

TEST REPORT

Report Number: 14982490-E1V1

Applicant : APPLE, INC.
1 APPLE PARK WAY
CUPERTINO, CA 95014, U.S.A

Model : A3289, A3290, A3291

Brand : APPLE

FCC ID : BCG-E8693A, BCG-8694A, BCG-8695A

IC : BCG-E8693A, BCG-8694A, BCG-8695A

EUT Description : SMARTPHONE

Test Standard(s) : FCC 47 CFR PART 2, PART 22H, 24E, AND 27L
ISED RSS-GEN ISSUE 5, RSS-132 ISSUE 4,
RSS-133 ISSUE 6, AND RSS-139 ISSUE 4

Date Of Issue:

2024-08-27

Prepared by:

UL Verification Services Inc.
47173 Benicia Street
Fremont, CA 94538, U.S.A.
TEL: (510) 319-4000
FAX: (510) 661-0888



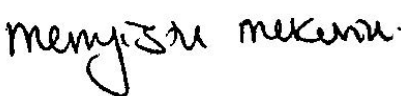


Revision History

<u>Rev.</u>	<u>Issue Date</u>	<u>Revisions</u>	<u>Revised By</u>
V1	2024-08-27	Initial Review	Mengistu Mekuria

TABLE OF CONTENTS

1. ATTESTATION OF TEST RESULTS	4
2. TEST METHODOLOGY	5
3. FACILITIES AND ACCREDITATION	5
4. DECISION RULES AND MEASUREMENT UNCERTAINTY	6
4.1. METROLOGICAL TRACEABILITY	6
4.2. DECISION RULES	6
4.3. MEASUREMENT UNCERTAINTY	6
4.4. SAMPLE CALCULATION	6
5. EQUIPMENT UNDER TEST	7
5.1. DESCRIPTION OF EUT	7
5.2. INTRODUCTION	7
5.3. MODEL DIFFERENCES	7
5.4. SPOT CHECK VERIFICATION RESULTS SUMMARY FOR A3289	8
5.5. SPOT CHECK VERIFICATION RESULTS SUMMARY FOR A3290	8
5.6. SPOT CHECK VERIFICATION RESULTS SUMMARY FOR A3291	8
5.7. REFERENCE DETAIL	9
5.8. SOFTWARE AND FIRMWARE	9
5.9. WORST-CASE CONFIGURATION AND MODE	9
5.10. DESCRIPTION OF TEST SETUP	9
6. TEST AND MEASUREMENT EQUIPMENT	11
Appendix A – Reference Test Report	12

1. ATTESTATION OF TEST RESULTS

Applicant Name and Address	APPLE, INC. 1 APPLE PARK WAY CUPERTINO, CA 95014, U.S.A	
Model	A3289, A3290, A3291	
Brand	APPLE	
FCC ID	BCG-E8693A, BCG-8694A, BCG-8695A	
IC	579C-E8693A, 579C-8694A, 579C-8695A	
EUT Description	SMARTPHONE	
Serial Number	MODEL (A2389): C7HH28000150000HBU (CONDUCTED) AND WGL265J3VY (RADIATED) MODEL (A2390):C7HH23000040000HBY (CONDUCTED) AND RYR379G4GD (RADIATED) MODEL (A2391):C7HH27000210000HC1 (CONDUCTED) AND J29J927XF2 (RADIATED)	
Sample Receipt Date	2024-01-17	
Date Tested	2024-01-17 TO 2024-08-01	
Applicable Standards	FCC 47 CFR Part 2, Part 22, Part 24, and Part 27 ISED RSS-GEN ISSUE 5, RSS-132 Issue 4, RSS-133 Issue 6, RSS-139 Issue 4.	
Test Results	COMPLIES	
<p>UL Verification Services Inc. tested the above equipment in accordance with the requirements set forth in the above standards. The test results show that the equipment tested is capable of demonstrating compliance with the requirements as documented in this report.</p> <p>The results documented in this report apply only to the tested sample, under the conditions and modes of operation as described herein. It is the manufacturer's responsibility to assure that additional production units of this model are manufactured with identical electrical and mechanical components. All samples tested were in good operating condition throughout the entire test program. Measurement Uncertainties are published for informational purposes only and were not taken into account unless noted otherwise.</p> <p>This document may not be altered or revised in any way unless done so by UL Verification Services Inc. and all revisions are duly noted in the revisions section. Any alteration of this document not carried out by UL Verification Services Inc. will constitute fraud and shall nullify the document.</p>		
Approved & Released By:	Reviewed By:	Prepared By:
		
Mengistu Mekuria Staff Engineer UL Verification Services Inc.	Binod Sitaula Laboratory Engineer Associate UL Verification Services Inc.	Tewodros Woldemichael Laboratory Engineer UL Verification Services Inc.

2. TEST METHODOLOGY

The tests documented in this report were performed in accordance with the following:

- ANSI C63.26:2015
- FCC 47 CFR Part 2, Part 22, Part 24, and Part 27.
- [FCC KDB 971168 D01 v03r01](#): Power Meas License Digital Systems
- [FCC KDB 971168 D02 v02r02](#): Misc Rev Approv License Devices
- [FCC KDB 412172 D01 v01r01](#): Determining ERP and EIRP
- FCC KDB 484596 D01 v02r03: Referencing Test Data
- ISED RSS-GEN Issue 5, ISED RSS-132 Issue 4, RSS-133 Issue 6, RSS-139 Issue 4.

3. FACILITIES AND ACCREDITATION

UL Verification Services Inc is accredited by A2LA, certification #0751.05, for all testing performed within the scope of this report. Testing was performed at the locations noted below.

	Address	ISED CABID	ISED Company Number	FCC Registration
<input checked="" type="checkbox"/>	Building 1: 47173 Benicia Street, Fremont, CA 94538, USA	US0104	2324A	550739
<input checked="" type="checkbox"/>	Building 2: 47266 Benicia Street, Fremont, CA 94538, USA			
<input checked="" type="checkbox"/>	Building 3: 843 Auburn Court, Fremont, CA 94538, USA			
<input type="checkbox"/>	Building 4: 47658 Kato Rd, Fremont, CA 94538, USA			
<input checked="" type="checkbox"/>	Building 5: 47670 Kato Rd, Fremont, CA 94538, USA			

4. DECISION RULES AND MEASUREMENT UNCERTAINTY

4.1. METROLOGICAL TRACEABILITY

All test and measuring equipment utilized to perform the tests documented in this report are calibrated on a regular basis, with a maximum time between calibrations of one year or the manufacturers' recommendation, whichever is less, and where applicable is traceable to recognized national standards.

4.2. DECISION RULES

The Decision Rule is based on Simple Acceptance in accordance with ISO Guide 98-4:2012 Clause 8.2. (Measurement uncertainty is not taken into account when stating conformity with a specified requirement.)

4.3. MEASUREMENT UNCERTAINTY

Where relevant, the following measurement uncertainty levels have been estimated for tests performed on the apparatus:

PARAMETER	U _{Lab}
Conducted Antenna Port Emission Measurement	1.940
Power Spectral Density	2.466
Time Domain Measurements Using SA	3.39
RF Power Measurement Direct Method Using Power Meter	0.450 Peak; 1.300 Ave.
Radio Frequency (Spectrum Analyzer)	141.16 Hz
Occupied Bandwidth	1.22%
Worst Case Conducted Disturbance, 9KHz to 0.15 MHz	3.78 db
Worst Case Conducted Disturbance, 0.15 to 30 MHz	3.40 db
Worst Case Radiated Disturbance, 9KHz to 30 MHz	2.87 db
Worst Case Radiated Disturbance, 30 to 1000 MHz	6.01 db
Worst Case Radiated Disturbance, 1000 to 18000 MHz	4.73 db
Worst Case Radiated Disturbance, 18000 to 26000 MHz	4.51 db
Worst Case Radiated Disturbance, 26000 to 40000 MHz	5.29 db

Uncertainty figures are valid to a confidence level of 95%.

4.4. SAMPLE CALCULATION

RADIATED EMISSIONS

Where relevant, the following sample calculation is provided:

Field Strength (dBuV/m) = Measured Voltage (dBuV) + Antenna Factor (dB/m) + Cable Loss (dB) – Preamp Gain (dB)

$$36.5 \text{ dBuV} + 18.7 \text{ dB/m} + 0.6 \text{ dB} - 26.9 \text{ dB} = 28.9 \text{ dBuV/m}$$

5. EQUIPMENT UNDER TEST

5.1. DESCRIPTION OF EUT

The Apple iPhone is a smartphone with cellular GSM, GPRS, EGPRS, WCDMA, LTE, 5G NR1, 5G NR2, IEEE 802.11a/b/g/n/ac/ax/be, Bluetooth (BT), Ultra-Wideband (UWB), Global Positioning System (GPS), Near-Field Communication (NFC), Narrow-Band (NB) UNII, 802.15.4, 802.15.4ab-Narrow Band (NB) and Mobile Satellite Service (MSS) technologies. The rechargeable battery is not user accessible. This device is not user-serviceable and requires special tools to disassemble.

Testing was performed on the parent model and is used to support the application for the parent and variants identified in this report based on the test plan submitted and approved via KDB inquiry by the FCC and ISED Canada

5.2. INTRODUCTION

This application for certification is leveraging the data reuse procedures from KDB 484596 D01 based on reference FCC ID: BCG-E8692A / IC: 579C-E8692A to cover variant model FCC ID: BCG-E8693A / IC: 579C-E86693A, FCC ID: BCG-E8694A / IC: 579C-E8694A, and FCC ID: BCG-E8695A / IC: 579C-E8695A. The major difference between the parent/reference model and the variant model is the depopulation of some LTE and 5G NR Bands. All other circuitry and features are identical. The data reuse test plan was approved via manufacturer KDB inquiry.

5.3. MODEL DIFFERENCES

The manufacturer hereby declares the following for models A3082, A3289, A3290, and A3291. These models are highly similar, with the only difference being the supported cellular bands.

Model	FCC ID	IC	Model Changes
A3082	BCG-E8692A	579C-E8692A	Reference Model
A3289	BCG-E8693A	579C-E8693A	Variant model Removed FR2 from the reference model
A3290	BCG-E8694A	579C-E8694A	Variant model Removed FR2, LTE B11/14/21/29/71, and 5G NR n14/n71/n29 from the reference model
A3291	BCG-E8695A	579C-E8695A	Variant model Removed MSS, FR2, LTE B11/14/21/29/53/71, and 5G NR n14/n53/n71/n29 from the reference model

*Note:

They have the same PCB layout, design, common components, antennas, antenna locations and housing cases.

More specifically, their cellular modem, Wi-Fi, BT, NFC, WPT and UWB transmitters are identical, and removal of cellular bands is done by software and depopulation of band-specific components associated with the removed bands.

Spot check verification has been done on models A3289, A3290 and A3291 in accordance with the test plan approved via KDB inquiry. Comparison of the models, upper deviation is within 0.5dB range of antenna port data, and all tests are under ISED Technical Limits. The results documented for model A3082 may be applied as representative to models A3289, A3290, and A3291.

5.4. SPOT CHECK VERIFICATION RESULTS SUMMARY FOR A3289

A3289 SPOT CHECK RESULTS							
Technology	Worst Mode	Test Item	Measured	Original Model: A3082	Sub Model: A3289	Delta (dB)	Remarks
			Frequency MHz	FCC ID: BCG-E8692A IC:579C-E8692A (dBm)	FCC ID: BCG-E8693A IC:579C-E8693A (dBm)		
GSM 850	GPRS 1 Slot	Cond Power	836.6	33.30	32.83	-0.5	
GSM 1900	GPRS 1 Slot	Cond Power	1909.8	31.85	31.59	-0.3	
WCDMA B5	REL 99	Cond Power	826.4	25.70	25.70	0.0	
WCDMA B2	REL 99	Cond Power	1880.0	25.70	25.70	0.0	
WCDMA B4	REL 99	Cond Power	1712.4	25.70	25.70	0.0	

5.5. SPOT CHECK VERIFICATION RESULTS SUMMARY FOR A3290

A3290 SPOT CHECK RESULTS							
Technology	Worst Mode	Test Item	Measured	Original Model: A3082	Sub Model: A3290	Delta (dB)	Remarks
			Frequency MHz	FCC ID: BCG-E8692A IC:579C-E8692A (dBm)	FCC ID: BCG-E8694A IC:579C-E8694A (dBm)		
GSM 850	GPRS 1 Slot	Cond Power	836.6	33.30	32.86	-0.4	
GSM 1900	GPRS 1 Slot	Cond Power	1909.8	31.85	31.85	0.0	
WCDMA B5	REL 99	Cond Power	826.4	25.70	25.70	0.0	
WCDMA B2	REL 99	Cond Power	1880.0	25.70	25.70	0.0	
WCDMA B4	REL 99	Cond Power	1712.4	25.70	25.70	0.0	

5.6. SPOT CHECK VERIFICATION RESULTS SUMMARY FOR A3291

A3291 SPOT CHECK RESULTS							
Technology	Worst Mode	Test Item	Measured	Original Model: A3082	Sub Model: A3291	Delta (dB)	Remarks
			Frequency MHz	FCC ID: BCG-E8692A IC:579C-E8692A (dBm)	FCC ID: BCG-E8695A IC:579C-E8695A (dBm)		
GSM 850	GPRS 1 Slot	Cond Power	836.6	33.30	32.61	-0.7	
GSM 1900	GPRS 1 Slot	Cond Power	1909.8	31.85	31.57	-0.3	
WCDMA B5	REL 99	Cond Power	826.4	25.70	25.70	0.0	
WCDMA B2	REL 99	Cond Power	1880.0	25.70	25.70	0.0	
WCDMA B4	REL 99	Cond Power	1712.4	25.70	25.70	0.0	

5.7. REFERENCE DETAIL

Reference application that contains the reused reference data.

Reference FCC ID / IC Certification #	Equipment Class	Variant FCC ID/IC Certification #	Reference Test Report/Data Referencing Section
BCG-8692A/ 579C-E8692A	PCE	BCG-E8693A, 579C-E8693A	14982489-E17 Report / All Sections
	PCE	BCG-E8694A, 579C-E8694A	14982489-E17 Report / All Sections
	PCE	BCG-E8695A, 579C-E8695A	14982489-E17 Report / All Sections

5.8. SOFTWARE AND FIRMWARE

The EUT firmware installed during testing was version 0.02.01.

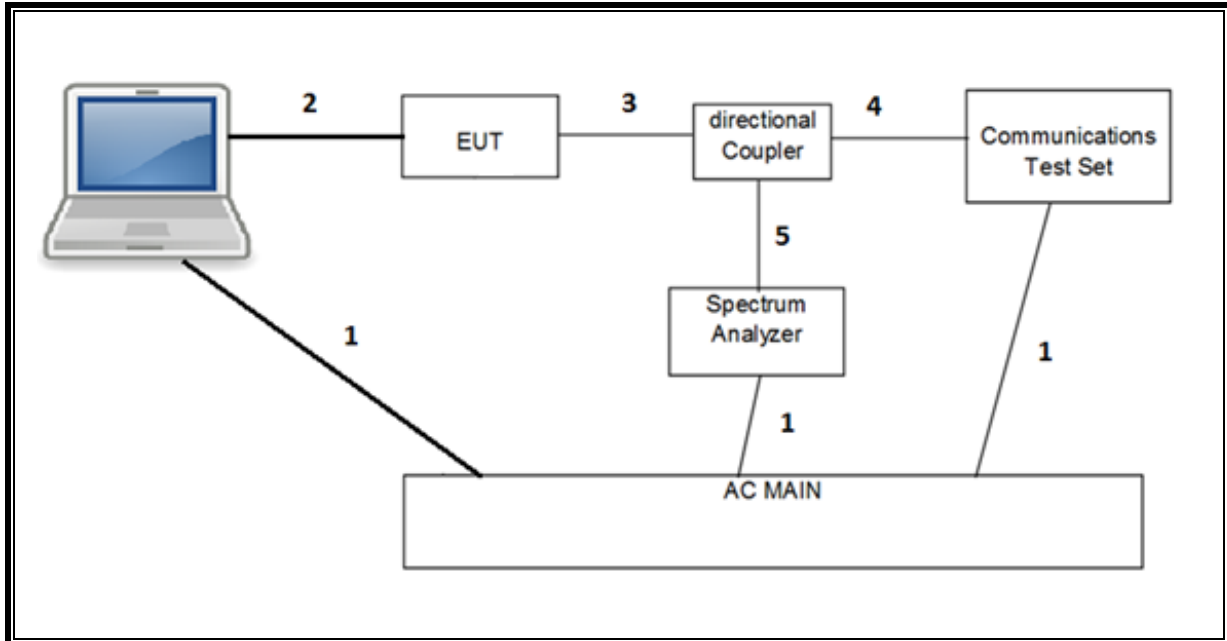
5.9. WORST-CASE CONFIGURATION AND MODE

The spot checks were performed on the worst-case orientations and configurations based on the parent model of reference report.

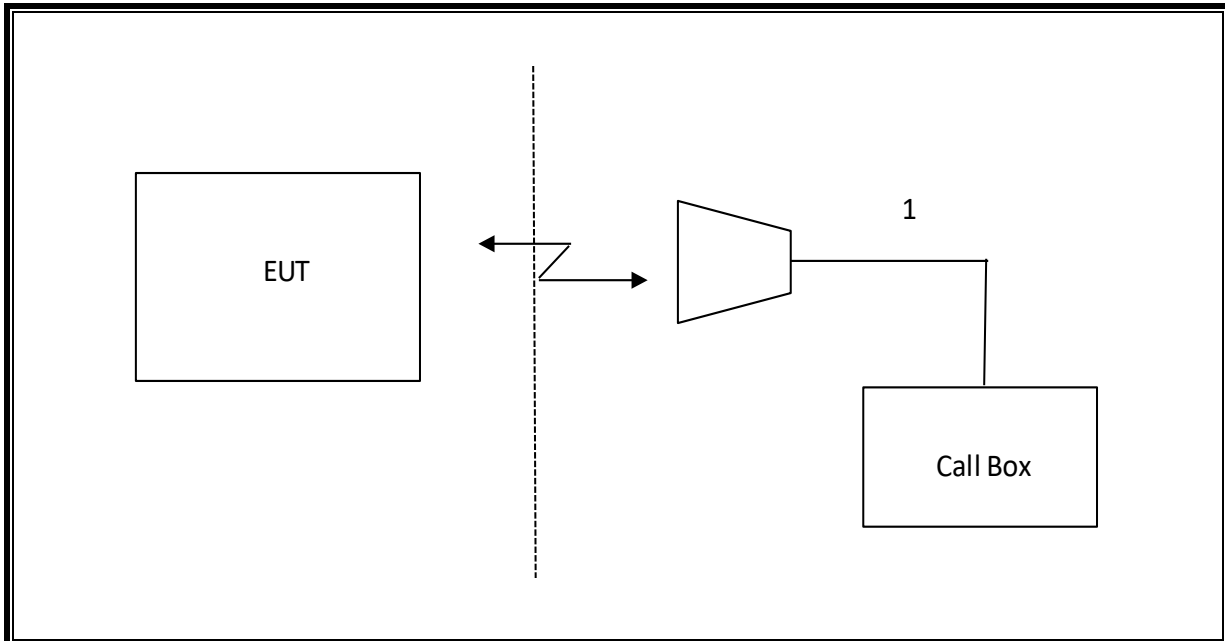
5.10. DESCRIPTION OF TEST SETUP

SUPPORT TEST EQUIPMENT						
Description	Manufacturer	Model	Serial Number	FCC ID/ DoC		
Laptop	Apple	MacBook Pro	HRP082673	BCGA1708		
AC/DC adapter	Apple	A1718	C4H64450HH3GN8RA6	--		
I/O CABLES (RF CONDUCTED TEST)						
Cable No.	Port	# of Identical Ports	Connector Type	Cable Type	Cable Length (m)	Remarks
1	AC	3	US 115V	Un-shielded	2.0	N/A
2	USB	1	DC	Un-shielded	1.0	N/A
3	RF In/Out	1	EUT	Un-shielded	0.6	N/A
4	RF In/Out	1	Communication Test Set	Un-shielded	1.2	N/A
5	RF In/Out	1	Barrel	N/A	N/A	N/A
I/O CABLES (RF RADIATED TEST)						
Cable No.	Port	# of Identical Ports	Connector Type	Cable Type	Cable Length (m)	Remarks
1	RF In/Out	1	Antenna	Un-shielded	5.0	N/A

CONDUCTED SETUP



RADIATED SETUP



6. TEST AND MEASUREMENT EQUIPMENT

The following test and measurement equipment was utilized for the tests documented in this report:

TEST EQUIPMENT LIST				
Description	Manufacturer	Model	Asset	Cal Due
Antenna, Horn 1-18GHz	ETS-Lindgren	3117	80430	2024-08-31
Antenna, Horn 1-18GHz	ETS Lindgren	3117	79834	2024-06-30
Antenna, Broadband Hybrid, 30MHz to 2000MHz	SUNAR	JB3	222009	2024-10-31
RF Filter Box, 1-18GHz	UL-FR1	NA	217255	2024-10-31
RF Filter Box, 1-18GHz	UL-FR1	RATS 2	226781	2024-09-30
Amplifier, 10KHz to 1GHz, 32dB	Sonoma	310N	430250	2024-09-30
EMI TEST RECEIVER	Rohde & Schwarz	ESW44	169936	2025-02-28
EMI TEST RECEIVER	Rohde & Schwarz	ESW44	169935	2025-02-28
Wideband Communication Test Set, Call Box	R&S GmbH & Co. KG	CMW500	85943	2025-02-28
Directional Coupler	KRYTAR	152610	198816	2024-10-31
Directional Coupler	KRYTAR	152610	231664	2025-01-22
Power Meter, P-series single channel	Keysight	N1912A	90719	2025-01-31
Power Sensor, P - series, 50MHz to 18GHz, Wideband	Keysight	N1921A	81319	2025-01-31
Filter, HPF 1.2GHz	Wainwright Instruments GmbH	WHKX6-948-1.2/15G-40ST	99	2024-10-31
Spectrum Analyzer, PXA, 2Hz to 44GHz	Keysight	N9030B	231739	2025-01-31
Spectrum Analyzer, PXA, 2Hz to 44GHz	Keysight	N9030B	245120	2025-02-28
Spectrum Analyzer, PXA, 3Hz to 44GHz	Keysight	N9030A	85212	2025-02-28
Wideband Communication Test Set, Call Box	R&S GmbH & Co. KG	CMW500	222793	2025-02-28
Wideband Communication Test Set, Call Box	R&S GmbH & Co. KG	CMW500	222797	2025-02-28
Transmitting Antenna, Horn Antenna	TEKBOX Digital Solutions	TBMA4	226709	C.N.R.
Antenna, Horn 18 to 26.5GHz	A.R.A.	MWH-1826/B	199659	2024-12-31
*Amplifier 18-26.5GHz, +5Vdc, -54dBm P1dB	AMPLICAL	AMP18G26.5-60	234683	2024-03-29
DC Power Supply	GWINSTEK	GPS18500	N/A	C.N.R.
UL AUTOMATION SOFTWARE				
CLT Software	UL	UL RF	V2023.11.21.0	
Power Measurement Software	UL	UL RF	V2023.08.14.0	
Radiated test software	UL	UL RF	Ver 9.5 2023-05-01	

NOTES:

* Testing is completed before equipment expiration date.

Appendix A – Reference Test Report

Attached is the test report (14982489-E17) containing the reference data from the parent model as detailed in section 5.7.