

System Performance Check Report for D2300V2 - SN1002

Exposure Conditions

Frequency [MHz] Channel Number	2300.000 0	TSL Permittivity	38.2
Group UID	CW 0--	TSL Conductivity [S/m]	1.70
Conversion Factor	7.98	Phantom Section TSL	Flat HSL

Hardware Setup

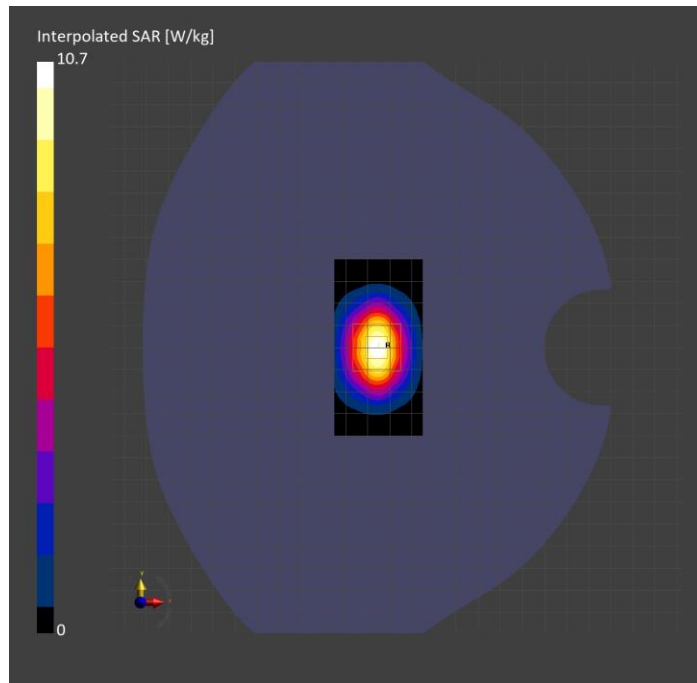
Probe Calibration Date	EX3DV4 - SN3991 2023-10-12	Phantom	Twin-SAM V5.0 (30deg probe tilt)
DAE Calibration Date	DAE4 Sn1380 2024-02-09	TSL Type	HBBL-600-10000
Software Version	16.2.4.2524		

Scans Setup

	Area Scan	Zoom Scan
Grid Extents [mm]	40.0 x 80.0	30.0 x 30.0 x 30.0
Grid Steps [mm]	10.0 x 10.0	5.0 x 5.0 x 1.5
Sensor Surface [mm]	3.0	1.4
Graded Grid	N/A	Yes
M2/M1 [%]		79.4
Dist 3dB Peak [mm]		9.9

Measurement Results

	Area Scan	Zoom Scan
psSAR1g [W/Kg]	4.93	5.01
psSAR10g [W/Kg]	2.40	2.43
Power Drift [dB]	N/A	0.00



System Performance Check Report for D5GHzV2 - SN1168

Exposure Conditions

Frequency [MHz] Channel Number	5250.000 0	TSL Permittivity	34.9
Group UID	CW 0--	TSL Conductivity [S/m]	4.57
Conversion Factor	5.19	Phantom Section TSL	Flat HSL

Hardware Setup

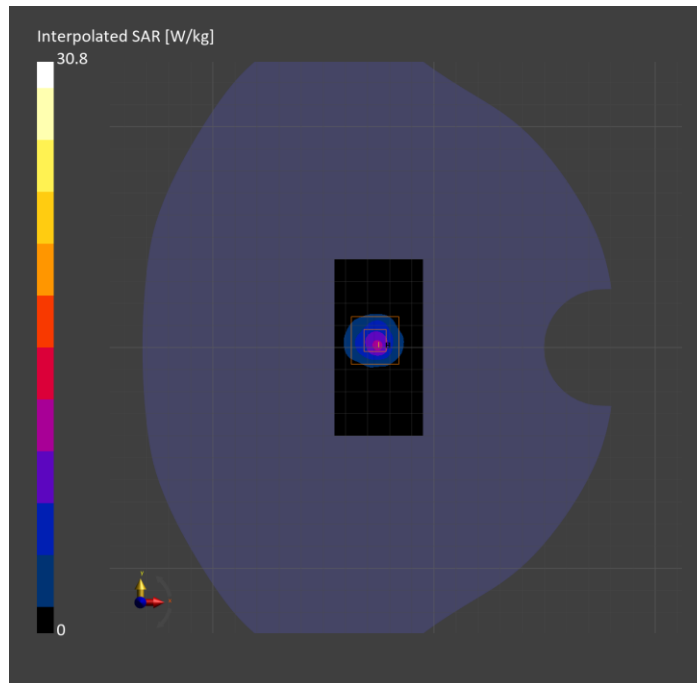
Probe Calibration Date	EX3DV4 - SN3772 2024-02-07	Phantom	Twin-SAM V8.0 (30deg probe tilt)
DAE Calibration Date	DAE4 Sn1258 2024-03-12	TSL Type	HBBL-600-10000
Software Version	16.2.4.2524		

Scans Setup

	Area Scan	Zoom Scan
Grid Extents [mm]	40.0 x 80.0	22.0 x 22.0 x 22.0
Grid Steps [mm]	10.0 x 10.0	4.0 x 4.0 x 1.4
Sensor Surface [mm]	3.0	1.4
Graded Grid	N/A	Yes
M2/M1 [%]		65.5
Dist 3dB Peak [mm]		7.2

Measurement Results

	Area Scan	Zoom Scan
psSAR1g [W/Kg]	7.12	8.16
psSAR10g [W/Kg]	2.14	2.37
Power Drift [dB]	0.04	0.02



System Performance Check Report for D5GHzV2 - SN1168

Exposure Conditions

Frequency [MHz] Channel Number	5750.000 0	TSL Permittivity	33.8
Group UID	CW 0--	TSL Conductivity [S/m]	5.14
Conversion Factor	4.63	Phantom Section TSL	Flat HSL

Hardware Setup


Probe Calibration Date	EX3DV4 - SN3772 2024-02-07	Phantom	Twin-SAM V8.0 (30deg probe tilt)
DAE Calibration Date	DAE4 Sn1258 2024-03-12	TSL Type	HBBL-600-10000
Software Version	16.2.4.2524		

Scans Setup

	Area Scan	Zoom Scan
Grid Extents [mm]	40.0 x 80.0	22.0 x 22.0 x 22.0
Grid Steps [mm]	10.0 x 10.0	4.0 x 4.0 x 1.4
Sensor Surface [mm]	3.0	1.4
Graded Grid	N/A	Yes
M2/M1 [%]		61.0
Dist 3dB Peak [mm]		7.2

Measurement Results

	Area Scan	Zoom Scan
psSAR1g [W/Kg]	6.94	7.80
psSAR10g [W/Kg]	2.06	2.26
Power Drift [dB]	-0.02	-0.04



System Performance Check Report for D6.5GHzV2 - SN1033

Exposure Conditions

Frequency [MHz] Channel Number	6500.000 0	TSL Permittivity	33.6
Group UID	CW 0--	TSL Conductivity [S/m]	6.42
Conversion Factor	5.1	Phantom Section TSL	Flat HSL

Hardware Setup

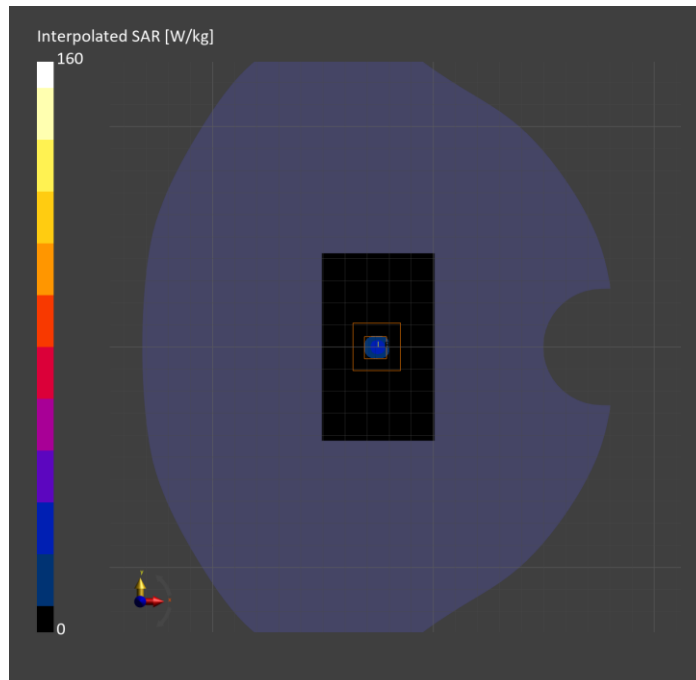
Probe Calibration Date	EX3DV4 - SN7810 2024-05-08	Phantom	Twin-SAM V8.0 (30deg probe tilt)
DAE Calibration Date	DAE4 Sn1787 2024-05-02	TSL Type	HBBL-600-10000
Software Version	16.2.4.2524		

Scans Setup

	Area Scan	Zoom Scan
Grid Extents [mm]	51.0 x 85.0	22.0 x 22.0 x 22.0
Grid Steps [mm]	8.5 x 8.5	3.4 x 3.4 x 1.4
Sensor Surface [mm]	3.0	1.4
Graded Grid	N/A	Yes
M2/M1 [%]		50.2
Dist 3dB Peak [mm]		4.8

Measurement Results

	Area Scan	Zoom Scan	APD
psSAR1g [W/Kg]	19.9	24.5	N/A
psSAR8g [W/Kg]	4.56	5.44	N/A
psSAR10g [W/Kg]	3.78	4.47	N/A
psAPD (4.0cm ² , sq.) [W/m ²]	N/A	N/A	109
Power Drift [dB]	N/A	0.08	N/A



System Performance Check Report for D3500V2 - SN1060

Exposure Conditions

Frequency [MHz] Channel Number	3500.000 0	TSL Permittivity	38.7
Group UID	CW 0--	TSL Conductivity [S/m]	2.75
Conversion Factor	6.19	Phantom Section TSL	Flat HSL

Hardware Setup

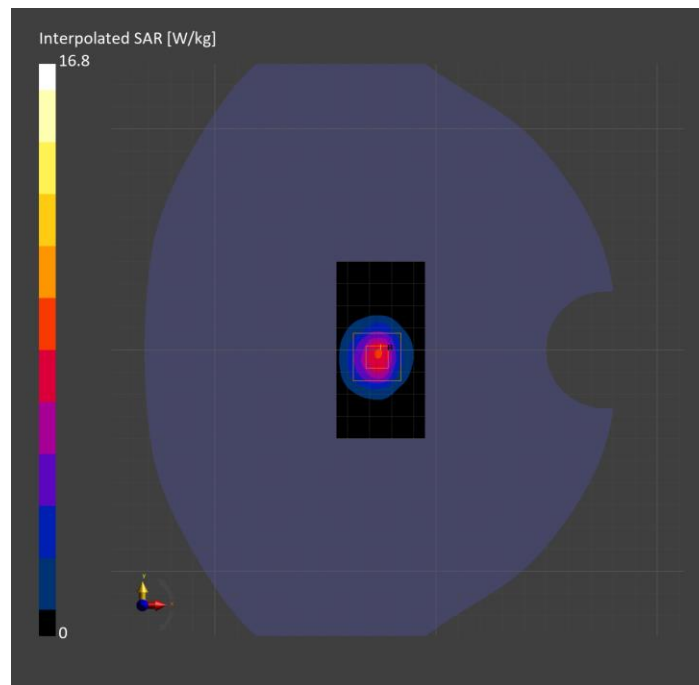
Probe Calibration Date	EX3DV4 - SN7463 2024-04-15	Phantom	Twin-SAM V5.0 (30deg probe tilt)
DAE Calibration Date	DAE4 Sn1548 2024-02-08	TSL Type	HBBL-600-10000
Software Version	16.2.4.2524		

Scans Setup

	Area Scan	Zoom Scan
Grid Extents [mm]	40.0 x 80.0	28.0 x 28.0 x 28.0
Grid Steps [mm]	10.0 x 10.0	5.0 x 5.0 x 1.4
Sensor Surface [mm]	3.0	1.4
Graded Grid	N/A	Yes
M2/M1 [%]		75.0
Dist 3dB Peak [mm]		8.3

Measurement Results

	Area Scan	Zoom Scan
psSAR1g [W/Kg]	6.24	6.46
psSAR10g [W/Kg]	2.43	2.51
Power Drift [dB]	N/A	-0.01



System Performance Check Report for D1750V2 - SN1053

Exposure Conditions

Frequency [MHz] Channel Number	1750.000 0	TSL Permittivity	40.2
Group UID	CW 0--	TSL Conductivity [S/m]	1.37
Conversion Factor	7.83	Phantom Section TSL	Flat HSL

Hardware Setup

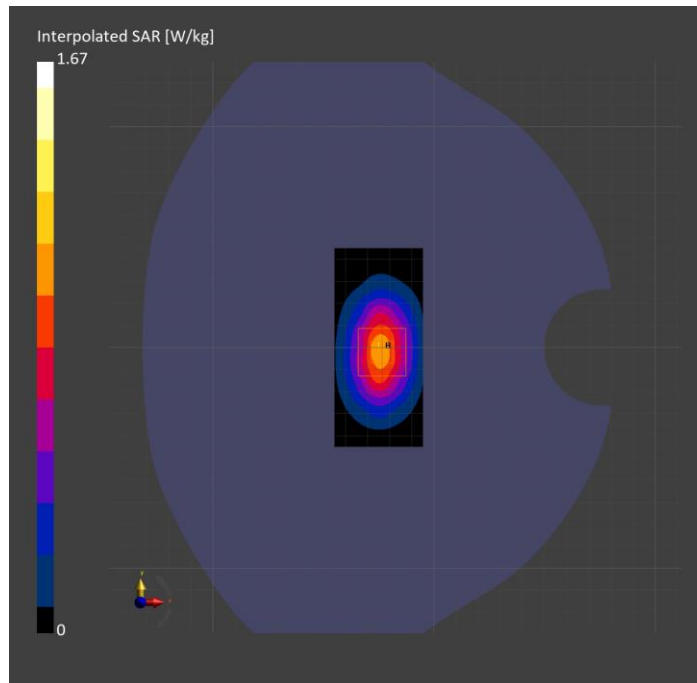
Probe Calibration Date	EX3DV4 - SN3749 2024-01-11	Phantom	Twin-SAM V8.0 (30deg probe tilt)
DAE Calibration Date	DAE4 Sn1674 2024-05-13	TSL Type	HBBL-600-10000
Software Version	16.2.4.2524		

Scans Setup

	Area Scan	Zoom Scan
Grid Extents [mm]	40.0 x 90.0	30.0 x 30.0 x 30.0
Grid Steps [mm]	10.0 x 15.0	6.0 x 6.0 x 1.5
Sensor Surface [mm]	3.0	1.4
Graded Grid	N/A	Yes
M2/M1 [%]		81.2
Dist 3dB Peak [mm]		10.8

Measurement Results

	Area Scan	Zoom Scan
psSAR1g [W/Kg]	0.882	0.885
psSAR10g [W/Kg]	0.473	0.472
Power Drift [dB]	-0.00	0.01



System Performance Check Report for D1900V2 - SN5d140

Exposure Conditions

Frequency [MHz] Channel Number	1900.000 0	TSL Permittivity	40.0
Group UID	CW 0--	TSL Conductivity [S/m]	1.45
Conversion Factor	7.67	Phantom Section TSL	Flat HSL

Hardware Setup

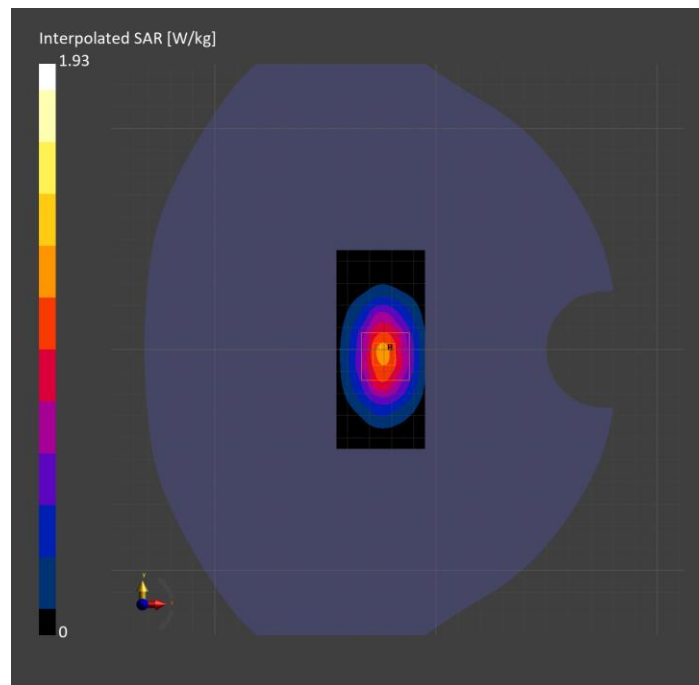
Probe Calibration Date	EX3DV4 - SN3749 2024-01-11	Phantom	Twin-SAM V8.0 (30deg probe tilt)
DAE Calibration Date	DAE4 Sn1674 2024-05-13	TSL Type	HBBL-600-10000
Software Version	16.2.4.2524		

Scans Setup

	Area Scan	Zoom Scan
Grid Extents [mm]	40.0 x 90.0	30.0 x 30.0 x 30.0
Grid Steps [mm]	10.0 x 15.0	6.0 x 6.0 x 1.5
Sensor Surface [mm]	3.0	1.4
Graded Grid	N/A	Yes
M2/M1 [%]		79.0
Dist 3dB Peak [mm]		10.8

Measurement Results

	Area Scan	Zoom Scan
psSAR1g [W/Kg]	0.954	0.973
psSAR10g [W/Kg]	0.500	0.506
Power Drift [dB]	0.00	0.01



System Performance Check Report for 5G Source 10GHz - 1015

Exposure Conditions

Band	Validation band	Phantom Section	5G
Frequency [MHz] Channel Number	10000.0 0	Conversion Factor	1.0
Group UID	CW, 0--	Position Test Distance [mm]	FRONT 10.00

Hardware Setup

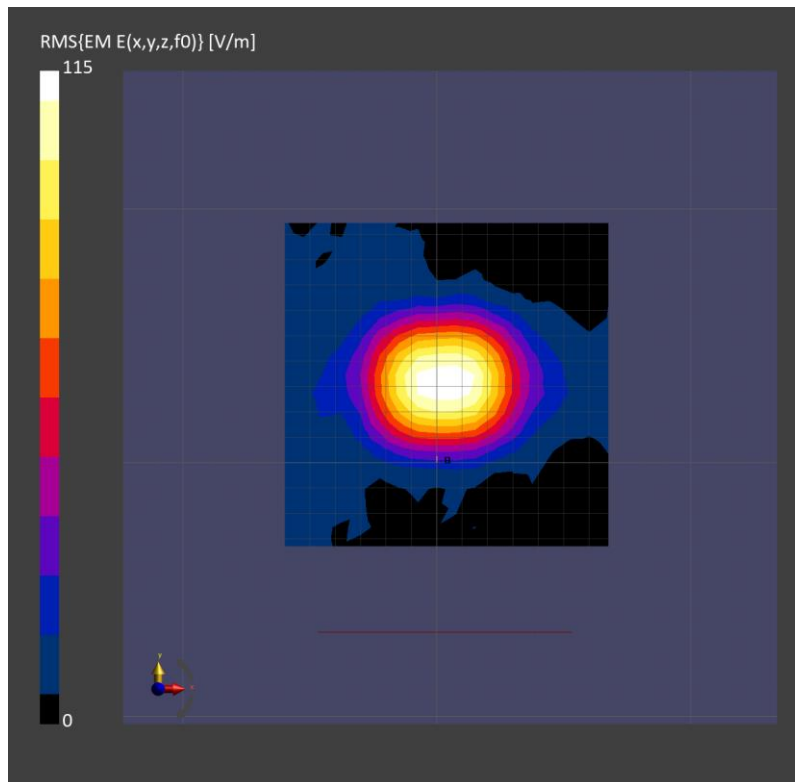
Probe Calibration Date	EUmmWV4 - SN9619_F1-55GHz 2024-03-08	Phantom	mmWave xxxx
DAE Calibration Date	DAE4 Sn1472 2024-01-16	Medium	Air -
Software Version	3.2.0.1840		

Scan Setup

Scan Type	5G Scan	Grid Extents [mm]	120.0 x 120.0
Grid Steps [lambda]	0.25 x 0.25	Sensor Surface [mm]	10.0

Measurement Results

Avg. Area [cm ²]	4.00
psPDn+ [W/m ²]	29.3
psPDtot+ [W/m ²]	29.4
psPDmod+ [W/m ²]	29.6
E _{max} [V/m]	112
H _{max} [A/m]	0.298
Power Drift [dB]	0.05



System Performance Check Report for 5G Source 30GHz - 1117

Exposure Conditions

Band	Validation band	Phantom Section	5G
Frequency [MHz] Channel Number	30000.0 0	Conversion Factor	1.0
Group UID	CW, 0--	Position Test Distance [mm]	FRONT 5.55

Hardware Setup

Probe Calibration Date	EUmmWV4 - SN9589_F1-55GHz 2023-09-05	Phantom	mmWave xxxx
DAE Calibration Date	DAE4ip Sn1621 2024-04-12	Medium	Air -
Software Version	3.2.0.1840		

Scan Setup

Scan Type	5G Scan	Grid Extents [mm]	60.0 x 60.0
Grid Steps [lambda]	0.25 x 0.25	Sensor Surface [mm]	5.55

Measurement Results

Avg. Area [cm ²]	4.00
psPDn+ [W/m ²]	75.5
psPDtot+ [W/m ²]	76.9
psPDmod+ [W/m ²]	77.2
E _{max} [V/m]	196
H _{max} [A/m]	0.539
Power Drift [dB]	-0.12

