

T-Coil Signal Test Report: UMTS-FDD (WCDMA, AMR)

Device Under Test

Manufacturer	Model	Dimensions [mm]	Speaker Position [mm]
		146.2 x 71.8 x 7.5	144.3

Hardware Setup

Probe Name	Probe Calibration Date	DAE Name	DAE Calibration Date
AM1DV3 - 3083	January 08, 2024	DAE4 Sn1352	November 15, 2023

Communication Systems

Band Name	Communication Systems Name	Channel	Frequency [MHz]
Band 5, UTRA/FDD	UMTS-FDD (WCDMA, AMR)	4233	846.6

Grid Settings

Extent X [mm]	Extent Y [mm]	Step X [mm]	Step Y [mm]	Distance [mm]
52.0	52.0	4.0	4.0	10.0

Results

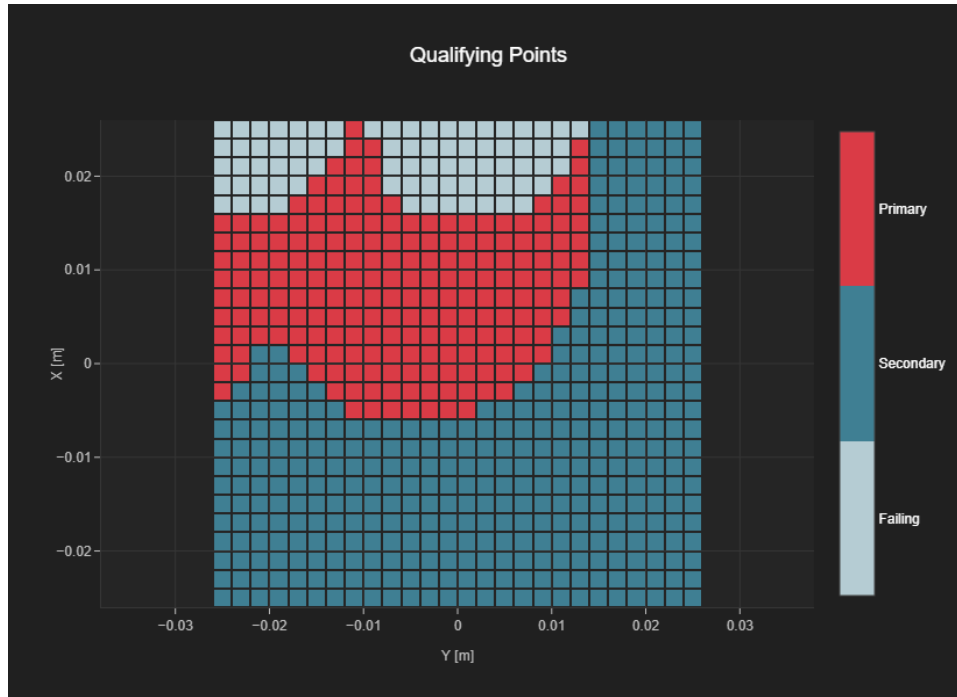
Audio File	Measurement Duration [s]	Margin Upper Bound [dB]	Margin Lower Bound [dB]
48k_voice_300-3000_2s.wav	2.0	2.0	0.67



T-Coil Coupling Mode Test Report:

Results

Primary Group Contiguous Point Count	Secondary Group Point Count	Secondary Group Max Longitudinal	Secondary Group Max Transverse
207	599	26	26



T-Coil Signal Test Report: EDGE-FDD (TDMA, 8PSK, TN 0-1)

Device Under Test

Manufacturer	Model	Dimensions [mm]	Speaker Position [mm]
		146.2 x 71.8 x 7.5	144.3

Hardware Setup

Probe Name	Probe Calibration Date	DAE Name	DAE Calibration Date
AM1DV3 - 3083	January 08, 2024	DAE4 Sn1352	November 15, 2023

Communication Systems

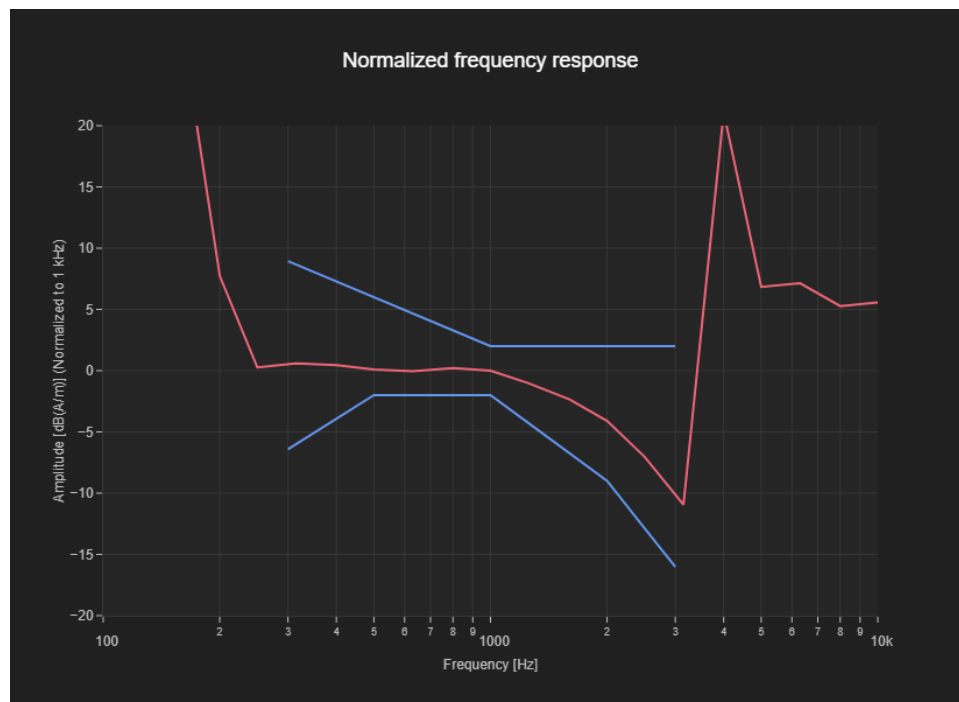
Band Name	Communication Systems Name	Channel	Frequency [MHz]
GSM 850	EDGE-FDD (TDMA, 8PSK, TN 0-1)	190	836.6

Grid Settings

Extent X [mm]	Extent Y [mm]	Step X [mm]	Step Y [mm]	Distance [mm]
52.0	52.0	4.0	4.0	10.0

Results

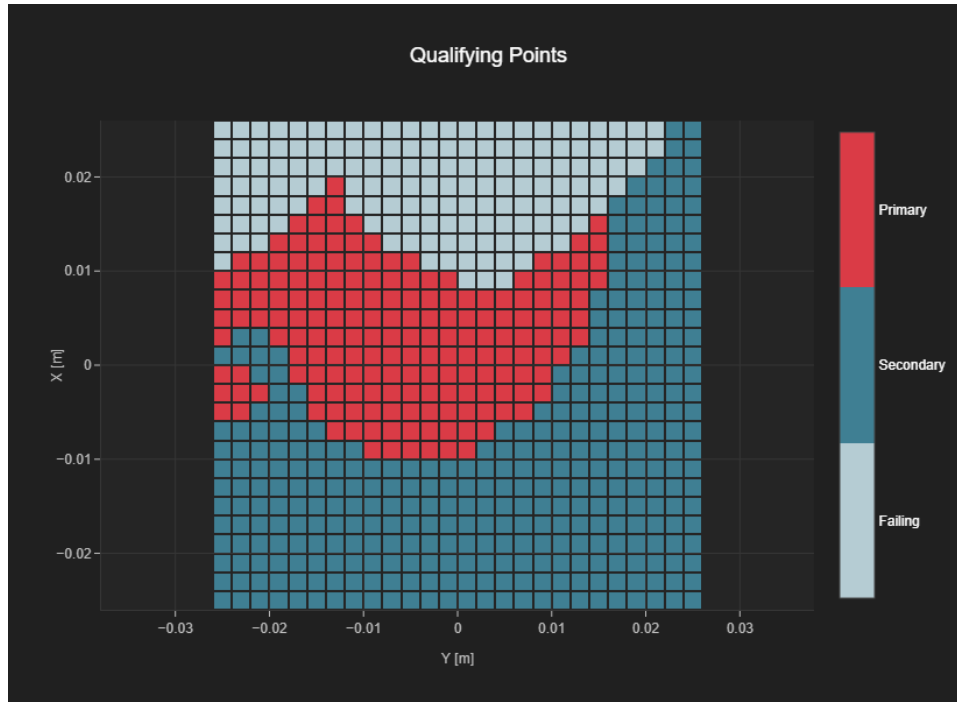
Audio File	Measurement Duration [s]	Margin Upper Bound [dB]	Margin Lower Bound [dB]
48k_voice_300-3000_2s.wav	2.0	2.0	1.96



T-Coil Coupling Mode Test Report:

Results

Primary Group Contiguous Point Count	Secondary Group Point Count	Secondary Group Max Longitudinal	Secondary Group Max Transverse
182	526	26	26



T-Coil Signal Test Report: EDGE-FDD (TDMA, 8PSK, TN 0-1)

Device Under Test

Manufacturer	Model	Dimensions [mm]	Speaker Position [mm]
		146.2 x 71.8 x 7.5	144.3

Hardware Setup

Probe Name	Probe Calibration Date	DAE Name	DAE Calibration Date
AM1DV3 - 3083	January 08, 2024	DAE4 Sn1352	November 15, 2023

Communication Systems

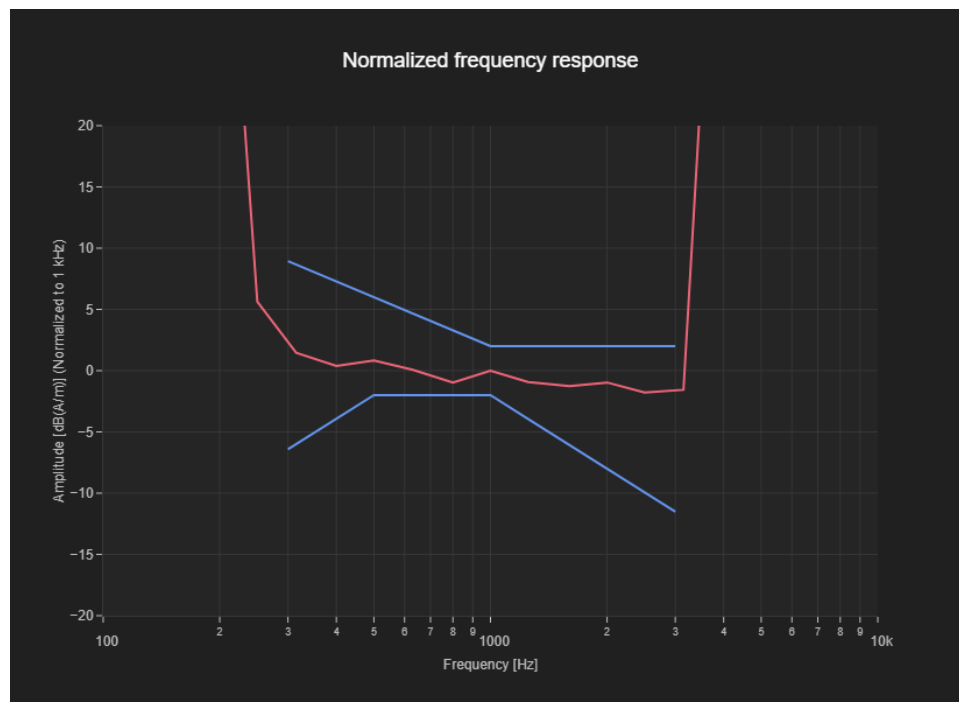
Band Name	Communication Systems Name	Channel	Frequency [MHz]
PCS 1900	EDGE-FDD (TDMA, 8PSK, TN 0-1)	661	1880.0

Grid Settings

Extent X [mm]	Extent Y [mm]	Step X [mm]	Step Y [mm]	Distance [mm]
52.0	52.0	4.0	4.0	10.0

Results

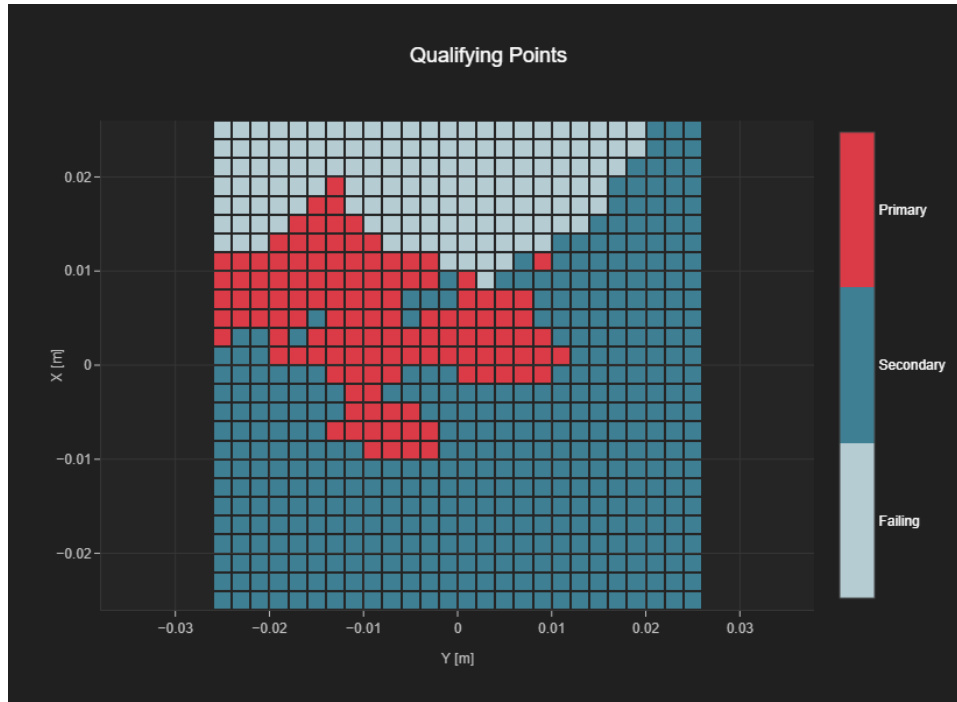
Audio File	Measurement Duration [s]	Margin Upper Bound [dB]	Margin Lower Bound [dB]
48k_voice_300-3000_2s.wav	2.0	2.0	1.03



T-Coil Coupling Mode Test Report:

Results

Primary Group Contiguous Point Count	Secondary Group Point Count	Secondary Group Max Longitudinal	Secondary Group Max Transverse
124	536	26	26



T-Coil Signal Test Report: UMTS-FDD (HSPA+)

Device Under Test

Manufacturer	Model	Dimensions [mm]	Speaker Position [mm]
		146.2 x 71.8 x 7.5	144.3

Hardware Setup

Probe Name	Probe Calibration Date	DAE Name	DAE Calibration Date
AM1DV3 - 3083	January 08, 2024	DAE4 Sn1352	November 15, 2023

Communication Systems

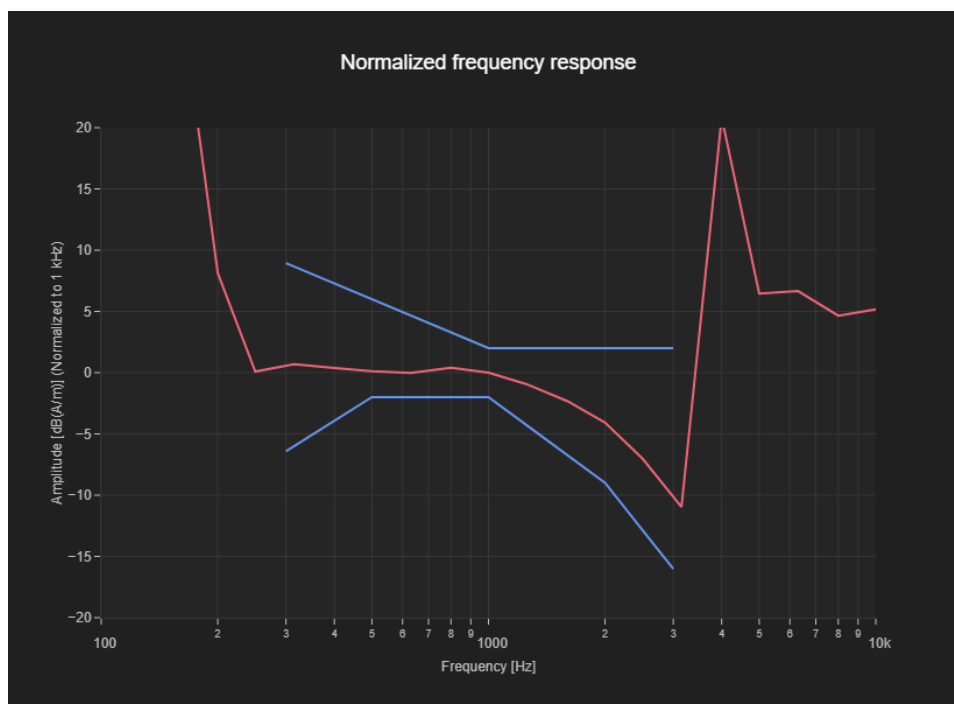
Band Name	Communication Systems Name	Channel	Frequency [MHz]
Band 2, UTRA/FDD	UMTS-FDD (HSPA+)	9538	1907.6

Grid Settings

Extent X [mm]	Extent Y [mm]	Step X [mm]	Step Y [mm]	Distance [mm]
52.0	52.0	4.0	4.0	10.0

Results

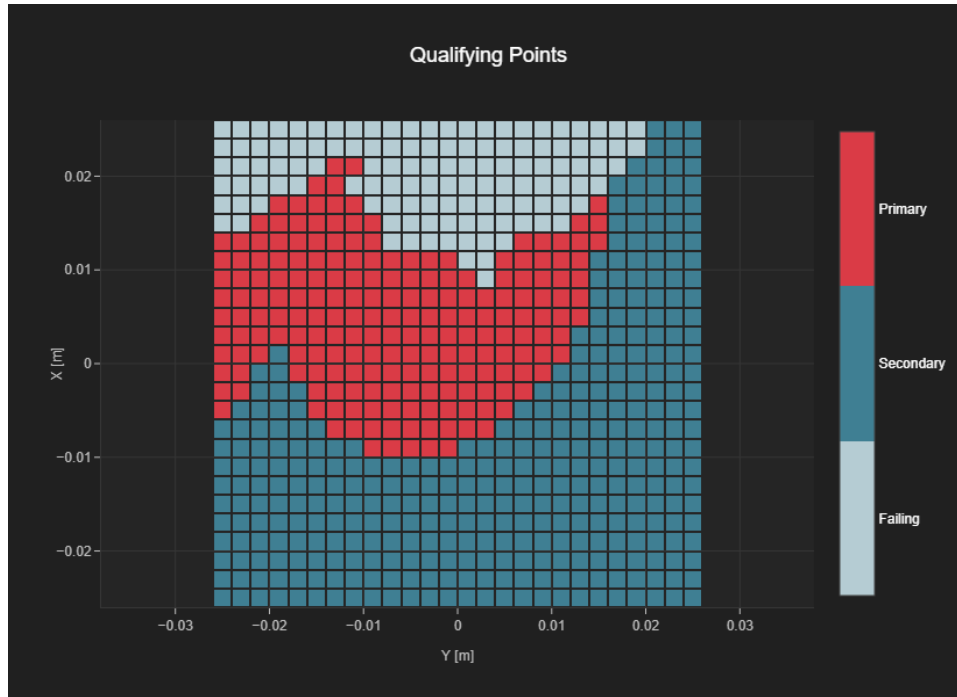
Audio File	Measurement Duration [s]	Margin Upper Bound [dB]	Margin Lower Bound [dB]
48k_voice_300-3000_2s.wav	2.0	2.0	1.97



T-Coil Coupling Mode Test Report:

Results

Primary Group Contiguous Point Count	Secondary Group Point Count	Secondary Group Max Longitudinal	Secondary Group Max Transverse
203	554	26	26



T-Coil Signal Test Report: UMTS-FDD (HSPA+)

Device Under Test

Manufacturer	Model	Dimensions [mm]	Speaker Position [mm]
		146.2 x 71.8 x 7.5	144.3

Hardware Setup

Probe Name	Probe Calibration Date	DAE Name	DAE Calibration Date
AM1DV3 - 3083	January 08, 2024	DAE4 Sn1352	November 15, 2023

Communication Systems

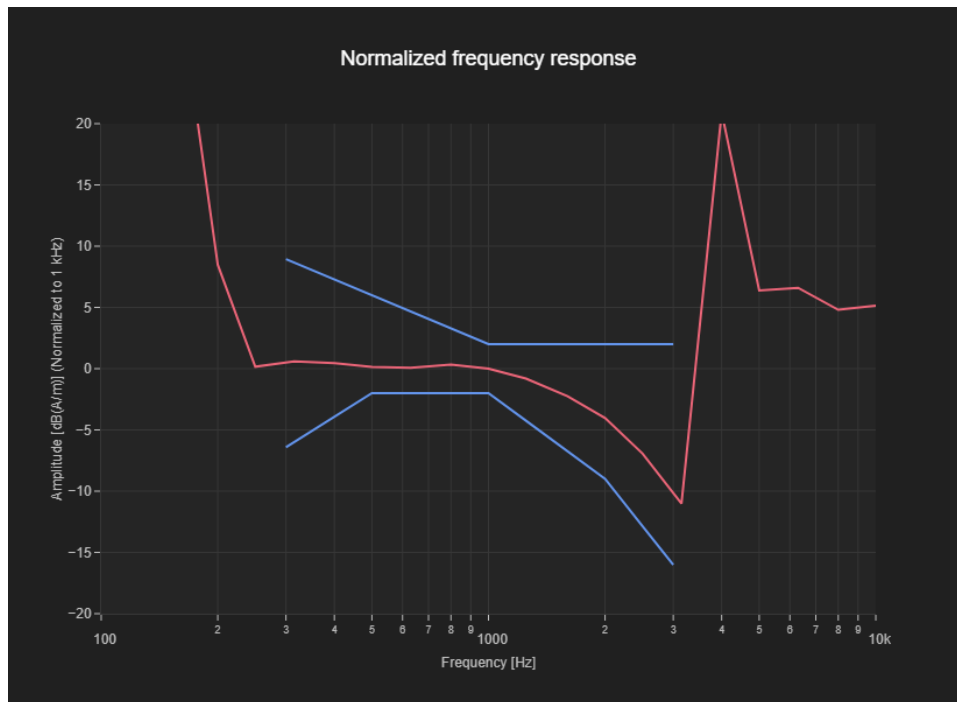
Band Name	Communication Systems Name	Channel	Frequency [MHz]
Band 4, UTRA/FDD	UMTS-FDD (HSPA+)	1513	1752.6

Grid Settings

Extent X [mm]	Extent Y [mm]	Step X [mm]	Step Y [mm]	Distance [mm]
52.0	52.0	4.0	4.0	10.0

Results

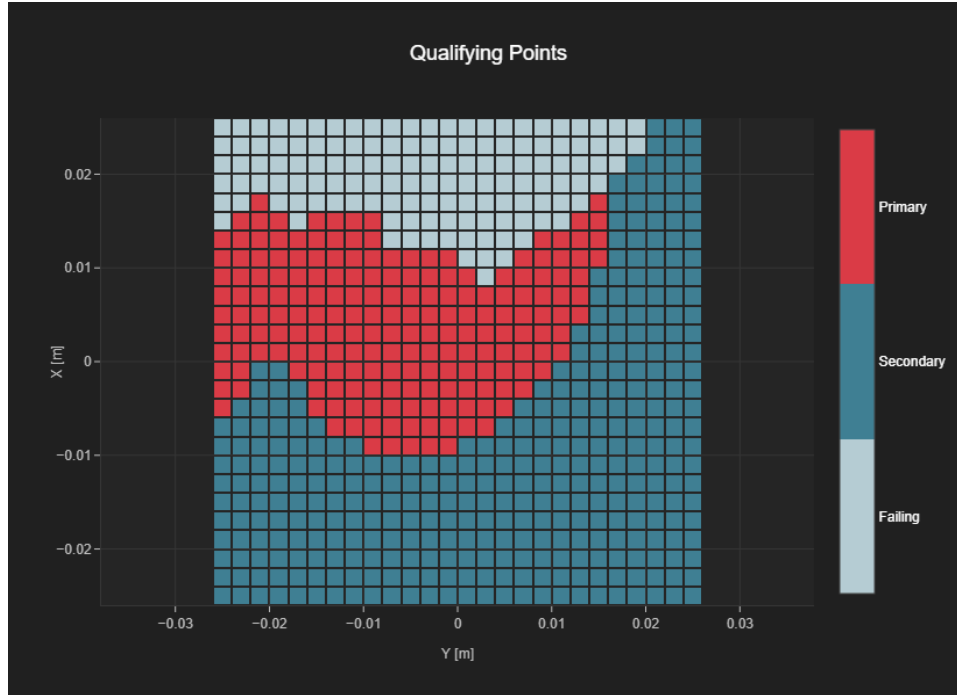
Audio File	Measurement Duration [s]	Margin Upper Bound [dB]	Margin Lower Bound [dB]
48k_voice_300-3000_2s.wav	2.0	2.0	2.0



T-Coil Coupling Mode Test Report:

Results

Primary Group Contiguous Point Count	Secondary Group Point Count	Secondary Group Max Longitudinal	Secondary Group Max Transverse
195	544	26	26



T-Coil Signal Test Report: LTE-FDD (SC-FDMA, 1 RB, 20 MHz, QPSK)

Device Under Test

Manufacturer	Model	Dimensions [mm]	Speaker Position [mm]
		146.2 x 71.8 x 7.5	144.3

Hardware Setup

Probe Name	Probe Calibration Date	DAE Name	DAE Calibration Date
AM1DV3 - 3083	January 08, 2024	DAE4 Sn1352	November 15, 2023

Communication Systems

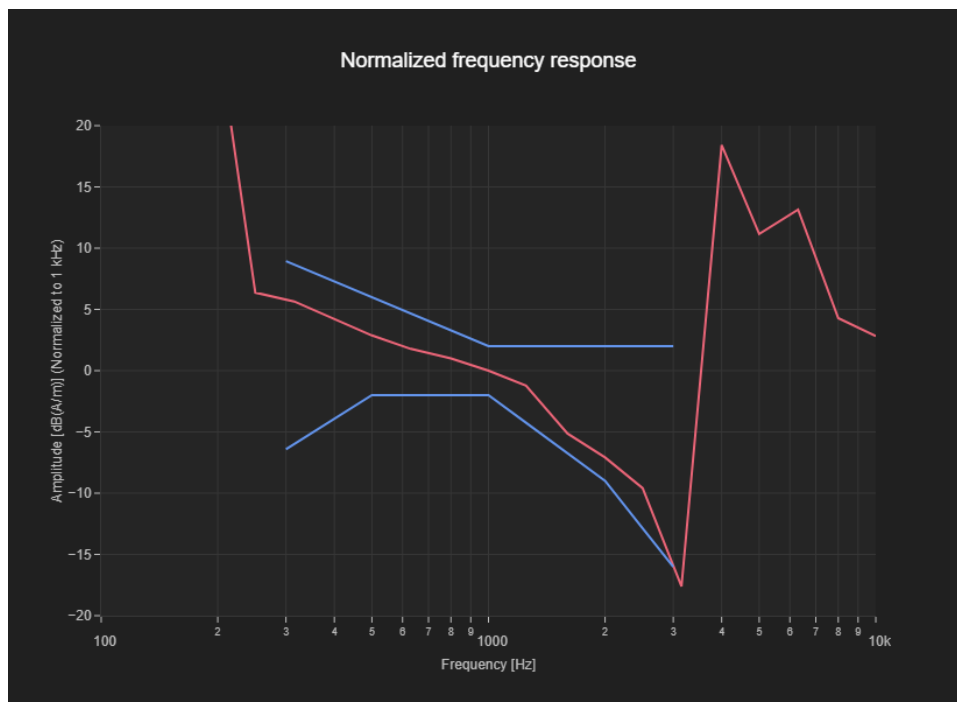
Band Name	Communication Systems Name	Channel	Frequency [MHz]
Band 7, E-UTRA/FDD	LTE-FDD (SC-FDMA, 1 RB, 20 MHz, QPSK)	21100	2535.0

Grid Settings

Extent X [mm]	Extent Y [mm]	Step X [mm]	Step Y [mm]	Distance [mm]
52.0	52.0	4.0	4.0	10.0

Results

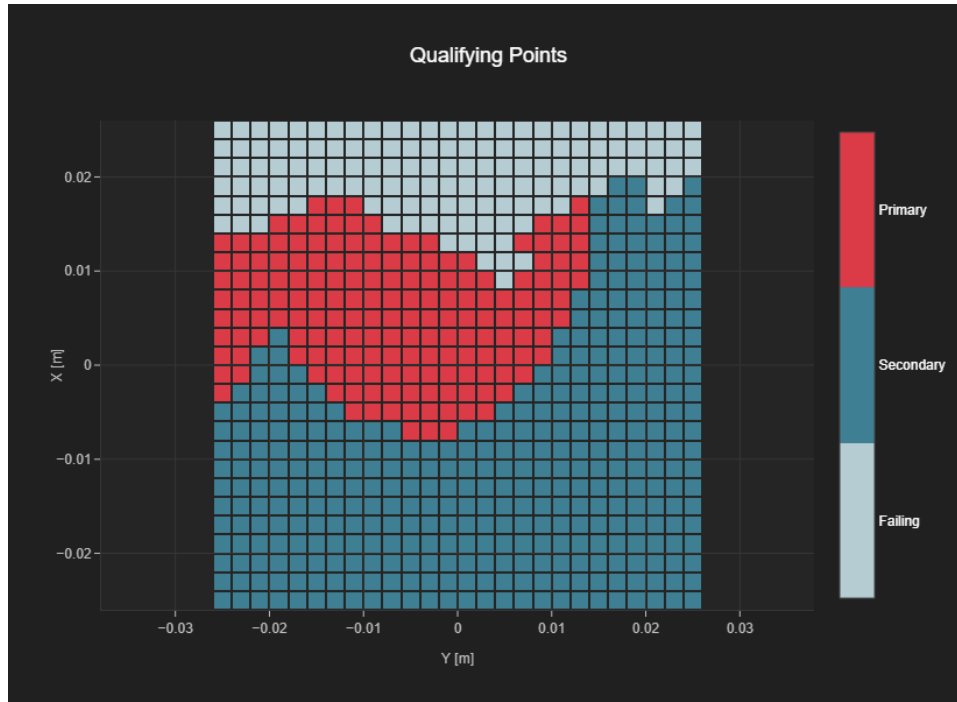
Audio File	Measurement Duration [s]	Margin Upper Bound [dB]	Margin Lower Bound [dB]
48k_voice_300-3000_2s.wav	2.0	2.0	0.25



T-Coil Coupling Mode Test Report:

Results

Primary Group Contiguous Point Count	Secondary Group Point Count	Secondary Group Max Longitudinal	Secondary Group Max Transverse
172	539	23	26



T-Coil Signal Test Report: LTE-FDD (SC-FDMA, 1 RB, 10 MHz, QPSK)

Device Under Test

Manufacturer	Model	Dimensions [mm]	Speaker Position [mm]
		146.2 x 71.8 x 7.5	144.3

Hardware Setup

Probe Name	Probe Calibration Date	DAE Name	DAE Calibration Date
AM1DV3 - 3083	January 08, 2024	DAE4 Sn1352	November 15, 2023

Communication Systems

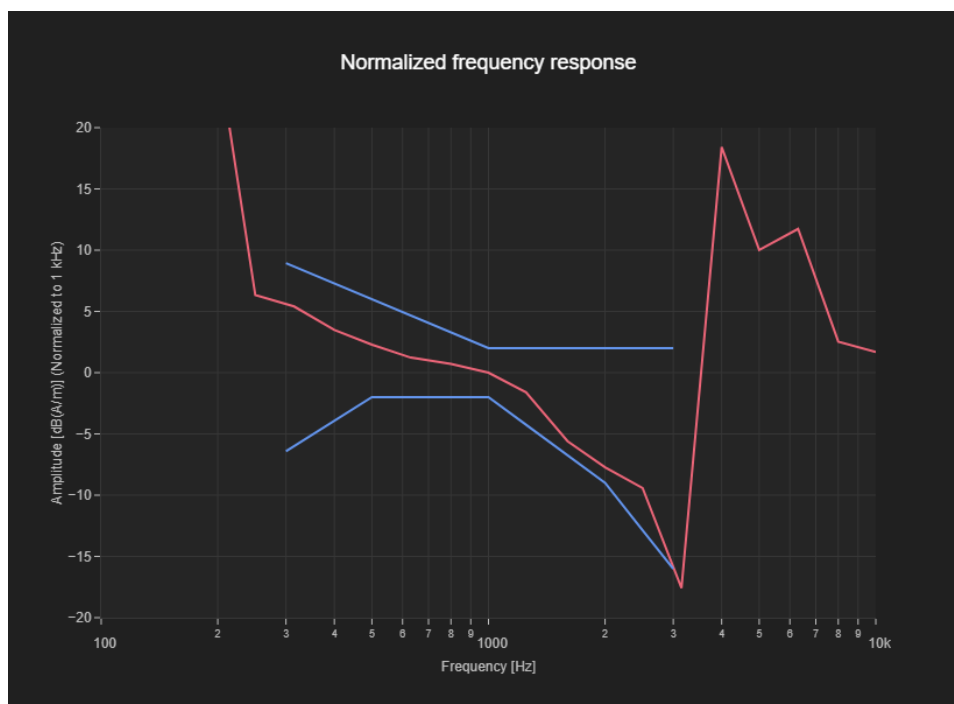
Band Name	Communication Systems Name	Channel	Frequency [MHz]
Band 13, E-UTRA/FDD	LTE-FDD (SC-FDMA, 1 RB, 10 MHz, QPSK)	23230	782.0

Grid Settings

Extent X [mm]	Extent Y [mm]	Step X [mm]	Step Y [mm]	Distance [mm]
52.0	52.0	4.0	4.0	10.0

Results

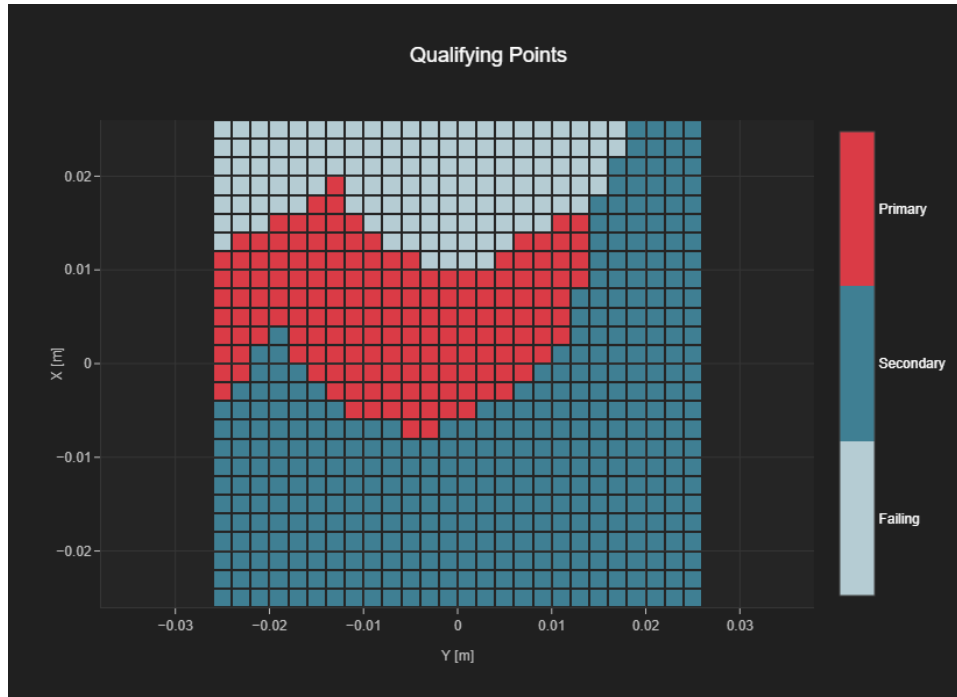
Audio File	Measurement Duration [s]	Margin Upper Bound [dB]	Margin Lower Bound [dB]
48k_voice_300-3000_2s.wav	2.0	2.0	0.32



T-Coil Coupling Mode Test Report:

Results

Primary Group Contiguous Point Count	Secondary Group Point Count	Secondary Group Max Longitudinal	Secondary Group Max Transverse
164	548	26	26



T-Coil Signal Test Report: LTE-FDD (SC-FDMA, 1 RB, 10 MHz, QPSK)

Device Under Test

Manufacturer	Model	Dimensions [mm]	Speaker Position [mm]
		146.2 x 71.8 x 7.5	144.3

Hardware Setup

Probe Name	Probe Calibration Date	DAE Name	DAE Calibration Date
AM1DV3 - 3083	January 08, 2024	DAE4 Sn1352	November 15, 2023

Communication Systems

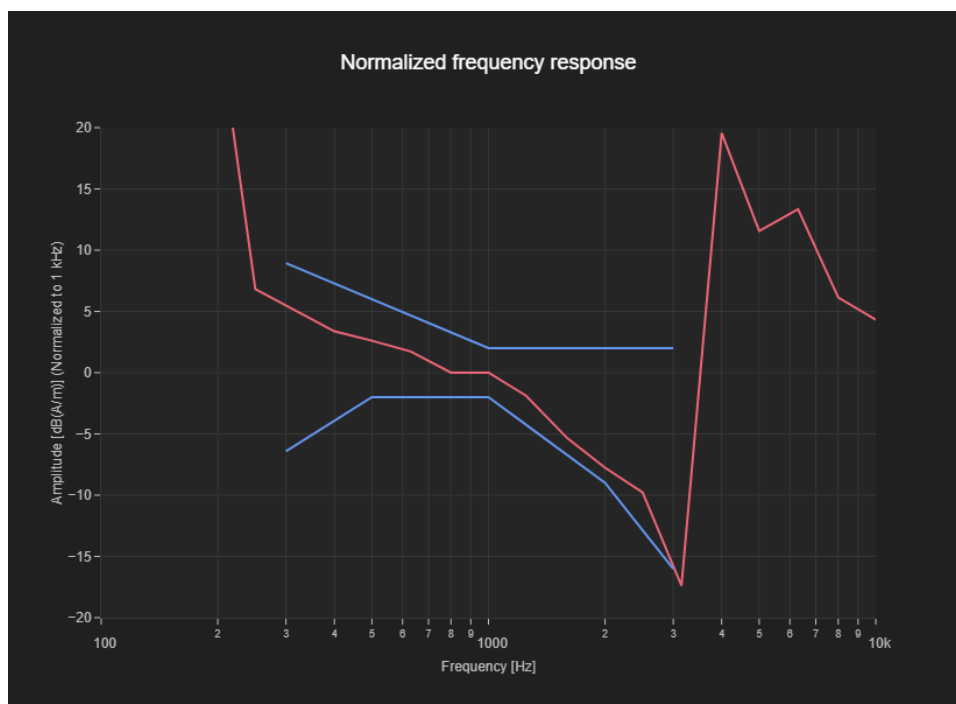
Band Name	Communication Systems Name	Channel	Frequency [MHz]
Band 14, E-UTRA/FDD	LTE-FDD (SC-FDMA, 1 RB, 10 MHz, QPSK)	23330	793.0

Grid Settings

Extent X [mm]	Extent Y [mm]	Step X [mm]	Step Y [mm]	Distance [mm]
52.0	52.0	4.0	4.0	10.0

Results

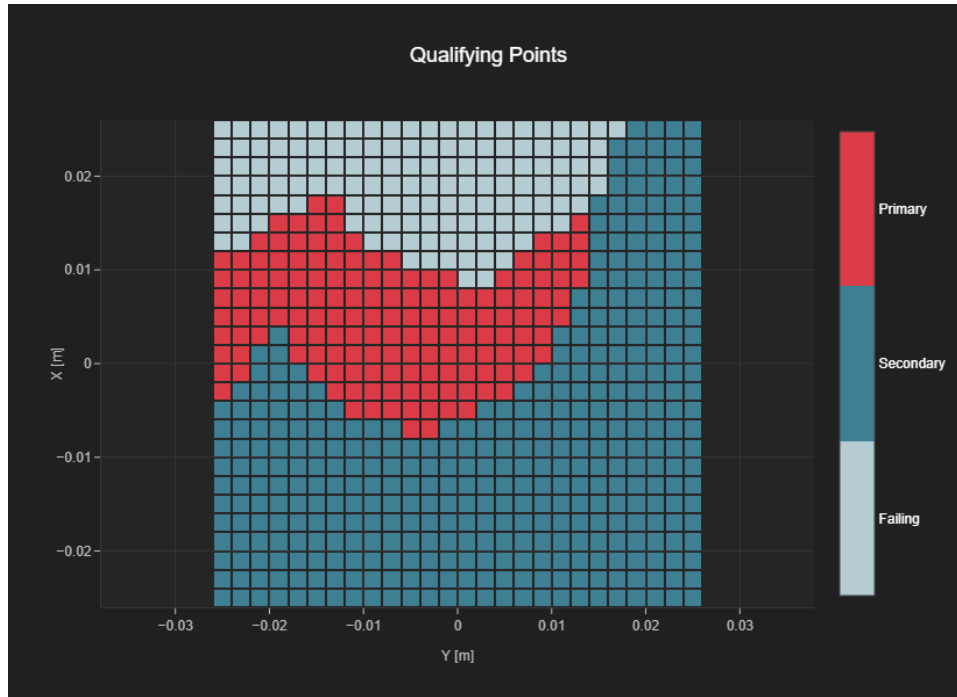
Audio File	Measurement Duration [s]	Margin Upper Bound [dB]	Margin Lower Bound [dB]
48k_voice_300-3000_2s.wav	2.0	2.0	0.38



T-Coil Coupling Mode Test Report:

Results

Primary Group Contiguous Point Count	Secondary Group Point Count	Secondary Group Max Longitudinal	Secondary Group Max Transverse
153	539	26	26



T-Coil Signal Test Report: LTE-FDD (SC-FDMA, 1 RB, 20 MHz, QPSK)

Device Under Test

Manufacturer	Model	Dimensions [mm]	Speaker Position [mm]
		146.2 x 71.8 x 7.5	144.3

Hardware Setup

Probe Name	Probe Calibration Date	DAE Name	DAE Calibration Date
AM1DV3 - 3083	January 08, 2024	DAE4 Sn1352	November 15, 2023

Communication Systems

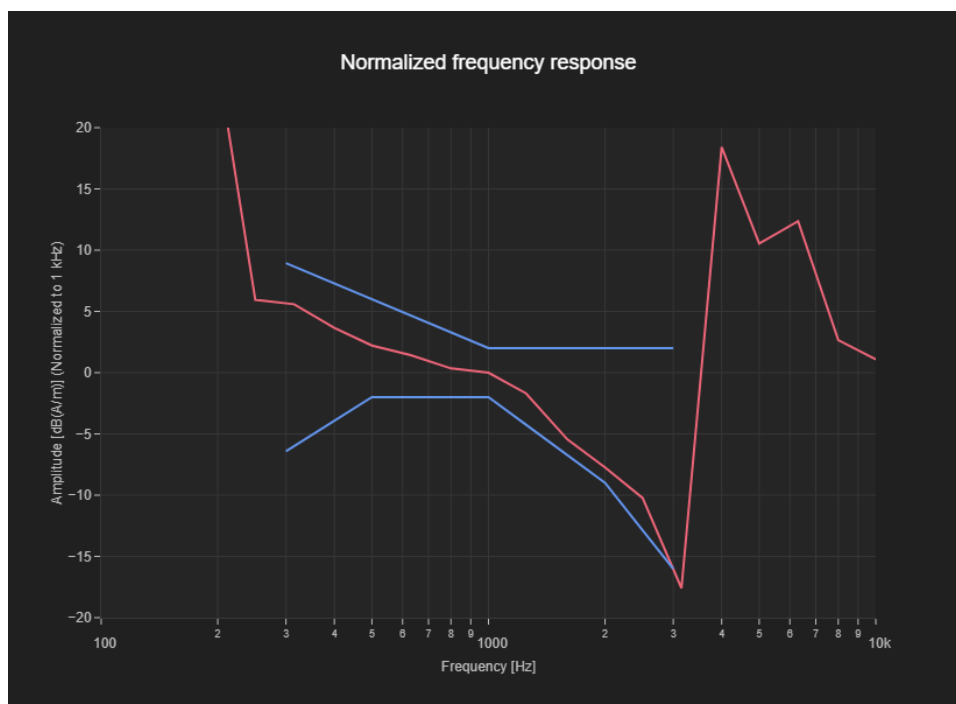
Band Name	Communication Systems Name	Channel	Frequency [MHz]
Band 25, E-UTRA/FDD	LTE-FDD (SC-FDMA, 1 RB, 20 MHz, QPSK)	26365	1882.5

Grid Settings

Extent X [mm]	Extent Y [mm]	Step X [mm]	Step Y [mm]	Distance [mm]
52.0	52.0	6.0	6.0	10.0

Results

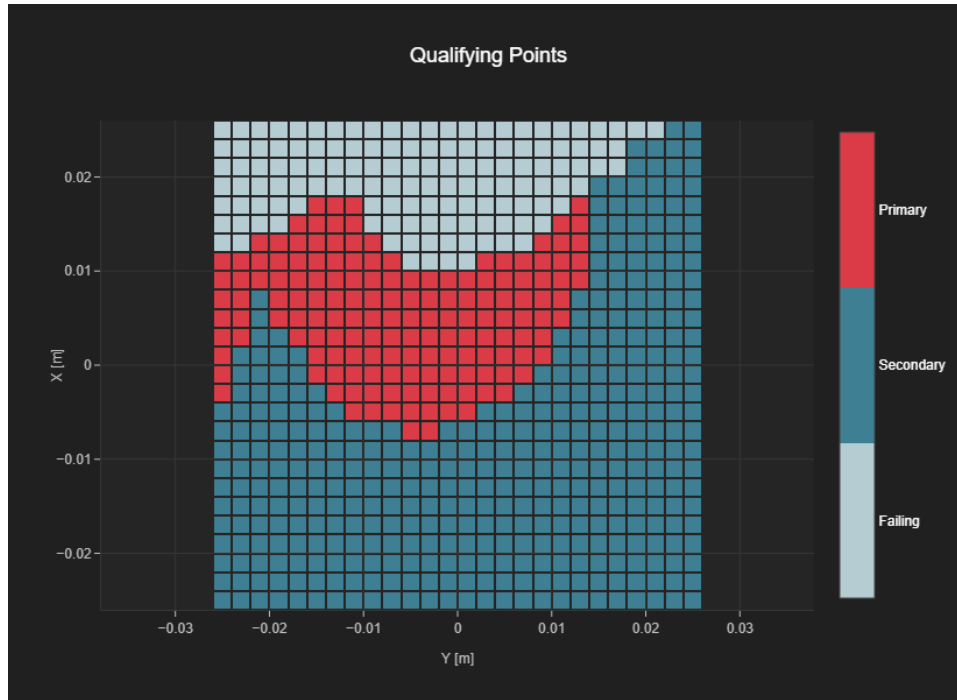
Audio File	Measurement Duration [s]	Margin Upper Bound [dB]	Margin Lower Bound [dB]
48k_voice_300-3000_2s.wav	2.0	2.0	0.12



T-Coil Coupling Mode Test Report:

Results

Primary Group Contiguous Point Count	Secondary Group Point Count	Secondary Group Max Longitudinal	Secondary Group Max Transverse
155	544	26	26



T-Coil Signal Test Report: LTE-FDD (SC-FDMA, 1 RB, 15 MHz, QPSK)

Device Under Test

Manufacturer	Model	Dimensions [mm]	Speaker Position [mm]
		146.2 x 71.8 x 7.5	144.3

Hardware Setup

Probe Name	Probe Calibration Date	DAE Name	DAE Calibration Date
AM1DV3 - 3083	January 08, 2024	DAE4 Sn1352	November 15, 2023

Communication Systems

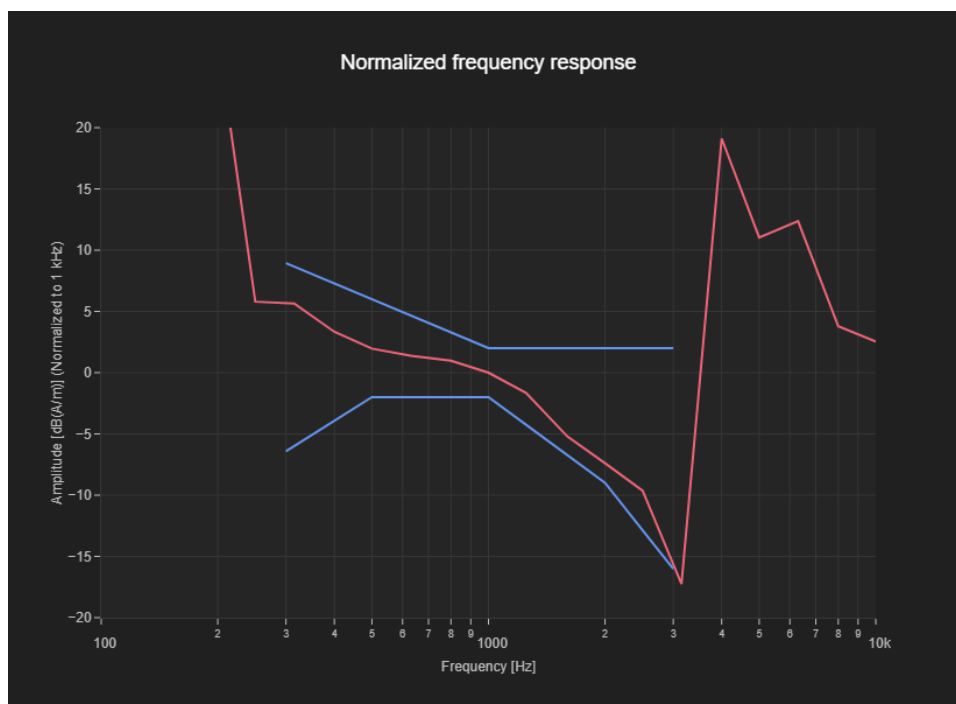
Band Name	Communication Systems Name	Channel	Frequency [MHz]
Band 26 E-UTRA/FDD	LTE-FDD (SC-FDMA, 1 RB, 15 MHz, QPSK)	26865	831.5

Grid Settings

Extent X [mm]	Extent Y [mm]	Step X [mm]	Step Y [mm]	Distance [mm]
52.0	52.0	4.0	4.0	10.0

Results

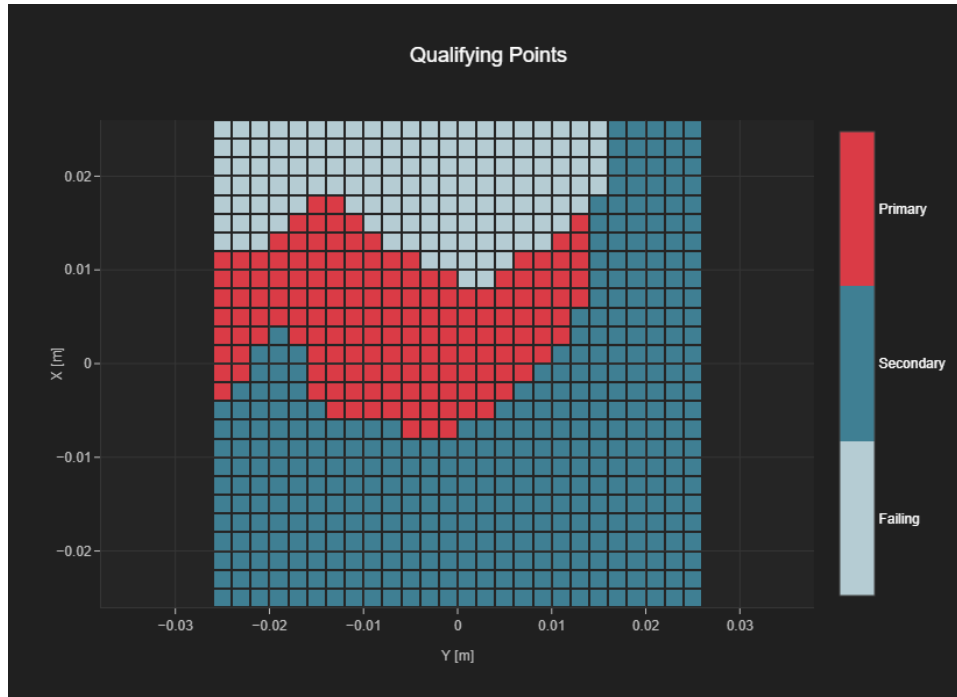
Audio File	Measurement Duration [s]	Margin Upper Bound [dB]	Margin Lower Bound [dB]
48k_voice_300-3000_2s.wav	2.0	2.0	0.52



T-Coil Coupling Mode Test Report:

Results

Primary Group Contiguous Point Count	Secondary Group Point Count	Secondary Group Max Longitudinal	Secondary Group Max Transverse
158	540	26	26



T-Coil Signal Test Report: LTE-FDD (SC-FDMA, 1 RB, 10 MHz, QPSK)

Device Under Test

Manufacturer	Model	Dimensions [mm]	Speaker Position [mm]
		146.2 x 71.8 x 7.5	144.3

Hardware Setup

Probe Name	Probe Calibration Date	DAE Name	DAE Calibration Date
AM1DV3 - 3083	January 08, 2024	DAE4 Sn1352	November 15, 2023

Communication Systems

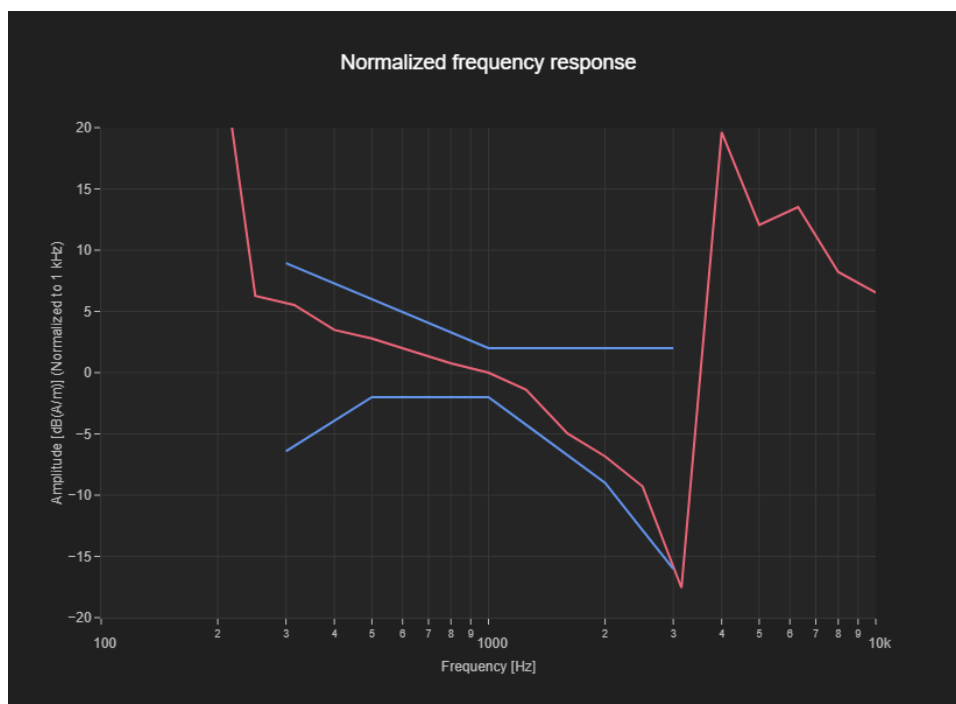
Band Name	Communication Systems Name	Channel	Frequency [MHz]
Band 30, E-UTRA/FDD	LTE-FDD (SC-FDMA, 1 RB, 10 MHz, QPSK)	27710	2310.0

Grid Settings

Extent X [mm]	Extent Y [mm]	Step X [mm]	Step Y [mm]	Distance [mm]
52.0	52.0	4.0	4.0	10.0

Results

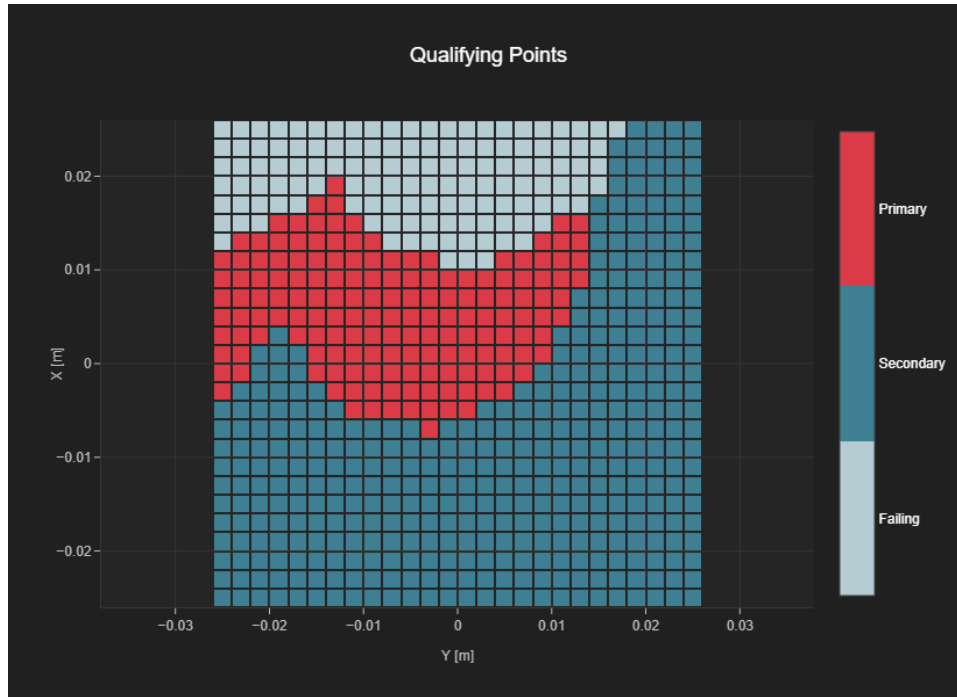
Audio File	Measurement Duration [s]	Margin Upper Bound [dB]	Margin Lower Bound [dB]
48k_voice_300-3000_2s.wav	2.0	2.0	0.36



T-Coil Coupling Mode Test Report:

Results

Primary Group Contiguous Point Count	Secondary Group Point Count	Secondary Group Max Longitudinal	Secondary Group Max Transverse
161	549	26	26



T-Coil Signal Test Report: LTE-TDD (SC-FDMA, 1 RB, 20 MHz, 16-QAM, UL Subframe=2,3,4,7,8,9)

Device Under Test

Manufacturer	Model	Dimensions [mm]	Speaker Position [mm]
		146.2 x 71.8 x 7.5	144.3

Hardware Setup

Probe Name	Probe Calibration Date	DAE Name	DAE Calibration Date
AM1DV3 - 3083	January 08, 2024	DAE4 Sn1352	November 15, 2023

Communication Systems

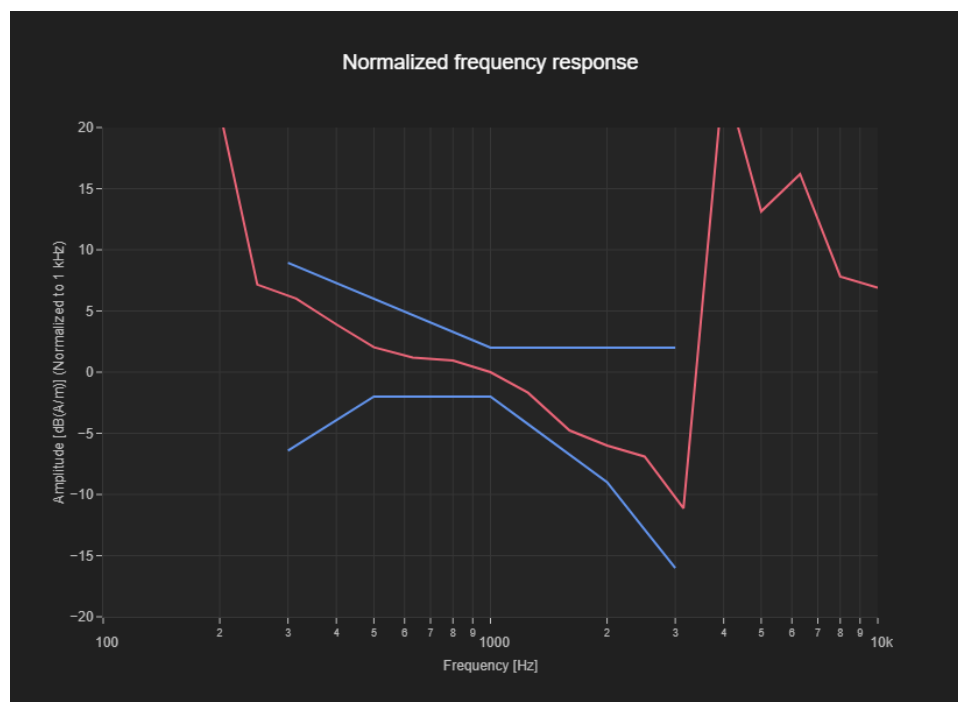
Band Name	Communication Systems Name	Channel	Frequency [MHz]
Band 41 PC3, E-UTRA/TDD	LTE-TDD (SC-FDMA, 1 RB, 20 MHz, 16-QAM, UL Subframe=2,3,4,7,8,9)	40620	2593.0

Grid Settings

Extent X [mm]	Extent Y [mm]	Step X [mm]	Step Y [mm]	Distance [mm]
52.0	52.0	6.0	6.0	10.0

Results

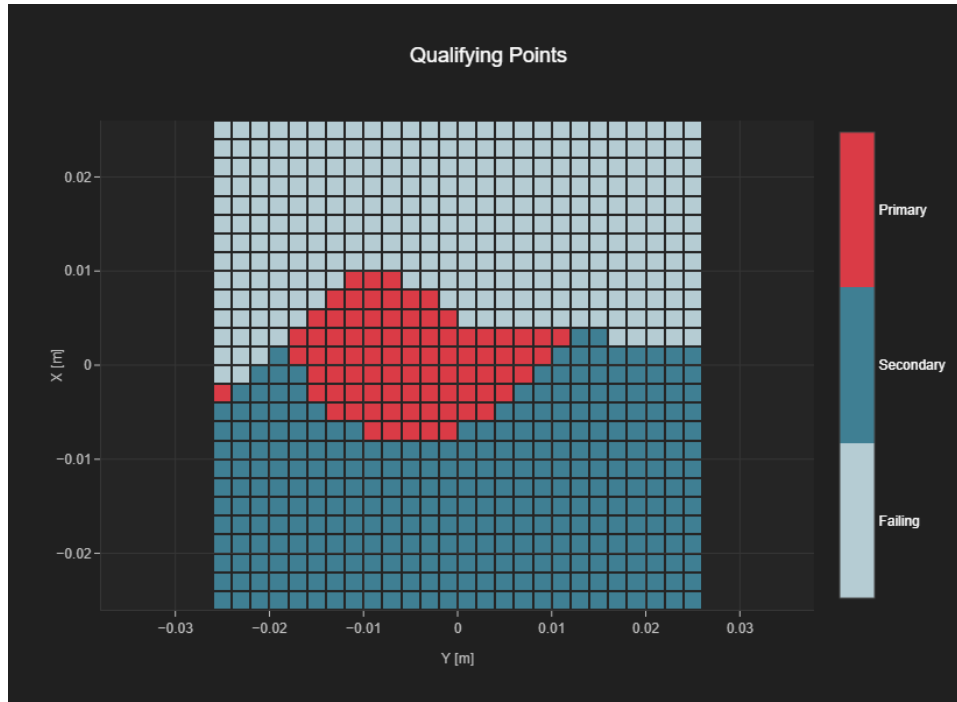
Audio File	Measurement Duration [s]	Margin Upper Bound [dB]	Margin Lower Bound [dB]
48k_voice_300-3000_2s.wav	2.0	2.0	1.98



T-Coil Coupling Mode Test Report:

Results

Primary Group Contiguous Point Count	Secondary Group Point Count	Secondary Group Max Longitudinal	Secondary Group Max Transverse
84	393	18	26



T-Coil Signal Test Report: LTE-TDD (SC-FDMA, 1 RB, 20 MHz, 64-QAM)

Device Under Test

Manufacturer	Model	Dimensions [mm]	Speaker Position [mm]
		146.2 x 71.8 x 7.5	144.3

Hardware Setup

Probe Name	Probe Calibration Date	DAE Name	DAE Calibration Date
AM1DV3 - 3083	January 08, 2024	DAE4 Sn1352	November 15, 2023

Communication Systems

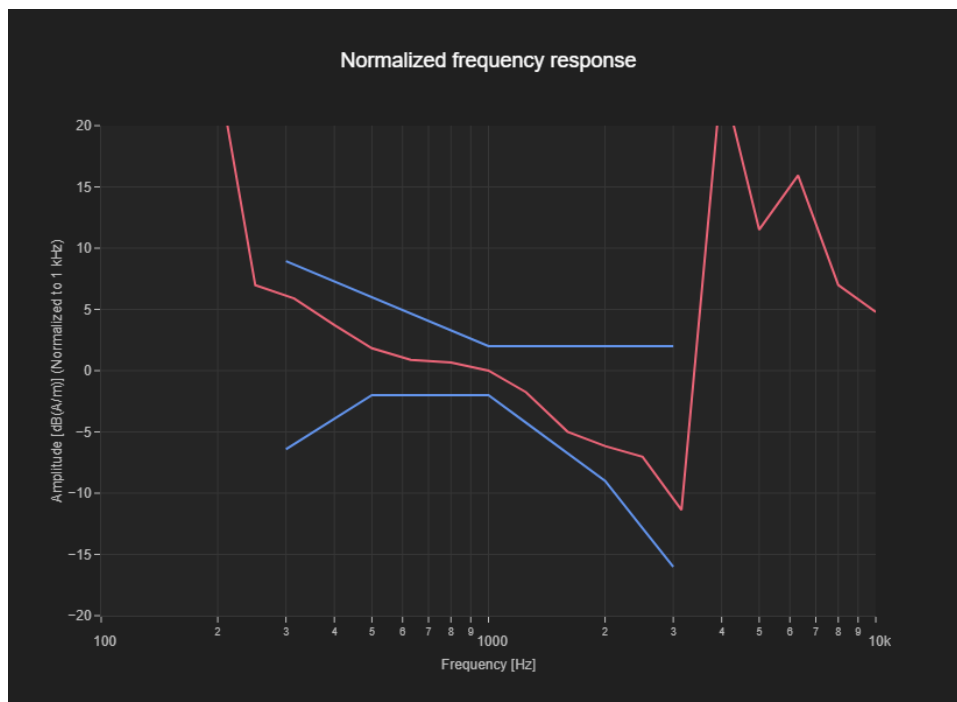
Band Name	Communication Systems Name	Channel	Frequency [MHz]
Band 41 PC2, E-UTRA/TDD	LTE-TDD (SC-FDMA, 1 RB, 20 MHz, 64-QAM)	40620	2593.0

Grid Settings

Extent X [mm]	Extent Y [mm]	Step X [mm]	Step Y [mm]	Distance [mm]
52.0	52.0	4.0	4.0	10.0

Results

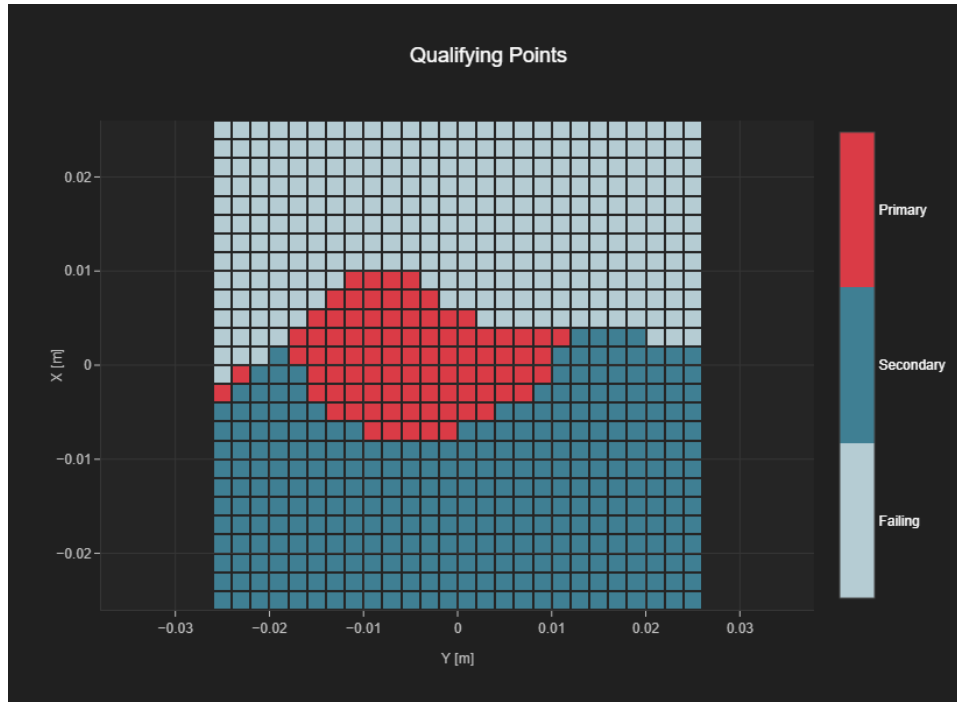
Audio File	Measurement Duration [s]	Margin Upper Bound [dB]	Margin Lower Bound [dB]
48k_voice_300-3000_2s.wav	2.0	2.0	1.76



T-Coil Coupling Mode Test Report:

Results

Primary Group Contiguous Point Count	Secondary Group Point Count	Secondary Group Max Longitudinal	Secondary Group Max Transverse
89	398	18	26



T-Coil Signal Test Report: LTE-TDD (SC-FDMA, 1 RB, 20 MHz, 16-QAM, UL Subframe=2,3,4,7,8,9)

Device Under Test

Manufacturer	Model	Dimensions [mm]	Speaker Position [mm]
		146.2 x 71.8 x 7.5	144.3

Hardware Setup

Probe Name	Probe Calibration Date	DAE Name	DAE Calibration Date
AM1DV3 - 3083	January 08, 2024	DAE4 Sn1352	November 15, 2023

Communication Systems

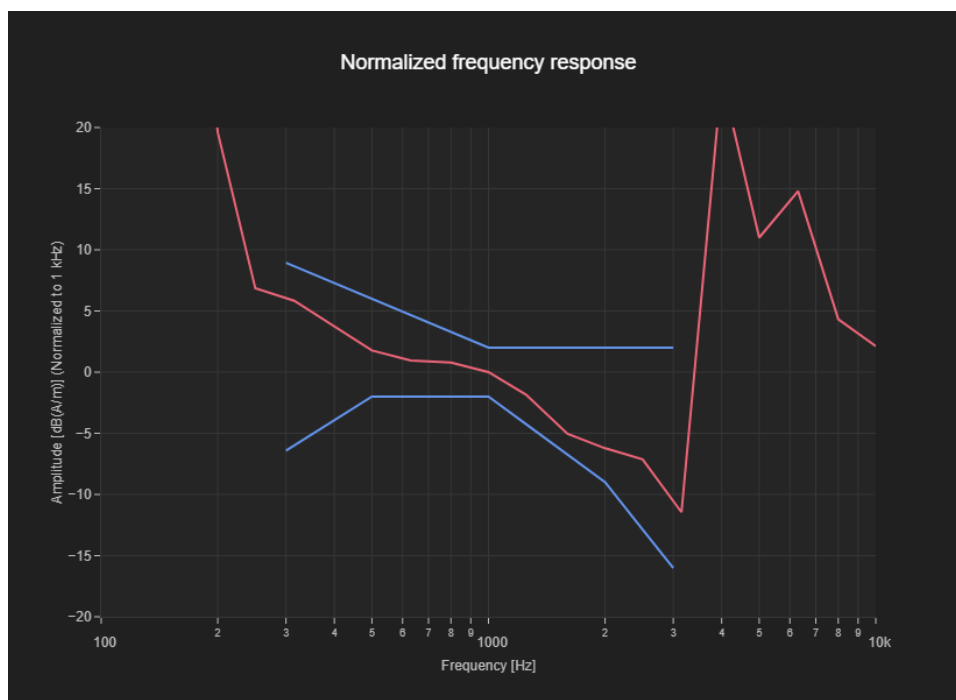
Band Name	Communication Systems Name	Channel	Frequency [MHz]
Band 48 PC3, E-UTRA/TDD	LTE-TDD (SC-FDMA, 1 RB, 20 MHz, 16-QAM, UL Subframe=2,3,4,7,8,9)	55990	3625.0

Grid Settings

Extent X [mm]	Extent Y [mm]	Step X [mm]	Step Y [mm]	Distance [mm]
52.0	52.0	4.0	4.0	10.0

Results

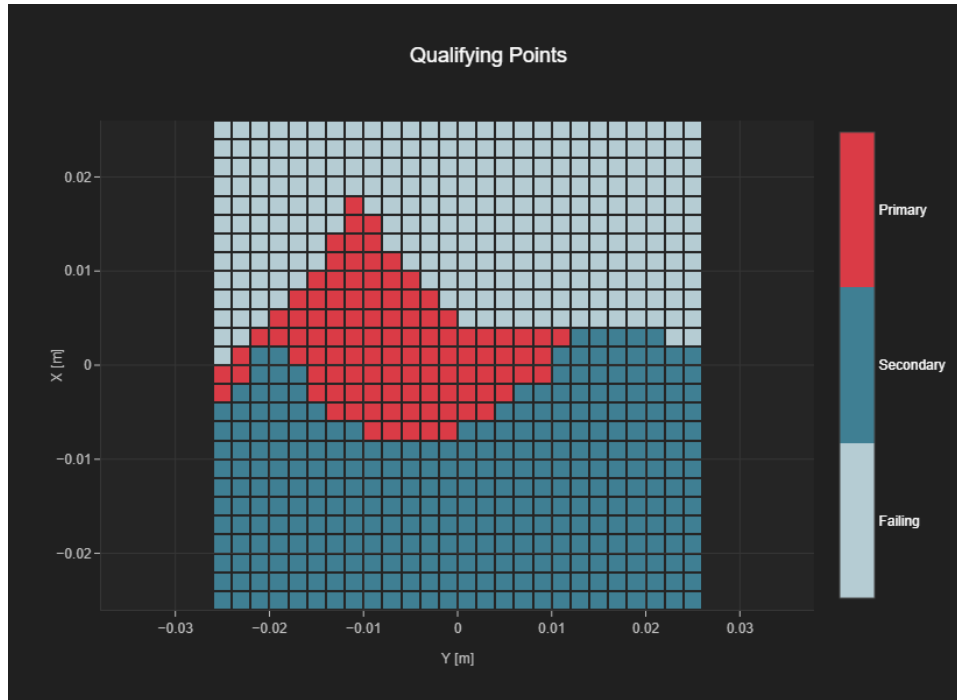
Audio File	Measurement Duration [s]	Margin Upper Bound [dB]	Margin Lower Bound [dB]
48k_voice_300-3000_2s.wav	2.0	2.0	1.7



T-Coil Coupling Mode Test Report:

Results

Primary Group Contiguous Point Count	Secondary Group Point Count	Secondary Group Max Longitudinal	Secondary Group Max Transverse
107	419	22	26



T-Coil Signal Test Report: LTE-TDD (SC-FDMA, 1 RB, 10 MHz, 16-QAM, UL Subframe=2,3,4,7,8,9)

Device Under Test

Manufacturer	Model	Dimensions [mm]	Speaker Position [mm]
		146.2 x 71.8 x 7.5	144.3

Hardware Setup

Probe Name	Probe Calibration Date	DAE Name	DAE Calibration Date
AM1DV3 - 3083	January 08, 2024	DAE4 Sn1352	November 15, 2023

Communication Systems

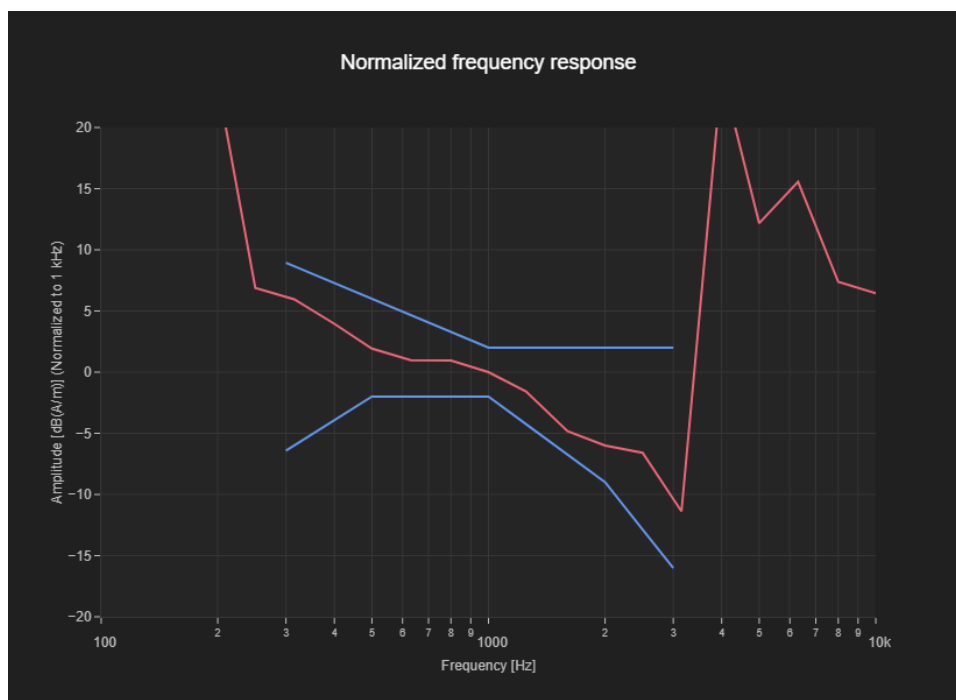
Band Name	Communication Systems Name	Channel	Frequency [MHz]
Band 53 PC3, E-UTRA/TDD	LTE-TDD (SC-FDMA, 1 RB, 10 MHz, 16-QAM, UL Subframe=2,3,4,7,8,9)	60197	2489.2

Grid Settings

Extent X [mm]	Extent Y [mm]	Step X [mm]	Step Y [mm]	Distance [mm]
52.0	52.0	4.0	4.0	10.0

Results

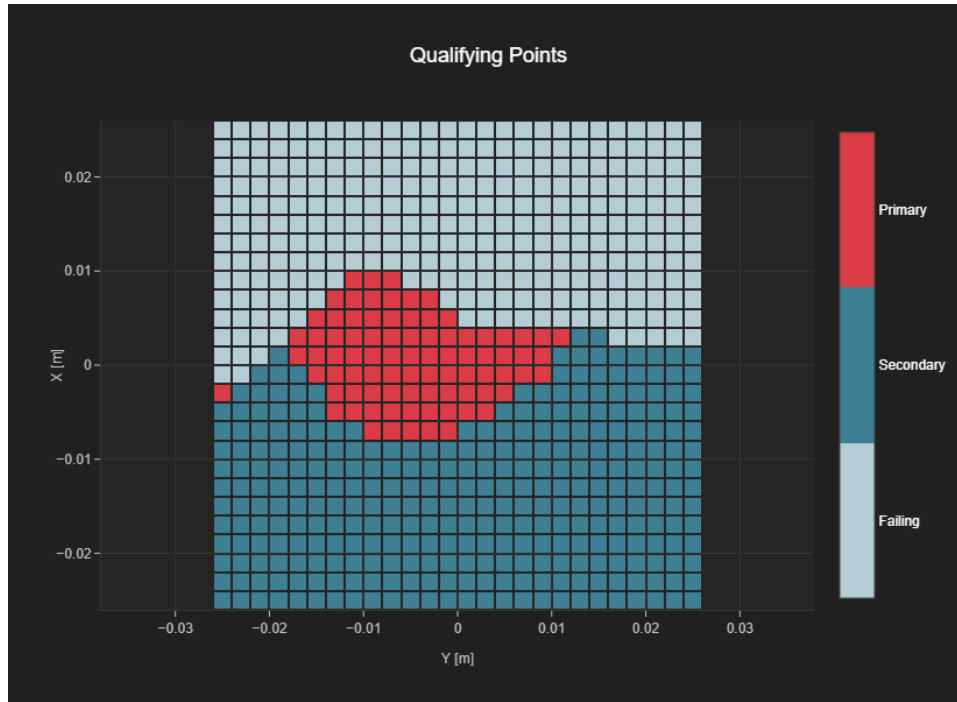
Audio File	Measurement Duration [s]	Margin Upper Bound [dB]	Margin Lower Bound [dB]
48k_voice_300-3000_2s.wav	2.0	2.0	1.91



T-Coil Coupling Mode Test Report:

Results

Primary Group Contiguous Point Count	Secondary Group Point Count	Secondary Group Max Longitudinal	Secondary Group Max Transverse
84	393	18	26



T-Coil Signal Test Report: LTE-FDD (SC-FDMA, 1 RB, 20 MHz, QPSK)

Device Under Test

Manufacturer	Model	Dimensions [mm]	Speaker Position [mm]
		146.2 x 71.8 x 7.5	144.3

Hardware Setup

Probe Name	Probe Calibration Date	DAE Name	DAE Calibration Date
AM1DV3 - 3083	January 08, 2024	DAE4 Sn1352	November 15, 2023

Communication Systems

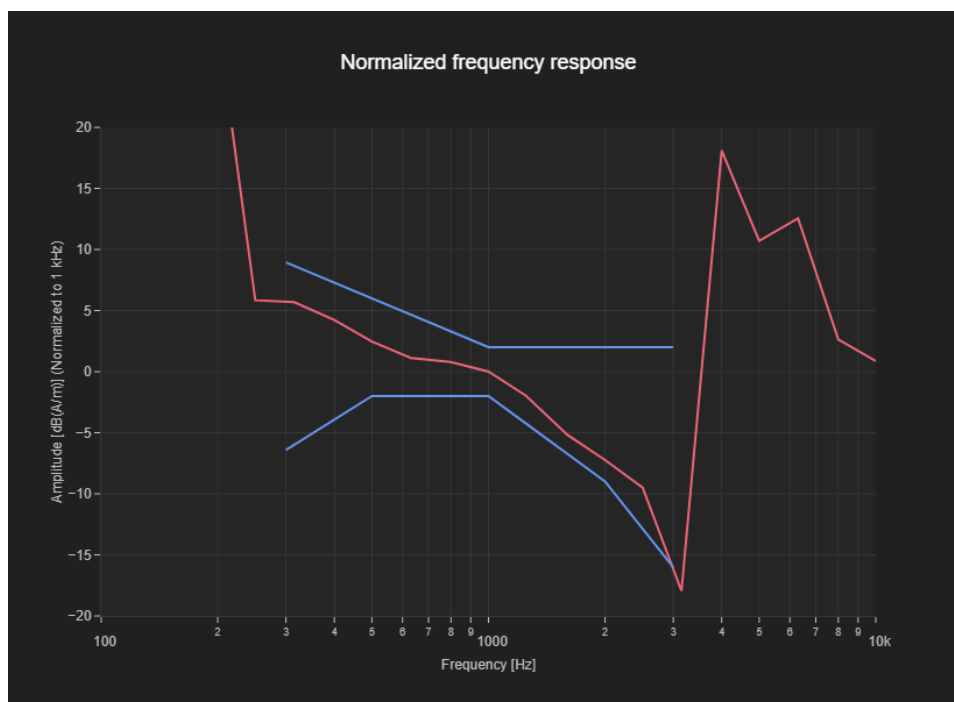
Band Name	Communication Systems Name	Channel	Frequency [MHz]
Band 66, E-UTRA/FDD	LTE-FDD (SC-FDMA, 1 RB, 20 MHz, QPSK)	132322	1745.0

Grid Settings

Extent X [mm]	Extent Y [mm]	Step X [mm]	Step Y [mm]	Distance [mm]
52.0	52.0	4.0	4.0	10.0

Results

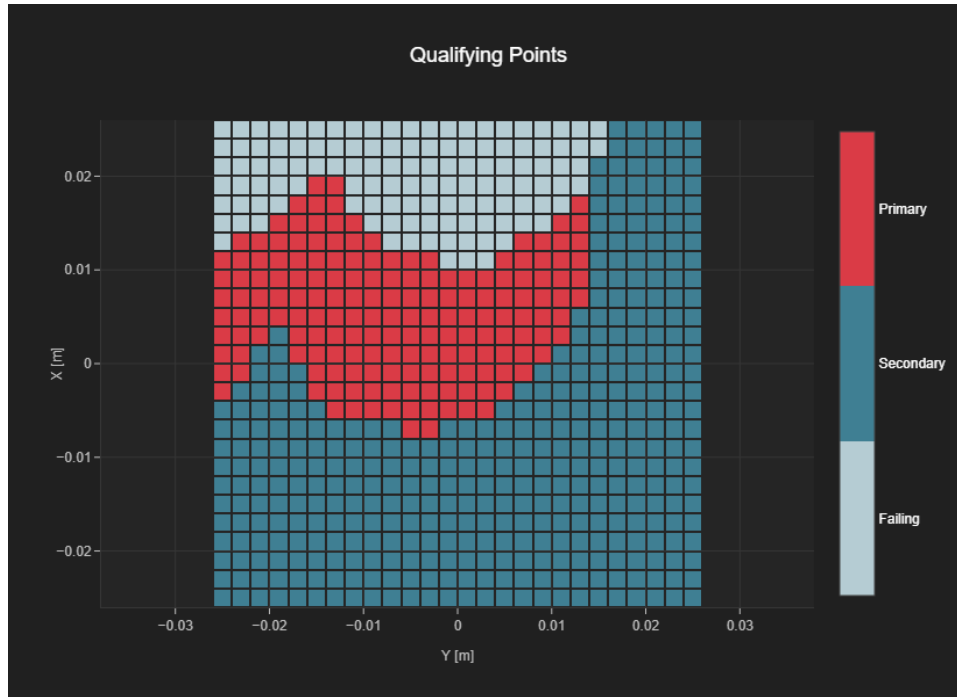
Audio File	Measurement Duration [s]	Margin Upper Bound [dB]	Margin Lower Bound [dB]
48k_voice_300-3000_2s.wav	2.0	2.0	0.02



T-Coil Coupling Mode Test Report:

Results

Primary Group Contiguous Point Count	Secondary Group Point Count	Secondary Group Max Longitudinal	Secondary Group Max Transverse
172	556	26	26



T-Coil Signal Test Report: LTE-FDD (SC-FDMA, 1 RB, 20 MHz, QPSK)

Device Under Test

Manufacturer	Model	Dimensions [mm]	Speaker Position [mm]
		146.2 x 71.8 x 7.5	144.3

Hardware Setup

Probe Name	Probe Calibration Date	DAE Name	DAE Calibration Date
AM1DV3 - 3083	January 08, 2024	DAE4 Sn1352	November 15, 2023

Communication Systems

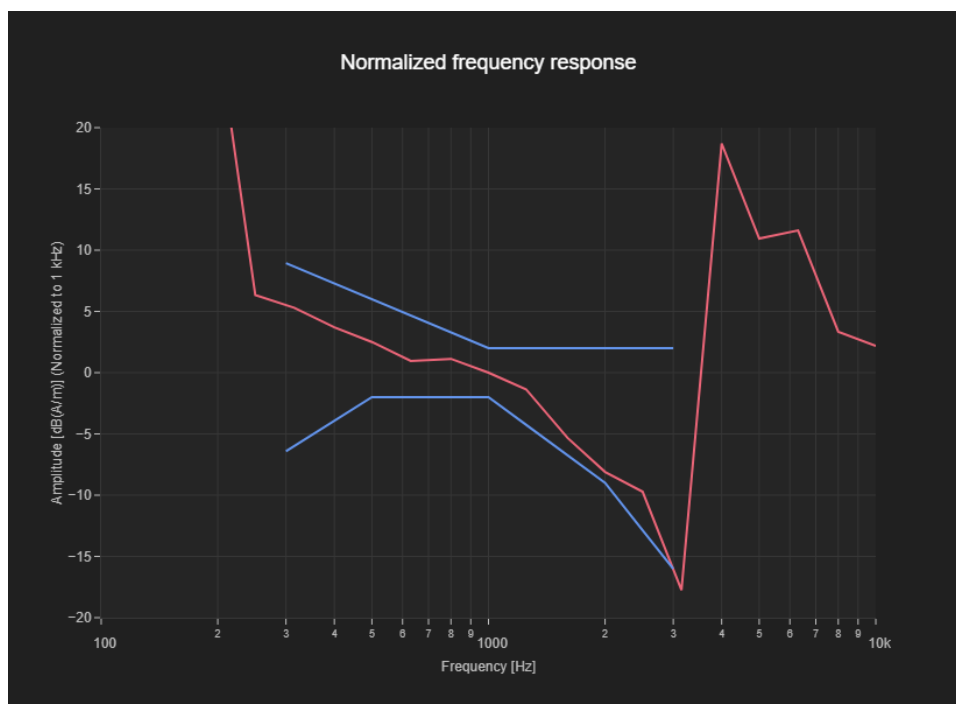
Band Name	Communication Systems Name	Channel	Frequency [MHz]
Band 71, E-UTRA/FDD	LTE-FDD (SC-FDMA, 1 RB, 20 MHz, QPSK)	133297	680.5

Grid Settings

Extent X [mm]	Extent Y [mm]	Step X [mm]	Step Y [mm]	Distance [mm]
52.0	52.0	4.0	4.0	10.0

Results

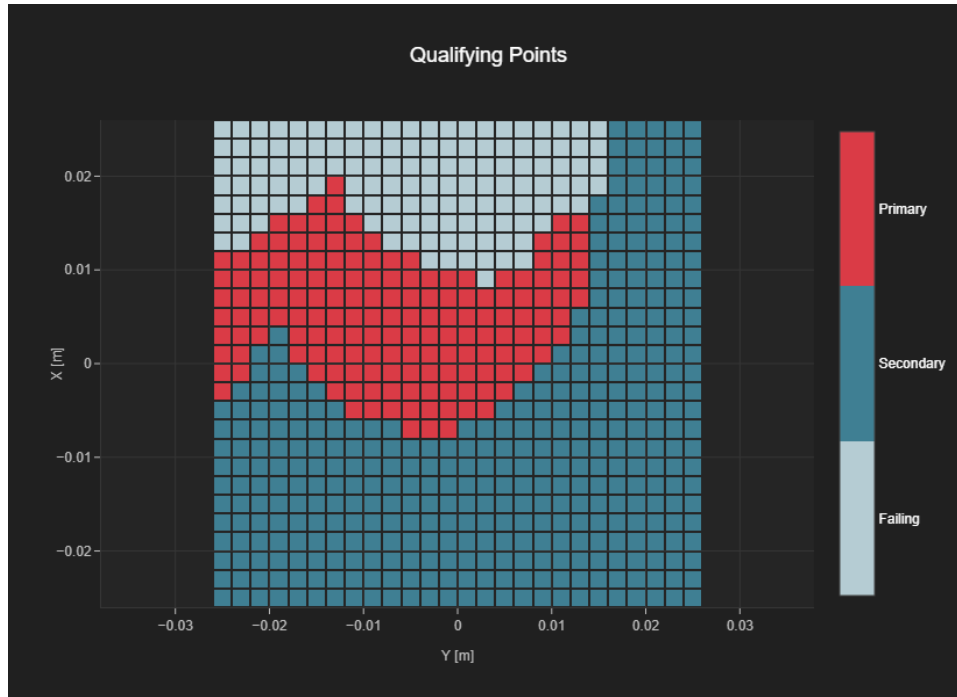
Audio File	Measurement Duration [s]	Margin Upper Bound [dB]	Margin Lower Bound [dB]
48k_voice_300-3000_2s.wav	2.0	2.0	0.12



T-Coil Coupling Mode Test Report:

Results

Primary Group Contiguous Point Count	Secondary Group Point Count	Secondary Group Max Longitudinal	Secondary Group Max Transverse
162	545	26	26



T-Coil Signal Test Report: LTE-FDD (SC-FDMA, 1 RB, 10 MHz, QPSK)

Device Under Test

Manufacturer	Model	Dimensions [mm]	Speaker Position [mm]
		146.2 x 71.8 x 7.5	144.3

Hardware Setup

Probe Name	Probe Calibration Date	DAE Name	DAE Calibration Date
AM1DV3 - 3083	January 08, 2024	DAE4 Sn1352	November 15, 2023

Communication Systems

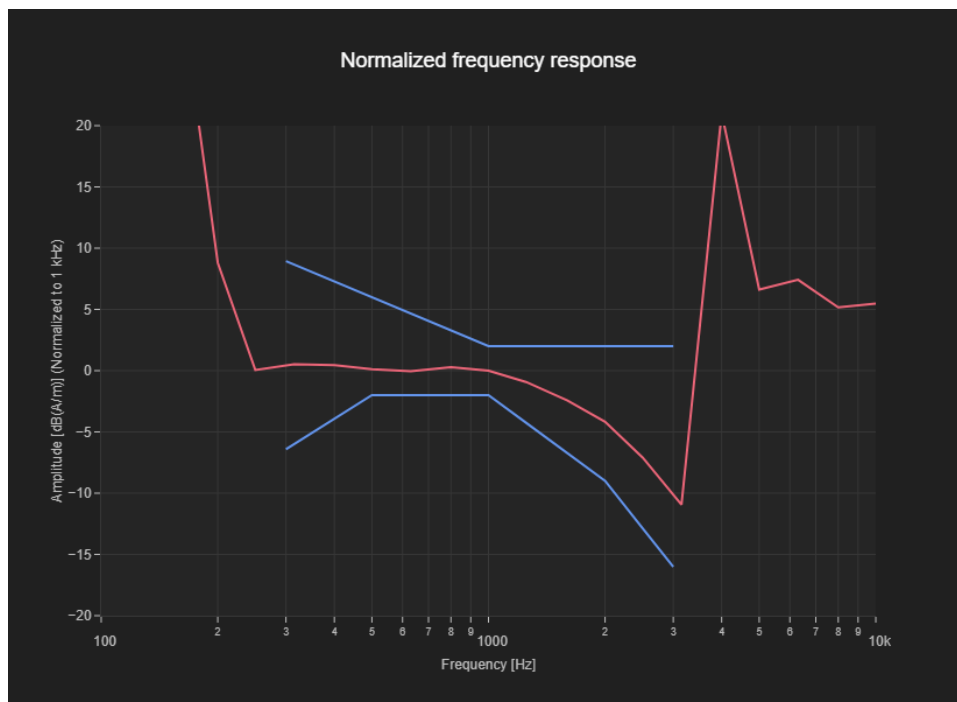
Band Name	Communication Systems Name	Channel	Frequency [MHz]
Band 12, E-UTRA/FDD	LTE-FDD (SC-FDMA, 1 RB, 10 MHz, QPSK)	23095	707.5

Grid Settings

Extent X [mm]	Extent Y [mm]	Step X [mm]	Step Y [mm]	Distance [mm]
52.0	52.0	4.0	4.0	10.0

Results

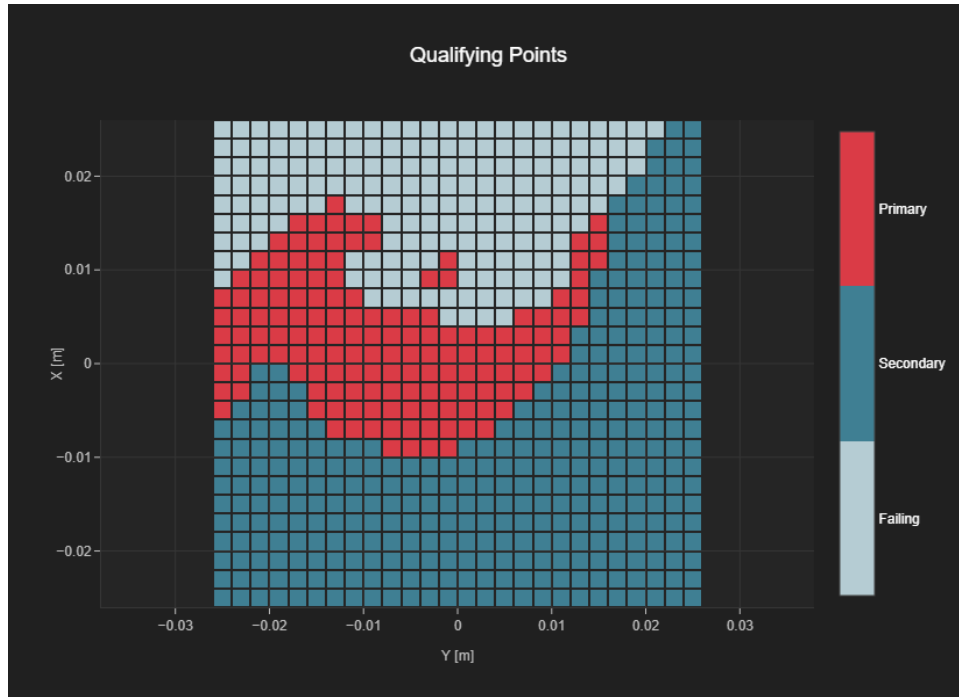
Audio File	Measurement Duration [s]	Margin Upper Bound [dB]	Margin Lower Bound [dB]
48k_voice_300-3000_2s.wav	2.0	2.0	1.95



T-Coil Coupling Mode Test Report:

Results

Primary Group Contiguous Point Count	Secondary Group Point Count	Secondary Group Max Longitudinal	Secondary Group Max Transverse
151	498	26	26



T-Coil Signal Test Report: 5G NR (DFT-s-OFDM, 1 RB, 40 MHz, $\pi/2$ BPSK, 15 kHz)

Device Under Test

Manufacturer	Model	Dimensions [mm]	Speaker Position [mm]
		146.2 x 71.8 x 7.5	144.3

Hardware Setup

Probe Name	Probe Calibration Date	DAE Name	DAE Calibration Date
AM1DV3 - 3083	January 08, 2024	DAE4 Sn1352	November 15, 2023

Communication Systems

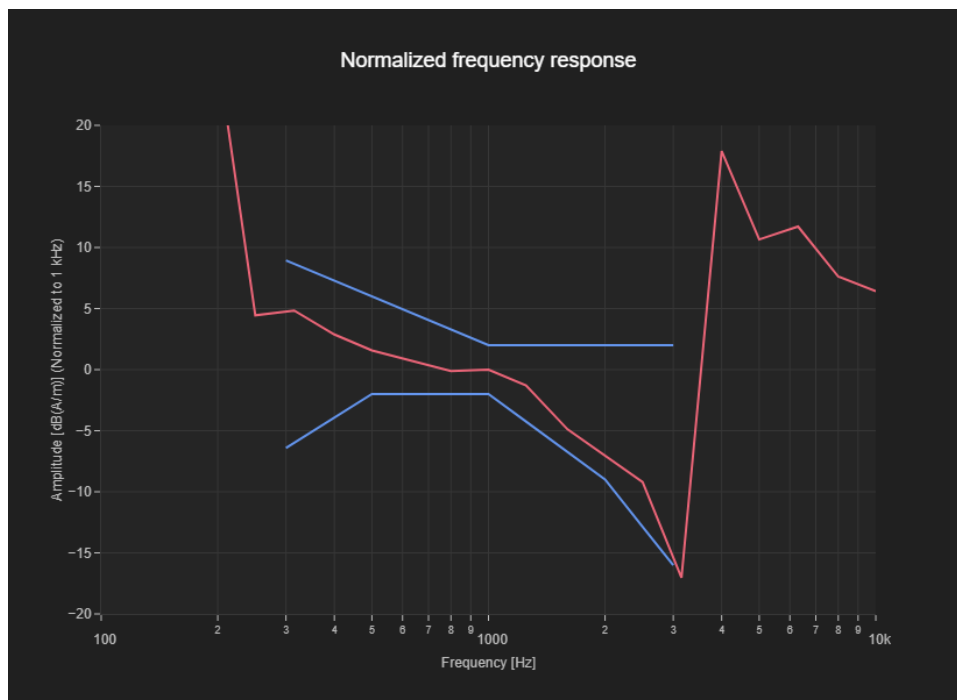
Band Name	Communication Systems Name	Channel	Frequency [MHz]
Band n25	5G NR (DFT-s-OFDM, 1 RB, 40 MHz, $\pi/2$ BPSK, 15 kHz)	376500	1882.5

Grid Settings

Extent X [mm]	Extent Y [mm]	Step X [mm]	Step Y [mm]	Distance [mm]
52.0	52.0	4.0	4.0	10.0

Results

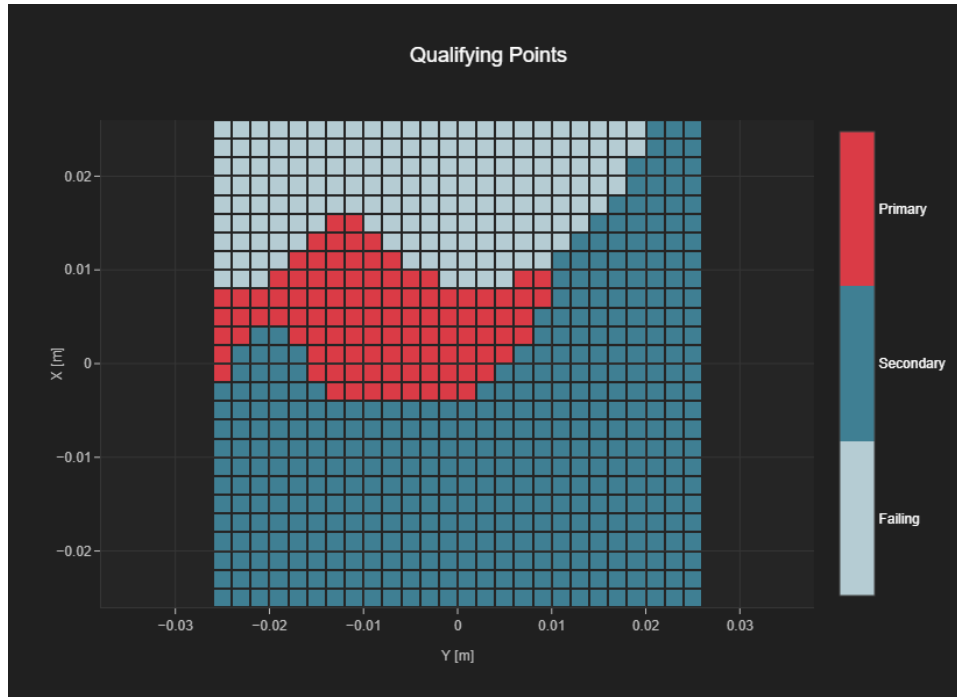
Audio File	Measurement Duration [s]	Margin Upper Bound [dB]	Margin Lower Bound [dB]
48k_voice_300-3000_2s.wav	2.0	2.0	0.78



T-Coil Coupling Mode Test Report:

Results

Primary Group Contiguous Point Count	Secondary Group Point Count	Secondary Group Max Longitudinal	Secondary Group Max Transverse
104	513	26	26



T-Coil Signal Test Report: 5G NR (DFT-s-OFDM, 1 RB, 10 MHz, $\pi/2$ BPSK, 15 kHz)

Device Under Test

Manufacturer	Model	Dimensions [mm]	Speaker Position [mm]
		146.2 x 71.8 x 7.5	144.3

Hardware Setup

Probe Name	Probe Calibration Date	DAE Name	DAE Calibration Date
AM1DV3 - 3083	January 08, 2024	DAE4 Sn1352	November 15, 2023

Communication Systems

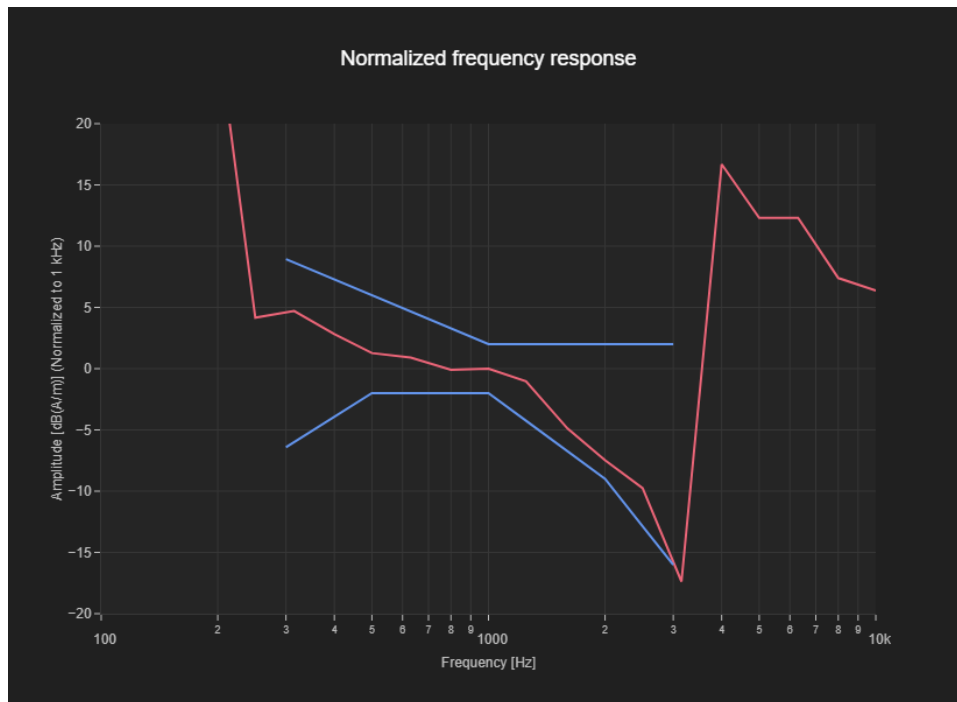
Band Name	Communication Systems Name	Channel	Frequency [MHz]
Band n30	5G NR (DFT-s-OFDM, 1 RB, 10 MHz, $\pi/2$ BPSK, 15 kHz)	462000	2310.0

Grid Settings

Extent X [mm]	Extent Y [mm]	Step X [mm]	Step Y [mm]	Distance [mm]
52.0	52.0	4.0	4.0	10.0

Results

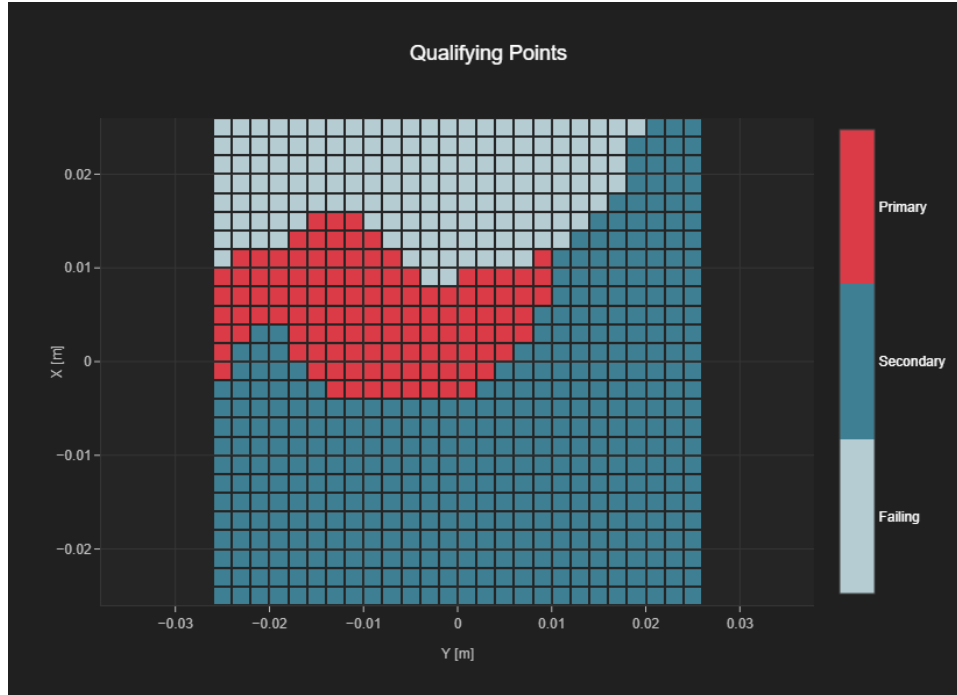
Audio File	Measurement Duration [s]	Margin Upper Bound [dB]	Margin Lower Bound [dB]
48k_voice_300-3000_2s.wav	2.0	2.0	0.4



T-Coil Coupling Mode Test Report:

Results

Primary Group Contiguous Point Count	Secondary Group Point Count	Secondary Group Max Longitudinal	Secondary Group Max Transverse
116	525	26	26



T-Coil Signal Test Report: 5G NR (DFT-s-OFDM, 1 RB, 100 MHz, QPSK, 30 kHz)

Device Under Test

Manufacturer	Model	Dimensions [mm]	Speaker Position [mm]
		146.2 x 71.8 x 7.5	144.3

Hardware Setup

Probe Name	Probe Calibration Date	DAE Name	DAE Calibration Date
AM1DV3 - 3083	January 08, 2024	DAE4 Sn1352	November 15, 2023

Communication Systems

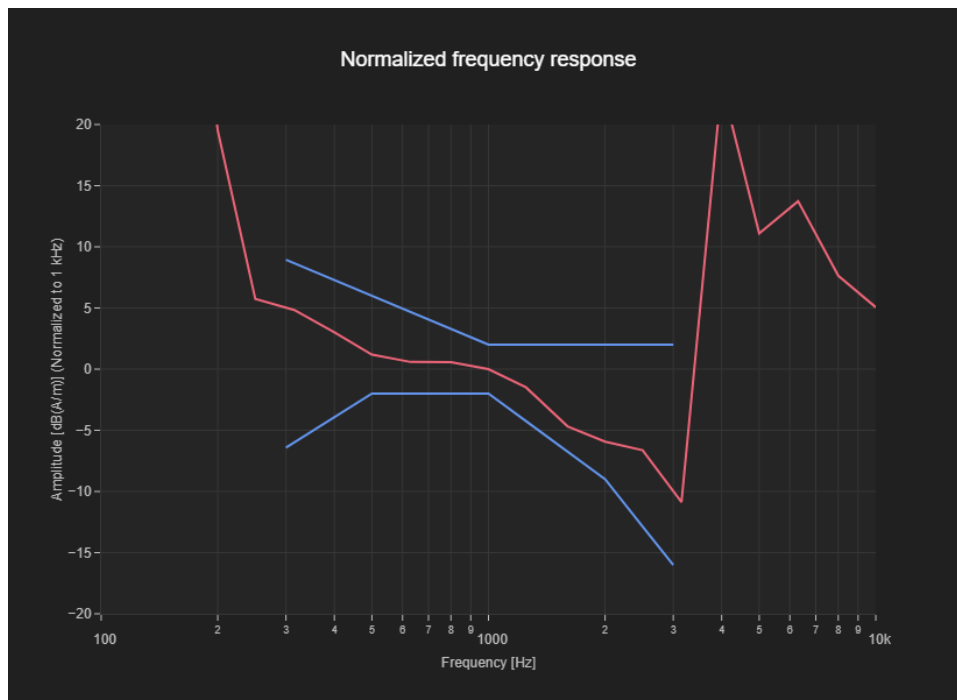
Band Name	Communication Systems Name	Channel	Frequency [MHz]
Band n41 PC3	5G NR (DFT-s-OFDM, 1 RB, 100 MHz, QPSK, 30 kHz)	518598	2592.99

Grid Settings

Extent X [mm]	Extent Y [mm]	Step X [mm]	Step Y [mm]	Distance [mm]
52.0	52.0	4.0	4.0	10.0

Results

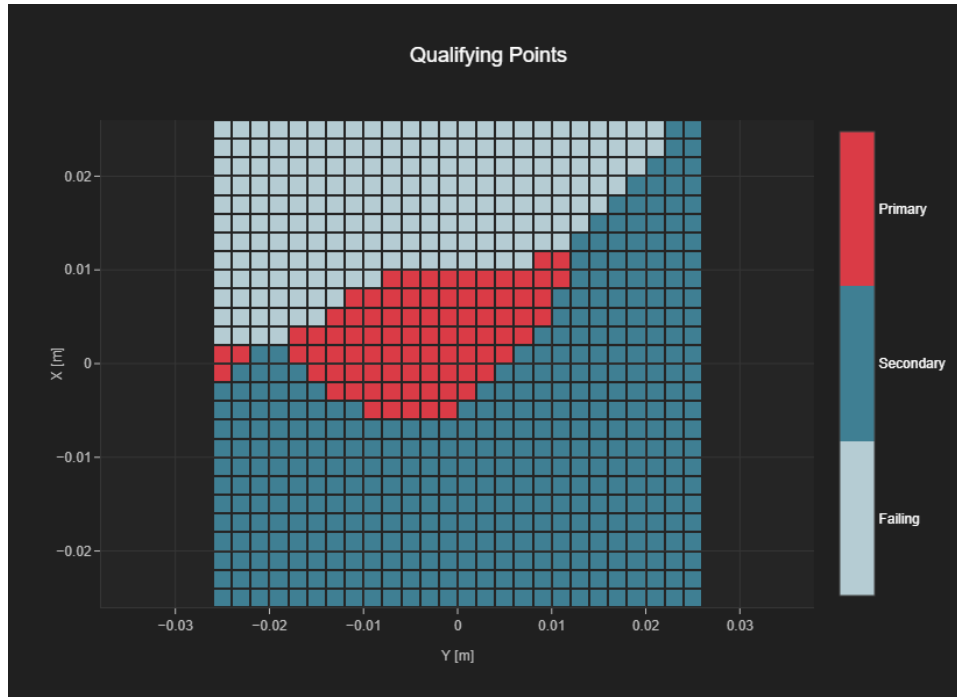
Audio File	Measurement Duration [s]	Margin Upper Bound [dB]	Margin Lower Bound [dB]
48k_voice_300-3000_2s.wav	2.0	2.0	2.0



T-Coil Coupling Mode Test Report:

Results

Primary Group Contiguous Point Count	Secondary Group Point Count	Secondary Group Max Longitudinal	Secondary Group Max Transverse
86	480	26	26



T-Coil Signal Test Report: 5G NR (DFT-s-OFDM, 1 RB, 100 MHz, QPSK, 30 kHz)

Device Under Test

Manufacturer	Model	Dimensions [mm]	Speaker Position [mm]
		146.2 x 71.8 x 7.5	144.3

Hardware Setup

Probe Name	Probe Calibration Date	DAE Name	DAE Calibration Date
AM1DV3 - 3083	January 08, 2024	DAE4 Sn1352	November 15, 2023

Communication Systems

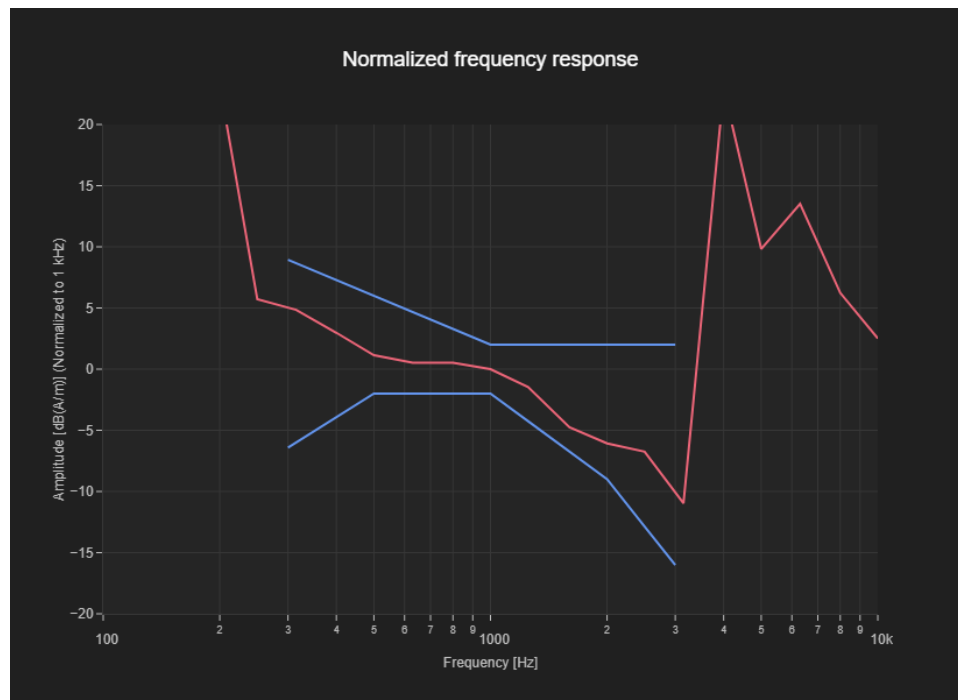
Band Name	Communication Systems Name	Channel	Frequency [MHz]
Band n41 PC2	5G NR (DFT-s-OFDM, 1 RB, 100 MHz, QPSK, 30 kHz)	518598	2592.99

Grid Settings

Extent X [mm]	Extent Y [mm]	Step X [mm]	Step Y [mm]	Distance [mm]
52.0	52.0	4.0	4.0	10.0

Results

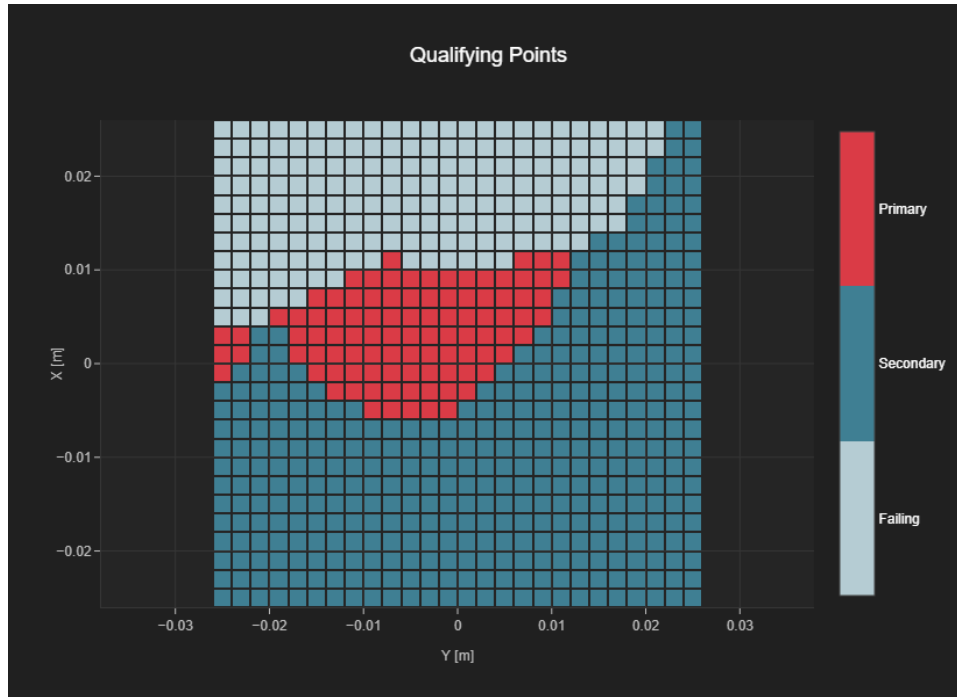
Audio File	Measurement Duration [s]	Margin Upper Bound [dB]	Margin Lower Bound [dB]
48k_voice_300-3000_2s.wav	2.0	2.0	1.99



T-Coil Coupling Mode Test Report:

Results

Primary Group Contiguous Point Count	Secondary Group Point Count	Secondary Group Max Longitudinal	Secondary Group Max Transverse
97	488	26	26



T-Coil Signal Test Report: 5G NR (DFT-s-OFDM, 1 RB, 20 MHz, $\pi/2$ BPSK, 15 kHz)

Device Under Test

Manufacturer	Model	Dimensions [mm]	Speaker Position [mm]
		146.2 x 71.8 x 7.5	144.3

Hardware Setup

Probe Name	Probe Calibration Date	DAE Name	DAE Calibration Date
AM1DV3 - 3083	January 08, 2024	DAE4 Sn1352	November 15, 2023

Communication Systems

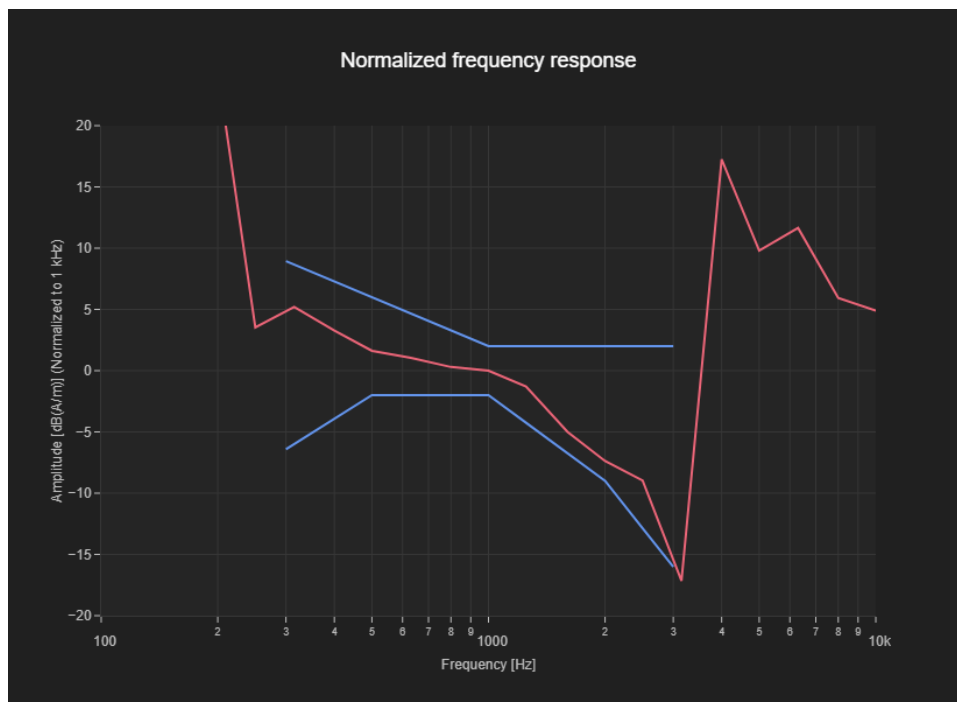
Band Name	Communication Systems Name	Channel	Frequency [MHz]
Band n71	5G NR (DFT-s-OFDM, 1 RB, 20 MHz, $\pi/2$ BPSK, 15 kHz)	136100	680.5

Grid Settings

Extent X [mm]	Extent Y [mm]	Step X [mm]	Step Y [mm]	Distance [mm]
52.0	52.0	4.0	4.0	10.0

Results

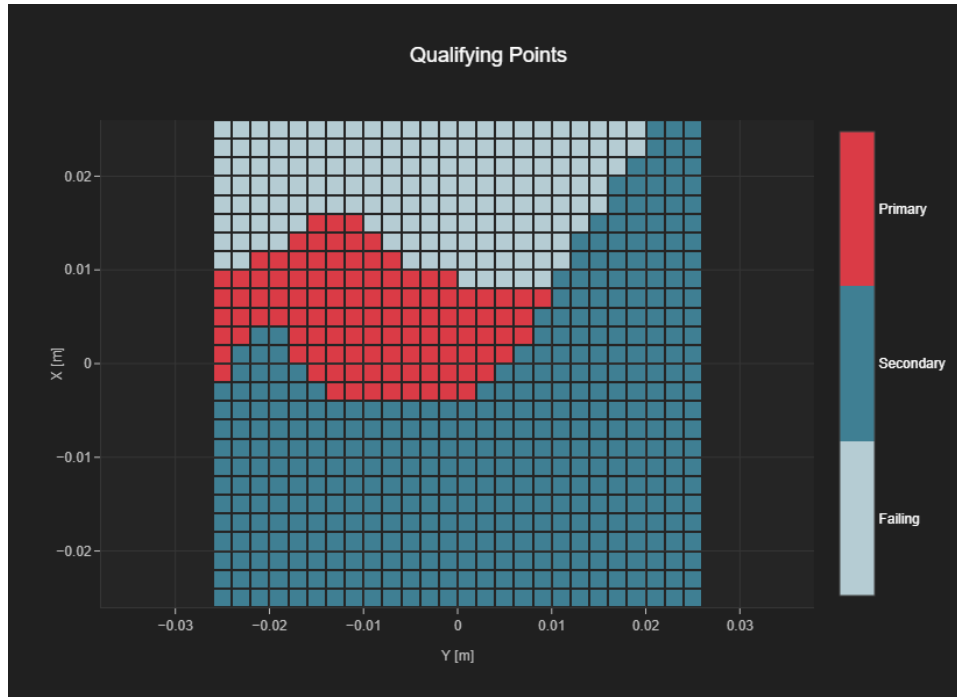
Audio File	Measurement Duration [s]	Margin Upper Bound [dB]	Margin Lower Bound [dB]
48k_voice_300-3000_2s.wav	2.0	2.0	0.75



T-Coil Coupling Mode Test Report:

Results

Primary Group Contiguous Point Count	Secondary Group Point Count	Secondary Group Max Longitudinal	Secondary Group Max Transverse
111	519	26	26



T-Coil Signal Test Report: 5G NR (DFT-s-OFDM, 1 RB, 100 MHz, QPSK, 30 kHz)

Device Under Test

Manufacturer	Model	Dimensions [mm]	Speaker Position [mm]
		146.2 x 71.8 x 7.5	144.3

Hardware Setup

Probe Name	Probe Calibration Date	DAE Name	DAE Calibration Date
AM1DV3 - 3083	January 08, 2024	DAE4 Sn1352	November 15, 2023

Communication Systems

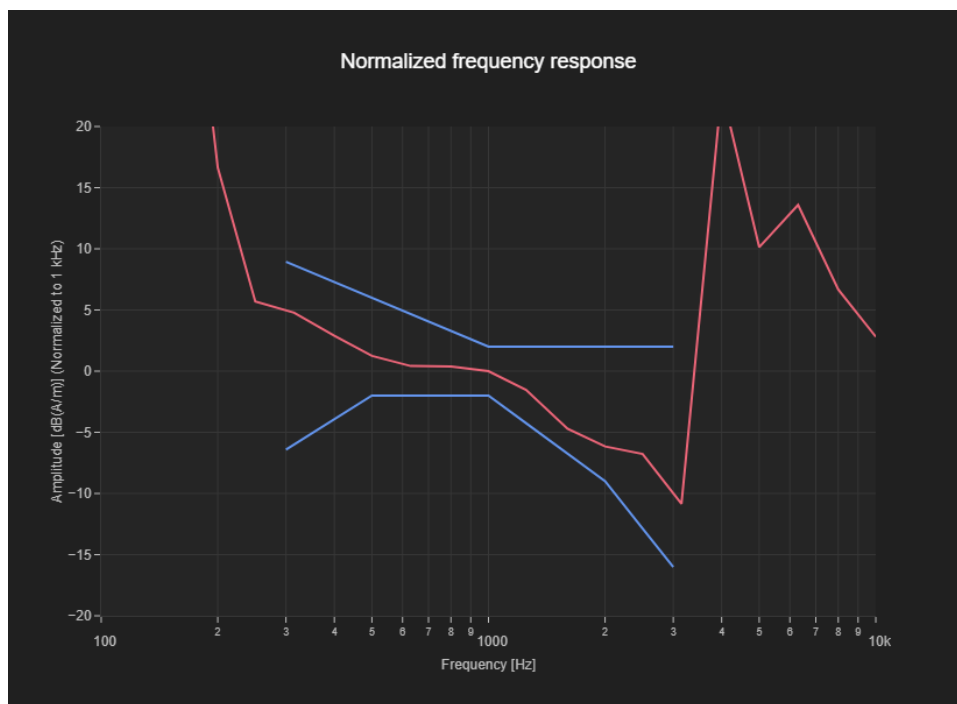
Band Name	Communication Systems Name	Channel	Frequency [MHz]
Band n77 PC3	5G NR (DFT-s-OFDM, 1 RB, 100 MHz, QPSK, 30 kHz)	657734	3866.01

Grid Settings

Extent X [mm]	Extent Y [mm]	Step X [mm]	Step Y [mm]	Distance [mm]
52.0	52.0	4.0	4.0	10.0

Results

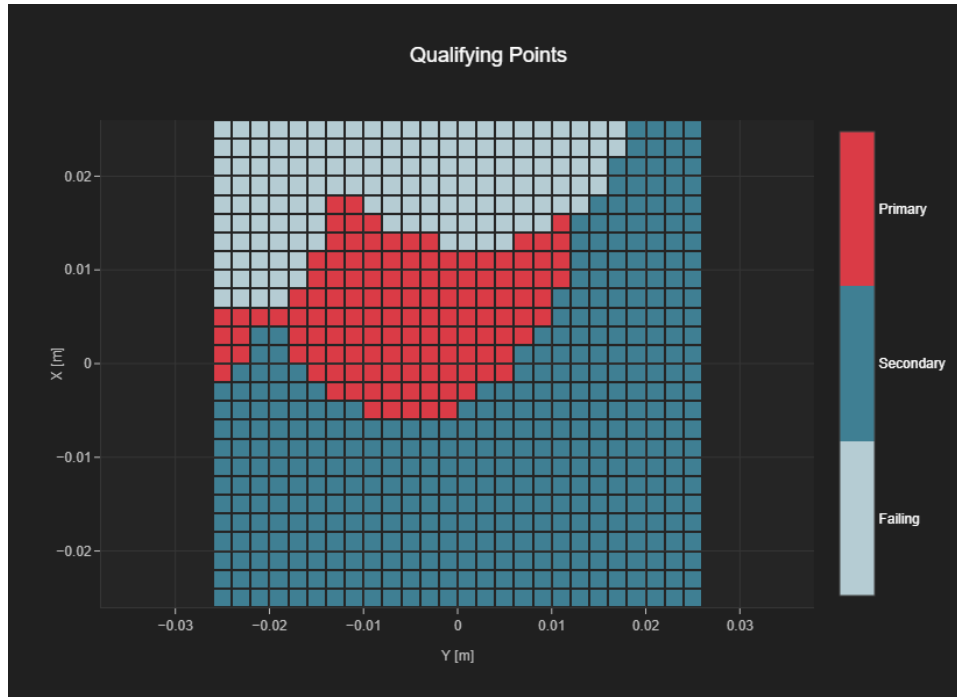
Audio File	Measurement Duration [s]	Margin Upper Bound [dB]	Margin Lower Bound [dB]
48k_voice_300-3000_2s.wav	2.0	2.0	2.0



T-Coil Coupling Mode Test Report:

Results

Primary Group Contiguous Point Count	Secondary Group Point Count	Secondary Group Max Longitudinal	Secondary Group Max Transverse
129	533	26	26



T-Coil Signal Test Report: IEEE 802.11a/h WiFi 5 GHz (OFDM, 18 Mbps, 99pc duty cycle)

Device Under Test

Manufacturer	Model	Dimensions [mm]	Speaker Position [mm]
		146.2 x 71.8 x 7.5	144.3

Hardware Setup

Probe Name	Probe Calibration Date	DAE Name	DAE Calibration Date
AM1DV3 - 3083	January 08, 2024	DAE4 Sn1352	November 15, 2023

Communication Systems

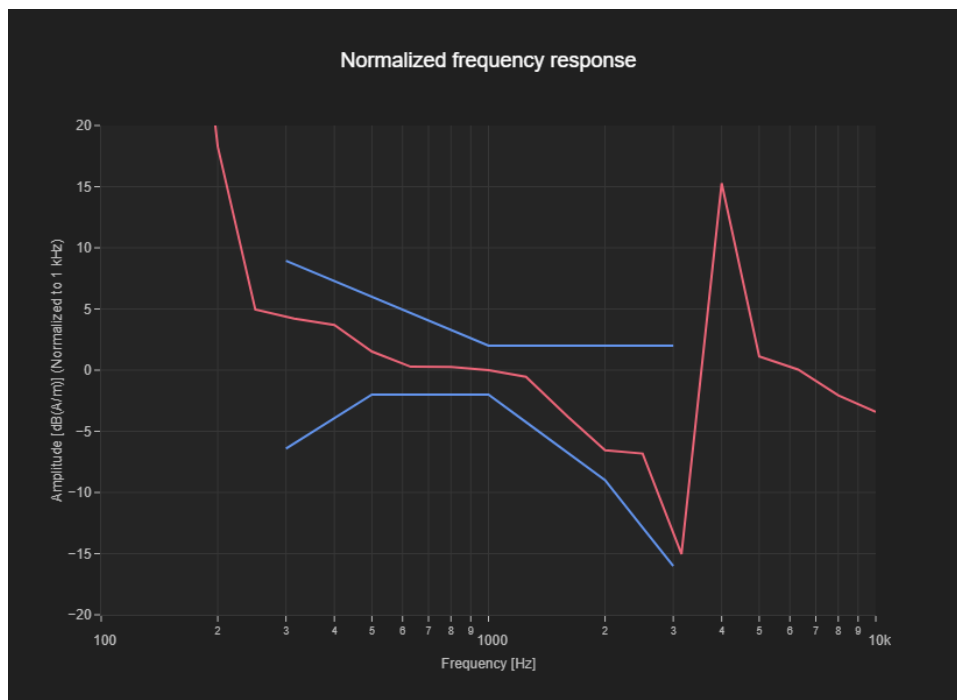
Band Name	Communication Systems Name	Channel	Frequency [MHz]
WLAN 5GHz	IEEE 802.11a/h WiFi 5 GHz (OFDM, 18 Mbps, 99pc duty cycle)	36	5180.0

Grid Settings

Extent X [mm]	Extent Y [mm]	Step X [mm]	Step Y [mm]	Distance [mm]
52.0	52.0	6.0	6.0	10.0

Results

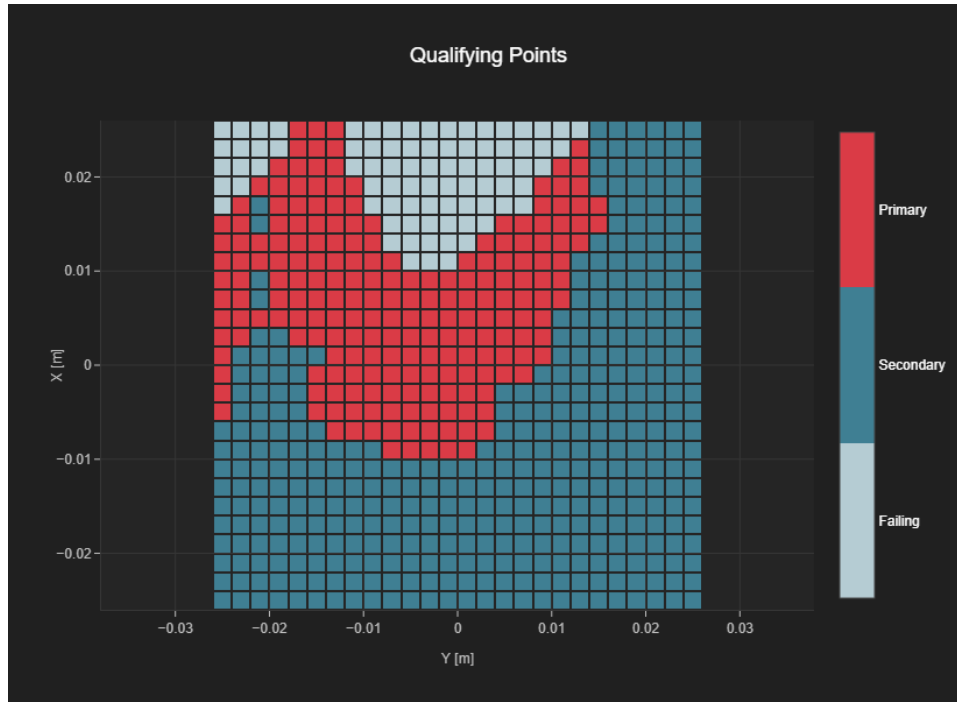
Audio File	Measurement Duration [s]	Margin Upper Bound [dB]	Margin Lower Bound [dB]
48k_voice_300-3000_2s.wav	2.0	2.0	2.0



T-Coil Coupling Mode Test Report:

Results

Primary Group Contiguous Point Count	Secondary Group Point Count	Secondary Group Max Longitudinal	Secondary Group Max Transverse
209	594	26	26



T-Coil Signal Test Report: IEEE 802.11a/h (OFDM, 18 Mbps, 99pc duty cycle)

Device Under Test

Manufacturer	Model	Dimensions [mm]	Speaker Position [mm]
		146.2 x 71.8 x 7.5	144.3

Hardware Setup

Probe Name	Probe Calibration Date	DAE Name	DAE Calibration Date
AM1DV3 - 3083	January 08, 2024	DAE4 Sn1352	November 15, 2023

Communication Systems

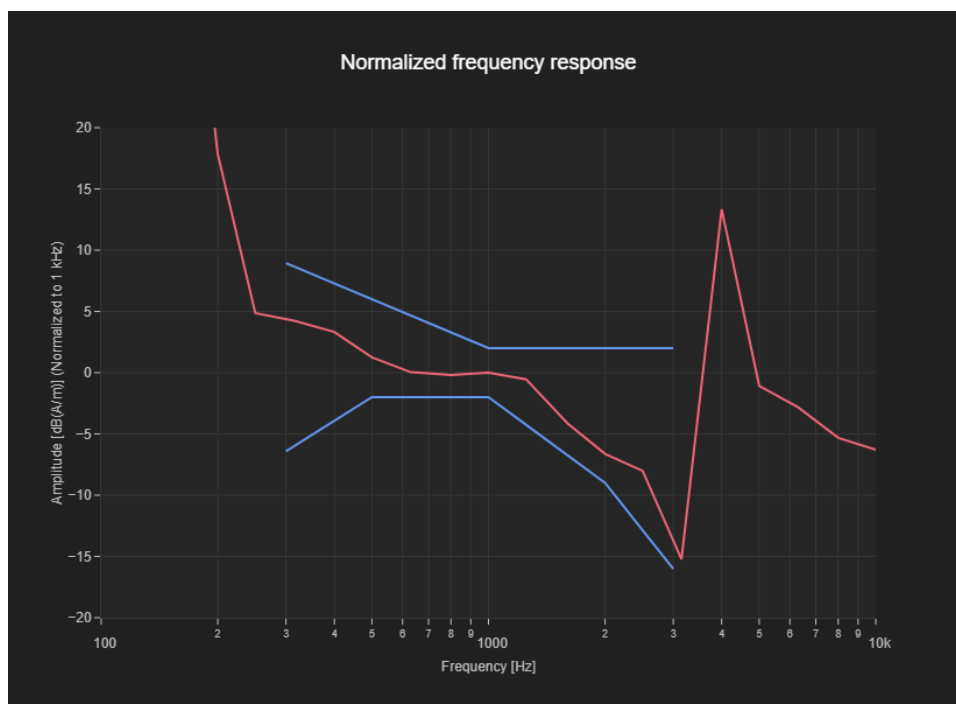
Band Name	Communication Systems Name	Channel	Frequency [MHz]
U-NII-5	IEEE 802.11a/h (OFDM, 18 Mbps, 99pc duty cycle)	1	5955.0

Grid Settings

Extent X [mm]	Extent Y [mm]	Step X [mm]	Step Y [mm]	Distance [mm]
52.0	52.0	4.0	4.0	10.0

Results

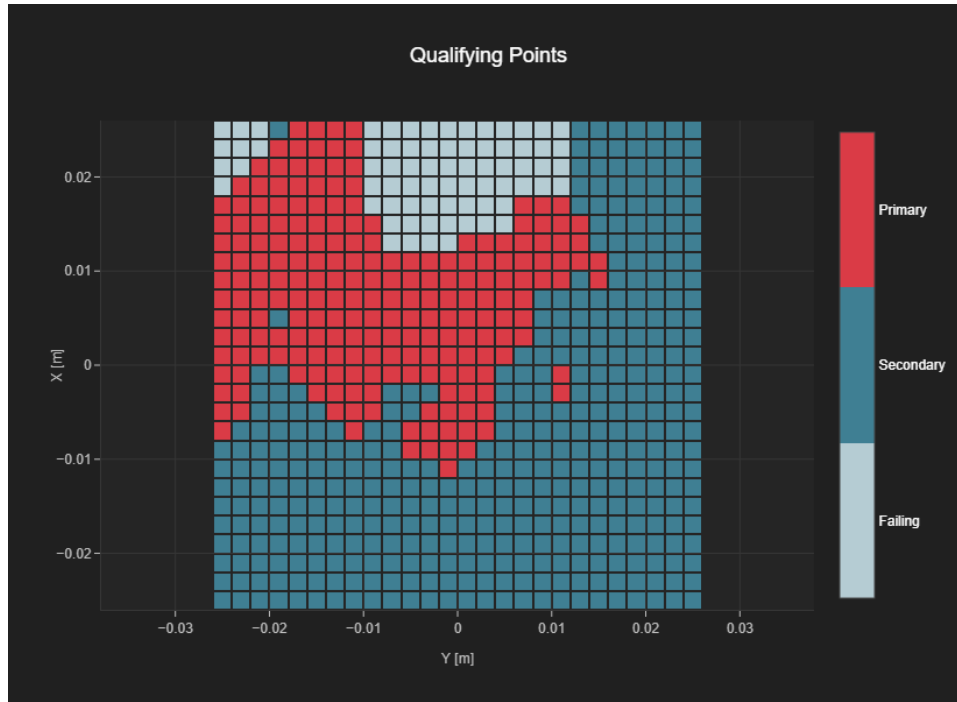
Audio File	Measurement Duration [s]	Margin Upper Bound [dB]	Margin Lower Bound [dB]
48k_voice_300-3000_2s.wav	2.0	2.0	1.81



T-Coil Coupling Mode Test Report:

Results

Primary Group Contiguous Point Count	Secondary Group Point Count	Secondary Group Max Longitudinal	Secondary Group Max Transverse
214	604	26	26



T-Coil Signal Test Report: IEEE 802.11b WiFi 2.4 GHz (DSSS, 1 Mbps, 99pc duty cycle)

Device Under Test

Manufacturer	Model	Dimensions [mm]	Speaker Position [mm]
		146.2 x 71.8 x 7.5	144.3

Hardware Setup

Probe Name	Probe Calibration Date	DAE Name	DAE Calibration Date
AM1DV3 - 3083	January 08, 2024	DAE4 Sn1352	November 15, 2023

Communication Systems

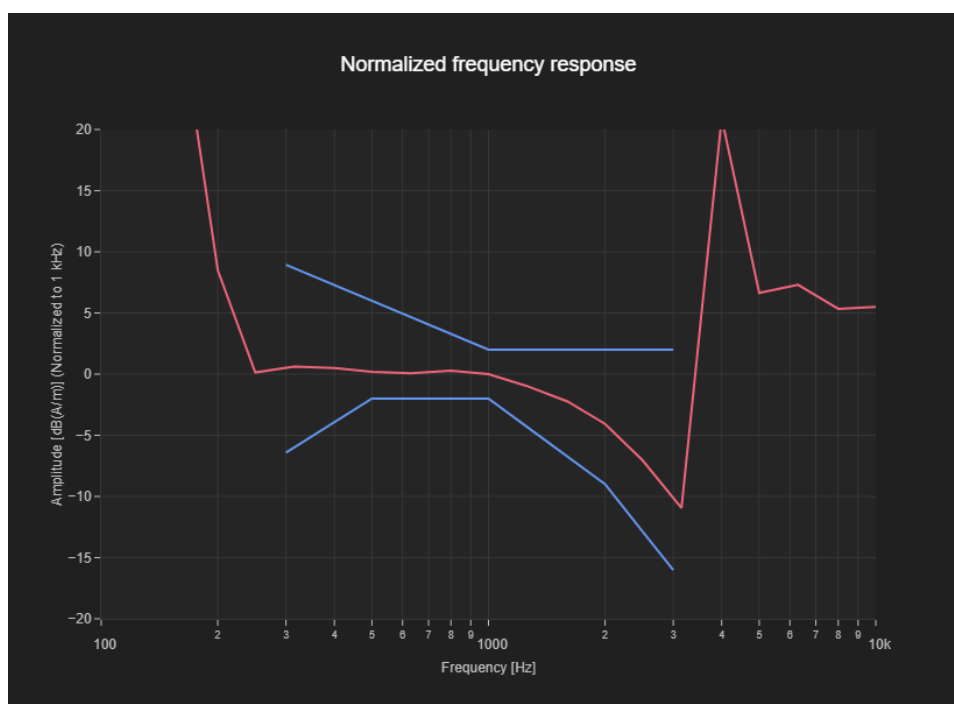
Band Name	Communication Systems Name	Channel	Frequency [MHz]
WLAN 2.4GHz	IEEE 802.11b WiFi 2.4 GHz (DSSS, 1 Mbps, 99pc duty cycle)	6	2437.0

Grid Settings

Extent X [mm]	Extent Y [mm]	Step X [mm]	Step Y [mm]	Distance [mm]
52.0	52.0	4.0	4.0	10.0

Results

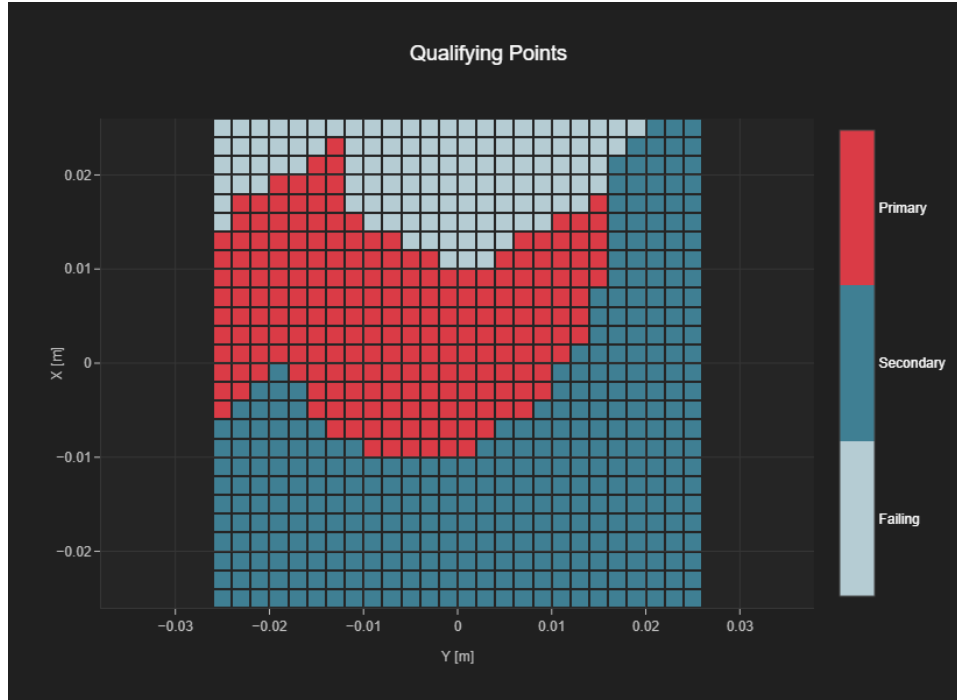
Audio File	Measurement Duration [s]	Margin Upper Bound [dB]	Margin Lower Bound [dB]
48k_voice_300-3000_2s.wav	2.0	2.0	2.0



T-Coil Coupling Mode Test Report:

Results

Primary Group Contiguous Point Count	Secondary Group Point Count	Secondary Group Max Longitudinal	Secondary Group Max Transverse
217	562	26	26



T-Coil Signal Test Report: IEEE 802.11a/h WiFi 5 GHz (OFDM, 18 Mbps, 99pc duty cycle)

Device Under Test

Manufacturer	Model	Dimensions [mm]	Speaker Position [mm]
		146.2 x 71.8 x 7.5	144.3

Hardware Setup

Probe Name	Probe Calibration Date	DAE Name	DAE Calibration Date
AM1DV3 - 3083	January 08, 2024	DAE4 Sn1352	November 15, 2023

Communication Systems

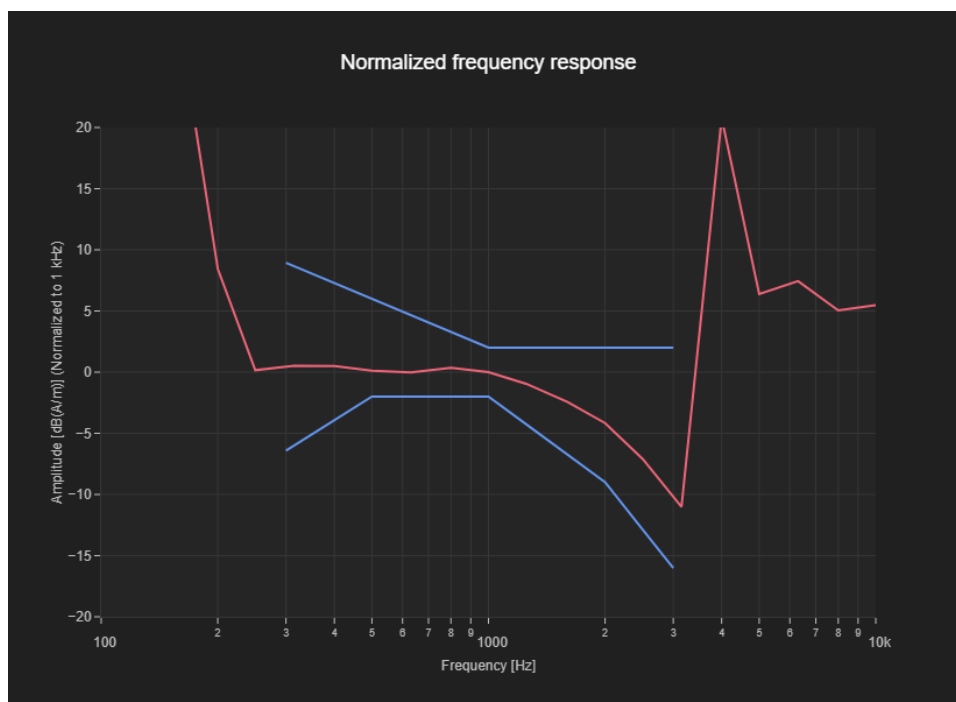
Band Name	Communication Systems Name	Channel	Frequency [MHz]
WLAN 5GHz	IEEE 802.11a/h WiFi 5 GHz (OFDM, 18 Mbps, 99pc duty cycle)	52	5260.0

Grid Settings

Extent X [mm]	Extent Y [mm]	Step X [mm]	Step Y [mm]	Distance [mm]
52.0	52.0	4.0	4.0	10.0

Results

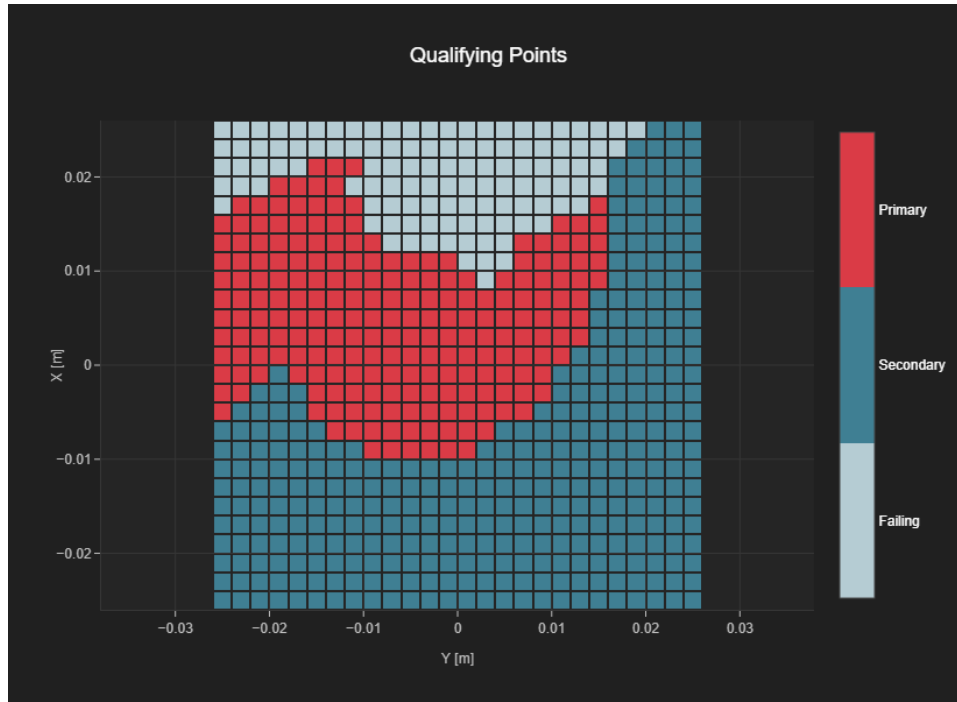
Audio File	Measurement Duration [s]	Margin Upper Bound [dB]	Margin Lower Bound [dB]
48k_voice_300-3000_2s.wav	2.0	2.0	1.97



T-Coil Coupling Mode Test Report:

Results

Primary Group Contiguous Point Count	Secondary Group Point Count	Secondary Group Max Longitudinal	Secondary Group Max Transverse
217	562	26	26



T-Coil Signal Test Report: IEEE 802.11a/h WiFi 5 GHz (OFDM, 18 Mbps, 99pc duty cycle)

Device Under Test

Manufacturer	Model	Dimensions [mm]	Speaker Position [mm]
		146.2 x 71.8 x 7.5	144.3

Hardware Setup

Probe Name	Probe Calibration Date	DAE Name	DAE Calibration Date
AM1DV3 - 3083	January 08, 2024	DAE4 Sn1352	November 15, 2023

Communication Systems

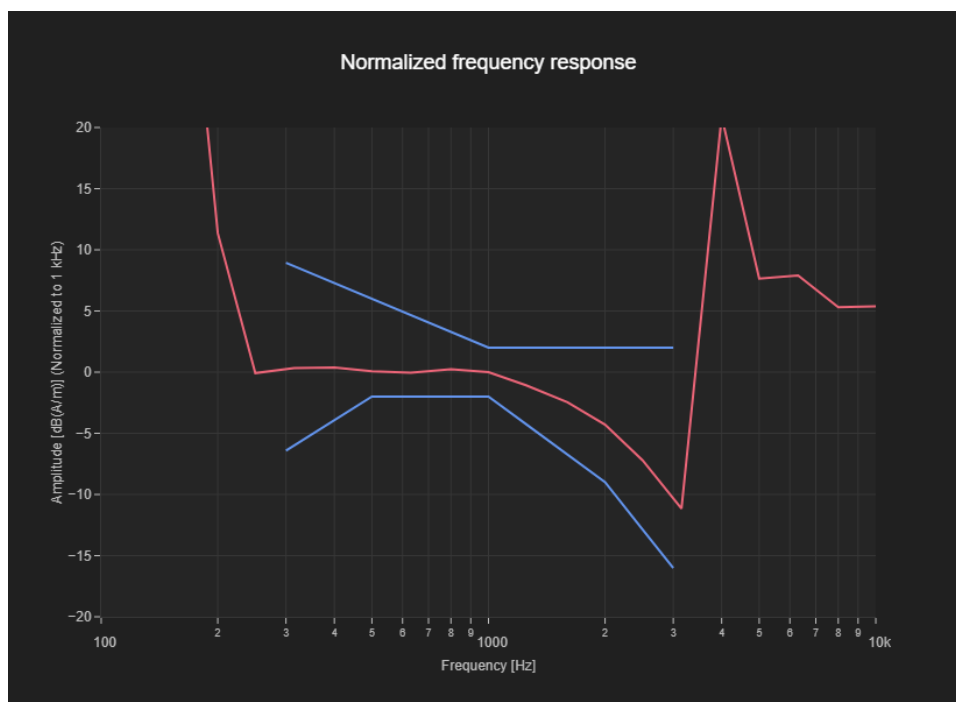
Band Name	Communication Systems Name	Channel	Frequency [MHz]
WLAN 5GHz	IEEE 802.11a/h WiFi 5 GHz (OFDM, 18 Mbps, 99pc duty cycle)	100	5500.0

Grid Settings

Extent X [mm]	Extent Y [mm]	Step X [mm]	Step Y [mm]	Distance [mm]
52.0	52.0	4.0	4.0	10.0

Results

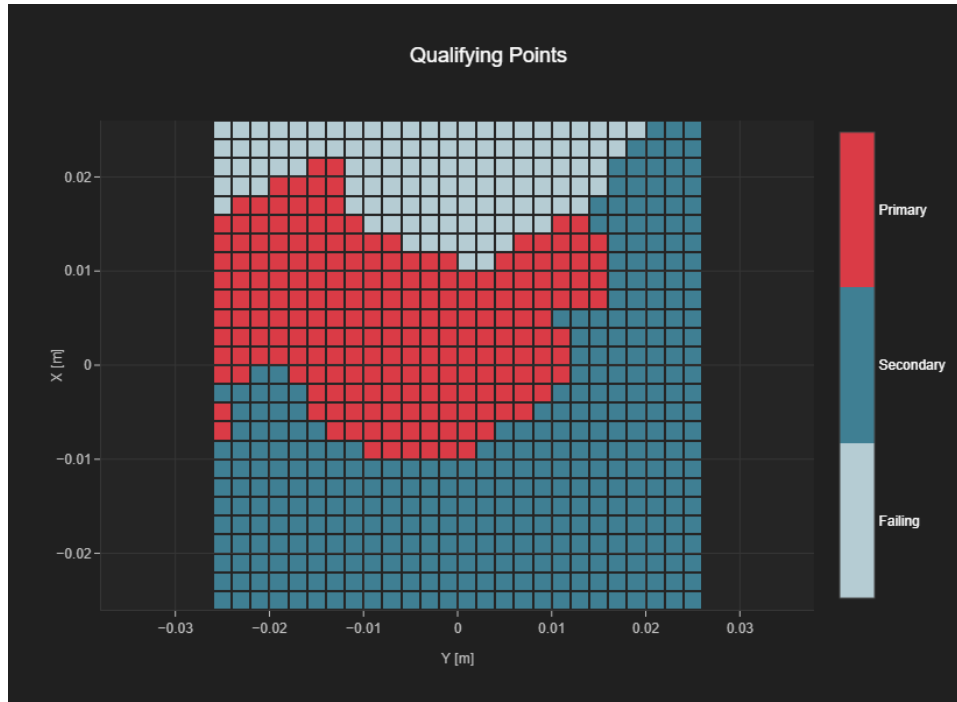
Audio File	Measurement Duration [s]	Margin Upper Bound [dB]	Margin Lower Bound [dB]
48k_voice_300-3000_2s.wav	2.0	2.0	1.96



T-Coil Coupling Mode Test Report:

Results

Primary Group Contiguous Point Count	Secondary Group Point Count	Secondary Group Max Longitudinal	Secondary Group Max Transverse
213	563	26	26



T-Coil Signal Test Report: IEEE 802.11a/h WiFi 5 GHz (OFDM, 18 Mbps, 99pc duty cycle)

Device Under Test

Manufacturer	Model	Dimensions [mm]	Speaker Position [mm]
		146.2 x 71.8 x 7.5	144.3

Hardware Setup

Probe Name	Probe Calibration Date	DAE Name	DAE Calibration Date
AM1DV3 - 3083	January 08, 2024	DAE4 Sn1352	November 15, 2023

Communication Systems

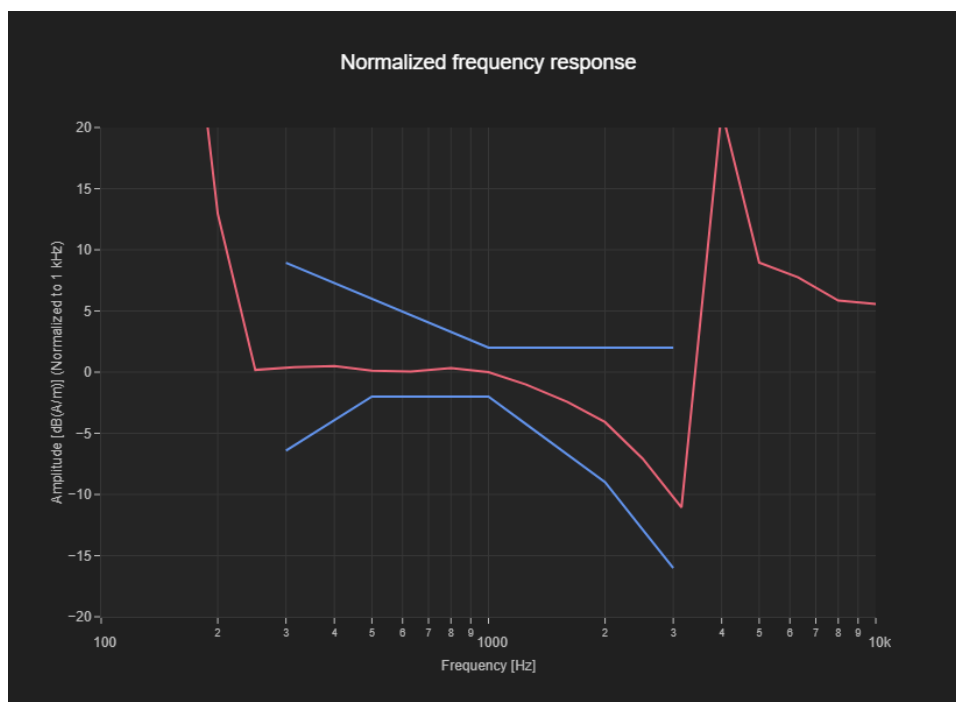
Band Name	Communication Systems Name	Channel	Frequency [MHz]
WLAN 5GHz	IEEE 802.11a/h WiFi 5 GHz (OFDM, 18 Mbps, 99pc duty cycle)	149	5745.0

Grid Settings

Extent X [mm]	Extent Y [mm]	Step X [mm]	Step Y [mm]	Distance [mm]
52.0	52.0	4.0	4.0	10.0

Results

Audio File	Measurement Duration [s]	Margin Upper Bound [dB]	Margin Lower Bound [dB]
48k_voice_300-3000_2s.wav	2.0	2.0	2.0



T-Coil Coupling Mode Test Report:

Results

Primary Group Contiguous Point Count	Secondary Group Point Count	Secondary Group Max Longitudinal	Secondary Group Max Transverse
218	562	26	26

