

C Test Setup Photos




Figure C-1 CMW Conducted Power Test Measurement setup single port




Figure C-2 UXM Conducted Power Test Measurement setup single port




Figure C-3 CMW Conducted power test measurement setup dual port to single Port to call processor, Antenna Switch case




Figure C-4 UXM Conducted power test measurement setup dual port




Figure C-5 Radiated power mmW test measurement setup