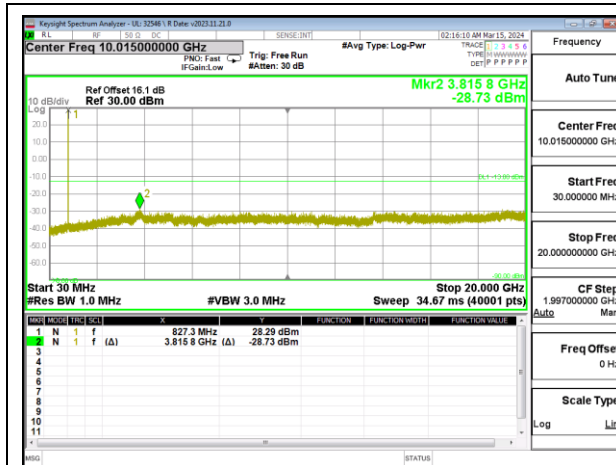
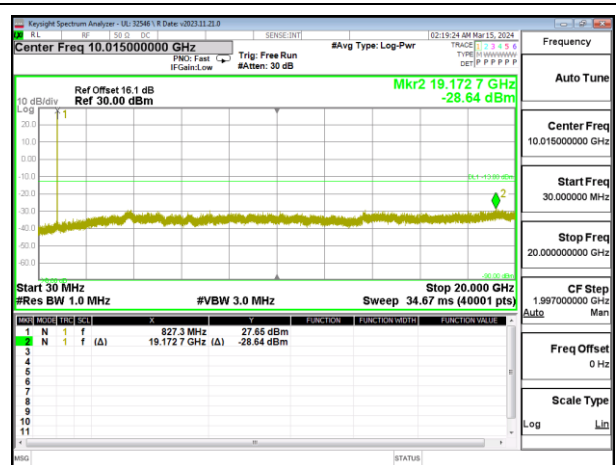


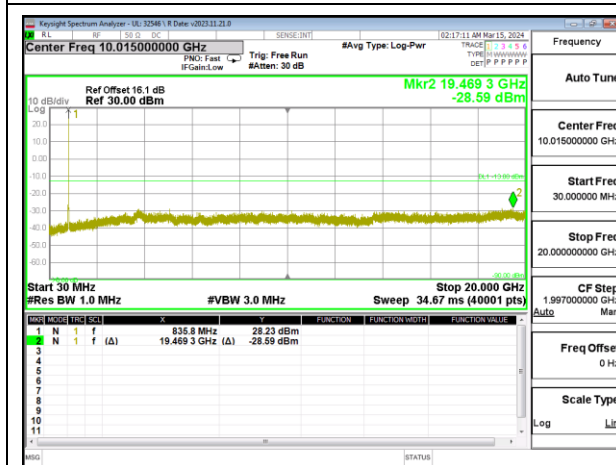
9.3.3. WCDMA BAND 5



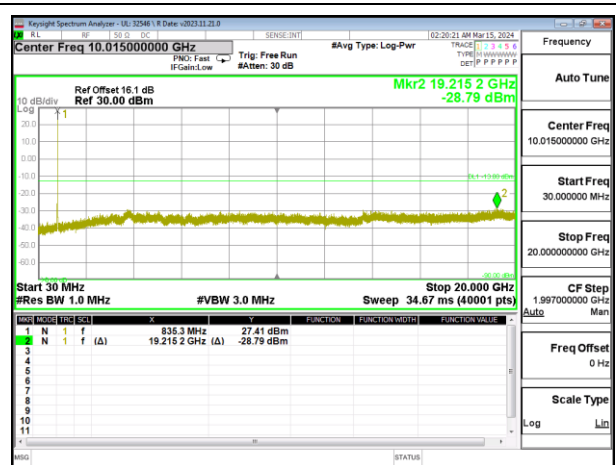
WCDMA Band 5 Rel 99 Low Channel



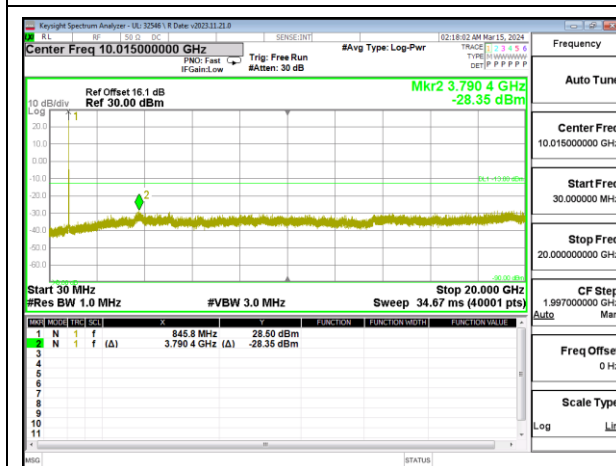
WCDMA Band 5 HSDPA Low Channel



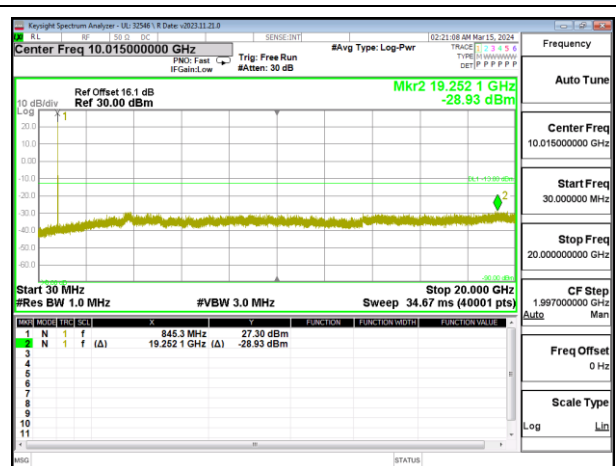
WCDMA Band 5 Rel 99 Middle Channel



WCDMA Band 5 HSDPA Middle Channel

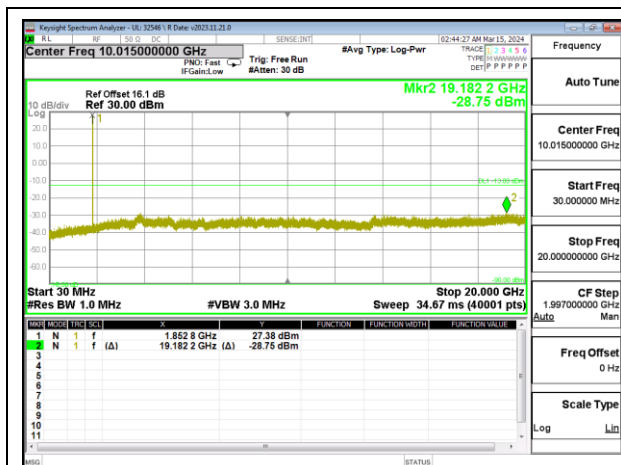


WCDMA Band 5 Rel 99 High Channel

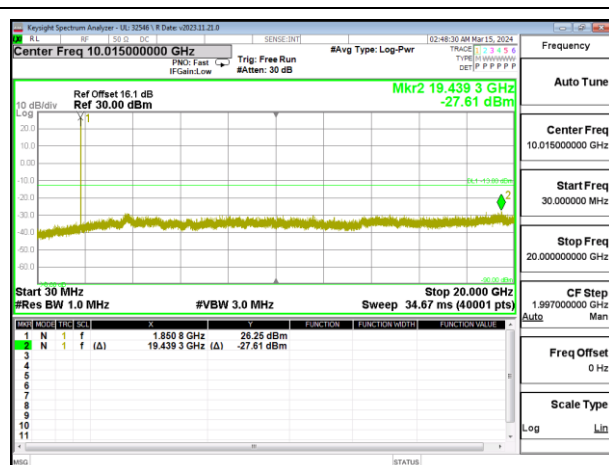


WCDMA Band 5 HSDPA High Channel

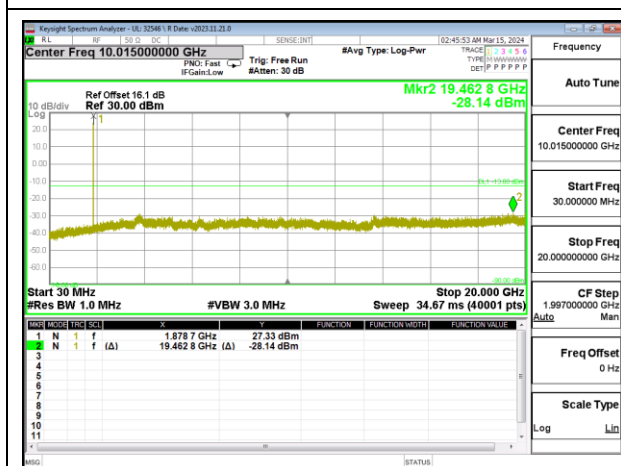
9.3.4. WCDMA BAND 2



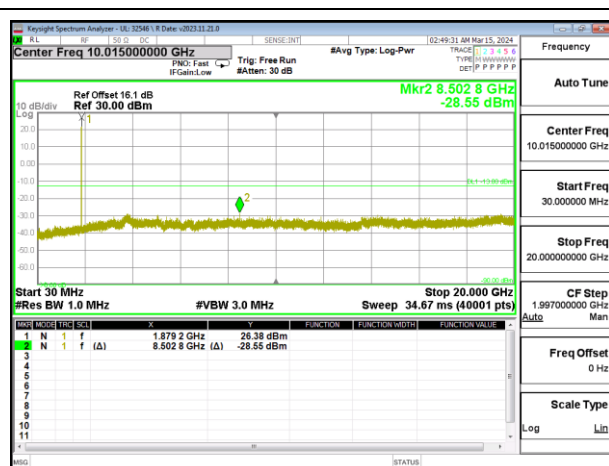
WCDMA Band 2 Rel 99 Low Channel



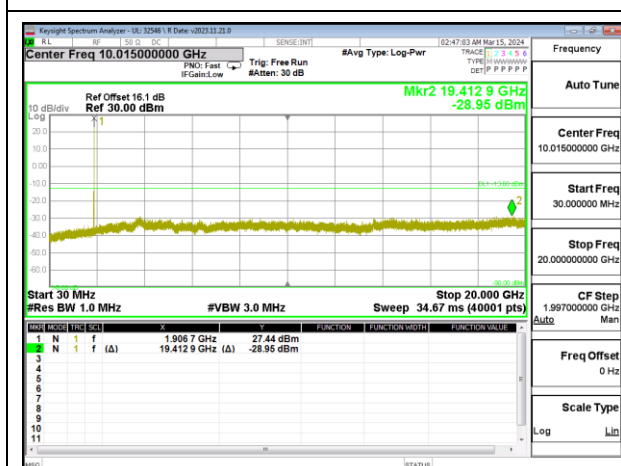
WCDMA Band 2 HSDPA Low Channel



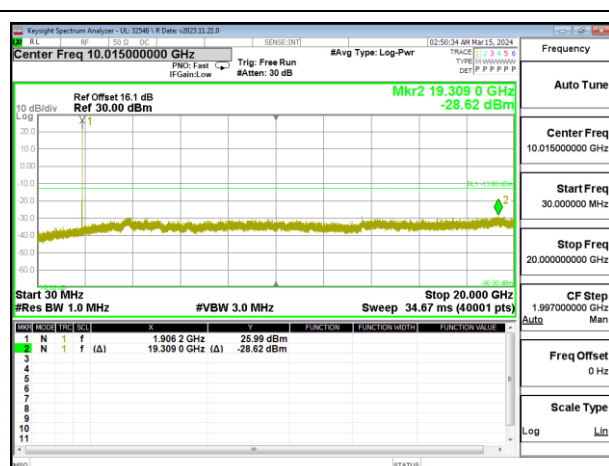
WCDMA Band 2 Rel 99 Middle Channel



WCDMA Band 2 HSDPA Middle Channel

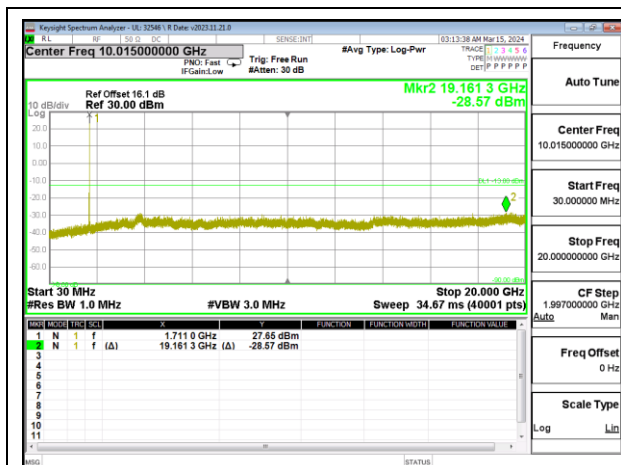


WCDMA Band 2 Rel 99 High Channel

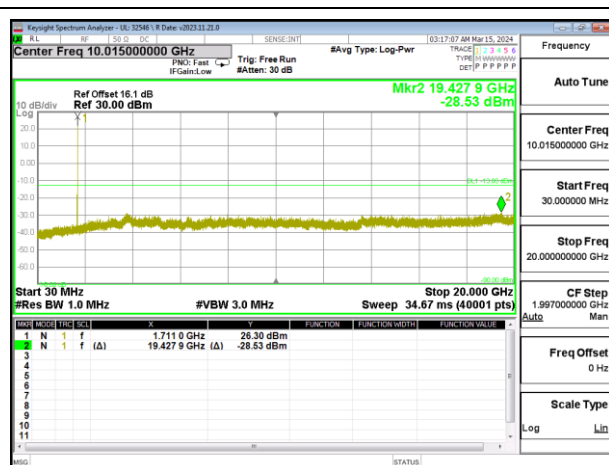


WCDMA Band 2 HSDPA High Channel

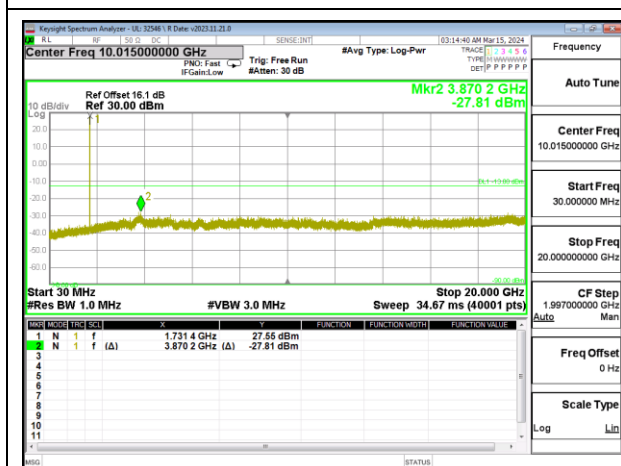
9.3.5. WCDMA BAND 4



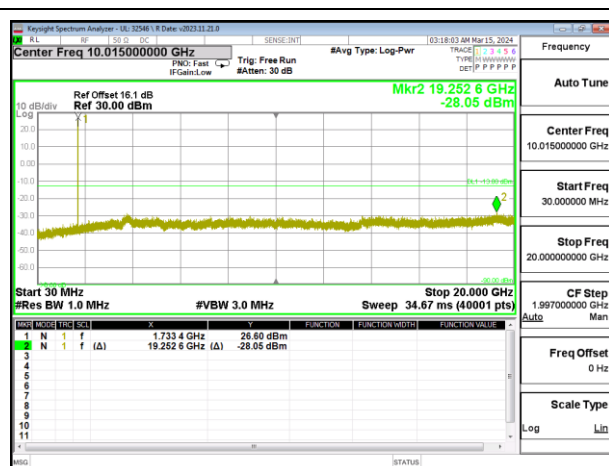
WCDMA Band 4 Rel 99 Low Channel



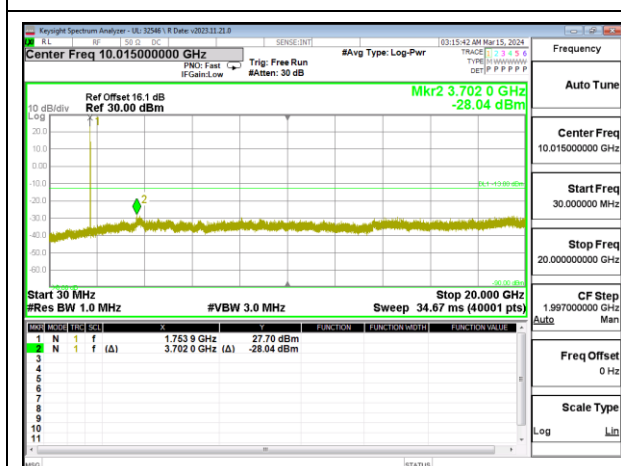
WCDMA Band 4 HSDPA Low Channel



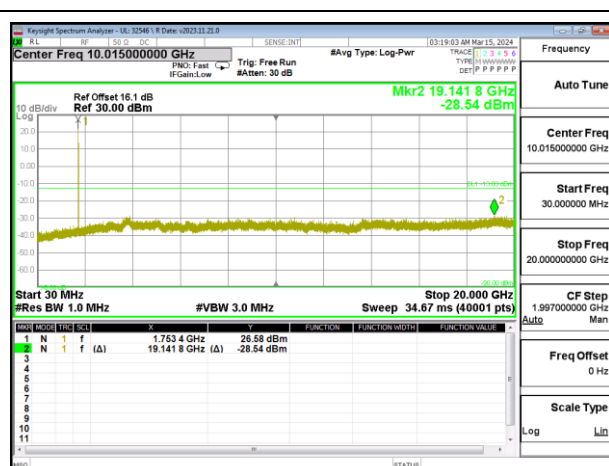
WCDMA Band 4 Rel 99 Middle Channel



WCDMA Band 4 HSDPA Middle Channel



WCDMA Band 4 Rel 99 High Channel



WCDMA Band 4 HSDPA High Channel

9.4. FREQUENCY STABILITY

RULE PART(S)

FCC: §2.1055, §22.355, §24.235, and §27.54
ISED: RSS132§5.3; RSS133§6.3 and RSS139§5.4

LIMITS

FCC §22.355

The carrier frequency shall not depart from the reference frequency in excess of ± 2.5 ppm for mobile stations.

FCC §24.235 & §27.54

The frequency stability shall be sufficient to ensure that the fundamental emission stays within the authorized frequency block.

RSS133§6.3

The carrier frequency shall not depart from the reference frequency, in excess of ± 2.5 ppm for mobile stations and ± 1.0 ppm for base stations.

In lieu of meeting the above stability values, the test report may show that the frequency stability is sufficient to ensure that the emission bandwidth stays within the operating frequency block when tested to the temperature and supply voltage variations specified in RSS-Gen.

RSS139§5.4

The frequency stability shall be sufficient to ensure that the occupied bandwidth stays within the operating frequency block when tested to the temperature and supply voltage variations specified in RSS-Gen.

TEST PROCEDURE

Use CMW 500 with Frequency Error measurement capability.

- Temp. = -30°C to $+50^{\circ}\text{C}$
- Voltage = (85% - 115%)

Low voltage, 3.23VDC, Normal, 3.8VDC and High voltage, 4.37VDC.

End Voltage, 2.95VDC.

Frequency Stability vs Temperature:

The EUT is placed inside a temperature chamber. The temperature is set to 20°C and allowed to stabilize. After sufficient soak time, the transmitting frequency error is measured. The temperature is increased by 10 degrees, allowed to stabilize and soak, and then the measurement is repeated. This is repeated until $+50^{\circ}\text{C}$ is reached.

Frequency Stability vs Voltage:

The peak frequency error is recorded (worst-case).

RESULTS

See the following pages.

9.4.1. GSM

Test Engineer ID:	12482	Test Date:	3/2/2024
-------------------	-------	------------	----------

GPRS 850

Band		5	Frequency Range		Frequency Error Reading (Hz)	Limit	
Condition			824	849		2.5	Within Authorized Frequency Block (Hz)
Temperature	Voltage		Freq Reading @ Low End (MHz)	Freq Reading @ High End (MHz)		Frequency Stability (ppm)	
Normal (20°C)	Normal		824.0281	848.9767			
Extreme (50°C)			824.0282	848.9767	32.0	0.038	Yes
Extreme (40°C)			824.0282	848.9767	29.7	0.036	Yes
Extreme (30°C)			824.0282	848.9767	33.7	0.040	Yes
Extreme (10°C)			824.0282	848.9767	30.3	0.036	Yes
Extreme (0°C)			824.0282	848.9767	32.8	0.039	Yes
Extreme (-10°C)			824.0282	848.9767	36.6	0.044	Yes
Extreme (-20°C)			824.0282	848.9767	37.6	0.045	Yes
Extreme (-30°C)			824.0282	848.9767	31.9	0.038	Yes
20°C	15%		824.0282	848.9767	30.7	0.037	Yes
	-15%		824.0282	848.9767	29.5	0.035	Yes
	End Point Voltage		824.0282	848.9767	29.3	0.035	Yes

GSM 1900

Band		2	Frequency Range		Frequency Error Reading (Hz)	Limit	
Condition			1850	1910		2.5	Within Authorized Frequency Block (Hz)
Temperature	Voltage		Freq Reading @ Low End (MHz)	Freq Reading @ High End (MHz)		Frequency Stability (ppm)	
Normal (20°C)	Normal		1850.0216	1909.9680			
Extreme (50°C)			1850.0216	1909.9680	36.3	0.019	Yes
Extreme (40°C)			1850.0216	1909.9680	34.7	0.018	Yes
Extreme (30°C)			1850.0216	1909.9680	36.7	0.020	Yes
Extreme (10°C)			1850.0216	1909.9680	33.9	0.018	Yes
Extreme (0°C)			1850.0216	1909.9680	35.6	0.019	Yes
Extreme (-10°C)			1850.0216	1909.9680	40.1	0.021	Yes
Extreme (-20°C)			1850.0216	1909.9680	38.8	0.021	Yes
Extreme (-30°C)			1850.0216	1909.9680	28.5	0.015	Yes
20°C	15%		1850.0216	1909.9680	29.9	0.016	Yes
	-15%		1850.0216	1909.9680	29.8	0.016	Yes
	End Point Voltage		1850.0216	1909.9680	30.1	0.016	Yes

9.4.2. WCDMA

Test Engineer ID:	12482	Test Date:	2/1/2024
-------------------	-------	------------	----------

WCDMA REL 99 BAND 5

Band		5		Frequency Range		Frequency Error Reading (Hz)	Limit	
Condition		824	849	2.5	Within Authorized Frequency Block (Hz)			
Temperature	Voltage	Freq Reading @ Low End (MHz)	Freq Reading @ High End (MHz)					
Normal (20°C)	Normal	824.1381	848.8646					
Extreme (50°C)		824.1381	848.8646	-3.0	-0.004	Yes		
Extreme (40°C)		824.1381	848.8646	-3.0	-0.004	Yes		
Extreme (30°C)		824.1381	848.8646	-2.7	-0.003	Yes		
Extreme (10°C)		824.1381	848.8646	-2.4	-0.003	Yes		
Extreme (0°C)		824.1381	848.8646	3.4	0.004	Yes		
Extreme (-10°C)		824.1381	848.8646	2.7	0.003	Yes		
Extreme (-20°C)		824.1381	848.8646	3.4	0.004	Yes		
Extreme (-30°C)		824.1381	848.8646	4.1	0.005	Yes		
20°C		15%	824.1381	848.8646	2.2	0.003	Yes	
	-15%	824.1381	848.8646	-3.8	-0.005	Yes		
	End Point Voltage	824.1381	848.8646	-3.3	-0.004	Yes		

WCDMA REL 99 BAND 2

Band		2		Frequency Range		Frequency Error Reading (Hz)	Limit	
Condition		1850	1910	2.5	Within Authorized Frequency Block (Hz)			
Temperature	Voltage	Freq Reading @ Low End (MHz)	Freq Reading @ High End (MHz)					
Normal (20°C)	Normal	1850.1394	1909.8711					
Extreme (50°C)		1850.1394	1909.8711	5.0	0.003	Yes		
Extreme (40°C)		1850.1394	1909.8711	5.2	0.003	Yes		
Extreme (30°C)		1850.1394	1909.8711	5.0	0.003	Yes		
Extreme (10°C)		1850.1394	1909.8711	5.8	0.003	Yes		
Extreme (0°C)		1850.1394	1909.8711	7.2	0.004	Yes		
Extreme (-10°C)		1850.1394	1909.8711	8.2	0.004	Yes		
Extreme (-20°C)		1850.1394	1909.8711	7.1	0.004	Yes		
Extreme (-30°C)		1850.1394	1909.8711	7.3	0.004	Yes		
20°C		15%	1850.1394	1909.8711	5.8	0.003	Yes	
	-15%	1850.1394	1909.8711	7.1	0.004	Yes		
	End Point Voltage	1850.1394	1909.8711	6.3	0.003	Yes		

WCDMA REL 99 BAND 4

Band	4	Frequency Range		Frequency Error Reading (Hz)	Limit	
Condition		1710	1755		Frequency Stability (ppm)	Within Authorized Frequency Block (Hz)
Temperature	Voltage	Freq Reading @ Low End (MHz)	Freq Reading @ High End (MHz)			
Normal (20°C)	Normal	1710.1368	1754.8836			
Extreme (50°C)		1710.1368	1754.8836	-6.4	-0.004	Yes
Extreme (40°C)		1710.1368	1754.8836	-7.1	-0.004	Yes
Extreme (30°C)		1710.1368	1754.8836	-6.6	-0.004	Yes
Extreme (10°C)		1710.1368	1754.8836	-4.3	-0.002	Yes
Extreme (0°C)		1710.1368	1754.8836	-4.2	-0.002	Yes
Extreme (-10°C)		1710.1368	1754.8836	-4.4	-0.003	Yes
Extreme (-20°C)		1710.1368	1754.8836	-3.9	-0.002	Yes
Extreme (-30°C)		1710.1368	1754.8836	3.8	0.002	Yes
20°C	15%	1710.1368	1754.8836	-5.2	-0.003	Yes
	-15%	1710.1368	1754.8836	-6.3	-0.004	Yes
	End Point Voltage	1710.1368	1754.8836	-4.8	-0.003	Yes

9.5. PEAK-TO-AVERAGE POWER RATIO

LIMIT

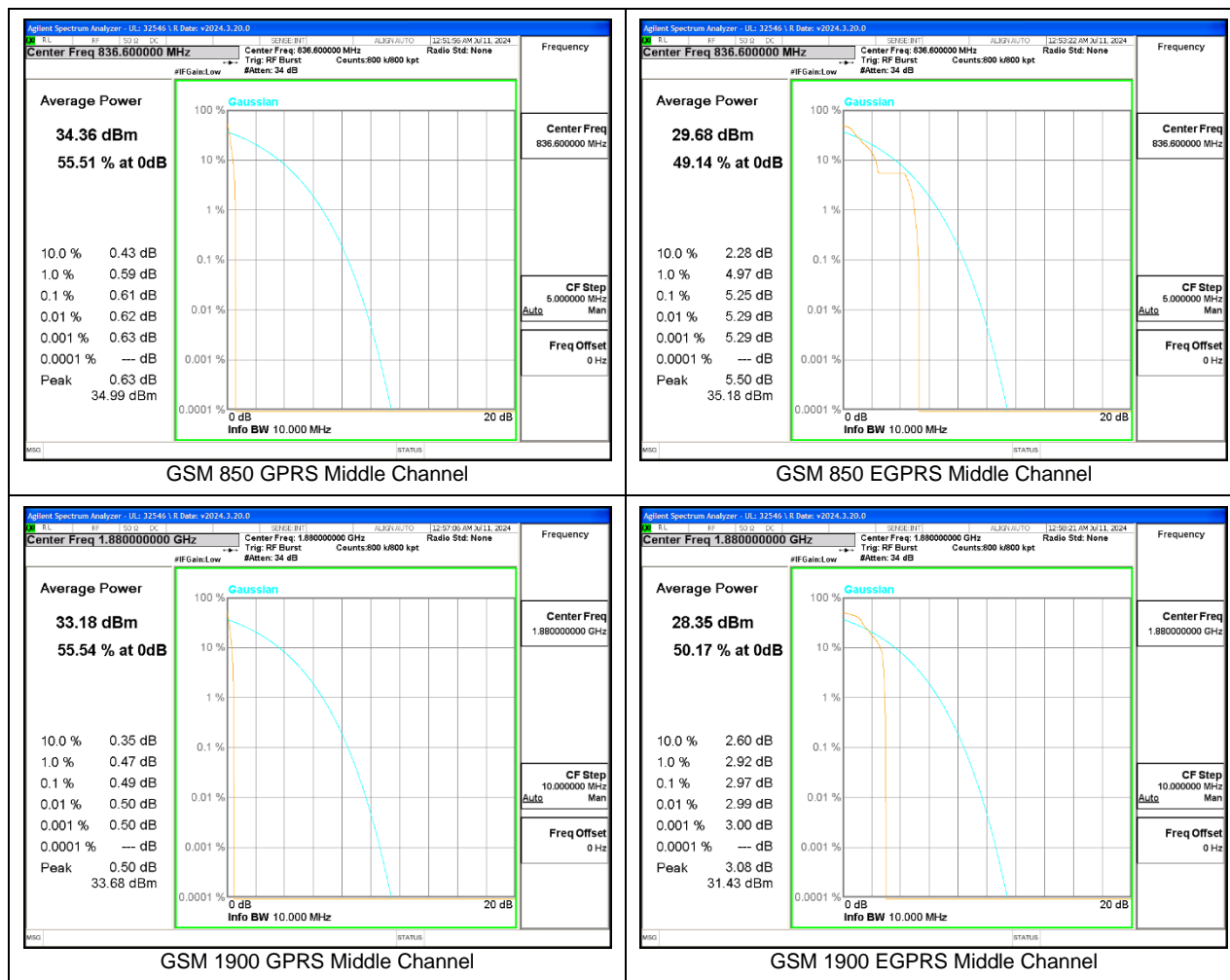
In addition, the peak-to-average power ratio (PAPR) of the transmitter shall not exceed 13 dB for more than 0.1% of the time and shall use a signal corresponding to the highest PAPR during periods of continuous transmission.

RESULTsssss

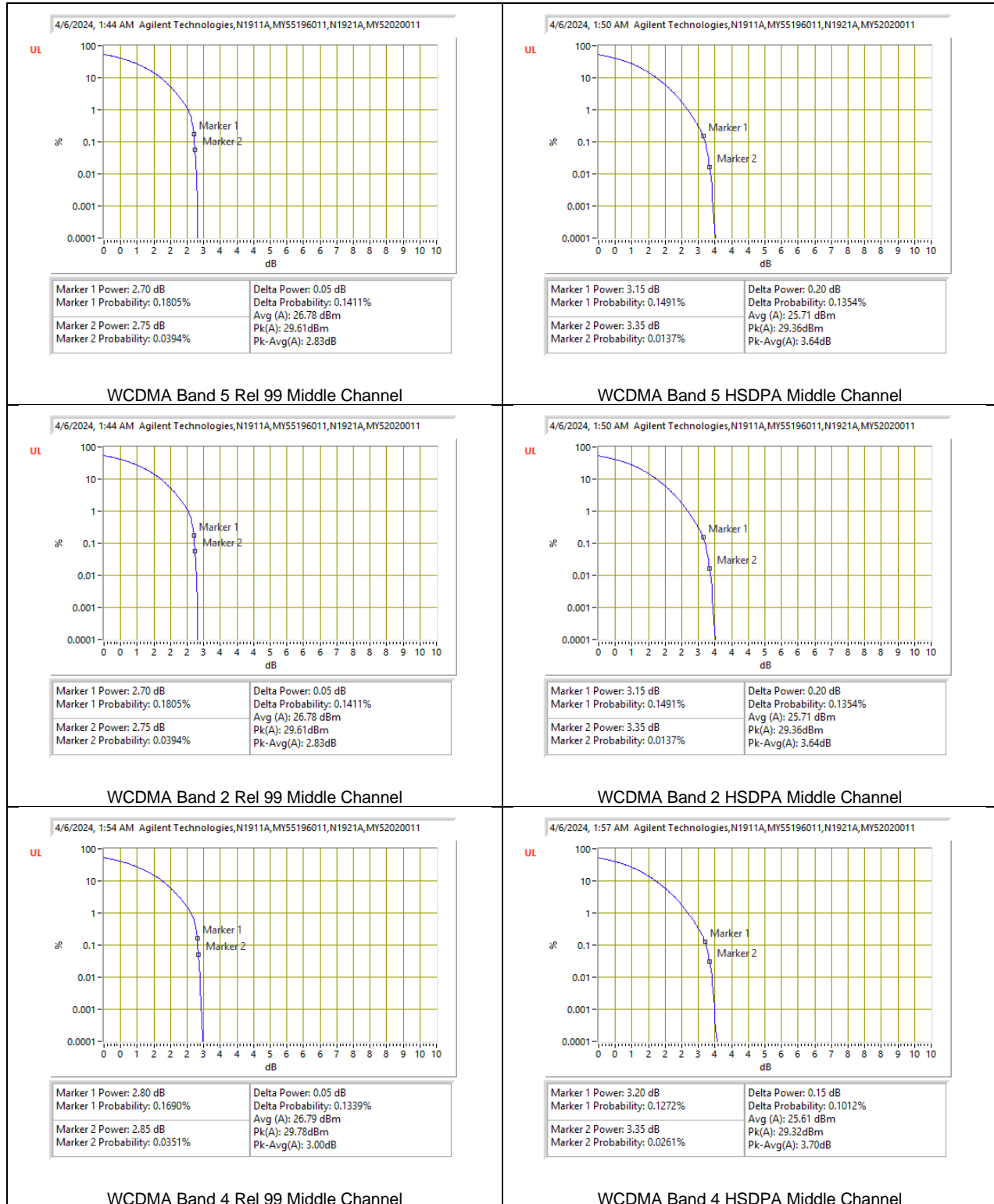
Ant 1 was used to measure as the worst case. The results from all CCDF plots are passed with 13dB peak-to-average power ratio criteria.

Test Engineer ID:	32061	Test Date:	4/20/2023
-------------------	-------	------------	-----------

9.5.1. GSM



9.5.2. WCDMA



10. RADIATED TEST RESULTS

Radiated measurement using the Field Strength Method

Using the test configuration shown in Figure 6 below, we measure the radiated emissions directly from the EUT and convert the measured field strength or received power to ERP or EIRP, as required, for comparison to the applicable limits. As stated in 5.5.1 of ANSI C63.26-2015, the field strength measurement method using a test site validated to the requirements of ANSI C63.4 is an alternative to the substitution measurement method.

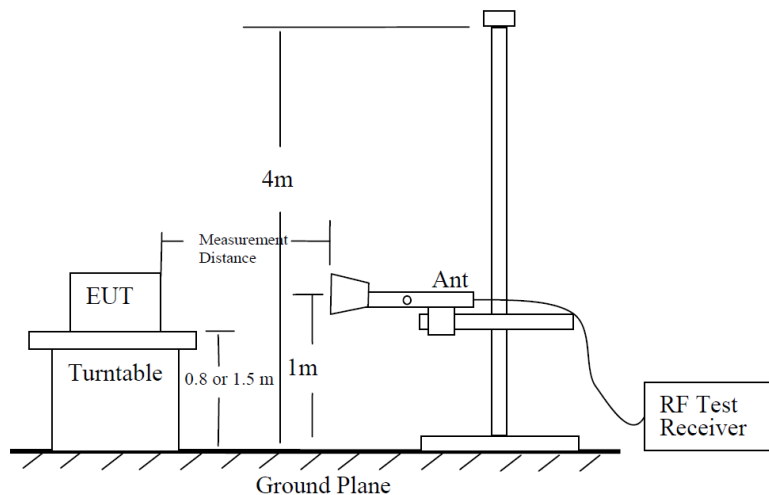


Figure 6—Test site-up for radiated ERP and/or EIRP measurements

Radiated Power Measurement Calculation According to ANSI C63.26-2015

- a) $E \text{ (dB}\mu\text{V/m)} = \text{Measured amplitude level (dB}\mu\text{V)} + \text{Cable Loss (dB)} + \text{Antenna Factor (dB/m)}$.
- b) $E \text{ (dB}\mu\text{V/m)} = \text{Measured amplitude level (dBm)} + 107 + \text{Cable Loss (dB)} + \text{Antenna Factor (dB/m)}$.
- c) $E \text{ (dB}\mu\text{V/m)} = \text{EIRP (dBm)} - 20\log(D) + 104.8$; where D is the measurement distance (in the far field region) in m.
- d) $\text{EIRP (dBm)} = E \text{ (dB}\mu\text{V/m)} + 20\log(D) - 104.8$; where D is the measurement distance (in the far field region) in m.

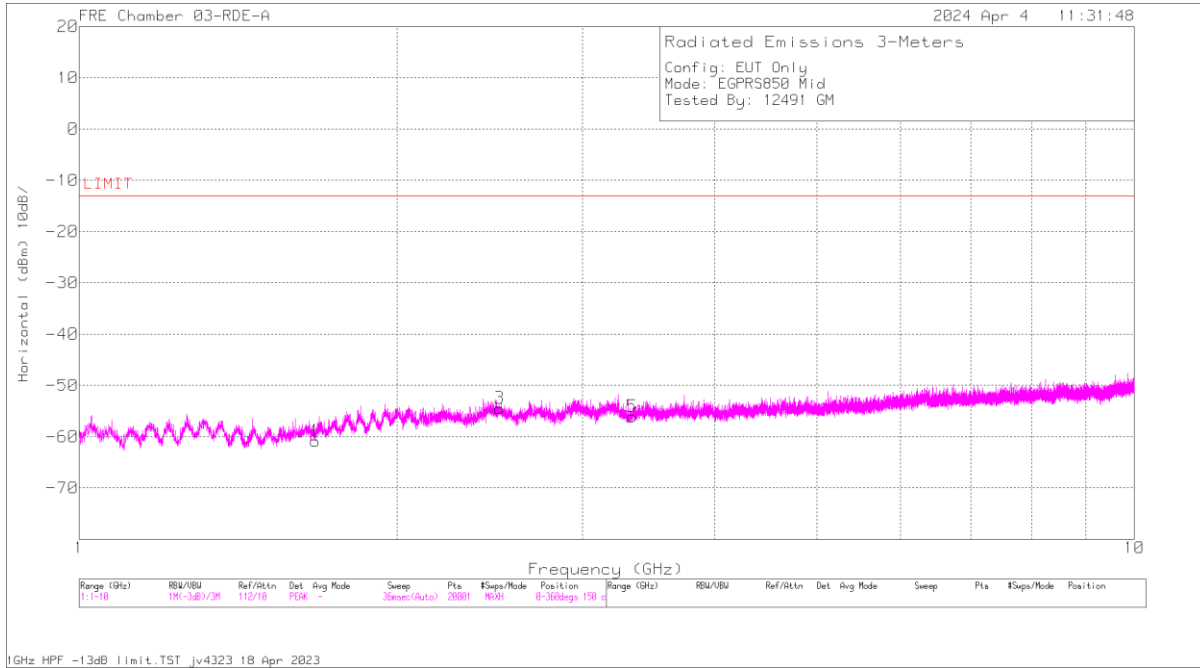
So, from d)

The measuring distance is usually at 3m, then $20 \cdot \log(3) = 9.5424$

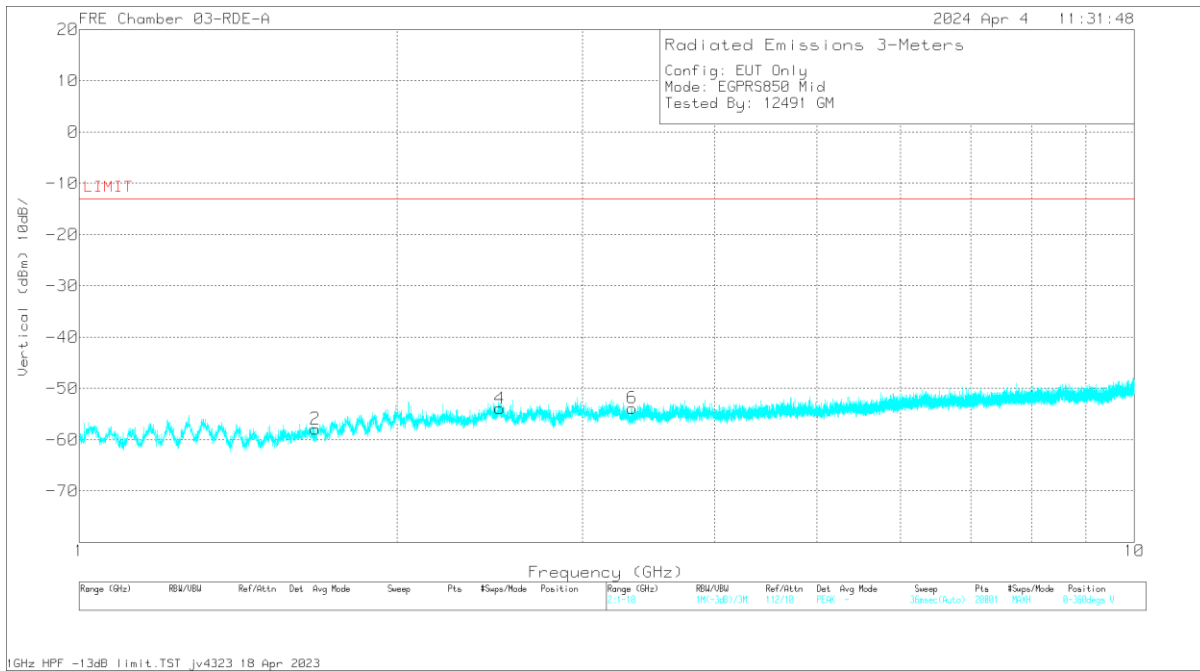
Then, $\text{EIRP (dBm)} = E \text{ (dB}\mu\text{V/m)} + 9.5424 - 104.8 = E \text{ (dB}\mu\text{V/m)} - 95.2576$

Note: Confidence check of each chamber is performed daily to see if any degradation from expected/normal reading reference data. Ambient check of each chamber is performed monthly.

Example Plot



Horizontal Polarity



Vertical Polarity

Trace Markers

Frequency (GHz)	Meter Reading (dBuV)	Det	Horn Antenna ACF(dB)	EIRP CF	Gain/Loss (dB)	Corrected Reading (dBm)	LIMIT	Margin (dB)	Polarity
1.673650	54.85	Pk	29.0	-95.2	-49.50	-60.85	-13	-47.85	H
1.673650	57.79	Pk	29.0	-95.2	-49.50	-57.91	-13	-44.91	V
2.503450	57.15	Pk	32.2	-95.2	-48.61	-54.46	-13	-41.46	H
2.504350	57.69	Pk	32.2	-95.2	-48.59	-53.90	-13	-40.90	V
3.342700	53.39	Pk	32.6	-95.2	-46.87	-56.08	-13	-43.08	H
3.342700	55.64	Pk	32.6	-95.2	-46.87	-53.83	-13	-40.83	V

10.1. FIELD STRENGTH OF SPURIOUS RADIATION, ANT1

RULE PART(S)

FCC: §2.1053, §22.917, §24.238, and §27.53
ISED: RSS132§5.5; RSS133§6.5 and RSS139§5.6

LIMIT

FCC: §22.917(a), §24.238(a), §27.53 (h)

The power of any emission outside of the authorized operating frequency ranges must be attenuated below the transmitting power (P) by a factor of at least $43 + 10 \log(P)$ dB.

RSS132§5.5

Equipment shall meet the unwanted emission limits specified below:

- (i) In the first 1.0 MHz band immediately outside and adjacent to each of the sub-bands specified in Section 5.1, the power of emissions per any 1% of the occupied bandwidth shall be attenuated below the transmitter output power P (dBW) by at least $43 + 10 \log(p)$ dB.
- (ii) After the first 1.0 MHz immediately outside and adjacent to each of the sub-bands, the power of emissions in any 100 kHz bandwidth shall be attenuated below the transmitter output power P (dBW) by at least $43 + 10 \log(p)$ dB. If the measurement is performed using 1% of the occupied bandwidth, power integration over 100 kHz is required.

p is the output power specified in watts.

RSS133§6.5.1

Equipment shall comply with the limits in (i) and (ii) below.

- (i) In the 1.0 MHz bands immediately outside and adjacent to the equipment's operating frequency block, the emission power per any 1% of the emission bandwidth shall be attenuated (in dB) below the transmitter output power P (dBW) by at least $43 + 10 \log_{10}(p(\text{watts}))$.
- (ii) After the first 1.0 MHz, the emission power in any 1 MHz bandwidth shall be attenuated (in dB) below the transmitter output power P (dBW) by at least $43 + 10 \log_{10}(p(\text{watts}))$. If the measurement is performed using 1% of the emission bandwidth, power integration over 1.0 MHz is required.

RSS139§5.6

Unwanted emissions shall be measured in terms of average values.

For all equipment, the TRP or total conducted power (sum of conducted power across all antenna connectors) of the unwanted emissions outside the frequency block or frequency block group shall not exceed the limits shown in table 6.

Table 6: Unwanted emission limits	
Offset from the edge of the frequency block or frequency block group	Unwanted emission limits
≤1 MHz	-13 dBm/(1% of B*)
>1 MHz	-13 dBm/MHz

*B is the frequency block or frequency block group.

TEST PROCEDURE

KDB 971168 D01

RESULTS

10.1.1. GSM 850

GPRS MODE

Project #:	1482489
Date:	2024-07-28
Test Engineer:	106018
Configuration:	EUT Only
Mode:	GPRS 850
Chamber #:	01-RDE-A

Frequency (GHz)	Meter Reading (dBuV)	Det	81886 ACF 3m (dB/m)	HPF 1.2GHz T1737 1-18GHz(dB)	EIRP CF	Gain/Loss (dB)	Corrected Reading (dBm)	LIMIT	Margin (dB)	Polarity
Low Channel, 824.2MHz										
1.648520	49.69	Pk	28.9	.7	-95.2	-27.85	-43.76	-13	-30.76	H
1.655645	39.47	Pk	28.9	.8	-95.2	-27.86	-53.89	-13	-40.89	V
2.447645	38.15	Pk	32.4	.5	-95.2	-26.2	-50.35	-13	-37.35	V
2.450578	38.39	Pk	32.5	.5	-95.2	-26.36	-50.17	-13	-37.17	H
3.299289	36.01	Pk	33	.8	-95.2	-25.00	-50.39	-13	-37.39	V
3.311023	36.45	Pk	32.9	.7	-95.2	-25.10	-50.25	-13	-37.25	H
Mid Channel, 836.6MHz										
1.673367	45.00	Pk	29.1	.7	-95.2	-27.56	-47.96	-13	-34.96	H
1.688400	37.91	Pk	29.3	.7	-95.2	-27.42	-54.71	-13	-41.71	V
2.487245	38.52	Pk	32.5	.5	-95.2	-26.10	-49.78	-13	-36.78	H
2.499467	37.10	Pk	32.5	.6	-95.2	-26.20	-51.20	-13	-38.20	V
3.364800	36.21	Pk	32.8	.6	-95.2	-25.00	-50.59	-13	-37.59	H
3.374089	36.54	Pk	32.8	.6	-95.2	-25.09	-50.35	-13	-37.35	V
High Channel, 848.8MHz										
1.697736	46.58	Pk	29.4	.6	-95.2	-27.6	-46.22	-13	-33.22	H
1.697907	42.00	Pk	29.4	.6	-95.2	-27.6	-50.80	-13	-37.80	V
2.546302	41.45	Pk	32.5	.6	-95.2	-25.9	-46.55	-13	-33.55	H
2.546806	42.17	Pk	32.5	.6	-95.2	-25.9	-45.83	-13	-32.83	V
3.397556	36.13	Pk	32.8	.6	-95.2	-24.74	-50.41	-13	-37.41	V
3.404401	35.65	Pk	32.8	.6	-95.2	-24.7	-50.85	-13	-37.85	H

EGPRS MODE

Project #:	1482489
Date:	2024-07-28
Test Engineer:	106018
Configuration:	EUT Only
Mode:	EGPRS 850
Chamber #:	01-RDE-A

Frequency (GHz)	Meter Reading (dBuV)	Det	81886 ACF 3m (dB/m)	HPF 1.2GHz T1737 1-18GHz(dB)	EIRP CF	Gain/Loss (dB)	Corrected Reading (dBm)	LIMIT	Margin (dB)	Polarity
Low Channel, 824.2MHz										
1.648521	51.25	Pk	28.9	.7	-95.2	-27.85	-42.20	-13	-29.20	H
1.648641	46.68	Pk	28.9	.7	-95.2	-27.86	-46.78	-13	-33.78	V
2.472742	44.92	Pk	32.5	.5	-95.2	-26.20	-43.48	-13	-30.48	H
2.472764	45.06	Pk	32.5	.5	-95.2	-26.20	-43.34	-13	-30.34	V
3.310045	35.82	Pk	32.9	.7	-95.2	-25.10	-50.88	-13	-37.88	V
3.310534	36.17	Pk	32.9	.7	-95.2	-25.10	-50.53	-13	-37.53	H
Mid Channel, 836.6MHz										
1.673131	46.88	Pk	29.1	.7	-95.2	-27.59	-46.11	-13	-33.11	H
1.673198	43.70	Pk	29.1	.7	-95.2	-27.58	-49.28	-13	-36.28	V
2.50962	41.23	Pk	32.5	.7	-95.2	-26.24	-47.01	-13	-34.01	H
2.509671	42.77	Pk	32.5	.7	-95.2	-26.23	-45.46	-13	-32.46	V
3.348178	36.73	Pk	32.8	.5	-95.2	-25.00	-50.17	-13	-37.17	H
3.372623	36.85	Pk	32.8	.6	-95.2	-24.96	-49.91	-13	-36.91	V
High Channel, 848.8MHz										
1.697945	45.80	Pk	29.4	.6	-95.2	-27.60	-47.00	-13	-34.00	H
1.690845	39.13	Pk	29.3	.7	-95.2	-27.57	-53.64	-13	-40.64	V
2.546195	41.61	Pk	32.5	.6	-95.2	-25.90	-46.39	-13	-33.39	V
2.546271	41.42	Pk	32.5	.6	-95.2	-25.90	-46.58	-13	-33.58	H
3.356000	36.32	Pk	32.8	.6	-95.2	-25.00	-50.48	-13	-37.48	H
3.369689	35.81	Pk	32.8	.6	-95.2	-24.96	-50.95	-13	-37.95	V

10.1.2. GSM 1900

GPRS MODE

Project #:	1482489
Date:	2024-04-03
Test Engineer:	24943
Configuration:	EUT Only
Mode:	GPRS 1900
Chamber #:	02-RDE-E

Frequency (MHz)	Meter Reading (dBuV)	Det	206807 ACF (dB/m)	EIRP CF	Gain/Loss (dB)	Corrected Reading (dBm)	LIMIT	Margin (dB)	Polarity
Low Channel, 1850.2MHz									
3.705000	55.41	Pk	33.4	-95.2	-45.91	-52.30	-13	-39.30	H
7.330000	54.53	Pk	35.6	-95.2	-45.05	-50.12	-13	-37.12	H
3.709500	55.48	Pk	33.3	-95.2	-45.90	-52.32	-13	-39.32	V
7.330500	54.12	Pk	35.6	-95.2	-45.08	-50.56	-13	-37.56	V
5.546500	55.19	Pk	34.4	-95.2	-46.53	-52.14	-13	-39.14	V
5.550500	55.84	Pk	34.4	-95.2	-46.53	-51.49	-13	-38.49	H
Mid Channel, 1880MHz									
3.804000	54.59	Pk	33.4	-95.2	-45.57	-52.78	-13	-39.78	H
7.547000	54.38	Pk	35.7	-95.2	-45.17	-50.29	-13	-37.29	H
3.859000	55.07	Pk	33.5	-95.2	-45.71	-52.34	-13	-39.34	V
7.597000	54.71	Pk	35.8	-95.2	-45.25	-49.94	-13	-36.94	V
5.666000	54.88	Pk	34.5	-95.2	-46.46	-52.28	-13	-39.28	V
5.667000	55.73	Pk	34.5	-95.2	-46.44	-51.41	-13	-38.41	H
High Channel, 1909.8MHz									
3.861000	54.05	Pk	33.5	-95.2	-45.82	-53.47	-13	-40.47	H
7.619000	54.25	Pk	35.8	-95.2	-45.28	-50.43	-13	-37.43	H
3.845000	53.73	Pk	33.5	-95.2	-45.74	-53.71	-13	-40.71	V
7.604000	54.01	Pk	35.8	-95.2	-45.2	-50.59	-13	-37.59	V
5.722500	55.29	Pk	34.6	-95.2	-46.41	-51.72	-13	-38.72	V
5.728500	54.92	Pk	34.6	-95.2	-46.37	-52.05	-13	-39.05	H

EGPRS MODE

Project #:	1482489
Date:	2024-04-03
Test Engineer:	24943
Configuration:	EUT Only
Mode:	EGPRS 1900
Chamber #:	02-RDE-E

Frequency (MHz)	Meter Reading (dBuV)	Det	206807 ACF (dB/m)	EIRP CF	Gain/Loss (dB)	Corrected Reading (dBm)	LIMIT	Margin (dB)	Polarity
Low Channel, 1850.2MHz									
3.770500	54.44	Pk	33.3	-95.2	-45.55	-53.01	-13	-40.01	H
7.469000	54.08	Pk	35.7	-95.2	-45.28	-50.70	-13	-37.70	H
3.764000	55.18	Pk	33.3	-95.2	-45.64	-52.36	-13	-39.36	V
7.509500	54.79	Pk	35.7	-95.2	-45.32	-50.03	-13	-37.03	V
5.478500	55.45	Pk	34.4	-95.2	-46.61	-51.96	-13	-38.96	V
5.533000	54.77	Pk	34.4	-95.2	-46.50	-52.53	-13	-39.53	H
Mid Channel, 1880MHz									
3.714500	54.94	Pk	33.3	-95.2	-45.78	-52.74	-13	-39.74	H
7.486000	54.31	Pk	35.7	-95.2	-45.14	-50.33	-13	-37.33	H
3.756000	54.61	Pk	33.3	-95.2	-45.56	-52.85	-13	-39.85	V
7.438500	54.45	Pk	35.6	-95.2	-45.55	-50.70	-13	-37.70	V
5.610500	55.22	Pk	34.5	-95.2	-46.42	-51.90	-13	-38.90	V
5.617500	55.93	Pk	34.5	-95.2	-46.47	-51.24	-13	-38.24	H
High Channel, 1909.8MHz									
3.784500	54.41	Pk	33.4	-95.2	-45.63	-53.02	-13	-40.02	H
7.718000	54.57	Pk	35.9	-95.2	-45.64	-50.37	-13	-37.37	H
3.798500	54.43	Pk	33.4	-95.2	-45.52	-52.89	-13	-39.89	V
7.720000	55.61	Pk	35.9	-95.2	-45.60	-49.29	-13	-36.29	V
5.806500	54.46	Pk	34.8	-95.2	-45.91	-51.85	-13	-38.85	H
5.823500	54.03	Pk	34.8	-95.2	-45.87	-52.24	-13	-39.24	V

10.1.3. WCDMA BAND 5

REL 99 MODE

Project #:	1482489
Date:	2024-03-28
Test Engineer:	12494
Configuration:	EUT Only
Mode:	REL 99 Band 5
Chamber #:	03-RDE-B

Frequency (GHz)	Meter Reading (dBuV)	Det	230300 ACF (dB/m)	EIRP CF	Gain/Loss (dB)	Corrected Reading (dBm)	LIMIT	Margin (dB)	Polarity
Low Channel, 826.4MHz									
1.640350	56.70	Pk	28.2	-95.2	-49.7	-60	-13	-47.00	V
1.649350	55.55	Pk	28.3	-95.2	-49.7	-61.05	-13	-48.05	H
2.482300	56.11	Pk	32.2	-95.2	-50.0	-56.89	-13	-43.89	H
2.482300	57.79	Pk	32.2	-95.2	-50.0	-55.21	-13	-42.21	V
3.300850	55.23	Pk	33.0	-95.2	-48.1	-55.07	-13	-42.07	V
3.305800	55.40	Pk	33.0	-95.2	-48.12	-54.92	-13	-41.92	H
Mid Channel, 836.6MHz									
1.685350	58.51	Pk	28.7	-95.2	-49.7	-57.69	-13	-44.69	H
2.494450	58.39	Pk	32.2	-95.2	-50.0	-54.61	-13	-41.61	H
3.356200	54.71	Pk	33.1	-95.2	-47.5	-54.89	-13	-41.89	H
1.675900	59.01	Pk	28.6	-95.2	-49.8	-57.38	-13	-44.38	V
2.494900	55.89	Pk	32.2	-95.2	-50.0	-57.11	-13	-44.11	V
3.333250	54.93	Pk	33.1	-95.2	-47.7	-54.90	-13	-41.90	V
High Channel, 846.6MHz									
1.692550	56.14	Pk	28.8	-95.2	-49.8	-60.06	-13	-47.06	H
1.692100	56.60	Pk	28.8	-95.2	-49.8	-59.60	-13	-46.60	V
2.542150	57.62	Pk	32.3	-95.2	-50.2	-55.48	-13	-42.48	V
2.551150	57.21	Pk	32.3	-95.2	-50.1	-55.79	-13	-42.79	H
3.389050	54.13	Pk	33.1	-95.2	-47.4	-55.37	-13	-42.37	V
3.389950	53.93	Pk	33.1	-95.2	-47.4	-55.57	-13	-42.57	H

HSDPA MODE

Project #:	1482489
Date:	2024-03-29
Test Engineer:	12491
Configuration:	EUT Only
Mode:	HSDPA Band 5
Chamber #:	03-RDE-B

Frequency (MHz)	Meter Reading (dBuV)	Det	230300 ACF (dB/m)	EIRP CF	Gain/Loss (dB)	Corrected Reading (dBm)	LIMIT	Margin (dB)	Polarity
Low Channel, 826.4MHz									
1.650700	56.96	Pk	28.3	-95.2	-49.7	-59.64	-13	-46.64	V
1.651150	60.84	Pk	28.3	-95.2	-49.7	-55.76	-13	-42.76	H
2.480050	57.83	Pk	32.2	-95.2	-50.0	-55.17	-13	-42.17	H
2.480500	56.23	Pk	32.2	-95.2	-50.0	-56.77	-13	-43.77	V
3.304450	54.69	Pk	33.0	-95.2	-48.2	-55.71	-13	-42.71	H
3.304900	54.56	Pk	33.0	-95.2	-48.2	-55.84	-13	-42.84	V
Mid Channel, 836.6MHz									
1.673200	60.33	Pk	28.6	-95.2	-49.7	-55.97	-13	-42.97	H
3.346750	53.67	Pk	33.1	-95.2	-47.6	-56.06	-13	-43.06	H
1.673200	58.37	Pk	28.6	-95.2	-49.7	-57.93	-13	-44.93	V
2.504350	55.68	Pk	32.2	-95.2	-50.0	-57.32	-13	-44.32	H
2.504350	57.84	Pk	32.2	-95.2	-50.0	-55.16	-13	-42.16	V
3.344500	54.42	Pk	33.1	-95.2	-47.7	-55.38	-13	-42.38	V
High Channel, 846.6MHz									
1.691200	63.57	Pk	28.8	-95.2	-49.8	-52.63	-13	-39.63	H
1.690750	57.16	Pk	28.8	-95.2	-49.8	-59.04	-13	-46.04	V
2.539000	57.12	Pk	32.3	-95.2	-50.2	-55.98	-13	-42.98	H
2.539000	58.27	Pk	32.3	-95.2	-50.2	-54.83	-13	-41.83	V
3.383650	54.93	Pk	33.1	-95.2	-47.57	-54.74	-13	-41.74	H
3.384550	53.75	Pk	33.1	-95.2	-47.6	-55.95	-13	-42.95	V

10.1.4. WCDMA BAND 2

REL 99 MODE

Project #:	1482489
Date:	2024-03-28
Test Engineer:	12491
Configuration:	EUT Only
Mode:	REL 99 Band 2
Chamber #:	03-RDE-B

Frequency (GHz)	Meter Reading (dBuV)	Det	230300 ACF (dB/m)	EIRP CF	Gain/Loss (dB)	Corrected Reading (dBm)	LIMIT	Margin (dB)	Polarity
Low Channel, 1852.4MHz									
3.707000	53.41	Pk	33.5	-95.2	-47.1	-55.39	-13	-42.39	H
7.402500	52.72	Pk	35.9	-95.2	-47.8	-54.38	-13	-41.38	H
3.700500	53.87	Pk	33.5	-95.2	-47.2	-55.03	-13	-42.03	V
7.402500	53.96	Pk	35.9	-95.2	-47.8	-53.14	-13	-40.14	V
5.572000	55.14	Pk	34.4	-95.2	-48.7	-54.36	-13	-41.36	H
5.572500	54.98	Pk	34.4	-95.2	-48.7	-54.52	-13	-41.52	V
Mid Channel, 1880MHz									
3.763500	53.41	Pk	33.6	-95.2	-47.75	-55.94	-13	-42.94	H
7.518000	54.37	Pk	36	-95.2	-48.1	-52.93	-13	-39.93	H
3.744000	53.66	Pk	33.6	-95.2	-47.7	-55.64	-13	-42.64	V
7.4795	53.91	Pk	35.9	-95.2	-48.25	-53.64	-13	-40.64	V
5.6415	55.16	Pk	34.4	-95.2	-48.35	-53.99	-13	-40.99	V
5.6495	54.72	Pk	34.4	-95.2	-48.3	-54.38	-13	-41.38	H
High Channel, 1907.6MHz									
3.809000	55.71	Pk	33.6	-95.2	-47.9	-53.79	-13	-40.79	H
7.662000	54.37	Pk	35.9	-95.2	-47.6	-52.53	-13	-39.53	H
3.805000	55.46	Pk	33.7	-95.2	-47.9	-53.94	-13	-40.94	V
7.635500	53.48	Pk	35.9	-95.2	-47.3	-53.12	-13	-40.12	V
5.728000	55.28	Pk	34.5	-95.2	-48.0	-53.42	-13	-40.42	H
5.757500	54.33	Pk	34.6	-95.2	-48.2	-54.47	-13	-41.47	V

HSDPA MODE

Project #:	1482489
Date:	2024-03-28
Test Engineer:	12491
Configuration:	EUT Only
Mode:	HSDPA Band 2
Chamber #:	03-RDE-B

Frequency (MHz)	Meter Reading (dBuV)	Det	230300 ACF (dB/m)	EIRP CF	Gain/Loss (dB)	Corrected Reading (dBm)	LIMIT	Margin (dB)	Polarity
Low Channel, 1852.4MHz									
3.760500	55.33	Pk	33.6	-95.2	-47.9	-54.12	-13	-41.12	H
7.407500	53.48	Pk	35.9	-95.2	-47.8	-53.62	-13	-40.62	H
3.760500	53.94	Pk	33.6	-95.2	-47.9	-55.51	-13	-42.51	V
7.401500	53.63	Pk	35.9	-95.2	-47.8	-53.47	-13	-40.47	V
5.538000	56.66	Pk	34.4	-95.2	-48.7	-52.84	-13	-39.84	V
5.542500	55.04	Pk	34.4	-95.2	-48.6	-54.36	-13	-41.36	H
Mid Channel, 1880MHz									
3.764500	55.98	Pk	33.6	-95.2	-47.7	-53.32	-13	-40.32	H
7.522500	54.18	Pk	36.0	-95.2	-48.1	-53.07	-13	-40.07	H
3.763000	55.03	Pk	33.6	-95.2	-47.8	-54.37	-13	-41.37	V
7.522000	54.48	Pk	36.0	-95.2	-48.0	-52.72	-13	-39.72	V
5.639500	53.81	Pk	34.4	-95.2	-48.3	-55.29	-13	-42.29	H
3.764500	55.98	Pk	33.6	-95.2	-47.7	-53.32	-13	-40.32	H
High Channel, 1907.6MHz									
3.815500	56.21	Pk	33.6	-95.2	-47.9	-53.24	-13	-40.24	H
7.621500	53.83	Pk	35.9	-95.2	-47.2	-52.67	-13	-39.67	H
3.815500	55.74	Pk	33.6	-95.2	-47.9	-53.71	-13	-40.71	V
7.621500	54.67	Pk	35.9	-95.2	-47.2	-51.83	-13	-38.83	V
5.723500	55.15	Pk	34.5	-95.2	-48.1	-53.60	-13	-40.60	H
5.724500	55.56	Pk	34.5	-95.2	-48.1	-53.19	-13	-40.19	V

10.1.5. WCDMA BAND 4

REL 99 MODE

Project #:	1482489
Date:	2024-03-28
Test Engineer:	12491
Configuration:	EUT Only
Mode:	REL 99 Band 4
Chamber #:	03-RDE-B

Frequency (GHz)	Meter Reading (dBuV)	Det	230300 ACF (dB/m)	EIRP CF	Gain/Loss (dB)	Corrected Reading (dBm)	LIMIT	Margin (dB)	Polarity
Low Channel, 1712.4MHz									
5.137500	55.32	Pk	34.3	-95.2	-49.5	-55.08	-13	-42.08	H
5.135500	54.51	Pk	34.3	-95.2	-49.5	-55.89	-13	-42.89	V
3.413000	53.13	Pk	33.2	-95.2	-47.8	-56.67	-13	-43.67	H
3.416500	54.99	Pk	33.2	-95.2	-47.7	-54.71	-13	-41.71	V
6.844500	54.03	Pk	35.7	-95.2	-47.6	-53.02	-13	-40.02	V
6.846500	53.58	Pk	35.7	-95.2	-47.5	-53.42	-13	-40.42	H
Mid Channel, 1732.6MHz									
3.465000	54.46	Pk	33.2	-95.2	-47.4	-54.94	-13	-41.94	V
3.466000	54.17	Pk	33.2	-95.2	-47.4	-55.23	-13	-42.23	H
5.158500	55.23	Pk	34.3	-95.2	-49.4	-55.02	-13	-42.02	H
5.162000	55.92	Pk	34.3	-95.2	-49.4	-54.38	-13	-41.38	V
6.935500	53.56	Pk	35.7	-95.2	-46.8	-52.74	-13	-39.74	H
6.935500	53.80	Pk	35.7	-95.2	-46.8	-52.50	-13	-39.50	V
High Channel, 1752.6MHz									
3.507000	53.50	Pk	33.3	-95.2	-47.0	-55.40	-13	-42.40	H
3.524500	54.45	Pk	33.3	-95.2	-47.0	-54.45	-13	-41.45	V
5.245000	55.90	Pk	34.4	-95.2	-49.1	-54.00	-13	-41.00	V
5.255500	54.56	Pk	34.4	-95.2	-49.2	-55.44	-13	-42.44	H
7.011500	54.00	Pk	35.8	-95.2	-47.3	-52.70	-13	-39.70	H
7.011500	53.64	Pk	35.8	-95.2	-47.3	-53.06	-13	-40.06	V

HSDPA MODE

Project #:	1482489
Date:	2024-03-28
Test Engineer:	12491
Configuration:	EUT Only
Mode:	HSDPA Band 4
Chamber #:	03-RDE-B

Frequency (GHz)	Meter Reading (dBuV)	Det	230300 ACF (dB) 3mH	EIRP CF	Gain/Loss (dB)	Corrected Reading (dBm)	LIMIT	Margin (dB)	Polarity
Low Channel, 1712.4MHz									
5.135500	56.23	Pk	34.3	-95.2	-49.5	-54.17	-13	-41.17	H
5.135500	55.48	Pk	34.3	-95.2	-49.5	-54.92	-13	-41.92	V
3.428500	54.44	Pk	33.2	-95.2	-47.8	-55.36	-13	-42.36	H
3.429000	53.60	Pk	33.2	-95.2	-47.8	-56.20	-13	-43.20	V
6.840500	54.20	Pk	35.7	-95.2	-47.5	-52.80	-13	-39.80	H
6.842000	54.71	Pk	35.7	-95.2	-47.5	-52.29	-13	-39.29	V
Mid Channel, 1732.6MHz									
3.474500	54.22	Pk	33.2	-95.2	-47.3	-55.08	-13	-42.08	H
3.476000	54.67	Pk	33.2	-95.2	-47.4	-54.73	-13	-41.73	V
5.190500	55.07	Pk	34.4	-95.2	-49.3	-55.03	-13	-42.03	H
5.190500	55.75	Pk	34.4	-95.2	-49.3	-54.35	-13	-41.35	V
6.911500	53.68	Pk	35.7	-95.2	-46.9	-52.72	-13	-39.72	V
6.916500	53.52	Pk	35.7	-95.2	-46.9	-52.88	-13	-39.88	H
High Channel, 1752.6MHz									
3.520500	52.69	Pk	33.3	-95.2	-47.1	-56.26	-13	-43.26	H
3.520500	53.26	Pk	33.3	-95.2	-47.1	-55.69	-13	-42.69	V
5.255000	54.52	Pk	34.4	-95.2	-49.2	-55.48	-13	-42.48	H
5.255000	55.79	Pk	34.4	-95.2	-49.2	-54.21	-13	-41.21	V
7.008500	54.35	Pk	35.8	-95.2	-47.2	-52.25	-13	-39.25	V
7.010500	53.07	Pk	35.8	-95.2	-47.3	-53.63	-13	-40.63	H

10.2. FIELD STRENGTH OF SPURIOUS RADIATION, ANT2

10.2.1. GSM 850

GPRS MODE

Project #:	1482489
Date:	2024-07-29
Test Engineer:	106018
Configuration:	EUT Only
Mode:	GPRS 850
Chamber #:	01-RDE-A

Frequency (GHz)	Meter Reading (dBuV)	Det	81886 ACF 3m (dB/m)	HPF 1.2GHz T1737 1-18GHz(dB)	EIRP CF	Gain/Loss (dB)	Corrected Reading (dBm)	LIMIT	Margin (dB)	Polarity
Low Channel, 824.2MHz										
1.648358	44.80	Pk	28.9	.7	-95.2	-27.84	-48.64	-13	-35.64	H
1.648549	41.77	Pk	28.9	.7	-95.2	-27.85	-51.68	-13	-38.68	V
2.438845	37.70	Pk	32.4	.5	-95.2	-26.12	-50.72	-13	-37.72	H
2.449600	37.32	Pk	32.5	.5	-95.2	-26.26	-51.14	-13	-38.14	V
3.273867	35.57	Pk	33.0	.7	-95.2	-24.81	-50.74	-13	-37.74	H
3.282667	35.68	Pk	33.0	.8	-95.2	-24.80	-50.52	-13	-37.52	V
Mid Channel, 836.6MHz										
1.659067	38.83	Pk	29	.8	-95.2	-27.69	-54.26	-13	-41.26	V
1.673208	44.95	Pk	29.1	.7	-95.2	-27.58	-48.03	-13	-35.03	H
2.530756	37.14	Pk	32.5	.8	-95.2	-25.92	-50.68	-13	-37.68	V
2.539067	37.36	Pk	32.5	.7	-95.2	-25.90	-50.54	-13	-37.54	H
3.332045	36.75	Pk	32.8	.5	-95.2	-25.10	-50.25	-13	-37.25	H
3.334978	36.25	Pk	32.8	.5	-95.2	-25.00	-50.65	-13	-37.65	V
High Channel, 848.8MHz										
1.724578	38.31	Pk	29.6	.7	-95.2	-27.44	-54.03	-13	-41.03	H
1.730933	39.27	Pk	29.7	.7	-95.2	-27.51	-53.04	-13	-40.04	V
2.540045	36.82	Pk	32.5	.7	-95.2	-25.90	-51.08	-13	-38.08	H
2.541023	36.96	Pk	32.5	.7	-95.2	-25.80	-50.84	-13	-37.84	V
3.309556	36.06	Pk	32.9	.7	-95.2	-25.14	-50.68	-13	-37.68	V
3.310045	37.21	Pk	32.9	.7	-95.2	-25.10	-49.49	-13	-36.49	H

EGPRS MODE

Project #:	1482489
Date:	2024-07-29
Test Engineer:	106018
Configuration:	EUT Only
Mode:	EGPRS 850
Chamber #:	01-RDE-A

Frequency (GHz)	Meter Reading (dBuV)	Det	81886 ACF 3m (dB/m)	HPF 1.2GHz T1737 1-18GHz(dB)	EIRP CF	Gain/Loss (dB)	Corrected Reading (dBm)	LIMIT	Margin (dB)	Polarity
Low Channel, 824.2MHz										
1.637556	38.81	Pk	28.8	.7	-95.2	-27.74	-54.63	-13	-41.63	H
1.638045	38.4	Pk	28.8	.7	-95.2	-27.70	-55.00	-13	-42.00	V
2.490667	37.62	Pk	32.5	.6	-95.2	-26.10	-50.58	-13	-37.58	H
2.495556	38.57	Pk	32.5	.6	-95.2	-26.14	-49.67	-13	-36.67	V
3.287556	35.81	Pk	33.0	.9	-95.2	-24.90	-50.39	-13	-37.39	V
3.296845	35.99	Pk	33.0	.8	-95.2	-24.90	-50.31	-13	-37.31	H
Mid Channel, 836.6MHz										
1.672964	41.67	Pk	29.1	.7	-95.2	-27.60	-51.33	-13	-38.33	H
1.678622	37.34	Pk	29.2	.7	-95.2	-27.60	-55.56	-13	-42.56	V
2.509734	37.56	Pk	32.5	.7	-95.2	-26.23	-50.67	-13	-37.67	V
2.521467	37.50	Pk	32.5	.8	-95.2	-26.00	-50.40	-13	-37.40	H
3.370178	35.86	Pk	32.8	.6	-95.2	-24.90	-50.84	-13	-37.84	H
3.378001	35.61	Pk	32.8	.6	-95.2	-24.90	-51.09	-13	-38.09	V
High Channel, 848.8MHz										
1.689378	38.40	Pk	29.3	.7	-95.2	-27.34	-54.14	-13	-41.14	V
1.697783	43.86	Pk	29.4	.6	-95.2	-27.60	-48.94	-13	-35.94	H
2.534178	36.65	Pk	32.5	.7	-95.2	-25.90	-51.25	-13	-38.25	V
2.540045	38.07	Pk	32.5	.7	-95.2	-25.90	-49.83	-13	-36.83	H
3.408312	36.33	Pk	32.8	.5	-95.2	-24.70	-50.27	-13	-37.27	H
3.410267	36.03	Pk	32.8	.5	-95.2	-24.70	-50.57	-13	-37.57	V

10.2.2. GSM 1900

GPRS MODE

Project #:	1482489
Date:	2024-07-28
Test Engineer:	106018
Configuration:	EUT Only
Mode:	GPRS 1900
Chamber #:	01-RDE-A

Frequency (MHz)	Meter Reading (dBUV)	Det	81886 ACF 3m (dB/m)	EIRP CF	Gain/Loss (dB)	Corrected Reading (dBm)	LIMIT	Margin (dB)	Polarity
Low Channel, 1850.2MHz									
3.681563	35.39	Pk	33	-95.2	-24.26	-51.07	-13	-38.07	V
3.694219	35.52	Pk	33	-95.2	-24.08	-50.76	-13	-37.76	H
5.573438	31.82	Pk	34.5	-95.2	-20.34	-49.22	-13	-36.22	H
5.597344	32.03	Pk	34.5	-95.2	-20.10	-48.77	-13	-35.77	V
7.389844	29.67	Pk	35.6	-95.2	-18.00	-47.93	-13	-34.93	V
7.402031	30.54	Pk	35.6	-95.2	-18.10	-47.16	-13	-34.16	H
Mid Channel, 1880MHz									
3.748125	35.12	Pk	33.1	-95.2	-23.60	-50.58	-13	-37.58	V
3.760313	34.69	Pk	33.2	-95.2	-23.70	-51.01	-13	-38.01	H
5.631094	31.47	Pk	34.6	-95.2	-20.09	-49.22	-13	-36.22	H
5.635313	30.96	Pk	34.6	-95.2	-20.00	-49.64	-13	-36.64	V
7.522500	30.91	Pk	35.7	-95.2	-18.10	-46.69	-13	-33.69	H
7.537500	30.29	Pk	35.7	-95.2	-17.75	-46.96	-13	-33.96	V
High Channel, 1909.8MHz									
3.821719	34.57	Pk	33.3	-95.2	-24.17	-51.50	-13	-38.50	H
3.824531	34.62	Pk	33.3	-95.2	-24.10	-51.38	-13	-38.38	V
5.777813	32.92	Pk	34.8	-95.2	-21.40	-48.88	-13	-35.88	H
5.782969	32.43	Pk	34.8	-95.2	-21.40	-49.37	-13	-36.37	V
7.630781	29.60	Pk	35.8	-95.2	-16.80	-46.60	-13	-33.60	V
7.641563	30.80	Pk	35.8	-95.2	-17.00	-45.60	-13	-32.60	H

EGPRS MODE

Project #:	1482489
Date:	2024-07-29
Test Engineer:	106018
Configuration:	EUT Only
Mode:	EGPRS 1900
Chamber #:	01-RDE-A

Frequency (MHz)	Meter Reading (dBuV)	Det	81886 ACF 3m (dB/m)	EIRP CF	Gain/Loss (dB)	Corrected Reading (dBm)	LIMIT	Margin (dB)	Polarity
Low Channel, 1850.2MHz									
3.688125	35.62	Pk	33.0	-95.2	-24.21	-50.79	-13	-37.79	V
3.707344	35.03	Pk	33.0	-95.2	-23.87	-51.04	-13	-38.04	H
5.570625	31.71	Pk	34.5	-95.2	-20.40	-49.39	-13	-36.39	V
5.586094	32.99	Pk	34.5	-95.2	-20.19	-47.90	-13	-34.90	H
7.417500	30.35	Pk	35.6	-95.2	-18.40	-47.65	-13	-34.65	V
7.443281	31.19	Pk	35.6	-95.2	-18.70	-47.11	-13	-34.11	H
Mid Channel, 1880MHz									
3.746719	35.17	Pk	33.1	-95.2	-23.47	-50.40	-13	-37.40	V
3.782344	35.49	Pk	33.2	-95.2	-23.80	-50.31	-13	-37.31	H
5.625469	31.53	Pk	34.5	-95.2	-20.15	-49.32	-13	-36.32	H
5.635313	31.77	Pk	34.6	-95.2	-20.00	-48.83	-13	-35.83	V
7.509375	30.44	Pk	35.7	-95.2	-18.20	-47.26	-13	-34.26	V
7.514531	30.20	Pk	35.7	-95.2	-18.15	-47.45	-13	-34.45	H
High Channel, 1909.8MHz									
3.843281	35.22	Pk	33.3	-95.2	-24.00	-50.68	-13	-37.68	H
3.847031	35.24	Pk	33.3	-95.2	-23.90	-50.56	-13	-37.56	V
5.717813	32.72	Pk	34.6	-95.2	-21.40	-49.28	-13	-36.28	V
5.719219	32.89	Pk	34.6	-95.2	-21.42	-49.13	-13	-36.13	H
7.653750	30.60	Pk	35.8	-95.2	-17.18	-45.98	-13	-32.98	H
7.660781	30.37	Pk	35.8	-95.2	-17.20	-46.23	-13	-33.23	V

10.2.3. WCDMA BAND 5

REL 99 MODE

Project #:	14981484
Date:	2024-04-01
Test Engineer:	12491
Configuration:	EUT Only
Mode:	REL 99 Band 5
Chamber #:	02-RDE-E

Frequency (GHz)	Meter Reading (dBuV)	Det	230300 ACF (dB/m)	EIRP CF	Gain/Loss (dB)	Corrected Reading (dBm)	LIMIT	Margin (dB)	Polarity
Low Channel, 826.4MHz									
1.653400	57.37	Pk	28.3	-95.2	-49.7	-59.23	-13	-46.23	V
1.653850	56.90	Pk	28.3	-95.2	-49.7	-59.70	-13	-46.70	H
2.474650	55.64	Pk	32.3	-95.2	-49.9	-57.16	-13	-44.16	V
2.475100	57.03	Pk	32.3	-95.2	-49.91	-55.78	-13	-42.78	H
3.305350	55.02	Pk	33	-95.2	-48.17	-55.35	-13	-42.35	H
3.305350	56.29	Pk	33	-95.2	-48.17	-54.08	-13	-41.08	V
Mid Channel, 836.6MHz									
1.672750	57.29	Pk	28.5	-95.2	-49.7	-59.11	-13	-46.11	H
3.356200	54.51	Pk	33.1	-95.2	-47.5	-55.09	-13	-42.09	H
1.672300	58.26	Pk	28.5	-95.2	-49.7	-58.14	-13	-45.14	V
3.356200	57.62	Pk	33.1	-95.2	-47.5	-51.98	-13	-38.98	V
2.556100	61.01	Pk	32.3	-95.2	-50.2	-52.09	-13	-39.09	V
2.556550	58.00	Pk	32.3	-95.2	-50.2	-55.10	-13	-42.10	H
High Channel, 846.6MHz									
1.691200	62.18	Pk	28.8	-95.2	-49.8	-54.02	-13	-41.02	H
1.691650	57.71	Pk	28.8	-95.2	-49.8	-58.49	-13	-45.49	V
2.539900	57.64	Pk	32.3	-95.2	-50.2	-55.46	-13	-42.46	H
2.539900	57.58	Pk	32.3	-95.2	-50.2	-55.52	-13	-42.52	V
3.384100	54.64	Pk	33.1	-95.2	-47.6	-55.06	-13	-42.06	H
3.384100	53.45	Pk	33.1	-95.2	-47.6	-56.25	-13	-43.25	V

HSDPA MODE

Project #:	1482489
Date:	2024-03-29
Test Engineer:	45258
Configuration:	EUT Only
Mode:	HSDPA Band 5
Chamber #:	03-RDE-B

Frequency (MHz)	Meter Reading (dBuV)	Det	230300 ACF (dB/m)	EIRP CF	Gain/Loss (dB)	Corrected Reading (dBm)	LIMIT	Margin (dB)	Polarity
Low Channel, 826.4MHz									
1.653850	57.40	Pk	28.3	-95.2	-49.7	-59.20	-13	-46.20	H
1.653850	58.22	Pk	28.3	-95.2	-49.7	-58.38	-13	-45.38	V
2.478250	57.26	Pk	32.2	-95.2	-50.0	-55.74	-13	-42.74	H
2.478250	57.79	Pk	32.2	-95.2	-50.0	-55.21	-13	-42.21	V
3.329650	56.95	Pk	33.0	-95.2	-47.8	-53.09	-13	-40.09	V
3.330550	55.75	Pk	33.1	-95.2	-47.8	-54.15	-13	-41.15	H
Mid Channel, 836.6MHz									
1.674550	57.49	Pk	28.6	-95.2	-49.70	-58.81	-13	-45.81	H
3.346750	54.75	Pk	33.1	-95.2	-47.63	-54.98	-13	-41.98	H
1.673650	58.56	Pk	28.6	-95.2	-49.70	-57.74	-13	-44.74	V
3.346750	54.66	Pk	33.1	-95.2	-47.63	-55.07	-13	-42.07	V
2.508400	56.51	Pk	32.2	-95.2	-50.04	-56.53	-13	-43.53	H
2.512450	56.64	Pk	32.2	-95.2	-50.10	-56.46	-13	-43.46	V
High Channel, 846.6MHz									
1.695700	61.77	Pk	28.8	-95.2	-49.8	-54.43	-13	-41.43	H
1.692100	57.68	Pk	28.8	-95.2	-49.8	-58.52	-13	-45.52	V
2.539900	57.02	Pk	32.3	-95.2	-50.2	-56.08	-13	-43.08	V
2.540350	58.12	Pk	32.3	-95.2	-50.2	-54.98	-13	-41.98	H
3.383650	54.03	Pk	33.1	-95.2	-47.57	-55.64	-13	-42.64	V
3.384550	54.10	Pk	33.1	-95.2	-47.6	-55.60	-13	-42.60	H

10.2.4. WCDMA BAND 2

REL 99 MODE

Project #:	1482489
Date:	2024-03-22
Test Engineer:	12491
Configuration:	EUT Only
Mode:	REL 99 Band 2
Chamber #:	03-RDE-B

Frequency (GHz)	Meter Reading (dBuV)	Det	230300 ACF (dB/m)	EIRP CF	Gain/Loss (dB)	Corrected Reading (dBm)	LIMIT	Margin (dB)	Polarity
Low Channel, 1852.4MHz									
3.742500	53.52	Pk	33.6	-95.2	-47.6	-55.68	-13	-42.68	H
7.427000	54.18	Pk	35.9	-95.2	-47.8	-52.92	-13	-39.92	H
3.742500	53.19	Pk	33.6	-95.2	-47.6	-56.01	-13	-43.01	V
7.421500	53.57	Pk	35.9	-95.2	-47.9	-53.63	-13	-40.63	V
5.553000	54.55	Pk	34.4	-95.2	-48.6	-54.85	-13	-41.85	H
5.553000	54.36	Pk	34.4	-95.2	-48.6	-55.04	-13	-42.04	V
Mid Channel, 1880MHz									
3.762000	57.04	Pk	33.6	-95.2	-47.8	-52.36	-13	-39.36	H
7.529000	53.85	Pk	36.0	-95.2	-48.0	-53.35	-13	-40.35	H
3.761500	53.93	Pk	33.6	-95.2	-47.8	-55.47	-13	-42.47	V
7.528500	53.47	Pk	36.0	-95.2	-48.0	-53.73	-13	-40.73	V
5.640000	53.99	Pk	34.4	-95.2	-48.3	-55.11	-13	-42.11	H
5.640500	55.42	Pk	34.4	-95.2	-48.3	-53.68	-13	-40.68	V
High Channel, 1907.6MHz									
3.816750	55.75	Pk	33.6	-95.2	-47.9	-53.75	-13	-40.75	H
7.631000	54.00	Pk	35.9	-95.2	-47.3	-52.60	-13	-39.60	H
3.816500	54.73	Pk	33.6	-95.2	-47.9	-54.77	-13	-41.77	V
7.631000	53.79	Pk	35.9	-95.2	-47.3	-52.81	-13	-39.81	V
5.718000	53.84	Pk	34.5	-95.2	-48.0	-54.86	-13	-41.86	H
5.718000	54.14	Pk	34.5	-95.2	-48.0	-54.56	-13	-41.56	V

HSDPA MODE

Project #:	1482489
Date:	2024-03-29
Test Engineer:	12491
Configuration:	EUT Only
Mode:	HSDPA Band 2
Chamber #:	03-RDE-B

Frequency (GHz)	Meter Reading (dBuV)	Det	230300 ACF (dB)	EIRP CF	Gain/Loss (dB)	Corrected Reading (dBm)	LIMIT	Margin (dB)	Polarity
Low Channel, 1852.4MHz									
3.705500	54.73	Pk	33.5	-95.2	-47.2	-54.17	-13	-41.17	H
7.411000	54.46	Pk	35.9	-95.2	-47.9	-52.74	-13	-39.74	H
3.705000	53.46	Pk	33.5	-95.2	-47.2	-55.44	-13	-42.44	V
7.409500	53.73	Pk	35.9	-95.2	-47.8	-53.37	-13	-40.37	V
5.554000	55.85	Pk	34.4	-95.2	-48.6	-53.55	-13	-40.55	H
5.554000	54.96	Pk	34.4	-95.2	-48.6	-54.44	-13	-41.44	V
Mid Channel, 1880MHz									
3.704500	53.63	Pk	33.5	-95.2	-47.2	-55.27	-13	-42.27	H
7.405500	53.17	Pk	35.9	-95.2	-47.8	-53.98	-13	-40.98	H
3.704500	53.49	Pk	33.5	-95.2	-47.2	-55.41	-13	-42.41	V
7.405500	53.26	Pk	35.9	-95.2	-47.9	-53.89	-13	-40.89	V
5.553000	54.19	Pk	34.4	-95.2	-48.6	-55.21	-13	-42.21	H
5.553000	56.63	Pk	34.4	-95.2	-48.6	-52.77	-13	-39.77	V
High Channel, 1907.6MHz									
3.815500	54.95	Pk	33.6	-95.2	-47.85	-54.50	-13	-41.50	H
7.630500	55.02	Pk	35.9	-95.2	-47.35	-51.63	-13	-38.63	H
3.814500	54.44	Pk	33.6	-95.2	-47.8	-54.96	-13	-41.96	V
7.630500	54.32	Pk	35.9	-95.2	-47.4	-52.33	-13	-39.33	V
5.773000	54.28	Pk	34.6	-95.2	-48.1	-54.42	-13	-41.42	H
5.773000	55.21	Pk	34.6	-95.2	-48.1	-53.49	-13	-40.49	V

10.2.5. WCDMA BAND 4

REL 99 MODE

Project #:	1482489
Date:	2024-04-01
Test Engineer:	12491
Configuration:	EUT Only
Mode:	REL 99 Band 4
Chamber #:	03-RDE-B

Frequency (GHz)	Meter Reading (dBuV)	Det	230300 ACF (dB/m)	EIRP CF	Gain/Loss (dB)	Corrected Reading (dBm)	LIMIT	Margin (dB)	Polarity
Low Channel, 1712.4MHz									
3.428000	55.68	Pk	33.2	-95.2	-47.8	-54.12	-13	-41.12	H
3.428500	53.54	Pk	33.2	-95.2	-47.8	-56.26	-13	-43.26	V
5.163500	56.14	Pk	34.3	-95.2	-49.4	-54.16	-13	-41.16	V
5.164000	55.23	Pk	34.3	-95.2	-49.4	-55.07	-13	-42.07	H
6.850000	52.33	Pk	35.7	-95.2	-47.4	-54.57	-13	-41.57	V
6.857500	53.31	Pk	35.7	-95.2	-47.5	-53.69	-13	-40.69	H
Mid Channel, 1732.6MHz									
3.461500	54.26	Pk	33.2	-95.2	-47.5	-55.24	-13	-42.24	H
3.461500	55.28	Pk	33.2	-95.2	-47.5	-54.22	-13	-41.22	V
5.194500	59.89	Pk	34.4	-95.2	-49.3	-50.21	-13	-37.21	V
5.195500	56.76	Pk	34.4	-95.2	-49.3	-53.34	-13	-40.34	H
6.923000	52.95	Pk	35.7	-95.2	-46.9	-53.45	-13	-40.45	H
6.924000	56.36	Pk	35.7	-95.2	-46.9	-50.04	-13	-37.04	V
High Channel, 1752.6MHz									
3.504000	52.73	Pk	33.2	-95.2	-47.1	-56.37	-13	-43.37	H
3.503000	52.98	Pk	33.2	-95.2	-47.2	-56.22	-13	-43.22	V
5.255500	54.23	Pk	34.4	-95.2	-49.2	-55.77	-13	-42.77	H
5.255500	54.44	Pk	34.4	-95.2	-49.2	-55.56	-13	-42.56	V
7.083500	55.33	Pk	35.8	-95.2	-47.8	-51.87	-13	-38.87	V
7.084000	57.21	Pk	35.8	-95.2	-47.8	-49.99	-13	-36.99	H

HSDPA MODE

Project #:	1482489
Date:	2024-03-29
Test Engineer:	12491
Configuration:	EUT Only
Mode:	HSDPA Band 4
Chamber #:	03-RDE-B

Frequency (GHz)	Meter Reading (dBuV)	Det	230300 ACF (dB)	EIRP CF	Gain/Loss (dB)	Corrected Reading (dBm)	LIMIT	Margin (dB)	Polarity
Low Channel, 1712.4MHz									
* 5.138500	56.58	Pk	34.3	-95.2	-49.5	-53.77	-13	-40.77	H
* 5.140000	58.98	Pk	34.3	-95.2	-49.4	-51.32	-13	-38.32	V
3.420500	54.34	Pk	33.2	-95.2	-47.8	-55.46	-13	-42.46	V
3.423500	55.92	Pk	33.2	-95.2	-47.8	-53.83	-13	-40.83	H
6.846000	53.49	Pk	35.7	-95.2	-47.5	-53.51	-13	-40.51	V
6.847000	55.01	Pk	35.7	-95.2	-47.5	-51.99	-13	-38.99	H
Mid Channel, 1732.6MHz									
3.469500	55.66	Pk	33.2	-95.2	-47.4	-53.74	-13	-40.74	H
3.470000	57.65	Pk	33.2	-95.2	-47.4	-51.75	-13	-38.75	V
5.193500	58.76	Pk	34.4	-95.2	-49.3	-51.34	-13	-38.34	H
5.201000	64.46	Pk	34.4	-95.2	-49.2	-45.54	-13	-32.54	V
6.928000	53.56	Pk	35.7	-95.2	-46.9	-52.84	-13	-39.84	V
6.928500	53.95	Pk	35.7	-95.2	-46.9	-52.45	-13	-39.45	H
High Channel, 1752.6MHz									
3.468000	53.66	Pk	33.2	-95.2	-47.5	-55.84	-13	-42.84	H
3.468500	54.46	Pk	33.2	-95.2	-47.5	-54.99	-13	-41.99	V
5.254000	57.84	Pk	34.4	-95.2	-49.1	-52.06	-13	-39.06	H
5.254000	66.16	Pk	34.4	-95.2	-49.1	-43.74	-13	-30.74	V
7.010500	52.50	Pk	35.8	-95.2	-47.3	-54.20	-13	-41.20	V
7.011000	53.15	Pk	35.8	-95.2	-47.3	-53.55	-13	-40.55	H

10.3. FIELD STRENGTH OF SPURIOUS RADIATION, ANT3

10.3.1. GSM 1900

GPRS MODE

Project #:	1482489
Date:	2024-04-09
Test Engineer:	24943
Configuration:	EUT Only
Mode:	GPRS 1900
Chamber #:	02-RDE-E

Frequency (MHz)	Meter Reading (dBuV)	Det	206807 ACF (dB/m)	EIRP CF	Gain/Loss (dB)	Corrected Reading (dBm)	LIMIT	Margin (dB)	Polarity
Low Channel, 1850.2MHz									
3.760500	55.09	Pk	33.3	-95.2	-45.62	-52.43	-13	-39.43	H
7.436500	54.60	Pk	35.6	-95.2	-45.62	-50.62	-13	-37.62	H
3.758500	54.29	Pk	33.3	-95.2	-45.59	-53.20	-13	-40.20	V
7.452000	54.33	Pk	35.6	-95.2	-45.35	-50.62	-13	-37.62	V
5.591500	55.33	Pk	34.5	-95.2	-46.56	-51.93	-13	-38.93	H
5.597500	55.01	Pk	34.5	-95.2	-46.52	-52.21	-13	-39.21	V
Mid Channel, 1880MHz									
3.710000	54.72	Pk	33.3	-95.2	-45.9	-53.08	-13	-40.08	H
7.519500	53.61	Pk	35.7	-95.2	-45.20	-51.09	-13	-38.09	H
3.707500	54.70	Pk	33.4	-95.2	-45.91	-53.01	-13	-40.01	V
7.557000	54.25	Pk	35.7	-95.2	-45.31	-50.56	-13	-37.56	V
5.569000	56.10	Pk	34.4	-95.2	-46.60	-51.30	-13	-38.30	H
5.639500	55.69	Pk	34.5	-95.2	-46.55	-51.56	-13	-38.56	V
High Channel, 1909.8MHz									
3.834500	54.47	Pk	33.5	-95.2	-45.80	-53.03	-13	-40.03	H
7.741000	55.31	Pk	35.9	-95.2	-45.65	-49.64	-13	-36.64	H
3.835000	54.83	Pk	33.5	-95.2	-45.82	-52.69	-13	-39.69	V
7.487000	54.21	Pk	35.7	-95.2	-45.12	-50.41	-13	-37.41	V
5.646500	55.26	Pk	34.5	-95.2	-46.58	-52.02	-13	-39.02	V
5.650000	55.30	Pk	34.5	-95.2	-46.52	-51.92	-13	-38.92	H

EGPRS MODE

Project #:	1482489
Date:	2024-03-09
Test Engineer:	24943
Configuration:	EUT Only
Mode:	EGPRS 1900
Chamber #:	02-RDE-E

Frequency (MHz)	Meter Reading (dBuV)	Det	206807 ACF (dB/m)	EIRP CF	Gain/Loss (dB)	Corrected Reading (dBm)	LIMIT	Margin (dB)	Polarity
Low Channel, 1850.2MHz									
3.681000	54.27	Pk	33.5	-95.2	-46.03	-53.46	-13	-40.46	H
7.355500	53.95	Pk	35.6	-95.2	-45.43	-51.08	-13	-38.08	H
3.663000	54.75	Pk	33.4	-95.2	-46.08	-53.13	-13	-40.13	V
7.281000	53.04	Pk	35.6	-95.2	-44.57	-51.13	-13	-38.13	V
5.533500	54.91	Pk	34.4	-95.2	-46.51	-52.40	-13	-39.40	H
5.557000	55.49	Pk	34.4	-95.2	-46.65	-51.96	-13	-38.96	V
Mid Channel, 1880MHz									
3.696000	55.04	Pk	33.5	-95.2	-45.90	-52.56	-13	-39.56	H
7.599000	54.62	Pk	35.8	-95.2	-45.28	-50.06	-13	-37.06	H
3.675500	54.37	Pk	33.4	-95.2	-46.04	-53.47	-13	-40.47	V
7.563000	54.78	Pk	35.7	-95.2	-45.41	-50.13	-13	-37.13	V
5.642000	54.67	Pk	34.5	-95.2	-46.53	-52.56	-13	-39.56	H
5.692500	55.25	Pk	34.6	-95.2	-46.42	-51.77	-13	-38.77	V
High Channel, 1909.8MHz									
3.782500	54.78	Pk	33.4	-95.2	-45.67	-52.69	-13	-39.69	H
7.623000	55.38	Pk	35.8	-95.2	-45.25	-49.27	-13	-36.27	H
3.859500	55.52	Pk	33.5	-95.2	-45.73	-51.91	-13	-38.91	V
7.438000	55.26	Pk	35.6	-95.2	-45.57	-49.91	-13	-36.91	V
5.556500	57.05	Pk	34.4	-95.2	-46.64	-50.39	-13	-37.39	V
5.767500	55.15	Pk	34.7	-95.2	-46.19	-51.54	-13	-38.54	H

10.3.2. WCDMA BAND 2

REL 99 MODE

Project #:	1482489
Date:	2024-04-01
Test Engineer:	12491
Configuration:	EUT Only
Mode:	REL 99 Band 2
Chamber #:	03-RDE-B

Frequency (GHz)	Meter Reading (dBuV)	Det	230300 ACF (dB/m)	EIRP CF	Gain/Loss (dB)	Corrected Reading (dBm)	LIMIT	Margin (dB)	Polarity
Low Channel, 1852.4MHz									
3.708000	53.79	Pk	33.5	-95.2	-47.2	-55.11	-13	-42.11	H
7.407000	55.70	Pk	35.9	-95.2	-47.8	-51.40	-13	-38.40	H
3.708000	54.17	Pk	33.5	-95.2	-47.2	-54.73	-13	-41.73	V
7.406500	54.03	Pk	35.9	-95.2	-47.9	-53.12	-13	-40.12	V
5.551500	54.62	Pk	34.4	-95.2	-48.6	-54.78	-13	-41.78	H
5.551500	54.96	Pk	34.4	-95.2	-48.6	-54.44	-13	-41.44	V
Mid Channel, 1880MHz									
3.761500	54.02	Pk	33.6	-95.2	-47.8	-55.38	-13	-42.38	H
7.526000	55.07	Pk	36.0	-95.2	-48.1	-52.23	-13	-39.23	H
3.761500	55.10	Pk	33.6	-95.2	-47.8	-54.30	-13	-41.30	V
7.524000	53.42	Pk	36	-95.2	-48.1	-53.88	-13	-40.88	V
5.647500	54.23	Pk	34.4	-95.2	-48.3	-54.87	-13	-41.87	H
5.647500	52.95	Pk	34.4	-95.2	-48.3	-56.15	-13	-43.15	V
High Channel, 1907.6MHz									
3.812500	54.98	Pk	33.6	-95.2	-47.75	-54.37	-13	-41.37	H
7.634500	54.54	Pk	35.9	-95.2	-47.3	-52.06	-13	-39.06	H
3.812500	55.90	Pk	33.6	-95.2	-47.8	-53.45	-13	-40.45	V
7.635500	53.27	Pk	35.9	-95.2	-47.3	-53.33	-13	-40.33	V
5.718000	55.04	Pk	34.5	-95.2	-48.0	-53.66	-13	-40.66	V
5.728000	53.44	Pk	34.5	-95.2	-48.0	-55.26	-13	-42.26	H

HSDPA MODE

Project #:	1482489
Date:	2024-04-03
Test Engineer:	12491
Configuration:	EUT Only
Mode:	HSDPA Band 2
Chamber #:	03-RDE-B

Frequency (GHz)	Meter Reading (dBuV)	Det	230300 ACF (dB)	EIRP CF	Gain/Loss (dB)	Corrected Reading (dBm)	LIMIT	Margin (dB)	Polarity
Low Channel, 1852.4MHz									
3.706000	52.9	Pk	33.5	-95.2	-47.2	-56.00	-13	-43.00	H
7.403000	55.07	Pk	35.9	-95.2	-47.8	-52.03	-13	-39.03	H
3.706000	54.04	Pk	33.5	-95.2	-47.2	-54.86	-13	-41.86	V
7.404000	54.45	Pk	35.9	-95.2	-47.8	-52.65	-13	-39.65	V
5.559000	53.53	Pk	34.4	-95.2	-48.6	-55.87	-13	-42.87	V
5.559500	54.08	Pk	34.4	-95.2	-48.7	-55.37	-13	-42.37	H
Mid Channel, 1880MHz									
3.750500	52.59	Pk	33.6	-95.2	-47.7	-56.71	-13	-43.71	H
7.533500	55.13	Pk	36.0	-95.2	-47.9	-51.97	-13	-38.97	H
3.750500	53.47	Pk	33.6	-95.2	-47.7	-55.83	-13	-42.83	V
7.535000	55.64	Pk	36.0	-95.2	-47.9	-51.46	-13	-38.46	V
5.638000	55.75	Pk	34.4	-95.2	-48.4	-53.45	-13	-40.45	V
5.638500	55.18	Pk	34.4	-95.2	-48.4	-53.97	-13	-40.97	H
High Channel, 1907.6MHz									
3.815000	55.09	Pk	33.6	-95.2	-47.8	-54.31	-13	-41.31	H
7.637000	54.29	Pk	35.9	-95.2	-47.3	-52.31	-13	-39.31	H
3.814000	55.60	Pk	33.6	-95.2	-47.8	-53.80	-13	-40.80	V
7.637000	54.13	Pk	35.9	-95.2	-47.3	-52.47	-13	-39.47	V
5.723500	55.78	Pk	34.5	-95.2	-48.1	-52.97	-13	-39.97	H
5.724500	56.93	Pk	34.5	-95.2	-48.1	-51.82	-13	-38.82	V

10.3.3. WCDMA BAND 4

REL 99 MODE

Project #:	1482489
Date:	2024-04-02
Test Engineer:	12491
Configuration:	EUT Only
Mode:	REL 99 Band
Chamber #:	03-RDE-B

Frequency (GHz)	Meter Reading (dBuV)	Det	230300 ACF (dB/m)	EIRP CF	Gain/Loss (dB)	Corrected Reading (dBm)	LIMIT	Margin (dB)	Polarity
Low Channel, 1712.4MHz									
5.135000	55.60	Pk	34.3	-95.2	-49.5	-54.80	-13	-41.80	H
5.134500	54.82	Pk	34.3	-95.2	-49.5	-55.53	-13	-42.53	V
3.423000	54.86	Pk	33.2	-95.2	-47.8	-54.94	-13	-41.94	V
3.424000	53.47	Pk	33.2	-95.2	-47.7	-56.23	-13	-43.23	H
6.850500	53.02	Pk	35.7	-95.2	-47.4	-53.88	-13	-40.88	H
6.850500	54.13	Pk	35.7	-95.2	-47.4	-52.77	-13	-39.77	V
Mid Channel, 1732.6MHz									
3.504000	55.95	Pk	33.2	-95.2	-47.1	-53.15	-13	-40.15	H
3.504000	55.93	Pk	33.2	-95.2	-47.1	-53.17	-13	-40.17	V
5.256500	54.25	Pk	34.4	-95.2	-49.2	-55.75	-13	-42.75	V
5.25700	54.25	Pk	34.4	-95.2	-49.2	-55.75	-13	-42.75	H
7.008500	53.36	Pk	35.8	-95.2	-47.2	-53.24	-13	-40.24	H
7.009000	53.36	Pk	35.8	-95.2	-47.2	-53.24	-13	-40.24	V
High Channel, 1752.6MHz									
3.525000	54.41	Pk	33.3	-95.2	-47.0	-54.49	-13	-41.49	H
3.482500	53.97	Pk	33.2	-95.2	-47.2	-55.23	-13	-42.23	V
5.255500	55.18	Pk	34.4	-95.2	-49.2	-54.82	-13	-41.82	H
5.255500	55.73	Pk	34.4	-95.2	-49.2	-54.27	-13	-41.27	V
7.013500	53.25	Pk	35.8	-95.2	-47.2	-53.35	-13	-40.35	V
7.015000	53.35	Pk	35.8	-95.2	-47.3	-53.35	-13	-40.35	H

HSDPA MODE

Project #:	1482489
Date:	2024-04-02
Test Engineer:	12491
Configuration:	EUT Only
Mode:	HSDPA Band 4
Chamber #:	03-RDE-B

Frequency (GHz)	Meter Reading (dBuV)	Det	230300 ACF (dB)	EIRP CF	Gain/Loss (dB)	Corrected Reading (dBm)	LIMIT	Margin (dB)	Polarity
Low Channel, 1712.4MHz									
3.704500	52.92	Pk	33.5	-95.2	-47.2	-55.98	-13	-42.98	H
7.408000	53.99	Pk	35.9	-95.2	-47.8	-53.11	-13	-40.11	H
3.704000	53.69	Pk	33.5	-95.2	-47.2	-55.21	-13	-42.21	V
7.408000	53.98	Pk	35.9	-95.2	-47.8	-53.12	-13	-40.12	V
5.553000	54.70	Pk	34.4	-95.2	-48.6	-54.70	-13	-41.70	H
5.553000	54.59	Pk	34.4	-95.2	-48.6	-54.81	-13	-41.81	V
Mid Channel, 1732.6MHz									
3.460500	55.46	Pk	33.2	-95.2	-47.5	-54.04	-13	-41.04	V
3.461500	54.33	Pk	33.2	-95.2	-47.5	-55.17	-13	-42.17	H
5.194000	57.57	Pk	34.4	-95.2	-49.3	-52.53	-13	-39.53	V
5.197500	56.38	Pk	34.4	-95.2	-49.3	-53.72	-13	-40.72	H
6.930000	53.32	Pk	35.7	-95.2	-46.9	-53.08	-13	-40.08	V
6.930500	54.23	Pk	35.7	-95.2	-46.9	-52.17	-13	-39.17	H
High Channel, 1752.6MHz									
3.448000	53.77	Pk	33.2	-95.2	-47.6	-55.83	-13	-42.83	H
3.448000	54.86	Pk	33.2	-95.2	-47.6	-54.74	-13	-41.74	V
5.194500	55.10	Pk	34.4	-95.2	-49.3	-55.00	-13	-42.00	H
5.194500	55.07	Pk	34.4	-95.2	-49.3	-55.03	-13	-42.03	V
6.943500	54.23	Pk	35.7	-95.2	-46.7	-51.97	-13	-38.97	H
6.944000	53.36	Pk	35.7	-95.2	-46.7	-52.84	-13	-39.84	V

10.4. FIELD STRENGTH OF SPURIOUS RADIATION, ANT4

10.4.1. GSM 1900

GPRS MODE

Project #:	1482489
Date:	2024-04-12
Test Engineer:	24943
Configuration:	EUT Only
Mode:	GPRS 1900
Chamber #:	02-RDE-E

Frequency (MHz)	Meter Reading (dBuV)	Det	200897 ACF (dB/m)	EIRP CF	Gain/Loss (dB)	Corrected Reading (dBm)	LIMIT	Margin (dB)	Polarity
Low Channel, 1850.2MHz									
3.763500	55.17	Pk	33.3	-95.2	-45.64	-52.37	-13	-39.37	H
7.372000	54.23	Pk	35.6	-95.2	-45.40	-50.77	-13	-37.77	H
3.693000	55.57	Pk	33.5	-95.2	-45.92	-52.05	-13	-39.05	V
7.410500	55.21	Pk	35.6	-95.2	-45.70	-50.09	-13	-37.09	V
5.550376	69.93	Pk	34.4	-95.2	-46.53	-37.40	-13	-24.40	V
5.550451	66.16	Pk	34.4	-95.2	-46.53	-41.17	-13	-28.17	H
Mid Channel, 1880MHz									
3.828500	55.2	Pk	33.5	-95.2	-45.63	-52.13	-13	-39.13	H
7.508500	54.68	Pk	35.7	-95.2	-45.32	-50.14	-13	-37.14	H
3.8295	54.62	Pk	33.5	-95.2	-45.6	-52.68	-13	-39.68	V
7.5855	55.31	Pk	35.8	-95.2	-45.37	-49.46	-13	-36.46	V
5.639739	66.98	Pk	34.5	-95.2	-46.55	-40.27	-13	-27.27	V
5.640159	64.97	Pk	34.5	-95.2	-46.55	-42.28	-13	-29.28	H
High Channel, 1909.8MHz									
3.758500	54.58	Pk	33.3	-95.2	-45.59	-52.91	-13	-39.91	H
7.474500	54.17	Pk	35.7	-95.2	-45.16	-50.49	-13	-37.49	H
3.768500	54.42	Pk	33.3	-95.2	-45.61	-53.09	-13	-40.09	V
7.435500	56.42	Pk	35.7	-95.2	-45.64	-48.72	-13	-35.72	V
5.729425	64.92	Pk	34.6	-95.2	-46.35	-42.03	-13	-29.03	V
5.729493	67.48	Pk	34.6	-95.2	-46.35	-39.47	-13	-26.47	H

EGPRS MODE

Project #:	1482489
Date:	2024-06-28
Test Engineer:	106018
Configuration:	EUT Only
Mode:	EGPRS 1900
Chamber #:	01-RDE-A

Frequency (MHz)	Meter Reading (dBuV)	Det	81886 ACF 3m (dB/m)	EIRP CF	Gain/Loss (dB)	Corrected Reading (dBm)	LIMIT	Margin (dB)	Polarity
Low Channel, 1850.2MHz									
3.703594	35.89	Pk	33.0	-95.2	-23.90	-50.21	-13	-37.21	H
3.731250	36.17	Pk	33.1	-95.2	-23.48	-49.41	-13	-36.41	V
5.550190	36.27	Pk	34.5	-95.2	-20.80	-45.23	-13	-32.23	H
5.550538	37.70	Pk	34.5	-95.2	-20.80	-43.80	-13	-30.80	V
7.384219	32.10	Pk	35.6	-95.2	-17.82	-45.32	-13	-32.32	V
7.409531	31.06	Pk	35.6	-95.2	-18.15	-46.69	-13	-33.69	H
Mid Channel, 1880MHz									
3.769219	36.37	Pk	33.2	-95.2	-23.70	-49.33	-13	-36.33	H
3.775313	36.00	Pk	33.2	-95.2	-23.70	-49.70	-13	-36.70	V
5.639938	38.80	Pk	34.6	-95.2	-20.10	-41.90	-13	-28.90	V
5.640289	37.39	Pk	34.6	-95.2	-20.07	-43.28	-13	-30.28	H
7.539844	31.50	Pk	35.7	-95.2	-17.70	-45.70	-13	-32.70	H
7.554844	30.99	Pk	35.7	-95.2	-17.50	-46.01	-13	-33.01	V
High Channel, 1909.8MHz									
3.802969	35.85	Pk	33.2	-95.2	-23.90	-50.05	-13	-37.05	V
3.832500	36.77	Pk	33.3	-95.2	-24.05	-49.18	-13	-36.18	H
5.729429	42.24	Pk	34.6	-95.2	-21.60	-39.96	-13	-26.96	V
5.729636	39.49	Pk	34.6	-95.2	-21.60	-42.71	-13	-29.71	H
7.711406	30.82	Pk	35.8	-95.2	-17.94	-46.52	-13	-33.52	V
7.720781	32.84	Pk	35.8	-95.2	-18.10	-44.66	-13	-31.66	H

10.4.2. WCDMA BAND 2

REL 99 MODE

Project #:	1482489
Date:	2024-04-03
Test Engineer:	12491
Configuration:	EUT Only
Mode:	REL 99 Band 2
Chamber #:	03-RDE-B

Frequency (GHz)	Meter Reading (dBuV)	Det	230300 ACF (dB/m)	EIRP CF	Gain/Loss (dB)	Corrected Reading (dBm)	LIMIT	Margin (dB)	Polarity
Low Channel, 1852.4MHz									
3.702000	55.01	Pk	33.5	-95.2	-47.2	-53.89	-13	-40.89	H
7.409000	53.18	Pk	35.9	-95.2	-47.8	-53.92	-13	-40.92	H
3.702500	54.42	Pk	33.5	-95.2	-47.3	-54.53	-13	-41.53	V
7.408000	53.78	Pk	35.9	-95.2	-47.8	-53.32	-13	-40.32	V
5.554000	56.08	Pk	34.4	-95.2	-48.6	-53.32	-13	-40.32	V
5.555000	55.77	Pk	34.4	-95.2	-48.6	-53.63	-13	-40.63	H
Mid Channel, 1880MHz									
3.761000	55.44	Pk	33.6	-95.2	-47.8	-53.96	-13	-40.96	H
7.522000	54.48	Pk	36.0	-95.2	-48	-52.72	-13	-39.72	H
3.760500	53.20	Pk	33.6	-95.2	-47.9	-56.25	-13	-43.25	V
7.522000	54.52	Pk	36.0	-95.2	-48.0	-52.68	-13	-39.68	V
5.639000	54.36	Pk	34.4	-95.2	-48.3	-54.74	-13	-41.74	H
5.640000	53.70	Pk	34.4	-95.2	-48.3	-55.40	-13	-42.40	V
High Channel, 1907.6MHz									
3.813500	54.91	Pk	33.6	-95.2	-47.8	-54.49	-13	-41.49	H
7.621500	55.21	Pk	35.9	-95.2	-47.2	-51.29	-13	-38.29	H
3.813500	56.48	Pk	33.6	-95.2	-47.8	-52.92	-13	-39.92	V
7.621500	52.98	Pk	35.9	-95.2	-47.2	-53.52	-13	-40.52	V
5.727000	55.89	Pk	34.5	-95.2	-48.0	-52.81	-13	-39.81	V
5.727500	54.29	Pk	34.5	-95.2	-48.	-54.41	-13	-41.41	H

HSDPA MODE

Project #:	1482489
Date:	2024-04-03
Test Engineer:	104996
Configuration:	EUT Only
Mode:	HSDPA Band 2
Chamber #:	03-RDE-B

Frequency (GHz)	Meter Reading (dBuV)	Det	230300 ACF (dB)	EIRP CF	Gain/Loss (dB)	Corrected Reading (dBm)	LIMIT	Margin (dB)	Polarity
Low Channel, 1852.4MHz									
3.704358	57.49	Pk	33.5	-95.2	-47.2	-51.41	-13	-38.41	H
7.408611	57.92	Pk	35.9	-95.2	-47.8	-49.18	-13	-36.18	H
3.702323	57.08	Pk	33.5	-95.2	-47.2	-51.85	-13	-38.85	V
7.413395	58.19	Pk	35.9	-95.2	-47.9	-49.01	-13	-36.01	V
5.558404	58.96	Pk	34.4	-95.2	-48.6	-50.44	-13	-37.44	V
5.560982	58.98	Pk	34.4	-95.2	-48.7	-50.52	-13	-37.52	H
Mid Channel, 1880MHz									
3.762762	58.14	Pk	33.6	-95.2	-47.8	-51.26	-13	-38.26	H
7.518708	57.89	Pk	36.0	-95.2	-48.1	-49.41	-13	-36.41	H
7.522374	57.61	Pk	36.0	-95.2	-48.0	-49.63	-13	-36.63	V
3.763537	57.82	Pk	33.6	-95.2	-47.8	-51.53	-13	-38.53	V
5.638355	58.25	Pk	34.4	-95.2	-48.4	-50.91	-13	-37.91	V
5.639199	58.38	Pk	34.4	-95.2	-48.3	-50.72	-13	-37.72	H
High Channel, 1907.6MHz									
3.815526	58.34	Pk	33.6	-95.2	-47.85	-51.11	-13	-38.11	H
7.628586	57.16	Pk	35.9	-95.2	-47.3	-49.44	-13	-36.44	H
3.814408	58.80	Pk	33.6	-95.2	-47.8	-50.6	-13	-37.6	V
7.628846	57.71	Pk	35.9	-95.2	-47.3	-48.89	-13	-35.89	V
5.721102	58.42	Pk	34.5	-95.2	-48.0	-50.28	-13	-37.28	H
5.724529	57.99	Pk	34.5	-95.2	-48.1	-50.76	-13	-37.76	V

10.4.3. WCDMA BAND 4

REL 99 MODE

Project #:	1482489
Date:	2024-04-03
Test Engineer:	12491
Configuration:	EUT Only
Mode:	REL 99 Band 4
Chamber #:	03-RDE-B

Frequency (GHz)	Meter Reading (dBuV)	Det	230300 ACF (dB/m)	EIRP CF	Gain/Loss (dB)	Corrected Reading (dBm)	LIMIT	Margin (dB)	Polarity
Low Channel, 1712.4MHz									
5.137500	55.00	Pk	34.3	-95.2	-49.5	-55.40	-13	-42.40	H
5.133000	56.85	Pk	34.3	-95.2	-49.4	-53.45	-13	-40.45	V
3.423000	55.74	Pk	33.2	-95.2	-47.8	-54.06	-13	-41.06	V
3.423500	54.87	Pk	33.2	-95.2	-47.8	-54.88	-13	-41.88	H
6.852500	53.83	Pk	35.7	-95.2	-47.4	-53.07	-13	-40.07	H
6.853000	52.83	Pk	35.7	-95.2	-47.4	-54.07	-13	-41.07	V
Mid Channel, 1732.6MHz									
3.457000	55.58	Pk	33.2	-95.2	-47.5	-53.92	-13	-40.92	H
3.457000	53.77	Pk	33.2	-95.2	-47.5	-55.73	-13	-42.73	V
5.190500	55.07	Pk	34.4	-95.2	-49.3	-55.03	-13	-42.03	V
5.192500	54.71	Pk	34.4	-95.2	-49.3	-55.39	-13	-42.39	H
6.931000	52.61	Pk	35.7	-95.2	-46.9	-53.79	-13	-40.79	H
6.931000	53.87	Pk	35.7	-95.2	-46.9	-52.53	-13	-39.53	V
High Channel, 1752.6MHz									
3.505500	55.00	Pk	33.2	-95.2	-47.1	-54.05	-13	-41.05	H
3.505000	53.85	Pk	33.2	-95.2	-47.1	-55.25	-13	-42.25	V
5.254000	54.18	Pk	34.4	-95.2	-49.1	-55.72	-13	-42.72	H
5.254000	54.66	Pk	34.4	-95.2	-49.1	-55.24	-13	-42.24	V
7.023000	55.23	Pk	35.8	-95.2	-47.4	-51.57	-13	-38.57	V
7.023500	52.59	Pk	35.8	-95.2	-47.4	-54.21	-13	-41.21	H

HSDPA MODE

Project #:	1482489
Date:	2024-04-03
Test Engineer:	12491
Configuration:	EUT Only
Mode:	HSDPA Band 4
Chamber #:	03-RDE-B

Frequency (GHz)	Meter Reading (dBuV)	Det	230300 ACF (dB)	EIRP CF	Gain/Loss (dB)	Corrected Reading (dBm)	LIMIT	Margin (dB)	Polarity
Low Channel, 1712.4MHz									
5.139652	59.66	Pk	34.3	-95.2	-49.4	-50.64	-13	-37.64	H
5.137454	59.52	Pk	34.3	-95.2	-49.5	-50.88	-13	-37.88	V
3.421464	58.39	Pk	33.2	-95.2	-47.8	-51.41	-13	-38.41	H
3.423737	57.99	Pk	33.2	-95.2	-47.7	-51.74	-13	-38.74	V
6.847004	57.04	Pk	35.7	-95.2	-47.5	-49.96	-13	-36.96	V
6.849939	56.86	Pk	35.7	-95.2	-47.4	-50.04	-13	-37.04	H
Mid Channel, 1732.6MHz									
3.814019	58.54	Pk	33.6	-95.2	-47.8	-50.86	-13	-37.86	H
3.818371	58.03	Pk	33.6	-95.2	-47.8	-51.37	-13	-38.37	V
5.193937	62.47	Pk	34.4	-95.2	-49.3	-47.63	-13	-34.63	V
5.195864	59.90	Pk	34.4	-95.2	-49.3	-50.20	-13	-37.20	H
6.932263	56.92	Pk	35.7	-95.2	-46.9	-49.48	-13	-36.48	V
6.932265	56.73	Pk	35.7	-95.2	-46.9	-49.67	-13	-36.67	H
High Channel, 1752.6MHz									
3.507000	53.29	Pk	33.3	-95.2	-47.0	-55.61	-13	-42.61	H
3.507000	52.56	Pk	33.3	-95.2	-47.0	-56.34	-13	-43.34	V
5.255000	55.43	Pk	34.4	-95.2	-49.2	-54.57	-13	-41.57	H
5.255500	55.83	Pk	34.4	-95.2	-49.2	-54.17	-13	-41.17	V
7.009000	53.13	Pk	35.8	-95.2	-47.2	-53.47	-13	-40.47	H
7.009000	54.92	Pk	35.8	-95.2	-47.2	-51.68	-13	-38.68	V

11. SETUP PHOTOS

Please refer to 14982489-EP1V1 for the Setup Photo Report for setup photos.

END OF REPORT