



**SAR EVALUATION REPORT**

**IEEE Std 1528-2013**

*For*  
**SMARTPHONE**

**FCC ID: BCG-E8689A, BCG-E8690A, BCG-E8691A**

**Model Name: A3286, A3287, A3288**

**Report Number: 14982485-S1V4**

**Issue Date: 9/6/2024**

*Prepared for*  
**APPLE INC.**  
**1 APPLE PARK WAY**  
**CUPERTINO, CA 95014-2084**

*Prepared by*  
**UL VERIFICATION SERVICES INC.**  
**47173 BENICIA STREET**  
**FREMONT, CA 94538, U.S.A.**  
**TEL: (510) 319-4000**  
**FAX: (510) 661-0888**



**Revision History**

Rev.	Date	Revisions	Revised By
V1	7/26/2024	Initial Issue	--
V2	8/5/2024	Updated Section 9.9 LPI Maximum Output power Updated Sections 10.28 and 10.36	Devin Chang
V3	8/15/2024	Updated sections 6.2, 6.5, 10.28 and 10.36	Coltyce Sanders
V4	9/6/2024	Updated Section 6.2 UWB note	Coltyce Sanders

## Table of Contents

<b>1.</b>	<b>Attestation of Test Results</b> .....	<b>7</b>
<b>2.</b>	<b>Test Specification, Methods and Procedures</b> .....	<b>8</b>
<b>3.</b>	<b>Facilities and Accreditation</b> .....	<b>9</b>
<b>4.</b>	<b>SAR Measurement System &amp; Test Equipment</b> .....	<b>10</b>
4.1.	<i>SAR Measurement System</i> .....	10
4.2.	<i>SAR Scan Procedures</i> .....	11
4.3.	<i>PD Measurement Procedures</i> .....	13
4.3.1.	<i>System Verification Scan Procedures</i> .....	13
4.3.2.	<i>Scan Procedures</i> .....	13
4.4.	<i>Test Equipment</i> .....	14
<b>5.</b>	<b>Measurement Uncertainty</b> .....	<b>18</b>
<b>6.</b>	<b>Device Under Test (DUT) Information</b> .....	<b>19</b>
6.1.	<i>DUT Description</i> .....	19
6.2.	<i>Wireless Technologies</i> .....	20
6.3.	<i>General LTE SAR Test and Reporting Considerations</i> .....	21
6.4.	<i>LTE (TDD) Considerations</i> .....	24
6.5.	<i>General 5G NR(FR1) SAR Test and Reporting Considerations</i> .....	25
6.6.	<i>Time-Average Feature</i> .....	27
<b>7.</b>	<b>RF Exposure Conditions (Test Configurations)</b> .....	<b>28</b>
<b>8.</b>	<b>Dielectric Property Measurements &amp; System Check</b> .....	<b>29</b>
8.1.	<i>SAR Dielectric Property Measurements and System Checks</i> .....	29
8.2.	<i>PD System Validations &amp; System Check</i> .....	55
<b>9.</b>	<b>Conducted Output Power Measurements</b> .....	<b>56</b>
9.1.	<i>GSM</i> .....	56
9.2.	<i>W-CDMA</i> .....	59
9.3.	<i>LTE</i> .....	70
9.4.	<i>LTE Up-Link Carrier Aggregation</i> .....	150
9.5.	<i>LTE Down-Link Carrier Aggregation</i> .....	154
9.6.	<i>5G NR(FR1)</i> .....	155
9.7.	<i>Wi-Fi 2.4GHz (DTS Band)</i> .....	191
9.8.	<i>Wi-Fi 5GHz (U-NII 1-3 Bands)</i> .....	194
9.9.	<i>Wi-Fi 6GHz (U-NII 5-8 Bands)</i> .....	200
9.10.	<i>Bluetooth</i> .....	209
9.11.	<i>NB UNII</i> .....	212

9.12.	MSS (Mobile Satellite Service).....	215
9.13.	802.15.4.....	216
9.14.	802.15.4ab NB.....	218
<b>10.</b>	<b>Measured and Reported (Scaled) SAR Results.....</b>	<b>219</b>
10.1.	GSM850.....	221
10.2.	GSM1900.....	221
10.3.	W-CDMA Band II.....	222
10.4.	W-CDMA Band IV.....	223
10.5.	W-CDMA Band V.....	224
10.6.	LTE Band 5 (10MHz Bandwidth).....	225
10.7.	LTE Band 7 (20MHz Bandwidth).....	226
10.8.	LTE Band 12 (10MHz Bandwidth).....	228
10.9.	LTE Band 13 (10MHz Bandwidth).....	229
10.10.	LTE Band 14 (10MHz Bandwidth).....	230
10.11.	LTE Band 25 (20MHz Bandwidth).....	231
10.12.	LTE Band 26 (10MHz Bandwidth).....	232
10.13.	LTE Band 30 (10MHz Bandwidth).....	233
10.14.	LTE Band 41 PC3 (20MHz Bandwidth).....	234
10.15.	LTE Band 41 PC2 (20MHz Bandwidth).....	236
10.16.	LTE Band 48 (20MHz Bandwidth).....	237
10.17.	LTE Band 53 (10MHz Bandwidth).....	239
10.18.	LTE Band 66 (20MHz Bandwidth).....	240
10.19.	LTE Band 71 (20MHz Bandwidth).....	242
10.20.	NR Band n5 (20MHz Bandwidth).....	243
10.21.	NR Band n7 (40MHz Bandwidth).....	244
10.22.	NR Band n12 (15MHz Bandwidth).....	245
10.23.	NR Band n14 (10MHz Bandwidth).....	246
10.24.	NR Band n25 (40MHz Bandwidth).....	247
10.25.	NR Band n26 (20MHz Bandwidth).....	248
10.26.	NR Band n30 (10MHz Bandwidth).....	249
10.27.	NR Band n41 PC3 (100MHz Bandwidth).....	250
10.28.	NR Band n41 PC2 (100MHz Bandwidth).....	251
10.29.	NR Band n48 (100MHz Bandwidth).....	252
10.30.	NR Band n53 (10MHz Bandwidth).....	253
10.31.	NR Band n66 (40MHz Bandwidth).....	254
10.32.	NR Band n70 (15MHz Bandwidth).....	255
10.33.	NR Band n71 (20MHz Bandwidth).....	256

10.34.	NR Band n77 (Block A) PC3 (100MHz Bandwidth) .....	257
10.35.	NR Band n77 (Block C) PC3 (100MHz Bandwidth) .....	258
10.36.	NR Band n77 PC2 (100MHz Bandwidth) .....	259
10.37.	Wi-Fi 2.4 GHz(DTS Band).....	260
10.38.	Wi-Fi 5 GHz (U-NII 1-3 Bands) .....	262
10.39.	Wi-Fi 6 GHz (U-NII 5-8 Bands) .....	268
10.40.	Wi-Fi 6 GHz (U-NII 5-8 Bands) Power Density .....	272
10.41.	Bluetooth 2.4GHz.....	273
10.42.	NB UNII.....	274
10.43.	MSS (Mobile Satellite Service).....	276
10.44.	802.15.4.....	277
10.45.	802.15.4ab - NB.....	278
10.46.	NFC.....	278
<b>11.</b>	<b>SAR Measurement Variability .....</b>	<b>279</b>
<b>12.</b>	<b>Simultaneous Transmission Conditions.....</b>	<b>280</b>
12.1.	WWAN <i>Cell-off</i> & Wi-Fi 2.4G <i>Power State 1</i> & NB UNII.....	282
12.2.	WWAN <i>Cell-off</i> & Wi-Fi 5G <i>Power State 1</i> & BT & 802.15.4.....	282
12.3.	WWAN <i>Cell-off</i> & Wi-Fi 2.4G <i>Power State 2</i> & 802.15.4ab NB.....	282
12.4.	WWAN <i>Cell-off</i> & Wi-Fi 5G <i>Power State 2</i> & BT & 802.15.4ab NB.....	282
12.5.	WWAN <i>Cell-off</i> & Wi-Fi 5G <i>Power State 2</i> & 802.15.4 & 802.15.4ab NB .....	283
12.6.	WWAN <i>Cell-off</i> & Wi-Fi 2.4G <i>Power State 3</i> & NB UNII.....	283
12.7.	WWAN <i>Cell-off</i> & Wi-Fi 5G <i>Power State 3</i> & BT & 802.15.4.....	283
12.8.	WWAN <i>Cell-off</i> & Wi-Fi 5G <i>Power State 5</i> & BT & 802.15.4ab NB.....	283
12.9.	WWAN <i>Cell-off</i> & Wi-Fi 5G <i>Power State 5</i> & 802.15.4 & 802.15.4ab NB .....	284
12.10.	WWAN(TNE) <i>Cell-on</i> & BT & NB UNII & 802.15.4.....	284
12.11.	WWAN(TNE) <i>Cell-on</i> & BT & 802.15.4ab NB .....	284
12.12.	WWAN(TNE) <i>Cell-on</i> & BT & 802.15.4ab NB .....	284
12.13.	WWAN(TNE) <i>Cell-on</i> & Wi-Fi 2.4G <i>Power State 4</i> & NB UNII.....	285
12.14.	WWAN(TNE) <i>Cell-on</i> & Wi-Fi 5G <i>Power State 4</i> & BT & 802.15.4 .....	285
12.15.	WWAN(TNE) <i>Cell-on</i> & Wi-Fi 2.4G <i>Power State 6</i> & 802.15.4ab NB .....	285
12.16.	WWAN(TNE) <i>Cell-on</i> & Wi-Fi 5G <i>Power State 6</i> & BT & 802.15.4ab NB .....	285
12.17.	WWAN(TNE) <i>Cell-on</i> & Wi-Fi 5G <i>Power State 6</i> & 802.15.4 & 802.15.4ab NB.....	286
12.18.	WWAN(PCE) <i>Cell-on</i> & BT & NB UNII & 802.15.4 .....	286
12.19.	WWAN(PCE) <i>Cell-on</i> & BT & 802.15.4ab NB.....	286
12.20.	WWAN(PCE) <i>Cell-on</i> & 802.15.4 & 802.15.4ab NB .....	286
12.21.	WWAN(PCE) <i>Cell-on</i> & Wi-Fi 2.4G <i>Power State 4</i> & NB UNII.....	287
12.22.	WWAN(PCE) <i>Cell-on</i> & Wi-Fi 5G <i>Power State 4</i> & BT & 802.15.4.....	287

12.23.	WWAN(PCE) Cell-on & Wi-Fi 2.4G Power State 6 & 802.15.4ab NB.....	287
12.24.	WWAN(PCE) Cell-on & Wi-Fi 5G Power State 6 & BT & 802.15.4ab NB.....	287
12.25.	WWAN(PCE) Cell-on & Wi-Fi 5G Power State 6 & 802.15.4 & 802.15.4ab NB.....	288
12.26.	WWAN(CBE) Cell-on & BT & NB UNII & 802.15.4.....	288
12.27.	WWAN(CBE) Cell-on & BT & 802.15.4ab NB.....	288
12.28.	WWAN(CBE) Cell-on & BT & 802.15.4ab NB.....	288
12.29.	WWAN(CBE) Cell-on & Wi-Fi 2.4G Power State 4 & NB UNII.....	289
12.30.	WWAN(CBE) Cell-on & Wi-Fi 5G Power State 4 & BT & 802.15.4.....	289
12.31.	WWAN(CBE) Cell-on & Wi-Fi 2.4G Power State 6 & 802.15.4ab NB.....	289
12.32.	WWAN(CBE) Cell-on & Wi-Fi 5G Power State 6 & BT & 802.15.4ab NB.....	289
12.33.	WWAN(CBE) Cell-on & Wi-Fi 5G Power State 6 & 802.15.4 & 802.15.4ab NB.....	290
12.34.	MSS (TNE) Cell-on & Wi-Fi 6G & NFC.....	290
<b>Appendixes.....</b>		<b>291</b>
	<i>Appendix A: SAR/PD Setup Photos.....</i>	<i>291</i>
	<i>Appendix B: SAR/PD System Check Plots.....</i>	<i>291</i>
	<i>Appendix C: SAR/PD Highest Test Plots.....</i>	<i>291</i>
	<i>Appendix D: Tissue Ingredients.....</i>	<i>291</i>
	<i>Appendix E: Probe Certificates.....</i>	<i>291</i>
	<i>Appendix F: Dipole Certificates.....</i>	<i>291</i>
	<i>Appendix G: LTE Down-Link CA.....</i>	<i>291</i>
	<i>Appendix H: Wi-Fi Time-Averaged SAR.....</i>	<i>291</i>
	<i>Appendix I: MSS Time-Averaged SAR.....</i>	<i>291</i>
	<i>Appendix J: Data Reuse SAR Test.....</i>	<i>291</i>
	<i>Appendix K: Power Reduction Validation.....</i>	<i>291</i>

# 1. Attestation of Test Results

Applicant Name	APPLE INC.								
FCC ID	BCG-E8689A, BCG-E8690A, BCG-E8691A								
Model Name	A3286, A3287, A3288								
Difference in Model Name	Model BCG-E8690A, BCG-E8691A is electrically identical to Model BCG-E8689A. Three model numbers are allocated for marketing and logistic purposes only. BCG-E8689A was used to perform all final tests.								
Applicable Standards	Published RF exposure KDB procedures IEEE Std 1528-2013								
Exposure Category	SAR Limits (W/Kg)								
	Peak spatial-average (1g of tissue)				Extremities (hands, wrists, ankles, etc.) (10g of tissue)				
General population / Uncontrolled exposure	1.6				4				
RF Exposure Conditions	Equipment Class - Highest Reported SAR (W/kg)								
	TNE	PCE	CBE	DTS	NII	6CD	DSS	DXX	
Head	0.858	0.959	0.916	1.082	0.798	0.031	1.001	N/A	
Body-worn (Dist.= 5 mm)	0.944	0.955	0.927	0.855	1.167	0.397	0.625	N/A	
Hotspot (Dist.= 5 mm)	0.944	0.957	0.927	1.113	1.167	N/A	0.625	N/A	
Extremities (Dist.= 0 mm)	2.388	N/A	N/A	N/A	N/A	0.397	N/A	0.001	
Simultaneous TX	Head	1.260	1.361	1.318	1.361	1.361	1.361	1.359	N/A
	Body-worn	1.515	1.522	1.493	1.522	1.538	1.538	1.538	N/A
	Hotspot	1.515	1.522	1.493	1.522	1.538	1.538	1.538	N/A
	Extremities	2.501	N/A	N/A	N/A	N/A	2.501	N/A	2.501
Exposure Category	Radiofrequency (RF) Radiation Exposure (above 6GHz)								
	Uncontrol (mW/cm <sup>2</sup> over 4 cm <sup>2</sup> ) 30 min average				Occupational/controlled (mW/cm <sup>2</sup> over 4 cm <sup>2</sup> ) 6 min average				
General population / Uncontrolled exposure	1.0				5				
PD Result	0.695								
Date Tested	5/15/2024 to 7/11/2024								
Test Results	Pass								

Full testing was performed on ANT 6 for FCC ID: **BCG-E8689A** due to a difference in antenna gain from FCC ID: **BCG-E8688A**. All other test data within this report is leveraged from FCC ID: **BCG-E8688A** (UL report# 14982484-S1). Refer to Appendix J for SAR data reuse spot checks for variants FCC ID: **BCG-E8689A, BCG-E8690A, BCG-E8691A**.

This application for certification is leveraging the data reuse procedure from TCB workshop April 2021; RF Exposure Procedures (Remarks on Test Reductions via Data Referencing for Closely Related Products) based on reference FCC ID: **BCG-E8689A** (UL report# 14982485-S1) to cover variants FCC ID: **BCG-E8690A, BCG-E8691A**. The major difference between the reference model and the variant models is the depopulation of the supported transmission bands in the variant models. All other circuitry and features are identical. The data reuse test plan was approved via manufacturer KDB inquiry.



UL Verification Services Inc. tested the above equipment in accordance with the requirements set forth in the above standards. The test results show that the equipment tested can demonstrate compliance with the requirements as documented in this report.

This report contains data provided by the customer which can impact the validity of results. UL Verification Services Inc. is only responsible for the validity of results after the integration of the data provided by the customer.

The results documented in this report apply only to the tested sample, under the conditions and modes of operation as described herein. It is the manufacturer's responsibility to assure that additional production units of this model are manufactured with identical electrical and mechanical components. All samples tested were in good operating condition throughout the entire test program. Measurement Uncertainties are published for informational purposes only and were not considered unless noted otherwise.

This document may not be altered or revised in any way unless done so by UL Verification Services Inc. and all revisions are noted in the revisions section. Any alteration of this document not carried out by UL Verification Services Inc. will constitute fraud and shall nullify the

document. This report must not be used by the client to claim product certification, approval, or endorsement by A2LA, NIST, or any agency of the U.S. Government, or any agency of the U.S. government.

Approved & Released By: 	Prepared By: 
Devin Chang Senior Test Engineer UL Verification Services Inc.	AJ Newcomer Laboratory Engineer UL Verification Services Inc.

## 2. Test Specification, Methods and Procedures

The tests documented in this report were performed in accordance with FCC 47 CFR § 2.1093, IEEE Std 1528-2013, the following FCC Published RF exposure [KDB](#) procedures:

### SAR

- 248227 D01 802.11 Wi-Fi SAR v02r02
- 447498 D01 General RF Exposure Guidance v06
- 447498 D03 Supplement C Cross-Reference v01
- 648474 D04 Handset SAR v01r03
- 865664 D01 SAR measurement 100 MHz to 6 GHz v01r04
- 865664 D02 RF Exposure Reporting v01r02
- 941225 D01 3G SAR Procedures v03r01
- 941225 D05 SAR for LTE Devices v02r05
- 941225 D05A LTE Rel.10 KDB Inquiry Sheet v01r02
- 941225 D06 Hotspot Mode v02r01

In addition to the above, the following information was used:

- **TCB workshop** October 2014; RF Exposure Procedures (Other LTE Considerations)
- **TCB workshop** April 2015; RF Exposure Procedures (Overlapping LTE Bands)
- **TCB workshop** October 2015; RF Exposure Procedures (KDB 941225 D05A)
- **TCB workshop** April 2016; RF Exposure Procedures (LTE Carrier Aggregation for DL)
- **TCB workshop** October 2016; RF Exposure Procedures (LTE Carrier Aggregation for UL)
- **TCB workshop** October 2016; RF Exposure Procedures (Bluetooth Duty Factor)
- **TCB workshop** October 2016; RF Exposure Procedures (DUT Holder Perturbations)
- **TCB workshop** May 2017; RF Exposure Procedures (Broadband Liquid Above 3 GHz)
- **TCB workshop** May 2017; RF Exposure Procedures (LTE Band 41 Power Class 2)
- **TCB workshop** November 2017; RF Exposure Procedures (LTE UL/DL Carrier Aggregation SAR)
- **TCB workshop** April 2018; RF Exposure Procedures (LTE DL CA SAR Test Exclusion)
- **TCB workshop** October 2018; RF Exposure Procedures (LTE Inter-Band Uplink Carrier Aggregation – Interim Procedures)
- **TCB workshop** April 2019; RF Exposure Procedures (802.11ax SAR Testing)
- **TCB workshop** November 2019; RF Exposure Policy Updates (5G NR FR1 NSA EN-DCUE SAR Evaluations)
- **TCB workshop** October 2020; 5G and RF Exposure Procedures (U-NII 6-7 GHz SAR Testing)
- **TCB workshop** April 2021; RF Exposure Procedures (Remarks on Test Reductions via Data Referencing for Closely Related Products)
- TCB Workshop April 2022; RF Exposure Procedures (Sum-Peak Location Separation Ratio)



**PD**

- 447498 D01 General RF Exposure Guidance v06
- 865664 D02 RF Exposure Reporting v01r02
- 388624 D02 Pre-Approval Guidance List v18r05
- 248227 D01 802.11 Wi-Fi SAR v02r02
- SPEAG DASY8 System Handbook; part 4 DASY8 Module mmWave
- SPEAG DASY8 Application Note: SAR, APD & PD at 6 – 10 GHz (Version 5), April 2022
- IEC/IEEE 63195-1:2022 Assessment of power density of human exposure to radio frequency fields from wireless devices in close proximity to the head and body (frequency range of 6 GHz to 300 GHz) - Part 1: Measurement procedure
- [TCB workshop](#) November 2017; RF Exposure Procedures (Power Density Evaluation)
- [TCB workshop](#) October 2018; RF Exposure Procedures (Millimeter Wave Assessment)
- [TCB workshop](#) April 2019; RF Exposure Procedures (Millimeter Wave RF Exposure Evaluation)
- [TCB workshop](#) November 2019; RF Exposure Procedures (Millimeter Wave Scan Requirements)
- [TCB workshop](#) October 2020; RF Exposure Procedures (U NII 6-7 GHz RF Exposure)
- [TCB workshop](#) October 2022; RF Exposure Policies and Procedures (f-above-6 GHz Portable Devices)

**3. Facilities and Accreditation**

The test sites and measurement facilities used to collect data are located at

47173 Benicia Street	47266 Benicia Street
SAR Labs A to I	SAR Labs 1 to 19

UL Verification Services Inc. is accredited by A2LA, Certificate Number 0751.05

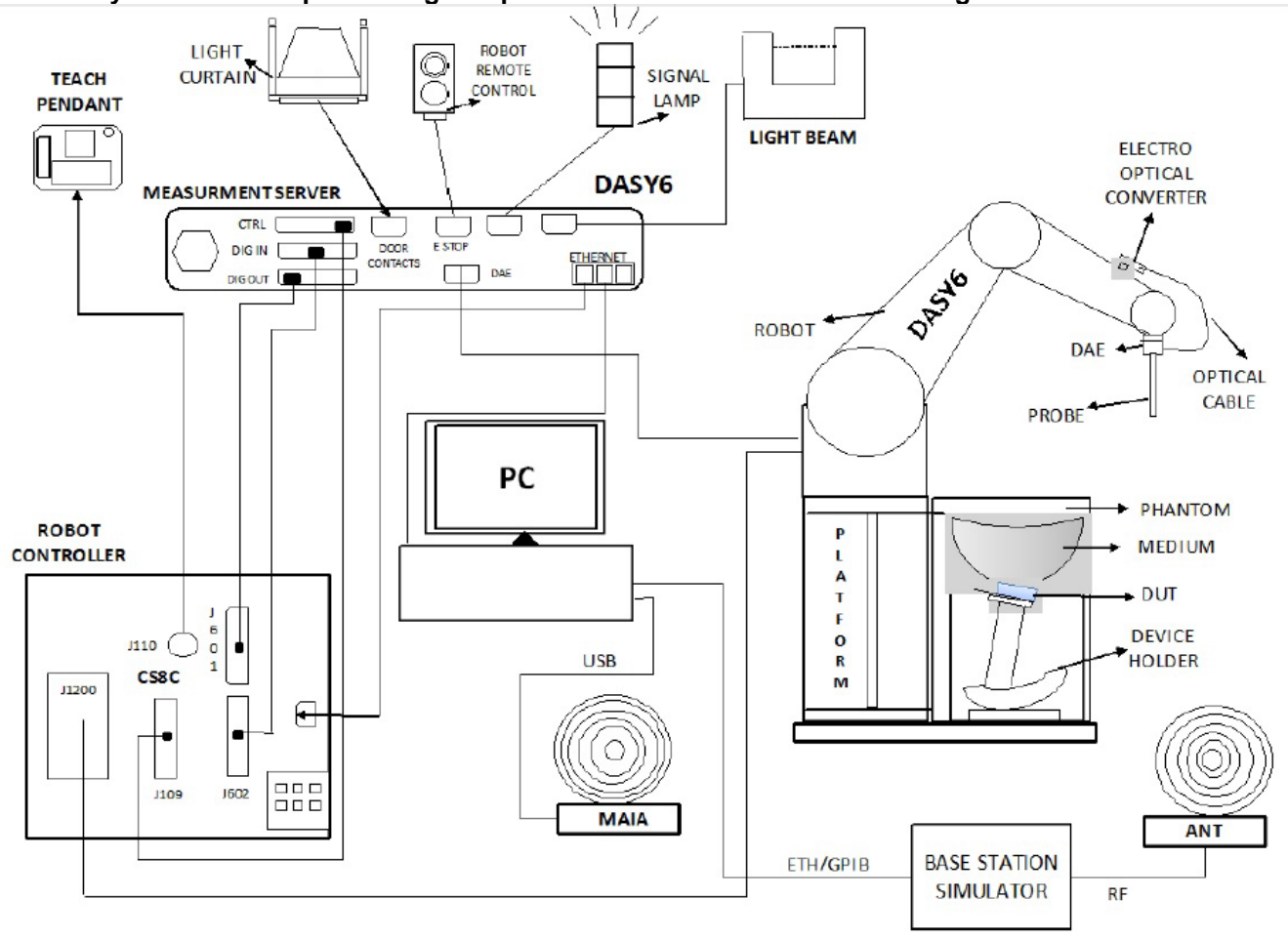
The Test Lab Conformity Assessment Body Identifier (CABID)

Location	CABID	Company Number
47173 Benicia Street, Fremont, CA, 94538 UNITED STATES	US0104	2324A
47266 Benicia Street, Fremont, CA, 94538 UNITED STATES		

## 4. SAR Measurement System & Test Equipment

### 4.1. SAR Measurement System

The DASY system used for performing compliance tests consists of the following items:



- A standard high precision 6-axis robot with controller, teach pendant and software. An arm extension for accommodating the data acquisition electronics (DAE).
- An isotropic Field probe optimized and calibrated for the targeted measurement.
- A data acquisition electronics (DAE) which performs the signal amplification, signal multiplexing, AD-conversion, offset measurements, mechanical surface detection, collision detection, etc. The unit is battery powered with standard or rechargeable batteries. The signal is optically transmitted to the EOC.
- The Electro-optical converter (EOC) performs the conversion from optical to electrical signals for the digital communication to the DAE. To use optical surface detection, a special version of the EOC is required. The EOC signal is transmitted to the measurement server.
- The function of the measurement server is to perform the time critical tasks such as signal filtering, control of the robot operation and fast movement interrupts.
- The Light Beam used is for probe alignment. This improves the (absolute) accuracy of the probe positioning.
- A computer running Win10 and the DASY6/8<sup>1</sup> software.
- Remote control and teach pendant as well as additional circuitry for robot safety such as warning lamps, etc.
- The phantom, the device holder, and other accessories according to the targeted measurement.

<sup>1</sup> DASY6/8 software used: DASY6.16.2 or DASY8.16.2 and older generations.

## 4.2. SAR Scan Procedures

### Step 1: Power Reference Measurement

The Power Reference Measurement and Power Drift Measurements are for monitoring the power drift of the device under test in the batch process. The minimum distance of probe sensors to surface determines the closest measurement point to phantom surface. The minimum distance of probe sensors to surface is 2.1 mm. This distance cannot be smaller than the distance of sensor calibration points to probe tip as defined in the probe properties.

### Step 2: Area Scan

The Area Scan is used as a fast scan in two dimensions to find the area of high field values, before doing a fine measurement around the hot spot. The sophisticated interpolation routines implemented in DASY software can find the maximum locations even in relatively coarse grids. When an Area Scan has measured all reachable points, it computes the field maximal found in the scanned area, within a range of the global maximum. The range (in dB) is specified in the standards for compliance testing. For example, a 2 dB range is required in IEC/IEEE 62209-1528, whereby 3 dB is a requirement when compliance is assessed in accordance with the ARIB standard (Japan). If only one Zoom Scan follows the Area Scan, then only the absolute maximum will be taken as reference. For cases where multiple maximums are detected, the number of Zoom Scans has to be increased accordingly.

Area Scan Parameters extracted from KDB 865664 D01 SAR Measurement 100 MHz to 6 GHz

	≤ 3 GHz	> 3 GHz
Maximum distance from closest measurement point (geometric center of probe sensors) to phantom surface	5 ± 1 mm	$\frac{1}{2} \cdot \delta \cdot \ln(2) \pm 0.5$ mm
Maximum probe angle from probe axis to phantom surface normal at the measurement location	30° ± 1°	20° ± 1°
Maximum area scan spatial resolution: $\Delta x_{Area}$ , $\Delta y_{Area}$	≤ 2 GHz: ≤ 15 mm 2 – 3 GHz: ≤ 12 mm	3 – 4 GHz: ≤ 12 mm 4 – 6 GHz: ≤ 10 mm
	When the x or y dimension of the test device, in the measurement plane orientation, is smaller than the above, the measurement resolution must be ≤ the corresponding x or y dimension of the test device with at least one measurement point on the test device.	

**Step 3: Zoom Scan**

Zoom Scans are used to assess the peak spatial SAR values within a cubic averaging volume containing 1 g and 10 g of simulated tissue. The Zoom Scan measures points (refer to table below) within a cube whose base faces are centered on the maxima found in a preceding area scan job within the same procedure. When the measurement is done, the Zoom Scan evaluates the averaged SAR for 1 g and 10 g and displays these values next to the job's label.

Zoom Scan Parameters extracted from KDB 865664 D01 SAR Measurement 100 MHz to 6 GHz

		$\leq 3$ GHz	$> 3$ GHz	
Maximum zoom scan spatial resolution: $\Delta x_{Zoom}, \Delta y_{Zoom}$		$\leq 2$ GHz: $\leq 8$ mm 2 – 3 GHz: $\leq 5$ mm*	3 – 4 GHz: $\leq 5$ mm* 4 – 6 GHz: $\leq 4$ mm*	
Maximum zoom scan spatial resolution, normal to phantom surface	uniform grid: $\Delta z_{Zoom}(n)$	$\leq 5$ mm	3 – 4 GHz: $\leq 4$ mm 4 – 5 GHz: $\leq 3$ mm 5 – 6 GHz: $\leq 2$ mm	
	graded grid	$\Delta z_{Zoom}(1)$ : between 1 <sup>st</sup> two points closest to phantom surface	$\leq 4$ mm	3 – 4 GHz: $\leq 3$ mm 4 – 5 GHz: $\leq 2.5$ mm 5 – 6 GHz: $\leq 2$ mm
		$\Delta z_{Zoom}(n>1)$ : between subsequent points	$\leq 1.5 \cdot \Delta z_{Zoom}(n-1)$	
Minimum zoom scan volume	x, y, z	$\geq 30$ mm	3 – 4 GHz: $\geq 28$ mm 4 – 5 GHz: $\geq 25$ mm 5 – 6 GHz: $\geq 22$ mm	
Note: $\delta$ is the penetration depth of a plane-wave at normal incidence to the tissue medium; see draft standard IEEE P1528-2011 for details.				
* When zoom scan is required and the <i>reported</i> SAR from the <i>area scan based 1-g SAR estimation</i> procedures of KDB 447498 is $\leq 1.4$ W/kg, $\leq 8$ mm, $\leq 7$ mm and $\leq 5$ mm zoom scan resolution may be applied, respectively, for 2 GHz to 3 GHz, 3 GHz to 4 GHz and 4 GHz to 6 GHz.				

**Step 4: Power drift measurement**

The Power Drift Measurement measures the field at the same location as the most recent power reference measurement within the same procedure, and with the same settings. The Power Drift Measurement gives the field difference in dB from the reading conducted within the last Power Reference Measurement. This allows a user to monitor the power drift of the device under test within a batch process. The measurement procedure is the same as Step 1.

### 4.3. PD Measurement Procedures

#### 4.3.1. System Verification Scan Procedures

DASY8 Module mmWave supports “5G Scan”, a fine resolution scan performed on two different planes which is used to reconstruct the E- and H-fields as well as the power density; the average power density is derived from this measurement.

##### Step 1: Power Reference Measurement

The Power Reference Measurement and Power Drift Measurements are for monitoring the power drift of the device under test in the batch process. The minimum distance of probe sensors to surface determines the closest measurement point to device under test.

##### Step 2: 5G Scan

The steps in the X, Y, and Z directions are specified in terms of fractions of the signal wavelength, lambda. Area Scan Parameters extracted from SPEAG DASY8 System Handbook; part 4 DASY8 Module mmWave.

##### Recommended settings for measurement of verification sources

Frequency [GHz]	Grid step	Grid extent X/Y [mm]	Measurement points
10	0.125 $\left(\frac{\lambda}{8}\right)$	60/60	18×18
30	0.25 $\left(\frac{\lambda}{4}\right)$	60/60	26×26
45	0.25 $\left(\frac{\lambda}{4}\right)$	42/42	28×28
60	0.25 $\left(\frac{\lambda}{4}\right)$	32.5/32.5	28×28
90	0.25 $\left(\frac{\lambda}{4}\right)$	30/30	38×38

The minimum distance of probe sensors to the verification source surface, horn antenna, is 10 mm for 10 GHz and 5.55mm for 30 GHz and above.

##### Step 3: Power drift measurement

The Power Drift Measurement measures the field at the same location as the most recent power reference measurement within the same procedure, and with the same settings. The Power Drift Measurement gives the field difference in dB from the reading conducted within the last Power Reference Measurement. This allows a user to monitor the power drift of the device under test within a batch process. The measurement procedure is the same as Step 1.

When the drift is larger than  $\pm 5\%$ , test is repeated from step1.

#### 4.3.2. Scan Procedures

##### Step 1: Power Reference Measurement

Same as System Verification Scan Procedures step 1.

##### Step 2: 5G Scan

Same as System Verification Scan Procedures step 2. But measurement area is defined based on TCB work shop April 2019, “A sufficiently large measurement region and proper measurement spatial resolution are required to maintain field reconstruction accuracy”.

–Fields at the measurement region boundary should be ~20-30 dB below the peaks

##### Step 3: Power drift measurement

Same as System Verification Scan Procedures step 3.

When the drift is smaller than  $\pm 5\%$ , it is considered in the uncertainty budget if drifts larger than 5%, uncertainty is re-calculated.

## 4.4. Test Equipment

The measuring equipment used to perform the tests documented in this report has been calibrated in accordance with the manufacturers' recommendations and is traceable to recognized national standards.

### SAR

#### **Dielectric Property Measurements**

Name of Equipment	Manufacturer	Type/Model	Serial No.	Cal. Due Date
Vector Network Analyzer	ROHDE & SCHWARZ	ZNLE6	101274-mn	2/28/2025
Vector Network Analyzer	ROHDE & SCHWARZ	ZNLE6	101273-va	2/28/2025
Vector Network Analyzer	Copper Mountain Tech	R140N	21130078	2/28/2025
Dielectric Probe kit	SPEAG	DAK-3.5	1087	11/1/2024
Dielectric Probe kit	SPEAG	DAK-3.5	1082	4/15/2025
Dielectric Probe kit	SPEAG	DAK-3.5	1103	2/12/2025
Dielectric Probe kit	SPEAG	DAK-12	1128	1/16/2025
Shorting Block	SPEAG	DAK-1.2/3.5 Short	SM DAK 200 DA	11/1/2024
Shorting Block	SPEAG	DAK-12 Short	SM DAK 220 AC	1/16/2025
Thermometer	Fisher Scientific	Traceable	122529162	1/31/2025

#### **System Check**

Name of Equipment	Manufacturer	Type/Model	Serial No.	Cal. Due Date
MXG Analog Signal Generator	Agilent	N5181A	MY50140610	1/31/2025
Power Meter	Keysight	N1911A	MY55196014	1/31/2025
Power Sensor	Agilent	N1921A	MY52270022	1/31/2025
Power Sensor	Agilent	N1921A	MY552260009	1/31/2025
Bi-directional coupler	Werlatone	C8060-102	4062	N/A
DC Power Supply	Sorensen	XT 15-4	1802A01877	N/A
Signal Generator	R&S	SMB 100A	180969-yC	2/21/2025
Power Meter	Keysight	N1912A	MY55196008	1/31/2025
Power Sensor	Agilent	N1912A	MY53260001	1/31/2025
Power Sensor	Agilent	N1912A	MY52200012	1/31/2025
Bi-directional coupler	Mini-Circuits	ZJDC10-183+	1722	N/A
Signal Generator	R&S	SMB 100A	180968-gX	2/16/2025
Power Sensor	R&S	NRP18A	100995-hs	2/28/2025
Power Meter	Keysight	N1912A	MY50001018	2/28/2025
Power Sensor	Agilent	N1912A	MY53260010	2/28/2025
Bi-directional coupler	Werlatone	C8060-102	2149	N/A
Signal Generator	R&S	SMB 100A	180970-zC	2/28/2025
Power Sensor	R&S	NRP18A	100992-iu	2/28/2025
Power Meter	HP	437B	3125U12345	1/31/2025
Power Sensor	HP	8481A	2237A31744	1/31/2025
Bi-directional coupler	Werlatone	C8060-102	2710	N/A
MXG Analog Signal Generator	Agilent	N5181A	MY50140630	1/31/2025
Power Meter	Agilent	N1913A	MY53100006	1/31/2025
Power Meter	HP	437B	3125U11364	1/31/2025
Power Sensor	HP	8481A	3318A92374	1/31/2025
Power Sensor	HP	8487A	3318A03287	1/31/2025
Bi-directional coupler	Werlatone	C8060-102	4063	N/A

**Lab Equipment**

Name of Equipment	Manufacturer	Type/Model	Serial No.	Cal. Due Date
E-Field Probe (SAR Lab A)	SPEAG	EX3DV4	3686	1/12/2025
E-Field Probe (SAR Lab B)	SPEAG	EX3DV4	3885	10/12/2024
E-Field Probe (SAR Lab E)	SPEAG	EX3DV4	7356	3/14/2025
E-Field Probe (SAR Lab F)	SPEAG	EX3DV4	3990	2/28/2025
E-Field Probe (SAR Lab G)	SPEAG	EX3DV4	3991	10/12/2024
E-Field Probe (SAR Lab I)	SPEAG	EX3DV4	7335	1/9/2025
E-Field Probe (SAR Lab 1)	SPEAG	EX3DV4	3772	2/7/2025
E-Field Probe (SAR Lab 2)	SPEAG	EX3DV4	7498	3/12/2025
E-Field Probe (SAR Lab 4)	SPEAG	EX3DV4	7820	5/10/2025
E-Field Probe (SAR Lab 5)	SPEAG	EX3DV4	3773	2/7/2025
E-Field Probe (SAR Lab 5)	SPEAG	EX3DV4	7779	5/10/2025
E-Field Probe (SAR Lab 6)	SPEAG	EX3DV4	7587	4/15/2025
E-Field Probe (SAR Lab 7)	SPEAG	EX3DV4	7501	3/14/2025
E-Field Probe (SAR Lab 8)	SPEAG	EX3DV4	7810	5/8/2025
E-Field Probe (SAR Lab 9)	SPEAG	EX3DV4	3902	3/12/2025
E-Field Probe (SAR Lab 12)	SPEAG	EX3DV4	3989	1/9/2025
E-Field Probe (SAR Lab 13)	SPEAG	EX3DV4	7569	4/15/2025
E-Field Probe (SAR Lab 14)	SPEAG	EX3DV4	7589	4/15/2025
E-Field Probe (SAR Lab 15)	SPEAG	EX3DV4	7482	4/15/2025
E-Field Probe (SAR Lab 16)	SPEAG	EX3DV4	7850	10/27/2024
E-Field Probe (SAR Lab 16)	SPEAG	EX3DV4	3929	3/14/2025
E-Field Probe (SAR Lab 17)	SPEAG	EX3DV4	7448	2/7/2025
E-Field Probe (SAR Lab 18)	SPEAG	EX3DV4	7709	11/30/2024
E-Field Probe (SAR Lab 19)	SPEAG	EX3DV4	3749	1/11/2025
Data Acquisition Electronics (SAR Lab A)	SPEAG	DAE4	1547	4/10/2025
Data Acquisition Electronics (SAR Lab B)	SPEAG	DAE4	1359	1/16/2025
Data Acquisition Electronics (SAR Lab E)	SPEAG	DAE4	1259	9/6/2024
Data Acquisition Electronics (SAR Lab F)	SPEAG	DAE4	1540	1/17/2025
Data Acquisition Electronics (SAR Lab G)	SPEAG	DAE4	1380	2/9/2025
Data Acquisition Electronics (SAR Lab I)	SPEAG	DAE4ip	1619	4/11/2025
Data Acquisition Electronics (SAR Lab 1)	SPEAG	DAE4	1258	3/12/2025
Data Acquisition Electronics (SAR Lab 2)	SPEAG	DAE4	1796	5/2/2025
Data Acquisition Electronics (SAR Lab 4)	SPEAG	DAE4	1544	1/16/2025
Data Acquisition Electronics (SAR Lab 5)	SPEAG	DAE4	1545	2/9/2025
Data Acquisition Electronics (SAR Lab 5)	SPEAG	DAE4	1439	4/24/2025
Data Acquisition Electronics (SAR Lab 6)	SPEAG	DAE4	1797	5/2/2025
Data Acquisition Electronics (SAR Lab 7)	SPEAG	DAE4	1357	1/9/2025
Data Acquisition Electronics (SAR Lab 8)	SPEAG	DAE4	1787	5/2/2025
Data Acquisition Electronics (SAR Lab 9)	SPEAG	DAE4	1799	4/4/2025
Data Acquisition Electronics (SAR Lab 12)	SPEAG	DAE4	1433	2/8/2025
Data Acquisition Electronics (SAR Lab 13)	SPEAG	DAE4	1545	2/9/2025
Data Acquisition Electronics (SAR Lab 14)*	SPEAG	DAE4	1434	6/13/2024
Data Acquisition Electronics (SAR Lab 14)	SPEAG	DAE4	1798	5/22/2025
Data Acquisition Electronics (SAR Lab 15)	SPEAG	DAE4	1239	3/6/2025
Data Acquisition Electronics (SAR Lab 16)	SPEAG	DAE4	1673	5/13/2025
Data Acquisition Electronics (SAR Lab 17)	SPEAG	DAE4	1784	5/2/2025
Data Acquisition Electronics (SAR Lab 18)	SPEAG	DAE4	1714	11/22/2024
Data Acquisition Electronics (SAR Lab 19)	SPEAG	DAE4	1674	5/13/2025

**Note(s):**

\*Equipment not used past calibration due date.

**Lab Equipment**

Name of Equipment	Manufacturer	Type/Model	Serial No.	Cal. Due Date
Thermometer	TRACEABLE	6530CC	181175331	1/31/2025
Thermometer	TRACEABLE	6530CC	181073773	1/31/2025
Thermometer	TRACEABLE	6530CC	181062309	1/31/2025
Thermometer	TRACEABLE	6530CC	160643192	1/31/2025
System Validation Dipole**	SPEAG	D750V3	1019	4/13/2025
System Validation Dipole	SPEAG	D750V3	1071	11/7/2024
System Validation Dipole	SPEAG	D835V2	4d117	5/11/2025
System Validation Dipole**	SPEAG	D1640V2	324	6/13/2025
System Validation Dipole	SPEAG	D1750V2	1050	4/19/2025
System Validation Dipole	SPEAG	D1750V2	1053	10/13/2024
System Validation Dipole	SPEAG	D1750V2	1077	10/13/2024
System Validation Dipole**	SPEAG	D1900V2	5d140	4/14/2025
System Validation Dipole	SPEAG	D2300V2	1058	10/13/2024
System Validation Dipole**	SPEAG	D2450V2	706	1/20/2025
System Validation Dipole*	SPEAG	D2450V2	748	2/8/2025
System Validation Dipole	SPEAG	D2600V2	1006	10/13/2024
System Validation Dipole	SPEAG	D2600V2	1036	4/11/2025
System Validation Dipole**	SPEAG	D3500V2	1060	2/7/2025
System Validation Dipole**	SPEAG	D3700V2	1110	11/20/2024
System Validation Dipole	SPEAG	D3900V2	1102	10/24/2024
System Validation Dipole	SPEAG	D5GHzV2	1168	11/15/2024
System Validation Dipole**	SPEAG	D5GHzV2	1003	2/22/2025
System Validation Dipole**	SPEAG	D5GHzV2	1138	2/3/2025
System Validation Dipole**	SPEAG	D6.5GHzV2	1032	1/12/2025
System Validation Dipole**	SPEAG	D6.5GHzV2	1033	3/15/2025
System Validation Dipole**	SPEAG	CLA13	1008	1/12/2025
5G Verification Source	SPEAG	10 GHz	1015	9/5/2024

**Note(s):**

\*\*Dipole Calibration Date has been extended past 1 year. Impedance measurements have been performed to validate Dipole performance.

**Other**

Name of Equipment	Manufacturer	Type/Model	Serial No.	Cal. Due Date
Power Meter	Keysight	N1911A	MY55196015	1/31/2025
Power Sensor	Agilent	N1921A	MY52270022	1/31/2025
Power Meter	Keysight	N1911A	MY55196009	1/31/2025
Power Sensor	Agilent	N1921A	MY552260009	1/31/2025
Power Meter	Keysight	N1921A	MY55196007	1/31/2025
Power Sensor	Agilent	N1921A	MY53020038	1/31/2025
Power Meter	Keysight	N1911A	MY55196009	1/31/2025
Power Meter	Keysight	N1911A	MY55196009	2/28/2025
Power Sensor	Keysight	N1921A	MY55200004	1/31/2025
Wideband Radio Communication Tester	R&S	CMW500	134853-ud	2/28/2025
Wideband Radio Communication Tester	R&S	CMW500	164541-Ci	2/28/2025
Wideband Radio Communication Tester	R&S	CMW500	171875-WG	2/28/2025
Wideband Radio Communication Tester	R&S	CMW500	18172-XJ	2/28/2025
Spectrum Analyzer	Agilent	E4446A	MY45300064	2/28/2025

**Note(s):**

\*Equipment not used past calibration due date.



**PD****System Check**

Name of Equipment	Manufacturer	Type/Model	Serial No.	Cal. Due Date
Signal Generator	R&S	SMB 100A	180969-yC	2/21/2025
Power Meter	Keysight	N1912A	MY55196008	1/31/2025
Power Sensor	Agilent	N1912A	MY53260001	1/31/2025
Power Sensor	Agilent	N1912A	MY52200012	1/31/2025
Bi-directional coupler	Mini-Circuits	ZUDC10-183+	1722	N/A

**Lab Equipment**

Name of Equipment	Manufacturer	Type/Model	Serial No.	Cal. Due Date
E-Field Probe (SAR Lab C)	SPEAG	EummWV4	9589	9/5/2024
E-Field Probe (SAR Lab D)	SPEAG	EummWV4	9619	3/8/2025
Data Acquisition Electronics (SAR Lab C)	SPEAG	DAE4	1621	4/12/2025
Data Acquisition Electronics (SAR Lab D)	SPEAG	DAE4	1472	1/16/2025
Thermometer	TRACEABLE	6530CC	181163673	1/31/2025
Thermometer	TRACEABLE	6530CC	181062308	12/31/2024
5G Verification Source	SPEAG	10 GHz	1015	9/5/2024

**Other**

Name of Equipment	Manufacturer	Type/Model	Serial No.	Cal. Due Date
Power Meter	Keysight	N1911A	MY55196015	1/31/2025
Power Sensor	Agilent	N1921A	MY52270022	1/31/2025
Power Meter	Keysight	N1911A	MY55196009	1/31/2025
Power Sensor	Agilent	N1921A	MY552260009	1/31/2025

## 5. Measurement Uncertainty

### SAR

Per KDB 865664 D01 SAR Measurement 100 MHz to 6 GHz, when the highest measured 1-g SAR within a frequency band is < 1.5 W/kg and the measured 10-g SAR within a frequency band is < 3.75 W/kg. The expanded SAR measurement uncertainty must be ≤ 30%, for a confidence interval of k = 2. If these conditions are met, extensive SAR measurement uncertainty analysis described in IEEE Std 1528-2013 is not required in SAR reports submitted for equipment approval. Therefore, the measurement uncertainty is not required.

### PD

a	b	c	d	e	f =	g
Error Description	Unc. Value (±dB)	Probab. Distri.	Div.	ci	Std. Unc. (±dB)	vi
<b>Uncertainty terms dependent on the measurement system</b>						
CAL	Calibration Repeatability	0.49	Normal	1	1	∞
COR	Probe correction	0	Rectangular	1.732	1	∞
FRS	Frequency response (BW 1 GHz)	0.20	Rectangular	1.732	1	∞
SCC	Sensor cross coupling	0	Rectangular	1.732	1	∞
ISO	Isotropy	0.50	Rectangular	1.732	1	∞
LIN	Linearity	0.20	Rectangular	1.732	1	∞
PSC	Probe scattering	0	Rectangular	1.732	1	∞
PPO	Probe positioning o set	0.30	Rectangular	1.732	1	∞
PPR	Probe positioning repeatability	0.04	Rectangular	1.732	1	∞
SMO	Sensor mechanical o set	0	Rectangular	1.732	1	∞
PSR	Probe spatial resolution	0	Rectangular	1.732	1	∞
FLD	Field impedance dependance	0	Rectangular	1.732	1	∞
APD	Amplitude and phase drift	0	Rectangular	1.732	1	∞
APN	Amplitude and phase noise	0.04	Rectangular	1.732	1	∞
TR	Measurement area truncation	0	Rectangular	1.732	1	∞
DAQ	Data acquisition	0.03	Normal	1	1	∞
SMP	Sampling	0	Rectangular	1.732	1	∞
REC	Field reconstruction	0.60	Rectangular	1.732	1	∞
TRA	Forw ard transformation	0	Rectangular	1.732	1	∞
SCA	Pow er density scaling	-	Rectangular	1.732	1	∞
SAV	Spatial averaging	0.10	Rectangular	1.732	1	∞
SDL	System detection limit	0.04	Rectangular	1.732	1	∞
<b>Uncertainty terms dependent on the DUT and environmental factors</b>						
PC	Probe coupling w ith DUT	0	Rectangular	1.732	1	∞
MOD	Modulation response	0.40	Rectangular	1.732	1	∞
IT	Integration time	0	Rectangular	1.732	1	∞
RT	Response time	0	Rectangular	1.732	1	∞
DH	Device holder influence	0.10	Rectangular	1.732	1	∞
DAQ	DUT alignment	0	Rectangular	1.732	1	∞
AC	RF ambient conditions	0.04	Rectangular	1.732	1	∞
AR	Ambient reflections	0.04	Rectangular	1.732	1	∞
MSI	Immunity / secondary reception	0	Rectangular	1.732	1	∞
DRI	Drift of the DUT	0.21	Rectangular	1.732	1	∞
Combined Standard Uncertainty U <sub>c</sub> (f) =		RSS				∞
Expanded Uncertainty U, Coverage Factor = 2, > 95 % Confidence =						∞
					0.76	1.52

## 6. Device Under Test (DUT) Information

### 6.1. DUT Description

The Apple iPhone is a smartphone with cellular GSM, GPRS, EGPRS, WCDMA, LTE, 5G NR1, 5G NR2, IEEE 802.11a/b/g/n/ac/ax/be, Bluetooth (BT), Ultra-Wideband (UWB), Global Positioning System (GPS), Near-Field Communication (NFC), Narrow-Band (NB) UNII, 802.15.4, 802.15.4ab-Narrow Band (NB), Wireless Power Transfer (WPT) and Mobile Satellite Service (MSS) technologies. The rechargeable battery is not user accessible. This device is not user-serviceable and requires special tools to disassemble.

All Models have the same PCB layout, circuit design, common components, antennas, and antenna locations across their respective reference model. The cellular modem, Wi-Fi, BT, NFC, WPT, UWB, NB UNII, 802.15.4, 802.15.4ab-NB, and MSS transmitters are identical.

The device utilizes two power modes: Mode A(DSI=0) and Mode B(DSI=1). Power selection is determined by the device’s positioning and use case as described in Sec. 10. Mode A power is used when the device is used against the user’s head. Mode B is used when the device is used in a body-worn configuration by the user.

The WWAN transmit antenna switching mechanism between WWAN antennas is implemented with a physical “break-before-make” switch so that only one antenna can be used for WWAN transmission at one time.

In Airplay mode, the device uses same power and power control mechanism as Wi-Fi. Airplay is not supported in hotspot mode. Airplay utilize the same 802.11 modes, modulation, MIMO, Channel Bandwidth, etc. as Wi-Fi does. Therefore, Airplay usage is categorized by the Wi-Fi SAR testing contained in Section 10.

BCM4399 has 2 vendors. All the Wi-Fi/BT radio modules have the same mechanical outline (e.g., the same package dimension and pin-out layout), use the same on-board antenna matching circuit, have an identical antenna structure, and are built and tested to conform to the same specifications and to operate within the same tolerances. Baseline testing was performed on the two variants to determine the worst case on all conducted power and radiated emissions.

This product utilizes a time-averaged power control mechanism – Wi-Fi Time-Averaged SAR(TAS) within the Wi-Fi chipset – that ensures total power across all Wi-Fi transmitters does not exceed applicable regulatory limits. For further details, refer to the technical description document and Appendix I.

Device Dimension	Refer to Appendix A
Back Cover	The Back Cover is not removable
Battery Options	The rechargeable battery is not user accessible.
Accessory	Headset
Wireless Router (Hotspot)	Wi-Fi Hotspot mode permits the device to share its cellular data connection with other Wi-Fi-enabled devices. <input checked="" type="checkbox"/> Mobile Hotspot (Wi-Fi 2.4 GHz) <input checked="" type="checkbox"/> Mobile Hotspot Wi-Fi 5.2(UNII-1)/5.8 GHz(UNII-3)
Airplay	Airplay mode enabled devices transfer data directly between each other <input checked="" type="checkbox"/> Airplay (Wi-Fi 2.4 GHz) <input checked="" type="checkbox"/> Airplay (Wi-Fi 5 GHz) <input checked="" type="checkbox"/> Airplay (Wi-Fi 6 GHz VLP only)
Bluetooth Tethering (Hotspot)	BT Tethering mode permits the device to share its cellular data connection with other devices. <input checked="" type="checkbox"/> BT Tethering (Bluetooth 2.4 GHz)

## 6.2. Wireless Technologies

Wireless technologies	Frequency bands	Operating mode	
GSM	850 1900	Voice (GMSK) GPRS (GMSK) EDGE (8PSK)	GSM Class : B Multi-Slot Class: Class 10 - 2 Up, 4 Down
		Does this device support DTM (Dual Transfer Mode)? <input type="checkbox"/> Yes <input checked="" type="checkbox"/> No	
W-CDMA (UMTS)	Band 2 Band 4 Band 5	UMTS Rel. 99 (Voice & Data) HSDPA (Rel. 5) HSUPA (Rel. 6) HSPA+ (Rel. 7) DC-HSDPA (Rel. 8)	
LTE	<b>FDD Bands</b> 2/4/5/7/12/13/14/17/25/26/29(DL)/30/66/71 <b>TDD Bands</b> 41 <sup>2</sup> /48/53 <b>Carrier Aggregation</b> FDD Bands 5B/7C TDD Bands 41C <sup>2</sup> /48C	QPSK 16QAM 64QAM 256QAM Carrier Aggregation (2 Uplinks and 5 Downlinks)	
5G NR (FR1)	<b>FDD Bands</b> n2/n5/n7/n12/n14/n25/n26/n29 (DL)/n30/n66/n70/n71 <b>TDD Bands</b> n41 <sup>2</sup> /n48/n53/n77 <sup>2</sup>	DFT-s-OFDM: Pi/2 BPSK, QPSK, 16QAM, 64QAM, 256QAM CP-OFDM: QPSK, 16QAM, 64QAM, 256QAM	
Wi-Fi <sup>1</sup>	2.4 GHz	802.11b/g/n/ax/be (20 MHz BW)	
	5 GHz UNII-1/2A/2C/3	802.11a/n/ac/ax/be (20/40/80/160 MHz BW)	
		Does this device support Bands 5.60 ~ 5.65 GHz? <input checked="" type="checkbox"/> Yes <input type="checkbox"/> No	
6 GHz SP: UNII-5/7 LPI: UNII-5/6/7/8 VLP: UNII-5/7	Does this device support Band gap channel(s)? <input checked="" type="checkbox"/> Yes <input type="checkbox"/> No		
Bluetooth <sup>1</sup>	2.4 GHz	BR, EDR, LE, and HDR	
NB UNII	UNII-1/3	GFSK, π/4 DQPSK	
802.15.4	2405 – 2475 MHz	O-QPSK	
802.15.4ab-NB	5728.75 – 5846.25 MHz	O-QPSK	
MSS	1.6 GHz	1PRB LTE SC-FDMA, BPSK	
NFC	13.56 MHz	Type A/B/F and ISO15693	
UWB <sup>4</sup>	6.5 GHz and 8 GHz	BPM-BPSK	
WPT	360 kHz	AM, FSK	

**Notes:**

1. Duty cycle for Wi-Fi is referenced from the DTS and U-NII reports. Refer to Section 10 for Duty Cycle values used for testing.
2. This device supports Power Class 2 (PC2) for LTE B41 and 5G NR n41, n77.
3. LTE Uplink 2CA is the total combined power of the UL CA.
4. UWB is categorically excluded because the maximum conducted output power (0.2mW) is less than 1mW.

### 6.3. General LTE SAR Test and Reporting Considerations

Item	Description						
Frequency range, Channel Bandwidth, Numbers and Frequencies	Band 2	Frequency range: 1850 - 1910 MHz (BW = 60 MHz)					
		Channel Bandwidth					
		20 MHz	15 MHz	10 MHz	5 MHz	3 MHz	1.4 MHz
	Low	<b>18700</b> <b>/1860</b>	18675/ 1857.5	18650/ 1855	18625/ 1852.5	18615/ 1851.5	18607/ 1850.7
	Mid	<b>18900</b> <b>1880</b>	18900/ 1880	18900/ 1880	18900/ 1880	18900/ 1880	18900/ 1880
	High	<b>19100</b> <b>1900</b>	19125/ 1902.5	19150/ 1905	19175/ 1907.5	19185/ 1908.5	19193/ 1909.3
	Band 4	Frequency range: 1710 - 1755 MHz (BW = 45 MHz)					
		Channel Bandwidth					
		20 MHz <sup>1</sup>	15 MHz	10 MHz	5 MHz	3 MHz	1.4 MHz
	Low	20050/ 1720	20025/ 1717.5	20000/ 1715	19975/ 1712.5	19965/ 1711.5	19957/ 1710.7
	Mid	<b>20175</b> <b>1732.5</b>	20175/ 1732.5	20175/ 1732.5	20175/ 1732.5	20175/ 1732.5	20175/ 1732.5
	High	20300/ 1745	20325/ 1747.5	20350/ 1750	20375/ 1752.5	20385/ 1753.5	20393/ 1754.3
	Band 5	Frequency range: 824 - 849 MHz (BW = 25 MHz)					
		Channel Bandwidth					
		20 MHz	15 MHz	10 MHz <sup>1</sup>	5 MHz	3 MHz	1.4 MHz
	Low			20450/ 829	20425/ 826.5	20415/ 825.5	20407/ 824.7
	Mid			<b>20525</b> <b>836.5</b>	20525/ 836.5	20525/ 836.5	20525/ 836.5
	High			20600/ 844	20625/ 846.5	20635/ 847.5	20643/ 848.3
	Band 7	Frequency range: 2500 - 2570 MHz (BW = 70 MHz)					
		Channel Bandwidth					
		20 MHz	15 MHz	10 MHz	5 MHz	3 MHz	1.4 MHz
Low	<b>20850</b> <b>2510</b>	20825 2507.5	20800 2505	20775 2502.5			
Mid	<b>21100</b> <b>2535</b>	21100 2535	21100 2535	21100 2535			
High	<b>21350</b> <b>2560</b>	21375 2562.5	21400 2565	21425 2567.5			
Band 12	Frequency range: 699 – 716 MHz (BW = 17 MHz)						
	Channel Bandwidth						
	20 MHz	15 MHz	10 MHz <sup>1</sup>	5 MHz	3 MHz	1.4 MHz	
Low			23060/ 704	23035/ 701.5	23025/ 700.5	23017/ 699.7	
Mid			<b>23095</b> <b>707.5</b>	23095/ 707.5	23095/ 707.5	23095/ 707.5	
High			23130/ 711	23155/ 713.5	23165/ 714.5	23173/ 715.3	
Band 13	Frequency range: 777 - 787 MHz (BW = 10 MHz)						
	Channel Bandwidth						
	20 MHz	15 MHz	10 MHz <sup>1</sup>	5 MHz <sup>1</sup>	3 MHz	1.4 MHz	
Low				23205/ 779.5			
Mid			<b>23230</b> <b>782</b>	23230/ 782			
High				23255/ 784.5			
Band 14	Frequency range: 788 - 798 MHz (BW = 10 MHz)						
	Channel Bandwidth						
	20 MHz	15 MHz	10 MHz <sup>1</sup>	5 MHz <sup>1</sup>	3 MHz	1.4 MHz	
Low				23305/ 790.5			
Mid			<b>23330</b> <b>793</b>	23330/ 793			
High				23355/ 793.5			

					795.5			
Band 17	Frequency range: 704 - 716 MHz (BW = 12 MHz)							
	Channel Bandwidth							
	20 MHz	15 MHz	10 MHz <sup>1</sup>	5 MHz <sup>1</sup>	3 MHz	1.4 MHz		
Low			23780/ 709	23755/ 706.5				
Mid			<b>23790/ 710</b>	23790/ 710				
High			23800/ 711	23825/ 713.5				
Band 25	Frequency range: 1850 - 1915 MHz (BW = 65 MHz)							
	Channel Bandwidth							
	20 MHz	15 MHz	10 MHz	5 MHz	3 MHz	1.4 MHz		
Low	<b>26140/ 1860</b>	26115/ 1857.5	26090/ 1855	26065/ 1852.5	26055/ 1851.5	26047/ 1850.7		
Mid	<b>26365/ 1882.5</b>	26365/ 1882.5	26365/ 1882.5	26365/ 1882.5	26365/ 1882.5	26365/ 1882.5		
High	<b>26590/ 1905</b>	26615/ 1907.5	26640/ 1910	26665/ 1912.5	26675/ 1913.5	26683/ 1914.3		
Band 26	Frequency range: 814 - 849 MHz (BW = 35 MHz)							
	Channel Bandwidth							
	20 MHz	15 MHz <sup>1</sup>	10 MHz	5 MHz	3 MHz	1.4 MHz		
Low			26740/ 819	26715/ 816.5	26705/ 815.5	26697/ 814.7		
Mid			26865/ 831.5	26865/ 831.5	26865/ 831.5	26865/ 831.5		
High			26990/ 844	27015/ 846.5	27025/ 847.5	27033/ 848.3		
Band 30	Frequency range: 2305 - 2315 MHz (BW = 10 MHz)							
	Channel Bandwidth							
	20 MHz	15 MHz	10 MHz <sup>1</sup>	5 MHz <sup>1</sup>	3 MHz	1.4 MHz		
Low				27685/ 2307.5				
Mid			<b>27710/ 2310</b>	27710/ 2310				
High				27735/ 2312.5				
Band 41 <sup>2</sup>	Frequency range: 2496 - 2690 MHz (BW = 194 MHz)							
	Channel Bandwidth							
	20 MHz	15 MHz	10 MHz	5 MHz	3 MHz	1.4 MHz		
	Low	<b>39750 / 2506.0</b>						
	Mid-Low	<b>40185 / 2549.5</b>						
	Mid	<b>40620 / 2593.0</b>						
	Mid-High	<b>41055 / 2636.5</b>						
High	<b>41490 / 2680.0</b>							
Band 48	Frequency range: 3550 - 3700 MHz (BW = 150 MHz)							
	Channel Bandwidth							
	20 MHz	15 MHz	10 MHz	5 MHz	3 MHz	1.4 MHz		
	Low	<b>55340/ 3560</b>	55315/ 3557.5	55290/ 3555	55265/ 3552.5			
	Mid-Low	<b>55773/ 3603.3</b>	55765/ 3602.5	55757/ 3601.7	55748/ 3600.8			
	Mid-High	<b>56207/ 3646.7</b>	56215/ 3647.5	56223/ 3648.3	56232/ 3649.2			
High	<b>56640/ 3690</b>	56665/ 3692.5	56690/ 3695	56715/ 3697.5				
Band 53	Frequency range: 2483.5 - 2495 MHz (BW = 11.5 MHz)							
	Channel Bandwidth							
	20 MHz	15 MHz	10 MHz <sup>1</sup>	5 MHz <sup>1</sup>	3 MHz	1.4 MHz		
	Low				2485/ 60115	2484.2/ 60147		
Mid			60197/ 2489.5	60197/ 2489.5	60197/ 2489.5	60197/ 2489.5		
High				2493.5/ 60240	2494.3/ 60248			

	Band 66	Frequency range: 1710 - 1780 MHz (BW = 70 MHz)																																																																		
		Channel Bandwidth																																																																		
		20 MHz	15 MHz	10 MHz	5 MHz	3 MHz	1.4 MHz																																																													
	Low	<b>132072/1720</b>	132047/1717.5	132022/1715	131997/1712.5	131987/1711.5	131979/1710.7																																																													
	Mid	<b>132322/1745</b>	132322/1745	132322/1745	132322/1745	132322/1745	132322/1745																																																													
	High	<b>132572/1770</b>	132597/1772.5	132622/1775	132647/1777.5	132657/1778.5	132665/1779.3																																																													
	Band 71	Frequency range: 663 - 698 MHz (BW = 35 MHz)																																																																		
		Channel Bandwidth																																																																		
		20 MHz <sup>1</sup>	15 MHz <sup>1</sup>	10 MHz	5 MHz	3 MHz	1.4 MHz																																																													
	Low	133222/673	133197/670.5	133172/668	133147/665.5																																																															
Mid	<b>133297/680.5</b>	133297/680.5	133297/680.5	133297/680.5																																																																
High	133372/688	133397/690.5	133422/693	133447/695.5																																																																
LTE transmitter and antenna implementation	LTE can transmit from either ANT1, ANT2, ANT3, ANT4, ANT7, ANT8, and ANT9 Antenna switching is implemented using a physical, "break-before-make" switch so that only one antenna can be used for LTE transmission at a time.																																																																			
Maximum power reduction (MPR)	<p><b>Table 6.2.3-1: Maximum Power Reduction (MPR) for Power Class 1, 2 and 3</b></p> <table border="1"> <thead> <tr> <th rowspan="2">Modulation</th> <th colspan="6">Channel bandwidth / Transmission bandwidth (N<sub>RB</sub>)</th> <th rowspan="2">MPR (dB)</th> </tr> <tr> <th>1.4 MHz</th> <th>3.0 MHz</th> <th>5 MHz</th> <th>10 MHz</th> <th>15 MHz</th> <th>20 MHz</th> </tr> </thead> <tbody> <tr> <td>QPSK</td> <td>&gt; 5</td> <td>&gt; 4</td> <td>&gt; 8</td> <td>&gt; 12</td> <td>&gt; 16</td> <td>&gt; 18</td> <td>≤ 1</td> </tr> <tr> <td>16 QAM</td> <td>≤ 5</td> <td>≤ 4</td> <td>≤ 8</td> <td>≤ 12</td> <td>≤ 16</td> <td>≤ 18</td> <td>≤ 1</td> </tr> <tr> <td>16 QAM</td> <td>&gt; 5</td> <td>&gt; 4</td> <td>&gt; 8</td> <td>&gt; 12</td> <td>&gt; 16</td> <td>&gt; 18</td> <td>≤ 2</td> </tr> <tr> <td>64 QAM</td> <td>≤ 5</td> <td>≤ 4</td> <td>≤ 8</td> <td>≤ 12</td> <td>≤ 16</td> <td>≤ 18</td> <td>≤ 2</td> </tr> <tr> <td>64 QAM</td> <td>&gt; 5</td> <td>&gt; 4</td> <td>&gt; 8</td> <td>&gt; 12</td> <td>&gt; 16</td> <td>&gt; 18</td> <td>≤ 3</td> </tr> <tr> <td>256 QAM</td> <td colspan="6">≥ 1</td> <td>≤ 5</td> </tr> </tbody> </table> <p>MPR Built-in by design The manufacturer MPR values are always within the 3GPP maximum MPR allowance but may not follow the default MPR values. A-MPR (additional MPR) was disabled during SAR testing</p>						Modulation	Channel bandwidth / Transmission bandwidth (N <sub>RB</sub> )						MPR (dB)	1.4 MHz	3.0 MHz	5 MHz	10 MHz	15 MHz	20 MHz	QPSK	> 5	> 4	> 8	> 12	> 16	> 18	≤ 1	16 QAM	≤ 5	≤ 4	≤ 8	≤ 12	≤ 16	≤ 18	≤ 1	16 QAM	> 5	> 4	> 8	> 12	> 16	> 18	≤ 2	64 QAM	≤ 5	≤ 4	≤ 8	≤ 12	≤ 16	≤ 18	≤ 2	64 QAM	> 5	> 4	> 8	> 12	> 16	> 18	≤ 3	256 QAM	≥ 1						≤ 5
Modulation	Channel bandwidth / Transmission bandwidth (N <sub>RB</sub> )							MPR (dB)																																																												
	1.4 MHz	3.0 MHz	5 MHz	10 MHz	15 MHz	20 MHz																																																														
QPSK	> 5	> 4	> 8	> 12	> 16	> 18	≤ 1																																																													
16 QAM	≤ 5	≤ 4	≤ 8	≤ 12	≤ 16	≤ 18	≤ 1																																																													
16 QAM	> 5	> 4	> 8	> 12	> 16	> 18	≤ 2																																																													
64 QAM	≤ 5	≤ 4	≤ 8	≤ 12	≤ 16	≤ 18	≤ 2																																																													
64 QAM	> 5	> 4	> 8	> 12	> 16	> 18	≤ 3																																																													
256 QAM	≥ 1						≤ 5																																																													
Spectrum plots for RB configurations	A properly configured base station simulator was used for the SAR and power measurements; therefore, spectrum plots for each RB allocation and offset configuration are not included in the SAR report.																																																																			

**Notes:**

- Maximum bandwidth does not support at least three non-overlapping channels in certain channel bandwidths. When a device supports overlapping channel assignment in a channel bandwidth configuration, the middle channel of the group of overlapping channels should be selected for testing per KDB 941225 D05 SAR for LTE Devices.
- LTE band 41 test channels in accordance with October 2014 TCB workshop for all channels bandwidths.
- SAR Testing for LTE was performed with the same number of RB and RB offsets transmitting on all TTI frames (maximum TTI).

### 6.4. LTE (TDD) Considerations

According to KDB 941225 D05 SAR for LTE Devices, for Time-Division Duplex (TDD) systems, SAR must be tested using a fixed periodic duty factor according to the highest transmission duty factor implemented for the device and supported by the defined 3GPP LTE TDD configurations.

LTE TDD Bands support 3GPP TS 36.211 section 4.2 for Type 2 Frame Structure and Table 4.2-2 for uplink-downlink configurations and Table 4.2-1 for Special subframe configurations.

Table 4.2-1: Configuration of special subframe (lengths of DwPTS/GP/UpPTS)

Special subframe configuration	Normal cyclic prefix in downlink			Extended cyclic prefix in downlink		
	DwPTS	UpPTS		DwPTS	UpPTS	
		Normal cyclic prefix in uplink	Extended cyclic prefix in uplink		Normal cyclic prefix in uplink	Extended cyclic prefix in uplink
0	$6592 \cdot T_s$	$(1+X) \cdot 2192 \cdot T_s$	$(1+X) \cdot 2560 \cdot T_s$	$7680 \cdot T_s$	$(1+X) \cdot 2192 \cdot T_s$	$(1+X) \cdot 2560 \cdot T_s$
1	$19760 \cdot T_s$			$20480 \cdot T_s$		
2	$21952 \cdot T_s$			$23040 \cdot T_s$		
3	$24144 \cdot T_s$			$25600 \cdot T_s$		
4	$26336 \cdot T_s$			$7680 \cdot T_s$		
5	$6592 \cdot T_s$	$(2+X) \cdot 2192 \cdot T_s$	$(2+X) \cdot 2560 \cdot T_s$	$20480 \cdot T_s$	$(2+X) \cdot 2192 \cdot T_s$	$(2+X) \cdot 2560 \cdot T_s$
6	$19760 \cdot T_s$			$23040 \cdot T_s$		
7	$21952 \cdot T_s$			$12800 \cdot T_s$		
8	$24144 \cdot T_s$			-		
9	$13168 \cdot T_s$			-		
10	$13168 \cdot T_s$	$13152 \cdot T_s$	$12800 \cdot T_s$	-	-	-

Table 4.2-2: Uplink-downlink configurations & Calculated Duty Cycle

Uplink-Downlink Configuration	Downlink-to-Uplink Switch-point Periodicity	Subframe Number										Calculated Duty Cycle (%)
		0	1	2	3	4	5	6	7	8	9	
0	5 ms	D	S	U	U	U	D	S	U	U	U	63.3%
1	5 ms	D	S	U	U	D	D	S	U	U	D	43.3%
2	5 ms	D	S	U	D	D	D	S	U	D	D	23.3%
3	10 ms	D	S	U	U	U	D	D	D	D	D	31.7%
4	10 ms	D	S	U	U	D	D	D	D	D	D	21.7%
5	10 ms	D	S	U	D	D	D	D	D	D	D	11.7%
6	5 ms	D	S	U	U	U	D	S	U	U	D	53.3%

Calculated Duty Cycle = Extended cyclic prefix in uplink \* (T<sub>s</sub>) \* # of S + # of U / period

**Note(s):**

This device supports uplink-downlink configurations 0-6. SAR testing/analysis was performed with the configuration with highest duty cycle for the following power classes: configuration 0 at 63.3% for Power Class 3 and configuration 1 at 43.3% for Power Class 2.



### 6.5. General 5G NR(FR1) SAR Test and Reporting Considerations

n2	SCS (kHz)	Frequency range: 1850 - 1910 MHz (BW = 60 MHz)													
		Channel Bandwidth (MHz)													
		100	90	80	70	60	50	40	30	25	20	15	10	5	
Low	15										372000 /1860	371500 /1857.5	371000 /1855	370500 /1852.5	
Mid	15										376000 /1880	376000 /1880	376000 /1880	376000 /1880	
High	15										380000 /1900	380500 /1902.5	381000 /1905	381500 /1907.5	
n5	SCS (kHz)	Frequency range: 824 - 849 MHz (BW = 25 MHz)													
		Channel Bandwidth (MHz)													
		100	90	80	70	60	50	40	30	25	20	15	10	5	
Low	15										166800 /834	166300 /831.5	165800 /829	165300 /826.5	
Mid	15										167300 /836.5	167300 /836.5	167300 /836.5	167300 /836.5	
High	15										167800 /839	168300 /841.5	168800 /844	169300 /846.5	
n7	SCS (kHz)	Frequency range: 2500 - 2570 MHz (BW = 70 MHz)													
		Channel Bandwidth (MHz)													
		100	90	80	70	60	50	40	30	25	20	15	10	5	
Low	15							504000 /2520	503000 /2515	502500 /2512.5	502000 /2510	501500 /2507.5	501000 /2505	500500 /2502.5	
Mid	15							507000 /2535	507000 /2535	507000 /2535	507000 /2535	507000 /2535	507000 /2535	507000 /2535	
High	15							510000 /2550	511000 /2555	511500 /2557.5	512000 /2560	512500 /2562.5	513000 /2565	513500 /2567.5	
n12	SCS (kHz)	Frequency range: 699 - 716 MHz (BW = 17 MHz)													
		Channel Bandwidth (MHz)													
		100	90	80	70	60	50	40	30	25	20	15	10	5	
Low	15											141300 /706.5	140800 /704	140300 /701.5	
Mid	15											141500 /707.5	141500 /707.5	141500 /707.5	
High	15											141700 /708.5	142200 /711	142700 /713.5	
n14	SCS (kHz)	Frequency range: 788 - 798 MHz (BW = 10 MHz)													
		Channel Bandwidth (MHz)													
		100	90	80	70	60	50	40	30	25	20	15	10	5	
Low	15												158600 /793	158100 /790.5	
Mid	15												158600 /793	158600 /793	
High	15												158600 /793	159100 /795.5	
n25	SCS (kHz)	Frequency range: 1850 - 1915 MHz (BW = 65 MHz)													
		Channel Bandwidth (MHz)													
		100	90	80	70	60	50	40	30	25	20	15	10	5	
Low	15							374000 /1870	373000 /1865	372500 /1862.5	372000 /1860	371500 /1857.5	371000 /1855	370500 /1852.5	
Mid	15							376500 /1882.5	376500 /1882.5	376500 /1882.5	376500 /1882.5	376500 /1882.5	376500 /1882.5	376500 /1882.5	
High	15							379000 /1895	380000 /1900	380500 /1902.5	381000 /1905	381500 /1907.5	382000 /1910	382500 /1912.5	
n26	SCS (kHz)	Frequency range: 814 - 849 MHz (BW = 35 MHz)													
		Channel Bandwidth (MHz)													
		100	90	80	70	60	50	40	30	25	20	15	10	5	
Low	15										164800 /824	164300 /821.5	163800 /819	163300 /816.5	
Mid	15										166300 /831.5	166300 /831.5	166300 /831.5	166300 /831.5	
High	15										167800 /839	168300 /841.5	168800 /844	169300 /846.5	
n30	SCS (kHz)	Frequency range: 2305 - 2315 MHz (BW = 10 MHz)													
		Channel Bandwidth (MHz)													
		100	90	80	70	60	50	40	30	25	20	15	10	5	
Low	15													461500 /2307.5	
Mid	15												462000 /2310	462000 /2310	
High	15												462500 /2312.5	462500 /2312.5	
n41	SCS (kHz)	Frequency range: 2496 - 2690 MHz (BW = 194 MHz)													
		Channel Bandwidth (MHz)													
		100	90	80	70	60	50	40	30	25	20	15	10	5	
Low	30	509196 /2545.98	508200 /2541	507198 /2535.99	506196 /2530.98	505200 /2526	504198 /2520.99	503196 /2515.98	502200 /2511		501198 /2505.99	500700 /2503.5	500196 /2500.98		
	Low-Mid	30	513900 /2569.5	513396 /2566.98	512898 /2564.49	512400 /2562	511896 /2559.48	511398 /2556.99	510900 /2554.5	510396 /2551.98		509898 /2549.49	509646 /2548.23	509400 /2547	
Mid	30	518598 /2592.99	518598 /2592.99	518598 /2592.99	518598 /2592.99	518598 /2592.99	518598 /2592.99	518598 /2592.99	518598 /2592.99		518598 /2592.99	518598 /2592.99	518598 /2592.99		
	Mid-High	30	523296 /2616.48	523800 /2619	524298 /2621.49	524796 /2623.98	525300 /2626.5	525798 /2628.99	526296 /2631.48	526800 /2634		527298 /2636.49	527550 /2637.75	527796 /2638.98	
High	30	527994 /2639.97	528996 /2644.98	529998 /2649.99	530994 /2654.97	531996 /2659.98	532998 /2664.99	533994 /2669.97	534996 /2674.98		535998 /2679.99	536496 /2682.48	536994 /2684.97		

n48	SCS (kHz)	Frequency range: 3550 - 3700 MHz (BW = 150 MHz)														
		Channel Bandwidth (MHz)														
		100	90	80	70	60	50	40	30	25	20	15	10	5		
Low	30							638000 /3570	637332 /3564.99			637332 /3559.98	637166 /3557.49	637000 /3555		
Low-Mid	30							640444 /3606.66	640332 /3604.98			640222 /3603.33	640166 /3602.49	640110 /3601.65		
Mid	30							642888 /3643.32	642998 /3644.97			643110 /3646.65	643166 /3647.49	643220 /3648.3		
High	30							645332 /3679.98	645666 /3684.99			645998 /3689.97	646166 /3692.49	646332 /3694.98		
n53	SCS (kHz)	Frequency range: 2483.5 - 2495 MHz (BW = 11.5 MHz)														
		Channel Bandwidth (MHz)														
		100	90	80	70	60	50	40	30	25	20	15	10	5		
Low	30													497700 /2488.5		
Mid	30													497860 /2489.3		
High	30													498000 /2490		
n66	SCS (kHz)	Frequency range: 1710 - 1780 MHz (BW = 70 MHz)														
		Channel Bandwidth (MHz)														
		100	90	80	70	60	50	40	30	25	20	15	10	5		
Low	15							346000 /1730	345000 /1725	344500 /1722.5	344000 /1720	343500 /1717.5	343000 /1715	342500 /1712.5		
Mid	15							349000 /1745	349000 /1745	349000 /1745	349000 /1745	349000 /1745	349000 /1745	349000 /1745		
High	15							352000 /1760	353000 /1765	353500 /1767.5	354000 /1770	354500 /1772.5	355000 /1775	355500 /1777.5		
n70	SCS (kHz)	Frequency range: 1695 - 1710 MHz (BW = 15 MHz)														
		Channel Bandwidth (MHz)														
		100	90	80	70	60	50	40	30	25	20	15	10	5		
Low	15												340500 /1702.5	340000 /1700	339500 /1697.5	
Mid	15												340500 /1702.5	340500 /1702.5	340500 /1702.5	
High	15												340500 /1702.5	341000 /1705	341500 /1707.5	
n71	SCS (kHz)	Frequency range: 663 - 698 MHz (BW = 35 MHz)														
		Channel Bandwidth (MHz)														
		100	90	80	70	60	50	40	30	25	20	15	10	5		
Low	15											134600 /673	134100 /670.5	133600 /668	133100 /665.5	
Mid	15											136100 /680.5	136100 /680.5	136100 /680.5	136100 /680.5	
High	15											137600 /688	138100 /690.5	138600 /693	139100 /695.5	
n77	SCS (kHz)	Block A Frequency range: 3450 - 3550 MHz (BW = 100 MHz)														
		Channel Bandwidth (MHz)														
		100	90	80	70	60	50	40	30	25	20	15	10	5		
Low	30	633332 /3499.98	633000 /3495	632666 /3489.99	632332 /3484.98	632000 /3480	631666 /3474.99	631332 /3469.98	631000 /3465			630666 /3459.99	630500 /3457.5	630332 /3454.98		
Mid	30	633332 /3499.98	633332 /3499.98	633332 /3499.98	633332 /3499.98	633332 /3499.98	633332 /3499.98	633332 /3499.98	633332 /3499.98			633332 /3499.98	633332 /3499.98	633332 /3499.98		
High	30	633332 /3499.98	633666 /3504.99	633998 /3509.97	634332 /3514.98	634666 /3519.99	634998 /3524.97	635332 /3529.98	635666 /3534.99			635998 /3539.97	636166 /3542.49	636332 /3544.98		
n77	SCS (kHz)	Block C Frequency range: 3700 - 3980 MHz (BW = 280 MHz)														
		Channel Bandwidth (MHz)														
		100	90	80	70	60	50	40	30	25	20	15	10	5		
Low	30	649998 /3749.97	649666 /3744.99	649332 /3739.98	648998 /3734.97	648666 /3729.99	648332 /3724.98	647998 /3719.97	647666 /3714.99			647332 /3709.98	647166 /3707.49	646998 /3704.97		
Low-Mid	30	652998 /3794.97	652832 /3792.48	652666 /3789.99	652498 /3787.47	652332 /3784.98	652166 /3782.49	651998 /3779.97	651832 /3777.48			651666 /3774.99	651582 /3773.73	651498 /3772.47		
Mid	30	656000 /3840	656000 /3840	656000 /3840	656000 /3840	656000 /3840	656000 /3840	656000 /3840	656000 /3840			656000 /3840	656000 /3840	656000 /3840		
Mid-High	30	658998 /3884.97	659166 /3887.49	659332 /3889.98	659498 /3892.47	659666 /3894.99	659832 /3897.48	659998 /3899.97	660166 /3902.49			660332 /3904.98	660416 /3906.24	660498 /3907.47		
High	30	661998 /3929.97	662332 /3934.98	662666 /3939.99	662998 /3944.97	663332 /3949.98	663666 /3954.99	663998 /3959.97	664332 /3964.98			664666 /3969.99	664832 /3972.48	664998 /3974.97		
SCS	15 kHz (n2, n5, n7, n12, n14, n25, n26, n30, n66, n70, n71) 30 kHz (n41, n48, n53, n77)															
NR(FR1) transmitter and antenna implementation	Refer to section 7 and Appendix A.															
A-MPR(Additional MPR) disabled for SAR testing?	Yes															
EN-DC Carrier Aggregation Possible Combinations																

LTE Anchor Bands for NR band n2	LTE Band 5/12/14/48/66
LTE Anchor Bands for NR band n5	LTE Band 2/7/30/48/66
LTE Anchor Bands for NR band n7	LTE Band 5/12/66
LTE Anchor Bands for NR band n12	LTE Band 2/30/48/66
LTE Anchor Bands for NR band n14	LTE Band 2/30/66
LTE Anchor Bands for NR band n25	LTE Band 12/48/66
LTE Anchor Bands for NR band n26	N/A
LTE Anchor Bands for NR band n30	LTE Band 5/12/14/66
LTE Anchor Bands for NR band n41	LTE Band 2/4/5/12/25/26/41/66
LTE Anchor Bands for NR band n48	LTE Band 2/5/13/66
LTE Anchor Bands for NR band n53	LTE Band 48
LTE Anchor Bands for NR band n66	LTE Band 2/5/7/12/13/14/30/48/71
LTE Anchor Bands for NR band n70	N/A
LTE Anchor Bands for NR band n71	LTE Band 2/7/48/66
LTE Anchor Bands for NR band n77	LTE Band 2/5/7/12/13/14/25/30/41/66/71

**Notes:**

1. Maximum bandwidth does not support at least three non-overlapping channels in certain channel bandwidths. When a device supports overlapping channel assignment in a channel bandwidth configuration, the middle channel of the group of overlapping channels should be selected for testing per FCC Guidance.
2. SAR test for NR bands and LTE anchor Bands were performed separately due to limitations in SAR probe calibration factors. And, due to test setup limitations, SAR testing for NR was performed using test mode software to establish the connection.
3. FR1 supported standalone.
4. Manufacturer/OEM declares operating duty cycle to be 100% and 50% for 5G NR (FR1) TDD Power Class 3 and Power Class 2 respectively.

**6.6. Time-Average Feature**

The equipment under test (EUT) incorporates the Smart Transmit (SmartTX) SAR averaging algorithm provided by Qualcomm for cellular technologies. Smart Transmit controls the Tx power of the cellular-based wireless device in real-time to maintain the time-averaged Tx power, and in turn, time-averaged RF exposure, below the predefined time-average power limit characterized for each technology and band.

The purpose of the Part 2 test in this report is to demonstrate that the EUT meets the FCC SAR limits when transmitting in static transmission scenario at maximum allowable time-averaged power levels.

The Smart Transmit algorithm maintains the time-averaged transmit power, in turn, time-averaged RF exposure of SAR\_design\_target or PD\_design\_target for each characterized technology and band.

Smart Transmit allows the device to transmit at higher power instantaneously as high as  $P_{max}$ , when needed, but enforces power limiting to maintain time-averaged transmit power to  $P_{limit}$ .

The maximum time-averaged output power (dBm) for any 2G/3G/4G/5G NR WWAN technology band, and DSI = minimum of " $P_{limit}$  EFS" and "Maximum output power  $P_{max}$ " includes device uncertainty.

SAR values in this report were scaled to the maximum time-averaged output power to determine compliance following KDB 447498 D01.

**SAR Characterization**

Please refer to 14982484-S5 for the full details regarding SAR Characterizations.

## 7. RF Exposure Conditions (Test Configurations)

Refer to Appendix A for the specific details of the antenna-to-antenna and antenna-to-edge(s) distances.

Antenna	Band	Back	Front	Edge Top	Edge Right	Edge Bottom	Edge Left
ANT1	GSM 850/1900 WCDMA B2/4/5 LTE B2/4/5/7/12/13/14/17/25/26/30/41/53/66/71 5G(FR1) n2/n5/n7/n12/n14/n25/n26/n30/n41/n53/n66/n70/n71 MSS (L-Band)	Yes	Yes	No	Yes	Yes	Yes
ANT2	GSM 850/1900 WCDMA B2/4/5 LTE B2/4/5/7/12/13/14/17/25/26/30/41/53/66/71 5G(FR1) n2/n5/n7/n12/n14/n25/n26/n30/n41/n53/n66/n70/n71 NFC Primary	Yes	Yes	Yes	Yes	No	Yes
ANT3	GSM 1900 WCDMA B2/4 LTE B2/4/7/25/30/41/66 5G(FR1) n2/n7/n25/n30/n41/n66/n70 Wi-Fi 2.4GHz Bluetooth 2.4GHz 802.15.4	Yes	Yes	No	No	Yes	Yes
ANT4	GSM 1900 WCDMA B2/4 LTE B2/4/7/25/30/41/48/66 5G(FR1) n2/n7/n25/n30/n41/n48/n66/n70/n77 MSS (L-Band) Wi-Fi 2.4GHz Bluetooth 2.4GHz 802.15.4	Yes	Yes	Yes	Yes	No	No
ANT5	Wi-Fi 5GHz/6GHz 802.15.4ab-NB NB UNII	Yes	Yes	No	No	Yes	Yes
ANT6	Wi-Fi 5GHz/6GHz 802.15.4ab-NB NB UNII	Yes	Yes	Yes	No	No	Yes
ANT7	LTE B48 5G(FR1) n48/n77	Yes	Yes	No	Yes	Yes	No
ANT8	LTE B48 5G(FR1) n48/n77	Yes	Yes	Yes	No	No	Yes
ANT9	LTE B48 5G(FR1) n48/n77	Yes	Yes	No	No	Yes	Yes
NFC	NFC Secondary	Yes	Yes	No	Yes	No	Yes

**Notes:**

- SAR is not required because the distance from the antenna to the edge is > 25 mm as per KDB 941225 D06 Hot Spot SAR.
- The Body-worn minimum separation distance is 5 mm. To cover both body-worn and hotspot RF exposure conditions testing was performed at a separation distance of 5 mm.

## 8. Dielectric Property Measurements & System Check

### 8.1. SAR Dielectric Property Measurements and System Checks

The temperature of the tissue-equivalent medium used during measurement must also be within 18°C to 25°C and within  $\pm 2^\circ\text{C}$  of the temperature when the tissue parameters are characterized.

The dielectric parameters must be measured before the tissue-equivalent medium is used in a series of SAR measurements. The parameters should be re-measured after each 3 – 4 days of use; or earlier if the dielectric parameters can become out of tolerance; for example, when the parameters are marginal at the beginning of the measurement series.

Tissue dielectric parameters were measured at the low, middle and high frequency of each operating frequency range of the test device.

The dielectric constant ( $\epsilon_r$ ) and conductivity ( $\sigma$ ) of typical tissue-equivalent media recipes are expected to be within  $\pm 5\%$  of the required target values; but for SAR measurement systems that have implemented the SAR error compensation algorithms documented in IEEE Std 1528-2013, to automatically compensate the measured SAR results for deviations between the measured and required tissue dielectric parameters, the tolerance for  $\epsilon_r$  and  $\sigma$  may be relaxed to  $\pm 10\%$ . This is limited to frequencies  $\leq 3$  GHz.

#### Tissue Dielectric Parameters

FCC KDB 865664 D01 SAR Measurement 100 MHz to 6 GHz

Target Frequency (MHz)	Head		Body	
	$\epsilon_r$	$\sigma$ (S/m)	$\epsilon_r$	$\sigma$ (S/m)
150	52.3	0.76	61.9	0.80
300	45.3	0.87	58.2	0.92
450	43.5	0.87	56.7	0.94
835	41.5	0.90	55.2	0.97
900	41.5	0.97	55.0	1.05
915	41.5	0.98	55.0	1.06
1450	40.5	1.20	54.0	1.30
1610	40.3	1.29	53.8	1.40
1800 – 2000	40.0	1.40	53.3	1.52
2450	39.2	1.80	52.7	1.95
3000	38.5	2.40	52.0	2.73
5000	36.2	4.45	49.3	5.07
5100	36.1	4.55	49.1	5.18
5200	36.0	4.66	49.0	5.30
5300	35.9	4.76	48.9	5.42
5400	35.8	4.86	48.7	5.53
5500	35.6	4.96	48.6	5.65
5600	35.5	5.07	48.5	5.77
5700	35.4	5.17	48.3	5.88
5800	35.3	5.27	48.2	6.00

SAR system verification is required to confirm measurement accuracy, according to the tissue dielectric media, probe calibration points and other system operating parameters required for measuring the SAR of a test device. The system verification must be performed for each frequency band and within the valid range of each probe calibration point required for testing the device. The same SAR probe(s) and tissue-equivalent media combinations used with each specific SAR system for system verification must be used for device testing. When multiple probe calibration points are required to cover substantially large transmission bands, independent system verifications are required for each probe calibration point. A system verification must be performed before each series of SAR measurements using the same probe calibration point and tissue-equivalent medium. Additional system verification should be considered according to the conditions of the tissue-equivalent medium and measured tissue dielectric parameters, typically every three to four days when the liquid parameters are re-measured or sooner when marginal liquid parameters are used at the beginning of a series of measurements.

**System Performance Check Measurement Conditions:**

- The measurements were performed in the flat section of the TWIN SAM or ELI phantom, shell thickness: 2.0 ±0.2 mm (bottom plate) filled with Body or Head simulating liquid of the following parameters.
- The depth of tissue-equivalent liquid in a phantom must be ≥ 15.0 cm for SAR measurements ≤ 3 GHz and ≥ 10.0 cm for measurements > 3 GHz.
- The DASY system with an E-Field Probe was used for the measurements.
- The dipole was mounted on the small tripod so that the dipole feed point was positioned below the center marking of the flat phantom section and the dipole was oriented parallel to the body axis (the long side of the phantom). The standard measuring distance was 10 mm (above 1 GHz) and 15 mm (below 1 GHz) from dipole center to the simulating liquid surface.
- The coarse grid with a grid spacing of 15 mm was aligned with the dipole.  
For 5 GHz band - The coarse grid with a grid spacing of 10 mm was aligned with the dipole.
- Special 7x7x7 (below 3 GHz) and/or 8x8x7 (above 3 GHz) fine cube was chosen for the cube.
- Distance between probe sensors and phantom surface was set to 3 mm.  
For 5 GHz band - Distance between probe sensors and phantom surface was set to 2.5 mm
- The dipole input power (forward power) was 100 mW.
- The results are normalized to 1 W input power.

Liquid Check											System Check												
SAR Lab	Date	Tissue Type	Band (MHz)	Freq. (MHz)	Relative Permittivity (εr)			Conductivity (σ)			Date	Dipole Type & Serial Number	Dipole Cal. Due Date	Input Power (dBm)	Measured results for 1-g SAR				Measured results for 10-g SAR				Plot No.
					Measured	Target	Delta	Measured	Target	Delta					Meas. Zoom Scan	Normalize to 1 W	Target (Ref. Value)	Delta ±10%	Meas. Zoom Scan	Normalize to 1 W	Target (Ref. Value)	Delta ±10%	
SARA	5/25/2024	Head	2300	2300	40.38	39.47	2.30%	1.61	1.66	-3.17%	5/25/2024	D2300V2 SN: 1058	10/13/2024	20.0	5.130	51.300	48.500	5.77%	2.510	25.100	23.600	6.36%	
				2350	40.30	39.38	2.32%	1.65	1.71	-3.38%													
				2400	40.22	39.30	2.35%	1.69	1.75	-3.75%													
SARA	5/28/2024	Head	2300	2300	40.19	39.47	1.82%	1.56	1.66	-6.24%	5/28/2024	D2300V2 SN: 1058	10/13/2024	20.0	4.740	47.400	48.500	-2.27%	2.320	23.200	23.600	-1.69%	
				2350	40.18	39.38	2.02%	1.60	1.71	-6.42%													
				2400	40.13	39.30	2.12%	1.64	1.75	-6.37%													
SARA	5/31/2024	Head	2300	2300	41.34	39.47	4.73%	1.56	1.66	-6.36%	5/31/2024	D2300V2 SN: 1058	10/13/2024	20.0	5.090	50.900	48.500	4.95%	2.500	25.000	23.600	5.93%	
				2350	41.26	39.38	4.76%	1.59	1.71	-6.72%													
				2400	41.20	39.30	4.84%	1.62	1.75	-7.29%													
SARA	6/3/2024	Head	2300	2300	38.00	39.47	-3.73%	1.57	1.66	-5.63%	6/3/2024	D2300V2 SN: 1058	10/13/2024	20.0	5.240	52.400	48.500	8.04%	2.570	25.700	23.600	8.90%	1
				2350	37.91	39.38	-3.74%	1.61	1.71	-6.01%													
				2400	37.82	39.30	-3.76%	1.64	1.75	-6.55%													
SARA	6/6/2024	Head	2300	2300	41.49	39.47	5.11%	1.64	1.66	-1.55%	6/6/2024	D2300V2 SN: 1058	10/13/2024	20.0	5.230	52.300	48.500	7.84%	2.570	25.700	23.600	8.90%	
				2350	41.46	39.38	5.27%	1.68	1.71	-1.45%													
				2400	41.34	39.30	5.20%	1.70	1.75	-2.78%													
SARA	6/8/2024	Head	2600	2600	41.37	39.01	6.05%	1.84	1.96	-6.23%	6/8/2024	D2600V2 SN: 1006	10/13/2024	20.0	5.460	54.600	56.100	-2.67%	2.520	25.200	25.400	-0.79%	
				2495	41.52	39.14	6.07%	1.76	1.85	-4.80%													
				2690	41.20	38.90	5.92%	1.91	2.06	-7.26%													
SARA	6/10/2024	Head	2300	2300	39.83	39.47	0.91%	1.58	1.66	-5.03%	6/10/2024	D2300V2 SN: 1058	10/13/2024	20.0	5.210	52.100	48.500	7.42%	2.580	25.800	23.600	9.32%	
				2350	39.74	39.38	0.90%	1.62	1.71	-5.43%													
				2400	39.67	39.30	0.95%	1.65	1.75	-5.80%													
SARA	6/12/2024	Head	2600	2600	41.07	39.01	5.28%	1.89	1.96	-3.73%	6/12/2024	D2600V2 SN: 1006	10/13/2024	20.0	5.090	50.900	56.100	-9.27%	2.300	23.000	25.400	-9.45%	2
				2495	41.24	39.14	5.36%	1.80	1.85	-2.42%													
				2690	40.93	38.90	5.23%	1.96	2.06	-4.88%													
SARA	6/14/2024	Head	2300	2300	41.27	39.47	4.55%	1.71	1.66	2.72%	6/14/2024	D2300V2 SN: 1058	10/13/2024	20.0	4.940	49.400	48.500	1.86%	2.350	23.500	23.600	-0.42%	
				2350	41.19	39.38	4.58%	1.75	1.71	2.36%													
				2400	41.13	39.30	4.67%	1.78	1.75	1.79%													
SARA	6/18/2024	Head	2300	2300	42.08	39.47	6.61%	1.57	1.66	-5.63%	6/18/2024	D2300V2 SN: 1058	10/13/2024	20.0	4.970	49.700	48.500	2.47%	2.450	24.500	23.600	3.81%	
				2350	42.00	39.38	6.64%	1.61	1.71	-6.01%													
				2400	41.93	39.30	6.70%	1.64	1.75	-6.60%													
SARA	06/18/2024	Head	2600	2600	42.81	39.01	9.74%	1.86	1.96	-5.46%	6/18/2024	D2600V2 SN: 1006	10/13/2024	20.0	5.200	52.000	56.100	-7.31%	2.410	24.100	25.400	-5.12%	
				2495	42.94	39.14	9.70%	1.76	1.85	-4.69%													
				2690	42.67	38.90	9.70%	1.93	2.06	-6.14%													
SARA	6/22/2024	Head	2300	2300	42.02	39.47	6.45%	1.56	1.66	-6.36%	6/22/2024	D2300V2 SN: 1058	10/13/2024	20.0	4.710	47.100	48.500	-2.89%	2.310	23.100	23.600	-2.12%	
				2350	41.94	39.38	6.49%	1.60	1.71	-6.42%													
				2400	41.85	39.30	6.50%	1.63	1.75	-6.94%													
SARA	6/26/2024	Head	2300	2300	40.70	39.47	3.11%	1.64	1.66	-1.49%	6/26/2024	D2300V2 SN: 1058	10/13/2024	20.0	4.940	49.400	48.500	1.86%	2.420	24.200	23.600	2.54%	
				2350	40.65	39.38	3.21%	1.67	1.71	-1.97%													
				2400	40.56	39.30	3.21%	1.71	1.75	-2.21%													
SARA	6/26/2024	Head	2600	2600	40.21	39.01	3.07%	1.87	1.96	-4.85%	6/26/2024	D2600V2 SN: 1006	10/13/2024	20.0	5.100	51.000	56.100	-9.09%	2.340	23.400	25.400	-7.87%	
				2495	40.39	39.14	3.19%	1.78	1.85	-3.50%													
				2690	40.06	38.90	2.99%	1.94	2.06	-5.85%													
SARA	6/29/2024	Head	2300	2300	41.95	39.47	6.28%	1.56	1.66	-6.24%	6/29/2024	D2300V2 SN: 1058	10/13/2024	20.0	4.790	47.900	48.500	-1.24%	2.350	23.500	23.600	-0.42%	
				2350	41.83	39.38	6.21%	1.60	1.71	-6.60%													
				2400	41.76	39.30	6.27%	1.63	1.75	-6.94%													

Liquid Check											System Check												
SAR Lab	Date	Tissue Type	Band (MHz)	Freq. (MHz)	Relative Permittivity (εr)			Conductivity (σ)			Date	Dipole Type & Serial Number	Dipole Cal. Due Date	Input Power (dBm)	Measured results for 1-g SAR				Measured results for 10-g SAR				Plot No.
					Measured	Target	Delta	Measured	Target	Delta					Meas. Zoom Scan	Normalize to 1 W	Target (Ref. Value)	Delta ±10%	Meas. Zoom Scan	Normalize to 1 W	Target (Ref. Value)	Delta ±10%	
SAR B	5/25/2024	Head	2300	2300	39.52	39.47	0.12%	1.62	1.66	-2.75%	5/25/2024	D2300V2 SN: 1058	10/13/2024	20.0	5.070	50.700	48.500	4.54%	2.430	24.300	23.600	2.97%	
				2350	39.43	39.38	0.12%	1.65	1.71	-3.38%													
				2400	39.34	39.30	0.11%	1.68	1.75	-3.98%													
SAR B	5/25/2024	Head	2600	2600	40.98	39.01	5.05%	1.88	1.96	-4.19%	5/25/2024	D2600V2 SN: 1006	10/13/2024	20.0	5.120	51.200	56.100	-8.73%	2.310	23.100	25.400	-9.06%	
				2495	41.17	38.14	5.18%	1.80	1.85	-2.63%													
				2690	40.89	38.90	5.12%	1.94	2.06	-5.80%													
SAR B	5/27/2024	Head	2600	2600	39.37	39.01	0.92%	1.99	1.96	1.52%	5/27/2024	D2600V2 SN: 1006	10/13/2024	15.0	1.810	57.237	56.100	2.03%	0.819	25.899	25.400	1.96%	
				2495	39.56	39.14	1.06%	1.90	1.85	2.56%													
				2690	39.17	38.90	0.70%	2.07	2.06	0.66%													
SAR B	5/27/2024	Head	2300	2300	39.89	39.47	1.06%	1.74	1.66	4.64%	5/27/2024	D2300V2 SN: 1058	10/13/2024	15.0	1.630	51.545	48.500	6.28%	0.780	24.666	23.600	4.52%	3
				2350	39.81	39.38	1.08%	1.78	1.71	4.29%													
				2400	39.72	39.30	1.08%	1.82	1.75	3.79%													
SAR B	5/30/2024	Head	2300	2300	38.11	39.47	-3.45%	1.60	1.66	-4.13%	5/30/2024	D2300V2 SN: 1058	10/13/2024	20.0	4.860	48.600	48.500	0.21%	2.330	23.300	23.600	-1.27%	
				2350	38.06	39.38	-3.36%	1.63	1.71	-4.43%													
				2400	37.99	39.30	-3.33%	1.67	1.75	-4.89%													
SAR B	5/30/2024	Head	2600	2600	40.33	39.01	3.38%	1.88	1.96	-4.34%	5/30/2024	D2600V2 SN: 1006	10/13/2024	20.0	5.260	52.600	56.100	-6.24%	2.370	23.700	25.400	-6.69%	
				2495	40.50	39.14	3.47%	1.79	1.85	-3.39%													
				2690	40.17	38.90	3.27%	1.95	2.06	-5.27%													
SAR B	6/3/2024	Head	2300	2300	37.75	39.47	-4.36%	1.66	1.66	-0.22%	6/3/2024	D2300V2 SN: 1058	10/13/2024	20.0	5.010	50.100	48.500	3.30%	2.410	24.100	23.600	2.12%	
				2350	37.64	39.38	-4.43%	1.70	1.71	-0.57%													
				2400	37.56	39.30	-4.42%	1.74	1.75	-0.55%													
SAR B	6/3/2024	Head	2600	2600	37.19	39.01	-4.67%	1.90	1.96	-3.07%	6/3/2024	D2600V2 SN: 1006	10/13/2024	20.0	5.390	53.900	56.100	-3.92%	2.430	24.300	25.400	-4.33%	
				2495	37.38	39.14	-4.50%	1.81	1.85	-2.04%													
				2690	37.01	38.90	-4.85%	1.98	2.06	-3.91%													
SAR B	6/6/2024	Head	2300	2300	37.78	39.47	-4.29%	1.64	1.66	-1.19%	6/6/2024	D2300V2 SN: 1058	10/13/2024	20.0	5.050	50.500	48.500	4.12%	2.440	24.400	23.600	3.39%	
				2350	37.70	39.38	-4.28%	1.68	1.71	-1.50%													
				2400	37.61	39.30	-4.29%	1.72	1.75	-2.04%													
SAR B	6/6/2024	Head	2600	2600	37.32	39.01	-4.33%	1.87	1.96	-4.60%	6/6/2024	D2600V2 SN: 1006	10/13/2024	20.0	5.260	52.600	56.100	-6.24%	2.380	23.800	25.400	-6.30%	
				2495	37.47	38.14	-4.27%	1.79	1.85	-3.44%													
				2690	37.18	38.90	-4.41%	1.95	2.06	-5.56%													
SAR B	6/10/2024	Head	2600	2600	38.19	39.01	-2.10%	1.92	1.96	-2.15%	6/10/2024	D2600V2 SN: 1006	10/13/2024	20.0	5.330	53.300	56.100	-4.99%	2.430	24.300	25.400	-4.33%	
				2495	38.35	39.14	-2.03%	1.83	1.85	-0.90%													
				2690	38.02	38.90	-2.26%	1.99	2.06	-3.23%													
SAR B	6/13/2024	Head	2300	2300	38.37	39.47	-2.79%	1.65	1.66	-0.83%	6/13/2024	D2300V2 SN: 1058	10/13/2024	20.0	4.770	47.700	48.500	-1.65%	2.290	22.900	23.600	-2.97%	
				2350	38.29	39.38	-2.78%	1.69	1.71	-1.27%													
				2400	38.22	39.30	-2.74%	1.72	1.75	-1.92%													
SAR B	6/14/2024	Head	2600	2600	39.09	39.01	0.20%	1.92	1.96	-2.35%	6/14/2024	D2600V2 SN: 1006	10/13/2024	20.0	5.240	52.400	56.100	-6.60%	2.380	23.800	25.400	-6.30%	
				2495	39.24	39.14	0.25%	1.83	1.85	-1.28%													
				2690	38.94	38.90	0.11%	1.99	2.06	-3.23%													
SAR B	6/18/2024	Head	2300	2300	38.69	39.47	-1.98%	1.62	1.66	-2.51%	6/18/2024	D2300V2 SN: 1058	10/13/2024	20.0	4.670	46.700	48.500	-3.71%	2.250	22.500	23.600	-4.66%	
				2350	38.60	39.38	-1.99%	1.66	1.71	-2.97%													
				2400	38.52	39.30	-1.98%	1.69	1.75	-3.63%													
SAR B	6/18/2024	Head	2600	2600	38.26	39.01	-1.92%	1.84	1.96	-6.02%	6/18/2024	D2600V2 SN: 1006	10/13/2024	20.0	5.180	51.800	56.100	-7.66%	2.350	23.500	25.400	-7.48%	
				2495	38.41	39.14	-1.87%	1.76	1.85	-5.01%													
				2690	38.09	38.90	-2.08%	1.92	2.06	-6.92%													
SAR B	6/22/2024	Head	2300	2300	41.97	39.47	6.33%	1.65	1.66	-0.71%	6/22/2024	D2300V2 SN: 1058	10/13/2024	15.0	1.520	48.067	48.500	-0.89%	0.727	22.990	23.600	-2.59%	
				2350	41.89	39.38	6.36%	1.69	1.71	-0.98%													
				2400	41.79	39.30	6.34%	1.73	1.75	-1.46%													
SAR B	6/22/2024	Head	2600	2600	41.57	39.01	6.56%	1.89	1.96	-3.93%	6/22/2024	D2600V2 SN: 1006	10/13/2024	15.0	1.640	51.861	56.100	-7.56%	0.736	23.274	25.400	-8.37%	
				2495	41.67	39.14	6.46%	1.79	1.85	-3.12%													
				2690	41.41	38.90	6.46%	1.97	2.06	-4.59%													
SAR B	6/26/2024	Head	2300	2300	41.92	39.47	6.20%	1.70	1.66	2.24%	6/26/2024	D2300V2 SN: 1058	10/13/2024	20.0	4.840	48.400	48.500	-0.21%	2.310	23.100	23.600	-2.12%	
				2350	41.86	39.38	6.29%	1.74	1.71	1.95%													
				2400	41.77	39.30	6.29%	1.78	1.75	1.45%													
SAR B	6/26/2024	Head	2600	2600	41.45	39.01	6.25%	1.94	1.96	-0.98%	6/26/2024	D2600V2 SN: 1006	10/13/2024	20.0	5.120	51.200	56.100	-8.73%	2.300	23.000	25.400	-9.45%	4
				2495	41.65	39.14	6.40%	1.85	1.85	0.24%													
				2690	41.32	38.90	6.23%	2.01	2.06	-2.21%													
SAR B	6/30/2024	Head	2300	2300	40.62	39.47	2.91%	1.66	1.66	-0.53%	6/30/2024	D2300V2 SN: 1058	10/13/2024	20.0	4.800	48.000	48.500	-1.03%	2.290	22.900	23.600	-2.97%	
				2350	40.55	39.38	2.96%	1.69	1.71	-0.80%													
				2400	40.47	39.30	2.99%	1.73	1.75	-1.18%													
SAR B	7/1/2024	Head	2600	2600	40.52	39.01	3.87%	1.94	1.96	-1.08%	7/1/2024	D2600V2 SN: 1036	4/11/2025	15.0	1.830	57.870	55.400	4.46%	0.823	26.026	24.900	4.52%	5
				2495	40.67	39.14	3.90%	1.85	1.85	0.13%													
				2690	40.40	38.90	3.86%	2.02	2.06	-2.06%													

Liquid Check										System Check													
SAR Lab	Date	Tissue Type	Band (MHz)	Freq. (MHz)	Relative Permittivity (εr)			Conductivity (σ)			Date	Dipole Type & Serial Number	Dipole Cal. Due Date	Input Power (dBm)	Measured results for 1-g SAR				Measured results for 10-g SAR				Plot No.
					Measured	Target	Delta	Measured	Target	Delta					Meas. Zoom Scan	Normalize to 1 W	Target (Ref. Value)	Delta ±10%	Meas. Zoom Scan	Normalize to 1 W	Target (Ref. Value)	Delta ±10%	
SARE	5/21/2024	Head	3500	3500	35.77	37.93	-5.69%	2.94	2.91	1.04%	5/21/2024	D3500V2 SN: 1060	2/7/2025	20.0	6.710	67.100	65.700	2.13%	2.520	25.200	24.900	1.20%	
				3400	35.92	38.04	-5.58%	2.91	2.81	3.69%													
				3600	35.62	37.82	-5.81%	3.02	3.01	0.04%													
SARE	5/21/2024	Head	3900	3900	35.31	37.47	-5.77%	3.28	3.32	-1.11%	5/21/2024	D3900V2 SN: 1102	10/24/2024	20.0	6.790	67.900	69.300	-2.02%	2.360	23.600	24.100	-2.07%	
				3600	35.62	37.82	-5.81%	3.02	3.01	0.04%													
				4000	35.16	37.36	-5.89%	3.37	3.42	-1.64%													
SARE	5/25/2024	Head	3500	3500	36.22	37.93	-4.51%	3.08	2.91	5.61%	5/24/2024	D3500V2 SN: 1060	2/7/2025	20.0	6.400	64.000	65.700	-2.59%	2.410	24.100	24.900	-3.21%	
				3400	36.37	38.04	-4.40%	2.99	2.81	6.50%													
				3600	36.07	37.82	-4.62%	3.15	3.01	4.65%													
SARE	5/25/2024	Head	3700	3700	38.33	37.70	1.67%	3.27	3.12	5.00%	5/24/2024	D3700V2 SN: 1110	11/20/2024	20.0	6.640	66.400	64.090	3.60%	2.430	24.300	23.600	2.97%	6
				3600	38.48	37.82	1.76%	3.19	3.01	5.71%													
				3800	38.17	37.59	1.55%	3.36	3.22	4.52%													
SARE	5/25/2024	Head	3900	3900	38.01	37.47	1.43%	3.46	3.32	4.13%	5/25/2024	D3900V2 SN: 1102	10/24/2024	20.0	6.590	65.900	69.300	-4.91%	2.300	23.000	24.100	-4.56%	
				3800	38.17	37.59	1.55%	3.36	3.22	4.52%													
				4000	37.85	37.36	1.31%	3.55	3.42	3.85%													
SARE	5/28/2024	Head	3500	3500	35.76	37.93	-5.72%	3.03	2.91	4.20%	5/28/2024	D3500V2 SN: 1060	2/7/2025	20.0	6.140	61.400	65.700	-6.54%	2.320	23.200	24.900	-6.83%	7
				3400	35.93	38.04	-5.56%	2.96	2.81	5.29%													
				3600	35.60	37.82	-5.86%	3.11	3.01	3.19%													
SARE	5/28/2024	Head	3700	3700	38.18	37.70	1.27%	3.26	3.12	4.74%	5/28/2024	D3700V2 SN: 1110	11/20/2024	20.0	6.200	62.000	64.090	-3.26%	2.270	22.700	23.600	-3.81%	
				3600	38.34	37.82	1.39%	3.18	3.01	5.64%													
				3800	38.02	37.59	1.15%	3.35	3.22	4.05%													
SARE	5/28/2024	Head	3900	3900	37.87	37.47	1.06%	3.44	3.32	3.62%	5/28/2024	D3900V2 SN: 1102	10/24/2024	20.0	6.450	64.500	69.300	-6.93%	2.250	22.500	24.100	-6.64%	
				3800	38.02	37.59	1.15%	3.35	3.22	4.05%													
				4000	37.73	37.36	0.99%	3.53	3.42	3.21%													
SARE	5/31/2024	Head	3500	3500	37.81	37.93	-0.32%	2.94	2.91	0.87%	5/31/2024	D3500V2 SN: 1060	2/7/2025	20.0	6.440	64.400	65.700	-1.98%	2.410	24.100	24.900	-3.21%	
				3400	37.95	38.04	-0.25%	2.86	2.81	1.73%													
				3700	37.55	37.70	-0.40%	3.10	3.12	-0.65%													
SARE	5/31/2024	Head	3900	3900	37.27	37.47	-0.54%	3.27	3.32	-1.62%	5/31/2024	D3900V2 SN: 1102	10/24/2024	20.0	6.510	65.100	69.300	-6.06%	2.260	22.600	24.100	-6.22%	
				3800	37.41	37.59	-0.47%	3.18	3.22	-1.17%													
				4000	37.14	37.36	-0.59%	3.35	3.42	-2.17%													
SARE	6/4/2023	Head	3500	3500	38.08	37.93	0.40%	3.05	2.91	4.75%	6/4/2024	D3500V2 SN: 1060	2/7/2025	20.0	6.600	66.000	65.700	0.46%	2.480	24.800	24.900	-0.40%	
				3400	38.23	38.04	0.49%	2.97	2.81	5.72%													
				3700	37.81	37.70	0.29%	3.21	3.12	3.01%													
SARE	6/4/2024	Head	3900	3900	37.54	37.47	0.18%	3.40	3.32	2.38%	6/4/2024	D3900V2 SN: 1102	10/24/2024	20.0	6.840	68.400	69.300	-1.30%	2.380	23.800	24.100	-1.24%	
				3800	37.67	37.59	0.22%	3.30	3.22	2.53%													
				4000	37.41	37.36	0.14%	3.49	3.42	1.95%													
SARE	6/7/2024	Head	3500	3500	36.35	37.93	-4.16%	2.97	2.91	2.01%	6/7/2024	D3500V2 SN: 1060	2/7/2025	20.0	6.680	66.800	65.700	1.67%	2.510	25.100	24.900	0.80%	
				3400	36.46	38.04	-4.16%	2.90	2.81	3.23%													
				3700	36.14	37.70	-4.14%	3.12	3.12	0.12%													
SARE	6/7/2024	Head	3900	3900	35.89	37.47	-4.23%	3.30	3.32	-0.63%	6/6/2024	D3900V2 SN: 1102	10/24/2024	20.0	6.690	66.900	69.300	-3.46%	2.330	23.300	24.100	-3.32%	
				3800	36.02	37.59	-4.17%	3.20	3.22	-0.58%													
				4000	35.76	37.36	-4.28%	3.38	3.42	-1.26%													
SARE	6/10/2024	Head	3500	3500	36.51	37.93	-3.74%	3.00	2.91	3.00%	6/10/2024	D3500V2 SN: 1060	2/7/2025	20.0	6.580	65.800	65.700	0.15%	2.470	24.700	24.900	-0.80%	
				3400	36.66	38.04	-3.64%	2.92	2.81	4.08%													
				3700	36.26	37.70	-3.82%	3.15	3.12	1.12%													
SARE	6/10/2024	Head	3900	3900	35.99	37.47	-3.96%	3.31	3.32	-0.21%	6/10/2024	D3900V2 SN: 1102	10/24/2024	20.0	6.790	67.900	69.300	-2.02%	2.360	23.600	24.100	-2.07%	
				3800	36.13	37.59	-3.88%	3.23	3.22	0.36%													
				4000	35.86	37.36	-4.01%	3.40	3.42	-0.71%													
SARE	6/14/2024	Head	3500	3500	36.89	37.93	-2.74%	2.92	2.91	0.32%	6/14/2024	D3500V2 SN: 1060	2/7/2025	20.0	6.280	62.800	65.700	-4.41%	2.350	23.500	24.900	-5.62%	
				3400	37.03	38.04	-2.66%	2.85	2.81	1.38%													
				3700	36.66	37.70	-2.76%	3.07	3.12	-1.55%													
SARE	6/14/2024	Head	3900	3900	36.42	37.47	-2.81%	3.24	3.32	-2.50%	6/14/2024	D3900V2 SN: 1102	10/24/2024	20.0	6.350	63.500	69.300	-8.37%	2.210	22.100	24.100	-8.30%	
				3800	36.55	37.59	-2.76%	3.15	3.22	-2.10%													
				4000	36.30	37.36	-2.84%	3.33	3.42	-2.84%													
SARE	6/18/2024	Head	3500	3500	36.77	37.93	-3.06%	2.88	2.91	-1.06%	6/18/2024	D3500V2 SN: 1060	2/7/2025	15.0	2.050	64.827	65.700	-1.33%	0.768	24.286	24.900	-2.46%	
				3400	36.90	38.04	-3.01%	2.81	2.81	0.03%													
				3700	36.52	37.70	-3.13%	3.03	3.12	-2.77%													
SARE	6/18/2024	Head	3900	3900	36.27	37.47	-3.21%	3.19	3.32	-3.94%	6/18/2024	D3900V2 SN: 1102	10/24/2024	15.0	2.000	63.246	69.300	-8.74%	0.690	21.820	24.100	-9.46%	
				3800	36.39	37.59	-3.19%	3.10	3.22	-3.68%													
				4000	36.15	37.36	-3.24%	3.27	3.42	-4.47%													
SARE	6/21/2024	Head	3500	3500	35.89	37.93	-5.38%	2.98	2.91	2.35%	6/21/2024	D3500V2 SN: 1060	2/7/2025	14.5	1.950	69.189	65.700	5.31%	0.731	25.937	24.900	4.16%	
				3700	35.59	37.70	-5.60%	3.14	3.12	0.76%													
				3900	35.32	37.47	-5.75%	3.30	3.32	-0.63%													
SARE	6/21/2024	Head	3900	3800	35.45	37.59	-5.69%	3.22	3.22	0.05%	6/21/2024	D3900V2 SN: 1102	10/24/2024	14.5	1.900	67.415	69.300	-2.72%	0.660	23.418	24.100	-2.83%	
				4000	35.20	37.36	-5.78%	3.39	3.42	-0.97%													
				3500	37.36	37.93	-1.50%	2.96	2.91	1.80%													
SARE	6/26/2024	Head	3500	3400	37.49	38.04	-1.46%	2.81	2.81	0.03%	6/26/2024	D3500V2 SN: 1060	2/7/2025	14.5	1.840	65.286	65.700	-0.63%	0.686	24.340	24.900	-2.25%	
				3700	37.08	37.70	-1.65%	3.11	3.12	-0.14%													
				3900	36.85	37.47	-1.66%	3.27	3.32	-1.62%													
SARE	6/26/2024	Head	3900	3800	36.97	37.59	-1.64%	3.19	3.22	-0.98%	6/26/2024	D3900V2 SN: 1102	10/24/2024	14.4	1.760	63.902	69.300	-7.79%	0.612	22.220	24.100	-7.80%	
				4000	36.74	37.36	-1.66%	3.27	3.42	-4.56%													
				3500	35.73	37.93	-5.80%	3.00	2.91	3.04%													
SARE	6/29/2024	Head	3500	3400	35.88	38.04	-5.69%	2.93	2.81	4.30%	6/29/2024	D3500V2 SN: 1060	2/7/2025	20.0	6.370	63.700	65.700						



SAR Lab	Date	Tissue Type	Band (MHz)	Liquid Check									System Check											Plot No.
				Relative Permittivity ( $\epsilon_r$ )			Conductivity ( $\sigma$ )			Date	Dipole Type & Serial Number	Dipole Cal. Due Date	Input Power (dBm)	Measured results for 1-g SAR					Measured results for 10-g SAR					
				Measured	Target	Delta	Measured	Target	Delta					Meas. Zoom Scan	Normalize to 1 W	Target (Ref. Value)	Delta $\pm 10\%$	Meas. Zoom Scan	Normalize to 1 W	Target (Ref. Value)	Delta $\pm 10\%$			
SAR F	5/20/2024	Head	3500	3500	36.48	37.93	-3.82%	2.90	2.91	-0.43%	5/21/2024	D3500V2 SN: 1060	2/7/2025	20.0	6.910	69.100	65.700	5.18%	2.730	27.300	24.900	9.64%		
				3400	36.61	38.04	-3.77%	2.83	2.81	0.63%														
				3600	36.36	37.82	-3.85%	2.98	3.01	-1.26%														
SAR F	5/21/2024	Head	3900	3900	36.02	37.47	-3.88%	3.20	3.32	-3.55%	5/21/2024	D3900V2 SN: 1102	10/24/2024	20.0	7.280	72.800	69.300	5.05%	2.600	26.000	24.100	7.88%		
				3600	36.36	37.82	-3.85%	2.98	3.01	-1.26%														
				4000	35.90	37.36	-3.91%	3.29	3.42	-4.04%														
SAR F	5/25/2024	Head	3500	3500	40.13	37.93	5.80%	2.82	2.91	-3.18%	5/25/2024	D3500V2 SN: 1060	2/7/2025	20.0	6.600	66.000	65.700	0.46%	2.580	25.800	24.900	3.61%		
				3400	40.29	38.04	5.90%	2.71	2.81	-3.53%														
				3600	39.94	37.82	5.62%	2.91	3.01	-3.38%														
SAR F	5/25/2024	Head	3700	3700	39.79	37.70	5.54%	3.00	3.12	-3.79%	5/25/2024	D3700V2 SN: 1110	11/20/2024	20.0	6.340	63.400	64.090	-1.08%	2.430	24.300	23.600	2.97%		
				3600	39.94	37.82	5.62%	2.91	3.01	-3.45%														
				3800	39.62	37.59	5.41%	3.11	3.22	-3.37%														
SAR F	5/25/2024	Head	3900	3900	39.40	37.47	5.14%	3.22	3.32	-3.13%	5/25/2024	D3900V2 SN: 1102	10/24/2024	20.0	7.220	72.200	69.300	4.18%	2.580	25.800	24.100	7.05%		
				3800	39.62	37.59	5.41%	3.11	3.22	-3.37%														
				4000	39.24	37.36	5.03%	3.30	3.42	-3.48%														
SAR F	5/27/2024	Head	3500	3400	39.93	38.04	4.96%	2.68	2.81	-4.60%	5/27/2024	D3500V2 SN: 1060	2/7/2025	15.0	2.180	68.938	65.700	4.93%	0.838	26.500	24.900	6.43%		
				3600	39.56	37.82	4.61%	2.87	3.01	-4.77%														
				3700	39.38	37.70	4.45%	2.96	3.12	-5.01%														
SAR F	5/27/2024	Head	3700	3600	39.56	37.82	4.61%	2.87	3.01	-4.77%	5/27/2024	D3700V2 SN: 1110	11/20/2024	15.0	2.080	65.775	64.090	2.63%	0.774	24.476	23.600	3.71%		
				3800	39.21	37.59	4.32%	3.05	3.22	-5.24%														
				3900	39.04	37.47	4.18%	3.15	3.32	-5.14%														
SAR F	5/28/2024	Head	3900	3800	39.21	37.59	4.32%	3.05	3.22	-5.24%	5/28/2024	D3900V2 SN: 1102	10/24/2024	15.0	1.990	62.929	69.300	-9.19%	0.708	22.389	24.100	-7.10%		
				4000	38.87	37.36	4.04%	3.26	3.42	-4.77%														
				3500	39.94	37.93	5.30%	2.78	2.91	-4.52%														
SAR F	5/31/2024	Head	3500	3400	40.12	38.04	5.46%	2.69	2.81	-4.25%	5/31/2024	D3500V2 SN: 1060	2/7/2025	20.0	6.120	61.200	65.700	-6.85%	2.370	23.700	24.900	-4.82%		
				3700	39.60	37.70	5.04%	2.97	3.12	-4.69%														
				3900	39.30	37.47	4.87%	3.16	3.32	-4.75%														
SAR F	5/31/2024	Head	3900	3800	39.45	37.59	4.96%	3.06	3.22	-4.86%	5/31/2024	D3900V2 SN: 1102	10/24/2024	20.0	6.450	64.500	69.300	-6.93%	2.300	23.000	24.100	-4.56%		
				4000	39.15	37.36	4.79%	3.26	3.42	-4.65%														
				3500	38.90	37.93	2.56%	2.81	2.91	-3.42%														
SAR F	6/3/2024	Head	3500	3400	39.09	38.04	2.75%	2.72	2.81	-3.11%	6/3/2024	D3500V2 SN: 1060	2/7/2025	20.0	5.990	59.900	65.700	-8.83%	2.320	23.200	24.900	-6.83%		
				3700	38.57	37.70	2.90%	3.00	3.12	-3.70%														
				3900	38.21	37.47	1.97%	3.21	3.32	-3.43%														
SAR F	6/3/2024	Head	3900	3800	38.38	37.59	2.11%	3.11	3.22	-3.53%	6/3/2024	D3900V2 SN: 1102	10/24/2024	20.0	6.350	63.500	69.300	-8.37%	2.250	22.500	24.100	-6.64%		
				4000	38.05	37.36	1.85%	3.31	3.42	-3.28%														
				3500	40.71	37.93	7.33%	2.70	2.91	-7.40%														
SAR F	6/7/2024	Head	3500	3400	40.87	38.04	7.43%	2.61	2.81	-7.13%	6/7/2024	D3500V2 SN: 1060	2/7/2025	20.0	6.400	64.000	65.700	-2.59%	2.490	24.900	24.900	0.00%		
				3700	40.40	37.70	7.16%	2.88	3.12	-7.48%														
				3900	40.12	37.47	7.06%	3.08	3.32	-7.13%														
SAR F	6/7/2024	Head	3900	3800	40.27	37.59	7.14%	2.98	3.22	-7.35%	6/7/2024	D3900V2 SN: 1102	10/24/2024	20.0	6.850	68.500	69.300	-1.15%	2.440	24.400	24.100	1.24%		
				4000	39.98	37.36	7.02%	3.19	3.42	-6.93%														
				3500	40.04	37.93	5.56%	2.74	2.91	-5.89%														
SAR F	6/10/2024	Head	3500	3400	40.22	38.04	5.72%	2.65	2.81	-5.67%	6/10/2024	D3500V2 SN: 1060	2/7/2025	20.0	6.190	61.900	65.700	-5.78%	2.400	24.000	24.900	-3.61%		
				3700	39.77	37.70	5.49%	2.92	3.12	-6.30%														
				3900	39.46	37.47	5.30%	3.11	3.32	-6.35%														
SAR F	6/10/2024	Head	3900	3800	39.64	37.59	5.46%	3.01	3.22	-6.48%	6/10/2024	D3900V2 SN: 1102	10/24/2024	20.0	6.460	64.600	69.300	-6.78%	2.300	23.000	24.100	-4.56%		
				4000	39.32	37.36	5.25%	3.21	3.42	-6.23%														
				3500	39.93	37.93	5.27%	2.75	2.91	-5.72%														
SAR F	6/14/2024	Head	3500	3400	40.09	38.04	5.38%	2.65	2.81	-5.67%	6/14/2024	D3500V2 SN: 1060	2/7/2025	20.0	6.330	63.300	65.700	-3.65%	2.450	24.500	24.900	-1.61%		
				3700	39.60	37.70	5.04%	2.93	3.12	-5.98%														
				3900	39.30	37.47	4.87%	3.14	3.32	-5.45%														
SAR F	6/14/2024	Head	3900	3800	39.45	37.59	4.96%	3.03	3.22	-5.86%	6/14/2024	D3900V2 SN: 1102	10/24/2024	20.0	6.590	65.900	69.300	-4.91%	2.330	23.300	24.100	-3.32%		
				4000	39.15	37.36	4.79%	3.26	3.42	-4.91%														
				3500	39.92	37.93	5.25%	2.73	2.91	-6.34%														
SAR F	6/18/2024	Head	3500	3400	40.07	38.04	5.33%	2.63	2.81	-6.35%	6/18/2024	D3500V2 SN: 1060	2/7/2025	20.0	5.950	59.500	65.700	-9.44%	2.310	23.100	24.900	-7.23%		
				3700	39.79	37.70	5.54%	2.82	3.12	-9.38%														
				3900	39.36	37.47	5.03%	3.13	3.32	-5.69%														
SAR F	6/18/2024	Head	3900	3800	39.50	37.59	5.09%	3.02	3.22	-6.04%	6/18/2024	D3900V2 SN: 1102	10/24/2024	20.0	6.370	63.700	69.300	-8.08%	2.260	22.600	24.100	-6.22%		
				4000	39.22	37.36	4.98%	3.24	3.42	-5.32%														
				2600	39.86	39.01	2.18%	1.85	1.96	-5.72%														
SAR F	6/20/2024	Head	2600	2495	39.99	39.14	2.16%	1.76	1.85	-4.80%	6/20/2024	D2600V2 SN: 1006	10/13/2024	15.0	1.690	53.442	56.100	-4.74%	0.768	24.286	25.400	-4.38%		
				2690	39.72	38.90	2.12%	1.82	2.06	-6.77%														
				3500	40.48	37.93	6.72%	2.72	2.91	-6.58%														
SAR F	6/21/2024	Head	3500	3400	40.64	38.04	6.82%	2.63	2.81	-6.38%	6/21/2024	D3500V2 SN: 1060	2/7/2025	20.0	6.430	64.300	65.700	-2.13%	2.510	25.100	24.900	0.80%		
				3700	40.13	37.70	6.44%	2.91	3.12	-6.62%														
				3900	39.82	37.47	6.26%	3.11	3.32	-6.35%														
SAR F	6/21/2024	Head	3900	3800	39.97	37.59	6.34%	3.01	3.22	-6.48%	6/21/2024	D3900V2 SN: 1102	10/24/2024	20.0	6.890	68.900	69.300	-0.58%	2.470	24.700	24.100	2.49%		
				4000	39.68	37.36	6.21%	3.21	3.42	-6.23%														
				3500	39.90	37.93	5.19%	2.77	2.91	-4.86%														
SAR F	6/26/2024	Head	3500	3400	40.06	38.04	5.30%	2.68	2.81	-4.60%	6/26/2024	D3500V2 SN: 1060	2/7/2025	20.0	6.700	67.000	65.700	1.98%	2.600	26.000	24.900	4.42%		
				3700	39.56	37.70	4.93%	2.96	3.12	-5.01%														
				3900	39.25	37.47	4.74%	3.16	3.32	-4.84%														
SAR F	6/26/2024	Head	3900	3800	39.40	37.59	4.82%	3.06	3.22	-4.93%	6/26/2024	D3900V2 SN: 1102	10/24/2024	20.0	7.060	70.600	69.300	1.84%	2.470	24.700	24.100	2.49%		
				4000	39.09	37.36	4.63%	3.26	3.42	-4.77%														
				3500	40.3																			

Liquid Check										System Check													
SAR Lab	Date	Tissue Type	Band (MHz)	Freq. (MHz)	Relative Permittivity (ε <sub>r</sub> )			Conductivity (σ)			Date	Dipole Type & Serial Number	Dipole Cal. Due Date	Input Power (dbm)	Measured results for 1-g SAR			Measured results for 10-g SAR				Plot No.	
					Measured	Target	Delta	Measured	Target	Delta					Meas. Zoom Scan	Normalize to 1 W	Target (Ref. Value)	Delta ±10%	Meas. Zoom Scan	Normalize to 1 W	Target (Ref. Value)		Delta ±10%
SAR G	5/21/2024	Head	3500	3500	39.87	37.93	5.12%	2.74	2.91	-6.03%	5/21/2024	D3500V2 SN: 1060	2/7/2025	20.0	6.170	61.700	65.700	-6.09%	2.390	23.900	24.900	-4.02%	
				3400	40.02	38.04	5.19%	2.65	2.81	-5.71%													
				3600	39.70	37.82	4.98%	2.83	3.01	-6.17%													
SAR G	5/20/2024	Head	3900	3900	39.26	37.47	4.77%	3.10	3.32	-6.53%	5/21/2024	D3900V2 SN: 1102	10/24/2024	20.0	6.510	65.100	69.300	-6.06%	2.320	23.200	24.100	-3.73%	
				3600	39.70	37.82	4.98%	2.83	3.01	-6.17%													
				4000	39.12	37.36	4.71%	3.20	3.42	-6.43%													
SAR G	5/25/2024	Head	3500	3500	35.96	37.93	-5.19%	2.80	2.91	-3.87%	5/25/2024	D3500V2 SN: 1060	2/7/2025	20.0	6.480	64.800	65.700	-1.37%	2.490	24.900	24.900	0.00%	
				3400	36.13	38.04	-5.03%	2.71	2.81	-3.71%													
				3600	35.78	37.82	-5.38%	2.89	3.01	-4.21%													
SAR G	5/25/2024	Head	3700	3700	35.61	37.70	-5.55%	2.98	3.12	-4.50%	5/25/2024	D3700V2 SN: 1110	11/20/2024	20.0	6.660	66.600	64.090	3.92%	2.490	24.900	23.600	5.51%	
				3600	35.78	37.82	-5.38%	2.89	3.01	-4.11%													
				3800	35.42	37.59	-5.77%	3.08	3.22	-4.43%													
SAR G	5/25/2024	Head	3900	3900	35.21	37.47	-6.04%	3.18	3.32	-4.27%	5/25/2024	D3900V2 SN: 1102	10/24/2024	20.0	6.510	65.100	69.300	-6.06%	2.320	23.200	24.100	-3.73%	
				3800	35.42	37.59	-5.77%	3.08	3.22	-4.30%													
				4000	35.04	37.36	-6.21%	3.26	3.42	-4.65%													
SAR G	5/28/2024	Head	3500	3500	39.89	37.93	5.17%	2.90	2.91	-0.54%	5/28/2024	D3500V2 SN: 1060	2/7/2025	20.0	6.610	66.100	65.700	0.61%	2.550	25.500	24.900	2.41%	
				3400	40.09	38.04	5.38%	2.80	2.81	-0.29%													
				3600	39.69	37.82	4.96%	2.99	3.01	-0.76%													
SAR G	5/28/2024	Head	3700	3700	39.49	37.70	4.74%	3.09	3.12	-1.00%	5/28/2024	D3700V2 SN: 1110	11/20/2024	20.0	6.670	66.700	64.090	4.07%	2.470	24.700	23.600	4.66%	13
				3600	39.69	37.82	4.96%	2.99	3.01	-0.76%													
				3800	39.31	37.59	4.58%	3.18	3.22	-1.07%													
SAR G	5/28/2024	Head	3900	3900	39.13	37.47	4.42%	3.29	3.32	-0.96%	5/28/2024	D3900V2 SN: 1102	10/24/2024	20.0	6.920	69.200	69.300	-0.14%	2.460	24.600	24.100	2.07%	
				3800	39.31	37.59	4.58%	3.18	3.22	-1.07%													
				4000	38.95	37.36	4.26%	3.40	3.42	-0.82%													
SAR G	5/30/2024	Head	3900	3900	37.73	37.47	0.69%	3.12	3.32	-6.05%	5/30/2024	D3900V2 SN: 1102	10/24/2024	14.5	2.050	72.737	69.300	4.96%	0.736	26.114	24.100	8.36%	
				3800	37.90	37.59	0.83%	3.02	3.22	-6.17%													
				4000	37.56	37.36	0.54%	3.22	3.42	-5.94%													
SAR G	5/30/2024	Head	3500	3500	38.43	37.93	1.32%	2.75	2.91	-5.55%	5/30/2024	D3500V2 SN: 1060	2/7/2025	15.0	2.190	69.254	65.700	5.41%	0.843	26.658	24.900	7.06%	
				3400	38.61	38.04	1.49%	2.66	2.81	-5.31%													
				3700	38.08	37.70	1.00%	2.93	3.12	-5.98%													
SAR G	6/3/2024	Head	3500	3500	37.05	37.93	-2.32%	2.76	2.91	-5.21%	6/3/2024	D3500V2 SN: 1060	2/7/2025	10.8	0.740	61.551	65.700	-6.32%	0.284	23.622	24.900	-5.13%	
				3400	37.22	38.04	-2.17%	2.67	2.81	-4.96%													
				3700	36.71	37.70	-2.63%	2.93	3.12	-5.98%													
SAR G	6/3/2024	Head	3900	3900	36.38	37.47	-2.92%	3.13	3.32	-5.75%	6/3/2024	D3900V2 SN: 1102	10/24/2024	11.0	0.855	67.915	69.300	-2.00%	0.304	24.148	24.100	0.20%	
				3800	36.55	37.59	-2.76%	3.03	3.22	-5.86%													
				4000	36.22	37.36	-3.05%	3.24	3.42	-5.35%													
SAR G	6/7/2024	Head	3500	3500	37.62	37.93	-0.82%	2.74	2.91	-5.93%	6/7/2024	D3500V2 SN: 1060	2/7/2025	20.0	6.650	66.500	65.700	1.22%	2.580	25.800	24.900	3.61%	
				3400	37.75	38.04	-0.77%	2.65	2.81	-5.56%													
				3700	37.35	37.70	-0.93%	2.92	3.12	-6.30%													
SAR G	6/7/2024	Head	3900	3900	37.05	37.47	-1.13%	3.13	3.32	-5.87%	6/7/2024	D3900V2 SN: 1102	10/24/2024	20.0	7.150	71.500	69.300	3.17%	2.570	25.700	24.100	6.64%	
				3800	37.21	37.59	-1.00%	3.02	3.22	-6.23%													
				4000	36.87	37.36	-1.31%	3.23	3.42	-5.70%													
SAR G	6/10/2024	Head	3500	3500	35.88	37.93	-5.40%	2.74	2.91	-5.89%	6/10/2024	D3500V2 SN: 1060	2/7/2025	20.0	6.110	61.100	65.700	-7.00%	2.350	23.500	24.900	-5.62%	
				3400	36.06	38.04	-5.21%	2.65	2.81	-6.67%													
				3700	35.54	37.70	-5.73%	2.91	3.12	-6.62%													
SAR G	6/10/2024	Head	3900	3900	35.20	37.47	-6.07%	3.09	3.32	-6.95%	6/10/2024	D3900V2 SN: 1102	10/24/2024	20.0	6.310	63.100	69.300	-8.95%	2.240	22.400	24.100	-7.05%	
				3800	35.37	37.59	-5.90%	3.00	3.22	-6.79%													
				4000	35.04	37.36	-6.21%	3.18	3.42	-7.10%													
SAR G	6/14/2024	Head	3500	3500	39.13	37.93	3.16%	2.74	2.91	-6.03%	6/14/2024	D3500V2 SN: 1060	2/7/2025	20.0	6.660	66.600	65.700	1.37%	2.580	25.800	24.900	3.61%	
				3400	39.30	38.04	3.30%	2.65	2.81	-5.71%													
				3700	38.84	37.70	3.02%	2.92	3.12	-6.46%													
SAR G	6/14/2024	Head	3900	3900	38.54	37.47	2.85%	3.12	3.32	-6.17%	6/14/2024	D3900V2 SN: 1102	10/24/2024	20.0	6.440	64.400	69.300	-7.07%	2.310	23.100	24.100	-4.15%	
				3800	38.69	37.59	2.93%	3.01	3.22	-6.42%													
				4000	38.39	37.36	2.76%	3.22	3.42	-5.94%													
SAR G	6/18/2024	Head	3500	3500	39.02	37.93	2.87%	2.74	2.91	-5.89%	6/18/2024	D3500V2 SN: 1060	2/7/2025	14.5	1.690	59.963	65.700	-8.73%	0.652	23.134	24.900	-7.09%	14
				3400	39.20	38.04	3.04%	2.65	2.81	-5.67%													
				3700	38.68	37.70	2.60%	2.92	3.12	-6.30%													
SAR G	6/18/2024	Head	3900	3900	38.37	37.47	2.39%	3.11	3.32	-6.35%	6/18/2024	D3900V2 SN: 1102	10/24/2024	20.0	6.300	63.000	69.300	-9.09%	2.240	22.400	24.100	-7.05%	15
				3800	38.52	37.59	2.48%	3.01	3.22	-6.48%													
				4000	38.23	37.36	2.33%	3.21	3.42	-6.23%													
SAR G	6/22/2024	Head	3500	3500	36.72	37.93	-3.19%	2.73	2.91	-6.34%	6/22/2024	D3500V2 SN: 1060	2/7/2025	14.5	1.710	60.673	65.700	-7.65%	0.663	23.524	24.900	-5.53%	
				3400	36.88	38.04	-3.06%	2.64	2.81	-6.03%													
				3700	36.36	37.70	-3.56%	2.91	3.12	-6.59%													
SAR G	6/22/2024	Head	3900	3900	36.02	37.47	-3.88%	3.10	3.32	-6.59%	6/22/2024	D3900V2 SN: 1102	10/24/2024	14.4	1.780	64.628	69.300	-6.74%	0.633	22.983	24.100	-4.64%	
				3800	36.19	37.59	-3.72%	3.00	3.22	-6.67%													
				4000	35.87	37.36	-3.99%	3.20	3.42	-6.55%													
SAR G	6/25/2024	Head	3500	3500	40.15	37.93	5.85%	2.73	2.91	-6.20%	6/25/2024	D3500V2 SN: 1060	2/7/2025	14.5	1.700	60.318	65.700	-8.19%	0.657	23.311	24.900	-6.38%	
				3400	40.30	38.04	5.93%	2.64	2.81	-5.95%													
				3700	39.87	37.70	5.75%	2.92	3.12	-6.46%													
SAR G	6/25/2024	Head	3900	3900	39.58	37.47	5.62%	3.11	3.32	-6.26%	6/25/2024	D3900V2 SN: 1102	10/24/2024	14.3	1.810	67.248	69.300	-2.96%	0.643	23.890	24.100	-0.87%	
				3800	39.74	37.59	5.73%	3.01	3.22	-6.39%													
				4000	39.42	37.36	5.52%	3.22	3.42	-5.99%													
SAR G	6/28/2024	Head	13	13	54.47	55.00	-0.96%	0.69	0.75	-8.32%	6/28/2024	CLA13 SN: 1008	1/12/2025	30.0	0.505	0.505							

Liquid Check										System Check													
SAR Lab	Date	Tissue Type	Band (MHz)	Freq. (MHz)	Relative Permittivity (εr)			Conductivity (σ)			Date	Dipole Type & Serial Number	Dipole Cal. Due Date	Input Power (dBm)	Measured results for 1-g SAR				Measured results for 10-g SAR				Plot No.
					Measured	Target	Delta	Measured	Target	Delta					Meas. Zoom Scan	Normalize to 1 W	Target (Ref. Value)	Delta ±10%	Meas. Zoom Scan	Normalize to 1 W	Target (Ref. Value)	Delta ±10%	
SAR I	5/22/2024	Head	3500	3500	40.10	37.93	5.72%	2.72	2.91	-6.65%	5/23/2024	D3500V2 SN: 1060	2/7/2025	20.0	5.960	59.600	65.700	-9.28%	2.300	23.000	24.900	-7.63%	
				3400	40.26	38.04	5.83%	2.63	2.81	-6.49%													
				3600	39.94	37.82	5.62%	2.81	3.01	-6.67%													
SAR I	5/22/2024	Head	3700	3700	39.79	37.70	5.54%	2.91	3.12	-6.78%	5/23/2024	D3700V2 SN: 1110	11/20/2024	20.0	6.130	61.300	64.090	-4.35%	2.280	22.800	23.600	-3.39%	17
				3600	39.94	37.82	5.62%	2.81	3.01	-6.67%													
				3800	39.64	37.59	5.46%	3.00	3.22	-6.82%													
SAR I	5/22/2024	Head	3900	3900	39.50	37.47	5.41%	3.10	3.32	-6.71%	5/23/2024	D3900V2 SN: 1102	10/24/2024	20.0	6.300	63.000	69.300	-9.09%	2.230	22.300	24.100	-7.47%	18
				3800	39.64	37.59	5.46%	3.00	3.22	-6.82%													
				4000	39.38	37.36	5.41%	3.20	3.42	-6.52%													
SAR I	5/22/2024	Head	2300	2300	41.74	39.47	5.74%	1.69	1.66	1.46%	5/23/2024	D2300V2 SN: 1058	10/13/2024	20.0	4.900	49.000	48.500	1.03%	2.360	23.600	23.600	0.00%	19
				2400	41.58	39.30	5.81%	1.77	1.75	0.99%													
				2600	41.21	39.01	5.64%	1.93	1.96	-1.69%													
SAR I	5/22/2024	Head	2600	2495	41.42	39.14	5.82%	1.85	1.85	-0.14%	5/23/2024	D2600V2 SN: 1006	10/13/2024	20.0	5.430	54.300	56.100	-3.21%	2.460	24.600	25.400	-3.15%	
				2690	41.08	38.90	5.61%	2.00	2.06	-3.13%													
				2600	39.84	39.01	2.13%	2.04	1.96	3.97%													
SAR I	5/28/2024	Head	2600	2495	40.04	39.14	2.29%	1.94	1.85	4.94%	5/28/2024	D2600V2 SN: 1006	10/13/2024	15.0	1.860	58.818	56.100	4.85%	0.836	26.437	25.400	4.08%	
				2690	39.63	38.90	1.88%	2.12	2.06	2.94%													
				3500	38.16	37.93	0.61%	2.75	2.91	-5.55%													
SAR I	5/29/2024	Head	3500	3400	38.33	38.04	0.75%	2.66	2.81	-5.31%	5/29/2024	D3500V2 SN: 1060	2/7/2025	20.0	6.040	60.400	65.700	-8.07%	2.330	23.300	24.900	-6.43%	
				3700	37.82	37.70	0.31%	2.94	3.12	-5.65%													
				2300	38.96	39.47	-1.30%	1.66	1.66	-0.10%													
SAR I	5/30/2024	Head	2300	2350	38.89	39.38	-1.26%	1.70	1.71	-0.22%	5/30/2024	D2300V2 SN: 1058	10/13/2024	20.0	4.890	48.900	48.500	0.82%	2.350	23.500	23.600	-0.42%	
				2400	38.82	39.30	-1.21%	1.74	1.75	-0.84%													
				3500	38.21	37.93	0.74%	2.80	2.91	-3.83%													
SAR I	6/3/2024	Head	3500	3400	38.39	38.04	0.91%	2.71	2.81	-3.46%	6/3/2024	D3500V2 SN: 1060	2/7/2025	20.0	6.270	62.700	65.700	-4.57%	2.420	24.200	24.900	-2.81%	
				3700	37.86	37.70	0.42%	2.98	3.12	-4.44%													
				2600	36.88	39.01	-5.46%	1.91	1.96	-2.56%													
SAR I	6/3/2024	Head	2600	2495	37.07	38.14	-5.30%	1.83	1.85	-1.17%	6/3/2024	D2600V2 SN: 1006	10/13/2024	20.0	5.500	55.000	56.100	-1.96%	2.480	24.800	25.400	-2.36%	
				2690	36.73	38.90	-5.57%	1.98	2.06	-3.86%													
				2600	37.13	39.01	-4.82%	1.92	1.96	-2.10%													
SAR I	6/6/2024	Head	2600	2495	37.31	39.14	-4.68%	1.84	1.85	-0.74%	6/6/2024	D2600V2 SN: 1006	10/13/2024	20.0	5.360	53.600	56.100	-4.46%	2.420	24.200	25.400	-4.72%	
				2690	36.99	38.90	-4.90%	1.99	2.06	-3.23%													
				3500	37.21	37.93	-1.90%	2.72	2.91	-6.61%													
SAR I	6/6/2024	Head	3500	3400	37.37	38.04	-1.77%	2.64	2.81	-6.10%	6/6/2024	D3500V2 SN: 1060	2/7/2025	20.0	6.030	60.300	65.700	-8.22%	2.350	23.500	24.900	-5.62%	
				3700	36.89	37.70	-2.15%	2.91	3.12	-6.68%													
				2600	39.44	39.01	1.10%	2.02	1.96	2.95%													
SAR I	6/10/2024	Head	2600	2495	39.61	39.14	1.19%	1.93	1.85	4.24%	6/10/2024	D2600V2 SN: 1006	10/13/2024	20.0	5.760	57.600	56.100	2.67%	2.600	26.000	25.400	2.36%	
				2690	39.26	38.90	0.93%	2.10	2.06	1.82%													
				3500	37.63	37.93	-0.79%	2.79	2.91	-4.04%													
SAR I	6/10/2024	Head	3500	3400	37.81	38.04	-0.61%	2.71	2.81	-3.68%	6/10/2024	D3500V2 SN: 1060	2/7/2025	20.0	6.170	61.700	65.700	-6.09%	2.380	23.800	24.900	-4.42%	
				3700	37.29	37.70	-1.09%	2.97	3.12	-4.66%													
				2600	37.88	39.01	-2.90%	1.95	1.96	-0.62%													
SAR I	6/14/2024	Head	2600	2495	38.03	39.14	-2.84%	1.86	1.85	0.61%	6/14/2024	D2600V2 SN: 1006	10/13/2024	20.0	5.450	54.500	56.100	-2.85%	2.470	24.700	25.400	-2.76%	
				2690	37.73	38.90	-3.00%	2.03	2.06	-1.43%													
				3500	36.27	37.93	-4.38%	2.73	2.91	-6.24%													
SAR I	6/14/2024	Head	3500	3400	36.44	38.04	-4.22%	2.64	2.81	-6.03%	6/14/2024	D3500V2 SN: 1060	2/7/2025	20.0	6.090	60.900	65.700	-7.31%	2.360	23.600	24.900	-5.22%	
				3700	35.93	37.70	-4.70%	2.91	3.12	-6.62%													
				2600	41.56	39.01	6.53%	1.94	1.96	-0.93%													
SAR I	6/18/2024	Head	2600	2495	41.72	39.14	6.58%	1.85	1.85	0.13%	6/18/2024	D2600V2 SN: 1006	10/13/2024	20.0	5.260	52.600	56.100	-6.24%	2.380	23.800	25.400	-6.30%	
				2690	41.39	38.90	6.41%	2.02	2.06	-1.82%													
				3500	39.93	37.93	5.27%	2.72	2.91	-6.51%													
SAR I	6/18/2024	Head	3500	3400	40.09	38.04	5.38%	2.64	2.81	-6.20%	6/18/2024	D3500V2 SN: 1060	2/7/2025	20.0	5.940	59.400	65.700	-9.59%	2.300	23.000	24.900	-7.63%	
				3700	39.63	37.70	5.12%	2.90	3.12	-6.91%													
				2600	39.24	39.01	0.59%	1.91	1.96	-2.91%													
SAR I	6/21/2024	Head	2600	2495	39.34	39.14	0.50%	1.81	1.85	-1.93%	6/21/2024	D2600V2 SN: 1006	10/13/2024	20.0	5.130	51.300	56.100	-8.56%	2.320	23.200	25.400	-8.66%	20
				2690	39.07	38.90	0.44%	1.98	2.06	-3.66%													
				3500	40.37	37.93	6.43%	2.72	2.91	-6.48%													
SAR I	6/22/2024	Head	3500	3400	40.54	38.04	6.56%	2.64	2.81	-6.13%	6/21/2024	D3500V2 SN: 1060	2/7/2025	14.0	1.490	59.318	65.700	-9.71%	0.577	22.971	24.900	-7.75%	21
				3700	40.08	37.70	6.31%	2.91	3.12	-6.75%													
				2600	39.14	39.01	0.33%	1.93	1.96	-1.69%													
SAR I	6/26/2024	Head	2600	2495	39.34	39.14	0.50%	1.84	1.85	-0.36%	6/26/2024	D2600V2 SN: 1006	10/13/2024	20.0	5.460	54.600	56.100	-2.67%	2.470	24.700	25.400	-2.76%	
				2690	39.02	38.90	0.32%	2.00	2.06	-2.94%													
				3500	39.69	37.93	4.64%	2.73	2.91	-6.31%													
SAR I	6/26/2024	Head	3500	3400	39.84	38.04	4.72%	2.64	2.81	-5.99%	6/26/2024	D3500V2 SN: 1060	2/7/2025	20.0	6.170	61.700	65.700	-6.09%	2.390	23.900	24.900	-4.02%	
				3700	39.41	37.70	4.53%	2.91	3.12	-6.65%													
				2600	41.22	39.01	5.66%	1.94	1.96	-1.13%													
SAR I	6/30/2024	Head	2600	2495	41.39	39.14	5.74%	1.85	1.85	0.13%	6/29/2024	D2600V2 SN: 1006	10/13/2024	20.0	5.390	53.900	56.100	-3.92%	2.430	24.300	25.400	-4.33%	
				2690	41.06	38.90	5.56%	2.01	2.06	-2.26%													
				3500	39.72	37.93	4.72%	2.73	2.91	-6.34%													
SAR I	6/30/2024	Head	3500	3400	39.87	38.04	4.80%	2.64	2.81	-6.13%	6/29/2024	D3500V2 SN: 1060	2/7/2025	20.0	6.050	60.500	65.700	-7.91%	2.340	23.400	24.900	-6.02%	
				3700	39.42	37.70	4.56%	2.91	3.12	-6.52%													

SAR Lab	Date	Tissue Type	Band (MHz)	Liquid Check						System Check														
				Relative Permittivity (εr)			Conductivity (σ)			Date	Dipole Type & Serial Number	Dipole Cal. Due Date	Input Power (dBm)	Measured results for 1-g SAR				Measured results for 10-g SAR				Plot No.		
				Measured	Target	Delta	Measured	Target	Delta					Meas. Zoom Scan	Normalize to 1 W	Target (Ref. Value)	Delta ±10%	Meas. Zoom Scan	Normalize to 1 W	Target (Ref. Value)	Delta ±10%			
SAR 1	5/17/2024	Head	2450	2450	40.66	39.20	3.72%	1.85	1.80	2.67%	5/17/2024	D2450V2 SN: 706	1/20/2025	20.0	5.250	52.500	52.300	0.38%	2.470	24.700	24.500	0.82%		
				2400	40.72	39.30	3.62%	1.81	1.75	3.50%														
				2500	40.58	39.14	3.69%	1.89	1.85	1.78%														
				5250	36.16	35.93	0.63%	4.55	4.70	-3.24%														
SAR 1	5/17/2024	Head	5250	5150	36.16	36.05	0.31%	4.39	4.60	-4.63%	5/17/2024	D5GHzV2 SN: 1168 (5.25 GHz)	11/15/2024	20.0	7.220	72.200	77.000	-6.23%	2.060	20.600	22.300	-7.62%		
				5350	35.76	35.82	-0.16%	4.57	4.80	-4.84%														
				5850	34.99	35.30	-0.88%	5.24	5.32	-1.45%														
SAR 1	5/17/2024	Head	5850	5900	35.03	35.20	-0.48%	5.21	5.38	-3.12%	5/17/2024	D5GHzV2 SN: 1168 (5.85 GHz)	11/15/2024	20.0	7.310	73.100	80.100	-8.74%	2.060	20.600	22.800	-9.65%	22	
				5925	34.99	35.20	-0.60%	5.23	5.40	-3.17%														
				2450	38.76	39.20	-1.12%	1.72	1.80	-4.22%														
SAR 1	5/21/2024	Head	2450	2400	38.82	39.30	-1.21%	1.69	1.75	-3.58%	5/21/2024	D2450V2 SN: 706	1/20/2025	20.0	5.010	50.100	52.300	-4.21%	2.340	23.400	24.500	-4.49%		
				2500	38.67	39.14	-1.19%	1.76	1.85	-4.97%														
				5250	37.12	35.93	3.30%	4.61	4.70	-1.96%														
SAR 1	5/21/2024	Head	5250	5150	37.17	36.05	3.11%	4.45	4.60	-3.34%	5/21/2024	D5GHzV2 SN: 1168 (5.25 GHz)	11/15/2024	19.0	6.670	83.970	77.000	9.05%	1.930	24.297	22.300	8.96%		
				5350	36.63	35.82	2.26%	4.62	4.80	-3.88%														
				5850	35.79	35.30	1.39%	5.31	5.32	-0.13%														
SAR 1	5/21/2024	Head	5850	5700	36.10	35.42	1.92%	5.04	5.16	-2.41%	5/21/2024	D5GHzV2 SN: 1168 (5.85 GHz)	11/15/2024	19.0	6.390	80.445	80.100	0.43%	1.820	22.912	22.800	0.49%		
				5925	35.88	35.20	1.93%	5.32	5.40	-1.50%														
				2450	40.40	39.20	3.06%	1.75	1.80	-2.56%														
SAR 1	5/27/2024	Head	2450	2400	40.47	39.30	2.99%	1.71	1.75	-2.26%	5/27/2024	D2450V2 SN: 706	1/20/2025	20.0	5.290	52.900	52.300	1.15%	2.520	25.200	24.500	2.86%		
				2500	40.27	39.14	2.90%	1.79	1.85	-3.24%														
				5250	35.71	35.93	-0.62%	4.54	4.70	-3.53%														
SAR 1	5/27/2024	Head	5250	5150	35.75	36.05	-0.82%	4.37	4.60	-6.00%	5/27/2024	D5GHzV2 SN: 1168 (5.25 GHz)	11/15/2024	20.0	7.960	79.600	77.000	3.38%	2.300	23.000	22.300	3.14%		
				5350	35.31	35.82	-1.42%	4.56	4.80	-5.07%														
				5850	34.43	35.30	-2.46%	5.27	5.32	-1.03%														
SAR 1	5/27/2024	Head	5850	5700	34.70	35.42	-2.03%	4.98	5.16	-3.52%	5/27/2024	D5GHzV2 SN: 1138 (5.85 GHz)	2/3/2025	20.0	8.170	81.700	80.100	2.00%	2.330	23.300	22.700	2.64%	23	
				5925	34.49	35.20	-2.02%	5.27	5.40	-2.33%														
				2450	41.67	39.20	6.30%	1.74	1.80	-3.50%														
SAR 1	5/30/2024	Head	2450	2400	41.75	39.30	6.24%	1.70	1.75	-3.01%	5/30/2024	D2450V2 SN: 706	1/20/2025	20.0	4.990	49.900	52.300	-4.59%	2.400	24.000	24.500	-2.04%		
				2500	41.56	39.14	6.19%	1.77	1.85	-4.53%														
				5250	37.46	35.93	4.25%	4.48	4.70	-4.70%														
SAR 1	5/30/2024	Head	5250	5150	37.44	36.05	3.86%	4.33	4.60	-5.78%	5/30/2024	D5GHzV2 SN: 1168 (5.25 GHz)	11/15/2024	20.0	7.830	78.300	77.000	1.69%	2.260	22.600	22.300	1.35%		
				5350	37.11	35.82	3.60%	4.53	4.80	-5.82%														
				5850	36.32	35.30	2.89%	5.23	5.32	-1.71%														
SAR 1	5/30/2024	Head	5850	5700	36.60	35.42	3.33%	4.95	5.16	-4.18%	5/30/2024	D5GHzV2 SN: 1168 (5.85 GHz)	11/15/2024	20.0	8.540	85.400	80.100	6.62%	2.430	24.300	22.800	6.58%		
				5925	36.21	35.20	2.87%	5.22	5.40	-3.30%														
				2450	40.33	39.20	2.88%	1.74	1.80	-3.33%														
SAR 1	6/2/2024	Head	2450	2400	40.38	39.30	2.76%	1.71	1.75	-2.38%	6/2/2024	D2450V2 SN: 706	1/20/2025	20.0	5.230	52.300	52.300	0.00%	2.490	24.900	24.500	1.63%		
				2500	40.23	39.14	2.79%	1.78	1.85	-3.99%														
				5250	35.87	35.93	-0.18%	4.47	4.70	-4.94%														
SAR 1	6/2/2024	Head	5250	5150	35.90	36.05	-0.41%	4.32	4.60	-6.08%	6/2/2024	D5GHzV2 SN: 1168 (5.25 GHz)	11/15/2024	20.0	7.880	78.800	77.000	2.34%	2.270	22.700	22.300	1.79%		
				5350	35.46	35.82	-1.00%	4.51	4.80	-6.13%														
				5850	34.60	35.30	-1.98%	5.20	5.32	-2.26%														
SAR 1	6/2/2024	Head	5850	5700	34.89	35.42	-1.50%	4.91	5.16	-4.89%	6/2/2024	D5GHzV2 SN: 1168 (5.85 GHz)	11/15/2024	20.0	8.000	80.000	80.100	-0.12%	2.280	22.800	22.800	0.00%		
				5925	34.63	35.20	-1.62%	5.19	5.40	-3.89%														
				2450	40.87	39.20	4.26%	1.76	1.80	-2.17%														
SAR 1	6/6/2024	Head	2450	2400	40.93	39.30	4.16%	1.73	1.75	-1.46%	6/6/2024	D2450V2 SN: 706	1/20/2025	20.0	4.900	49.000	52.300	-6.31%	2.330	23.300	24.500	-4.90%	24	
				2500	40.79	39.14	4.22%	1.80	1.85	-2.97%														
				5250	36.11	35.93	0.49%	4.60	4.70	-2.26%														
SAR 1	6/6/2024	Head	5250	5150	36.16	36.05	0.31%	4.43	4.60	-3.63%	6/6/2024	D5GHzV2 SN: 1168 (5.25 GHz)	11/15/2024	20.0	7.690	76.900	77.000	-0.13%	2.230	22.300	22.300	0.00%		
				5350	35.69	35.82	-0.36%	4.60	4.80	-4.28%														
				5750	34.96	35.36	-1.14%	5.13	5.21	-1.57%														
SAR 1	6/6/2024	Head	5750	5700	35.05	35.42	-1.04%	5.03	5.16	-2.55%	6/6/2024	D5GHzV2 SN: 1168 (5.75 GHz)	11/15/2024	20.0	7.730	77.300	78.200	-1.15%	2.230	22.300	22.400	-0.45%		
				5850	34.78	35.30	-1.47%	5.33	5.32	0.09%														
				2450	40.82	39.20	4.13%	1.72	1.80	-4.56%														
SAR 1	6/10/2024	Head	2450	2400	40.87	39.30	4.00%	1.68	1.75	-3.92%	6/10/2024	D2450V2 SN: 706	1/20/2025	20.0	4.920	49.200	52.300	-5.93%	2.340	23.400	24.500	-4.49%		
				2500	40.75	39.14	4.12%	1.76	1.85	-5.13%														
				5250	36.42	35.93	1.35%	4.51	4.70	-4.15%														
SAR 1	6/10/2024	Head	5250	5150	36																			

Liquid Check										System Check													
SAR Lab	Date	Tissue Type	Band (MHz)	Freq. (MHz)	Relative Permittivity (εr)			Conductivity (σ)			Date	Dipole Type & Serial Number	Dipole Cal. Due Date	Input Power (dBm)	Measured results for 1-g SAR				Measured results for 10-g SAR				Plot No.
					Measured	Target	Delta	Measured	Target	Delta					Meas. Zoom Scan	Normalize to 1 W	Target (Ref. Value)	Delta ±10%	Meas. Zoom Scan	Normalize to 1 W	Target (Ref. Value)	Delta ±10%	
SAR 1	6/18/2024	Head	5750	5750	34.91	35.36	-1.28%	5.07	5.21	-2.76%	6/18/2024	D5GHzV2 SN: 1168 (5.75 GHz)	11/15/2024	20.0	7.380	73.800	78.200	-5.63%	2.150	21.500	22.400	-4.02%	
				5700	35.02	35.42	-1.13%	4.97	5.16	-3.73%													
				5850	34.77	35.30	-1.50%	5.26	5.32	-1.13%													
SAR 1	6/21/2024	Head	2450	2450	40.03	39.20	2.12%	1.81	1.80	0.78%	6/21/2024	D2450V2 SN: 706	1/20/2025	20.0	5.190	51.900	52.300	-0.76%	2.470	24.700	24.500	0.82%	
				2400	40.08	39.30	1.99%	1.77	1.75	1.10%													
				2500	39.91	39.14	1.98%	1.85	1.85	-0.06%													
SAR 1	6/21/2024	Head	5250	5250	34.68	35.93	-3.49%	4.52	4.70	-3.81%	6/21/2024	D5GHzV2 SN: 1168 (5.25 GHz)	11/15/2024	20.0	7.300	73.000	77.000	-5.19%	2.130	21.300	22.300	-4.48%	
				5150	34.67	36.05	-3.82%	4.38	4.60	-4.89%													
				5350	34.24	35.82	-4.41%	4.54	4.80	-5.57%													
SAR 1	6/21/2024	Head	5750	5750	33.58	35.36	-5.04%	5.02	5.21	-3.81%	6/21/2024	D5GHzV2 SN: 1168 (5.75 GHz)	11/15/2024	20.0	7.320	73.200	78.200	-6.39%	2.110	21.100	22.400	-5.80%	
				5700	33.59	35.42	-5.17%	4.94	5.16	-4.31%													
				5850	33.34	35.30	-5.55%	5.22	5.32	-1.86%													
SAR 1	6/25/2024	Head	2450	2450	40.20	39.20	2.55%	1.75	1.80	-2.67%	6/25/2024	D2450V2 SN: 706	1/20/2025	20.0	5.240	52.400	52.300	0.19%	2.480	24.800	24.500	1.22%	
				2400	40.26	39.30	2.45%	1.71	1.75	-2.15%													
				2500	40.09	39.14	2.44%	1.79	1.85	-3.45%													
SAR 1	6/25/2024	Head	5250	5250	35.57	35.93	-1.01%	4.47	4.70	-5.02%	6/25/2024	HzV2 SN: 1168 (5.25 GHz)	11/15/2024	20.0	7.280	72.800	77.000	-5.45%	2.100	21.000	22.300	-5.83%	
				5150	35.56	36.05	-1.35%	4.30	4.60	-6.43%													
				5350	35.14	35.82	-1.90%	4.48	4.80	-6.69%													
SAR 1	6/25/2024	Head	5750	5750	34.55	35.36	-2.30%	4.99	5.21	-4.29%	6/25/2024	HzV2 SN: 1168 (5.75 GHz)	11/15/2024	20.0	8.060	80.600	78.200	3.07%	2.310	23.100	22.400	3.13%	
				5700	34.52	35.42	-2.54%	4.90	5.16	-5.01%													
				5850	34.33	35.30	-2.75%	5.19	5.32	-2.46%													
SAR 1	6/28/2024	Head	2450	2450	41.44	39.20	5.71%	1.74	1.80	-3.33%	6/28/2024	D2450V2 SN: 706	1/20/2025	20.0	5.150	51.500	52.300	-1.53%	2.450	24.500	24.500	0.00%	
				2400	41.49	39.30	5.58%	1.71	1.75	-2.38%													
				2500	41.37	39.14	5.71%	1.78	1.85	-3.99%													
SAR 1	6/28/2024	Head	5250	5250	37.06	35.93	3.14%	4.59	4.70	-2.38%	6/28/2024	HzV2 SN: 1168 (5.25 GHz)	11/15/2024	20.0	7.040	70.400	77.000	-8.57%	2.030	20.300	22.300	-8.97%	
				5150	37.09	36.05	2.89%	4.42	4.60	-3.91%													
				5350	36.74	35.82	2.57%	4.63	4.80	-3.63%													
SAR 1	6/28/2024	Head	5750	5750	36.11	35.36	2.11%	5.18	5.21	-0.65%	6/28/2024	HzV2 SN: 1168 (5.75 GHz)	11/15/2024	20.0	7.230	72.300	78.200	-7.54%	2.070	20.700	22.400	-7.59%	26
				5700	36.14	35.42	2.03%	5.08	5.16	-1.60%													
				5850	35.92	35.30	1.76%	5.38	5.32	1.13%													

Liquid Check										System Check													
SAR Lab	Date	Tissue Type	Band (MHz)	Freq. (MHz)	Relative Permittivity (εr)			Conductivity (σ)			Date	Dipole Type & Serial Number	Dipole Cal. Due Date	Input Power (dBm)	Measured results for 1-g SAR				Measured results for 10-g SAR				Plot No.
					Measured	Target	Delta	Measured	Target	Delta					Meas. Zoom Scan	Normalize to 1 W	Target (Ref. Value)	Delta ±10%	Meas. Zoom Scan	Normalize to 1 W	Target (Ref. Value)	Delta ±10%	
SAR 2	6/20/2024	Head	5250	5250	35.80	35.93	-0.37%	4.49	4.70	-4.43%	6/20/2024	D5GHzV2 SN: 1138 (5.25 GHz)	2/3/2025	20.0	7.700	77.000	79.500	-3.14%	2.210	22.100	22.600	-2.21%	
				5150	35.85	36.05	-0.55%	4.33	4.60	-5.87%													
				5350	35.43	35.82	-1.09%	4.53	4.80	-5.75%													
SAR 2	6/24/2024	Head	5250	5250	34.83	35.93	-3.07%	4.46	4.70	-5.15%	6/24/2024	D5GHzV2 SN: 1138 (5.25 GHz)	2/3/2025	20.0	7.540	75.400	79.500	-5.16%	2.160	21.600	22.600	-4.42%	27
				5150	34.83	36.05	-3.38%	4.30	4.60	-6.50%													
				5350	34.45	35.82	-3.82%	4.48	4.80	-6.82%													
SAR 2	6/28/2024	Head	5250	5250	35.14	35.93	-2.21%	4.54	4.70	-3.53%	6/28/2024	D5GHzV2 SN: 1138 (5.25 GHz)	2/3/2025	20.0	7.870	78.700	79.500	-1.01%	2.270	22.700	22.600	0.44%	
				5150	35.12	36.05	-2.57%	4.37	4.60	-5.02%													
				5350	34.75	35.82	-2.98%	4.57	4.80	-4.92%													

Liquid Check											System Check												
SAR Lab	Date	Tissue Type	Band (MHz)	Freq. (MHz)	Relative Permittivity (εr)			Conductivity (σ)			Date	Dipole Type & Serial Number	Dipole Cal. Due Date	Input Power (dBm)	Measured results for 1-g SAR				Measured results for 10-g SAR				Plot No.
					Measured	Target	Delta	Measured	Target	Delta					Meas. Zoom Scan	Normalize to 1 W	Target (Ref. Value)	Delta ±10%	Meas. Zoom Scan	Normalize to 1 W	Target (Ref. Value)	Delta ±10%	
SAR 4	5/18/2024	Head	2450	2450	39.83	39.20	1.61%	1.73	1.80	-3.83%	5/18/2024	D2450V2 SN: 706	1/20/2025	20.0	4.910	49.100	52.300	-6.12%	2.330	23.300	24.500	-4.90%	
				2400	39.92	39.30	1.59%	1.69	1.75	-3.29%													
				2500	39.71	39.14	1.46%	1.77	1.85	-4.64%													
SAR 4	5/18/2024	Head	5850	5700	34.20	35.42	-3.44%	5.08	5.16	-1.54%	5/18/2024	D5GHzV2 SN: 1168 (5.85 GHz)	11/15/2024	17.0	3.810	76.019	80.100	-5.09%	1.070	21.349	22.800	-6.36%	
				5900	34.20	35.20	-2.84%	5.05	5.38	-6.19%													
				5925	34.10	35.20	-3.13%	5.04	5.40	-6.76%													
SAR 4	5/21/2024	Head	2450	2450	40.79	39.20	4.06%	1.77	1.80	-1.94%	5/22/2024	D2450V2 SN: 748	2/8/2025	20.0	4.700	47.000	51.700	-9.09%	2.210	22.100	24.200	-8.68%	28
				2400	40.86	39.30	3.98%	1.73	1.75	-1.06%													
				2500	40.70	39.14	3.99%	1.81	1.85	-2.54%													
SAR 4	5/21/2024	Head	5850	5700	35.43	35.42	0.02%	4.96	5.16	-3.96%	5/22/2024	D5GHzV2 SN: 1168 (5.85 GHz)	11/15/2024	20.0	7.470	74.700	80.100	-6.74%	2.120	21.200	22.800	-7.02%	
				5900	34.98	35.20	-0.63%	5.21	5.38	-3.23%													
				5925	35.04	35.20	-0.45%	5.23	5.40	-3.17%													
SAR 4	5/27/2024	Head	5850	5700	33.94	35.42	-4.18%	4.87	5.16	-5.69%	5/27/2024	D5GHzV2 SN: 1138 (5.85 GHz)	2/3/2025	20.0	7.660	76.600	80.100	-4.37%	2.200	22.000	22.700	-3.08%	29
				5900	33.72	35.20	-4.20%	5.12	5.38	-4.76%													
				5925	33.69	35.20	-4.29%	5.16	5.40	-4.54%													
SAR 4	5/27/2024	Head	2450	2450	39.59	39.20	0.99%	1.73	1.80	-3.67%	5/27/2024	D2450V2 SN: 706	1/20/2025	20.0	4.920	49.200	52.300	-5.93%	2.350	23.500	24.500	-4.08%	
				2400	39.66	39.30	0.92%	1.70	1.75	-3.18%													
				2500	39.46	39.14	0.83%	1.78	1.85	-4.26%													
SAR 4	5/30/2024	Head	2450	2450	39.67	39.20	1.20%	1.74	1.80	-3.33%	5/30/2024	D2450V2 SN: 706	1/20/2025	20.0	4.920	49.200	52.300	-5.93%	2.350	23.500	24.500	-4.08%	
				2400	39.75	39.30	1.15%	1.70	1.75	-2.95%													
				2500	39.57	39.14	1.11%	1.78	1.85	-3.99%													
SAR 4	5/30/2024	Head	5850	5850	35.45	35.30	0.42%	5.11	5.32	-3.95%	5/30/2024	D5GHzV2 SN: 1168 (5.85 GHz)	11/15/2024	20.0	7.330	73.300	80.100	-8.49%	2.080	20.800	22.800	-8.77%	30
				5700	35.66	35.42	0.68%	4.84	5.16	-6.27%													
				5925	35.42	35.20	0.62%	5.11	5.40	-5.39%													
SAR 4	6/2/2024	Head	2450	2450	39.23	39.20	0.08%	1.70	1.80	-5.67%	6/2/2024	D2450V2 SN: 706	1/20/2025	20.0	4.810	48.100	52.300	-8.03%	2.300	23.000	24.500	-6.12%	
				2400	39.30	39.30	0.01%	1.66	1.75	-5.06%													
				2500	39.14	39.14	0.01%	1.74	1.85	-6.31%													
SAR 4	6/6/2024	Head	2450	2450	41.19	39.20	5.08%	1.71	1.80	-4.83%	6/6/2024	D2450V2 SN: 706	1/20/2025	17.0	2.370	47.288	52.300	-9.58%	1.120	22.347	24.500	-8.79%	31
				2400	41.24	39.30	4.95%	1.68	1.75	-4.20%													
				2500	41.12	39.14	5.07%	1.75	1.85	-5.50%													
SAR 4	6/7/2024	Head	5750	5750	35.93	35.36	1.60%	5.04	5.21	-3.33%	6/7/2024	D5GHzV2 SN: 1003 (5.75 GHz)	2/22/2025	17.0	3.580	71.430	79.300	-9.92%	1.030	20.551	22.400	-8.25%	32
				5700	36.03	35.42	1.72%	4.94	5.16	-4.31%													
				5850	35.76	35.30	1.30%	5.23	5.32	-1.69%													
SAR 4	6/11/2024	Head	2450	2450	40.16	39.20	2.45%	1.79	1.80	-0.72%	6/11/2024	D2450V2 SN: 706	1/20/2025	20.0	5.070	50.700	52.300	-3.06%	2.410	24.100	24.500	-1.63%	
				2400	40.23	39.30	2.37%	1.69	1.75	-3.69%													
				2500	40.03	39.14	2.28%	1.83	1.85	-1.35%													
SAR 4	6/11/2024	Head	5750	5750	34.54	35.36	-2.33%	5.00	5.21	-4.08%	6/11/2024	D5GHzV2 SN: 1003 (5.75 GHz)	2/22/2025	20.0	7.460	74.600	79.300	-5.93%	2.150	21.500	22.400	-4.02%	
				5700	34.60	35.42	-2.31%	4.92	5.16	-4.78%													
				5850	34.34	35.30	-2.72%	5.21	5.32	-2.11%													
SAR 4	6/14/2024	Head	2450	2450	39.77	39.20	1.45%	1.69	1.80	-6.06%	6/14/2024	D2450V2 SN: 706	1/20/2025	20.0	5.000	50.000	52.300	-4.40%	2.370	23.700	24.500	-3.27%	
				2400	39.82	39.30	1.33%	1.66	1.75	-5.52%													
				2500	39.67	39.14	1.36%	1.73	1.85	-6.91%													
SAR 4	6/14/2024	Head	5750	5750	34.20	35.36	-3.29%	4.95	5.21	-5.08%	6/14/2024	D5GHzV2 SN: 1003 (5.75 GHz)	2/22/2025	20.0	7.350	73.500	79.300	-7.31%	2.100	21.000	22.400	-6.25%	
				5700	34.31	35.42	-3.13%	4.86	5.16	-5.86%													
				5850	34.01	35.30	-3.65%	5.14	5.32	-3.38%													
SAR 4	6/18/2024	Head	2450	2450	41.88	39.20	6.84%	1.75	1.80	-2.78%	6/18/2024	D2450V2 SN: 706	1/20/2025	20.0	5.230	52.300	52.300	0.00%	2.490	24.900	24.500	1.63%	
				2400	41.95	39.30	6.75%	1.70	1.75	-2.95%													
				2500	41.79	39.14	6.78%	1.79	1.85	-3.45%													
SAR 4	6/18/2024	Head	5750	5750	36.02	35.36	1.86%	5.23	5.21	0.31%	6/18/2024	D5GHzV2 SN: 1003 (5.75 GHz)	2/22/2025	11.0	1.060	84.199	79.300	6.18%	0.298	23.671	22.400	5.67%	
				5850	35.84	35.30	1.53%	5.42	5.32	1.88%													
				2450	39.70	39.20	1.28%	1.82	1.80	1.00%													
SAR 4	6/22/2024	Head	2450	2400	39.77	39.30	1.20%	1.78	1.75	1.45%	6/21/2024	D2450V2 SN: 706	1/20/2025	20.0	5.150	51.500	52.300	-1.53%	2.440	24.400	24.500	-0.41%	
				2500	39.59	39.14	1.16%	1.86	1.85	0.32%													
				5750	33.13	35.36	-6.31%	5.01	5.21	-3.91%													
SAR 4	6/22/2024	Head	5750	5700	33.24	35.42	-6.15%	4.93	5.16	-4.54%	6/21/2024	D5GHzV2 SN: 1003 (5.75 GHz)	2/22/2025	20.0	7.520	75.200	79.300	-5.17%	2.180	21.800	22.400	-2.68%	
				5850	32.90	35.30	-6.80%	5.21	5.32	-2.03%													
				2450	40.23	39.20	2.63%	1.75	1.80	-2.67%													
SAR 4	6/25/2024	Head	2450	2400	40.30	39.30	2.55%	1.71	1.75	-2.21%	6/25/2024	D2450V2 SN: 706	1/20/2025	20.0	5.030	50.300	52.300	-3.82%	2.390	23.900	24.500	-2.45%	
				2500	40.12	39.14	2.51%	1.79	1.85	-3.29%													
				5750	34.15	35.36	-3.43%	5.06	5.21	-2.89%													
SAR 4	6/25/2024	Head	5750	5700	34.26	35.42	-3.27%	4.98	5.16	-3.61%	6/25/2024	D5GHzV2 SN: 1003 (5.75 GHz)	2/22/2025	20.0	7.750	77.500	79.300	-2.27%	2.230	22.300	22.400	-0.45%	
				5850	33.96	35.30	-3.80%	5.24	5.32	-1.52%													
				2450	39.57	39.20	0.94%	1.71	1.80	-5.00%													
SAR 4	6/28/2024	Head	2450	2400	39.61	39.30	0.80%	1.68	1.75	-4.09%	6/28/2024	D2450V2 SN: 706	1/20/2025	20.0	4.810	48.100	52.300	-8.03%	2.290	22.900	24.500	-6.53%	
				2500	39.50	39.14	0.93%	1.75	1.85	-5.61%													
				5750	34.14	35.36	-3.46%	4.95	5.21	-5.06%													
SAR 4	6/28/2024	Head	5750	5700	34.28	35.42	-3.22%	4.86	5.16	-5.86%	6/28/2024	D5GHzV2 SN: 1003 (5.75 GHz)	2/22/2025	20.0	7.290	72.900	79.300	-8.07%	2.080	20.800	22.400	-7.14%	
				5850	33.97	35.30	-3.77%	5.15	5.32	-3.20%													

Liquid Check										System Check													
SAR Lab	Date	Tissue Type	Band (MHz)	Freq. (MHz)	Relative Permittivity (εr)			Conductivity (σ)			Date	Dipole Type & Serial Number	Dipole Cal. Due Date	Input Power (dBm)	Measured results for 1-g SAR				Measured results for 10-g SAR				Plot No.
					Measured	Target	Delta	Measured	Target	Delta					Meas. Zoom Scan	Normalize to 1 W	Target (Ref. Value)	Delta ±10%	Meas. Zoom Scan	Normalize to 1 W	Target (Ref. Value)	Delta ±10%	
SAR 5	5/17/2024	Head	5250	5250	37.44	35.93	4.19%	4.62	4.70	-1.77%	5/17/2024	D5GHzV2 SN: 1003 (5.25 GHz)	2/22/2025	20.0	8.540	85.400	80.300	6.35%	2.430	24.300	22.900	6.11%	
				5150	37.42	36.05	3.81%	4.46	4.60	-3.13%													
				5350	37.05	35.82	3.44%	4.65	4.80	-3.13%													
SAR 5	5/17/2024	Head	2450	2450	38.09	39.20	-2.83%	1.81	1.80	0.72%	5/17/2024	D2450V2 SN: 706	1/20/2025	20.0	5.370	53.700	52.300	2.68%	2.490	24.900	24.500	1.63%	
				2400	38.16	39.30	-2.89%	1.78	1.75	1.56%													
				2500	38.02	39.14	-2.85%	1.85	1.85	-0.16%													
SAR 5	6/5/2024	Head	2450	2450	40.45	39.20	3.19%	1.73	1.80	-3.83%	6/5/2024	D2450V2 SN: 706	1/20/2025	20.0	5.380	53.800	52.300	2.87%	2.530	25.300	24.500	3.27%	
				2400	40.49	39.30	3.04%	1.70	1.75	-3.18%													
				2500	40.37	39.14	3.15%	1.77	1.85	-4.43%													
SAR 5	6/5/2024	Head	5250	5250	35.84	35.93	-0.26%	4.53	4.70	-3.66%	6/5/2024	D5GHzV2 SN: 1003 (5.25 GHz)	2/22/2025	20.0	7.750	77.500	80.300	-3.49%	2.240	22.400	22.900	-2.18%	
				5150	35.87	36.05	-0.49%	4.37	4.60	-5.00%													
				5350	35.45	35.82	-1.03%	4.56	4.80	-5.09%													
SAR 5	6/8/2024	Head	2450	2450	39.99	39.20	2.02%	1.75	1.80	-2.89%	6/8/2024	D2450V2 SN: 706	1/20/2025	20.0	5.430	54.300	52.300	3.82%	2.560	25.600	24.500	4.49%	
				2400	40.05	39.30	1.92%	1.71	1.75	-2.26%													
				2500	39.90	39.14	1.95%	1.79	1.85	-3.45%													
SAR 5	6/8/2024	Head	5250	5250	35.40	35.93	-1.48%	4.48	4.70	-4.77%	6/8/2024	D5GHzV2 SN: 1003 (5.25 GHz)	2/22/2025	20.0	7.380	73.800	80.300	-8.09%	2.110	21.100	22.900	-7.86%	
				5150	35.43	36.05	-1.71%	4.32	4.60	-6.00%													
				5350	35.00	35.82	-2.29%	4.50	4.80	-6.27%													
SAR 5	6/12/2024	Head	2450	2450	40.25	39.20	2.68%	1.77	1.80	-1.67%	6/12/2024	D2450V2 SN: 706	1/20/2025	20.0	4.740	47.400	52.300	-9.37%	2.250	22.500	24.500	-8.16%	33
				2400	40.31	39.30	2.58%	1.73	1.75	-1.24%													
				2500	40.15	39.14	2.59%	1.81	1.85	-2.38%													
SAR 5	6/12/2024	Head	5250	5250	35.75	35.93	-0.51%	4.51	4.70	-4.11%	6/12/2024	D5GHzV2 SN: 1003 (5.25 GHz)	2/22/2025	20.0	7.330	73.300	80.300	-8.72%	2.100	21.000	22.900	-8.30%	34
				5150	35.75	36.05	-0.82%	4.36	4.60	-5.30%													
				5350	35.35	35.82	-1.31%	4.55	4.80	-5.36%													
SAR 5	6/16/2024	Head	2450	2450	38.70	39.20	-1.28%	1.78	1.80	-1.33%	6/16/2024	D2450V2 SN: 706	1/20/2025	20.0	5.650	56.500	52.300	8.03%	2.680	26.800	24.500	9.39%	
				2400	38.78	39.30	-1.31%	1.74	1.75	-0.78%													
				2500	38.60	39.14	-1.37%	1.81	1.85	-2.16%													
SAR 5	6/16/2024	Head	5250	5250	33.88	35.93	-5.71%	4.49	4.70	-4.58%	6/16/2024	D5GHzV2 SN: 1003 (5.25 GHz)	2/22/2025	20.0	7.730	77.300	80.300	-3.74%	2.250	22.500	22.900	-1.75%	
				5150	33.86	36.05	-6.07%	4.33	4.60	-5.89%													
				5350	33.44	35.82	-6.64%	4.51	4.80	-6.21%													
SAR 5	6/20/2024	Head	2450	2450	40.39	39.20	3.04%	1.85	1.80	2.72%	6/20/2024	D2450V2 SN: 706	1/20/2025	20.0	5.600	56.000	52.300	7.07%	2.650	26.500	24.500	8.16%	
				2400	40.46	39.30	2.96%	1.81	1.75	3.33%													
				2500	40.28	39.14	2.92%	1.89	1.85	1.94%													
SAR 5	6/20/2024	Head	5250	5250	35.45	35.93	-1.34%	4.57	4.70	-2.83%	6/20/2024	D5GHzV2 SN: 1003 (5.25 GHz)	2/22/2025	20.0	7.660	76.600	80.300	-4.61%	2.220	22.200	22.900	-3.06%	
				5150	35.47	36.05	-1.60%	4.40	4.60	-4.26%													
				5350	35.07	35.82	-2.09%	4.59	4.80	-4.42%													
SAR 5	6/24/2024	Head	2450	2450	40.15	39.20	2.42%	1.78	1.80	-1.11%	6/24/2024	D2450V2 SN: 706	1/20/2025	20.0	5.030	50.300	52.300	-3.82%	2.380	23.800	24.500	-2.86%	
				2400	40.19	39.30	2.27%	1.74	1.75	-0.66%													
				2500	40.06	39.14	2.36%	1.83	1.85	-1.30%													
SAR 5	6/24/2024	Head	5250	5250	35.08	35.93	-2.37%	4.62	4.70	-1.75%	6/24/2024	D5GHzV2 SN: 1003 (5.25 GHz)	2/22/2025	20.0	8.230	82.300	80.300	2.49%	2.380	23.800	22.900	3.93%	
				5150	35.11	36.05	-2.60%	4.47	4.60	-2.82%													
				5350	34.71	35.82	-3.10%	4.65	4.80	-3.21%													
SAR 5	6/28/2024	Head	2450	2450	41.10	39.20	4.85%	1.78	1.80	-1.11%	6/28/2024	D2450V2 SN: 706	1/20/2025	20.0	5.320	53.200	52.300	1.72%	2.520	25.200	24.500	2.88%	
				2400	41.14	39.30	4.69%	1.74	1.75	-0.66%													
				2500	41.03	39.14	4.84%	1.81	1.85	-2.38%													
SAR 5	6/28/2024	Head	5250	5250	36.60	35.93	1.86%	4.61	4.70	-1.96%	6/28/2024	D5GHzV2 SN: 1003 (5.25 GHz)	2/22/2025	20.0	7.470	74.700	80.300	-6.97%	2.160	21.600	22.900	-5.68%	
				5150	36.64	36.05	1.64%	4.46	4.60	-3.04%													
				5350	36.20	35.82	1.06%	4.64	4.80	-3.42%													

Liquid Check										System Check													
SAR Lab	Date	Tissue Type	Band (MHz)	Freq. (MHz)	Relative Permittivity (εr)			Conductivity (σ)			Date	Dipole Type & Serial Number	Dipole Cal. Due Date	Input Power (dBm)	Measured results for 1-g SAR				Measured results for 10-g SAR				Plot No.
					Measured	Target	Delta	Measured	Target	Delta					Meas. Zoom Scan	Normalize to 1 W	Target (Ref. Value)	Delta ±10%	Meas. Zoom Scan	Normalize to 1 W	Target (Ref. Value)	Delta ±10%	
SAR 6	6/20/2024	Head	2450	2450	40.45	39.20	3.19%	1.86	1.80	3.33%	6/20/2024	D2450V2 SN: 706	1/20/2025	20.0	5.060	50.600	52.300	-3.25%	2.370	23.700	24.500	-3.27%	
				2400	40.52	39.30	3.11%	1.82	1.75	3.90%													
				2500	40.34	39.14	3.07%	1.90	1.85	2.48%													
SAR 6	6/24/2024	Head	2450	2450	41.11	39.20	4.87%	1.77	1.80	-1.72%	6/24/2024	D2450V2 SN: 706	1/20/2025	20.0	4.950	49.500	52.300	-5.35%	2.310	23.100	24.500	-5.71%	
				2400	41.14	39.30	4.69%	1.73	1.75	-1.18%													
				2500	41.02	39.14	4.81%	1.81	1.85	-2.38%													
SAR 6	6/28/2024	Head	2450	2450	39.97	39.20	1.79%	1.78	1.80	-1.22%	6/28/2024	D2450V2 SN: 706	1/20/2025	20.0	4.820	48.200	52.300	-7.84%	2.260	22.600	24.500	-7.76%	35
				2400	39.97	39.30	1.71%	1.74	1.75	-0.55%													
				2500	39.82	39.14	1.75%	1.82	1.85	-1.89%													

Liquid Check										System Check													
SAR Lab	Date	Tissue Type	Band (MHz)	Freq. (MHz)	Relative Permittivity (εr)			Conductivity (σ)			Date	Dipole Type & Serial Number	Dipole Cal. Due Date	Input Power (dBm)	Measured results for 1-g SAR				Measured results for 10-g SAR				Plot No.
					Measured	Target	Delta	Measured	Target	Delta					Meas. Zoom Scan	Normalize to 1 W	Target (Ref. Value)	Delta ±10%	Meas. Zoom Scan	Normalize to 1 W	Target (Ref. Value)	Delta ±10%	
SAR 7	5/17/2024	Head	5600	5600	34.06	35.53	-4.15%	4.77	5.06	-5.74%	5/17/2024	D5GHzV2 SN: 1168 (5.60 GHz)	11/15/2024	20.0	8.520	85.200	81.900	4.03%	2.520	25.200	23.400	7.69%	
				5500	34.17	35.65	-4.15%	4.65	4.96	-6.21%													
				5725	33.79	35.39	-4.52%	4.89	5.19	-5.84%													
SAR 7	5/17/2024	Head	5850	5850	33.56	35.30	-4.93%	5.12	5.32	-3.82%	5/17/2024	D5GHzV2 SN: 1168 (5.85 GHz)	11/15/2024	20.0	7.980	79.800	80.100	-0.37%	2.350	23.500	22.800	3.07%	
				5900	33.62	35.20	-4.49%	5.08	5.38	-5.54%													
				5925	33.55	35.20	-4.69%	5.10	5.40	-5.54%													
SAR 7	5/21/2024	Head	5600	5600	36.62	35.53	3.06%	4.88	5.06	-3.50%	5/22/2024	D5GHzV2 SN: 1168 (5.60 GHz)	11/15/2024	20.0	8.550	85.500	81.900	4.40%	2.480	24.800	23.400	5.98%	
				5500	36.79	35.65	3.20%	4.74	4.96	-4.36%													
				5725	36.38	35.39	2.79%	5.00	5.19	-3.72%													
SAR 7	5/21/2024	Head	5850	5850	36.07	35.30	2.18%	5.24	5.32	-1.43%	5/22/2024	D5GHzV2 SN: 1168 (5.85 GHz)	11/15/2024	20.0	8.290	82.900	80.100	3.50%	2.380	23.800	22.800	4.39%	
				5700	36.43	35.42	2.85%	4.96	5.16	-3.90%													
				5925	36.17	35.20	2.76%	5.25	5.40	-2.83%													
SAR 7	5/27/2024	Head	5600	5600	35.51	35.53	-0.07%	4.81	5.06	-4.91%	5/27/2024	D5GHzV2 SN: 1168 (5.60 GHz)	11/15/2024	20.0	7.640	76.400	81.900	-6.72%	2.230	22.300	23.400	-4.70%	
				5500	35.67	35.65	0.06%	4.68	4.96	-5.63%													
				5725	35.27	35.39	-0.34%	4.91	5.19	-5.38%													
SAR 7	5/27/2024	Head	5850	5850	34.97	35.30	-0.93%	5.16	5.32	-2.99%	5/27/2024	D5GHzV2 SN: 1168 (5.85 GHz)	11/15/2024	20.0	8.570	85.700	80.100	6.99%	2.490	24.900	22.800	9.21%	
				5700	35.30	35.42	-0.34%	4.89	5.16	-5.38%													
				5925	35.08	35.20	-0.34%	5.17	5.40	-4.35%													
SAR 7	5/30/2024	Head	5600	5600	37.85	35.53	6.52%	4.91	5.06	-2.97%	5/30/2024	D5GHzV2 SN: 1168 (5.60 GHz)	11/15/2024	20.0	8.340	83.400	81.900	1.83%	2.500	25.000	23.400	6.84%	
				5500	37.97	35.65	6.51%	4.76	4.96	-3.99%													
				5725	37.59	35.39	6.21%	5.02	5.19	-3.24%													
SAR 7	5/30/2024	Head	5850	5850	37.36	35.30	5.84%	5.27	5.32	-1.03%	5/30/2024	D5GHzV2 SN: 1168 (5.85 GHz)	11/15/2024	20.0	7.930	79.300	80.100	-1.00%	2.390	23.900	22.800	4.82%	
				5700	37.63	35.42	6.24%	4.99	5.16	-3.42%													
				5925	37.36	35.20	6.15%	5.27	5.40	-2.48%													
SAR 7	6/2/2024	Head	5600	5600	34.95	35.53	-1.64%	4.75	5.06	-6.21%	6/2/2024	D5GHzV2 SN: 1168 (5.60 GHz)	11/15/2024	20.0	7.410	74.100	81.900	<b>-9.52%</b>	2.150	21.500	23.400	-8.12%	36
				5725	34.69	35.39	-1.98%	4.84	5.19	-6.67%													
				5850	34.42	35.30	-2.49%	5.11	5.32	-4.02%													
SAR 7	6/2/2024	Head	5850	5700	34.70	35.42	-2.03%	4.81	5.16	-6.89%	6/2/2024	D5GHzV2 SN: 1168 (5.85 GHz)	11/15/2024	20.0	7.340	73.400	80.100	<b>-8.36%</b>	2.120	21.200	22.800	-7.02%	37
				5925	34.47	35.20	-2.07%	5.09	5.40	-5.81%													
				6500	35.12	34.50	1.80%	6.12	6.07	0.87%													
SAR 7	6/5/2024	Head	6500	5900	36.18	35.20	2.78%	5.34	5.38	-0.82%	6/5/2024	D6.5GHzV2 SN: 1033	3/15/2025	19.0	23.300	293.330	288.000	1.85%	4.310	54.260	53.100	2.18%	
				7200	33.97	33.70	0.80%	6.92	6.89	0.38%													
				5600	36.28	35.53	2.10%	4.73	5.06	-6.53%													
SAR 7	6/6/2024	Head	5600	5500	36.43	35.65	2.19%	4.62	4.96	-6.82%	6/6/2024	D5GHzV2 SN: 1168 (5.60 GHz)	11/15/2024	12.0	1.330	83.917	81.900	2.46%	0.379	23.913	23.400	2.19%	
				5725	36.08	35.39	1.95%	4.87	5.19	-6.13%													
				5850	35.89	35.30	1.67%	5.01	5.32	-5.83%													
SAR 7	6/6/2024	Head	5850	5700	36.10	35.42	1.92%	4.85	5.16	-6.07%	6/6/2024	D5GHzV2 SN: 1168 (5.85 GHz)	11/15/2024	10.0	0.745	74.500	80.100	-6.99%	0.211	21.100	22.800	-7.46%	
				5925	35.20	35.20	0.00%	5.10	5.40	-5.56%													
				5600	36.13	35.53	1.68%	4.85	5.06	-4.14%													
SAR 7	6/10/2024	Head	5600	5500	36.27	35.65	1.74%	4.71	4.96	-4.92%	6/10/2024	D5GHzV2 SN: 1003 (5.60 GHz)	2/22/2025	20.0	8.060	80.600	83.000	-2.89%	2.460	24.600	23.700	3.80%	
				5725	35.89	35.39	1.41%	4.96	5.19	-4.36%													
				5750	35.81	35.36	1.26%	5.03	5.21	-3.52%													
SAR 7	6/10/2024	Head	5750	5700	35.91	35.42	1.38%	4.93	5.16	-4.50%	6/10/2024	D5GHzV2 SN: 1003 (5.75 GHz)	2/22/2025	15.0	2.520	79.689	79.300	0.49%	0.764	24.160	22.400	7.86%	
				5850	35.63	35.30	0.93%	5.24	5.32	-1.50%													
				5600	35.85	35.53	0.89%	4.84	5.06	-4.39%													
SAR 7	6/14/2024	Head	5600	5500	36.05	35.65	1.13%	4.70	4.96	-5.26%	6/14/2024	D5GHzV2 SN: 1003 (5.60 GHz)	2/22/2025	12.0	1.360	85.810	83.000	3.39%	0.392	24.734	23.700	4.36%	
				5725	35.64	35.39	0.70%	4.96	5.19	-4.47%													
				5750	35.57	35.36	0.59%	5.01	5.21	-3.85%													
SAR 7	6/14/2024	Head	5750	5700	35.65	35.42	0.65%	4.92	5.16	-4.74%	6/14/2024	D5GHzV2 SN: 1003 (5.75 GHz)	2/22/2025	12.0	1.250	78.870	79.300	-0.54%	0.362	22.841	22.400	1.97%	
				5850	35.36	35.30	0.17%	5.21	5.32	-2.12%													
				5600	34.88	35.53	-1.84%	4.94	5.06	-2.38%													
SAR 7	6/17/2024	Head	5600	5500	35.01	35.65	-1.79%	4.80	4.96	-3.29%	6/17/2024	D5GHzV2 SN: 1003 (5.60 GHz)	2/22/2025	12.0	1.340	84.548	83.000	1.87%	0.390	24.607	23.700	3.83%	
				5725	34.62	35.39	-2.18%	5.04	5.19	-2.78%													
				5750	34.58	35.36	-2.21%	5.10	5.21	-2.18%													
SAR 7	6/17/2024	Head	5750	5700	34.61	35.42	-2.29%	5.00	5.16	-3.17%	6/17/2024	D5GHzV2 SN: 1003 (5.75 GHz)	2/22/2025	12.0	1.320	83.286	79.300	<b>5.03%</b>	0.384	24.229	22.400	8.16%	38
				5850	34.41	35.30	-2.52%	5.30	5.32	-0.34%													
				5600	34.20	35.53	-3.75%	4.94	5.06	-2.30%													
SAR 7	6/21/2024	Head	5600	5500	34.36	35.65	-3.61%	4.83	4.96	-2.66%	6/21/2024	D5GHzV2 SN: 1003 (5.60 GHz)	2/22/2025	20.0	7.950	79.500	83.000	-4.22%	2.290	22.900	23.700	-3.38%	
				5725	33.93	35.39	-4.13%	5.03	5.19	-3.07%													
				5750	33.81	35.36	-4.39%	5.10	5.21	-2.26%													
SAR 7	6/21/2024	Head	5750	5700	33.94	35.42	-4.18%	5.02	5.16	-2.82%	6/21/2024	D5GHzV2 SN: 1003 (5.75 GHz)	2/22/2025	20.0	7.820	78.200	79.300	-1.39%	2.250	22.500	22.400	0.45%	
				5850	33.58	35.30	-4.87%	5.30	5.32	-0.47%													
				5600	34.99	35.53	-1.52%	4.87	5.06	-3.75%													
SAR 7	6/25/2024	Head	5600	5700	34.75	35.65	-2.52%	4.92	4.96	-0.77%	6/25/2024	D5GHzV2 SN: 1003 (5.60 GHz)	2/22/2025	20.0	7.930	79.300	83.000	<b>-4.46%</b>	2.290	22.900	23.700	-3.38%	39
				5850	34.48	35.39	-2.57%	5.22	5.19	0.60%													
				5750	34.68	35.36	-1.93%	5.04	5.21	-3.39%													
SAR 7	6/25/2024	Head	5750	5700	34.75	35.42	-1.89%	4.94	5.16	-4.23%	6/25/2024	D5GHzV2 SN: 1003 (5.75 GHz)	2/22/2025	20.0	8.230	82.300	79.300	3.78%	2.350	23.500	22.400	4.91%	
				5850	34.48	35.30	-2.32%	5.22	5.32	-1.86%													
				5600	34.26	35.53	-3.57%	4.83	5.06	-4.55%													
SAR 7	6/28/2024	Head	5600	5500	34.43	35.65	-3.42%	4.71	4.96	-5.04%	6/28/2024	D5GHzV2 SN: 1003 (5.60 GHz)	2/22/2025	20.0	8.050	80.500	83.000	-3.01%	2.350	23.500	23.700	-0.84%	
				5725	34.02	35.39	-3.87%	4.95	5.19	-4.62%													
				5750	33.91	35.36	-4.11%	5.01	5.21	-3.91%													
SAR 7	6/28/2024	Head	5750	5700	34.04	35.42	-3.																



Liquid Check										System Check													
SAR Lab	Date	Tissue Type	Band (MHz)	Freq. (MHz)	Relative Permittivity (εr)			Conductivity (σ)			Date	Dipole Type & Serial Number	Dipole Cal. Due Date	Input Power (dBm)	Measured results for 1-g SAR				Measured results for 10-g SAR				Plot No.
					Measured	Target	Delta	Measured	Target	Delta					Meas. Zoom Scan	Normalize to 1 W	Target (Ref. Value)	Delta ±10%	Meas. Zoom Scan	Normalize to 1 W	Target (Ref. Value)	Delta ±10%	
SAR 8	6/21/2024	Head	5250	5250	35.78	35.93	-0.43%	4.89	4.70	3.93%	6/21/2024	D5GHzV2 SN: 1003 (5.25 GHz)	2/22/2025	20.0	7.260	72.600	80.300	-9.59%	2.090	20.900	22.900	-8.73%	41
				5150	35.80	36.05	-0.69%	4.72	4.60	2.66%					7.260	72.600	80.300	-9.59%	2.090	20.900	22.900	-8.73%	
				5350	35.28	35.82	-1.50%	4.91	4.80	2.20%													
SAR 8	6/25/2024	Head	5250	5250	35.18	35.93	-2.10%	4.69	4.70	-0.34%	6/25/2024	D5GHzV2 SN: 1003 (5.25 GHz)	2/22/2025	8.0	0.467	74.015	80.300	-7.83%	0.134	21.238	22.900	-7.26%	
				5150	35.27	36.05	-2.16%	4.52	4.60	-1.67%					0.467	74.015	80.300	-7.83%	0.134	21.238	22.900	-7.26%	
				5350	34.66	35.82	-3.24%	4.71	4.80	-2.05%													
SAR 8	6/28/2024	Head	5250	5250	35.76	35.93	-0.48%	4.63	4.70	-1.49%	6/28/2024	D5GHzV2 SN: 1003 (5.25 GHz)	2/22/2025	20.0	7.320	73.200	80.300	-8.84%	2.100	21.000	22.900	-8.30%	
				5150	35.80	36.05	-0.69%	4.46	4.60	-2.95%					7.320	73.200	80.300	-8.84%	2.100	21.000	22.900	-8.30%	
				5350	35.35	35.82	-1.31%	4.66	4.80	-2.99%													
Liquid Check										System Check													
SAR Lab	Date	Tissue Type	Band (MHz)	Freq. (MHz)	Relative Permittivity (εr)			Conductivity (σ)			Date	Dipole Type & Serial Number	Dipole Cal. Due Date	Input Power (dBm)	Measured results for 1-g SAR				Measured results for 10-g SAR				Plot No.
					Measured	Target	Delta	Measured	Target	Delta					Meas. Zoom Scan	Normalize to 1 W	Target (Ref. Value)	Delta ±10%	Meas. Zoom Scan	Normalize to 1 W	Target (Ref. Value)	Delta ±10%	
SAR 9	5/17/2024	Head	5600	5600	37.26	35.53	4.86%	4.85	5.06	-4.15%	5/18/2024	D5GHzV2 SN: 1003 (5.60 GHz)	2/22/2025	20.0	7.900	79.000	83.000	-4.82%	2.240	22.400	23.700	-5.49%	
				5500	37.38	35.65	4.86%	4.71	4.96	-5.00%					7.900	79.000	83.000	-4.82%	2.240	22.400	23.700	-5.49%	
				5725	36.99	35.39	4.52%	4.96	5.19	-4.47%													
SAR 9	5/17/2024	Head	5850	5850	36.74	35.30	4.08%	5.21	5.32	-2.01%	5/18/2024	D6GHzV2 SN: 1168 (5.85 GHz)	11/15/2024	20.0	7.620	76.200	80.100	-4.87%	2.250	22.500	22.800	-1.32%	
				5900	36.84	35.20	4.66%	5.18	5.38	-3.70%					7.620	76.200	80.100	-4.87%	2.250	22.500	22.800	-1.32%	
				5925	36.83	35.20	4.63%	5.20	5.40	-3.80%													
SAR 9	5/21/2024	Head	5600	5600	36.22	35.53	1.93%	4.92	5.06	-2.87%	5/22/2024	D6GHzV2 SN: 1168 (5.60 GHz)	11/15/2024	20.0	8.250	82.500	81.900	0.73%	2.360	23.600	23.400	0.85%	
				5500	36.40	35.65	2.11%	4.77	4.96	-3.75%					8.250	82.500	81.900	0.73%	2.360	23.600	23.400	0.85%	
				5725	35.98	35.39	1.66%	5.02	5.19	-3.28%													
SAR 9	5/21/2024	Head	5850	5850	35.68	35.30	1.08%	5.25	5.32	-1.30%	5/22/2024	D6GHzV2 SN: 1168 (5.85 GHz)	11/15/2024	20.0	7.860	78.600	80.100	-1.87%	2.240	22.400	22.800	-1.75%	
				5700	35.96	35.42	1.53%	4.99	5.16	-3.30%					7.860	78.600	80.100	-1.87%	2.240	22.400	22.800	-1.75%	
				5925	35.73	35.20	1.51%	5.27	5.40	-2.48%													
SAR 9	5/27/2024	Head	5600	5600	37.26	35.53	4.86%	5.06	5.06	0.01%	5/27/2024	D6GHzV2 SN: 1168 (5.60 GHz)	11/15/2024	20.0	7.560	75.600	81.900	-7.69%	2.160	21.600	23.400	-7.69%	42
				5500	37.45	35.65	5.06%	4.92	4.96	-0.85%					7.560	75.600	81.900	-7.69%	2.160	21.600	23.400	-7.69%	
				5725	37.02	35.39	4.60%	5.17	5.19	-0.33%													
SAR 9	5/27/2024	Head	5850	5850	36.74	35.30	4.08%	5.41	5.32	1.62%	5/27/2024	D6GHzV2 SN: 1168 (5.85 GHz)	11/15/2024	20.0	8.050	80.500	80.100	0.50%	2.290	22.900	22.800	0.44%	
				5700	37.00	35.42	4.46%	5.13	5.16	-0.57%					8.050	80.500	80.100	0.50%	2.290	22.900	22.800	0.44%	
				5925	36.77	35.20	4.46%	5.43	5.40	0.63%													
SAR 9	5/30/2024	Head	5600	5600	36.07	35.53	1.51%	4.80	5.06	-5.10%	5/30/2024	D5GHzV2 SN: 1168 (5.60 GHz)	11/15/2024	20.0	8.390	83.900	81.900	2.44%	2.390	23.900	23.400	2.14%	
				5500	36.20	35.65	1.55%	4.66	4.96	-6.11%					8.390	83.900	81.900	2.44%	2.390	23.900	23.400	2.14%	
				5725	35.82	35.39	1.21%	4.91	5.19	-5.32%													
SAR 9	5/30/2024	Head	5850	5850	35.61	35.30	0.88%	5.15	5.32	-3.14%	5/30/2024	D5GHzV2 SN: 1168 (5.85 GHz)	11/15/2024	20.0	7.850	78.500	80.100	-2.00%	2.230	22.300	22.800	-2.19%	
				5700	35.84	35.42	1.19%	4.88	5.16	-5.45%					7.850	78.500	80.100	-2.00%	2.230	22.300	22.800	-2.19%	
				5925	35.60	35.20	1.14%	5.15	5.40	-4.56%													
SAR 9	6/2/2024	Head	5600	5600	35.58	35.53	0.13%	4.89	5.06	-3.29%	6/2/2024	D5GHzV2 SN: 1168 (5.60 GHz)	11/15/2024	20.0	7.710	77.100	81.900	-5.86%	2.190	21.900	23.400	-6.41%	
				5500	35.71	35.65	0.17%	4.76	4.96	-3.97%					7.710	77.100	81.900	-5.86%	2.190	21.900	23.400	-6.41%	
				5725	35.31	35.39	-0.23%	4.99	5.19	-3.78%													
SAR 9	6/2/2024	Head	5850	5850	34.99	35.30	-0.88%	5.25	5.32	-1.26%	6/2/2024	D6GHzV2 SN: 1168 (5.85 GHz)	11/15/2024	20.0	7.350	73.500	80.100	-8.24%	2.090	20.900	22.800	-8.33%	43
				5900	35.10	35.20	-0.28%	5.21	5.38	-3.22%					7.350	73.500	80.100	-8.24%	2.090	20.900	22.800	-8.33%	
				5925	35.06	35.20	-0.40%	5.24	5.40	-2.94%													
SAR 9	6/6/2024	Head	5600	5600	37.17	35.53	4.60%	4.84	5.06	-4.39%	6/6/2024	D5GHzV2 SN: 1003 (5.60 GHz)	11/16/2024	20.0	8.330	83.300	83.000	0.36%	2.380	23.800	23.700	0.42%	
				5500	37.31	35.65	4.66%	4.70	4.96	-5.18%					8.330	83.300	83.000	0.36%	2.380	23.800	23.700	0.42%	
				5725	36.92	35.39	4.32%	4.95	5.19	-4.55%													
SAR 9	6/6/2024	Head	5750	5750	36.83	35.36	4.15%	5.01	5.21	-3.87%	6/6/2024	D5GHzV2 SN: 1003 (5.75 GHz)	2/22/2025	17.0	3.610	72.029	79.300	-9.17%	1.030	20.551	22.400	-8.25%	44
				5700	36.94	35.42	4.29%	4.91	5.16	-4.91%					3.610	72.029	79.300	-9.17%	1.030	20.551	22.400	-8.25%	
				5850	36.67	35.30	3.88%	5.21	5.32	-2.05%													
SAR 9	6/10/2024	Head	5600	5600	35.85	35.53	0.89%	4.97	5.06	-1.86%	6/10/2024	D6GHzV2 SN: 1003 (5.60 GHz)	2/22/2025	20.0	8.170	81.700	83.000	-1.57%	2.320	23.200	23.700	-2.11%	
				5500	35.99	35.65	0.96%	4.82	4.96	-2.74%					8.170	81.700	83.000	-1.57%	2.320	23.200	23.700	-2.11%	
				5725	35.61	35.39	0.62%	5.08	5.19	-2.03%													
SAR 9	6/10/2024	Head	5750	5750	35.54	35.36	0.50%	5.15	5.21	-1.32%	6/10/2024	D5GHzV2 SN: 1003 (5.75 GHz)	2/22/2025	20.0	7.280	72.800	79.300	-8.20%	2.100	21.000	22.400	-6.25%	
				5700	35.63	35.42	0.59%	5.04	5.16	-2.37%					7.280	72.800	79.300	-8.20%	2.100	21.000	22.400	-6.25%	
				5850	35.35	35.30	0.14%	5.36	5.32	0.79%													
SAR 9	6/14/2024	Head	5600	5600	35.18	35.53	-1.00%	4.86	5.06	-4.02%	6/14/2024	D5GHzV2 SN: 1003 (5.60 GHz)	2/22/2025	12.0	1.330	83.917	83.000	1.11%	0.378	23.850	23.700	0.63%	
				5500	35.36	35.65	-0.81%	4.71	4.96	-5.06%					1.330	83.917	83.000	1.11%	0.378	23.850	23.700	0.63%	
				5725	34.96	35.39	-1.22%	4.97	5.19	-4.13%													
SAR 9	6/14/2024	Head	5750	5750	34.89	35.36	-1.34%	5.02	5.21	-3.64%	6/14/2024	D5GHzV2 SN: 1003 (5.75 GHz)	2/22/2025	12.0	1.230	77.608	79.300	-2.13%	0.350	22.084	22.400	-1.41%	
				5700	34.99	35.42	-1.21%	5.02	5.16	-2.68%					1.230	77.608	79.300	-2.13%	0.350	22.084	22.400	-1.41%	
				5850	34.71	35.30	-1.67%	5.21	5.32	-2.11%													
SAR 9	6/18/2024	Head	5600	5600	35.81	35.53	0.78%	4.95	5.06	-2.26%	6/18/2024	D5GHzV2 SN: 1003 (5.60 GHz)	2/22/2025	20.0	7.920	79.200	83.000	-4.58%	2.380	23.800	23.700	0.42%	
				5500	35.94	35.65	0.82%	4.80	4.96	-3.19%					7.920	79.200	83.000	-4.58%	2.380	23.800			

Liquid Check										System Check													
SAR Lab	Date	Tissue Type	Band (MHz)	Freq. (MHz)	Relative Permittivity (εr)			Conductivity (σ)			Date	Dipole Type & Serial Number	Dipole Cal. Due Date	Input Power (dBm)	Measured results for 1-g SAR				Measured results for 10-g SAR				Plot No.
					Measured	Target	Delta	Measured	Target	Delta					Meas. Zoom Scan	Normalize to 1 W	Target (Ref. Value)	Delta ±10%	Meas. Zoom Scan	Normalize to 1 W	Target (Ref. Value)	Delta ±10%	
SAR 12	5/17/2024	Head	1640	1640	38.95	40.25	-3.24%	1.31	1.31	0.39%	5/17/2024	D1640V2 SN: 324	6/13/2025	20.0	3.550	35.500	33.900	4.72%	1.930	19.300	18.300	5.46%	
				1610	39.00	40.30	-3.23%	1.29	1.29	0.23%													
				1665	38.92	40.22	-3.22%	1.32	1.32	0.23%													
SAR 12	5/17/2024	Head	1750	1750	38.77	40.08	-3.28%	1.37	1.37	0.37%	5/17/2024	D1750V2 SN: 1053	10/13/2024	20.0	3.530	35.300	36.600	-3.55%	1.870	18.700	19.300	-3.11%	
				1695	38.86	40.17	-3.26%	1.34	1.34	0.23%													
				1755	38.76	40.08	-3.29%	1.38	1.37	0.38%													
SAR 12	5/20/2024	Head	1640	1640	39.07	40.25	-2.94%	1.23	1.31	-5.96%	5/20/2024	D1640V2 SN: 324	6/13/2025	20.0	3.470	34.700	33.900	2.36%	1.940	19.400	18.300	6.01%	
				1610	39.15	40.30	-2.85%	1.21	1.29	-6.20%													
				1665	39.03	40.22	-2.95%	1.25	1.32	-5.66%													
SAR 12	5/20/2024	Head	1750	1750	38.86	40.08	-3.06%	1.29	1.37	-5.77%	5/20/2024	D1750V2 SN: 1053	10/13/2024	20.0	3.790	37.900	36.600	3.55%	2.060	20.600	19.300	6.74%	
				1695	39.00	40.17	-2.91%	1.26	1.34	-5.83%													
				1755	38.84	40.08	-3.09%	1.29	1.37	-5.74%													
SAR 12	5/22/2024	Head	750	750	39.81	41.96	-5.13%	0.86	0.89	-4.14%	5/22/2024	D750V3 SN: 1019	4/13/2025	20.0	0.844	8.440	8.510	<b>-0.82%</b>	0.565	5.650	5.590	1.07%	46
				660	40.20	42.42	-5.24%	0.88	0.89	-0.42%													
				800	39.63	41.71	-4.98%	0.88	0.90	-2.39%													
SAR 12	5/23/2024	Head	1640	1640	38.06	40.25	-5.45%	1.29	1.31	-1.52%	5/23/2024	D1640V2 SN: 324	6/13/2025	20.0	3.560	35.600	33.900	<b>5.01%</b>	1.970	19.700	18.300	7.65%	47
				1610	38.17	40.30	-5.29%	1.27	1.29	-1.55%													
				1665	37.99	40.22	-5.53%	1.30	1.32	-1.52%													
SAR 12	5/23/2024	Head	1750	1750	37.85	40.08	-5.57%	1.34	1.37	-1.82%	5/23/2024	D1750V2 SN: 1053	10/13/2024	20.0	3.560	35.600	36.600	-2.73%	1.920	19.200	19.300	-0.52%	
				1695	37.97	40.17	-5.47%	1.31	1.34	-1.79%													
				1755	37.84	40.08	-5.58%	1.35	1.37	-1.81%													
SAR 12	5/24/2024	Head	1640	1640	39.34	40.25	-2.27%	1.27	1.31	-2.98%	5/24/2024	D1640V2 SN: 324	6/13/2025	20.0	3.290	32.900	33.900	-2.95%	1.840	18.400	18.300	0.55%	
				1610	39.36	40.30	-2.33%	1.25	1.29	-3.10%													
				1665	39.31	40.22	-2.25%	1.28	1.32	-3.33%													
SAR 12	5/26/2024	Head	1640	1640	40.04	40.25	-0.53%	1.26	1.31	-3.90%	5/26/2024	D1640V2 SN: 324	6/13/2025	20.0	3.470	34.700	33.900	2.36%	1.930	19.300	18.300	5.46%	
				1610	40.12	40.30	-0.45%	1.24	1.29	-4.03%													
				1665	39.97	40.22	-0.61%	1.27	1.32	-3.86%													
SAR 12	5/26/2024	Head	1750	1750	39.84	40.08	-0.61%	1.31	1.37	-4.23%	5/26/2024	D1750V2 SN: 1053	10/13/2024	20.0	3.390	33.900	36.600	-7.38%	1.840	18.400	19.300	-4.66%	
				1695	39.90	40.17	-0.67%	1.29	1.34	-3.96%													
				1755	39.83	40.08	-0.62%	1.31	1.37	-4.29%													
SAR 12	5/30/2024	Head	1640	1640	42.03	40.25	4.41%	1.24	1.31	-5.12%	5/30/2024	D1640V2 SN: 324	6/13/2025	20.0	3.260	32.600	33.900	-3.83%	1.810	18.100	18.300	-1.09%	
				1610	42.08	40.30	4.42%	1.22	1.29	-5.19%													
				1665	41.97	40.22	4.36%	1.25	1.32	-5.15%													
SAR 12	5/30/2024	Head	1750	1750	41.88	40.08	4.48%	1.29	1.37	-5.99%	5/30/2024	D1750V2 SN: 1053	10/13/2024	20.0	3.380	33.800	36.600	<b>-7.65%</b>	1.820	18.200	19.300	-5.70%	48
				1695	41.91	40.17	4.33%	1.27	1.34	-5.38%													
				1755	41.89	40.08	4.52%	1.29	1.37	-5.96%													
SAR 12	6/2/2024	Head	1640	1640	38.62	40.25	-4.06%	1.27	1.31	-3.05%	6/2/2024	D1640V2 SN: 324	6/13/2025	20.0	3.240	32.400	33.900	-4.42%	1.910	19.100	18.300	4.37%	
				1610	38.67	40.30	-4.04%	1.25	1.29	-3.02%													
				1665	38.58	40.22	-4.07%	1.28	1.32	-3.11%													
SAR 12	6/2/2024	Head	1750	1750	38.46	40.08	-4.05%	1.33	1.37	-2.92%	6/2/2024	D1750V2 SN: 1053	10/13/2024	20.0	3.490	34.900	36.600	-4.64%	1.880	18.800	19.300	-2.59%	
				1695	38.53	40.17	-4.08%	1.30	1.34	-3.06%													
				1755	38.45	40.08	-4.06%	1.33	1.37	-2.90%													
SAR 12	6/5/2024	Head	1640	1640	38.41	40.25	-4.58%	1.32	1.31	1.00%	6/5/2024	D1640V2 SN: 324	6/13/2025	20.0	3.470	34.700	33.900	2.36%	1.940	19.400	18.300	6.01%	
				1610	38.49	40.30	-4.49%	1.30	1.29	1.09%													
				1665	38.32	40.22	-4.71%	1.33	1.32	0.91%													
SAR 12	6/5/2024	Head	1750	1750	38.14	40.08	-4.85%	1.37	1.37	0.22%	6/5/2024	D1750V2 SN: 1053	10/13/2024	20.0	3.540	35.400	36.600	-3.28%	1.910	19.100	19.300	-1.04%	
				1695	38.23	40.17	-4.83%	1.35	1.34	0.60%													
				1755	38.13	40.08	-4.86%	1.37	1.37	0.01%													
SAR 12	6/10/2024	Head	1750	1750	38.42	40.08	-4.15%	1.36	1.37	-0.95%	6/10/2024	D1750V2 SN: 1053	10/13/2024	20.0	3.470	34.700	36.600	-5.19%	1.890	18.900	19.300	-2.07%	
				1695	38.53	40.17	-4.08%	1.25	1.34	-6.80%													
				1755	38.42	40.08	-4.13%	1.36	1.37	-0.93%													
SAR 12	6/11/2024	Head	1640	1640	40.81	40.25	1.38%	1.22	1.31	-6.42%	6/11/2024	D1640V2 SN: 324	6/13/2025	20.0	3.250	32.500	33.900	-4.13%	1.820	18.200	18.300	-0.55%	
				1610	40.90	40.30	1.49%	1.21	1.29	-6.36%													
				1665	40.78	40.22	1.40%	1.24	1.32	-6.51%													
SAR 12	6/13/2024	Head	1640	1640	42.29	40.25	5.06%	1.27	1.31	-2.98%	6/13/2024	D1640V2 SN: 324	6/13/2025	20.0	3.490	34.900	33.900	2.95%	1.950	19.500	18.300	6.56%	
				1610	42.37	40.30	5.14%	1.25	1.29	-2.79%													
				1665	42.24	40.22	5.03%	1.28	1.32	-3.26%													
SAR 12	6/13/2024	Head	1750	1750	42.25	40.08	5.40%	1.32	1.37	-3.80%	6/13/2024	D1750V2 SN: 1050	4/19/2025	20.0	3.460	34.600	36.100	<b>-4.16%</b>	1.880	18.800	18.900	-0.53%	49
				1695	42.21	40.17	5.08%	1.29	1.34	-3.66%													
				1780	42.25	40.04	5.52%	1.32	1.39	-4.68%													
SAR 12	6/15/2024	Head	1640	1640	39.08	40.25	-2.92%	1.27	1.31	-2.90%	6/15/2024	D1640V2 SN: 324	6/13/2025	20.0	3.460	34.600	33.900	2.06%	1.930	19.300	18.300	5.46%	
				1610	39.14	40.30	-2.88%	1.25	1.29	-2.87%													
				1665	39.02	40.22	-2.97%	1.28	1.32	-3.03%													
SAR 12	6/15/2024	Head	1750	1750	38.88	40.08	-3.01%	1.33	1.37	-3.07%	6/15/2024	D1750V2 SN: 1053	10/13/2024	20.0	3.430	34.300	36.600	-6.28%	1.850	18.500	19.300	-4.15%	
				1695	38.97	40.17	-2.99%	1.30	1.34	-3.14%													
				1755	38.87	40.08	-3.01%	1.33	1.37	-3.12%													
SAR 12	6/18/2024	Head	2600	2600	37.13	39.01	-4.82%	1.88	1.96	-4.19%	6/18/2024	D2600V2 SN: 1036	4/11/2025	20.0	5.430	54.300	55.400	<b>-1.99%</b>	2.490	24.900	24.900	0.00%	50
				2495	37.33	39.14	-4.63%	1.80	1.85	-2.69%													
				2690	36.94	38.90	-5.03%	1.95	2.06	-5.27%													

Liquid Check											System Check												
SAR Lab	Date	Tissue Type	Band (MHz)	Freq. (MHz)	Relative Permittivity (εr)			Conductivity (σ)			Date	Dipole Type & Serial Number	Dipole Cal. Due Date	Input Power (dBm)	Measured results for 1-g SAR				Measured results for 10-g SAR				Plot No.
					Measured	Target	Delta	Measured	Target	Delta					Meas. Zoom Scan	Normalize to 1 W	Target (Ref. Value)	Delta ±10%	Meas. Zoom Scan	Normalize to 1 W	Target (Ref. Value)	Delta ±10%	
SAR 12	6/20/2024	Head	1750	1750	38.34	40.08	-4.35%	1.29	1.37	-5.99%	6/20/2024	D1750V2 SN: 1053	10/13/2024	20.0	3.480	34.800	36.600	-4.92%	1.880	18.800	19.300	-2.59%	
				1695	38.38	40.17	-4.45%	1.26	1.34	-5.98%													
				1780	38.31	40.04	-4.32%	1.30	1.39	-5.91%													
SAR 12	6/20/2024	Head	1640	1640	38.48	40.25	-4.41%	1.23	1.31	-5.58%	6/20/2024	D1640V2 SN: 324	6/13/2025	20.0	3.280	32.800	33.900	-3.24%	1.840	18.400	18.300	0.55%	
				1610	38.55	40.30	-4.34%	1.22	1.29	-5.43%													
				1665	38.42	40.22	-4.46%	1.25	1.32	-5.76%													
SAR 12	6/23/2024	Head	1640	1640	41.18	40.25	2.30%	1.24	1.31	-5.20%	6/23/2024	D1640V2 SN: 324	6/13/2025	20.0	3.400	34.000	33.900	0.29%	1.910	19.100	18.300	4.37%	
				1610	41.24	40.30	2.33%	1.22	1.29	-5.12%													
				1665	41.13	40.22	2.27%	1.25	1.32	-5.30%													
SAR 12	6/23/2024	Head	1750	1750	41.02	40.08	2.33%	1.30	1.37	-5.33%	6/23/2024	D1750V2 SN: 1053	10/13/2024	20.0	3.450	34.500	36.600	-5.74%	1.880	18.800	19.300	-2.59%	
				1695	41.08	40.17	2.27%	1.27	1.34	-5.38%													
				1780	41.01	40.04	2.43%	1.30	1.39	-6.27%													
SAR 12	6/24/2024	Head	2450	2450	38.15	39.20	-2.68%	1.73	1.80	-3.94%	6/24/2024	D2450V2 SN: 748	2/8/2025	20.0	4.870	48.700	51.700	<b>-5.80%</b>	2.320	23.200	24.200	-4.13%	51
				2400	38.24	39.30	-2.69%	1.70	1.75	-3.23%													
				2500	38.08	39.14	-2.70%	1.77	1.85	-4.80%													
SAR 12	6/27/2024	Head	1640	1640	39.23	40.25	-2.54%	1.24	1.31	-5.43%	6/27/2024	D1640V2 SN: 324	6/13/2025	20.0	3.250	32.500	33.900	-4.13%	1.810	18.100	18.300	-1.09%	
				1610	39.31	40.30	-2.46%	1.22	1.29	-5.35%													
				1665	39.19	40.22	-2.55%	1.25	1.32	-5.60%													
SAR 12	6/27/2024	Head	1750	1750	39.11	40.08	-2.43%	1.29	1.37	-5.70%	6/27/2024	D1750V2 SN: 1053	10/13/2024	20.0	3.500	35.000	36.600	-4.37%	1.890	18.900	19.300	-2.07%	
				1695	39.17	40.17	-2.49%	1.26	1.34	-5.83%													
				1780	39.11	40.08	-2.41%	1.29	1.37	-5.67%													
SAR 12	6/27/2024	Head	2450	2450	38.19	39.20	-2.58%	1.73	1.80	-4.11%	6/27/2024	D2450V2 SN: 748	2/8/2025	20.0	4.880	48.800	51.700	-5.61%	2.320	23.200	24.200	-4.13%	
				2400	38.26	39.30	-2.64%	1.69	1.75	-3.58%													
				2500	38.12	39.14	-2.60%	1.76	1.85	-4.91%													
SAR 12	6/30/2024	Head	1640	1640	42.39	40.25	5.31%	1.26	1.31	-3.90%	6/30/2024	D1640V2 SN: 324	6/13/2025	20.0	3.370	33.700	33.900	-0.59%	1.890	18.900	18.300	3.28%	
				1610	42.47	40.30	5.38%	1.24	1.29	-3.95%													
				1665	42.34	40.22	5.28%	1.27	1.32	-4.17%													
SAR 12	6/30/2024	Head	1750	1750	42.22	40.08	5.33%	1.32	1.37	-3.87%	6/30/2024	D1750V2 SN: 1053	10/13/2024	20.0	3.380	33.800	36.600	-7.65%	1.840	18.400	19.300	-4.66%	
				1695	42.29	40.17	5.28%	1.28	1.34	-4.03%													
				1780	42.22	40.04	5.45%	1.34	1.39	-3.31%													
SAR 12	6/30/2024	Head	2450	2450	41.13	39.20	4.92%	1.81	1.80	0.39%	6/30/2024	D2450V2 SN: 748	2/8/2025	20.0	5.260	52.600	51.700	1.74%	2.510	25.100	24.200	3.72%	
				2400	41.21	39.30	4.87%	1.77	1.75	0.88%													
				2500	41.05	39.14	4.89%	1.85	1.85	-0.38%													

Liquid Check										System Check													
SAR Lab	Date	Tissue Type	Band (MHz)	Freq. (MHz)	Relative Permittivity (εr)			Conductivity (σ)			Date	Dipole Type & Serial Number	Dipole Cal. Due Date	Input Power (dBm)	Measured results for 1-g SAR				Measured results for 10-g SAR				Plot No.
					Measured	Target	Delta	Measured	Target	Delta					Meas. Zoom Scan	Normalize to 1 W	Target (Ref. Value)	Delta ±10%	Meas. Zoom Scan	Normalize to 1 W	Target (Ref. Value)	Delta ±10%	
SAR 13	5/23/2024	Head	1750	1750	39.06	40.08	-2.56%	1.28	1.37	-6.50%	5/23/2024	D1750V2 SN 1053	10/13/2024	20.0	3.460	34.600	36.600	-5.46%	1.840	18.400	19.300	-4.66%	
				1695	39.15	40.17	-2.54%	1.25	1.34	-6.57%													
				1755	39.03	40.08	-2.61%	1.30	1.37	-5.60%													
				1900	38.81	40.00	-2.97%	1.36	1.40	-2.71%													
SAR 13	5/23/2024	Head	1900	1850	38.88	40.00	-2.80%	1.34	1.40	-4.64%	5/23/2024	D1900V2 SN 5d140	4/14/2025	20.0	4.100	41.000	39.400	4.06%	2.150	21.500	20.600	4.37%	
				1920	38.77	40.00	-3.07%	1.37	1.40	-2.07%													
				1900	42.37	40.00	5.92%	1.40	1.40	0.14%													
				1850	42.46	40.00	6.15%	1.37	1.40	-1.86%													
SAR 13	5/26/2024	Head	1900	1920	42.34	40.00	5.85%	1.41	1.40	0.93%	5/26/2024	D1900V2 SN 5d140	4/14/2025	20.0	3.980	39.800	39.400	1.02%	2.070	20.700	20.600	0.49%	
				1750	42.67	40.08	6.45%	1.32	1.37	-3.80%													
				1695	42.77	40.17	6.47%	1.28	1.34	-4.18%													
				1755	42.66	40.08	6.45%	1.32	1.37	-3.78%													
SAR 13	5/26/2024	Head	1750	1750	41.71	40.08	4.05%	1.28	1.37	-6.28%	5/28/2024	D1750V2 SN 1077	10/13/2024	20.0	3.400	34.000	36.100	-5.82%	1.810	18.100	19.000	-4.74%	52
				1695	41.74	40.17	3.91%	1.26	1.34	-5.75%													
				1755	41.71	40.08	4.07%	1.29	1.37	-6.33%													
				1900	41.57	40.00	3.93%	1.38	1.40	-1.21%													
SAR 13	5/30/2024	Head	1750	1850	41.69	40.00	4.22%	1.35	1.40	-3.50%	5/30/2024	D1900V2 SN 5d140	4/14/2025	20.0	3.990	39.900	39.400	1.27%	2.100	21.000	20.600	1.94%	
				1920	41.53	40.00	3.83%	1.39	1.40	-0.43%													
				1750	37.71	40.08	-5.92%	1.32	1.37	-3.80%													
				1695	37.78	40.17	-5.95%	1.29	1.34	-3.96%													
SAR 13	6/2/2024	Head	1750	1755	37.70	40.08	-5.93%	1.32	1.37	-3.78%	6/2/2024	D1750V2 SN 1053	10/13/2024	20.0	3.490	34.900	36.600	-4.64%	1.870	18.700	19.300	-3.11%	
				1900	37.43	40.00	-6.43%	1.41	1.40	0.64%													
				1850	37.52	40.00	-6.20%	1.38	1.40	-1.50%													
				1920	37.40	40.00	-6.50%	1.42	1.40	1.50%													
SAR 13	6/2/2024	Head	1900	1750	39.21	40.08	-2.18%	1.38	1.37	0.73%	6/2/2024	D1900V2 SN 5d140	4/14/2025	20.0	4.020	40.200	39.400	2.03%	2.110	21.100	20.600	2.43%	
				1695	39.30	40.17	-2.16%	1.35	1.34	1.20%													
				1755	39.20	40.08	-2.19%	1.38	1.37	0.53%													
				1900	38.98	40.00	-2.55%	1.46	1.40	4.43%													
SAR 13	6/5/2024	Head	1750	1850	39.09	40.00	-2.27%	1.43	1.40	2.29%	6/5/2024	D1900V2 SN 5d140	4/14/2025	20.0	4.160	41.600	39.400	5.58%	2.180	21.800	20.600	5.83%	
				1920	38.93	40.00	-2.68%	1.47	1.40	5.21%													
				1750	37.69	40.08	-5.97%	1.34	1.37	-1.90%													
				1695	37.80	40.17	-5.90%	1.31	1.34	-1.79%													
SAR 13	6/5/2024	Head	1900	1755	37.68	40.08	-5.98%	1.35	1.37	-1.95%	6/10/2024	D1750V2 SN 1053	10/13/2024	20.0	3.650	36.500	36.600	-0.27%	1.970	19.700	19.300	2.07%	
				1900	37.36	40.00	-6.60%	1.44	1.40	2.64%													
				1850	37.49	40.00	-6.27%	1.41	1.40	0.57%													
				1920	37.32	40.00	-6.70%	1.45	1.40	3.43%													
SAR 13	6/10/2024	Head	1750	1750	38.99	40.08	-2.73%	1.28	1.37	-6.43%	6/10/2024	D1900V2 SN 5d140	4/14/2025	20.0	4.240	42.400	39.400	7.61%	2.220	22.200	20.600	7.77%	
				1695	38.96	40.17	-3.01%	1.25	1.34	-6.27%													
				1780	38.99	40.04	-2.62%	1.28	1.39	-7.35%													
				1900	38.73	40.00	-3.18%	1.38	1.40	-1.64%													
SAR 13	6/10/2024	Head	1900	1850	38.82	40.00	-2.95%	1.35	1.40	-3.57%	6/13/2024	D1900V2 SN 5d140	4/14/2025	20.0	3.930	39.300	39.400	-0.25%	2.060	20.600	20.600	0.00%	
				1920	38.70	40.00	-3.25%	1.39	1.40	-0.86%													
				1750	38.13	40.08	-4.88%	1.32	1.37	-3.94%													
				1695	38.23	40.17	-4.83%	1.29	1.34	-3.96%													
SAR 13	6/16/2024	Head	1750	1755	38.12	40.08	-4.88%	1.32	1.37	-3.99%	6/16/2024	D1750V2 SN 1053	10/13/2024	20.0	3.480	34.800	36.600	-4.92%	1.870	18.700	19.300	-3.11%	
				1900	37.85	40.00	-5.38%	1.40	1.40	0.07%													
				1850	37.96	40.00	-5.10%	1.37	1.40	-2.00%													
				1920	37.81	40.00	-5.47%	1.41	1.40	0.86%													
SAR 13	6/16/2024	Head	1900	1750	39.23	40.08	-2.13%	1.36	1.37	-0.87%	6/16/2024	D1900V2 SN 5d140	4/14/2025	20.0	4.210	42.100	39.400	6.85%	2.210	22.100	20.600	7.28%	
				1695	39.27	40.17	-2.24%	1.33	1.34	-0.82%													
				1780	39.19	40.04	-2.12%	1.38	1.39	-0.79%													
				1900	38.97	40.00	-2.58%	1.45	1.40	3.21%													
SAR 13	6/20/2024	Head	1750	1850	39.06	40.00	-2.35%	1.42	1.40	1.29%	6/20/2024	D1900V2 SN 5d140	4/14/2025	15.0	1.300	41.110	39.400	4.34%	0.671	21.219	20.600	3.00%	
				1920	38.95	40.00	-2.62%	1.46	1.40	4.07%													
				1750	42.74	40.08	6.62%	1.30	1.37	-5.18%													
				1695	42.80	40.17	6.55%	1.27	1.34	-5.23%													
SAR 13	6/23/2024	Head	1750	1780	42.73	40.04	6.72%	1.30	1.39	-6.34%	6/23/2024	D1750V2 SN 1053	10/13/2024	20.0	3.600	36.000	36.600	-1.64%	1.950	19.500	19.300	1.04%	
				1900	42.48	40.00	6.20%	1.38	1.40	-1.57%													
				1850	42.54	40.00	6.35%	1.36	1.40	-3.21%													
				1920	42.46	40.00	6.15%	1.39	1.40	-0.79%													
SAR 13	6/27/2024	Head	1900	1750	40.00	40.08	-0.21%	1.30	1.37	-5.04%	6/27/2024	D1750V2 SN 1053	10/13/2024	15.0	1.070	33.836	36.600	-7.55%	0.574	18.151	19.300	-5.95%	55
				1695	40.10	40.17	-0.17%	1.27	1.34	-5.08%													
				1780	40.00	40.04	-0.10%	1.31	1.39	-5.48%													
				1900	39.77	40.00	-0.57%	1.39	1.40	-0.71%													
SAR 13	6/27/2024	Head	1750	1850	39.85	40.00	-0.37%	1.36	1.40	-2.86%	6/27/2024	D1900V2 SN 5d140	4/14/2025	15.0	1.270	40.161	39.400	1.93%	0.662	20.934	20.600	1.62%	
				1920	39.75	40.00	-0.63%	1.40	1.40	0.00%													
				1750	40.47	40.08	0.96%	1.28	1.37	-6.21%													
				1695	40.53	40.17	0.90%	1.25	1.34	-6.35%													
SAR 13	6/30/2024	Head	1750	1780	40.43	40.04	0.98%	1.30	1.39	-5.91%	6/30/2024	D1750V2 SN 1053	10/13/2024	20.0	3.480	34.800	36.600	-4.92%	1.880	18.800	19.300	-2.59%	
				1900	40.18	40.00	0.45%	1.37	1.40	-2.07%													
				1850	40.26	40.00	0.65%	1.35	1.40	-3.79%													
				1920	40.16	40.00	0.40%	1.38	1.40	-1.29%													

Liquid Check											System Check												
SAR Lab	Date	Tissue Type	Band (MHz)	Freq. (MHz)	Relative Permittivity (εr)			Conductivity (σ)			Date	Dipole Type & Serial Number	Dipole Cal. Due Date	Input Power (dBm)	Measured results for 1-g SAR				Measured results for 10-g SAR				Plot No.
					Measured	Target	Delta	Measured	Target	Delta					Meas. Zoom Scan	Normalize to 1 W	Target (Ref. Value)	Delta ±10%	Meas. Zoom Scan	Normalize to 1 W	Target (Ref. Value)	Delta ±10%	
SAR 14	5/21/2024	Head	750	750	41.58	41.96	-0.91%	0.88	0.89	-1.82%	5/20/2024	D750V3 SN: 1019	4/13/2025	20.0	0.869	8.690	8.510	2.12%	0.571	5.710	5.590	2.15%	
				860	41.84	42.42	-1.37%	0.85	0.89	-4.35%													
				800	41.47	41.71	-0.56%	0.89	0.90	-0.36%													
SAR 14	5/21/2024	Head	835	835	41.41	41.50	-0.22%	0.91	0.90	0.78%	5/20/2024	D835V2 SN: 4d117	5/11/2025	20.0	1.040	10.400	9.660	7.66%	0.677	6.770	6.270	7.97%	
				805	41.46	41.68	-0.53%	0.90	0.90	-0.17%													
				850	41.36	41.50	-0.34%	0.91	0.92	-0.35%													
SAR 14	5/23/2024	Head	750	750	39.42	41.96	-6.06%	0.91	0.89	2.44%	5/23/2024	D750V3 SN: 1019	4/13/2025	20.0	0.909	9.090	8.510	6.82%	0.600	6.000	5.590	7.33%	
				860	39.88	42.42	-5.99%	0.88	0.89	-0.64%													
				800	39.25	41.71	-5.89%	0.94	0.90	4.71%													
SAR 14	5/23/2024	Head	835	835	41.76	41.50	0.63%	0.92	0.90	2.22%	5/23/2024	D835V2 SN: 4d117	5/11/2025	20.0	1.030	10.300	9.660	6.63%	0.673	6.730	6.270	7.34%	
				805	41.84	41.68	0.39%	0.91	0.90	1.41%													
				850	41.71	41.50	0.51%	0.93	0.92	1.64%													
SAR 14	5/26/2024	Head	750	750	39.36	41.96	-6.20%	0.88	0.89	-0.95%	5/26/2024	D750V3 SN: 1019	4/13/2025	20.0	0.864	8.640	8.510	1.53%	0.572	5.720	5.590	2.33%	
				860	39.66	42.42	-6.51%	0.90	0.89	1.26%													
				800	39.18	41.71	-6.05%	0.89	0.90	-1.16%													
SAR 14	5/26/2024	Head	835	835	39.07	41.50	-5.86%	0.90	0.90	-0.30%	5/26/2024	D835V2 SN: 4d117	5/11/2025	20.0	1.010	10.100	9.660	4.55%	0.659	6.590	6.270	5.10%	
				805	39.17	41.68	-6.02%	0.89	0.90	-1.20%													
				850	39.02	41.50	-5.98%	0.90	0.92	-1.38%													
SAR 14	5/30/2024	Head	750	750	41.30	41.96	-1.58%	0.88	0.89	-1.24%	5/30/2024	D750V3 SN: 1019	4/13/2025	20.0	0.866	8.660	8.510	1.76%	0.569	5.690	5.590	1.79%	
				860	41.60	42.42	-1.94%	0.85	0.89	-4.01%													
				800	41.12	41.71	-1.40%	0.90	0.90	0.29%													
SAR 14	5/30/2024	Head	835	835	41.03	41.50	-1.13%	0.91	0.90	1.24%	5/30/2024	D835V2 SN: 4d117	5/11/2025	20.0	1.010	10.100	9.660	4.55%	0.656	6.560	6.270	4.63%	
				805	41.11	41.68	-1.37%	0.90	0.90	0.43%													
				850	40.98	41.50	-1.25%	0.92	0.92	0.13%													
SAR 14	6/2/2024	Head	750	750	41.08	41.96	-2.10%	0.90	0.89	1.12%	6/2/2024	D750V3 SN: 1019	4/13/2025	20.0	0.864	8.640	8.510	1.53%	0.572	5.720	5.590	2.33%	
				860	41.40	42.42	-2.41%	0.87	0.89	-1.83%													
				800	40.90	41.71	-1.93%	0.92	0.90	2.71%													
SAR 14	6/2/2024	Head	835	835	40.78	41.50	-1.73%	0.93	0.90	3.73%	6/2/2024	D835V2 SN: 4d117	5/11/2025	20.0	0.995	9.950	9.660	3.00%	0.647	6.470	6.270	3.19%	
				805	40.88	41.68	-1.92%	0.92	0.90	2.86%													
				850	40.73	41.50	-1.86%	0.94	0.92	2.57%													
SAR 14	6/5/2024	Head	750	750	43.24	41.96	3.05%	0.90	0.89	0.33%	6/5/2024	D750V3 SN: 1019	4/13/2025	20.0	0.917	9.170	8.510	7.76%	0.605	6.050	5.590	8.23%	
				860	43.59	42.42	2.75%	0.86	0.89	-2.59%													
				800	43.08	41.71	3.30%	0.91	0.90	1.75%													
SAR 14	6/5/2024	Head	835	835	43.03	41.50	3.69%	0.93	0.90	2.83%	6/5/2024	D835V2 SN: 4d117	5/11/2025	20.0	1.040	10.400	9.660	7.66%	0.683	6.830	6.270	8.93%	56
				805	43.08	41.68	3.36%	0.91	0.90	1.89%													
				850	42.98	41.50	3.57%	0.93	0.92	1.81%													
SAR 14	6/5/2024	Head	1750	1750	37.74	40.08	-5.85%	1.33	1.37	-3.07%	6/5/2024	D1750V2 SN: 1053	10/13/2024	20.0	3.590	35.900	36.600	-1.91%	1.910	19.100	19.300	-1.04%	
				1695	37.79	40.17	-5.92%	1.30	1.34	-2.99%													
				1755	37.74	40.08	-5.83%	1.33	1.37	-2.90%													
SAR 14	6/5/2024	Head	1900	1900	37.51	40.00	-6.23%	1.42	1.40	1.36%	6/5/2024	D1900V2 SN: 5d140	4/14/2025	20.0	4.100	41.000	39.400	4.06%	2.120	21.200	20.600	2.91%	
				1850	37.58	40.00	-6.05%	1.39	1.40	-0.71%													
				1920	37.48	40.00	-6.30%	1.43	1.40	2.21%													
SAR 14	6/9/2024	Head	750	750	41.16	41.96	-1.91%	0.90	0.89	0.89%	6/9/2024	D750V3 SN: 1019	4/13/2025	20.0	0.919	9.190	8.510	7.99%	0.604	6.040	5.590	8.05%	
				860	41.45	42.42	-2.29%	0.87	0.89	-2.00%													
				800	40.96	41.71	-1.79%	0.92	0.90	2.24%													
SAR 14	6/9/2024	Head	835	835	40.90	41.50	-1.45%	0.93	0.90	3.06%	6/9/2024	D835V2 SN: 4d117	5/11/2025	20.0	1.030	10.300	9.660	6.63%	0.669	6.690	6.270	6.70%	
				805	40.96	41.68	-1.73%	0.92	0.90	2.19%													
				850	40.89	41.50	-1.47%	0.93	0.92	2.00%													
SAR 14	6/9/2024	Head	1750	1750	39.00	40.08	-2.71%	1.35	1.37	-1.39%	6/9/2024	D1750V2 SN: 1053	10/13/2024	20.0	3.670	36.700	36.600	0.27%	1.950	19.500	19.300	1.04%	
				1695	39.08	40.17	-2.71%	1.32	1.34	-1.04%													
				1755	39.00	40.08	-2.69%	1.35	1.37	-1.59%													
SAR 14	6/9/2024	Head	1900	1900	38.80	40.00	-3.00%	1.44	1.40	3.07%	6/9/2024	D1900V2 SN: 5d140	4/14/2025	20.0	4.190	41.900	39.400	6.35%	2.170	21.700	20.600	5.34%	
				1850	38.91	40.00	-2.73%	1.41	1.40	0.93%													
				1920	38.76	40.00	-3.10%	1.45	1.40	3.86%													
SAR 14	6/13/2024	Head	1750	1750	38.38	40.08	-4.25%	1.34	1.37	-1.97%	6/13/2024	D1750V2 SN: 1053	10/13/2024	15.0	1.140	36.050	36.600	-1.50%	0.603	19.069	19.300	-1.20%	
				1695	38.36	40.17	-4.50%	1.31	1.34	-1.86%													
				1780	38.38	40.04	-4.14%	1.36	1.39	-1.58%													

Liquid Check										System Check													
SAR Lab	Date	Tissue Type	Band (MHz)	Freq. (MHz)	Relative Permittivity (εr)			Conductivity (σ)			Date	Dipole Type & Serial Number	Dipole Cal. Due Date	Input Power (dBm)	Measured results for 1-g SAR				Measured results for 10-g SAR				Plot No.
					Measured	Target	Delta	Measured	Target	Delta					Meas. Zoom Scan	Normalize to 1 W	Target (Ref. Value)	Delta ±10%	Meas. Zoom Scan	Normalize to 1 W	Target (Ref. Value)	Delta ±10%	
SAR 14	6/13/2024	Head	1900	1900	38.11	40.00	-4.73%	1.44	1.40	3.00%	6/13/2024	D1900V2 SN: 5d140	4/14/2025	15.0	1.310	41.426	39.400	5.14%	0.676	21.377	20.600	3.77%	
				1850	38.22	40.00	-4.45%	1.41	1.40	1.00%													
				1920	38.08	40.00	-4.80%	1.45	1.40	3.86%													
SAR 14	6/13/2024	Head	1750	1750	38.38	40.08	-4.25%	1.34	1.37	-1.97%	6/13/2024	D1750V2 SN: 1053	10/13/2024	20.0	3.790	37.900	36.600	3.55%	2.000	20.000	19.300	3.63%	
				1695	38.36	40.17	-4.50%	1.31	1.34	-1.86%													
				1780	38.38	40.04	-4.14%	1.36	1.39	-1.58%													
SAR 14	6/13/2024	Head	1900	1900	38.11	40.00	-4.73%	1.44	1.40	3.00%	6/13/2024	D1900V2 SN: 5d140	4/14/2025	20.0	4.090	40.900	39.400	3.81%	2.110	21.100	20.600	2.43%	
				1850	38.22	40.00	-4.45%	1.41	1.40	1.00%													
				1920	38.08	40.00	-4.80%	1.45	1.40	3.86%													
SAR 14	6/16/2024	Head	1750	1750	38.66	40.08	-3.55%	1.42	1.37	3.87%	6/16/2024	D1750V2 SN: 1053	10/13/2024	20.0	3.830	38.300	36.600	4.64%	2.040	20.400	19.300	5.70%	57
				1695	38.80	40.17	-3.41%	1.39	1.34	3.89%													
				1755	38.65	40.08	-3.56%	1.42	1.37	3.81%													
SAR 14	6/16/2024	Head	1900	1900	37.52	40.00	-6.20%	1.47	1.40	5.21%	6/16/2024	D1900V2 SN: 5d140	4/14/2025	20.0	4.260	42.600	39.400	8.12%	2.210	22.100	20.600	7.28%	58
				1850	37.56	40.00	-6.10%	1.44	1.40	3.07%													
				1920	37.49	40.00	-6.27%	1.49	1.40	6.21%													
SAR 14	6/18/2024	Head	835	835	41.24	41.50	-0.63%	0.93	0.90	3.50%	6/18/2024	D835V2 SN: 4d117	5/11/2025	20.0	1.030	10.300	9.660	6.63%	0.674	6.740	6.270	7.50%	
				805	41.35	41.68	-0.79%	0.92	0.90	2.45%													
				850	41.18	41.50	-0.77%	0.94	0.92	2.44%													
SAR 14	6/20/2024	Head	1750	1750	37.65	40.08	-6.07%	1.36	1.37	-0.87%	6/20/2024	D1750V2 SN: 1053	10/13/2024	20.0	3.760	37.600	36.600	2.73%	1.990	19.900	19.300	3.11%	
				1695	37.70	40.17	-6.15%	1.33	1.34	-0.74%													
				1780	37.60	40.04	-6.09%	1.37	1.39	-0.86%													
SAR 14	6/20/2024	Head	1900	1900	37.40	40.00	-6.50%	1.44	1.40	3.07%	6/20/2024	D1900V2 SN: 5d140	4/14/2025	20.0	4.210	42.100	39.400	6.85%	2.180	21.800	20.600	5.83%	
				1850	37.49	40.00	-6.27%	1.42	1.40	1.14%													
				1920	37.38	40.00	-6.55%	1.45	1.40	3.86%													
SAR 14	6/18/2024	Head	750	750	41.57	41.96	-0.93%	0.90	0.89	0.39%	6/21/2024	D750V3 SN: 1019	4/13/2025	20.0	0.927	9.270	8.510	8.93%	0.614	6.140	5.590	9.84%	59
				800	41.36	41.71	-0.83%	0.92	0.90	2.26%													
				750	39.58	41.96	-5.68%	0.87	0.89	-2.45%													
SAR 14	6/23/2024	Head	750	660	39.93	42.42	-5.88%	0.84	0.89	-5.33%	6/23/2024	D750V3 SN: 1071	11/7/2024	20.0	0.844	8.440	8.490	-0.59%	0.561	5.610	5.570	0.72%	60
				800	39.38	41.71	-5.58%	0.89	0.90	-0.77%													
				835	39.30	41.50	-5.30%	0.90	0.90	0.31%													
SAR 14	6/23/2024	Head	835	805	39.37	41.68	-5.54%	0.89	0.90	-0.60%	6/23/2024	D835V2 SN: 4d117	5/11/2025	20.0	0.979	9.790	9.660	1.35%	0.643	6.430	6.270	2.55%	
				850	39.25	41.50	-5.42%	0.91	0.92	-0.73%													
				750	39.09	41.96	-6.84%	0.93	0.89	3.87%													
SAR 14	6/26/2024	Head	750	660	39.50	42.42	-6.89%	0.89	0.89	0.87%	6/26/2024	D750V3 SN: 1019	4/13/2025	20.0	0.923	9.230	8.510	8.46%	0.608	6.080	5.590	8.77%	
				800	38.98	41.71	-6.53%	0.94	0.90	5.35%													
				835	38.91	41.50	-6.24%	0.96	0.90	6.56%													
SAR 14	6/26/2024	Head	835	805	38.98	41.68	-6.48%	0.95	0.90	5.52%	6/26/2024	D835V2 SN: 4d117	5/11/2025	20.0	1.030	10.300	9.660	6.63%	0.669	6.690	6.270	6.70%	
				850	38.82	41.50	-6.46%	0.97	0.92	5.53%													
				750	41.82	41.96	-0.34%	0.89	0.89	-0.06%													
SAR 14	6/27/2024	Head	750	660	42.13	42.42	-0.69%	0.86	0.89	-2.92%	6/27/2024	D750V3 SN: 1019	4/13/2025	20.0	0.885	8.850	8.510	4.00%	0.581	5.810	5.590	3.94%	
				800	41.65	41.71	-0.13%	0.91	0.90	1.40%													
				835	41.55	41.50	0.12%	0.92	0.90	2.30%													
SAR 14	6/27/2024	Head	835	805	41.64	41.68	-0.09%	0.91	0.90	1.54%	6/27/2024	D835V2 SN: 4d117	5/11/2025	20.0	1.000	10.000	9.660	3.52%	0.652	6.520	6.270	3.99%	
				850	41.51	41.50	0.02%	0.93	0.92	1.17%													
				750	42.87	41.96	2.16%	0.88	0.89	-0.93%													
SAR 14	6/30/2024	Head	750	660	43.19	42.42	1.81%	0.85	0.89	-3.87%	6/30/2024	D750V3 SN: 1019	4/13/2025	20.0	0.883	8.830	8.510	3.76%	0.585	5.850	5.590	4.65%	
				800	42.71	41.71	2.41%	0.90	0.90	0.83%													
				835	42.64	41.50	2.75%	0.92	0.90	2.01%													
SAR 14	6/30/2024	Head	835	805	42.71	41.68	2.47%	0.91	0.90	1.02%	6/30/2024	D835V2 SN: 4d117	5/11/2025	20.0	0.976	9.760	9.660	1.04%	0.641	6.410	6.270	2.23%	
				850	42.59	41.50	2.63%	0.92	0.92	0.97%													

Liquid Check											System Check												
SAR Lab	Date	Tissue Type	Band (MHz)	Freq. (MHz)	Relative Permittivity (εr)			Conductivity (σ)			Date	Dipole Type & Serial Number	Dipole Cal. Due Date	Input Power (dBm)	Measured results for 1-g SAR				Measured results for 10-g SAR				Plot No.
					Measured	Target	Delta	Measured	Target	Delta					Meas. Zoom Scan	Normalize to 1 W	Target (Ref. Value)	Delta ±10%	Meas. Zoom Scan	Normalize to 1 W	Target (Ref. Value)	Delta ±10%	
SAR 15	5/17/2024	Head	750	750	40.54	41.96	-3.39%	0.90	0.89	0.36%	5/17/2024	D750V3 SN: 1019	4/13/2025	20.0	0.850	8.500	8.510	-0.12%	0.557	5.570	5.590	-0.36%	
				860	40.79	42.42	-3.85%	0.86	0.89	-2.57%													
				800	40.41	41.71	-3.11%	0.91	0.90	1.79%													
SAR 15	5/17/2024	Head	835	835	40.30	41.50	-2.89%	0.92	0.90	2.67%	5/17/2024	D835V2 SN: 4d117	5/11/2025	20.0	1.000	10.000	9.660	3.52%	0.649	6.490	6.270	3.51%	
				805	40.39	41.68	-3.09%	0.91	0.90	1.94%													
				850	40.27	41.50	-2.96%	0.93	0.92	1.57%													
SAR 15	5/21/2024	Head	750	750	41.07	41.96	-2.12%	0.91	0.89	1.56%	5/21/2024	D750V3 SN: 1019	4/13/2025	20.0	0.851	8.510	8.510	0.00%	0.556	5.560	5.590	-0.54%	
				860	41.32	42.42	-2.60%	0.88	0.89	-1.01%													
				800	40.96	41.71	-1.79%	0.92	0.90	3.03%													
SAR 15	5/21/2024	Head	835	835	40.90	41.50	-1.45%	0.94	0.90	4.19%	5/21/2024	D835V2 SN: 4d117	5/11/2025	20.0	1.020	10.200	9.660	5.59%	0.663	6.630	6.270	5.74%	
				805	40.95	41.68	-1.75%	0.93	0.90	3.22%													
				850	40.86	41.50	-1.54%	0.94	0.92	3.02%													
SAR 15	5/23/2024	Head	750	750	44.50	41.96	6.05%	0.86	0.89	-3.59%	5/23/2024	D750V3 SN: 1019	4/13/2025	20.0	0.829	8.290	8.510	-2.59%	0.558	5.580	5.590	-0.18%	
				860	44.94	42.42	5.93%	0.83	0.89	-6.80%													
				800	44.22	41.71	6.03%	0.88	0.90	-1.69%													
SAR 15	5/23/2024	Head	835	835	44.12	41.50	6.31%	0.89	0.90	-0.62%	5/23/2024	D835V2 SN: 4d117	5/11/2025	20.0	1.000	10.000	9.660	3.52%	0.669	6.690	6.270	6.70%	
				805	44.21	41.68	6.07%	0.88	0.90	-1.51%													
				850	44.07	41.50	6.19%	0.90	0.92	-1.68%													
SAR 15	5/26/2024	Head	750	750	44.73	41.96	6.60%	0.87	0.89	-2.48%	5/26/2024	D750V3 SN: 1019	4/13/2025	20.0	0.851	8.510	8.510	0.00%	0.560	5.600	5.590	0.18%	
				860	45.04	42.42	6.17%	0.84	0.89	-5.25%													
				800	44.55	41.71	6.82%	0.89	0.90	-0.97%													
SAR 15	5/26/2024	Head	835	835	44.44	41.50	7.08%	0.90	0.90	0.00%	5/26/2024	D835V2 SN: 4d117	5/11/2025	20.0	0.994	9.940	9.660	2.90%	0.652	6.520	6.270	3.99%	
				805	44.54	41.68	6.86%	0.89	0.90	-0.81%													
				850	44.39	41.50	6.96%	0.90	0.92	-1.11%													
SAR 15	5/29/2024	Head	750	750	43.41	41.96	3.45%	0.86	0.89	-3.21%	5/30/2024	D750V3 SN: 1019	4/13/2025	20.0	0.798	7.980	8.510	<b>-6.23%</b>	0.531	5.310	5.590	-5.01%	61
				860	43.71	42.42	3.03%	0.83	0.89	-6.07%													
				800	43.23	41.71	3.66%	0.88	0.90	-1.75%													
SAR 15	5/29/2024	Head	835	835	43.14	41.50	3.95%	0.89	0.90	-0.73%	5/30/2024	D835V2 SN: 4d117	5/11/2025	20.0	0.975	9.750	9.660	0.93%	0.648	6.480	6.270	3.35%	
				805	43.22	41.68	3.70%	0.88	0.90	-1.61%													
				850	43.08	41.50	3.81%	0.90	0.92	-1.83%													
SAR 15	6/2/2024	Head	750	750	41.44	41.96	-1.24%	0.85	0.89	-5.07%	6/2/2024	D750V3 SN: 1019	4/13/2025	20.0	0.845	8.450	8.510	-0.71%	0.565	5.650	5.590	1.07%	
				860	41.77	42.42	-1.54%	0.85	0.89	-4.33%													
				800	41.25	41.71	-1.09%	0.90	0.90	0.10%													
SAR 15	6/2/2024	Head	835	835	41.16	41.50	-0.82%	0.91	0.90	1.09%	6/2/2024	D835V2 SN: 4d117	5/11/2025	20.0	0.998	9.980	9.660	3.31%	0.665	6.650	6.270	6.06%	
				805	41.24	41.68	-1.05%	0.90	0.90	0.24%													
				850	41.11	41.50	-0.94%	0.91	0.92	-0.05%													
SAR 15	6/4/2024	Head	1750	1750	40.36	40.08	0.69%	1.28	1.37	-6.65%	6/4/2024	D1750V2 SN: 1053	10/13/2024	20.0	3.390	33.900	36.600	-7.38%	1.840	18.400	19.300	-4.66%	
				1695	40.42	40.17	0.62%	1.25	1.34	-6.57%													
				1755	40.36	40.08	0.71%	1.28	1.37	-6.62%													
SAR 15	6/4/2024	Head	1900	1900	40.09	40.00	0.23%	1.36	1.40	-2.57%	6/4/2024	D1900V2 SN: 5d140	4/14/2025	20.0	4.000	40.000	39.400	1.52%	2.110	21.100	20.600	2.43%	
				1850	40.19	40.00	0.47%	1.34	1.40	-4.36%													
				1920	40.07	40.00	0.18%	1.37	1.40	-1.86%													
SAR 15	6/6/2024	Head	750	750	41.27	41.96	-1.65%	0.87	0.89	-2.38%	6/6/2024	D750V3 SN: 1019	4/13/2025	20.0	0.838	8.380	8.510	-1.53%	0.554	5.540	5.590	-0.89%	
				860	41.63	42.42	-1.87%	0.84	0.89	-5.61%													
				800	41.01	41.71	-1.67%	0.89	0.90	-0.63%													
SAR 15	6/6/2024	Head	835	835	40.89	41.50	-1.47%	0.90	0.90	0.51%	6/6/2024	D835V2 SN: 4d117	5/11/2025	20.0	1.010	10.100	9.660	4.55%	0.662	6.620	6.270	5.58%	
				805	41.00	41.68	-1.63%	0.89	0.90	-0.46%													
				850	40.83	41.50	-1.61%	0.91	0.92	-0.57%													
SAR 15	6/9/2024	Head	750	750	41.85	41.96	-0.27%	0.90	0.89	0.34%	6/9/2024	D750V3 SN: 1019	4/13/2025	20.0	0.862	8.620	8.510	1.29%	0.580	5.800	5.590	3.76%	
				860	42.16	42.42	-0.62%	0.87	0.89	-2.27%													
				800	41.65	41.71	-0.13%	0.91	0.90	1.51%													
SAR 15	6/9/2024	Head	835	835	41.60	41.50	0.24%	0.92	0.90	2.20%	6/9/2024	D835V2 SN: 4d117	5/11/2025	20.0	0.992	9.920	9.660	2.69%	0.667	6.670	6.270	6.38%	
				805	41.63	41.68	-0.12%	0.91	0.90	1.60%													
				850	41.58	41.50	0.19%	0.93	0.92	1.10%													
SAR 15	6/9/2024	Head	1750	1750	39.87	40.08	-0.54%	1.30	1.37	-5.26%	6/9/2024	D1750V2 SN: 1053	10/13/2024	20.0	3.510	35.100	36.600	-4.10%	1.910	19.100	19.300	-1.04%	
				1695	39.93	40.17	-0.60%	1.28	1.34	-4.70%													
				1755	39.86	40.08	-0.54%	1.30	1.37	-5.45%													
SAR 15	6/9/2024	Head	1900	1900	41.57	40.00	3.93%	1.33	1.40	-5.07%	6/9/2024	D1900V2 SN: 5d140	4/14/2025	20.0	3.820	38.200	39.400	-3.05%	2.030	20.300	20.600	-1.46%	
				1850	41.63	40.00	4.08%	1.31	1.40	-6.79%													
				1920	41.56	40.00	3.90%	1.34	1.40	-4.43%													
SAR 15	6/13/2024	Head	1750	1750	42.21	40.08	5.30%	1.38	1.37	0.73%	6/13/2024	D1750V2 SN: 1053	10/13/2024	20.0	3.560	35.600	36.600	-2.73%	1.890	18.900	19.300	-2.07%	
				1695	42.17	40.17	4.98%	1.35	1.34	0.90%													
				1780	42.21	40.04	5.42%	1.40	1.39	1.23%													
SAR 15	6/13/2024	Head	1900	1900	41.94	40.00	4.85%	1.49	1.40	6.07%	6/13/2024	D1900V2 SN: 5d140	4/14/2025	15.0	1.290	40.793	39.400	3.54%	0.665	21.029	20.600	2.08%	
				1850	42.05	40.00	5.12%	1.46	1.40	3.93%													
				1920	41.91	40.00	4.77%	1.50	1.40	6.86%													
SAR 15	6/14/2024	Head	750	750	41.68	41.96	-0.67%	0.86	0.89	-3.99%	6/14/2024	D750V3 SN: 1019	4/13/2025	20.0	0.813	8.130	8.510	-4.47%	0.550	5.500	5.590	-1.61%	
				860	42.08	42.42	-0.81%	0.83	0.89	-6.57%													
				800	41.51	41.71	-0.47%	0.87	0.90	-2.77%													

Liquid Check											System Check												
SAR Lab	Date	Tissue Type	Band (MHz)	Freq. (MHz)	Relative Permittivity (εr)			Conductivity (σ)			Date	Dipole Type & Serial Number	Dipole Cal. Due Date	Input Power (dBm)	Measured results for 1-g SAR				Measured results for 10-g SAR				Plot No.
					Measured	Target	Delta	Measured	Target	Delta					Meas. Zoom Scan	Normalize to 1 W	Target (Ref. Value)	Delta ±10%	Meas. Zoom Scan	Normalize to 1 W	Target (Ref. Value)	Delta ±10%	
SAR 15	6/16/2024	Head	1750	1750	42.00	40.08	4.78%	1.44	1.37	5.33%	6/16/2024	D1750V2 SN: 1053	10/13/2024	15.0	1.260	39.845	36.600	8.87%	0.669	21.156	19.300	9.61%	62
				1695	42.10	40.17	4.81%	1.41	1.34	5.31%													
				1780	41.99	40.04	4.87%	1.45	1.39	4.26%													
SAR 15	6/16/2024	Head	1900	1900	37.66	40.00	-5.85%	1.35	1.40	-3.43%	6/16/2024	D1900V2 SN: 5d140	4/14/2025	15.0	1.200	37.947	39.400	-3.69%	0.658	20.808	20.600	1.01%	
				1850	37.75	40.00	-5.63%	1.32	1.40	-5.86%													
				1920	37.61	40.00	-5.98%	1.37	1.40	-2.50%													
SAR 15	6/20/2024	Head	1750	1750	41.81	40.08	4.30%	1.41	1.37	3.00%	6/20/2024	D1750V2 SN: 1053	10/13/2024	20.0	3.560	35.600	36.600	-2.73%	1.900	19.000	19.300	-1.55%	
				1695	41.91	40.17	4.33%	1.37	1.34	2.55%													
				1780	41.77	40.04	4.32%	1.43	1.39	3.18%													
SAR 15	6/20/2024	Head	1900	1900	42.00	40.00	5.00%	1.48	1.40	5.43%	6/20/2024	D1900V2 SN: 5d140	4/14/2025	20.0	3.650	36.500	39.400	-7.36%	1.920	19.200	20.600	-6.80%	63
				1850	42.11	40.00	5.28%	1.44	1.40	3.00%													
				1920	41.96	40.00	4.90%	1.49	1.40	6.36%													
SAR 15	6/21/2024	Head	750	750	39.61	41.96	-5.60%	0.89	0.89	-0.46%	6/21/2024	D750V3 SN: 1019	4/13/2025	20.0	0.845	8.450	8.510	-0.71%	0.570	5.700	5.590	1.97%	
				660	40.01	42.42	-5.69%	0.86	0.89	-3.32%													
				800	39.52	41.71	-5.24%	0.91	0.90	1.00%													
SAR 15	6/21/2024	Head	835	835	39.41	41.50	-5.04%	0.92	0.90	2.26%	6/21/2024	D835V2 SN: 4d117	5/11/2025	20.0	1.020	10.200	9.660	5.59%	0.684	6.840	6.270	9.09%	
				805	39.52	41.68	-5.18%	0.91	0.90	1.20%													
				850	39.33	41.50	-5.23%	0.93	0.92	1.30%													
SAR 15	6/25/2024	Head	750	750	44.11	41.96	5.12%	0.84	0.89	-5.94%	6/25/2024	D750V3 SN: 1019	4/13/2025	20.0	0.810	8.100	8.510	-4.82%	0.548	5.480	5.590	-1.97%	
				660	44.44	42.42	4.75%	0.83	0.89	-6.34%													
				800	43.97	41.71	5.43%	0.86	0.90	-4.12%													
SAR 15	6/25/2024	Head	835	835	43.84	41.50	5.64%	0.96	0.90	6.47%	6/25/2024	D835V2 SN: 4d117	5/11/2025	20.0	1.020	10.200	9.660	5.59%	0.684	6.840	6.270	9.09%	64
				805	43.95	41.68	5.45%	0.95	0.90	5.52%													
				850	43.77	41.50	5.47%	0.96	0.92	5.31%													
SAR 15	6/28/2024	Head	750	750	40.89	41.96	-2.55%	0.86	0.89	-3.70%	6/28/2024	D750V3 SN: 1019	4/13/2025	15.0	0.254	8.032	8.510	-5.61%	0.172	5.439	5.590	-2.70%	
				660	41.16	42.42	-2.98%	0.83	0.89	-6.34%													
				800	40.70	41.71	-2.41%	0.87	0.90	-3.00%													
SAR 15	6/28/2024	Head	835	835	40.72	41.50	-1.88%	0.89	0.90	-1.11%	6/28/2024	D835V2 SN: 4d117	5/11/2025	15.0	0.306	9.677	9.660	0.17%	0.205	6.483	6.270	3.39%	
				805	40.71	41.68	-2.33%	0.88	0.90	-1.93%													
				850	40.67	41.50	-2.00%	0.89	0.92	-2.73%													

Liquid Check											System Check												
SAR Lab	Date	Tissue Type	Band (MHz)	Freq. (MHz)	Relative Permittivity (εr)			Conductivity (σ)			Date	Dipole Type & Serial Number	Dipole Cal. Due Date	Input Power (dBm)	Measured results for 1-g SAR				Measured results for 10-g SAR				Plot No.
					Measured	Target	Delta	Measured	Target	Delta					Meas. Zoom Scan	Normalize to 1 W	Target (Ref. Value)	Delta ±10%	Meas. Zoom Scan	Normalize to 1 W	Target (Ref. Value)	Delta ±10%	
SAR 16	5/31/2024	Head	1750	1750	38.69	40.08	-3.48%	1.38	1.37	0.44%	5/31/2024	D1750V2 SN: 1053	10/13/2024	20.0	3.410	34.100	36.600	-6.83%	1.800	18.000	19.300	-6.74%	
				1695	38.69	40.17	-3.68%	1.35	1.34	0.60%													
				1755	38.69	40.08	-3.46%	1.38	1.37	0.45%													
SAR 16	5/31/2024	Head	1900	1900	38.42	40.00	-3.95%	1.48	1.40	5.86%	5/31/2024	D1900V2 SN: 5d140	4/14/2025	20.0	4.190	41.900	39.400	6.35%	2.160	21.600	20.600	4.85%	65
				1850	38.55	40.00	-3.63%	1.45	1.40	3.64%													
				1920	38.38	40.00	-4.05%	1.49	1.40	6.71%													
SAR 16	6/2/2024	Head	1750	1750	38.28	40.08	-4.50%	1.33	1.37	-2.85%	6/2/2024	D1750V2 SN: 1053	10/13/2024	20.0	3.340	33.400	36.600	-8.74%	1.740	17.400	19.300	-9.84%	66
				1695	38.41	40.17	-4.38%	1.30	1.34	-2.84%													
				1755	38.27	40.08	-4.51%	1.34	1.37	-2.32%													
SAR 16	6/2/2024	Head	1900	1900	38.05	40.00	-4.88%	1.42	1.40	1.29%	6/2/2024	D1900V2 SN: 5d140	4/14/2025	20.0	3.970	39.700	39.400	0.76%	2.050	20.500	20.600	-0.49%	
				1850	38.12	40.00	-4.70%	1.39	1.40	-0.79%													
				1920	38.02	40.00	-4.95%	1.43	1.40	2.07%													
SAR 16	6/5/2024	Head	2450	2450	37.68	39.20	-3.88%	1.82	1.80	0.94%	6/5/2024	D2450V2 SN: 748	2/8/2025	20.0	5.430	54.300	51.700	5.03%	2.520	25.200	24.200	4.13%	
				2400	37.75	39.30	-3.94%	1.78	1.75	1.68%													
				2500	37.61	39.14	-3.90%	1.85	1.85	0.00%													
SAR 16	6/7/2024	Head	2450	2450	37.68	39.20	-3.88%	1.82	1.80	0.94%	5/7/2024	D2450V2 SN: 748	2/8/2025	20.0	5.270	52.700	51.700	1.93%	2.440	24.400	24.200	0.83%	
				2400	37.75	39.30	-3.94%	1.78	1.75	1.68%													
				2500	37.61	39.14	-3.90%	1.85	1.85	0.00%													
SAR 16	6/10/2024	Head	2450	2450	37.39	39.20	-4.62%	1.89	1.80	5.00%	6/10/2024	D2450V2 SN: 748	2/8/2025	20.0	5.430	54.300	51.700	5.03%	2.520	25.200	24.200	4.13%	67
				2400	37.48	39.30	-4.62%	1.85	1.75	5.84%													
				2500	37.32	39.14	-4.64%	1.93	1.85	3.93%													
SAR 16	6/13/2024	Head	2450	2450	38.78	39.20	-1.07%	1.85	1.80	2.83%	6/13/2024	D2450V2 SN: 748	2/8/2025	20.0	5.390	53.900	51.700	4.26%	2.500	25.000	24.200	3.31%	
				2400	38.88	39.30	-1.06%	1.81	1.75	3.45%													
				2500	38.69	39.14	-1.14%	1.89	1.85	1.83%													
SAR 16	6/17/2024	Head	2450	2450	38.89	39.20	-0.79%	1.78	1.80	-1.33%	6/17/2024	D2450V2 SN: 748	2/8/2025	20.0	5.290	52.900	51.700	2.32%	2.460	24.600	24.200	1.65%	
				2400	38.95	39.30	-0.88%	1.74	1.75	-0.61%													
				2500	38.83	39.14	-0.78%	1.81	1.85	-2.43%													
SAR 16	6/18/2024	Head	2600	2600	41.31	39.01	5.89%	2.02	1.96	3.15%	6/18/2024	D2600V2 SN: 1036	4/11/2025	20.0	5.540	55.400	55.400	0.00%	2.490	24.900	24.900	0.00%	68
				2495	41.51	39.14	6.05%	1.94	1.85	4.73%													
				2690	41.10	38.90	5.66%	2.10	2.06	2.11%													
SAR 16	6/28/2024	Head	2450	2450	38.49	39.20	-1.81%	1.78	1.80	-1.11%	6/28/2024	D2450V2 SN: 748	2/8/2025	15.0	1.660	52.494	51.700	1.54%	0.770	24.350	24.200	0.62%	
				2400	38.58	39.30	-1.82%	1.74	1.75	-0.44%													
				2500	38.41	39.14	-1.86%	1.82	1.85	-2.05%													
SAR 16	6/30/2024	Head	2450	2450	37.26	39.20	-4.95%	1.84	1.80	2.17%	6/30/2024	D2450V2 SN: 748	2/8/2025	20.0	5.350	53.500	51.700	3.48%	2.480	24.800	24.200	2.48%	
				2400	37.34	39.30	-4.98%	1.80	1.75	2.87%													
				2500	37.18	39.14	-5.00%	1.88	1.85	1.24%													



Liquid Check										System Check													
SAR Lab	Date	Tissue Type	Band (MHz)	Freq. (MHz)	Relative Permittivity (εr)			Conductivity (σ)			Date	Dipole Type & Serial Number	Dipole Cal. Due Date	Input Power (dBm)	Measured results for 1-g SAR				Measured results for 10-g SAR				Plot No.
					Measured	Target	Delta	Measured	Target	Delta					Meas. Zoom Scan	Normalize to 1 W	Target (Ref. Value)	Delta ±10%	Meas. Zoom Scan	Normalize to 1 W	Target (Ref. Value)	Delta ±10%	
SAR 17	5/20/2024	Head	750	750	42.53	41.96	1.35%	0.88	0.89	-1.54%	5/20/2024	D750V3 SN: 1019	4/13/2025	20.0	0.874	8.740	8.510	2.70%	0.575	5.750	5.590	2.86%	
				860	42.78	42.42	0.84%	0.85	0.89	-4.15%													
				800	42.40	41.71	1.67%	0.90	0.90	-0.05%													
SAR 17	5/20/2024	Head	835	835	42.34	41.50	2.02%	0.91	0.90	1.14%	5/20/2024	D835V2 SN: 4d117	5/11/2025	20.0	0.954	9.540	9.660	-1.24%	0.623	6.230	6.270	-0.64%	
				805	42.40	41.68	1.73%	0.90	0.90	0.16%													
				850	42.30	41.50	1.93%	0.92	0.92	0.02%													
SAR 17	5/23/2024	Head	750	750	42.75	41.96	1.88%	0.92	0.89	3.32%	5/23/2024	D750V3 SN: 1019	4/13/2025	20.0	0.906	9.060	8.510	6.46%	0.596	5.960	5.590	6.62%	
				860	43.19	42.42	1.81%	0.89	0.89	0.07%													
				800	42.43	41.71	1.74%	0.95	0.90	5.38%													
SAR 17	5/23/2024	Head	835	835	40.30	41.50	-2.89%	0.93	0.90	3.51%	5/23/2024	D835V2 SN: 4d117	5/11/2025	20.0	1.030	10.300	9.660	6.63%	0.670	6.700	6.270	6.86%	
				805	40.39	41.68	-3.09%	0.92	0.90	2.60%													
				850	40.25	41.50	-3.01%	0.94	0.92	2.40%													
SAR 17	5/26/2024	Head	750	750	40.13	41.96	-4.36%	0.88	0.89	-1.25%	5/26/2024	D750V3 SN: 1019	4/13/2025	20.0	0.864	8.640	8.510	1.53%	0.569	5.690	5.590	1.79%	
				860	40.45	42.42	-4.65%	0.85	0.89	-4.18%													
				800	39.95	41.71	-4.21%	0.90	0.90	0.33%													
SAR 17	5/26/2024	Head	835	835	39.85	41.50	-3.98%	0.91	0.90	1.38%	5/26/2024	D835V2 SN: 4d117	5/11/2025	20.0	1.030	10.300	9.660	6.63%	0.671	6.710	6.270	7.02%	
				805	39.94	41.68	-4.17%	0.90	0.90	0.49%													
				850	39.81	41.50	-4.07%	0.92	0.92	0.28%													
SAR 17	5/30/2024	Head	750	750	40.67	41.96	-3.08%	0.89	0.89	-0.89%	5/30/2024	D750V3 SN: 1019	4/13/2025	20.0	0.882	8.820	8.510	3.64%	0.577	5.770	5.590	3.22%	
				860	40.97	42.42	-3.43%	0.85	0.89	-3.63%													
				800	40.48	41.71	-2.94%	0.90	0.90	0.62%													
SAR 17	5/30/2024	Head	835	835	40.39	41.50	-2.67%	0.91	0.90	1.54%	5/30/2024	D835V2 SN: 4d117	5/11/2025	20.0	1.030	10.300	9.660	6.63%	0.670	6.700	6.270	6.86%	
				805	40.47	41.68	-2.90%	0.90	0.90	0.77%													
				850	40.34	41.50	-2.80%	0.92	0.92	0.42%													
SAR 17	6/2/2024	Head	750	750	42.71	41.96	1.78%	0.89	0.89	-0.33%	6/2/2024	D750V3 SN: 1019	4/13/2025	20.0	0.915	9.150	8.510	7.52%	0.595	5.950	5.590	6.44%	
				860	43.04	42.42	1.45%	0.86	0.89	-3.35%													
				800	42.53	41.71	1.98%	0.91	0.90	1.30%													
SAR 17	6/2/2024	Head	835	835	42.42	41.50	2.22%	0.92	0.90	2.34%	6/2/2024	D835V2 SN: 4d117	5/11/2025	20.0	1.040	10.400	9.660	7.66%	0.676	6.760	6.270	7.81%	
				805	42.52	41.68	2.02%	0.91	0.90	1.47%													
				850	42.37	41.50	2.10%	0.93	0.92	1.21%													
SAR 17	6/4/2024	Head	1750	1750	40.97	40.08	2.21%	1.36	1.37	-0.73%	6/4/2024	D1750V2 SN: 1053	10/13/2024	20.0	3.730	37.300	36.600	1.91%	1.980	19.800	19.300	2.59%	
				1695	41.06	40.17	2.22%	1.33	1.34	-0.52%													
				1755	40.96	40.08	2.20%	1.36	1.37	-0.71%													
SAR 17	6/4/2024	Head	1900	1900	40.71	40.00	1.78%	1.45	1.40	3.79%	6/4/2024	D1900V2 SN: 5d140	4/14/2025	20.0	4.160	41.600	39.400	5.58%	2.150	21.500	20.600	4.37%	
				1850	40.83	40.00	2.08%	1.42	1.40	1.57%													
				1920	40.67	40.00	1.68%	1.47	1.40	4.79%													
SAR 17	6/6/2024	Head	750	750	42.65	41.96	1.64%	0.92	0.89	3.53%	6/6/2024	D750V3 SN: 1019	4/13/2025	20.0	0.920	9.200	8.510	8.11%	0.604	6.040	5.590	8.05%	69
				860	42.95	42.42	1.24%	0.89	0.89	0.68%													
				800	42.46	41.71	1.81%	0.94	0.90	5.14%													
SAR 17	6/6/2024	Head	835	835	42.36	41.50	2.07%	0.96	0.90	6.18%	6/6/2024	D835V2 SN: 4d002	11/7/2024	20.0	1.060	10.600	9.690	9.39%	0.688	6.880	6.330	8.69%	70
				805	42.45	41.68	1.85%	0.94	0.90	5.29%													
				850	42.31	41.50	1.95%	0.96	0.92	5.02%													
SAR 17	6/9/2024	Head	750	750	44.56	41.96	6.19%	0.88	0.89	-1.72%	6/9/2024	D750V3 SN: 1019	4/13/2025	20.0	0.904	9.040	8.510	6.23%	0.595	5.950	5.590	6.44%	
				860	44.88	42.42	5.79%	0.84	0.89	-4.80%													
				800	44.36	41.71	6.37%	0.89	0.90	-0.27%													
SAR 17	6/9/2024	Head	835	835	44.31	41.50	6.77%	0.91	0.90	0.62%	6/9/2024	D835V2 SN: 4d117	5/11/2025	20.0	1.050	10.500	9.660	8.70%	0.683	6.830	6.270	8.93%	
				805	44.34	41.68	6.38%	0.90	0.90	-0.15%													
				850	44.30	41.50	6.75%	0.91	0.92	-0.36%													

Liquid Check										System Check													
SAR Lab	Date	Tissue Type	Band (MHz)	Freq. (MHz)	Relative Permittivity (εr)			Conductivity (σ)			Date	Dipole Type & Serial Number	Dipole Cal. Due Date	Input Power (dBm)	Measured results for 1-g SAR				Measured results for 10-g SAR				Plot No.
					Measured	Target	Delta	Measured	Target	Delta					Meas. Zoom Scan	Normalize to 1 W	Target (Ref. Value)	Delta ±10%	Meas. Zoom Scan	Normalize to 1 W	Target (Ref. Value)	Delta ±10%	
SAR 17	6/10/2024	Head	1750	1750	38.18	40.08	-4.75%	1.45	1.37	5.92%	6/10/2024	D1750V2 SN: 1053	10/13/2024	20.0	3.970	39.700	36.600	8.47%	2.110	21.100	19.300	9.33%	71
				1695	38.32	40.17	-4.60%	1.42	1.34	6.13%													
				1755	38.17	40.08	-4.76%	1.45	1.37	5.70%													
SAR 17	6/11/2024	Head	1900	1900	38.09	40.00	-4.77%	1.45	1.40	3.64%	6/11/2024	D1900V2 SN: 5d140	4/14/2025	20.0	4.320	43.200	39.400	9.64%	2.230	22.300	20.600	8.25%	
				1850	38.15	40.00	-4.63%	1.42	1.40	1.64%													
				1920	38.08	40.00	-4.80%	1.46	1.40	4.36%													
SAR 17	6/13/2024	Head	1750	1750	40.15	40.08	0.16%	1.36	1.37	-0.73%	6/13/2024	D1750V2 SN: 1053	10/13/2024	20.0	3.630	36.300	36.600	-0.82%	1.920	19.200	19.300	-0.52%	
				1695	40.12	40.17	-0.12%	1.33	1.34	-0.67%													
				1780	40.15	40.04	0.28%	1.38	1.39	-0.35%													
SAR 17	6/13/2024	Head	1900	1900	39.87	40.00	-0.33%	1.46	1.40	4.43%	6/13/2024	D1900V2 SN: 5d140	4/14/2025	20.0	4.200	42.000	39.400	6.60%	2.170	21.700	20.600	5.34%	
				1850	39.98	40.00	-0.05%	1.43	1.40	2.36%													
				1920	39.84	40.00	-0.40%	1.47	1.40	5.29%													
SAR 17	6/16/2024	Head	1750	1750	38.09	40.08	-4.98%	1.42	1.37	4.02%	6/16/2024	D1750V2 SN: 1053	10/13/2024	15.0	1.240	39.212	36.600	7.14%	0.659	20.839	19.300	7.98%	
				1695	38.19	40.17	-4.93%	1.40	1.34	4.26%													
				1780	38.08	40.04	-4.89%	1.43	1.39	2.97%													
SAR 17	6/16/2024	Head	1900	1900	37.75	40.00	-5.63%	1.47	1.40	4.71%	6/16/2024	D1900V2 SN: 5d140	4/14/2025	15.0	1.370	43.323	39.400	9.96%	0.711	22.484	20.600	9.14%	72
				1850	37.79	40.00	-5.53%	1.44	1.40	2.50%													
				1920	37.72	40.00	-5.70%	1.48	1.40	5.71%													
SAR 17	6/18/2024	Head	2600	2600	36.58	39.01	-6.23%	1.98	1.96	0.91%	6/18/2024	D2600V2 SN: 1036	4/11/2025	20.0	5.800	58.000	55.400	4.69%	2.610	26.100	24.900	4.82%	73
				2495	36.77	39.14	-6.06%	1.90	1.85	2.78%													
				2690	36.38	38.90	-6.47%	2.05	2.06	-0.46%													
SAR 17	6/20/2024	Head	1750	1750	40.03	40.08	-0.14%	1.37	1.37	-0.22%	6/20/2024	D1750V2 SN: 1053	10/13/2024	20.0	3.640	36.400	36.600	-0.55%	1.930	19.300	19.300	0.00%	
				1695	40.08	40.17	-0.22%	1.33	1.34	-0.59%													
				1780	40.02	40.04	-0.05%	1.36	1.39	-1.65%													
SAR 17	6/20/2024	Head	1900	1900	39.78	40.00	-0.55%	1.45	1.40	3.57%	6/20/2024	D1900V2 SN: 5d140	4/14/2025	20.0	4.240	42.400	39.400	7.61%	2.200	22.000	20.600	6.80%	
				1850	39.86	40.00	-0.35%	1.42	1.40	1.57%													
				1920	39.75	40.00	-0.63%	1.46	1.40	4.43%													
SAR 17	6/21/2024	Head	750	750	39.21	41.96	-6.56%	0.92	0.89	2.45%	6/21/2024	D750V3 SN: 1019	4/13/2025	20.0	0.909	9.090	8.510	6.82%	0.597	5.970	5.590	6.80%	
				660	39.61	42.42	-6.63%	0.88	0.89	-0.53%													
				800	39.12	41.71	-6.20%	0.93	0.90	3.99%													
SAR 17	6/21/2024	Head	835	835	38.99	41.50	-6.05%	0.95	0.90	5.40%	6/21/2024	D835V2 SN: 4d117	5/11/2025	20.0	1.060	10.600	9.660	9.73%	0.688	6.880	6.270	9.73%	
				805	39.11	41.68	-6.16%	0.94	0.90	4.20%													
				850	38.91	41.50	-6.24%	0.95	0.92	4.32%													
SAR 17	6/23/2024	Head	750	750	39.88	41.96	-4.96%	0.90	0.89	1.28%	6/23/2024	D750V3 SN: 1071	11/7/2024	20.0	0.897	8.970	8.490	5.65%	0.594	5.940	5.570	6.64%	74
				660	40.21	42.42	-5.22%	0.87	0.89	-1.56%													
				800	39.66	41.71	-4.90%	0.92	0.90	2.93%													
SAR 17	6/23/2024	Head	835	835	39.60	41.50	-4.58%	0.94	0.90	3.98%	6/23/2024	D835V2 SN: 4d117	5/11/2025	20.0	1.040	10.400	9.660	7.66%	0.681	6.810	6.270	8.61%	
				805	39.65	41.68	-4.87%	0.93	0.90	3.10%													
				850	39.55	41.50	-4.70%	0.94	0.92	2.86%													
SAR 17	6/27/2024	Head	750	750	40.09	41.96	-4.46%	0.91	0.89	1.60%	6/27/2024	D750V3 SN: 1019	4/13/2025	20.0	0.876	8.760	8.510	2.94%	0.573	5.730	5.590	2.50%	
				660	40.40	42.42	-4.77%	0.88	0.89	-1.17%													
				800	39.94	41.71	-4.23%	0.91	0.90	1.17%													
SAR 17	6/27/2024	Head	835	835	39.83	41.50	-4.02%	0.93	0.90	3.88%	6/27/2024	D835V2 SN: 4d117	5/11/2025	20.0	1.030	10.300	9.660	6.63%	0.670	6.700	6.270	6.86%	
				805	39.93	41.68	-4.20%	0.93	0.90	3.16%													
				850	39.79	41.50	-4.12%	0.94	0.92	2.72%													
SAR 17	6/30/2024	Head	750	750	39.90	41.96	-4.91%	0.91	0.89	1.70%	6/30/2024	D750V3 SN: 1019	4/13/2025	20.0	0.895	8.950	8.510	5.17%	0.586	5.860	5.590	4.83%	
				660	40.23	42.42	-5.17%	0.88	0.89	-1.09%													
				800	39.73	41.71	-4.74%	0.93	0.90	3.39%													
SAR 17	6/30/2024	Head	835	835	39.67	41.50	-4.41%	0.94	0.90	4.89%	6/30/2024	D835V2 SN: 4d117	5/11/2025	20.0	1.060	10.600	9.660	9.73%	0.689	6.890	6.270	9.89%	75
				805	39.73	41.68	-4.68%	0.93	0.90	3.55%													
				850	39.62	41.50	-4.53%	0.96	0.92	4.59%													

Liquid Check											System Check												
SAR Lab	Date	Tissue Type	Band (MHz)	Freq. (MHz)	Relative Permittivity (εr)			Conductivity (σ)			Date	Dipole Type & Serial Number	Dipole Cal. Due Date	Input Power (dBm)	Measured results for 1-g SAR				Measured results for 10-g SAR				Plot No.
					Measured	Target	Delta	Measured	Target	Delta					Meas. Zoom Scan	Normalize to 1 W	Target (Ref. Value)	Delta ±10%	Meas. Zoom Scan	Normalize to 1 W	Target (Ref. Value)	Delta ±10%	
SAR 18	5/24/2024	Head	1750	1750	40.71	40.08	1.56%	1.32	1.37	-3.29%	5/25/2024	D1750V2 SN: 1053	10/13/2024	20.0	3.750	37.500	36.600	2.46%	2.010	20.100	19.300	4.15%	
				1695	40.66	40.17	1.22%	1.29	1.34	-3.66%													
				1755	40.72	40.08	1.60%	1.33	1.37	-3.19%													
SAR 18	5/24/2024	Head	1900	1900	40.49	40.00	1.23%	1.42	1.40	1.29%	5/25/2024	D1900V2 SN: 5d140	4/14/2025	20.0	4.220	42.200	39.400	7.11%	2.210	22.100	20.600	7.28%	
				1850	40.54	40.00	1.35%	1.39	1.40	-0.57%													
				1920	40.42	40.00	1.05%	1.43	1.40	2.21%													
SAR 18	5/27/2024	Head	1750	1750	41.43	40.08	3.36%	1.30	1.37	-5.26%	5/27/2024	D1750V2 SN: 1053	10/13/2024	20.0	3.640	36.400	36.600	-0.55%	1.960	19.600	19.300	1.55%	
				1695	41.43	40.17	3.14%	1.27	1.34	-5.15%													
				1755	41.43	40.08	3.36%	1.30	1.37	-5.23%													
SAR 18	5/27/2024	Head	1900	1900	41.29	40.00	3.23%	1.39	1.40	-0.43%	5/27/2024	D1900V2 SN: 5d163	10/19/2024	20.0	4.220	42.200	39.700	6.30%	2.230	22.300	20.800	7.21%	76
				1850	41.34	40.00	3.35%	1.36	1.40	-2.64%													
				1920	41.27	40.00	3.18%	1.41	1.40	0.57%													
SAR 18	5/30/2024	Head	1750	1750	41.80	40.08	4.28%	1.29	1.37	-5.77%	5/30/2024	D1750V2 SN: 1053	10/13/2024	20.0	3.670	36.700	36.600	0.27%	1.980	19.800	19.300	2.59%	
				1695	41.84	40.17	4.16%	1.27	1.34	-5.30%													
				1755	41.80	40.08	4.30%	1.29	1.37	-5.82%													
SAR 18	5/30/2024	Head	1900	1900	41.65	40.00	4.13%	1.39	1.40	-0.64%	5/30/2024	D1900V2 SN: 5d140	4/14/2025	20.0	4.260	42.600	39.400	8.12%	2.230	22.300	20.600	8.25%	
				1850	41.77	40.00	4.43%	1.36	1.40	-2.93%													
				1920	41.61	40.00	4.03%	1.40	1.40	0.21%													
SAR 18	6/2/2024	Head	1750	1750	39.87	40.08	-0.54%	1.35	1.37	-1.31%	6/2/2024	D1750V2 SN: 1053	10/13/2024	20.0	3.830	38.300	36.600	4.64%	2.050	20.500	19.300	6.22%	77
				1695	39.92	40.17	-0.62%	1.32	1.34	-1.34%													
				1755	39.87	40.08	-0.52%	1.35	1.37	-1.30%													
SAR 18	6/2/2024	Head	1900	1900	39.57	40.00	-1.08%	1.44	1.40	3.00%	6/2/2024	D1900V2 SN: 5d140	4/14/2025	20.0	4.170	41.700	39.400	5.84%	2.160	21.600	20.600	4.85%	
				1850	39.68	40.00	-0.80%	1.42	1.40	1.07%													
				1920	39.54	40.00	-1.15%	1.45	1.40	3.79%													
SAR 18	6/6/2024	Head	1750	1750	39.36	40.08	-1.81%	1.36	1.37	-0.80%	6/6/2024	D1750V2 SN: 1053	10/13/2024	20.0	3.720	37.200	36.600	1.64%	1.980	19.800	19.300	2.59%	
				1695	39.49	40.17	-1.69%	1.33	1.34	-0.44%													
				1755	39.35	40.08	-1.81%	1.36	1.37	-0.86%													
SAR 18	6/6/2024	Head	1900	1900	39.27	40.00	-1.82%	1.45	1.40	3.57%	6/6/2024	D1900V2 SN: 5d140	4/14/2025	20.0	4.270	42.700	39.400	8.38%	2.210	22.100	20.600	7.28%	
				1850	39.34	40.00	-1.65%	1.41	1.40	0.64%													
				1920	39.20	40.00	-2.00%	1.46	1.40	4.57%													
SAR 18	6/6/2024	Head	2450	2450	38.37	39.20	-2.12%	1.82	1.80	1.33%	6/6/2024	D2450V2 SN: 748	2/8/2025	20.0	5.250	52.500	51.700	1.55%	2.460	24.600	24.200	1.65%	
				2400	38.45	39.30	-2.15%	1.79	1.75	2.02%													
				2500	38.30	39.14	-2.14%	1.87	1.85	0.64%													
SAR 18	6/9/2023	Head	1750	1750	40.86	40.08	1.93%	1.29	1.37	-5.91%	6/9/2024	D1750V2 SN: 1053	10/13/2024	20.0	3.710	37.100	36.600	1.37%	2.020	20.200	19.300	4.66%	
				1695	40.93	40.17	1.89%	1.26	1.34	-5.60%													
				1755	40.86	40.08	1.95%	1.29	1.37	-5.96%													
SAR 18	6/9/2023	Head	1900	1900	40.69	40.00	1.72%	1.38	1.40	-1.46%	6/9/2024	D1900V2 SN: 5d140	4/14/2025	20.0	4.210	42.100	39.400	6.85%	2.230	22.300	20.600	8.25%	
				1850	40.79	40.00	1.98%	1.35	1.40	-3.64%													
				1920	40.64	40.00	1.60%	1.38	1.40	-1.50%													
SAR 18	6/9/2023	Head	2450	2450	39.91	39.20	1.81%	1.73	1.80	-4.17%	6/9/2024	D2450V2 SN: 748	2/8/2025	20.0	5.470	54.700	51.700	5.80%	2.590	25.900	24.200	7.02%	
				2400	39.96	39.30	1.69%	1.69	1.75	-3.41%													
				2500	39.86	39.14	1.85%	1.76	1.85	-4.91%													
SAR 18	6/13/2024	Head	1750	1750	40.82	40.08	1.83%	1.31	1.37	-4.31%	6/13/2024	D1750V2 SN: 1053	10/13/2024	20.0	3.600	36.000	36.600	-1.64%	1.920	19.200	19.300	-0.52%	
				1695	40.78	40.17	1.52%	1.28	1.34	-4.18%													
				1780	40.82	40.04	1.95%	1.33	1.39	-3.82%													
SAR 18	6/13/2024	Head	1900	1900	40.56	40.00	1.40%	1.41	1.40	0.66%	6/13/2024	D1900V2 SN: 5d140	4/14/2025	20.0	4.160	41.600	39.400	5.58%	2.170	21.700	20.600	5.34%	
				1850	40.66	40.00	1.65%	1.38	1.40	-1.14%													
				1920	40.53	40.00	1.33%	1.42	1.40	1.71%													
SAR 18	6/13/2024	Head	2450	2450	39.73	39.20	1.35%	1.79	1.80	-0.61%	6/13/2024	D2450V2 SN: 748	2/8/2025	20.0	5.170	51.700	51.700	0.00%	2.420	24.200	24.200	0.00%	
				2400	39.81	39.30	1.31%	1.75	1.75	-0.09%													
				2500	39.62	39.14	1.23%	1.83	1.85	-1.46%													
SAR 18	6/17/2024	Head	1900	1900	40.00	40.00	0.00%	1.34	1.40	-4.50%	6/17/2024	D1900V2 SN: 5d140	4/14/2025	20.0	3.990	39.900	39.400	1.27%	2.110	21.100	20.600	2.43%	
				1850	40.06	40.00	0.15%	1.31	1.40	-6.64%													
				1920	39.97	40.00	-0.08%	1.35	1.40	-3.64%													
SAR 18	6/17/2024	Head	2450	2450	39.26	39.20	0.15%	1.69	1.80	-5.94%	6/17/2024	D2450V2 SN: 748	2/8/2025	20.0	5.250	52.500	51.700	1.55%	2.490	24.900	24.200	2.89%	
				2400	39.31	39.30	0.03%	1.66	1.75	-5.23%													
				2500	39.20	39.14	0.16%	1.73	1.85	-6.96%													
SAR 18	6/18/2024	Head	2600	2600	38.81	39.01	-0.51%	1.95	1.96	-0.77%	6/18/2024	D2600V2 SN: 1036	4/11/2025	20.0	5.860	58.600	55.400	5.78%	2.670	26.700	24.900	7.23%	78
				2495	38.99	39.14	-0.39%	1.86	1.85	0.78%													
				2690	38.65	38.90	-0.64%	2.02	2.06	-1.77%													

Liquid Check										System Check													
SAR Lab	Date	Tissue Type	Band (MHz)	Freq. (MHz)	Relative Permittivity (ε <sub>r</sub> )			Conductivity (σ)			Date	Dipole Type & Serial Number	Dipole Cal. Due Date	Input Power (dBm)	Measured results for 1-g SAR				Measured results for 10-g SAR				Plot No.
					Measured	Target	Delta	Measured	Target	Delta					Meas. Zoom Scan	Normalize to 1 W	Target (Ref. Value)	Delta ±10%	Meas. Zoom Scan	Normalize to 1 W	Target (Ref. Value)	Delta ±10%	
SAR 18	6/20/2024	Head	1750	1750	39.51	40.08	-1.43%	1.29	1.37	-5.77%	6/20/2024	D1750V2 SN: 1053	10/13/2024	20.0	3.680	36.800	36.600	0.55%	1.970	19.700	19.300	2.07%	
				1695	39.58	40.17	-1.47%	1.26	1.34	-5.75%													
				1780	39.47	40.04	-1.42%	1.31	1.39	-5.69%													
SAR 18	6/20/2024	Head	1900	1900	39.30	40.00	-1.75%	1.37	1.40	-1.93%	6/20/2024	D1900V2 SN: 5d140	4/14/2025	20.0	4.270	42.700	39.400	8.38%	2.250	22.500	20.600	9.22%	
				1850	39.36	40.00	-1.60%	1.35	1.40	-3.86%													
				1920	39.27	40.00	-1.82%	1.39	1.40	-1.00%													
SAR 18	6/20/2024	Head	2450	2450	38.65	39.20	-1.66%	1.73	1.80	-4.17%	6/20/2024	D2450V2 SN: 748	2/8/2025	20.0	5.370	53.700	51.700	3.87%	2.540	25.400	24.200	4.96%	
				2500	38.49	39.14	-1.65%	1.76	1.85	-5.02%													
				1750	42.57	40.08	6.20%	1.30	1.37	-5.40%													
SAR 18	6/23/2024	Head	1750	1695	42.63	40.17	6.13%	1.26	1.34	-5.53%	6/23/2024	D1750V2 SN: 1053	10/13/2024	20.0	3.750	37.500	36.600	2.46%	2.020	20.200	19.300	4.66%	
				1780	42.57	40.04	6.32%	1.30	1.39	-6.34%													
				1900	42.31	40.00	5.78%	1.38	1.40	-1.79%													
SAR 18	6/23/2024	Head	1900	1850	42.37	40.00	5.92%	1.35	1.40	-3.43%	6/23/2024	D1900V2 SN: 5d140	4/14/2025	20.0	4.260	42.600	39.400	8.12%	2.250	22.500	20.600	9.22%	
				1920	42.30	40.00	5.74%	1.39	1.40	-1.00%													
				2450	41.59	39.20	6.10%	1.76	1.80	-2.50%													
SAR 18	6/23/2024	Head	2450	2400	41.67	39.30	6.04%	1.72	1.75	-1.98%	6/23/2024	D2450V2 SN: 748	2/8/2025	20.0	5.470	54.700	51.700	5.80%	2.600	26.000	24.200	7.44%	79
				2500	41.53	39.14	6.11%	1.79	1.85	-3.35%													
				1750	42.00	40.08	4.78%	1.35	1.37	-1.39%													
SAR 18	6/27/2024	Head	1750	1695	42.06	40.17	4.71%	1.32	1.34	-1.34%	6/27/2024	D1750V2 SN: 1053	10/13/2024	15.0	1.130	35.734	36.600	-2.37%	0.603	19.069	19.300	-1.20%	
				1780	41.97	40.04	4.82%	1.37	1.39	-1.15%													
				1900	41.76	40.00	4.40%	1.44	1.40	2.86%													
SAR 18	6/27/2024	Head	1900	1850	41.84	40.00	4.60%	1.41	1.40	0.71%	6/27/2024	D1900V2 SN: 5d140	4/14/2025	15.0	1.350	42.691	39.400	8.35%	0.700	22.136	20.600	7.46%	
				1920	41.74	40.00	4.35%	1.46	1.40	4.29%													
				2450	41.05	39.20	4.72%	1.82	1.80	1.11%													
SAR 18	6/27/2024	Head	2450	2400	41.13	39.30	4.67%	1.78	1.75	1.62%	6/27/2024	D2450V2 SN: 748	2/8/2025	20.0	5.430	54.300	51.700	5.03%	2.530	25.300	24.200	4.55%	
				2500	40.96	39.14	4.66%	1.86	1.85	0.32%													
				1750	41.45	40.08	3.41%	1.30	1.37	-5.18%													
SAR 18	6/30/2024	Head	1750	1695	41.51	40.17	3.34%	1.27	1.34	-5.30%	6/30/2024	D1750V2 SN: 1053	10/13/2024	20.0	3.700	37.000	36.600	1.09%	2.000	20.000	19.300	3.63%	
				1780	41.44	40.04	3.50%	1.30	1.39	-6.13%													
				1900	41.16	40.00	2.90%	1.38	1.40	-1.21%													
SAR 18	6/30/2024	Head	1900	1850	41.24	40.00	3.10%	1.36	1.40	-2.93%	6/30/2024	D1900V2 SN: 5d140	4/14/2025	20.0	4.150	41.500	39.400	5.33%	2.200	22.000	20.600	6.80%	
				1920	41.14	40.00	2.85%	1.39	1.40	-0.50%													
				2450	40.42	39.20	3.11%	1.77	1.80	-1.78%													
SAR 18	6/30/2024	Head	2450	2400	40.49	39.30	3.04%	1.73	1.75	-1.24%	6/30/2024	D2450V2 SN: 748	2/8/2025	20.0	5.340	53.400	51.700	3.29%	2.540	25.400	24.200	4.96%	
				2500	40.34	39.14	3.07%	1.81	1.85	-2.48%													

Liquid Check										System Check																					
SAR Lab	Date	Tissue Type	Band (MHz)	Freq. (MHz)	Relative Permittivity (εr)			Conductivity (σ)			Date	Dipole Type & Serial Number	Dipole Cal. Due Date	Input Power (dBm)	Measured results for 1-g SAR				Measured results for 8-g SAR				Measured results for 10-g SAR				Measured results for APD 4 cm <sup>2</sup>				Plot No.
					Measured	Target	Delta	Measured	Target	Delta					Meas. Zoom Scan	Normalize to 1 W	Target (Ref. Value)	Delta ±10%	Meas. Zoom Scan	Normalize to 1 W	Target (Ref. Value)	Delta ±10%	Meas. Zoom Scan	Normalize to 1 W	Target (Ref. Value)	Delta ±10%	Meas. Zoom Scan	Normalize to 1 W	Target (Ref. Value)	Delta ±10%	
SAR2	5/15/2024	Head	6500	6500	34.30	34.50	-0.58%	5.99	6.07	-1.27%	5/17/2024	D6.5G+V2 SN 1033	3/15/2025	15.4	10.500	305.625	288.000	6.12%	2.370	68.984	64.700	6.62%	1.950	56.759	53.100	6.89%	47.500	1382.591	1300.000	6.35%	
				5900	35.32	35.20	0.34%	5.52	5.38	2.57%					30.800	308.000	288.000	6.94%	7.060	70.600	64.700	9.12%	5.800	58.000	53.100	9.23%	141.000	1410.000	1300.000	8.46%	
				7200	33.21	33.70	-1.45%	6.93	6.89	0.54%																					
SAR2	5/28/2024	Head	6500	6500	34.89	34.50	1.13%	5.88	6.07	-3.06%	5/28/2024	D6.5G+V2 SN 1033	3/15/2025	20.0	15.200	303.200	288.000	5.01%	3.450	68.837	64.700	6.39%	2.830	56.466	53.100	6.34%	69.000	1376.731	1300.000	5.90%	
				5900	35.71	35.20	1.45%	5.21	5.38	-3.14%					20.0	30.800	308.000	288.000	6.94%	7.060	70.600	64.700	9.12%	5.800	58.000	53.100	9.23%	141.000	1410.000	1300.000	8.46%
				7200	33.70	33.70	0.00%	6.62	6.89	-3.99%																					
SAR2	5/30/2024	Head	6500	6500	34.07	34.50	-1.25%	5.75	6.07	-5.27%	5/30/2024	D6.5G+V2 SN 1033	3/15/2025	17.0	15.200	303.200	288.000	5.01%	3.450	68.837	64.700	6.39%	2.830	56.466	53.100	6.34%	69.000	1376.731	1300.000	5.90%	
				5900	34.76	35.20	-1.25%	5.10	5.38	-4.79%					17.0	15.200	303.200	288.000	5.01%	3.450	68.837	64.700	6.39%	2.830	56.466	53.100	6.34%	69.000	1376.731	1300.000	5.90%
				7200	33.00	33.70	-2.09%	6.56	6.89	-4.79%																					
SAR2	6/2/2024	Head	6500	6500	33.70	34.50	-2.32%	5.72	6.07	-5.83%	6/2/2024	D6.5G+V2 SN 1033	3/15/2025	19.0	24.600	309.696	288.000	7.53%	5.620	70.752	64.700	9.39%	4.630	58.288	53.100	9.77%	112.000	1409.996	1300.000	8.46%	82
				5900	34.73	35.20	-1.34%	5.00	5.38	-6.99%					19.0	24.600	309.696	288.000	7.53%	5.620	70.752	64.700	9.39%	4.630	58.288	53.100	9.77%	112.000	1409.996	1300.000	8.46%
				7200	33.68	33.70	-0.03%	6.42	6.89	-6.89%																					
SAR2	6/6/2024	Head	6500	6500	34.38	34.50	-0.35%	6.00	6.07	-1.14%	6/6/2024	D6.5G+V2 SN 1033	3/15/2025	17.0	14.900	297.294	288.000	3.23%	3.370	67.340	64.700	3.93%	2.760	55.669	53.100	3.71%	67.300	1342.812	1300.000	3.29%	
				5900	35.43	35.20	0.65%	5.26	5.38	-2.30%					17.0	14.900	297.294	288.000	3.23%	3.370	67.340	64.700	3.93%	2.760	55.669	53.100	3.71%	67.300	1342.812	1300.000	3.29%
				7200	33.29	33.70	-1.22%	6.72	6.89	-2.47%																					
SAR2	6/10/2024	Head	6500	6500	34.61	34.50	0.32%	6.10	6.07	0.43%	6/10/2024	D6.5G+V2 SN 1033	3/15/2025	17.0	14.900	297.294	288.000	3.23%	3.420	68.238	64.700	5.47%	2.810	56.067	53.100	5.09%	68.300	1362.764	1300.000	4.83%	
				5900	35.69	35.20	1.39%	5.32	5.38	-1.12%					17.0	14.900	297.294	288.000	3.23%	3.420	68.238	64.700	5.47%	2.810	56.067	53.100	5.09%	68.300	1362.764	1300.000	4.83%
				7200	33.45	33.70	-0.74%	6.91	6.89	0.26%																					
SAR2	6/13/2024	Head	6500	6500	34.38	34.50	-0.35%	5.94	6.07	-2.21%	6/14/2024	D6.5G+V2 SN 1033	3/15/2025	19.0	24.000	302.142	288.000	4.91%	5.420	68.234	64.700	5.46%	4.460	56.148	53.100	5.74%	108.000	1359.639	1300.000	4.59%	
				5900	35.52	35.20	0.91%	5.18	5.38	-3.70%					19.0	24.000	302.142	288.000	4.91%	5.420	68.234	64.700	5.46%	4.460	56.148	53.100	5.74%	108.000	1359.639	1300.000	4.59%
				7200	33.31	33.70	-1.16%	6.72	6.89	-2.51%																					
SAR2	6/17/2024	Head	6500	6500	33.44	34.50	-3.07%	5.93	6.07	-3.39%	6/17/2024	D6.5G+V2 SN 1033	3/15/2025	19.0	21.800	275.705	288.000	-4.27%	4.800	60.428	64.700	-6.60%	3.930	49.476	53.100	-6.83%	96.100	1209.827	1300.000	-6.94%	
				5900	34.56	35.20	-1.82%	5.18	5.38	-3.74%					19.0	21.800	275.705	288.000	-4.27%	4.800	60.428	64.700	-6.60%	3.930	49.476	53.100	-6.83%	96.100	1209.827	1300.000	-6.94%
				7200	33.29	33.70	-1.18%	6.68	6.89	-3.05%																					
SAR2	6/20/2024	Head	6500	6500	33.54	34.50	-2.78%	5.90	6.07	-2.87%	6/20/2024	D6.5G+V2 SN 1032	1/12/2025	20.0	29.400	294.000	300.000	-2.00%	6.510	65.100	67.400	-3.41%	5.340	53.400	55.200	-3.26%	130.000	1300.000	1340.000	-2.99%	
				5900	34.61	35.20	-1.69%	5.18	5.38	-3.74%					20.0	29.400	294.000	300.000	-2.00%	6.510	65.100	67.400	-3.41%	5.340	53.400	55.200	-3.26%	130.000	1300.000	1340.000	-2.99%
				7200	32.51	33.70	-3.53%	6.66	6.89	-3.56%																					
SAR2	6/24/2024	Head	6500	6500	32.54	34.50	-5.68%	5.82	6.07	-4.07%	6/24/2024	D6.5G+V2 SN 1032	1/12/2025	16.0	11.400	286.355	300.000	-4.55%	2.570	64.555	67.400	-4.22%	2.100	52.750	55.200	-4.44%	51.300	1288.598	1340.000	-3.84%	83
				5900	33.62	35.20	-4.49%	5.12	5.38	-4.87%					16.0	11.400	286.355	300.000	-4.55%	2.570	64.555	67.400	-4.22%	2.100	52.750	55.200	-4.44%	51.300	1288.598	1340.000	-3.84%
				7200	31.34	33.70	-7.00%	6.51	6.89	-5.52%																					
SAR2	6/28/2024	Head	6500	6500	32.73	34.50	-5.12%	6.02	6.07	-0.77%	6/28/2024	D6.5G+V2 SN 1032	1/12/2025	16.0	12.100	303.938	300.000	1.31%	2.710	68.072	67.400	1.00%	2.230	56.015	55.200	1.48%	54.200	1361.442	1340.000	1.60%	
				5900	33.85	35.20	-3.84%	5.25	5.38	-2.36%					16.0	12.100	303.938	300.000	1.31%	2.710	68.072	67.400	1.00%	2.230	56.015	55.200	1.48%	54.200	1361.442	1340.000	1.60%
				7200	31.58	33.70	-6.59%	6.79	6.89	-1.42%																					

Liquid Check										System Check																					
SAR Lab	Date	Tissue Type	Band (MHz)	Relative Permittivity (εr)			Conductivity (σ)			Date	Dipole Type & Serial Number	Dipole Cal. Due Date	Input Power (GSm)	Measured results for 1-g SAR				Measured results for 5-g SAR				Measured results for 10-g SAR				Measured results for APD 4 cm <sup>2</sup>				Plot No.	
				Measured	Target	Delta	Measured	Target	Delta					Meas. Zoom Scan	Normalize to 1 W	Target (Ref. Value)	Delta ±10%	Meas. Zoom Scan	Normalize to 1 W	Target (Ref. Value)	Delta ±10%	Meas. Zoom Scan	Normalize to 1 W	Target (Ref. Value)	Delta ±10%	Meas. Zoom Scan	Normalize to 1 W	Target (Ref. Value)	Delta ±10%		
SAR 8	5/16/2024	Head	6500	6500	35.08	34.50	4.58%	6.28	6.07	3.43%	5/16/2024	D6.5G-HV2 SN 1033	3/15/2025	15.1	8.730	268.543	288.000	-6.76%	1.940	59.676	64.700	-7.76%	1.590	48.910	53.100	-7.89%	38.800	1193.626	1300.000	-8.19%	
				5900	37.17	35.20	5.60%	5.49	5.38	2.06%																					
				7200	34.99	33.70	3.83%	7.11	6.89	3.25%																					
SAR 8	5/21/2024	Head	6500	6500	35.99	34.50	4.32%	6.35	6.07	4.55%	5/22/2024	D6.5G-HV2 SN 1033	3/15/2025	17.0	14.400	287.318	288.000	-0.24%	3.190	63.649	64.700	-1.62%	2.610	52.076	53.100	-1.83%	63.800	1272.977	1300.000	-2.08%	
				5900	37.15	35.20	5.54%	5.55	5.38	3.07%																					
				7200	34.81	33.70	3.29%	7.17	6.89	3.99%																					
SAR 8	5/27/2024	Head	6500	6500	36.50	34.50	5.80%	6.49	6.07	6.95%	5/27/2024	D6.5G-HV2 SN 1033	3/15/2025	20.0	28.800	288.000	288.000	0.00%	6.400	64.000	64.700	-1.08%	5.250	52.500	53.100	-1.13%	128.000	1280.000	1300.000	-1.54%	
				5900	37.59	35.20	6.79%	5.69	5.38	5.69%																					
				7200	35.25	33.70	4.60%	7.34	6.89	6.49%																					
SAR 8	5/30/2024	Head	6500	6500	34.47	34.50	-0.09%	6.08	6.07	0.16%	5/30/2024	D6.5G-HV2 SN 1033	3/15/2025	20.0	27.600	276.000	288.000	-4.17%	6.190	61.900	64.700	-4.33%	5.070	50.700	53.100	-4.52%	124.000	1240.000	1300.000	-6.22%	
				5900	35.49	35.20	0.82%	5.33	5.38	-0.93%																					
				7200	33.35	33.70	-1.04%	6.92	6.89	0.44%																					
SAR 8	6/2/2024	Head	6500	6500	33.62	34.50	-2.55%	6.02	6.07	-0.77%	6/2/2024	D6.5G-HV2 SN 1033	3/15/2025	19.0	22.100	278.223	288.000	-3.39%	4.930	62.065	64.700	-4.07%	4.040	50.861	53.100	4.22%	98.600	1241.300	1300.000	-4.52%	
				5900	34.73	35.20	-1.34%	5.29	5.38	-1.77%																					
				7200	32.48	33.70	-3.62%	6.75	6.89	-2.06%																					
SAR 8	6/6/2024	Head	6500	6500	33.17	34.50	-3.86%	5.83	6.07	-3.52%	6/6/2024	D6.5G-HV2 SN 1033	3/15/2025	17.0	13.000	259.384	288.000	-9.94%	2.940	58.661	64.700	-9.33%	2.410	48.066	53.100	-9.44%	58.700	1171.219	1300.000	-9.91%	87
				5900	34.20	35.20	-2.84%	5.13	5.38	-4.74%																					
				7200	32.23	33.70	-4.36%	6.54	6.89	-5.05%																					
SAR 8	6/10/2024	Head	6500	6500	32.54	34.50	-5.68%	5.99	6.07	-1.37%	6/10/2024	D6.5G-HV2 SN 1033	3/15/2025	19.0	23.800	299.624	288.000	4.04%	5.370	67.604	64.700	4.49%	4.410	55.519	53.100	4.55%	107.000	1347.050	1300.000	3.62%	
				5900	33.64	35.20	-4.43%	5.26	5.38	-2.23%																					
				7200	31.38	33.70	-6.88%	6.72	6.89	-2.51%																					
SAR 8	6/14/2024	Head	6500	6500	33.44	34.50	-3.07%	5.95	6.07	-1.96%	6/14/2024	D6.5G-HV2 SN 1033	3/15/2025	17.0	15.300	305.275	288.000	6.00%	3.470	69.236	64.700	7.01%	2.850	56.865	53.100	7.09%	69.500	1386.707	1300.000	6.67%	
				5900	34.52	35.20	-1.93%	5.23	5.38	-2.83%																					
				7200	32.30	33.70	-4.15%	6.71	6.89	-2.67%																					
SAR 8	6/17/2024	Head	6500	6500	34.02	34.50	-1.39%	6.05	6.07	-0.31%	6/18/2024	D6.5G-HV2 SN 1033	3/15/2025	20.0	28.800	280.000	288.000	-2.78%	6.300	63.000	64.700	-2.63%	5.170	51.700	53.100	-2.64%	126.000	1260.000	1300.000	-3.08%	
				5900	35.16	35.20	-0.11%	5.30	5.38	-1.47%																					
				7200	32.81	33.70	-2.64%	6.82	6.89	-0.96%																					
SAR 8	6/21/2024	Head	6500	6500	33.02	34.50	-4.29%	6.30	6.07	3.82%	6/21/2024	D6.5G-HV2 SN 1033	3/15/2025	20.0	29.800	298.000	288.000	3.47%	6.710	67.100	64.700	3.71%	5.500	55.000	53.100	3.58%	134.000	1340.000	1300.000	3.08%	
				5900	34.30	35.20	-2.56%	5.58	5.38	3.77%																					
				7200	31.87	33.70	-5.43%	6.97	6.89	1.16%																					
SAR 8	6/25/2024	Head	6500	6500	32.72	34.50	-5.16%	6.03	6.07	-0.64%	6/25/2024	D6.5G-HV2 SN 1033	3/15/2025	11.0	3.350	266.100	288.000	-7.60%	0.758	60.210	64.700	-6.94%	0.622	49.407	53.100	-6.95%	15.200	1207.379	1300.000	-7.12%	
				5900	33.74	35.20	-4.15%	5.33	5.38	-1.02%																					
				7200	31.60	33.70	-6.23%	6.86	6.89	-0.46%																					
SAR 8	6/28/2024	Head	6500	6500	33.35	34.50	-3.33%	6.11	6.07	0.64%	6/29/2024	D6.5G-HV2 SN 1033	3/15/2025	20.0	29.900	299.000	288.000	3.82%	6.740	67.400	64.700	4.17%	5.530	55.300	53.100	4.14%	135.000	1350.000	1300.000	3.85%	
				5900	34.44	35.20	-2.16%	5.34	5.38	-0.67%																					
				7200	32.18	33.70	-4.51%	6.82	6.89	-1.02%																					

## 8.2. PD System Validations & System Check

Per Nov 2017, TCB Workshop

System validation is required before a system is deployed for measurement.

System check is also required before each series of continuous measurement and, as applicable, repeated at least weekly.

Peak and spatially averaged power density at the peak location(s) must be compared to calibrated results according to the defined test conditions.

- the same spatial resolution and measurement region used in the waveguide calibration should be applied to system validation and system check.
- 1 cm<sup>2</sup> and 4 cm<sup>2</sup> spatial averaging have been recommended in the AHG10 draft TR with reference targets available for specific waveguide.
- power density distribution should also be verified, both spatially (shape) and numerically (level) through visual inspection for noticeable differences.
- the measured results should be within 16% (0.66 dB) of the calibrated targets.

The system components, software settings and other system parameters shall be the same as those used for the compliance tests. The system check shall be performed at closest probe calibration frequency point as in the compliance tests, e.g., if the EUT operates at 35 GHz, it is recommended to perform the validation at 30 GHz.

### System Validations

SAR Lab	Test Date	5G Probe SN	Probe Cal. Due Date	DAE SN	DAE Cal. Due Date	Frequency (GHz)	5G Verification Source SN	Source Cal. Due Date	Averaging Type	Input Power (dBm)	Measured psPDn (W/m <sup>2</sup> ) over 4cm <sup>2</sup>	Normalized to 20 dBm (W/m <sup>2</sup> ) over 4cm <sup>2</sup>	Target psPDn (W/m <sup>2</sup> ) over 4cm <sup>2</sup>	Deviation (dB)	Delta	Measured psPDtot (W/m <sup>2</sup> ) over 4cm <sup>2</sup>	Normalized to 20 dBm (W/m <sup>2</sup> ) over 4cm <sup>2</sup>	Target psPDtot (W/m <sup>2</sup> ) over 4cm <sup>2</sup>	Deviation (dB)	Delta	Measured psPDn (W/m <sup>2</sup> ) over 4cm <sup>2</sup>	Normalized to 20 dBm (W/m <sup>2</sup> ) over 4cm <sup>2</sup>	Target psPDn (W/m <sup>2</sup> ) over 4cm <sup>2</sup>	Deviation (dB)	Delta	Measured psPDtot (W/m <sup>2</sup> ) over 4cm <sup>2</sup>	Normalized to 20 dBm (W/m <sup>2</sup> ) over 4cm <sup>2</sup>	Target psPDtot (W/m <sup>2</sup> ) over 4cm <sup>2</sup>	Deviation (dB)	Delta	
C	5/21/2024	9589	9/5/2024	1621	4/12/2025	10	1015	9/5/2024	Square	19.9	20.00	60.4	60.8	60.5	0.36	14%	60.7	60.1	60.5	0.58	14%	60.8	62.4	56.1	0.47	11%	64.2	62.7	56.1	0.49	12%
C	5/21/2024	9589	9/5/2024	1621	4/12/2025	10	1015	9/5/2024	Square	19.9	20.00	68.8	67.2	60.5	0.46	11%	68.4	67.8	60.5	0.40	12%	62.9	61.5	56.1	0.40	10%	63.4	62.0	56.1	0.43	10%
C	5/21/2024	9589	9/5/2024	1621	4/12/2025	10	1015	9/5/2024	Square	19.9	20.00	66.0	64.5	60.5	0.28	7%	66.3	64.8	60.5	0.30	7%	60.2	58.8	56.1	0.21	3%	60.4	59.0	56.1	0.22	3%
C	5/21/2024	9589	9/5/2024	1621	4/12/2025	10	1015	9/5/2024	Square	19.9	20.00	64.5	63.0	60.5	0.18	4%	64.7	63.2	60.5	0.19	5%	59.1	57.8	56.1	0.15	3%	59.3	58.0	56.1	0.14	3%
C	5/21/2024	9589	9/5/2024	1621	4/12/2025	10	1015	9/5/2024	Square	19.9	20.00	64.4	62.9	60.5	0.17	4%	62.5	62.5	60.5	0.23	5%	59.4	59.0	56.1	0.15	3%	60.0	59.5	56.1	0.19	5%
C	5/21/2024	9589	9/5/2024	1621	4/12/2025	10	1015	9/5/2024	Square	19.9	20.00	64.9	63.4	60.5	0.20	5%	65.1	63.6	60.5	0.22	5%	59.4	59.0	56.1	0.15	3%	59.6	59.2	56.1	0.16	4%
C	5/21/2024	9589	9/5/2024	1621	4/12/2025	10	1015	9/5/2024	Square	19.9	20.00	64.6	63.1	60.5	0.19	4%	64.7	63.2	60.5	0.19	5%	59.2	57.9	56.1	0.13	3%	59.4	59.0	56.1	0.15	3%
C	5/22/2024	9589	9/5/2024	1621	4/12/2025	10	1015	9/5/2024	Square	19.9	20.00	65.9	64.4	60.5	0.27	8%	66.3	64.8	60.5	0.30	7%	60.0	58.6	56.1	0.19	5%	60.4	59.0	56.1	0.22	3%
C	5/22/2024	9589	9/5/2024	1621	4/12/2025	10	1015	9/5/2024	Square	19.9	20.00	63.5	62.1	60.5	0.11	3%	63.6	62.2	60.5	0.12	3%	59.2	59.9	56.1	0.09	1%	58.4	59.1	56.1	0.07	2%
C	5/22/2024	9589	9/5/2024	1621	4/12/2025	10	1015	9/5/2024	Square	19.9	20.00	65.0	63.5	60.5	0.21	5%	65.1	63.6	60.5	0.22	5%	59.1	57.8	56.1	0.13	3%	59.4	59.0	56.1	0.16	3%
C	5/22/2024	9589	9/5/2024	1621	4/12/2025	10	1015	9/5/2024	Square	19.9	20.00	64.3	62.8	60.5	0.20	5%	65.1	63.6	60.5	0.23	7%	60.1	59.8	56.1	0.20	3%	60.5	59.3	56.1	0.22	3%
Average											65.9	64.3	60.5	0.20	5%	65.1	64.8	60.5	0.23	7%	60.1	59.8	56.1	0.20	3%	60.5	59.3	56.1	0.22	3%	

SAR Lab	Test Date	5G Probe SN	Probe Cal. Due Date	DAE SN	DAE Cal. Due Date	Frequency (GHz)	5G Verification Source SN	Source Cal. Due Date	Averaging Type	Input Power (dBm)	Measured psPDn (W/m <sup>2</sup> ) over 4cm <sup>2</sup>	Normalized to 20 dBm (W/m <sup>2</sup> ) over 4cm <sup>2</sup>	Target psPDn (W/m <sup>2</sup> ) over 4cm <sup>2</sup>	Deviation (dB)	Delta	Measured psPDtot (W/m <sup>2</sup> ) over 4cm <sup>2</sup>	Normalized to 20 dBm (W/m <sup>2</sup> ) over 4cm <sup>2</sup>	Target psPDtot (W/m <sup>2</sup> ) over 4cm <sup>2</sup>	Deviation (dB)	Delta	Measured psPDn (W/m <sup>2</sup> ) over 4cm <sup>2</sup>	Normalized to 20 dBm (W/m <sup>2</sup> ) over 4cm <sup>2</sup>	Target psPDn (W/m <sup>2</sup> ) over 4cm <sup>2</sup>	Deviation (dB)	Delta	Measured psPDtot (W/m <sup>2</sup> ) over 4cm <sup>2</sup>	Normalized to 20 dBm (W/m <sup>2</sup> ) over 4cm <sup>2</sup>	Target psPDtot (W/m <sup>2</sup> ) over 4cm <sup>2</sup>	Deviation (dB)	Delta
D	2/7/2024	9418	1/22/2025	1472	1/16/2025	60	1003	9/5/2024	Square	369.0	354.0	0.18	4%	371.0	354.0	0.20	5%	240.0	233.0	0.13	3%	242.0	233.0	0.16	4%					
D	2/7/2024	9418	1/22/2025	1472	1/16/2025	60	1003	9/5/2024	Square	368.0	354.0	0.17	4%	370.0	354.0	0.19	5%	239.0	233.0	0.11	3%	241.0	233.0	0.15	3%					
D	2/7/2024	9418	1/22/2025	1472	1/16/2025	60	1003	9/5/2024	Square	367.0	354.0	0.16	4%	369.0	354.0	0.18	4%	240.0	233.0	0.13	3%	243.0	233.0	0.18	4%					
D	2/7/2024	9418	1/22/2025	1472	1/16/2025	60	1003	9/5/2024	Square	367.0	354.0	0.16	4%	369.0	354.0	0.18	4%	240.0	233.0	0.13	3%	243.0	233.0	0.18	4%					
D	2/7/2024	9418	1/22/2025	1472	1/16/2025	60	1003	9/5/2024	Square	368.0	354.0	0.17	4%	370.0	354.0	0.19	5%	239.0	233.0	0.11	3%	241.0	233.0	0.15	3%					
D	2/8/2024	9418	1/22/2025	1472	1/16/2025	60	1003	9/5/2024	Square	361.0	354.0	0.09	2%	362.0	354.0	0.10	2%	239.0	233.0	0.11	3%	241.0	233.0	0.15	3%					
D	2/8/2024	9418	1/22/2025	1472	1/16/2025	60	1003	9/5/2024	Square	361.0	354.0	0.09	2%	362.0	354.0	0.10	2%	239.0	233.0	0.11	3%	241.0	233.0	0.15	3%					
D	2/8/2024	9418	1/22/2025	1472	1/16/2025	60	1003	9/5/2024	Square	361.0	354.0	0.09	2%	362.0	354.0	0.10	2%	239.0	233.0	0.11	3%	241.0	233.0	0.15	3%					
D	2/8/2024	9418	1/22/2025	1472	1/16/2025	60	1003	9/5/2024	Square	360.0	354.0	0.07	2%	361.0	354.0	0.09	2%	239.0	233.0	0.11	3%	242.0	233.0	0.16	4%					
Average											364.9	354.0	0.13	3%	366.5	354.0	0.15	4%	239.4	233.0	0.12	3%	241.8	233.0	0.16	4%				

### System Performance Checks

Frequency (GHz)	5G Verification Source SN	Source Cal. Due Date	Input Power (dBm)	Prad (mW)	Ohmic & Mismatch Loss (dB)	Measured psPDn (W/m <sup>2</sup> ) over 4cm <sup>2</sup>	Normalized to 20 dBm (W/m <sup>2</sup> ) over 4cm <sup>2</sup>	Target psPDn (W/m <sup>2</sup> ) over 4cm <sup>2</sup>	Deviation (dB)	Delta ±16%	Measured psPDtot (W/m <sup>2</sup> ) over 4cm <sup>2</sup>	Normalized to 20 dBm (W/m <sup>2</sup> ) over 4cm <sup>2</sup>	Target psPDtot (W/m <sup>2</sup> ) over 4cm <sup>2</sup>	Deviation (dB)	Delta ±16%	Plot
10	1015	9/5/2024	19.00	93.30	0.30	46.0	57.9	58.8	-0.07	-2%	46.2	58.1	59.1	-0.07	-2%	
10	1015	9/5/2024	19.00	93.30	0.30	41.0	51.6	58.8	-0.57	-12%	41.1	51.7	59.1	-0.58	-12%	88
10	1015	9/5/2024	19.00	93.30	0.30	41.6	52.4	58.8	-0.50	-11%	41.7	52.5	59.1	-0.52	-11%	
10	1015	9/5/2024	19.00	93.30	0.30	43.7	55.0	58.8	-0.29	-6%	43.8	55.1	59.1	-0.30	-7%	
10	1015	9/5/2024	19.00	93.30	0.30	41.8	52.6	58.8	-0.48	-11%	41.9	52.7	59.1	-0.49	-11%	
10	1015	9/5/2024	17.00	93.30	0.30	31.9	63.6	58.8	0.34	8%	32.0	63.8	59.1	0.33	8%	
10	1015	9/5/2024	20.00	93.30	0.30	53.1	53.1	58.8	-0.44	-10%	53.2	53.2	59.1	-0.46	-10%	
10	1015	9/5/2024	20.00	93.30	0.30	51.9	51.9	58.8	-0.54	-12%	52.1	52.1	59.1	-0.55	-12%	
10	1015	9/5/2024	17.00	93.30	0.30	25.9	51.7	58.8	-0.56	-12%	26.0	51.9	59.1	-0.57	-12%	
10	1015	9/5/2024	19.00	93.30	0.30	44.1	55.5	57.6	-0.16	-4%	44.3	55.8	57.9	-0.16	-4%	
10	1015	9/5/2024	19.00	93.30	0.30	40.8	51.4	57.6	-0.50	-11%	41.0	51.6	57.9	-0.50	-11%	
10	1015	9/5/2024	19.00	93.30	0.30	40.2	50.6	57.6	-0.56	-12%	40.4	50.8	57.9	-0.56	-12%	89
10	1015	9/5/2024	19.00	93.30	0.30	41.8	52.6	57.6	-0.39	-9%	42.0	52.9	57.9	-0.40	-9%	
10	1015	9/5/2024	19.00	93.30	0.30	41.8	52.6	57.6	-0.39	-9%	41.9	52.7	57.9	-0.41	-9%	
10	1015	9/5/2024	17.00	93.30	0.30	28.4	56.7	57.6	-0.07	-2%	28.6	57.0	57.9	-0.06	-1%	
10	1015	9/5/2024	17.00	93.30	0.30	27.5	54.9	57.6	-0.21	-5%	27.6	55.1	57.9	-0.22	-5%	
10	1015	9/5/2024	20.00	93.30	0.30	55.8	55.8	57.6	-0.14	-3%	56.0	56.0	57.9	-0.15	-3%	
10	1015	9/5/2024	20.00	93.30	0.30	55.1	55.1	57.6	-0.19	-4%	55.3	55.3	57.9	-0.20	-5%	
10	1015	9/5/2024	19.00	93.30	0.30	40.8	51.4	57.6	-0.50	-11%	41.0	51.6	57.9	-0.50	-11%	

## 9. Conducted Output Power Measurements

Power measurements were performed in accordance with the device’s two power modes, Mode A and Mode B for each antenna. Mode A power is used when the device is used against the user’s head. Mode B power is used when the device is used in a Body-worn/Hotspot configuration by the user.

The selection between antennas in the application is based on RSSI based antenna selection. The full details of power selections are described in the operational description. Refer to Sec. 7 and Sec. 10 for details of the testing. Test reductions have applied accordingly following the SAR KDB Procedure for the supported wireless technologies of the DUT. This is noted in detail for each technology in their respective Sections.

The Maximum Output Power already includes component uncertainty. KDB 447498 sec.4.1.(d) at the maximum rated output power and within the tune-up tolerance range specified for the product, but not more than 2 dB lower than the maximum tune-up tolerance limit.

Two different powers are being displayed in this section:

- Target Output Power = Power not including uncertainty
- Maximum Output Power = Power of target + uncertainty.

### 9.1. GSM

**Per KDB 941225 D01 3G SAR Procedures:**

SAR test reduction for GPRS and EDGE modes is determined by the source-based time-averaged output power specified for production units, including tune-up tolerance. The data mode with highest specified time-averaged output power should be tested for SAR compliance in the applicable exposure conditions. For modes with the same specified maximum output power and tolerance, the higher number time-slot configuration should be tested.

When different maximum output power applies to GSM voice or GPRS/EDGE time slots, GSM voice and GPRS/EDGE time slots should be tested separately to determine compliance by summing the corresponding reported SAR.

The GMSK EDGE configurations are grouped with GPRS and considered with respect to time-averaged maximum output power to determine compliance

**Per October 2013 TCB Workshop:**

When the maximum frame-averaged powers levels are within 0.25 dB of each other, test the configuration with the greatest number of time slots.

**Maximum Output Power for GSM**

SAR is not required for EDGE (8PSK) mode because the maximum output power is ≤ 1/4dB higher than GPRS/EDGE (GMSK) or the adjusted SAR of the highest reported SAR of GPRS/EDGE (GMSK) is ≤ 1.2W/kg.

RF Air interface	Mode	Maximum Output Power (dBm)							
		ANT1		ANT2		ANT3		ANT4	
		Mode A	Mode B	Mode A	Mode B	Mode A	Mode B	Mode A	Mode B
GSM850	Voice/GPRS (1 slot)	33.5	33.5	32.5	32.5				
	GPRS 2 slots	32.5	32.5	29.5	31.5				
	EGPRS 1 slot	28.0	28.0	27.0	27.0				
	EGPRS 2 slots	27.0	27.0	26.0	26.0				
GSM1900	Voice/GPRS (1 slot)	32.0	28.6	28.8	28.6	31.3	30.8	25.8	27.5
	GPRS 2 slots	30.5	25.6	25.8	25.6	28.3	27.8	22.8	24.5
	EGPRS 1 slot	27.0	27.0	24.0	24.0	26.5	26.5	24.0	24.0
	EGPRS 2 slots	26.0	25.6	23.0	23.0	25.5	25.5	22.8	23.0



**GSM850 Measured Results (ANT1)**

Mode	Coding Scheme	Time Slots	Ch No.	Freq. (MHz)	Mode A Power (dBm)				Mode B Power (dBm)			
					Measured		Max Power		Measured		Max Power	
					Burst Pwr	Frame Pwr	Burst Pwr	Frame Pwr	Burst Pwr	Frame Pwr	Burst Pwr	Frame Pwr
GPRS/EDGE (GMSK)	CS1	1	128	824.2	32.8	23.7	33.5	24.5	32.8	23.7	33.5	24.5
			190	836.6	32.7	23.6			32.7	23.6		
			251	848.8	32.6	23.5			32.6	23.5		
		2	128	824.2	31.5	25.5	32.5	26.5	31.5	25.5	32.5	26.5
			190	836.6	31.9	25.9			31.9	25.9		
			251	848.8	31.8	25.8			31.8	25.8		
EDGE (8PSK)	MCS5	1	128	824.2	27.1	18.1	28.0	19.0	27.1	18.1	28.0	19.0
			190	836.6	27.3	18.2			27.3	18.2		
			251	848.8	27.2	18.2			27.2	18.2		
		2	128	824.2	26.2	20.1	27.0	21.0	26.1	20.1	27.0	21.0
			190	836.6	26.1	20.1			26.2	20.1		
			251	848.8	26.2	20.1			26.2	20.2		

**Notes:**

Based on the Maximum Output Power, GPRS/EDGE (GMSK) mode with 2 time slots for Mode A and Mode B have maximum frame-averaged power.

**GSM850 Measured Results (ANT2)**

Mode	Coding Scheme	Time Slots	Ch No.	Freq. (MHz)	Mode A Power (dBm)				Mode B Power (dBm)			
					Measured		Max Power		Measured		Max Power	
					Burst Pwr	Frame Pwr	Burst Pwr	Frame Pwr	Burst Pwr	Frame Pwr	Burst Pwr	Frame Pwr
GPRS/EDGE (GMSK)	CS1	1	128	824.2	31.3	22.3	32.5	23.5	31.3	22.3	32.5	23.5
			190	836.6	31.4	22.3			31.4	22.3		
			251	848.8	31.5	22.4			31.5	22.4		
		2	128	824.2	28.2	22.2	29.5	23.5	30.5	24.5	31.5	25.5
			190	836.6	28.4	22.4			30.3	24.3		
			251	848.8	28.5	22.5			30.5	24.5		
EDGE (8PSK)	MCS5	1	128	824.2	25.6	16.6	27.0	18.0	25.6	16.6	27.0	18.0
			190	836.6	25.6	16.6			25.6	16.6		
			251	848.8	25.8	16.8			25.8	16.8		
		2	128	824.2	24.6	18.6	26.0	20.0	24.6	18.6	26.0	20.0
			190	836.6	24.5	18.5			24.5	18.5		
			251	848.8	24.7	18.7			24.7	18.7		

**Notes:**

Based on the Maximum Output Power, GPRS/EDGE (GMSK) mode with 2 time slots for Mode A and Mode B have maximum frame-averaged power.

**GSM1900 Measured Results (ANT1)**

Mode	Coding Scheme	Time Slots	Ch No.	Freq. (MHz)	Mode A Power (dBm)				Mode B Power (dBm)			
					Measured		Max Power		Measured		Max Power	
					Burst Pwr	Frame Pwr	Burst Pwr	Frame Pwr	Burst Pwr	Frame Pwr	Burst Pwr	Frame Pwr
GPRS/EDGE (GMSK)	CS1	1	512	1850.2	31.7	22.7	32.0	23.0	28.6	19.5	28.6	19.6
			661	1880.0	31.5	22.5			28.6	19.5		
			810	1909.8	31.7	22.7			28.4	19.3		
		2	512	1850.2	29.1	23.1	30.5	24.5	24.9	18.8	25.6	19.6
			661	1880.0	29.2	23.2			24.8	18.8		
			810	1909.8	29.7	23.6			24.6	18.6		
EDGE (8PSK)	MCS5	1	512	1850.2	26.8	17.7	27.0	18.0	26.8	17.7	27.0	18.0
			661	1880.0	26.7	17.7			26.7	17.7		
			810	1909.8	26.7	17.7			26.7	17.7		
		2	512	1850.2	25.6	19.6	26.0	20.0	25.6	19.6	25.6	19.6
			661	1880.0	25.6	19.6			25.6	19.6		
			810	1909.8	25.3	19.3			25.3	19.3		

**Notes:**

Based on the Maximum Output Power, GPRS/EDGE (GMSK) mode with 2 time slots for Mode A and Mode B have maximum frame-averaged power.

**GSM1900 Measured Results (ANT2)**

Mode	Coding Scheme	Time Slots	Ch No.	Freq. (MHz)	Mode A Power (dBm)				Mode B Power (dBm)			
					Measured		Max Power		Measured		Max Power	
					Burst Pwr	Frame Pwr	Burst Pwr	Frame Pwr	Burst Pwr	Frame Pwr	Burst Pwr	Frame Pwr
GPRS/EDGE (GMSK)	CS1	1	512	1850.2	28.1	19.1	28.8	19.8	28.1	19.1	28.6	19.6
			661	1880.0	28.2	19.2			28.2	19.2		
			810	1909.8	28.2	19.2			28.2	19.2		
		2	512	1850.2	24.3	18.3	25.8	19.8	24.3	18.3	25.6	19.6
			661	1880.0	24.3	18.3			24.3	18.3		
			810	1909.8	24.5	18.5			24.0	18.0		
EDGE (8PSK)	MCS5	1	512	1850.2	23.5	14.5	24.0	15.0	23.5	14.5	24.0	15.0
			661	1880.0	23.2	14.2			23.2	14.2		
			810	1909.8	23.4	14.3			23.4	14.3		
		2	512	1850.2	22.1	16.1	23.0	17.0	22.1	16.1	23.0	17.0
			661	1880.0	22.2	16.2			22.2	16.2		
			810	1909.8	22.3	16.3			22.3	16.3		

**Notes:**

Based on the Maximum Output Power, GPRS/EDGE (GMSK) mode with 2 time slots for Mode A and Mode B have maximum frame-averaged power.

**GSM1900 Measured Results (ANT3)**

Mode	Coding Scheme	Time Slots	Ch No.	Freq. (MHz)	Mode A Power (dBm)				Mode B Power (dBm)			
					Measured		Max Power		Measured		Max Power	
					Burst Pwr	Frame Pwr	Burst Pwr	Frame Pwr	Burst Pwr	Frame Pwr	Burst Pwr	Frame Pwr
GPRS/EDGE (GMSK)	CS1	1	512	1850.2	31.1	22.1	31.3	22.3	30.8	21.7	30.8	21.8
			661	1880.0	31.3	22.3			30.5	21.4		
			810	1909.8	31.3	22.3			30.7	21.7		
		2	512	1850.2	27.1	21.1	28.3	22.3	27.5	21.5	27.8	21.8
			661	1880.0	27.2	21.2			26.8	20.7		
			810	1909.8	27.1	21.0			26.7	20.7		
EDGE (8PSK)	MCS5	1	512	1850.2	26.4	17.3	26.5	17.5	26.4	17.3	26.5	17.5
			661	1880.0	26.4	17.4			26.4	17.4		
			810	1909.8	26.2	17.2			26.5	17.5		
		2	512	1850.2	25.3	19.2	25.5	19.5	25.3	19.2	25.5	19.5
			661	1880.0	25.3	19.3			25.3	19.3		
			810	1909.8	25.5	19.5			25.5	19.5		

**Notes:**

Based on the Maximum Output Power, GPRS/EDGE (GMSK) mode with 2 time slots for Mode A and Mode B have maximum frame-averaged power.

**GSM1900 Measured Results (ANT4)**

Mode	Coding Scheme	Time Slots	Ch No.	Freq. (MHz)	Mode A Power (dBm)				Mode B Power (dBm)			
					Measured		Max Power		Measured		Max Power	
					Burst Pwr	Frame Pwr	Burst Pwr	Frame Pwr	Burst Pwr	Frame Pwr	Burst Pwr	Frame Pwr
GPRS/EDGE (GMSK)	CS1	1	512	1850.2	25.7	16.7	25.8	16.8	27.5	18.5	27.5	18.5
			661	1880.0	25.8	16.8			27.5	18.5		
			810	1909.8	25.8	16.8			27.5	18.5		
		2	512	1850.2	22.0	16.0	22.8	16.8	23.8	17.8	24.5	18.5
			661	1880.0	21.7	15.7			23.5	17.5		
			810	1909.8	22.0	16.0			23.8	17.8		
EDGE (8PSK)	MCS5	1	512	1850.2	23.4	14.3	24.0	15.0	23.4	14.3	24.0	15.0
			661	1880.0	23.7	14.7			23.7	14.7		
			810	1909.8	23.8	14.8			23.8	14.8		
		2	512	1850.2	22.6	16.6	22.8	16.8	22.6	16.6	23.0	17.0
			661	1880.0	22.3	16.2			22.3	16.2		
			810	1909.8	22.5	16.5			22.5	16.5		

**Notes:**

Based on the Maximum Output Power, GPRS/EDGE (GMSK) mode with 2 time slots for Mode A and Mode B have maximum frame-averaged power.

## 9.2. W-CDMA

### Per KDB 941225 D01 3G SAR Procedures for W-CDMA:

Maximum output power is verified on the high, middle and low channels and using the appropriate 12.2 kbps RMC with TPC (transmit power control) set to all "1's"

### Release 99 Setup Procedures used to establish the test signals

The following tests were completed according to the test requirements outlined in section 5.2 of the 3GPP TS34.121-1. A summary of these settings is illustrated below:

Mode	Subtest	Rel99
WCDMA General Settings	Loopback Mode	Test Mode 2
	Rel99 RMC	12.2kbps RMC
	Power Control Algorithm	Algorithm2
	βc/βd	8/15

### Maximum Output Power for W-CDMA

SAR measurement is not required for the HSDPA, HSUPA, DC-HSDPA and HSPA+. When primary mode and the adjusted SAR is ≤ 1.2 W/kg and secondary mode is ≤ ¼ dB higher than the primary mode

RF Air interface	Mode	Maximum Output Power (dBm)							
		ANT1		ANT2		ANT3		ANT4	
		Mode A	Mode B	Mode A	Mode B	Mode A	Mode B	Mode A	Mode B
W-CDMA Band 2	R99	24.5	19.6	19.8	19.6	22.3	21.8	16.8	18.5
	HSDPA	24.5	19.6	19.8	19.6	22.3	21.8	16.8	18.5
	HSUPA	24.5	19.6	19.8	19.6	22.3	21.8	16.8	18.5
	DC-HSDPA	24.5	19.6	19.8	19.6	22.3	21.8	16.8	18.5
	HSPA +	24.5	19.6	19.8	19.6	22.3	21.8	16.8	18.5
W-CDMA Band 4	R99	24.2	20.0	18.1	18.3	21.6	22.1	18.2	20.0
	HSDPA	24.2	20.0	18.1	18.3	21.6	22.1	18.2	20.0
	HSUPA	24.2	20.0	18.1	18.3	21.6	22.1	18.2	20.0
	DC-HSDPA	24.2	20.0	18.1	18.3	21.6	22.1	18.2	20.0
	HSPA +	24.2	20.0	18.1	18.3	21.6	22.1	18.2	20.0
W-CDMA Band 5	R99	25.7	25.7	23.5	25.2				
	HSDPA	25.7	25.7	23.5	25.2				
	HSUPA	25.7	25.7	23.5	25.2				
	DC-HSDPA	25.7	25.7	23.5	25.2				
	HSPA +	25.7	25.7	23.5	25.2				

**W-CDMA Band 2 Measured Results (ANT1)**

Mode		UL Ch No.	Freq. (MHz)	Mode A Power (dBm)			Mode B Power (dBm)		
				Measured Pwr	MPR	Max Power	Measured Pwr	MPR	Max Power
Release 99	Rel 99 (RMC, 12.2 kbps)	9262	1852.4	23.9	N/A	24.5	19.1	N/A	19.6
		9400	1880.0	23.7			19.1		
		9538	1907.6	23.6			19.1		
HSDPA	Subtest 1	9262	1852.4	23.1	0	24.5	18.6	0	19.6
		9400	1880.0	23.0			18.6		
		9538	1907.6	22.9			18.4		
	Subtest 2	9262	1852.4	23.0	0	24.5	18.6	0	19.6
		9400	1880.0	23.0			18.5		
		9538	1907.6	22.9			18.4		
	Subtest 3	9262	1852.4	22.5	0.5	24.0	18.1	0.5	19.1
		9400	1880.0	22.5			18.1		
		9538	1907.6	22.5			17.9		
	Subtest 4	9262	1852.4	22.6	0.5	24.0	18.0	0.5	19.1
		9400	1880.0	22.5			18.0		
		9538	1907.6	22.4			18.0		
HSUPA	Subtest 1	9262	1852.4	23.0	0	24.5	18.6	0	19.6
		9400	1880.0	22.9			18.5		
		9538	1907.6	22.8			18.4		
	Subtest 2	9262	1852.4	21.1	2	22.5	16.7	2	17.6
		9400	1880.0	20.9			16.5		
		9538	1907.6	20.9			16.4		
	Subtest 3	9262	1852.4	23.0	1	23.5	17.5	1	18.6
		9400	1880.0	23.0			17.4		
		9538	1907.6	21.8			17.3		
	Subtest 4	9262	1852.4	21.1	2	22.5	16.5	2	17.6
		9400	1880.0	20.9			16.4		
		9538	1907.6	20.9			16.4		
	Subtest 5	9262	1852.4	23.1	0	24.5	18.5	0	19.6
		9400	1880.0	23.0			18.5		
		9538	1907.6	22.8			18.4		
DC-HSDPA	Subtest 1	9262	1852.4	23.1	0	24.5	18.5	0	19.6
		9400	1880.0	23.0			18.5		
		9538	1907.6	22.9			18.5		
	Subtest 2	9262	1852.4	23.0	0	24.5	18.5	0	19.6
		9400	1880.0	23.0			18.5		
		9538	1907.6	22.9			18.4		
	Subtest 3	9262	1852.4	22.6	0.5	24.0	18.0	0.5	19.1
		9400	1880.0	22.5			18.0		
		9538	1907.6	22.4			18.0		
	Subtest 4	9262	1852.4	22.6	0.5	24.0	18.0	0.5	19.1
		9400	1880.0	22.5			18.1		
		9538	1907.6	22.5			17.9		
HSPA+	Subtest 1	9262	1852.4	22.0	2.5	22.0	17.1	2.5	17.1
		9400	1880.0	22.0			17.0		
		9538	1907.6	21.9			17.0		

**W-CDMA Band 2 Measured Results (ANT2)**

Mode		UL Ch No.	Freq. (MHz)	Mode A Power (dBm)			Mode B Power (dBm)		
				Measured Pwr	MPR	Max Power	Measured Pwr	MPR	Max Power
Release 99	Rel 99 (RMC, 12.2 kbps)	9262	1852.4	19.0	N/A	19.8	18.8	N/A	19.6
		9400	1880.0	19.0			18.7		
		9538	1907.6	18.9			18.7		
HSDPA	Subtest 1	9262	1852.4	18.2	0	19.8	17.9	0	19.6
		9400	1880.0	18.3			17.9		
		9538	1907.6	18.2			17.9		
	Subtest 2	9262	1852.4	18.2	0	19.8	17.9	0	19.6
		9400	1880.0	18.2			17.9		
		9538	1907.6	18.1			17.9		
	Subtest 3	9262	1852.4	17.7	0.5	19.3	17.4	0.5	19.1
		9400	1880.0	17.7			17.4		
		9538	1907.6	17.6			17.4		
	Subtest 4	9262	1852.4	17.6	0.5	19.3	17.4	0.5	19.1
		9400	1880.0	17.7			17.4		
		9538	1907.6	17.6			17.3		
HSUPA	Subtest 1	9262	1852.4	18.1	0	19.8	17.9	0	19.6
		9400	1880.0	18.2			17.9		
		9538	1907.6	18.1			17.9		
	Subtest 2	9262	1852.4	16.2	2	17.8	15.9	2	17.6
		9400	1880.0	16.2			15.9		
		9538	1907.6	16.1			15.8		
	Subtest 3	9262	1852.4	17.2	1	18.8	16.9	1	18.6
		9400	1880.0	17.2			16.9		
		9538	1907.6	17.1			16.9		
	Subtest 4	9262	1852.4	16.2	2	17.8	15.9	2	17.6
		9400	1880.0	16.2			15.9		
		9538	1907.6	16.1			15.9		
	Subtest 5	9262	1852.4	18.7	0	19.8	18.5	0	19.6
		9400	1880.0	18.8			18.5		
		9538	1907.6	18.7			18.4		
DC-HSDPA	Subtest 1	9262	1852.4	18.2	0	19.8	17.9	0	19.6
		9400	1880.0	18.2			17.9		
		9538	1907.6	18.1			17.8		
	Subtest 2	9262	1852.4	18.1	0	19.8	17.9	0	19.6
		9400	1880.0	18.1			17.9		
		9538	1907.6	18.1			17.8		
	Subtest 3	9262	1852.4	17.6	0.5	19.3	17.4	0.5	19.1
		9400	1880.0	17.7			17.4		
		9538	1907.6	17.6			17.3		
	Subtest 4	9262	1852.4	17.6	0.5	19.3	17.4	0.5	19.1
		9400	1880.0	17.7			17.4		
		9538	1907.6	17.5			17.3		
HSPA+	Subtest 1	9262	1852.4	18.2	2.5	19.8	16.9	2.5	17.1
		9400	1880.0	18.2			16.9		
		9538	1907.6	18.1			16.8		

**W-CDMA Band 2 Measured Results (ANT3)**

Mode		UL Ch No.	Freq. (MHz)	Mode A Power (dBm)			Mode B Power (dBm)		
				Measured Power	MPR	Max Power	Measured Power	MPR	Max Power
Release 99	Rel 99 (RMC, 12.2 kbps)	9262	1852.4	21.6	N/A	22.3	21.4	N/A	21.8
		9400	1880.0	21.6			21.5		
		9538	1907.6	21.5			21.4		
HSDPA	Subtest 1	9262	1852.4	21.2	0	22.3	21.1	0	21.8
		9400	1880.0	21.1			21.0		
		9538	1907.6	21.1			21.0		
	Subtest 2	9262	1852.4	21.2	0	22.3	21.1	0	21.8
		9400	1880.0	21.1			21.0		
		9538	1907.6	21.1			21.0		
	Subtest 3	9262	1852.4	20.6	0.5	21.8	20.6	0.5	21.3
		9400	1880.0	20.5			20.4		
		9538	1907.6	20.6			20.5		
	Subtest 4	9262	1852.4	20.7	0.5	21.8	20.6	0.5	21.3
		9400	1880.0	20.5			20.5		
		9538	1907.6	20.6			20.5		
HSUPA	Subtest 1	9262	1852.4	21.2	0	22.3	21.1	0	21.8
		9400	1880.0	21.0			21.0		
		9538	1907.6	21.1			21.0		
	Subtest 2	9262	1852.4	19.2	2	20.3	19.1	2	19.8
		9400	1880.0	19.0			18.9		
		9538	1907.6	19.0			18.9		
	Subtest 3	9262	1852.4	20.2	1	21.3	20.1	1	20.8
		9400	1880.0	20.0			19.9		
		9538	1907.6	20.0			19.9		
	Subtest 4	9262	1852.4	19.2	2	20.3	19.1	2	19.8
		9400	1880.0	19.0			18.9		
		9538	1907.6	19.1			19.0		
	Subtest 5	9262	1852.4	20.8	0	22.3	20.7	0	21.8
		9400	1880.0	20.6			20.5		
		9538	1907.6	20.6			20.5		
DC-HSDPA	Subtest 1	9262	1852.4	21.2	0	22.3	21.1	0	21.8
		9400	1880.0	21.1			21.0		
		9538	1907.6	21.1			21.0		
	Subtest 2	9262	1852.4	21.2	0	22.3	21.1	0	21.8
		9400	1880.0	21.1			21.0		
		9538	1907.6	21.1			21.0		
	Subtest 3	9262	1852.4	20.7	0.5	21.8	20.6	0.5	21.3
		9400	1880.0	20.6			20.5		
		9538	1907.6	20.6			20.5		
	Subtest 4	9262	1852.4	20.7	0.5	21.8	20.6	0.5	21.3
		9400	1880.0	20.6			20.5		
		9538	1907.6	20.6			20.5		
HSPA+	Subtest 1	9262	1852.4	21.2	2.5	22.3	21.1	2.5	21.8
		9400	1880.0	21.3			21.0		
		9538	1907.6	21.1			21.1		

**W-CDMA Band 2 Measured Results (ANT4)**

Mode		UL Ch No.	Freq. (MHz)	Mode A Power (dBm)			Mode B Power (dBm)		
				Measured Pwr	MPR	Max Power	Measured Pwr	MPR	Max Power
Release 99	Rel 99 (RMC, 12.2 kbps)	9262	1852.4	16.1	N/A	16.8	17.6	N/A	18.5
		9400	1880.0	16.2			17.7		
		9538	1907.6	16.3			17.5		
HSDPA	Subtest 1	9262	1852.4	15.4	0	16.8	17.3	0	18.5
		9400	1880.0	15.5			17.4		
		9538	1907.6	15.2			17.2		
	Subtest 2	9262	1852.4	15.4	0	16.8	17.3	0	18.5
		9400	1880.0	15.5			17.4		
		9538	1907.6	15.3			17.2		
	Subtest 3	9262	1852.4	14.9	0.5	16.3	16.8	0.5	18.0
		9400	1880.0	15.0			16.9		
		9538	1907.6	14.8			16.7		
	Subtest 4	9262	1852.4	14.9	0.5	16.3	16.8	0.5	18.0
		9400	1880.0	15.0			16.9		
		9538	1907.6	14.8			16.7		
HSUPA	Subtest 1	9262	1852.4	15.4	0	16.8	17.3	0	18.5
		9400	1880.0	15.5			17.3		
		9538	1907.6	15.2			17.2		
	Subtest 2	9262	1852.4	13.4	2	14.8	15.3	2	16.5
		9400	1880.0	13.4			15.3		
		9538	1907.6	13.2			15.1		
	Subtest 3	9262	1852.4	14.3	1	15.8	16.2	1	17.5
		9400	1880.0	14.4			16.3		
		9538	1907.6	14.2			16.1		
	Subtest 4	9262	1852.4	13.4	2	14.8	15.2	2	16.5
		9400	1880.0	13.4			15.3		
		9538	1907.6	13.3			15.1		
	Subtest 5	9262	1852.4	15.4	0	16.8	17.3	0	18.5
		9400	1880.0	15.4			17.4		
		9538	1907.6	15.2			17.1		
DC-HSDPA	Subtest 1	9262	1852.4	15.3	0	16.8	17.2	0	18.5
		9400	1880.0	15.4			17.3		
		9538	1907.6	15.2			17.1		
	Subtest 2	9262	1852.4	15.3	0	16.8	17.2	0	18.5
		9400	1880.0	15.5			17.3		
		9538	1907.6	15.2			17.1		
	Subtest 3	9262	1852.4	14.9	0.5	16.3	17.2	0.5	18.0
		9400	1880.0	15.0			17.3		
		9538	1907.6	14.7			17.1		
	Subtest 4	9262	1852.4	14.9	0.5	16.3	17.3	0.5	18.0
		9400	1880.0	14.9			17.3		
		9538	1907.6	14.7			17.1		
HSPA+	Subtest 1	9262	1852.4	14.3	2.5	14.3	16.0	2.5	16.0
		9400	1880.0	14.1			15.9		
		9538	1907.6	14.1			15.8		

**W-CDMA Band 4 Measured Results (ANT1)**

Mode		UL Ch No.	Freq. (MHz)	Mode A Power (dBm)			Mode B Power (dBm)		
				Measured Pwr	MPR	Max Power	Measured Pwr	MPR	Max Power
Release 99	Rel 99 (RMC, 12.2 kbps)	1312	1712.4	23.6	N/A	24.2	19.0	N/A	20.0
		1413	1732.6	23.5			19.0		
		1513	1752.6	23.5			19.0		
HSDPA	Subtest 1	1312	1712.4	22.6	0	24.2	18.4	0	20.0
		1413	1732.6	22.5			18.3		
		1513	1752.6	22.6			18.3		
	Subtest 2	1312	1712.4	22.6	0	24.2	18.4	0	20.0
		1413	1732.6	22.5			18.3		
		1513	1752.6	22.6			18.4		
	Subtest 3	1312	1712.4	22.1	0.5	23.7	17.9	0.5	19.5
		1413	1732.6	22.0			17.8		
		1513	1752.6	22.1			17.8		
	Subtest 4	1312	1712.4	22.1	0.5	23.7	17.9	0.5	19.5
		1413	1732.6	22.0			17.8		
		1513	1752.6	22.1			17.8		
HSUPA	Subtest 1	1312	1712.4	22.6	0	24.2	18.4	0	20.0
		1413	1732.6	22.5			18.3		
		1513	1752.6	22.5			18.3		
	Subtest 2	1312	1712.4	20.6	2	22.2	16.4	2	18.0
		1413	1732.6	20.5			16.3		
		1513	1752.6	20.6			16.3		
	Subtest 3	1312	1712.4	21.6	1	23.2	17.4	1	19.0
		1413	1732.6	21.5			17.3		
		1513	1752.6	21.6			17.3		
	Subtest 4	1312	1712.4	20.7	2	22.2	16.5	2	18.0
		1413	1732.6	20.5			16.3		
		1513	1752.6	20.6			16.4		
	Subtest 5	1312	1712.4	22.7	0	24.2	18.4	0	20.0
		1413	1732.6	22.6			18.4		
		1513	1752.6	22.6			18.5		
DC-HSDPA	Subtest 1	1312	1712.4	22.6	0	24.2	18.4	0	20.0
		1413	1732.6	22.6			18.3		
		1513	1752.6	22.6			18.4		
	Subtest 2	1312	1712.4	22.6	0	24.2	18.4	0	20.0
		1413	1732.6	22.5			18.3		
		1513	1752.6	22.6			18.4		
	Subtest 3	1312	1712.4	22.1	0.5	23.7	17.9	0.5	19.5
		1413	1732.6	22.0			17.8		
		1513	1752.6	22.1			17.9		
	Subtest 4	1312	1712.4	22.1	0.5	23.7	17.9	0.5	19.5
		1413	1732.6	22.0			17.8		
		1513	1752.6	22.1			17.9		
HSPA+	Subtest 1	1312	1712.4	21.6	2.5	21.7	17.4	2.5	17.5
		1413	1732.6	21.5			17.3		
		1513	1752.6	21.6			17.4		



**W-CDMA Band 4 Measured Results (ANT2)**

Mode		UL Ch No.	Freq. (MHz)	Mode A Power (dBm)			Mode B Power (dBm)		
				Measured Pwr	MPR	Max Power	Measured Pwr	MPR	Max Power
Release 99	Rel 99 (RMC, 12.2 kbps)	1312	1712.4	17.1	N/A	18.1	17.3	N/A	18.3
		1413	1732.6	17.1			17.4		
		1513	1752.6	17.1			17.3		
HSDPA	Subtest 1	1312	1712.4	16.3	0	18.1	16.7	0	18.3
		1413	1732.6	16.4			16.7		
		1513	1752.6	16.4			16.7		
	Subtest 2	1312	1712.4	16.4	0	18.1	16.7	0	18.3
		1413	1732.6	16.4			16.7		
		1513	1752.6	16.4			16.7		
	Subtest 3	1312	1712.4	15.9	0.5	17.6	16.2	0.5	17.8
		1413	1732.6	15.9			16.2		
		1513	1752.6	15.9			16.2		
	Subtest 4	1312	1712.4	15.8	0.5	17.6	16.2	0.5	17.8
		1413	1732.6	15.9			16.2		
		1513	1752.6	15.9			16.2		
HSUPA	Subtest 1	1312	1712.4	16.4	0	18.1	16.7	0	18.3
		1413	1732.6	16.4			16.7		
		1513	1752.6	16.4			16.7		
	Subtest 2	1312	1712.4	14.3	2	16.1	14.6	2	16.3
		1413	1732.6	14.4			14.7		
		1513	1752.6	14.4			14.7		
	Subtest 3	1312	1712.4	15.3	1	17.1	15.6	1	17.3
		1413	1732.6	15.3			15.7		
		1513	1752.6	15.3			15.7		
	Subtest 4	1312	1712.4	14.4	2	16.1	14.7	2	16.3
		1413	1732.6	14.3			14.7		
		1513	1752.6	14.3			14.7		
	Subtest 5	1312	1712.4	16.9	0	18.1	17.2	0	18.3
		1413	1732.6	16.9			17.3		
		1513	1752.6	16.9			17.3		
DC-HSDPA	Subtest 1	1312	1712.4	16.4	0	18.1	16.7	0	18.3
		1413	1732.6	16.5			16.8		
		1513	1752.6	16.4			16.7		
	Subtest 2	1312	1712.4	16.4	0	18.1	16.7	0	18.3
		1413	1732.6	16.4			16.7		
		1513	1752.6	16.4			16.7		
	Subtest 3	1312	1712.4	15.9	0.5	17.6	16.2	0.5	17.8
		1413	1732.6	15.9			16.2		
		1513	1752.6	15.9			16.2		
	Subtest 4	1312	1712.4	15.9	0.5	17.6	16.2	0.5	17.8
		1413	1732.6	15.9			16.2		
		1513	1752.6	15.9			16.2		
HSPA+	Subtest 1	1312	1712.4	15.6	2.5	15.6	15.8	2.5	15.8
		1413	1732.6	15.4			15.6		
		1513	1752.6	15.4			15.8		

**W-CDMA Band 4 Measured Results (ANT3)**

Mode		UL Ch No.	Freq. (MHz)	Mode A Power (dBm)			Mode B Power (dBm)		
				Measured Pwr	MPR	Max Power	Measured Pwr	MPR	Max Power
Release 99	Rel 99 (RMC, 12.2 kbps)	1312	1712.4	21.1	N/A	21.6	21.5	N/A	22.1
		1413	1732.6	21.0			21.3		
		1513	1752.6	20.7			21.2		
HSDPA	Subtest 1	1312	1712.4	20.3	0	21.6	20.7	0	22.1
		1413	1732.6	20.4			20.8		
		1513	1752.6	20.5			20.9		
	Subtest 2	1312	1712.4	20.3	0	21.6	20.7	0	22.1
		1413	1732.6	20.4			20.8		
		1513	1752.6	20.4			20.8		
	Subtest 3	1312	1712.4	19.8	0.5	21.1	20.1	0.5	21.6
		1413	1732.6	19.9			20.3		
		1513	1752.6	19.9			20.3		
	Subtest 4	1312	1712.4	19.7	0.5	21.1	20.1	0.5	21.6
		1413	1732.6	19.9			20.3		
		1513	1752.6	19.9			20.3		
HSUPA	Subtest 1	1312	1712.4	20.3	0	21.6	20.7	0	22.1
		1413	1732.6	20.4			20.8		
		1513	1752.6	20.4			20.8		
	Subtest 2	1312	1712.4	18.3	2	19.6	18.7	2	20.1
		1413	1732.6	18.4			18.8		
		1513	1752.6	18.4			18.8		
	Subtest 3	1312	1712.4	19.3	1	20.6	20.7	1	21.1
		1413	1732.6	19.4			20.8		
		1513	1752.6	19.4			20.8		
	Subtest 4	1312	1712.4	18.3	2	19.6	18.7	2	20.1
		1413	1732.6	18.4			18.8		
		1513	1752.6	18.4			18.8		
	Subtest 5	1312	1712.4	19.9	0	21.6	20.7	0	22.1
		1413	1732.6	20.0			20.7		
		1513	1752.6	20.0			20.8		
DC-HSDPA	Subtest 1	1312	1712.4	20.3	0	21.6	20.7	0	22.1
		1413	1732.6	20.4			20.8		
		1513	1752.6	20.5			20.9		
	Subtest 2	1312	1712.4	20.3	0	21.6	20.6	0	22.1
		1413	1732.6	20.4			20.8		
		1513	1752.6	20.4			20.8		
	Subtest 3	1312	1712.4	19.8	0.5	21.1	20.1	0.5	21.6
		1413	1732.6	19.9			20.2		
		1513	1752.6	19.9			20.3		
	Subtest 4	1312	1712.4	19.8	0.5	21.1	20.2	0.5	21.6
		1413	1732.6	19.9			20.3		
		1513	1752.6	19.9			20.3		
HSPA+	Subtest 1	1312	1712.4	20.3	2.5	21.6	20.6	2.5	22.1
		1413	1732.6	20.4			20.8		
		1513	1752.6	20.4			20.8		

**W-CDMA Band 4 Measured Results (ANT4)**

Mode		UL Ch No.	Freq. (MHz)	Mode A Power (dBm)			Mode B Power (dBm)		
				Measured Pwr	MPR	Max Power	Measured Pwr	MPR	Max Power
Release 99	Rel 99 (RMC, 12.2 kbps)	1312	1712.4	17.6	N/A	18.2	19.6	N/A	20.0
		1413	1732.6	17.8			19.6		
		1513	1752.6	17.7			19.6		
HSDPA	Subtest 1	1312	1712.4	16.5	0	18.2	18.7	0	20.0
		1413	1732.6	16.6			18.8		
		1513	1752.6	16.8			19.0		
	Subtest 2	1312	1712.4	16.5	0	18.2	18.7	0	20.0
		1413	1732.6	16.7			18.8		
		1513	1752.6	16.8			19.0		
	Subtest 3	1312	1712.4	16.0	0.5	17.7	18.2	0.5	19.5
		1413	1732.6	16.1			18.4		
		1513	1752.6	16.3			18.5		
	Subtest 4	1312	1712.4	16.0	0.5	17.7	18.3	0.5	19.5
		1413	1732.6	16.1			18.4		
		1513	1752.6	16.3			18.5		
HSUPA	Subtest 1	1312	1712.4	16.5	0	18.2	18.7	0	20.0
		1413	1732.6	16.6			18.8		
		1513	1752.6	16.7			18.9		
	Subtest 2	1312	1712.4	14.5	2	16.2	16.7	2	18.0
		1413	1732.6	14.6			16.8		
		1513	1752.6	14.7			16.9		
	Subtest 3	1312	1712.4	15.5	1	17.2	17.7	1	19.0
		1413	1732.6	15.6			17.9		
		1513	1752.6	15.7			17.9		
	Subtest 4	1312	1712.4	14.5	2	16.2	16.7	2	18.0
		1413	1732.6	14.5			16.8		
		1513	1752.6	14.7			16.9		
	Subtest 5	1312	1712.4	16.5	0	18.2	18.7	0	20.0
		1413	1732.6	16.5			18.8		
		1513	1752.6	16.7			18.9		
DC-HSDPA	Subtest 1	1312	1712.4	16.5	0	18.2	18.7	0	20.0
		1413	1732.6	16.5			18.7		
		1513	1752.6	16.7			18.9		
	Subtest 2	1312	1712.4	16.5	0	18.2	18.7	0	20.0
		1413	1732.6	16.6			18.7		
		1513	1752.6	16.7			18.8		
	Subtest 3	1312	1712.4	16.0	0.5	17.7	18.2	0.5	19.5
		1413	1732.6	16.1			18.2		
		1513	1752.6	16.1			18.4		
	Subtest 4	1312	1712.4	16.0	0.5	17.7	18.2	0.5	19.5
		1413	1732.6	16.1			18.3		
		1513	1752.6	16.2			18.4		
HSPA+	Subtest 1	1312	1712.4	15.7	2.5	15.7	17.4	2.5	17.5
		1413	1732.6	15.5			17.3		
		1513	1752.6	15.6			17.4		

**W-CDMA Band 5 Measured Results (ANT1)**

Mode		UL Ch No.	Freq. (MHz)	Mode A Power (dBm)			Mode B Power (dBm)		
				Measured Pwr	MPR	Max Power	Measured Pwr	MPR	Max Power
Release 99	Rel 99 (RMC, 12.2 kbps)	4132	826.4	25.0	N/A	25.7	25.0	N/A	25.7
		4183	836.6	25.0			25.0		
		4233	846.6	25.0			25.0		
HSDPA	Subtest 1	4132	826.4	24.1	0	25.7	24.1	0	25.7
		4183	836.6	24.2			24.2		
		4233	846.6	24.2			24.2		
	Subtest 2	4132	826.4	24.1	0	25.7	24.1	0	25.7
		4183	836.6	24.2			24.2		
		4233	846.6	24.2			24.2		
	Subtest 3	4132	826.4	23.6	0.5	25.2	23.6	0.5	25.2
		4183	836.6	23.7			23.7		
		4233	846.6	23.7			23.7		
	Subtest 4	4132	826.4	23.6	0.5	25.2	23.6	0.5	25.2
		4183	836.6	23.7			23.7		
		4233	846.6	23.7			23.7		
HSUPA	Subtest 1	4132	826.4	24.1	0	25.7	24.1	0	25.7
		4183	836.6	24.2			24.2		
		4233	846.6	24.2			24.2		
	Subtest 2	4132	826.4	22.1	2	23.7	22.1	2	23.7
		4183	836.6	22.2			22.2		
		4233	846.6	22.2			22.2		
	Subtest 3	4132	826.4	23.1	1	24.7	23.1	1	24.7
		4183	836.6	23.2			23.2		
		4233	846.6	23.2			23.2		
	Subtest 4	4132	826.4	22.1	2	23.7	22.1	2	23.7
		4183	836.6	22.2			22.2		
		4233	846.6	22.2			22.2		
	Subtest 5	4132	826.4	23.7	0	25.7	23.7	0	25.7
		4183	836.6	23.7			23.7		
		4233	846.6	23.8			23.8		
DC-HSDPA	Subtest 1	4132	826.4	24.1	0	25.7	24.1	0	25.7
		4183	836.6	24.2			24.2		
		4233	846.6	24.2			24.2		
	Subtest 2	4132	826.4	24.1	0	25.7	24.1	0	25.7
		4183	836.6	24.2			24.2		
		4233	846.6	24.2			24.2		
	Subtest 3	4132	826.4	23.6	0.5	25.2	23.6	0.5	25.2
		4183	836.6	23.7			23.7		
		4233	846.6	23.7			23.7		
	Subtest 4	4132	826.4	23.6	0.5	25.2	23.6	0.5	25.2
		4183	836.6	23.7			23.7		
		4233	846.6	23.7			23.7		
HSPA+	Subtest 1	4132	826.4	23.2	2.5	23.2	23.2	2.5	23.2
		4183	836.6	23.2			23.2		
		4233	846.6	23.2			23.2		

**W-CDMA Band 5 Measured Results (ANT2)**

Mode		UL Ch No.	Freq. (MHz)	Mode A Power (dBm)			Mode B Power (dBm)		
				Measured Pwr	MPR	Max Power	Measured Pwr	MPR	Max Power
Release 99	Rel 99 (RMC, 12.2 kbps)	4132	826.4	22.5	N/A	23.5	24.2	N/A	25.2
		4183	836.6	22.3			24.0		
		4233	846.6	22.4			24.1		
HSDPA	Subtest 1	4132	826.4	21.7	0	23.5	23.4	0	25.2
		4183	836.6	21.5			23.2		
		4233	846.6	21.6			23.3		
	Subtest 2	4132	826.4	21.7	0	23.5	23.5	0	25.2
		4183	836.6	21.5			23.3		
		4233	846.6	21.6			23.2		
	Subtest 3	4132	826.4	21.3	0.5	23.0	22.9	0.5	24.7
		4183	836.6	21.1			22.8		
		4233	846.6	21.0			22.7		
	Subtest 4	4132	826.4	21.2	0.5	23.0	23.0	0.5	24.7
		4183	836.6	21.0			22.8		
		4233	846.6	21.1			22.7		
HSUPA	Subtest 1	4132	826.4	21.7	0	23.5	23.4	0	25.2
		4183	836.6	21.5			23.3		
		4233	846.6	21.6			23.3		
	Subtest 2	4132	826.4	19.7	2	21.5	21.5	2	23.2
		4183	836.6	19.6			21.3		
		4233	846.6	19.6			21.2		
	Subtest 3	4132	826.4	20.7	1	22.5	22.4	1	24.2
		4183	836.6	20.6			22.3		
		4233	846.6	20.6			22.2		
	Subtest 4	4132	826.4	19.7	2	21.5	21.5	2	23.2
		4183	836.6	19.5			21.3		
		4233	846.6	19.6			21.2		
	Subtest 5	4132	826.4	22.3	0	23.5	24.0	0	25.2
		4183	836.6	22.1			23.8		
		4233	846.6	22.0			23.8		
DC-HSDPA	Subtest 1	4132	826.4	21.7	0	23.5	23.4	0	25.2
		4183	836.6	21.5			23.2		
		4233	846.6	21.6			23.3		
	Subtest 2	4132	826.4	21.7	0	23.5	23.4	0	25.2
		4183	836.6	21.5			23.2		
		4233	846.6	21.6			23.3		
	Subtest 3	4132	826.4	21.2	0.5	23.0	22.9	0.5	24.7
		4183	836.6	21.1			22.8		
		4233	846.6	21.1			22.7		
	Subtest 4	4132	826.4	21.2	0.5	23.0	22.9	0.5	24.7
		4183	836.6	21.0			22.7		
		4233	846.6	21.1			22.8		
HSPA+	Subtest 1	4132	826.4	20.8	2.5	21.0	22.5	2.5	22.7
		4183	836.6	20.6			22.3		
		4233	846.6	20.6			22.2		

### 9.3. LTE

The following tests were conducted according to the test requirements outlined in section 6.2 of the 3GPP TS36.101 specification.

UE Power Class: 3 (23 +/- 2dBm). The allowed Maximum Power Reduction (MPR) for the maximum output power due to higher order modulation and transmit bandwidth configuration (resource blocks) is specified in Table 6.2.3-1 of the 3GPP TS36.101.

Table 6.2.3-1: Maximum Power Reduction (MPR) for Power Class 1, 2 and 3

Modulation	Channel bandwidth / Transmission bandwidth (N <sub>RB</sub> )						MPR (dB)
	1.4 MHz	3.0 MHz	5 MHz	10 MHz	15 MHz	20 MHz	
QPSK	> 5	> 4	> 8	> 12	> 16	> 18	≤ 1
16 QAM	≤ 5	≤ 4	≤ 8	≤ 12	≤ 16	≤ 18	≤ 1
16 QAM	> 5	> 4	> 8	> 12	> 16	> 18	≤ 2
64 QAM	≤ 5	≤ 4	≤ 8	≤ 12	≤ 16	≤ 18	≤ 2
64 QAM	> 5	> 4	> 8	> 12	> 16	> 18	≤ 3
256 QAM	≥ 1						≤ 5

The allowed A-MPR values specified below in Table 6.2.4.-1 of 3GPP TS36.101 are in addition to the allowed MPR requirements. All the measurements below were performed with A-MPR disabled, by using Network Signaling Value of "NS\_01".

Table 6.2.4-1: Additional Maximum Power Reduction (A-MPR)

Network Signalling value	Requirements (subclause)	E-UTRA Band	Channel bandwidth (MHz)	Resources Blocks (N <sub>RB</sub> )	A-MPR (dB)
NS_01	6.6.2.1.1	Table 5.5-1	1.4, 3, 5, 10, 15, 20	Table 5.6-1	N/A

#### Maximum Output Power for LTE

According to April 2015 TCB workshop, SAR test exclusion can be applied for testing overlapping LTE bands as follows:

- a) The maximum output power for the smaller band must be ≤ the larger band to qualify for the SAR test exclusion.
- b) The channel bandwidth and other operating parameters for the smaller band must be fully supported by the larger band.
  - LTE Band 2 (1850-1910 MHz) is covered by LTE Band 25 (1850-1915 MHz)
  - LTE Band 4 (1710-1755 MHz) is covered by LTE Band 66 (1710-1780 MHz)
  - LTE Band 17 (704-716 MHz) is covered by LTE Band 12 (699-716 MHz)

For some LTE Bands, certain channel bandwidths do not support at least three non-overlapping channels. When a device supports overlapping channel assignments in a channel bandwidth configuration, the middle channel of the group of overlapping channels should be selected for testing per KDB 941225 D05 SAR for LTE Devices. Please refer to section 6.3. for a detailed list of LTE test channels.

- LTE Band 4 (1710-1755 MHz)
- LTE Band 5 (824-849 MHz)
- LTE Band 12 (699-716 MHz)
- LTE Band 13 (777-787 MHz)
- LTE Band 14 (788-798 MHz)
- LTE Band 71 (663-698 MHz)

LTE QPSK configuration has the highest maximum average output power per 3GPP standard.

SAR measurement is not required for the 16QAM, 64QAM, and 256QAM. When the highest maximum output power for 16QAM, 64QAM, and 256QAM is ≤ ½ dB higher than the QPSK or when the reported SAR for the QPSK configuration is ≤ 1.45 W/kg.

Please refer to section 6.3. for LTE detail test channels.

RF Air interface	Mode	Maximum Output Power (dBm)							
		ANT1		ANT2		ANT3		ANT4	
		Mode A	Mode B	Mode A	Mode B	Mode A	Mode B	Mode A	Mode B
LTE Band 2	QPSK	24.5	19.6	19.8	19.6	22.3	21.8	16.8	18.5
LTE Band 4	QPSK	24.2	20.0	18.1	18.3	21.6	22.1	18.2	20.0
LTE Band 5	QPSK	25.7	25.7	23.5	25.2				
LTE Band 7	QPSK	24.7	20.8	17.7	19.0	23.3	20.5	18.6	19.2
LTE Band 12	QPSK	25.7	25.7	25.2	25.2				
LTE Band 13	QPSK	25.7	25.7	24.7	25.2				
LTE Band 14	QPSK	25.7	25.7	24.7	25.2				
LTE Band 17	QPSK	25.7	25.7	25.2	25.2				
LTE Band 25	QPSK	24.5	19.6	19.8	19.6	22.3	21.8	16.8	18.5
LTE Band 26	QPSK	25.7	25.7	23.5	25.2				
LTE Band 30	QPSK	25.0	19.4	19.3	19.8	23.0	23.1	17.8	19.3
LTE Band 41 (PC3)	QPSK	25.7	22.6	20.0	20.7	23.9	22.1	19.4	20.7
LTE Band 41 (PC2)	QPSK	28.0	24.2	21.6	22.3	25.5	23.7	21.0	22.3
LTE Band 53	QPSK	20.7	20.7	20.4	20.7				
LTE Band 66	QPSK	24.2	20.0	18.1	18.3	21.6	22.1	18.2	20.0
LTE Band 71	QPSK	25.7	25.7	25.2	25.2				
RF Air interface	Mode	Maximum Output Power (dBm)							
		ANT7		ANT8		ANT9		ANT4	
		Mode A	Mode B	Mode A	Mode B	Mode A	Mode B	Mode A	Mode B
LTE Band 48	QPSK	23.7	21.5	21.5	20.7	22.1	21.2	22.3	23.1

**LTE Band 5 Measured Results (ANT1)**

BW (MHz)	Mode	RB Allocation	RB Offset	Mode A Power (dBm)					Mode B Power (dBm)				
				20525			MPR	Max Power	20525			MPR	Max Power
				836.5 MHz					836.5 MHz				
10	QPSK	1	0	25.2			0	25.7	25.2			0	25.7
		1	25	25.3			0	25.7	25.3			0	25.7
		1	49	25.2			0	25.7	25.2			0	25.7
		25	0	24.2			1	24.7	24.2			1	24.7
		25	12	24.4			1	24.7	24.4			1	24.7
		25	25	24.3			1	24.7	24.3			1	24.7
		50	0	24.3			1	24.7	24.3			1	24.7
	16QAM	1	0	24.7			1	24.7	24.7			1	24.7
		1	25	24.7			1	24.7	24.7			1	24.7
		1	49	24.6			1	24.7	24.6			1	24.7
		25	0	23.3			2	23.7	23.3			2	23.7
		25	12	23.4			2	23.7	23.4			2	23.7
		25	25	23.4			2	23.7	23.4			2	23.7
	64QAM	50	0	23.3			2	23.7	23.3			2	23.7
		1	0	23.5			2	23.7	23.5			2	23.7
		1	25	23.5			2	23.7	23.5			2	23.7
		1	49	23.5			2	23.7	23.5			2	23.7
		25	0	22.3			3	22.7	22.3			3	22.7
		25	12	22.3			3	22.7	22.3			3	22.7
		25	25	22.3			3	22.7	22.3			3	22.7
	256QAM	50	0	22.3			3	22.7	22.3			3	22.7
		1	0	20.3			5	20.7	20.3			5	20.7
		1	25	20.5			5	20.7	20.5			5	20.7
		1	49	20.5			5	20.7	20.5			5	20.7
		25	0	20.2			5	20.7	20.2			5	20.7
		25	12	20.4			5	20.7	20.4			5	20.7
		25	25	20.3			5	20.7	20.3			5	20.7
	50	0	20.3			5	20.7	20.3			5	20.7	
BW (MHz)	Mode	RB Allocation	RB offset	Mode A Power (dBm)					Mode B Power (dBm)				
				20425	20525	20625	MPR	Max Power	20425	20525	20625	MPR	Max Power
				826.5 MHz	836.5 MHz	846.5 MHz			826.5 MHz	836.5 MHz	846.5 MHz		
5	QPSK	1	0	25.1	25.2	25.3	0	25.7	25.1	25.2	25.3	0	25.7
		1	12	25.3	25.3	25.4	0	25.7	25.3	25.3	25.4	0	25.7
		1	24	25.2	25.2	25.3	0	25.7	25.2	25.2	25.3	0	25.7
		12	0	24.2	24.2	24.3	1	24.7	24.2	24.2	24.3	1	24.7
		12	7	24.3	24.3	24.3	1	24.7	24.3	24.3	24.3	1	24.7
		12	13	24.3	24.2	24.4	1	24.7	24.3	24.2	24.4	1	24.7
		25	0	24.2	24.2	24.3	1	24.7	24.2	24.2	24.3	1	24.7
	16QAM	1	0	24.5	24.5	24.7	1	24.7	24.5	24.5	24.7	1	24.7
		1	12	24.7	24.7	24.7	1	24.7	24.7	24.7	24.7	1	24.7
		1	24	24.6	24.6	24.7	1	24.7	24.6	24.6	24.7	1	24.7
		12	0	23.2	23.2	23.4	2	23.7	23.2	23.2	23.4	2	23.7
		12	7	23.3	23.3	23.4	2	23.7	23.3	23.3	23.4	2	23.7
		12	13	23.3	23.3	23.4	2	23.7	23.3	23.3	23.4	2	23.7
	64QAM	25	0	23.2	23.2	23.3	2	23.7	23.2	23.2	23.3	2	23.7
		1	0	23.6	23.5	23.6	2	23.7	23.6	23.5	23.6	2	23.7
		1	12	23.6	23.5	23.7	2	23.7	23.6	23.5	23.7	2	23.7
		1	24	23.6	23.4	23.6	2	23.7	23.6	23.4	23.6	2	23.7
		12	0	22.2	22.2	22.3	3	22.7	22.2	22.2	22.3	3	22.7
		12	7	22.3	22.2	22.3	3	22.7	22.3	22.2	22.3	3	22.7
		12	13	22.3	22.2	22.4	3	22.7	22.3	22.2	22.4	3	22.7
	256QAM	25	0	22.3	22.2	22.3	3	22.7	22.3	22.2	22.3	3	22.7
		1	0	20.3	20.3	20.3	5	20.7	20.3	20.3	20.3	5	20.7
		1	12	20.4	20.4	20.5	5	20.7	20.4	20.4	20.5	5	20.7
		1	24	20.4	20.4	20.4	5	20.7	20.4	20.4	20.4	5	20.7
		12	0	20.2	20.2	20.3	5	20.7	20.2	20.2	20.3	5	20.7
		12	7	20.3	20.3	20.3	5	20.7	20.3	20.3	20.3	5	20.7
		12	13	20.3	20.2	20.3	5	20.7	20.3	20.2	20.3	5	20.7
	25	0	20.2	20.3	20.3	5	20.7	20.2	20.3	20.3	5	20.7	



**LTE Band 5 Measured Results (ANT1) (continued)**

BW (MHz)	Mode	RB Allocation	RB offset	Mode A Power (dBm)					Mode B Power (dBm)				
				20415	20525	20635	MPR	Max Power	20415	20525	20635	MPR	Max Power
				825.5 MHz	836.5 MHz	847.5 MHz			825.5 MHz	836.5 MHz	847.5 MHz		
3	QPSK	1	0	25.1	25.1	25.3	0	25.7	25.1	25.1	25.3	0	25.7
		1	8	25.3	25.3	25.4	0	25.7	25.3	25.3	25.4	0	25.7
		1	14	25.2	25.2	25.3	0	25.7	25.2	25.2	25.3	0	25.7
		8	0	24.2	24.1	24.3	1	24.7	24.2	24.1	24.3	1	24.7
		8	4	24.3	24.3	24.4	1	24.7	24.3	24.3	24.4	1	24.7
		8	7	24.3	24.3	24.4	1	24.7	24.3	24.3	24.4	1	24.7
	16QAM	15	0	24.2	24.2	24.3	1	24.7	24.2	24.2	24.3	1	24.7
		1	0	24.5	24.5	24.6	1	24.7	24.5	24.5	24.6	1	24.7
		1	8	24.6	24.7	24.7	1	24.7	24.6	24.7	24.7	1	24.7
		1	14	24.5	24.6	24.7	1	24.7	24.5	24.6	24.7	1	24.7
		8	0	23.2	23.2	23.4	2	23.7	23.2	23.2	23.4	2	23.7
		8	4	23.3	23.3	23.4	2	23.7	23.3	23.3	23.4	2	23.7
	64QAM	8	7	23.3	23.3	23.5	2	23.7	23.3	23.3	23.5	2	23.7
		15	0	23.3	23.3	23.3	2	23.7	23.3	23.3	23.3	2	23.7
		1	0	23.5	23.4	23.5	2	23.7	23.5	23.4	23.5	2	23.7
		1	8	23.6	23.6	23.5	2	23.7	23.6	23.6	23.5	2	23.7
		1	14	23.5	23.5	23.5	2	23.7	23.5	23.5	23.5	2	23.7
		8	0	22.2	22.2	22.3	3	22.7	22.2	22.2	22.3	3	22.7
	256QAM	8	4	22.3	22.3	22.4	3	22.7	22.3	22.3	22.4	3	22.7
		8	7	22.3	22.3	22.4	3	22.7	22.3	22.3	22.4	3	22.7
		15	0	22.3	22.2	22.3	3	22.7	22.3	22.2	22.3	3	22.7
		1	0	20.2	20.3	20.4	5	20.7	20.2	20.3	20.4	5	20.7
		1	8	20.4	20.4	20.6	5	20.7	20.4	20.4	20.6	5	20.7
		1	14	20.4	20.3	20.5	5	20.7	20.4	20.3	20.5	5	20.7
1.4	QPSK	8	0	20.2	20.2	20.3	5	20.7	20.2	20.2	20.3	5	20.7
		8	4	20.3	20.3	20.3	5	20.7	20.3	20.3	20.3	5	20.7
		8	7	20.3	20.3	20.4	5	20.7	20.3	20.3	20.4	5	20.7
		15	0	20.3	20.2	20.3	5	20.7	20.3	20.2	20.3	5	20.7
		1	0	25.3	25.1	25.4	0	25.7	25.3	25.1	25.4	0	25.7
		1	3	25.3	25.2	25.4	0	25.7	25.3	25.2	25.4	0	25.7
	16QAM	1	5	25.3	25.2	25.4	0	25.7	25.3	25.2	25.4	0	25.7
		3	0	25.2	25.2	25.4	0	25.7	25.2	25.2	25.4	0	25.7
		3	1	25.3	25.2	25.4	0	25.7	25.3	25.2	25.4	0	25.7
		3	3	25.2	25.2	25.4	0	25.7	25.2	25.2	25.4	0	25.7
		6	0	24.3	24.2	24.4	1	24.7	24.3	24.2	24.4	1	24.7
		1	0	24.6	24.5	24.7	1	24.7	24.6	24.5	24.7	1	24.7
	64QAM	1	3	24.7	24.5	24.7	1	24.7	24.7	24.5	24.7	1	24.7
		1	5	24.7	24.5	24.7	1	24.7	24.7	24.5	24.7	1	24.7
		3	0	24.4	24.3	24.5	1	24.7	24.4	24.3	24.5	1	24.7
		3	1	24.5	24.3	24.6	1	24.7	24.5	24.3	24.6	1	24.7
		3	3	24.4	24.3	24.6	1	24.7	24.4	24.3	24.6	1	24.7
		6	0	23.3	23.3	23.4	2	23.7	23.3	23.3	23.4	2	23.7
	256QAM	1	0	23.5	23.4	23.5	2	23.7	23.5	23.4	23.5	2	23.7
		1	3	23.5	23.5	23.6	2	23.7	23.5	23.5	23.6	2	23.7
		1	5	23.5	23.4	23.5	2	23.7	23.5	23.4	23.5	2	23.7
		3	0	23.4	23.3	23.5	2	23.7	23.4	23.3	23.5	2	23.7
		3	1	23.4	23.4	23.6	2	23.7	23.4	23.4	23.6	2	23.7
		3	3	23.4	23.4	23.5	2	23.7	23.4	23.4	23.5	2	23.7
QPSK	6	0	22.2	22.3	22.4	3	22.7	22.2	22.3	22.4	3	22.7	
	1	0	20.2	20.2	20.5	5	20.7	20.2	20.2	20.5	5	20.7	
	1	3	20.3	20.3	20.5	5	20.7	20.3	20.3	20.5	5	20.7	
	1	5	20.3	20.3	20.5	5	20.7	20.3	20.3	20.5	5	20.7	
	3	0	20.3	20.2	20.4	5	20.7	20.3	20.2	20.4	5	20.7	
	3	1	20.3	20.3	20.4	5	20.7	20.3	20.3	20.4	5	20.7	
16QAM	3	3	20.3	20.3	20.4	5	20.7	20.3	20.3	20.4	5	20.7	
	6	0	20.3	20.1	20.3	5	20.7	20.3	20.1	20.3	5	20.7	

**LTE Band 5 Measured Results (ANT2)**

BW (MHz)	Mode	RB Allocation	RB Offset	Mode A Power (dBm)					Mode B Power (dBm)				
				20525			MPR	Max Power	20525			MPR	Max Power
				826.5 MHz	836.5 MHz	846.5 MHz			826.5 MHz	836.5 MHz	846.5 MHz		
10	QPSK	1	0		22.3		0	23.5		24.0		0	25.2
		1	25		22.4		0	23.5		24.1		0	25.2
		1	49		22.3		0	23.5		24.0		0	25.2
		25	0		22.4		0	23.5		23.4		1	24.2
		25	12		22.4		0	23.5		23.4		1	24.2
		25	25		22.4		0	23.5		23.4		1	24.2
		50	0		22.4		0	23.5		23.4		1	24.2
	16QAM	1	0		22.8		0	23.5		23.7		1	24.2
		1	25		22.7		0	23.5		23.8		1	24.2
		1	49		22.9		0	23.5		23.7		1	24.2
		25	0		22.4		0.3	23.2		22.4		2	23.2
		25	12		22.4		0.3	23.2		22.5		2	23.2
		25	25		22.5		0.3	23.2		22.5		2	23.2
		50	0		22.5		0.3	23.2		22.5		2	23.2
	64QAM	1	0		22.7		0.3	23.2		22.7		2	23.2
		1	25		22.6		0.3	23.2		22.7		2	23.2
		1	49		22.7		0.3	23.2		22.7		2	23.2
		25	0		21.4		1.3	22.2		21.4		3	22.2
		25	12		21.5		1.3	22.2		21.5		3	22.2
		25	25		21.5		1.3	22.2		21.4		3	22.2
		50	0		21.5		1.3	22.2		21.5		3	22.2
	256QAM	1	0		19.5		3.3	20.2		19.5		5	20.2
		1	25		19.6		3.3	20.2		19.6		5	20.2
		1	49		19.6		3.3	20.2		19.6		5	20.2
		25	0		19.4		3.3	20.2		19.4		5	20.2
25		12		19.5		3.3	20.2		19.5		5	20.2	
25		25		19.5		3.3	20.2		19.4		5	20.2	
50		0		19.5		3.3	20.2		19.4		5	20.2	
BW (MHz)	Mode	RB Allocation	RB offset	Mode A Power (dBm)					Mode B Power (dBm)				
				20425	20525	20625	MPR	Max Power	20425	20525	20625	MPR	Max Power
				826.5 MHz	836.5 MHz	846.5 MHz			826.5 MHz	836.5 MHz	846.5 MHz		
5	QPSK	1	0	22.4	22.4	22.6	0	23.5	24.0	24.1	24.2	0	25.2
		1	12	22.6	22.6	22.7	0	23.5	24.2	24.3	24.3	0	25.2
		1	24	22.4	22.4	22.6	0	23.5	24.1	24.1	24.3	0	25.2
		12	0	22.4	22.4	22.5	0	23.5	23.4	23.3	23.5	1	24.2
		12	7	22.5	22.5	22.5	0	23.5	23.5	23.4	23.6	1	24.2
		12	13	22.5	22.5	22.6	0	23.5	23.5	23.4	23.6	1	24.2
		25	0	22.5	22.5	22.5	0	23.5	23.4	23.4	23.5	1	24.2
	16QAM	1	0	22.8	22.7	22.9	0	23.5	23.7	23.7	24.0	1	24.2
		1	12	22.8	22.9	23.1	0	23.5	23.9	23.9	24.1	1	24.2
		1	24	22.8	22.7	23.0	0	23.5	23.8	23.7	24.0	1	24.2
		12	0	22.5	22.4	22.6	0.3	23.2	22.4	22.4	22.6	2	23.2
		12	7	22.5	22.5	22.6	0.3	23.2	22.5	22.5	22.6	2	23.2
		12	13	22.5	22.4	22.7	0.3	23.2	22.5	22.5	22.7	2	23.2
		25	0	22.5	22.5	22.6	0.3	23.2	22.5	22.4	22.5	2	23.2
	64QAM	1	0	22.7	22.6	22.9	0.3	23.2	22.8	22.7	22.8	2	23.2
		1	12	22.8	22.8	23.0	0.3	23.2	22.8	22.7	22.9	2	23.2
		1	24	22.7	22.6	22.9	0.3	23.2	22.8	22.7	22.9	2	23.2
		12	0	21.4	21.5	21.6	1.3	22.2	21.4	21.4	21.7	3	22.2
		12	7	21.5	21.6	21.7	1.3	22.2	21.5	21.5	21.7	3	22.2
		12	13	21.5	21.5	21.7	1.3	22.2	21.5	21.4	21.8	3	22.2
		25	0	21.4	21.5	21.6	1.3	22.2	21.5	21.4	21.5	3	22.2
	256QAM	1	0	19.5	19.4	19.6	3.3	20.2	19.5	19.4	19.5	5	20.2
		1	12	19.6	19.5	19.8	3.3	20.2	19.6	19.5	19.7	5	20.2
		1	24	19.5	19.5	19.7	3.3	20.2	19.5	19.5	19.7	5	20.2
		12	0	19.4	19.4	19.6	3.3	20.2	19.4	19.4	19.5	5	20.2
12		7	19.5	19.5	19.6	3.3	20.2	19.5	19.5	19.6	5	20.2	
12		13	19.5	19.4	19.6	3.3	20.2	19.5	19.4	19.6	5	20.2	
25		0	19.5	19.4	19.5	3.3	20.2	19.4	19.4	19.5	5	20.2	

**LTE Band 5 Measured Results (ANT2) (continued)**

BW (MHz)	Mode	RB Allocation	RB offset	Mode A Power (dBm)					Mode B Power (dBm)				
				20415	20525	20635	MPR	Max Power	20415	20525	20635	MPR	Max Power
				825.5 MHz	836.5 MHz	847.5 MHz			825.5 MHz	836.5 MHz	847.5 MHz		
3	QPSK	1	0	22.4	22.3	22.6	0	23.5	24.0	24.0	24.2	0	25.2
		1	8	22.5	22.4	22.6	0	23.5	24.2	24.1	24.3	0	25.2
		1	14	22.4	22.3	22.5	0	23.5	24.1	24.0	24.2	0	25.2
		8	0	22.5	22.4	22.5	0	23.5	23.5	23.3	23.5	1	24.2
		8	4	22.5	22.5	22.7	0	23.5	23.5	23.5	23.6	1	24.2
		8	7	22.5	22.5	22.7	0	23.5	23.5	23.5	23.6	1	24.2
	16QAM	15	0	22.4	22.4	22.5	0	23.5	23.4	23.4	23.5	1	24.2
		1	0	22.7	22.7	22.9	0	23.5	23.7	23.7	23.8	1	24.2
		1	8	22.8	22.9	23.0	0	23.5	23.8	23.8	24.0	1	24.2
		1	14	22.7	22.7	22.9	0	23.5	23.7	23.7	23.9	1	24.2
		8	0	22.5	22.4	22.6	0.3	23.2	22.5	22.4	22.6	2	23.2
		8	4	22.5	22.5	22.7	0.3	23.2	22.5	22.5	22.8	2	23.2
	64QAM	8	7	22.5	22.5	22.8	0.3	23.2	22.5	22.5	22.8	2	23.2
		15	0	22.5	22.4	22.6	0.3	23.2	22.5	22.5	22.6	2	23.2
		1	0	22.8	22.6	22.7	0.3	23.2	22.7	22.7	22.7	2	23.2
		1	8	22.7	22.7	22.8	0.3	23.2	22.8	22.8	22.8	2	23.2
		1	14	22.7	22.7	22.8	0.3	23.2	22.7	22.6	22.7	2	23.2
		8	0	21.5	21.4	21.6	1.3	22.2	21.5	21.4	21.5	3	22.2
	256QAM	8	4	21.6	21.5	21.7	1.3	22.2	21.5	21.5	21.7	3	22.2
		8	7	21.6	21.5	21.7	1.3	22.2	21.5	21.5	21.7	3	22.2
		15	0	21.5	21.5	21.6	1.3	22.2	21.5	21.5	21.6	3	22.2
		1	0	19.5	19.5	19.6	3.3	20.2	19.5	19.5	19.6	5	20.2
		1	8	19.7	19.6	19.8	3.3	20.2	19.6	19.7	19.8	5	20.2
		1	14	19.6	19.6	19.7	3.3	20.2	19.5	19.6	19.7	5	20.2
1.4	QPSK	8	0	19.5	19.4	19.5	3.3	20.2	19.5	19.3	19.6	5	20.2
		8	4	19.5	19.5	19.7	3.3	20.2	19.5	19.4	19.7	5	20.2
		8	7	19.5	19.5	19.7	3.3	20.2	19.5	19.5	19.7	5	20.2
		15	0	19.5	19.4	19.5	3.3	20.2	19.5	19.4	19.5	5	20.2
		1	0	22.4	22.4	22.6	0	23.5	24.1	24.1	24.2	0	25.2
		1	3	22.5	22.5	22.6	0	23.5	24.1	24.1	24.3	0	25.2
	16QAM	1	5	22.5	22.4	22.7	0	23.5	24.1	24.1	24.3	0	25.2
		3	0	22.5	22.4	22.6	0	23.5	24.1	24.1	24.3	0	25.2
		3	1	22.5	22.4	22.6	0	23.5	24.1	24.1	24.3	0	25.2
		3	3	22.4	22.4	22.6	0	23.5	24.1	24.1	24.3	0	25.2
		6	0	22.5	22.4	22.5	0	23.5	23.4	23.4	23.5	1	24.2
		1	0	22.8	22.7	22.8	0	23.5	23.8	23.6	23.9	1	24.2
	64QAM	1	3	22.8	22.8	22.8	0	23.5	23.8	23.6	24.0	1	24.2
		1	5	22.8	22.8	22.9	0	23.5	23.8	23.7	23.9	1	24.2
		3	0	22.7	22.6	22.7	0	23.5	23.6	23.5	23.8	1	24.2
		3	1	22.7	22.6	22.7	0	23.5	23.6	23.5	23.8	1	24.2
		3	3	22.6	22.6	22.8	0	23.5	23.6	23.5	23.8	1	24.2
		6	0	22.5	22.5	22.6	0.3	23.2	22.5	22.4	22.6	2	23.2
	256QAM	1	0	22.6	22.7	22.9	0.3	23.2	22.6	22.7	22.9	2	23.2
		1	3	22.6	22.7	23.0	0.3	23.2	22.6	22.7	23.0	2	23.2
		1	5	22.6	22.7	22.9	0.3	23.2	22.6	22.7	23.0	2	23.2
		3	0	22.6	22.5	22.7	0.3	23.2	22.6	22.5	22.7	2	23.2
		3	1	22.6	22.5	22.7	0.3	23.2	22.6	22.5	22.8	2	23.2
		3	3	22.6	22.5	22.7	0.3	23.2	22.6	22.6	22.7	2	23.2
QPSK	6	0	21.5	21.4	21.6	1.3	22.2	21.5	21.4	21.6	3	22.2	
	1	0	19.5	19.5	19.6	3.3	20.2	19.4	19.4	19.6	5	20.2	
	1	3	19.6	19.6	19.7	3.3	20.2	19.5	19.5	19.7	5	20.2	
	1	5	19.5	19.5	19.7	3.3	20.2	19.5	19.5	19.7	5	20.2	
	3	0	19.5	19.4	19.5	3.3	20.2	19.5	19.4	19.6	5	20.2	
	3	1	19.5	19.5	19.6	3.3	20.2	19.5	19.5	19.6	5	20.2	
16QAM	3	3	19.5	19.4	19.6	3.3	20.2	19.5	19.5	19.6	5	20.2	
	6	0	19.5	19.3	19.4	3.3	20.2	19.5	19.3	19.4	5	20.2	

**LTE Band 7 Measured Results (ANT1)**

BW (MHz)	Mode	RB Allocation	RB Offset	Mode A Power (dBm)					Mode B Power (dBm)				
				20850	21100	21350	MPR	Max Power	20850	21100	21350	MPR	Max Power
				2510 MHz	2535 MHz	2560 MHz			2510 MHz	2535 MHz	2560 MHz		
20	QPSK	1	0	23.8	23.8	23.9	0	24.7	19.7	19.8	19.8	0	20.8
		1	49	23.9	23.9	23.9	0	24.7	19.7	19.8	19.8	0	20.8
		1	99	23.9	24.0	23.9	0	24.7	19.7	19.8	19.8	0	20.8
		50	0	23.8	23.9	23.9	0	24.7	19.7	19.8	19.8	0	20.8
		50	24	23.9	23.9	23.9	0	24.7	19.8	19.8	19.8	0	20.8
		50	50	23.8	24.0	24.0	0	24.7	19.7	19.8	19.9	0	20.8
	16QAM	100	0	23.9	23.9	24.0	0	24.7	19.7	19.9	19.9	0	20.8
		1	0	24.6	24.4	24.4	0	24.7	19.8	19.9	20.1	0	20.8
		1	49	24.7	24.6	24.5	0	24.7	20.1	20.2	20.2	0	20.8
		1	99	24.5	24.5	24.4	0	24.7	19.8	19.9	19.9	0	20.8
		50	0	23.6	23.6	23.6	1	23.7	19.8	20.0	19.9	0	20.8
		50	24	23.6	23.6	23.6	1	23.7	19.8	19.9	20.0	0	20.8
	64QAM	50	50	23.6	23.6	23.6	1	23.7	19.8	20.0	20.0	0	20.8
		100	0	23.6	23.6	23.6	1	23.7	19.8	19.9	20.0	0	20.8
		1	0	23.7	23.7	23.7	1	23.7	19.9	20.1	20.0	0	20.8
		1	49	23.7	23.7	23.7	1	23.7	20.0	20.2	20.2	0	20.8
		1	99	23.6	23.7	23.7	1	23.7	19.9	20.1	20.1	0	20.8
		50	0	22.5	22.5	22.5	2	22.7	19.7	19.9	19.9	0	20.8
	256QAM	50	24	22.6	22.5	22.6	2	22.7	19.8	20.0	20.0	0	20.8
		50	50	22.6	22.5	22.6	2	22.7	19.8	20.0	20.0	0	20.8
		100	0	22.6	22.6	22.6	2	22.7	19.8	19.9	20.0	0	20.8
		1	0	20.6	20.7	20.6	4	20.7	20.0	20.1	20.2	0.1	20.7
		1	49	20.7	20.7	20.7	4	20.7	20.0	20.3	20.3	0.1	20.7
		1	99	20.7	20.7	20.7	4	20.7	20.0	20.3	20.3	0.1	20.7
15	QPSK	50	0	20.5	20.5	20.5	4	20.7	19.8	19.9	20.0	0.1	20.7
		50	24	20.6	20.6	20.6	4	20.7	19.9	20.0	20.0	0.1	20.7
		50	50	20.6	20.6	20.6	4	20.7	19.8	20.0	20.0	0.1	20.7
		100	0	20.6	20.6	20.6	4	20.7	19.8	19.9	20.0	0.1	20.7
		1	0	24.3	24.2	24.1	0	24.7	20.0	20.1	20.2	0	20.8
		1	37	24.2	24.2	24.2	0	24.7	20.1	20.1	20.1	0	20.8
	16QAM	1	74	24.3	24.1	24.1	0	24.7	20.0	20.1	20.1	0	20.8
		36	0	24.3	24.2	24.2	0	24.7	20.2	20.1	20.1	0	20.8
		36	20	24.3	24.3	24.4	0	24.7	20.2	20.2	20.2	0	20.8
		36	39	24.2	24.3	24.3	0	24.7	20.2	20.1	20.2	0	20.8
		75	0	24.3	24.2	24.3	0	24.7	20.2	20.2	20.2	0	20.8
		1	0	24.6	24.4	24.5	0	24.7	19.9	20.1	20.1	0	20.8
	64QAM	1	37	24.7	24.5	24.6	0	24.7	19.9	20.2	20.2	0	20.8
		1	74	24.6	24.5	24.6	0	24.7	19.9	20.1	20.1	0	20.8
		36	0	23.7	23.5	23.5	1	23.7	19.8	20.0	20.0	0	20.8
		36	20	23.7	23.5	23.7	1	23.7	19.9	20.0	20.0	0	20.8
		36	39	23.6	23.6	23.6	1	23.7	19.9	20.0	20.0	0	20.8
		75	0	23.7	23.6	23.6	1	23.7	19.9	20.0	20.0	0	20.8
	256QAM	1	0	23.7	23.7	23.7	1	23.7	19.9	20.1	20.2	0	20.8
		1	37	23.7	23.7	23.7	1	23.7	20.0	20.1	20.1	0	20.8
		1	74	23.6	23.6	23.7	1	23.7	20.1	20.1	20.2	0	20.8
		36	0	22.6	22.5	22.4	2	22.7	19.9	19.9	20.0	0	20.8
		36	20	22.6	22.6	22.6	2	22.7	19.9	20.0	20.0	0	20.8
		36	39	22.6	22.6	22.6	2	22.7	19.9	20.0	20.0	0	20.8
256QAM	75	0	22.6	22.6	22.6	2	22.7	19.9	20.0	20.0	0	20.8	
	1	0	20.6	20.5	20.6	4	20.7	19.9	20.1	20.1	0.1	20.7	
	1	37	20.7	20.7	20.7	4	20.7	20.0	20.2	20.2	0.1	20.7	
	1	74	20.7	20.6	20.7	4	20.7	20.1	20.2	20.2	0.1	20.7	
	36	0	20.6	20.5	20.5	4	20.7	19.8	20.0	19.9	0.1	20.7	
	36	20	20.6	20.5	20.6	4	20.7	19.9	20.0	20.0	0.1	20.7	
256QAM	36	39	20.6	20.5	20.6	4	20.7	19.9	20.1	20.1	0.1	20.7	
	75	0	20.6	20.5	20.6	4	20.7	19.9	20.0	20.0	0.1	20.7	

**LTE Band 7 Measured Results (ANT1) (continued)**

BW (MHz)	Mode	RB Allocation	RB offset	Mode A Power (dBm)					Mode B Power (dBm)					
				20800	21100	21400	MPR	Max Power	20800	21100	21400	MPR	Max Power	
				2505 MHz	2535 MHz	2565 MHz			2505 MHz	2535 MHz	2565 MHz			
10	QPSK	1	0	24.4	24.3	24.3	0	24.7	19.9	20.1	20.4	0	20.8	
		1	25	24.4	24.3	24.3	0	24.7	19.9	20.1	20.4	0	20.8	
		1	49	24.3	24.3	24.2	0	24.7	19.9	20.1	20.4	0	20.8	
		25	0	24.5	24.3	24.3	0	24.7	20.0	20.1	20.4	0	20.8	
		25	12	24.5	24.4	24.4	0	24.7	20.0	20.1	20.5	0	20.8	
		25	25	24.4	24.4	24.4	0	24.7	19.9	20.2	20.5	0	20.8	
	16QAM	50	0	24.5	24.4	24.4	0	24.7	20.0	20.1	20.5	0	20.8	
		1	0	24.6	24.7	24.7	0	24.7	20.1	20.3	20.6	0	20.8	
		1	25	24.7	24.6	24.6	0	24.7	20.0	20.3	20.6	0	20.8	
		1	49	24.6	24.6	24.6	0	24.7	20.1	20.3	20.6	0	20.8	
		25	0	23.7	23.6	23.6	1	23.7	20.0	20.1	20.4	0	20.8	
		25	12	23.7	23.7	23.7	1	23.7	20.0	20.1	20.5	0	20.8	
	64QAM	25	25	23.7	23.7	23.7	1	23.7	20.0	20.2	20.5	0	20.8	
		50	0	23.7	23.7	23.7	1	23.7	20.0	20.1	20.5	0	20.8	
		1	0	23.7	23.7	23.7	1	23.7	20.1	20.3	20.6	0	20.8	
		1	25	23.7	23.7	23.7	1	23.7	20.0	20.3	20.6	0	20.8	
		1	49	23.7	23.7	23.7	1	23.7	20.0	20.3	20.6	0	20.8	
		25	0	22.7	22.6	22.6	2	22.7	19.9	20.1	20.4	0	20.8	
	256QAM	25	12	22.7	22.6	22.6	2	22.7	20.0	20.2	20.4	0	20.8	
		25	25	22.7	22.7	22.7	2	22.7	20.0	20.2	20.4	0	20.8	
		50	0	22.7	22.7	22.7	2	22.7	20.0	20.1	20.4	0	20.8	
		1	0	20.7	20.5	20.7	4	20.7	20.1	20.1	20.4	0.1	20.7	
		1	25	20.7	20.7	20.7	4	20.7	20.2	20.2	20.5	0.1	20.7	
		1	49	20.7	20.7	20.7	4	20.7	20.2	20.2	20.5	0.1	20.7	
	5	QPSK	25	0	20.7	20.5	20.6	4	20.7	20.1	20.1	20.3	0.1	20.7
			25	12	20.7	20.7	20.7	4	20.7	20.1	20.1	20.4	0.1	20.7
			25	25	20.7	20.6	20.7	4	20.7	20.2	20.2	20.4	0.1	20.7
			50	0	20.7	20.6	20.6	4	20.7	20.1	20.1	20.4	0.1	20.7
1			0	20.7	20.6	20.7	4	20.7	20.1	20.1	20.4	0.1	20.7	
1			12	20.7	20.7	20.7	4	20.7	20.6	20.5	20.5	0.1	20.7	
16QAM		1	24	20.7	20.7	20.7	4	20.7	20.4	20.4	20.5	0.1	20.7	
		12	0	20.7	20.6	20.6	4	20.7	20.5	20.3	20.3	0.1	20.7	
		12	7	20.7	20.7	20.7	4	20.7	20.5	20.4	20.4	0.1	20.7	
		12	13	20.7	20.7	20.7	4	20.7	20.5	20.4	20.4	0.1	20.7	
		25	0	20.7	20.7	20.7	4	20.7	20.5	20.3	20.4	0.1	20.7	
		25	0	20.7	20.7	20.7	4	20.7	20.5	20.3	20.4	0.1	20.7	
64QAM		1	0	20.7	20.6	20.7	4	20.7	20.5	20.3	20.4	0.1	20.7	
		1	12	20.7	20.6	20.6	4	20.7	20.6	20.5	20.5	0.1	20.7	
		1	24	20.7	20.7	20.7	4	20.7	20.4	20.4	20.5	0.1	20.7	
		12	0	22.7	22.6	22.7	2	22.7	20.5	20.3	20.3	0	20.8	
		12	7	22.7	22.7	22.7	2	22.7	20.5	20.4	20.5	0	20.8	
		12	13	22.7	22.7	22.7	2	22.7	20.5	20.4	20.4	0	20.8	
256QAM		25	0	22.7	22.7	22.7	2	22.7	20.5	20.4	20.4	0	20.8	
		1	0	23.7	23.7	23.7	1	23.7	20.6	20.5	20.5	0	20.8	
		1	12	23.7	23.7	23.7	1	23.7	20.6	20.5	20.5	0	20.8	
		1	24	23.7	23.7	23.7	1	23.7	20.6	20.5	20.5	0	20.8	
		12	0	22.7	22.6	22.7	2	22.7	20.5	20.3	20.3	0	20.8	
		12	7	22.7	22.7	22.7	2	22.7	20.5	20.4	20.5	0	20.8	

**LTE Band 7 Measured Results (ANT2)**

BW (MHz)	Mode	RB Allocation	RB Offset	Mode A Power (dBm)					Mode B Power (dBm)				
				20850	21100	21350	MPR	Max Power	20850	21100	21350	MPR	Max Power
				2510 MHz	2535 MHz	2560 MHz			2510 MHz	2535 MHz	2560 MHz		
20	QPSK	1	0	16.5	16.4	16.3	0	17.7	17.9	17.7	17.7	0	19.0
		1	49	16.6	16.6	16.4	0	17.7	17.9	17.8	17.9	0	19.0
		1	99	16.5	16.4	16.3	0	17.7	17.7	17.6	17.7	0	19.0
		50	0	16.6	16.5	16.4	0	17.7	17.9	17.8	17.8	0	19.0
		50	24	16.7	16.6	16.6	0	17.7	18.0	17.8	17.9	0	19.0
		50	50	16.5	16.4	16.4	0	17.7	17.8	17.7	17.7	0	19.0
	16QAM	100	0	16.6	16.5	16.5	0	17.7	17.9	17.8	17.8	0	19.0
		1	0	17.1	16.8	16.8	0	17.7	18.4	18.2	18.1	0	19.0
		1	49	17.2	17.0	16.9	0	17.7	18.3	18.3	18.3	0	19.0
		1	99	16.9	16.9	16.8	0	17.7	18.2	18.1	18.1	0	19.0
		50	0	16.9	16.8	16.7	0	17.7	18.2	18.1	18.0	0	19.0
		50	24	16.9	16.7	16.7	0	17.7	18.2	18.0	18.0	0	19.0
	64QAM	50	50	16.8	16.7	16.6	0	17.7	18.1	18.0	17.9	0	19.0
		100	0	16.8	16.7	16.7	0	17.7	18.1	18.0	18.0	0	19.0
		1	0	16.9	16.9	16.7	0	17.7	18.0	17.9	17.9	0	19.0
		1	49	16.9	16.9	16.8	0	17.7	18.2	17.9	18.0	0	19.0
		1	99	16.8	16.7	16.7	0	17.7	18.0	17.8	17.8	0	19.0
		50	0	16.9	16.7	16.7	0	17.7	17.9	17.8	17.7	0	19.0
	256QAM	50	24	16.9	16.7	16.7	0	17.7	17.9	17.7	17.7	0	19.0
		50	50	16.8	16.7	16.6	0	17.7	17.8	17.7	17.6	0	19.0
		100	0	16.8	16.7	16.7	0	17.7	17.9	17.7	17.6	0	19.0
		1	0	17.0	16.8	16.8	0	17.7	18.3	18.2	18.1	0.3	18.7
		1	49	16.9	16.8	16.8	0	17.7	18.3	18.2	18.1	0.3	18.7
		1	99	16.9	16.8	16.8	0	17.7	18.2	18.1	18.1	0.3	18.7
15	QPSK	50	0	16.8	16.7	16.6	0	17.7	18.1	18.0	17.9	0.3	18.7
		50	24	16.8	16.7	16.7	0	17.7	18.1	18.0	18.0	0.3	18.7
		50	50	16.7	16.6	16.6	0	17.7	18.1	17.9	17.9	0.3	18.7
		100	0	16.7	16.7	16.7	0	17.7	18.1	18.0	18.0	0.3	18.7
		1	0	16.8	16.6	16.6	0	17.7	18.1	17.9	17.9	0	19.0
		1	37	16.8	16.6	16.6	0	17.7	18.1	17.9	17.9	0	19.0
	16QAM	1	74	16.7	16.5	16.6	0	17.7	18.1	17.8	17.8	0	19.0
		36	0	16.9	16.7	16.6	0	17.7	18.2	18.0	17.9	0	19.0
		36	20	16.9	16.7	16.6	0	17.7	18.2	18.0	17.9	0	19.0
		36	39	16.8	16.6	16.6	0	17.7	18.1	17.9	17.9	0	19.0
		75	0	16.8	16.7	16.6	0	17.7	18.1	17.9	17.9	0	19.0
		1	0	17.1	16.8	16.8	0	17.7	18.3	18.1	18.2	0	19.0
	64QAM	1	37	17.1	16.9	16.8	0	17.7	18.3	18.2	18.2	0	19.0
		1	74	17.0	16.9	16.8	0	17.7	18.3	18.1	18.1	0	19.0
		36	0	16.9	16.7	16.7	0	17.7	18.2	18.0	18.0	0	19.0
		36	20	16.9	16.7	16.7	0	17.7	18.2	18.0	18.0	0	19.0
		36	39	16.8	16.6	16.6	0	17.7	18.1	17.9	17.9	0	19.0
		75	0	16.8	16.7	16.7	0	17.7	18.1	18.0	18.0	0	19.0
	256QAM	1	0	17.0	16.8	16.7	0	17.7	18.0	18.1	17.7	0	19.0
		1	37	17.1	16.8	16.8	0	17.7	18.0	18.1	17.8	0	19.0
		1	74	17.0	16.7	16.8	0	17.7	17.9	18.0	17.7	0	19.0
		36	0	16.9	16.7	16.7	0	17.7	17.9	17.8	17.7	0	19.0
		36	20	16.9	16.7	16.7	0	17.7	17.9	17.8	17.6	0	19.0
		36	39	16.8	16.6	16.6	0	17.7	17.9	17.7	17.6	0	19.0
256QAM	75	0	16.8	16.7	16.7	0	17.7	17.8	17.7	17.6	0	19.0	
	1	0	17.0	16.8	16.7	0	17.7	18.3	18.1	18.1	0.3	18.7	
	1	37	17.0	16.8	16.8	0	17.7	18.3	18.1	18.1	0.3	18.7	
	1	74	16.9	16.8	16.7	0	17.7	18.2	18.1	18.0	0.3	18.7	
	36	0	16.9	16.7	16.6	0	17.7	18.2	18.0	17.9	0.3	18.7	
	36	20	16.9	16.7	16.7	0	17.7	18.2	18.0	17.9	0.3	18.7	

**LTE Band 7 Measured Results (ANT2) (continued)**

BW (MHz)	Mode	RB Allocation	RB offset	Mode A Power (dBm)					Mode B Power (dBm)				
				20800	21100	21400	MPR	Max Power	20800	21100	21400	MPR	Max Power
				2505 MHz	2535 MHz	2565 MHz			2505 MHz	2535 MHz	2565 MHz		
10	QPSK	1	0	17.0	16.8	16.8	0	17.7	18.3	18.1	18.1	0	19.0
		1	25	17.0	16.8	16.8	0	17.7	18.3	18.1	18.1	0	19.0
		1	49	17.0	16.8	16.7	0	17.7	18.3	18.1	18.0	0	19.0
		25	0	17.1	16.9	16.8	0	17.7	18.3	18.1	18.1	0	19.0
		25	12	17.0	16.9	16.8	0	17.7	18.3	18.2	18.1	0	19.0
		25	25	17.0	16.8	16.8	0	17.7	18.3	18.1	18.1	0	19.0
		50	0	17.0	16.8	16.8	0	17.7	18.2	18.1	18.1	0	19.0
	16QAM	1	0	17.2	17.0	16.9	0	17.7	18.5	18.2	18.3	0	19.0
		1	25	17.2	17.0	16.9	0	17.7	18.4	18.2	18.2	0	19.0
		1	49	17.1	16.9	16.8	0	17.7	18.5	18.2	18.2	0	19.0
		25	0	17.1	16.9	16.8	0	17.7	18.3	18.1	18.2	0	19.0
		25	12	17.0	16.8	16.8	0	17.7	18.3	18.1	18.1	0	19.0
		25	25	17.0	16.8	16.8	0	17.7	18.3	18.1	18.1	0	19.0
		50	0	17.0	16.8	16.8	0	17.7	18.2	18.1	18.1	0	19.0
	64QAM	1	0	17.2	17.0	17.0	0	17.7	18.2	18.2	18.0	0	19.0
		1	25	17.2	17.0	17.0	0	17.7	18.2	18.2	18.0	0	19.0
		1	49	17.2	17.0	17.0	0	17.7	18.1	18.2	17.9	0	19.0
		25	0	17.0	16.9	16.8	0	17.7	18.1	17.9	17.8	0	19.0
		25	12	17.0	16.9	16.8	0	17.7	18.0	17.9	17.8	0	19.0
		25	25	17.0	16.8	16.8	0	17.7	18.0	17.9	17.8	0	19.0
		50	0	16.9	16.8	16.8	0	17.7	17.9	17.8	17.8	0	19.0
	256QAM	1	0	17.1	17.0	16.9	0	17.7	18.4	18.2	18.2	0.3	18.7
		1	25	17.1	17.0	17.0	0	17.7	18.4	18.3	18.2	0.3	18.7
		1	49	17.0	16.9	16.8	0	17.7	18.3	18.2	18.1	0.3	18.7
		25	0	17.0	16.8	16.8	0	17.7	18.3	18.1	18.1	0.3	18.7
25		12	17.0	16.9	16.8	0	17.7	18.3	18.1	18.1	0.3	18.7	
25		25	17.0	16.8	16.8	0	17.7	18.3	18.1	18.1	0.3	18.7	
50		0	17.0	16.8	16.8	0	17.7	18.2	18.1	18.1	0.3	18.7	
BW (MHz)	Mode	RB Allocation	RB offset	Mode A Power (dBm)					Mode B Power (dBm)				
				20775	21100	21425	MPR	Max Power	20775	21100	21425	MPR	Max Power
				2502.5 MHz	2535 MHz	2567.5 MHz			2502.5 MHz	2535 MHz	2567.5 MHz		
5	QPSK	1	0	17.0	16.8	16.8	0	17.7	18.3	18.1	18.1	0	19.0
		1	12	17.1	16.9	16.9	0	17.7	18.4	18.2	18.1	0	19.0
		1	24	17.0	16.8	16.7	0	17.7	18.3	18.1	18.0	0	19.0
		12	0	17.0	16.8	16.8	0	17.7	18.3	18.1	18.1	0	19.0
		12	7	17.0	16.8	16.8	0	17.7	18.4	18.1	18.1	0	19.0
		12	13	17.0	16.8	16.8	0	17.7	18.3	18.0	18.1	0	19.0
		25	0	17.0	16.8	16.8	0	17.7	18.3	18.1	18.1	0	19.0
	16QAM	1	0	17.1	17.0	16.9	0	17.7	18.7	18.2	18.2	0	19.0
		1	12	17.2	17.0	17.0	0	17.7	18.8	18.3	18.2	0	19.0
		1	24	17.1	16.9	16.8	0	17.7	18.7	18.2	18.2	0	19.0
		12	0	17.1	16.9	16.8	0	17.7	18.3	18.2	18.2	0	19.0
		12	7	17.1	16.9	16.8	0	17.7	18.4	18.2	18.2	0	19.0
		12	13	17.1	16.8	16.8	0	17.7	18.4	18.1	18.2	0	19.0
		25	0	17.1	16.8	16.8	0	17.7	18.3	18.1	18.1	0	19.0
	64QAM	1	0	17.2	16.9	17.0	0	17.7	18.3	18.2	18.1	0	19.0
		1	12	17.2	16.9	17.0	0	17.7	18.3	18.2	18.1	0	19.0
		1	24	17.2	16.9	16.9	0	17.7	18.3	18.1	18.1	0	19.0
		12	0	17.0	16.8	16.8	0	17.7	18.0	17.9	17.8	0	19.0
		12	7	17.0	16.9	16.8	0	17.7	18.1	18.0	17.9	0	19.0
		12	13	17.0	16.7	16.8	0	17.7	18.0	17.9	17.8	0	19.0
		25	0	17.0	16.8	16.8	0	17.7	18.0	17.8	17.8	0	19.0
	256QAM	1	0	17.2	16.9	16.9	0	17.7	18.3	18.2	18.2	0.3	18.7
		1	12	17.2	17.0	17.0	0	17.7	18.4	18.2	18.3	0.3	18.7
		1	24	17.2	16.8	16.9	0	17.7	18.4	18.1	18.1	0.3	18.7
		12	0	17.0	16.8	16.8	0	17.7	18.3	18.1	18.1	0.3	18.7
12		7	17.1	16.9	16.8	0	17.7	18.4	18.1	18.1	0.3	18.7	
12		13	17.1	16.8	16.8	0	17.7	18.3	18.0	18.1	0.3	18.7	
25		0	17.0	16.8	16.8	0	17.7	18.3	18.1	18.1	0.3	18.7	

**LTE Band 7 Measured Results (ANT3)**

BW (MHz)	Mode	RB Allocation	RB Offset	Mode A Power (dBm)					Mode B Power (dBm)				
				20850	21100	21350	MPR	Max Power	20850	21100	21350	MPR	Max Power
				2510 MHz	2535 MHz	2560 MHz			2510 MHz	2535 MHz	2560 MHz		
20	QPSK	1	0	22.7	23.0	23.2	0	23.3	19.4	19.4	19.4	0	20.5
		1	49	22.9	23.0	23.1	0	23.3	19.6	19.4	19.6	0	20.5
		1	99	22.9	23.0	23.1	0	23.3	19.5	19.5	19.7	0	20.5
		50	0	22.9	23.0	23.0	0	23.3	19.4	19.4	19.6	0	20.5
		50	24	23.0	23.1	23.1	0	23.3	19.6	19.5	19.6	0	20.5
		50	50	23.0	23.1	23.1	0	23.3	19.5	19.4	19.7	0	20.5
	16QAM	100	0	23.0	23.1	23.1	0	23.3	19.5	19.4	19.7	0	20.5
		1	0	23.0	23.3	23.3	0	23.3	20.2	19.9	19.9	0	20.5
		1	49	23.1	23.1	23.3	0	23.3	20.4	19.9	20.1	0	20.5
		1	99	23.2	23.3	23.2	0	23.3	20.2	19.8	19.9	0	20.5
		50	0	22.3	22.4	22.7	0.3	23.0	20.1	19.7	19.7	0	20.5
		50	24	22.5	22.5	22.8	0.3	23.0	20.2	19.7	19.7	0	20.5
	64QAM	50	50	22.5	22.5	22.8	0.3	23.0	20.1	19.7	19.8	0	20.5
		100	0	22.4	22.5	22.8	0.3	23.0	20.0	19.7	19.7	0	20.5
		1	0	22.3	22.5	22.8	0.3	23.0	20.1	19.8	19.7	0	20.5
		1	49	22.5	22.6	23.0	0.3	23.0	20.3	19.8	19.9	0	20.5
		1	99	22.5	22.6	23.0	0.3	23.0	20.2	19.7	19.8	0	20.5
		50	0	21.3	21.4	21.7	1.3	22.0	20.1	19.7	19.7	0	20.5
	256QAM	50	24	21.4	21.5	21.8	1.3	22.0	20.1	19.7	19.7	0	20.5
		50	50	21.4	21.5	21.8	1.3	22.0	20.0	19.6	19.7	0	20.5
		100	0	21.4	21.5	21.8	1.3	22.0	20.1	19.7	19.7	0	20.5
		1	0	19.4	19.6	19.7	3.3	20.0	20.0	19.6	19.7	0.5	20.0
		1	49	19.5	19.6	19.9	3.3	20.0	20.0	19.5	19.6	0.5	20.0
		1	99	19.8	19.7	20.0	3.3	20.0	20.0	19.6	19.7	0.5	20.0
15	QPSK	50	0	19.3	19.4	19.7	3.3	20.0	19.9	19.5	19.5	0.5	20.0
		50	24	19.4	19.5	19.8	3.3	20.0	20.0	19.5	19.5	0.5	20.0
		50	50	19.5	19.5	19.8	3.3	20.0	19.9	19.5	19.6	0.5	20.0
		100	0	19.4	19.5	19.8	3.3	20.0	19.9	19.5	19.6	0.5	20.0
		1	0	22.8	22.9	23.2	0	23.3	19.7	19.6	19.6	0	20.5
		1	37	22.9	23.0	23.3	0	23.3	19.9	19.6	19.6	0	20.5
	16QAM	1	74	22.9	23.0	23.1	0	23.3	19.8	19.5	19.6	0	20.5
		36	0	22.9	23.0	23.3	0	23.3	19.9	19.6	19.6	0	20.5
		36	20	23.0	23.0	23.0	0	23.3	19.9	19.6	19.7	0	20.5
		36	39	23.0	23.0	23.1	0	23.3	19.9	19.6	19.7	0	20.5
		75	0	23.0	23.0	23.0	0	23.3	19.8	19.6	19.8	0	20.5
		1	0	23.1	23.2	23.0	0	23.3	20.0	19.9	19.9	0	20.5
	64QAM	1	37	23.2	23.0	23.2	0	23.3	20.1	19.9	20.0	0	20.5
		1	74	23.3	23.2	23.1	0	23.3	20.1	19.8	19.9	0	20.5
		36	0	22.4	22.4	22.7	0.3	23.0	19.9	19.7	19.7	0	20.5
		36	20	22.4	22.4	22.8	0.3	23.0	20.0	19.7	19.8	0	20.5
		36	39	22.4	22.4	22.8	0.3	23.0	19.9	19.7	19.8	0	20.5
		75	0	22.4	22.4	22.8	0.3	23.0	19.9	19.7	19.8	0	20.5
	256QAM	1	0	22.2	22.6	22.9	0.3	23.0	20.0	19.9	19.8	0	20.5
		1	37	22.4	22.7	23.0	0.3	23.0	20.1	19.8	19.9	0	20.5
		1	74	22.4	22.7	23.0	0.3	23.0	20.1	19.8	19.8	0	20.5
		36	0	21.3	21.4	21.7	1.3	22.0	19.9	19.6	19.6	0	20.5
		36	20	21.4	21.4	21.8	1.3	22.0	19.9	19.6	19.7	0	20.5
		36	39	21.3	21.4	21.8	1.3	22.0	19.9	19.6	19.7	0	20.5
256QAM	75	0	21.4	21.5	21.7	1.3	22.0	19.8	19.7	19.7	0	20.5	
	1	0	19.3	19.4	19.8	3.3	20.0	19.7	19.6	19.5	0.5	20.0	
	1	37	19.5	19.5	19.9	3.3	20.0	19.8	19.6	19.6	0.5	20.0	
	1	74	19.6	19.6	20.0	3.3	20.0	19.8	19.6	19.7	0.5	20.0	
	36	0	19.3	19.4	19.7	3.3	20.0	19.7	19.5	19.5	0.5	20.0	
	36	20	19.4	19.5	19.8	3.3	20.0	19.8	19.5	19.5	0.5	20.0	
256QAM	36	39	19.4	19.5	19.8	3.3	20.0	19.7	19.4	19.6	0.5	20.0	
	75	0	19.4	19.5	19.7	3.3	20.0	19.7	19.4	19.6	0.5	20.0	



**LTE Band 7 Measured Results (ANT3) (continued)**

BW (MHz)	Mode	RB Allocation	RB offset	Mode A Power (dBm)					Mode B Power (dBm)					
				20800	21100	21400	MPR	Max Power	20800	21100	21400	MPR	Max Power	
				2505 MHz	2535 MHz	2565 MHz			2505 MHz	2535 MHz	2565 MHz			
10	QPSK	1	0	23.0	23.1	23.2	0	23.3	20.0	19.8	19.8	0	20.5	
		1	25	23.1	23.1	23.2	0	23.3	20.1	19.8	19.9	0	20.5	
		1	49	23.1	23.2	23.3	0	23.3	20.1	19.7	19.9	0	20.5	
		25	0	23.1	23.1	23.2	0	23.3	20.1	19.8	19.8	0	20.5	
		25	12	23.2	23.2	23.2	0	23.3	20.1	19.8	19.9	0	20.5	
		25	25	23.2	23.2	23.3	0	23.3	20.0	19.8	19.9	0	20.5	
	16QAM	50	0	23.1	23.2	23.2	0	23.3	20.0	19.8	19.9	0	20.5	
		1	0	23.1	23.2	23.2	0	23.3	20.3	20.2	20.2	0	20.5	
		1	25	23.1	23.1	23.1	0	23.3	20.3	20.1	20.2	0	20.5	
		1	49	23.1	23.2	23.2	0	23.3	20.3	20.2	20.3	0	20.5	
		25	0	22.5	22.6	22.8	0.3	23.0	20.1	19.8	19.8	0	20.5	
		25	12	22.5	22.7	22.8	0.3	23.0	20.0	19.8	20.0	0	20.5	
	64QAM	25	25	22.6	22.6	22.9	0.3	23.0	20.0	19.8	19.9	0	20.5	
		50	0	22.5	22.6	22.7	0.3	23.0	20.0	19.8	19.9	0	20.5	
		1	0	22.5	22.9	22.9	0.3	23.0	20.2	20.0	20.0	0	20.5	
		1	25	22.6	22.9	23.0	0.3	23.0	20.1	20.0	20.1	0	20.5	
		1	49	22.6	22.9	23.0	0.3	23.0	20.1	20.0	20.1	0	20.5	
		25	0	21.5	21.6	21.7	1.3	22.0	20.1	19.8	19.8	0	20.5	
	256QAM	25	12	21.5	21.7	21.8	1.3	22.0	20.1	19.8	19.9	0	20.5	
		25	25	21.5	21.6	21.8	1.3	22.0	20.0	19.8	19.9	0	20.5	
		50	0	21.5	21.6	21.7	1.3	22.0	20.0	19.8	19.9	0	20.5	
		1	0	19.5	19.6	19.8	3.3	20.0	19.6	19.7	19.7	0.5	20.0	
		1	25	19.6	19.7	19.9	3.3	20.0	19.8	19.7	19.6	0.5	20.0	
		1	49	19.6	19.7	19.9	3.3	20.0	19.7	19.6	19.8	0.5	20.0	
	5	QPSK	25	0	19.4	19.5	19.7	3.3	20.0	19.6	19.6	19.6	0.5	20.0
25			12	19.5	19.7	19.7	3.3	20.0	19.7	19.6	19.7	0.5	20.0	
25			25	19.5	19.6	19.8	3.3	20.0	19.6	19.6	19.7	0.5	20.0	
50			0	19.5	19.6	19.7	3.3	20.0	19.8	19.6	19.7	0.5	20.0	
20775			21100	21425	MPR	Max Power	20775	21100	21425	MPR	Max Power			
2502.5 MHz			2535 MHz	2567.5 MHz			2502.5 MHz	2535 MHz	2567.5 MHz					
5		QPSK	1	0	23.1	23.2	23.3	0	23.3	19.9	19.7	19.9	0	20.5
			1	12	23.3	23.0	23.1	0	23.3	20.1	19.9	20.0	0	20.5
			1	24	23.2	23.2	23.3	0	23.3	20.0	19.7	19.9	0	20.5
			12	0	23.1	23.2	23.2	0	23.3	20.0	19.8	19.9	0	20.5
	12		7	23.2	23.3	23.0	0	23.3	20.1	19.8	20.0	0	20.5	
	12		13	23.2	23.2	23.0	0	23.3	20.0	19.8	20.0	0	20.5	
	16QAM	25	0	23.2	23.2	23.0	0	23.3	20.0	19.8	19.9	0	20.5	
		1	0	23.1	23.3	23.2	0	23.3	20.3	20.1	20.2	0	20.5	
		1	12	23.0	23.1	23.3	0	23.3	20.3	20.3	20.3	0	20.5	
		1	24	23.2	23.0	23.2	0	23.3	20.3	20.1	20.3	0	20.5	
		12	0	22.6	22.6	22.7	0.3	23.0	20.0	19.8	19.9	0	20.5	
		12	7	22.7	22.7	22.8	0.3	23.0	20.2	19.8	20.0	0	20.5	
	64QAM	12	13	22.7	22.7	22.8	0.3	23.0	20.1	19.8	19.9	0	20.5	
		25	0	22.6	22.6	22.9	0.3	23.0	20.0	19.8	20.0	0	20.5	
		1	0	22.6	22.9	23.0	0.3	23.0	20.0	19.8	20.0	0	20.5	
		1	12	22.7	22.9	23.0	0.3	23.0	20.1	19.9	20.1	0	20.5	
		1	24	22.7	22.9	23.0	0.3	23.0	20.1	19.8	20.0	0	20.5	
		12	0	21.6	21.6	21.8	1.3	22.0	20.0	19.8	19.9	0	20.5	
	256QAM	12	7	21.6	21.7	21.9	1.3	22.0	20.1	19.8	20.0	0	20.5	
		12	13	21.6	21.7	21.9	1.3	22.0	20.1	19.8	19.9	0	20.5	
		25	0	21.6	21.6	21.8	1.3	22.0	20.1	19.8	19.9	0	20.5	
		1	0	19.6	19.6	19.8	3.3	20.0	19.8	19.7	19.7	0.5	20.0	
		1	12	19.7	19.8	19.9	3.3	20.0	19.8	19.7	19.8	0.5	20.0	
		1	24	19.7	19.7	19.9	3.3	20.0	19.8	19.6	19.7	0.5	20.0	
	5	256QAM	12	0	19.6	19.6	19.8	3.3	20.0	19.8	19.6	19.6	0.5	20.0
12			7	19.6	19.7	19.8	3.3	20.0	19.6	19.6	19.6	0.5	20.0	
12			13	19.6	19.6	19.8	3.3	20.0	19.6	19.6	19.7	0.5	20.0	
25			0	19.6	19.6	19.8	3.3	20.0	19.8	19.6	19.7	0.5	20.0	

**LTE Band 7 Measured Results (ANT4)**

BW (MHz)	Mode	RB Allocation	RB Offset	Mode A Power (dBm)					Mode B Power (dBm)				
				20850	21100	21350	MPR	Max Power	20850	21100	21350	MPR	Max Power
				2510 MHz	2535 MHz	2560 MHz			2510 MHz	2535 MHz	2560 MHz		
20	QPSK	1	0	17.9	18.0	18.0	0	18.6	18.7	18.7	18.7	0	19.2
		1	49	18.0	18.0	18.0	0	18.6	18.7	18.7	18.8	0	19.2
		1	99	18.0	18.0	18.0	0	18.6	18.7	18.7	18.8	0	19.2
		50	0	18.0	18.0	18.0	0	18.6	18.7	18.8	18.8	0	19.2
		50	24	18.0	18.0	18.0	0	18.6	18.7	18.8	18.8	0	19.2
		50	50	18.0	18.0	18.1	0	18.6	18.7	18.8	18.8	0	19.2
	16QAM	100	0	17.9	18.0	18.0	0	18.6	18.7	18.8	18.8	0	19.2
		1	0	18.3	18.1	18.4	0	18.6	19.2	18.9	19.0	0	19.2
		1	49	18.6	18.4	18.6	0	18.6	19.2	19.1	19.1	0	19.2
		1	99	18.4	18.0	18.4	0	18.6	19.2	18.9	19.1	0	19.2
		50	0	18.3	18.2	18.2	0	18.6	19.0	18.9	18.9	0	19.2
		50	24	18.3	18.2	18.2	0	18.6	19.0	19.0	19.0	0	19.2
	64QAM	50	50	18.2	18.1	18.3	0	18.6	19.0	18.9	19.0	0	19.2
		100	0	18.2	18.2	18.2	0	18.6	18.9	19.0	19.0	0	19.2
		1	0	18.2	18.4	18.2	0	18.6	19.1	19.1	19.1	0	19.2
		1	49	18.5	18.6	18.2	0	18.6	19.2	19.2	19.1	0	19.2
		1	99	18.4	18.3	18.3	0	18.6	19.2	19.1	19.1	0	19.2
		50	0	18.4	18.3	18.2	0	18.6	19.1	19.0	19.0	0	19.2
	256QAM	50	24	18.4	18.3	18.2	0	18.6	19.2	19.0	19.0	0	19.2
		50	50	18.3	18.2	18.2	0	18.6	19.1	18.9	19.0	0	19.2
		100	0	18.3	18.2	18.2	0	18.6	19.1	19.0	19.0	0	19.2
		1	0	17.3	17.4	17.3	0.9	17.7	17.4	17.3	17.2	1.5	17.7
		1	49	17.4	17.3	17.3	0.9	17.7	17.7	17.3	17.2	1.5	17.7
		1	99	17.4	17.4	17.3	0.9	17.7	17.5	17.2	17.2	1.5	17.7
15	QPSK	50	0	17.3	17.2	17.2	0.9	17.7	17.3	17.2	17.2	1.5	17.7
		50	24	17.4	17.2	17.2	0.9	17.7	17.4	17.2	17.2	1.5	17.7
		50	50	17.3	17.2	17.2	0.9	17.7	17.3	17.1	17.2	1.5	17.7
		100	0	17.3	17.2	17.2	0.9	17.7	17.3	17.2	17.2	1.5	17.7
		1	0	18.2	18.0	18.2	0	18.6	18.8	18.8	18.9	0	19.2
		1	37	18.2	18.0	18.3	0	18.6	19.0	18.8	19.0	0	19.2
	16QAM	1	74	18.1	17.9	18.2	0	18.6	18.9	18.8	18.9	0	19.2
		36	0	18.2	18.1	18.2	0	18.6	19.0	18.9	18.9	0	19.2
		36	20	18.2	18.1	18.3	0	18.6	19.0	18.9	19.0	0	19.2
		36	39	18.2	18.1	18.3	0	18.6	18.9	18.9	19.0	0	19.2
		75	0	18.1	18.1	18.2	0	18.6	18.9	18.9	18.9	0	19.2
		1	0	18.2	18.2	18.3	0	18.6	19.1	19.2	19.2	0	19.2
	64QAM	1	37	18.3	18.3	18.4	0	18.6	19.2	19.2	19.2	0	19.2
		1	74	18.2	18.1	18.3	0	18.6	19.2	19.2	19.2	0	19.2
		36	0	18.2	18.2	18.2	0	18.6	19.0	18.9	19.0	0	19.2
		36	20	18.2	18.2	18.2	0	18.6	19.1	19.0	19.0	0	19.2
		36	39	18.2	18.1	18.3	0	18.6	19.0	18.9	19.0	0	19.2
		75	0	18.1	18.1	18.2	0	18.6	18.9	19.0	19.0	0	19.2
	256QAM	1	0	18.2	18.3	18.4	0	18.6	19.0	19.0	19.0	0	19.2
		1	37	18.5	18.3	18.3	0	18.6	19.2	19.1	19.0	0	19.2
		1	74	18.5	18.3	18.2	0	18.6	19.2	19.0	19.1	0	19.2
		36	0	18.3	18.2	18.2	0	18.6	19.1	18.9	18.9	0	19.2
		36	20	18.3	18.2	18.2	0	18.6	19.1	18.9	18.9	0	19.2
		36	39	18.4	18.1	18.2	0	18.6	19.1	18.9	18.9	0	19.2
256QAM	75	0	18.3	18.2	18.2	0	18.6	19.1	18.9	19.0	0	19.2	
	1	0	17.4	17.4	17.2	0.9	17.7	17.3	17.3	17.3	1.5	17.7	
	1	37	17.6	17.4	17.3	0.9	17.7	17.5	17.3	17.3	1.5	17.7	
	1	74	17.6	17.3	17.2	0.9	17.7	17.5	17.3	17.2	1.5	17.7	
	36	0	17.3	17.2	17.2	0.9	17.7	17.3	17.2	17.1	1.5	17.7	
	36	20	17.3	17.2	17.2	0.9	17.7	17.3	17.1	17.2	1.5	17.7	
256QAM	36	39	17.3	17.1	17.2	0.9	17.7	17.3	17.1	17.2	1.5	17.7	
	75	0	17.3	17.2	17.2	0.9	17.7	17.3	17.1	17.1	1.5	17.7	

**LTE Band 7 Measured Results (ANT4) (continued)**

BW (MHz)	Mode	RB Allocation	RB offset	Mode A Power (dBm)					Mode B Power (dBm)					
				20800	21100	21400	MPR	Max Power	20800	21100	21400	MPR	Max Power	
				2505 MHz	2535 MHz	2565 MHz			2505 MHz	2535 MHz	2565 MHz			
10	QPSK	1	0	18.2	18.2	18.3	0	18.6	19.0	19.0	19.1	0	19.2	
		1	25	18.3	18.2	18.3	0	18.6	19.1	19.0	19.1	0	19.2	
		1	49	18.3	18.2	18.3	0	18.6	19.2	19.0	19.1	0	19.2	
		25	0	18.3	18.3	18.3	0	18.6	19.2	19.1	19.1	0	19.2	
		25	12	18.3	18.3	18.4	0	18.6	19.2	19.1	19.2	0	19.2	
		25	25	18.3	18.3	18.4	0	18.6	19.2	19.1	19.2	0	19.2	
	16QAM	50	0	18.3	18.2	18.4	0	18.6	19.1	19.0	19.2	0	19.2	
		1	0	18.4	18.4	18.6	0	18.6	19.2	19.2	19.2	0	19.2	
		1	25	18.5	18.3	18.6	0	18.6	19.2	19.2	19.2	0	19.2	
		1	49	18.5	18.4	18.6	0	18.6	19.2	19.2	19.2	0	19.2	
		25	0	18.4	18.3	18.4	0	18.6	19.2	19.1	19.1	0	19.2	
		25	12	18.3	18.3	18.5	0	18.6	19.1	19.1	19.2	0	19.2	
	64QAM	25	25	18.4	18.3	18.4	0	18.6	19.2	19.1	19.2	0	19.2	
		50	0	18.3	18.3	18.4	0	18.6	19.1	19.1	19.2	0	19.2	
		1	0	18.6	18.4	18.6	0	18.6	19.2	19.2	19.2	0	19.2	
		1	25	18.6	18.5	18.6	0	18.6	19.2	19.2	19.2	0	19.2	
		1	49	18.6	18.4	18.5	0	18.6	19.2	19.2	19.2	0	19.2	
		25	0	18.5	18.3	18.4	0	18.6	19.2	19.1	19.1	0	19.2	
	256QAM	25	12	18.4	18.3	18.4	0	18.6	19.2	19.1	19.1	0	19.2	
		25	25	18.4	18.2	18.4	0	18.6	19.2	19.0	19.1	0	19.2	
		50	0	18.4	18.3	18.4	0	18.6	19.2	19.1	19.1	0	19.2	
		1	0	17.5	17.2	17.4	0.9	17.7	17.5	17.5	17.4	1.5	17.7	
		1	25	17.7	17.3	17.5	0.9	17.7	17.7	17.5	17.5	1.5	17.7	
		1	49	17.6	17.2	17.5	0.9	17.7	17.7	17.4	17.4	1.5	17.7	
	5	QPSK	25	0	17.4	17.3	17.3	0.9	17.7	17.5	17.3	17.3	1.5	17.7
			25	12	17.4	17.3	17.4	0.9	17.7	17.5	17.3	17.3	1.5	17.7
			25	25	17.5	17.2	17.4	0.9	17.7	17.5	17.2	17.3	1.5	17.7
			50	0	17.4	17.3	17.4	0.9	17.7	17.4	17.3	17.3	1.5	17.7
16QAM			1	0	18.3	18.3	18.4	0	18.6	19.1	19.1	19.1	0	19.2
			1	12	18.4	18.4	18.5	0	18.6	19.2	19.2	19.2	0	19.2
		1	24	18.3	18.3	18.3	0	18.6	19.2	19.0	19.1	0	19.2	
		12	0	18.3	18.3	18.4	0	18.6	19.1	19.1	19.2	0	19.2	
		12	7	18.3	18.3	18.4	0	18.6	19.2	19.1	19.2	0	19.2	
		12	13	18.3	18.3	18.4	0	18.6	19.2	19.1	19.2	0	19.2	
		25	0	18.3	18.3	18.4	0	18.6	19.1	19.1	19.2	0	19.2	
		64QAM	1	0	18.3	18.5	18.5	0	18.6	19.2	19.2	19.2	0	19.2
			1	12	18.5	18.6	18.6	0	18.6	19.2	19.2	19.2	0	19.2
			1	24	18.5	18.5	18.5	0	18.6	19.2	19.2	19.2	0	19.2
			12	0	18.4	18.4	18.4	0	18.6	19.1	19.0	19.2	0	19.2
			12	7	18.4	18.4	18.6	0	18.6	19.1	19.1	19.2	0	19.2
12			13	18.3	18.4	18.5	0	18.6	19.2	19.1	19.2	0	19.2	
256QAM		25	0	18.3	18.2	18.4	0	18.6	19.1	19.1	19.2	0	19.2	
		1	0	18.4	18.5	18.4	0	18.6	19.2	19.2	19.2	0	19.2	
		1	12	18.6	18.6	18.5	0	18.6	19.2	19.2	19.2	0	19.2	
		1	24	18.6	18.6	18.5	0	18.6	19.2	19.2	19.2	0	19.2	
		12	0	18.4	18.4	18.3	0	18.6	19.2	19.1	19.1	0	19.2	
		12	7	18.5	18.4	18.3	0	18.6	19.2	19.1	19.1	0	19.2	
256QAM		12	13	18.5	18.4	18.3	0	18.6	19.2	19.2	19.1	0	19.2	
		25	0	18.4	18.4	18.3	0	18.6	19.2	19.1	19.1	0	19.2	
		1	0	17.4	17.6	17.4	0.9	17.7	17.5	17.4	17.3	1.5	17.7	
		1	12	17.6	17.6	17.6	0.9	17.7	17.6	17.5	17.5	1.5	17.7	
		1	24	17.6	17.6	17.5	0.9	17.7	17.6	17.4	17.5	1.5	17.7	
	12	0	17.4	17.3	17.3	0.9	17.7	17.4	17.2	17.3	1.5	17.7		
256QAM	12	7	17.4	17.3	17.3	0.9	17.7	17.4	17.3	17.3	1.5	17.7		
	12	13	17.5	17.3	17.3	0.9	17.7	17.4	17.3	17.3	1.5	17.7		
	25	0	17.4	17.3	17.3	0.9	17.7	17.4	17.3	17.3	1.5	17.7		

**LTE Band 12 Measured Results (ANT1)**

BW (MHz)	Mode	RB Allocation	RB Offset	Mode A Power (dBm)					Mode B Power (dBm)				
				23095			MPR	Max Power	23095			MPR	Max Power
				707.5 MHz					707.5 MHz				
10	QPSK	1	0	25.1			0	25.7	25.1			0	25.7
		1	25	25.2			0	25.7	25.2			0	25.7
		1	49	25.2			0	25.7	25.2			0	25.7
		25	0	24.1			1	24.7	24.1			1	24.7
		25	12	24.2			1	24.7	24.2			1	24.7
		25	25	24.2			1	24.7	24.2			1	24.7
		50	0	24.2			1	24.7	24.2			1	24.7
	16QAM	1	0	24.5			1	24.7	24.5			1	24.7
		1	25	24.4			1	24.7	24.4			1	24.7
		1	49	24.5			1	24.7	24.5			1	24.7
		25	0	23.1			2	23.7	23.1			2	23.7
		25	12	23.2			2	23.7	23.2			2	23.7
		25	25	23.2			2	23.7	23.2			2	23.7
	64QAM	50	0	23.2			2	23.7	23.2			2	23.7
		1	0	23.3			2	23.7	23.3			2	23.7
		1	25	23.3			2	23.7	23.3			2	23.7
		1	49	23.4			2	23.7	23.4			2	23.7
		25	0	22.1			3	22.7	22.1			3	22.7
		25	12	22.2			3	22.7	22.2			3	22.7
		25	25	22.2			3	22.7	22.2			3	22.7
256QAM	50	0	22.2			3	22.7	22.2			3	22.7	
	1	0	20.2			5	20.7	20.2			5	20.7	
	1	25	20.2			5	20.7	20.2			5	20.7	
	1	49	20.2			5	20.7	20.2			5	20.7	
	25	0	20.1			5	20.7	20.1			5	20.7	
	25	12	20.2			5	20.7	20.2			5	20.7	
	25	25	20.2			5	20.7	20.2			5	20.7	
50	0	20.2			5	20.7	20.2			5	20.7		
BW (MHz)	Mode	RB Allocation	RB offset	Mode A Power (dBm)					Mode B Power (dBm)				
				23035	23095	23155	MPR	Max Power	23035	23095	23155	MPR	Max Power
				701.5 MHz	707.5 MHz	713.5 MHz			701.5 MHz	707.5 MHz	713.5 MHz		
5	QPSK	1	0	25.1	25.1	25.2	0	25.7	25.1	25.1	25.2	0	25.7
		1	12	25.2	25.3	25.4	0	25.7	25.2	25.3	25.4	0	25.7
		1	24	25.1	25.2	25.3	0	25.7	25.1	25.2	25.3	0	25.7
		12	0	24.1	24.1	24.2	1	24.7	24.1	24.1	24.2	1	24.7
		12	7	24.2	24.1	24.3	1	24.7	24.2	24.1	24.3	1	24.7
		12	13	24.2	24.2	24.3	1	24.7	24.2	24.2	24.3	1	24.7
		25	0	24.2	24.2	24.3	1	24.7	24.2	24.2	24.3	1	24.7
	16QAM	1	0	24.5	24.4	24.7	1	24.7	24.5	24.4	24.7	1	24.7
		1	12	24.5	24.6	24.7	1	24.7	24.5	24.6	24.7	1	24.7
		1	24	24.5	24.5	24.7	1	24.7	24.5	24.5	24.7	1	24.7
		12	0	23.2	23.2	23.3	2	23.7	23.2	23.2	23.3	2	23.7
		12	7	23.3	23.3	23.4	2	23.7	23.3	23.3	23.4	2	23.7
		12	13	23.3	23.3	23.4	2	23.7	23.3	23.3	23.4	2	23.7
	64QAM	25	0	23.2	23.2	23.3	2	23.7	23.2	23.2	23.3	2	23.7
		1	0	23.5	23.4	23.6	2	23.7	23.5	23.4	23.6	2	23.7
		1	12	23.5	23.5	23.7	2	23.7	23.5	23.5	23.7	2	23.7
		1	24	23.5	23.5	23.7	2	23.7	23.5	23.5	23.7	2	23.7
		12	0	22.1	22.0	22.2	3	22.7	22.1	22.0	22.2	3	22.7
		12	7	22.3	22.2	22.3	3	22.7	22.3	22.2	22.3	3	22.7
		12	13	22.3	22.1	22.2	3	22.7	22.3	22.1	22.2	3	22.7
256QAM	25	0	22.2	22.2	22.3	3	22.7	22.2	22.2	22.3	3	22.7	
	1	0	20.3	20.2	20.3	5	20.7	20.3	20.2	20.3	5	20.7	
	1	12	20.3	20.3	20.5	5	20.7	20.3	20.3	20.5	5	20.7	
	1	24	20.4	20.4	20.5	5	20.7	20.4	20.4	20.5	5	20.7	
	12	0	20.1	20.1	20.2	5	20.7	20.1	20.1	20.2	5	20.7	
	12	7	20.2	20.2	20.4	5	20.7	20.2	20.2	20.4	5	20.7	
12	13	20.2	20.2	20.3	5	20.7	20.2	20.2	20.3	5	20.7		
25	0	20.2	20.1	20.3	5	20.7	20.2	20.1	20.3	5	20.7		

**LTE Band 12 Measured Results (ANT1) (continued)**

BW (MHz)	Mode	RB Allocation	RB offset	Mode A Power (dBm)					Mode B Power (dBm)				
				23025	23095	23165	MPR	Max Power	23025	23095	23165	MPR	Max Power
				700.5 MHz	707.5 MHz	714.5 MHz			700.5 MHz	707.5 MHz	714.5 MHz		
3	QPSK	1	0	25.1	25.0	25.2	0	25.7	25.1	25.0	25.2	0	25.7
		1	8	25.2	25.1	25.4	0	25.7	25.2	25.1	25.4	0	25.7
		1	14	25.1	25.1	25.3	0	25.7	25.1	25.1	25.3	0	25.7
		8	0	24.2	24.1	24.3	1	24.7	24.2	24.1	24.3	1	24.7
		8	4	24.2	24.2	24.3	1	24.7	24.2	24.2	24.3	1	24.7
		8	7	24.2	24.2	24.3	1	24.7	24.2	24.2	24.3	1	24.7
	16QAM	15	0	24.1	24.1	24.2	1	24.7	24.1	24.1	24.2	1	24.7
		1	0	24.4	24.5	24.6	1	24.7	24.4	24.5	24.6	1	24.7
		1	8	24.5	24.6	24.7	1	24.7	24.5	24.6	24.7	1	24.7
		1	14	24.3	24.5	24.6	1	24.7	24.3	24.5	24.6	1	24.7
		8	0	23.2	23.2	23.3	2	23.7	23.2	23.2	23.3	2	23.7
		8	4	23.3	23.3	23.4	2	23.7	23.3	23.3	23.4	2	23.7
	64QAM	8	7	23.3	23.2	23.4	2	23.7	23.3	23.2	23.4	2	23.7
		15	0	23.2	23.2	23.3	2	23.7	23.2	23.2	23.3	2	23.7
		1	0	23.3	23.2	23.4	2	23.7	23.3	23.2	23.4	2	23.7
		1	8	23.4	23.4	23.5	2	23.7	23.4	23.4	23.5	2	23.7
		1	14	23.3	23.3	23.4	2	23.7	23.3	23.3	23.4	2	23.7
		8	0	22.2	22.1	22.3	3	22.7	22.2	22.1	22.3	3	22.7
	256QAM	8	4	22.3	22.2	22.3	3	22.7	22.3	22.2	22.3	3	22.7
		8	7	22.2	22.2	22.4	3	22.7	22.2	22.2	22.4	3	22.7
		15	0	22.2	22.2	22.2	3	22.7	22.2	22.2	22.2	3	22.7
		1	0	20.2	20.2	20.4	5	20.7	20.2	20.2	20.4	5	20.7
		1	8	20.3	20.3	20.4	5	20.7	20.3	20.3	20.4	5	20.7
		1	14	20.2	20.2	20.4	5	20.7	20.2	20.2	20.4	5	20.7
1.4	QPSK	8	0	20.2	20.1	20.2	5	20.7	20.2	20.1	20.2	5	20.7
		8	4	20.2	20.2	20.3	5	20.7	20.2	20.2	20.3	5	20.7
		8	7	20.2	20.2	20.4	5	20.7	20.2	20.2	20.4	5	20.7
		15	0	20.1	20.1	20.2	5	20.7	20.1	20.1	20.2	5	20.7
		1	0	25.1	25.1	25.3	0	25.7	25.1	25.1	25.3	0	25.7
		1	3	25.1	25.2	25.3	0	25.7	25.1	25.2	25.3	0	25.7
	16QAM	1	5	25.1	25.2	25.3	0	25.7	25.1	25.2	25.3	0	25.7
		3	0	25.2	25.1	25.3	0	25.7	25.2	25.1	25.3	0	25.7
		3	1	25.2	25.2	25.4	0	25.7	25.2	25.2	25.4	0	25.7
		3	3	25.2	25.2	25.3	0	25.7	25.2	25.2	25.3	0	25.7
		6	0	24.2	24.1	24.3	1	24.7	24.2	24.1	24.3	1	24.7
		1	0	24.3	24.4	24.6	1	24.7	24.3	24.4	24.6	1	24.7
	64QAM	1	3	24.3	24.5	24.7	1	24.7	24.3	24.5	24.7	1	24.7
		1	5	24.4	24.5	24.7	1	24.7	24.4	24.5	24.7	1	24.7
		3	0	24.3	24.3	24.5	1	24.7	24.3	24.3	24.5	1	24.7
		3	1	24.3	24.3	24.5	1	24.7	24.3	24.3	24.5	1	24.7
		3	3	24.3	24.3	24.6	1	24.7	24.3	24.3	24.6	1	24.7
		6	0	23.2	23.2	23.4	2	23.7	23.2	23.2	23.4	2	23.7
	256QAM	1	0	23.5	23.3	23.6	2	23.7	23.5	23.3	23.6	2	23.7
		1	3	23.3	23.5	23.4	2	23.7	23.3	23.5	23.4	2	23.7
		1	5	23.3	23.3	23.4	2	23.7	23.3	23.3	23.4	2	23.7
		3	0	23.3	23.3	23.4	2	23.7	23.3	23.3	23.4	2	23.7
		3	1	23.3	23.2	23.5	2	23.7	23.3	23.2	23.5	2	23.7
		3	3	23.3	23.3	23.4	2	23.7	23.3	23.3	23.4	2	23.7
QPSK	6	0	22.2	22.2	22.3	3	22.7	22.2	22.2	22.3	3	22.7	
	1	0	20.2	20.1	20.3	5	20.7	20.2	20.1	20.3	5	20.7	
	1	3	20.3	20.3	20.4	5	20.7	20.3	20.3	20.4	5	20.7	
	1	5	20.2	20.2	20.4	5	20.7	20.2	20.2	20.4	5	20.7	
	3	0	20.2	20.1	20.3	5	20.7	20.2	20.1	20.3	5	20.7	
	3	1	20.2	20.2	20.4	5	20.7	20.2	20.2	20.4	5	20.7	
16QAM	3	3	20.3	20.2	20.3	5	20.7	20.3	20.2	20.3	5	20.7	
	6	0	20.0	20.1	20.4	5	20.7	20.0	20.1	20.4	5	20.7	

**LTE Band 12 Measured Results (ANT2)**

BW (MHz)	Mode	RB Allocation	RB Offset	Mode A Power (dBm)					Mode B Power (dBm)					
				23095			MPR	Max Power	23095			MPR	Max Power	
				707.5 MHz					707.5 MHz					
10	QPSK	1	0		24.6		0	25.2		24.6		0	25.2	
		1	25		24.6		0	25.2		24.6		0	25.2	
		1	49		24.6		0	25.2		24.6		0	25.2	
		25	0		23.5		1	24.2		23.5		1	24.2	
		25	12		23.6		1	24.2		23.6		1	24.2	
		25	25		23.6		1	24.2		23.6		1	24.2	
		50	0		23.6		1	24.2		23.6		1	24.2	
	16QAM	1	0		23.9		1	24.2		23.9		1	24.2	
		1	25		23.8		1	24.2		23.8		1	24.2	
		1	49		23.9		1	24.2		23.9		1	24.2	
		25	0		22.5		2	23.2		22.5		2	23.2	
		25	12		22.6		2	23.2		22.6		2	23.2	
		25	25		22.6		2	23.2		22.6		2	23.2	
	64QAM	50	0		22.6		2	23.2		22.6		2	23.2	
		1	0		22.8		2	23.2		22.8		2	23.2	
		1	25		22.8		2	23.2		22.8		2	23.2	
		1	49		22.8		2	23.2		22.8		2	23.2	
		25	0		21.5		3	22.2		21.5		3	22.2	
		25	12		21.6		3	22.2		21.6		3	22.2	
	256QAM	25	25		21.6		3	22.2		21.6		3	22.2	
50		0		21.6		3	22.2		21.6		3	22.2		
1		0		19.6		5	20.2		19.6		5	20.2		
1		25		19.7		5	20.2		19.7		5	20.2		
1		49		19.7		5	20.2		19.7		5	20.2		
25		0		19.5		5	20.2		19.5		5	20.2		
5	QPSK	25	12		19.6		5	20.2		19.6		5	20.2	
		25	25		19.6		5	20.2		19.6		5	20.2	
		1	0		24.6	24.5	24.6	0	25.2	24.6	24.5	24.6	0	25.2
		1	12		24.7	24.6	24.7	0	25.2	24.7	24.6	24.7	0	25.2
		1	24		24.5	24.5	24.6	0	25.2	24.5	24.5	24.6	0	25.2
		12	0		23.5	23.5	23.6	1	24.2	23.5	23.5	23.6	1	24.2
		12	7		23.6	23.6	23.6	1	24.2	23.6	23.6	23.6	1	24.2
	16QAM	12	13		23.6	23.5	23.7	1	24.2	23.6	23.5	23.7	1	24.2
		25	0		23.6	23.5	23.6	1	24.2	23.6	23.5	23.6	1	24.2
		1	0		23.9	23.8	24.0	1	24.2	23.9	23.8	24.0	1	24.2
		1	12		24.0	24.0	24.2	1	24.2	24.0	24.0	24.2	1	24.2
		1	24		24.0	23.8	24.1	1	24.2	24.0	23.8	24.1	1	24.2
		12	0		22.5	22.6	22.6	2	23.2	22.5	22.6	22.6	2	23.2
		12	7		22.6	22.7	22.6	2	23.2	22.6	22.7	22.6	2	23.2
	64QAM	12	13		22.6	22.7	22.6	2	23.2	22.6	22.7	22.6	2	23.2
		25	0		22.6	22.6	22.6	2	23.2	22.6	22.6	22.6	2	23.2
		1	0		22.7	22.7	22.7	2	23.2	22.7	22.7	22.7	2	23.2
		1	12		22.7	22.7	22.8	2	23.2	22.7	22.7	22.8	2	23.2
		1	24		22.6	22.7	22.7	2	23.2	22.6	22.7	22.7	2	23.2
		12	0		21.5	21.5	21.6	3	22.2	21.5	21.5	21.6	3	22.2
12		7		21.6	21.6	21.6	3	22.2	21.6	21.6	21.6	3	22.2	
256QAM	12	13		21.6	21.6	21.7	3	22.2	21.6	21.6	21.7	3	22.2	
	25	0		21.6	21.5	21.6	3	22.2	21.6	21.5	21.6	3	22.2	
	1	0		19.7	19.6	19.6	5	20.2	19.7	19.6	19.6	5	20.2	
	1	12		19.8	19.7	19.8	5	20.2	19.8	19.7	19.8	5	20.2	
	1	24		19.7	19.6	19.7	5	20.2	19.7	19.6	19.7	5	20.2	
	12	0		19.5	19.5	19.6	5	20.2	19.5	19.5	19.6	5	20.2	
	12	7		19.6	19.6	19.6	5	20.2	19.6	19.6	19.6	5	20.2	
5	256QAM	12	13		19.6	19.6	19.7	5	20.2	19.6	19.6	19.7	5	20.2
		25	0		19.6	19.6	19.6	5	20.2	19.6	19.6	19.6	5	20.2
		25	0		19.6	19.6	19.6	5	20.2	19.6	19.6	19.6	5	20.2

**LTE Band 12 Measured Results (ANT2) (continued)**

BW (MHz)	Mode	RB Allocation	RB offset	Mode A Power (dBm)					Mode B Power (dBm)				
				23025	23095	23165	MPR	Max Power	23025	23095	23165	MPR	Max Power
				700.5 MHz	707.5 MHz	714.5 MHz			700.5 MHz	707.5 MHz	714.5 MHz		
3	QPSK	1	0	24.5	24.4	24.6	0	25.2	24.5	24.4	24.6	0	25.2
		1	8	24.6	24.6	24.7	0	25.2	24.6	24.6	24.7	0	25.2
		1	14	24.5	24.4	24.6	0	25.2	24.5	24.4	24.6	0	25.2
		8	0	23.6	23.5	23.6	1	24.2	23.6	23.5	23.6	1	24.2
		8	4	23.6	23.6	23.6	1	24.2	23.6	23.6	23.6	1	24.2
		8	7	23.6	23.6	23.7	1	24.2	23.6	23.6	23.7	1	24.2
	16QAM	15	0	23.6	23.5	23.6	1	24.2	23.6	23.5	23.6	1	24.2
		1	0	23.9	23.9	24.0	1	24.2	23.9	23.9	24.0	1	24.2
		1	8	24.0	24.0	24.0	1	24.2	24.0	24.0	24.0	1	24.2
		1	14	23.8	23.9	23.9	1	24.2	23.8	23.9	23.9	1	24.2
		8	0	22.6	22.5	22.7	2	23.2	22.6	22.5	22.7	2	23.2
		8	4	22.6	22.7	22.7	2	23.2	22.6	22.7	22.7	2	23.2
	64QAM	8	7	22.6	22.6	22.8	2	23.2	22.6	22.6	22.8	2	23.2
		15	0	22.6	22.6	22.6	2	23.2	22.6	22.6	22.6	2	23.2
		1	0	22.7	22.6	22.8	2	23.2	22.7	22.6	22.8	2	23.2
		1	8	22.8	22.7	22.9	2	23.2	22.8	22.7	22.9	2	23.2
		1	14	22.7	22.6	22.8	2	23.2	22.7	22.6	22.8	2	23.2
		8	0	21.6	21.5	21.6	3	22.2	21.6	21.5	21.6	3	22.2
	256QAM	8	4	21.6	21.6	21.7	3	22.2	21.6	21.6	21.7	3	22.2
		8	7	21.6	21.5	21.7	3	22.2	21.6	21.5	21.7	3	22.2
		15	0	21.6	21.5	21.6	3	22.2	21.6	21.5	21.6	3	22.2
		1	0	19.6	19.5	19.6	5	20.2	19.6	19.5	19.6	5	20.2
		1	8	19.7	19.7	19.8	5	20.2	19.7	19.7	19.8	5	20.2
		1	14	19.6	19.6	19.7	5	20.2	19.6	19.6	19.7	5	20.2
1.4	QPSK	8	0	19.6	19.5	19.6	5	20.2	19.6	19.5	19.6	5	20.2
		8	4	19.6	19.6	19.6	5	20.2	19.6	19.6	19.6	5	20.2
		8	7	19.6	19.6	19.7	5	20.2	19.6	19.6	19.7	5	20.2
		15	0	19.6	19.5	19.6	5	20.2	19.6	19.5	19.6	5	20.2
		1	0	24.6	24.6	24.7	0	25.2	24.6	24.6	24.7	0	25.2
		1	3	24.6	24.6	24.7	0	25.2	24.6	24.6	24.7	0	25.2
	16QAM	1	5	24.6	24.6	24.7	0	25.2	24.6	24.6	24.7	0	25.2
		3	0	24.6	24.5	24.6	0	25.2	24.6	24.5	24.6	0	25.2
		3	1	24.6	24.6	24.7	0	25.2	24.6	24.6	24.7	0	25.2
		3	3	24.6	24.5	24.7	0	25.2	24.6	24.5	24.7	0	25.2
		6	0	23.6	23.5	23.6	1	24.2	23.6	23.5	23.6	1	24.2
		1	0	23.8	23.8	24.0	1	24.2	23.8	23.8	24.0	1	24.2
	64QAM	1	3	23.8	23.9	24.0	1	24.2	23.8	23.9	24.0	1	24.2
		1	5	23.8	23.9	24.0	1	24.2	23.8	23.9	24.0	1	24.2
		3	0	23.8	23.7	23.9	1	24.2	23.8	23.7	23.9	1	24.2
		3	1	23.8	23.7	23.9	1	24.2	23.8	23.7	23.9	1	24.2
		3	3	23.8	23.8	23.9	1	24.2	23.8	23.8	23.9	1	24.2
		6	0	22.6	22.6	22.6	2	23.2	22.6	22.6	22.6	2	23.2
	256QAM	1	0	22.8	22.6	22.8	2	23.2	22.8	22.6	22.8	2	23.2
		1	3	22.8	22.7	22.8	2	23.2	22.8	22.7	22.8	2	23.2
		1	5	22.8	22.6	22.8	2	23.2	22.8	22.6	22.8	2	23.2
		3	0	22.6	22.6	22.8	2	23.2	22.6	22.6	22.8	2	23.2
		3	1	22.7	22.6	22.8	2	23.2	22.7	22.6	22.8	2	23.2
		3	3	22.6	22.6	22.8	2	23.2	22.6	22.6	22.8	2	23.2
QPSK	6	0	21.5	21.5	21.6	3	22.2	21.5	21.5	21.6	3	22.2	
	1	0	19.6	19.5	19.7	5	20.2	19.6	19.5	19.7	5	20.2	
	1	3	19.7	19.7	19.7	5	20.2	19.7	19.7	19.7	5	20.2	
	1	5	19.7	19.6	19.8	5	20.2	19.7	19.6	19.8	5	20.2	
	3	0	19.6	19.5	19.6	5	20.2	19.6	19.5	19.6	5	20.2	
	3	1	19.6	19.5	19.7	5	20.2	19.6	19.5	19.7	5	20.2	
16QAM	3	3	19.6	19.5	19.8	5	20.2	19.6	19.5	19.8	5	20.2	
	6	0	19.5	19.6	19.6	5	20.2	19.5	19.6	19.6	5	20.2	

**LTE Band 13 Measured Results (ANT1)**

BW (MHz)	Mode	RB Allocation	RB Offset	Mode A Power (dBm)				Mode B Power (dBm)				
				23230		MPR	Max Power	23230		MPR	Max Power	
				782 MHz				782 MHz				
10	QPSK	1	0	25.2		0	25.7	25.2		0	25.7	
		1	25	25.2		0	25.7	25.2		0	25.7	
		1	49	25.1		0	25.7	25.1		0	25.7	
		25	0	24.2		1	24.7	24.2		1	24.7	
		25	12	24.2		1	24.7	24.2		1	24.7	
		25	25	24.1		1	24.7	24.1		1	24.7	
	16QAM	50	0	24.1		1	24.7	24.1		1	24.7	
		1	0	24.5		1	24.7	24.5		1	24.7	
		1	25	24.6		1	24.7	24.6		1	24.7	
		1	49	24.5		1	24.7	24.5		1	24.7	
		25	0	23.2		2	23.7	23.2		2	23.7	
		25	12	23.2		2	23.7	23.2		2	23.7	
	64QAM	25	25	23.2		2	23.7	23.2		2	23.7	
		50	0	23.1		2	23.7	23.1		2	23.7	
		1	0	23.3		2	23.7	23.3		2	23.7	
		1	25	23.4		2	23.7	23.4		2	23.7	
		1	49	23.3		2	23.7	23.3		2	23.7	
		25	0	22.2		3	22.7	22.2		3	22.7	
	256QAM	25	12	22.2		3	22.7	22.2		3	22.7	
		25	25	22.1		3	22.7	22.1		3	22.7	
		50	0	22.2		3	22.7	22.2		3	22.7	
		1	0	20.1		5	20.7	20.1		5	20.7	
		1	25	20.4		5	20.7	20.4		5	20.7	
		1	49	20.2		5	20.7	20.2		5	20.7	
	5	QPSK	25	0	20.1		5	20.7	20.1		5	20.7
			25	12	20.1		5	20.7	20.1		5	20.7
			25	25	20.1		5	20.7	20.1		5	20.7
			50	0	20.2		5	20.7	20.2		5	20.7
16QAM		1	0	25.2		0	25.7	25.2		0	25.7	
		1	12	25.3		0	25.7	25.3		0	25.7	
		1	24	25.1		0	25.7	25.1		0	25.7	
		12	0	24.1		1	24.7	24.1		1	24.7	
64QAM	12	7	24.2		1	24.7	24.2		1	24.7		
	12	13	24.1		1	24.7	24.1		1	24.7		
	25	0	24.1		1	24.7	24.1		1	24.7		
	1	0	24.5		1	24.7	24.5		1	24.7		
	1	12	24.7		1	24.7	24.7		1	24.7		
	1	24	24.5		1	24.7	24.5		1	24.7		
	12	0	23.1		2	23.7	23.1		2	23.7		
	12	7	23.2		2	23.7	23.2		2	23.7		
256QAM	12	13	23.1		2	23.7	23.1		2	23.7		
	25	0	23.2		2	23.7	23.2		2	23.7		
	1	0	23.4		2	23.7	23.4		2	23.7		
	1	12	23.6		2	23.7	23.6		2	23.7		
	1	24	23.5		2	23.7	23.5		2	23.7		
	12	0	22.2		3	22.7	22.2		3	22.7		
	12	7	22.2		3	22.7	22.2		3	22.7		
	12	13	22.2		3	22.7	22.2		3	22.7		
256QAM	25	0	22.1		3	22.7	22.1		3	22.7		
	1	0	20.2		5	20.7	20.2		5	20.7		
	1	12	20.4		5	20.7	20.4		5	20.7		
	1	24	20.2		5	20.7	20.2		5	20.7		
	12	0	20.1		5	20.7	20.1		5	20.7		
	12	7	20.2		5	20.7	20.2		5	20.7		
	12	13	20.1		5	20.7	20.1		5	20.7		
	25	0	20.1		5	20.7	20.1		5	20.7		



**LTE Band 13 Measured Results (ANT2)**

BW (MHz)	Mode	RB Allocation	RB Offset	Mode A Power (dBm)				Mode B Power (dBm)			
				23230		MPR	Max Power	23230		MPR	Max Power
				782 MHz				782 MHz			
10	QPSK	1	0	24.0		0	24.7	24.0		0	25.2
		1	25	24.0		0	24.7	24.0		0	25.2
		1	49	24.0		0	24.7	24.0		0	25.2
		25	0	23.3		0.5	24.2	23.3		1	24.2
		25	12	23.3		0.5	24.2	23.3		1	24.2
		25	25	23.3		0.5	24.2	23.3		1	24.2
	16QAM	50	0	23.3		0.5	24.2	23.3		1	24.2
		1	0	23.6		0.5	24.2	23.6		1	24.2
		1	25	23.7		0.5	24.2	23.7		1	24.2
		1	49	23.7		0.5	24.2	23.7		1	24.2
		25	0	22.3		1.5	23.2	22.3		2	23.2
		25	12	22.4		1.5	23.2	22.4		2	23.2
	64QAM	25	25	22.4		1.5	23.2	22.4		2	23.2
		50	0	22.4		1.5	23.2	22.4		2	23.2
		1	0	22.5		1.5	23.2	22.5		2	23.2
		1	25	22.7		1.5	23.2	22.7		2	23.2
		1	49	22.6		1.5	23.2	22.6		2	23.2
		25	0	21.3		2.5	22.2	21.3		3	22.2
	256QAM	25	12	21.4		2.5	22.2	21.4		3	22.2
		25	25	21.4		2.5	22.2	21.4		3	22.2
		50	0	21.4		2.5	22.2	21.4		3	22.2
		1	0	19.3		4.5	20.2	19.3		5	20.2
		1	25	19.5		4.5	20.2	19.5		5	20.2
		1	49	19.5		4.5	20.2	19.5		5	20.2
5	QPSK	25	0	19.3		4.5	20.2	19.3		5	20.2
		25	12	19.4		4.5	20.2	19.4		5	20.2
		25	25	19.4		4.5	20.2	19.4		5	20.2
		50	0	19.3		4.5	20.2	19.3		5	20.2
		1	0	24.0		0	24.7	24.0		0	25.2
		1	12	24.2		0	24.7	24.2		0	25.2
	16QAM	1	24	24.1		0	24.7	24.1		0	25.2
		12	0	23.3		0.5	24.2	23.3		1	24.2
		12	7	23.4		0.5	24.2	23.4		1	24.2
		12	13	23.4		0.5	24.2	23.4		1	24.2
		25	0	23.3		0.5	24.2	23.3		1	24.2
		1	0	23.7		0.5	24.2	23.7		1	24.2
64QAM	1	12	23.8		0.5	24.2	23.8		1	24.2	
	1	24	23.8		0.5	24.2	23.8		1	24.2	
	12	0	22.5		1.5	23.2	22.5		2	23.2	
	12	7	22.5		1.5	23.2	22.5		2	23.2	
	12	13	22.6		1.5	23.2	22.6		2	23.2	
	25	0	22.4		1.5	23.2	22.4		2	23.2	
256QAM	1	0	22.6		1.5	23.2	22.6		2	23.2	
	1	12	22.8		1.5	23.2	22.8		2	23.2	
	1	24	22.6		1.5	23.2	22.6		2	23.2	
	12	0	21.3		2.5	22.2	21.3		3	22.2	
	12	7	21.4		2.5	22.2	21.4		3	22.2	
	12	13	21.4		2.5	22.2	21.4		3	22.2	
QPSK	25	0	21.3		2.5	22.2	21.3		3	22.2	
	1	0	19.5		4.5	20.2	19.5		5	20.2	
	1	12	19.7		4.5	20.2	19.7		5	20.2	
	1	24	19.6		4.5	20.2	19.6		5	20.2	
	12	0	19.4		4.5	20.2	19.4		5	20.2	
	12	7	19.4		4.5	20.2	19.4		5	20.2	
16QAM	12	13	19.4		4.5	20.2	19.4		5	20.2	
	25	0	19.3		4.5	20.2	19.3		5	20.2	

**LTE Band 14 Measured Results (ANT1)**

BW (MHz)	Mode	RB Allocation	RB Offset	Mode A Power (dBm)				Mode B Power (dBm)			
				23330		MPR	Max Power	23330		MPR	Max Power
				793 MHz				793 MHz			
10	QPSK	1	0	25.0		0	25.7	25.0		0	25.7
		1	25	25.0		0	25.7	25.0		0	25.7
		1	49	24.9		0	25.7	24.9		0	25.7
		25	0	24.0		1	24.7	24.0		1	24.7
		25	12	24.0		1	24.7	24.0		1	24.7
		25	25	24.0		1	24.7	24.0		1	24.7
	16QAM	50	0	24.0		1	24.7	24.0		1	24.7
		1	0	24.4		1	24.7	24.4		1	24.7
		1	25	24.3		1	24.7	24.3		1	24.7
		1	49	24.3		1	24.7	24.3		1	24.7
		25	0	23.0		2	23.7	23.0		2	23.7
		25	12	23.0		2	23.7	23.0		2	23.7
	64QAM	25	25	23.0		2	23.7	23.0		2	23.7
		50	0	23.0		2	23.7	23.0		2	23.7
		1	0	23.3		2	23.7	23.3		2	23.7
		1	25	23.3		2	23.7	23.3		2	23.7
		1	49	23.3		2	23.7	23.3		2	23.7
		25	0	22.0		3	22.7	22.0		3	22.7
	256QAM	25	12	22.0		3	22.7	22.0		3	22.7
		25	25	22.0		3	22.7	22.0		3	22.7
		50	0	22.0		3	22.7	22.0		3	22.7
		1	0	20.1		5	20.7	20.1		5	20.7
		1	25	20.2		5	20.7	20.2		5	20.7
		1	49	20.0		5	20.7	20.0		5	20.7
5	QPSK	25	0	20.0		5	20.7	20.0		5	20.7
		25	12	20.0		5	20.7	20.0		5	20.7
		25	25	20.0		5	20.7	20.0		5	20.7
		50	0	20.0		5	20.7	20.0		5	20.7
		1	0	25.0		0	25.7	25.0		0	25.7
		1	12	25.1		0	25.7	25.1		0	25.7
	16QAM	1	24	25.0		0	25.7	25.0		0	25.7
		12	0	24.0		1	24.7	24.0		1	24.7
		12	7	24.0		1	24.7	24.0		1	24.7
		12	13	24.0		1	24.7	24.0		1	24.7
		25	0	24.0		1	24.7	24.0		1	24.7
		1	0	24.4		1	24.7	24.4		1	24.7
64QAM	1	12	24.6		1	24.7	24.6		1	24.7	
	1	24	24.4		1	24.7	24.4		1	24.7	
	12	0	23.1		2	23.7	23.1		2	23.7	
	12	7	23.1		2	23.7	23.1		2	23.7	
	12	13	23.1		2	23.7	23.1		2	23.7	
	25	0	23.0		2	23.7	23.0		2	23.7	
256QAM	1	0	23.3		2	23.7	23.3		2	23.7	
	1	12	23.5		2	23.7	23.5		2	23.7	
	1	24	23.3		2	23.7	23.3		2	23.7	
	12	0	22.1		3	22.7	22.1		3	22.7	
	12	7	22.2		3	22.7	22.2		3	22.7	
	12	13	22.1		3	22.7	22.1		3	22.7	
QPSK	25	0	22.0		3	22.7	22.0		3	22.7	
	1	0	20.0		5	20.7	20.0		5	20.7	
	1	12	20.2		5	20.7	20.2		5	20.7	
	1	24	20.0		5	20.7	20.0		5	20.7	
	12	0	20.0		5	20.7	20.0		5	20.7	
	12	7	20.0		5	20.7	20.0		5	20.7	
16QAM	12	13	20.0		5	20.7	20.0		5	20.7	
	25	0	20.0		5	20.7	20.0		5	20.7	
	1	0	25.0		0	25.7	25.0		0	25.7	
	1	12	25.1		0	25.7	25.1		0	25.7	
	1	24	25.0		0	25.7	25.0		0	25.7	
	12	0	24.0		1	24.7	24.0		1	24.7	
64QAM	12	7	24.0		1	24.7	24.0		1	24.7	
	12	13	24.0		1	24.7	24.0		1	24.7	
	25	0	24.0		1	24.7	24.0		1	24.7	
	1	0	24.4		1	24.7	24.4		1	24.7	
	1	12	24.6		1	24.7	24.6		1	24.7	
	1	24	24.4		1	24.7	24.4		1	24.7	
256QAM	12	0	23.1		2	23.7	23.1		2	23.7	
	12	7	23.1		2	23.7	23.1		2	23.7	
	12	13	23.1		2	23.7	23.1		2	23.7	
	25	0	23.0		2	23.7	23.0		2	23.7	
	1	0	23.3		2	23.7	23.3		2	23.7	
	1	12	23.5		2	23.7	23.5		2	23.7	
QPSK	1	24	23.3		2	23.7	23.3		2	23.7	
	12	0	22.1		3	22.7	22.1		3	22.7	
	12	7	22.2		3	22.7	22.2		3	22.7	
	12	13	22.1		3	22.7	22.1		3	22.7	
	25	0	22.0		3	22.7	22.0		3	22.7	
	1	0	20.0		5	20.7	20.0		5	20.7	
16QAM	1	12	20.2		5	20.7	20.2		5	20.7	
	1	24	20.0		5	20.7	20.0		5	20.7	
	12	0	20.0		5	20.7	20.0		5	20.7	
	12	7	20.0		5	20.7	20.0		5	20.7	
	12	13	20.0		5	20.7	20.0		5	20.7	
	25	0	20.0		5	20.7	20.0		5	20.7	

**LTE Band 14 Measured Results (ANT2)**

BW (MHz)	Mode	RB Allocation	RB Offset	Mode A Power (dBm)				Mode B Power (dBm)			
				23330		MPR	Max Power	23330		MPR	Max Power
				793 MHz				793 MHz			
10	QPSK	1	0	23.9		0	24.7	23.9		0	25.2
		1	25	24.0		0	24.7	24.0		0	25.2
		1	49	23.9		0	24.7	23.9		0	25.2
		25	0	23.3		0.5	24.2	23.3		1	24.2
		25	12	23.3		0.5	24.2	23.3		1	24.2
		25	25	23.2		0.5	24.2	23.2		1	24.2
	16QAM	50	0	23.2		0.5	24.2	23.2		1	24.2
		1	0	23.6		0.5	24.2	23.6		1	24.2
		1	25	23.6		0.5	24.2	23.6		1	24.2
		1	49	23.6		0.5	24.2	23.6		1	24.2
		25	0	22.3		1.5	23.2	22.3		2	23.2
		25	12	22.3		1.5	23.2	22.3		2	23.2
	64QAM	25	25	22.3		1.5	23.2	22.3		2	23.2
		50	0	22.3		1.5	23.2	22.3		2	23.2
		1	0	22.4		1.5	23.2	22.4		2	23.2
		1	25	22.5		1.5	23.2	22.5		2	23.2
		1	49	22.4		1.5	23.2	22.4		2	23.2
		25	0	21.3		2.5	22.2	21.3		3	22.2
	256QAM	25	12	21.3		2.5	22.2	21.3		3	22.2
		25	25	21.2		2.5	22.2	21.2		3	22.2
		50	0	21.3		2.5	22.2	21.3		3	22.2
		1	0	19.3		4.5	20.2	19.3		5	20.2
		1	25	19.5		4.5	20.2	19.5		5	20.2
		1	49	19.3		4.5	20.2	19.3		5	20.2
5	QPSK	25	0	19.3		4.5	20.2	19.3		5	20.2
		25	12	19.3		4.5	20.2	19.3		5	20.2
		25	25	19.2		4.5	20.2	19.2		5	20.2
		50	0	19.2		4.5	20.2	19.2		5	20.2
		1	0	24.0		0	24.7	24.0		0	25.2
		1	12	24.1		0	24.7	24.1		0	25.2
	16QAM	1	24	23.9		0	24.7	23.9		0	25.2
		12	0	23.3		0.5	24.2	23.3		1	24.2
		12	7	23.3		0.5	24.2	23.3		1	24.2
		12	13	23.2		0.5	24.2	23.2		1	24.2
		25	0	23.2		0.5	24.2	23.2		1	24.2
		1	0	23.7		0.5	24.2	23.7		1	24.2
64QAM	1	12	23.8		0.5	24.2	23.8		1	24.2	
	1	24	23.6		0.5	24.2	23.6		1	24.2	
	12	0	22.3		1.5	23.2	22.3		2	23.2	
	12	7	22.3		1.5	23.2	22.3		2	23.2	
	12	13	22.3		1.5	23.2	22.3		2	23.2	
	25	0	22.3		1.5	23.2	22.3		2	23.2	
256QAM	1	0	22.6		1.5	23.2	22.6		2	23.2	
	1	12	22.7		1.5	23.2	22.7		2	23.2	
	1	24	22.6		1.5	23.2	22.6		2	23.2	
	12	0	21.3		2.5	22.2	21.3		3	22.2	
	12	7	21.3		2.5	22.2	21.3		3	22.2	
	12	13	21.3		2.5	22.2	21.3		3	22.2	
QPSK	25	0	21.2		2.5	22.2	21.2		3	22.2	
	1	0	19.4		4.5	20.2	19.4		5	20.2	
	1	12	19.6		4.5	20.2	19.6		5	20.2	
	1	24	19.4		4.5	20.2	19.4		5	20.2	
	12	0	19.3		4.5	20.2	19.3		5	20.2	
	12	7	19.3		4.5	20.2	19.3		5	20.2	
16QAM	12	13	19.2		4.5	20.2	19.2		5	20.2	
	25	0	19.2		4.5	20.2	19.2		5	20.2	
	1	0	24.0		0	24.7	24.0		0	25.2	
	1	12	24.1		0	24.7	24.1		0	25.2	
	1	24	23.9		0	24.7	23.9		0	25.2	
	12	0	23.3		0.5	24.2	23.3		1	24.2	
64QAM	12	7	23.3		0.5	24.2	23.3		1	24.2	
	12	13	23.2		0.5	24.2	23.2		1	24.2	
	25	0	23.2		0.5	24.2	23.2		1	24.2	
	1	0	23.7		0.5	24.2	23.7		1	24.2	
	1	12	23.8		0.5	24.2	23.8		1	24.2	
	1	24	23.6		0.5	24.2	23.6		1	24.2	
256QAM	12	0	22.3		1.5	23.2	22.3		2	23.2	
	12	7	22.3		1.5	23.2	22.3		2	23.2	
	12	13	22.3		1.5	23.2	22.3		2	23.2	
	25	0	22.3		1.5	23.2	22.3		2	23.2	
	1	0	22.6		1.5	23.2	22.6		2	23.2	
	1	12	22.7		1.5	23.2	22.7		2	23.2	
QPSK	1	24	22.6		1.5	23.2	22.6		2	23.2	
	12	0	21.3		2.5	22.2	21.3		3	22.2	
	12	7	21.3		2.5	22.2	21.3		3	22.2	
	12	13	21.3		2.5	22.2	21.3		3	22.2	
	25	0	21.2		2.5	22.2	21.2		3	22.2	
	1	0	19.4		4.5	20.2	19.4		5	20.2	
16QAM	1	12	19.6		4.5	20.2	19.6		5	20.2	
	1	24	19.4		4.5	20.2	19.4		5	20.2	
	12	0	19.3		4.5	20.2	19.3		5	20.2	
	12	7	19.3		4.5	20.2	19.3		5	20.2	
	12	13	19.2		4.5	20.2	19.2		5	20.2	
	25	0	19.2		4.5	20.2	19.2		5	20.2	

**LTE Band 25 Measured Results (ANT1)**

BW (MHz)	Mode	RB Allocation	RB Offset	Mode A Power (dBm)					Mode B Power (dBm)				
				26140	26365	26590	MPR	Max Power	26140	26365	26590	MPR	Max Power
				1860 MHz	1882.5 MHz	1905 MHz			1860 MHz	1882.5 MHz	1905 MHz		
20	QPSK	1	0	23.9	23.8	23.7	0	24.5	18.6	18.5	18.4	0	19.6
		1	49	23.9	23.7	23.7	0	24.5	18.6	18.5	18.4	0	19.6
		1	99	23.8	23.7	23.6	0	24.5	18.6	18.5	18.3	0	19.6
		50	0	23.9	23.8	23.7	0	24.5	18.7	18.6	18.5	0	19.6
		50	24	23.9	23.8	23.7	0	24.5	18.7	18.6	18.5	0	19.6
		50	50	23.9	23.7	23.6	0	24.5	18.7	18.5	18.4	0	19.6
	16QAM	100	0	23.9	23.8	23.7	0	24.5	18.7	18.6	18.5	0	19.6
		1	0	24.0	24.1	24.0	0	24.5	18.8	18.9	18.7	0	19.6
		1	49	24.2	24.3	24.3	0	24.5	18.9	18.9	18.9	0	19.6
		1	99	24.1	24.0	23.9	0	24.5	18.8	18.8	18.6	0	19.6
		50	0	23.4	23.3	23.2	0.8	23.7	18.7	18.6	18.5	0	19.6
		50	24	23.4	23.3	23.2	0.8	23.7	18.7	18.6	18.5	0	19.6
	64QAM	50	50	23.4	23.2	23.1	0.8	23.7	18.7	18.5	18.4	0	19.6
		100	0	23.4	23.3	23.3	0.8	23.7	18.7	18.6	18.5	0	19.6
		1	0	23.6	23.5	23.5	0.8	23.7	18.6	18.6	18.6	0	19.6
		1	49	23.5	23.7	23.6	0.8	23.7	18.8	18.6	18.8	0	19.6
		1	99	23.5	23.4	23.5	0.8	23.7	18.6	18.5	18.5	0	19.6
		50	0	22.4	22.3	22.2	1.8	22.7	18.5	18.4	18.3	0	19.6
	256QAM	50	24	22.4	22.4	22.2	1.8	22.7	18.5	18.4	18.3	0	19.6
		50	50	22.4	22.2	22.1	1.8	22.7	18.4	18.4	18.3	0	19.6
		100	0	22.4	22.3	22.2	1.8	22.7	18.5	18.4	18.4	0	19.6
		1	0	20.5	20.5	20.5	3.8	20.7	18.5	18.7	18.5	0	19.6
		1	49	20.4	20.5	20.4	3.8	20.7	18.5	18.5	18.4	0	19.6
		1	99	20.4	20.5	20.4	3.8	20.7	18.5	18.6	18.5	0	19.6
15	QPSK	50	0	20.4	20.3	20.2	3.8	20.7	18.5	18.4	18.3	0	19.6
		50	24	20.4	20.4	20.2	3.8	20.7	18.5	18.4	18.3	0	19.6
		50	50	20.4	20.2	20.1	3.8	20.7	18.4	18.4	18.3	0	19.6
		100	0	20.4	20.3	20.2	3.8	20.7	18.5	18.4	18.3	0	19.6
		1	0	24.1	24.0	23.9	0	24.5	18.9	18.8	18.7	0	19.6
		1	37	24.2	24.0	23.9	0	24.5	18.8	18.9	18.7	0	19.6
	16QAM	1	74	24.2	23.9	23.9	0	24.5	18.9	18.8	18.6	0	19.6
		36	0	23.4	23.3	23.2	0	24.5	18.7	18.6	18.5	0	19.6
		36	20	23.3	23.3	23.2	0	24.5	18.6	18.6	18.5	0	19.6
		36	39	23.3	23.3	23.1	0	24.5	18.6	18.6	18.4	0	19.6
		75	0	23.3	23.3	23.2	0	24.5	18.6	18.6	18.5	0	19.6
		1	0	24.1	24.0	23.9	0	24.5	18.9	18.8	18.7	0	19.6
	64QAM	1	37	24.2	24.0	23.9	0	24.5	18.8	18.9	18.7	0	19.6
		1	74	24.2	23.9	23.9	0	24.5	18.9	18.8	18.6	0	19.6
		36	0	23.4	23.3	23.2	0.8	23.7	18.7	18.6	18.5	0	19.6
		36	20	23.3	23.3	23.2	0.8	23.7	18.6	18.6	18.5	0	19.6
		36	39	23.3	23.3	23.1	0.8	23.7	18.6	18.6	18.4	0	19.6
		75	0	23.3	23.3	23.2	0.8	23.7	18.6	18.6	18.5	0	19.6
	256QAM	1	0	23.5	23.5	23.3	0.8	23.7	18.6	18.7	18.5	0	19.6
		1	37	23.5	23.6	23.4	0.8	23.7	18.6	18.7	18.4	0	19.6
		1	74	23.5	23.5	23.3	0.8	23.7	18.6	18.6	18.4	0	19.6
		36	0	22.4	22.3	22.2	1.8	22.7	18.5	18.4	18.3	0	19.6
		36	20	22.3	22.3	22.2	1.8	22.7	18.4	18.4	18.3	0	19.6
		36	39	22.3	22.3	22.1	1.8	22.7	18.4	18.4	18.3	0	19.6
256QAM	75	0	22.3	22.3	22.2	1.8	22.7	18.4	18.4	18.3	0	19.6	
	1	0	20.5	20.3	20.3	3.8	20.7	18.6	18.4	18.4	0	19.6	
	1	37	20.5	20.3	20.3	3.8	20.7	18.6	18.4	18.4	0	19.6	
	1	74	20.5	20.2	20.3	3.8	20.7	18.5	18.5	18.5	0	19.6	
	36	0	20.4	20.3	20.2	3.8	20.7	18.5	18.4	18.3	0	19.6	
	36	20	20.3	20.3	20.2	3.8	20.7	18.4	18.4	18.3	0	19.6	
256QAM	36	39	20.3	20.3	20.1	3.8	20.7	18.4	18.4	18.3	0	19.6	
	75	0	20.3	20.3	20.2	3.8	20.7	18.4	18.4	18.3	0	19.6	

**LTE Band 25 Measured Results (ANT1) (continued)**

BW (MHz)	Mode	RB Allocation	RB offset	Mode A Power (dBm)					Mode B Power (dBm)				
				26090	26365	26640	MPR	Max Power	26090	26365	26590	MPR	Max Power
				1855 MHz	1882.5 MHz	1910 MHz			1860 MHz	1882.5 MHz	1905 MHz		
10	QPSK	1	0	24.3	24.3	24.2	0	24.5	18.9	18.9	18.8	0	19.6
		1	25	24.4	24.2	24.1	0	24.5	18.9	18.9	18.9	0	19.6
		1	49	24.3	24.2	24.2	0	24.5	18.9	18.9	18.8	0	19.6
		25	0	23.6	23.4	23.3	0	24.5	18.8	18.8	18.6	0	19.6
		25	12	23.6	23.5	23.3	0	24.5	18.9	18.8	18.6	0	19.6
		25	25	23.5	23.5	23.2	0	24.5	18.8	18.8	18.5	0	19.6
	16QAM	50	0	23.5	23.4	23.3	0	24.5	18.8	18.8	18.6	0	19.6
		1	0	24.3	24.3	24.2	0	24.5	18.9	18.9	18.8	0	19.6
		1	25	24.4	24.2	24.1	0	24.5	18.9	18.9	18.9	0	19.6
		1	49	24.3	24.2	24.2	0	24.5	18.9	18.9	18.8	0	19.6
		25	0	23.6	23.4	23.3	0.8	23.7	18.8	18.8	18.6	0	19.6
		25	12	23.6	23.5	23.3	0.8	23.7	18.9	18.8	18.6	0	19.6
	64QAM	25	25	23.5	23.5	23.2	0.8	23.7	18.8	18.8	18.5	0	19.6
		50	0	23.5	23.4	23.3	0.8	23.7	18.8	18.8	18.6	0	19.6
		1	0	23.6	23.4	23.5	0.8	23.7	18.8	18.8	18.6	0	19.6
		1	25	23.7	23.4	23.5	0.8	23.7	18.8	18.8	18.7	0	19.6
		1	49	23.7	23.4	23.5	0.8	23.7	18.8	18.8	18.7	0	19.6
		25	0	22.6	22.5	22.3	1.8	22.7	18.6	18.5	18.4	0	19.6
	256QAM	25	12	22.6	22.5	22.4	1.8	22.7	18.7	18.6	18.5	0	19.6
		25	25	22.5	22.5	22.2	1.8	22.7	18.6	18.5	18.4	0	19.6
		50	0	22.5	22.5	22.3	1.8	22.7	18.6	18.5	18.4	0	19.6
		1	0	20.5	20.5	20.4	3.8	20.7	18.7	18.6	18.5	0	19.6
		1	25	20.6	20.6	20.5	3.8	20.7	18.8	18.6	18.5	0	19.6
		1	49	20.5	20.5	20.3	3.8	20.7	18.6	18.6	18.5	0	19.6
	5	QPSK	25	0	20.5	20.5	20.3	3.8	20.7	18.6	18.5	18.4	0
25			12	20.6	20.5	20.3	3.8	20.7	18.6	18.6	18.4	0	19.6
25			25	20.5	20.5	20.2	3.8	20.7	18.5	18.5	18.4	0	19.6
50			0	20.4	20.4	20.3	3.8	20.7	18.6	18.5	18.4	0	19.6
1			0	24.3	24.2	24.2	0	24.5	18.9	18.9	18.9	0	19.6
1			12	24.5	24.3	24.3	0	24.5	18.9	18.9	18.9	0	19.6
16QAM		1	24	24.3	24.2	24.1	0	24.5	18.9	18.9	18.9	0	19.6
		12	0	23.5	23.4	23.4	0	24.5	18.9	18.9	18.7	0	19.6
		12	7	23.5	23.5	23.5	0	24.5	18.9	18.9	18.8	0	19.6
		12	13	23.5	23.5	23.4	0	24.5	18.9	18.9	18.7	0	19.6
		25	0	23.5	23.4	23.3	0	24.5	18.9	18.7	18.6	0	19.6
		1	0	24.3	24.2	24.2	0	24.5	18.9	18.9	18.9	0	19.6
64QAM		1	12	24.5	24.3	24.3	0	24.5	18.9	18.9	18.9	0	19.6
		1	24	24.3	24.2	24.1	0	24.5	18.9	18.9	18.9	0	19.6
		12	0	23.5	23.4	23.4	0.8	23.7	18.9	18.9	18.7	0	19.6
		12	7	23.5	23.5	23.5	0.8	23.7	18.9	18.9	18.8	0	19.6
		12	13	23.5	23.5	23.4	0.8	23.7	18.9	18.9	18.7	0	19.6
		25	0	23.5	23.4	23.3	0.8	23.7	18.9	18.7	18.6	0	19.6
256QAM		1	0	23.7	23.7	23.6	0.8	23.7	18.9	18.7	18.7	0	19.6
		1	12	23.7	23.5	23.6	0.8	23.7	18.9	18.8	18.7	0	19.6
		1	24	23.7	23.7	23.6	0.8	23.7	18.9	18.7	18.7	0	19.6
		12	0	22.5	22.5	22.3	1.8	22.7	18.6	18.5	18.5	0	19.6
		12	7	22.6	22.5	22.3	1.8	22.7	18.6	18.5	18.5	0	19.6
		12	13	22.5	22.5	22.3	1.8	22.7	18.6	18.5	18.5	0	19.6
256QAM		25	0	22.5	22.5	22.3	1.8	22.7	18.6	18.5	18.4	0	19.6
	1	0	20.6	20.5	20.4	3.8	20.7	18.8	18.5	18.6	0	19.6	
	1	12	20.5	20.6	20.5	3.8	20.7	18.9	18.6	18.6	0	19.6	
	1	24	20.6	20.4	20.3	3.8	20.7	18.7	18.5	18.6	0	19.6	
	12	0	20.5	20.4	20.3	3.8	20.7	18.6	18.5	18.4	0	19.6	
	12	7	20.6	20.5	20.3	3.8	20.7	18.6	18.5	18.4	0	19.6	
256QAM	12	13	20.6	20.4	20.3	3.8	20.7	18.6	18.5	18.4	0	19.6	
	25	0	20.5	20.4	20.3	3.8	20.7	18.5	18.5	18.4	0	19.6	

**LTE Band 25 Measured Results (ANT1) (continued)**

BW (MHz)	Mode	RB Allocation	RB offset	Mode A Power (dBm)					Mode B Power (dBm)				
				26055	26365	26675	MPR	Max Power	26055	26365	26590	MPR	Max Power
				1851.5 MHz	1882.5 MHz	1913.5 MHz			1860 MHz	1882.5 MHz	1905 MHz		
3	QPSK	1	0	24.3	24.3	24.0	0	24.5	18.9	18.9	18.8	0	19.6
		1	8	24.4	24.4	24.1	0	24.5	18.9	18.9	18.9	0	19.6
		1	14	24.3	24.2	24.0	0	24.5	18.9	18.9	18.8	0	19.6
		8	0	23.6	23.5	23.3	0	24.5	18.9	18.8	18.6	0	19.6
		8	4	23.6	23.5	23.3	0	24.5	18.9	18.8	18.7	0	19.6
		8	7	23.6	23.5	23.3	0	24.5	18.9	18.8	18.7	0	19.6
	16QAM	15	0	23.6	23.4	23.3	0	24.5	18.8	18.8	18.6	0	19.6
		1	0	24.3	24.3	24.0	0	24.5	18.9	18.9	18.8	0	19.6
		1	8	24.4	24.4	24.1	0	24.5	18.9	18.9	18.9	0	19.6
		1	14	24.3	24.2	24.0	0	24.5	18.9	18.9	18.8	0	19.6
		8	0	23.6	23.5	23.3	0.8	23.7	18.9	18.8	18.6	0	19.6
		8	4	23.6	23.5	23.3	0.8	23.7	18.9	18.8	18.7	0	19.6
	64QAM	8	7	23.6	23.5	23.3	0.8	23.7	18.9	18.8	18.7	0	19.6
		15	0	23.6	23.4	23.3	0.8	23.7	18.8	18.8	18.6	0	19.6
		1	0	23.7	23.7	23.5	0.8	23.7	18.9	18.7	18.6	0	19.6
		1	8	23.7	23.4	23.5	0.8	23.7	18.9	18.8	18.6	0	19.6
		1	14	23.7	23.3	23.5	0.8	23.7	18.9	18.7	18.5	0	19.6
		8	0	22.6	22.4	22.3	1.8	22.7	18.7	18.6	18.4	0	19.6
	256QAM	8	4	22.6	22.5	22.4	1.8	22.7	18.7	18.7	18.5	0	19.6
		8	7	22.6	22.5	22.4	1.8	22.7	18.7	18.7	18.5	0	19.6
		15	0	22.5	22.4	22.3	1.8	22.7	18.7	18.5	18.4	0	19.6
		1	0	20.7	20.6	20.4	3.8	20.7	18.7	18.6	18.5	0	19.6
		1	8	20.7	20.7	20.4	3.8	20.7	18.8	18.6	18.6	0	19.6
		1	14	20.7	20.5	20.4	3.8	20.7	18.7	18.6	18.5	0	19.6
1.4	QPSK	8	0	20.6	20.4	20.3	3.8	20.7	18.6	18.5	18.4	0	19.6
		8	4	20.5	20.5	20.3	3.8	20.7	18.7	18.5	18.4	0	19.6
		8	7	20.6	20.5	20.3	3.8	20.7	18.7	18.5	18.5	0	19.6
		15	0	20.5	20.4	20.2	3.8	20.7	18.7	18.5	18.4	0	19.6
		1	0	24.4	24.3	23.9	0	24.5	18.9	18.9	18.9	0	19.6
		1	3	24.4	24.3	24.0	0	24.5	18.9	18.9	18.9	0	19.6
	16QAM	1	5	24.3	24.3	23.9	0	24.5	18.9	18.9	18.9	0	19.6
		3	0	24.2	24.1	23.9	0	24.5	18.9	18.9	18.7	0	19.6
		3	1	24.2	24.1	23.9	0	24.5	18.9	18.9	18.7	0	19.6
		3	3	24.2	24.1	23.9	0	24.5	18.9	18.9	18.7	0	19.6
		6	0	23.5	23.5	23.3	0	24.5	18.9	18.8	18.6	0	19.6
		1	0	24.4	24.3	23.9	0	24.5	18.9	18.9	18.9	0	19.6
	64QAM	1	3	24.4	24.3	24.0	0	24.5	18.9	18.9	18.9	0	19.6
		1	5	24.3	24.3	23.9	0	24.5	18.9	18.9	18.9	0	19.6
		3	0	24.2	24.1	23.9	0	24.5	18.9	18.9	18.7	0	19.6
		3	1	24.2	24.1	23.9	0	24.5	18.9	18.9	18.7	0	19.6
		3	3	24.2	24.1	23.9	0	24.5	18.9	18.9	18.7	0	19.6
		6	0	23.5	23.5	23.3	0.8	23.7	18.9	18.8	18.6	0	19.6
256QAM	1	0	23.7	23.4	23.4	0.8	23.7	18.8	18.7	18.6	0	19.6	
	1	3	23.7	23.5	23.5	0.8	23.7	18.8	18.8	18.7	0	19.6	
	1	5	23.7	23.6	23.4	0.8	23.7	18.8	18.8	18.6	0	19.6	
	3	0	23.7	23.5	23.4	0.8	23.7	18.7	18.6	18.5	0	19.6	
	3	1	23.7	23.6	23.4	0.8	23.7	18.8	18.6	18.5	0	19.6	
	3	3	23.7	23.6	23.4	0.8	23.7	18.7	18.7	18.5	0	19.6	
256QAM	6	0	22.6	22.5	22.3	1.8	22.7	18.6	18.5	18.4	0	19.6	
	1	0	20.4	20.6	20.3	3.8	20.7	18.7	18.5	18.5	0	19.6	
	1	3	20.7	20.5	20.3	3.8	20.7	18.8	18.6	18.5	0	19.6	
	1	5	20.6	20.5	20.3	3.8	20.7	18.7	18.5	18.5	0	19.6	
	3	0	20.6	20.4	20.3	3.8	20.7	18.7	18.5	18.4	0	19.6	
	3	1	20.6	20.4	20.3	3.8	20.7	18.7	18.5	18.4	0	19.6	
256QAM	3	3	20.6	20.4	20.3	3.8	20.7	18.7	18.5	18.4	0	19.6	
	6	0	20.6	20.4	20.1	3.8	20.7	18.5	18.5	18.4	0	19.6	

**LTE Band 25 Measured Results (ANT2)**

BW (MHz)	Mode	RB Allocation	RB Offset	Mode A Power (dBm)					Mode B Power (dBm)				
				26140	26365	26590	MPR	Max Power	26140	26365	26590	MPR	Max Power
				1860 MHz	1882.5 MHz	1905 MHz			1860 MHz	1882.5 MHz	1905 MHz		
20	QPSK	1	0	18.9	18.8	18.7	0	19.8	18.6	18.6	18.5	0	19.6
		1	49	18.9	18.8	18.7	0	19.8	18.6	18.6	18.6	0	19.6
		1	99	18.9	18.8	18.7	0	19.8	18.6	18.6	18.5	0	19.6
		50	0	18.9	18.8	18.8	0	19.8	18.7	18.6	18.5	0	19.6
		50	24	19.0	18.9	18.8	0	19.8	18.7	18.6	18.5	0	19.6
		50	50	18.9	18.9	18.8	0	19.8	18.6	18.6	18.5	0	19.6
	16QAM	100	0	18.9	18.9	18.8	0	19.8	18.7	18.6	18.6	0	19.6
		1	0	19.1	19.1	18.9	0	19.8	18.9	19.0	19.0	0	19.6
		1	49	19.2	19.1	19.1	0	19.8	19.0	19.3	19.2	0	19.6
		1	99	19.1	19.0	18.9	0	19.8	18.9	18.9	18.9	0	19.6
		50	0	18.9	18.8	18.7	0	19.8	18.8	18.7	18.6	0	19.6
		50	24	18.9	18.9	18.8	0	19.8	18.8	18.7	18.7	0	19.6
	64QAM	50	50	18.9	18.8	18.7	0	19.8	18.8	18.7	18.7	0	19.6
		100	0	18.9	18.9	18.8	0	19.8	18.8	18.7	18.7	0	19.6
		1	0	19.0	19.0	18.9	0	19.8	18.9	18.8	18.7	0	19.6
		1	49	19.0	19.0	18.9	0	19.8	19.0	18.9	18.8	0	19.6
		1	99	18.9	18.8	18.9	0	19.8	18.8	18.7	18.6	0	19.6
		50	0	18.9	18.8	18.7	0	19.8	18.8	18.6	18.5	0	19.6
	256QAM	50	24	18.9	18.8	18.8	0	19.8	18.8	18.7	18.6	0	19.6
		50	50	18.9	18.8	18.8	0	19.8	18.7	18.7	18.6	0	19.6
		100	0	18.9	18.8	18.8	0	19.8	18.7	18.7	18.6	0	19.6
		1	0	17.6	17.6	17.5	1.4	18.4	17.8	17.7	17.6	1.2	18.4
		1	49	17.7	17.7	17.5	1.4	18.4	17.8	17.7	17.6	1.2	18.4
		1	99	17.7	17.7	17.5	1.4	18.4	17.8	17.8	17.7	1.2	18.4
15	QPSK	50	0	17.6	17.5	17.4	1.4	18.4	17.6	17.5	17.4	1.2	18.4
		50	24	17.6	17.5	17.5	1.4	18.4	17.7	17.6	17.5	1.2	18.4
		50	50	17.6	17.5	17.5	1.4	18.4	17.7	17.6	17.5	1.2	18.4
		100	0	17.6	17.5	17.5	1.4	18.4	17.7	17.6	17.5	1.2	18.4
		1	0	18.8	18.7	18.7	0	19.8	18.7	18.5	18.5	0	19.6
		1	37	18.8	18.8	18.7	0	19.8	18.7	18.6	18.5	0	19.6
	16QAM	1	74	18.9	18.7	18.7	0	19.8	18.7	18.5	18.5	0	19.6
		36	0	18.9	18.8	18.7	0	19.8	18.8	18.6	18.5	0	19.6
		36	20	18.9	18.7	18.7	0	19.8	18.7	18.6	18.5	0	19.6
		36	39	18.9	18.8	18.7	0	19.8	18.7	18.7	18.6	0	19.6
		75	0	18.9	18.8	18.8	0	19.8	18.7	18.6	18.6	0	19.6
		1	0	19.2	19.0	19.0	0	19.8	19.0	18.9	18.9	0	19.6
	64QAM	1	37	19.1	19.0	19.0	0	19.8	19.0	18.9	18.9	0	19.6
		1	74	19.2	19.0	18.9	0	19.8	19.1	18.9	18.8	0	19.6
		36	0	19.0	18.8	18.7	0	19.8	18.8	18.6	18.6	0	19.6
		36	20	18.9	18.8	18.7	0	19.8	18.8	18.6	18.6	0	19.6
		36	39	18.9	18.9	18.8	0	19.8	18.8	18.7	18.6	0	19.6
		75	0	18.9	18.9	18.8	0	19.8	18.8	18.7	18.6	0	19.6
	256QAM	1	0	19.1	19.0	19.0	0	19.8	18.8	18.7	18.7	0	19.6
		1	37	19.1	19.1	19.0	0	19.8	18.8	18.8	18.7	0	19.6
		1	74	19.2	19.0	18.9	0	19.8	18.8	18.8	18.6	0	19.6
		36	0	19.0	18.8	18.7	0	19.8	18.8	18.6	18.5	0	19.6
		36	20	19.0	18.8	18.7	0	19.8	18.8	18.6	18.5	0	19.6
		36	39	18.9	18.9	18.8	0	19.8	18.7	18.7	18.6	0	19.6
256QAM	75	0	18.9	18.9	18.8	0	19.8	18.7	18.7	18.6	0	19.6	
	1	0	17.6	17.6	17.5	1.4	18.4	17.7	17.5	17.5	1.2	18.4	
	1	37	17.7	17.6	17.6	1.4	18.4	17.8	17.6	17.5	1.2	18.4	
	1	74	17.7	17.6	17.6	1.4	18.4	17.7	17.6	17.7	1.2	18.4	
	36	0	17.6	17.5	17.4	1.4	18.4	17.7	17.5	17.4	1.2	18.4	
	36	20	17.6	17.4	17.4	1.4	18.4	17.6	17.5	17.4	1.2	18.4	

**LTE Band 25 Measured Results (ANT2) (continued)**

BW (MHz)	Mode	RB Allocation	RB offset	Mode A Power (dBm)					Mode B Power (dBm)				
				26090	26365	26640	MPR	Max Power	26090	26365	26590	MPR	Max Power
				1855 MHz	1882.5 MHz	1910 MHz			1860 MHz	1882.5 MHz	1905 MHz		
10	QPSK	1	0	19.0	18.9	18.9	0	19.8	18.8	18.7	18.7	0	19.6
		1	25	19.0	19.0	18.9	0	19.8	18.9	18.8	18.7	0	19.6
		1	49	19.0	18.9	18.9	0	19.8	18.9	18.8	18.7	0	19.6
		25	0	19.1	18.9	18.8	0	19.8	18.9	18.7	18.7	0	19.6
		25	12	19.1	18.9	18.9	0	19.8	18.9	18.8	18.7	0	19.6
		25	25	19.1	19.0	18.9	0	19.8	18.9	18.8	18.7	0	19.6
	16QAM	50	0	19.1	19.0	18.9	0	19.8	18.9	18.8	18.7	0	19.6
		1	0	19.3	19.2	19.2	0	19.8	19.2	19.2	19.1	0	19.6
		1	25	19.3	19.2	19.1	0	19.8	19.2	19.2	19.1	0	19.6
		1	49	19.4	19.3	19.2	0	19.8	19.2	19.2	19.2	0	19.6
		25	0	19.1	18.9	18.9	0	19.8	18.9	18.8	18.7	0	19.6
		25	12	19.1	18.9	18.9	0	19.8	18.9	18.8	18.8	0	19.6
	64QAM	25	25	19.1	19.0	18.9	0	19.8	18.9	18.8	18.7	0	19.6
		50	0	19.1	19.0	18.9	0	19.8	18.9	18.8	18.7	0	19.6
		1	0	19.1	19.2	19.1	0	19.8	19.1	19.0	18.9	0	19.6
		1	25	19.2	19.2	19.1	0	19.8	19.2	19.1	19.0	0	19.6
		1	49	19.2	19.2	19.1	0	19.8	19.1	19.0	18.9	0	19.6
		25	0	19.1	18.9	18.8	0	19.8	18.9	18.7	18.7	0	19.6
	256QAM	25	12	19.1	18.9	18.9	0	19.8	18.9	18.8	18.8	0	19.6
		25	25	19.1	19.0	18.9	0	19.8	18.9	18.8	18.8	0	19.6
		50	0	19.1	19.0	18.9	0	19.8	18.9	18.8	18.8	0	19.6
		1	0	17.8	17.7	17.6	1.4	18.4	17.9	17.7	17.7	1.2	18.4
		1	25	17.9	17.9	17.7	1.4	18.4	18.1	17.9	17.8	1.2	18.4
		1	49	17.9	17.8	17.7	1.4	18.4	18.0	17.9	17.8	1.2	18.4
	5	QPSK	25	0	17.8	17.6	17.5	1.4	18.4	17.8	17.7	17.6	1.2
25			12	17.8	17.7	17.6	1.4	18.4	17.9	17.7	17.7	1.2	18.4
25			25	17.8	17.7	17.6	1.4	18.4	17.8	17.7	17.7	1.2	18.4
50			0	17.8	17.7	17.6	1.4	18.4	17.7	17.7	17.7	1.2	18.4
1			0	19.0	18.9	18.8	0	19.8	18.8	18.7	18.6	0	19.6
1			12	19.2	19.0	18.9	0	19.8	19.0	18.9	18.8	0	19.6
16QAM		1	24	19.0	18.9	18.8	0	19.8	18.8	18.7	18.7	0	19.6
		12	0	19.1	18.9	18.8	0	19.8	18.9	18.7	18.6	0	19.6
		12	7	19.1	19.0	18.9	0	19.8	18.9	18.8	18.7	0	19.6
		12	13	19.1	19.0	18.9	0	19.8	18.9	18.8	18.7	0	19.6
		25	0	19.1	18.9	18.9	0	19.8	18.9	18.8	18.7	0	19.6
		1	0	19.4	19.3	19.2	0	19.8	19.2	19.0	19.0	0	19.6
64QAM		1	12	19.6	19.4	19.3	0	19.8	19.3	19.2	19.2	0	19.6
		1	24	19.4	19.3	19.2	0	19.8	19.2	19.0	18.9	0	19.6
	12	0	19.1	18.9	18.8	0	19.8	19.0	18.8	18.7	0	19.6	
	12	7	19.1	19.1	18.9	0	19.8	19.1	18.9	18.8	0	19.6	
	12	13	19.1	19.0	18.9	0	19.8	19.0	18.9	18.8	0	19.6	
	25	0	19.1	19.0	18.9	0	19.8	18.9	18.8	18.7	0	19.6	
256QAM	1	0	19.2	19.1	19.0	0	19.8	19.1	18.9	18.8	0	19.6	
	1	12	19.2	19.2	19.0	0	19.8	19.1	19.0	18.8	0	19.6	
	1	24	19.1	19.1	19.0	0	19.8	19.0	18.9	18.7	0	19.6	
	12	0	19.1	18.9	18.8	0	19.8	18.9	18.7	18.6	0	19.6	
	12	7	19.2	19.0	19.0	0	19.8	19.0	18.8	18.8	0	19.6	
	12	13	19.1	19.0	18.9	0	19.8	19.0	18.8	18.8	0	19.6	
	25	0	19.1	19.0	18.9	0	19.8	18.9	18.8	18.7	0	19.6	
	1	0	18.0	17.7	17.7	1.4	18.4	17.9	17.8	17.6	1.2	18.4	
1	12	18.1	17.9	17.8	1.4	18.4	18.0	18.0	17.8	1.2	18.4		
1	24	17.9	17.8	17.7	1.4	18.4	17.9	17.9	17.7	1.2	18.4		
12	0	17.8	17.7	17.5	1.4	18.4	17.9	17.6	17.6	1.2	18.4		
12	7	17.9	17.8	17.6	1.4	18.4	17.9	17.8	17.7	1.2	18.4		
12	13	17.8	17.8	17.6	1.4	18.4	17.9	17.7	17.6	1.2	18.4		
25	0	17.8	17.7	17.6	1.4	18.4	17.8	17.7	17.6	1.2	18.4		



**LTE Band 25 Measured Results (ANT2) (continued)**

BW (MHz)	Mode	RB Allocation	RB offset	Mode A Power (dBm)					Mode B Power (dBm)					
				26055	26365	26675	MPR	Max Power	26055	26365	26590	MPR	Max Power	
				1851.5 MHz	1882.5 MHz	1913.5 MHz			1860 MHz	1882.5 MHz	1905 MHz			
3	QPSK	1	0	19.0	18.8	18.8	0	19.8	18.8	18.6	18.6	0	19.6	
		1	8	19.1	19.0	18.9	0	19.8	18.9	18.8	18.7	0	19.6	
		1	14	19.0	18.9	18.8	0	19.8	18.8	18.7	18.6	0	19.6	
		8	0	19.1	18.9	18.9	0	19.8	18.9	18.7	18.7	0	19.6	
		8	4	19.1	19.0	18.9	0	19.8	18.9	18.8	18.7	0	19.6	
		8	7	19.1	19.0	18.9	0	19.8	18.9	18.8	18.7	0	19.6	
		15	0	19.1	18.9	18.8	0	19.8	18.9	18.8	18.7	0	19.6	
	16QAM	1	0	19.3	19.2	19.1	0	19.8	19.2	19.0	18.9	0	19.6	
		1	8	19.4	19.3	19.2	0	19.8	19.2	19.2	19.0	0	19.6	
		1	14	19.4	19.2	19.1	0	19.8	19.1	19.1	19.0	0	19.6	
		8	0	19.2	19.0	18.9	0	19.8	19.0	18.8	18.8	0	19.6	
		8	4	19.2	19.1	18.9	0	19.8	19.1	18.9	18.8	0	19.6	
		8	7	19.2	19.1	18.9	0	19.8	19.0	18.9	18.8	0	19.6	
		15	0	19.1	19.0	18.9	0	19.8	18.9	18.8	18.7	0	19.6	
	64QAM	1	0	19.3	19.1	19.0	0	19.8	19.2	18.9	19.0	0	19.6	
		1	8	19.4	19.2	19.2	0	19.8	19.2	19.1	19.0	0	19.6	
		1	14	19.3	19.1	19.0	0	19.8	19.1	18.9	18.9	0	19.6	
		8	0	19.1	18.9	18.9	0	19.8	18.9	18.8	18.8	0	19.6	
		8	4	19.2	19.1	18.9	0	19.8	19.0	18.9	18.8	0	19.6	
		8	7	19.2	19.1	18.9	0	19.8	19.0	18.9	18.8	0	19.6	
		15	0	19.1	19.0	18.9	0	19.8	18.9	18.8	18.7	0	19.6	
	256QAM	1	0	17.9	17.7	17.7	1.4	18.4	17.9	17.7	17.7	1.2	18.4	
		1	8	18.0	17.8	17.8	1.4	18.4	18.1	17.8	17.7	1.2	18.4	
		1	14	17.9	17.7	17.6	1.4	18.4	17.9	17.8	17.7	1.2	18.4	
		8	0	17.9	17.6	17.6	1.4	18.4	17.9	17.6	17.6	1.2	18.4	
		8	4	17.9	17.8	17.7	1.4	18.4	17.9	17.8	17.6	1.2	18.4	
		8	7	17.9	17.8	17.7	1.4	18.4	17.9	17.8	17.7	1.2	18.4	
		15	0	17.8	17.7	17.6	1.4	18.4	17.8	17.7	17.6	1.2	18.4	
	BW (MHz)	Mode	RB Allocation	RB offset	Mode A Power (dBm)					Mode B Power (dBm)				
					26047	26365	26683	MPR	Max Power	26047	26365	26590	MPR	Max Power
1850.7 MHz					1882.5 MHz	1914.3 MHz	1860 MHz			1882.5 MHz	1905 MHz			
1.4	QPSK	1	0	19.0	18.9	18.8	0	19.8	18.9	18.7	18.7	0	19.6	
		1	3	19.1	19.0	18.9	0	19.8	18.9	18.8	18.7	0	19.6	
		1	5	19.1	18.9	18.9	0	19.8	18.8	18.7	18.7	0	19.6	
		3	0	19.1	18.9	18.8	0	19.8	18.8	18.8	18.7	0	19.6	
		3	1	19.1	18.9	18.9	0	19.8	18.8	18.8	18.7	0	19.6	
		3	3	19.1	18.9	18.8	0	19.8	18.9	18.8	18.7	0	19.6	
		6	0	19.1	19.0	18.9	0	19.8	18.8	18.7	18.7	0	19.6	
	16QAM	1	0	19.4	19.3	19.2	0	19.8	19.1	19.1	19.0	0	19.6	
		1	3	19.3	19.3	19.2	0	19.8	19.1	19.2	19.1	0	19.6	
		1	5	19.3	19.3	19.2	0	19.8	19.1	19.1	19.0	0	19.6	
		3	0	19.2	19.1	19.1	0	19.8	19.0	18.9	18.8	0	19.6	
		3	1	19.2	19.1	19.1	0	19.8	19.0	18.9	18.8	0	19.6	
		3	3	19.2	19.1	19.1	0	19.8	19.0	18.9	18.9	0	19.6	
		6	0	19.1	19.0	18.9	0	19.8	18.9	18.9	18.7	0	19.6	
	64QAM	1	0	19.3	19.2	19.0	0	19.8	19.1	19.0	18.9	0	19.6	
		1	3	19.3	19.2	19.0	0	19.8	19.2	19.0	18.9	0	19.6	
		1	5	19.3	19.2	19.0	0	19.8	19.1	19.0	18.8	0	19.6	
		3	0	19.1	19.0	18.9	0	19.8	19.0	18.8	18.7	0	19.6	
		3	1	19.2	19.0	18.9	0	19.8	19.0	18.8	18.7	0	19.6	
		3	3	19.2	19.0	18.9	0	19.8	19.0	18.8	18.7	0	19.6	
		6	0	19.1	19.0	18.9	0	19.8	18.9	18.8	18.7	0	19.6	
	256QAM	1	0	17.9	17.8	17.7	1.4	18.4	17.9	17.8	17.7	1.2	18.4	
		1	3	18.0	17.8	17.7	1.4	18.4	17.9	17.8	17.8	1.2	18.4	
		1	5	17.9	17.8	17.7	1.4	18.4	17.9	17.7	17.8	1.2	18.4	
		3	0	17.9	17.7	17.6	1.4	18.4	17.9	17.8	17.6	1.2	18.4	
		3	1	17.9	17.7	17.6	1.4	18.4	17.9	17.8	17.7	1.2	18.4	
		3	3	17.9	17.8	17.6	1.4	18.4	17.9	17.8	17.7	1.2	18.4	
		6	0	17.9	17.6	17.5	1.4	18.4	17.9	17.7	17.6	1.2	18.4	

**LTE Band 25 Measured Results (ANT3)**

BW (MHz)	Mode	RB Allocation	RB Offset	Mode A Power (dBm)					Mode B Power (dBm)				
				26140	26365	26590	MPR	Max Power	26140	26365	26590	MPR	Max Power
				1860 MHz	1882.5 MHz	1905 MHz			1860 MHz	1882.5 MHz	1905 MHz		
20	QPSK	1	0	21.5	21.3	21.3	0	22.3	21.6	21.3	21.3	0	21.8
		1	49	21.5	21.3	21.4	0	22.3	21.6	21.4	21.3	0	21.8
		1	99	21.4	21.3	21.3	0	22.3	21.5	21.4	21.3	0	21.8
		50	0	21.5	21.3	21.3	0	22.3	21.6	21.4	21.3	0	21.8
		50	24	21.6	21.3	21.3	0	22.3	21.7	21.5	21.5	0	21.8
		50	50	21.4	21.3	21.3	0	22.3	21.5	21.4	21.4	0	21.8
	16QAM	100	0	21.5	21.3	21.3	0	22.3	21.5	21.4	21.5	0	21.8
		1	0	21.4	21.7	21.6	0	22.3	21.7	21.8	21.7	0	21.8
		1	49	21.7	21.8	21.8	0	22.3	21.8	21.8	21.8	0	21.8
		1	99	21.6	21.6	21.6	0	22.3	21.8	21.7	21.7	0	21.8
		50	0	21.3	21.5	21.5	0	22.3	21.4	21.6	21.5	0	21.8
		50	24	21.4	21.6	21.5	0	22.3	21.5	21.6	21.5	0	21.8
	64QAM	50	50	21.4	21.6	21.4	0	22.3	21.5	21.6	21.5	0	21.8
		100	0	21.4	21.5	21.5	0	22.3	21.5	21.5	21.5	0	21.8
		1	0	21.4	21.6	21.8	0	22.3	21.5	21.8	21.6	0	21.8
		1	49	21.8	21.7	21.9	0	22.3	21.8	21.8	21.7	0	21.8
		1	99	21.6	21.6	21.7	0	22.3	21.7	21.7	21.6	0	21.8
		50	0	21.3	21.5	21.4	0	22.3	21.4	21.5	21.5	0	21.8
	256QAM	50	24	21.5	21.6	21.5	0	22.3	21.5	21.6	21.5	0	21.8
		50	50	21.4	21.5	21.4	0	22.3	21.5	21.6	21.5	0	21.8
		100	0	21.4	21.4	21.5	0	22.3	21.5	21.5	21.5	0	21.8
		1	0	19.9	20.2	20.1	1.8	20.5	19.9	20.1	20.0	1.3	20.5
		1	49	20.0	20.2	20.0	1.8	20.5	19.9	20.1	20.0	1.3	20.5
		1	99	20.1	20.1	20.0	1.8	20.5	20.1	20.0	20.0	1.3	20.5
15	QPSK	50	0	19.8	20.0	20.0	1.8	20.5	19.8	20.0	19.9	1.3	20.5
		50	24	19.9	20.1	20.0	1.8	20.5	19.9	20.1	19.9	1.3	20.5
		50	50	19.9	20.0	20.0	1.8	20.5	19.9	20.0	19.9	1.3	20.5
		100	0	19.9	20.0	20.0	1.8	20.5	19.9	19.9	19.9	1.3	20.5
		1	0	21.2	21.4	21.3	0	22.3	21.3	21.5	21.4	0	21.8
		1	37	21.3	21.4	21.3	0	22.3	21.4	21.5	21.4	0	21.8
	16QAM	1	74	21.3	21.3	21.3	0	22.3	21.4	21.5	21.3	0	21.8
		36	0	21.3	21.5	21.4	0	22.3	21.3	21.6	21.5	0	21.8
		36	20	21.3	21.5	21.4	0	22.3	21.4	21.6	21.5	0	21.8
		36	39	21.3	21.5	21.4	0	22.3	21.4	21.6	21.5	0	21.8
		75	0	21.3	21.5	21.4	0	22.3	21.4	21.6	21.5	0	21.8
		1	0	21.5	21.7	21.6	0	22.3	21.5	21.7	21.7	0	21.8
	64QAM	1	37	21.6	21.7	21.6	0	22.3	21.7	21.8	21.6	0	21.8
		1	74	21.7	21.5	21.5	0	22.3	21.7	21.7	21.6	0	21.8
		36	0	21.2	21.5	21.4	0	22.3	21.4	21.6	21.5	0	21.8
		36	20	21.3	21.5	21.4	0	22.3	21.5	21.6	21.5	0	21.8
		36	39	21.3	21.5	21.4	0	22.3	21.5	21.6	21.5	0	21.8
		75	0	21.4	21.5	21.4	0	22.3	21.4	21.6	21.5	0	21.8
	256QAM	1	0	21.4	21.5	21.4	0	22.3	21.4	21.6	21.5	0	21.8
		1	0	19.8	20.0	20.0	1.8	20.5	19.8	20.0	20.0	1.3	20.5
		1	37	19.9	20.1	20.0	1.8	20.5	19.9	20.1	20.0	1.3	20.5
		1	74	19.9	20.1	20.0	1.8	20.5	20.0	20.1	20.0	1.3	20.5
		36	0	19.7	20.0	20.0	1.8	20.5	19.7	20.0	19.9	1.3	20.5
		36	20	19.8	20.1	19.9	1.8	20.5	19.8	20.0	19.9	1.3	20.5

**LTE Band 25 Measured Results (ANT3) (continued)**

BW (MHz)	Mode	RB Allocation	RB offset	Mode A Power (dBm)					Mode B Power (dBm)				
				26090	26365	26640	MPR	Max Power	26090	26365	26590	MPR	Max Power
				1855 MHz	1882.5 MHz	1910 MHz			1860 MHz	1882.5 MHz	1905 MHz		
10	QPSK	1	0	21.4	21.6	21.5	0	22.3	21.4	21.7	21.6	0	21.8
		1	25	21.5	21.6	21.5	0	22.3	21.5	21.8	21.6	0	21.8
		1	49	21.4	21.6	21.4	0	22.3	21.5	21.7	21.6	0	21.8
		25	0	21.4	21.7	21.5	0	22.3	21.5	21.7	21.6	0	21.8
		25	12	21.5	21.7	21.5	0	22.3	21.6	21.8	21.6	0	21.8
		25	25	21.5	21.7	21.5	0	22.3	21.6	21.8	21.6	0	21.8
	16QAM	50	0	21.5	21.7	21.5	0	22.3	21.6	21.7	21.6	0	21.8
		1	0	21.7	22.0	21.8	0	22.3	21.8	21.8	21.8	0	21.8
		1	25	21.7	22.0	21.8	0	22.3	21.8	21.8	21.8	0	21.8
		1	49	21.8	22.0	21.8	0	22.3	21.8	21.8	21.8	0	21.8
		25	0	21.4	21.7	21.5	0	22.3	21.5	21.8	21.7	0	21.8
		25	12	21.5	21.8	21.6	0	22.3	21.7	21.8	21.7	0	21.8
	64QAM	25	25	21.5	21.7	21.5	0	22.3	21.6	21.8	21.7	0	21.8
		50	0	21.4	21.7	21.5	0	22.3	21.6	21.7	21.7	0	21.8
		1	0	21.6	21.9	21.8	0	22.3	21.7	21.8	21.8	0	21.8
		1	25	21.7	21.9	21.7	0	22.3	21.8	21.8	21.8	0	21.8
		1	49	21.7	21.9	21.7	0	22.3	21.8	21.8	21.8	0	21.8
		25	0	21.4	21.7	21.5	0	22.3	21.5	21.8	21.7	0	21.8
	256QAM	25	12	21.5	21.7	21.5	0	22.3	21.6	21.8	21.7	0	21.8
		25	25	21.5	21.7	21.5	0	22.3	21.6	21.8	21.7	0	21.8
		50	0	21.5	21.7	21.5	0	22.3	21.5	21.8	21.7	0	21.8
		1	0	20.0	20.1	20.0	1.8	20.5	20.0	20.2	20.1	1.3	20.5
		1	25	20.1	20.3	20.1	1.8	20.5	20.2	20.3	20.1	1.3	20.5
		1	49	20.1	20.2	20.0	1.8	20.5	20.1	20.2	20.0	1.3	20.5
	5	QPSK	25	0	19.9	20.2	20.0	1.8	20.5	19.9	20.2	20.1	1.3
25			12	20.0	20.2	20.0	1.8	20.5	20.0	20.2	20.1	1.3	20.5
25			25	20.0	20.2	20.0	1.8	20.5	20.0	20.2	20.0	1.3	20.5
50			0	20.0	20.2	20.0	1.8	20.5	20.0	20.2	20.0	1.3	20.5
1			0	21.4	21.6	21.4	0	22.3	21.4	21.7	21.6	0	21.8
1			12	21.5	21.7	21.6	0	22.3	21.6	21.8	21.7	0	21.8
16QAM		1	24	21.4	21.6	21.4	0	22.3	21.5	21.7	21.6	0	21.8
		12	0	21.3	21.6	21.5	0	22.3	21.5	21.7	21.6	0	21.8
		12	7	21.5	21.7	21.5	0	22.3	21.6	21.8	21.6	0	21.8
		12	13	21.5	21.6	21.5	0	22.3	21.6	21.8	21.6	0	21.8
		25	0	21.5	21.6	21.5	0	22.3	21.5	21.7	21.6	0	21.8
		1	0	21.7	22.0	21.8	0	22.3	21.8	21.8	21.8	0	21.8
64QAM		1	12	21.8	22.1	21.9	0	22.3	21.8	21.8	21.8	0	21.8
		1	24	21.7	22.0	21.8	0	22.3	21.8	21.8	21.8	0	21.8
		12	0	21.4	21.8	21.5	0	22.3	21.7	21.8	21.7	0	21.8
		12	7	21.5	21.8	21.5	0	22.3	21.8	21.8	21.7	0	21.8
		12	13	21.4	21.8	21.5	0	22.3	21.8	21.8	21.7	0	21.8
		25	0	21.4	21.6	21.5	0	22.3	21.6	21.8	21.7	0	21.8
256QAM		1	0	21.6	22.0	21.7	0	22.3	21.7	21.8	21.8	0	21.8
		1	12	21.8	21.9	21.8	0	22.3	21.8	21.8	21.8	0	21.8
		1	24	21.7	21.8	21.6	0	22.3	21.7	21.8	21.8	0	21.8
		12	0	21.3	21.7	21.6	0	22.3	21.5	21.8	21.6	0	21.8
		12	7	21.5	21.7	21.6	0	22.3	21.6	21.8	21.7	0	21.8
		12	13	21.5	21.7	21.6	0	22.3	21.5	21.8	21.6	0	21.8
256QAM		25	0	21.5	21.6	21.5	0	22.3	21.5	21.7	21.6	0	21.8
	1	0	19.9	20.2	20.1	1.8	20.5	20.0	20.2	20.2	1.3	20.5	
	1	12	20.1	20.4	20.2	1.8	20.5	20.2	20.3	20.2	1.3	20.5	
	1	24	20.0	20.3	20.0	1.8	20.5	20.0	20.2	20.1	1.3	20.5	
	12	0	19.9	20.1	20.0	1.8	20.5	19.9	20.2	20.0	1.3	20.5	
	12	7	20.0	20.2	20.0	1.8	20.5	20.0	20.2	20.0	1.3	20.5	
256QAM	12	13	20.0	20.1	20.0	1.8	20.5	19.9	20.2	20.0	1.3	20.5	
	25	0	20.0	20.1	20.0	1.8	20.5	19.9	20.2	20.0	1.3	20.5	

**LTE Band 25 Measured Results (ANT3) (continued)**

BW (MHz)	Mode	RB Allocation	RB offset	Mode A Power (dBm)					Mode B Power (dBm)				
				26055	26365	26675	MPR	Max Power	26055	26365	26590	MPR	Max Power
				1851.5 MHz	1882.5 MHz	1913.5 MHz			1860 MHz	1882.5 MHz	1905 MHz		
3	QPSK	1	0	21.3	21.5	21.4	0	22.3	21.4	21.6	21.5	0	21.8
		1	8	21.5	21.7	21.5	0	22.3	21.5	21.7	21.6	0	21.8
		1	14	21.4	21.6	21.4	0	22.3	21.4	21.7	21.5	0	21.8
		8	0	21.3	21.7	21.5	0	22.3	21.4	21.7	21.6	0	21.8
		8	4	21.4	21.7	21.5	0	22.3	21.6	21.8	21.6	0	21.8
		8	7	21.5	21.7	21.5	0	22.3	21.5	21.8	21.6	0	21.8
	16QAM	15	0	21.4	21.6	21.5	0	22.3	21.5	21.7	21.6	0	21.8
		1	0	21.6	21.9	21.7	0	22.3	21.7	21.8	21.8	0	21.8
		1	8	21.7	22.0	21.8	0	22.3	21.8	21.8	21.8	0	21.8
		1	14	21.7	21.9	21.7	0	22.3	21.8	21.8	21.8	0	21.8
		8	0	21.4	21.8	21.6	0	22.3	21.5	21.8	21.7	0	21.8
		8	4	21.5	21.8	21.6	0	22.3	21.7	21.8	21.7	0	21.8
	64QAM	8	7	21.5	21.8	21.6	0	22.3	21.6	21.8	21.7	0	21.8
		15	0	21.4	21.7	21.5	0	22.3	21.6	21.7	21.7	0	21.8
		1	0	21.6	21.9	21.8	0	22.3	21.7	21.8	21.8	0	21.8
		1	8	21.7	21.9	21.8	0	22.3	21.8	21.8	21.8	0	21.8
		1	14	21.6	21.9	21.6	0	22.3	21.8	21.8	21.8	0	21.8
		8	0	21.4	21.7	21.6	0	22.3	21.5	21.8	21.6	0	21.8
	256QAM	8	4	21.5	21.8	21.6	0	22.3	21.6	21.8	21.7	0	21.8
		8	7	21.5	21.8	21.6	0	22.3	21.6	21.8	21.6	0	21.8
		15	0	21.5	21.7	21.5	0	22.3	21.5	21.8	21.6	0	21.8
		1	0	20.0	20.2	20.1	1.8	20.5	19.9	20.2	20.1	1.3	20.5
		1	8	20.1	20.4	20.2	1.8	20.5	20.1	20.3	20.2	1.3	20.5
		1	14	20.1	20.2	20.1	1.8	20.5	20.0	20.2	20.1	1.3	20.5
1.4	QPSK	8	0	19.9	20.1	20.0	1.8	20.5	19.8	20.2	20.0	1.3	20.5
		8	4	20.0	20.2	20.0	1.8	20.5	20.0	20.2	20.0	1.3	20.5
		8	7	20.0	20.2	20.1	1.8	20.5	20.0	20.2	20.0	1.3	20.5
		15	0	20.0	20.1	20.0	1.8	20.5	19.9	20.2	20.0	1.3	20.5
		1	0	21.4	21.6	21.4	0	22.3	21.5	21.7	21.6	0	21.8
		1	3	21.5	21.7	21.4	0	22.3	21.5	21.8	21.6	0	21.8
	16QAM	1	5	21.5	21.6	21.4	0	22.3	21.5	21.8	21.6	0	21.8
		3	0	21.4	21.6	21.4	0	22.3	21.5	21.7	21.5	0	21.8
		3	1	21.4	21.6	21.5	0	22.3	21.5	21.7	21.6	0	21.8
		3	3	21.5	21.6	21.4	0	22.3	21.5	21.7	21.5	0	21.8
		6	0	21.4	21.6	21.4	0	22.3	21.5	21.7	21.6	0	21.8
		1	0	21.5	22.0	21.8	0	22.3	21.8	21.8	21.8	0	21.8
	64QAM	1	3	21.6	22.0	21.8	0	22.3	21.8	21.8	21.8	0	21.8
		1	5	21.6	22.0	21.8	0	22.3	21.8	21.8	21.8	0	21.8
		3	0	21.5	21.9	21.7	0	22.3	21.7	21.8	21.8	0	21.8
		3	1	21.6	21.9	21.7	0	22.3	21.7	21.8	21.8	0	21.8
		3	3	21.6	21.9	21.7	0	22.3	21.7	21.8	21.8	0	21.8
		6	0	21.4	21.7	21.6	0	22.3	21.7	21.8	21.7	0	21.8
	256QAM	1	0	21.5	21.9	21.6	0	22.3	21.6	21.8	21.7	0	21.8
		1	3	21.8	22.0	21.8	0	22.3	21.7	21.8	21.8	0	21.8
		1	5	21.7	21.9	21.8	0	22.3	21.7	21.8	21.8	0	21.8
		3	0	21.5	21.8	21.6	0	22.3	21.7	21.8	21.7	0	21.8
		3	1	21.5	21.7	21.6	0	22.3	21.7	21.8	21.7	0	21.8
		3	3	21.6	21.7	21.6	0	22.3	21.7	21.8	21.7	0	21.8
256QAM	6	0	21.5	21.6	21.5	0	22.3	21.6	21.8	21.7	0	21.8	
	1	0	20.0	20.2	20.0	1.8	20.5	19.9	20.2	20.1	1.3	20.5	
	1	3	20.1	20.3	20.1	1.8	20.5	20.1	20.3	20.1	1.3	20.5	
	1	5	20.0	20.2	20.1	1.8	20.5	20.1	20.2	20.1	1.3	20.5	
	3	0	20.0	20.2	20.0	1.8	20.5	20.0	20.2	20.0	1.3	20.5	
	3	1	20.0	20.2	20.0	1.8	20.5	20.0	20.2	20.0	1.3	20.5	

**LTE Band 25 Measured Results (ANT4)**

BW (MHz)	Mode	RB Allocation	RB Offset	Mode A Power (dBm)					Mode B Power (dBm)				
				26140	26365	26590	MPR	Max Power	26140	26365	26590	MPR	Max Power
				1860 MHz	1882.5 MHz	1905 MHz			1860 MHz	1882.5 MHz	1905 MHz		
20	QPSK	1	0	16.3	16.2	16.2	0	16.8	18.2	18.1	18.1	0	18.5
		1	49	16.3	16.2	16.2	0	16.8	18.2	18.1	18.1	0	18.5
		1	99	16.3	16.2	16.2	0	16.8	18.1	18.0	18.1	0	18.5
		50	0	16.4	16.2	16.2	0	16.8	18.2	18.1	18.1	0	18.5
		50	24	16.4	16.3	16.3	0	16.8	18.2	18.1	18.2	0	18.5
		50	50	16.3	16.3	16.3	0	16.8	18.2	18.1	18.2	0	18.5
	16QAM	100	0	16.3	16.3	16.3	0	16.8	18.2	18.1	18.2	0	18.5
		1	0	16.8	16.8	16.8	0	16.8	18.5	18.5	18.5	0	18.5
		1	49	16.8	16.8	16.8	0	16.8	18.5	18.5	18.5	0	18.5
		1	99	16.8	16.8	16.7	0	16.8	18.5	18.5	18.5	0	18.5
		50	0	16.8	16.8	16.6	0	16.8	18.5	18.5	18.5	0	18.5
		50	24	16.8	16.8	16.6	0	16.8	18.5	18.5	18.5	0	18.5
	64QAM	50	50	16.8	16.8	16.5	0	16.8	18.5	18.5	18.4	0	18.5
		100	0	16.8	16.8	16.8	0	16.8	18.5	18.5	18.5	0	18.5
		1	0	16.1	16.2	16.3	0	16.8	18.0	18.3	18.1	0	18.5
		1	49	16.2	16.3	16.5	0	16.8	18.1	18.5	18.3	0	18.5
		1	99	16.1	16.2	16.3	0	16.8	18.0	18.3	18.1	0	18.5
		50	0	15.9	16.0	16.1	0	16.8	17.8	18.0	18.0	0	18.5
	256QAM	50	24	16.0	16.0	16.1	0	16.8	17.9	18.0	18.0	0	18.5
		50	50	16.0	16.1	16.1	0	16.8	17.9	18.0	18.0	0	18.5
		100	0	16.0	16.0	16.1	0	16.8	17.9	18.0	18.0	0	18.5
		1	0	16.0	16.2	16.1	0	16.8	17.0	17.1	17.2	0.6	17.9
		1	49	16.0	16.2	16.1	0	16.8	17.1	17.2	17.2	0.6	17.9
		1	99	16.1	16.2	16.2	0	16.8	17.2	17.3	17.2	0.6	17.9
15	QPSK	50	0	15.9	16.0	16.1	0	16.8	16.9	17.1	17.1	0.6	17.9
		50	24	16.0	16.0	16.0	0	16.8	17.0	17.1	17.1	0.6	17.9
		50	50	16.0	16.1	16.0	0	16.8	17.0	17.1	17.1	0.6	17.9
		100	0	16.0	16.0	16.1	0	16.8	17.0	17.1	17.1	0.6	17.9
		1	0	16.8	16.8	16.7	0	16.8	18.4	18.5	18.5	0	18.5
		1	37	16.8	16.8	16.8	0	16.8	18.5	18.5	18.4	0	18.5
	16QAM	1	74	16.8	16.8	16.8	0	16.8	18.5	18.4	18.3	0	18.5
		36	0	16.8	16.8	16.8	0	16.8	18.5	18.5	18.5	0	18.5
		36	20	16.8	16.8	16.8	0	16.8	18.5	18.5	18.5	0	18.5
		36	39	16.8	16.8	16.8	0	16.8	18.5	18.5	18.4	0	18.5
		75	0	16.8	16.8	16.8	0	16.8	18.5	18.5	18.5	0	18.5
		1	0	16.8	16.8	16.8	0	16.8	18.5	18.5	18.5	0	18.5
	64QAM	1	37	16.8	16.8	16.8	0	16.8	18.5	18.5	18.5	0	18.5
		1	74	16.8	16.8	16.8	0	16.8	18.5	18.5	18.5	0	18.5
		36	0	16.8	16.8	16.8	0	16.8	18.4	18.5	18.5	0	18.5
		36	20	16.8	16.8	16.8	0	16.8	18.5	18.5	18.5	0	18.5
		36	39	16.8	16.8	16.8	0	16.8	18.5	18.5	18.5	0	18.5
		75	0	16.8	16.8	16.8	0	16.8	18.5	18.5	18.5	0	18.5
	256QAM	1	0	16.1	16.2	16.2	0	16.8	18.1	18.2	18.2	0	18.5
		1	37	16.1	16.3	16.1	0	16.8	18.0	18.2	18.2	0	18.5
		1	74	16.3	16.3	16.1	0	16.8	18.2	18.2	18.2	0	18.5
		36	0	15.9	16.0	16.0	0	16.8	17.8	17.9	18.0	0	18.5
		36	20	16.0	16.0	16.0	0	16.8	17.9	17.9	18.0	0	18.5
		36	39	16.0	16.1	16.0	0	16.8	17.9	18.0	18.0	0	18.5
256QAM	75	0	16.0	16.0	16.1	0	16.8	17.9	17.9	18.0	0	18.5	
	1	0	16.0	16.1	16.2	0	16.8	17.0	17.1	17.2	0.6	17.9	
	1	37	16.0	16.1	16.1	0	16.8	17.1	17.2	17.1	0.6	17.9	
	1	74	16.1	16.2	16.2	0	16.8	17.1	17.3	17.2	0.6	17.9	
	36	0	15.9	16.0	16.0	0	16.8	16.9	17.0	17.1	0.6	17.9	
	36	20	16.0	16.0	16.1	0	16.8	17.0	17.0	17.0	0.6	17.9	

**LTE Band 25 Measured Results (ANT4) (continued)**

BW (MHz)	Mode	RB Allocation	RB offset	Mode A Power (dBm)					Mode B Power (dBm)				
				26090	26365	26640	MPR	Max Power	26090	26365	26590	MPR	Max Power
				1855 MHz	1882.5 MHz	1910 MHz			1860 MHz	1882.5 MHz	1905 MHz		
10	QPSK	1	0	16.8	16.7	16.5	0	16.8	18.5	18.5	18.5	0	18.5
		1	25	16.8	16.8	16.6	0	16.8	18.5	18.5	18.5	0	18.5
		1	49	16.8	16.7	16.5	0	16.8	18.5	18.5	18.5	0	18.5
		25	0	16.8	16.7	16.7	0	16.8	18.5	18.5	18.5	0	18.5
		25	12	16.8	16.7	16.6	0	16.8	18.5	18.5	18.5	0	18.5
		25	25	16.8	16.7	16.6	0	16.8	18.5	18.5	18.5	0	18.5
	16QAM	50	0	16.8	16.7	16.6	0	16.8	18.5	18.5	18.5	0	18.5
		1	0	16.8	16.8	16.8	0	16.8	18.5	18.5	18.5	0	18.5
		1	25	16.8	16.8	16.8	0	16.8	18.5	18.5	18.5	0	18.5
		1	49	16.8	16.8	16.8	0	16.8	18.5	18.5	18.5	0	18.5
		25	0	16.8	16.8	16.7	0	16.8	18.5	18.5	18.5	0	18.5
		25	12	16.8	16.8	16.7	0	16.8	18.5	18.5	18.5	0	18.5
	64QAM	25	25	16.8	16.8	16.6	0	16.8	18.5	18.5	18.5	0	18.5
		50	0	16.8	16.8	16.6	0	16.8	18.5	18.5	18.5	0	18.5
		1	0	16.2	16.3	16.4	0	16.8	18.3	18.3	18.1	0	18.5
		1	25	16.2	16.4	16.4	0	16.8	18.4	18.4	18.2	0	18.5
		1	49	16.2	16.4	16.4	0	16.8	18.3	18.4	18.1	0	18.5
		25	0	16.0	16.2	16.1	0	16.8	18.1	18.1	17.9	0	18.5
	256QAM	25	12	16.1	16.3	16.2	0	16.8	18.1	18.2	18.0	0	18.5
		25	25	16.1	16.2	16.2	0	16.8	18.1	18.2	18.0	0	18.5
		50	0	16.1	16.1	16.2	0	16.8	18.1	18.1	18.0	0	18.5
		1	0	16.1	16.2	16.3	0	16.8	17.2	17.2	17.1	0.6	17.9
		1	25	16.2	16.3	16.3	0	16.8	17.3	17.4	17.2	0.6	17.9
		1	49	16.1	16.2	16.3	0	16.8	17.3	17.3	17.2	0.6	17.9
	5	QPSK	25	0	16.0	16.2	16.2	0	16.8	17.2	17.2	17.0	0.6
25			12	16.1	16.3	16.2	0	16.8	17.2	17.3	17.1	0.6	17.9
25			25	16.1	16.3	16.2	0	16.8	17.2	17.3	17.1	0.6	17.9
50			0	16.1	16.2	16.2	0	16.8	17.2	17.2	17.1	0.6	17.9
1			0	16.6	16.7	16.6	0	16.8	18.5	18.5	18.5	0	18.5
1			12	16.8	16.8	16.7	0	16.8	18.5	18.5	18.5	0	18.5
16QAM		1	24	16.6	16.7	16.6	0	16.8	18.5	18.5	18.5	0	18.5
		12	0	16.7	16.7	16.6	0	16.8	18.5	18.5	18.5	0	18.5
		12	7	16.7	16.7	16.6	0	16.8	18.5	18.5	18.5	0	18.5
		12	13	16.6	16.6	16.6	0	16.8	18.5	18.5	18.5	0	18.5
	25	0	16.7	16.6	16.6	0	16.8	18.5	18.5	18.5	0	18.5	
	1	0	16.8	16.8	16.8	0	16.8	18.5	18.5	18.5	0	18.5	
64QAM	1	12	16.8	16.8	16.8	0	16.8	18.5	18.5	18.5	0	18.5	
	1	24	16.8	16.8	16.8	0	16.8	18.5	18.5	18.5	0	18.5	
	12	0	16.8	16.8	16.7	0	16.8	18.5	18.5	18.5	0	18.5	
	12	7	16.8	16.7	16.8	0	16.8	18.5	18.5	18.5	0	18.5	
	12	13	16.8	16.7	16.7	0	16.8	18.5	18.5	18.5	0	18.5	
	25	0	16.7	16.7	16.6	0	16.8	18.5	18.5	18.5	0	18.5	
256QAM	1	0	16.3	16.5	16.5	0	16.8	18.2	18.4	18.2	0	18.5	
	1	12	16.4	16.5	16.5	0	16.8	18.3	18.4	18.3	0	18.5	
	1	24	16.3	16.5	16.5	0	16.8	18.3	18.3	18.3	0	18.5	
	12	0	16.1	16.2	16.2	0	16.8	17.9	18.1	18.0	0	18.5	
	12	7	16.1	16.3	16.2	0	16.8	17.9	18.2	18.1	0	18.5	
	12	13	16.1	16.2	16.2	0	16.8	17.9	18.2	18.0	0	18.5	
256QAM	25	0	16.1	16.3	16.2	0	16.8	17.9	18.2	18.1	0	18.5	
	1	0	16.0	16.4	16.3	0	16.8	17.1	17.4	17.2	0.6	17.9	
	1	12	16.3	16.5	16.3	0	16.8	17.3	17.3	17.4	0.6	17.9	
	1	24	16.2	16.3	16.3	0	16.8	17.2	17.3	17.2	0.6	17.9	
	12	0	16.1	16.3	16.2	0	16.8	17.1	17.2	17.2	0.6	17.9	
	12	7	16.1	16.3	16.2	0	16.8	17.1	17.3	17.2	0.6	17.9	
5	QPSK	12	13	16.1	16.3	16.2	0	16.8	17.1	17.3	17.2	0.6	17.9
		25	0	16.1	16.3	16.2	0	16.8	17.1	17.3	17.2	0.6	17.9
		1	0	16.6	16.7	16.6	0	16.8	18.5	18.5	18.5	0	18.5
		1	12	16.8	16.8	16.7	0	16.8	18.5	18.5	18.5	0	18.5
		1	24	16.6	16.7	16.6	0	16.8	18.5	18.5	18.5	0	18.5
		12	0	16.7	16.7	16.6	0	16.8	18.5	18.5	18.5	0	18.5
	16QAM	12	7	16.7	16.7	16.6	0	16.8	18.5	18.5	18.5	0	18.5
		12	13	16.6	16.6	16.6	0	16.8	18.5	18.5	18.5	0	18.5
		25	0	16.7	16.6	16.6	0	16.8	18.5	18.5	18.5	0	18.5
		1	0	16.8	16.8	16.8	0	16.8	18.5	18.5	18.5	0	18.5
1		12	16.8	16.8	16.8	0	16.8	18.5	18.5	18.5	0	18.5	
1		24	16.8	16.8	16.8	0	16.8	18.5	18.5	18.5	0	18.5	
64QAM	12	0	16.8	16.8	16.7	0	16.8	18.5	18.5	18.5	0	18.5	
	12	7	16.8	16.7	16.8	0	16.8	18.5	18.5	18.5	0	18.5	
	12	13	16.8	16.7	16.7	0	16.8	18.5	18.5	18.5	0	18.5	
	25	0	16.7	16.7	16.6	0	16.8	18.5	18.5	18.5	0	18.5	
	1	0	16.3	16.5	16.5	0	16.8	18.2	18.4	18.2	0	18.5	
	1	12	16.4	16.5	16.5	0	16.8	18.3	18.4	18.3	0	18.5	
256QAM	1	24	16.3	16.5	16.5	0	16.8	18.3	18.3	18.3	0	18.5	
	12	0	16.1	16.2	16.2	0	16.8	17.9	18.1	18.0	0	18.5	
	12	7	16.1	16.3	16.2	0	16.8	17.9	18.2	18.1	0	18.5	
	12	13	16.1	16.2	16.2	0	16.8	17.9	18.2	18.0	0	18.5	
	25	0	16.1	16.3	16.2	0	16.8	17.9	18.2	18.1	0	18.5	
	1	0	16.0	16.4	16.3	0	16.8	17.1	17.4	17.2	0.6	17.9	

**LTE Band 25 Measured Results (ANT4) (continued)**

BW (MHz)	Mode	RB Allocation	RB offset	Mode A Power (dBm)					Mode B Power (dBm)				
				26055	26365	26675	MPR	Max Power	26055	26365	26590	MPR	Max Power
				1851.5 MHz	1882.5 MHz	1913.5 MHz			1860 MHz	1882.5 MHz	1905 MHz		
3	QPSK	1	0	16.6	16.6	16.5	0	16.8	18.5	18.5	18.5	0	18.5
		1	8	16.7	16.7	16.6	0	16.8	18.5	18.5	18.5	0	18.5
		1	14	16.6	16.6	16.5	0	16.8	18.5	18.5	18.5	0	18.5
		8	0	16.7	16.8	16.6	0	16.8	18.5	18.5	18.5	0	18.5
		8	4	16.7	16.7	16.7	0	16.8	18.5	18.5	18.5	0	18.5
		8	7	16.7	16.7	16.7	0	16.8	18.5	18.5	18.5	0	18.5
		15	0	16.6	16.7	16.6	0	16.8	18.5	18.5	18.5	0	18.5
	16QAM	1	0	16.8	16.8	16.8	0	16.8	18.5	18.5	18.5	0	18.5
		1	8	16.8	16.8	16.8	0	16.8	18.5	18.5	18.5	0	18.5
		1	14	16.8	16.8	16.8	0	16.8	18.5	18.5	18.5	0	18.5
		8	0	16.8	16.8	16.8	0	16.8	18.5	18.5	18.5	0	18.5
		8	4	16.8	16.8	16.8	0	16.8	18.5	18.5	18.5	0	18.5
		8	7	16.8	16.7	16.8	0	16.8	18.5	18.5	18.5	0	18.5
		15	0	16.7	16.7	16.7	0	16.8	18.5	18.5	18.5	0	18.5
	64QAM	1	0	16.3	16.4	16.4	0	16.8	18.1	18.4	18.3	0	18.5
		1	8	16.3	16.6	16.4	0	16.8	18.3	18.5	18.3	0	18.5
		1	14	16.4	16.4	16.2	0	16.8	18.1	18.4	18.2	0	18.5
		8	0	16.1	16.3	16.2	0	16.8	18.0	18.2	18.0	0	18.5
		8	4	16.2	16.4	16.2	0	16.8	18.1	18.2	18.1	0	18.5
		8	7	16.2	16.4	16.2	0	16.8	18.1	18.2	18.1	0	18.5
		15	0	16.1	16.3	16.2	0	16.8	18.0	18.2	18.1	0	18.5
	256QAM	1	0	16.1	16.4	16.3	0	16.8	17.0	17.3	17.2	0.6	17.9
		1	8	16.4	16.4	16.4	0	16.8	17.2	17.4	17.3	0.6	17.9
		1	14	16.1	16.3	16.2	0	16.8	17.1	17.3	17.2	0.6	17.9
8		0	16.1	16.3	16.2	0	16.8	17.1	17.2	17.2	0.6	17.9	
8		4	16.1	16.3	16.2	0	16.8	17.1	17.3	17.2	0.6	17.9	
8		7	16.2	16.3	16.2	0	16.8	17.1	17.3	17.2	0.6	17.9	
15		0	16.1	16.3	16.2	0	16.8	17.1	17.2	17.2	0.6	17.9	
1.4	QPSK	1	0	16.0	16.3	16.2	0	16.8	18.0	18.2	18.1	0	18.5
		1	3	16.1	16.3	16.2	0	16.8	18.0	18.2	18.1	0	18.5
		1	5	16.1	16.3	16.2	0	16.8	18.0	18.2	18.1	0	18.5
		3	0	16.1	16.3	16.1	0	16.8	18.0	18.1	18.1	0	18.5
		3	1	16.1	16.3	16.2	0	16.8	18.0	18.2	18.1	0	18.5
		3	3	16.1	16.3	16.2	0	16.8	18.0	18.2	18.1	0	18.5
		6	0	16.1	16.3	16.2	0	16.8	18.0	18.1	18.1	0	18.5
	16QAM	1	0	16.3	16.7	16.5	0	16.8	18.2	18.5	18.4	0	18.5
		1	3	16.4	16.7	16.6	0	16.8	18.3	18.5	18.4	0	18.5
		1	5	16.3	16.6	16.6	0	16.8	18.2	18.5	18.4	0	18.5
		3	0	16.3	16.5	16.4	0	16.8	18.1	18.4	18.3	0	18.5
		3	1	16.3	16.5	16.4	0	16.8	18.1	18.3	18.3	0	18.5
		3	3	16.3	16.5	16.4	0	16.8	18.1	18.3	18.3	0	18.5
		6	0	16.1	16.3	16.3	0	16.8	18.1	18.2	18.2	0	18.5
	64QAM	1	0	16.3	16.5	16.3	0	16.8	18.1	18.4	18.2	0	18.5
		1	3	16.3	16.6	16.4	0	16.8	18.3	18.3	18.2	0	18.5
		1	5	16.4	16.5	16.2	0	16.8	18.2	18.4	18.2	0	18.5
		3	0	16.2	16.4	16.3	0	16.8	18.1	18.2	18.2	0	18.5
		3	1	16.1	16.3	16.3	0	16.8	18.0	18.3	18.2	0	18.5
		3	3	16.2	16.4	16.3	0	16.8	18.1	18.3	18.2	0	18.5
		6	0	16.0	16.3	16.1	0	16.8	18.0	18.2	18.0	0	18.5
	256QAM	1	0	16.1	16.4	16.3	0	16.8	17.1	17.4	17.1	0.6	17.9
		1	3	16.2	16.4	16.2	0	16.8	17.2	17.4	17.2	0.6	17.9
		1	5	16.1	16.3	16.2	0	16.8	17.2	17.3	17.1	0.6	17.9
3		0	16.1	16.3	16.2	0	16.8	17.0	17.3	17.2	0.6	17.9	
3		1	16.1	16.3	16.2	0	16.8	17.0	17.3	17.2	0.6	17.9	
3		3	16.1	16.3	16.2	0	16.8	17.0	17.3	17.2	0.6	17.9	
6		0	16.2	16.3	15.9	0	16.8	17.2	17.2	17.3	0.6	17.9	

**LTE Band 26 Measured Results (ANT1)**

BW (MHz)	Mode	RB Allocation	RB offset	Mode A Power (dBm)					Mode B Power (dBm)					
				26740	26865	26990	MPR	Max Power	26740	26865	26990	MPR	Max Power	
				819 MHz	831.5 MHz	844 MHz			819 MHz	831.5 MHz	844 MHz			
10	QPSK	1	0	24.9	25.1	25.1	0	25.7	24.9	25.1	25.1	0	25.7	
		1	25	25.0	25.2	25.0	0	25.7	25.0	25.2	25.0	0	25.7	
		1	49	24.9	25.1	24.9	0	25.7	24.9	25.1	24.9	0	25.7	
		25	0	24.2	24.4	24.3	1	24.7	24.2	24.4	24.3	1	24.7	
		25	12	24.4	24.4	24.3	1	24.7	24.4	24.4	24.3	1	24.7	
		25	25	24.3	24.4	24.3	1	24.7	24.3	24.4	24.3	1	24.7	
	16QAM	50	0	24.3	24.4	24.3	1	24.7	24.3	24.4	24.3	1	24.7	
		1	0	24.6	24.7	24.7	1	24.7	24.6	24.7	24.7	1	24.7	
		1	25	24.5	24.7	24.6	1	24.7	24.5	24.7	24.6	1	24.7	
		1	49	24.6	24.7	24.6	1	24.7	24.6	24.7	24.6	1	24.7	
		25	0	23.2	23.3	23.2	2	23.7	23.2	23.3	23.2	2	23.7	
		25	12	23.4	23.3	23.3	2	23.7	23.4	23.3	23.3	2	23.7	
	64QAM	25	25	23.3	23.4	23.3	2	23.7	23.3	23.4	23.3	2	23.7	
		50	0	23.3	23.3	23.2	2	23.7	23.3	23.3	23.2	2	23.7	
		1	0	23.6	23.6	23.5	2	23.7	23.6	23.6	23.5	2	23.7	
		1	25	23.6	23.6	23.5	2	23.7	23.6	23.6	23.5	2	23.7	
		1	49	23.6	23.5	23.4	2	23.7	23.6	23.5	23.4	2	23.7	
		25	0	22.3	22.3	22.2	3	22.7	22.3	22.3	22.2	3	22.7	
	256QAM	25	12	22.4	22.3	22.3	3	22.7	22.4	22.3	22.3	3	22.7	
		25	25	22.4	22.4	22.3	3	22.7	22.4	22.4	22.3	3	22.7	
		50	0	22.4	22.3	22.2	3	22.7	22.4	22.3	22.2	3	22.7	
		1	0	20.3	20.5	20.3	5	20.7	20.3	20.5	20.3	5	20.7	
		1	25	20.5	20.6	20.4	5	20.7	20.5	20.6	20.4	5	20.7	
		1	49	20.4	20.5	20.2	5	20.7	20.4	20.5	20.2	5	20.7	
	5	QPSK	25	0	20.3	20.3	20.3	5	20.7	20.3	20.3	20.3	5	20.7
25			12	20.4	20.4	20.4	5	20.7	20.4	20.4	20.4	5	20.7	
25			25	20.4	20.4	20.3	5	20.7	20.4	20.4	20.3	5	20.7	
50			0	20.4	20.3	20.2	5	20.7	20.4	20.3	20.2	5	20.7	
1			0	24.9	25.0	25.0	0	25.7	24.9	25.0	25.0	0	25.7	
1			12	25.0	25.2	25.0	0	25.7	25.0	25.2	25.0	0	25.7	
16QAM		64QAM	1	24	24.9	25.0	24.9	0	25.7	24.9	25.0	24.9	0	25.7
			12	0	24.2	24.3	24.2	1	24.7	24.2	24.3	24.2	1	24.7
			12	7	24.3	24.3	24.3	1	24.7	24.3	24.3	24.3	1	24.7
			12	13	24.3	24.4	24.2	1	24.7	24.3	24.4	24.2	1	24.7
	25		0	24.3	24.3	24.2	1	24.7	24.3	24.3	24.2	1	24.7	
	1		0	24.7	24.7	24.5	1	24.7	24.7	24.7	24.5	1	24.7	
	256QAM	16QAM	1	12	24.5	24.7	24.7	1	24.7	24.5	24.7	24.7	1	24.7
			1	24	24.7	24.6	24.6	1	24.7	24.7	24.6	24.6	1	24.7
			12	0	23.3	23.4	23.1	2	23.7	23.3	23.4	23.1	2	23.7
			12	7	23.4	23.4	23.2	2	23.7	23.4	23.4	23.2	2	23.7
12	13		23.4	23.5	23.1	2	23.7	23.4	23.5	23.1	2	23.7		
25	0		23.3	23.3	23.2	2	23.7	23.3	23.3	23.2	2	23.7		
64QAM	256QAM	1	0	23.5	23.6	23.6	2	23.7	23.5	23.6	23.6	2	23.7	
		1	12	23.6	23.6	23.7	2	23.7	23.6	23.6	23.7	2	23.7	
		1	24	23.5	23.6	23.6	2	23.7	23.5	23.6	23.6	2	23.7	
		12	0	22.2	22.3	22.2	3	22.7	22.2	22.3	22.2	3	22.7	
		12	7	22.4	22.4	22.3	3	22.7	22.4	22.4	22.3	3	22.7	
		12	13	22.3	22.4	22.3	3	22.7	22.3	22.4	22.3	3	22.7	
256QAM	256QAM	25	0	22.3	22.3	22.2	3	22.7	22.3	22.3	22.2	3	22.7	
		1	0	20.5	20.4	20.3	5	20.7	20.5	20.4	20.3	5	20.7	
		1	12	20.6	20.6	20.4	5	20.7	20.6	20.6	20.4	5	20.7	
		1	24	20.5	20.5	20.3	5	20.7	20.5	20.5	20.3	5	20.7	
		12	0	20.3	20.3	20.2	5	20.7	20.3	20.3	20.2	5	20.7	
		12	7	20.4	20.3	20.3	5	20.7	20.4	20.3	20.3	5	20.7	
256QAM	256QAM	12	13	20.4	20.4	20.3	5	20.7	20.4	20.4	20.3	5	20.7	
		25	0	20.3	20.3	20.2	5	20.7	20.3	20.3	20.2	5	20.7	



**LTE Band 26 Measured Results (ANT1) (continued)**

BW (MHz)	Mode	RB Allocation	RB offset	Mode A Power (dBm)					Mode B Power (dBm)				
				26705	26865	27025	MPR	Max Power	26705	26865	27025	MPR	Max Power
				815.5 MHz	831.5 MHz	847.5 MHz			815.5 MHz	831.5 MHz	847.5 MHz		
3	QPSK	1	0	24.9	25.0	24.9	0	25.7	24.9	25.0	24.9	0	25.7
		1	8	25.0	25.1	24.9	0	25.7	25.0	25.1	24.9	0	25.7
		1	14	24.9	25.0	24.8	0	25.7	24.9	25.0	24.8	0	25.7
		8	0	24.2	24.3	24.2	1	24.7	24.2	24.3	24.2	1	24.7
		8	4	24.3	24.3	24.3	1	24.7	24.3	24.3	24.3	1	24.7
		8	7	24.3	24.3	24.3	1	24.7	24.3	24.3	24.3	1	24.7
	16QAM	15	0	24.3	24.3	24.2	1	24.7	24.3	24.3	24.2	1	24.7
		1	0	24.5	24.7	24.5	1	24.7	24.5	24.7	24.5	1	24.7
		1	8	24.6	24.7	24.6	1	24.7	24.6	24.7	24.6	1	24.7
		1	14	24.5	24.7	24.5	1	24.7	24.5	24.7	24.5	1	24.7
		8	0	23.3	23.3	23.3	2	23.7	23.3	23.3	23.3	2	23.7
		8	4	23.4	23.4	23.4	2	23.7	23.4	23.4	23.4	2	23.7
	64QAM	8	7	23.4	23.4	23.4	2	23.7	23.4	23.4	23.4	2	23.7
		15	0	23.3	23.3	23.3	2	23.7	23.3	23.3	23.3	2	23.7
		1	0	23.6	23.6	23.4	2	23.7	23.6	23.6	23.4	2	23.7
		1	8	23.6	23.6	23.4	2	23.7	23.6	23.6	23.4	2	23.7
		1	14	23.5	23.6	23.4	2	23.7	23.5	23.6	23.4	2	23.7
		8	0	22.2	22.3	22.3	3	22.7	22.2	22.3	22.3	3	22.7
	256QAM	8	4	22.4	22.4	22.3	3	22.7	22.4	22.4	22.3	3	22.7
		8	7	22.4	22.3	22.3	3	22.7	22.4	22.3	22.3	3	22.7
		15	0	22.3	22.3	22.3	3	22.7	22.3	22.3	22.3	3	22.7
		1	0	20.3	20.4	20.3	5	20.7	20.3	20.4	20.3	5	20.7
		1	8	20.5	20.6	20.5	5	20.7	20.5	20.6	20.5	5	20.7
		1	14	20.5	20.4	20.3	5	20.7	20.5	20.4	20.3	5	20.7
1.4	QPSK	8	0	20.3	20.3	20.2	5	20.7	20.3	20.3	20.2	5	20.7
		8	4	20.4	20.3	20.3	5	20.7	20.4	20.3	20.3	5	20.7
		8	7	20.4	20.4	20.3	5	20.7	20.4	20.4	20.3	5	20.7
		15	0	20.3	20.3	20.2	5	20.7	20.3	20.3	20.2	5	20.7
		1	0	24.9	24.9	24.9	0	25.7	24.9	24.9	24.9	0	25.7
		1	3	25.0	25.1	24.9	0	25.7	25.0	25.1	24.9	0	25.7
	16QAM	1	5	25.0	25.0	24.9	0	25.7	25.0	25.0	24.9	0	25.7
		3	0	25.0	25.0	24.9	0	25.7	25.0	25.0	24.9	0	25.7
		3	1	25.0	25.1	24.9	0	25.7	25.0	25.1	24.9	0	25.7
		3	3	25.0	25.0	24.9	0	25.7	25.0	25.0	24.9	0	25.7
		6	0	24.3	24.3	24.2	1	24.7	24.3	24.3	24.2	1	24.7
		1	0	24.4	24.6	24.5	1	24.7	24.4	24.6	24.5	1	24.7
	64QAM	1	3	24.5	24.7	24.6	1	24.7	24.5	24.7	24.6	1	24.7
		1	5	24.4	24.6	24.5	1	24.7	24.4	24.6	24.5	1	24.7
		3	0	24.4	24.4	24.3	1	24.7	24.4	24.4	24.3	1	24.7
		3	1	24.4	24.5	24.4	1	24.7	24.4	24.5	24.4	1	24.7
		3	3	24.4	24.5	24.3	1	24.7	24.4	24.5	24.3	1	24.7
		6	0	23.3	23.3	23.3	2	23.7	23.3	23.3	23.3	2	23.7
	256QAM	1	0	23.4	23.5	23.4	2	23.7	23.4	23.5	23.4	2	23.7
		1	3	23.6	23.6	23.4	2	23.7	23.6	23.6	23.4	2	23.7
		1	5	23.5	23.6	23.3	2	23.7	23.5	23.6	23.3	2	23.7
		3	0	23.4	23.4	23.4	2	23.7	23.4	23.4	23.4	2	23.7
		3	1	23.4	23.5	23.4	2	23.7	23.4	23.5	23.4	2	23.7
		3	3	23.4	23.4	23.4	2	23.7	23.4	23.4	23.4	2	23.7
QPSK	6	0	22.5	22.4	22.2	3	22.7	22.5	22.4	22.2	3	22.7	
	1	0	20.2	20.4	20.3	5	20.7	20.2	20.4	20.3	5	20.7	
	1	3	20.4	20.5	20.3	5	20.7	20.4	20.5	20.3	5	20.7	
	1	5	20.3	20.5	20.3	5	20.7	20.3	20.5	20.3	5	20.7	
	3	0	20.3	20.3	20.3	5	20.7	20.3	20.3	20.3	5	20.7	
	3	1	20.3	20.4	20.3	5	20.7	20.3	20.4	20.3	5	20.7	
16QAM	3	3	20.3	20.4	20.3	5	20.7	20.3	20.4	20.3	5	20.7	
	6	0	20.2	20.3	20.2	5	20.7	20.2	20.3	20.2	5	20.7	

**LTE Band 26 Measured Results (ANT2)**

BW (MHz)	Mode	RB Allocation	RB offset	Mode A Power (dBm)					Mode B Power (dBm)					
				26740	26865	26990	MPR	Max Power	26740	26865	26990	MPR	Max Power	
				819 MHz	831.5 MHz	844 MHz			819 MHz	831.5 MHz	844 MHz			
10	QPSK	1	0	22.6	22.4	22.6	0	23.5	24.3	24.3	24.3	0	25.2	
		1	25	22.6	22.6	22.6	0	23.5	24.3	24.3	24.3	0	25.2	
		1	49	22.6	22.6	22.6	0	23.5	24.3	24.3	24.3	0	25.2	
		25	0	22.6	22.5	22.5	0	23.5	23.6	23.6	23.6	1	24.2	
		25	12	22.6	22.6	22.6	0	23.5	23.6	23.6	23.6	1	24.2	
		25	25	22.6	22.4	22.5	0	23.5	23.6	23.6	23.6	1	24.2	
	16QAM	50	0	22.4	22.4	22.4	0	23.5	23.6	23.6	23.6	1	24.2	
		1	0	22.9	22.8	22.9	0	23.5	24.0	23.8	23.9	1	24.2	
		1	25	22.9	22.8	22.9	0	23.5	23.9	23.8	23.9	1	24.2	
		1	49	22.9	22.9	22.9	0	23.5	23.9	23.8	23.9	1	24.2	
		25	0	22.7	22.6	22.6	0.3	23.2	22.6	22.6	22.6	2	23.2	
		25	12	22.7	22.6	22.6	0.3	23.2	22.7	22.6	22.6	2	23.2	
	64QAM	25	25	22.7	22.6	22.7	0.3	23.2	22.7	22.6	22.7	2	23.2	
		50	0	22.7	22.6	22.6	0.3	23.2	22.7	22.6	22.6	2	23.2	
		1	0	22.8	22.8	22.8	0.3	23.2	22.8	22.5	22.8	2	23.2	
		1	25	22.8	22.8	22.8	0.3	23.2	22.7	22.5	22.8	2	23.2	
		1	49	22.7	22.8	22.8	0.3	23.2	22.7	22.5	22.8	2	23.2	
		25	0	21.6	21.6	21.6	1.3	22.2	21.6	21.6	21.6	3	22.2	
	256QAM	25	12	21.7	21.6	21.7	1.3	22.2	21.7	21.6	21.6	3	22.2	
		25	25	21.7	21.6	21.7	1.3	22.2	21.7	21.6	21.7	3	22.2	
		50	0	21.7	21.6	21.6	1.3	22.2	21.7	21.6	21.6	3	22.2	
		1	0	19.8	19.4	19.8	3.3	20.2	19.8	19.6	19.6	5	20.2	
		1	25	19.9	19.8	19.9	3.3	20.2	19.9	19.8	19.7	5	20.2	
		1	49	19.8	19.7	19.8	3.3	20.2	19.8	19.7	19.6	5	20.2	
	5	QPSK	25	0	19.6	19.6	19.6	3.3	20.2	19.6	19.6	19.6	5	20.2
			25	12	19.7	19.7	19.7	3.3	20.2	19.7	19.6	19.6	5	20.2
			25	25	19.7	19.6	19.7	3.3	20.2	19.7	19.6	19.7	5	20.2
			50	0	19.7	19.6	19.6	3.3	20.2	19.7	19.6	19.6	5	20.2
26715			26865	27015	MPR	Max Power	26715	26865	27015	MPR	Max Power			
816.5 MHz			831.5 MHz	846.5 MHz			816.5 MHz	831.5 MHz	846.5 MHz					
5		QPSK	1	0	22.7	22.6	22.6	0	23.5	24.3	24.2	24.3	0	25.2
			1	12	22.7	22.7	22.7	0	23.5	24.5	24.3	24.4	0	25.2
			1	24	22.6	22.6	22.6	0	23.5	24.3	24.2	24.3	0	25.2
			12	0	22.6	22.5	22.6	0	23.5	23.6	23.5	23.6	1	24.2
	12		7	22.7	22.6	22.7	0	23.5	23.7	23.6	23.7	1	24.2	
	12		13	22.7	22.6	22.7	0	23.5	23.7	23.6	23.6	1	24.2	
	16QAM	25	0	22.7	22.6	22.6	0	23.5	23.7	23.5	23.6	1	24.2	
		1	0	22.8	22.8	22.8	0	23.5	23.8	23.7	23.9	1	24.2	
		1	12	22.9	22.8	23.0	0	23.5	24.0	23.9	24.0	1	24.2	
		1	24	22.8	22.8	22.8	0	23.5	23.8	23.8	23.9	1	24.2	
		12	0	22.7	22.5	22.7	0.3	23.2	22.6	22.6	22.6	2	23.2	
		12	7	22.7	22.6	22.8	0.3	23.2	22.7	22.7	22.7	2	23.2	
	64QAM	12	13	22.7	22.6	22.7	0.3	23.2	22.7	22.6	22.7	2	23.2	
		25	0	22.7	22.6	22.6	0.3	23.2	22.7	22.6	22.6	2	23.2	
		1	0	23.0	22.6	23.0	0.3	23.2	22.7	22.8	22.8	2	23.2	
		1	12	23.1	22.7	23.0	0.3	23.2	22.8	22.8	22.8	2	23.2	
		1	24	23.0	22.6	23.0	0.3	23.2	22.7	22.8	22.7	2	23.2	
		12	0	21.6	21.5	21.6	1.3	22.2	21.6	21.5	21.6	3	22.2	
	256QAM	12	7	21.7	21.6	21.7	1.3	22.2	21.7	21.7	21.7	3	22.2	
		12	13	21.7	21.6	21.7	1.3	22.2	21.7	21.6	21.7	3	22.2	
		25	0	21.7	21.6	21.6	1.3	22.2	21.7	21.6	21.6	3	22.2	
		1	0	19.8	19.8	19.7	3.3	20.2	19.9	19.7	19.7	5	20.2	
		1	12	20.0	19.9	19.8	3.3	20.2	20.0	19.8	19.8	5	20.2	
		1	24	19.9	19.9	19.7	3.3	20.2	19.8	19.8	19.7	5	20.2	
12		0	19.7	19.6	19.6	3.3	20.2	19.7	19.6	19.6	5	20.2		
12		7	19.8	19.6	19.7	3.3	20.2	19.8	19.7	19.7	5	20.2		
12	13	19.7	19.6	19.7	3.3	20.2	19.7	19.7	19.7	5	20.2			
25	0	19.7	19.6	19.6	3.3	20.2	19.7	19.6	19.6	5	20.2			

**LTE Band 26 Measured Results (ANT2) (continued)**

BW (MHz)	Mode	RB Allocation	RB offset	Mode A Power (dBm)					Mode B Power (dBm)					
				26705	26865	27025	MPR	Max Power	26705	26865	27025	MPR	Max Power	
				815.5 MHz	831.5 MHz	847.5 MHz			815.5 MHz	831.5 MHz	847.5 MHz			
3	QPSK	1	0	22.6	22.5	22.7	0	23.5	24.3	24.2	24.3	0	25.2	
		1	8	22.6	22.6	22.8	0	23.5	24.4	24.2	24.3	0	25.2	
		1	14	22.5	22.5	22.6	0	23.5	24.3	24.1	24.3	0	25.2	
		8	0	22.7	22.5	22.7	0	23.5	23.6	23.5	23.6	1	24.2	
		8	4	22.7	22.6	22.7	0	23.5	23.7	23.6	23.7	1	24.2	
		8	7	22.7	22.6	22.8	0	23.5	23.7	23.6	23.7	1	24.2	
	16QAM	15	0	22.7	22.6	22.7	0	23.5	23.7	23.5	23.6	1	24.2	
		1	0	23.0	22.8	22.9	0	23.5	23.9	23.7	24.0	1	24.2	
		1	8	23.0	22.9	22.9	0	23.5	23.9	23.9	23.9	1	24.2	
		1	14	22.9	22.8	22.8	0	23.5	23.8	23.8	23.7	1	24.2	
		8	0	22.7	22.5	22.7	0.3	23.2	22.6	22.5	22.7	2	23.2	
		8	4	22.8	22.6	22.7	0.3	23.2	22.7	22.6	22.7	2	23.2	
	64QAM	8	7	22.8	22.6	22.7	0.3	23.2	22.7	22.6	22.7	2	23.2	
		15	0	22.7	22.6	22.6	0.3	23.2	22.7	22.6	22.7	2	23.2	
		1	0	22.7	22.8	22.6	0.3	23.2	22.7	22.7	23.0	2	23.2	
		1	8	22.8	22.9	22.6	0.3	23.2	23.0	22.7	23.1	2	23.2	
		1	14	23.0	22.9	22.5	0.3	23.2	22.6	22.7	22.8	2	23.2	
		8	0	21.6	21.5	21.7	1.3	22.2	21.7	21.6	21.6	3	22.2	
	256QAM	8	4	21.7	21.6	21.7	1.3	22.2	21.8	21.7	21.7	3	22.2	
		8	7	21.7	21.7	21.7	1.3	22.2	21.8	21.7	21.7	3	22.2	
		15	0	21.7	21.6	21.7	1.3	22.2	21.7	21.6	21.6	3	22.2	
		1	0	19.7	19.7	19.7	3.3	20.2	19.7	19.6	19.7	5	20.2	
		1	8	19.9	19.7	19.8	3.3	20.2	19.7	19.9	19.8	5	20.2	
		1	14	19.9	19.7	19.7	3.3	20.2	19.8	19.7	19.7	5	20.2	
1.4	QPSK	8	0	19.6	19.6	19.7	3.3	20.2	19.7	19.6	19.6	5	20.2	
		8	4	19.8	19.7	19.7	3.3	20.2	19.8	19.7	19.7	5	20.2	
		8	7	19.8	19.6	19.8	3.3	20.2	19.8	19.7	19.6	5	20.2	
		15	0	19.7	19.6	19.7	3.3	20.2	19.7	19.6	19.6	5	20.2	
		16QAM	1	0	22.6	22.5	22.6	0	23.5	24.2	24.2	24.3	0	25.2
			1	3	22.7	22.6	22.6	0	23.5	24.4	24.3	24.3	0	25.2
	1		5	22.7	22.6	22.6	0	23.5	24.3	24.2	24.3	0	25.2	
	3		0	22.7	22.5	22.6	0	23.5	24.3	24.1	24.3	0	25.2	
	3		1	22.7	22.6	22.6	0	23.5	24.3	24.2	24.3	0	25.2	
	3		3	22.7	22.6	22.6	0	23.5	24.3	24.2	24.3	0	25.2	
	6		0	22.7	22.6	22.6	0	23.5	23.6	23.5	23.6	1	24.2	
	64QAM		1	0	22.8	22.7	22.4	0	23.5	23.8	23.7	23.8	1	24.2
			1	3	22.9	22.8	22.7	0	23.5	23.9	23.8	23.8	1	24.2
			1	5	22.8	22.8	22.7	0	23.5	23.9	23.8	23.8	1	24.2
			3	0	22.8	22.5	22.5	0	23.5	23.7	23.6	23.7	1	24.2
			3	1	22.8	22.6	22.5	0	23.5	23.7	23.6	23.7	1	24.2
		3	3	22.7	22.7	22.5	0	23.5	23.7	23.6	23.6	1	24.2	
	256QAM	6	0	22.7	22.6	22.5	0.3	23.2	22.7	22.6	22.7	2	23.2	
		1	0	22.9	22.6	22.6	0.3	23.2	22.6	22.5	22.8	2	23.2	
		1	3	23.0	22.6	22.8	0.3	23.2	22.8	22.6	22.8	2	23.2	
		1	5	22.9	22.6	22.7	0.3	23.2	22.7	22.6	22.6	2	23.2	
		3	0	22.7	22.7	22.6	0.3	23.2	22.8	22.6	22.7	2	23.2	
		3	1	22.7	22.7	22.6	0.3	23.2	22.8	22.6	22.7	2	23.2	
	QPSK	3	3	22.7	22.7	22.6	0.3	23.2	22.8	22.6	22.7	2	23.2	
6		0	21.7	22.2	21.6	1.3	22.2	21.7	21.6	21.6	3	22.2		
1		0	19.8	19.6	19.6	3.3	20.2	19.7	19.6	19.8	5	20.2		
1		3	19.9	19.7	19.7	3.3	20.2	19.8	19.7	19.9	5	20.2		
1		5	19.9	19.6	19.6	3.3	20.2	19.8	19.7	19.9	5	20.2		
3		0	19.7	19.6	19.5	3.3	20.2	19.8	19.6	19.7	5	20.2		
16QAM	3	1	19.7	19.6	19.6	3.3	20.2	19.8	19.7	19.7	5	20.2		
	3	3	19.7	19.6	19.6	3.3	20.2	19.8	19.7	19.8	5	20.2		
	6	0	19.7	19.6	19.6	3.3	20.2	19.7	19.6	19.6	5	20.2		
	256QAM	1	0	22.6	22.5	22.6	0	23.5	24.2	24.2	24.3	0	25.2	
		1	3	22.7	22.6	22.6	0	23.5	24.4	24.3	24.3	0	25.2	
		1	5	22.7	22.6	22.6	0	23.5	24.3	24.2	24.3	0	25.2	
3		0	22.7	22.5	22.6	0	23.5	24.3	24.1	24.3	0	25.2		
3		1	22.7	22.6	22.6	0	23.5	24.3	24.2	24.3	0	25.2		
3		3	22.7	22.6	22.6	0	23.5	24.3	24.2	24.3	0	25.2		

**LTE Band 30 Measured Results (ANT1)**

BW (MHz)	Mode	RB Allocation	RB Offset	Mode A Power (dBm)				Mode B Power (dBm)			
				27710		MPR	Max Power	27710		MPR	Max Power
				2310 MHz				2310 MHz			
10	QPSK	1	0	24.2	0	25.0	18.6	0	19.4		
		1	25	24.3	0	25.0	18.6	0	19.4		
		1	49	24.1	0	25.0	18.5	0	19.4		
		25	0	24.1	0.3	24.7	18.6	0	19.4		
		25	12	24.2	0.3	24.7	18.6	0	19.4		
		25	25	24.2	0.3	24.7	18.6	0	19.4		
	16QAM	50	0	24.2	0.3	24.7	18.5	0	19.4		
		1	0	24.5	0.3	24.7	18.6	0	19.4		
		1	25	24.6	0.3	24.7	18.6	0	19.4		
		1	49	24.5	0.3	24.7	18.4	0	19.4		
		25	0	23.4	1.3	23.7	18.4	0	19.4		
		25	12	23.4	1.3	23.7	18.4	0	19.4		
	64QAM	25	25	23.4	1.3	23.7	18.4	0	19.4		
		50	0	23.3	1.3	23.7	18.4	0	19.4		
		1	0	23.5	1.3	23.7	18.7	0	19.4		
		1	25	23.6	1.3	23.7	18.5	0	19.4		
		1	49	23.5	1.3	23.7	18.4	0	19.4		
		25	0	22.4	2.3	22.7	18.5	0	19.4		
	256QAM	25	12	22.4	2.3	22.7	18.4	0	19.4		
		25	25	22.4	2.3	22.7	18.5	0	19.4		
		50	0	22.3	2.3	22.7	18.5	0	19.4		
		1	0	20.4	4.3	20.7	18.6	0	19.4		
		1	25	20.6	4.3	20.7	18.5	0	19.4		
		1	49	20.4	4.3	20.7	18.4	0	19.4		
5	QPSK	25	0	20.3	4.3	20.7	18.4	0	19.4		
		25	12	20.4	4.3	20.7	18.4	0	19.4		
		25	25	20.3	4.3	20.7	18.4	0	19.4		
		50	0	20.3	4.3	20.7	18.4	0	19.4		
		1	0	24.4	0	25.0	18.4	0	19.4		
		1	12	24.5	0	25.0	18.5	0	19.4		
	16QAM	1	24	24.4	0	25.0	18.4	0	19.4		
		12	0	24.3	0.3	24.7	18.4	0	19.4		
		12	7	24.4	0.3	24.7	18.4	0	19.4		
		12	13	24.3	0.3	24.7	18.4	0	19.4		
		25	0	24.3	0.3	24.7	18.4	0	19.4		
		1	0	24.7	0.3	24.7	18.5	0	19.4		
64QAM	1	12	24.7	0.3	24.7	18.5	0	19.4			
	1	24	24.7	0.3	24.7	18.4	0	19.4			
	12	0	23.4	1.3	23.7	18.5	0	19.4			
	12	7	23.5	1.3	23.7	18.4	0	19.4			
	12	13	23.4	1.3	23.7	18.4	0	19.4			
	25	0	23.4	1.3	23.7	18.5	0	19.4			
256QAM	1	0	23.6	1.3	23.7	18.4	0	19.4			
	1	12	23.7	1.3	23.7	18.5	0	19.4			
	1	24	23.6	1.3	23.7	18.4	0	19.4			
	12	0	22.3	2.3	22.7	18.4	0	19.4			
	12	7	22.4	2.3	22.7	18.5	0	19.4			
	12	13	22.3	2.3	22.7	18.4	0	19.4			
256QAM	25	0	22.4	2.3	22.7	18.5	0	19.4			
	1	0	20.5	4.3	20.7	18.4	0	19.4			
	1	12	20.7	4.3	20.7	18.6	0	19.4			
	1	24	20.5	4.3	20.7	18.4	0	19.4			
	12	0	20.3	4.3	20.7	18.5	0	19.4			
	12	7	20.4	4.3	20.7	18.4	0	19.4			
256QAM	12	13	20.3	4.3	20.7	18.4	0	19.4			
	25	0	20.3	4.3	20.7	18.5	0	19.4			

**LTE Band 30 Measured Results (ANT2)**

BW (MHz)	Mode	RB Allocation	RB Offset	Mode A Power (dBm)				Mode B Power (dBm)			
				27710		MPR	Max Power	27710		MPR	Max Power
				2310 MHz				2310 MHz			
10	QPSK	1	0	19.0		0	19.3	19.0		0	19.8
		1	25	18.8		0	19.3	18.8		0	19.8
		1	49	18.9		0	19.3	18.9		0	19.8
		25	0	18.9		0	19.3	18.9		0	19.8
		25	12	18.9		0	19.3	18.9		0	19.8
		25	25	18.8		0	19.3	18.8		0	19.8
		50	0	18.9		0	19.3	18.8		0	19.8
	16QAM	1	0	18.9		0	19.3	18.9		0	19.8
		1	25	19.0		0	19.3	19.0		0	19.8
		1	49	19.0		0	19.3	19.0		0	19.8
		25	0	18.7		0	19.3	18.7		0	19.8
		25	12	18.7		0	19.3	18.7		0	19.8
		25	25	18.7		0	19.3	18.7		0	19.8
	64QAM	50	0	18.6		0	19.3	18.6		0	19.8
		1	0	18.8		0	19.3	18.8		0	19.8
		1	25	18.9		0	19.3	18.9		0	19.8
		1	49	18.8		0	19.3	18.8		0	19.8
		25	0	18.7		0	19.3	18.7		0	19.8
		25	12	18.7		0	19.3	18.7		0	19.8
	256QAM	25	25	18.7		0	19.3	18.7		0	19.8
		50	0	18.7		0	19.3	18.7		0	19.8
		1	0	17.8		0.6	18.7	17.8		1.1	18.7
		1	25	18.1		0.6	18.7	18.1		1.1	18.7
		1	49	17.9		0.6	18.7	17.9		1.1	18.7
		25	0	17.8		0.6	18.7	17.8		1.1	18.7
		25	12	17.9		0.6	18.7	17.9		1.1	18.7
	25	25	17.9		0.6	18.7	17.9		1.1	18.7	
	50	0	17.8		0.6	18.7	17.8		1.1	18.7	
BW (MHz)	Mode	RB Allocation	RB offset	Mode A Power (dBm)				Mode B Power (dBm)			
				27710		MPR	Max Power	27710		MPR	Max Power
				2310 MHz				2310 MHz			
5	QPSK	1	0	18.7		0	19.3	18.7		0	19.8
		1	12	18.8		0	19.3	18.8		0	19.8
		1	24	18.7		0	19.3	18.7		0	19.8
		12	0	18.6		0	19.3	18.6		0	19.8
		12	7	18.7		0	19.3	18.7		0	19.8
		12	13	18.7		0	19.3	18.7		0	19.8
		25	0	18.6		0	19.3	18.6		0	19.8
	16QAM	1	0	19.1		0	19.3	19.1		0	19.8
		1	12	19.2		0	19.3	19.2		0	19.8
		1	24	19.0		0	19.3	19.0		0	19.8
		12	0	18.7		0	19.3	18.7		0	19.8
		12	7	18.8		0	19.3	18.8		0	19.8
		12	13	18.7		0	19.3	18.7		0	19.8
	64QAM	25	0	18.7		0	19.3	18.7		0	19.8
		1	0	18.8		0	19.3	18.8		0	19.8
		1	12	18.9		0	19.3	18.9		0	19.8
		1	24	18.8		0	19.3	18.8		0	19.8
		12	0	18.7		0	19.3	18.7		0	19.8
		12	7	18.7		0	19.3	18.7		0	19.8
	256QAM	12	13	18.7		0	19.3	18.7		0	19.8
		25	0	18.7		0	19.3	18.7		0	19.8
		1	0	17.9		0.6	18.7	17.9		1.1	18.7
		1	12	18.1		0.6	18.7	18.1		1.1	18.7
		1	24	17.9		0.6	18.7	17.9		1.1	18.7
		12	0	17.9		0.6	18.7	17.9		1.1	18.7
		12	7	17.9		0.6	18.7	17.9		1.1	18.7
	12	13	17.9		0.6	18.7	17.9		1.1	18.7	
	25	0	17.9		0.6	18.7	17.9		1.1	18.7	

**LTE Band 30 Measured Results (ANT3)**

BW (MHz)	Mode	RB Allocation	RB Offset	Mode A Power (dBm)				Mode B Power (dBm)			
				27710		MPR	Max Power	27710		MPR	Max Power
				2310 MHz				2310 MHz			
10	QPSK	1	0	22.2		0	23.0	22.3		0	23.1
		1	25	22.3		0	23.0	22.4		0	23.1
		1	49	22.2		0	23.0	22.3		0	23.1
		25	0	22.2		0	23.0	22.3		0	23.1
		25	12	22.3		0	23.0	22.4		0	23.1
		25	25	22.2		0	23.0	22.3		0	23.1
	16QAM	50	0	22.2		0	23.0	22.3		0	23.1
		1	0	22.8		0	23.0	23.0		0	23.1
		1	25	22.7		0	23.0	22.8		0	23.1
		1	49	22.8		0	23.0	23.0		0	23.1
		25	0	22.5		0	23.0	22.5		0.1	23.0
		25	12	22.5		0	23.0	22.6		0.1	23.0
	64QAM	25	25	22.5		0	23.0	22.6		0.1	23.0
		50	0	22.5		0	23.0	22.5		0.1	23.0
		1	0	22.7		0	23.0	22.7		0.1	23.0
		1	25	22.6		0	23.0	22.7		0.1	23.0
		1	49	22.7		0	23.0	22.7		0.1	23.0
		25	0	21.8		1	22.0	21.7		1.1	22.0
	256QAM	25	12	21.8		1	22.0	21.7		1.1	22.0
		25	25	21.8		1	22.0	21.8		1.1	22.0
		50	0	21.8		1	22.0	21.7		1.1	22.0
		1	0	19.9		3	20.0	19.9		3.1	20.0
		1	25	19.9		3	20.0	19.9		3.1	20.0
		1	49	19.9		3	20.0	19.9		3.1	20.0
5	QPSK	25	0	19.8		3	20.0	19.8		3.1	20.0
		25	12	19.8		3	20.0	19.8		3.1	20.0
		25	25	19.8		3	20.0	19.8		3.1	20.0
		50	0	19.8		3	20.0	19.7		3.1	20.0
		1	0	19.8		3	20.0	19.8		3.1	20.0
		1	25	19.8		3	20.0	19.8		3.1	20.0
	16QAM	1	12	22.9		0	23.0	22.9		0	23.1
		1	24	22.9		0	23.0	22.9		0	23.1
		12	0	22.4		0	23.0	22.6		0.1	23.0
		12	7	22.5		0	23.0	22.6		0.1	23.0
		12	13	22.4		0	23.0	22.6		0.1	23.0
		25	0	22.5		0	23.0	22.5		0.1	23.0
64QAM	1	0	22.7		0	23.0	22.7		0.1	23.0	
	1	12	22.7		0	23.0	22.7		0.1	23.0	
	1	24	22.7		0	23.0	22.7		0.1	23.0	
	12	0	21.8		1	22.0	21.8		1.1	22.0	
	12	7	21.8		1	22.0	21.8		1.1	22.0	
	12	13	21.8		1	22.0	21.8		1.1	22.0	
256QAM	25	0	21.8		1	22.0	21.8		1.1	22.0	
	1	0	19.9		3	20.0	19.9		3.1	20.0	
	1	12	19.9		3	20.0	19.9		3.1	20.0	
	1	24	19.8		3	20.0	19.9		3.1	20.0	
	12	0	19.8		3	20.0	19.8		3.1	20.0	
	12	7	19.8		3	20.0	19.8		3.1	20.0	
5	QPSK	12	13	19.8		3	20.0	19.7		3.1	20.0
		25	0	19.8		3	20.0	19.8		3.1	20.0

**LTE Band 30 Measured Results (ANT4)**

BW (MHz)	Mode	RB Allocation	RB Offset	Mode A Power (dBm)				Mode B Power (dBm)			
				27710		MPR	Max Power	27710		MPR	Max Power
				2310 MHz				2310 MHz			
10	QPSK	1	0	17.8	0	17.8	18.3	0	19.3		
		1	25	17.8	0	17.8	18.4	0	19.3		
		1	49	17.7	0	17.8	18.3	0	19.3		
		25	0	17.7	0	17.8	18.3	0	19.3		
		25	12	17.7	0	17.8	18.3	0	19.3		
		25	25	17.7	0	17.8	18.3	0	19.3		
		50	0	17.7	0	17.8	18.3	0	19.3		
	16QAM	1	0	17.8	0	17.8	19.1	0	19.3		
		1	25	17.8	0	17.8	19.2	0	19.3		
		1	49	17.8	0	17.8	19.0	0	19.3		
		25	0	17.8	0	17.8	18.8	0	19.3		
		25	12	17.8	0	17.8	18.9	0	19.3		
		25	25	17.8	0	17.8	18.8	0	19.3		
	64QAM	50	0	17.8	0	17.8	18.8	0	19.3		
		1	0	17.8	0	17.8	18.5	0	19.3		
		1	25	17.8	0	17.8	18.7	0	19.3		
		1	49	17.8	0	17.8	18.4	0	19.3		
		25	0	17.8	0	17.8	18.3	0	19.3		
		25	12	17.8	0	17.8	18.3	0	19.3		
	256QAM	25	25	17.8	0	17.8	18.3	0	19.3		
		50	0	17.8	0	17.8	18.3	0	19.3		
		1	0	17.2	0.1	17.7	17.1	1.6	17.7		
		1	25	17.4	0.1	17.7	17.3	1.6	17.7		
		1	49	17.1	0.1	17.7	17.0	1.6	17.7		
		25	0	17.3	0.1	17.7	17.0	1.6	17.7		
		25	12	17.3	0.1	17.7	17.1	1.6	17.7		
	25	25	17.3	0.1	17.7	17.0	1.6	17.7			
	50	0	17.3	0.1	17.7	17.1	1.6	17.7			
BW (MHz)	Mode	RB Allocation	RB offset	Mode A Power (dBm)				Mode B Power (dBm)			
				27710		MPR	Max Power	27710		MPR	Max Power
				2310 MHz				2310 MHz			
5	QPSK	1	0	17.8	0	17.8	18.7	0	19.3		
		1	12	17.8	0	17.8	19.0	0	19.3		
		1	24	17.8	0	17.8	18.7	0	19.3		
		12	0	17.8	0	17.8	18.8	0	19.3		
		12	7	17.8	0	17.8	18.8	0	19.3		
		12	13	17.8	0	17.8	18.8	0	19.3		
		25	0	17.8	0	17.8	18.8	0	19.3		
	16QAM	1	0	17.8	0	17.8	19.2	0	19.3		
		1	12	17.8	0	17.8	19.2	0	19.3		
		1	24	17.8	0	17.8	19.1	0	19.3		
		12	0	17.8	0	17.8	18.8	0	19.3		
		12	7	17.8	0	17.8	19.0	0	19.3		
		12	13	17.8	0	17.8	18.9	0	19.3		
	64QAM	25	0	17.8	0	17.8	18.8	0	19.3		
		1	0	17.8	0	17.8	18.5	0	19.3		
		1	12	17.8	0	17.8	18.7	0	19.3		
		1	24	17.8	0	17.8	18.5	0	19.3		
		12	0	17.8	0	17.8	18.3	0	19.3		
		12	7	17.8	0	17.8	18.4	0	19.3		
	256QAM	12	13	17.8	0	17.8	18.4	0	19.3		
		25	0	17.8	0	17.8	18.3	0	19.3		
		1	0	17.4	0.1	17.7	17.2	1.6	17.7		
		1	12	17.5	0.1	17.7	17.4	1.6	17.7		
		1	24	17.4	0.1	17.7	17.3	1.6	17.7		
		12	0	17.2	0.1	17.7	17.0	1.6	17.7		
		12	7	17.2	0.1	17.7	17.1	1.6	17.7		
	12	13	17.2	0.1	17.7	17.1	1.6	17.7			
	25	0	17.2	0.1	17.7	17.1	1.6	17.7			

**LTE Band 41 Power Class 3 Measured Results (ANT1)**

BW (MHz)	Mode	RB Allocation	RB Offset	Mode A Power (dBm)							Mode B Power (dBm)							
				39750	40185	40620	41055	41490	MPR	Max Power	39750	40185	40620	41055	41490	MPR	Max Power	
				2506 MHz	2549.5 MHz	2593 MHz	2636.5 MHz	2680 MHz			2506 MHz	2549.5 MHz	2593 MHz	2636.5 MHz	2680 MHz			
20	QPSK	1	0	25.0	24.9	25.0	25.0	25.1	0	25.7	21.6	21.5	21.5	21.4	0	22.6		
		1	49	25.1	25.1	25.1	25.0	25.1	0	25.7	21.7	21.6	21.5	21.4	0	22.6		
		1	99	25.0	24.8	25.0	25.1	25.4	0	25.7	21.6	21.5	21.5	21.6	21.7	0	22.6	
		50	0	24.4	24.2	24.3	24.4	24.5	1	24.7	21.7	21.6	21.5	21.5	21.6	0	22.6	
		50	24	24.5	24.4	24.3	24.4	24.5	1	24.7	21.7	21.6	21.4	21.5	21.5	0	22.6	
		50	50	24.4	24.3	24.2	24.4	24.5	1	24.7	21.7	21.6	21.6	21.5	21.6	0	22.6	
	16QAM	100	0	24.4	24.4	24.3	24.4	24.6	1	24.7	21.7	21.5	21.4	21.5	21.5	0	22.6	
		1	0	24.5	24.6	24.3	24.5	24.6	1	24.7	21.9	21.9	21.8	21.7	21.8	0	22.6	
		1	49	24.5	24.3	24.3	24.3	24.4	1	24.7	22.0	22.0	22.0	21.9	21.9	0	22.6	
		1	99	24.4	24.1	24.7	24.4	24.7	1	24.7	21.9	21.8	21.8	21.7	21.9	0	22.6	
		50	0	23.3	23.3	23.3	23.4	23.5	2	23.7	22.0	21.8	21.6	21.6	21.7	0	22.6	
		50	24	23.4	23.4	23.3	23.4	23.5	2	23.7	21.9	21.8	21.6	21.7	21.7	0	22.6	
	64QAM	50	50	23.4	23.3	23.3	23.4	23.5	2	23.7	21.9	21.8	21.7	21.6	21.7	0	22.6	
		100	0	23.4	23.4	23.3	23.4	23.5	2	23.7	21.9	21.8	21.6	21.6	21.7	0	22.6	
		1	0	23.2	23.2	23.4	23.1	23.6	2	23.7	21.9	21.7	21.7	21.5	21.7	0	22.6	
		1	49	23.4	23.4	23.5	23.5	23.4	2	23.7	22.0	21.8	21.7	21.6	21.7	0	22.6	
		1	99	23.4	23.2	23.6	23.5	23.6	2	23.7	21.8	21.8	21.7	21.7	21.7	0	22.6	
		50	0	22.2	22.3	22.3	22.4	22.5	3	22.7	21.9	21.8	21.6	21.7	21.7	0	22.6	
	256QAM	50	24	22.5	22.4	22.3	22.4	22.7	3	22.7	22.0	21.8	21.6	21.7	21.7	0	22.6	
		50	50	22.2	22.4	22.4	22.4	22.5	3	22.7	21.9	21.8	21.7	21.7	21.8	0	22.6	
		100	0	22.3	22.3	22.3	22.4	22.5	3	22.7	21.9	21.8	21.6	21.7	21.7	0	22.6	
		1	0	20.0	20.1	20.4	20.4	20.5	5	20.7	20.3	20.1	20.0	20.0	20.0	1.9	20.7	
		1	49	20.1	20.5	20.4	20.5	20.7	5	20.7	20.3	20.2	20.1	20.0	20.1	1.9	20.7	
		1	99	19.9	20.2	20.3	20.4	20.7	5	20.7	20.3	20.2	20.1	20.1	20.2	1.9	20.7	
	15	QPSK	50	0	20.3	20.3	20.4	20.4	20.5	5	20.7	20.2	20.2	20.0	20.0	20.1	1.9	20.7
			50	24	20.5	20.4	20.2	20.4	20.5	5	20.7	20.2	20.2	20.0	20.0	20.1	1.9	20.7
			50	50	20.4	20.4	20.4	20.5	20.4	5	20.7	20.3	20.2	20.1	20.0	20.1	1.9	20.7
			100	0	20.4	20.3	20.3	20.4	20.4	5	20.7	20.2	20.2	20.0	20.0	20.1	1.9	20.7
			1	0	25.2	24.9	25.1	25.1	24.9	0	25.7	21.8	21.6	21.6	21.5	21.6	0	22.6
			1	37	25.0	24.9	25.1	25.2	25.1	0	25.7	21.8	21.6	21.6	21.5	21.6	0	22.6
16QAM		1	74	24.9	24.9	25.0	25.2	25.1	0	25.7	21.8	21.7	21.6	21.6	21.7	0	22.6	
		36	0	24.4	24.2	24.3	24.3	24.4	1	24.7	21.9	21.8	21.6	21.6	21.7	0	22.6	
		36	20	24.4	24.4	24.3	24.3	24.5	1	24.7	21.9	21.7	21.6	21.6	21.7	0	22.6	
		36	39	24.3	24.3	24.4	24.4	24.5	1	24.7	21.8	21.7	21.7	21.6	21.7	0	22.6	
		75	0	24.3	24.3	24.2	24.4	24.5	1	24.7	21.9	21.7	21.6	21.6	21.7	0	22.6	
		1	0	24.2	24.0	24.2	24.3	24.0	1	24.7	21.8	21.6	21.5	21.4	21.6	0	22.6	
64QAM		1	37	24.5	24.4	24.3	24.3	24.3	1	24.7	21.8	21.6	21.5	21.4	21.7	0	22.6	
		1	74	24.2	24.1	24.3	24.1	24.4	1	24.7	21.7	21.7	21.5	21.5	21.7	0	22.6	
		36	0	23.4	23.2	23.3	23.4	23.7	2	23.7	21.9	21.8	21.6	21.6	21.7	0	22.6	
		36	20	23.0	23.3	23.4	23.4	23.5	2	23.7	21.9	21.7	21.6	21.6	21.7	0	22.6	
		36	39	23.3	23.3	23.4	23.4	23.4	2	23.7	21.9	21.7	21.7	21.6	21.7	0	22.6	
		75	0	23.4	23.3	23.3	23.4	23.5	2	23.7	21.9	21.8	21.6	21.6	21.7	0	22.6	
256QAM		1	0	22.9	23.1	23.1	23.2	23.2	2	23.7	21.9	21.7	21.6	21.6	21.6	0	22.6	
		1	37	23.4	23.2	23.1	23.4	23.4	2	23.7	21.7	21.6	21.6	21.5	21.7	0	22.6	
		1	74	23.4	23.1	23.0	23.4	23.4	2	23.7	21.7	21.7	21.7	21.6	21.7	0	22.6	
		36	0	22.3	22.2	22.4	22.4	22.4	3	22.7	21.9	21.8	21.6	21.6	21.7	0	22.6	
		36	20	22.3	22.3	22.3	22.4	22.6	3	22.7	21.9	21.8	21.6	21.6	21.7	0	22.6	
		36	39	22.4	22.3	22.4	22.4	22.5	3	22.7	21.9	21.8	21.7	21.6	21.8	0	22.6	
QPSK		75	0	22.4	22.3	22.3	22.4	22.5	3	22.7	21.9	21.8	21.6	21.7	21.8	0	22.6	
		1	0	20.2	20.2	20.1	20.6	20.0	5	20.7	20.2	20.0	20.0	19.9	20.1	1.9	20.7	
		1	37	20.4	20.2	20.3	20.2	20.3	5	20.7	20.2	20.1	20.0	20.0	20.0	1.9	20.7	
		1	74	20.1	20.3	20.5	20.2	20.4	5	20.7	20.2	20.2	20.0	20.0	20.2	1.9	20.7	
		36	0	20.3	20.3	20.3	20.4	20.5	5	20.7	20.3	20.2	20.0	20.0	20.1	1.9	20.7	
		36	20	20.4	20.4	20.3	20.4	20.5	5	20.7	20.3	20.2	20.0	20.0	20.1	1.9	20.7	
16QAM	36	39	20.4	20.3	20.4	20.4	20.5	5	20.7	20.3	20.1	20.0	20.0	20.1	1.9	20.7		
	75	0	20.4	20.3	20.2	20.4	20.5	5	20.7	20.3	20.2	20.0	20.0	20.1	1.9	20.7		



**LTE Band 41 Power Class 3 Measured Results (ANT1) (continued)**

BW (MHz)	Mode	RB Allocation	RB offset	Mode A Power (dBm)							Mode B Power (dBm)							
				39750	40185	40620	41055	41490	MPR	Max Power	39750	40185	40620	41055	41490	MPR	Max Power	
				2506 MHz	2549.5 MHz	2593 MHz	2636.5 MHz	2680 MHz			2506 MHz	2549.5 MHz	2593 MHz	2636.5 MHz	2680 MHz			
10	QPSK	1	0	25.2	25.1	25.1	25.1	25.2	0	25.7	22.0	21.8	21.7	21.7	21.7	0	22.6	
		1	25	25.2	25.1	25.1	25.2	25.2	0	25.7	22.0	21.8	21.7	21.7	21.7	0	22.6	
		1	49	25.2	25.1	25.1	25.1	25.3	0	25.7	22.0	21.8	21.7	21.7	21.8	0	22.6	
		25	0	24.6	24.5	24.4	24.5	24.6	1	24.7	22.1	21.9	21.7	21.7	21.8	0	22.6	
		25	12	24.6	24.5	24.5	24.5	24.6	1	24.7	22.1	21.9	21.8	21.8	21.9	0	22.6	
		25	25	24.5	24.5	24.5	24.5	24.6	1	24.7	22.1	21.9	21.8	21.8	21.8	0	22.6	
	16QAM	1	0	24.6	24.4	24.4	24.4	24.5	1	24.7	22.2	21.8	21.6	21.7	21.7	0	22.6	
		1	25	24.6	24.5	24.4	24.4	24.5	1	24.7	22.1	21.8	21.7	21.6	21.8	0	22.6	
		1	49	24.6	24.4	24.4	24.4	24.5	1	24.7	22.0	21.8	21.6	21.7	21.7	0	22.6	
		25	0	23.6	23.5	23.5	23.5	23.6	2	23.7	22.1	21.9	21.7	21.7	21.8	0	22.6	
		25	12	23.6	23.5	23.5	23.5	23.6	2	23.7	22.1	21.9	21.8	21.7	21.8	0	22.6	
		25	25	23.6	23.5	23.5	23.5	23.6	2	23.7	22.1	21.9	21.8	21.7	21.8	0	22.6	
	64QAM	1	0	23.5	23.4	23.4	23.4	23.5	2	23.7	22.0	21.9	21.7	21.8	21.8	0	22.6	
		1	25	23.5	23.4	23.6	23.5	23.6	2	23.7	22.0	21.9	21.8	21.9	21.9	0	22.6	
		1	49	23.5	23.4	23.5	23.4	23.6	2	23.7	22.0	21.9	21.7	21.8	21.9	0	22.6	
		25	0	22.5	22.5	22.4	22.5	22.6	3	22.7	22.1	21.9	21.7	21.8	21.8	0	22.6	
		25	12	22.5	22.5	22.5	22.5	22.7	3	22.7	22.1	22.0	21.8	21.8	21.9	0	22.6	
		25	25	22.5	22.5	22.5	22.5	22.7	3	22.7	22.1	21.9	21.8	21.8	21.9	0	22.6	
	256QAM	1	0	22.5	22.5	22.5	22.5	22.6	3	22.7	22.1	21.9	21.7	21.8	21.9	0	22.6	
		1	0	20.3	20.4	20.3	20.4	20.5	5	20.7	20.1	20.2	20.1	20.0	20.1	1.9	20.7	
		1	25	20.5	20.5	20.5	20.4	20.6	5	20.7	20.3	20.2	20.2	20.1	20.2	1.9	20.7	
		1	49	20.4	20.4	20.4	20.4	20.6	5	20.7	20.2	20.2	20.2	20.0	20.2	1.9	20.7	
		25	0	20.5	20.4	20.4	20.5	20.6	5	20.7	20.3	20.3	20.1	20.1	20.2	1.9	20.7	
		25	12	20.5	20.5	20.4	20.5	20.7	5	20.7	20.3	20.1	20.2	20.2	20.2	1.9	20.7	
	5	QPSK	1	0	25.2	25.1	25.0	25.1	25.2	0	25.7	22.1	22.0	21.8	21.7	21.7	0	22.6
			1	12	25.3	25.2	25.1	25.2	25.3	0	25.7	22.1	22.1	21.8	21.8	21.8	0	22.6
			1	24	25.2	25.1	25.1	25.1	25.2	0	25.7	22.1	21.9	21.8	21.7	21.7	0	22.6
			12	0	24.6	24.5	24.4	24.5	24.6	1	24.7	22.1	22.0	21.9	21.8	21.8	0	22.6
			12	7	24.6	24.5	24.5	24.5	24.6	1	24.7	22.1	22.1	21.9	21.8	21.9	0	22.6
			12	13	24.5	24.5	24.5	24.5	24.6	1	24.7	22.1	22.0	21.9	21.8	21.8	0	22.6
16QAM		1	0	24.5	24.5	24.4	24.5	24.6	1	24.7	22.1	22.0	21.9	21.8	21.8	0	22.6	
		1	12	24.7	24.5	24.6	24.6	24.7	1	24.7	22.1	22.1	21.9	21.8	21.9	0	22.6	
		1	24	24.6	24.4	24.4	24.4	24.7	1	24.7	22.1	22.0	21.8	21.8	21.8	0	22.6	
		12	0	23.6	23.5	23.3	23.4	23.6	2	23.7	22.1	22.0	21.9	21.8	21.8	0	22.6	
		12	7	23.6	23.5	23.5	23.5	23.7	2	23.7	22.1	22.0	21.9	21.8	21.8	0	22.6	
		12	13	23.5	23.5	23.4	23.5	23.6	2	23.7	22.1	22.0	21.9	21.8	21.8	0	22.6	
64QAM		1	0	23.6	23.5	23.4	23.5	23.6	2	23.7	22.1	22.0	21.9	21.8	21.9	0	22.6	
		1	0	23.4	23.4	23.4	23.5	23.5	2	23.7	22.1	21.9	21.8	21.8	21.9	0	22.6	
		1	12	23.5	23.5	23.5	23.6	23.6	2	23.7	22.2	22.0	21.8	21.8	21.9	0	22.6	
		1	24	23.5	23.5	23.5	23.5	23.6	2	23.7	22.1	21.9	21.8	21.8	21.9	0	22.6	
		12	0	22.5	22.5	22.4	22.5	22.6	3	22.7	22.1	22.0	21.8	21.8	21.9	0	22.6	
		12	7	22.5	22.5	22.5	22.5	22.6	3	22.7	22.1	22.0	21.9	21.8	21.9	0	22.6	
256QAM		12	13	22.5	22.4	22.5	22.5	22.6	3	22.7	22.1	22.0	21.8	21.8	21.9	0	22.6	
		25	0	22.5	22.5	22.4	22.5	22.6	3	22.7	22.1	22.0	21.8	21.8	21.9	0	22.6	
		1	0	20.4	20.3	20.4	20.4	20.6	5	20.7	20.3	20.3	20.2	20.2	20.2	1.9	20.7	
		1	12	20.5	20.5	20.5	20.5	20.6	5	20.7	20.1	20.2	20.3	20.1	20.3	1.9	20.7	
		1	24	20.5	20.4	20.4	20.4	20.5	5	20.7	20.3	20.3	20.2	20.1	20.2	1.9	20.7	
		12	0	20.5	20.5	20.4	20.5	20.6	5	20.7	20.2	20.2	20.3	20.2	20.3	1.9	20.7	

**LTE Band 41 Power Class 2 Measured Results (ANT1)**

BW (MHz)	Mode	RB Allocation	RB Offset	Mode A Power (dBm)					MPR	Max Power
				39750	40185	40620	41055	41490		
				2506 MHz	2549.5 MHz	2593 MHz	2636.5 MHz	2680 MHz		
20	QPSK	1	0	27.6	27.4	27.5	27.4	27.4	0	28.0
		1	49	27.6	27.4	27.4	27.3	27.5	0	28.0
		1	99	27.5	27.4	27.5	27.4	27.6	0	28.0
		50	0	26.7	27.4	27.4	27.4	26.5	0.3	27.7
		50	24	26.7	27.5	27.4	27.4	26.5	0.3	27.7
		50	50	26.6	27.4	27.5	27.4	26.5	0.3	27.7
	100	0	26.7	27.4	27.4	27.4	26.5	0.3	27.7	
	16QAM	1	0	26.7	27.5	27.7	27.5	26.8	0.3	27.7
		1	49	26.9	27.7	27.7	27.7	27.0	0.3	27.7
		1	99	26.6	27.5	27.7	27.6	26.9	0.3	27.7
		50	0	25.6	26.5	26.4	26.4	25.5	1.3	26.7
		50	24	25.6	26.5	26.4	26.3	25.5	1.3	26.7
		50	50	25.6	26.5	26.4	26.3	25.5	1.3	26.7
	100	0	25.6	26.5	26.4	26.3	25.5	1.3	26.7	
	64QAM	1	0	25.9	26.5	26.6	26.7	25.5	1.3	26.7
		1	49	26.3	26.6	26.7	26.4	25.8	1.3	26.7
		1	99	25.8	26.5	26.6	26.7	25.7	1.3	26.7
		50	0	24.6	25.5	25.4	25.4	24.5	2.3	25.7
		50	24	24.6	25.5	25.4	25.4	24.5	2.3	25.7
		50	50	24.6	25.5	25.4	25.4	24.5	2.3	25.7
	100	0	24.6	25.5	25.4	25.4	24.5	2.3	25.7	
	256QAM	1	0	22.7	23.5	23.3	23.6	22.7	4.3	23.7
		1	49	22.8	23.6	23.7	23.4	22.7	4.3	23.7
		1	99	22.7	23.7	23.5	23.5	22.7	4.3	23.7
50		0	22.6	23.5	23.4	23.4	22.5	4.3	23.7	
50		24	22.6	23.5	23.4	23.4	22.5	4.3	23.7	
50		50	22.6	23.5	23.4	23.4	22.5	4.3	23.7	
100	0	22.6	23.5	23.4	23.4	22.5	4.3	23.7		
15	QPSK	1	0	27.5	27.3	27.4	27.4	27.4	0	28.0
		1	37	27.6	27.4	27.4	27.3	27.5	0	28.0
		1	74	27.4	27.4	27.4	27.4	27.6	0	28.0
		36	0	26.6	27.5	27.4	27.4	26.5	0.3	27.7
		36	20	26.6	27.4	27.4	27.4	26.5	0.3	27.7
		36	39	26.5	27.5	27.4	27.5	26.5	0.3	27.7
	75	0	26.6	27.5	27.4	27.4	26.5	0.3	27.7	
	16QAM	1	0	26.7	27.7	27.5	27.5	26.7	0.3	27.7
		1	37	26.8	27.7	27.7	27.5	26.8	0.3	27.7
		1	74	26.6	27.7	27.6	27.6	26.8	0.3	27.7
		36	0	25.6	26.5	26.4	26.4	25.5	1.3	26.7
		36	20	25.6	26.5	26.4	26.4	25.5	1.3	26.7
		36	39	25.6	26.5	26.5	26.4	25.6	1.3	26.7
	75	0	25.6	26.5	26.4	26.4	25.5	1.3	26.7	
	64QAM	1	0	25.8	26.4	26.5	26.4	25.6	1.3	26.7
		1	37	25.6	26.5	26.7	26.4	25.6	1.3	26.7
		1	74	25.5	26.7	26.6	26.6	25.9	1.3	26.7
		36	0	24.6	25.5	25.4	25.4	24.5	2.3	25.7
		36	20	24.6	25.5	25.4	25.4	24.5	2.3	25.7
		36	39	24.6	25.5	25.5	25.4	24.5	2.3	25.7
	75	0	24.6	25.5	25.5	25.4	24.5	2.3	25.7	
	256QAM	1	0	22.6	23.6	23.5	23.6	22.7	4.3	23.7
		1	37	22.5	23.4	23.3	23.7	22.6	4.3	23.7
		1	74	22.7	23.6	23.3	23.6	22.7	4.3	23.7
36		0	22.6	23.5	23.4	23.4	22.5	4.3	23.7	
36		20	22.6	23.5	23.4	23.4	22.5	4.3	23.7	
36		39	22.6	23.5	23.5	23.4	22.5	4.3	23.7	
75	0	22.6	23.5	23.4	23.4	22.5	4.3	23.7		

**LTE Band 41 Power Class 2 Measured Results (ANT1) (continued)**

BW (MHz)	Mode	RB Allocation	RB offset	Mode A Power (dBm)					MPR	Max Power
				39750	40185	40620	41055	41490		
				2506 MHz	2549.5 MHz	2593 MHz	2636.5 MHz	2680 MHz		
10	QPSK	1	0	26.9	27.5	27.4	27.5	27.5	0	28.0
		1	25	27.7	27.6	27.5	27.4	27.6	0	28.0
		1	49	27.7	27.5	27.4	27.4	27.6	0	28.0
		25	0	26.8	27.6	27.4	27.5	26.6	0.3	27.7
		25	12	26.8	27.7	27.5	27.6	26.7	0.3	27.7
		25	25	26.8	27.6	27.5	27.6	26.7	0.3	27.7
	16QAM	1	0	26.9	27.7	27.6	27.7	26.8	0.3	27.7
		1	25	26.9	27.7	27.6	27.7	26.7	0.3	27.7
		1	49	26.8	27.7	27.6	27.7	26.9	0.3	27.7
		25	0	25.8	26.6	26.5	26.6	25.7	1.3	26.7
		25	12	25.8	26.6	26.5	26.6	25.7	1.3	26.7
		25	25	25.8	26.7	26.5	26.6	25.7	1.3	26.7
	64QAM	1	0	25.9	26.7	26.6	26.6	25.8	1.3	26.7
		1	25	25.9	26.7	26.6	26.7	25.8	1.3	26.7
		1	49	26.0	26.7	26.6	26.6	25.9	1.3	26.7
		25	0	24.8	25.6	25.4	25.5	24.6	2.3	25.7
		25	12	24.8	25.7	25.5	25.6	24.7	2.3	25.7
		25	25	24.8	25.7	25.5	25.5	24.7	2.3	25.7
	256QAM	1	0	22.8	23.6	23.7	23.7	22.6	4.3	23.7
		1	25	22.9	23.7	23.7	23.7	22.7	4.3	23.7
		1	49	22.8	23.6	23.7	23.7	22.7	4.3	23.7
		25	0	22.8	23.6	23.4	23.5	22.6	4.3	23.7
		25	12	22.8	23.6	23.5	23.6	22.6	4.3	23.7
		25	25	22.8	23.6	23.5	23.5	22.6	4.3	23.7
	5	QPSK	1	0	27.7	27.6	27.5	27.5	27.6	0
1			12	27.8	27.7	27.6	27.6	27.7	0	28.0
1			24	27.8	27.6	27.5	27.5	27.6	0	28.0
12			0	26.8	27.6	27.5	27.6	26.6	0.3	27.7
12			7	26.8	27.6	27.6	27.6	26.7	0.3	27.7
12			13	26.8	27.6	27.5	27.6	26.6	0.3	27.7
16QAM		25	0	26.8	27.6	27.5	27.5	26.6	0.3	27.7
		1	0	26.8	27.7	27.7	27.6	26.6	0.3	27.7
		1	12	26.8	27.7	27.7	27.7	26.8	0.3	27.7
		1	24	26.8	27.7	27.7	27.7	26.7	0.3	27.7
		12	0	25.8	26.6	26.6	26.6	25.7	1.3	26.7
		12	7	25.8	26.6	26.6	26.6	25.7	1.3	26.7
64QAM		12	13	25.8	26.5	26.6	26.6	25.7	1.3	26.7
		25	0	25.8	26.6	26.5	26.6	25.6	1.3	26.7
		1	0	26.0	26.7	26.7	26.7	25.7	1.3	26.7
		1	12	25.9	26.7	26.7	26.7	25.8	1.3	26.7
		1	24	25.9	26.7	26.7	26.7	25.8	1.3	26.7
		12	0	24.8	25.6	25.6	25.6	24.6	2.3	25.7
256QAM		12	7	24.8	25.7	25.6	25.6	24.7	2.3	25.7
		12	13	24.8	25.6	25.6	25.6	24.6	2.3	25.7
		25	0	24.8	25.6	25.6	25.5	24.6	2.3	25.7
		1	0	23.0	23.7	23.7	23.7	22.7	4.3	23.7
		1	12	22.9	23.7	23.7	23.7	22.7	4.3	23.7
		1	24	22.8	23.7	23.7	23.7	22.7	4.3	23.7

**LTE Band 41 Power Class 3 Measured Results (ANT2)**

BW (MHz)	Mode	RB Allocation	RB Offset	Mode A Power (dBm)							Mode B Power (dBm)							
				39750	40185	40620	41055	41490	MPR	Max Power	39750	40185	40620	41055	41490	MPR	Max Power	
				2506 MHz	2549.5 MHz	2593 MHz	2636.5 MHz	2680 MHz			2506 MHz	2549.5 MHz	2593 MHz	2636.5 MHz	2680 MHz			
20	QPSK	1	0	19.5	19.2	19.2	19.1	19.1	0	20.0	19.9	19.6	19.5	19.4	19.4	0	20.7	
		1	49	19.4	19.3	19.1	19.1	19.1	0	20.0	19.9	19.6	19.5	19.4	19.4	0	20.7	
		1	99	19.4	19.2	19.2	19.2	19.2	0	20.0	19.7	19.5	19.5	19.5	19.5	0	20.7	
		50	0	19.5	19.3	19.2	19.1	19.1	0	20.0	19.9	19.7	19.5	19.4	19.4	0	20.7	
		50	24	19.6	19.4	19.2	19.1	19.2	0	20.0	19.9	19.7	19.6	19.5	19.5	0	20.7	
		50	50	19.4	19.3	19.1	19.1	19.1	0	20.0	19.7	19.6	19.5	19.4	19.4	0	20.7	
	16QAM	100	0	19.5	19.4	19.2	19.1	19.1	0	20.0	19.9	19.7	19.5	19.5	19.5	0	20.7	
		1	0	19.9	19.6	19.4	19.3	19.5	0	20.0	20.2	19.9	19.7	19.6	19.8	0	20.7	
		1	49	19.9	19.7	19.4	19.3	19.5	0	20.0	20.2	20.1	19.7	19.7	19.9	0	20.7	
		1	99	19.8	19.6	19.4	19.4	19.6	0	20.0	20.1	19.9	19.7	19.7	19.8	0	20.7	
		50	0	19.9	19.6	19.4	19.3	19.4	0	20.0	20.2	19.9	19.7	19.6	19.7	0	20.7	
		50	24	19.8	19.6	19.4	19.3	19.4	0	20.0	20.1	19.9	19.6	19.6	19.7	0	20.7	
	64QAM	50	50	19.8	19.5	19.3	19.3	19.4	0	20.0	20.1	19.8	19.6	19.6	19.7	0	20.7	
		100	0	19.8	19.6	19.3	19.3	19.4	0	20.0	20.1	19.9	19.6	19.6	19.7	0	20.7	
		1	0	19.6	19.6	19.2	19.2	19.2	0	20.0	19.8	19.9	19.6	19.6	19.5	0	20.7	
		1	49	19.7	19.1	19.0	19.4	19.0	0	20.0	19.6	20.0	19.4	19.4	19.7	0	20.7	
		1	99	19.6	19.5	19.3	19.3	19.3	0	20.0	20.1	19.8	19.5	19.2	19.7	0	20.7	
		50	0	19.7	19.5	19.4	19.2	19.4	0	20.0	20.1	19.9	19.6	19.6	19.7	0	20.7	
	256QAM	50	24	19.6	19.5	19.3	19.3	19.3	0	20.0	20.1	19.9	19.8	19.6	19.7	0	20.7	
		50	50	19.5	19.3	19.3	19.1	19.3	0	20.0	19.9	19.7	19.6	19.6	19.6	0	20.7	
		100	0	19.7	19.5	19.3	19.3	19.3	0	20.0	20.1	19.9	19.7	19.6	19.7	0	20.7	
		1	0	20.0	19.4	19.2	18.9	19.2	0	20.0	20.1	19.8	20.1	19.9	19.8	0	20.7	
		1	49	19.2	19.4	19.1	19.4	19.1	0	20.0	19.8	19.6	19.5	19.5	19.8	0	20.7	
		1	99	19.5	19.5	19.1	19.3	19.1	0	20.0	20.1	19.7	19.9	20.0	19.6	0	20.7	
	15	QPSK	50	0	19.7	19.6	19.3	19.2	19.3	0	20.0	20.1	19.9	19.8	19.6	19.7	0	20.7
			50	24	19.6	19.5	19.3	19.3	19.3	0	20.0	20.2	19.9	19.8	19.7	19.7	0	20.7
			50	50	19.4	19.5	19.3	19.2	19.3	0	20.0	19.9	19.9	19.7	19.6	19.6	0	20.7
			100	0	19.7	19.5	19.3	19.2	19.3	0	20.0	20.0	20.0	19.7	19.7	19.6	0	20.7
			1	0	19.8	19.5	19.3	19.2	19.3	0	20.0	20.1	19.8	19.6	19.6	19.5	0	20.7
			1	37	19.8	19.5	19.4	19.2	19.3	0	20.0	20.1	19.8	19.6	19.5	19.7	0	20.7
16QAM		1	74	19.7	19.5	19.3	19.3	19.4	0	20.0	20.0	19.8	19.6	19.6	19.7	0	20.7	
		36	0	19.9	19.6	19.4	19.3	19.4	0	20.0	20.2	19.9	19.7	19.6	19.7	0	20.7	
		36	20	19.8	19.6	19.4	19.3	19.4	0	20.0	20.1	19.9	19.7	19.6	19.7	0	20.7	
		36	39	19.8	19.5	19.3	19.2	19.3	0	20.0	20.1	19.8	19.6	19.5	19.6	0	20.7	
		75	0	19.8	19.6	19.3	19.3	19.4	0	20.0	20.1	19.8	19.6	19.6	19.7	0	20.7	
		1	0	19.8	19.5	19.4	19.3	19.2	0	20.0	20.1	19.8	19.8	19.6	19.5	0	20.7	
64QAM		1	37	19.9	19.5	19.3	19.3	19.2	0	20.0	20.2	19.7	19.7	19.6	19.5	0	20.7	
		1	74	19.7	19.4	19.4	19.3	19.3	0	20.0	20.1	19.7	19.7	19.6	19.5	0	20.7	
		36	0	19.9	19.6	19.4	19.3	19.4	0	20.0	20.2	19.9	19.7	19.6	19.7	0	20.7	
		36	20	19.8	19.6	19.4	19.3	19.4	0	20.0	20.1	19.9	19.7	19.6	19.7	0	20.7	
		36	39	19.8	19.5	19.3	19.2	19.3	0	20.0	20.1	19.8	19.6	19.6	19.6	0	20.7	
		75	0	19.8	19.6	19.3	19.3	19.4	0	20.0	20.1	19.8	19.6	19.6	19.7	0	20.7	
256QAM		1	0	19.5	19.2	19.4	19.1	18.9	0	20.0	19.9	19.4	19.7	19.5	19.5	0	20.7	
		1	37	19.5	19.5	19.3	19.3	19.1	0	20.0	20.3	19.8	19.7	19.3	19.5	0	20.7	
		1	74	19.8	19.7	19.2	19.1	19.4	0	20.0	20.1	19.6	19.7	19.6	19.8	0	20.7	
		36	0	19.8	19.6	19.4	19.3	19.3	0	20.0	20.1	19.9	19.8	19.7	19.6	0	20.7	
		36	20	19.6	19.6	19.4	19.3	19.2	0	20.0	20.0	19.9	19.7	19.6	19.7	0	20.7	
		36	39	19.6	19.4	19.3	19.2	19.2	0	20.0	20.1	19.8	19.6	19.5	19.6	0	20.7	
256QAM		75	0	19.6	19.5	19.3	19.2	19.2	0	20.0	20.1	19.9	19.6	19.7	19.8	0	20.7	
		1	37	19.5	19.5	19.2	19.4	19.3	0	20.0	19.8	19.8	19.5	19.5	19.2	0	20.7	
		1	74	19.5	19.7	19.0	19.0	18.8	0	20.0	20.2	19.6	19.9	19.5	19.5	0	20.7	
		36	0	19.7	19.6	19.3	19.2	19.1	0	20.0	20.1	19.9	19.7	19.4	19.6	0	20.7	
		36	20	19.7	19.6	19.4	19.0	19.3	0	20.0	20.1	19.9	19.7	19.7	19.7	0	20.7	
		36	39	19.7	19.5	19.4	19.1	19.1	0	20.0	20.0	19.8	19.7	19.6	19.6	0	20.7	
75	0	19.7	19.4	19.3	19.2	19.2	0	20.0	20.1	20.0	19.6	19.7	19.7	0	20.7			

**LTE Band 41 Power Class 3 Measured Results (ANT2) (continued)**

BW (MHz)	Mode	RB Allocation	RB offset	Mode A Power (dBm)							Mode B Power (dBm)							
				39750	40185	40620	41055	41490	MPR	Max Power	39750	40185	40620	41055	41490	MPR	Max Power	
				2506 MHz	2549.5 MHz	2593 MHz	2636.5 MHz	2680 MHz			2506 MHz	2549.5 MHz	2593 MHz	2636.5 MHz	2680 MHz			
10	QPSK	1	0	19.9	19.6	19.5	19.3	19.4	0	20.0	20.3	19.9	19.8	19.6	19.7	0	20.7	
		1	25	20.0	19.7	19.5	19.4	19.5	0	20.0	20.3	20.0	19.8	19.7	19.8	0	20.7	
		1	49	19.9	19.6	19.5	19.4	19.5	0	20.0	20.2	19.9	19.7	19.6	19.7	0	20.7	
		25	0	20.0	19.7	19.5	19.4	19.5	0	20.0	20.3	20.0	19.8	19.7	19.8	0	20.7	
		25	12	19.9	19.7	19.5	19.5	19.5	0	20.0	20.2	20.0	19.9	19.8	19.8	0	20.7	
		25	25	19.9	19.6	19.4	19.4	19.5	0	20.0	20.2	19.9	19.7	19.6	19.8	0	20.7	
	16QAM	1	0	20.0	19.5	19.5	19.4	19.3	0	20.0	20.3	19.9	19.8	19.7	19.6	0	20.7	
		1	25	20.0	19.6	19.5	19.5	19.4	0	20.0	20.4	19.9	19.8	19.8	19.6	0	20.7	
		1	49	20.0	19.5	19.5	19.5	19.4	0	20.0	20.3	19.9	19.8	19.8	19.6	0	20.7	
		25	0	20.0	19.7	19.5	19.4	19.5	0	20.0	20.3	20.0	19.8	19.7	19.8	0	20.7	
		25	12	20.0	19.7	19.5	19.5	19.5	0	20.0	20.2	20.0	19.8	19.8	19.8	0	20.7	
		25	25	20.0	19.6	19.4	19.4	19.5	0	20.0	20.2	19.9	19.7	19.7	19.8	0	20.7	
	64QAM	1	0	19.9	19.5	19.5	19.3	19.2	0	20.0	20.2	20.0	19.8	19.8	19.7	0	20.7	
		1	25	19.9	19.6	19.5	19.3	19.3	0	20.0	20.3	20.1	19.9	19.8	19.8	0	20.7	
		1	49	19.8	19.5	19.4	19.2	19.3	0	20.0	20.2	20.0	19.8	19.8	19.7	0	20.7	
		25	0	19.9	19.6	19.5	19.4	19.4	0	20.0	20.3	20.1	19.9	19.8	19.8	0	20.7	
		25	12	19.8	19.7	19.6	19.4	19.4	0	20.0	20.3	20.1	20.0	19.8	19.9	0	20.7	
		25	25	19.8	19.6	19.5	19.3	19.3	0	20.0	20.2	20.0	19.9	19.7	19.8	0	20.7	
	256QAM	1	0	19.8	19.6	19.5	19.2	19.2	0	20.0	20.2	20.0	19.8	19.6	19.8	0	20.7	
		1	25	19.9	19.6	19.5	19.3	19.4	0	20.0	20.1	20.1	19.8	19.7	19.9	0	20.7	
		1	49	19.8	19.5	19.4	19.2	19.2	0	20.0	20.1	20.0	19.7	19.5	19.8	0	20.7	
		25	0	19.9	19.7	19.5	19.3	19.4	0	20.0	20.3	20.1	19.9	19.8	19.9	0	20.7	
		25	12	19.8	19.7	19.5	19.4	19.4	0	20.0	20.3	20.1	19.9	19.8	19.9	0	20.7	
		25	25	19.8	19.6	19.5	19.3	19.3	0	20.0	20.2	20.0	19.8	19.7	19.8	0	20.7	
	5	QPSK	1	0	20.0	19.6	19.5	19.4	19.4	0	20.0	20.3	19.9	19.7	19.7	19.7	0	20.7
			1	12	20.0	19.7	19.6	19.4	19.5	0	20.0	20.3	20.0	19.8	19.7	19.8	0	20.7
			1	24	20.0	19.6	19.6	19.4	19.4	0	20.0	20.2	19.9	19.7	19.6	19.7	0	20.7
			12	0	20.0	19.7	19.6	19.4	19.5	0	20.0	20.3	20.0	19.8	19.7	19.8	0	20.7
			12	7	20.0	19.7	19.6	19.4	19.5	0	20.0	20.3	20.0	19.8	19.7	19.8	0	20.7
			12	13	20.0	19.6	19.5	19.4	19.5	0	20.0	20.2	19.9	19.7	19.7	19.8	0	20.7
16QAM		25	0	20.0	19.7	19.5	19.4	19.6	0	20.0	20.2	20.0	19.8	19.7	19.8	0	20.7	
		1	0	20.0	19.6	19.6	19.5	19.5	0	20.0	20.3	19.9	19.9	19.7	19.8	0	20.7	
		1	12	20.0	19.7	19.7	19.5	19.5	0	20.0	20.4	20.0	20.0	19.8	19.8	0	20.7	
		1	24	20.0	19.6	19.6	19.4	19.4	0	20.0	20.3	19.9	19.9	19.7	19.7	0	20.7	
		12	0	20.0	19.8	19.5	19.4	19.5	0	20.0	20.4	20.0	19.8	19.7	19.7	0	20.7	
		12	7	19.9	19.9	19.5	19.5	19.6	0	20.0	20.3	20.0	19.9	19.7	19.8	0	20.7	
64QAM		12	13	19.9	19.8	19.4	19.4	19.6	0	20.0	20.3	19.9	19.8	19.7	19.8	0	20.7	
		25	0	19.9	19.7	19.6	19.5	19.5	0	20.0	20.2	20.0	19.8	19.7	19.8	0	20.7	
		1	0	19.9	19.6	19.5	19.3	19.3	0	20.0	20.3	20.0	19.9	19.8	19.9	0	20.7	
		1	12	19.8	19.7	19.6	19.4	19.4	0	20.0	20.3	20.1	20.0	19.8	20.0	0	20.7	
		1	24	19.8	19.6	19.5	19.3	19.4	0	20.0	20.2	20.0	19.9	19.8	19.9	0	20.7	
		12	0	19.9	19.6	19.5	19.3	19.4	0	20.0	20.3	20.1	19.9	19.8	19.9	0	20.7	
256QAM		12	7	19.8	19.7	19.5	19.4	19.4	0	20.0	20.2	20.1	19.9	19.8	19.9	0	20.7	
		12	13	19.8	19.6	19.5	19.3	19.3	0	20.0	20.2	20.0	19.8	19.8	19.9	0	20.7	
		25	0	19.8	19.6	19.5	19.3	19.4	0	20.0	20.3	20.1	19.9	19.8	19.9	0	20.7	

**LTE Band 41 Power Class 3 Measured Results (ANT3)**

BW (MHz)	Mode	RB Allocation	RB Offset	Mode A Power (dBm)							Mode B Power (dBm)						
				39750	40185	40620	41055	41490	MPR	Max Power	39750	40185	40620	41055	41490	MPR	Max Power
				2506 MHz	2549.5 MHz	2593 MHz	2636.5 MHz	2680 MHz			2506 MHz	2549.5 MHz	2593 MHz	2636.5 MHz	2680 MHz		
20	QPSK	1	0	22.5	22.9	22.9	22.7	22.7	0	23.9	21.1	21.2	21.1	21.1	21.0	0	22.1
		1	49	22.9	22.9	22.8	22.6	22.7	0	23.9	21.2	21.2	21.1	21.0	21.0	0	22.1
		1	99	22.9	22.9	22.9	22.7	22.8	0	23.9	21.2	21.2	21.2	21.0	21.0	0	22.1
		50	0	22.9	22.9	22.8	22.7	22.7	0	23.9	21.1	21.2	21.1	21.1	21.1	0	22.1
		50	24	23.0	23.0	22.9	22.8	22.8	0	23.9	21.2	21.3	21.2	21.1	21.1	0	22.1
		50	50	23.0	23.0	22.9	22.8	22.8	0	23.9	21.2	21.2	21.1	21.1	21.1	0	22.1
	16QAM	100	0	22.9	23.0	22.8	22.7	22.7	0	23.9	21.2	21.3	21.1	21.1	21.1	0	22.1
		1	0	23.0	23.2	23.1	22.8	23.1	0	23.9	20.9	21.3	21.3	21.1	21.3	0	22.1
		1	49	22.8	23.2	23.2	22.8	22.9	0	23.9	21.3	21.0	21.3	21.1	21.2	0	22.1
		1	99	23.1	23.2	23.4	22.6	23.2	0	23.9	21.3	21.3	21.3	20.7	21.2	0	22.1
		50	0	23.1	23.2	23.0	23.0	22.9	0.2	23.7	21.3	21.3	21.3	21.3	21.2	0	22.1
		50	24	23.3	22.5	23.0	23.1	22.9	0.2	23.7	21.3	21.3	21.3	21.3	21.2	0	22.1
	64QAM	50	50	23.2	23.2	23.0	23.0	23.0	0.2	23.7	21.3	21.3	21.3	21.2	21.2	0	22.1
		100	0	22.6	23.3	23.0	22.6	22.9	0.2	23.7	21.3	21.3	21.3	21.3	21.2	0	22.1
		1	0	22.8	22.8	23.0	23.1	22.7	0.2	23.7	21.1	21.3	21.3	21.3	21.3	0	22.1
		1	49	23.0	23.1	23.2	23.0	22.9	0.2	23.7	21.1	21.3	21.3	21.2	21.1	0	22.1
		1	99	23.4	23.2	23.1	23.3	23.3	0.2	23.7	21.3	21.3	21.2	21.3	21.1	0	22.1
		50	0	22.7	22.7	22.7	22.7	22.5	1.2	22.7	21.3	21.3	21.3	21.3	21.2	0	22.1
	256QAM	50	24	22.7	22.7	22.7	22.6	22.6	1.2	22.7	21.3	21.3	21.3	21.2	21.2	0	22.1
		50	50	22.7	22.7	22.6	22.6	22.6	1.2	22.7	21.2	21.3	21.3	21.3	21.3	0	22.1
100		0	22.7	22.7	22.6	22.6	22.5	1.2	22.7	21.3	21.3	21.3	21.2	21.2	0	22.1	
1		0	20.2	20.7	20.7	20.5	20.7	3.2	20.7	19.4	19.9	19.6	19.9	19.9	1.4	20.7	
1		49	20.7	20.7	20.7	20.7	20.7	3.2	20.7	19.3	19.7	19.9	19.7	19.7	1.4	20.7	
1		99	20.7	20.7	20.7	20.3	20.4	3.2	20.7	19.9	19.9	19.9	19.5	19.7	1.4	20.7	
15	QPSK	50	0	20.7	20.6	20.6	20.6	20.5	3.2	20.7	19.6	19.9	19.8	19.8	19.6	1.4	20.7
		50	24	20.7	20.7	20.6	20.6	20.5	3.2	20.7	19.9	19.8	19.8	19.8	19.7	1.4	20.7
		50	50	20.7	20.7	20.6	20.6	20.5	3.2	20.7	19.9	19.9	19.8	19.8	19.7	1.4	20.7
		100	0	20.7	20.7	20.6	20.6	20.5	3.2	20.7	19.9	19.9	19.8	19.8	19.7	1.4	20.7
		1	0	23.0	23.0	23.0	22.9	22.7	0	23.9	21.3	21.3	21.2	21.2	21.1	0	22.1
		1	37	23.1	23.1	23.2	23.0	22.9	0	23.9	21.3	21.3	21.2	21.2	21.2	0	22.1
	16QAM	1	74	23.2	23.3	23.0	22.9	23.2	0	23.9	21.3	21.3	21.3	21.2	21.1	0	22.1
		36	0	23.0	23.1	23.0	23.0	22.9	0	23.9	21.3	21.3	21.3	21.3	21.2	0	22.1
		36	20	23.1	23.2	23.0	23.0	22.9	0	23.9	21.3	21.3	21.3	21.2	21.3	0	22.1
		36	39	23.1	23.2	23.0	23.0	22.9	0	23.9	21.3	21.3	21.3	21.2	21.2	0	22.1
		75	0	23.1	23.2	23.0	23.0	22.9	0	23.9	21.3	21.3	21.2	21.2	21.2	0	22.1
		1	0	22.7	23.2	23.0	22.7	22.8	0	23.9	20.9	21.3	21.3	21.0	21.0	0	22.1
	64QAM	1	37	22.8	23.1	22.8	22.8	22.9	0	23.9	21.1	21.3	21.0	21.0	21.3	0	22.1
		1	74	23.0	23.0	23.0	22.9	23.0	0	23.9	21.1	21.3	21.1	21.2	21.3	0	22.1
		36	0	23.1	23.0	22.9	23.0	23.0	0.2	23.7	21.3	21.3	21.3	21.2	21.2	0	22.1
		36	20	23.1	23.1	23.1	23.0	23.0	0.2	23.7	21.3	21.3	21.3	21.3	21.2	0	22.1
		36	39	23.1	23.2	23.0	22.9	22.9	0.2	23.7	21.3	21.3	21.3	21.2	21.3	0	22.1
		75	0	23.2	23.1	23.0	23.0	22.9	0.2	23.7	21.3	21.3	21.3	21.2	21.2	0	22.1
	256QAM	1	0	22.8	23.3	23.2	22.5	23.1	0.2	23.7	20.8	21.3	21.3	21.1	20.9	0	22.1
		1	37	23.1	22.9	23.1	22.8	22.8	0.2	23.7	21.2	21.3	21.3	21.1	21.1	0	22.1
1		74	23.3	23.2	23.2	22.6	23.0	0.2	23.7	21.1	21.3	21.2	21.1	21.3	0	22.1	
36		0	22.7	22.7	22.5	22.7	22.5	1.2	22.7	21.3	21.3	21.3	21.3	21.1	0	22.1	
36		20	22.7	22.7	22.6	22.7	22.5	1.2	22.7	21.1	21.3	21.3	21.2	21.2	0	22.1	
36		39	22.7	22.7	22.6	22.6	22.3	1.2	22.7	21.3	21.3	21.3	21.2	21.3	0	22.1	
256QAM	75	0	22.7	22.7	22.5	22.6	22.4	1.2	22.7	21.3	21.3	21.3	21.3	21.2	0	22.1	
	1	0	20.4	20.7	20.4	20.7	20.3	3.2	20.7	19.6	19.9	19.7	19.6	19.3	1.4	20.7	
	1	37	20.7	20.6	20.6	20.7	20.3	3.2	20.7	19.6	19.9	19.8	19.9	19.8	1.4	20.7	
	1	74	20.7	20.7	20.4	20.6	20.6	3.2	20.7	19.8	19.9	19.6	19.7	19.5	1.4	20.7	
	36	0	20.6	20.7	20.6	20.6	20.6	3.2	20.7	19.9	19.8	19.8	19.7	19.8	1.4	20.7	
	36	20	20.7	20.7	20.6	20.6	20.5	3.2	20.7	19.9	19.9	19.8	19.7	19.7	1.4	20.7	

**LTE Band 41 Power Class 3 Measured Results (ANT3) (continued)**

BW (MHz)	Mode	RB Allocation	RB offset	Mode A Power (dBm)							Mode B Power (dBm)							
				39750	40185	40620	41055	41490	MPR	Max Power	39750	40185	40620	41055	41490	MPR	Max Power	
				2506 MHz	2549.5 MHz	2593 MHz	2636.5 MHz	2680 MHz			2506 MHz	2549.5 MHz	2593 MHz	2636.5 MHz	2680 MHz			
10	QPSK	1	0	23.2	23.2	23.1	23.0	23.0	0	23.9	21.3	21.3	21.3	21.3	21.3	0	22.1	
		1	25	23.3	23.3	23.2	23.1	23.0	0	23.9	21.3	21.3	21.3	21.3	21.3	0	22.1	
		1	49	23.3	23.2	23.1	23.0	23.0	0	23.9	21.3	21.3	21.3	21.3	21.3	0	22.1	
		25	0	23.3	23.3	23.2	23.1	23.1	0	23.9	21.3	21.3	21.3	21.3	21.3	0	22.1	
		25	12	23.4	23.4	23.3	23.1	23.1	0	23.9	21.3	21.3	21.3	21.3	21.3	0	22.1	
		25	25	23.4	23.3	23.2	23.1	23.1	0	23.9	21.3	21.3	21.3	21.3	21.3	0	22.1	
	16QAM	1	0	23.3	23.3	23.2	23.1	23.0	0	23.9	21.3	21.3	21.3	21.3	21.3	0	22.1	
		1	25	23.4	23.4	23.3	23.1	23.0	0	23.9	21.3	21.3	21.3	21.3	21.3	0	22.1	
		1	49	23.3	23.3	23.2	23.1	23.1	0	23.9	21.3	21.3	21.3	21.3	21.3	0	22.1	
		25	0	23.3	23.4	23.2	23.1	23.1	0.2	23.7	21.3	21.3	21.3	21.3	21.3	0	22.1	
		25	12	23.4	23.4	23.3	23.2	23.1	0.2	23.7	21.3	21.3	21.3	21.3	21.3	0	22.1	
		25	25	23.4	23.4	23.2	23.1	23.1	0.2	23.7	21.3	21.3	21.3	21.3	21.3	0	22.1	
	64QAM	1	0	23.2	23.3	23.1	23.1	23.0	0.2	23.7	21.3	21.3	21.3	21.3	21.3	0	22.1	
		1	25	23.3	23.4	23.3	23.1	23.1	0.2	23.7	21.3	21.3	21.3	21.3	21.3	0	22.1	
		1	49	23.3	23.3	23.2	23.1	23.1	0.2	23.7	21.3	21.3	21.3	21.3	21.3	0	22.1	
		25	0	22.7	22.7	22.7	22.7	22.7	1.2	22.7	21.3	21.3	21.3	21.3	21.3	0	22.1	
		25	12	22.7	22.7	22.7	22.7	22.7	1.2	22.7	21.3	21.3	21.3	21.3	21.3	0	22.1	
		25	25	22.7	22.7	22.7	22.7	22.7	1.2	22.7	21.3	21.3	21.3	21.3	21.3	0	22.1	
	256QAM	1	0	20.7	20.7	20.7	20.7	20.6	3.2	20.7	19.9	19.9	19.8	19.8	19.8	1.4	20.7	
		1	25	20.7	20.7	20.7	20.7	20.7	3.2	20.7	19.9	19.9	19.9	19.8	19.9	1.4	20.7	
		1	49	20.7	20.7	20.7	20.6	20.6	3.2	20.7	19.9	19.9	19.9	19.7	19.7	1.4	20.7	
		25	0	20.7	20.7	20.7	20.7	20.7	3.2	20.7	19.9	19.9	19.9	19.9	19.8	1.4	20.7	
		25	12	20.7	20.7	20.7	20.7	20.7	3.2	20.7	19.9	19.9	19.9	19.9	19.9	1.4	20.7	
		25	25	20.7	20.7	20.7	20.7	20.7	3.2	20.7	19.9	19.9	19.9	19.9	19.9	1.4	20.7	
	5	QPSK	1	0	23.3	23.2	23.2	23.1	22.9	0	23.9	21.3	21.3	21.3	21.3	21.3	0	22.1
			1	12	23.4	23.4	23.3	23.1	23.0	0	23.9	21.3	21.3	21.3	21.3	21.3	0	22.1
			1	24	23.3	23.3	23.2	23.0	23.0	0	23.9	21.3	21.3	21.3	21.3	21.3	0	22.1
			12	0	23.3	23.3	23.2	23.1	23.1	0	23.9	21.3	21.3	21.3	21.3	21.3	0	22.1
			12	7	23.4	23.4	23.2	23.2	23.1	0	23.9	21.3	21.3	21.3	21.3	21.3	0	22.1
			12	13	23.4	23.3	23.2	23.1	23.1	0	23.9	21.3	21.3	21.3	21.3	21.3	0	22.1
16QAM		25	0	23.3	23.3	23.2	23.1	23.0	0	23.9	21.3	21.3	21.3	21.3	21.3	0	22.1	
		1	0	23.2	23.2	23.2	23.1	23.0	0	23.9	21.3	21.3	21.3	21.3	21.3	0	22.1	
		1	12	23.3	23.4	23.3	23.1	23.1	0	23.9	21.3	21.3	21.3	21.3	21.3	0	22.1	
		1	24	23.3	23.3	23.2	23.1	23.0	0	23.9	21.3	21.3	21.3	21.3	21.3	0	22.1	
		12	0	23.3	23.3	23.3	23.1	23.1	0.2	23.7	21.3	21.3	21.3	21.3	21.3	0	22.1	
		12	7	23.4	23.4	23.3	23.1	23.2	0.2	23.7	21.3	21.3	21.3	21.3	21.3	0	22.1	
64QAM		12	13	23.4	23.3	23.3	23.1	23.2	0.2	23.7	21.3	21.3	21.3	21.3	21.3	0	22.1	
		25	0	23.3	23.4	23.2	23.2	23.1	0.2	23.7	21.3	21.3	21.3	21.3	21.3	0	22.1	
		1	0	23.2	23.4	23.2	23.2	23.0	0.2	23.7	21.3	21.3	21.3	21.3	21.3	0	22.1	
		1	12	23.3	23.4	23.2	23.2	23.1	0.2	23.7	21.3	21.3	21.3	21.3	21.3	0	22.1	
		1	24	23.3	23.4	23.1	23.2	23.0	0.2	23.7	21.3	21.3	21.3	21.3	21.3	0	22.1	
		12	0	22.7	22.7	22.7	22.7	22.7	1.2	22.7	21.3	21.3	21.3	21.3	21.3	0	22.1	
256QAM		12	7	22.7	22.7	22.7	22.7	22.7	1.2	22.7	21.3	21.3	21.3	21.3	21.3	0	22.1	
		12	13	22.7	22.7	22.7	22.7	22.7	1.2	22.7	21.3	21.3	21.3	21.3	21.3	0	22.1	
		25	0	22.7	22.7	22.7	22.7	22.7	1.2	22.7	21.3	21.3	21.3	21.3	21.3	0	22.1	
		1	0	20.7	20.7	20.7	20.7	20.6	3.2	20.7	19.9	19.9	19.9	19.9	19.8	1.4	20.7	
		1	12	20.7	20.7	20.7	20.7	20.7	3.2	20.7	19.9	19.9	19.9	19.9	19.9	1.4	20.7	
		1	24	20.7	20.7	20.7	20.7	20.6	3.2	20.7	19.9	19.9	19.9	19.9	19.9	1.4	20.7	

**LTE Band 41 Power Class 3 Measured Results (ANT4)**

BW (MHz)	Mode	RB Allocation	RB Offset	Mode A Power (dBm)							Mode B Power (dBm)							
				39750	40185	40620	41055	41490	MPR	Max Power	39750	40185	40620	41055	41490	MPR	Max Power	
				2506 MHz	2549.5 MHz	2593 MHz	2636.5 MHz	2680 MHz			2506 MHz	2549.5 MHz	2593 MHz	2636.5 MHz	2680 MHz			
20	QPSK	1	0	18.8	19.1	19.0	19.0	19.1	0	19.4	20.3	20.4	20.3	20.4	20.0	0	20.7	
		1	49	19.0	19.1	18.9	19.0	19.1	0	19.4	20.5	20.4	20.4	20.4	20.1	0	20.7	
		1	99	19.1	19.0	19.0	19.1	19.2	0	19.4	20.5	20.4	20.5	20.6	20.2	0	20.7	
		50	0	19.0	19.2	19.0	19.0	19.1	0	19.4	20.4	20.4	20.3	20.5	20.1	0	20.7	
		50	24	19.0	19.1	19.0	19.1	19.2	0	19.4	20.5	20.5	20.4	20.5	20.1	0	20.7	
		50	50	19.0	19.1	18.9	19.0	19.1	0	19.4	20.5	20.4	20.4	20.6	20.2	0	20.7	
	16QAM	100	0	19.0	19.1	19.0	19.0	19.1	0	19.4	20.5	20.5	20.4	20.5	20.5	0	20.7	
		1	0	18.5	18.8	18.7	18.8	18.8	0	19.4	20.7	20.3	20.4	20.5	20.6	0	20.7	
		1	49	18.8	18.8	18.8	18.8	18.9	0	19.4	20.7	20.4	20.5	20.7	20.7	0	20.7	
		1	99	18.8	18.8	18.7	18.8	19.0	0	19.4	20.7	20.7	20.5	20.6	20.7	0	20.7	
		50	0	18.6	18.8	18.6	18.6	18.8	0	19.4	20.4	20.4	20.4	20.4	20.5	0	20.7	
		50	24	18.7	18.7	18.6	18.7	18.8	0	19.4	20.4	20.4	20.4	20.5	20.6	0	20.7	
	64QAM	50	50	18.7	18.7	18.5	18.6	18.8	0	19.4	20.4	20.3	20.3	20.4	20.5	0	20.7	
		100	0	18.6	18.7	18.6	18.7	18.8	0	19.4	20.4	20.4	20.4	20.4	20.6	0	20.7	
		1	0	18.5	18.6	18.6	18.6	18.8	0	19.4	20.4	20.5	20.4	20.3	20.6	0	20.7	
		1	49	18.6	18.7	18.6	18.6	18.8	0	19.4	20.6	20.4	20.4	20.4	20.7	0	20.7	
		1	99	18.6	18.6	18.6	18.7	19.0	0	19.4	20.3	20.6	20.4	20.4	20.7	0	20.7	
		50	0	18.6	18.8	18.6	18.7	18.8	0	19.4	20.3	20.4	20.4	20.4	20.6	0	20.7	
	256QAM	50	24	18.6	18.7	18.6	18.7	18.8	0	19.4	20.3	20.2	20.4	20.5	20.6	0	20.7	
		50	50	18.7	18.7	18.6	18.6	18.8	0	19.4	20.4	20.4	20.3	20.4	20.6	0	20.7	
		100	0	18.6	18.7	18.6	18.7	18.8	0	19.4	20.3	20.3	20.4	20.5	20.6	0	20.7	
		1	0	18.6	18.8	18.7	18.4	18.8	0	19.4	19.3	20.1	20.1	20.0	20.1	0	20.7	
		1	49	18.7	18.8	18.6	18.5	18.9	0	19.4	19.9	19.8	20.0	20.1	20.2	0	20.7	
		1	99	18.9	18.8	18.7	18.5	19.0	0	19.4	20.0	20.3	20.0	20.1	20.3	0	20.7	
	15	QPSK	50	0	18.6	18.8	18.6	18.6	18.8	0	19.4	19.7	19.8	20.0	20.0	20.1	0	20.7
			50	24	18.7	18.7	18.6	18.7	18.9	0	19.4	19.9	19.8	20.0	20.0	20.2	0	20.7
			50	50	18.7	18.7	18.5	18.6	18.8	0	19.4	19.9	20.0	19.9	20.0	20.1	0	20.7
			100	0	18.7	18.7	18.6	18.7	18.8	0	19.4	19.9	19.9	20.0	20.0	20.2	0	20.7
			1	0	18.5	18.8	18.6	18.6	18.8	0	19.4	20.3	20.4	20.4	20.4	20.5	0	20.7
			1	37	18.7	18.8	18.6	18.6	18.8	0	19.4	20.4	20.4	20.3	20.4	20.6	0	20.7
16QAM		1	74	18.7	18.8	18.6	18.6	18.8	0	19.4	20.3	20.4	20.4	20.5	20.6	0	20.7	
		36	0	18.7	18.8	18.7	18.7	18.8	0	19.4	20.4	20.4	20.4	20.4	20.6	0	20.7	
		36	20	18.7	18.7	18.6	18.7	18.8	0	19.4	20.3	20.4	20.4	20.5	20.6	0	20.7	
		36	39	18.7	18.7	18.5	18.6	18.8	0	19.4	20.4	20.5	20.3	20.4	20.6	0	20.7	
		75	0	18.7	18.7	18.6	18.7	18.8	0	19.4	20.3	20.3	20.4	20.4	20.6	0	20.7	
		1	0	18.4	18.6	18.6	18.5	18.6	0	19.4	20.0	20.3	20.4	20.3	20.5	0	20.7	
64QAM		1	37	18.6	18.7	18.5	18.5	18.6	0	19.4	20.2	20.6	20.4	20.3	20.5	0	20.7	
		1	74	18.7	18.7	18.5	18.5	18.7	0	19.4	20.6	20.3	20.5	20.4	20.5	0	20.7	
		36	0	18.7	18.8	18.6	18.7	18.8	0	19.4	20.4	20.5	20.4	20.4	20.6	0	20.7	
		36	20	18.7	18.7	18.6	18.7	18.8	0	19.4	20.5	20.3	20.4	20.5	20.6	0	20.7	
		36	39	18.7	18.7	18.5	18.6	18.8	0	19.4	20.4	20.4	20.3	20.4	20.6	0	20.7	
		75	0	18.7	18.8	18.6	18.7	18.8	0	19.4	20.3	20.3	20.4	20.5	20.6	0	20.7	
256QAM		1	0	18.5	18.8	18.7	18.6	18.7	0	19.4	20.7	20.1	20.3	20.5	20.5	0	20.7	
		1	37	18.6	18.8	18.7	18.6	18.7	0	19.4	19.9	20.0	20.3	20.4	20.5	0	20.7	
		1	74	18.7	18.7	18.7	18.6	18.8	0	19.4	20.5	20.5	20.3	20.5	20.6	0	20.7	
		36	0	18.7	18.8	18.6	18.7	18.8	0	19.4	20.3	20.5	20.4	20.4	20.6	0	20.7	
		36	20	18.7	18.8	18.6	18.6	18.8	0	19.4	20.3	20.3	20.3	20.4	20.6	0	20.7	
		75	0	18.7	18.8	18.6	18.7	18.8	0	19.4	20.3	20.4	20.4	20.4	20.6	0	20.7	
QPSK		1	0	18.6	18.7	18.6	18.5	18.6	0	19.4	19.3	19.9	20.0	20.0	20.0	0	20.7	
		1	37	18.7	18.8	18.6	18.6	18.8	0	19.4	20.3	20.0	20.0	19.9	20.1	0	20.7	
		1	74	18.7	18.8	18.6	18.6	18.8	0	19.4	19.7	19.9	19.9	20.0	20.2	0	20.7	
		36	0	18.7	18.8	18.7	18.7	18.8	0	19.4	20.0	20.1	20.0	20.0	20.2	0	20.7	
		36	20	18.7	18.7	18.7	18.7	18.8	0	19.4	19.8	19.5	20.0	20.0	20.2	0	20.7	
		36	39	18.8	18.8	18.5	18.6	18.8	0	19.4	20.0	20.0	19.9	20.0	20.2	0	20.7	
16QAM	75	0	18.7	18.8	18.6	18.7	18.8	0	19.4	19.9	19.7	20.0	20.0	20.2	0	20.7		



**LTE Band 41 Power Class 3 Measured Results (ANT4) (continued)**

BW (MHz)	Mode	RB Allocation	RB offset	Mode A Power (dBm)							Mode B Power (dBm)							
				39750	40185	40620	41055	41490	MPR	Max Power	39750	40185	40620	41055	41490	MPR	Max Power	
				2506 MHz	2549.5 MHz	2593 MHz	2636.5 MHz	2680 MHz			2506 MHz	2549.5 MHz	2593 MHz	2636.5 MHz	2680 MHz			
10	QPSK	1	0	18.8	18.9	18.7	18.7	18.9	0	19.4	20.5	20.6	20.5	20.6	20.7	0	20.7	
		1	25	18.9	18.9	18.8	18.8	18.9	0	19.4	20.6	20.6	20.6	20.6	20.7	0	20.7	
		1	49	18.9	18.9	18.7	18.7	18.9	0	19.4	20.6	20.6	20.5	20.6	20.7	0	20.7	
		25	0	18.9	19.0	18.8	18.8	18.9	0	19.4	20.6	20.6	20.6	20.6	20.7	0	20.7	
		25	12	18.8	18.9	18.8	18.8	19.0	0	19.4	20.6	20.6	20.6	20.6	20.7	0	20.7	
		25	25	18.8	18.9	18.7	18.7	19.0	0	19.4	20.6	20.6	20.5	20.6	20.7	0	20.7	
	16QAM	1	0	18.9	19.0	18.6	18.6	18.7	0	19.4	20.5	20.6	20.6	20.4	20.5	0	20.7	
		1	25	19.0	19.0	18.7	18.7	18.8	0	19.4	20.5	20.7	20.6	20.5	20.6	0	20.7	
		1	49	19.0	19.0	18.6	18.6	18.8	0	19.4	20.6	20.6	20.6	20.4	20.6	0	20.7	
		25	0	18.9	19.0	18.8	18.8	19.0	0	19.4	20.6	20.6	20.6	20.6	20.7	0	20.7	
		25	12	18.9	18.9	18.8	18.8	19.0	0	19.4	20.6	20.6	20.6	20.6	20.7	0	20.7	
		25	25	18.9	18.9	18.7	18.7	19.0	0	19.4	20.6	20.6	20.5	20.6	20.7	0	20.7	
	64QAM	1	0	18.7	18.9	18.7	18.7	18.8	0	19.4	20.4	20.5	20.5	20.5	20.6	0	20.7	
		1	25	18.9	18.9	18.8	18.8	18.9	0	19.4	20.5	20.5	20.6	20.6	20.7	0	20.7	
		1	49	18.8	18.9	18.8	18.7	18.9	0	19.4	20.5	20.4	20.4	20.5	20.7	0	20.7	
		25	0	18.9	18.9	18.8	18.8	19.0	0	19.4	20.6	20.6	20.6	20.6	20.7	0	20.7	
		25	12	18.8	18.9	18.8	18.8	19.0	0	19.4	20.5	20.5	20.6	20.6	20.7	0	20.7	
		25	25	18.8	18.9	18.7	18.8	19.0	0	19.4	20.5	20.5	20.5	20.5	20.7	0	20.7	
	256QAM	1	0	18.7	18.9	18.7	18.7	18.9	0	19.4	20.0	20.2	20.0	20.1	20.2	0	20.7	
		1	25	18.9	18.9	18.8	18.8	19.0	0	19.4	20.1	20.2	20.1	20.2	20.2	0	20.7	
		1	49	18.8	18.8	18.6	18.6	18.9	0	19.4	20.1	20.1	20.0	20.1	20.1	0	20.7	
		25	0	18.9	18.9	18.8	18.8	18.9	0	19.4	20.1	20.2	20.1	20.2	20.3	0	20.7	
		25	12	18.9	18.9	18.8	18.9	19.0	0	19.4	20.1	20.2	20.2	20.2	20.4	0	20.7	
		25	25	18.9	18.9	18.7	18.8	19.0	0	19.4	20.2	20.1	20.1	20.2	20.3	0	20.7	
	5	QPSK	1	0	18.8	18.8	18.7	18.7	18.9	0	19.4	20.6	20.6	20.5	20.5	20.7	0	20.7
			1	12	18.9	18.9	18.8	18.8	18.9	0	19.4	20.6	20.7	20.6	20.6	20.7	0	20.7
			1	24	18.9	18.8	18.7	18.7	18.9	0	19.4	20.6	20.6	20.5	20.5	20.7	0	20.7
			12	0	18.9	18.9	18.8	18.8	18.9	0	19.4	20.6	20.6	20.6	20.6	20.7	0	20.7
			12	7	18.8	18.9	18.8	18.8	19.0	0	19.4	20.5	20.6	20.6	20.7	20.7	0	20.7
			12	13	18.8	18.8	18.7	18.8	19.0	0	19.4	20.5	20.6	20.5	20.6	20.7	0	20.7
16QAM		25	0	18.8	18.8	18.8	18.8	18.9	0	19.4	20.5	20.6	20.6	20.6	20.7	0	20.7	
		1	0	18.8	18.9	18.8	18.7	18.9	0	19.4	20.5	20.6	20.5	20.6	20.6	0	20.7	
		1	12	18.9	19.0	18.8	18.8	18.9	0	19.4	20.6	20.6	20.5	20.6	20.7	0	20.7	
		1	24	18.8	18.9	18.7	18.8	18.9	0	19.4	20.6	20.6	20.5	20.5	20.6	0	20.7	
		12	0	18.9	19.0	18.8	18.8	18.9	0	19.4	20.5	20.7	20.6	20.6	20.6	0	20.7	
		12	7	18.8	18.9	18.8	18.9	18.9	0	19.4	20.5	20.7	20.6	20.6	20.6	0	20.7	
64QAM		12	13	18.8	18.9	18.7	18.9	19.0	0	19.4	20.5	20.7	20.5	20.6	20.6	0	20.7	
		25	0	18.8	18.9	18.8	18.8	18.9	0	19.4	20.5	20.6	20.6	20.6	20.7	0	20.7	
		1	0	18.9	18.9	18.8	18.8	18.8	0	19.4	20.6	20.5	20.5	20.6	20.7	0	20.7	
		1	12	18.9	19.0	18.8	18.8	18.9	0	19.4	20.6	20.6	20.6	20.6	20.7	0	20.7	
		1	24	19.0	19.0	18.8	18.8	18.9	0	19.4	20.6	20.5	20.5	20.6	20.7	0	20.7	
		12	0	18.9	18.9	18.8	18.7	18.9	0	19.4	20.6	20.6	20.6	20.6	20.7	0	20.7	
256QAM		12	13	18.8	18.9	18.7	18.8	19.0	0	19.4	20.5	20.6	20.5	20.6	20.7	0	20.7	
		1	0	18.9	18.9	18.8	18.7	18.9	0	19.4	20.1	20.1	20.1	20.1	20.3	0	20.7	
		1	12	19.0	19.0	18.8	18.8	18.9	0	19.4	20.2	20.2	20.1	20.2	20.4	0	20.7	
		1	24	18.8	18.9	18.7	18.7	18.8	0	19.4	20.1	20.1	20.1	20.1	20.2	0	20.7	
		12	0	18.9	18.9	18.8	18.8	18.9	0	19.4	20.1	20.2	20.1	20.2	20.3	0	20.7	
		12	7	18.8	18.9	18.8	18.9	19.0	0	19.4	20.0	20.2	20.2	20.2	20.4	0	20.7	
12		13	18.8	18.9	18.7	18.8	18.9	0	19.4	20.0	20.1	20.1	20.2	20.3	0	20.7		
25		0	18.8	18.9	18.8	18.9	18.9	0	19.4	20.0	20.1	20.1	20.2	20.3	0	20.7		

**LTE Band 48 Measured Results (ANT7)**

BW (MHz)	Mode	RB Allocation	RB Offset	Mode A Power (dBm)						Mode B Power (dBm)						
				55340	55773	56207	56640	MPR	Max Power	55340	55773	56207	56640	MPR	Max Power	
				3560 MHz	3603.3 MHz	3646.7 MHz	3690 MHz			3560 MHz	3603.3 MHz	3646.7 MHz	3690 MHz			
20	QPSK	1	0	22.8	23.1	23.1	22.9	0	23.7	20.7	20.7	20.8	20.6	0	21.5	
		1	49	22.7	23.0	23.0	22.8	0	23.7	20.7	20.8	20.9	20.6	0	21.5	
		1	99	22.9	23.1	23.1	22.9	0	23.7	20.7	20.8	20.8	20.6	0	21.5	
		50	0	23.0	23.1	23.2	23.0	0	23.7	20.7	20.9	20.9	20.7	0	21.5	
		50	24	22.8	23.0	23.1	22.8	0	23.7	20.8	20.9	21.0	20.7	0	21.5	
		50	50	23.0	23.2	23.2	23.0	0	23.7	20.8	20.9	20.9	20.7	0	21.5	
	16QAM	100	0	22.8	23.0	23.0	22.8	0	23.7	20.8	20.9	20.9	20.7	0	21.5	
		1	0	23.0	23.1	23.1	23.0	0	23.7	20.5	20.8	20.7	20.8	0	21.5	
		1	49	23.1	23.2	23.2	23.1	0	23.7	20.6	21.1	20.8	20.9	0	21.5	
		1	99	23.0	23.3	23.1	22.9	0	23.7	20.5	20.8	20.7	20.6	0	21.5	
		50	0	22.9	23.1	23.2	23.0	0	23.7	20.5	20.7	20.7	20.6	0	21.5	
		50	24	23.0	23.2	23.2	23.0	0	23.7	20.6	20.8	20.7	20.6	0	21.5	
	64QAM	50	50	23.0	23.2	23.2	23.0	0	23.7	20.5	20.8	20.8	20.6	0	21.5	
		100	0	23.0	23.2	23.1	23.0	0	23.7	20.5	20.7	20.7	20.6	0	21.5	
		1	0	22.8	23.1	23.1	23.0	0	23.7	20.6	20.6	20.6	20.6	0	21.5	
		1	49	23.0	23.0	23.1	23.0	0	23.7	20.5	20.8	20.7	20.5	0	21.5	
		1	99	23.0	23.1	23.1	22.9	0	23.7	20.6	20.7	20.7	20.6	0	21.5	
		50	0	22.3	22.4	22.5	22.3	0.7	23.0	20.5	20.7	20.7	20.6	0	21.5	
	256QAM	50	24	22.3	22.5	22.5	22.3	0.7	23.0	20.6	20.8	20.8	20.6	0	21.5	
		50	50	22.3	22.5	22.5	22.3	0.7	23.0	20.6	20.8	20.7	20.6	0	21.5	
		100	0	22.3	22.5	22.5	22.3	0.7	23.0	20.6	20.8	20.8	20.6	0	21.5	
		1	0	20.3	20.2	20.5	20.3	2.7	21.0	20.0	20.2	20.3	20.1	0.5	21.0	
		1	49	20.3	20.3	20.4	20.2	2.7	21.0	20.1	20.3	20.3	20.1	0.5	21.0	
		1	99	20.4	20.4	20.5	20.4	2.7	21.0	20.2	20.4	20.3	20.1	0.5	21.0	
	15	QPSK	50	0	20.2	20.4	20.4	20.3	2.7	21.0	20.0	20.2	20.2	20.1	0.5	21.0
			50	24	20.3	20.4	20.5	20.3	2.7	21.0	20.1	20.2	20.2	20.1	0.5	21.0
			50	50	20.3	20.5	20.5	20.3	2.7	21.0	20.1	20.3	20.3	20.1	0.5	21.0
			100	0	20.2	20.4	20.4	20.3	2.7	21.0	20.0	20.2	20.3	20.1	0.5	21.0
			1	0	22.8	23.0	23.1	22.8	0	23.7	20.4	20.5	20.6	20.5	0	21.5
			1	37	22.9	23.0	23.1	22.9	0	23.7	20.5	20.6	20.6	20.5	0	21.5
16QAM		1	74	22.8	23.0	23.0	22.8	0	23.7	20.5	20.6	20.6	20.5	0	21.5	
		36	0	22.9	23.1	23.1	23.0	0	23.7	20.5	20.7	20.7	20.5	0	21.5	
		36	20	22.9	23.1	23.1	22.9	0	23.7	20.5	20.7	20.7	20.6	0	21.5	
		36	39	22.9	23.1	23.1	23.0	0	23.7	20.5	20.7	20.7	20.5	0	21.5	
		75	0	22.9	23.1	23.1	22.9	0	23.7	20.5	20.7	20.7	20.5	0	21.5	
		1	0	22.9	23.0	23.1	23.0	0	23.7	20.4	20.5	20.6	20.5	0	21.5	
64QAM		1	37	23.0	23.0	23.1	23.0	0	23.7	20.5	20.6	20.7	20.5	0	21.5	
		1	74	22.9	23.1	23.1	22.9	0	23.7	20.4	20.5	20.7	20.5	0	21.5	
		36	0	22.9	23.1	23.1	23.0	0	23.7	20.5	20.7	20.7	20.6	0	21.5	
		36	20	22.9	23.1	23.1	23.0	0	23.7	20.5	20.7	20.7	20.6	0	21.5	
		36	39	23.0	23.1	23.2	23.0	0	23.7	20.5	20.7	20.7	20.6	0	21.5	
		75	0	22.9	23.1	23.1	23.0	0	23.7	20.5	20.7	20.7	20.6	0	21.5	
256QAM		1	0	22.8	23.0	23.1	23.0	0	23.7	20.4	20.5	20.7	20.5	0	21.5	
		1	37	22.8	23.0	23.1	23.1	0	23.7	20.4	20.6	20.7	20.5	0	21.5	
		1	74	22.9	23.0	23.1	23.0	0	23.7	20.4	20.6	20.6	20.4	0	21.5	
		36	0	22.2	22.4	22.4	22.3	0.7	23.0	20.5	20.7	20.7	20.6	0	21.5	
		36	20	22.2	22.4	22.4	22.3	0.7	23.0	20.6	20.7	20.7	20.6	0	21.5	
		36	39	22.3	22.5	22.4	22.3	0.7	23.0	20.6	20.8	20.7	20.6	0	21.5	
256QAM		75	0	22.2	22.4	22.4	22.3	0.7	23.0	20.6	20.7	20.7	20.6	0	21.5	
		1	0	20.1	20.1	20.3	20.2	2.7	21.0	19.9	19.9	20.2	20.0	0.5	21.0	
		1	37	20.2	20.3	20.4	20.3	2.7	21.0	19.9	20.0	20.2	19.9	0.5	21.0	
		1	74	20.3	20.4	20.4	20.3	2.7	21.0	20.0	20.2	20.2	20.0	0.5	21.0	
		36	0	20.2	20.4	20.4	20.3	2.7	21.0	20.0	20.2	20.2	20.0	0.5	21.0	
		36	20	20.2	20.4	20.4	20.3	2.7	21.0	20.0	20.2	20.2	20.1	0.5	21.0	
256QAM	36	39	20.3	20.4	20.4	20.3	2.7	21.0	20.0	20.2	20.2	20.1	0.5	21.0		
	75	0	20.2	20.4	20.4	20.3	2.7	21.0	20.0	20.2	20.2	20.1	0.5	21.0		

**LTE Band 48 Measured Results (ANT7) (continued)**

BW (MHz)	Mode	RB Allocation	RB Offset	Mode A Power (dBm)						Mode B Power (dBm)						
				55290	55757	56223	56690	MPR	Max Power	55290	55757	56223	56690	MPR	Max Power	
				3555 MHz	3601.7 MHz	3648.3 MHz	3695 MHz			3555 MHz	3601.7 MHz	3648.3 MHz	3695 MHz			
10	QPSK	1	0	22.9	23.2	23.2	23.0	0	23.7	20.6	20.8	20.8	20.6	0	21.5	
		1	25	23.0	23.2	23.2	23.0	0	23.7	20.6	20.8	20.8	20.6	0	21.5	
		1	49	22.9	23.2	23.2	23.0	0	23.7	20.6	20.8	20.8	20.6	0	21.5	
		25	0	23.0	23.2	23.3	23.1	0	23.7	20.7	20.8	20.9	20.7	0	21.5	
		25	12	23.1	23.3	23.3	23.1	0	23.7	20.7	20.9	20.9	20.7	0	21.5	
		25	25	23.1	23.3	23.3	23.1	0	23.7	20.7	20.9	20.9	20.7	0	21.5	
	16QAM	50	0	23.0	23.2	23.3	23.1	0	23.7	20.7	20.8	20.9	20.7	0	21.5	
		1	0	23.1	23.2	23.3	23.1	0	23.7	20.8	20.7	20.9	20.5	0	21.5	
		1	25	23.1	23.1	23.4	23.1	0	23.7	20.8	20.7	20.9	20.6	0	21.5	
		1	49	23.1	23.2	23.3	23.1	0	23.7	20.7	20.8	21.0	20.6	0	21.5	
		25	0	23.1	23.2	23.3	23.1	0	23.7	20.7	20.9	20.9	20.7	0	21.5	
		25	12	23.1	23.3	23.3	23.1	0	23.7	20.7	20.9	20.9	20.7	0	21.5	
	64QAM	25	25	23.1	23.3	23.3	23.1	0	23.7	20.7	20.9	20.9	20.7	0	21.5	
		50	0	23.1	23.3	23.3	23.1	0	23.7	20.7	20.9	20.9	20.7	0	21.5	
		1	0	23.0	23.2	23.2	23.2	0	23.7	20.7	20.8	20.9	20.7	0	21.5	
		1	25	23.1	23.2	23.2	23.2	0	23.7	20.7	20.8	20.9	20.7	0	21.5	
		1	49	23.0	23.2	23.2	23.1	0	23.7	20.7	20.8	20.9	20.7	0	21.5	
		25	0	22.4	22.6	22.6	22.4	0.7	23.0	20.7	20.9	20.9	20.7	0	21.5	
	256QAM	25	12	22.4	22.6	22.6	22.5	0.7	23.0	20.7	20.9	20.9	20.7	0	21.5	
		25	25	22.4	22.6	22.6	22.4	0.7	23.0	20.7	20.9	20.9	20.7	0	21.5	
		50	0	22.4	22.6	22.6	22.4	0.7	23.0	20.7	20.9	20.9	20.7	0	21.5	
		1	0	20.3	20.4	20.5	20.3	2.7	21.0	20.1	20.3	20.3	20.0	0.5	21.0	
		1	25	20.4	20.5	20.5	20.3	2.7	21.0	20.1	20.4	20.4	20.1	0.5	21.0	
		1	49	20.4	20.5	20.5	20.3	2.7	21.0	20.1	20.3	20.3	20.1	0.5	21.0	
	5	QPSK	25	0	20.4	20.5	20.5	20.4	2.7	21.0	20.2	20.3	20.4	20.2	0.5	21.0
			25	12	20.4	20.6	20.6	20.4	2.7	21.0	20.2	20.4	20.4	20.2	0.5	21.0
			25	25	20.4	20.6	20.6	20.4	2.7	21.0	20.2	20.4	20.4	20.2	0.5	21.0
			50	0	20.4	20.6	20.6	20.4	2.7	21.0	20.2	20.4	20.4	20.2	0.5	21.0
			1	0	20.3	20.4	20.5	20.3	2.7	21.0	20.2	20.3	20.3	20.1	0.5	21.0
			1	25	20.4	20.5	20.5	20.3	2.7	21.0	20.2	20.3	20.3	20.1	0.5	21.0
16QAM		25	12	20.4	20.6	20.6	20.4	2.7	21.0	20.2	20.4	20.4	20.2	0.5	21.0	
		25	25	20.4	20.6	20.6	20.4	2.7	21.0	20.2	20.4	20.4	20.2	0.5	21.0	
		50	0	20.4	20.6	20.6	20.4	2.7	21.0	20.2	20.4	20.4	20.2	0.5	21.0	
		1	0	23.0	23.2	23.2	23.1	0	23.7	20.7	20.8	20.8	20.7	0	21.5	
		1	12	23.1	23.2	23.3	23.2	0	23.7	20.8	20.9	20.9	20.8	0	21.5	
		1	24	23.0	23.2	23.2	23.1	0	23.7	20.7	20.8	20.8	20.6	0	21.5	
64QAM		12	0	23.1	23.2	23.2	23.1	0	23.7	20.7	20.9	20.8	20.6	0	21.5	
		12	7	23.1	23.2	23.3	23.1	0	23.7	20.7	20.9	20.8	20.7	0	21.5	
		12	13	23.1	23.2	23.2	23.1	0	23.7	20.7	20.9	20.8	20.7	0	21.5	
		25	0	23.1	23.2	23.3	23.1	0	23.7	20.7	20.9	20.9	20.7	0	21.5	
		1	0	23.0	23.2	23.2	23.1	0	23.7	20.7	20.8	20.8	20.7	0	21.5	
		1	12	23.2	23.3	23.3	23.2	0	23.7	20.8	20.9	20.9	20.8	0	21.5	
256QAM		1	24	23.0	23.2	23.2	23.1	0	23.7	20.7	20.8	20.8	20.6	0	21.5	
		12	0	23.1	23.2	23.2	23.1	0	23.7	20.7	20.9	20.8	20.6	0	21.5	
		12	7	23.1	23.2	23.3	23.1	0	23.7	20.7	21.0	20.8	20.6	0	21.5	
		12	13	23.1	23.2	23.3	23.1	0	23.7	20.7	21.0	20.8	20.6	0	21.5	
		25	0	23.1	23.2	23.3	23.1	0	23.7	20.7	20.9	20.9	20.7	0	21.5	
		1	0	23.1	23.2	23.3	23.1	0	23.7	20.6	20.9	20.9	20.7	0	21.5	
QPSK		1	12	23.1	23.3	23.4	23.1	0	23.7	20.7	20.9	20.9	20.7	0	21.5	
		1	24	23.0	23.2	23.3	23.1	0	23.7	20.6	20.9	20.9	20.7	0	21.5	
		12	0	22.4	22.6	22.6	22.4	0.7	23.0	20.7	20.8	20.9	20.7	0	21.5	
		12	7	22.4	22.6	22.6	22.4	0.7	23.0	20.7	20.9	20.9	20.8	0	21.5	
		12	13	22.4	22.6	22.6	22.4	0.7	23.0	20.6	20.9	20.9	20.7	0	21.5	
		25	0	22.4	22.6	22.6	22.4	0.7	23.0	20.7	20.9	20.9	20.7	0	21.5	
16QAM	1	0	20.3	20.5	20.5	20.3	2.7	21.0	20.2	20.3	20.3	20.1	0.5	21.0		
	1	12	20.3	20.6	20.6	20.4	2.7	21.0	20.3	20.4	20.3	20.2	0.5	21.0		
	1	24	20.3	20.6	20.6	20.3	2.7	21.0	20.2	20.3	20.3	20.1	0.5	21.0		
	12	0	20.4	20.5	20.5	20.3	2.7	21.0	20.2	20.4	20.4	20.2	0.5	21.0		
	12	7	20.4	20.6	20.6	20.4	2.7	21.0	20.2	20.4	20.4	20.2	0.5	21.0		
	12	13	20.4	20.5	20.5	20.4	2.7	21.0	20.2	20.4	20.3	20.2	0.5	21.0		
64QAM	25	0	20.4	20.5	20.5	20.4	2.7	21.0	20.2	20.4	20.3	20.2	0.5	21.0		
	1	0	20.4	20.5	20.5	20.4	2.7	21.0	20.2	20.4	20.3	20.2	0.5	21.0		
	1	12	20.3	20.6	20.6	20.4	2.7	21.0	20.3	20.4	20.3	20.2	0.5	21.0		
	1	24	20.3	20.6	20.6	20.3	2.7	21.0	20.2	20.3	20.3	20.1	0.5	21.0		
	12	0	20.4	20.5	20.5	20.3	2.7	21.0	20.2	20.4	20.4	20.2	0.5	21.0		
	12	7	20.4	20.6	20.6	20.4	2.7	21.0	20.2	20.4	20.4	20.2	0.5	21.0		

**LTE Band 48 Measured Results (ANT8)**

BW (MHz)	Mode	RB Allocation	RB Offset	Mode A Power (dBm)						Mode B Power (dBm)					
				55340	55773	56207	56640	MPR	Max Power	55340	55773	56207	56640	MPR	Max Power
				3560 MHz	3603.3 MHz	3646.7 MHz	3690 MHz			3560 MHz	3603.3 MHz	3646.7 MHz	3690 MHz		
20	QPSK	1	0	20.1	20.3	20.2	20.2	0	21.5	19.8	19.8	20.0	19.6	0	20.7
		1	49	20.1	20.2	20.2	20.1	0	21.5	19.7	20.0	20.0	19.7	0	20.7
		1	99	20.1	20.3	20.2	20.1	0	21.5	19.8	19.8	19.9	19.8	0	20.7
		50	0	20.2	20.3	20.2	20.2	0	21.5	19.8	19.9	20.0	19.8	0	20.7
		50	24	20.1	20.3	20.2	20.1	0	21.5	19.8	20.1	20.0	19.9	0	20.7
		50	50	20.2	20.4	20.3	20.2	0	21.5	19.8	20.1	20.1	19.9	0	20.7
	16QAM	100	0	20.1	20.2	20.1	20.1	0	21.5	19.9	20.0	19.9	19.7	0	20.7
		1	0	20.4	20.6	20.6	20.6	0	21.5	19.8	20.0	20.0	20.0	0	20.7
		1	49	20.4	20.6	20.6	20.4	0	21.5	19.8	20.0	20.0	19.8	0	20.7
		1	99	20.6	20.5	20.4	20.3	0	21.5	20.0	19.9	19.8	19.7	0	20.7
		50	0	20.3	20.4	20.5	20.4	0	21.5	19.7	19.8	19.9	19.8	0	20.7
		50	24	20.5	20.7	20.5	20.5	0	21.5	19.9	20.1	19.9	19.9	0	20.7
	64QAM	50	50	20.4	20.5	20.6	20.4	0	21.5	19.8	19.9	20.0	19.8	0	20.7
		100	0	20.4	20.6	20.5	20.4	0	21.5	19.8	20.0	19.9	19.8	0	20.7
		1	0	20.9	20.7	20.7	20.4	0	21.5	20.1	20.1	20.1	19.8	0	20.7
		1	49	20.3	20.3	20.6	20.4	0	21.5	19.7	19.7	20.0	19.8	0	20.7
		1	99	20.2	20.7	20.4	20.5	0	21.5	19.6	20.1	19.8	19.9	0	20.7
		50	0	20.3	20.2	20.4	20.2	0	21.5	19.7	19.6	19.8	19.6	0	20.7
	256QAM	50	24	20.5	20.7	20.6	20.3	0	21.5	19.9	20.1	20.0	19.7	0	20.7
		50	50	20.5	20.7	20.2	20.1	0	21.5	19.9	20.1	19.6	19.5	0	20.7
		100	0	19.9	20.4	20.6	20.2	0	21.5	19.3	19.8	20.0	19.6	0	20.7
		1	0	20.1	20.0	20.2	20.2	0.9	20.6	19.5	19.4	19.6	19.6	0.1	20.6
		1	49	20.1	20.1	20.2	20.0	0.9	20.6	19.5	19.5	19.6	19.4	0.1	20.6
		1	99	20.1	20.4	20.3	20.2	0.9	20.6	19.5	19.8	19.7	19.6	0.1	20.6
15	QPSK	50	0	19.9	20.2	20.1	20.1	0.9	20.6	19.3	19.6	19.5	19.5	0.1	20.6
		50	24	20.0	20.3	20.2	20.1	0.9	20.6	19.4	19.7	19.6	19.5	0.1	20.6
		50	50	20.1	20.3	20.2	20.1	0.9	20.6	19.5	19.7	19.6	19.5	0.1	20.6
		100	0	20.0	20.2	20.1	20.1	0.9	20.6	19.4	19.6	19.5	19.5	0.1	20.6
		1	0	20.4	20.4	20.4	20.5	0	21.5	19.8	19.8	19.8	19.9	0	20.7
		1	37	20.4	20.4	20.6	20.5	0	21.5	19.8	19.8	20.0	19.9	0	20.7
	16QAM	1	74	20.2	20.5	20.6	20.4	0	21.5	19.6	19.9	20.0	19.8	0	20.7
		36	0	20.5	20.6	20.5	20.4	0	21.5	19.9	20.0	19.9	19.8	0	20.7
		36	20	20.5	20.6	20.5	20.6	0	21.5	19.9	20.0	19.9	20.0	0	20.7
		36	39	20.5	20.6	20.6	20.6	0	21.5	19.9	20.0	20.0	20.0	0	20.7
		75	0	20.5	20.6	20.5	20.5	0	21.5	19.9	20.0	19.9	19.9	0	20.7
		1	0	20.3	20.6	20.4	20.3	0	21.5	19.7	20.0	19.8	19.7	0	20.7
	64QAM	1	37	20.4	20.6	20.4	20.5	0	21.5	19.8	20.0	19.8	19.9	0	20.7
		1	74	20.4	20.3	20.5	20.2	0	21.5	19.8	19.7	19.9	19.6	0	20.7
		36	0	20.5	20.5	20.5	20.4	0	21.5	19.9	19.9	19.9	19.8	0	20.7
		36	20	20.5	20.6	20.6	20.6	0	21.5	19.9	20.0	20.0	20.0	0	20.7
		36	39	20.4	20.5	20.6	20.4	0	21.5	19.8	19.9	20.0	19.8	0	20.7
		75	0	20.5	20.6	20.5	20.4	0	21.5	19.9	20.0	19.9	19.8	0	20.7
	256QAM	1	0	20.1	20.3	20.6	20.3	0	21.5	19.5	19.7	20.0	19.7	0	20.7
		1	37	20.3	20.8	20.8	20.4	0	21.5	19.7	20.1	20.1	19.8	0	20.7
		1	74	20.1	20.4	20.6	20.6	0	21.5	19.5	19.8	20.0	20.0	0	20.7
		36	0	20.4	20.6	20.5	20.5	0	21.5	19.8	20.0	19.9	19.9	0	20.7
		36	20	20.4	20.6	20.5	20.5	0	21.5	19.8	20.0	19.9	19.9	0	20.7
		36	39	20.5	20.5	20.6	20.5	0	21.5	19.9	19.9	20.0	19.9	0	20.7
256QAM	75	0	20.4	20.5	20.5	20.4	0	21.5	19.8	19.9	19.9	19.8	0	20.7	
	1	0	20.0	20.0	20.0	20.1	0.9	20.6	19.4	19.4	19.4	19.5	0.1	20.6	
	1	37	20.2	19.9	20.4	20.5	0.9	20.6	19.6	19.3	19.8	19.9	0.1	20.6	
	1	74	20.1	20.3	20.2	20.1	0.9	20.6	19.5	19.7	19.6	19.5	0.1	20.6	
	36	0	20.1	20.2	20.1	20.0	0.9	20.6	19.5	19.6	19.5	19.4	0.1	20.6	
	36	20	20.1	20.1	20.2	20.1	0.9	20.6	19.5	19.5	19.6	19.5	0.1	20.6	
36	39	20.0	20.2	20.3	20.1	0.9	20.6	19.4	19.6	19.7	19.5	0.1	20.6		
75	0	20.1	20.2	20.1	20.1	0.9	20.6	19.5	19.6	19.5	19.5	0.1	20.6		

**LTE Band 48 Measured Results (ANT8) (continued)**

BW (MHz)	Mode	RB Allocation	RB Offset	Mode A Power (dBm)						Mode B Power (dBm)						
				55290	55757	56223	56690	MPR	Max Power	55290	55757	56223	56690	MPR	Max Power	
				3555 MHz	3601.7 MHz	3648.3 MHz	3695 MHz			3555 MHz	3601.7 MHz	3648.3 MHz	3695 MHz			
10	QPSK	1	0	20.5	20.7	20.7	20.5	0	21.5	19.7	19.7	19.6	19.5	0	20.7	
		1	25	20.5	20.7	20.7	20.5	0	21.5	19.7	19.7	19.7	19.5	0	20.7	
		1	49	20.5	20.7	20.7	20.5	0	21.5	19.7	19.7	19.7	19.5	0	20.7	
		25	0	20.6	20.7	20.7	20.6	0	21.5	19.8	19.8	19.7	19.5	0	20.7	
		25	12	20.6	20.8	20.7	20.6	0	21.5	19.8	19.8	19.7	19.6	0	20.7	
		25	25	20.6	20.8	20.8	20.6	0	21.5	19.8	19.8	19.7	19.6	0	20.7	
	16QAM	50	0	20.6	20.7	20.7	20.6	0	21.5	19.8	19.7	19.7	19.6	0	20.7	
		1	0	20.6	20.7	20.7	20.6	0	21.5	19.8	19.5	19.6	19.5	0	20.7	
		1	25	20.5	20.7	20.8	20.6	0	21.5	19.8	19.6	19.6	19.4	0	20.7	
		1	49	20.5	20.7	20.8	20.6	0	21.5	19.8	19.6	19.6	19.5	0	20.7	
		25	0	20.6	20.7	20.7	20.6	0	21.5	19.8	19.7	19.7	19.6	0	20.7	
		25	12	20.6	20.8	20.7	20.6	0	21.5	19.8	19.7	19.7	19.6	0	20.7	
	64QAM	25	25	20.6	20.8	20.8	20.6	0	21.5	19.8	19.7	19.7	19.6	0	20.7	
		50	0	20.6	20.8	20.7	20.6	0	21.5	19.8	19.7	19.7	19.6	0	20.7	
		1	0	20.5	20.7	20.7	20.5	0	21.5	19.6	19.6	19.6	19.6	0	20.7	
		1	25	20.6	20.7	20.8	20.5	0	21.5	19.7	19.7	19.6	19.6	0	20.7	
		1	49	20.5	20.7	20.8	20.5	0	21.5	19.8	19.7	19.6	19.6	0	20.7	
		25	0	20.6	20.8	20.7	20.6	0	21.5	19.8	19.7	19.7	19.6	0	20.7	
	256QAM	25	12	20.6	20.8	20.8	20.6	0	21.5	19.8	19.8	19.8	19.7	0	20.7	
		25	25	20.6	20.8	20.8	20.6	0	21.5	19.8	19.8	19.7	19.6	0	20.7	
		50	0	20.6	20.8	20.7	20.6	0	21.5	19.6	19.7	19.7	19.6	0	20.7	
		1	0	20.1	20.3	20.2	20.1	0.9	20.6	19.4	19.5	19.6	19.5	0.1	20.6	
		1	25	20.2	20.3	20.3	20.1	0.9	20.6	19.5	19.6	19.6	19.5	0.1	20.6	
		1	49	20.1	20.3	20.3	20.1	0.9	20.6	19.5	19.6	19.6	19.5	0.1	20.6	
	5	QPSK	25	0	20.2	20.4	20.3	20.2	0.9	20.6	19.6	19.7	19.6	19.6	0.1	20.6
			25	12	20.3	20.4	20.3	20.2	0.9	20.6	19.5	19.7	19.6	19.6	0.1	20.6
			25	25	20.2	20.4	20.4	20.2	0.9	20.6	19.5	19.7	19.6	19.6	0.1	20.6
			50	0	20.2	20.4	20.3	20.2	0.9	20.6	19.5	19.7	19.6	19.6	0.1	20.6
			1	0	20.5	20.6	20.5	20.4	0	21.5	19.8	19.8	19.6	19.6	0	20.7
			1	12	20.6	20.8	20.6	20.6	0	21.5	19.8	19.8	19.7	19.7	0	20.7
16QAM		1	24	20.6	20.7	20.6	20.5	0	21.5	19.8	19.8	19.7	19.7	0	20.7	
		12	0	20.6	20.7	20.6	20.5	0	21.5	19.8	19.8	19.7	19.7	0	20.7	
		12	7	20.6	20.8	20.7	20.6	0	21.5	19.8	19.8	19.8	19.8	0	20.7	
		12	13	20.6	20.7	20.6	20.6	0	21.5	19.8	19.8	19.7	19.8	0	20.7	
		25	0	20.7	20.7	20.6	20.5	0	21.5	19.8	19.8	19.7	19.7	0	20.7	
		25	0	20.6	20.6	20.6	20.5	0	21.5	19.8	19.8	19.7	19.7	0	20.7	
64QAM		1	12	20.6	20.8	20.7	20.6	0	21.5	19.9	19.9	19.7	19.8	0	20.7	
		1	24	20.6	20.7	20.6	20.5	0	21.5	19.7	19.8	19.7	19.7	0	20.7	
		12	0	20.6	20.7	20.6	20.6	0	21.5	19.8	19.8	19.7	19.6	0	20.7	
		12	7	20.6	20.8	20.7	20.7	0	21.5	19.9	19.9	19.7	19.7	0	20.7	
		12	13	20.6	20.7	20.6	20.6	0	21.5	19.8	19.8	19.7	19.7	0	20.7	
		25	0	20.6	20.8	20.6	20.6	0	21.5	19.8	19.8	19.7	19.8	0	20.7	
256QAM		1	0	20.5	20.7	20.7	20.5	0	21.5	19.8	19.7	19.6	19.7	0	20.7	
		1	12	20.6	20.7	20.7	20.6	0	21.5	19.8	19.8	19.7	19.7	0	20.7	
		1	24	20.6	20.7	20.7	20.5	0	21.5	19.8	19.8	19.7	19.7	0	20.7	
		12	0	20.6	20.8	20.7	20.6	0	21.5	19.8	19.8	19.7	19.7	0	20.7	
		12	7	20.6	20.8	20.7	20.6	0	21.5	19.8	19.8	19.7	19.8	0	20.7	
		25	0	20.6	20.8	20.6	20.5	0	21.5	19.8	19.8	19.7	19.7	0	20.7	
256QAM		1	0	20.2	20.3	20.2	20.2	0.9	20.6	19.6	19.7	19.5	19.6	0.1	20.6	
		1	12	20.3	20.4	20.2	20.1	0.9	20.6	19.7	19.7	19.6	19.7	0.1	20.6	
		1	24	20.3	20.3	20.2	20.1	0.9	20.6	19.6	19.7	19.6	19.6	0.1	20.6	
		12	0	20.2	20.4	20.2	20.1	0.9	20.6	19.7	19.7	19.6	19.7	0.1	20.6	
		12	7	20.3	20.4	20.3	20.2	0.9	20.6	19.7	19.7	19.7	19.7	0.1	20.6	
		12	13	20.2	20.4	20.3	20.2	0.9	20.6	19.7	19.7	19.6	19.7	0.1	20.6	
25	0	20.2	20.4	20.2	20.1	0.9	20.6	19.7	19.7	19.6	19.6	0.1	20.6			

**LTE Band 48 Measured Results (ANT9)**

BW (MHz)	Mode	RB Allocation	RB Offset	Mode A Power (dBm)						Mode B Power (dBm)						
				55340	55773	56207	56640	MPR	Max Power	55340	55773	56207	56640	MPR	Max Power	
				3560 MHz	3603.3 MHz	3646.7 MHz	3690 MHz			3560 MHz	3603.3 MHz	3646.7 MHz	3690 MHz			
20	QPSK	1	0	21.4	21.4	21.3	21.3	0	22.1	19.9	19.9	19.9	19.9	0	21.2	
		1	49	21.5	21.4	21.3	21.3	0	22.1	20.0	20.0	20.0	19.9	0	21.2	
		1	99	21.5	21.2	21.3	21.2	0	22.1	20.0	19.9	19.9	19.8	0	21.2	
		50	0	21.4	21.4	21.3	21.3	0	22.1	20.0	20.0	19.9	19.9	0	21.2	
		50	24	21.5	21.4	21.4	21.3	0	22.1	20.1	20.0	19.9	19.9	0	21.2	
		50	50	21.4	21.4	21.4	21.3	0	22.1	20.1	20.0	20.0	19.9	0	21.2	
	16QAM	100	0	21.4	21.4	21.3	21.3	0	22.1	19.9	19.9	19.9	19.9	0	21.2	
		1	0	21.6	21.5	21.8	21.8	0	22.1	20.2	20.3	20.5	20.3	0	21.2	
		1	49	21.5	21.7	22.0	21.6	0	22.1	20.0	20.4	20.3	20.3	0	21.2	
		1	99	21.4	21.7	21.5	21.6	0	22.1	20.1	20.6	20.3	20.2	0	21.2	
		50	0	21.5	21.6	21.1	21.6	0	22.1	20.1	20.2	19.9	20.1	0	21.2	
		50	24	21.6	21.5	21.1	21.3	0	22.1	19.9	20.3	20.1	20.1	0	21.2	
	64QAM	50	50	21.3	21.1	21.6	21.4	0	22.1	20.1	20.2	20.3	20.0	0	21.2	
		100	0	21.5	21.3	21.6	21.5	0	22.1	19.5	20.2	20.4	20.0	0	21.2	
		1	0	21.4	21.3	21.6	21.7	0	22.1	19.9	20.4	20.2	20.0	0	21.2	
		1	49	21.2	21.5	21.1	21.6	0	22.1	19.8	20.6	20.2	20.0	0	21.2	
		1	99	21.1	21.1	21.2	21.5	0	22.1	19.7	20.6	20.0	20.3	0	21.2	
		50	0	21.4	21.6	21.5	21.5	0	22.1	20.1	20.2	20.3	20.0	0	21.2	
	256QAM	50	24	21.4	21.5	21.6	21.5	0	22.1	20.1	20.3	20.4	19.9	0	21.2	
		50	50	21.5	21.5	21.5	21.6	0	22.1	20.0	20.2	20.3	20.1	0	21.2	
		100	0	21.5	21.4	21.6	21.5	0	22.1	19.9	20.3	20.4	20.0	0	21.2	
		1	0	20.6	20.5	20.6	20.6	1.1	21.0	20.2	20.5	20.2	19.9	0.2	21.0	
		1	49	20.4	20.5	20.3	20.7	1.1	21.0	19.9	20.4	20.4	20.1	0.2	21.0	
		1	99	20.5	20.4	20.3	20.9	1.1	21.0	20.2	20.3	20.5	20.0	0.2	21.0	
	15	QPSK	50	0	20.4	20.5	20.3	20.5	1.1	21.0	20.2	20.4	20.3	20.1	0.2	21.0
			50	24	20.5	20.5	20.6	20.2	1.1	21.0	20.1	20.4	20.4	20.0	0.2	21.0
			50	50	20.4	20.4	20.5	20.3	1.1	21.0	20.1	20.2	20.4	20.1	0.2	21.0
			100	0	20.3	20.4	20.5	20.3	1.1	21.0	20.1	20.3	20.4	20.0	0.2	21.0
			1	0	21.4	21.4	21.3	21.6	0	22.1	20.0	20.2	20.3	20.0	0	21.2
			1	37	21.5	21.5	21.7	21.7	0	22.1	20.0	20.3	20.2	20.1	0	21.2
16QAM		1	74	21.3	21.4	21.4	21.6	0	22.1	20.0	20.4	20.2	20.2	0	21.2	
		36	0	21.4	21.5	21.4	21.5	0	22.1	20.1	20.3	20.3	20.0	0	21.2	
		36	20	21.5	21.5	21.4	21.5	0	22.1	20.0	20.4	20.3	20.0	0	21.2	
		36	39	21.4	21.5	21.4	21.6	0	22.1	20.1	20.3	20.3	20.2	0	21.2	
		75	0	21.5	21.5	21.4	21.5	0	22.1	20.1	20.2	20.3	20.0	0	21.2	
		1	0	21.5	21.4	21.4	21.4	0	22.1	19.7	20.1	20.4	20.0	0	21.2	
64QAM		1	37	21.3	21.9	21.6	21.1	0	22.1	20.2	20.3	20.4	19.8	0	21.2	
		1	74	21.4	21.3	21.2	21.6	0	22.1	20.0	20.2	20.3	20.1	0	21.2	
		36	0	21.4	21.1	21.5	21.6	0	22.1	20.1	19.9	20.0	20.0	0	21.2	
		36	20	21.3	21.4	21.4	21.6	0	22.1	20.0	20.4	20.0	19.9	0	21.2	
		36	39	21.3	22.0	21.4	21.6	0	22.1	20.1	20.2	20.0	20.1	0	21.2	
		75	0	21.2	21.2	21.5	21.6	0	22.1	19.7	20.1	20.2	20.0	0	21.2	
256QAM		1	0	21.5	21.1	21.6	21.6	0	22.1	19.7	20.1	20.3	20.0	0	21.2	
		1	37	21.4	21.3	21.4	21.4	0	22.1	19.3	20.1	19.7	20.3	0	21.2	
		1	74	21.3	21.4	21.3	21.4	0	22.1	20.0	20.4	19.9	20.0	0	21.2	
		36	0	21.5	21.5	21.5	21.5	0	22.1	20.0	20.3	20.3	20.0	0	21.2	
		36	20	21.4	21.5	21.1	21.5	0	22.1	20.0	20.4	20.2	19.9	0	21.2	
		36	39	21.5	21.5	21.5	21.6	0	22.1	20.1	20.3	20.2	20.0	0	21.2	
256QAM		75	0	21.4	21.4	21.4	21.5	0	22.1	19.9	20.3	20.2	20.0	0	21.2	
		1	0	20.4	20.6	20.4	20.5	1.1	21.0	19.9	20.4	20.4	19.8	0.2	21.0	
		1	37	20.3	20.2	20.2	20.5	1.1	21.0	19.9	20.5	20.3	20.2	0.2	21.0	
		1	74	20.5	20.4	20.5	20.4	1.1	21.0	20.1	20.5	20.5	20.0	0.2	21.0	
		36	0	20.4	20.5	20.3	20.5	1.1	21.0	20.0	20.4	20.3	20.0	0.2	21.0	
		36	20	20.4	20.5	20.3	20.3	1.1	21.0	20.1	20.4	20.2	20.0	0.2	21.0	
256QAM	36	39	20.3	20.4	20.5	20.5	1.1	21.0	20.0	20.3	20.4	20.1	0.2	21.0		
	75	0	20.3	20.4	20.5	20.3	1.1	21.0	20.1	20.2	20.3	20.0	0.2	21.0		

**LTE Band 48 Measured Results (ANT9) (continued)**

BW (MHz)	Mode	RB Allocation	RB Offset	Mode A Power (dBm)						Mode B Power (dBm)						
				55290	55757	56223	56690	MPR	Max Power	55290	55757	56223	56690	MPR	Max Power	
				3555 MHz	3601.7 MHz	3648.3 MHz	3695 MHz			3555 MHz	3601.7 MHz	3648.3 MHz	3695 MHz			
10	QPSK	1	0	21.6	21.7	21.7	21.7	0	22.1	20.1	20.5	20.5	20.2	0	21.2	
		1	25	21.6	21.7	21.7	21.8	0	22.1	20.2	20.5	20.6	20.3	0	21.2	
		1	49	21.6	21.7	21.7	21.8	0	22.1	20.2	20.5	20.5	20.2	0	21.2	
		25	0	21.7	21.7	21.7	21.7	0	22.1	20.2	20.6	20.5	20.2	0	21.2	
		25	12	21.7	21.8	21.7	21.8	0	22.1	20.2	20.6	20.5	20.2	0	21.2	
		25	25	21.7	21.8	21.8	21.9	0	22.1	20.2	20.6	20.6	20.3	0	21.2	
	16QAM	1	0	21.7	21.8	21.7	21.7	0	22.1	20.2	20.4	20.6	20.3	0	21.2	
		1	25	21.7	21.8	21.6	21.7	0	22.1	20.3	20.4	20.7	20.2	0	21.2	
		1	49	21.7	21.8	21.6	21.7	0	22.1	20.3	20.5	20.6	20.3	0	21.2	
		25	0	21.7	21.7	21.7	21.7	0	22.1	20.2	20.6	20.5	20.3	0	21.2	
		25	12	21.7	21.8	21.7	21.8	0	22.1	20.3	20.6	20.5	20.3	0	21.2	
		25	25	21.7	21.8	21.8	21.8	0	22.1	20.3	20.5	20.6	20.3	0	21.2	
	64QAM	1	0	21.7	21.7	21.7	21.7	0	22.1	20.2	20.6	20.5	20.3	0	21.2	
		1	25	21.6	21.7	21.7	21.8	0	22.1	20.2	20.6	20.5	20.2	0	21.2	
		1	49	21.6	21.7	21.7	21.8	0	22.1	20.2	20.6	20.5	20.3	0	21.2	
		25	0	21.7	21.7	21.7	21.7	0	22.1	20.3	20.6	20.5	20.2	0	21.2	
		25	12	21.7	21.8	21.7	21.8	0	22.1	20.3	20.6	20.5	20.2	0	21.2	
		25	25	21.7	21.8	21.8	21.8	0	22.1	20.3	20.6	20.6	20.3	0	21.2	
	256QAM	1	0	21.7	21.8	21.7	21.8	0	22.1	20.3	20.6	20.5	20.2	0	21.2	
		1	25	20.5	20.6	20.5	20.6	1.1	21.0	20.2	20.6	20.4	20.2	0.2	21.0	
		1	49	20.5	20.7	20.7	20.7	1.1	21.0	20.2	20.6	20.5	20.3	0.2	21.0	
		25	0	20.6	20.7	20.6	20.6	1.1	21.0	20.2	20.6	20.5	20.2	0.2	21.0	
		25	12	20.6	20.7	20.6	20.7	1.1	21.0	20.3	20.6	20.6	20.3	0.2	21.0	
		25	25	20.6	20.7	20.7	20.8	1.1	21.0	20.3	20.6	20.6	20.3	0.2	21.0	
	5	QPSK	1	0	21.6	21.6	21.6	21.7	0	22.1	20.2	20.5	20.2	20.2	0	21.2
			1	12	21.7	21.7	21.7	21.8	0	22.1	20.2	20.5	20.3	20.3	0	21.2
			1	24	21.6	21.6	21.7	21.7	0	22.1	20.2	20.5	20.2	20.2	0	21.2
			12	0	21.7	21.7	21.7	21.8	0	22.1	20.2	20.5	20.2	20.3	0	21.2
			12	7	21.7	21.8	21.8	21.8	0	22.1	20.3	20.6	20.3	20.3	0	21.2
			12	13	21.7	21.7	21.7	21.8	0	22.1	20.3	20.5	20.3	20.3	0	21.2
16QAM		1	0	21.7	21.7	21.7	21.8	0	22.1	20.2	20.6	20.3	20.3	0	21.2	
		1	12	21.6	21.7	21.8	21.9	0	22.1	20.2	20.5	20.6	20.4	0	21.2	
		1	24	21.6	21.7	21.7	21.7	0	22.1	20.2	20.5	20.6	20.3	0	21.2	
		12	0	21.6	21.8	21.6	21.8	0	22.1	20.2	20.7	20.5	20.3	0	21.2	
		12	7	21.6	21.8	21.8	21.8	0	22.1	20.2	20.7	20.6	20.4	0	21.2	
		12	13	21.6	21.8	21.7	21.8	0	22.1	20.2	20.7	20.6	20.4	0	21.2	
64QAM		1	0	21.7	21.7	21.7	21.8	0	22.1	20.2	20.6	20.6	20.3	0	21.2	
		1	12	21.6	21.6	21.7	21.9	0	22.1	20.1	20.6	20.6	20.3	0	21.2	
		1	24	21.6	21.7	21.7	21.8	0	22.1	20.1	20.5	20.5	20.2	0	21.2	
		12	0	21.6	21.7	21.6	21.8	0	22.1	20.2	20.5	20.5	20.2	0	21.2	
		12	7	21.6	21.8	21.7	21.8	0	22.1	20.2	20.6	20.6	20.2	0	21.2	
		12	13	21.6	21.7	21.7	21.8	0	22.1	20.2	20.5	20.6	20.2	0	21.2	
256QAM		1	0	21.7	21.7	21.7	21.8	0	22.1	20.2	20.5	20.6	20.3	0	21.2	
		1	12	20.5	20.6	20.6	20.7	1.1	21.0	20.2	20.5	20.4	20.2	0.2	21.0	
		1	24	20.5	20.7	20.6	20.8	1.1	21.0	20.2	20.6	20.5	20.3	0.2	21.0	
		12	0	20.5	20.6	20.5	20.7	1.1	21.0	20.2	20.6	20.5	20.2	0.2	21.0	
		12	7	20.6	20.7	20.7	20.8	1.1	21.0	20.3	20.6	20.6	20.3	0.2	21.0	
		12	13	20.5	20.6	20.6	20.8	1.1	21.0	20.2	20.6	20.6	20.3	0.2	21.0	

**LTE Band 48 Measured Results (ANT4)**

BW (MHz)	Mode	RB Allocation	RB Offset	Mode A Power (dBm)						Mode B Power (dBm)					
				55340	55773	56207	56640	MPR	Max Power	55340	55773	56207	56640	MPR	Max Power
				3560 MHz	3603.3 MHz	3646.7 MHz	3690 MHz			3560 MHz	3603.3 MHz	3646.7 MHz	3690 MHz		
20	QPSK	1	0	21.3	21.3	21.3	21.2	0	22.3	22.3	22.4	22.3	22.2	0	23.1
		1	49	21.3	21.3	21.3	21.1	0	22.3	22.4	22.4	22.2	22.2	0	23.1
		1	99	21.4	21.3	21.3	21.1	0	22.3	22.4	22.4	22.2	22.1	0	23.1
		50	0	21.4	21.3	21.3	21.2	0	22.3	22.4	22.4	22.4	22.2	0	23.1
		50	24	21.4	21.3	21.3	21.2	0	22.3	22.3	22.4	22.4	22.3	0	23.1
		50	50	21.4	21.3	21.3	21.2	0	22.3	22.3	22.4	22.4	22.2	0	23.1
	100	0	21.3	21.3	21.3	21.2	0	22.3	22.4	22.3	22.3	22.2	0	23.1	
	16QAM	1	0	21.3	21.4	21.5	21.4	0	22.3	22.8	22.4	22.4	22.3	0	23.1
		1	49	21.5	21.6	21.7	21.4	0	22.3	22.7	22.0	22.1	22.7	0	23.1
		1	99	21.1	21.5	21.5	21.1	0	22.3	22.5	22.4	22.1	22.0	0	23.1
		50	0	21.3	21.3	21.3	21.2	0	22.3	22.0	21.5	21.8	21.9	0.4	22.7
		50	24	21.2	21.3	21.3	21.2	0	22.3	22.0	21.5	22.0	21.9	0.4	22.7
		50	50	21.2	21.3	21.4	21.1	0	22.3	22.0	21.8	22.0	21.9	0.4	22.7
	100	0	21.1	21.3	21.3	21.2	0	22.3	21.9	21.3	22.0	21.8	0.4	22.7	
	64QAM	1	0	21.2	21.2	21.3	21.1	0	22.3	22.1	21.9	22.1	21.9	0.4	22.7
		1	49	21.1	21.3	21.5	21.1	0	22.3	22.2	22.0	22.3	21.7	0.4	22.7
		1	99	21.0	21.2	21.3	21.1	0	22.3	21.8	22.0	22.0	21.7	0.4	22.7
		50	0	20.6	20.7	20.7	20.5	0.6	21.7	21.0	20.8	20.9	20.9	1.4	21.7
		50	24	20.6	20.7	20.7	20.6	0.6	21.7	20.9	20.9	20.8	20.9	1.4	21.7
		50	50	20.5	20.7	20.8	20.5	0.6	21.7	20.9	20.8	21.0	20.9	1.4	21.7
	100	0	20.6	20.7	20.7	20.5	0.6	21.7	20.9	20.9	20.9	20.9	1.4	21.7	
	256QAM	1	0	18.7	18.8	18.8	18.7	2.6	19.7	19.3	19.0	18.7	18.8	3.4	19.7
		1	49	18.7	18.7	18.8	18.6	2.6	19.7	19.4	19.2	18.9	18.8	3.4	19.7
		1	99	18.6	18.8	18.9	18.6	2.6	19.7	18.9	19.0	18.9	19.1	3.4	19.7
50		0	18.6	18.7	18.7	18.5	2.6	19.7	19.1	18.6	18.9	18.9	3.4	19.7	
50		24	18.6	18.7	18.7	18.6	2.6	19.7	19.0	18.9	19.0	18.9	3.4	19.7	
50		50	18.6	18.7	18.8	18.5	2.6	19.7	18.9	18.8	19.0	18.7	3.4	19.7	
100	0	18.5	18.7	18.7	18.5	2.6	19.7	18.9	18.8	19.0	18.9	3.4	19.7		
15	QPSK	1	0	21.1	21.1	21.1	21.0	0	22.3	22.3	22.2	22.4	22.2	0	23.1
		1	37	21.1	21.2	21.2	21.1	0	22.3	22.4	22.4	22.5	22.2	0	23.1
		1	74	21.1	21.2	21.2	21.0	0	22.3	22.4	22.3	22.4	22.4	0	23.1
		36	0	21.2	21.2	21.2	21.1	0	22.3	22.4	22.3	22.4	22.3	0	23.1
		36	20	21.2	21.2	21.3	21.1	0	22.3	22.4	22.4	22.5	22.3	0	23.1
		36	39	21.2	21.2	21.3	21.1	0	22.3	22.3	22.3	22.5	22.3	0	23.1
	75	0	21.2	21.2	21.2	21.1	0	22.3	22.3	22.5	22.2	22.3	0	23.1	
	16QAM	1	0	21.2	21.3	21.1	21.0	0	22.3	22.2	22.4	22.5	22.1	0	23.1
		1	37	21.3	21.2	21.1	21.0	0	22.3	22.4	22.4	22.4	22.2	0	23.1
		1	74	21.1	21.2	21.1	20.9	0	22.3	22.3	22.3	22.6	22.2	0	23.1
		36	0	21.2	21.3	21.2	21.2	0	22.3	22.1	21.7	21.9	21.8	0.4	22.7
		36	20	21.2	21.3	21.3	21.2	0	22.3	22.1	21.7	22.1	21.9	0.4	22.7
		36	39	21.2	21.2	21.3	21.1	0	22.3	21.9	21.9	22.2	22.0	0.4	22.7
	75	0	21.2	21.3	21.2	21.1	0	22.3	22.0	22.0	22.0	21.9	0.4	22.7	
	64QAM	1	0	21.1	21.1	21.2	21.1	0	22.3	21.9	21.8	21.8	21.7	0.4	22.7
		1	37	21.3	21.2	21.2	21.1	0	22.3	21.8	21.9	21.7	21.7	0.4	22.7
		1	74	21.1	21.1	21.1	21.1	0	22.3	22.0	21.8	22.0	21.7	0.4	22.7
		36	0	20.7	20.6	20.6	20.5	0.6	21.7	21.0	21.0	21.0	20.9	1.4	21.7
		36	20	20.6	20.6	20.7	20.5	0.6	21.7	20.9	20.8	21.0	20.9	1.4	21.7
		36	39	20.6	20.6	20.7	20.5	0.6	21.7	20.9	20.9	21.0	20.9	1.4	21.7
	75	0	20.6	20.7	20.6	20.5	0.6	21.7	21.0	21.0	21.0	21.0	1.4	21.7	
	256QAM	1	0	18.7	18.6	18.5	18.5	2.6	19.7	19.1	18.4	19.0	18.9	3.4	19.7
		1	37	18.6	18.5	18.7	18.4	2.6	19.7	18.8	18.9	19.2	18.7	3.4	19.7
		1	74	18.6	18.6	18.7	18.5	2.6	19.7	19.0	18.8	18.9	18.6	3.4	19.7
36		0	18.7	18.6	18.6	18.5	2.6	19.7	19.1	19.0	19.0	19.0	3.4	19.7	
36		20	18.7	18.7	18.7	18.5	2.6	19.7	19.0	18.4	19.0	18.8	3.4	19.7	
36		39	18.6	18.6	18.7	18.5	2.6	19.7	18.9	18.7	19.0	18.9	3.4	19.7	
75	0	18.6	18.7	18.6	18.5	2.6	19.7	18.9	19.0	19.0	19.0	3.4	19.7		



**LTE Band 48 Measured Results (ANT4) (continued)**

BW (MHz)	Mode	RB Allocation	RB Offset	Mode A Power (dBm)						Mode B Power (dBm)						
				55290	55757	56223	56690	MPR	Max Power	55290	55757	56223	56690	MPR	Max Power	
				3555 MHz	3601.7 MHz	3648.3 MHz	3695 MHz			3555 MHz	3601.7 MHz	3648.3 MHz	3695 MHz			
10	QPSK	1	0	21.3	21.3	21.4	21.2	0	22.3	22.6	22.6	22.6	22.5	0	23.1	
		1	25	21.3	21.4	21.4	21.2	0	22.3	22.6	22.6	22.6	22.5	0	23.1	
		1	49	21.3	21.3	21.4	21.2	0	22.3	22.6	22.6	22.6	22.5	0	23.1	
		25	0	21.4	21.4	21.4	21.3	0	22.3	22.6	22.6	22.7	22.6	0	23.1	
		25	12	21.4	21.4	21.5	21.3	0	22.3	22.7	22.7	22.7	22.6	0	23.1	
		25	25	21.3	21.4	21.4	21.3	0	22.3	22.6	22.6	22.7	22.6	0	23.1	
	16QAM	50	0	21.3	21.4	21.4	21.3	0	22.3	22.6	22.6	22.7	22.6	0	23.1	
		1	0	21.5	21.5	21.4	21.2	0	22.3	22.7	22.6	22.6	22.5	0	23.1	
		1	25	21.4	21.5	21.3	21.1	0	22.3	22.6	22.6	22.6	22.5	0	23.1	
		1	49	21.4	21.5	21.5	21.2	0	22.3	22.6	22.6	22.6	22.6	0	23.1	
		25	0	21.4	21.4	21.5	21.3	0	22.3	22.2	22.2	22.3	22.1	0.4	22.7	
		25	12	21.5	21.4	21.5	21.3	0	22.3	22.3	22.3	22.3	22.2	0.4	22.7	
	64QAM	25	25	21.4	21.4	21.5	21.3	0	22.3	22.2	22.2	22.3	22.2	0.4	22.7	
		50	0	21.3	21.4	21.4	21.3	0	22.3	22.2	22.2	22.3	22.2	0.4	22.7	
		1	0	21.3	21.3	21.3	21.2	0	22.3	22.2	22.2	22.2	22.1	0.4	22.7	
		1	25	21.3	21.3	21.3	21.2	0	22.3	22.2	22.3	22.2	22.1	0.4	22.7	
		1	49	21.2	21.3	21.3	21.2	0	22.3	22.2	22.2	22.2	22.1	0.4	22.7	
		25	0	20.8	20.8	20.8	20.6	0.6	21.7	21.3	21.2	21.2	21.1	1.4	21.7	
	256QAM	25	12	20.8	20.8	20.9	20.7	0.6	21.7	21.3	21.2	21.3	21.1	1.4	21.7	
		25	25	20.7	20.7	20.8	20.6	0.6	21.7	21.2	21.2	21.2	21.1	1.4	21.7	
		50	0	20.7	20.8	20.8	20.7	0.6	21.7	21.2	21.2	21.2	21.1	1.4	21.7	
		1	0	18.7	18.8	18.7	18.6	2.6	19.7	19.1	19.1	19.1	19.0	3.4	19.7	
		1	25	18.8	18.8	18.8	18.6	2.6	19.7	19.2	19.2	19.1	19.1	3.4	19.7	
		1	49	18.6	18.7	18.7	18.6	2.6	19.7	19.1	19.1	19.1	19.0	3.4	19.7	
	5	QPSK	25	0	18.8	18.8	18.8	18.7	2.6	19.7	19.2	19.2	19.2	19.1	3.4	19.7
			25	12	18.8	18.8	18.9	18.7	2.6	19.7	19.3	19.3	19.3	19.1	3.4	19.7
			25	25	18.7	18.7	18.8	18.7	2.6	19.7	19.2	19.2	19.2	19.1	3.4	19.7
			50	0	18.7	18.8	18.8	18.7	2.6	19.7	19.2	19.2	19.2	19.1	3.4	19.7
			1	0	21.3	21.3	21.3	21.2	0	22.3	22.7	22.6	22.6	22.5	0	23.1
			1	12	21.4	21.4	21.4	21.3	0	22.3	22.7	22.6	22.6	22.6	0	23.1
16QAM		1	24	21.3	21.3	21.3	21.2	0	22.3	22.6	22.5	22.6	22.5	0	23.1	
		12	0	21.4	21.4	21.4	21.3	0	22.3	22.7	22.6	22.7	22.5	0	23.1	
		12	7	21.4	21.4	21.5	21.3	0	22.3	22.7	22.6	22.7	22.5	0	23.1	
		12	13	21.3	21.3	21.4	21.3	0	22.3	22.6	22.6	22.7	22.5	0	23.1	
		25	0	21.3	21.3	21.4	21.3	0	22.3	22.6	22.6	22.7	22.5	0	23.1	
		1	0	21.3	21.3	21.4	21.2	0	22.3	22.6	22.5	22.6	22.4	0	23.1	
64QAM		1	12	21.4	21.4	21.5	21.3	0	22.3	22.7	22.6	22.7	22.6	0	23.1	
		1	24	21.4	21.3	21.4	21.2	0	22.3	22.6	22.5	22.6	22.5	0	23.1	
		12	0	21.3	21.5	21.5	21.3	0	22.3	22.3	22.2	22.3	22.0	0.4	22.7	
		12	7	21.2	21.4	21.5	21.3	0	22.3	22.3	22.2	22.3	22.1	0.4	22.7	
		12	13	21.2	21.4	21.5	21.3	0	22.3	22.2	22.1	22.3	22.1	0.4	22.7	
		25	0	21.3	21.3	21.4	21.3	0	22.3	22.2	22.2	22.3	22.1	0.4	22.7	
256QAM		1	0	21.4	21.4	21.4	21.2	0	22.3	22.3	22.2	22.2	22.1	0.4	22.7	
		1	12	21.5	21.4	21.5	21.3	0	22.3	22.3	22.2	22.3	22.2	0.4	22.7	
		1	24	21.3	21.4	21.4	21.2	0	22.3	22.2	22.2	22.3	22.2	0.4	22.7	
		12	0	20.9	20.8	20.8	20.7	0.6	21.7	21.3	21.2	21.2	21.1	1.4	21.7	
		12	7	20.8	20.7	20.9	20.7	0.6	21.7	21.3	21.2	21.3	21.2	1.4	21.7	
		12	13	20.8	20.7	20.8	20.6	0.6	21.7	21.2	21.1	21.2	21.1	1.4	21.7	
256QAM		25	0	20.7	20.7	20.8	20.6	0.6	21.7	21.2	21.1	21.2	21.1	1.4	21.7	
		1	0	18.8	18.8	18.8	18.6	2.6	19.7	19.3	19.2	19.2	19.1	3.4	19.7	
		1	12	18.9	18.8	18.8	18.6	2.6	19.7	19.3	19.3	19.2	19.2	3.4	19.7	
		1	24	18.7	18.7	18.7	18.6	2.6	19.7	19.2	19.1	19.2	19.1	3.4	19.7	
		12	0	18.8	18.8	18.8	18.6	2.6	19.7	19.3	19.2	19.3	19.1	3.4	19.7	
		12	7	18.8	18.7	18.8	18.7	2.6	19.7	19.2	19.2	19.3	19.1	3.4	19.7	
12	13	18.8	18.7	18.8	18.7	2.6	19.7	19.2	19.1	19.2	19.1	3.4	19.7			
25	0	18.8	18.7	18.8	18.7	2.6	19.7	19.2	19.1	19.2	19.1	3.4	19.7			

**LTE Band 53 Measured Results (ANT1)**

BW (MHz)	Mode	RB Allocation	RB Offset	Mode A Power (dBm)				Mode B Power (dBm)			
				60197	MPR	Max Power	60197	MPR	Max Power		
				2489.2 MHz			2489.2 MHz				
10	QPSK	1	0	20.0	0	20.7	20.0	0	20.7		
		1	25	20.2	0	20.7	20.2	0	20.7		
		1	49	20.1	0	20.7	20.1	0	20.7		
		25	0	20.1	0	20.7	20.1	0	20.7		
		25	12	20.2	0	20.7	20.2	0	20.7		
		25	25	20.1	0	20.7	20.1	0	20.7		
		50	0	20.1	0	20.7	20.1	0	20.7		
	16QAM	1	0	20.3	0	20.7	20.3	0	20.7		
		1	25	20.5	0	20.7	20.5	0	20.7		
		1	49	20.4	0	20.7	20.4	0	20.7		
		25	0	20.3	0	20.7	20.3	0	20.7		
		25	12	20.4	0	20.7	20.4	0	20.7		
		25	25	20.3	0	20.7	20.3	0	20.7		
	64QAM	50	0	20.4	0	20.7	20.4	0	20.7		
		1	0	20.2	0	20.7	20.2	0	20.7		
		1	25	20.4	0	20.7	20.4	0	20.7		
		1	49	20.3	0	20.7	20.3	0	20.7		
		25	0	20.3	0	20.7	20.3	0	20.7		
		25	12	20.4	0	20.7	20.4	0	20.7		
	256QAM	25	25	20.4	0	20.7	20.4	0	20.7		
50		0	20.4	0	20.7	20.4	0	20.7			
1		0	20.2	0	20.7	20.2	0	20.7			
1		25	20.4	0	20.7	20.4	0	20.7			
1		49	20.2	0	20.7	20.2	0	20.7			
25		0	20.3	0	20.7	20.3	0	20.7			
25		12	20.4	0	20.7	20.4	0	20.7			
25	25	20.3	0	20.7	20.3	0	20.7				
50	0	20.3	0	20.7	20.3	0	20.7				
BW (MHz)	Mode	RB Allocation	RB Offset	Mode A Power (dBm)				Mode B Power (dBm)			
				60197	MPR	Max Power	60197	MPR	Max Power		
				2489.2 MHz			2489.2 MHz				
5	QPSK	1	0	20.3	0	20.7	20.3	0	20.7		
		1	12	20.4	0	20.7	20.4	0	20.7		
		1	24	20.3	0	20.7	20.3	0	20.7		
		12	0	20.3	0	20.7	20.3	0	20.7		
		12	7	20.4	0	20.7	20.4	0	20.7		
		12	13	20.4	0	20.7	20.4	0	20.7		
		25	0	20.3	0	20.7	20.3	0	20.7		
	16QAM	1	0	20.4	0	20.7	20.4	0	20.7		
		1	12	20.5	0	20.7	20.5	0	20.7		
		1	24	20.3	0	20.7	20.3	0	20.7		
		12	0	20.3	0	20.7	20.3	0	20.7		
		12	7	20.4	0	20.7	20.4	0	20.7		
		12	13	20.4	0	20.7	20.4	0	20.7		
	64QAM	25	0	20.4	0	20.7	20.4	0	20.7		
		1	0	20.3	0	20.7	20.3	0	20.7		
		1	12	20.4	0	20.7	20.4	0	20.7		
		1	24	20.3	0	20.7	20.3	0	20.7		
		12	0	20.4	0	20.7	20.4	0	20.7		
		12	7	20.5	0	20.7	20.5	0	20.7		
	256QAM	12	13	20.5	0	20.7	20.5	0	20.7		
25		0	20.3	0	20.7	20.3	0	20.7			
1		0	20.3	0	20.7	20.3	0	20.7			
1		12	20.4	0	20.7	20.4	0	20.7			
1		24	20.3	0	20.7	20.3	0	20.7			
12		0	20.3	0	20.7	20.3	0	20.7			
12		7	20.5	0	20.7	20.5	0	20.7			
12	13	20.4	0	20.7	20.4	0	20.7				
25	0	20.3	0	20.7	20.3	0	20.7				

**LTE Band 53 Measured Results (ANT1) (continued)**

BW (MHz)	Mode	RB Allocation	RB Offset	Mode A Power (dBm)					Mode B Power (dBm)				
				60155	60197	60240	MPR	Max Power	60155	60197	60240	MPR	Max Power
				2485 MHz	2489.2 MHz	2493.5 MHz			2485 MHz	2489.2 MHz	2493.5 MHz		
3	QPSK	1	0	20.2	20.3	20.3	0	20.7	20.2	20.3	20.3	0	20.7
		1	8	20.3	20.4	20.3	0	20.7	20.3	20.4	20.3	0	20.7
		1	14	20.2	20.3	20.2	0	20.7	20.2	20.3	20.2	0	20.7
		8	0	20.2	20.3	20.4	0	20.7	20.2	20.3	20.4	0	20.7
		8	4	20.3	20.4	20.4	0	20.7	20.3	20.4	20.4	0	20.7
		8	7	20.3	20.5	20.4	0	20.7	20.3	20.5	20.4	0	20.7
	16QAM	15	0	20.3	20.4	20.3	0	20.7	20.3	20.4	20.3	0	20.7
		1	0	20.3	20.3	20.2	0	20.7	20.3	20.3	20.2	0	20.7
		1	8	20.4	20.4	20.3	0	20.7	20.4	20.4	20.3	0	20.7
		1	14	20.3	20.3	20.2	0	20.7	20.3	20.3	20.2	0	20.7
		8	0	20.2	20.3	20.3	0	20.7	20.2	20.3	20.3	0	20.7
		8	4	20.3	20.5	20.3	0	20.7	20.3	20.5	20.3	0	20.7
	64QAM	8	7	20.3	20.4	20.3	0	20.7	20.3	20.4	20.3	0	20.7
		15	0	20.3	20.4	20.3	0	20.7	20.3	20.4	20.3	0	20.7
		1	0	20.2	20.2	20.4	0	20.7	20.2	20.2	20.4	0	20.7
		1	8	20.3	20.4	20.4	0	20.7	20.3	20.4	20.4	0	20.7
		1	14	20.3	20.3	20.3	0	20.7	20.3	20.3	20.3	0	20.7
		8	0	20.2	20.3	20.4	0	20.7	20.2	20.3	20.4	0	20.7
	256QAM	8	4	20.3	20.4	20.4	0	20.7	20.3	20.4	20.4	0	20.7
		8	7	20.3	20.4	20.4	0	20.7	20.3	20.4	20.4	0	20.7
		15	0	20.3	20.4	20.3	0	20.7	20.3	20.4	20.3	0	20.7
		1	0	20.1	20.2	20.1	0	20.7	20.1	20.2	20.1	0	20.7
		1	8	20.3	20.3	20.2	0	20.7	20.3	20.3	20.2	0	20.7
		1	14	20.2	20.2	20.0	0	20.7	20.2	20.2	20.0	0	20.7
1.4	QPSK	8	0	20.2	20.3	20.3	0	20.7	20.2	20.3	20.3	0	20.7
		8	4	20.3	20.5	20.3	0	20.7	20.3	20.5	20.3	0	20.7
		8	7	20.3	20.4	20.4	0	20.7	20.3	20.4	20.4	0	20.7
		6	0	20.3	20.4	20.3	0	20.7	20.3	20.4	20.3	0	20.7
		3	1	20.3	20.4	20.3	0	20.7	20.3	20.4	20.3	0	20.7
		3	3	20.3	20.4	20.3	0	20.7	20.3	20.4	20.3	0	20.7
	16QAM	6	0	20.3	20.4	20.3	0	20.7	20.3	20.4	20.3	0	20.7
		1	0	20.1	20.4	20.2	0	20.7	20.1	20.4	20.2	0	20.7
		1	3	20.3	20.5	20.4	0	20.7	20.3	20.5	20.4	0	20.7
		1	5	20.3	20.4	20.3	0	20.7	20.3	20.4	20.3	0	20.7
		3	0	20.2	20.5	20.2	0	20.7	20.2	20.5	20.2	0	20.7
		3	1	20.2	20.4	20.3	0	20.7	20.2	20.4	20.3	0	20.7
	64QAM	3	3	20.3	20.4	20.3	0	20.7	20.3	20.4	20.3	0	20.7
		6	0	20.2	20.4	20.3	0	20.7	20.2	20.4	20.3	0	20.7
		1	0	20.2	20.3	20.3	0	20.7	20.2	20.3	20.3	0	20.7
		1	3	20.2	20.3	20.4	0	20.7	20.2	20.3	20.4	0	20.7
		1	5	20.2	20.3	20.3	0	20.7	20.2	20.3	20.3	0	20.7
		3	0	20.3	20.4	20.3	0	20.7	20.3	20.4	20.3	0	20.7
256QAM	3	1	20.3	20.4	20.3	0	20.7	20.3	20.4	20.3	0	20.7	
	3	3	20.3	20.4	20.3	0	20.7	20.3	20.4	20.3	0	20.7	
	6	0	20.3	20.4	20.3	0	20.7	20.3	20.4	20.3	0	20.7	
	1	0	20.3	20.1	20.2	0	20.7	20.3	20.1	20.2	0	20.7	
	1	3	20.3	20.5	20.4	0	20.7	20.3	20.5	20.4	0	20.7	
	1	5	20.0	20.2	20.2	0	20.7	20.0	20.2	20.2	0	20.7	

**LTE Band 53 Measured Results (ANT2)**

BW (MHz)	Mode	RB Allocation	RB Offset	Mode A Power (dBm)				Mode B Power (dBm)			
				60197	MPR	Max Power	60197	MPR	Max Power		
				2489.2 MHz			2489.2 MHz				
10	QPSK	1	0	19.0	0	20.4	19.0	0	20.7		
		1	25	19.0	0	20.4	19.0	0	20.7		
		1	49	19.0	0	20.4	19.0	0	20.7		
		25	0	19.0	0	20.4	19.0	0	20.7		
		25	12	19.0	0	20.4	19.0	0	20.7		
		25	25	19.0	0	20.4	19.0	0	20.7		
		50	0	19.0	0	20.4	19.0	0	20.7		
	16QAM	1	0	18.9	0	20.4	18.9	0	20.7		
		1	25	19.0	0	20.4	19.0	0	20.7		
		1	49	18.9	0	20.4	18.9	0	20.7		
		25	0	18.9	0	20.4	18.9	0	20.7		
		25	12	19.0	0	20.4	19.0	0	20.7		
		25	25	19.0	0	20.4	19.0	0	20.7		
	64QAM	1	0	18.8	0	20.4	18.8	0	20.7		
		1	25	18.9	0	20.4	18.9	0	20.7		
		1	49	18.8	0	20.4	18.8	0	20.7		
		25	0	18.8	0	20.4	18.8	0	20.7		
		25	12	19.0	0	20.4	19.0	0	20.7		
		25	25	18.9	0	20.4	18.9	0	20.7		
	256QAM	50	0	18.9	0	20.4	18.9	0	20.7		
		1	0	18.0	1.7	18.7	18.0	2	18.7		
		1	25	18.2	1.7	18.7	18.2	2	18.7		
		1	49	18.1	1.7	18.7	18.1	2	18.7		
		25	0	18.1	1.7	18.7	18.1	2	18.7		
		25	12	18.3	1.7	18.7	18.3	2	18.7		
25		25	18.3	1.7	18.7	18.3	2	18.7			
50	0	18.2	1.7	18.7	18.2	2	18.7				
BW (MHz)	Mode	RB Allocation	RB Offset	Mode A Power (dBm)				Mode B Power (dBm)			
				60197	MPR	Max Power	60197	MPR	Max Power		
				2489.2 MHz			2489.2 MHz				
5	QPSK	1	0	18.9	0	20.4	18.9	0	20.7		
		1	12	19.0	0	20.4	19.0	0	20.7		
		1	24	18.9	0	20.4	18.9	0	20.7		
		12	0	19.0	0	20.4	19.0	0	20.7		
		12	7	19.0	0	20.4	19.0	0	20.7		
		12	13	19.0	0	20.4	19.0	0	20.7		
		25	0	19.0	0	20.4	19.0	0	20.7		
	16QAM	1	0	18.9	0	20.4	18.9	0	20.7		
		1	12	19.0	0	20.4	19.0	0	20.7		
		1	24	18.9	0	20.4	18.9	0	20.7		
		12	0	18.8	0	20.4	18.8	0	20.7		
		12	7	18.9	0	20.4	18.9	0	20.7		
		12	13	18.9	0	20.4	18.9	0	20.7		
	64QAM	25	0	18.9	0	20.4	18.9	0	20.7		
		1	0	18.8	0	20.4	18.8	0	20.7		
		1	12	18.8	0	20.4	18.8	0	20.7		
		1	24	18.8	0	20.4	18.8	0	20.7		
		12	0	18.8	0	20.4	18.8	0	20.7		
		12	7	18.9	0	20.4	18.9	0	20.7		
	256QAM	12	13	18.9	0	20.4	18.9	0	20.7		
		25	0	18.9	0	20.4	18.9	0	20.7		
		1	0	18.0	1.7	18.7	18.0	2	18.7		
		1	12	18.2	1.7	18.7	18.2	2	18.7		
		1	24	18.1	1.7	18.7	18.1	2	18.7		
		12	0	18.1	1.7	18.7	18.1	2	18.7		
12		7	18.2	1.7	18.7	18.2	2	18.7			
12	13	18.2	1.7	18.7	18.2	2	18.7				
25	0	18.2	1.7	18.7	18.2	2	18.7				

**LTE Band 53 Measured Results (ANT2) (continued)**

BW (MHz)	Mode	RB Allocation	RB Offset	Mode A Power (dBm)					Mode B Power (dBm)				
				60155	60197	60240	MPR	Max Power	60155	60197	60240	MPR	Max Power
				2485 MHz	2489.2 MHz	2493.5 MHz			2485 MHz	2489.2 MHz	2493.5 MHz		
3	QPSK	1	0	18.8	18.9	18.9	0	20.4	19.0	19.0	19.0	0	20.7
		1	8	19.0	19.0	19.0	0	20.4	19.1	19.1	19.1	0	20.7
		1	14	18.8	18.9	18.8	0	20.4	19.0	19.0	18.9	0	20.7
		8	0	19.0	19.0	19.0	0	20.4	19.0	19.0	19.1	0	20.7
		8	4	19.0	19.1	19.0	0	20.4	19.1	19.2	19.1	0	20.7
		8	7	19.0	19.0	19.0	0	20.4	19.1	19.1	19.0	0	20.7
		15	0	19.0	19.0	19.0	0	20.4	19.1	19.2	19.1	0	20.7
	16QAM	1	0	18.9	18.8	18.9	0	20.4	18.9	18.8	18.9	0	20.7
		1	8	19.0	18.9	19.0	0	20.4	19.0	18.9	19.0	0	20.7
		1	14	19.0	18.8	18.8	0	20.4	19.0	18.8	18.8	0	20.7
		8	0	18.9	19.0	18.9	0	20.4	18.9	19.0	18.9	0	20.7
		8	4	19.0	19.0	18.9	0	20.4	19.0	19.0	18.9	0	20.7
		8	7	19.0	19.0	18.9	0	20.4	19.0	19.0	18.9	0	20.7
		15	0	19.0	19.0	18.9	0	20.4	19.0	19.0	18.9	0	20.7
	64QAM	1	0	18.8	18.7	18.8	0	20.4	18.8	18.7	18.8	0	20.7
		1	8	18.8	18.9	18.8	0	20.4	18.8	18.9	18.8	0	20.7
		1	14	18.9	19.2	18.7	0	20.4	18.9	19.2	18.7	0	20.7
		8	0	18.9	18.9	18.9	0	20.4	18.9	18.9	18.9	0	20.7
		8	4	18.9	18.9	18.9	0	20.4	18.9	18.9	18.9	0	20.7
		8	7	19.0	19.0	18.9	0	20.4	19.0	19.0	18.9	0	20.7
		15	0	18.9	19.0	18.9	0	20.4	18.9	19.0	18.9	0	20.7
	256QAM	1	0	18.0	18.2	18.3	1.7	18.7	18.0	18.2	18.3	2	18.7
		1	8	18.2	18.2	18.1	1.7	18.7	18.2	18.2	18.1	2	18.7
		1	14	18.2	18.2	18.1	1.7	18.7	18.2	18.2	18.1	2	18.7
8		0	18.2	18.2	18.2	1.7	18.7	18.2	18.2	18.2	2	18.7	
8		4	18.2	18.3	18.2	1.7	18.7	18.2	18.3	18.2	2	18.7	
8		7	18.2	18.3	18.2	1.7	18.7	18.2	18.3	18.2	2	18.7	
15		0	18.2	18.2	18.2	1.7	18.7	18.2	18.2	18.2	2	18.7	
1.4	QPSK	1	0	18.9	19.0	19.0	0	20.4	18.9	19.0	19.0	0	20.7
		1	3	19.0	19.0	18.9	0	20.4	19.0	19.0	18.9	0	20.7
		1	5	18.9	19.0	18.9	0	20.4	18.9	19.0	18.9	0	20.7
		3	0	18.9	19.0	18.9	0	20.4	18.9	19.0	18.9	0	20.7
		3	1	19.0	19.0	19.1	0	20.4	19.0	19.0	19.1	0	20.7
		3	3	18.9	19.0	19.0	0	20.4	18.9	19.0	19.0	0	20.7
		6	0	19.0	19.0	18.9	0	20.4	19.0	19.0	18.9	0	20.7
	16QAM	1	0	18.9	19.1	19.0	0	20.4	18.9	19.1	19.0	0	20.7
		1	3	18.9	19.1	19.0	0	20.4	18.9	19.1	19.0	0	20.7
		1	5	18.9	19.1	19.1	0	20.4	18.9	19.1	19.1	0	20.7
		3	0	18.9	19.1	18.9	0	20.4	18.9	19.1	18.9	0	20.7
		3	1	18.9	18.8	18.8	0	20.4	18.9	18.8	18.8	0	20.7
		3	3	18.9	19.0	19.0	0	20.4	18.9	19.0	19.0	0	20.7
		6	0	18.9	18.9	18.9	0	20.4	18.9	18.9	18.9	0	20.7
	64QAM	1	0	18.8	18.8	18.9	0	20.4	18.8	18.8	18.9	0	20.7
		1	3	18.9	18.8	18.9	0	20.4	18.9	18.8	18.9	0	20.7
		1	5	18.9	18.7	18.8	0	20.4	18.9	18.7	18.8	0	20.7
		3	0	18.8	18.9	18.8	0	20.4	18.8	18.9	18.8	0	20.7
		3	1	18.9	18.9	18.8	0	20.4	18.9	18.9	18.8	0	20.7
		3	3	18.8	18.8	18.8	0	20.4	18.8	18.8	18.8	0	20.7
		6	0	18.8	19.0	18.9	0	20.4	18.8	19.0	18.9	0	20.7
	256QAM	1	0	18.2	17.7	17.7	1.7	18.7	18.2	17.7	17.7	2	18.7
		1	3	18.2	18.3	18.2	1.7	18.7	18.2	18.3	18.2	2	18.7
		1	5	18.2	18.1	18.0	1.7	18.7	18.2	18.1	18.0	2	18.7
3		0	18.2	18.1	18.1	1.7	18.7	18.2	18.1	18.1	2	18.7	
3		1	18.2	18.2	18.0	1.7	18.7	18.2	18.2	18.0	2	18.7	
3		3	18.1	18.2	18.3	1.7	18.7	18.1	18.2	18.3	2	18.7	
6		0	18.1	18.2	18.3	1.7	18.7	18.1	18.2	18.3	2	18.7	

**LTE Band 66 Measured Results (ANT1)**

BW (MHz)	Mode	RB Allocation	RB Offset	Mode A Power (dBm)					Mode B Power (dBm)				
				132072	132322	132572	MPR	Max Power	132072	132322	132572	MPR	Max Power
				1720 MHz	1745 MHz	1770 MHz			1720 MHz	1745 MHz	1770 MHz		
20	QPSK	1	0	24.0	23.8	23.8	0	24.2	19.0	19.0	18.9	0	20.0
		1	49	23.8	23.8	23.7	0	24.2	19.1	19.1	19.1	0	20.0
		1	99	23.9	23.8	23.6	0	24.2	19.0	19.0	18.9	0	20.0
		50	0	23.8	23.8	23.7	0	24.2	19.0	19.0	18.9	0	20.0
		50	24	23.9	23.8	23.7	0	24.2	19.1	19.0	19.1	0	20.0
		50	50	23.9	23.8	23.7	0	24.2	19.1	19.0	18.9	0	20.0
	16QAM	100	0	23.4	23.4	23.3	0	24.2	18.7	18.6	18.5	0	20.0
		1	0	23.8	23.7	23.7	0	24.2	19.1	19.1	19.0	0	20.0
		1	49	24.0	23.8	23.8	0	24.2	19.2	19.2	19.0	0	20.0
		1	99	23.7	23.6	23.6	0	24.2	19.1	19.1	18.9	0	20.0
		50	0	23.2	23.2	23.2	0.5	23.7	18.8	18.9	18.8	0	20.0
		50	24	23.3	23.2	23.1	0.5	23.7	18.9	18.9	18.8	0	20.0
	64QAM	50	50	23.3	23.2	23.1	0.5	23.7	18.9	18.8	18.8	0	20.0
		100	0	23.3	23.2	23.1	0.5	23.7	18.9	18.8	18.8	0	20.0
		1	0	23.5	23.5	23.5	0.5	23.7	19.0	19.0	18.9	0	20.0
		1	49	23.6	23.6	23.5	0.5	23.7	19.0	19.2	18.9	0	20.0
		1	99	23.5	23.4	23.3	0.5	23.7	19.0	19.0	18.8	0	20.0
		50	0	22.3	22.3	22.2	1.5	22.7	18.8	18.8	18.8	0	20.0
	256QAM	50	24	22.4	22.3	22.2	1.5	22.7	18.9	18.8	18.8	0	20.0
		50	50	22.4	22.2	22.2	1.5	22.7	18.9	18.8	18.7	0	20.0
		100	0	22.4	22.2	22.2	1.5	22.7	18.9	18.8	18.7	0	20.0
		1	0	20.4	20.4	20.4	3.5	20.7	19.0	19.0	18.9	0	20.0
		1	49	20.4	20.5	20.4	3.5	20.7	19.0	19.0	18.8	0	20.0
		1	99	20.4	20.4	20.3	3.5	20.7	19.0	18.9	18.8	0	20.0
15	QPSK	50	0	20.3	20.3	20.3	3.5	20.7	18.8	18.8	18.8	0	20.0
		50	24	20.4	20.2	20.2	3.5	20.7	18.9	18.8	18.8	0	20.0
		50	50	20.4	20.2	20.2	3.5	20.7	18.9	18.8	18.7	0	20.0
		100	0	20.4	20.2	20.2	3.5	20.7	18.9	18.8	18.7	0	20.0
		1	0	23.5	23.4	23.3	0	24.2	18.7	18.6	18.5	0	20.0
		1	37	23.5	23.4	23.2	0	24.2	18.7	18.6	18.5	0	20.0
	16QAM	1	74	23.5	23.4	23.2	0	24.2	18.7	18.6	18.4	0	20.0
		36	0	23.5	23.4	23.3	0	24.2	18.8	18.6	18.6	0	20.0
		36	20	23.5	23.4	23.3	0	24.2	18.8	18.6	18.5	0	20.0
		36	39	23.5	23.4	23.3	0	24.2	18.7	18.6	18.5	0	20.0
		75	0	23.5	23.4	23.3	0	24.2	18.7	18.6	18.5	0	20.0
		1	0	23.8	23.7	23.5	0	24.2	19.1	19.1	18.9	0	20.0
	64QAM	1	37	23.7	23.7	23.6	0	24.2	19.1	19.1	18.9	0	20.0
		1	74	23.8	23.7	23.5	0	24.2	19.1	19.0	18.8	0	20.0
		36	0	23.4	23.3	23.2	0.5	23.7	18.8	18.9	18.8	0	20.0
		36	20	23.3	23.2	23.1	0.5	23.7	18.9	18.8	18.8	0	20.0
		36	39	23.3	23.2	23.1	0.5	23.7	18.9	18.8	18.7	0	20.0
		75	0	23.3	23.2	23.1	0.5	23.7	18.9	18.8	18.7	0	20.0
	256QAM	1	0	23.5	23.4	23.4	0.5	23.7	19.1	19.1	18.9	0	20.0
		1	37	23.4	23.6	23.4	0.5	23.7	19.1	19.1	18.9	0	20.0
		1	74	23.5	23.6	23.3	0.5	23.7	19.1	19.1	18.8	0	20.0
		36	0	22.4	22.2	22.2	1.5	22.7	18.8	18.8	18.7	0	20.0
		36	20	22.4	22.2	22.2	1.5	22.7	18.9	18.8	18.7	0	20.0
		36	39	22.4	22.2	22.2	1.5	22.7	18.9	18.8	18.7	0	20.0
256QAM	75	0	22.4	22.2	22.2	1.5	22.7	18.9	18.8	18.7	0	20.0	
	1	0	20.4	20.3	20.3	3.5	20.7	18.9	19.0	18.8	0	20.0	
	1	37	20.5	20.3	20.3	3.5	20.7	19.0	19.0	18.8	0	20.0	
	1	74	20.5	20.2	20.3	3.5	20.7	19.1	19.0	18.8	0	20.0	
	36	0	20.4	20.3	20.2	3.5	20.7	18.8	18.8	18.8	0	20.0	
	36	20	20.4	20.2	20.2	3.5	20.7	18.9	18.8	18.7	0	20.0	
256QAM	36	39	20.4	20.2	20.1	3.5	20.7	18.9	18.8	18.7	0	20.0	
	75	0	20.4	20.2	20.2	3.5	20.7	18.9	18.8	18.7	0	20.0	

**LTE Band 66 Measured Results (ANT1) (continued)**

BW (MHz)	Mode	RB Allocation	RB Offset	Mode A Power (dBm)					Mode B Power (dBm)				
				132022	132322	132622	MPR	Max Power	132022	132322	132622	MPR	Max Power
				1715 MHz	1745 MHz	1775 MHz			1715 MHz	1745 MHz	1775 MHz		
10	QPSK	1	0	23.6	23.5	23.4	0	24.2	18.9	18.8	18.7	0	20.0
		1	25	23.6	23.6	23.4	0	24.2	18.9	18.9	18.7	0	20.0
		1	49	23.6	23.5	23.3	0	24.2	18.9	18.8	18.6	0	20.0
		25	0	23.6	23.5	23.4	0	24.2	18.9	18.8	18.7	0	20.0
		25	12	23.7	23.5	23.4	0	24.2	19.0	18.8	18.7	0	20.0
		25	25	23.6	23.5	23.4	0	24.2	18.9	18.8	18.7	0	20.0
	16QAM	50	0	23.6	23.5	23.4	0	24.2	18.9	18.8	18.7	0	20.0
		1	0	24.0	23.9	23.9	0	24.2	19.3	19.3	19.2	0	20.0
		1	25	24.0	23.8	23.8	0	24.2	19.3	19.3	19.1	0	20.0
		1	49	24.0	23.8	23.8	0	24.2	19.3	19.3	19.1	0	20.0
		25	0	23.5	23.4	23.3	0.5	23.7	19.0	19.0	18.9	0	20.0
		25	12	23.5	23.4	23.3	0.5	23.7	19.1	19.0	18.9	0	20.0
	64QAM	25	25	23.5	23.4	23.2	0.5	23.7	19.1	19.0	18.9	0	20.0
		50	0	23.5	23.3	23.3	0.5	23.7	19.0	19.0	18.9	0	20.0
		1	0	23.6	23.7	23.6	0.5	23.7	19.2	19.1	19.1	0	20.0
		1	25	23.7	23.7	23.6	0.5	23.7	19.2	19.2	19.1	0	20.0
		1	49	23.6	23.7	23.6	0.5	23.7	19.2	19.2	19.0	0	20.0
		25	0	22.5	22.4	22.3	1.5	22.7	19.0	19.0	18.9	0	20.0
	256QAM	25	12	22.6	22.4	22.4	1.5	22.7	19.1	19.0	18.9	0	20.0
		25	25	22.5	22.4	22.3	1.5	22.7	19.0	19.0	18.9	0	20.0
		50	0	22.5	22.4	22.3	1.5	22.7	19.1	19.0	18.9	0	20.0
		1	0	20.5	20.5	20.4	3.5	20.7	19.1	19.0	19.0	0	20.0
		1	25	20.6	20.7	20.5	3.5	20.7	19.2	19.1	19.1	0	20.0
		1	49	20.6	20.5	20.4	3.5	20.7	19.2	19.0	19.0	0	20.0
	5	QPSK	25	0	20.5	20.4	20.3	3.5	20.7	18.9	19.0	18.9	0
25			12	20.5	20.4	20.3	3.5	20.7	19.0	19.0	18.9	0	20.0
25			25	20.5	20.4	20.3	3.5	20.7	19.0	19.0	18.8	0	20.0
50			0	20.5	20.4	20.3	3.5	20.7	19.0	19.0	18.8	0	20.0
1			0	23.5	23.4	23.4	0	24.2	18.8	18.7	18.6	0	20.0
1			12	23.7	23.6	23.5	0	24.2	19.0	18.9	18.8	0	20.0
16QAM		1	24	23.5	23.5	23.3	0	24.2	18.8	18.8	18.6	0	20.0
		12	0	23.6	23.5	23.4	0	24.2	18.9	18.8	18.7	0	20.0
		12	7	23.7	23.6	23.4	0	24.2	18.9	18.9	18.7	0	20.0
		12	13	23.6	23.6	23.4	0	24.2	18.9	18.8	18.7	0	20.0
	25	0	23.6	23.5	23.4	0	24.2	18.9	18.8	18.7	0	20.0	
	1	0	24.1	23.9	23.7	0	24.2	19.3	19.3	19.1	0	20.0	
64QAM	1	12	24.2	24.1	23.9	0	24.2	19.4	19.3	19.3	0	20.0	
	1	24	24.0	23.9	23.7	0	24.2	19.3	19.3	19.1	0	20.0	
	12	0	23.6	23.3	23.3	0.5	23.7	19.0	19.0	18.9	0	20.0	
	12	7	23.6	23.4	23.4	0.5	23.7	19.0	19.0	18.9	0	20.0	
	12	13	23.6	23.4	23.4	0.5	23.7	19.0	19.1	18.9	0	20.0	
	25	0	23.5	23.3	23.3	0.5	23.7	18.9	19.0	18.8	0	20.0	
256QAM	1	0	23.7	23.6	23.5	0.5	23.7	19.1	19.1	18.9	0	20.0	
	1	12	23.7	23.7	23.6	0.5	23.7	19.2	19.2	19.0	0	20.0	
	1	24	23.7	23.6	23.5	0.5	23.7	19.1	19.1	18.9	0	20.0	
	12	0	22.5	22.4	22.4	1.5	22.7	19.0	19.0	18.9	0	20.0	
	12	7	22.5	22.5	22.4	1.5	22.7	19.0	19.0	18.9	0	20.0	
	12	13	22.5	22.5	22.4	1.5	22.7	19.0	19.1	18.9	0	20.0	
256QAM	25	0	22.5	22.4	22.3	1.5	22.7	19.0	19.0	18.9	0	20.0	
	1	0	20.6	20.5	20.3	3.5	20.7	19.0	19.1	19.0	0	20.0	
	1	12	20.7	20.7	20.4	3.5	20.7	19.2	19.2	19.1	0	20.0	
	1	24	20.7	20.6	20.3	3.5	20.7	19.1	19.1	18.9	0	20.0	
	12	0	20.5	20.3	20.3	3.5	20.7	19.0	18.9	18.8	0	20.0	
	12	7	20.6	20.5	20.3	3.5	20.7	19.0	19.0	18.9	0	20.0	
256QAM	12	13	20.5	20.4	20.3	3.5	20.7	19.0	19.0	18.8	0	20.0	
	25	0	20.5	20.3	20.3	3.5	20.7	19.0	18.9	18.8	0	20.0	

**LTE Band 66 Measured Results (ANT1) (continued)**

BW (MHz)	Mode	RB Allocation	RB Offset	Mode A Power (dBm)					Mode B Power (dBm)					
				131987	132322	132657	MPR	Max Power	131987	132322	132657	MPR	Max Power	
				1711.5 MHz	1745 MHz	1778.5 MHz			1711.5 MHz	1745 MHz	1778.5 MHz			
3	QPSK	1	0	23.5	23.5	23.3	0	24.2	18.8	18.7	18.5	0	20.0	
		1	8	23.7	23.6	23.4	0	24.2	18.9	18.9	18.7	0	20.0	
		1	14	23.6	23.5	23.3	0	24.2	18.8	18.8	18.6	0	20.0	
		8	0	23.6	23.6	23.4	0	24.2	18.9	18.8	18.7	0	20.0	
		8	4	23.7	23.6	23.4	0	24.2	18.9	18.9	18.7	0	20.0	
		8	7	23.7	23.6	23.4	0	24.2	18.9	18.9	18.7	0	20.0	
	16QAM	15	0	23.6	23.6	23.4	0	24.2	18.9	18.8	18.6	0	20.0	
		1	0	23.9	23.9	23.7	0	24.2	19.2	19.2	19.1	0	20.0	
		1	8	24.0	24.0	23.8	0	24.2	19.3	19.3	19.2	0	20.0	
		1	14	23.9	23.9	23.7	0	24.2	19.2	19.2	19.1	0	20.0	
		8	0	23.5	23.4	23.3	0.5	23.7	19.0	19.0	18.9	0	20.0	
		8	4	23.6	23.5	23.4	0.5	23.7	19.1	19.1	18.9	0	20.0	
	64QAM	8	7	23.6	23.5	23.4	0.5	23.7	19.1	19.1	18.9	0	20.0	
		15	0	23.5	23.4	23.2	0.5	23.7	19.0	18.9	18.9	0	20.0	
		1	0	23.6	23.7	23.4	0.5	23.7	19.1	19.1	19.0	0	20.0	
		1	8	23.7	23.7	23.6	0.5	23.7	19.2	19.2	19.1	0	20.0	
		1	14	23.6	23.6	23.5	0.5	23.7	19.1	19.2	19.0	0	20.0	
		8	0	22.6	22.5	22.3	1.5	22.7	19.0	18.9	18.9	0	20.0	
	256QAM	8	4	22.6	22.5	22.4	1.5	22.7	19.0	19.0	18.9	0	20.0	
		8	7	22.6	22.5	22.4	1.5	22.7	19.0	19.0	18.9	0	20.0	
		15	0	22.6	22.5	22.3	1.5	22.7	19.0	18.9	18.9	0	20.0	
		1	0	20.6	20.5	20.4	3.5	20.7	18.9	19.0	18.9	0	20.0	
		1	8	20.7	20.6	20.5	3.5	20.7	19.2	19.1	19.0	0	20.0	
		1	14	20.6	20.6	20.4	3.5	20.7	19.0	19.1	18.9	0	20.0	
	1.4	QPSK	8	0	20.5	20.4	20.2	3.5	20.7	19.0	19.0	18.8	0	20.0
			8	4	20.5	20.5	20.3	3.5	20.7	19.0	19.0	18.9	0	20.0
			8	7	20.5	20.4	20.3	3.5	20.7	19.0	19.1	18.9	0	20.0
			15	0	20.5	20.4	20.3	3.5	20.7	19.0	18.9	18.8	0	20.0
			1	0	23.6	23.5	23.4	0	24.2	18.8	18.8	18.7	0	20.0
			1	3	23.6	23.5	23.4	0	24.2	18.9	18.8	18.7	0	20.0
16QAM		1	5	23.6	23.5	23.4	0	24.2	18.9	18.8	18.7	0	20.0	
		3	0	23.6	23.5	23.4	0	24.2	18.9	18.8	18.6	0	20.0	
		3	1	23.6	23.5	23.4	0	24.2	18.9	18.9	18.6	0	20.0	
		3	3	23.6	23.5	23.4	0	24.2	18.9	18.8	18.6	0	20.0	
		6	0	23.6	23.5	23.4	0	24.2	18.9	18.8	18.6	0	20.0	
		1	0	23.4	23.9	23.4	0	24.2	19.4	19.3	19.1	0	20.0	
64QAM		1	3	23.9	23.8	23.7	0	24.2	19.3	19.4	19.2	0	20.0	
		1	5	23.9	23.8	23.7	0	24.2	19.3	19.3	19.1	0	20.0	
		3	0	23.6	23.6	23.6	0	24.2	19.2	19.2	19.0	0	20.0	
		3	1	23.6	23.6	23.6	0	24.2	19.2	19.2	19.0	0	20.0	
		3	3	23.6	23.6	23.6	0	24.2	19.2	19.2	19.0	0	20.0	
		6	0	23.5	23.6	23.6	0.5	23.7	19.1	19.0	18.9	0	20.0	
256QAM		1	0	23.7	23.7	23.4	0.5	23.7	19.2	19.2	19.0	0	20.0	
		1	3	23.7	23.7	23.5	0.5	23.7	19.2	19.2	19.1	0	20.0	
		1	5	23.7	23.7	23.5	0.5	23.7	19.1	19.2	19.0	0	20.0	
		3	0	23.6	23.6	23.4	0.5	23.7	19.0	19.1	18.9	0	20.0	
		3	1	23.7	23.6	23.4	0.5	23.7	19.0	19.1	18.9	0	20.0	
		3	3	23.6	23.6	23.4	0.5	23.7	19.0	19.1	18.9	0	20.0	
256QAM		6	0	22.5	22.5	22.3	1.5	22.7	19.0	19.0	18.8	0	20.0	
		1	0	20.6	20.4	20.4	3.5	20.7	19.1	19.1	19.0	0	20.0	
		1	3	20.7	20.5	20.4	3.5	20.7	19.1	19.1	18.9	0	20.0	
		1	5	20.6	20.5	20.4	3.5	20.7	19.1	19.1	18.9	0	20.0	
		3	0	20.5	20.5	20.3	3.5	20.7	19.1	19.0	18.9	0	20.0	
		3	1	20.5	20.5	20.3	3.5	20.7	19.1	19.1	18.9	0	20.0	
256QAM	3	3	20.6	20.5	20.3	3.5	20.7	19.1	19.1	18.9	0	20.0		
	6	0	20.4	20.5	20.2	3.5	20.7	19.0	19.1	18.8	0	20.0		



**LTE Band 66 Measured Results (ANT2)**

BW (MHz)	Mode	RB Allocation	RB Offset	Mode A Power (dBm)					Mode B Power (dBm)				
				132072	132322	132572	MPR	Max Power	132072	132322	132572	MPR	Max Power
				1720 MHz	1745 MHz	1770 MHz			1720 MHz	1745 MHz	1770 MHz		
20	QPSK	1	0	17.2	17.2	17.2	0	18.1	17.5	17.5	17.4	0	18.3
		1	49	17.1	17.1	17.1	0	18.1	17.4	17.4	17.4	0	18.3
		1	99	17.1	17.1	17.0	0	18.1	17.4	17.4	17.3	0	18.3
		50	0	17.2	17.2	17.1	0	18.1	17.4	17.4	17.4	0	18.3
		50	24	17.2	17.2	17.1	0	18.1	17.5	17.5	17.4	0	18.3
		50	50	17.2	17.2	17.2	0	18.1	17.5	17.5	17.4	0	18.3
	16QAM	100	0	17.2	17.2	17.1	0	18.1	17.5	17.5	17.4	0	18.3
		1	0	17.7	17.6	17.7	0	18.1	18.0	17.9	18.0	0	18.3
		1	49	17.7	17.7	17.7	0	18.1	18.0	17.9	18.0	0	18.3
		1	99	17.7	17.6	17.6	0	18.1	18.0	18.0	17.9	0	18.3
		50	0	17.4	17.3	17.4	0	18.1	17.8	17.6	17.7	0	18.3
		50	24	17.4	17.3	17.4	0	18.1	17.8	17.7	17.7	0	18.3
	64QAM	50	50	17.4	17.3	17.4	0	18.1	17.8	17.6	17.7	0	18.3
		100	0	17.4	17.3	17.4	0	18.1	17.7	17.6	17.7	0	18.3
		1	0	17.6	17.5	17.6	0	18.1	17.9	17.7	17.9	0	18.3
		1	49	17.5	17.4	17.6	0	18.1	17.9	17.7	17.9	0	18.3
		1	99	17.6	17.5	17.4	0	18.1	17.9	17.8	17.8	0	18.3
		50	0	17.4	17.3	17.4	0	18.1	17.8	17.6	17.7	0	18.3
	256QAM	50	24	17.5	17.4	17.4	0	18.1	17.8	17.6	17.7	0	18.3
		50	50	17.4	17.3	17.4	0	18.1	17.7	17.6	17.7	0	18.3
		100	0	17.4	17.3	17.4	0	18.1	17.8	17.7	17.7	0	18.3
		1	0	17.5	17.4	17.5	0	18.1	17.9	17.7	17.9	0	18.3
		1	49	17.5	17.4	17.6	0	18.1	17.9	17.7	17.9	0	18.3
		1	99	17.5	17.5	17.6	0	18.1	17.9	17.8	17.9	0	18.3
15	QPSK	50	0	17.5	17.3	17.4	0	18.1	17.8	17.6	17.7	0	18.3
		50	24	17.5	17.4	17.4	0	18.1	17.8	17.7	17.7	0	18.3
		50	50	17.4	17.4	17.5	0	18.1	17.7	17.6	17.8	0	18.3
		100	0	17.4	17.4	17.5	0	18.1	17.7	17.6	17.8	0	18.3
		1	0	17.4	17.4	17.4	0	18.1	17.8	17.7	17.7	0	18.3
		1	49	17.4	17.4	17.4	0	18.1	17.8	17.7	17.7	0	18.3
	16QAM	1	0	17.4	17.4	17.4	0	18.1	17.8	17.7	17.7	0	18.3
		1	37	17.3	17.3	17.4	0	18.1	17.7	17.5	17.7	0	18.3
		1	74	17.4	17.3	17.3	0	18.1	17.7	17.6	17.6	0	18.3
		36	0	17.4	17.3	17.4	0	18.1	17.7	17.5	17.7	0	18.3
		36	20	17.5	17.3	17.5	0	18.1	17.7	17.6	17.8	0	18.3
		36	39	17.4	17.3	17.4	0	18.1	17.7	17.6	17.7	0	18.3
64QAM	75	0	17.4	17.3	17.4	0	18.1	17.7	17.6	17.7	0	18.3	
	1	0	17.6	17.5	17.6	0	18.1	17.9	17.9	18.0	0	18.3	
	1	37	17.6	17.5	17.7	0	18.1	17.9	17.8	17.9	0	18.3	
	1	74	17.7	17.5	17.6	0	18.1	17.9	17.9	17.9	0	18.3	
	36	0	17.4	17.3	17.4	0	18.1	17.7	17.6	17.7	0	18.3	
	36	20	17.4	17.3	17.4	0	18.1	17.7	17.6	17.8	0	18.3	
256QAM	36	39	17.4	17.3	17.4	0	18.1	17.7	17.6	17.8	0	18.3	
	75	0	17.4	17.3	17.4	0	18.1	17.7	17.6	17.7	0	18.3	
	1	0	17.4	17.4	17.5	0	18.1	17.8	17.7	17.8	0	18.3	
	1	37	17.5	17.4	17.6	0	18.1	17.9	17.7	17.8	0	18.3	
	1	74	17.6	17.5	17.6	0	18.1	17.8	17.8	17.8	0	18.3	
	36	0	17.5	17.3	17.4	0	18.1	17.8	17.6	17.7	0	18.3	

**LTE Band 66 Measured Results (ANT2) (continued)**

BW (MHz)	Mode	RB Allocation	RB Offset	Mode A Power (dBm)					Mode B Power (dBm)				
				132022	132322	132622	MPR	Max Power	132022	132322	132622	MPR	Max Power
				1715 MHz	1745 MHz	1775 MHz			1715 MHz	1745 MHz	1775 MHz		
10	QPSK	1	0	17.5	17.4	17.5	0	18.1	17.8	17.7	17.8	0	18.3
		1	25	17.6	17.4	17.6	0	18.1	17.9	17.8	17.9	0	18.3
		1	49	17.5	17.4	17.5	0	18.1	17.8	17.7	17.8	0	18.3
		25	0	17.6	17.4	17.5	0	18.1	17.9	17.7	17.8	0	18.3
		25	12	17.6	17.5	17.5	0	18.1	17.9	17.8	17.8	0	18.3
		25	25	17.6	17.5	17.6	0	18.1	17.9	17.8	17.9	0	18.3
		50	0	17.6	17.5	17.5	0	18.1	17.9	17.8	17.8	0	18.3
	16QAM	1	0	17.8	17.7	17.8	0	18.1	18.1	18.0	18.2	0	18.3
		1	25	17.8	17.7	17.9	0	18.1	18.1	18.0	18.2	0	18.3
		1	49	17.9	17.7	17.9	0	18.1	18.1	18.0	18.1	0	18.3
		25	0	17.6	17.4	17.6	0	18.1	17.9	17.7	17.8	0	18.3
		25	12	17.6	17.5	17.6	0	18.1	17.9	17.8	17.9	0	18.3
		25	25	17.6	17.5	17.6	0	18.1	17.9	17.8	17.9	0	18.3
		50	0	17.6	17.5	17.5	0	18.1	17.9	17.8	17.8	0	18.3
	64QAM	1	0	17.7	17.6	17.8	0	18.1	18.0	18.0	18.0	0	18.3
		1	25	17.7	17.7	17.9	0	18.1	18.1	18.0	18.1	0	18.3
		1	49	17.7	17.6	17.8	0	18.1	18.1	18.0	18.0	0	18.3
		25	0	17.6	17.4	17.5	0	18.1	17.9	17.7	17.8	0	18.3
		25	12	17.7	17.5	17.6	0	18.1	17.9	17.8	17.9	0	18.3
		25	25	17.6	17.5	17.6	0	18.1	17.9	17.8	17.9	0	18.3
		50	0	17.6	17.5	17.6	0	18.1	17.9	17.8	17.8	0	18.3
	256QAM	1	0	17.6	17.5	17.7	0	18.1	17.9	17.7	17.9	0	18.3
		1	25	17.7	17.6	17.8	0	18.1	18.0	17.8	18.1	0	18.3
		1	49	17.6	17.6	17.7	0	18.1	18.0	17.8	18.0	0	18.3
		25	0	17.6	17.4	17.5	0	18.1	17.9	17.7	17.8	0	18.3
25		12	17.7	17.5	17.6	0	18.1	17.9	17.8	17.9	0	18.3	
25		25	17.6	17.5	17.6	0	18.1	17.9	17.8	17.9	0	18.3	
50		0	17.6	17.5	17.5	0	18.1	17.9	17.8	17.8	0	18.3	
BW (MHz)	Mode	RB Allocation	RB Offset	Mode A Power (dBm)					Mode B Power (dBm)				
				131997	132322	132647	MPR	Max Power	131997	132322	132647	MPR	Max Power
				1712.5 MHz	1745 MHz	1777.5 MHz			1712.5 MHz	1745 MHz	1777.5 MHz		
5	QPSK	1	0	17.5	17.4	17.5	0	18.1	17.8	17.6	17.9	0	18.3
		1	12	17.6	17.4	17.6	0	18.1	17.9	17.8	17.9	0	18.3
		1	24	17.5	17.4	17.5	0	18.1	17.8	17.6	17.8	0	18.3
		12	0	17.5	17.4	17.6	0	18.1	17.9	17.7	17.9	0	18.3
		12	7	17.6	17.5	17.6	0	18.1	17.9	17.7	17.9	0	18.3
		12	13	17.5	17.4	17.6	0	18.1	17.9	17.7	17.9	0	18.3
		25	0	17.5	17.4	17.6	0	18.1	17.9	17.7	17.9	0	18.3
	16QAM	1	0	17.8	17.7	17.9	0	18.1	18.2	18.1	18.2	0	18.3
		1	12	18.0	17.8	17.9	0	18.1	18.3	18.2	18.3	0	18.3
		1	24	17.9	17.8	17.8	0	18.1	18.2	18.1	18.2	0	18.3
		12	0	17.6	17.5	17.6	0	18.1	18.0	17.8	17.9	0	18.3
		12	7	17.6	17.5	17.6	0	18.1	18.0	17.8	18.0	0	18.3
		12	13	17.6	17.5	17.6	0	18.1	18.0	17.8	18.0	0	18.3
		25	0	17.6	17.5	17.6	0	18.1	17.9	17.7	17.9	0	18.3
	64QAM	1	0	17.6	17.5	17.7	0	18.1	17.9	17.9	17.8	0	18.3
		1	12	17.7	17.5	17.7	0	18.1	18.0	17.8	17.9	0	18.3
		1	24	17.6	17.5	17.6	0	18.1	17.9	17.7	17.8	0	18.3
		12	0	17.6	17.5	17.6	0	18.1	17.8	17.8	17.9	0	18.3
		12	7	17.6	17.5	17.6	0	18.1	17.9	17.8	17.9	0	18.3
		12	13	17.6	17.5	17.6	0	18.1	17.9	17.7	17.9	0	18.3
		25	0	17.6	17.4	17.6	0	18.1	17.9	17.7	17.9	0	18.3
	256QAM	1	0	17.6	17.5	17.7	0	18.1	17.9	17.8	18.0	0	18.3
		1	12	17.8	17.7	17.8	0	18.1	18.0	18.0	18.0	0	18.3
		1	24	17.6	17.5	17.6	0	18.1	17.9	17.8	18.0	0	18.3
		12	0	17.6	17.5	17.6	0	18.1	17.9	17.7	17.9	0	18.3
12		7	17.6	17.5	17.6	0	18.1	17.9	17.8	17.9	0	18.3	
12		13	17.6	17.4	17.6	0	18.1	17.9	17.8	17.9	0	18.3	
25		0	17.6	17.4	17.6	0	18.1	17.9	17.7	17.9	0	18.3	

**LTE Band 66 Measured Results (ANT2) (continued)**

BW (MHz)	Mode	RB Allocation	RB Offset	Mode A Power (dBm)					Mode B Power (dBm)					
				131987	132322	132657	MPR	Max Power	131987	132322	132657	MPR	Max Power	
				1711.5 MHz	1745 MHz	1778.5 MHz			1711.5 MHz	1745 MHz	1778.5 MHz			
3	QPSK	1	0	17.5	17.4	17.5	0	18.1	17.8	17.7	17.7	0	18.3	
		1	8	17.6	17.4	17.6	0	18.1	17.9	17.7	17.9	0	18.3	
		1	14	17.5	17.3	17.5	0	18.1	17.7	17.6	17.8	0	18.3	
		8	0	17.6	17.4	17.6	0	18.1	17.9	17.7	17.9	0	18.3	
		8	4	17.6	17.5	17.6	0	18.1	17.9	17.8	17.9	0	18.3	
		8	7	17.6	17.5	17.6	0	18.1	17.9	17.7	17.9	0	18.3	
		15	0	17.6	17.4	17.6	0	18.1	17.9	17.7	17.8	0	18.3	
	16QAM	1	0	17.8	17.7	17.8	0	18.1	18.1	17.9	18.1	0	18.3	
		1	8	17.8	17.8	17.9	0	18.1	18.1	18.0	18.1	0	18.3	
		1	14	17.8	17.6	17.8	0	18.1	18.1	17.9	18.1	0	18.3	
		8	0	17.6	17.4	17.6	0	18.1	17.9	17.7	17.9	0	18.3	
		8	4	17.6	17.5	17.7	0	18.1	17.9	17.8	17.9	0	18.3	
		8	7	17.6	17.5	17.6	0	18.1	17.9	17.8	17.9	0	18.3	
		15	0	17.6	17.4	17.6	0	18.1	17.8	17.7	17.9	0	18.3	
	64QAM	1	0	17.8	17.6	17.8	0	18.1	18.0	17.9	18.0	0	18.3	
		1	8	17.9	17.6	17.9	0	18.1	18.1	17.9	18.2	0	18.3	
		1	14	17.7	17.6	17.8	0	18.1	17.9	17.9	18.1	0	18.3	
		8	0	17.6	17.5	17.7	0	18.1	17.9	17.8	17.9	0	18.3	
		8	4	17.7	17.5	17.7	0	18.1	17.9	17.8	18.0	0	18.3	
		8	7	17.6	17.5	17.7	0	18.1	17.9	17.8	18.0	0	18.3	
		15	0	17.6	17.5	17.6	0	18.1	17.9	17.8	17.9	0	18.3	
	256QAM	1	0	17.7	17.4	17.6	0	18.1	18.0	17.8	17.9	0	18.3	
		1	8	17.7	17.7	17.7	0	18.1	18.2	17.9	18.0	0	18.3	
		1	14	17.7	17.5	17.6	0	18.1	18.0	17.8	17.9	0	18.3	
		8	0	17.6	17.5	17.6	0	18.1	17.9	17.7	17.9	0	18.3	
		8	4	17.6	17.5	17.6	0	18.1	17.9	17.8	17.9	0	18.3	
		8	7	17.6	17.5	17.6	0	18.1	17.9	17.8	17.9	0	18.3	
		15	0	17.6	17.4	17.6	0	18.1	17.9	17.7	17.9	0	18.3	
	1.4	QPSK	1	0	17.5	17.4	17.5	0	18.1	17.8	17.6	17.8	0	18.3
			1	3	17.6	17.4	17.6	0	18.1	17.9	17.7	17.8	0	18.3
1			5	17.5	17.4	17.5	0	18.1	17.8	17.7	17.8	0	18.3	
3			0	17.6	17.4	17.5	0	18.1	17.8	17.7	17.8	0	18.3	
3			1	17.5	17.4	17.5	0	18.1	17.8	17.7	17.8	0	18.3	
3			3	17.5	17.4	17.5	0	18.1	17.8	17.7	17.8	0	18.3	
6			0	17.5	17.4	17.5	0	18.1	17.8	17.7	17.8	0	18.3	
16QAM		1	0	17.8	17.7	17.9	0	18.1	18.1	18.0	18.1	0	18.3	
		1	3	17.8	17.7	17.9	0	18.1	18.1	18.1	18.2	0	18.3	
		1	5	17.8	17.7	17.9	0	18.1	18.1	18.0	18.1	0	18.3	
		3	0	17.7	17.6	17.7	0	18.1	18.0	17.9	18.0	0	18.3	
		3	1	17.6	17.6	17.7	0	18.1	18.0	17.9	18.0	0	18.3	
		3	3	17.7	17.6	17.7	0	18.1	18.0	17.9	18.0	0	18.3	
		6	0	17.6	17.5	17.6	0	18.1	17.9	17.7	17.9	0	18.3	
64QAM		1	0	17.8	17.7	17.8	0	18.1	18.0	17.9	18.1	0	18.3	
		1	3	17.7	17.7	17.8	0	18.1	18.1	17.9	18.1	0	18.3	
		1	5	17.7	17.7	17.8	0	18.1	18.0	17.9	18.0	0	18.3	
		3	0	17.6	17.5	17.6	0	18.1	18.0	17.8	17.8	0	18.3	
		3	1	17.7	17.5	17.7	0	18.1	18.0	17.8	17.8	0	18.3	
		3	3	17.7	17.5	17.7	0	18.1	17.9	17.8	17.8	0	18.3	
		6	0	17.5	17.5	17.6	0	18.1	17.9	17.7	17.9	0	18.3	
256QAM		1	0	17.7	17.5	17.6	0	18.1	18.0	17.9	17.9	0	18.3	
		1	3	17.7	17.5	17.6	0	18.1	18.0	17.9	18.0	0	18.3	
		1	5	17.8	17.5	17.6	0	18.1	18.0	17.9	17.9	0	18.3	
		3	0	17.6	17.5	17.6	0	18.1	17.9	17.7	17.9	0	18.3	
		3	1	17.6	17.5	17.6	0	18.1	17.9	17.8	17.9	0	18.3	
		3	3	17.6	17.5	17.6	0	18.1	17.9	17.7	17.9	0	18.3	
		6	0	17.5	17.4	17.5	0	18.1	17.8	17.8	17.8	0	18.3	

**LTE Band 66 Measured Results (ANT3)**

BW (MHz)	Mode	RB Allocation	RB Offset	Mode A Power (dBm)					Mode B Power (dBm)				
				132072	132322	132572	MPR	Max Power	132072	132322	132572	MPR	Max Power
				1720 MHz	1745 MHz	1770 MHz			1720 MHz	1745 MHz	1770 MHz		
20	QPSK	1	0	21.2	21.2	20.9	0	21.6	21.5	21.5	21.3	0	22.1
		1	49	21.2	21.2	21.0	0	21.6	21.5	21.5	21.4	0	22.1
		1	99	21.2	21.2	20.9	0	21.6	21.5	21.5	21.2	0	22.1
		50	0	21.2	21.1	21.0	0	21.6	21.5	21.4	21.4	0	22.1
		50	24	21.2	21.1	21.0	0	21.6	21.5	21.5	21.4	0	22.1
		50	50	21.2	21.1	21.0	0	21.6	21.5	21.4	21.4	0	22.1
	16QAM	100	0	21.2	21.1	21.0	0	21.6	21.5	21.4	21.4	0	22.1
	16QAM	1	0	21.3	21.3	21.3	0	21.6	20.7	20.8	20.7	0	22.1
		1	49	21.5	21.5	21.3	0	21.6	20.7	20.8	20.7	0	22.1
		1	99	21.3	21.3	21.2	0	21.6	20.7	20.7	20.6	0	22.1
		50	0	21.1	21.1	21.1	0	21.6	21.1	21.1	21.1	0	22.1
		50	24	21.1	21.1	21.0	0	21.6	21.1	21.1	21.0	0	22.1
		50	50	21.1	21.0	21.0	0	21.6	21.1	21.0	21.0	0	22.1
	64QAM	100	0	21.1	21.1	21.0	0	21.6	21.1	21.1	21.0	0	22.1
	64QAM	1	0	21.4	21.4	21.2	0	21.6	21.4	21.4	21.2	0	22.1
		1	49	21.3	21.4	21.2	0	21.6	21.3	21.4	21.2	0	22.1
		1	99	21.3	21.2	21.0	0	21.6	21.3	21.2	21.0	0	22.1
		50	0	21.1	21.1	21.0	0	21.6	21.1	21.1	21.0	0	22.1
		50	24	21.2	21.1	21.0	0	21.6	21.2	21.1	21.0	0	22.1
		50	50	21.2	21.0	20.9	0	21.6	21.2	21.0	20.9	0	22.1
	256QAM	100	0	21.2	21.0	21.0	0	21.6	21.2	21.0	21.0	0	22.1
	256QAM	1	0	20.5	20.3	20.3	1.1	20.5	19.5	19.5	19.5	1.6	20.5
		1	49	20.4	20.3	20.2	1.1	20.5	19.6	19.5	19.4	1.6	20.5
		1	99	20.4	20.2	20.1	1.1	20.5	19.5	19.5	19.4	1.6	20.5
50		0	20.3	20.3	20.2	1.1	20.5	19.4	19.3	19.3	1.6	20.5	
50		24	20.4	20.2	20.2	1.1	20.5	19.4	19.4	19.3	1.6	20.5	
50		50	20.3	20.2	20.1	1.1	20.5	19.4	19.4	19.3	1.6	20.5	
100	0	20.3	20.2	20.2	1.1	20.5	19.4	19.3	19.3	1.6	20.5		
BW (MHz)	Mode	RB Allocation	RB Offset	Mode A Power (dBm)					Mode B Power (dBm)				
				132047	132322	132597	MPR	Max Power	132047	132322	132597	MPR	Max Power
				1717.5 MHz	1745 MHz	1772.5 MHz			1717.5 MHz	1745 MHz	1772.5 MHz		
15	QPSK	1	0	20.0	19.9	19.9	0	21.6	20.7	20.7	20.7	0	22.1
		1	37	20.0	19.9	19.9	0	21.6	20.8	20.7	20.8	0	22.1
		1	74	20.0	19.9	19.8	0	21.6	20.8	20.7	20.7	0	22.1
		36	0	20.0	19.9	19.9	0	21.6	20.7	20.8	20.7	0	22.1
		36	20	20.0	19.9	20.0	0	21.6	20.8	20.8	20.8	0	22.1
		36	39	20.0	20.0	20.0	0	21.6	20.8	20.8	20.8	0	22.1
	16QAM	75	0	20.0	20.0	19.9	0	21.6	20.8	20.8	20.7	0	22.1
	16QAM	1	0	21.3	21.3	21.2	0	21.6	21.1	21.0	21.0	0	22.1
		1	37	21.4	21.3	21.1	0	21.6	21.1	21.0	21.0	0	22.1
		1	74	21.3	21.3	21.1	0	21.6	21.1	21.0	21.0	0	22.1
		36	0	21.1	21.0	21.0	0	21.6	20.8	20.7	20.7	0	22.1
		36	20	21.2	21.0	21.0	0	21.6	20.8	20.8	20.8	0	22.1
		36	39	21.1	21.1	21.0	0	21.6	20.8	20.8	20.8	0	22.1
	64QAM	75	0	21.1	21.0	21.0	0	21.6	20.8	20.8	20.7	0	22.1
	64QAM	1	0	21.3	21.2	21.2	0	21.6	20.9	20.9	20.9	0	22.1
		1	37	21.3	21.2	21.1	0	21.6	20.9	20.9	20.8	0	22.1
		1	74	21.3	21.2	21.1	0	21.6	21.0	20.9	20.8	0	22.1
		36	0	21.1	21.0	21.0	0	21.6	20.8	20.7	20.7	0	22.1
		36	20	21.2	21.0	21.0	0	21.6	20.8	20.8	20.8	0	22.1
		36	39	21.1	21.1	20.9	0	21.6	20.8	20.8	20.8	0	22.1
	256QAM	75	0	21.2	21.0	21.0	0	21.6	20.8	20.8	20.7	0	22.1
	256QAM	1	0	20.4	20.3	20.3	1.1	20.5	19.8	19.8	19.8	1.6	20.5
		1	37	20.5	20.4	20.2	1.1	20.5	19.9	19.8	19.8	1.6	20.5
		1	74	20.4	20.4	20.2	1.1	20.5	19.9	19.9	19.8	1.6	20.5
36		0	20.3	20.2	20.2	1.1	20.5	19.8	19.7	19.7	1.6	20.5	
36		20	20.3	20.2	20.2	1.1	20.5	19.8	19.8	19.8	1.6	20.5	
36		39	20.3	20.3	20.1	1.1	20.5	19.8	19.8	19.7	1.6	20.5	
75	0	20.3	20.2	20.2	1.1	20.5	19.8	19.8	19.7	1.6	20.5		

**LTE Band 66 Measured Results (ANT3) (continued)**

BW (MHz)	Mode	RB Allocation	RB Offset	Mode A Power (dBm)					Mode B Power (dBm)				
				132022	132322	132622	MPR	Max Power	132022	132322	132622	MPR	Max Power
				1715 MHz	1745 MHz	1775 MHz			1715 MHz	1745 MHz	1775 MHz		
10	QPSK	1	0	20.1	20.1	20.1	0	21.6	20.9	20.9	20.9	0	22.1
		1	25	20.2	20.1	20.1	0	21.6	21.0	21.0	20.9	0	22.1
		1	49	20.1	20.1	20.0	0	21.6	20.9	20.9	20.8	0	22.1
		25	0	20.1	20.0	20.1	0	21.6	21.0	20.8	20.9	0	22.1
		25	12	20.2	20.1	20.1	0	21.6	21.0	21.0	20.9	0	22.1
		25	25	20.2	20.1	20.1	0	21.6	20.9	20.9	20.9	0	22.1
		50	0	20.2	20.1	20.1	0	21.6	21.0	20.9	20.9	0	22.1
	16QAM	1	0	21.6	21.5	21.5	0	21.6	21.2	21.2	21.1	0	22.1
		1	25	21.6	21.6	21.4	0	21.6	21.2	21.2	21.2	0	22.1
		1	49	21.6	21.6	21.4	0	21.6	21.2	21.1	21.2	0	22.1
		25	0	21.3	21.2	21.1	0	21.6	21.0	20.9	20.8	0	22.1
		25	12	21.4	21.2	21.2	0	21.6	21.0	21.0	20.9	0	22.1
		25	25	21.3	21.3	21.1	0	21.6	21.0	20.9	20.9	0	22.1
		50	0	21.3	21.2	21.1	0	21.6	21.0	21.0	20.8	0	22.1
	64QAM	1	0	21.3	21.4	21.2	0	21.6	21.0	21.0	21.1	0	22.1
		1	25	21.4	21.5	21.2	0	21.6	21.1	21.1	21.2	0	22.1
		1	49	21.4	21.5	21.2	0	21.6	21.1	21.0	21.1	0	22.1
		25	0	21.3	21.2	21.1	0	21.6	21.0	20.8	20.9	0	22.1
		25	12	21.3	21.2	21.1	0	21.6	21.0	21.0	20.9	0	22.1
		25	25	21.3	21.2	21.1	0	21.6	21.0	20.9	20.9	0	22.1
		50	0	21.3	21.2	21.1	0	21.6	21.0	20.9	20.9	0	22.1
	256QAM	1	0	20.4	20.4	20.4	1.1	20.5	20.0	19.9	19.9	1.6	20.5
		1	25	20.5	20.5	20.4	1.1	20.5	20.1	20.1	20.1	1.6	20.5
		1	49	20.5	20.5	20.3	1.1	20.5	20.0	20.0	19.9	1.6	20.5
		25	0	20.5	20.3	20.3	1.1	20.5	20.0	19.9	19.9	1.6	20.5
25		12	20.5	20.4	20.3	1.1	20.5	20.0	20.0	19.9	1.6	20.5	
25		25	20.5	20.4	20.3	1.1	20.5	20.0	19.9	19.9	1.6	20.5	
50		0	20.5	20.3	20.3	1.1	20.5	20.0	19.9	19.8	1.6	20.5	
BW (MHz)	Mode	RB Allocation	RB Offset	Mode A Power (dBm)					Mode B Power (dBm)				
				131997	132322	132647	MPR	Max Power	131997	132322	132647	MPR	Max Power
				1712.5 MHz	1745 MHz	1777.5 MHz			1712.5 MHz	1745 MHz	1777.5 MHz		
5	QPSK	1	0	20.0	20.0	20.1	0	21.6	20.9	20.8	20.8	0	22.1
		1	12	20.1	20.1	20.1	0	21.6	21.0	20.9	20.9	0	22.1
		1	24	20.0	20.0	20.0	0	21.6	20.9	20.8	20.8	0	22.1
		12	0	20.1	20.0	20.1	0	21.6	20.9	20.8	20.9	0	22.1
		12	7	20.2	20.1	20.2	0	21.6	21.0	20.9	21.0	0	22.1
		12	13	20.2	20.1	20.1	0	21.6	20.9	20.9	20.9	0	22.1
		25	0	20.1	20.1	20.1	0	21.6	21.0	20.9	20.9	0	22.1
	16QAM	1	0	21.6	21.5	21.4	0	21.6	21.2	21.2	21.2	0	22.1
		1	12	20.6	20.6	21.5	0	21.6	21.2	21.3	21.3	0	22.1
		1	24	21.6	20.5	21.4	0	21.6	21.2	21.2	21.2	0	22.1
		12	0	21.2	21.2	21.2	0	21.6	21.0	20.7	20.9	0	22.1
		12	7	21.3	21.3	21.2	0	21.6	21.0	20.8	20.9	0	22.1
		12	13	21.2	21.3	21.2	0	21.6	20.9	20.8	20.9	0	22.1
		25	0	21.3	21.2	21.1	0	21.6	21.0	20.9	20.9	0	22.1
	64QAM	1	0	21.5	21.4	21.3	0	21.6	21.1	21.1	21.1	0	22.1
		1	12	21.6	21.5	21.4	0	21.6	21.3	21.3	21.2	0	22.1
		1	24	21.5	21.5	21.3	0	21.6	21.2	21.1	21.1	0	22.1
		12	0	21.3	21.1	21.1	0	21.6	20.9	20.8	20.8	0	22.1
		12	7	21.4	21.3	21.2	0	21.6	20.9	20.9	20.9	0	22.1
		12	13	21.3	21.2	21.1	0	21.6	20.9	20.9	20.8	0	22.1
		25	0	21.3	21.2	21.1	0	21.6	20.9	20.9	20.9	0	22.1
	256QAM	1	0	20.5	20.5	20.4	1.1	20.5	20.0	19.9	20.0	1.6	20.5
		1	12	20.5	20.5	20.4	1.1	20.5	20.1	20.0	20.1	1.6	20.5
		1	24	20.5	20.5	20.3	1.1	20.5	20.0	20.1	19.9	1.6	20.5
		12	0	20.5	20.4	20.3	1.1	20.5	20.0	19.8	19.9	1.6	20.5
12		7	20.4	20.5	20.3	1.1	20.5	20.0	19.9	19.9	1.6	20.5	
12		13	20.5	20.4	20.3	1.1	20.5	20.0	19.9	19.9	1.6	20.5	
25		0	20.5	20.4	20.3	1.1	20.5	19.9	19.8	19.9	1.6	20.5	

**LTE Band 66 Measured Results (ANT3) (continued)**

BW (MHz)	Mode	RB Allocation	RB Offset	Mode A Power (dBm)					Mode B Power (dBm)					
				131987	132322	132657	MPR	Max Power	131987	132322	132657	MPR	Max Power	
				1711.5 MHz	1745 MHz	1778.5 MHz			1711.5 MHz	1745 MHz	1778.5 MHz			
3	QPSK	1	0	20.0	20.0	20.0	0	21.6	20.8	20.8	20.8	0	22.1	
		1	8	20.2	20.1	20.1	0	21.6	20.9	21.0	20.9	0	22.1	
		1	14	20.0	20.0	20.0	0	21.6	20.8	20.8	20.8	0	22.1	
		8	0	20.1	20.0	20.1	0	21.6	20.9	20.8	20.9	0	22.1	
		8	4	20.2	20.1	20.1	0	21.6	20.9	20.9	20.9	0	22.1	
		8	7	20.1	20.1	20.1	0	21.6	20.9	20.9	20.9	0	22.1	
	16QAM	15	0	20.1	20.1	20.1	0	21.6	20.9	20.9	20.9	0	22.1	
		1	0	21.5	21.5	21.3	0	21.6	21.1	21.1	21.1	0	22.1	
		1	8	20.6	21.6	21.4	0	21.6	21.3	21.2	21.1	0	22.1	
		1	14	21.5	21.5	21.3	0	21.6	21.1	21.2	21.1	0	22.1	
		8	0	21.3	21.2	21.1	0	21.6	20.9	20.9	21.0	0	22.1	
		8	4	21.4	21.3	21.2	0	21.6	21.0	21.0	20.9	0	22.1	
	64QAM	8	7	21.4	21.3	21.2	0	21.6	21.0	21.0	21.0	0	22.1	
		15	0	21.3	21.2	21.1	0	21.6	20.9	20.9	20.9	0	22.1	
		1	0	21.5	21.3	21.3	0	21.6	21.0	20.9	21.1	0	22.1	
		1	8	21.5	21.4	21.3	0	21.6	21.1	21.2	21.2	0	22.1	
		1	14	21.5	21.3	21.3	0	21.6	20.9	21.0	21.1	0	22.1	
		8	0	21.3	21.2	21.1	0	21.6	20.9	20.9	20.9	0	22.1	
	256QAM	8	4	21.3	21.3	21.2	0	21.6	21.0	21.0	20.9	0	22.1	
		8	7	21.3	21.3	21.2	0	21.6	21.0	21.0	20.9	0	22.1	
		15	0	21.3	21.2	21.1	0	21.6	21.0	20.9	20.9	0	22.1	
		1	0	20.4	20.3	20.4	1.1	20.5	19.9	19.9	20.0	1.6	20.5	
		1	8	20.5	20.5	20.5	1.1	20.5	20.1	20.1	19.9	1.6	20.5	
		1	14	20.5	20.5	20.3	1.1	20.5	20.0	20.0	20.0	1.6	20.5	
1.4	QPSK	8	0	20.4	20.3	20.3	1.1	20.5	20.0	19.8	19.9	1.6	20.5	
		8	4	20.5	20.5	20.3	1.1	20.5	20.0	19.9	20.0	1.6	20.5	
		8	7	20.5	20.5	20.3	1.1	20.5	20.0	19.9	20.0	1.6	20.5	
		8	7	20.5	20.5	20.3	1.1	20.5	20.0	19.9	20.0	1.6	20.5	
		15	0	20.4	20.3	20.3	1.1	20.5	19.9	19.9	19.9	1.6	20.5	
		15	0	20.4	20.3	20.3	1.1	20.5	19.9	19.9	19.9	1.6	20.5	
	16QAM	1	0	20.1	20.1	20.0	0	21.6	20.9	20.9	20.9	0	22.1	
		1	3	20.1	20.1	20.1	0	21.6	20.9	20.9	20.9	0	22.1	
		1	5	20.1	20.1	20.1	0	21.6	20.9	20.9	20.9	0	22.1	
		3	0	20.1	20.1	20.0	0	21.6	20.9	20.9	20.9	0	22.1	
		3	1	20.1	20.1	20.1	0	21.6	20.9	20.9	20.9	0	22.1	
		3	3	20.1	20.1	20.1	0	21.6	20.9	20.9	20.8	0	22.1	
		6	0	20.1	20.1	20.1	0	21.6	20.9	20.9	20.9	0	22.1	
		64QAM	1	0	21.5	21.5	21.4	0	21.6	21.3	21.2	21.2	0	22.1
			1	3	21.5	21.5	21.5	0	21.6	21.3	21.2	21.2	0	22.1
			1	5	21.5	21.6	21.4	0	21.6	21.3	21.2	21.2	0	22.1
			3	0	21.5	21.5	21.2	0	21.6	21.1	21.0	21.1	0	22.1
			3	1	21.5	21.5	21.3	0	21.6	21.2	21.0	21.0	0	22.1
3	3		21.4	21.4	21.2	0	21.6	21.2	21.0	21.0	0	22.1		
256QAM	6	0	21.3	21.3	21.1	0	21.6	21.0	21.0	20.9	0	22.1		
	1	0	21.6	21.6	21.3	0	21.6	21.1	21.1	21.2	0	22.1		
	1	3	21.5	21.5	21.3	0	21.6	21.1	21.1	21.1	0	22.1		
	1	5	21.6	21.5	21.2	0	21.6	21.0	21.1	21.0	0	22.1		
	3	0	21.5	21.4	21.2	0	21.6	21.0	21.0	20.9	0	22.1		
	3	1	21.5	21.4	21.2	0	21.6	21.0	21.0	20.9	0	22.1		
256QAM	3	3	21.4	21.3	21.2	0	21.6	21.0	21.0	20.9	0	22.1		
	6	0	21.3	21.3	21.0	0	21.6	20.9	20.9	20.9	0	22.1		
	1	0	20.5	20.4	20.3	1.1	20.5	20.0	19.9	20.0	1.6	20.5		
	1	3	20.5	20.5	20.3	1.1	20.5	20.1	20.0	20.0	1.6	20.5		
	1	5	20.5	20.4	20.3	1.1	20.5	20.0	20.0	20.0	1.6	20.5		
	3	0	20.5	20.5	20.3	1.1	20.5	19.9	19.9	19.8	1.6	20.5		
256QAM	3	1	20.4	20.5	20.3	1.1	20.5	20.0	19.9	19.9	1.6	20.5		
	3	3	20.4	20.5	20.3	1.1	20.5	20.0	19.9	19.8	1.6	20.5		
	6	0	20.4	20.3	20.1	1.1	20.5	19.8	19.8	19.9	1.6	20.5		

**LTE Band 66 Measured Results (ANT4)**

BW (MHz)	Mode	RB Allocation	RB Offset	Mode A Power (dBm)					Mode B Power (dBm)				
				132072	132322	132572	MPR	Max Power	132072	132322	132572	MPR	Max Power
				1720 MHz	1745 MHz	1770 MHz			1720 MHz	1745 MHz	1770 MHz		
20	QPSK	1	0	17.3	17.2	17.3	0	18.2	19.5	19.3	19.4	0	20.0
		1	49	17.2	17.3	17.4	0	18.2	19.4	19.5	19.5	0	20.0
		1	99	17.2	17.3	17.4	0	18.2	19.4	19.4	19.4	0	20.0
		50	0	17.2	17.2	17.4	0	18.2	19.4	19.3	19.5	0	20.0
		50	24	17.3	17.3	17.4	0	18.2	19.5	19.4	19.5	0	20.0
		50	50	17.3	17.3	17.5	0	18.2	19.4	19.4	19.6	0	20.0
	16QAM	100	0	17.3	17.3	17.4	0	18.2	19.4	19.3	19.5	0	20.0
		1	0	17.9	17.9	17.8	0	18.2	19.7	19.6	19.6	0	20.0
		1	49	18.0	17.8	17.8	0	18.2	19.7	19.7	19.6	0	20.0
		1	99	17.9	17.8	17.8	0	18.2	19.7	19.6	19.5	0	20.0
		50	0	17.5	17.5	17.5	0	18.2	19.4	19.4	19.4	0	20.0
		50	24	17.6	17.5	17.5	0	18.2	19.5	19.4	19.4	0	20.0
	64QAM	50	50	17.6	17.5	17.5	0	18.2	19.4	19.4	19.4	0	20.0
		100	0	17.6	17.5	17.5	0	18.2	19.5	19.4	19.4	0	20.0
		1	0	17.8	17.8	17.7	0	18.2	19.7	19.7	19.5	0	20.0
		1	49	17.8	17.8	17.8	0	18.2	19.7	19.7	19.6	0	20.0
		1	99	17.8	17.7	17.7	0	18.2	19.7	19.7	19.4	0	20.0
		50	0	17.5	17.5	17.5	0	18.2	19.4	19.4	19.4	0	20.0
	256QAM	50	24	17.6	17.5	17.5	0	18.2	19.5	19.5	19.4	0	20.0
		50	50	17.6	17.5	17.5	0	18.2	19.5	19.4	19.4	0	20.0
		100	0	17.5	17.5	17.5	0	18.2	19.5	19.4	19.4	0	20.0
		1	0	17.7	17.6	17.7	0	18.2	19.3	19.4	19.2	0	20.0
		1	49	17.6	17.6	17.7	0	18.2	19.3	19.4	19.3	0	20.0
		1	99	17.6	17.7	17.7	0	18.2	19.3	19.4	19.3	0	20.0
15	QPSK	50	0	17.5	17.5	17.5	0	18.2	19.2	19.2	19.2	0	20.0
		50	24	17.6	17.5	17.5	0	18.2	19.3	19.3	19.2	0	20.0
		50	50	17.6	17.5	17.6	0	18.2	19.2	19.2	19.2	0	20.0
		75	0	17.6	17.5	17.5	0	18.2	19.4	19.4	19.4	0	20.0
		1	0	17.9	17.7	17.7	0	18.2	19.7	19.7	19.7	0	20.0
		1	37	17.9	17.7	17.7	0	18.2	19.7	19.7	19.7	0	20.0
	16QAM	1	74	17.8	17.8	17.7	0	18.2	19.7	19.7	19.6	0	20.0
		36	0	17.5	17.5	17.5	0	18.2	19.4	19.4	19.4	0	20.0
		36	20	17.6	17.5	17.5	0	18.2	19.5	19.4	19.5	0	20.0
		36	39	17.6	17.5	17.5	0	18.2	19.5	19.4	19.4	0	20.0
		75	0	17.6	17.5	17.5	0	18.2	19.5	19.4	19.4	0	20.0
		1	0	17.7	17.6	17.8	0	18.2	19.5	19.6	19.5	0	20.0
	64QAM	1	37	17.8	17.7	17.8	0	18.2	19.5	19.6	19.7	0	20.0
		1	74	17.7	17.7	17.7	0	18.2	19.6	19.7	19.6	0	20.0
		36	0	17.5	17.5	17.5	0	18.2	19.4	19.4	19.4	0	20.0
		36	20	17.6	17.5	17.6	0	18.2	19.5	19.4	19.5	0	20.0
		36	39	17.6	17.5	17.5	0	18.2	19.4	19.4	19.4	0	20.0
		75	0	17.6	17.5	17.5	0	18.2	19.5	19.4	19.3	0	20.0
	256QAM	1	0	17.7	17.5	17.6	0	18.2	19.4	19.4	19.3	0	20.0
		1	37	17.7	17.6	17.6	0	18.2	19.4	19.4	19.4	0	20.0
		1	74	17.8	17.6	17.7	0	18.2	19.5	19.4	19.3	0	20.0
		36	0	17.5	17.5	17.5	0	18.2	19.2	19.2	19.2	0	20.0
		36	20	17.6	17.5	17.6	0	18.2	19.2	19.2	19.2	0	20.0
		36	39	17.6	17.5	17.5	0	18.2	19.2	19.2	19.2	0	20.0

**LTE Band 66 Measured Results (ANT4) (continued)**

BW (MHz)	Mode	RB Allocation	RB Offset	Mode A Power (dBm)					Mode B Power (dBm)				
				132022	132322	132622	MPR	Max Power	132022	132322	132622	MPR	Max Power
				1715 MHz	1745 MHz	1775 MHz			1715 MHz	1745 MHz	1775 MHz		
10	QPSK	1	0	17.6	17.6	17.6	0	18.2	19.5	19.5	19.5	0	20.0
		1	25	17.7	17.7	17.7	0	18.2	19.6	19.6	19.6	0	20.0
		1	49	17.6	17.6	17.6	0	18.2	19.6	19.5	19.5	0	20.0
		25	0	17.7	17.6	17.6	0	18.2	19.6	19.5	19.5	0	20.0
		25	12	17.7	17.7	17.6	0	18.2	19.6	19.6	19.5	0	20.0
		25	25	17.7	17.6	17.7	0	18.2	19.6	19.5	19.6	0	20.0
		50	0	17.7	17.6	17.6	0	18.2	19.6	19.5	19.5	0	20.0
	16QAM	1	0	18.0	17.9	17.9	0	18.2	19.7	19.7	19.7	0	20.0
		1	25	18.0	17.9	18.0	0	18.2	19.7	19.7	19.7	0	20.0
		1	49	18.0	17.9	17.9	0	18.2	19.7	19.7	19.7	0	20.0
		25	0	17.7	17.6	17.6	0	18.2	19.6	19.5	19.5	0	20.0
		25	12	17.7	17.7	17.6	0	18.2	19.7	19.6	19.6	0	20.0
		25	25	17.7	17.6	17.7	0	18.2	19.6	19.6	19.6	0	20.0
		50	0	17.7	17.6	17.6	0	18.2	19.6	19.6	19.5	0	20.0
	64QAM	1	0	17.9	17.8	17.9	0	18.2	19.7	19.7	19.7	0	20.0
		1	25	18.0	17.8	17.9	0	18.2	19.7	19.7	19.7	0	20.0
		1	49	17.9	17.8	17.9	0	18.2	19.6	19.7	19.7	0	20.0
		25	0	17.7	17.6	17.6	0	18.2	19.6	19.5	19.5	0	20.0
		25	12	17.7	17.7	17.7	0	18.2	19.7	19.6	19.5	0	20.0
		25	25	17.7	17.7	17.7	0	18.2	19.6	19.5	19.6	0	20.0
		50	0	17.7	17.7	17.6	0	18.2	19.6	19.6	19.5	0	20.0
	256QAM	1	0	17.7	17.7	17.8	0	18.2	19.4	19.4	19.5	0	20.0
		1	25	17.9	17.8	17.9	0	18.2	19.5	19.5	19.6	0	20.0
		1	49	17.8	17.7	17.8	0	18.2	19.4	19.5	19.5	0	20.0
		25	0	17.7	17.6	17.6	0	18.2	19.5	19.3	19.3	0	20.0
25		12	17.8	17.7	17.7	0	18.2	19.5	19.4	19.3	0	20.0	
25		25	17.7	17.7	17.7	0	18.2	19.4	19.4	19.4	0	20.0	
50		0	17.7	17.7	17.6	0	18.2	19.4	19.3	19.3	0	20.0	
5	QPSK	1	0	17.6	17.5	17.5	0	18.2	19.5	19.4	19.5	0	20.0
		1	12	17.7	17.6	17.6	0	18.2	19.6	19.5	19.6	0	20.0
		1	24	17.6	17.5	17.6	0	18.2	19.5	19.4	19.4	0	20.0
		12	0	17.6	17.5	17.6	0	18.2	19.6	19.4	19.6	0	20.0
		12	7	17.7	17.6	17.7	0	18.2	19.6	19.6	19.6	0	20.0
		12	13	17.6	17.6	17.6	0	18.2	19.6	19.5	19.5	0	20.0
		25	0	17.7	17.6	17.6	0	18.2	19.6	19.5	19.6	0	20.0
	16QAM	1	0	18.0	17.9	18.0	0	18.2	19.7	19.7	19.7	0	20.0
		1	12	18.1	18.0	18.1	0	18.2	19.7	19.7	19.7	0	20.0
		1	24	18.0	17.9	18.0	0	18.2	19.7	19.7	19.7	0	20.0
		12	0	17.8	17.5	17.7	0	18.2	19.7	19.4	19.5	0	20.0
		12	7	17.8	17.6	17.8	0	18.2	19.7	19.6	19.5	0	20.0
		12	13	17.8	17.5	17.7	0	18.2	19.7	19.5	19.5	0	20.0
		25	0	17.7	17.6	17.6	0	18.2	19.6	19.5	19.5	0	20.0
	64QAM	1	0	17.7	17.8	17.9	0	18.2	19.6	19.6	19.7	0	20.0
		1	12	17.8	17.8	18.0	0	18.2	19.7	19.7	19.7	0	20.0
		1	24	17.9	17.8	17.9	0	18.2	19.7	19.7	19.7	0	20.0
		12	0	17.7	17.6	17.7	0	18.2	19.6	19.5	19.6	0	20.0
		12	7	17.7	17.7	17.7	0	18.2	19.6	19.5	19.6	0	20.0
		12	13	17.7	17.6	17.7	0	18.2	19.6	19.5	19.6	0	20.0
		25	0	17.7	17.6	17.6	0	18.2	19.6	19.5	19.5	0	20.0
	256QAM	1	0	17.8	17.6	17.8	0	18.2	19.4	19.3	19.4	0	20.0
		1	12	17.8	17.7	17.8	0	18.2	19.5	19.5	19.5	0	20.0
		1	24	17.8	17.7	17.6	0	18.2	19.5	19.4	19.4	0	20.0
		12	0	17.7	17.6	17.6	0	18.2	19.4	19.3	19.4	0	20.0
12		7	17.7	17.7	17.7	0	18.2	19.4	19.4	19.4	0	20.0	
12		13	17.7	17.6	17.7	0	18.2	19.4	19.3	19.3	0	20.0	
25		0	17.7	17.6	17.6	0	18.2	19.4	19.3	19.4	0	20.0	



**LTE Band 66 Measured Results (ANT4) (continued)**

BW (MHz)	Mode	RB Allocation	RB Offset	Mode A Power (dBm)					Mode B Power (dBm)					
				131987	132322	132657	MPR	Max Power	131987	132322	132657	MPR	Max Power	
				1711.5 MHz	1745 MHz	1778.5 MHz			1711.5 MHz	1745 MHz	1778.5 MHz			
3	QPSK	1	0	17.5	17.5	17.6	0	18.2	19.5	19.4	19.4	0	20.0	
		1	8	17.6	17.6	17.6	0	18.2	19.6	19.6	19.5	0	20.0	
		1	14	17.5	17.5	17.5	0	18.2	19.5	19.5	19.4	0	20.0	
		8	0	17.6	17.5	17.6	0	18.2	19.6	19.4	19.5	0	20.0	
		8	4	17.7	17.6	17.6	0	18.2	19.6	19.5	19.6	0	20.0	
		8	7	17.6	17.6	17.6	0	18.2	19.6	19.5	19.6	0	20.0	
		15	0	17.6	17.6	17.6	0	18.2	19.6	19.5	19.5	0	20.0	
	16QAM	1	0	17.9	17.8	17.8	0	18.2	19.7	19.7	19.7	0	20.0	
		1	8	18.0	17.8	17.9	0	18.2	19.7	19.7	19.7	0	20.0	
		1	14	17.9	17.8	17.8	0	18.2	19.7	19.7	19.7	0	20.0	
		8	0	17.7	17.5	17.6	0	18.2	19.7	19.5	19.6	0	20.0	
		8	4	17.8	17.6	17.7	0	18.2	19.7	19.6	19.7	0	20.0	
		8	7	17.8	17.6	17.7	0	18.2	19.7	19.6	19.7	0	20.0	
		15	0	17.7	17.5	17.6	0	18.2	19.6	19.5	19.6	0	20.0	
	64QAM	1	0	17.8	17.7	17.9	0	18.2	19.6	19.7	19.7	0	20.0	
		1	8	17.9	17.9	17.9	0	18.2	19.7	19.7	19.7	0	20.0	
		1	14	17.8	17.7	17.8	0	18.2	19.6	19.7	19.7	0	20.0	
		8	0	17.7	17.5	17.6	0	18.2	19.6	19.5	19.6	0	20.0	
		8	4	17.7	17.6	17.7	0	18.2	19.6	19.6	19.6	0	20.0	
		8	7	17.7	17.6	17.7	0	18.2	19.7	19.6	19.6	0	20.0	
		15	0	17.7	17.6	17.6	0	18.2	19.6	19.5	19.5	0	20.0	
	256QAM	1	0	17.7	17.6	17.7	0	18.2	19.4	19.3	19.4	0	20.0	
		1	8	17.8	17.8	17.8	0	18.2	19.5	19.5	19.5	0	20.0	
		1	14	17.8	17.7	17.6	0	18.2	19.4	19.4	19.4	0	20.0	
		8	0	17.6	17.5	17.6	0	18.2	19.4	19.3	19.4	0	20.0	
		8	4	17.7	17.6	17.7	0	18.2	19.4	19.4	19.4	0	20.0	
		8	7	17.8	17.6	17.6	0	18.2	19.4	19.4	19.4	0	20.0	
		15	0	17.7	17.6	17.6	0	18.2	19.4	19.3	19.3	0	20.0	
	BW (MHz)	Mode	RB Allocation	RB Offset	Mode A Power (dBm)					Mode B Power (dBm)				
					131979	132322	132665	MPR	Max Power	131979	132322	132665	MPR	Max Power
1710.7 MHz					1745 MHz	1779.3 MHz	1710.7 MHz			1745 MHz	1779.3 MHz			
1.4	QPSK	1	0	17.6	17.5	17.6	0	18.2	19.6	19.5	19.5	0	20.0	
		1	3	17.6	17.6	17.6	0	18.2	19.6	19.5	19.5	0	20.0	
		1	5	17.6	17.6	17.6	0	18.2	19.6	19.5	19.5	0	20.0	
		3	0	17.6	17.5	17.6	0	18.2	19.6	19.5	19.5	0	20.0	
		3	1	17.6	17.5	17.5	0	18.2	19.5	19.5	19.5	0	20.0	
		3	3	17.6	17.6	17.5	0	18.2	19.5	19.5	19.5	0	20.0	
		6	0	17.6	17.5	17.5	0	18.2	19.5	19.5	19.5	0	20.0	
	16QAM	1	0	17.8	17.9	17.8	0	18.2	19.7	19.7	19.7	0	20.0	
		1	3	17.8	17.8	17.9	0	18.2	19.7	19.7	19.7	0	20.0	
		1	5	17.8	17.8	17.8	0	18.2	19.7	19.7	19.7	0	20.0	
		3	0	17.7	17.7	17.7	0	18.2	19.7	19.6	19.7	0	20.0	
		3	1	17.7	17.7	17.7	0	18.2	19.7	19.7	19.6	0	20.0	
		3	3	17.7	17.7	17.7	0	18.2	19.7	19.7	19.7	0	20.0	
		6	0	17.7	17.6	17.6	0	18.2	19.6	19.6	19.5	0	20.0	
	64QAM	1	0	17.9	17.8	17.7	0	18.2	19.7	19.7	19.7	0	20.0	
		1	3	18.0	17.9	17.7	0	18.2	19.7	19.7	19.7	0	20.0	
		1	5	17.8	17.8	17.7	0	18.2	19.7	19.7	19.7	0	20.0	
		3	0	17.7	17.6	17.7	0	18.2	19.6	19.6	19.6	0	20.0	
		3	1	17.8	17.7	17.7	0	18.2	19.7	19.6	19.6	0	20.0	
		3	3	17.7	17.7	17.7	0	18.2	19.6	19.6	19.6	0	20.0	
		6	0	17.7	17.5	17.6	0	18.2	19.7	19.6	19.4	0	20.0	
	256QAM	1	0	17.7	17.7	17.6	0	18.2	19.5	19.4	19.4	0	20.0	
		1	3	17.8	17.6	17.8	0	18.2	19.5	19.4	19.4	0	20.0	
		1	5	17.8	17.6	17.8	0	18.2	19.4	19.3	19.4	0	20.0	
		3	0	17.6	17.6	17.6	0	18.2	19.4	19.3	19.4	0	20.0	
		3	1	17.6	17.6	17.6	0	18.2	19.4	19.4	19.4	0	20.0	
		3	3	17.7	17.6	17.7	0	18.2	19.4	19.3	19.4	0	20.0	
		6	0	17.6	17.7	17.6	0	18.2	19.4	19.5	19.4	0	20.0	

**LTE Band 71 Measured Results (ANT1)**

BW (MHz)	Mode	RB Allocation	RB Offset	Mode A Power (dBm)				Mode B Power (dBm)			
				133297		MPR	Max Power	133297		MPR	Max Power
				680.5 MHz				680.5 MHz			
20	QPSK	1	0	25.0		0	25.7	25.0		0	25.7
		1	49	25.1		0	25.7	25.1		0	25.7
		1	99	24.9		0	25.7	24.9		0	25.7
		50	0	24.1		1	24.7	24.1		1	24.7
		50	24	24.1		1	24.7	24.1		1	24.7
		50	50	24.0		1	24.7	24.0		1	24.7
	16QAM	100	0	24.0		1	24.7	24.0		1	24.7
		1	0	24.3		1	24.7	24.3		1	24.7
		1	49	24.4		1	24.7	24.4		1	24.7
		1	99	24.2		1	24.7	24.2		1	24.7
		50	0	23.1		2	23.7	23.1		2	23.7
		50	24	23.0		2	23.7	23.0		2	23.7
	64QAM	50	50	23.1		2	23.7	23.1		2	23.7
		100	0	23.1		2	23.7	23.1		2	23.7
		1	0	23.3		2	23.7	23.3		2	23.7
		1	49	23.3		2	23.7	23.3		2	23.7
		1	99	23.2		2	23.7	23.2		2	23.7
		50	0	22.1		3	22.7	22.1		3	22.7
	256QAM	50	24	22.1		3	22.7	22.1		3	22.7
		50	50	22.1		3	22.7	22.1		3	22.7
		100	0	22.1		3	22.7	22.1		3	22.7
		1	0	20.3		5	20.7	20.3		5	20.7
		1	49	20.3		5	20.7	20.3		5	20.7
		1	99	20.3		5	20.7	20.3		5	20.7
15	QPSK	50	0	20.1		5	20.7	20.1		5	20.7
		50	24	20.1		5	20.7	20.1		5	20.7
		50	50	20.1		5	20.7	20.1		5	20.7
		100	0	20.1		5	20.7	20.1		5	20.7
		1	0	20.1		5	20.7	20.1		5	20.7
		1	49	20.1		5	20.7	20.1		5	20.7
	16QAM	1	37	25.0		0	25.7	25.0		0	25.7
		1	74	25.0		0	25.7	25.0		0	25.7
		36	0	24.0		1	24.7	24.0		1	24.7
		36	20	24.0		1	24.7	24.0		1	24.7
		36	39	24.0		1	24.7	24.0		1	24.7
		75	0	24.0		1	24.7	24.0		1	24.7
64QAM	1	0	24.3		1	24.7	24.3		1	24.7	
	1	37	24.3		1	24.7	24.3		1	24.7	
	1	74	24.2		1	24.7	24.2		1	24.7	
	36	0	23.1		2	23.7	23.1		2	23.7	
	36	20	23.1		2	23.7	23.1		2	23.7	
	36	39	23.1		2	23.7	23.1		2	23.7	
256QAM	75	0	23.0		2	23.7	23.0		2	23.7	
	1	0	23.2		2	23.7	23.2		2	23.7	
	1	37	23.2		2	23.7	23.2		2	23.7	
	1	74	23.2		2	23.7	23.2		2	23.7	
	36	0	22.1		3	22.7	22.1		3	22.7	
	36	20	22.1		3	22.7	22.1		3	22.7	
QPSK	36	39	22.1		3	22.7	22.1		3	22.7	
	75	0	22.0		3	22.7	22.0		3	22.7	
	1	0	20.1		5	20.7	20.1		5	20.7	
	1	37	20.2		5	20.7	20.2		5	20.7	
	1	74	20.2		5	20.7	20.2		5	20.7	
	36	0	20.1		5	20.7	20.1		5	20.7	
16QAM	36	20	20.1		5	20.7	20.1		5	20.7	
	36	39	20.1		5	20.7	20.1		5	20.7	
	75	0	20.1		5	20.7	20.1		5	20.7	
	1	0	20.1		5	20.7	20.1		5	20.7	
	1	37	20.1		5	20.7	20.1		5	20.7	
	1	74	20.1		5	20.7	20.1		5	20.7	

**LTE Band 71 Measured Results (ANT1) (continued)**

BW (MHz)	Mode	RB Allocation	RB Offset	Mode A Power (dBm)					Mode B Power (dBm)				
				133297			MPR	Max Power	133297			MPR	Max Power
				680.5 MHz					680.5 MHz				
10	QPSK	1	0	25.3			0	25.7	25.3			0	25.7
		1	25	25.3			0	25.7	25.3			0	25.7
		1	49	25.2			0	25.7	25.2			0	25.7
		25	0	24.2			1	24.7	24.2			1	24.7
		25	12	24.2			1	24.7	24.2			1	24.7
		25	25	24.2			1	24.7	24.2			1	24.7
		50	0	24.2			1	24.7	24.2			1	24.7
	16QAM	1	0	24.6			1	24.7	24.6			1	24.7
		1	25	24.5			1	24.7	24.5			1	24.7
		1	49	24.5			1	24.7	24.5			1	24.7
		25	0	23.3			2	23.7	23.3			2	23.7
		25	12	23.2			2	23.7	23.2			2	23.7
		25	25	23.3			2	23.7	23.3			2	23.7
	64QAM	50	0	23.2			2	23.7	23.2			2	23.7
		1	0	23.5			2	23.7	23.5			2	23.7
		1	25	23.5			2	23.7	23.5			2	23.7
		1	49	23.3			2	23.7	23.3			2	23.7
		25	0	22.2			3	22.7	22.2			3	22.7
		25	12	22.2			3	22.7	22.2			3	22.7
		25	25	22.2			3	22.7	22.2			3	22.7
256QAM	50	0	22.2			3	22.7	22.2			3	22.7	
	1	0	20.4			5	20.7	20.4			5	20.7	
	1	25	20.5			5	20.7	20.5			5	20.7	
	1	49	20.4			5	20.7	20.4			5	20.7	
	25	0	20.2			5	20.7	20.2			5	20.7	
	25	12	20.2			5	20.7	20.2			5	20.7	
	25	25	20.3			5	20.7	20.3			5	20.7	
50	0	20.2			5	20.7	20.2			5	20.7		
BW (MHz)	Mode	RB Allocation	RB Offset	Mode A Power (dBm)					Mode B Power (dBm)				
				133147	133297	133447	MPR	Max Power	133147	133297	133447	MPR	Max Power
				665.5 MHz					680.5 MHz				
5	QPSK	1	0	25.2	25.2	25.1	0	25.7	25.2	25.2	25.1	0	25.7
		1	12	25.3	25.4	25.2	0	25.7	25.3	25.4	25.2	0	25.7
		1	24	25.2	25.2	25.1	0	25.7	25.2	25.2	25.1	0	25.7
		12	0	24.2	24.2	24.2	1	24.7	24.2	24.2	24.2	1	24.7
		12	7	24.3	24.2	24.3	1	24.7	24.3	24.2	24.3	1	24.7
		12	13	24.2	24.3	24.2	1	24.7	24.2	24.3	24.2	1	24.7
		25	0	24.2	24.2	24.2	1	24.7	24.2	24.2	24.2	1	24.7
	16QAM	1	0	24.6	24.6	24.6	1	24.7	24.6	24.6	24.6	1	24.7
		1	12	24.6	24.7	24.7	1	24.7	24.6	24.7	24.7	1	24.7
		1	24	24.6	24.6	24.6	1	24.7	24.6	24.6	24.6	1	24.7
		12	0	23.2	23.3	23.3	2	23.7	23.2	23.3	23.3	2	23.7
		12	7	23.3	23.3	23.3	2	23.7	23.3	23.3	23.3	2	23.7
		12	13	23.2	23.3	23.3	2	23.7	23.2	23.3	23.3	2	23.7
	64QAM	25	0	23.2	23.2	23.2	2	23.7	23.2	23.2	23.2	2	23.7
		1	0	23.3	23.4	23.4	2	23.7	23.3	23.4	23.4	2	23.7
		1	12	23.4	23.4	23.4	2	23.7	23.4	23.4	23.4	2	23.7
		1	24	23.3	23.4	23.3	2	23.7	23.3	23.4	23.3	2	23.7
		12	0	22.2	22.2	22.2	3	22.7	22.2	22.2	22.2	3	22.7
		12	7	22.3	22.2	22.2	3	22.7	22.3	22.2	22.2	3	22.7
		12	13	22.3	22.3	22.2	3	22.7	22.3	22.3	22.2	3	22.7
256QAM	25	0	22.3	22.2	22.2	3	22.7	22.3	22.2	22.2	3	22.7	
	1	0	20.3	20.2	20.3	5	20.7	20.3	20.2	20.3	5	20.7	
	1	12	20.5	20.4	20.4	5	20.7	20.5	20.4	20.4	5	20.7	
	1	24	20.4	20.3	20.3	5	20.7	20.4	20.3	20.3	5	20.7	
	12	0	20.2	20.2	20.2	5	20.7	20.2	20.2	20.2	5	20.7	
	12	7	20.3	20.2	20.3	5	20.7	20.3	20.2	20.3	5	20.7	
12	13	20.3	20.2	20.2	5	20.7	20.3	20.2	20.2	5	20.7		
25	0	20.2	20.2	20.2	5	20.7	20.2	20.2	20.2	5	20.7		

**LTE Band 71 Measured Results (ANT2)**

BW (MHz)	Mode	RB Allocation	RB Offset	Mode A Power (dBm)				Mode B Power (dBm)			
				133297		MPR	Max Power	133297		MPR	Max Power
				680.5 MHz				680.5 MHz			
20	QPSK	1	0	24.0		0	25.2	24.0		0	25.2
		1	49	24.1		0	25.2	24.1		0	25.2
		1	99	24.0		0	25.2	24.0		0	25.2
		50	0	23.4		1	24.2	23.4		1	24.2
		50	24	23.5		1	24.2	23.5		1	24.2
		50	50	23.4		1	24.2	23.4		1	24.2
	16QAM	100	0	23.5		1	24.2	23.5		1	24.2
		1	0	23.6		1	24.2	23.6		1	24.2
		1	49	23.7		1	24.2	23.7		1	24.2
		1	99	23.7		1	24.2	23.7		1	24.2
		50	0	22.4		2	23.2	22.4		2	23.2
		50	24	22.5		2	23.2	22.5		2	23.2
	64QAM	50	50	22.5		2	23.2	22.5		2	23.2
		100	0	22.5		2	23.2	22.5		2	23.2
		1	0	22.5		2	23.2	22.5		2	23.2
		1	49	22.6		2	23.2	22.6		2	23.2
		1	99	22.6		2	23.2	22.6		2	23.2
		50	0	21.4		3	22.2	21.4		3	22.2
	256QAM	50	24	21.5		3	22.2	21.5		3	22.2
		50	50	21.5		3	22.2	21.5		3	22.2
		100	0	21.5		3	22.2	21.5		3	22.2
		1	0	19.7		5	20.2	19.7		5	20.2
		1	49	19.7		5	20.2	19.7		5	20.2
		1	99	19.8		5	20.2	19.8		5	20.2
15	QPSK	50	0	19.5		5	20.2	19.5		5	20.2
		50	24	19.6		5	20.2	19.6		5	20.2
		50	50	19.6		5	20.2	19.6		5	20.2
		100	0	19.6		5	20.2	19.6		5	20.2
		100	0	19.6		5	20.2	19.6		5	20.2
		100	0	19.6		5	20.2	19.6		5	20.2
BW (MHz)	Mode	RB Allocation	RB Offset	Mode A Power (dBm)				Mode B Power (dBm)			
				133297		MPR	Max Power	133297		MPR	Max Power
				680.5 MHz				680.5 MHz			
15	QPSK	1	0	24.0		0	25.2	24.0		0	25.2
		1	37	24.1		0	25.2	24.1		0	25.2
		1	74	24.1		0	25.2	24.1		0	25.2
		36	0	23.4		1	24.2	23.4		1	24.2
		36	20	23.4		1	24.2	23.4		1	24.2
		36	39	23.4		1	24.2	23.4		1	24.2
	16QAM	75	0	23.4		1	24.2	23.4		1	24.2
		1	0	23.6		1	24.2	23.6		1	24.2
		1	37	23.7		1	24.2	23.7		1	24.2
		1	74	23.7		1	24.2	23.7		1	24.2
		36	0	22.4		2	23.2	22.4		2	23.2
		36	20	22.4		2	23.2	22.4		2	23.2
	64QAM	36	39	22.5		2	23.2	22.5		2	23.2
		75	0	22.5		2	23.2	22.5		2	23.2
		1	0	22.6		2	23.2	22.6		2	23.2
		1	37	22.6		2	23.2	22.6		2	23.2
		1	74	22.6		2	23.2	22.6		2	23.2
		36	0	21.4		3	22.2	21.4		3	22.2
	256QAM	36	20	21.4		3	22.2	21.4		3	22.2
		36	39	21.5		3	22.2	21.5		3	22.2
		75	0	21.5		3	22.2	21.5		3	22.2
		1	0	19.5		5	20.2	19.5		5	20.2
		1	37	19.6		5	20.2	19.6		5	20.2
		1	74	19.7		5	20.2	19.7		5	20.2
15	QPSK	36	0	19.4		5	20.2	19.4		5	20.2
		36	20	19.4		5	20.2	19.4		5	20.2
		36	39	19.4		5	20.2	19.4		5	20.2
		75	0	19.5		5	20.2	19.5		5	20.2
		75	0	19.5		5	20.2	19.5		5	20.2
		75	0	19.5		5	20.2	19.5		5	20.2

**LTE Band 71 Measured Results (ANT2) (continued)**

BW (MHz)	Mode	RB Allocation	RB Offset	Mode A Power (dBm)				Mode B Power (dBm)					
				133147 665.5 MHz	133297 680.5 MHz	133447 695.5 MHz	MPR	Max Power	133147 665.5 MHz	133297 680.5 MHz	133447 695.5 MHz	MPR	Max Power
10	QPSK	1	0	24.3	24.3	24.3	0	25.2	24.3	24.3	24.3	0	25.2
		1	25	24.3	24.3	24.3	0	25.2	24.3	24.3	24.3	0	25.2
		1	49	24.3	24.3	24.3	0	25.2	24.3	24.3	24.3	0	25.2
		25	0	23.6	23.6	23.6	1	24.2	23.6	23.6	23.6	1	24.2
		25	12	23.6	23.6	23.6	1	24.2	23.6	23.6	23.6	1	24.2
		25	25	23.6	23.6	23.6	1	24.2	23.6	23.6	23.6	1	24.2
		50	0	23.6	23.6	23.6	1	24.2	23.6	23.6	23.6	1	24.2
	16QAM	1	0	24.0	24.0	24.0	1	24.2	24.0	24.0	24.0	1	24.2
		1	25	23.9	23.9	23.9	1	24.2	23.9	23.9	23.9	1	24.2
		1	49	24.0	24.0	24.0	1	24.2	24.0	24.0	24.0	1	24.2
		25	0	22.6	22.6	22.6	2	23.2	22.6	22.6	22.6	2	23.2
		25	12	22.7	22.7	22.7	2	23.2	22.7	22.7	22.7	2	23.2
		25	25	22.7	22.7	22.7	2	23.2	22.7	22.7	22.7	2	23.2
	64QAM	1	0	22.9	22.9	22.9	2	23.2	22.9	22.9	22.9	2	23.2
		1	25	22.9	22.9	22.9	2	23.2	22.9	22.9	22.9	2	23.2
		1	49	22.9	22.9	22.9	2	23.2	22.9	22.9	22.9	2	23.2
		25	0	21.6	21.6	21.6	3	22.2	21.6	21.6	21.6	3	22.2
		25	12	21.7	21.7	21.7	3	22.2	21.7	21.7	21.7	3	22.2
		25	25	21.7	21.7	21.7	3	22.2	21.7	21.7	21.7	3	22.2
	256QAM	1	0	19.7	19.7	19.7	5	20.2	19.7	19.7	19.7	5	20.2
1		25	19.8	19.8	19.8	5	20.2	19.8	19.8	19.8	5	20.2	
1		49	19.8	19.8	19.8	5	20.2	19.8	19.8	19.8	5	20.2	
25		0	19.6	19.6	19.6	5	20.2	19.6	19.6	19.6	5	20.2	
25		12	19.7	19.7	19.7	5	20.2	19.7	19.7	19.7	5	20.2	
25		25	19.7	19.7	19.7	5	20.2	19.7	19.7	19.7	5	20.2	
5	256QAM	50	0	19.7	19.7	19.7	5	20.2	19.7	19.7	19.7	5	20.2

### 9.4. LTE Up-Link Carrier Aggregation

The following tests were conducted according to the test requirements outlined in section 6.2 of the 3GPP TS36.101 specification.

For inter-band carrier aggregation with uplink assigned to one E-UTRA band (Table 5.6A-1), the requirements in subclause 6.2.3 apply.

For inter-band carrier aggregation with one component carrier per operating band and the uplink active in two E-UTRA bands, the requirements in subclause 6.2.3 apply for each uplink component carrier.

For intra-band contiguous carrier aggregation the allowed Maximum Power Reduction (MPR) for the maximum output power applicable to the DUT in table below. In case the modulation format is different on different component carriers then the MPR is determined by the rules applied to higher order of those modulations.

Modulation	CA bandwidth Class B and C / Smallest Component Carrier Transmission Bandwidth Configuration				MPR (dB)
	25 RB	50 RB	75 RB	100 RB	
QPSK	> 8 and ≤ 25	> 12 and ≤ 50	> 16 and ≤ 75	> 18 and ≤ 100	≤ 1
QPSK	> 25	> 50	> 75	> 100	≤ 2
16 QAM	≤ 8	≤ 12	≤ 16	≤ 18	≤ 1
16 QAM	> 8 and ≤ 25	> 12 and ≤ 50	> 16 and ≤ 75	> 18 and ≤ 100	≤ 2
16 QAM	> 25	> 50	> 75	> 100	≤ 3
64 QAM	≤ 8 and allocation wholly contained within a single CC	≤ 12 and allocation wholly contained within a single CC	≤ 16 and allocation wholly contained within a single CC	≤ 18 and allocation wholly contained within a single CC	≤ 2
64 QAM	> 8 or allocation extends across two CC's	> 12 or allocation extends across two CC's	> 16 or allocation extends across two CC's	> 18 or allocation extends across two CC's	≤ 3

For PUCCH and SRS transmissions, the allowed MPR is according to that specified for PUSCH WPKD modulation for the corresponding transmission bandwidth.

For intra-band contiguous carrier aggregation bandwidth class C with non-contiguous resource allocation, the allowed Maximum Power Reduction (MPR) for the maximum output power in Table 6.2.2A-1 is specified as follows

$$MPR = \text{CEIL} \{ \min(M_A, M_{IM5}), 0.5 \}$$

Where  $M_A$  is defined as follows

$M_A =$	8.2	; $0 \leq A < 0.025$
	$9.2 - 40A$	; $0.025 \leq A < 0.05$
	$8 - 16A$	; $0.05 \leq A < 0.25$
	$4.83 - 3.33A$	; $0.25 \leq A \leq 0.4$

$$3.83 - 0.83A \quad ; 0.4 \leq A \leq 1$$

and  $M_{IM5}$  is defined as follows

$$M_{IM5} = \begin{array}{ll} 4.5 & ; \Delta_{IM5} < 1.5 * BW_{Channel\_CA} \\ 6.0 & ; 1.5 * BW_{Channel\_CA} \leq \Delta_{IM5} < BW_{Channel\_CA}/2 + \Delta f_{ooB} \\ M_A & ; \Delta_{IM5} \geq BW_{Channel\_CA}/2 + \Delta f_{ooB} \end{array}$$

Where

$$A = N_{RB\_alloc} / N_{RB\_agg}$$

$$\Delta_{IM5} = \max(|F_{C\_agg} - (3 * F_{agg\_alloc\_low} - 2 * F_{agg\_alloc\_high})|, |F_{C\_agg} - (3 * F_{agg\_alloc\_high} - 2 * F_{agg\_alloc\_low})|)$$

$CEIL\{M_A, 0.5\}$  means rounding upwards to closest 0.5dB, i.e.  $MPR \in [3.0, 3.5, 4.0, 4.5, 5.0, 5.5, 6.0, 6.5, 7.0, 7.5, 8.0, 8.5]$

For intra-band carrier aggregation, the MPR is evaluated per slot and given by the maximum value taken over the transmission(s) on all component carriers within the slot; the maximum MPR over the two slots is then applied for the entire subframe.

For intra-band non-contiguous carrier aggregation with one uplink carrier on the PCC, the requirements in the subclause 6.2.3 apply. For intra-band non-contiguous aggregation with two uplink carriers the MPR is defined for those E-UTRA bands where maximum possible  $W_{GAP} \leq 42.2$  MHz as follows

$$MPR = CEIL\{M_A, 0.5\}$$

Where  $M_N$  is defined as follows

$$M_N = \begin{array}{ll} -0.125N + 18.25 & ; 2 \leq N \leq 50 \\ -0.0333 N + 13.67 & ; 50 < N \leq 200 \end{array}$$

Where  $N = N_{RB\_alloc}$  is the number of allocated resource blocks.

For the UE maximum output power modified by MPR, the power limits specified in subclause 6.2.5A apply.

**LTE Intra-Band Contiguous Carrier Aggregation**

UL CA shall be tested based on the worst-case SAR configuration determined from non-CA SAR testing result. The channel BW, channel number, RB allocation, etc. would be selected to allow contiguous CA of PCC and SCC. Uplink output power for UL CA is the total power measured across the PCC and SCC.

UL CA power measurements were performed for each antennas at with QPSK modulation based on the worst-case standalone SAR.

The UL CA mode power measurements represent the total power across both carriers. Measurements were made for all supported PCC bandwidths using the channel/RB combination resulting in the highest standalone output power at the least MPR (0 dB). SCCs were set to use configurations similar to the PCC to establish conservative or worst-case equivalent SAR test conditions (highest maximum output power with MPR of 0 dB and RB allocation setting).

The standalone power measurement is the power for the PCC in the non-CA mode (i.e. single carrier power). In all cases the UL CA power is less than or equal to the standalone power, which is in accordance with the tune-up limits in table below.

According to April 2015 TCB workshop, SAR test exclusion can be applied for testing overlapping LTE bands as follows:

- a) The maximum output power, including tolerance, for the smaller band must be ≤ the larger band to qualify for the SAR test exclusion.
- b) The channel bandwidth and other operating parameters for the smaller band must be fully supported by the larger band.

According to November 2017 TCB workshop, Uplink CA SAR Test Guidance as follows:

- a) When the maximum output power for UL CA is ≤ standalone LTE mode (without CA)
  - PCC is configured according to the highest standalone SAR configuration tested.
  - SCC and subsequent CCs are configured according to procedures used for power measurement and parameters (BW, RB etc.) similar to that used for the PCC.
- b) When the Reported SAR for UL CA configuration, described above, is > 1.2 W/kg, UL CA SAR is also required for all required test channels (PCC based)
- c) UL CA SAR is also required for standalone SAR configurations > 1.2 W/kg when they are scaled to the UL CA power level.

**Maximum Output Power for LTE UL Carrier Aggregation**

RF Air interface	Mode	Maximum Output Power (dBm)							
		ANT7		ANT8		ANT9		ANT4	
		Mode A	Mode B	Mode A	Mode B	Mode A	Mode B	Mode A	Mode B
CA_5B	QPSK	25.7	25.7	23.5	25.2				
CA_7C	QPSK	24.7	20.8	17.7	19.0	23.3	20.5	18.6	19.2
CA_41C (PC3)	QPSK	25.7	22.6	20.0	20.7	23.9	22.1	19.4	20.7
CA_41C (PC2)	QPSK	28.0	24.2	21.6	22.3	25.5	23.7	21.0	22.3
RF Air interface	Mode	Maximum Output Power (dBm)							
		ANT7		ANT8		ANT9		ANT4	
		Mode A	Mode B	Mode A	Mode B	Mode A	Mode B	Mode A	Mode B
CA_48C	QPSK	23.7	21.5	21.5	20.7	22.1	21.2	22.3	23.1

**Note(s):**

PCC RB allocation setting for UL CA has been adjusted based on the worst-case power.



**LTE CA 5B Measured Results**

UL CA Combination	Antenna	Power Mode(s)	Modulation	PCC					SCC					Standalone Power		(PCC + SCC) UL CA Power		
				BW (MHz)	Channel	Frequency (MHz)	RB	Offset	BW (MHz)	Channel	Frequency (MHz)	RB	Offset	Maximum Output Power (dBm)	UL CA Inactive (dBm)	Maximum Output Power (dBm)	UL CA Active (dBm)	Delta
CA_5B	ANT 1	Mode A	QPSK	10	20476	831.6	1	49	10	20575	841.5	1	0	25.7	25.3	25.7	25.1	-0.2
CA_5B	ANT 1	Mode B	QPSK	10	20476	831.6	1	49	10	20575	841.5	1	0	25.7	25.3	25.7	25.1	-0.2
CA_5B	ANT 2	Mode A	QPSK	10	20476	831.6	1	49	10	20575	841.5	1	0	23.5	22.6	23.5	22.4	-0.2
CA_5B	ANT 2	Mode B	QPSK	10	20476	831.6	1	49	10	20575	841.5	1	0	25.2	24.4	25.2	24.2	-0.2

**LTE CA 7C Measured Results**

UL CA Combination	Antenna	Power Mode(s)	Modulation	PCC					SCC					Standalone Power		(PCC + SCC) UL CA Power		
				BW (MHz)	Channel	Frequency (MHz)	RB	Offset	BW (MHz)	Channel	Frequency (MHz)	RB	Offset	Maximum Output Power (dBm)	UL CA Inactive (dBm)	Maximum Output Power (dBm)	UL CA Active (dBm)	Delta
CA_7C	ANT 1	Mode A	QPSK	20	21001	2525.1	1	99	20	21199	2544.9	1	0	24.7	24.2	24.7	24.2	0.1
CA_7C	ANT 1	Mode B	QPSK	20	21001	2525.1	1	99	20	21199	2544.9	1	0	20.8	20.3	20.8	20.4	0.1
CA_7C	ANT 2	Mode A	QPSK	20	21001	2525.1	1	99	20	21199	2544.9	1	0	17.7	16.6	17.7	16.6	0.0
CA_7C	ANT 2	Mode B	QPSK	20	21152	2540.2	1	99	20	21350	2560.0	1	0	19.0	17.7	19.0	17.9	0.2
CA_7C	ANT 3	Mode A	QPSK	20	21001	2525.1	1	99	20	21199	2544.9	1	0	23.3	23.0	23.3	23.1	0.1
CA_7C	ANT 3	Mode B	QPSK	20	21001	2525.1	1	99	20	21199	2544.9	1	0	20.5	19.6	20.5	19.7	0.0
CA_7C	ANT 4	Mode A	QPSK	20	20850	2510.0	1	99	20	21048	2529.8	1	0	18.6	17.5	18.6	17.6	0.1
CA_7C	ANT 4	Mode B	QPSK	20	20850	2510.0	1	99	20	21048	2529.8	1	0	19.2	18.2	19.2	18.2	0.0

**LTE CA 41C (PC3) Measured Results**

UL CA Combination	Antenna	Power Mode(s)	Modulation	PCC					SCC					Standalone Power		(PCC + SCC) UL CA Power		
				BW (MHz)	Channel	Frequency (MHz)	RB	Offset	BW (MHz)	Channel	Frequency (MHz)	RB	Offset	Maximum Output Power (dBm)	UL CA Inactive (dBm)	Maximum Output Power (dBm)	UL CA Active (dBm)	Delta
CA_41C	ANT 1	Mode A	QPSK	20	40521	2583.1	1	99	20	40719	2602.9	1	0	25.7	25.2	25.7	25.1	-0.1
CA_41C	ANT 1	Mode B	QPSK	20	40521	2583.1	1	99	20	40719	2602.9	1	0	22.6	22.1	22.6	22.0	-0.1
CA_41C	ANT 2	Mode A	QPSK	20	40521	2583.1	1	99	20	40719	2602.9	1	0	20.0	19.0	20.0	18.9	0.0
CA_41C	ANT 2	Mode B	QPSK	20	40521	2583.1	1	99	20	40719	2602.9	1	0	20.7	19.7	20.7	19.6	0.0
CA_41C	ANT 3	Mode A	QPSK	20	40521	2583.1	1	99	20	40719	2602.9	1	0	23.9	23.6	23.9	23.5	-0.1
CA_41C	ANT 3	Mode B	QPSK	20	40521	2583.1	1	99	20	40719	2602.9	1	0	22.1	21.7	22.1	21.6	-0.1
CA_41C	ANT 4	Mode A	QPSK	20	40521	2583.1	1	99	20	40719	2602.9	1	0	19.4	18.7	19.4	18.6	-0.1
CA_41C	ANT 4	Mode B	QPSK	20	39750	2506.0	1	99	20	39948	2525.8	1	0	20.7	19.9	20.7	20.0	0.1

**Note(s):**

1. Additional SAR for UL CA PC2 is not required. Test reduction has been applied based on standalone SAR.
2. SAR evaluation for PC2 is only required when its Maximum output power is higher from PC3.

**LTE CA 48C Measured Results**

UL CA Combination	Antenna	Power Mode(s)	Modulation	PCC					SCC					Standalone Power		(PCC + SCC) UL CA Power		
				BW (MHz)	Channel	Frequency (MHz)	RB	Offset	BW (MHz)	Channel	Frequency (MHz)	RB	Offset	Maximum Output Power (dBm)	UL CA Inactive (dBm)	Maximum Output Power (dBm)	UL CA Active (dBm)	Delta
CA_48C	ANT 7	Mode A	QPSK	20	55891	3615.1	1	99	20	56089	3634.9	1	0	23.7	23.1	23.7	23.0	-0.1
CA_48C	ANT 7	Mode B	QPSK	20	55340	3560.0	1	99	20	55538	3579.8	1	0	21.5	20.6	21.5	20.8	0.1
CA_48C	ANT 8	Mode A	QPSK	20	55340	3560.0	1	99	20	55538	3579.8	1	0	21.5	20.2	21.5	20.2	0.0
CA_48C	ANT 8	Mode B	QPSK	20	55340	3560.0	1	99	20	55538	3579.8	1	0	20.7	19.8	20.7	19.9	0.0
CA_48C	ANT 9	Mode A	QPSK	20	55891	3615.1	1	99	20	56089	3634.9	1	0	22.1	21.7	22.1	21.7	0.0
CA_48C	ANT 9	Mode B	QPSK	20	55891	3615.1	1	99	20	56089	3634.9	1	0	21.2	20.8	21.2	20.7	0.0
CA_48C	ANT 9	Mode B	QPSK	20	56442	3670.2	1	99	20	56640	3690.0	1	0	21.2	20.8	21.2	20.9	0.0
CA_48C	ANT 4	Mode A	QPSK	20	55891	3615.1	1	99	20	56089	3634.9	1	0	22.3	21.7	22.3	21.8	0.1
CA_48C	ANT 4	Mode B	QPSK	20	55891	3615.1	1	99	20	56089	3634.9	1	0	23.1	21.9	23.1	21.9	0.0

**LTE Inter-Band Carrier Aggregation**

According to October 2018 TCB workshop, Uplink CA SAR Test Guidance as follows:

- Provide the single uplink SAR values you have obtained for the relevant SAR configurations and frequency bands that employ inter-band uplink carrier aggregation.
- If the single uplink 1-g SAR values for each band are both less than 0.8 W/kg and the algebraic summation of the 1-g SAR values are less than 1.45 W/kg no additional measurements need to be performed.
- If one of the single uplink 1-g SAR values is greater than 0.8 W/kg, instead of algebraically summing the 1-g SAR values, sum up the SAR distributions, similar to the enlarged zoom scan (volume scan) procedures found in FCC KDB Publication 865664 D01 SAR Measurement 100 MHz to 6 GHz v01r04.
- If the algebraic sum of the 1-g SAR values is > 1.45 W/kg additional measurements may have to be made. Submit a KDB inquiry for additional guidance.

**Maximum Output Power (Tune-up Limit) and SAR test exemption for LTE UL Carrier Aggregation**

The maximum UL CA transmit power is reduced by 3dB from the standalone values for both carriers therefore SAR will be reduced accordingly.

The reported 1g SAR for any standalone LTE configuration does not exceed 1.2 W/kg. The worst-case UL CA SAR per band will therefore be <0.6W/kg. As the SAR for each individual band is <0.6 W/kg and the algebraic summation cannot exceed 1.2 W/kg no further measurements are needed.

The combined SAR contribution cannot exceed the highest standalone SAR:

$$(SAR_{LTE1/2} + SAR_{LTE2/2} \leq \text{Max}(SAR_{LTE1}, SAR_{LTE2}))$$

therefore, simultaneous transmission analysis of UL-CA and WLAN/BT transmitters can be done using either of the standalone LTE SAR values alone.

**9.5. LTE Down-Link Carrier Aggregation**

This device supports LTE downlink carrier aggregation (CA). The tables Appendix G is showing the supported frequency bands of the device for DL Inter-band and DL Intra-band combinations.

## 9.6. 5G NR(FR1)

The following tests were conducted according to the test requirements outlined in section 6.2 of the 3GPP TS 138.521-1 specification.

UE Power Class: 3 (23 +/- 2dBm). The allowed Maximum Power Reduction (MPR) for the maximum output power due to higher order modulation and transmit bandwidth configuration (resource blocks) is specified in Table 6.2.3-1 of the 3GPP TS138.521-1.

**Table 6.2.2.3-1: Maximum Power Reduction (MPR) for Power 3**

Modulation	MPR (dB)		
	Edge RB allocations	Outer RB allocations	Inner RB allocations
DFT-s-OFDM PI/2 BPSK	$\leq 3.5^1$	$\leq 1.2^1$	$\leq 0.2^1$
DFT-s-OFDM QPSK	$\leq 0.5^2$		$0^2$
DFT-s-OFDM 16 QAM	$\leq 1$		0
DFT-s-OFDM 64 QAM	$\leq 2$		$\leq 1$
DFT-s-OFDM 256 QAM		$\leq 2.5$	
CP-OFDM QPSK		$\leq 4.5$	
CP-OFDM 16 QAM	$\leq 3$		$\leq 1.5$
CP-OFDM 64 QAM	$\leq 3$		$\leq 2$
CP-OFDM 256 QAM		$\leq 3.5$	
		$\leq 6.5$	
NOTE 1: Applicable for UE operating in TDD mode with PI/2 BPSK modulation and UE indicates support for UE capability <i>powerBoosting-pi2BPSK</i> and if the IE <i>powerBoostPi2BPSK</i> is set to 1 and 40 % or less slots in radio frame are used for UL transmission for bands n40, n41, n77, n78 and n79. The reference power of 0dB MPR is 26dBm.			
NOTE 2: Applicable for UE operating in FDD mode, or in TDD mode in bands other than n40, n41, n77, n78 and n79 and if the IE <i>powerBoostPi2BPSK</i> is set to 0 and if more than 40% of slots in radio frame are used for UL transmission for bands n40, n41, n77, n78 and n79.			

The allowed A-MPR values specified below in Table 6.2.3.3.1-1 of 3GPP TS138.521-1 are in addition to the allowed MPR requirements. All the measurements below were performed with A-MPR disabled, by using Network Signaling Value of "NS\_01"

**Table 6.2.3.3.1-1: Additional maximum power reduction (A-MPR)**

Network Signalling label	Requirements (subclause)	NR Band	Channel bandwidth (MHz)	Resources Blocks ( $N_{RB}$ )	A-MPR (dB)
NS_01		Table 5.2-1	5, 10, 15, 20, 25, 30, 40, 50, 60, 80, 90, 100	Table 5.3.2-1	N/A

Uplink RB allocations were used to Table 6.1-1 of the 3GPP TS 138.521-1.

Channel Bandwidth	SCS(kHz)	OFDM	RB allocation							
			Edge_Full_Left	Edge_Full_Right	Edge_1RB_Left	Edge_1RB_Right	Outer_Full	Inner_Full	Inner_1RB_Left	Inner_1RB_Right
5MHz	15	DFT-s	2@0	2@23	1@0	1@24	25@0	12@6	1@1	1@23
		CP	2@0	2@23	1@0	1@24	25@0	13@6	1@1	1@23
	30	DFT-s	2@0	2@9	1@0	1@10	10@0	5@2 <sup>1</sup>	1@1	1@9
		CP	2@0	2@9	1@0	1@10	11@0	5@2 <sup>1</sup>	1@1	1@9
	60	DFT-s	N/A	N/A	N/A	N/A	N/A	N/A	N/A	N/A
		CP	N/A	N/A	N/A	N/A	N/A	N/A	N/A	N/A
10MHz	15	DFT-s	2@0	2@50	1@0	1@51	50@0	25@12	1@1	1@50
		CP	2@0	2@50	1@0	1@51	52@0	26@13	1@1	1@50
	30	DFT-s	2@0	2@22	1@0	1@23	24@0	12@6	1@1	1@22
		CP	2@0	2@22	1@0	1@23	24@0	12@6	1@1	1@22
	60	DFT-s	2@0	2@9	1@0	1@10	10@0	5@2 <sup>1</sup>	1@1	1@9
		CP	2@0	2@9	1@0	1@10	11@0	5@2 <sup>1</sup>	1@1	1@9
15MHz	15	DFT-s	2@0	2@77	1@0	1@78	75@0	36@18	1@1	1@77
		CP	2@0	2@77	1@0	1@78	79@0	39@19 <sup>1</sup>	1@1	1@77
	30	DFT-s	2@0	2@36	1@0	1@37	36@0	18@9	1@1	1@36
		CP	2@0	2@36	1@0	1@37	38@0	19@9	1@1	1@36
	60	DFT-s	2@0	2@16	1@0	1@17	18@0	9@4	1@1	1@16
		CP	2@0	2@16	1@0	1@17	18@0	9@4	1@1	1@16
20MHz	15	DFT-s	2@0	2@104	1@0	1@105	100@0	50@25	1@1	1@104
		CP	2@0	2@104	1@0	1@105	106@0	53@26	1@1	1@104
	30	DFT-s	2@0	2@49	1@0	1@50	50@0	25@12	1@1	1@49
		CP	2@0	2@49	1@0	1@50	51@0	25@12 <sup>1</sup>	1@1	1@49
	60	DFT-s	2@0	2@22	1@0	1@23	24@0	12@6	1@1	1@22
		CP	2@0	2@22	1@0	1@23	24@0	12@6	1@1	1@22
25MHz	15	DFT-s	2@0	2@131	1@0	1@132	128@0	64@32	1@1	1@131
		CP	2@0	2@131	1@0	1@132	133@0	67@33	1@1	1@131
	30	DFT-s	2@0	2@63	1@0	1@64	64@0	32@16	1@1	1@63
		CP	2@0	2@63	1@0	1@64	65@0	33@16	1@1	1@63
	60	DFT-s	2@0	2@29	1@0	1@30	30@0	15@7 <sup>1</sup>	1@1	1@29
		CP	2@0	2@29	1@0	1@30	31@0	15@7 <sup>1</sup>	1@1	1@29
30MHz	15	DFT-s	2@0	2@158	1@0	1@159	160@0	80@40	1@1	1@158
		CP	2@0	2@158	1@0	1@159	160@0	80@40	1@1	1@158
	30	DFT-s	2@0	2@78	1@0	1@77	75@0	36@18	1@1	1@78
		CP	2@0	2@78	1@0	1@77	78@0	39@19	1@1	1@78
	60	DFT-s	2@0	2@36	1@0	1@37	36@0	18@9	1@1	1@36
		CP	2@0	2@36	1@0	1@37	38@0	19@9	1@1	1@36
40MHz	15	DFT-s	2@0	2@214	1@0	1@215	216@0	108@54	1@1	1@214
		CP	2@0	2@214	1@0	1@215	216@0	108@54	1@1	1@214
	30	DFT-s	2@0	2@104	1@0	1@105	100@0	50@25	1@1	1@104
		CP	2@0	2@104	1@0	1@105	106@0	53@26	1@1	1@104
	60	DFT-s	2@0	2@49	1@0	1@50	50@0	25@12	1@1	1@49
		CP	2@0	2@49	1@0	1@50	51@0	25@12 <sup>1</sup>	1@1	1@49
50MHz	15	DFT-s	2@0	2@268	1@0	1@269	270@0	135@67	1@1	1@268
		CP	2@0	2@268	1@0	1@269	270@0	135@67	1@1	1@268
	30	DFT-s	2@0	2@131	1@0	1@132	128@0	64@32	1@1	1@131
		CP	2@0	2@131	1@0	1@132	133@0	67@33	1@1	1@131
	60	DFT-s	2@0	2@63	1@0	1@64	64@0	32@16	1@1	1@63
		CP	2@0	2@63	1@0	1@64	65@0	33@16	1@1	1@63
60MHz	15	DFT-s	N/A	N/A	N/A	N/A	N/A	N/A	N/A	N/A
		CP	N/A	N/A	N/A	N/A	N/A	N/A	N/A	N/A
	30	DFT-s	2@0	2@160	1@0	1@161	162@0	81@40	1@1	1@160
		CP	2@0	2@160	1@0	1@161	162@0	81@40	1@1	1@160
	60	DFT-s	2@0	2@77	1@0	1@78	75@0	36@18	1@1	1@77
		CP	2@0	2@77	1@0	1@78	79@0	39@19 <sup>1</sup>	1@1	1@77
80MHz	15	DFT-s	N/A	N/A	N/A	N/A	N/A	N/A	N/A	N/A
		CP	N/A	N/A	N/A	N/A	N/A	N/A	N/A	N/A
90MHz	30	DFT-s	2@0	2@215	1@0	1@216	216@0	108@54	1@1	1@215
		CP	2@0	2@215	1@0	1@216	217@0	109@54	1@1	1@215
	60	DFT-s	2@0	2@105	1@0	1@106	100@0	50@25	1@1	1@105
		CP	2@0	2@105	1@0	1@106	107@0	53@26 <sup>1</sup>	1@1	1@105
	15	DFT-s	N/A	N/A	N/A	N/A	N/A	N/A	N/A	N/A
		CP	N/A	N/A	N/A	N/A	N/A	N/A	N/A	N/A
30	DFT-s	2@0	2@243	1@0	1@244	240@0	120@60	1@1	1@243	
	CP	2@0	2@243	1@0	1@244	245@0	123@61	1@1	1@243	
60	DFT-s	2@0	2@119	1@0	1@120	120@0	60@30	1@1	1@119	
	CP	2@0	2@119	1@0	1@120	121@0	61@30	1@1	1@119	
100MHz	15	DFT-s	N/A	N/A	N/A	N/A	N/A	N/A	N/A	N/A
		CP	N/A	N/A	N/A	N/A	N/A	N/A	N/A	N/A
	30	DFT-s	2@0	2@271	1@0	1@272	270@0	135@67	1@1	1@271
		CP	2@0	2@271	1@0	1@272	273@0	137@68	1@1	1@271
	60	DFT-s	2@0	2@133	1@0	1@134	135@0	64@32	1@1	1@133
		CP	2@0	2@133	1@0	1@134	135@0	67@33 <sup>1</sup>	1@1	1@133

Note 1: The allocated RB number  $Low$  is  $cell(N_{RB}/2) - 1$  in order to meet Inner RB allocation definition ( $RB_{start,Low} \leq RB_{start} \leq RB_{start,High}$ ) described in subclause 6.2.2 of TS 38.101-1 [2].

**Maximum Output Power for 5G NR (FR1)**

According to April 2015 TCB workshop, SAR test exclusion can be applied for testing overlapping 5G NR(FR1) bands as follows:

- c) The maximum output power, including tolerance, for the smaller band must be ≤ the larger band to qualify for the SAR test exclusion.
- d) The channel bandwidth and other operating parameters for the smaller band must be fully supported by the larger band.

- NR Band n2 (1850-1910 MHz) is covered by NR Band n25 (1850-1915 MHz)

Maximum bandwidth does not support at least three non-overlapping channels in certain channel bandwidths. When a device supports overlapping channel assignment in a channel bandwidth configuration, the middle channel of the group of overlapping channels should be selected for testing per KDB 941225 D05 SAR for LTE Devices.

SAR measurement is not required for the Pi/2 BPSK, 16QAM, 64QAM and 256QAM. When the highest maximum output power for Pi/2 BPSK, 16QAM, 64QAM and 256QAM is ≤ ½ dB higher than the QPSK or when the reported SAR for the QPSK configuration is ≤ 1.45 W/kg.

Please refer to section 6.5. for 5G NR(FR1) detail test channels.

RF Air interface	Mode	Maximum Output Power (dBm)							
		ANT1		ANT2		ANT3		ANT4	
		Mode A	Mode B	Mode A	Mode B	Mode A	Mode B	Mode A	Mode B
NR n2	π/2 BPSK & QPSK	24.5	19.6	19.8	19.6	22.3	21.8	16.8	18.5
NR n5	π/2 BPSK & QPSK	25.7	25.7	23.5	25.2				
NR n7	π/2 BPSK & QPSK	24.7	20.8	17.7	19.0	23.3	20.5	18.6	19.2
NR n12	π/2 BPSK & QPSK	25.7	25.7	25.2	25.2				
NR n14	π/2 BPSK & QPSK	25.7	25.7	24.7	25.2				
NR n25	π/2 BPSK & QPSK	24.5	19.6	19.8	19.6	22.3	21.8	16.8	18.5
NR n26	π/2 BPSK & QPSK	25.7	25.7	23.5	25.2				
NR n30	π/2 BPSK & QPSK	25.0	19.4	19.3	19.8	23.0	23.1	17.8	19.3
NR n41 (PC3)	π/2 BPSK & QPSK	24.4	20.6	18.0	18.7	21.9	20.1	17.4	18.7
NR n41 (PC2)	π/2 BPSK & QPSK	27.4	23.6	21.0	21.7	24.9	23.1	20.4	21.7
NR n53	π/2 BPSK & QPSK	20.7	20.7	18.4	19.4				
NR n66	π/2 BPSK & QPSK	24.2	20.0	18.1	18.3	21.6	22.1	18.2	20.0
NR n70	π/2 BPSK & QPSK	24.2	20.0	18.1	18.3	21.6	22.1	18.2	20.0
NR n71	π/2 BPSK & QPSK	25.7	25.7	25.2	25.2				
RF Air interface	Mode	Maximum Output Power (dBm)							
		ANT7		ANT8		ANT9		ANT4	
		Mode A	Mode B	Mode A	Mode B	Mode A	Mode B	Mode A	Mode B
NR n48	π/2 BPSK & QPSK	21.7	19.5	19.5	18.7	20.1	19.2	20.3	21.1
NR n77 (PC3)	π/2 BPSK & QPSK	21.7	18.6	19.1	17.8	19.3	17.7	18.5	19.5
NR n77 (PC2)	π/2 BPSK & QPSK	24.7	21.6	22.1	20.8	22.3	20.7	21.5	22.5

**NR Band 5 Measured Results (ANT1)**

BW (MHz)	Modulation	RB Allocation	RB offset	Mode A Power (dBm)					Mode B Power (dBm)				
				166800	167300	167800	MPR	Max Power	166800	167300	167800	MPR	Max Power
				834 MHz	836.5 MHz	839 MHz			834 MHz	836.5 MHz	839 MHz		
20	π/2 BPSK	1	1		24.8		0	25.7		24.8		0	25.7
		1	104		24.7		0	25.7		24.7		0	25.7
		50	28		25.0		0	25.7		25.0		0	25.7
	QPSK	1	1		25.0		0	25.7		25.0		0	25.7
		1	104		25.1		0	25.7		25.1		0	25.7
		50	28		24.9		0	25.7		24.9		0	25.7
BW (MHz)	Modulation	RB Allocation	RB offset	Mode A Power (dBm)					Mode B Power (dBm)				
				166300	167300	168300	MPR	Max Power	166300	167300	168300	MPR	Max Power
				831.5 MHz	836.5 MHz	841.5 MHz			831.5 MHz	836.5 MHz	841.5 MHz		
15	π/2 BPSK	1	1		25.1		0	25.7		25.1		0	25.7
		1	77		24.9		0	25.7		24.9		0	25.7
BW (MHz)	Modulation	RB Allocation	RB offset	Mode A Power (dBm)					Mode B Power (dBm)				
				165800	167300	168800	MPR	Max Power	165800	167300	168800	MPR	Max Power
				829 MHz	836.5 MHz	844 MHz			829 MHz	836.5 MHz	844 MHz		
10	π/2 BPSK	1	1		24.9		0	25.7		24.9		0	25.7
		1	50		24.8		0	25.7		24.8		0	25.7
BW (MHz)	Modulation	RB Allocation	RB offset	Mode A Power (dBm)					Mode B Power (dBm)				
				165300	167300	169300	MPR	Max Power	165300	167300	169300	MPR	Max Power
				826.5 MHz	836.5 MHz	846.5 MHz			826.5 MHz	836.5 MHz	846.5 MHz		
5	π/2 BPSK	1	1		25.0		0	25.7		25.0		0	25.7
		1	23		25.0	24.8	24.9	0	25.7	25.0	24.8	24.9	0

**NR Band 5 Measured Results (ANT2)**

BW (MHz)	Modulation	RB Allocation	RB offset	Mode A Power (dBm)					Mode B Power (dBm)					
				166800	167300	167800	MPR	Max Power	166800	167300	167800	MPR	Max Power	
				834 MHz	836.5 MHz	839 MHz			834 MHz	836.5 MHz	839 MHz			
20	π/2 BPSK	1	1		22.8		0	23.5		24.6		0	25.2	
		1	104		22.5		0	23.5		24.2		0	25.2	
		50	28		22.7		0	23.5		24.3		0	25.2	
	QPSK	1	1		22.6		0	23.5		24.5		0	25.2	
		1	104		22.6		0	23.5		24.2		0	25.2	
		50	28		22.5		0	23.5		24.4		0	25.2	
BW (MHz)	Modulation	RB Allocation	RB offset	Mode A Power (dBm)					Mode B Power (dBm)					
				166300	167300	168300	MPR	Max Power	166300	167300	168300	MPR	Max Power	
				831.5 MHz	836.5 MHz	841.5 MHz			831.5 MHz	836.5 MHz	841.5 MHz			
15	π/2 BPSK	1	1		22.8		0	23.5		24.5		0	25.2	
		1	77		22.6		0	23.5		24.3		0	25.2	
BW (MHz)	Modulation	RB Allocation	RB offset	Mode A Power (dBm)					Mode B Power (dBm)					
				165800	167300	168800	MPR	Max Power	165800	167300	168800	MPR	Max Power	
				829 MHz	836.5 MHz	844 MHz			829 MHz	836.5 MHz	844 MHz			
10	π/2 BPSK	1	1		22.6		0	23.5		24.3		0	25.2	
		1	50		22.5		0	23.5		24.2		0	25.2	
BW (MHz)	Modulation	RB Allocation	RB offset	Mode A Power (dBm)					Mode B Power (dBm)					
				165300	167300	169300	MPR	Max Power	165300	167300	169300	MPR	Max Power	
				826.5 MHz	836.5 MHz	846.5 MHz			826.5 MHz	836.5 MHz	846.5 MHz			
5	π/2 BPSK	1	1		22.8	22.7	22.7	0	23.5	24.5	24.3	24.3	0	25.2
		1	23		22.7	22.6	22.6	0	23.5	24.4	24.4	24.3	0	25.2

**NR Band 7 Measured Results (ANT1)**

BW (MHz)	Modulation	RB Allocation	RB offset	Mode A Power (dBm)					Mode B Power (dBm)				
				504000	507000	510000	MPR	Max Power	504000	507000	510000	MPR	Max Power
				2520 MHz	2535 MHz	2550 MHz			2520 MHz	2535 MHz	2550 MHz		
40	π/2 BPSK	1	1		24.1		0	24.7		19.8		0	20.8
		1	214		24.3		0	24.7		19.9		0	20.8
		108	54		24.3		0	24.7		19.7		0	20.8
	QPSK	1	1		24.2		0	24.7		19.7		0	20.8
		1	214		24.5		0	24.7		20.0		0	20.8
		108	54		24.3		0	24.7		19.7		0	20.8
35	π/2 BPSK	1	1		24.2		0	24.7		19.6		0	20.8
		1	186		24.4		0	24.7		19.9		0	20.8
30	π/2 BPSK	1	1		24.3		0	24.7		19.7		0	20.8
		1	158		24.4		0	24.7		19.9		0	20.8
25	π/2 BPSK	1	1		24.3		0	24.7		19.8		0	20.8
		1	131		24.4		0	24.7		19.9		0	20.8
20	π/2 BPSK	1	1	24.3	24.3	24.3	0	24.7	20.0	20.0	20.0	0	20.8
		1	104	24.5	24.5	24.5	0	24.7	19.9	19.9	19.9	0	20.8
15	π/2 BPSK	1	1	24.4	24.4	24.4	0	24.7	19.9	19.9	19.9	0	20.8
		1	77	24.6	24.6	24.6	0	24.7	20.0	20.0	20.0	0	20.8
10	π/2 BPSK	1	1	24.4	24.4	24.4	0	24.7	19.9	19.9	19.9	0	20.8
		1	50	24.4	24.4	24.4	0	24.7	20.0	20.0	20.0	0	20.8
5	π/2 BPSK	1	1	24.3	24.3	24.3	0	24.7	19.9	19.9	19.9	0	20.8
		1	23	24.6	24.6	24.6	0	24.7	19.8	19.8	19.8	0	20.8

**NR Band 7 Measured Results (ANT2)**

BW (MHz)	Modulation	RB Allocation	RB offset	Mode A Power (dBm)					Mode B Power (dBm)				
				504000	507000	510000	MPR	Max Power	504000	507000	510000	MPR	Max Power
				2520 MHz	2535 MHz	2550 MHz			2520 MHz	2535 MHz	2550 MHz		
40	π/2 BPSK	1	1		16.7		0	17.7		17.9		0	19
		1	214		16.7		0	17.7		18.0		0	19
		108	54		16.3		0	17.7		17.7		0	19
	QPSK	1	1		16.8		0	17.7		18.0		0	19
		1	214		16.8		0	17.7		18.1		0	19
		108	54		16.8		0	17.7		17.7		0	19
BW (MHz)	Modulation	RB Allocation	RB offset	Mode A Power (dBm)					Mode B Power (dBm)				
				503500	507000	510500	MPR	Max Power	503500	507000	510500	MPR	Max Power
				2517.5 MHz	2535 MHz	2552.5 MHz			2517.5 MHz	2535 MHz	2552.5 MHz		
35	π/2 BPSK	1	1		16.6		0	17.7		17.9		0	19
		1	186		16.5		0	17.7		17.8		0	19
BW (MHz)	Modulation	RB Allocation	RB offset	Mode A Power (dBm)					Mode B Power (dBm)				
				503000	507000	511000	MPR	Max Power	503000	507000	511000	MPR	Max Power
				2515 MHz	2535 MHz	2555 MHz			2515 MHz	2535 MHz	2555 MHz		
30	π/2 BPSK	1	1		16.5		0	17.7		18.0		0	19
		1	158		16.5		0	17.7		17.7		0	19
BW (MHz)	Modulation	RB Allocation	RB offset	Mode A Power (dBm)					Mode B Power (dBm)				
				502500	507000	511500	MPR	Max Power	502500	507000	511500	MPR	Max Power
				2512.5 MHz	2535 MHz	2557.5 MHz			2512.5 MHz	2535 MHz	2557.5 MHz		
25	π/2 BPSK	1	1		16.7		0	17.7		18.3		0	19
		1	131		16.7		0	17.7		17.7		0	19
BW (MHz)	Modulation	RB Allocation	RB offset	Mode A Power (dBm)					Mode B Power (dBm)				
				502000	507000	512000	MPR	Max Power	502000	507000	512000	MPR	Max Power
				2510 MHz	2535 MHz	2560 MHz			2510 MHz	2535 MHz	2560 MHz		
20	π/2 BPSK	1	1	16.8	16.8	16.8	0	17.7	18.1	18.0	18.0	0	19
		1	104	16.9	16.8	16.6	0	17.7	18.1	17.8	17.8	0	19
BW (MHz)	Modulation	RB Allocation	RB offset	Mode A Power (dBm)					Mode B Power (dBm)				
				501500	507000	512500	MPR	Max Power	501500	507000	512500	MPR	Max Power
				2507.5 MHz	2535 MHz	2562.5 MHz			2507.5 MHz	2535 MHz	2562.5 MHz		
15	π/2 BPSK	1	1	16.7	16.7	16.6	0	17.7	18.1	18.0	18.1	0	19
		1	77	16.8	16.6	16.5	0	17.7	18.1	17.9	17.9	0	19
BW (MHz)	Modulation	RB Allocation	RB offset	Mode A Power (dBm)					Mode B Power (dBm)				
				501000	507000	513000	MPR	Max Power	501000	507000	513000	MPR	Max Power
				2505 MHz	2535 MHz	2565 MHz			2505 MHz	2535 MHz	2565 MHz		
10	π/2 BPSK	1	1	16.7	16.4	16.5	0	17.7	17.7	17.8	17.7	0	19
		1	50	16.8	16.5	16.5	0	17.7	17.9	17.8	17.9	0	19
BW (MHz)	Modulation	RB Allocation	RB offset	Mode A Power (dBm)					Mode B Power (dBm)				
				500500	507000	513500	MPR	Max Power	500500	507000	513500	MPR	Max Power
				2502.5 MHz	2535 MHz	2567.5 MHz			2502.5 MHz	2535 MHz	2567.5 MHz		
5	π/2 BPSK	1	1	16.6	16.4	16.3	0	17.7	17.9	17.8	17.7	0	19
		1	23	16.8	16.5	16.5	0	17.7	18.2	17.8	17.6	0	19



**NR Band 7 Measured Results (ANT3)**

BW (MHz)	Modulation	RB Allocation	RB offset	Mode A Power (dBm)					Mode B Power (dBm)				
				504000	507000	510000	MPR	Max Power	504000	507000	510000	MPR	Max Power
				2520 MHz	2535 MHz	2550 MHz			2520 MHz	2535 MHz	2550 MHz		
40	π/2 BPSK	1	1		23.0		0	23.3		19.6		0	20.5
		1	214		23.1		0	23.3		19.9		0	20.5
		108	54		22.9		0	23.3		19.6		0	20.5
	QPSK	1	1		23.2		0	23.3		19.4		0	20.5
		1	214		23.0		0	23.3		19.7		0	20.5
		108	54		22.9		0	23.3		19.3		0	20.5
BW (MHz)	Modulation	RB Allocation	RB offset	Mode A Power (dBm)					Mode B Power (dBm)				
				503500	507000	510500	MPR	Max Power	503500	507000	510500	MPR	Max Power
				2517.5 MHz	2535 MHz	2552.5 MHz			2517.5 MHz	2535 MHz	2552.5 MHz		
35	π/2 BPSK	1	1		23.0		0	23.3		19.3		0	20.5
		1	186		23.1		0	23.3		19.6		0	20.5
BW (MHz)	Modulation	RB Allocation	RB offset	Mode A Power (dBm)					Mode B Power (dBm)				
				503000	507000	511000	MPR	Max Power	503000	507000	511000	MPR	Max Power
				2515 MHz	2535 MHz	2555 MHz			2515 MHz	2535 MHz	2555 MHz		
30	π/2 BPSK	1	1		23.1		0	23.3		19.5		0	20.5
		1	158		23.1		0	23.3		19.6		0	20.5
BW (MHz)	Modulation	RB Allocation	RB offset	Mode A Power (dBm)					Mode B Power (dBm)				
				502500	507000	511500	MPR	Max Power	502500	507000	511500	MPR	Max Power
				2512.5 MHz	2535 MHz	2557.5 MHz			2512.5 MHz	2535 MHz	2557.5 MHz		
25	π/2 BPSK	1	1		23.2		0	23.3		19.6		0	20.5
		1	131		23.0		0	23.3		19.6		0	20.5
BW (MHz)	Modulation	RB Allocation	RB offset	Mode A Power (dBm)					Mode B Power (dBm)				
				502000	507000	512000	MPR	Max Power	502000	507000	512000	MPR	Max Power
				2510 MHz	2535 MHz	2560 MHz			2510 MHz	2535 MHz	2560 MHz		
20	π/2 BPSK	1	1	23.1	23.1	23.1	0	23.3	19.4	19.3	19.5	0	20.5
		1	104	23.1	23.1	23.1	0	23.3	19.5	19.6	19.7	0	20.5
BW (MHz)	Modulation	RB Allocation	RB offset	Mode A Power (dBm)					Mode B Power (dBm)				
				501500	507000	512500	MPR	Max Power	501500	507000	512500	MPR	Max Power
				2507.5 MHz	2535 MHz	2562.5 MHz			2507.5 MHz	2535 MHz	2562.5 MHz		
15	π/2 BPSK	1	1	23.1	23.1	23.1	0	23.3	19.3	19.4	19.5	0	20.5
		1	77	23.1	23.1	23.1	0	23.3	19.5	19.6	19.8	0	20.5
BW (MHz)	Modulation	RB Allocation	RB offset	Mode A Power (dBm)					Mode B Power (dBm)				
				501000	507000	513000	MPR	Max Power	501000	507000	513000	MPR	Max Power
				2505 MHz	2535 MHz	2565 MHz			2505 MHz	2535 MHz	2565 MHz		
10	π/2 BPSK	1	1	22.9	22.9	22.9	0	23.3	19.1	19.2	19.3	0	20.5
		1	50	22.9	22.9	22.9	0	23.3	19.3	19.3	19.5	0	20.5
BW (MHz)	Modulation	RB Allocation	RB offset	Mode A Power (dBm)					Mode B Power (dBm)				
				500500	507000	513500	MPR	Max Power	500500	507000	513500	MPR	Max Power
				2502.5 MHz	2535 MHz	2567.5 MHz			2502.5 MHz	2535 MHz	2567.5 MHz		
5	π/2 BPSK	1	1	22.9	22.9	22.9	0	23.3	19.1	19.2	19.3	0	20.5
		1	23	22.8	22.8	22.8	0	23.3	19.4	19.4	19.4	0	20.5

**NR Band 7 Measured Results (ANT4)**

BW (MHz)	Modulation	RB Allocation	RB offset	Mode A Power (dBm)					Mode B Power (dBm)				
				504000	507000	510000	MPR	Max Power	504000	507000	510000	MPR	Max Power
				2520 MHz	2535 MHz	2550 MHz			2520 MHz	2535 MHz	2550 MHz		
40	π/2 BPSK	1	1		18.0		0	18.6		18.8		0	19.2
		1	214		17.9		0	18.6		18.9		0	19.2
		108	54		17.7		0	18.6		18.4		0	19.2
	QPSK	1	1		18.0		0	18.6		18.7		0	19.2
		1	214		18.0		0	18.6		18.8		0	19.2
		108	54		17.9		0	18.6		18.7		0	19.2
BW (MHz)	Modulation	RB Allocation	RB offset	Mode A Power (dBm)					Mode B Power (dBm)				
				503500	507000	510500	MPR	Max Power	503500	507000	510500	MPR	Max Power
				2517.5 MHz	2535 MHz	2552.5 MHz			2517.5 MHz	2535 MHz	2552.5 MHz		
35	π/2 BPSK	1	1		18.0		0	18.6		18.7		0	19.2
		1	186		17.9		0	18.6		18.7		0	19.2
BW (MHz)	Modulation	RB Allocation	RB offset	Mode A Power (dBm)					Mode B Power (dBm)				
				503000	507000	511000	MPR	Max Power	503000	507000	511000	MPR	Max Power
				2515 MHz	2535 MHz	2555 MHz			2515 MHz	2535 MHz	2555 MHz		
30	π/2 BPSK	1	1		18.0		0	18.6		18.9		0	19.2
		1	158		17.9		0	18.6		18.8		0	19.2
BW (MHz)	Modulation	RB Allocation	RB offset	Mode A Power (dBm)					Mode B Power (dBm)				
				502500	507000	511500	MPR	Max Power	502500	507000	511500	MPR	Max Power
				2512.5 MHz	2535 MHz	2557.5 MHz			2512.5 MHz	2535 MHz	2557.5 MHz		
25	π/2 BPSK	1	1		17.9		0	18.6		18.8		0	19.2
		1	131		18.0		0	18.6		18.8		0	19.2
BW (MHz)	Modulation	RB Allocation	RB offset	Mode A Power (dBm)					Mode B Power (dBm)				
				502000	507000	512000	MPR	Max Power	502000	507000	512000	MPR	Max Power
				2510 MHz	2535 MHz	2560 MHz			2510 MHz	2535 MHz	2560 MHz		
20	π/2 BPSK	1	1	18.2	18.0	17.9	0	18.6	18.9	18.8	18.7	0	19.2
		1	104	17.9	18.0	18.1	0	18.6	18.7	18.8	18.8	0	19.2
BW (MHz)	Modulation	RB Allocation	RB offset	Mode A Power (dBm)					Mode B Power (dBm)				
				501500	507000	512500	MPR	Max Power	501500	507000	512500	MPR	Max Power
				2507.5 MHz	2535 MHz	2562.5 MHz			2507.5 MHz	2535 MHz	2562.5 MHz		
15	π/2 BPSK	1	1	18.2	18.0	17.9	0	18.6	18.9	18.7	18.7	0	19.2
		1	77	18.2	18.0	18.0	0	18.6	18.9	18.8	18.8	0	19.2
BW (MHz)	Modulation	RB Allocation	RB offset	Mode A Power (dBm)					Mode B Power (dBm)				
				501000	507000	513000	MPR	Max Power	501000	507000	513000	MPR	Max Power
				2505 MHz	2535 MHz	2565 MHz			2505 MHz	2535 MHz	2565 MHz		
10	π/2 BPSK	1	1	18.0	17.8	17.7	0	18.6	18.8	18.6	18.5	0	19.2
		1	50	18.1	17.8	17.8	0	18.6	18.9	18.7	18.7	0	19.2
BW (MHz)	Modulation	RB Allocation	RB offset	Mode A Power (dBm)					Mode B Power (dBm)				
				500500	507000	513500	MPR	Max Power	500500	507000	513500	MPR	Max Power
				2502.5 MHz	2535 MHz	2567.5 MHz			2502.5 MHz	2535 MHz	2567.5 MHz		
5	π/2 BPSK	1	1	18.0	17.8	17.7	0	18.6	18.8	18.6	18.5	0	19.2
		1	23	18.1	17.8	17.8	0	18.6	18.9	18.6	18.7	0	19.2

**NR Band 12 Measured Results (ANT1)**

BW (MHz)	Modulation	RB Allocation	RB offset	Mode A Power (dBm)					Mode B Power (dBm)				
				141300	141500	141700	MPR	Max Power	141300	141500	141700	MPR	Max Power
				706.5 MHz	707.5 MHz	708.5 MHz			706.5 MHz	707.5 MHz	708.5 MHz		
15	π/2 BPSK	1	1		24.9		0	25.7		24.9		0	25.7
		1	77		24.8		0	25.7		24.8		0	25.7
		36	22		24.9		0	25.7		24.9		0	25.7
	QPSK	1	1		25.3		0	25.7		25.3		0	25.7
		1	77		25.0		0	25.7		25.0		0	25.7
		36	22		25.0		0	25.7		25.0		0	25.7
BW (MHz)	Modulation	RB Allocation	RB offset	Mode A Power (dBm)					Mode B Power (dBm)				
				140800	141500	142200	MPR	Max Power	140800	141500	142200	MPR	Max Power
				704 MHz	707.5 MHz	711 MHz			704 MHz	707.5 MHz	711 MHz		
10	π/2 BPSK	1	1		25.0		0	25.7		25.0		0	25.7
		1	50		25.0		0	25.7		25.0		0	25.7
BW (MHz)	Modulation	RB Allocation	RB offset	Mode A Power (dBm)					Mode B Power (dBm)				
				140300	141500	142700	MPR	Max Power	140300	141500	142700	MPR	Max Power
				701.5 MHz	707.5 MHz	713.5 MHz			701.5 MHz	707.5 MHz	713.5 MHz		
5	π/2 BPSK	1	1	25.2	25.1	25.1	0	25.7	25.2	25.1	25.1	0	25.7
		1	23	25.1	25.1	24.6	0	25.7	25.1	25.1	24.6	0	25.7

**NR Band 12 Measured Results (ANT2)**

BW (MHz)	Modulation	RB Allocation	RB offset	Mode A Power (dBm)					Mode B Power (dBm)				
				141300	141500	141700	MPR	Max Power	141300	141500	141700	MPR	Max Power
				706.5 MHz	707.5 MHz	708.5 MHz			706.5 MHz	707.5 MHz	708.5 MHz		
15	π/2 BPSK	1	1		24.5		0	25.2		24.5		0	25.2
		1	77		24.3		0	25.2		24.3		0	25.2
		36	22		24.4		0	25.2		24.4		0	25.2
	QPSK	1	1		24.6		0	25.2		24.6		0	25.2
		1	77		24.5		0	25.2		24.5		0	25.2
		36	22		24.6		0	25.2		24.6		0	25.2
BW (MHz)	Modulation	RB Allocation	RB offset	Mode A Power (dBm)					Mode B Power (dBm)				
				140800	141500	142200	MPR	Max Power	140800	141500	142200	MPR	Max Power
				704 MHz	707.5 MHz	711 MHz			704 MHz	707.5 MHz	711 MHz		
10	π/2 BPSK	1	1		24.6		0	25.2		24.6		0	25.2
		1	50		24.4		0	25.2		24.4		0	25.2
BW (MHz)	Modulation	RB Allocation	RB offset	Mode A Power (dBm)					Mode B Power (dBm)				
				140300	141500	142700	MPR	Max Power	140300	141500	142700	MPR	Max Power
				701.5 MHz	707.5 MHz	713.5 MHz			701.5 MHz	707.5 MHz	713.5 MHz		
5	π/2 BPSK	1	1	24.6	24.6	24.5	0	25.2	24.6	24.6	24.5	0	25.2
		1	23	24.5	24.6	24.4	0	25.2	24.5	24.6	24.4	0	25.2

**NR Band 14 Measured Results (ANT1)**

BW (MHz)	Modulation	RB Allocation	RB offset	Mode A Power (dBm)					Mode B Power (dBm)				
				158600	158600	158600	MPR	Max Power	158600	158600	158600	MPR	Max Power
				793 MHz	793 MHz	793 MHz			793 MHz	793 MHz	793 MHz		
10	π/2 BPSK	1	1		24.7		0	25.7		24.7		0	25.7
		1	50		24.7		0	25.7		24.7		0	25.7
		25	14		24.8		0	25.7		24.8		0	25.7
	QPSK	1	1		25.0		0	25.7		25.0		0	25.7
		1	50		24.8		0	25.7		24.8		0	25.7
		25	14		25.0		0	25.7		25.0		0	25.7
BW (MHz)	Modulation	RB Allocation	RB offset	Mode A Power (dBm)					Mode B Power (dBm)				
				158100	158600	159100	MPR	Max Power	158100	158600	159100	MPR	Max Power
				790.5 MHz	793 MHz	795.5 MHz			790.5 MHz	793 MHz	795.5 MHz		
5	π/2 BPSK	1	1		25.0		0	25.7		25.0		0	25.7
		1	23		25.0		0	25.7		25.0		0	25.7

**NR Band 14 Measured Results (ANT2)**

BW (MHz)	Modulation	RB Allocation	RB offset	Mode A Power (dBm)					Mode B Power (dBm)				
				158600	158600	158600	MPR	Max Power	158600	158600	158600	MPR	Max Power
				793 MHz	793 MHz	793 MHz			793 MHz	793 MHz	793 MHz		
10	π/2 BPSK	1	1		24.2		0	24.7		24.2		0	25.2
		1	50		24.2		0	24.7		24.2		0	25.2
		25	14		24.2		0	24.7		24.2		0	25.2
	QPSK	1	1		24.3		0	24.7		24.3		0	25.2
		1	50		24.4		0	24.7		24.4		0	25.2
		25	14		24.4		0	24.7		24.4		0	25.2

**NR Band 25 Measured Results (ANT1)**

BW (MHz)	Modulation	RB Allocation	RB offset	Mode A Power (dBm)					Mode B Power (dBm)				
				374000	376500	379000	MPR	Max Power	374000	376500	379000	MPR	Max Power
				1870 MHz	1882.5 MHz	1895 MHz			1870 MHz	1882.5 MHz	1895 MHz		
40	π/2 BPSK	1	1		24.1		0	24.5		18.8		0	19.6
		1	214		23.8		0	24.5		18.8		0	19.6
		108	54		23.9		0	24.5		18.9		0	19.6
	QPSK	1	1		24.0		0	24.5		19.0		0	19.6
		1	214		23.9		0	24.5		19.1		0	19.6
		108	54		23.8		0	24.5		18.8		0	19.6

**NR Band 25 Measured Results (ANT2)**

BW (MHz)	Modulation	RB Allocation	RB offset	Mode A Power (dBm)					Mode B Power (dBm)				
				374000	376500	379000	MPR	Max Power	374000	376500	379000	MPR	Max Power
				1870 MHz	1882.5 MHz	1895 MHz			1870 MHz	1882.5 MHz	1895 MHz		
40	π/2 BPSK	1	1		19.0		0	19.8		18.5		0	19.6
		1	214		19.2		0	19.8		18.7		0	19.6
		108	54		19.0		0	19.8		18.6		0	19.6
	QPSK	1	1		19.0		0	19.8		18.6		0	19.6
		1	214		19.1		0	19.8		18.7		0	19.6
		108	54		19.1		0	19.8		18.5		0	19.6
35	π/2 BPSK	1	1		18.8		0	19.8		18.5		0	19.6
		1	186		19.1		0	19.8		18.4		0	19.6
30	π/2 BPSK	1	1		19.1		0	19.8		18.7		0	19.6
		1	158		19.0		0	19.8		18.7		0	19.6
25	π/2 BPSK	1	1		19.1		0	19.8		18.7		0	19.6
		1	131		19.2		0	19.8		18.7		0	19.6
20	π/2 BPSK	1	1	19.2	19.0	19.0	0	19.8	18.7	18.5	18.5	0	19.6
		1	104	19.2	19.0	19.1	0	19.8	18.5	18.6	18.5	0	19.6
15	π/2 BPSK	1	1	19.2	19.1	19.1	0	19.8	19.1	19.1	18.9	0	19.6
		1	77	19.1	19.0	19.2	0	19.8	19.1	19.1	19.1	0	19.6
10	π/2 BPSK	1	1	19.0	18.9	19.0	0	19.8	18.5	18.4	18.1	0	19.6
		1	50	18.8	18.9	19.1	0	19.8	18.5	18.5	18.5	0	19.6
5	π/2 BPSK	1	1	19.0	19.0	19.1	0	19.8	18.5	18.5	18.4	0	19.6
		1	23	19.0	18.9	19.1	0	19.8	18.5	18.4	18.3	0	19.6

**NR Band 25 Measured Results (ANT3)**

BW (MHz)	Modulation	RB Allocation	RB offset	Mode A Power (dBm)					Mode B Power (dBm)				
				374000	376500	379000	MPR	Max Power	374000	376500	379000	MPR	Max Power
				1870 MHz	1882.5 MHz	1895 MHz			1870 MHz	1882.5 MHz	1895 MHz		
40	π/2 BPSK	1	1		22.0		0	22.3		21.7		0	21.8
		1	214		21.8		0	22.3		21.4		0	21.8
		108	54		21.7		0	22.3		21.6		0	21.8
	QPSK	1	1		21.8		0	22.3		21.6		0	21.8
		1	214		21.6		0	22.3		21.6		0	21.8
		108	54		21.8		0	22.3		21.7		0	21.8
35	π/2 BPSK	1	1		21.9		0	22.3		21.5		0	21.8
		1	186		21.8		0	22.3		21.6		0	21.8
30	π/2 BPSK	1	1		21.9		0	22.3		21.6		0	21.8
		1	158		21.9		0	22.3		21.5		0	21.8
25	π/2 BPSK	1	1		21.9		0	22.3		21.7		0	21.8
		1	131		21.8		0	22.3		21.5		0	21.8
20	π/2 BPSK	1	1	21.9	21.8	21.7	0	22.3	21.7	21.5	21.6	0	21.8
		1	104	21.8	21.8	21.8	0	22.3	21.5	21.5	21.8	0	21.8
15	π/2 BPSK	1	1	21.7	21.9	21.8	0	22.3	21.6	21.6	21.5	0	21.8
		1	77	22.0	21.8	21.8	0	22.3	21.5	21.5	21.5	0	21.8
10	π/2 BPSK	1	1	21.8	21.7	21.6	0	22.3	21.5	21.8	21.7	0	21.8
		1	50	21.7	21.3	21.6	0	22.3	21.4	21.7	21.5	0	21.8
5	π/2 BPSK	1	1	21.8	21.8	21.6	0	22.3	21.5	21.5	21.8	0	21.8
		1	23	21.8	21.7	21.6	0	22.3	21.8	21.5	21.7	0	21.8

**NR Band 25 Measured Results (ANT4)**

BW (MHz)	Modulation	RB Allocation	RB offset	Mode A Power (dBm)					Mode B Power (dBm)				
				374000	376500	379000	MPR	Max Power	374000	376500	379000	MPR	Max Power
				1870 MHz	1882.5 MHz	1895 MHz			1870 MHz	1882.5 MHz	1895 MHz		
40	π/2 BPSK	1	1		16.2		0	16.8		17.6		0	18.5
		1	214		16.3		0	16.8		17.6		0	18.5
		108	54		16.2		0	16.8		17.6		0	18.5
	QPSK	1	1		16.3		0	16.8		17.5		0	18.5
		1	214		16.1		0	16.8		17.8		0	18.5
		108	54		16.2		0	16.8		17.7		0	18.5
35	π/2 BPSK	1	1		16.0		0	16.8		17.5		0	18.5
		1	186		16.2		0	16.8		17.6		0	18.5
30	π/2 BPSK	1	1		16.0		0	16.8		17.5		0	18.5
		1	158		16.1		0	16.8		17.6		0	18.5
25	π/2 BPSK	1	1		16.0		0	16.8		17.5		0	18.5
		1	131		16.1		0	16.8		17.7		0	18.5
20	π/2 BPSK	1	1	16.1	16.1	16.1	0	16.8	17.6	17.5	17.6	0	18.5
		1	104	16.1	16.2	16.2	0	16.8	17.6	17.7	17.7	0	18.5
15	π/2 BPSK	1	1	16.1	16.1	16.2	0	16.8	17.6	17.6	17.8	0	18.5
		1	77	16.2	16.2	16.3	0	16.8	17.6	17.7	17.7	0	18.5
10	π/2 BPSK	1	1	15.9	15.9	15.9	0	16.8	17.4	17.4	17.4	0	18.5
		1	50	15.8	15.9	16.0	0	16.8	17.3	17.4	17.4	0	18.5
5	π/2 BPSK	1	1	15.9	15.9	16.0	0	16.8	17.4	17.4	17.4	0	18.5
		1	23	15.9	15.9	16.0	0	16.8	17.4	17.5	17.5	0	18.5

**NR Band 26 Measured Results (ANT1)**

BW (MHz)	Modulation	RB Allocation	RB offset	Mode A Power (dBm)					Mode B Power (dBm)				
				164800	166300	167800	MPR	Max Power	164800	166300	167800	MPR	Max Power
				824 MHz	831.5 MHz	839 MHz			824 MHz	831.5 MHz	839 MHz		
20	π/2 BPSK	1	1		24.8		0	25.7		24.8		0	25.7
		1	104		24.8		0	25.7		24.8		0	25.7
		50	28		24.9		0	25.7		24.9		0	25.7
	QPSK	1	1		25.3		0	25.7		25.3		0	25.7
		1	104		24.4		0	25.7		24.4		0	25.7
		50	28		25.1		0	25.7		25.1		0	25.7
BW (MHz)	Modulation	RB Allocation	RB offset	Mode A Power (dBm)					Mode B Power (dBm)				
				164300	166300	168300	MPR	Max Power	164300	166300	168300	MPR	Max Power
				821.5 MHz	831.5 MHz	841.5 MHz			821.5 MHz	831.5 MHz	841.5 MHz		
15	π/2 BPSK	1	1	25.1	25.3	25.3	0	25.7	25.1	25.3	25.3	0	25.7
		1	77	25.3	25.1	25.2	0	25.7	25.3	25.1	25.2	0	25.7
BW (MHz)	Modulation	RB Allocation	RB offset	Mode A Power (dBm)					Mode B Power (dBm)				
				163800	166300	168800	MPR	Max Power	163800	166300	168800	MPR	Max Power
				819 MHz	831.5 MHz	844 MHz			819 MHz	831.5 MHz	844 MHz		
10	π/2 BPSK	1	1	25.1	25.1	25.1	0	25.7	25.1	25.1	25.1	0	25.7
		1	50	25.1	25.0	25.1	0	25.7	25.1	25.0	25.1	0	25.7
BW (MHz)	Modulation	RB Allocation	RB offset	Mode A Power (dBm)					Mode B Power (dBm)				
				163300	166300	169300	MPR	Max Power	163300	166300	169300	MPR	Max Power
				816.5 MHz	831.5 MHz	846.5 MHz			816.5 MHz	831.5 MHz	846.5 MHz		
5	π/2 BPSK	1	1	25.1	25.2	25.0	0	25.7	25.1	25.2	25.0	0	25.7
		1	23	24.7	25.1	24.8	0	25.7	24.7	25.1	24.8	0	25.7

**NR Band 26 Measured Results (ANT2)**

BW (MHz)	Modulation	RB Allocation	RB offset	Mode A Power (dBm)					Mode B Power (dBm)				
				164800	166300	167800	MPR	Max Power	164800	166300	167800	MPR	Max Power
				824 MHz	831.5 MHz	839 MHz			824 MHz	831.5 MHz	839 MHz		
20	π/2 BPSK	1	1		22.5		0	23.5		24.0		0	25.2
		1	104		22.5		0	23.5		24.1		0	25.2
		50	28		22.6		0	23.5		24.2		0	25.2
	QPSK	1	1		22.5		0	23.5		24.2		0	25.2
		1	104		22.5		0	23.5		24.1		0	25.2
		50	28		22.5		0	23.5		24.2		0	25.2
BW (MHz)	Modulation	RB Allocation	RB offset	Mode A Power (dBm)					Mode B Power (dBm)				
				164300	166300	168300	MPR	Max Power	164300	166300	168300	MPR	Max Power
				821.5 MHz	831.5 MHz	841.5 MHz			821.5 MHz	831.5 MHz	841.5 MHz		
15	π/2 BPSK	1	1	22.7	22.5	22.6	0	23.5	24.3	24.2	24.2	0	25.2
		1	77	22.6	22.5	22.4	0	23.5	24.2	24.2	24.2	0	25.2
BW (MHz)	Modulation	RB Allocation	RB offset	Mode A Power (dBm)					Mode B Power (dBm)				
				163800	166300	168800	MPR	Max Power	163800	166300	168800	MPR	Max Power
				819 MHz	831.5 MHz	844 MHz			819 MHz	831.5 MHz	844 MHz		
10	π/2 BPSK	1	1	22.4	22.5	22.4	0	23.5	24.2	24.1	24.0	0	25.2
		1	50	22.4	22.3	22.4	0	23.5	24.0	24.0	24.1	0	25.2
BW (MHz)	Modulation	RB Allocation	RB offset	Mode A Power (dBm)					Mode B Power (dBm)				
				163300	166300	169300	MPR	Max Power	163300	166300	169300	MPR	Max Power
				816.5 MHz	831.5 MHz	846.5 MHz			816.5 MHz	831.5 MHz	846.5 MHz		
5	π/2 BPSK	1	1	22.5	22.5	22.4	0	23.5	24.2	24.0	24.0	0	25.2
		1	23	22.3	22.4	22.3	0	23.5	24.0	24.0	24.0	0	25.2



**NR Band 30 Measured Results (ANT1)**

BW (MHz)	Modulation	RB Allocation	RB offset	Mode A Power (dBm)					Mode B Power (dBm)				
				462000	462000	462000	MPR	Max Power	462000	462000	462000	MPR	Max Power
				2310 MHz	2310 MHz	2310 MHz			2310 MHz	2310 MHz	2310 MHz		
10	π/2 BPSK	1	1		24.4		0	25		18.7		0	19.4
		1	50		24.2		0	25		18.6		0	19.4
		25	14		24.2		0	25		18.5		0	19.4
	QPSK	1	1		24.6		0	25		18.8		0	19.4
		1	50		24.4		0	25		18.7		0	19.4
		25	14		24.4		0	25		18.8		0	19.4
BW (MHz)	Modulation	RB Allocation	RB offset	Mode A Power (dBm)					Mode B Power (dBm)				
				461500	462000	462500	MPR	Max Power	461500	462000	462500	MPR	Max Power
				2307.5 MHz	2310 MHz	2312.5 MHz			2307.5 MHz	2310 MHz	2312.5 MHz		
5	π/2 BPSK	1	1		24.5		0	25		18.7		0	19.4
		1	23		24.5		0	25		18.6		0	19.4

**NR Band 30 Measured Results (ANT2)**

BW (MHz)	Modulation	RB Allocation	RB offset	Mode A Power (dBm)					Mode B Power (dBm)				
				462000	462000	462000	MPR	Max Power	462000	462000	462000	MPR	Max Power
				2310 MHz	2310 MHz	2310 MHz			2310 MHz	2310 MHz	2310 MHz		
10	π/2 BPSK	1	1		18.7		0	19.3		18.7		0	19.8
		1	50		18.8		0	19.3		18.8		0	19.8
		25	14		18.6		0	19.3		18.6		0	19.8
	QPSK	1	1		18.8		0	19.3		18.8		0	19.8
		1	50		18.8		0	19.3		18.8		0	19.8
		25	14		18.7		0	19.3		18.7		0	19.8
BW (MHz)	Modulation	RB Allocation	RB offset	Mode A Power (dBm)					Mode B Power (dBm)				
				461500	462000	462500	MPR	Max Power	461500	462000	462500	MPR	Max Power
				2307.5 MHz	2310 MHz	2312.5 MHz			2307.5 MHz	2310 MHz	2312.5 MHz		
5	π/2 BPSK	1	1		18.8		0	19.3		18.8		0	19.8
		1	23		18.8		0	19.3		18.8		0	19.8

**NR Band 30 Measured Results (ANT3)**

BW (MHz)	Modulation	RB Allocation	RB offset	Mode A Power (dBm)					Mode B Power (dBm)				
				462000	462000	462000	MPR	Max Power	462000	462000	462000	MPR	Max Power
				2310 MHz	2310 MHz	2310 MHz			2310 MHz	2310 MHz	2310 MHz		
10	π/2 BPSK	1	1		22.7		0	23		22.8		0	23.1
		1	50		22.7		0	23		22.7		0	23.1
		25	14		22.6		0	23		22.7		0	23.1
	QPSK	1	1		22.4		0	23		22.3		0	23.1
		1	50		22.8		0	23		22.5		0	23.1
		25	14		22.4		0	23		22.5		0	23.1
BW (MHz)	Modulation	RB Allocation	RB offset	Mode A Power (dBm)					Mode B Power (dBm)				
				461500	462000	462500	MPR	Max Power	461500	462000	462500	MPR	Max Power
				2307.5 MHz	2310 MHz	2312.5 MHz			2307.5 MHz	2310 MHz	2312.5 MHz		
5	π/2 BPSK	1	1		22.6		0	23		22.4		0	23.1
		1	23		22.5		0	23		22.5		0	23.1

**NR Band 30 Measured Results (ANT4)**

BW (MHz)	Modulation	RB Allocation	RB offset	Mode A Power (dBm)					Mode B Power (dBm)				
				462000	462000	462000	MPR	Max Power	462000	462000	462000	MPR	Max Power
				2310 MHz	2310 MHz	2310 MHz			2310 MHz	2310 MHz	2310 MHz		
10	π/2 BPSK	1	1		16.9		0	17.8		18.3		0	19.3
		1	50		17.1		0	17.8		18.4		0	19.3
		25	14		17.2		0	17.8		18.3		0	19.3
	QPSK	1	1		16.9		0	17.8		17.7		0	19.3
		1	50		17.6		0	17.8		17.7		0	19.3
		25	14		16.9		0	17.8		17.7		0	19.3
BW (MHz)	Modulation	RB Allocation	RB offset	Mode A Power (dBm)					Mode B Power (dBm)				
				461500	462000	462500	MPR	Max Power	461500	462000	462500	MPR	Max Power
				2307.5 MHz	2310 MHz	2312.5 MHz			2307.5 MHz	2310 MHz	2312.5 MHz		
5	π/2 BPSK	1	1		16.9		0	17.8		17.7		0	19.3
		1	23		16.9		0	17.8		17.8		0	19.3

**NR Band 41 Measured Results (ANT1)**

BW (MHz)	Modulation	RB Allocation	RB offset	Mode A Power (dBm)						MFR	Max Power	Mode B Power (dBm)						MFR	Max Power
				509202 2546.01 MHz	510000 2550 MHz	513900 2569.5 MHz	518598 2592.99 MHz	523302 2616.51 MHz	527994 2639.97 MHz			508202 2546.01 MHz	510000 2550 MHz	513900 2569.5 MHz	518598 2592.99 MHz	523302 2616.51 MHz	527994 2639.97 MHz		
100	π/2 BPSK	1	1				23.7			0	24.4				19.5			0	20.6
		1	271				24.0			0	24.4				19.9			0	20.6
		135	69				23.8			0	24.4				19.6			0	20.6
	QPSK	1	1				23.6			0	24.4				19.6			0	20.6
		1	271				24.0			0	24.4				19.7			0	20.6
		135	69				23.6			0	24.4				19.5			0	20.6
90	π/2 BPSK	1	1				24.0			0	24.4				19.4			0	20.6
		1	243				23.9			0	24.4				19.4			0	20.6
80	π/2 BPSK	1	1				23.6			0	24.4				19.5			0	20.6
		1	215				23.9			0	24.4				19.7			0	20.6
70	π/2 BPSK	1	1				23.7			0	24.4				19.8			0	20.6
		1	187				23.7			0	24.4				19.7			0	20.6
60	π/2 BPSK	1	1				23.7			0	24.4				19.4			0	20.6
		1	160				23.8			0	24.4				19.7			0	20.6
50	π/2 BPSK	1	1				23.8			0	24.4				19.6			0	20.6
		1	131				23.8			0	24.4				19.7			0	20.6
40	π/2 BPSK	1	1				23.8			0	24.4				19.6			0	20.6
		1	104				23.8			0	24.4				19.7			0	20.6
30	π/2 BPSK	1	1				23.8			0	24.4				19.6			0	20.6
		1	76				23.8			0	24.4				19.6			0	20.6
20	π/2 BPSK	1	1				23.7			0	24.4				19.6			0	20.6
		1	49				23.7			0	24.4				19.6			0	20.6
15	π/2 BPSK	1	1				23.7			0	24.4				19.6			0	20.6
		1	36				23.8			0	24.4				19.7			0	20.6
10	π/2 BPSK	1	1				23.7			0	24.4				19.6			0	20.6
		1	22				23.6			0	24.4				19.6			0	20.6

**NR Band 41 Measured Results (ANT2)**

BW (MHz)	Modulation	RB Allocation	RB offset	Mode A Power (dBm)						Mode B Power (dBm)									
				509202 2546.01 MHz	510000 2550 MHz	513900 2569.5 MHz	518598 2592.99 MHz	523302 2616.51 MHz	527994 2639.97 MHz	MFR	Max Power	509202 2546.01 MHz	510000 2550 MHz	513900 2569.5 MHz	518598 2592.99 MHz	523302 2616.51 MHz	527994 2639.97 MHz	MFR	Max Power
100	π/2 BPSK	1	1				17.2											18.7	
							17.3												18.7
							17.1												
	QPSK	1	1				16.9											18.7	
							17.1												18.7
							16.8												
90	π/2 BPSK	1	1				16.9										18.7		
							17.0												18.7
80	π/2 BPSK	1	1				17.0										18.7		
							17.0												18.7
70	π/2 BPSK	1	1				17.0										18.7		
							16.9												18.7
60	π/2 BPSK	1	1				17.0										18.7		
							16.9												18.7
50	π/2 BPSK	1	1				17.1										18.7		
							17.0												18.7
40	π/2 BPSK	1	1				17.6										18.7		
							17.4												18.7
30	π/2 BPSK	1	1				17.6										18.7		
							17.5												18.7
20	π/2 BPSK	1	1				17.4										18.7		
							17.3												18.7
15	π/2 BPSK	1	1				17.5										18.7		
							17.4												18.7
10	π/2 BPSK	1	1				17.3										18.7		
							17.3												18.7

**NR Band 41 Measured Results (ANT3)**

BW (MHz)	Modulation	RB Allocation	RB offset	Mode A Power (dBm)						Mode B Power (dBm)											
				509202 2546.01 MHz	510000 2550 MHz	513900 2569.5 MHz	518598 2592.99 MHz	523302 2616.51 MHz	527994 2639.97 MHz	MFR	Max Power	509202 2546.01 MHz	510000 2550 MHz	513900 2569.5 MHz	518598 2592.99 MHz	523302 2616.51 MHz	527994 2639.97 MHz	MFR	Max Power		
100	π/2 BPSK	1	1				20.7				0	21.9				19.3				0	20.1
							21.1				0	21.9				19.4				0	20.1
							20.8				0	21.9				19.3				0	20.1
	QPSK	1	1				20.6				0	21.9				19.3				0	20.1
							21.1				0	21.9				19.5				0	20.1
							20.7				0	21.9				19.4				0	20.1
90	π/2 BPSK	1	1				20.7				0	21.9				19.4				0	20.1
							21.0				0	21.9				19.7				0	20.1
80	π/2 BPSK	1	1				20.6				0	21.9				19.3				0	20.1
							21.0				0	21.9				19.6				0	20.1
70	π/2 BPSK	1	1				20.7				0	21.9				19.4				0	20.1
							20.9				0	21.9				19.7				0	20.1
60	π/2 BPSK	1	1				20.7				0	21.9				19.5				0	20.1
							21.0				0	21.9				19.7				0	20.1
50	π/2 BPSK	1	1				20.7				0	21.9				19.5				0	20.1
							21.1				0	21.9				19.7				0	20.1
40	π/2 BPSK	1	1				20.9				0	21.9				19.5				0	20.1
							21.1				0	21.9				19.4				0	20.1
30	π/2 BPSK	1	1				20.8				0	21.9				19.4				0	20.1
							21.0				0	21.9				19.4				0	20.1
20	π/2 BPSK	1	1				20.7				0	21.9				19.5				0	20.1
							20.9				0	21.9				19.6				0	20.1
15	π/2 BPSK	1	1				20.8				0	21.9				19.7				0	20.1
							21.0				0	21.9				19.7				0	20.1
10	π/2 BPSK	1	1				20.7				0	21.9				19.4				0	20.1
							20.7				0	21.9				19.6				0	20.1

**NR Band 41 Measured Results (ANT4)**

BW (MHz)	Modulation	RB Allocation	RB offset	Mode A Power (dBm)						MFR	Max Power	Mode B Power (dBm)						MFR	Max Power
				509202 2546.01 MHz	510000 2550 MHz	513900 2569.5 MHz	518598 2592.99 MHz	523302 2616.51 MHz	527994 2639.97 MHz			509202 2546.01 MHz	510000 2550 MHz	513900 2569.5 MHz	518598 2592.99 MHz	523302 2616.51 MHz	527994 2639.97 MHz		
100	π/2 BPSK	1	1				16.7			0	17.4				18.0			0	18.7
							16.7			0	17.4				18.1			0	18.7
							16.5			0	17.4				18.2			0	18.7
	QPSK	1	1				16.7			0	17.4				18.0			0	18.7
							16.6			0	17.4				18.0			0	18.7
							16.5			0	17.4				17.8			0	18.7
90	π/2 BPSK	1	1				16.5			0	17.4				17.9			0	18.7
							16.6			0	17.4				18.0			0	18.7
80	π/2 BPSK	1	1				16.6			0	17.4				17.9			0	18.7
							16.6			0	17.4				17.9			0	18.7
							16.6			0	17.4				17.9			0	18.7
70	π/2 BPSK	1	1				16.6			0	17.4				18.0			0	18.7
							16.6			0	17.4				17.9			0	18.7
60	π/2 BPSK	1	1				16.5			0	17.4				17.9			0	18.7
							16.5			0	17.4				17.8			0	18.7
50	π/2 BPSK	1	1				16.6			0	17.4				17.9			0	18.7
							16.6			0	17.4				17.9			0	18.7
40	π/2 BPSK	1	1				16.6			0	17.4				18.0			0	18.7
							16.6			0	17.4				18.0			0	18.7
30	π/2 BPSK	1	1				16.7			0	17.4				17.9			0	18.7
							16.9			0	17.4				18.2			0	18.7
20	π/2 BPSK	1	1				16.5			0	17.4				18.0			0	18.7
							16.7			0	17.4				18.1			0	18.7
15	π/2 BPSK	1	1				16.6			0	17.4				17.9			0	18.7
							16.7			0	17.4				18.0			0	18.7
10	π/2 BPSK	1	1				16.5			0	17.4				17.8			0	18.7
							16.6			0	17.4				17.8			0	18.7

**NR Band 48 Measured Results (ANT7)**

BW (MHz)	Modulation	RB Allocation	RB offset	Mode A Power (dBm)						Mode B Power (dBm)					
				638002	640446	642890	645332	MPR	Max Power	638002	640446	642890	645332	MPR	Max Power
				3570.03 MHz	3606.69 MHz	3643.35 MHz	3679.98 MHz			3570.03 MHz	3606.69 MHz	3643.35 MHz	3679.98 MHz		
40	π/2 BPSK	1	1			21.5		0	21.7			18.7		0	19.5
		1	104			21.7		0	21.7			18.7		0	19.5
		50	28			21.4		0	21.7			18.7		0	19.5
	QPSK	1	1			21.2		0	21.7			18.6		0	19.5
		1	104			21.4		0	21.7			18.5		0	19.5
		50	28			21.3		0	21.7			18.5		0	19.5
30	π/2 BPSK	1	1	637668	640334	643000	645666	MPR	Max Power	637668	640334	643000	645666	MPR	Max Power
				3565.02 MHz	3605.01 MHz	3645 MHz	3684.99 MHz			3565.02 MHz	3605.01 MHz	3645 MHz	3684.99 MHz		
		1	76	21.4	21.4	21.4	21.4	0	21.7	18.6	18.6	18.6	18.6	0	19.5
20	π/2 BPSK	1	1	637336	640224	643112	645998	MPR	Max Power	637336	640224	643112	645998	MPR	Max Power
				3560.04 MHz	3603.36 MHz	3646.68 MHz	3689.97 MHz			3560.04 MHz	3603.36 MHz	3646.68 MHz	3689.97 MHz		
		1	49	21.3	21.3	21.3	21.3	0	21.7	18.6	18.6	18.6	18.6	0	19.5
15	π/2 BPSK	1	1	637168	640168	643168	646166	MPR	Max Power	637168	640168	643168	646166	MPR	Max Power
				3557.52 MHz	3602.52 MHz	3647.52 MHz	3692.49 MHz			3557.52 MHz	3602.52 MHz	3647.52 MHz	3692.49 MHz		
		1	36	21.3	21.3	21.3	21.3	0	21.7	18.6	18.6	18.6	18.6	0	19.5
10	π/2 BPSK	1	1	637002	640112	643224	646332	MPR	Max Power	637002	640112	643224	646332	MPR	Max Power
				3555.03 MHz	3601.68 MHz	3648.36 MHz	3694.98 MHz			3555.03 MHz	3601.68 MHz	3648.36 MHz	3694.98 MHz		
		1	22	21.2	21.2	21.2	21.2	0	21.7	18.5	18.5	18.5	18.5	0	19.5

**NR Band 48 Measured Results (ANT8)**

BW (MHz)	Modulation	RB Allocation	RB offset	Mode A Power (dBm)						Mode B Power (dBm)					
				638002	640446	642890	645332	MPR	Max Power	638002	640446	642890	645332	MPR	Max Power
				3570.03 MHz	3606.69 MHz	3643.35 MHz	3679.98 MHz			3570.03 MHz	3606.69 MHz	3643.35 MHz	3679.98 MHz		
40	π/2 BPSK	1	1			18.4		0	19.5			18.2		0	18.7
		1	104			18.3		0	19.5			18.1		0	18.7
		50	28			18.3		0	19.5			18.1		0	18.7
	QPSK	1	1			18.5		0	19.5			18.2		0	18.7
		1	104			18.5		0	19.5			18.2		0	18.7
		50	28			18.5		0	19.5			18.1		0	18.7
30	π/2 BPSK	1	1	637668	640334	643000	645666	MPR	Max Power	637668	640334	643000	645666	MPR	Max Power
				3565.02 MHz	3605.01 MHz	3645 MHz	3684.99 MHz			3565.02 MHz	3605.01 MHz	3645 MHz	3684.99 MHz		
		1	76	18.4	18.4	18.4	18.4	0	19.5	18.2	18.2	18.2	18.2	0	18.7
20	π/2 BPSK	1	1	637336	640224	643112	645998	MPR	Max Power	637336	640224	643112	645998	MPR	Max Power
				3560.04 MHz	3603.36 MHz	3646.68 MHz	3689.97 MHz			3560.04 MHz	3603.36 MHz	3646.68 MHz	3689.97 MHz		
		1	49	18.4	18.4	18.4	18.4	0	19.5	18.1	18.1	18.1	18.1	0	18.7
15	π/2 BPSK	1	1	637168	640168	643168	646166	MPR	Max Power	637168	640168	643168	646166	MPR	Max Power
				3557.52 MHz	3602.52 MHz	3647.52 MHz	3692.49 MHz			3557.52 MHz	3602.52 MHz	3647.52 MHz	3692.49 MHz		
		1	36	18.4	18.4	18.4	18.4	0	19.5	18.0	18.0	18.0	18.0	0	18.7
10	π/2 BPSK	1	1	637002	640112	643224	646332	MPR	Max Power	637002	640112	643224	646332	MPR	Max Power
				3555.03 MHz	3601.68 MHz	3648.36 MHz	3694.98 MHz			3555.03 MHz	3601.68 MHz	3648.36 MHz	3694.98 MHz		
		1	22	18.2	18.2	18.2	18.2	0	19.5	17.8	17.8	17.8	17.8	0	18.7

**NR Band 48 Measured Results (ANT9)**

BW (MHz)	Modulation	RB Allocation	RB offset	Mode A Power (dBm)						Mode B Power (dBm)					
				638002 3570.03 MHz	640446 3606.69 MHz	642890 3643.35 MHz	645332 3679.98 MHz	MPR	Max Power	638002 3570.03 MHz	640446 3606.69 MHz	642890 3643.35 MHz	645332 3679.98 MHz	MPR	Max Power
40	π/2 BPSK	1	1			20.0		0	20.1			18.9		0	19.2
			1	104		20.1		0	20.1			18.9		0	19.2
			50	28		20.0		0	20.1			18.8		0	19.2
	QPSK	1	1			20.1		0	20.1			18.9		0	19.2
			1	104		20.1		0	20.1			18.9		0	19.2
			50	28		20.1		0	20.1			18.8		0	19.2
30	π/2 BPSK	1	1	20.1	20.1	20.0	20.1	0	20.1	18.4	18.5	18.2	18.2	0	19.2
			1	76	20.0	20.0	19.9	20.1	0	20.1	18.4	18.5	18.6	18.1	0
20	π/2 BPSK	1	1	20.0	20.0	20.1	20.0	0	20.1	18.4	18.5	18.1	18.2	0	19.2
			1	49	20.1	20.1	20.1	20.1	0	20.1	18.3	18.1	18.2	18.6	0
15	π/2 BPSK	1	1	20.0	20.0	20.1	20.0	0	20.1	18.1	18.6	18.2	18.2	0	19.2
			1	36	20.1	20.0	20.1	19.9	0	20.1	18.3	18.5	18.3	18.6	0
10	π/2 BPSK	1	1	20.0	19.9	20.0	20.0	0	20.1	18.3	18.1	18.4	18.1	0	19.2
			1	22	20.0	19.9	20.0	20.0	0	20.1	17.9	18.0	18.0	18.3	0

**NR Band 48 Measured Results (ANT4)**

BW (MHz)	Modulation	RB Allocation	RB offset	Mode A Power (dBm)						Mode B Power (dBm)					
				638002 3570.03 MHz	640446 3606.69 MHz	642890 3643.35 MHz	645332 3679.98 MHz	MPR	Max Power	638002 3570.03 MHz	640446 3606.69 MHz	642890 3643.35 MHz	645332 3679.98 MHz	MPR	Max Power
40	π/2 BPSK	1	1			19.6		0	20.3			20.8		0	21.1
			1	104		19.8		0	20.3			20.9		0	21.1
			50	28		19.5		0	20.3			20.7		0	21.1
	QPSK	1	1			19.9		0	20.3			21.0		0	21.1
			1	104		19.8		0	20.3			21.1		0	21.1
			50	28		19.8		0	20.3			20.9		0	21.1
30	π/2 BPSK	1	1	19.8	19.8	19.8	19.8	0	20.3	21.1	21.1	21.1	21.1	0	21.1
			1	76	19.8	19.8	19.8	19.8	0	20.3	20.9	20.9	20.9	20.9	0
20	π/2 BPSK	1	1	19.9	19.9	19.9	19.9	0	20.3	21.0	21.0	21.0	21.0	0	21.1
			1	49	19.9	19.9	19.9	19.9	0	20.3	21.0	21.0	21.0	21.0	0
15	π/2 BPSK	1	1	19.9	19.9	19.9	19.9	0	20.3	21.1	21.1	21.1	21.1	0	21.1
			1	36	19.9	19.9	19.9	19.9	0	20.3	21.0	21.0	21.0	21.0	0
10	π/2 BPSK	1	1	19.6	19.6	19.6	19.6	0	20.3	20.8	20.8	20.8	20.8	0	21.1
			1	22	19.7	19.7	19.7	19.7	0	20.3	20.8	20.8	20.8	20.8	0

**NR Band 53 Measured Results (ANT1)**

BW (MHz)	Modulation	RB Allocation	RB offset	Mode A Power (dBm)					Mode B Power (dBm)				
				497700	497860	498000	MPR	Max Power	497700	497860	498000	MPR	Max Power
				2488.5 MHz	2489.3 MHz	2490 MHz			2488.5 MHz	2489.3 MHz	2490 MHz		
10	π/2 BPSK	1	1		19.7		0	20.7		19.7		0	20.7
		1	22		19.8		0	20.7		19.8		0	20.7
		12	6		19.6		0	20.7		19.6		0	20.7
	QPSK	1	1		20.0		0	20.7		20.0		0	20.7
		1	22		19.9		0	20.7		19.9		0	20.7
		12	6		19.8		0	20.7		19.8		0	20.7

**NR Band 53 Measured Results (ANT2)**

BW (MHz)	Modulation	RB Allocation	RB offset	Mode A Power (dBm)					Mode B Power (dBm)				
				497700	497860	498000	MPR	Max Power	497700	497860	498000	MPR	Max Power
				2488.5 MHz	2489.3 MHz	2490 MHz			2488.5 MHz	2489.3 MHz	2490 MHz		
10	π/2 BPSK	1	1		17.3		0	18.4		18.3		0	19.4
		1	22		17.5		0	18.4		18.5		0	19.4
		12	6		17.3		0	18.4		18.5		0	19.4
	QPSK	1	1		17.4		0	18.4		18.4		0	19.4
		1	22		17.3		0	18.4		18.4		0	19.4
		12	6		17.3		0	18.4		18.3		0	19.4

**NR Band 66 Measured Results (ANT1)**

BW (MHz)	Modulation	RB Allocation	RB offset	Mode A Power (dBm)					Mode B Power (dBm)				
				346000	349000	352000	MPR	Max Power	346000	349000	352000	MPR	Max Power
				1730 MHz	1745 MHz	1760 MHz			1730 MHz	1745 MHz	1760 MHz		
40	π/2 BPSK	1	1		23.8		0	24.2		19.1		0	20
		1	214		23.8		0	24.2		19.1		0	20
		108	54		23.9		0	24.2		19.2		0	20
	QPSK	1	1		23.8		0	24.2		19.1		0	20
		1	214		23.4		0	24.2		18.7		0	20
		108	54		23.6		0	24.2		18.9		0	20
BW (MHz)	Modulation	RB Allocation	RB offset	345500	349000	352500	MPR	Max Power	345500	349000	352500	MPR	Max Power
				1727.5 MHz	1745 MHz	1762.5 MHz			1727.5 MHz	1745 MHz	1762.5 MHz		
35	π/2 BPSK	1	1		23.8		0	24.2		19.0		0	20
		1	186		23.7		0	24.2		18.9		0	20
BW (MHz)	Modulation	RB Allocation	RB offset	345000	349000	353000	MPR	Max Power	345000	349000	353000	MPR	Max Power
				1725 MHz	1745 MHz	1765 MHz			1725 MHz	1745 MHz	1765 MHz		
30	π/2 BPSK	1	1		23.4		0	24.2		18.7		0	20
		1	158		23.6		0	24.2		18.9		0	20
BW (MHz)	Modulation	RB Allocation	RB offset	344500	349000	353500	MPR	Max Power	344500	349000	353500	MPR	Max Power
				1722.5 MHz	1745 MHz	1767.5 MHz			1722.5 MHz	1745 MHz	1767.5 MHz		
25	π/2 BPSK	1	1		23.6		0	24.2		18.9		0	20
		1	131		23.7		0	24.2		18.9		0	20
BW (MHz)	Modulation	RB Allocation	RB offset	344000	349000	354000	MPR	Max Power	344000	349000	354000	MPR	Max Power
				1720 MHz	1745 MHz	1770 MHz			1720 MHz	1745 MHz	1770 MHz		
20	π/2 BPSK	1	1	23.9	23.5	23.8	0	24.2	19.1	18.9	19.1	0	20
		1	104	23.9	23.7	23.8	0	24.2	19.2	18.9	19.0	0	20
BW (MHz)	Modulation	RB Allocation	RB offset	343500	349000	354500	MPR	Max Power	343500	349000	354500	MPR	Max Power
				1717.5 MHz	1745 MHz	1772.5 MHz			1717.5 MHz	1745 MHz	1772.5 MHz		
15	π/2 BPSK	1	1	23.8	23.6	23.8	0	24.2	19.2	18.9	19.0	0	20
		1	77	23.9	23.7	23.7	0	24.2	19.1	18.7	19.0	0	20
BW (MHz)	Modulation	RB Allocation	RB offset	343000	349000	355000	MPR	Max Power	343000	349000	355000	MPR	Max Power
				1715 MHz	1745 MHz	1775 MHz			1715 MHz	1745 MHz	1775 MHz		
10	π/2 BPSK	1	1	23.6	23.8	23.6	0	24.2	18.9	18.9	18.8	0	20
		1	50	23.7	23.7	23.5	0	24.2	19.0	18.8	18.8	0	20
BW (MHz)	Modulation	RB Allocation	RB offset	342500	349000	355500	MPR	Max Power	342500	349000	355500	MPR	Max Power
				1712.5 MHz	1745 MHz	1777.5 MHz			1712.5 MHz	1745 MHz	1777.5 MHz		
5	π/2 BPSK	1	1	23.8	23.7	23.6	0	24.2	19.1	18.8	18.8	0	20
		1	23	23.7	23.6	23.5	0	24.2	19.0	18.9	18.9	0	20



**NR Band 66 Measured Results (ANT2)**

BW (MHz)	Modulation	RB Allocation	RB offset	Mode A Power (dBm)					Mode B Power (dBm)					
				346000	349000	352000	MPR	Max Power	346000	349000	352000	MPR	Max Power	
				1730 MHz	1745 MHz	1760 MHz			1730 MHz	1745 MHz	1760 MHz			
40	π/2 BPSK	1	1		17.3		0	18.1		17.5		0	18.3	
		1	214		17.5		0	18.1		17.8		0	18.3	
		108	54		17.4		0	18.1		17.6		0	18.3	
	QPSK	1	1		17.7		0	18.1		18.0		0	18.3	
		1	214		17.3		0	18.1		17.7		0	18.3	
		108	54		17.5		0	18.1		17.8		0	18.3	
BW (MHz)	Modulation	RB Allocation	RB offset	Mode A Power (dBm)					Mode B Power (dBm)					
				345500	349000	352500	MPR	Max Power	345500	349000	352500	MPR	Max Power	
				1727.5 MHz	1745 MHz	1762.5 MHz			1727.5 MHz	1745 MHz	1762.5 MHz			
35	π/2 BPSK	1	1		17.6		0	18.1		17.9		0	18.3	
		1	186		17.6		0	18.1		18.0		0	18.3	
BW (MHz)	Modulation	RB Allocation	RB offset	Mode A Power (dBm)					Mode B Power (dBm)					
				345000	349000	353000	MPR	Max Power	345000	349000	353000	MPR	Max Power	
				1725 MHz	1745 MHz	1765 MHz			1725 MHz	1745 MHz	1765 MHz			
30	π/2 BPSK	1	1		17.4		0	18.1		17.7		0	18.3	
		1	158		17.5		0	18.1		17.8		0	18.3	
BW (MHz)	Modulation	RB Allocation	RB offset	Mode A Power (dBm)					Mode B Power (dBm)					
				344500	349000	353500	MPR	Max Power	344500	349000	353500	MPR	Max Power	
				1722.5 MHz	1745 MHz	1767.5 MHz			1722.5 MHz	1745 MHz	1767.5 MHz			
25	π/2 BPSK	1	1		17.5		0	18.1		17.9		0	18.3	
		1	131		17.6		0	18.1		17.9		0	18.3	
BW (MHz)	Modulation	RB Allocation	RB offset	Mode A Power (dBm)					Mode B Power (dBm)					
				344000	349000	354000	MPR	Max Power	344000	349000	354000	MPR	Max Power	
				1720 MHz	1745 MHz	1770 MHz			1720 MHz	1745 MHz	1770 MHz			
20	π/2 BPSK	1	1		17.5		0	18.1		17.8		0	18.3	
		1	104		17.7	17.4	17.3	0	18.1	17.7	17.8	17.5	0	18.3
BW (MHz)	Modulation	RB Allocation	RB offset	Mode A Power (dBm)					Mode B Power (dBm)					
				343500	349000	354500	MPR	Max Power	343500	349000	354500	MPR	Max Power	
				1717.5 MHz	1745 MHz	1772.5 MHz			1717.5 MHz	1745 MHz	1772.5 MHz			
15	π/2 BPSK	1	1		17.5	17.4	17.6	0	18.1	17.8	17.8	17.8	0	18.3
		1	77		17.5	17.4		0	18.1	17.8	17.7	17.7	0	18.3
BW (MHz)	Modulation	RB Allocation	RB offset	Mode A Power (dBm)					Mode B Power (dBm)					
				343000	349000	355000	MPR	Max Power	343000	349000	355000	MPR	Max Power	
				1715 MHz	1745 MHz	1775 MHz			1715 MHz	1745 MHz	1775 MHz			
10	π/2 BPSK	1	1		17.3	17.4	17.4	0	18.1	17.7	17.5	17.8	0	18.3
		1	50		17.3	17.3	17.1	0	18.1	17.6	17.7	17.4	0	18.3
BW (MHz)	Modulation	RB Allocation	RB offset	Mode A Power (dBm)					Mode B Power (dBm)					
				342500	349000	355500	MPR	Max Power	342500	349000	355500	MPR	Max Power	
				1712.5 MHz	1745 MHz	1777.5 MHz			1712.5 MHz	1745 MHz	1777.5 MHz			
5	π/2 BPSK	1	1		17.4	17.2	17.4	0	18.1	17.7	17.7	17.7	0	18.3
		1	23		17.5	17.3	17.2	0	18.1	17.7	17.7	17.6	0	18.3

**NR Band 66 Measured Results (ANT3)**

BW (MHz)	Modulation	RB Allocation	RB offset	Mode A Power (dBm)					Mode B Power (dBm)				
				346000	349000	352000	MPR	Max Power	346000	349000	352000	MPR	Max Power
				1730 MHz	1745 MHz	1760 MHz			1730 MHz	1745 MHz	1760 MHz		
40	π/2 BPSK	1	1		21.1		0	21.6		21.5		0	22.1
		1	214		21.0		0	21.6		21.4		0	22.1
		108	54		21.0		0	21.6		21.4		0	22.1
	QPSK	1	1		21.1		0	21.6		21.4		0	22.1
		1	214		21.0		0	21.6		21.4		0	22.1
		108	54		21.0		0	21.6		21.4		0	22.1
35	π/2 BPSK	1	1		21.2		0	21.6		21.5		0	22.1
		1	186		21.0		0	21.6		21.5		0	22.1
30	π/2 BPSK	1	1		21.0		0	21.6		21.4		0	22.1
		1	158		21.0		0	21.6		21.3		0	22.1
25	π/2 BPSK	1	1		21.2		0	21.6		21.6		0	22.1
		1	131		21.1		0	21.6		21.4		0	22.1
20	π/2 BPSK	1	1	21.3	21.2	21.2	0	21.6	21.7	21.6	21.5	0	22.1
		1	104	21.1	21.0	21.1	0	21.6	21.6	21.4	21.4	0	22.1
15	π/2 BPSK	1	1	21.2	21.2	21.1	0	21.6	21.7	21.6	21.7	0	22.1
		1	77	21.2	21.1	21.0	0	21.6	21.6	21.6	21.4	0	22.1
10	π/2 BPSK	1	1	21.2	21.0	20.9	0	21.6	21.6	21.4	21.3	0	22.1
		1	50	21.0	20.9	20.8	0	21.6	21.5	21.3	21.3	0	22.1
5	π/2 BPSK	1	1	20.9	21.1	21.0	0	21.6	21.5	21.3	21.4	0	22.1
		1	23	21.3	20.8	21.0	0	21.6	21.5	21.3	21.4	0	22.1

**NR Band 66 Measured Results (ANT4)**

BW (MHz)	Modulation	RB Allocation	RB offset	Mode A Power (dBm)					Mode B Power (dBm)				
				346000	349000	352000	MPR	Max Power	346000	349000	352000	MPR	Max Power
				1730 MHz	1745 MHz	1760 MHz			1730 MHz	1745 MHz	1760 MHz		
40	π/2 BPSK	1	1		17.3		0	18.2		19.2		0	20
		1	214		17.3		0	18.2		19.1		0	20
		108	54		17.3		0	18.2		19.1		0	20
	QPSK	1	1		17.4		0	18.2		18.7		0	20
		1	214		17.2		0	18.2		18.8		0	20
		108	54		17.2		0	18.2		19.0		0	20
35	π/2 BPSK	1	1		17.4		0	18.2		19.2		0	20
		1	186		17.3		0	18.2		19.0		0	20
30	π/2 BPSK	1	1		17.2		0	18.2		18.8		0	20
		1	158		17.0		0	18.2		18.9		0	20
25	π/2 BPSK	1	1		17.3		0	18.2		18.9		0	20
		1	131		17.4		0	18.2		19.2		0	20
20	π/2 BPSK	1	1	17.5	17.2	17.3	0	18.2	19.3	19.1	19.1	0	20
		1	104	17.4	17.4	17.4	0	18.2	19.1	19.1	18.8	0	20
15	π/2 BPSK	1	1	17.6	17.2	17.3	0	18.2	19.3	19.1	19.1	0	20
		1	77	17.4	17.3	17.0	0	18.2	19.2	19.0	19.1	0	20
10	π/2 BPSK	1	1	17.2	17.1	17.2	0	18.2	19.1	18.9	19.0	0	20
		1	50	17.2	17.1	17.1	0	18.2	19.2	18.8	18.9	0	20
5	π/2 BPSK	1	1	17.1	16.9	17.0	0	18.2	19.3	18.8	19.0	0	20
		1	23	17.2	17.1	17.2	0	18.2	18.8	18.9	19.0	0	20

**NR Band 70 Measured Results (ANT1)**

BW (MHz)	Modulation	RB Allocation	RB offset	Mode A Power (dBm)					Mode B Power (dBm)				
				340500	340500	340500	MPR	Max Power	340500	340500	340500	MPR	Max Power
				1702.5 MHz	1702.5 MHz	1702.5 MHz			1702.5 MHz	1702.5 MHz	1702.5 MHz		
15	π/2 BPSK	1	1		23.9		0	24.2		19.1		0	20
		1	77		23.8		0	24.2		19.1		0	20
		36	22		23.9		0	24.2		19.1		0	20
	QPSK	1	1		24.0		0	24.2		19.1		0	20
		1	77		24.0		0	24.2		19.2		0	20
		36	22		23.8		0	24.2		19.4		0	20
BW (MHz)	Modulation	RB Allocation	RB offset	Mode A Power (dBm)					Mode B Power (dBm)				
				340000	340500	341000	MPR	Max Power	340000	340500	341000	MPR	Max Power
				1700 MHz	1702.5 MHz	1705 MHz			1700 MHz	1702.5 MHz	1705 MHz		
10	π/2 BPSK	1	1		23.7		0	24.2		19.4		0	20
		1	50		23.6		0	24.2		19.2		0	20
BW (MHz)	Modulation	RB Allocation	RB offset	Mode A Power (dBm)					Mode B Power (dBm)				
				339500	340500	341500	MPR	Max Power	339500	340500	341500	MPR	Max Power
				1697.5 MHz	1702.5 MHz	1707.5 MHz			1697.5 MHz	1702.5 MHz	1707.5 MHz		
5	π/2 BPSK	1	1		23.7		0	24.2		19.4		0	20
		1	23		23.7		0	24.2		19.6		0	20

**NR Band 70 Measured Results (ANT2)**

BW (MHz)	Modulation	RB Allocation	RB offset	Mode A Power (dBm)					Mode B Power (dBm)				
				340500	340500	340500	MPR	Max Power	340500	340500	340500	MPR	Max Power
				1702.5 MHz	1702.5 MHz	1702.5 MHz			1702.5 MHz	1702.5 MHz	1702.5 MHz		
15	π/2 BPSK	1	1		17.3		0	18.1		17.6		0	18.3
		1	77		17.5		0	18.1		17.6		0	18.3
		36	22		17.4		0	18.1		17.6		0	18.3
	QPSK	1	1		17.6		0	18.1		17.8		0	18.3
		1	77		17.7		0	18.1		17.6		0	18.3
		36	22		17.5		0	18.1		17.6		0	18.3
BW (MHz)	Modulation	RB Allocation	RB offset	Mode A Power (dBm)					Mode B Power (dBm)				
				340000	340500	341000	MPR	Max Power	340000	340500	341000	MPR	Max Power
				1700 MHz	1702.5 MHz	1705 MHz			1700 MHz	1702.5 MHz	1705 MHz		
10	π/2 BPSK	1	1		17.5		0	18.1		17.7		0	18.3
		1	50		17.4		0	18.1		17.5		0	18.3
BW (MHz)	Modulation	RB Allocation	RB offset	Mode A Power (dBm)					Mode B Power (dBm)				
				339500	340500	341500	MPR	Max Power	339500	340500	341500	MPR	Max Power
				1697.5 MHz	1702.5 MHz	1707.5 MHz			1697.5 MHz	1702.5 MHz	1707.5 MHz		
5	π/2 BPSK	1	1		17.3		0	18.1		17.6		0	18.3
		1	23		17.5		0	18.1		17.8		0	18.3

**NR Band 70 Measured Results (ANT3)**

BW (MHz)	Modulation	RB Allocation	RB offset	Mode A Power (dBm)					Mode B Power (dBm)				
				340500	340500	340500	MPR	Max Power	340500	340500	340500	MPR	Max Power
				1702.5 MHz	1702.5 MHz	1702.5 MHz			1702.5 MHz	1702.5 MHz	1702.5 MHz		
15	π/2 BPSK	1	1		21.1		0	21.6		21.3		0	22.1
		1	77		20.8		0	21.6		21.3		0	22.1
		36	22		20.8		0	21.6		21.2		0	22.1
	QPSK	1	1		21.0		0	21.6		21.5		0	22.1
		1	77		20.7		0	21.6		21.5		0	22.1
		36	22		20.9		0	21.6		21.3		0	22.1
BW (MHz)	Modulation	RB Allocation	RB offset	Mode A Power (dBm)					Mode B Power (dBm)				
				340000	340500	341000	MPR	Max Power	340000	340500	341000	MPR	Max Power
				1700 MHz	1702.5 MHz	1705 MHz			1700 MHz	1702.5 MHz	1705 MHz		
10	π/2 BPSK	1	1		20.4		0	21.6		21.0		0	22.1
		1	50		20.7		0	21.6		21.0		0	22.1
BW (MHz)	Modulation	RB Allocation	RB offset	Mode A Power (dBm)					Mode B Power (dBm)				
				339500	340500	341500	MPR	Max Power	339500	340500	341500	MPR	Max Power
				1697.5 MHz	1702.5 MHz	1707.5 MHz			1697.5 MHz	1702.5 MHz	1707.5 MHz		
5	π/2 BPSK	1	1	21.0	20.8	21.0	0	21.6	21.0	21.0	21.1	0	22.1
		1	23	20.9	20.8	20.6	0	21.6	21.1	21.4	21.0	0	22.1

**NR Band 70 Measured Results (ANT4)**

BW (MHz)	Modulation	RB Allocation	RB offset	Mode A Power (dBm)					Mode B Power (dBm)				
				340500	340500	340500	MPR	Max Power	340500	340500	340500	MPR	Max Power
				1702.5 MHz	1702.5 MHz	1702.5 MHz			1702.5 MHz	1702.5 MHz	1702.5 MHz		
15	π/2 BPSK	1	1		17.2		0	18.2		19.1		0	20
		1	77		17.3		0	18.2		19.1		0	20
		36	22		17.2		0	18.2		19.1		0	20
	QPSK	1	1		17.4		0	18.2		19.1		0	20
		1	77		17.2		0	18.2		19.1		0	20
		36	22		17.3		0	18.2		19.1		0	20
BW (MHz)	Modulation	RB Allocation	RB offset	Mode A Power (dBm)					Mode B Power (dBm)				
				340000	340500	341000	MPR	Max Power	340000	340500	341000	MPR	Max Power
				1700 MHz	1702.5 MHz	1705 MHz			1700 MHz	1702.5 MHz	1705 MHz		
10	π/2 BPSK	1	1		17.1		0	18.2		19.1		0	20
		1	50		17.3		0	18.2		19.1		0	20
BW (MHz)	Modulation	RB Allocation	RB offset	Mode A Power (dBm)					Mode B Power (dBm)				
				339500	340500	341500	MPR	Max Power	339500	340500	341500	MPR	Max Power
				1697.5 MHz	1702.5 MHz	1707.5 MHz			1697.5 MHz	1702.5 MHz	1707.5 MHz		
5	π/2 BPSK	1	1	17.5	17.4	17.3	0	18.2	19.1	19.1	19.1	0	20
		1	23	17.3	17.3	17.4	0	18.2	19.1	19.1	19.1	0	20

**NR Band 71 Measured Results (ANT1)**

BW (MHz)	Modulation	RB Allocation	RB offset	Mode A Power (dBm)					Mode B Power (dBm)				
				134600	136100	137600	MPR	Max Power	134600	136100	137600	MPR	Max Power
				673 MHz	680.5 MHz	688 MHz			673 MHz	680.5 MHz	688 MHz		
20	π/2 BPSK	1	1		24.7		0	25.7		24.7		0	25.7
		1	104		24.7		0	25.7		24.7		0	25.7
		50	28		24.9		0	25.7		24.9		0	25.7
	QPSK	1	1		25.1		0	25.7		25.1		0	25.7
		1	104		24.9		0	25.7		24.9		0	25.7
		50	28		24.9		0	25.7		24.9		0	25.7
BW (MHz)	Modulation	RB Allocation	RB offset	Mode A Power (dBm)					Mode B Power (dBm)				
				134100	136100	138100	MPR	Max Power	134100	136100	138100	MPR	Max Power
				670.5 MHz	680.5 MHz	690.5 MHz			670.5 MHz	680.5 MHz	690.5 MHz		
15	π/2 BPSK	1	1		25.1		0	25.7		25.1		0	25.7
		1	77		24.8		0	25.7		24.8		0	25.7
BW (MHz)	Modulation	RB Allocation	RB offset	Mode A Power (dBm)					Mode B Power (dBm)				
				133600	136100	138600	MPR	Max Power	133600	136100	138600	MPR	Max Power
				668 MHz	680.5 MHz	693 MHz			668 MHz	680.5 MHz	693 MHz		
10	π/2 BPSK	1	1	24.9	24.9	24.8	0	25.7	24.9	24.9	24.8	0	25.7
		1	50	24.8	24.8	24.9	0	25.7	24.8	24.8	24.9	0	25.7
BW (MHz)	Modulation	RB Allocation	RB offset	Mode A Power (dBm)					Mode B Power (dBm)				
				133100	136100	139100	MPR	Max Power	133100	136100	139100	MPR	Max Power
				665.5 MHz	680.5 MHz	695.5 MHz			665.5 MHz	680.5 MHz	695.5 MHz		
5	π/2 BPSK	1	1	25.0	24.9	24.8	0	25.7	25.0	24.9	24.8	0	25.7
		1	23	24.9	24.9	24.5	0	25.7	24.9	24.9	24.5	0	25.7

**NR Band 71 Measured Results (ANT2)**

BW (MHz)	Modulation	RB Allocation	RB offset	Mode A Power (dBm)					Mode B Power (dBm)				
				134600	136100	137600	MPR	Max Power	134600	136100	137600	MPR	Max Power
				673 MHz	680.5 MHz	688 MHz			673 MHz	680.5 MHz	688 MHz		
20	π/2 BPSK	1	1		24.3		0	25.2		24.3		0	25.2
		1	104		24.3		0	25.2		24.3		0	25.2
		50	28		24.3		0	25.2		24.3		0	25.2
	QPSK	1	1		24.3		0	25.2		24.3		0	25.2
		1	104		24.3		0	25.2		24.3		0	25.2
		50	28		24.3		0	25.2		24.3		0	25.2
BW (MHz)	Modulation	RB Allocation	RB offset	Mode A Power (dBm)					Mode B Power (dBm)				
				134100	136100	138100	MPR	Max Power	134100	136100	138100	MPR	Max Power
				670.5 MHz	680.5 MHz	690.5 MHz			670.5 MHz	680.5 MHz	690.5 MHz		
15	π/2 BPSK	1	1		24.4		0	25.2		24.4		0	25.2
		1	77		24.3		0	25.2		24.3		0	25.2
BW (MHz)	Modulation	RB Allocation	RB offset	Mode A Power (dBm)					Mode B Power (dBm)				
				133600	136100	138600	MPR	Max Power	133600	136100	138600	MPR	Max Power
				668 MHz	680.5 MHz	693 MHz			668 MHz	680.5 MHz	693 MHz		
10	π/2 BPSK	1	1	24.3	24.1	24.0	0	25.2	24.3	24.1	24.0	0	25.2
		1	50	24.1	24.1	24.0	0	25.2	24.1	24.1	24.0	0	25.2
BW (MHz)	Modulation	RB Allocation	RB offset	Mode A Power (dBm)					Mode B Power (dBm)				
				133100	136100	139100	MPR	Max Power	133100	136100	139100	MPR	Max Power
				665.5 MHz	680.5 MHz	695.5 MHz			665.5 MHz	680.5 MHz	695.5 MHz		
5	π/2 BPSK	1	1	24.2	24.2	23.9	0	25.2	24.2	24.2	23.9	0	25.2
		1	23	24.2	24.1	23.7	0	25.2	24.2	24.1	23.7	0	25.2

**NR Band 77 (Block A) Measured Results (ANT7)**

BW (MHz)	Modulation	RB Allocation	RB offset	Mode A Power (dBm)					Mode B Power (dBm)				
				633334	633334	633332	MPR	Max Power	633334	633334	633332	MPR	Max Power
				3500.01 MHz	3500.01 MHz	3499.98 MHz			3500.01 MHz	3500.01 MHz	3499.98 MHz		
100	π/2 BPSK	1	1		20.9		0	21.7		18.1		0	18.6
		1	271		20.8		0	21.7		17.9		0	18.6
		135	69		20.8		0	21.7		17.9		0	18.6
	QPSK	1	1		20.6		0	21.7		18.3		0	18.6
		1	271		20.5		0	21.7		18.3		0	18.6
		135	69		20.6		0	21.7		18.3		0	18.6
90	π/2 BPSK	1	1		20.6		0	21.7		18.3		0	18.6
		1	243		20.4		0	21.7		18.1		0	18.6
80	π/2 BPSK	1	1		20.6		0	21.7		18.3		0	18.6
		1	215		20.4		0	21.7		18.1		0	18.6
70	π/2 BPSK	1	1		20.6		0	21.7		18.4		0	18.6
		1	187		20.4		0	21.7		18.1		0	18.6
60	π/2 BPSK	1	1		20.6		0	21.7		18.3		0	18.6
		1	160		20.4		0	21.7		18.2		0	18.6
50	π/2 BPSK	1	1		20.6		0	21.7		18.4		0	18.6
		1	131		20.4		0	21.7		18.1		0	18.6
40	π/2 BPSK	1	1		20.9		0	21.7		18.6		0	18.6
		1	104		20.8		0	21.7		18.5		0	18.6
30	π/2 BPSK	1	1	20.8	20.8	20.8	0	21.7	18.6	18.6	18.6	0	18.6
		1	76	20.7	20.7	20.7	0	21.7	18.4	18.4	18.4	0	18.6
20	π/2 BPSK	1	1	20.7	20.7	20.7	0	21.7	18.5	18.5	18.5	0	18.6
		1	49	20.7	20.7	20.7	0	21.7	18.4	18.4	18.4	0	18.6
15	π/2 BPSK	1	1	20.7	20.7	20.7	0	21.7	18.5	18.5	18.5	0	18.6
		1	36	20.7	20.7	20.7	0	21.7	18.4	18.4	18.4	0	18.6
10	π/2 BPSK	1	1	20.5	20.5	20.5	0	21.7	18.3	18.3	18.3	0	18.6
		1	22	20.6	20.6	20.6	0	21.7	18.3	18.3	18.3	0	18.6

**NR Band 77 (Block C) Measured Results (ANT7)**

BW (MHz)	Modulation	RB Allocation	RB offset	Mode A Power (dBm)							Mode B Power (dBm)										
				650002 3750.03 MHz	652402 3786.03 MHz	654802 3822.03 MHz	657202 3858.03 MHz	659600 3894 MHz	661998 3929.97 MHz	MFR	Max Power	650002 3750.03 MHz	652402 3786.03 MHz	654802 3822.03 MHz	657202 3858.03 MHz	659600 3894 MHz	661998 3929.97 MHz	MFR	Max Power		
100	π/2 BPSK	1	1				20.5				0	21.7				17.8				0	18.6
							20.4				0	21.7				18.0				0	18.6
							20.2				0	21.7				18.0				0	18.6
	QPSK	1	1				20.5				0	21.7				18.3				0	18.6
							20.4				0	21.7				18.3				0	18.6
							20.5				0	21.7				18.3				0	18.6
90	π/2 BPSK	1	1				20.6				0	21.7				18.4				0	18.6
							20.6				0	21.7				18.3				0	18.6
80	π/2 BPSK	1	1				20.8				0	21.7				18.4				0	18.6
							20.4				0	21.7				18.3				0	18.6
70	π/2 BPSK	1	1				20.8				0	21.7				18.4				0	18.6
							20.6				0	21.7				18.2				0	18.6
60	π/2 BPSK	1	1				20.6				0	21.7				18.4				0	18.6
							20.6				0	21.7				18.5				0	18.6
50	π/2 BPSK	1	1				20.6				0	21.7				18.4				0	18.6
							20.7				0	21.7				18.5				0	18.6
40	π/2 BPSK	1	1				21.0				0	21.7				18.6				0	18.6
							20.7				0	21.7				18.5				0	18.6
							20.7				0	21.7				18.5				0	18.6
30	π/2 BPSK	1	1				20.8				0	21.7				18.6				0	18.6
							20.6				0	21.7				18.3				0	18.6
							20.8				0	21.7				18.5				0	18.6
20	π/2 BPSK	1	1				20.8				0	21.7				18.5				0	18.6
							20.8				0	21.7				18.6				0	18.6
15	π/2 BPSK	1	1				20.8				0	21.7				18.6				0	18.6
							20.7				0	21.7				18.3				0	18.6
							20.8				0	21.7				18.5				0	18.6
10	π/2 BPSK	1	1				20.6				0	21.7				18.3				0	18.6
							20.5				0	21.7				18.3				0	18.6
							20.6				0	21.7				18.4				0	18.6



**NR Band 77 (Block A) Measured Results (ANT8)**

BW (MHz)	Modulation	RB Allocation	RB offset	Mode A Power (dBm)					Mode B Power (dBm)					
				633334	633334	633332	MPR	Max Power	633334	633334	633332	MPR	Max Power	
				3500.01 MHz	3500.01 MHz	3499.98 MHz			3500.01 MHz	3500.01 MHz	3499.98 MHz			
100	π/2 BPSK	1	1		18.2		0	19.1		17.2		0	17.8	
		1	271		18.0		0	19.1		17.0		0	17.8	
		135	69		18.0		0	19.1		17.1		0	17.8	
	QPSK	1	1		18.5		0	19.1		17.4		0	17.8	
		1	271		18.0		0	19.1		16.9		0	17.8	
		135	69		18.1		0	19.1		17.1		0	17.8	
90	π/2 BPSK	1	1		18.4		0	19.1		17.4		0	17.8	
		1	243		17.9		0	19.1		17.0		0	17.8	
		80	π/2 BPSK	1	1		18.4		0	19.1		17.3		0
1	215				18.0		0	19.1		16.8		0	17.8	
70	π/2 BPSK			1	1		18.3		0	19.1		17.4		0
		1	187		17.9		0	19.1		16.8		0	17.8	
		60	π/2 BPSK	1	1		18.4		0	19.1		17.4		0
1	160				17.9		0	19.1		16.9		0	17.8	
50	π/2 BPSK			1	1		18.4		0	19.1		17.3		0
		1	131		17.8		0	19.1		17.0		0	17.8	
		40	π/2 BPSK	1	1		18.5		0	19.1		17.5		0
1	104				18.2		0	19.1		17.2		0	17.8	
30	π/2 BPSK			1	1		18.6	18.3	18.2	0	19.1	17.6	17.4	17.1
		1	76		18.4	18.1	18.1	0	19.1	17.4	17.2	17.2	0	17.8
		20	π/2 BPSK	1	1		18.5	18.3	18.1	0	19.1	17.7	17.3	17.1
1	49				18.4	18.3	18.1	0	19.1	17.5	17.2	17.1	0	17.8
15	π/2 BPSK			1	1		18.5	18.3	18.1	0	19.1	17.4	17.2	17.0
		1	36		18.5	18.3	18.1	0	19.1	17.5	17.2	17.0	0	17.8
		10	π/2 BPSK	1	1		18.5	18.2	17.9	0	19.1	17.5	17.2	16.8
1	22				18.4	18.2	17.9	0	19.1	17.5	17.2	17.0	0	17.8

**NR Band 77 (Block C) Measured Results (ANT8)**

BW (MHz)	Modulation	RB Allocation	RB offset	Mode A Power (dBm)							Mode B Power (dBm)									
				650002	652402	654802	657202	659600	661998	MFR	Max Power	650002	652402	654802	657202	659600	661998	MFR	Max Power	
100	π/2 BPSK	1	1	3750.03 MHz	3786.03 MHz	3822.03 MHz	3858.03 MHz	3894 MHz	3929.97 MHz	0	19.1	3750.03 MHz	3786.03 MHz	3822.03 MHz	3858.03 MHz	3894 MHz	3929.97 MHz	0	17.8	
				18.0	17.5	17.4	17.0	17.1	17.0	17.8										
				18.1	17.9	17.9	17.0	17.1	17.0	17.8										
	QPSK	1	1	3750.03 MHz	3786.03 MHz	3822.03 MHz	3858.03 MHz	3894 MHz	3929.97 MHz	0	19.1	3750.03 MHz	3786.03 MHz	3822.03 MHz	3858.03 MHz	3894 MHz	3929.97 MHz	0	17.8	
				18.0	17.1	17.0	17.0	17.1	17.0	17.8										
				18.1	17.9	17.9	17.0	17.1	17.0	17.8										
90	π/2 BPSK	1	1	3745.02 MHz	3783.03 MHz	3821.01 MHz	3859.02 MHz	3897 MHz	3934.98 MHz	0	19.1	3745.02 MHz	3783.03 MHz	3821.01 MHz	3859.02 MHz	3897 MHz	3934.98 MHz	0	17.8	
				17.9	17.0	17.0	17.0	17.1	17.0	17.8										
				18.1	17.9	17.9	17.0	17.1	17.0	17.8										
	80	π/2 BPSK	1	1	3740.04 MHz	3780.03 MHz	3820.02 MHz	3860.01 MHz	3900 MHz	3939.99 MHz	0	19.1	3740.04 MHz	3780.03 MHz	3820.02 MHz	3860.01 MHz	3900 MHz	3939.99 MHz	0	17.8
					18.0	17.0	17.0	17.0	17.1	17.0	17.8									
					18.1	17.9	17.9	17.0	17.1	17.0	17.8									
70		π/2 BPSK	1	1	3735.03 MHz	3777.03 MHz	3819.03 MHz	3861.03 MHz	3903 MHz	3944.97 MHz	0	19.1	3735.03 MHz	3777.03 MHz	3819.03 MHz	3861.03 MHz	3903 MHz	3944.97 MHz	0	17.8
					18.0	17.0	17.0	17.0	17.1	17.0	17.8									
					18.0	16.9	16.9	17.0	17.0	17.0	17.8									
	60	π/2 BPSK	1	1	3730.02 MHz	3774.03 MHz	3818.01 MHz	3862.02 MHz	3906 MHz	3949.98 MHz	0	19.1	3730.02 MHz	3774.03 MHz	3818.01 MHz	3862.02 MHz	3906 MHz	3949.98 MHz	0	17.8
					17.9	17.0	17.0	17.0	17.1	17.0	17.8									
					18.1	17.1	17.1	17.1	17.1	17.1	17.8									
50		π/2 BPSK	1	1	3725.04 MHz	3771.03 MHz	3817.02 MHz	3863.01 MHz	3909 MHz	3954.99 MHz	0	19.1	3725.04 MHz	3771.03 MHz	3817.02 MHz	3863.01 MHz	3909 MHz	3954.99 MHz	0	17.8
					18.1	17.0	17.0	17.0	17.1	17.0	17.8									
					18.0	17.0	17.0	17.0	17.1	17.0	17.8									
	40	π/2 BPSK	1	1	3720.03 MHz	3768.03 MHz	3816.03 MHz	3864.03 MHz	3912 MHz	3959.97 MHz	0	19.1	3720.03 MHz	3768.03 MHz	3816.03 MHz	3864.03 MHz	3912 MHz	3959.97 MHz	0	17.8
					18.9	18.6	18.4	18.3	18.4	18.5	17.4	17.5	17.3	17.4	17.4	17.4	17.4			
					18.7	18.2	18.2	18.3	18.4	18.4	17.7	17.3	17.1	17.2	17.3	17.4	17.4			
30		π/2 BPSK	1	1	3715.02 MHz	3765.03 MHz	3815.01 MHz	3865.02 MHz	3915 MHz	3964.98 MHz	0	19.1	3715.02 MHz	3765.03 MHz	3815.01 MHz	3865.02 MHz	3915 MHz	3964.98 MHz	0	17.8
					18.7	18.4	18.4	18.0	18.4	18.5	17.7	17.4	17.1	17.3	17.3	17.3	17.3			
					18.7	18.3	18.2	18.2	18.3	18.3	17.7	17.3	17.1	17.1	17.3	17.3	17.3			
	20	π/2 BPSK	1	1	3710.04 MHz	3762.03 MHz	3814.02 MHz	3866.01 MHz	3918 MHz	3969.99 MHz	0	19.1	3710.04 MHz	3762.03 MHz	3814.02 MHz	3866.01 MHz	3918 MHz	3969.99 MHz	0	17.8
					18.7	18.6	18.4	18.0	18.2	18.4	17.7	17.3	17.1	17.2	17.2	17.3	17.3			
					18.7	18.4	18.2	18.1	18.3	18.3	17.7	17.3	17.2	17.2	17.2	17.2	17.2			
15		π/2 BPSK	1	1	3707.52 MHz	3760.53 MHz	3813.51 MHz	3866.52 MHz	3919.5 MHz	3972.48 MHz	0	19.1	3707.52 MHz	3760.53 MHz	3813.51 MHz	3866.52 MHz	3919.5 MHz	3972.48 MHz	0	17.8
					18.7	18.4	18.2	18.2	18.2	18.4	17.7	17.3	17.3	17.1	17.3	17.3	17.3			
					18.8	18.3	18.2	18.2	18.3	18.3	17.7	17.3	17.1	17.2	17.3	17.4	17.4			
	10	π/2 BPSK	1	1	3705.03 MHz	3759.03 MHz	3813.03 MHz	3867.03 MHz	3921 MHz	3974.97 MHz	0	19.1	3705.03 MHz	3759.03 MHz	3813.03 MHz	3867.03 MHz	3921 MHz	3974.97 MHz	0	17.8
					18.4	18.3	17.9	18.0	18.2	18.3	17.5	17.1	17.0	17.0	17.1	17.1	17.1			
					18.4	18.2	18.0	18.0	18.0	18.3	17.4	17.1	17.0	16.9	17.0	17.2	17.2			

**NR Band 77 (Block A) Measured Results (ANT9)**

BW (MHz)	Modulation	RB Allocation	RB offset	Mode A Power (dBm)					Mode B Power (dBm)				
				633334	633334	633332	MPR	Max Power	633334	633334	633332	MPR	Max Power
				3500.01 MHz	3500.01 MHz	3499.98 MHz			3500.01 MHz	3500.01 MHz	3499.98 MHz		
100	π/2 BPSK	1	1		17.5		0	19.3		16.9		0	17.7
		1	271		17.6		0	19.3		16.8		0	17.7
		135	69		17.4		0	19.3		16.8		0	17.7
	QPSK	1	1		17.4		0	19.3		16.7		0	17.7
		1	271		17.4		0	19.3		16.7		0	17.7
		135	69		17.3		0	19.3		16.6		0	17.7
90	π/2 BPSK	1	1		17.3		0	19.3		16.7		0	17.7
		1	243		17.3		0	19.3		16.7		0	17.7
		80	π/2 BPSK	1	1		17.3		0	19.3		16.7	
1	215				17.3		0	19.3		16.6		0	17.7
70	π/2 BPSK			1	1		17.4		0	19.3		16.8	
		1	187		17.3		0	19.3		16.6		0	17.7
		60	π/2 BPSK	1	1		17.4		0	19.3		16.8	
1	160				17.3		0	19.3		16.6		0	17.7
50	π/2 BPSK			1	1		17.4		0	19.3		16.8	
		1	131		17.3		0	19.3		16.6		0	17.7
		40	π/2 BPSK	1	1		17.6		0	19.3		17.0	
1	104				17.6		0	19.3		17.0		0	17.7
30	π/2 BPSK			1	1	17.6	17.5	17.5	0	19.3	17.0	16.9	16.9
		1	76	17.5	17.4	17.5	0	19.3	16.9	16.9	16.9	0	17.7
		20	π/2 BPSK	1	1	17.5	17.4	17.4	0	19.3	16.9	16.9	16.9
1	49			17.5	17.4	17.4	0	19.3	16.9	16.8	16.8	0	17.7
15	π/2 BPSK			1	1	17.6	17.5	17.4	0	19.3	16.9	16.9	16.8
		1	36	17.5	17.5	17.4	0	19.3	16.9	16.8	16.8	0	17.7
		10	π/2 BPSK	1	1	17.3	17.3	17.3	0	19.3	16.7	16.6	16.6
1	22			17.3	17.3	17.3	0	19.3	16.7	16.7	16.7	0	17.7

**NR Band 77 (Block C) Measured Results (ANT9)**

BW (MHz)	Modulation	RB Allocation	RB offset	Mode A Power (dBm)						MFR	Max Power	Mode B Power (dBm)						MFR	Max Power		
				650002 3750.03 MHz	652402 3786.03 MHz	654802 3822.03 MHz	657202 3858.03 MHz	659600 3894 MHz	661998 3929.97 MHz			650002 3750.03 MHz	652402 3786.03 MHz	654802 3822.03 MHz	657202 3858.03 MHz	659600 3894 MHz	661998 3929.97 MHz				
100	π/2 BPSK	1	1				17.5				0	19.3				16.8				0	17.7
							17.5				0	19.3				16.8				0	17.7
							17.5				0	19.3				16.9				0	17.7
	QPSK	1	271				17.5				0	19.3				16.9				0	17.7
							17.5				0	19.3				16.9				0	17.7
							17.5				0	19.3				17.0				0	17.7
90	π/2 BPSK	1	1				17.6				0	19.3				16.9				0	17.7
							17.5				0	19.3				16.9				0	17.7
				80	π/2 BPSK	1	1				17.6				0	19.3				17.0	
			17.5								0	19.3				16.9				0	17.7
70	π/2 BPSK	1	1								17.6				0	19.3				17.1	
							17.7				0	19.3				17.0				0	17.7
				60	π/2 BPSK	1	1				17.6				0	19.3				17.0	
			17.6								0	19.3				17.0				0	17.7
50	π/2 BPSK	1	1								17.7				0	19.3				17.0	
							17.7				0	19.3				17.1				0	17.7
				40	π/2 BPSK	1	1				18.0				0	19.3				17.4	
			17.9								0	19.3				17.3				0	17.7
			17.9								0	19.3				17.3				0	17.7
30	π/2 BPSK	1	1				17.8				0	19.3				17.3				0	17.7
							17.9				0	19.3				17.3				0	17.7
							17.9				0	19.3				17.3				0	17.7
20	π/2 BPSK	1	1				17.8				0	19.3				17.2				0	17.7
							17.8				0	19.3				17.2				0	17.7
							17.8				0	19.3				17.2				0	17.7
15	π/2 BPSK	1	1				17.8				0	19.3				17.2				0	17.7
							17.8				0	19.3				17.2				0	17.7
							17.8				0	19.3				17.2				0	17.7
10	π/2 BPSK	1	1				17.7				0	19.3				17.0				0	17.7
							17.6				0	19.3				16.9				0	17.7
							17.5				0	19.3				16.9				0	17.7

**NR Band 77 (Block A) Measured Results (ANT4)**

BW (MHz)	Modulation	RB Allocation	RB offset	Mode A Power (dBm)					Mode B Power (dBm)				
				633334	633334	633332	MPR	Max Power	633334	633334	633332	MPR	Max Power
				3500.01 MHz	3500.01 MHz	3499.98 MHz			3500.01 MHz	3500.01 MHz	3499.98 MHz		
100	π/2 BPSK	1	1		17.3		0	18.5		18.9		0	19.5
		1	271		17.1		0	18.5		18.8		0	19.5
		135	69		17.2		0	18.5		18.8		0	19.5
	QPSK	1	1		17.2		0	18.5		18.8		0	19.5
		1	271		16.8		0	18.5		18.3		0	19.5
		135	69		16.9		0	18.5		18.4		0	19.5
90	π/2 BPSK	1	1		17.0		0	18.5		18.7		0	19.5
		1	243		16.6		0	18.5		18.3		0	19.5
80	π/2 BPSK	1	1		17.0		0	18.5		18.6		0	19.5
		1	215		16.6		0	18.5		18.3		0	19.5
70	π/2 BPSK	1	1		17.0		0	18.5		18.7		0	19.5
		1	187		16.6		0	18.5		18.2		0	19.5
60	π/2 BPSK	1	1		16.9		0	18.5		18.6		0	19.5
		1	160		16.7		0	18.5		18.2		0	19.5
50	π/2 BPSK	1	1		17.0		0	18.5		18.6		0	19.5
		1	131		16.7		0	18.5		18.2		0	19.5
40	π/2 BPSK	1	1		17.2		0	18.5		18.8		0	19.5
		1	104		16.9		0	18.5		18.6		0	19.5
30	π/2 BPSK	1	1		17.1		0	18.5		18.8		0	19.5
		1	76		17.0		0	18.5		18.6		0	19.5
20	π/2 BPSK	1	1		17.0		0	18.5		18.7		0	19.5
		1	49		17.0		0	18.5		18.6		0	19.5
15	π/2 BPSK	1	1		17.1		0	18.5		18.8		0	19.5
		1	36		17.1		0	18.5		18.8		0	19.5
10	π/2 BPSK	1	1		17.0		0	18.5		18.7		0	19.5
		1	22		17.0		0	18.5		18.7		0	19.5

**NR Band 77 (Block C) Measured Results (ANT4)**

BW (MHz)	Modulation	RB Allocation	RB offset	Mode A Power (dBm)						MFR	Max Power	Mode B Power (dBm)						MFR	Max Power	
				650002 3750.03 MHz	652402 3786.03 MHz	654802 3822.03 MHz	657202 3858.03 MHz	659600 3894 MHz	661998 3929.97 MHz			650002 3750.03 MHz	652402 3786.03 MHz	654802 3822.03 MHz	657202 3858.03 MHz	659600 3894 MHz	661998 3929.97 MHz			
100	π/2 BPSK	1	1				17.2			0	18.5				18.8			0	19.5	
			1	271				17.1			0	18.5				18.9			0	19.5
			135	69				17.1			0	18.5				18.8			0	19.5
	QPSK	1	1				16.9			0	18.5				18.5			0	19.5	
			1	271				16.9			0	18.5				18.4			0	19.5
			135	69				16.8			0	18.5				18.5			0	19.5
90	π/2 BPSK	1	1				16.9			0	18.5				18.5			0	19.5	
			1	243				16.8			0	18.5				18.5			0	19.5
			80	π/2 BPSK	1	1				16.8			0	18.5				18.5		
1	215							16.7			0	18.5				18.4			0	19.5
70	π/2 BPSK	1				1				16.9			0	18.5				18.5		
			1	187				16.7			0	18.5				18.3			0	19.5
			60	π/2 BPSK	1	1				16.9			0	18.5				18.5		
1	160							16.8			0	18.5				18.4			0	19.5
50	π/2 BPSK	1				1				16.9			0	18.5				18.5		
			1	131				16.9			0	18.5				18.5			0	19.5
			40	π/2 BPSK	1	1				17.2			0	18.5				18.8		
1	104							17.2			0	18.5				18.7			0	19.5
30	π/2 BPSK	1				1				17.0			0	18.5				18.7		
			1	76				17.2			0	18.5				18.7			0	19.5
			20	π/2 BPSK	1	1				17.1			0	18.5				18.6		
1	49							17.2			0	18.5				18.7			0	19.5
15	π/2 BPSK	1				1				17.1			0	18.5				18.7		
			1	36				17.1			0	18.5				18.7			0	19.5
			10	π/2 BPSK	1	1				16.9			0	18.5				18.6		
1	22							16.9			0	18.5				18.5			0	19.5

### 9.7. Wi-Fi 2.4GHz (DTS Band)

When the same transmission mode configurations have the same maximum output power on the same channel for the 802.11 b/g/n/ac/ax/be modes, the channel in the lower order/sequence 802.11 mode (i.e. g, n, ac, ax, then be) is selected. Therefore, the SAR measurements performed for the 802.11b as the lowest order modulation, cover 802.11n/ac/ax/be modes.

When multiple channel bandwidth configurations in a frequency band have the same specified maximum output power, the initial test configuration is determined by applying the following steps sequentially.

- 1) The largest channel bandwidth configuration is selected among the multiple configurations in a frequency band with the same specified maximum output power.
- 2) If multiple configurations have the same specified maximum output power and largest channel bandwidth, the lowest order modulation among the largest channel bandwidth configurations is selected.
- 3) If multiple configurations have the same specified maximum output power, largest channel bandwidth and lowest order modulation, the lowest data rate configuration among these configurations is selected.
- 4) When multiple transmission modes (802.11g/n/ac/ax/be) have the same specified maximum output power, largest channel bandwidth, lowest order modulation and lowest data rate, the lowest order 802.11 mode is selected.

Inspection of the SAR plots has shown that there is no overlap of hotspots and the center of antennas is over 100 mm apart. Using the guidance in KDB 248227 section 6.1, no evaluation of MIMO is required and SAR compliance for simultaneous transmission is determined separately for each individual antenna.

#### Maximum Output Power for Wi-Fi 2.4 GHz

The table below is the Maximum output power for this device. The highlighted values indicate what the overall worst case transmission mode will be required for SAR testing per channel. In the Wi-Fi 2.4 GHz (Power State) table, the highlighted worst case Low/Mid/High channels are selected for Mode A and Mode B.

Channel	Frequency (MHz)	Maximum Output Power (dBm)																																					
		SISO														MIMO																							
		b (SISO)	g (SISO) Low Rate	g (SISO) Mid Rate	g (SISO) High Rate	11n HT20 (SISO) Low Rate	11n HT20 (SISO) Mid Rate	11n HT20 (SISO) High Rate	11ax/11be HE20 (SISO) Low Rate	11ax/11be HE20 (SISO) Mid Rate	11ax/11be HE20 (SISO) High Rate	11ax/11be HE20 RU1/06 (SISO)	11ax/11be HE20 RU1/06 (SISO)	11ax/11be HE20 RU2 (SISO)	11ax/11be HE20 RU2 (SISO)	11ax/11be HE20 MRU1/06_26 (SISO)	11ax/11be HE20 MRU2_26 (SISO)	11n HT20 (2Tx, nonTXBF) Low Rate	11n HT20 (2Tx, nonTXBF) Mid Rate	11n HT20 (2Tx, nonTXBF) High Rate	11ax/11be HE20 (2Tx, nonTXBF) Low Rate	11ax/11be HE20 (2Tx, nonTXBF) Mid Rate	11ax/11be HE20 (2Tx, nonTXBF) High Rate	11ax/11be HE20 RU2/42 (2Tx, nonTXBF)	11ax/11be HE20 RU2 (2Tx, nonTXBF)	11ax/11be HE20 RU2 (2Tx, nonTXBF)	11ax/11be HE20 RU2/06_26 (2Tx, nonTXBF)	11ax/11be HE20 MRU2_26 (2Tx, nonTXBF)											
1	2412	20.50	18.00	17.75	17.50	18.00	17.75	17.50	18.00	16.00	16.00	16.00	16.00	16.00	16.00	16.00	16.00	17.50	17.00	16.50	16.00	15.50	15.00	15.00	15.00	15.00	15.00	15.00	15.00	15.00	15.00	15.00	15.00						
2	2417	21.50	19.50	19.50	19.50	19.50	19.50	19.50	18.00	18.00	18.00	18.00	18.00	16.00	12.00	18.00	16.75	18.50	18.50	18.50	17.00	17.00	17.00	17.00	17.00	17.00	17.00	17.00	17.00	17.00	17.00	17.00	17.00	17.00	17.00				
3	2422	21.50	21.50	21.50	21.50	21.50	21.50	21.50	21.50	21.50	21.50	21.50	21.50	21.50	18.00	16.00	12.00	20.00	20.00	20.00	19.00	19.00	19.00	19.00	19.00	19.00	19.00	19.00	19.00	19.00	19.00	19.00	19.00	19.00	19.00	19.00			
4	2427	21.50	21.50	21.50	21.50	21.50	21.50	21.50	21.50	21.50	21.50	21.50	21.50	21.50	18.00	16.00	12.00	21.50	21.50	21.50	21.50	21.50	21.50	21.50	21.50	21.50	21.50	21.50	21.50	21.50	21.50	21.50	21.50	21.50	21.50	21.50	21.50		
5	2432	21.50	21.50	21.50	21.50	21.50	21.50	21.50	21.50	21.50	21.50	21.50	21.50	21.50	18.00	16.00	12.00	21.50	21.50	21.50	21.50	21.50	21.50	21.50	21.50	21.50	21.50	21.50	21.50	21.50	21.50	21.50	21.50	21.50	21.50	21.50	21.50	21.50	
6	2437	21.50	21.50	21.50	21.50	21.50	21.50	21.50	21.50	21.50	21.50	21.50	21.50	21.50	18.00	16.00	12.00	21.50	21.50	21.50	21.50	21.50	21.50	21.50	21.50	21.50	21.50	21.50	21.50	21.50	21.50	21.50	21.50	21.50	21.50	21.50	21.50	21.50	21.50
7	2442	21.50	21.50	21.50	21.50	21.50	21.50	21.50	21.50	21.50	21.50	21.50	21.50	21.50	18.00	16.00	12.00	21.50	21.50	21.50	21.50	21.50	21.50	21.50	21.50	21.50	21.50	21.50	21.50	21.50	21.50	21.50	21.50	21.50	21.50	21.50	21.50	21.50	21.50
8	2447	21.50	21.50	21.50	21.50	21.50	21.50	21.50	21.50	21.50	21.50	21.50	21.50	21.50	18.00	16.00	12.00	21.50	21.50	21.50	21.50	21.50	21.50	21.50	21.50	21.50	21.50	21.50	21.50	21.50	21.50	21.50	21.50	21.50	21.50	21.50	21.50	21.50	21.50
9	2452	21.50	21.00	21.00	21.00	21.00	21.00	21.00	21.00	21.50	21.50	21.50	21.50	18.00	16.00	12.00	19.00	19.50	19.50	18.50	18.50	18.50	18.50	18.50	18.50	18.50	18.50	18.50	18.50	18.50	18.50	18.50	18.50	18.50	18.50	18.50	18.50	18.50	
10	2457	21.50	19.50	19.50	19.50	19.50	19.50	19.50	18.00	18.00	18.00	18.00	18.00	16.00	12.00	18.00	16.75	18.50	18.50	18.50	17.00	17.00	17.00	17.00	17.00	17.00	17.00	17.00	17.00	17.00	17.00	17.00	17.00	17.00	17.00	17.00	17.00	17.00	
11	2462	21.50	18.50	18.00	17.50	18.50	18.00	17.50	17.00	16.50	16.00	16.00	16.00	16.00	16.00	16.00	16.00	17.50	17.00	16.50	16.00	15.50	15.00	15.00	15.00	15.00	15.00	15.00	15.00	15.00	15.00	15.00	15.00	15.00	15.00	15.00	15.00	15.00	
12	2467	20.50	16.00	15.75	15.50	16.00	15.75	15.50	15.00	14.50	14.00	14.00	14.00	14.00	14.00	14.00	14.00	15.00	14.50	14.00	14.00	13.50	13.00	13.00	13.00	13.00	13.00	13.00	13.00	13.00	13.00	13.00	13.00	13.00	13.00	13.00	13.00	13.00	
13	2472	18.00	13.00	12.50	12.00	13.00	12.50	12.00	9.00	8.75	8.50	8.50	3.00	0.00	0.00	4.50	1.75	12.00	11.75	11.50	8.50	8.25	8.00	8.00	2.50	0.00	0.00	0.00	0.00	0.00	0.00	0.00	0.00	0.00	0.00	0.00	0.00	0.00	

**Wi-Fi 2.4 GHz(Power States)**

For 2.4 GHz band, there are use 6 difference power states:

- Power state 1: 802.15.4ab-NB<sub>OFF</sub> | P<sub>mid</sub> | CELL<sub>OFF</sub>
- Power state 2: 802.15.4ab-NB<sub>ON</sub> | P<sub>mid</sub> | CELL<sub>OFF</sub>
- Power state 3: 802.15.4ab-NB<sub>OFF</sub> | P<sub>high</sub> | CELL<sub>OFF</sub>
- Power state 4: 802.15.4ab-NB<sub>OFF</sub> | P<sub>low</sub> | CELL<sub>ON</sub>
- Power state 5: 802.15.4ab-NB<sub>ON</sub> | P<sub>high</sub> | CELL<sub>OFF</sub>
- Power state 6: 802.15.4ab-NB<sub>ON</sub> | P<sub>low</sub> | CELL<sub>ON</sub>

Antenna	Mode	Channel	Frequency (MHz)	Maximum Output Power (dBm)											
				Power States 1		Power States 2		Power States 3		Power States 4		Power States 5		Power States 6	
				Mode A	Mode B	Mode A	Mode B	Mode A	Mode B	Mode A	Mode B	Mode A	Mode B	Mode A	Mode B
ANT3	802.11b DSSS (SISO)	1	2412	20.50	20.50	20.50	20.50	20.50	20.50	18.75	17.00	20.50	20.50	17.75	16.00
		2	2417	21.50	21.00	21.50	21.00	21.50	21.00	18.75	17.00	21.50	20.50	17.75	16.00
		3	2422	21.50	21.00	21.50	21.00	21.50	21.00	18.75	17.00	21.50	20.50	17.75	16.00
		4	2427	21.50	21.00	21.50	21.00	21.50	21.00	18.75	17.00	21.50	20.50	17.75	16.00
		5	2432	21.50	21.00	21.50	21.00	21.50	21.00	18.75	17.00	21.50	20.50	17.75	16.00
		6	2437	21.50	21.00	21.50	21.00	21.50	21.00	18.75	17.00	21.50	20.50	17.75	16.00
		7	2442	21.50	21.00	21.50	21.00	21.50	21.00	18.75	17.00	21.50	20.50	17.75	16.00
		8	2447	21.50	21.00	21.50	21.00	21.50	21.00	18.75	17.00	21.50	20.50	17.75	16.00
		9	2452	21.50	21.00	21.50	21.00	21.50	21.00	18.75	17.00	21.50	20.50	17.75	16.00
		10	2457	21.50	21.00	21.50	21.00	21.50	21.00	18.75	17.00	21.50	20.50	17.75	16.00
		11	2462	21.50	21.00	21.50	21.00	21.50	21.00	18.75	17.00	21.50	20.50	17.75	16.00
		12	2467	20.50	20.50	20.50	20.50	20.50	20.50	18.75	17.00	20.50	20.50	17.75	16.00
		13	2472	18.00	18.00	18.00	18.00	18.00	18.00	18.00	17.00	18.00	18.00	17.75	16.00
Antenna	Mode	Channel	Frequency (MHz)	Maximum Output Power (dBm)											
				Power States 1		Power States 2		Power States 3		Power States 4		Power States 5		Power States 6	
				Mode A	Mode B	Mode A	Mode B	Mode A	Mode B	Mode A	Mode B	Mode A	Mode B	Mode A	Mode B
ANT4	802.11b DSSS (SISO)	1	2412	18.75	20.00	18.75	20.00	18.75	20.00	14.75	16.00	18.25	19.50	13.75	15.00
		2	2417	18.75	20.00	18.75	20.00	18.75	20.00	14.75	16.00	18.25	19.50	13.75	15.00
		3	2422	18.75	20.00	18.75	20.00	18.75	20.00	14.75	16.00	18.25	19.50	13.75	15.00
		4	2427	18.75	20.00	18.75	20.00	18.75	20.00	14.75	16.00	18.25	19.50	13.75	15.00
		5	2432	18.75	20.00	18.75	20.00	18.75	20.00	14.75	16.00	18.25	19.50	13.75	15.00
		6	2437	18.75	20.00	18.75	20.00	18.75	20.00	14.75	16.00	18.25	19.50	13.75	15.00
		7	2442	18.75	20.00	18.75	20.00	18.75	20.00	14.75	16.00	18.25	19.50	13.75	15.00
		8	2447	18.75	20.00	18.75	20.00	18.75	20.00	14.75	16.00	18.25	19.50	13.75	15.00
		9	2452	18.75	20.00	18.75	20.00	18.75	20.00	14.75	16.00	18.25	19.50	13.75	15.00
		10	2457	18.75	20.00	18.75	20.00	18.75	20.00	14.75	16.00	18.25	19.50	13.75	15.00
		11	2462	18.75	20.00	18.75	20.00	18.75	20.00	14.75	16.00	18.25	19.50	13.75	15.00
		12	2467	18.75	20.00	18.75	20.00	18.75	20.00	14.75	16.00	18.25	19.50	13.75	15.00
		13	2472	18.00	18.00	18.00	18.00	18.00	18.00	14.75	16.00	18.00	18.00	13.75	15.00

**Note(s):**

Power State 2 and 3 maximum output power same as Power State 1



**Wi-Fi 2.4GHz Measured Results**

The maximum output power specified for production units are determined for all applicable 802.11 transmission modes in each standalone and aggregated frequency band. Maximum output power is measured for the highest maximum output power configuration(s) in each frequency band according to the default power measurement procedures.

SAR Test reduction was applied from KDB 248227 guidance, Sec. 2.1, b), 1) when the same maximum output power is specified for multiple transmission modes in a frequency band, the largest channel bandwidth, lowest order modulation, lowest data rate and lowest order 802.11g/n/ac/ax mode is used for SAR measurement, on the highest measured output power channel in the initial test configuration, for each frequency band. Additional output power measurements were not deemed necessary.

SAR testing is not required for OFDM mode(s) when the highest reported SAR for DSSS is adjusted by the ratio of OFDM to DSSS specified maximum output power and the adjusted SAR is ≤ 1.2 W/kg.

Power Mode	Antenna	Mode	Power Mode A				Power Mode B			
			Ch #	Freq. (MHz)	Meas Pwr (dBm)	Max Output Pwr (dBm)	Ch #	Freq. (MHz)	Meas Pwr (dBm)	Max Output Pwr (dBm)
Power States 1 & Power States 2	ANT3	DSSS 802.11b	2	2417	20.60	21.50	2	2417	20.10	21.00
			6	2437	20.50	21.50	6	2437	20.00	21.00
			11	2462	20.40	21.50	11	2462	20.00	21.00
Power States 2 & Power States 3	ANT4	DSSS 802.11b	1	2412	17.80	18.75	1	2412	19.33	20.00
			6	2437	17.70	18.75	6	2437	19.21	20.00
			11	2462	17.80	18.75	11	2462	19.28	20.00
Power Mode	Antenna	Mode	Power Mode A				Power Mode B			
Power States 4	ANT3	DSSS 802.11b	1	2412	17.70	18.75	1	2412	15.94	17.00
			6	2437	17.52	18.75	6	2437	15.90	17.00
			11	2462	17.60	18.75	11	2462	15.83	17.00
	ANT4	DSSS 802.11b	1	2412	13.66	14.75	1	2412	14.89	16.00
			6	2437	13.57	14.75	6	2437	14.71	16.00
			11	2462	13.45	14.75	11	2462	14.78	16.00
Power Mode	Antenna	Mode	Power Mode A				Power Mode B			
Power States 5	ANT3	DSSS 802.11b	2	2417	20.60	21.50	1	2412	20.10	20.50
			6	2437	20.50	21.50	6	2437	20.00	20.50
			11	2462	20.40	21.50	11	2462	20.00	20.50
	ANT4	DSSS 802.11b	1	2412	17.80	18.25	1	2412	19.33	19.50
			6	2437	17.70	18.25	6	2437	19.21	19.50
			11	2462	17.80	18.25	11	2462	19.28	19.50
Power Mode	Antenna	Mode	Power Mode A				Power Mode B			
Power States 6	ANT3	DSSS 802.11b	1	2412	17.70	17.75	1	2412	15.94	16.00
			6	2437	17.52	17.75	6	2437	15.90	16.00
			11	2462	17.60	17.75	11	2462	15.83	16.00
	ANT4	DSSS 802.11b	1	2412	13.66	13.75	1	2412	14.89	15.00
			6	2437	13.57	13.75	6	2437	14.71	15.00
			11	2462	13.45	13.75	11	2462	14.78	15.00

**Note(s):**

SAR is not required for channel 12 and 13 because the maximum output power and the measured output power for these two channels are not greater than those for the default test channels. Refer to KDB 248227 D01 section 3.1.

## 9.8. Wi-Fi 5GHz (U-NII 1-3 Bands)

When multiple channel bandwidth configurations in a frequency band have the same specified maximum output power, the initial test configuration is determined by applying the following steps sequentially.

- 1) The largest channel bandwidth configuration is selected among the multiple configurations in a frequency band with the same specified maximum output power.
- 2) If multiple configurations have the same specified maximum output power and largest channel bandwidth, the lowest order modulation among the largest channel bandwidth configurations is selected.
- 3) If multiple configurations have the same specified maximum output power, largest channel bandwidth and lowest order modulation, the lowest data rate configuration among these configurations is selected.
- 4) When multiple transmission modes (802.11a/n/ac/ax/be) have the same specified maximum output power, largest channel bandwidth, lowest order modulation and lowest data rate, the lowest order 802.11 mode is selected.

Inspection of the SAR plots has shown that there is no overlap of hotspots and the center of antennas is over 100 mm apart. Using the guidance in KDB 248227 section 6.1, no evaluation of MIMO is required and SAR compliance for simultaneous transmission is determined separately for each individual antenna.

When the specified maximum output power is the same for both UNII 1 and UNII 2A, begin SAR measurements in UNII 2A with the channel with the highest measured output power. If the reported SAR for UNII 2A is  $\leq 1.2$  W/kg, SAR is not required for UNII 1; otherwise treat the remaining bands separately and test them independently for SAR.

### **Maximum Output Power for Wi-Fi 5 GHz**

The table below is the maximum output power for this device. The highlighted values indicate what the overall worst case transmission mode will be required for SAR testing per channel. In the Wi-Fi 5 GHz (Power State) table, the highlighted worst case Low/Mid/High channels are selected for Mode A and Mode B.

Bandwidth	Band	Channel	Frequency (MHz)	Maximum Output Power (dBm)															
				ANT5 / ANT6															
				SISO															
				a (SISO) Low Rate	a (SISO) Mid Rate	a (SISO) High Rate	11n/11ac HT20 (SISO) Low Rate	11n/11ac HT20 (SISO) Mid Rate	11n/11ac HT20 (SISO) High Rate	11ax/11be HE20 (SISO) Low Rate	11ax/11be HE20 (SISO) Mid Rate	11ax/11be HE20 (SISO) High Rate	11ax/11be HE20 RU242 (SISO)	11ax/11be HE20 RU106 (SISO)	11ax/11be HE20 RU52 (SISO)	11ax/11be HE20 RU26 (SISO)	11be HE20 MRU106_26 (SISO)	11be HE20 MRU52_26 (SISO)	
20 MHz	U-NII-1	36	5180	19.00	18.75	18.50	19.00	18.75	18.50	18.50	18.25	18.00	18.00	16.75	13.75	10.75	17.75	15.50	
		40	5200	20.00	20.00	20.00	20.00	20.00	20.00	20.00	20.00	20.00	20.00	20.00	16.75	13.75	10.75	17.75	15.50
		44	5220	20.00	20.00	20.00	20.00	20.00	20.00	20.00	20.00	20.00	20.00	20.00	16.75	13.75	10.75	17.75	15.50
		48	5240	20.00	20.00	20.00	20.00	20.00	20.00	20.00	20.00	20.00	20.00	20.00	16.75	13.75	10.75	17.75	15.50
	U-NII-2A	52	5260	20.00	20.00	20.00	20.00	20.00	20.00	20.00	20.00	20.00	20.00	20.00	16.75	13.75	Disabled	Disabled	Disabled
		56	5280	20.00	20.00	20.00	20.00	20.00	20.00	20.00	20.00	20.00	20.00	20.00	16.75	13.75	Disabled	Disabled	Disabled
		60	5300	20.00	20.00	20.00	20.00	20.00	20.00	20.00	20.00	20.00	20.00	20.00	16.75	13.75	Disabled	Disabled	Disabled
		64	5320	19.00	18.75	18.50	19.00	18.75	18.50	18.50	18.25	18.00	18.00	16.75	13.75	Disabled	Disabled	Disabled	
		100	5500	18.75	18.50	18.25	18.75	18.50	18.25	18.50	18.25	18.00	18.00	16.75	13.75	Disabled	Disabled	Disabled	
		104	5520	20.00	20.00	20.00	20.00	20.00	20.00	20.00	20.00	20.00	20.00	20.00	16.75	13.75	Disabled	Disabled	Disabled
		108	5540	20.00	20.00	20.00	20.00	20.00	20.00	20.00	20.00	20.00	20.00	20.00	16.75	13.75	Disabled	Disabled	Disabled
		112	5560	20.00	20.00	20.00	20.00	20.00	20.00	20.00	20.00	20.00	20.00	20.00	16.75	13.75	Disabled	Disabled	Disabled
	U-NII-2C	116	5580	20.00	20.00	20.00	20.00	20.00	20.00	20.00	20.00	20.00	20.00	20.00	16.75	13.75	Disabled	Disabled	Disabled
		120	5600	20.00	20.00	20.00	20.00	20.00	20.00	20.00	20.00	20.00	20.00	20.00	16.75	13.75	Disabled	Disabled	Disabled
		124	5620	20.00	20.00	20.00	20.00	20.00	20.00	20.00	20.00	20.00	20.00	20.00	16.75	13.75	Disabled	Disabled	Disabled
		128	5640	20.00	20.00	20.00	20.00	20.00	20.00	20.00	20.00	20.00	20.00	20.00	16.75	13.75	Disabled	Disabled	Disabled
		132	5660	20.00	20.00	20.00	20.00	20.00	20.00	20.00	20.00	20.00	20.00	20.00	16.75	13.75	Disabled	Disabled	Disabled
		136	5680	20.00	20.00	20.00	20.00	20.00	20.00	20.00	20.00	20.00	20.00	20.00	16.75	13.75	Disabled	Disabled	Disabled
		140	5700	18.50	18.00	17.50	18.50	18.00	17.50	16.50	16.25	16.00	16.00	16.00	13.75	13.75	Disabled	Disabled	Disabled
		144	5720	20.00	20.00	20.00	20.00	20.00	20.00	20.00	20.00	20.00	20.00	20.00	16.75	13.75	Disabled	Disabled	Disabled
U-NII-3	149	5745	20.50	20.50	20.50	20.50	20.50	20.50	20.50	20.50	20.50	20.50	20.50	16.75	13.75	10.75	17.75	15.50	
	153	5765	20.50	20.50	20.50	20.50	20.50	20.50	20.50	20.50	20.50	20.50	20.50	16.75	13.75	10.75	17.75	15.50	
	157	5785	20.50	20.50	20.50	20.50	20.50	20.50	20.50	20.50	20.50	20.50	20.50	16.75	13.75	10.75	17.75	15.50	
	161	5805	20.50	20.50	20.50	20.50	20.50	20.50	20.50	20.50	20.50	20.50	20.50	16.75	13.75	10.75	17.75	15.50	
	165	5825	20.50	20.50	20.50	20.50	20.50	20.50	20.50	20.50	20.50	20.50	20.50	16.75	13.75	10.75	17.75	15.50	
Bandwidth	Band	Channel	Frequency (MHz)	11n/11ac HT40 (SISO) Low Rate	11n/11ac HT40 (SISO) Mid Rate	11n/11ac HT40 (SISO) High Rate	11ax/11be HE40 (SISO) Low Rate	11ax/11be HE40 (SISO) Mid Rate	11ax/11be HE40 (SISO) High Rate	11ax/11be HE40 RU484 (SISO)	11ax/11be HE40 RU106 (SISO)	11ax/11be HE40 RU52 (SISO)	11ax/11be HE40 RU26 (SISO)	11be HE40 MRU106_26 (SISO)	11be HE40 MRU52_26 (SISO)				
40 MHz	U-NII-1	38	5190	17.50	17.25	17.00	16.50	16.25	16.00	16.00	13.75	10.75	7.75	14.75	12.50				
		46	5230	20.50	20.50	20.50	20.50	20.50	20.50	20.50	13.75	10.75	7.75	14.75	12.50				
	U-NII-2A	54	5270	20.50	20.50	20.50	20.50	20.50	20.50	20.50	13.75	10.75	Disabled	Disabled	Disabled				
		62	5310	17.50	17.25	17.00	16.50	16.25	16.00	16.00	13.75	10.75	Disabled	Disabled	Disabled				
	U-NII-2C	102	5510	16.50	16.25	16.00	16.00	15.75	15.50	15.50	13.75	10.75	Disabled	Disabled	Disabled				
		110	5550	20.50	20.50	20.50	20.50	20.50	20.50	20.50	13.75	10.75	Disabled	Disabled	Disabled				
		118	5590	20.50	20.50	20.50	20.50	20.50	20.50	20.50	13.75	10.75	Disabled	Disabled	Disabled				
		126	5630	20.50	20.50	20.50	20.50	20.50	20.50	20.50	13.75	10.75	Disabled	Disabled	Disabled				
		134	5670	20.50	20.50	20.50	19.00	19.00	19.00	19.00	13.75	10.75	Disabled	Disabled	Disabled				
		142	5710	20.50	20.50	20.50	20.50	20.50	20.50	20.50	13.75	10.75	Disabled	Disabled	Disabled				
U-NII-3	151	5755	20.50	20.50	20.50	20.50	20.50	20.50	20.50	13.75	10.75	7.75	14.75	12.50					
	159	5795	20.50	20.50	20.50	20.50	20.50	20.50	20.50	13.75	10.75	7.75	14.75	12.50					
Bandwidth	Band	Channel	Frequency (MHz)	11ac VHT80 (SISO) Low Rate	11ac VHT80 (SISO) Mid Rate	11ac VHT80 (SISO) High Rate	11ax/11be HE80 (SISO) Low Rate	11ax/11be HE80 (SISO) Mid Rate	11ax/11be HE80 (SISO) High Rate	11ax/11be HE80 RU996 (SISO)	11ax/11be HE80 RU106 (SISO)	11ax/11be HE80 RU52 (SISO)	11ax/11be HE80 RU26 (SISO)	11be HE80 MRU484_24 (SISO)	11be HE80 MRU106_26 (SISO)	11be HE80 MRU52_26 (SISO)			
80 MHz	U-NII-1	42	5210	17.50	17.00	16.50	16.50	16.25	16.00	16.00	10.75	7.50	4.50	16.00	11.50	9.25			
		58	5290	16.00	15.75	15.50	15.50	15.25	15.00	15.00	10.75	7.50	Disabled	15.00	Disabled	Disabled			
	U-NII-2C	106	5530	16.00	15.75	15.50	16.00	15.50	15.00	15.00	10.75	7.50	Disabled	15.00	Disabled	Disabled			
		122	5610	20.50	20.50	20.50	20.50	20.50	20.50	20.50	10.75	7.50	Disabled	20.00	Disabled	Disabled			
		138	5690	20.50	20.50	20.50	20.50	20.50	20.50	20.50	10.75	7.50	Disabled	20.00	Disabled	Disabled			
U-NII-3	155	5775	20.50	20.50	20.50	20.50	20.50	20.50	20.50	10.75	7.50	4.50	20.00	11.50	9.25				
Bandwidth	Band	Channel	Frequency (MHz)	11ac VHT160 (SISO) Low Rate	11ac VHT160 (SISO) Mid Rate	11ac VHT160 (SISO) High Rate	11ax/11be HE160 (SISO) Low Rate	11ax/11be HE160 (SISO) Mid Rate	11ax/11be HE160 (SISO) High Rate	11ax/11be HE160 RU996_2 (SISO)	11ax/11be HE160 RU106 (SISO)	11ax/11be HE160 RU52 (SISO)	11ax/11be HE160 RU26 (SISO)	11be HE160 MRU996_48 4 242 (SISO)	11be HE160 MRU996_48 4 (SISO)	11be HE160 MRU484_24 2 (SISO)	11be HE160 MRU106_26 (SISO)	11be HE160 MRU52_26 (SISO)	
160 MHz	U-NII-1&2A	50	5250	16.50	16.00	15.50	16.00	15.50	14.50	14.50	7.75	4.50	Disabled	14.50	14.50	14.50	Disabled	Disabled	
	U-NII-2C	114	5570	16.50	16.00	15.50	16.00	15.50	14.50	12.50	7.75	4.50	Disabled	12.50	12.50	12.50	Disabled	Disabled	



**Wi-Fi 5 GHz(Power States)**

For 5 GHz bands, there are use 6 difference power states:

- Power state 1: 802.15.4ab-NB<sub>OFF</sub> | P<sub>mid</sub> | CELL<sub>OFF</sub>
- Power state 2: 802.15.4ab-NB<sub>ON</sub> | P<sub>mid</sub> | CELL<sub>OFF</sub>
- Power state 3: 802.15.4ab-NB<sub>OFF</sub> | P<sub>high</sub> | CELL<sub>OFF</sub>
- Power state 4: 802.15.4ab-NB<sub>OFF</sub> | P<sub>low</sub> | CELL<sub>ON</sub>
- Power state 5: 802.15.4ab-NB<sub>ON</sub> | P<sub>high</sub> | CELL<sub>OFF</sub>
- Power state 6: 802.15.4ab-NB<sub>ON</sub> | P<sub>low</sub> | CELL<sub>ON</sub>

Antenna	Mode	Bandwidth	Channel	Frequency	Maximum Output Power (dBm)												
					Power State 1		Power State 2		Power State 3		Power State 4		Power State 5		Power State 6		
					Mode A	Mode B	Mode A	Mode B	Mode A	Mode B	Mode A	Mode B	Mode A	Mode B	Mode A	Mode B	
ANTS	U-NII-1 5.2 GHz (SISO)	802.11a 20 MHz	36	5180	19.00	19.00	19.00	19.00	19.00	19.00	18.25	16.50	19.00	19.00	17.25	15.50	
			40	5200	20.00	20.00	20.00	20.00	20.00	20.00	18.25	16.50	20.00	20.00	17.25	15.50	
			44	5220	20.00	20.00	20.00	20.00	20.00	20.00	18.25	16.50	20.00	20.00	17.25	15.50	
			48	5240	20.00	20.00	20.00	20.00	20.00	20.00	18.25	16.50	20.00	20.00	17.25	15.50	
		802.11n/ac 40 MHz	38	5190	17.50	17.50	17.50	17.50	17.50	17.50	17.50	17.50	16.50	17.50	17.50	17.25	15.50
			46	5230	20.50	20.50	20.50	20.50	20.50	20.50	18.25	16.50	20.50	20.00	17.25	15.50	
	802.11ac 80 MHz	42	5210	17.50	17.50	17.50	17.50	17.50	17.50	17.50	17.50	16.50	17.50	17.50	17.25	15.50	
	U-NII-2A 5.3 GHz (SISO)	802.11a 20 MHz	52	5260	20.00	19.75	20.00	19.75	20.00	19.75	17.00	15.75	20.00	19.25	16.00	14.75	
			56	5280	20.00	19.75	20.00	19.75	20.00	19.75	17.00	15.75	20.00	19.25	16.00	14.75	
			60	5300	20.00	19.75	20.00	19.75	20.00	19.75	17.00	15.75	20.00	19.25	16.00	14.75	
			64	5320	19.00	19.00	19.00	19.00	19.00	19.00	17.00	15.75	19.00	19.00	16.00	14.75	
		802.11n/ac 40 MHz	54	5270	20.50	19.75	20.50	19.75	20.50	19.75	17.00	15.75	20.50	19.25	16.00	14.75	
62			5310	17.50	17.50	17.50	17.50	17.50	17.50	17.00	15.75	17.50	17.50	16.00	14.75		
802.11ac 80 MHz		58	5290	16.00	16.00	16.00	16.00	16.00	16.00	16.00	15.75	16.00	16.00	16.00	14.75		
802.11ac 160 MHz		50	5250	16.50	16.50	16.50	16.50	16.50	16.50	16.50	15.75	16.50	16.50	16.00	14.75		
ANTS	U-NII-2C 5.5 GHz (SISO)	802.11a 20 MHz	100	5500	18.75	18.75	18.75	18.75	18.75	18.75	17.00	15.50	18.75	18.75	16.00	14.50	
			104	5520	20.00	19.50	20.00	19.50	20.00	19.50	17.00	15.50	20.00	19.00	16.00	14.50	
			108	5540	20.00	19.50	20.00	19.50	20.00	19.50	17.00	15.50	20.00	19.00	16.00	14.50	
			112	5560	20.00	19.50	20.00	19.50	20.00	19.50	17.00	15.50	20.00	19.00	16.00	14.50	
			116	5580	20.00	19.50	20.00	19.50	20.00	19.50	17.00	15.50	20.00	19.00	16.00	14.50	
			120	5600	20.00	19.50	20.00	19.50	20.00	19.50	17.00	15.50	20.00	19.00	16.00	14.50	
			124	5620	20.00	19.50	20.00	19.50	20.00	19.50	17.00	15.50	20.00	19.00	16.00	14.50	
			128	5640	20.00	19.50	20.00	19.50	20.00	19.50	17.00	15.50	20.00	19.00	16.00	14.50	
			132	5660	20.00	19.50	20.00	19.50	20.00	19.50	17.00	15.50	20.00	19.00	16.00	14.50	
			136	5680	20.00	19.50	20.00	19.50	20.00	19.50	17.00	15.50	20.00	19.00	16.00	14.50	
			140	5700	18.50	18.50	18.50	18.50	18.50	18.50	17.00	15.50	18.50	18.50	16.00	14.50	
			144	5720	20.00	19.50	20.00	19.50	20.00	19.50	17.00	15.50	20.00	19.00	16.00	14.50	
	802.11n/ac 40 MHz	102	5510	16.50	16.50	16.50	16.50	16.50	16.50	16.50	15.50	16.50	16.50	16.00	14.50		
		110	5550	20.50	19.50	20.50	19.50	20.50	19.50	17.00	15.50	20.50	19.00	16.00	14.50		
		118	5590	20.50	19.50	20.50	19.50	20.50	19.50	17.00	15.50	20.50	19.00	16.00	14.50		
		126	5630	20.50	19.50	20.50	19.50	20.50	19.50	17.00	15.50	20.50	19.00	16.00	14.50		
		134	5670	20.50	19.50	20.50	19.50	20.50	19.50	17.00	15.50	20.50	19.00	16.00	14.50		
		142	5710	20.50	19.50	20.50	19.50	20.50	19.50	17.00	15.50	20.50	19.00	16.00	14.50		
	802.11ac 80 MHz	106	5530	16.00	16.00	16.00	16.00	16.00	16.00	16.00	15.50	16.00	16.00	16.00	14.50		
		122	5610	20.50	19.50	20.50	19.50	20.50	19.50	17.00	15.50	20.50	19.00	16.00	14.50		
	802.11ac 160 MHz	138	5690	20.50	19.50	20.50	19.50	20.50	19.50	17.00	15.50	20.50	19.00	16.00	14.50		
	114	5570	16.50	16.50	16.50	16.50	16.50	16.50	16.50	16.50	15.50	16.50	16.50	16.00	14.50		
	ANTS	U-NII-3 5.8 GHz (SISO)	802.11a 20 MHz	149	5745	20.50	20.25	20.50	20.25	20.50	20.25	17.00	16.25	20.50	19.75	16.00	15.25
				153	5765	20.50	20.25	20.50	20.25	20.50	20.25	17.00	16.25	20.50	19.75	16.00	15.25
157				5785	20.50	20.25	20.50	20.25	20.50	20.25	17.00	16.25	20.50	19.75	16.00	15.25	
161				5805	20.50	20.25	20.50	20.25	20.50	20.25	17.00	16.25	20.50	19.75	16.00	15.25	
165				5825	20.50	20.25	20.50	20.25	20.50	20.25	17.00	16.25	20.50	19.75	16.00	15.25	
151				5755	20.50	20.25	20.50	20.25	20.50	20.25	17.00	16.25	20.50	19.75	16.00	15.25	
802.11n/ac 40 MHz			159	5795	20.50	20.25	20.50	20.25	20.50	20.25	17.00	16.25	20.50	19.75	16.00	15.25	
			155	5775	20.50	20.25	20.50	20.25	20.50	20.25	17.00	16.25	20.50	19.75	16.00	15.25	
802.11ac 80 MHz			155	5775	20.50	20.25	20.50	20.25	20.50	20.25	17.00	16.25	20.50	19.75	16.00	15.25	

**Note(s):**

Power State 2 and 3 maximum output power same as Power State 1

Antenna	Mode	Bandwidth	Channel	Frequency	Maximum Output Power (dBm)													
					Power State 1		Power State 2		Power State 3		Power State 4		Power State 5		Power State 6			
					Mode A	Mode B	Mode A	Mode B	Mode A	Mode B	Mode A	Mode B	Mode A	Mode B	Mode A	Mode B		
ANT6	U-NI-1 5.2 GHz (SISO)	802.11a 20 MHz	36	5180	19.00	13.75	19.00	13.75	19.00	13.75	19.00	9.75	19.00	13.25	19.00	8.75		
			40	5200	20.00	13.75	20.00	13.75	20.00	13.75	20.00	9.75	20.00	13.25	20.00	8.75		
			44	5220	20.00	13.75	20.00	13.75	20.00	13.75	20.00	9.75	20.00	13.25	20.00	8.75		
			48	5240	20.00	13.75	20.00	13.75	20.00	13.75	20.00	9.75	20.00	13.25	20.00	8.75		
		802.11n/ac 40 MHz	38	5190	17.50	13.75	17.50	13.75	17.50	13.75	17.50	9.75	17.50	13.25	17.50	8.75		
			46	5230	20.50	13.75	20.50	13.75	20.50	13.75	20.50	9.75	20.50	13.25	20.50	8.75		
			802.11ac 80 MHz	42	5210	17.50	13.75	17.50	13.75	17.50	13.75	17.50	9.75	17.50	13.25	17.50	8.75	
				52	5260	20.00	13.50	20.00	13.50	20.00	13.50	20.00	9.50	20.00	13.00	20.00	8.50	
	U-NI-2A 5.3 GHz (SISO)	802.11a 20 MHz	56	5280	20.00	13.50	20.00	13.50	20.00	13.50	20.00	9.50	20.00	13.00	20.00	8.50		
			60	5300	20.00	13.50	20.00	13.50	20.00	13.50	20.00	9.50	20.00	13.00	20.00	8.50		
			64	5320	19.00	13.50	19.00	13.50	19.00	13.50	19.00	9.50	19.00	13.00	19.00	8.50		
			802.11n/ac 40 MHz	54	5270	20.50	13.50	20.50	13.50	20.50	13.50	20.50	9.50	20.50	13.00	20.50	8.50	
		802.11ac 80 MHz	62	5310	17.50	13.50	17.50	13.50	17.50	13.50	17.50	9.50	17.50	13.00	17.50	8.50		
			58	5290	16.00	13.50	16.00	13.50	16.00	13.50	16.00	9.50	16.00	13.00	16.00	8.50		
		802.11ac 160 MHz	50	5250	16.50	13.50	16.50	13.50	16.50	13.50	16.50	9.50	16.50	13.00	16.50	8.50		
			ANT6	U-NI-2C 5.5 GHz (SISO)	802.11a 20 MHz	100	5500	18.75	13.50	18.75	13.50	18.75	13.50	18.75	9.50	18.75	13.00	18.75
		104				5520	20.00	13.50	20.00	13.50	20.00	13.50	20.00	9.50	20.00	13.00	20.00	8.50
		108				5540	20.00	13.50	20.00	13.50	20.00	13.50	20.00	9.50	20.00	13.00	20.00	8.50
	112	5560				20.00	13.50	20.00	13.50	20.00	13.50	20.00	9.50	20.00	13.00	20.00	8.50	
	116	5580				20.00	13.50	20.00	13.50	20.00	13.50	20.00	9.50	20.00	13.00	20.00	8.50	
120	5600	20.00				13.50	20.00	13.50	20.00	13.50	20.00	9.50	20.00	13.00	20.00	8.50		
124	5620	20.00				13.50	20.00	13.50	20.00	13.50	20.00	9.50	20.00	13.00	20.00	8.50		
128	5640	20.00				13.50	20.00	13.50	20.00	13.50	20.00	9.50	20.00	13.00	20.00	8.50		
132	5660	20.00				13.50	20.00	13.50	20.00	13.50	20.00	9.50	20.00	13.00	20.00	8.50		
136	5680	20.00				13.50	20.00	13.50	20.00	13.50	20.00	9.50	20.00	13.00	20.00	8.50		
140	5700	18.50				13.50	18.50	13.50	18.50	13.50	18.50	9.50	18.50	13.00	18.50	8.50		
144	5720	20.00				13.50	20.00	13.50	20.00	13.50	20.00	9.50	20.00	13.00	20.00	8.50		
802.11n/ac 40 MHz	102	5510				16.50	13.50	16.50	13.50	16.50	13.50	16.50	9.50	16.50	13.00	16.50	8.50	
	110	5550				20.50	13.50	20.50	13.50	20.50	13.50	20.50	9.50	20.50	13.00	20.50	8.50	
	118	5590		20.50	13.50	20.50	13.50	20.50	13.50	20.50	9.50	20.50	13.00	20.50	8.50			
	126	5630		20.50	13.50	20.50	13.50	20.50	13.50	20.50	9.50	20.50	13.00	20.50	8.50			
	134	5670		20.50	13.50	20.50	13.50	20.50	13.50	20.50	9.50	20.50	13.00	20.50	8.50			
	142	5710		20.50	13.50	20.50	13.50	20.50	13.50	20.50	9.50	20.50	13.00	20.50	8.50			
802.11ac 80 MHz	106	5530		16.00	13.50	16.00	13.50	16.00	13.50	16.00	9.50	16.00	13.00	16.00	8.50			
	122	5610		20.50	13.50	20.50	13.50	20.50	13.50	20.50	9.50	20.50	13.00	20.50	8.50			
802.11ac 160 MHz	138	5690	20.50	13.50	20.50	13.50	20.50	13.50	20.50	9.50	20.50	13.00	20.50	8.50				
	114	5570	16.50	13.50	16.50	13.50	16.50	13.50	16.50	9.50	16.50	13.00	16.50	8.50				
ANT6	U-NI-3 5.8 GHz (SISO)	802.11a 20 MHz	149	5745	20.50	14.25	20.50	14.25	20.50	14.25	18.00	10.25	20.50	13.75	17.00	9.25		
			153	5765	20.50	14.25	20.50	14.25	20.50	14.25	18.00	10.25	20.50	13.75	17.00	9.25		
			157	5785	20.50	14.25	20.50	14.25	20.50	14.25	18.00	10.25	20.50	13.75	17.00	9.25		
			161	5805	20.50	14.25	20.50	14.25	20.50	14.25	18.00	10.25	20.50	13.75	17.00	9.25		
			165	5825	20.50	14.25	20.50	14.25	20.50	14.25	18.00	10.25	20.50	13.75	17.00	9.25		
			802.11n/ac 40 MHz	151	5755	20.50	14.25	20.50	14.25	20.50	14.25	18.00	10.25	20.50	13.75	17.00	9.25	
				159	5795	20.50	14.25	20.50	14.25	20.50	14.25	18.00	10.25	20.50	13.75	17.00	9.25	
				802.11ac 80 MHz	155	5775	20.50	14.25	20.50	14.25	20.50	14.25	18.00	10.25	20.50	13.75	17.00	9.25
		155			5775	20.50	14.25	20.50	14.25	20.50	14.25	18.00	10.25	20.50	13.75	17.00	9.25	

**Note(s):**

Power State 2 and 3 maximum output power same as Power State 1

**Wi-Fi 5 GHz Measured Results**

The maximum output power specified for production units are determined for all applicable 802.11 transmission modes in each standalone and aggregated frequency band. Maximum output power is measured for the highest maximum output power configuration(s) in each frequency band according to the default power measurement procedures.

When the same transmission mode configurations have the same maximum output power on the same channel for the 802.11 a/g/n/ac modes, the channel in the lower order/sequence 802.11 mode (i.e. a, g, n then ac) is selected.

SAR Test reduction was applied from KDB 248227 guidance, Sec. 2.1, b), 1) when the same maximum output power is specified for multiple transmission modes in a frequency band, the largest channel bandwidth, lowest order modulation, lowest data rate and lowest order 802.11a/g/n/ac mode is used for SAR measurement, on the highest measured output power channel in the initial test configuration, for each frequency band. Additional output power measurements were not deemed necessary.

Power Mode	Antenna	Power Mode A						Power Mode B					
		Band	Mode	Ch #	Freq. (MHz)	Meas Pwr (dBm)	Max Output Pwr (dBm)	Band	Mode	Ch #	Freq. (MHz)	Meas Pwr (dBm)	Max Output Pwr (dBm)
Power State 1 & Power State 2 & Power State 3	ANT5	U-NI-2A	802.11n HT40	54	5270	19.90	20.50	U-NI-1	802.11n HT40	38	5190	16.90	17.50
				62	5310	16.70	17.50			46	5230	19.84	20.50
		U-NI-2C	802.11ac VHT80	106	5530	14.91	16.00	U-NI-2C	802.11ac VHT80	106	5530	14.91	16.00
				122	5610	20.00	20.50			122	5610	18.35	19.50
		U-NI-3	802.11ac VHT80	138	5690	19.80	20.50	U-NI-3	802.11ac VHT80	138	5690	18.32	19.50
				155	5775	19.80	20.50			155	5775	19.10	20.25
	ANT6	U-NI-2A	802.11n HT40	54	5270	19.20	20.50	U-NI-1	802.11ac VHT80	42	5210	13.10	13.75
				62	5310	16.20	17.50			U-NI-2C	802.11ac VHT160	114	5570
		106	5530	14.80	16.00								
		122	5610	19.30	20.50								
		138	5690	19.40	20.50								
		U-NI-3	802.11ac VHT80	155	5775	19.20	20.50	U-NI-3	802.11ac VHT80	155	5775	13.30	14.25
Power State 4	ANT5	U-NI-1	802.11n HT40	38	5190	16.44	17.50	U-NI-1	802.11ac VHT80	42	5210	15.50	16.50
				46	5230	17.25	18.25			U-NI-2C	802.11ac VHT160	114	5570
		106	5530	14.87	16.00								
		122	5610	15.95	17.00								
		138	5690	15.93	17.00								
		U-NI-3	802.11ac VHT80	155	5775	15.95	17.00	U-NI-3	802.11ac VHT80	155	5775	14.75	16.25
	ANT6	U-NI-2A	802.11n HT40	54	5270	19.20	20.50	U-NI-1	802.11ac VHT80	42	5210	8.50	9.75
				62	5310	16.20	17.50			U-NI-2C	802.11ac VHT160	114	5570
		106	5530	14.80	16.00								
		122	5610	19.30	20.50								
		138	5690	19.40	20.50								
		U-NI-3	802.11ac VHT80	155	5775	16.90	18.00	U-NI-3	802.11ac VHT80	155	5775	9.23	10.25
Power State 5	ANT5	U-NI-2A	802.11n HT40	54	5270	19.90	20.50	U-NI-1	802.11n HT40	38	5190	16.90	17.50
				62	5310	16.70	17.50			U-NI-2C	802.11ac VHT80	106	5530
		106	5530	14.91	16.00	U-NI-2C	802.11ac VHT80	122	5610			18.35	19.00
		122	5610	20.00	20.50			U-NI-3	802.11ac VHT80	138	5690	18.32	19.00
		138	5690	19.80	20.50	155	5775			19.10	19.75		
		ANT6	U-NI-2A	802.11n HT40	54	5270	19.20	20.50	U-NI-1	802.11ac VHT80	42	5210	13.10
	62				5310	16.20	17.50	U-NI-2C			802.11ac VHT160	114	5570
	106		5530	14.80	16.00								
	122		5610	19.30	20.50								
	138		5690	19.40	20.50								
	U-NI-3		802.11ac VHT80	155	5775	19.20	20.50	U-NI-3	802.11ac VHT80	155	5775	13.30	13.75
	Power State 6	ANT5	U-NI-1	802.11ac VHT80	42	5210	16.30	17.25	U-NI-1	802.11ac VHT80	42	5210	15.50
U-NI-2C			802.11ac VHT160	114	5570	14.49	16.00	U-NI-2C	802.11ac VHT160	114	5570	14.49	14.50
U-NI-3			802.11ac VHT80	155	5775	15.95	16.00	U-NI-3	802.11ac VHT80	155	5775	14.75	15.25
ANT6		U-NI-2A	802.11n HT40	54	5270	19.20	20.50	U-NI-1	802.11ac VHT80	42	5210	8.50	8.75
				62	5310	16.20	17.50			U-NI-2C	802.11ac VHT160	114	5570
		106	5530	14.80	16.00								
		122	5610	19.30	20.50								
		138	5690	19.40	20.50								
		U-NI-3	802.11ac VHT80	155	5775	16.90	17.00	U-NI-3	802.11ac VHT80	155	5775	9.23	9.25

## 9.9. Wi-Fi 6GHz (U-NII 5-8 Bands)

When multiple channel bandwidth configurations in a frequency band have the same specified maximum output power, the initial test configuration is determined by applying the following steps sequentially.

- 1) The largest channel bandwidth configuration is selected among the multiple configurations in a frequency band with the same specified maximum output power.
- 2) If multiple configurations have the same specified maximum output power and largest channel bandwidth, the lowest order modulation among the largest channel bandwidth configurations is selected.
- 3) If multiple configurations have the same specified maximum output power, largest channel bandwidth and lowest order modulation, the lowest data rate configuration among these configurations is selected.
- 4) When multiple transmission modes (802.11a/ax/be) have the same specified maximum output power, largest channel bandwidth, lowest order modulation and lowest data rate, the lowest order 802.11 mode is selected.

The maximum output power specified for production units are determined for all applicable 802.11 transmission modes in each standalone and aggregated frequency band. Maximum output power is measured for the highest maximum output power configuration(s) in each frequency band according to the default power measurement procedures.

### Wi-Fi 6GHz Test channels were determined in one of two ways:

- Wi-Fi 6GHz was Aggregated due to the same transmission mode being selected for SAR testing. 5 total test channels from across all U-NII 5/6/7/8 were selected.
- Wi-Fi 6GHz was Split due to different transmission modes being selected for SAR testing. A minimum of 3 test channels were selected for each individual U-NII Band.

### Maximum Output Power for Wi-Fi 6GHz

The table below is the maximum output power for this device. The highlighted values indicate what the overall worst case transmission mode will be required for SAR testing per channel. In the Wi-Fi 6GHz (Power State) table, the highlighted worst case Low/Mid/High channels are selected for Mode A and Mode B.



Standard Power (Indoor/Outdoor)

Table with columns: Bandwidth, Band, Channel, Frequency (MHz), and Maximum Output Power (dBm) for SISO configurations. Includes rows for 20 MHz, 40 MHz, 80 MHz, and 160 MHz bands.

Table with columns: Bandwidth, Band, Channel, Frequency (MHz), and Maximum Output Power (dBm) for MIMO configurations. Includes rows for 20 MHz, 40 MHz, 80 MHz, and 160 MHz bands.

Low Power (Indoor)

Bandwidth	Band	Channel	Frequency (MHz)	Maximum Output Power (dBm)														
				LPI for ANT6														
				SISO														
a (SISO) Low Rate	a (SISO) Mid Rate	a (SISO) High Rate	11ax/11be HE40 (SISO) Low Rate	11ax/11be HE40 (SISO) Mid Rate	11ax/11be HE40 (SISO) High Rate	11ax/11be HE40 RL#4 (SISO)	11ax/11be HE40 RL#6 (SISO)	11ax/11be HE40 RL#2 (SISO)	11ax/11be HE40 RL#25 (SISO)	11ax/11be HE40 RL#26 (SISO)	11be HE40 MRU#6_25 (SISO)							
20 MHz	U-NB-5	2	5935	NS	NS	NS	NS	NS	NS	NS	NS	NS	NS	NS	NS	NS	NS	
		1	5955	8.25	8.25	8.25	8.25	8.25	8.25	8.25	8.25	8.25	2.00	-0.75	6.00	4.00		
		5	5975	8.25	8.25	8.25	8.25	8.25	8.25	8.25	8.25	8.25	2.00	-0.75	6.00	4.00		
		9-29	5995-6095	8.25	8.25	8.25	8.25	8.25	8.25	8.25	8.25	8.25	2.00	-0.75	6.00	4.00		
		33-61	6115-6205	9.00	9.00	9.00	9.00	9.00	9.00	9.00	9.00	9.00	2.75	0.00	6.75	4.75		
		65-85	6275-6375	8.50	8.50	8.50	8.50	8.50	8.50	8.50	8.50	8.50	2.25	-0.50	6.25	4.25		
		89	6395	8.50	8.50	8.50	8.50	8.50	8.50	8.50	8.50	8.50	2.25	-0.50	6.25	4.25		
	U-NB-6	93	6415	8.25	8.25	8.25	8.25	8.25	8.25	8.25	8.25	8.25	2.00	-0.75	6.00	4.00		
		97-113	6435-6515	9.00	9.00	9.00	9.00	9.00	9.00	9.00	9.00	9.00	2.75	0.00	6.75	4.75		
		U-NB-7	117-181	6535-6855	9.75	9.75	9.75	9.75	9.75	9.75	9.75	9.75	3.50	0.75	7.50	5.50		
		U-NB-8	185	6875	9.75	9.75	9.75	9.75	9.75	9.75	9.75	9.75	9.75	3.50	0.75	7.50	5.50	
			189-225	6895-7075	10.25	10.25	10.25	10.25	10.25	10.25	10.25	10.25	7.25	4.00	1.25	8.00	6.00	
			229	7095	10.25	10.25	10.25	10.25	10.25	10.25	10.25	10.25	7.25	4.00	1.25	8.00	6.00	
			233	7115	-5.50	-5.50	-5.50	-5.50	-5.50	-5.50	-5.50	Disabled	Disabled	Disabled	Disabled	Disabled	Disabled	
40 MHz	U-NB-5	3	5965	11.25	11.25	11.25	11.25	5.25	2.00	-0.75	6.00	4.00						
		11	6005	11.25	11.25	11.25	11.25	5.25	2.00	-0.75	6.00	4.00						
		15-27	6045-6085	11.25	11.25	11.25	11.25	5.25	2.00	-0.75	6.00	4.00						
		35-59	6125-6245	12.00	12.00	12.00	12.00	6.00	2.75	0.00	6.75	4.75						
		67-75	6285-6325	11.50	11.50	11.50	11.50	5.50	2.25	-0.50	6.25	4.25						
		83	6365	11.50	11.50	11.50	11.50	5.50	2.25	-0.50	6.25	4.25						
		91	6405	11.50	11.50	11.50	11.50	5.50	2.25	-0.50	6.25	4.25						
	U-NB-6	99-107	6445-6485	12.00	12.00	12.00	12.00	6.00	2.75	0.00	6.75	4.75						
		115	6525	12.00	12.00	12.00	12.00	6.00	2.75	0.00	6.75	4.75						
		U-NB-7	123-179	6565-6845	12.75	12.75	12.75	12.75	6.75	3.50	0.75	7.50	5.50					
		U-NB-8	187	6885	12.75	12.75	12.75	12.75	6.75	3.50	0.75	7.50	5.50					
			195-219	6925-7045	13.25	13.25	13.25	13.25	7.25	4.00	1.25	8.00	6.00					
			227	7065	13.25	13.25	13.25	13.25	7.25	4.00	1.25	8.00	6.00					
		80 MHz	U-NB-5	7	5985	14.25	14.25	14.25	14.25	5.25	2.00	-0.75	13.00	6.00	4.00			
23	6065			14.25	14.25	14.25	14.25	5.25	2.00	-0.75	13.00	6.00	4.00					
39-55	6145-6225			15.00	15.00	15.00	15.00	6.00	2.75	0.00	13.75	6.75	4.75					
71	6305			14.50	14.50	14.50	14.50	5.50	2.25	-0.50	13.25	6.25	4.25					
87	6385			14.50	14.50	14.50	14.50	5.50	2.25	-0.50	13.25	6.25	4.25					
103	6465			15.00	15.00	15.00	15.00	6.00	2.75	0.00	13.75	6.75	4.75					
119	6545			15.00	15.00	15.00	15.00	6.00	2.75	0.00	13.75	6.75	4.75					
U-NB-6	135-167		6625-6785	15.75	15.75	15.75	15.75	6.75	3.50	0.75	14.50	7.50	5.50					
	183		6865	16.25	16.25	16.25	16.25	7.25	4.00	1.25	15.25	8.25	6.25					
	199		6945	16.25	16.25	16.25	16.25	7.25	4.00	1.25	15.25	8.25	6.25					
	215		7025	16.25	16.25	16.25	16.25	7.25	4.00	1.25	15.25	8.25	6.25					
	160 MHz		U-NB-5	15	6025	15.50	15.50	15.50	15.50	4.25	1.00	-1.75	15.00	14.50	12.00	5.00	3.00	
				47	6185	17.50	17.50	17.50	17.50	6.25	3.00	0.25	17.00	16.50	14.00	7.00	5.00	
				79	6345	16.50	16.50	16.50	16.50	5.25	2.00	-0.75	16.00	15.50	13.00	6.00	4.00	
U-NB-6		111		6505	17.25	17.25	17.25	17.25	6.00	2.75	0.00	16.75	16.25	13.75	6.75	4.75		
U-NB-7		143		6665	18.00	18.00	18.00	18.00	6.25	3.00	0.00	17.50	17.00	14.50	7.00	4.75		
175		6825		18.00	18.00	18.00	18.00	6.25	3.00	0.00	17.50	17.00	14.50	7.00	4.75			
207		6985		18.50	18.50	18.50	18.50	6.25	3.00	0.00	18.00	17.50	15.00	7.00	4.75			
20 MHz		U-NB-5	2	5935	NS	NS	NS	NS	NS	NS	NS	NS	NS	NS	NS	NS	NS	NS
			1	5955	7.25	7.25	7.25	7.25	7.25	7.25	7.25	7.25	4.25	1.00	-1.75	5.00	3.00	
			5	5975	7.25	7.25	7.25	7.25	7.25	7.25	7.25	7.25	4.25	1.00	-1.75	5.00	3.00	
			9-29	5995-6095	7.25	7.25	7.25	7.25	7.25	7.25	7.25	7.25	4.25	1.00	-1.75	5.00	3.00	
			33-61	6115-6205	8.25	8.25	8.25	8.25	8.25	8.25	8.25	8.25	5.25	2.00	-0.75	6.00	4.00	
			65-85	6275-6375	8.25	8.25	8.25	8.25	8.25	8.25	8.25	8.25	5.25	2.00	-0.75	6.00	4.00	
			89	6395	8.25	8.25	8.25	8.25	8.25	8.25	8.25	8.25	5.25	2.00	-0.75	6.00	4.00	
	U-NB-6	93	6415	8.25	8.25	8.25	8.25	8.25	8.25	8.25	8.25	5.25	2.00	-0.75	6.00	4.00		
		97-113	6435-6515	9.00	9.00	9.00	9.00	9.00	9.00	9.00	9.00	6.00	2.75	0.00	6.75	4.75		
		U-NB-7	117-181	6535-6855	9.25	9.25	9.25	9.25	9.25	9.25	9.25	9.25	3.00	0.25	7.00	5.00		
		U-NB-8	185	6875	9.25	9.25	9.25	9.25	9.25	9.25	9.25	9.25	3.00	0.25	7.00	5.00		
			189-225	6895-7075	10.75	10.75	10.75	10.75	10.75	10.75	10.75	10.75	7.75	4.50	1.75	8.50	6.50	
			229	7095	10.75	10.75	10.75	10.75	10.75	10.75	10.75	10.75	7.75	4.50	1.75	8.50	6.50	
			233	7115	-5.50	-5.50	-5.50	-5.50	-5.50	-5.50	-5.50	Disabled	Disabled	Disabled	Disabled	Disabled	Disabled	
40 MHz	U-NB-5	3	5965	10.25	10.25	10.25	10.25	4.25	1.00	-1.75	5.00	3.00						
		11	6005	10.25	10.25	10.25	10.25	4.25	1.00	-1.75	5.00	3.00						
		15-27	6045-6085	10.25	10.25	10.25	10.25	4.25	1.00	-1.75	5.00	3.00						
		35-59	6125-6245	12.25	12.25	12.25	12.25	6.25	3.00	0.25	7.00	5.00						
		67-75	6285-6325	11.25	11.25	11.25	11.25	5.25	2.00	-0.75	6.00	4.00						
		83	6365	11.25	11.25	11.25	11.25	5.25	2.00	-0.75	6.00	4.00						
		91	6405	11.25	11.25	11.25	11.25	5.25	2.00	-0.75	6.00	4.00						
	U-NB-6	99-107	6445-6485	12.00	12.00	12.00	12.00	6.00	2.75	0.00	6.75	4.75						
		115	6525	12.00	12.00	12.00	12.00	6.00	2.75	0.00	6.75	4.75						
		U-NB-7	123-179	6565-6845	12.25	12.25	12.25	12.25	6.25	3.00	0.25	7.00	5.00					
		U-NB-8	187	6885	12.25	12.25	12.25	12.25	6.25	3.00	0.25	7.00	5.00					
			195-219	6925-7045	13.75	13.75	13.75	13.75	7.75	4.50	1.75	8.50	6.50					
			227	7065	13.75	13.75	13.75	13.75	7.75	4.50	1.75	8.50	6.50					
		80 MHz	U-NB-5	7	5985	13.25	13.25	13.25	13.25	4.25	1.00	-1.75	12.00	6.00	4.00			
23	6065			13.25	13.25	13.25	13.25	4.25	1.00	-1.75	12.00	6.00	4.00					
39-55	6145-6225			15.25	15.25	15.25	15.25	6.25	3.00	0.25	14.00	7.00	5.00					
71	6305			14.25	14.25	14.25	14.25	5.25	2.00	-0.75	13.00</							



**Very Low Power (Indoor/Outdoor)**

Bandwidth	Band	Channel	Frequency (MHz)	Maximum Output Power (dBm)														
				VLP for ANT5														
				SISO														
				a (SISO) Low Rate	a (SISO) Mid Rate	a (SISO) High Rate	11ax/11be HE20 (SISO) Low Rate	11ax/11be HE20 (SISO) Mid Rate	11ax/11be HE20 (SISO) High Rate	11ax/11be HE20 RU242 (SISO)	11ax/11be HE20 RU106 (SISO)	11ax/11be HE20 RU52 (SISO)	11ax/11be HE20 RU26 (SISO)	11be HE20 MRU106_26 (SISO)	11be HE20 MRU52_26 (SISO)			
20 MHz	U-NI-5	2	5935	NS	NS	NS	NS	NS	NS	NS	NS	NS	NS	NS	NS	NS		
		1	5955	NS	NS	NS	NS	NS	NS	NS	NS	NS	NS	NS	NS	NS		
		5	5975	NS	NS	NS	NS	NS	NS	NS	NS	NS	NS	NS	NS	NS	NS	
		9-29	5995-6095	NS	NS	NS	NS	NS	NS	NS	NS	NS	NS	NS	NS	NS	NS	
		33-61	6115-6255	5.00	5.00	5.00	5.00	5.00	5.00	5.00	5.00	2.00	-1.25	Disabled	2.75	0.75		
		65-85	6275-6375	4.50	4.50	4.50	4.50	4.50	4.50	4.50	4.50	1.50	-1.75	Disabled	2.25	0.25		
		89	6395	4.50	4.50	4.50	4.50	4.50	4.50	4.50	4.50	1.50	-1.75	Disabled	2.25	0.25		
		93	6415	4.50	4.50	4.50	4.50	4.50	4.50	4.50	4.50	1.50	-1.75	Disabled	2.25	0.25		
U-NI-7	117-181	6535-6855	5.75	5.75	5.75	5.75	5.75	5.75	5.75	2.75	-0.50	Disabled	3.50	1.50				
40 MHz	U-NI-5	3	5965	NS	NS	NS	NS	NS	NS	NS	NS	NS	NS	NS	NS	NS		
		11	6005	NS	NS	NS	NS	NS	NS	NS	NS	NS	NS	NS	NS	NS		
		19-27	6045-6085	NS	NS	NS	NS	NS	NS	NS	NS	NS	NS	NS	NS	NS		
		35-59	6125-6245	8.00	8.00	8.00	8.00	2.00	-1.25	Disabled	2.75	0.75						
		67-75	6285-6325	7.50	7.50	7.50	7.50	1.50	-1.75	Disabled	2.25	0.25						
		83	6365	7.50	7.50	7.50	7.50	1.50	-1.75	Disabled	2.25	0.25						
		91	6405	7.50	7.50	7.50	7.50	1.50	-1.75	Disabled	2.25	0.25						
		U-NI-7	123-179	6565-6845	8.75	8.75	8.75	8.75	2.75	-0.50	Disabled	3.50	1.50					
80 MHz	U-NI-5	7	5985	NS	NS	NS	NS	NS	NS	NS	NS	NS	NS	NS	NS	NS		
		23	6065	NS	NS	NS	NS	NS	NS	NS	NS	NS	NS	NS	NS	NS		
		39-55	6145-6225	11.00	11.00	11.00	11.00	2.00	-1.25	Disabled	9.75	2.75	0.75					
		71	6305	10.50	10.50	10.50	10.50	1.50	-1.75	Disabled	9.25	2.25	0.25					
		87	6385	10.50	10.50	10.50	10.50	1.50	-1.75	Disabled	9.25	2.25	0.25					
		U-NI-7	135-167	6625-6785	11.75	11.75	11.75	11.75	2.75	-0.50	Disabled	10.50	3.50	1.50				
		160 MHz	U-NI-5	15	6025	NS	NS	NS	NS	NS	NS	NS	NS	NS	NS	NS	NS	NS
				47	6185	13.25	13.25	13.25	13.25	2.00	-1.25	Disabled	12.75	12.25	9.75	2.75	0.75	
79	6345			12.75	12.75	12.75	12.75	1.50	-1.75	Disabled	12.25	11.75	9.25	2.25	0.25			
U-NI-7	143			6665	14.00	14.00	14.00	14.00	2.75	-0.50	Disabled	13.50	13.00	10.50	3.50	1.50		

Bandwidth	Band	Channel	Frequency (MHz)	Maximum Output Power (dBm)														
				VLP for ANT6														
				SISO														
				a (SISO) Low Rate	a (SISO) Mid Rate	a (SISO) High Rate	11ax/11be HE20 (SISO) Low Rate	11ax/11be HE20 (SISO) Mid Rate	11ax/11be HE20 (SISO) High Rate	11ax/11be HE20 RU242 (SISO)	11ax/11be HE20 RU106 (SISO)	11ax/11be HE20 RU52 (SISO)	11ax/11be HE20 RU26 (SISO)	11be HE20 MRU106_26 (SISO)	11be HE20 MRU52_26 (SISO)			
20 MHz	U-NI-5	2	5935	NS	NS	NS	NS	NS	NS	NS	NS	NS	NS	NS	NS	NS		
		1	5955	NS	NS	NS	NS	NS	NS	NS	NS	NS	NS	NS	NS	NS		
		5	5975	NS	NS	NS	NS	NS	NS	NS	NS	NS	NS	NS	NS	NS		
		9-29	5995-6095	NS	NS	NS	NS	NS	NS	NS	NS	NS	NS	NS	NS	NS		
		33-61	6115-6255	5.25	5.25	5.25	5.25	5.25	5.25	5.25	5.25	2.25	-1.00	Disabled	3.00	1.00		
		65-85	6275-6375	4.25	4.25	4.25	4.25	4.25	4.25	4.25	4.25	1.25	-2.00	Disabled	2.00	0.00		
		89	6395	4.25	4.25	4.25	4.25	4.25	4.25	4.25	4.25	1.25	-2.00	Disabled	2.00	0.00		
		93	6415	4.25	4.25	4.25	4.25	4.25	4.25	4.25	4.25	1.25	-2.00	Disabled	2.00	0.00		
U-NI-7	117-181	6535-6855	5.25	5.25	5.25	5.25	5.25	5.25	5.25	2.25	-1.00	Disabled	3.00	1.00				
40 MHz	U-NI-5	3	5965	NS	NS	NS	NS	NS	NS	NS	NS	NS	NS	NS	NS	NS		
		11	6005	NS	NS	NS	NS	NS	NS	NS	NS	NS	NS	NS	NS	NS		
		19-27	6045-6085	NS	NS	NS	NS	NS	NS	NS	NS	NS	NS	NS	NS	NS		
		35-59	6125-6245	8.25	8.25	8.25	8.25	2.25	-1.00	Disabled	3.00	1.00						
		67-75	6285-6325	7.25	7.25	7.25	7.25	1.25	-2.00	Disabled	2.00	0.00						
		83	6365	7.25	7.25	7.25	7.25	1.25	-2.00	Disabled	2.00	0.00						
		91	6405	7.25	7.25	7.25	7.25	1.25	-2.00	Disabled	2.00	0.00						
		U-NI-7	123-179	6565-6845	8.25	8.25	8.25	8.25	2.25	-1.00	Disabled	3.00	1.00					
80 MHz	U-NI-5	7	5985	NS	NS	NS	NS	NS	NS	NS	NS	NS	NS	NS	NS	NS		
		23	6065	NS	NS	NS	NS	NS	NS	NS	NS	NS	NS	NS	NS	NS		
		39-55	6145-6225	11.25	11.25	11.25	11.25	2.25	-1.00	Disabled	10.00	3.00	1.00					
		71	6305	10.25	10.25	10.25	10.25	1.25	-2.00	Disabled	9.00	2.00	0.00					
		87	6385	10.25	10.25	10.25	10.25	1.25	-2.00	Disabled	9.00	2.00	0.00					
		U-NI-7	135-167	6625-6785	11.25	11.25	11.25	11.25	2.25	-1.00	Disabled	10.00	3.00	1.00				
		160 MHz	U-NI-5	15	6025	NS	NS	NS	NS	NS	NS	NS	NS	NS	NS	NS	NS	NS
				47	6185	13.50	13.50	13.50	13.50	2.25	-1.00	Disabled	13.00	12.50	10.00	3.00	1.00	
79	6345			12.50	12.50	12.50	12.50	1.25	-2.00	Disabled	12.00	11.50	9.00	2.00	0.00			
U-NI-7	143			6665	13.50	13.50	13.50	13.50	2.25	-1.00	Disabled	13.00	12.50	10.00	3.00	1.00		



**Wi-Fi 6GHz (Power States)**

For Wi-Fi 6GHz bands, there are use 6 difference power states:

- Power state 1: 802.15.4ab-NB<sub>OFF</sub> | P<sub>mid</sub> | CELL<sub>OFF</sub>
- Power state 2: 802.15.4ab-NB<sub>ON</sub> | P<sub>mid</sub> | CELL<sub>OFF</sub>
- Power state 3: 802.15.4ab-NB<sub>OFF</sub> | P<sub>high</sub> | CELL<sub>OFF</sub>
- Power state 4: 802.15.4ab-NB<sub>OFF</sub> | P<sub>low</sub> | CELL<sub>ON</sub>
- Power state 5: 802.15.4ab-NB<sub>ON</sub> | P<sub>high</sub> | CELL<sub>OFF</sub>
- Power state 6: 802.15.4ab-NB<sub>ON</sub> | P<sub>low</sub> | CELL<sub>ON</sub>

Antenna	Mode	Bandwidth	Channel	Frequency	Maximum Output Power (dBm)												
					Power State 1		Power State 2		Power State 3		Power State 4		Power State 5		Power State 6		
					Mode A	Mode B	Mode A	Mode B	Mode A	Mode B	Mode A	Mode B	Mode A	Mode B	Mode A	Mode B	
ANT5	U-NII-5	802.11a 20 MHz	1	5955	15.00	15.00	15.00	15.00	15.00	15.00	13.00	13.00	14.50	14.50	12.00	12.00	
			5	5975	15.00	15.00	15.00	15.00	15.00	15.00	13.00	13.00	14.50	14.50	12.00	12.00	
			9	5995	15.00	15.00	15.00	15.00	15.00	15.00	13.00	13.00	14.50	14.50	12.00	12.00	
			13-29	6015-6095	15.00	15.00	15.00	15.00	15.00	15.00	13.00	13.00	14.50	14.50	12.00	12.00	
			33-61	6115-6255	14.50	14.50	14.50	14.50	14.50	14.50	12.50	12.50	14.00	14.00	11.50	11.50	
			65-85	6275-6375	13.75	13.75	13.75	13.75	13.75	13.75	11.75	11.75	13.25	13.25	10.75	10.75	
			89	6395	13.75	13.75	13.75	13.75	13.75	13.75	11.75	11.75	13.25	13.25	10.75	10.75	
		93	6415	13.75	13.75	13.75	13.75	13.75	13.75	11.75	11.75	13.25	13.25	10.75	10.75		
		802.11ax 40 MHz	3	5965	15.00	15.00	15.00	15.00	15.00	15.00	13.00	13.00	14.50	14.50	12.00	12.00	
			11	6005	15.00	15.00	15.00	15.00	15.00	15.00	13.00	13.00	14.50	14.50	12.00	12.00	
			19-27	6045-6085	15.00	15.00	15.00	15.00	15.00	15.00	13.00	13.00	14.50	14.50	12.00	12.00	
			35-59	6125-6245	14.50	14.50	14.50	14.50	14.50	14.50	12.50	12.50	14.00	14.00	11.50	11.50	
			67-75	6285-6325	13.75	13.75	13.75	13.75	13.75	13.75	11.75	11.75	13.25	13.25	10.75	10.75	
			83	6365	13.75	13.75	13.75	13.75	13.75	13.75	11.75	11.75	13.25	13.25	10.75	10.75	
		802.11ax 80 MHz	91	6405	13.75	13.75	13.75	13.75	13.75	13.75	11.75	11.75	13.25	13.25	10.75	10.75	
	7		5985	15.00	15.00	15.00	15.00	15.00	15.00	13.00	13.00	14.50	14.50	12.00	12.00		
	23		6065	15.00	15.00	15.00	15.00	15.00	15.00	13.00	13.00	14.50	14.50	12.00	12.00		
	39-55		6145-6225	14.50	14.50	14.50	14.50	14.50	14.50	12.50	12.50	14.00	14.00	11.50	11.50		
	802.11ax 160 MHz	71	6305	13.75	13.75	13.75	13.75	13.75	13.75	11.75	11.75	13.25	13.25	10.75	10.75		
		87	6385	13.75	13.75	13.75	13.75	13.75	13.75	11.75	11.75	13.25	13.25	10.75	10.75		
		15	6025	15.00	15.00	15.00	15.00	15.00	15.00	13.00	13.00	14.50	14.50	12.00	12.00		
		47	6185	14.50	14.50	14.50	14.50	14.50	14.50	12.50	12.50	14.00	14.00	11.50	11.50		
		79	6345	13.75	13.75	13.75	13.75	13.75	13.75	11.75	11.75	13.25	13.25	10.75	10.75		
		ANT5	U-NII-6	802.11a 20 MHz	97-109	6435-6495	9.00	9.00	9.00	9.00	9.00	9.00	9.00	9.00	9.00	9.00	9.00
	113				6515	9.00	9.00	9.00	9.00	9.00	9.00	9.00	9.00	9.00	9.00		
	802.11ax 40 MHz			99-107	6445-6485	12.00	12.00	12.00	12.00	12.00	12.00	12.00	12.00	12.00	11.25	11.25	
				115	6525	12.00	12.00	12.00	12.00	12.00	12.00	12.00	12.00	12.00	11.25	11.25	
	802.11ax 80 MHz			103	6465	14.25	14.25	14.25	14.25	14.25	14.25	12.25	12.25	13.75	13.75	11.25	11.25
	802.11ax 160 MHz	111	6505	14.25	14.25	14.25	14.25	14.25	14.25	12.25	12.25	13.75	13.75	11.25	11.25		
	ANT5	U-NII-7	802.11a 20 MHz	117-125	6535-6575	14.25	14.25	14.25	14.25	14.25	14.25	12.25	12.25	13.75	13.75	11.25	11.25
129-157				6595-6735	14.25	14.25	14.25	14.25	14.25	14.25	12.25	12.25	13.75	13.75	11.25	11.25	
161-181				6735-6855	14.00	14.00	14.00	14.00	14.00	14.00	12.00	12.00	13.50	13.50	11.00	11.00	
185				6875	9.75	9.75	9.75	9.75	9.75	9.75	9.75	9.75	9.75	9.75	9.75		
802.11ax 40 MHz			123	6565	14.25	14.25	14.25	14.25	14.25	14.25	12.25	12.25	13.75	13.75	11.25	11.25	
			131-155	6605-6725	14.25	14.25	14.25	14.25	14.25	14.25	12.25	12.25	13.75	13.75	11.25	11.25	
			163-179	6765-6845	14.25	14.25	14.25	14.25	14.25	14.25	12.25	12.25	13.75	13.75	11.25	11.25	
802.11ax 80 MHz			119	6545	14.25	14.25	14.25	14.25	14.25	14.25	12.25	12.25	13.75	13.75	11.25	11.25	
			135-151	6625-6705	14.25	14.25	14.25	14.25	14.25	14.25	12.25	12.25	13.75	13.75	11.25	11.25	
			167	6785	14.00	14.00	14.00	14.00	14.00	14.00	12.00	12.00	13.50	13.50	11.00	11.00	
802.11ax 160 MHz			183	6865	14.00	14.00	14.00	14.00	14.00	14.00	12.00	12.00	13.50	13.50	11.00	11.00	
			143	6665	14.25	14.25	14.25	14.25	14.25	14.25	12.25	12.25	13.75	13.75	11.25	11.25	
175			6825	14.00	14.00	14.00	14.00	14.00	14.00	12.00	12.00	13.50	13.50	11.00	11.00		
ANT5			U-NII-8	802.11a 20 MHz	189-225	6895-7075	10.25	10.25	10.25	10.25	10.25	10.25	10.25	10.25	10.25	10.25	10.25
					229	7095	10.25	10.25	10.25	10.25	10.25	10.25	10.25	10.25	10.25	10.25	
	233	7115			-5.50	-5.50	-5.50	-5.50	-5.50	-5.50	-5.50	-5.50	-5.50	-5.50			
	802.11ax 40 MHz	187		6885	12.75	12.75	12.75	12.75	12.75	12.75	12.00	12.00	12.75	12.75	11.00	11.00	
		195-203		6925-6965	13.25	13.25	13.25	13.25	13.25	13.25	12.75	12.75	13.25	13.25	11.75	11.75	
		211-219		7005-7045	13.25	13.25	13.25	13.25	13.25	13.25	12.75	12.75	13.25	13.25	11.75	11.75	
		227		7085	13.25	13.25	13.25	13.25	13.25	13.25	12.75	12.75	13.25	13.25	11.75	11.75	
	802.11ax 80 MHz	199		6945	14.75	14.75	14.75	14.75	14.75	14.75	12.75	12.75	14.25	14.25	11.75	11.75	
		215		7025	14.75	14.75	14.75	14.75	14.75	14.75	12.75	12.75	14.25	14.25	11.75	11.75	
	802.11ax 160 MHz	207		6985	14.75	14.75	14.75	14.75	14.75	14.75	12.75	12.75	14.25	14.25	11.75	11.75	

Note(s):

Power State 2 and 3 maximum output power same as Power State 1

Antenna	Mode	Bandwidth	Channel	Frequency	Maximum Output Power (dBm)											
					Power State 1		Power State 2		Power State 3		Power State 4		Power State 5		Power State 6	
					Mode A	Mode B	Mode A	Mode B	Mode A	Mode B	Mode A	Mode B	Mode A	Mode B	Mode A	Mode B
ANT6	U-NI-5	802.11a 20 MHz	1	5955	9.00	9.00	9.00	9.00	9.00	9.00	7.50	7.50	8.50	8.50	6.50	6.50
			5	5975	9.00	9.00	9.00	9.00	9.00	9.00	7.50	7.50	8.50	8.50	6.50	6.50
			9	5995	9.00	9.00	9.00	9.00	9.00	9.00	7.50	7.50	8.50	8.50	6.50	6.50
			13-29	6015-6095	9.00	9.00	9.00	9.00	9.00	9.00	7.50	7.50	8.50	8.50	6.50	6.50
			33-61	6115-6255	9.50	9.50	9.50	9.50	9.50	9.50	8.00	8.00	9.00	9.00	7.00	7.00
			65-85	6275-6375	9.75	9.75	9.75	9.75	9.75	9.75	8.25	8.25	9.25	9.25	7.25	7.25
			89	6395	9.75	9.75	9.75	9.75	9.75	9.75	8.25	8.25	9.25	9.25	7.25	7.25
		93	6415	9.75	9.75	9.75	9.75	9.75	9.75	8.25	8.25	9.25	9.25	7.25	7.25	
		3	5965	9.00	9.00	9.00	9.00	9.00	9.00	7.50	7.50	8.50	8.50	6.50	6.50	
		11	6005	9.00	9.00	9.00	9.00	9.00	9.00	7.50	7.50	8.50	8.50	6.50	6.50	
		19-27	6045-6085	9.00	9.00	9.00	9.00	9.00	9.00	7.50	7.50	8.50	8.50	6.50	6.50	
		35-59	6125-6245	9.50	9.50	9.50	9.50	9.50	9.50	8.00	8.00	9.00	9.00	7.00	7.00	
		67-75	6285-6325	9.75	9.75	9.75	9.75	9.75	9.75	8.25	8.25	9.25	9.25	7.25	7.25	
		83	6365	9.75	9.75	9.75	9.75	9.75	9.75	8.25	8.25	9.25	9.25	7.25	7.25	
		91	6405	9.75	9.75	9.75	9.75	9.75	9.75	8.25	8.25	9.25	9.25	7.25	7.25	
		7	5985	9.00	9.00	9.00	9.00	9.00	9.00	7.50	7.50	8.50	8.50	6.50	6.50	
		23	6065	9.00	9.00	9.00	9.00	9.00	9.00	7.50	7.50	8.50	8.50	6.50	6.50	
		39-55	6145-6225	9.50	9.50	9.50	9.50	9.50	9.50	8.00	8.00	9.00	9.00	7.00	7.00	
		71	6305	9.75	9.75	9.75	9.75	9.75	9.75	8.25	8.25	9.25	9.25	7.25	7.25	
		87	6385	9.75	9.75	9.75	9.75	9.75	9.75	8.25	8.25	9.25	9.25	7.25	7.25	
		15	6025	9.00	9.00	9.00	9.00	9.00	9.00	7.50	7.50	8.50	8.50	6.50	6.50	
	47	6185	9.50	9.50	9.50	9.50	9.50	9.50	8.00	8.00	9.00	9.00	7.00	7.00		
	79	6345	9.75	9.75	9.75	9.75	9.75	9.75	8.25	8.25	9.25	9.25	7.25	7.25		
	Mode	Bandwidth	Channel	Frequency	Maximum Output Power (dBm)											
	U-NI-6	802.11a 20 MHz	97-109	6435-6495	9.00	9.00	9.00	9.00	9.00	9.00	9.00	9.00	9.00	9.00	8.25	8.25
			113	6515	9.00	9.00	9.00	9.00	9.00	9.00	9.00	9.00	9.00	9.00	8.25	8.25
		802.11ax 40 MHz	99-107	6445-6485	10.75	10.75	10.75	10.75	10.75	10.75	9.25	9.25	10.25	10.25	8.25	8.25
		115	6525	10.75	10.75	10.75	10.75	10.75	10.75	9.25	9.25	10.25	10.25	8.25	8.25	
		802.11ax 80 MHz	103	6465	10.75	10.75	10.75	10.75	10.75	10.75	9.25	9.25	10.25	10.25	8.25	8.25
	802.11ax 160 MHz	111	6505	10.75	10.75	10.75	10.75	10.75	10.75	9.25	9.25	10.25	10.25	8.25	8.25	
	Mode	Bandwidth	Channel	Frequency	Maximum Output Power (dBm)											
	U-NI-7	802.11a 20 MHz	117-125	6535-6575	10.75	10.75	10.75	10.75	10.75	10.75	9.25	9.25	10.25	10.25	8.25	8.25
			129-157	6595-6735	12.25	12.25	12.25	12.25	12.25	12.25	10.75	10.75	11.75	11.75	9.75	9.75
			161-181	6735-6855	12.25	12.25	12.25	12.25	12.25	12.25	10.75	10.75	11.75	11.75	9.75	9.75
			185	6875	9.25	9.25	9.25	9.25	9.25	9.25	9.25	9.25	9.25	9.25	8.25	8.25
		802.11ax 40 MHz	123	6565	10.75	10.75	10.75	10.75	10.75	10.75	9.25	9.25	10.25	10.25	8.25	8.25
131-155		6605-6725	12.25	12.25	12.25	12.25	12.25	12.25	10.75	10.75	11.75	11.75	9.75	9.75		
163-179		6765-6845	12.25	12.25	12.25	12.25	12.25	12.25	10.75	10.75	11.75	11.75	9.75	9.75		
802.11ax 80 MHz		119	6545	10.75	10.75	10.75	10.75	10.75	10.75	9.25	9.25	10.25	10.25	8.25	8.25	
135-151		6625-6705	12.25	12.25	12.25	12.25	12.25	12.25	10.75	10.75	11.75	11.75	9.75	9.75		
167		6785	12.25	12.25	12.25	12.25	12.25	12.25	10.75	10.75	11.75	11.75	9.75	9.75		
183		6865	12.25	12.25	12.25	12.25	12.25	12.25	10.75	10.75	11.75	11.75	9.75	9.75		
802.11ax 160 MHz		143	6665	11.75	11.75	11.75	11.75	11.75	11.75	10.25	10.25	11.25	11.25	9.25	9.25	
175	6825	12.25	12.25	12.25	12.25	12.25	12.25	10.75	10.75	11.75	11.75	9.75	9.75			
Mode	Bandwidth	Channel	Frequency	Maximum Output Power (dBm)												
U-NI-8	802.11a 20 MHz	189-225	6895-7075	10.75	10.75	10.75	10.75	10.75	10.75	10.75	10.75	10.75	10.75	9.75	9.75	
		229	7095	10.75	10.75	10.75	10.75	10.75	10.75	10.75	10.75	10.75	10.75	9.75	9.75	
		233	7115	-5.50	-5.50	-5.50	-5.50	-5.50	-5.50	-5.50	-5.50	-5.50	-5.50	-5.50		
	802.11ax 40 MHz	187	6885	12.25	12.25	12.25	12.25	12.25	12.25	10.75	10.75	11.75	11.75	9.75	9.75	
	195-203	6925-6965	12.25	12.25	12.25	12.25	12.25	12.25	10.75	10.75	11.75	11.75	9.75	9.75		
	211-219	7005-7045	12.25	12.25	12.25	12.25	12.25	12.25	10.75	10.75	11.75	11.75	9.75	9.75		
	227	7085	12.25	12.25	12.25	12.25	12.25	12.25	10.75	10.75	11.75	11.75	9.75	9.75		
	802.11ax 80 MHz	199	6945	12.25	12.25	12.25	12.25	12.25	12.25	10.75	10.75	11.75	11.75	9.75	9.75	
	215	7025	12.25	12.25	12.25	12.25	12.25	12.25	10.75	10.75	11.75	11.75	9.75	9.75		
	802.11ax 160 MHz	207	6985	12.25	12.25	12.25	12.25	12.25	12.25	10.75	10.75	11.75	11.75	9.75	9.75	

**Note(s):**

Power State 2 and 3 maximum output power same as Power State 1

**Wi-Fi 6GHz Measured Results**

Power Mode	Antenna	Power Mode A						Power Mode B					
		Band	Mode	Ch #	Freq. (MHz)	Meas Pwr (dBm)	Max Output Pwr (dBm)	Band	Mode	Ch #	Freq. (MHz)	Meas Pwr (dBm)	Max Output Pwr (dBm)
Power State 1 & Power State 2 & Power State 3	ANT5	U-NI-5	802.11ax 160 MHz	15	6025	13.50	15.00	U-NI-5	802.11ax 160 MHz	15	6025	13.50	15.00
				47	6185	13.00	14.50			47	6185	13.00	14.50
				79	6345	12.21	13.75			79	6345	12.21	13.75
		U-NI-6	802.11ax 160 MHz	111	6505	13.00	14.25	U-NI-6	802.11ax 160 MHz	111	6505	13.00	14.25
				143	6665	13.00	14.25			143	6665	13.00	14.25
				175	6825	12.50	14.00			175	6825	12.50	14.00
	U-NI-7	802.11ax 160 MHz	207	6985	13.50	14.75	U-NI-7	802.11ax 160 MHz	207	6985	13.50	14.75	
			15	6025	8.39	9.00			15	6025	8.39	9.00	
			47	6185	8.70	9.50			47	6185	8.70	9.50	
	U-NI-8	802.11ax 160 MHz	79	6345	9.00	9.75	U-NI-8	802.11ax 160 MHz	79	6345	9.00	9.75	
			111	6505	10.25	10.75			111	6505	10.25	10.75	
			143	6665	11.03	11.75			143	6665	11.03	11.75	
U-NI-6	802.11ax 160 MHz	175	6825	12.00	12.25	U-NI-6	802.11ax 160 MHz	175	6825	12.00	12.25		
		15	6025	12.20	12.25			15	6025	12.20	12.25		
		207	6985	12.20	12.25			207	6985	12.20	12.25		
Power State 4	ANT5	U-NI-5	802.11ax 160 MHz	15	6025	11.00	13.00	U-NI-5	802.11ax 160 MHz	15	6025	11.00	13.00
				47	6185	10.50	12.50			47	6185	10.50	12.50
				79	6345	9.75	11.75			79	6345	9.75	11.75
		U-NI-6	802.11ax 160 MHz	111	6505	10.25	12.25	U-NI-6	802.11ax 160 MHz	111	6505	10.25	12.25
				143	6665	10.25	12.25			143	6665	10.25	12.25
				175	6825	10.00	12.00			175	6825	10.00	12.00
	U-NI-7	802.11ax 160 MHz	207	6985	10.75	12.75	U-NI-7	802.11ax 160 MHz	207	6985	10.75	12.75	
			15	6025	6.02	7.50			15	6025	6.02	7.50	
			47	6185	6.62	8.00			47	6185	6.62	8.00	
	U-NI-8	802.11ax 160 MHz	79	6345	6.94	8.25	U-NI-8	802.11ax 160 MHz	79	6345	6.94	8.25	
			111	6505	7.30	9.25			111	6505	7.30	9.25	
			143	6665	8.00	10.25			143	6665	8.00	10.25	
U-NI-6	802.11ax 160 MHz	175	6825	9.00	10.75	U-NI-6	802.11ax 160 MHz	175	6825	9.00	10.75		
		15	6025	9.75	10.75			15	6025	9.75	10.75		
		207	6985	9.75	10.75			207	6985	9.75	10.75		
Power State 5	ANT5	U-NI-5	802.11ax 160 MHz	15	6025	13.50	14.50	U-NI-5	802.11ax 160 MHz	15	6025	13.50	14.50
				47	6185	13.00	14.00			47	6185	13.00	14.00
				79	6345	12.21	13.25			79	6345	12.21	13.25
		U-NI-6	802.11ax 160 MHz	111	6505	13.00	13.75	U-NI-6	802.11ax 160 MHz	111	6505	13.00	13.75
				143	6665	13.00	13.75			143	6665	13.00	13.75
				175	6825	12.50	13.50			175	6825	12.50	13.50
	U-NI-7	802.11ax 160 MHz	207	6985	13.50	14.25	U-NI-7	802.11ax 160 MHz	207	6985	13.50	14.25	
			15	6025	8.39	8.50			15	6025	8.39	8.50	
			47	6185	8.70	9.00			47	6185	8.70	9.00	
	U-NI-8	802.11ax 160 MHz	79	6345	9.00	9.25	U-NI-8	802.11ax 160 MHz	79	6345	9.00	9.25	
			111	6505	10.25	10.25			111	6505	10.25	10.25	
			143	6665	10.30	11.25			143	6665	10.30	11.25	
U-NI-6	802.11ax 160 MHz	175	6825	10.70	11.75	U-NI-6	802.11ax 160 MHz	175	6825	10.70	11.75		
		15	6025	10.90	11.75			15	6025	10.90	11.75		
		207	6985	10.90	11.75			207	6985	10.90	11.75		
Power State 6	ANT5	U-NI-5	802.11ax 160 MHz	15	6025	11.00	12.00	U-NI-5	802.11ax 160 MHz	15	6025	11.00	12.00
				47	6185	10.50	11.50			47	6185	10.50	11.50
				79	6345	9.75	10.75			79	6345	9.75	10.75
		U-NI-6	802.11ax 160 MHz	111	6505	10.25	11.25	U-NI-6	802.11ax 160 MHz	111	6505	10.25	11.25
				143	6665	10.25	11.25			143	6665	10.25	11.25
				175	6825	10.00	11.00			175	6825	10.00	11.00
	U-NI-7	802.11ax 160 MHz	207	6985	10.75	11.75	U-NI-7	802.11ax 160 MHz	207	6985	10.75	11.75	
			15	6025	6.02	6.50			15	6025	6.02	6.50	
			47	6185	6.62	7.00			47	6185	6.62	7.00	
	U-NI-8	802.11ax 160 MHz	79	6345	6.94	7.25	U-NI-8	802.11ax 160 MHz	79	6345	6.94	7.25	
			111	6505	7.30	8.25			111	6505	7.30	8.25	
			143	6665	8.00	9.25			143	6665	8.00	9.25	
U-NI-6	802.11ax 160 MHz	175	6825	9.00	9.75	U-NI-6	802.11ax 160 MHz	175	6825	9.00	9.75		
		15	6025	9.75	9.75			15	6025	9.75	9.75		
		207	6985	9.75	9.75			207	6985	9.75	9.75		



### 9.10. Bluetooth

According to KDB 447498 D01 apply to determine simultaneous transmission SAR test exclusion for Wi-Fi MIMO. If the sum of 1-g single transmission chain SAR measurements is <1.6W/kg and/or the MIMO output power is equal or less than a single chain, then no additional SAR measurements for simultaneously at the specified maximum output power of MIMO operation.

When antennas are spatially separated to the extent that SAR distributions do not overlap and can be treated independently, SAR compliance for simultaneous transmission is determined separately for each individual antenna.

#### **Maximum Output Power for Bluetooth ( $P_{low}$ , $P_{mid}$ , $P_{high}$ , and $P_{standalone}$ )**

For Bluetooth, there are three use cases:

- Bluetooth  $P_{low}$  is used when both Wi-Fi and WWAN antennas are active.
- Bluetooth  $P_{Mid}$  is used when Wi-Fi antenna is active and WWAN antenna is inactive.  $P_{Mid}$  power state occurs during Wi-Fi states 1/2.
- Bluetooth  $P_{high}$  is used when Wi-Fi antenna is active and WWAN antenna is inactive or with Wi-Fi inactive and WWAN antenna is active.  $P_{High}$  power state occurs during Wi-Fi states 3/5.
- Bluetooth  $P_{standalone}$  is used when Wi-Fi and WWAN antennas are inactive.

Mode	Maximum Output Power (dBm)															
	Bluetooth $P_{low}$				Bluetooth $P_{mid}$				Bluetooth $P_{high}$				Bluetooth $P_{standalone}$			
	ANT3		ANT4		ANT3		ANT4		ANT3		ANT4		ANT3		ANT4	
	Mode A	Mode B	Mode A	Mode B	Mode A	Mode B	Mode A	Mode B	Mode A	Mode B	Mode A	Mode B	Mode A	Mode B	Mode A	Mode B
GFSK	14.0	11.0	8.5	10.0	18.5	16.0	11.5	11.5	19.5	17.0	14.5	16.0	20.0	20.0	19.0	19.5
EDR	14.0	11.0	8.5	10.0	16.5	16.0	11.5	11.5	16.5	16.5	14.5	16.0	16.5	16.5	16.5	16.5
LE1M	14.0	11.0	8.5	10.0	18.5	16.0	11.5	11.5	19.5	17.0	14.5	16.0	20.0	20.0	19.0	19.5
LE2M	14.0	11.0	8.5	10.0	18.5	16.0	11.5	11.5	19.5	17.0	14.5	16.0	20.0	20.0	19.0	19.5
HDR4	13.0	11.0	8.5	10.0	13.0	12.0	11.5	11.5	13.0	13.0	13.0	13.0	13.0	13.0	13.0	13.0
HDR8	13.0	11.0	8.5	10.0	13.0	12.0	11.5	11.5	13.0	13.0	13.0	13.0	13.0	13.0	13.0	13.0

This device supports Bluetooth beamforming. SAR measurement is not required for Beamforming when the output power is equal or less than a single chain. Please refer to BT Maximum Output Power.

**Bluetooth Measured Results**

SAR measurement is not required for the 8PSK, BLE, and HDR. When the secondary mode is  $\leq \frac{1}{4}$  dB higher than the primary mode.

Power Mode	Antenna	Mode	Ch #	Freq. (MHz)	Power Mode A (dBm)		Power Mode B (dBm)	
					Meas Pwr	Max Output Pwr	Meas Pwr	Max Output Pwr
Bluetooth P <sub>low</sub>	ANT3	GFSK	0	2402	12.0	14.0	9.5	11.0
			39	2441	12.1	14.0	9.7	11.0
			78	2480	12.0	14.0	9.7	11.0
	ANT4	GFSK	0	2402	7.6	8.5	8.7	10.0
			39	2441	7.6	8.5	8.8	10.0
			78	2480	7.6	8.5	8.4	10.0
Bluetooth P <sub>mid</sub>	ANT3	GFSK	0	2402	17.2	18.5	14.6	16.0
			39	2441	17.2	18.5	14.7	16.0
			78	2480	17.2	18.5	14.8	16.0
	ANT4	GFSK	0	2402	10.0	11.5	10.0	11.5
			39	2441	10.1	11.5	10.1	11.5
			78	2480	9.7	11.5	9.7	11.5
Bluetooth P <sub>high</sub>	ANT3	GFSK	0	2402	18.7	19.5	15.4	17.0
			39	2441	19.0	19.5	15.5	17.0
			78	2480	18.8	19.5	15.3	17.0
	ANT4	GFSK	0	2402	13.0	14.5	14.5	16.0
			39	2441	12.9	14.5	14.5	16.0
			78	2480	12.6	14.5	14.7	16.0
Bluetooth P <sub>standalone</sub>	ANT3	GFSK	0	2402	18.7	20.0	18.7	20.0
			39	2441	19.0	20.0	19.0	20.0
			78	2480	18.8	20.0	18.8	20.0
	ANT4	GFSK	0	2402	18.4	19.0	18.3	19.5
			39	2441	18.6	19.0	19.3	19.5
			78	2480	18.2	19.0	18.1	19.5

**Duty Factor Measured Results**

Mode	Type	T on (ms)	Period (ms)	Duty Cycle	Crest Factor (1/duty cycle)
GFSK	DH5	2.885	3.752	76.89%	1.30

**Note(s):**

Duty Cycle = (T on / period) \* 100%

Duty Cycle plots

GFSK



### 9.11. NB UNII

NB UNII is in 5 GHz bands. This radio operates in the UNII-1 and UNII-3 frequency bands. Modulations include GFSK and  $\pi/4$  DQPSK. Bandwidths supported are 1 MHz, 2 MHz, and 4 MHz, with 1 MHz channel separation.

#### Maximum Output Power for NB UNII ( $P_{low}$ , $P_{mid}$ , $P_{high}$ , and $P_{standalone}$ )

For NB UNII, there are four use cases:

- NB UNII  $P_{low}$  is used when both Wi-Fi and WWAN antennas are active.
- NB UNII  $P_{mid}$  is used when Wi-Fi antenna is active and WWAN antenna is inactive.  $P_{mid}$  power state occurs during Wi-Fi states 1/2.
- NB UNII  $P_{high}$  is used when Wi-Fi antenna is active and WWAN antenna is inactive or with Wi-Fi inactive and WWAN antenna is active.  $P_{high}$  power state occurs during Wi-Fi states 3/5.
- NB UNII  $P_{standalone}$  is used when Wi-Fi and WWAN antennas are inactive.

Band	Mode	Maximum Output Power (dBm)															
		NB UNII $P_{low}$				NB UNII $P_{mid}$				NB UNII $P_{high}$				NB UNII $P_{standalone}$			
		ANT5		ANT6		ANT5		ANT6		ANT5		ANT6		ANT5		ANT6	
		Mode A	Mode B	Mode A	Mode B	Mode A	Mode B	Mode A	Mode B	Mode A	Mode B	Mode A	Mode B	Mode A	Mode B	Mode A	Mode B
U-NII 1	GFSK	10.0	10.0	10.0	4.0	10.0	10.0	10.0	6.5	10.0	10.0	10.0	10.0	10.0	10.0	10.0	10.0
	HDR4	11.5	11.5	11.5	4.0	11.5	11.5	11.5	6.5	11.5	11.5	11.5	10.0	11.5	11.5	11.5	11.5
	HDR8	13.0	11.5	14.0	4.0	14.0	14.0	14.0	6.5	14.0	14.0	14.0	10.0	14.0	14.0	14.0	14.0
U-NII 3	GFSK	11.0	10.0	12.0	4.5	14.0	12.0	14.5	7.0	14.5	14.5	14.5	10.5	14.5	14.5	14.5	14.5
	HDR4	11.0	10.0	12.0	4.5	14.0	12.0	14.5	7.0	14.5	14.5	14.5	10.5	14.5	14.5	14.5	14.5
	HDR8	11.0	10.0	12.0	4.5	14.0	12.0	14.5	7.0	14.5	14.5	14.5	10.5	14.5	14.5	14.5	14.5

**NB UNII Measured Results**

SAR measurement is not required for the  $\pi/4$ DQPSK. When the secondary mode is  $\leq 1/4$  dB higher than the primary mode.

Band	Power Mode	Antenna	Mode	Ch #	Freq. (MHz)	Power Mode A (dBm)		Mode	Power Mode B (dBm)	
						Meas Pwr	Max Output Pwr		Meas Pwr	Max Output Pwr
U-NII 1	NB UNII P <sub>low</sub>	ANT5	HDR8	Low	5162	12.8	13.0	HDR4	10.3	11.5
				Mid	5230	12.8	13.0		10.4	11.5
				High	5245	12.8	13.0		10.3	11.5
		ANT6	HDR8	Low	5162	13.2	14.0	BDR	3.3	4.0
				Mid	5230	13.3	14.0		3.3	4.0
				High	5245	13.2	14.0		3.3	4.0
	NB UNII P <sub>mid</sub>	ANT5	HDR8	Low	5162	12.8	14.0	HDR8	12.8	14.0
				Mid	5230	12.8	14.0		12.8	14.0
				High	5245	12.8	14.0		12.8	14.0
		ANT6	HDR8	Low	5162	13.2	14.0	BDR	5.4	6.5
				Mid	5230	13.3	14.0		5.5	6.5
				High	5245	13.2	14.0		5.4	6.5
	NB UNII P <sub>high</sub>	ANT5	HDR8	Low	5162	12.8	14.0	HDR8	12.8	14.0
				Mid	5230	12.8	14.0		12.8	14.0
				High	5245	12.8	14.0		12.8	14.0
		ANT6	HDR8	Low	5162	13.2	14.0	BDR	8.6	10.0
				Mid	5230	13.3	14.0		8.9	10.0
				High	5245	13.2	14.0		8.6	10.0
	NB UNII P <sub>standalone</sub>	ANT5	HDR8	Low	5162	12.8	14.0	HDR8	12.8	14.0
				Mid	5230	12.8	14.0		12.8	14.0
				High	5245	12.8	14.0		12.8	14.0
		ANT6	HDR8	Low	5162	13.2	14.0	HDR8	13.2	14.0
				Mid	5230	13.3	14.0		13.3	14.0
				High	5245	13.2	14.0		13.2	14.0
Band	Power Mode	Antenna	Mode	Ch #	Freq. (MHz)	Power Mode A (dBm)		Mode	Power Mode B (dBm)	
						Meas Pwr	Max Output Pwr			
						Meas Pwr	Max Output Pwr	Meas Pwr	Max Output Pwr	
U-NII 3	NB UNII P <sub>low</sub>	ANT5	BDR	Low	5733	9.5	11.0	BDR	8.6	10.0
				Mid	5788	9.5	11.0		8.6	10.0
				High	5844	9.5	11.0		8.5	10.0
		ANT6	BDR	Low	5733	11.2	12.0	BDR	3.3	4.5
				Mid	5788	11.1	12.0		3.2	4.5
				High	5844	11.1	12.0		3.2	4.5
	NB UNII P <sub>mid</sub>	ANT5	BDR	Low	5733	12.9	14.0	BDR	11.0	12.0
				Mid	5788	12.9	14.0		11.0	12.0
				High	5844	12.8	14.0		11.0	12.0
		ANT6	BDR	Low	5733	14.1	14.5	BDR	5.6	7.0
				Mid	5788	14.2	14.5		5.6	7.0
				High	5844	14.0	14.5		5.6	7.0
	NB UNII P <sub>high</sub>	ANT5	BDR	Low	5733	13.1	14.5	BDR	13.1	14.5
				Mid	5788	13.0	14.5		13.0	14.5
				High	5844	12.8	14.5		12.8	14.5
		ANT6	BDR	Low	5733	14.1	14.5	BDR	9.5	10.5
				Mid	5788	14.2	14.5		9.5	10.5
				High	5844	14.0	14.5		9.4	10.5
	NB UNII P <sub>standalone</sub>	ANT5	BDR	Low	5733	13.1	14.5	BDR	13.1	14.5
				Mid	5788	13.0	14.5		13.0	14.5
				High	5844	12.8	14.5		12.8	14.5
		ANT6	BDR	Low	5733	14.1	14.5	BDR	14.1	14.5
				Mid	5788	14.2	14.5		14.2	14.5
				High	5844	14.0	14.5		14.0	14.5

**Duty Factor Measured Results**

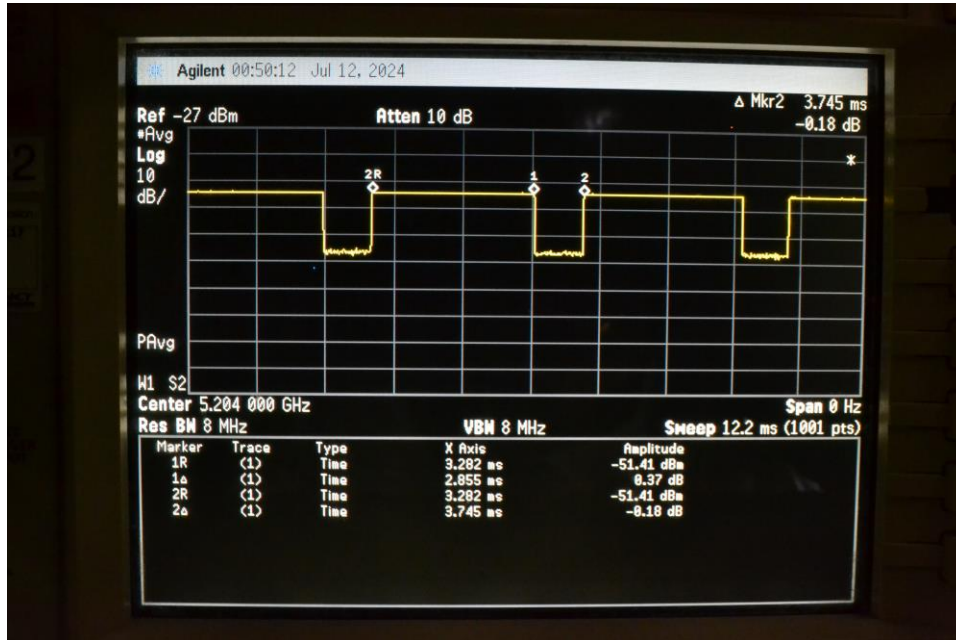
Mode	Type	T on (ms)	Period (ms)	Duty Cycle	Crest Factor (1/duty cycle)
GFSK	DH5	2.855	3.745	76.23%	1.31

**Note(s):**

Duty Cycle = (T on / period) \* 100%

**Duty Cycle plots**

GFSK



### 9.12. MSS (Mobile Satellite Service)

This device supports Mobile Satellite Service with Tx over L-Band (1610 – 1626.5 MHz) and Rx over S-Band (2483.5 – 2500 MHz). Radio Astronomy Zone exclusion requirement is implemented by Geo-fencing in Software. Transmit frequency will be changed based on network direction when Astronomy site location is detected.

#### Maximum Output Power for MSS

Band	Mode	Ch #	Freq. (MHz)	ANT 1 Power Mode B (dBm)		ANT 4 Power Mode B (dBm)	
				Extremity		Extremity	
				Meas Pwr	Max Power	Meas Pwr	Max Power
MSS L-Band	1-PRB SC-FDMA	262316	1610.1	24.5	25.8	22.0	23.5
		262391	1617.6	24.6	25.8	21.9	23.5
		262466	1625.1	24.5	25.8	22.3	23.5

**Note(s):**

Both ANT 1 and ANT 4 were evaluated for RF Exposure. Per manufacturer, only ANT 4 will be enabled and used for MSS transmissions in production units. ANT 1 will be disabled in production units.

### 9.13. 802.15.4

802.15.4 in 2.4 GHz band. Modulation O-QPSK is used. 15 channels are available, each with a bandwidth of 2 MHz and a channel separation of 5 MHz, spanning from 2405 MHz to 2475 MHz. The maximum source-based duty cycle is 60%. The firmware calculates the duty cycle of the last transmission, then adjusts IFS to ensure no transmission exceeds 60% duty cycle.

#### **Maximum Output Power for 802.15.4 ( $P_{low}$ , $P_{mid}$ , $P_{high}$ , and $P_{standalone}$ )**

For 802.15.4, there are three use cases:

- 802.15.4  $P_{low}$  is used when both Wi-Fi and WWAN antennas are active.
- 802.15.4  $P_{mid}$  is used when Wi-Fi antenna is active and WWAN antenna is inactive.  $P_{mid}$  power state occurs during Wi-Fi states 1/2.
- 802.15.4  $P_{high}$  is used when Wi-Fi antenna is active and WWAN antenna is inactive or with Wi-Fi inactive and WWAN antenna is active.  $P_{high}$  power state occurs during Wi-Fi states 3/5.
- 802.15.4  $P_{standalone}$  is used when Wi-Fi and WWAN antennas are inactive.

#### **802.15.4 Measured Results**

Power Mode	Antenna	Mode	Ch #	Freq. (MHz)	Power Mode A (dBm)		Power Mode B (dBm)	
					Meas Pwr	Max Output Pwr	Meas Pwr	Max Output Pwr
802.15.4 $P_{low}$	ANT3	O-QPSK	Low	2405	14.7	15.5	9.7	11.5
			Mid	2440	15.0	15.5	10.0	11.5
			High	2475	15.1	15.5	9.6	11.5
	ANT4	O-QPSK	Low	2405	9.2	9.5	9.2	11.0
			Mid	2440	9.3	9.5	9.3	11.0
			High	2475	9.1	9.5	9.1	11.0
802.15.4 $P_{mid}$	ANT3	O-QPSK	Low	2405	16.2	17.5	14.7	15.5
			Mid	2440	16.5	17.5	15.0	15.5
			High	2475	16.7	17.5	15.1	15.5
	ANT4	O-QPSK	Low	2405	14.5	14.5	14.5	15.0
			Mid	2440	14.0	14.5	14.0	15.0
			High	2475	13.6	14.5	13.6	15.0
802.15.4 $P_{high}$	ANT3	O-QPSK	Low	2405	19.7	20.5	16.7	18.0
			Mid	2440	19.7	20.5	17.0	18.0
			High	2475	19.2	20.5	17.1	18.0
	ANT4	O-QPSK	Low	2405	15.3	15.5	16.1	17.0
			Mid	2440	15.1	15.5	16.0	17.0
			High	2475	14.9	15.5	15.9	17.0
802.15.4 $P_{standalone}$	ANT3	O-QPSK	Low	2405	19.7	20.5	19.7	20.5
			Mid	2440	19.7	20.5	19.7	20.5
			High	2475	19.2	20.5	19.2	20.5
	ANT4	O-QPSK	Low	2405	19.5	20.0	19.5	20.5
			Mid	2440	19.4	20.0	19.4	20.5
			High	2475	19.2	20.0	19.2	20.5



**Duty Factor Measured Results**

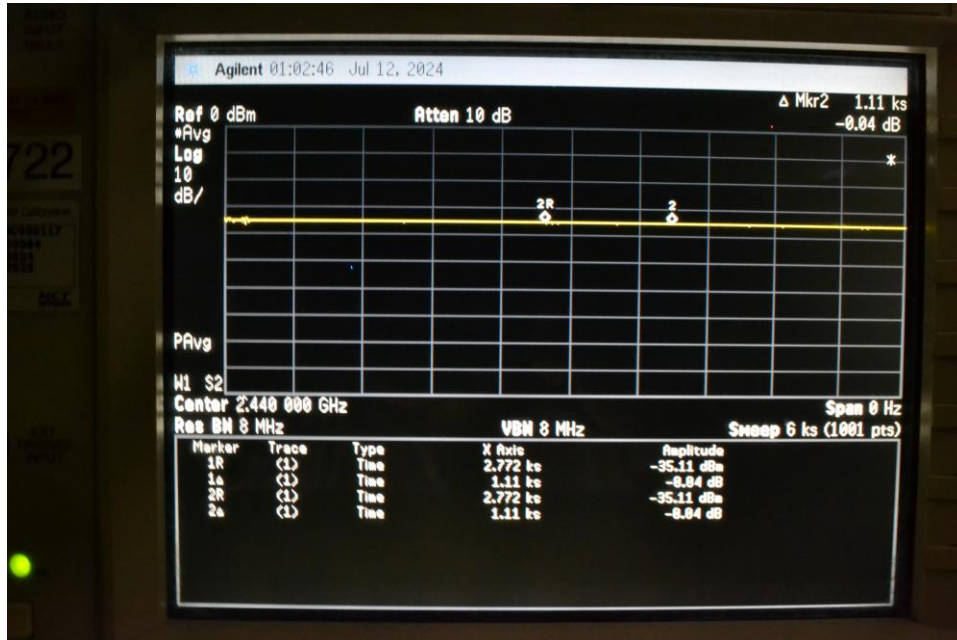
Modulation	T on (ms)	Period (ms)	Duty Cycle	Crest Factor (1/duty cycle)
O-QPSK			100.00%	1.00

**Note(s):**

Duty Cycle = (T on / period) \* 100%

**Duty Cycle plots**

O-QPSK



### 9.14. 802.15.4ab NB

802.15.4ab - NB in UNII-3 band. Modulation O-QPSK is used. 48 channels are available, each with a bandwidth of 2.5 MHz and a channel separation of 2.5 MHz, spanning from 5728.75 MHz to 5846.25 MHz. The maximum source-based duty cycle is 8.9%, which occurs during 1000 kbps connection, with 12 parallel connections.

#### 802.15.4ab NB Measured Results

Antenna	Band	Mode	Ch #	Freq. (MHz)	Power Mode A (dBm)		Power Mode B (dBm)	
					Meas Pwr	Max Output Pwr	Meas Pwr	Max Output Pwr
ANT5	802.15.4ab NB	O-QPSK	Low	5728.75	18.0	19.0	17.0	19.0
			Mid	5786.25	18.1	19.0	17.0	19.0
			High	5846.25	18.0	19.0	17.0	19.0
Antenna	Band	Mode	Ch #	Freq. (MHz)	Power Mode A (dBm)		Power Mode B (dBm)	
ANT6	802.15.4ab NB	O-QPSK	Low	5728.75	18.6	19.0	12.3	13.5
			Mid	5786.25	18.7	19.0	12.5	13.5
			High	5846.25	18.6	19.0	12.4	13.5

#### Duty Factor Measured Results

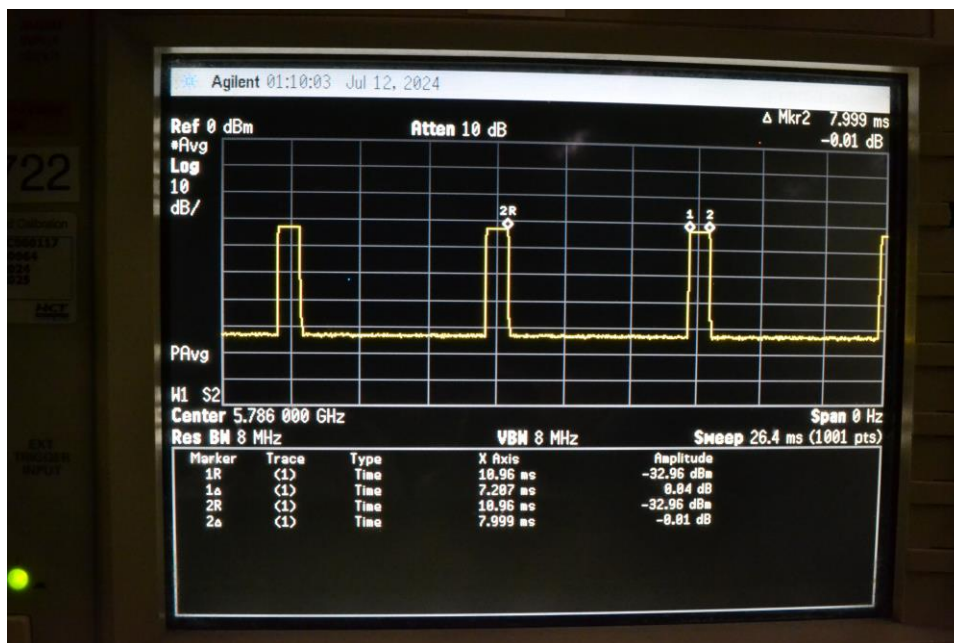
Modulation	Type	T on (ms)	T off (ms)	Period (ms)	Duty Cycle	Crest Factor (1/duty cycle)
O-QPSK	Mixed mode	0.792	7.207	7.999	9.90%	10.10

**Note(s):**

Duty Cycle = (T on / period) \* 100%

### Duty Cycle plots

O-QPSK



## 10. Measured and Reported (Scaled) SAR Results

### SAR Test Reduction criteria are as follows:

- Reported SAR(W/kg) for WWAN and Bluetooth = Measured SAR \*Maximum Output Power Scaling Factor
- Reported SAR(W/kg) for Wi-Fi = Measured SAR \* Maximum Output Power scaling factor \* Duty Cycle scaling factor
- Duty Cycle scaling factor = 1 / Duty cycle (%)

### KDB 447498 D01 General RF Exposure Guidance:

Testing of other required channels within the operating mode of a frequency band is not required when the reported 1-g or 10-g SAR for the mid-band or highest output power channel is:

- $\leq 0.8$  W/kg or 2.0 W/kg, for 1-g or 10-g respectively, when the transmission band is  $\leq 100$  MHz
- $\leq 0.6$  W/kg or 1.5 W/kg, for 1-g or 10-g respectively, when the transmission band is between 100 MHz and 200 MHz
- $\leq 0.4$  W/kg or 1.0 W/kg, for 1-g or 10-g respectively, when the transmission band is  $\geq 200$  MHz

### KDB 648474 D04 Handset SAR:

With headset attached, when the reported SAR for body-worn accessory, measured without a headset connected to the handset, is  $> 1.2$  W/kg, the highest reported SAR configuration for that wireless mode and frequency band should be repeated for that body-worn accessory with a headset attached to the handset.

### KDB 648474 D04 Handset SAR (Phablet Only):

For smart phones, with a display diagonal dimension  $> 15.0$  cm or an overall diagonal dimension  $> 16.0$  cm.

When hotspot mode does not apply, 10-g Extremity SAR is required for all surfaces and edges with an antenna located at  $\leq 25$  mm from that surface or edge in direct contact with a flat phantom, to address interactive hand use exposure conditions. When hotspot mode applies, 10-g extremity SAR is required only for the surfaces and edges with hotspot mode 1-g reported SAR  $> 1.2$  W/kg; however, when power reduction applies to hotspot mode the measured SAR must be scaled to the maximum output power, including tolerance, allowed for phablet modes to compare with the 1.2 W/kg SAR test reduction threshold.

10-g Extremity SAR testing is not required since all 1-g reported SAR  $< 1.2$  W/kg for hotspot mode.

### KDB 941225 D01 SAR test for 3G devices:

When the maximum output power and tune-up tolerance specified for production units in a secondary mode is  $\leq \frac{1}{4}$  dB higher than the primary mode or when the highest reported SAR of the primary mode is scaled by the ratio of specified maximum output power and tune-up tolerance of secondary to primary mode and the adjusted SAR is  $\leq 1.2$  W/kg, SAR measurement is not required for the secondary mode.

### KDB 941225 D05 SAR for LTE Devices:

SAR test reduction is applied using the following criteria:

- Start with the largest channel bandwidth and measure SAR for QPSK with 1 RB, and 50% RB allocation, using the RB offset and required test channel combination with the highest maximum output power among RB offsets at the upper edge, middle and lower edge of each required test channel.
- When the reported SAR is  $> 0.8$  W/kg, testing for other Channels is performed at the highest output power level for 1RB, and 50% RB configuration for that channel.
- Testing for 100% RB configuration is performed at the highest output power level for 100% RB configuration across the Low, Mid and High Channel when the highest reported SAR for 1 RB and 50% RB are  $> 0.8$  W/kg. Testing for the remaining required channels is not needed because the reported SAR for 100% RB Allocation  $< 1.45$  W/kg.
- Testing for 16-QAM modulation is not required because the reported SAR for QPSK is  $< 1.45$  W/Kg and its output power is not more than 0.5 dB higher than that of QPSK.
- Testing for the other channel bandwidths is not required because the reported SAR for the highest channel bandwidth is  $< 1.45$  W/Kg and its output power is not more than 0.5 dB higher than that of the highest channel bandwidth.
- For LTE bands that do not support at least three non-overlapping channels in certain channel bandwidths, test the available non-overlapping channels instead. When a device supports overlapping channel assignment in a channel bandwidth configuration, the middle channel of the group of overlapping channels should be selected for testing; therefore, the requirement for H, M and L channels may not fully apply.

**KDB 248227 D01 SAR meas for 802.11:**

SAR test reduction for 802.11 Wi-Fi transmission mode configurations are considered separately for DSSS and OFDM. An initial test position is determined to reduce the number of tests required for certain exposure configurations with multiple test positions. An initial test configuration is determined for each frequency band and aggregated band according to maximum output power, channel bandwidth, wireless mode configurations and other operating parameters to streamline the measurement requirements. For 2.4 GHz DSSS, either the initial test position or DSSS procedure is applied to reduce the number of SAR tests; these are mutually exclusive. For OFDM, an initial test position is only applicable to next to the ear, UMPC mini-tablet and hotspot mode configurations, which is tested using the initial test configuration to facilitate test reduction. For other exposure conditions with a fixed test position, SAR test reduction is determined using only the initial test configuration.

The multiple test positions require SAR measurements in head, hotspot mode or UMPC mini-tablet configurations may be reduced according to the highest reported SAR determined using the initial test position(s) by applying the DSSS or OFDM SAR measurement procedures in the required wireless mode test configuration(s). The initial test position(s) is measured using the highest measured maximum output power channel in the required wireless mode test configuration(s). When the reported SAR for the initial test position is:

- $\leq 0.4$  W/kg, further SAR measurement is not required for the other test positions in that exposure configuration and wireless mode combination within the frequency band or aggregated band. DSSS and OFDM configurations are considered separately according to the required SAR procedures.
- $> 0.4$  W/kg, SAR is repeated using the same wireless mode test configuration tested in the initial test position to measure the subsequent next closet/smallest test separation distance and maximum coupling test position, on the highest maximum output power channel, until the reported SAR is  $\leq 0.8$  W/kg or all required test positions are tested.
  - For subsequent test positions with equivalent test separation distance or when exposure is dominated by coupling conditions, the position for maximum coupling condition should be tested.
  - When it is unclear, all equivalent conditions must be tested.
- For all positions/configurations tested using the initial test position and subsequent test positions, when the reported SAR is  $> 0.8$  W/kg, measure the SAR for these positions/configurations on the subsequent next highest measured output power channel(s) until the reported SAR is  $\leq 1.2$  W/kg or all required test channels are considered.
  - The additional power measurements required for this step should be limited to those necessary for identifying subsequent highest output power channels to apply the test reduction.
- When the specified maximum output power is the same for both UNII 1 and UNII 2A, begin SAR measurements in UNII 2A with the channel with the highest measured output power. If the reported SAR for UNII 2A is  $\leq 1.2$  W/kg, SAR is not required for UNII 1; otherwise treat the remaining bands separately and test them independently for SAR.
- When the specified maximum output power is different between UNII 1 and UNII 2A, begin SAR with the band that has the higher specified maximum output. If the highest reported SAR for the band with the highest specified power is  $\leq 1.2$  W/kg, testing for the band with the lower specified output power is not required; otherwise test the remaining bands independently for SAR.

To determine the initial test position, Area Scans were performed to determine the position with the *Maximum Value of SAR (measured)*. The position that produced the highest *Maximum Value of SAR* is considered the worst-case position; thus used as the initial test position.

### 10.1. GSM850

Antenna(s)	RF Exposure Condition	Mode(s)	Power Mode(s)	Dist. (mm)	Test Position(s)	Channel	Freq. (MHz)	Max Output Pwr (dBm)	Meas. (dBm)	1-g Meas. (W/kg)	1-g Scaled (W/kg)	10-g Meas. (W/kg)	10-g Scaled (W/kg)	Plot No.
ANT 1	Head	GPRS 2 Slots	Mode A	0	Left Cheek	190	836.6	32.5	31.9	0.220	0.253	0.175	0.201	
ANT 1	Head	GPRS 2 Slots	Mode A	0	Left Tilt	190	836.6	32.5	31.9	0.119	0.137	0.094	0.108	
ANT 1	Head	GPRS 2 Slots	Mode A	0	Right Cheek	190	836.6	32.5	31.9	0.212	0.243	0.168	0.193	
ANT 1	Head	GPRS 2 Slots	Mode A	0	Right Tilt	190	836.6	32.5	31.9	0.091	0.104	0.073	0.084	
ANT 1	Body & Hotspot	GPRS 2 Slots	Mode B	5	Back	190	836.6	32.5	31.9	0.338	0.388	0.236	0.271	
ANT 1	Body & Hotspot	GPRS 2 Slots	Mode B	5	Front	190	836.6	32.5	31.9	0.318	0.365	0.211	0.242	
ANT 1	Hotspot	GPRS 2 Slots	Mode B	5	Edge Right	190	836.6	32.5	31.9	0.439	0.504	0.291	0.334	
ANT 1	Hotspot	GPRS 2 Slots	Mode B	5	Edge Bottom	190	836.6	32.5	31.9	0.118	0.135	0.055	0.063	
ANT 1	Hotspot	GPRS 2 Slots	Mode B	5	Edge Left	190	836.6	32.5	31.9	0.233	0.268	0.155	0.178	
Antenna(s)	RF Exposure Condition	Mode(s)	Power Mode(s)	Dist. (mm)	Test Position(s)	Channel	Freq. (MHz)	Max Output Pwr (dBm)	Meas. (dBm)	1-g Meas. (W/kg)	1-g Scaled (W/kg)	10-g Meas. (W/kg)	10-g Scaled (W/kg)	Plot No.
ANT 2	Head	GPRS 2 Slots	Mode A	0	Left Cheek	190	836.6	29.5	28.4	0.428	0.551	0.264	0.340	
ANT 2	Head	GPRS 2 Slots	Mode A	0	Left Tilt	190	836.6	29.5	28.4	0.318	0.410	0.166	0.214	
ANT 2	Head	GPRS 2 Slots	Mode A	0	Right Cheek	190	836.6	29.5	28.4	0.502	<b>0.647</b>	0.306	0.394	1
ANT 2	Head	GPRS 2 Slots	Mode A	0	Right Tilt	190	836.6	29.5	28.4	0.428	0.551	0.243	0.313	
ANT 2	Body & Hotspot	GPRS 2 Slots	Mode B	5	Back	190	836.6	31.5	30.3	0.458	<b>0.604</b>	0.264	0.348	2
ANT 2	Body & Hotspot	GPRS 2 Slots	Mode B	5	Front	190	836.6	31.5	30.3	0.323	0.426	0.181	0.239	
ANT 2	Hotspot	GPRS 2 Slots	Mode B	5	Edge Top	190	836.6	31.5	30.3	0.341	0.450	0.155	0.204	
ANT 2	Hotspot	GPRS 2 Slots	Mode B	5	Edge Right	190	836.6	31.5	30.3	0.101	0.133	0.066	0.087	
ANT 2	Hotspot	GPRS 2 Slots	Mode B	5	Edge Left	190	836.6	31.5	30.3	0.384	<b>0.506</b>	0.251	0.331	3

### 10.2. GSM1900

Antenna(s)	RF Exposure Condition	Mode(s)	Power Mode(s)	Dist. (mm)	Test Position(s)	Channel	Freq. (MHz)	Max Output Pwr (dBm)	Meas. (dBm)	1-g Meas. (W/kg)	1-g Scaled (W/kg)	10-g Meas. (W/kg)	10-g Scaled (W/kg)	Plot No.
ANT 1	Head	GPRS 2 Slots	Mode A	0	Left Cheek	661	1880	30.5	29.2	0.078	0.106	0.051	0.069	
ANT 1	Head	GPRS 2 Slots	Mode A	0	Left Tilt	661	1880	30.5	29.2	0.066	0.089	0.041	0.056	
ANT 1	Head	GPRS 2 Slots	Mode A	0	Right Cheek	661	1880	30.5	29.2	0.193	0.262	0.120	0.163	
ANT 1	Head	GPRS 2 Slots	Mode A	0	Right Tilt	661	1880	30.5	29.2	0.076	0.103	0.048	0.065	
ANT 1	Body & Hotspot	GPRS 2 Slots	Mode B	5	Back	661	1880	25.6	24.8	0.437	0.528	0.227	0.274	
ANT 1	Body & Hotspot	GPRS 2 Slots	Mode B	5	Front	661	1880	25.6	24.8	0.283	0.342	0.149	0.180	
ANT 1	Hotspot	GPRS 2 Slots	Mode B	5	Edge Right	661	1880	25.6	24.8	0.268	0.324	0.127	0.153	
ANT 1	Hotspot	GPRS 2 Slots	Mode B	5	Edge Bottom	512	1850.2	25.6	24.9	0.727	<b>0.862</b>	0.343	0.407	6
ANT 1	Hotspot	GPRS 2 Slots	Mode B	5	Edge Bottom	661	1880	25.6	24.8	0.530	0.640	0.247	0.298	
ANT 1	Hotspot	GPRS 2 Slots	Mode B	5	Edge Bottom	810	1909.8	25.6	24.6	0.381	0.480	0.181	0.228	
ANT 1	Hotspot	GPRS 2 Slots	Mode B	5	Edge Left	661	1880	25.6	24.8	0.026	0.031	0.014	0.017	
Antenna(s)	RF Exposure Condition	Mode(s)	Power Mode(s)	Dist. (mm)	Test Position(s)	Channel	Freq. (MHz)	Max Output Pwr (dBm)	Meas. (dBm)	1-g Meas. (W/kg)	1-g Scaled (W/kg)	10-g Meas. (W/kg)	10-g Scaled (W/kg)	Plot No.
ANT 2	Head	GPRS 2 Slots	Mode A	0	Left Cheek	661	1880	25.8	24.3	0.230	0.325	0.114	0.161	
ANT 2	Head	GPRS 2 Slots	Mode A	0	Left Tilt	661	1880	25.8	24.3	0.226	0.319	0.107	0.151	
ANT 2	Head	GPRS 2 Slots	Mode A	0	Right Cheek	661	1880	25.8	24.3	0.429	0.606	0.240	0.339	
ANT 2	Head	GPRS 2 Slots	Mode A	0	Right Tilt	661	1880	25.8	24.3	0.464	0.655	0.233	0.329	
ANT 2	Body & Hotspot	GPRS 2 Slots	Mode B	5	Back	661	1880	25.6	24.3	0.469	0.633	0.208	0.281	
ANT 2	Body & Hotspot	GPRS 2 Slots	Mode B	5	Front	661	1880	25.6	24.3	0.296	0.399	0.147	0.198	
ANT 2	Hotspot	GPRS 2 Slots	Mode B	5	Edge Top	661	1880	25.6	24.3	0.496	0.669	0.229	0.309	
ANT 2	Hotspot	GPRS 2 Slots	Mode B	5	Edge Right	661	1880	25.6	24.3	0.016	0.022	0.009	0.012	
ANT 2	Hotspot	GPRS 2 Slots	Mode B	5	Edge Left	661	1880	25.6	24.3	0.362	0.488	0.179	0.241	
Antenna(s)	RF Exposure Condition	Mode(s)	Power Mode(s)	Dist. (mm)	Test Position(s)	Channel	Freq. (MHz)	Max Output Pwr (dBm)	Meas. (dBm)	1-g Meas. (W/kg)	1-g Scaled (W/kg)	10-g Meas. (W/kg)	10-g Scaled (W/kg)	Plot No.
ANT 3	Head	GPRS 2 Slots	Mode A	0	Left Cheek	661	1880	28.3	27.2	0.025	0.032	0.014	0.018	
ANT 3	Head	GPRS 2 Slots	Mode A	0	Left Tilt	661	1880	28.3	27.2	0.020	0.026	0.010	0.013	
ANT 3	Head	GPRS 2 Slots	Mode A	0	Right Cheek	661	1880	28.3	27.2	0.018	0.023	0.011	0.014	
ANT 3	Head	GPRS 2 Slots	Mode A	0	Right Tilt	661	1880	28.3	27.2	0.014	0.018	0.008	0.010	
ANT 3	Body & Hotspot	GPRS 2 Slots	Mode B	5	Back	661	1880	27.8	26.8	0.361	0.454	0.196	0.247	
ANT 3	Body & Hotspot	GPRS 2 Slots	Mode B	5	Front	661	1880	27.8	26.8	0.424	0.534	0.236	0.297	
ANT 3	Hotspot	GPRS 2 Slots	Mode B	5	Edge Bottom	661	1880	27.8	26.8	0.095	0.120	0.049	0.062	
ANT 3	Hotspot	GPRS 2 Slots	Mode B	5	Edge Left	512	1850.2	27.8	27.5	0.479	0.513	0.248	0.266	
ANT 3	Hotspot	GPRS 2 Slots	Mode B	5	Edge Left	661	1880	27.8	26.8	0.571	0.719	0.283	0.356	
ANT 3	Hotspot	GPRS 2 Slots	Mode B	5	Edge Left	810	1909.8	27.8	26.7	0.556	0.716	0.280	0.361	
Antenna(s)	RF Exposure Condition	Mode(s)	Power Mode(s)	Dist. (mm)	Test Position(s)	Channel	Freq. (MHz)	Max Output Pwr (dBm)	Meas. (dBm)	1-g Meas. (W/kg)	1-g Scaled (W/kg)	10-g Meas. (W/kg)	10-g Scaled (W/kg)	Plot No.
ANT 4	Head	GPRS 2 Slots	Mode A	0	Left Cheek	661	1880	22.8	21.7	0.517	<b>0.666</b>	0.231	0.298	4
ANT 4	Head	GPRS 2 Slots	Mode A	0	Left Tilt	661	1880	22.8	21.7	0.241	0.310	0.125	0.161	
ANT 4	Head	GPRS 2 Slots	Mode A	0	Right Cheek	661	1880	22.8	21.7	0.203	0.262	0.110	0.142	
ANT 4	Head	GPRS 2 Slots	Mode A	0	Right Tilt	661	1880	22.8	21.7	0.097	0.125	0.056	0.072	
ANT 4	Body & Hotspot	GPRS 2 Slots	Mode B	5	Back	661	1880	24.5	23.5	0.552	<b>0.695</b>	0.264	0.332	5
ANT 4	Body & Hotspot	GPRS 2 Slots	Mode B	5	Front	661	1880	24.5	23.5	0.435	0.548	0.209	0.263	
ANT 4	Hotspot	GPRS 2 Slots	Mode B	5	Edge Top	661	1880	24.5	23.5	0.191	0.240	0.103	0.130	
ANT 4	Hotspot	GPRS 2 Slots	Mode B	5	Edge Right	661	1880	24.5	23.5	0.485	0.611	0.221	0.278	

### 10.3. W-CDMA Band II

Antenna(s)	RF Exposure Condition	Mode(s)	Power Mode(s)	Dist. (mm)	Test Position(s)	Channel	Freq. (MHz)	Max Output Pwr (dBm)	Meas. (dBm)	1-g Meas. (W/kg)	1-g Scaled (W/kg)	10-g Meas. (W/kg)	10-g Scaled (W/kg)	Plot No.
ANT 1	Head	Rel. 99	Mode A	0	Left Cheek	9400	1880	24.5	23.7	0.105	0.126	0.066	0.079	
ANT 1	Head	Rel. 99	Mode A	0	Left Tilt	9400	1880	24.5	23.7	0.087	0.105	0.052	0.063	
ANT 1	Head	Rel. 99	Mode A	0	Right Cheek	9400	1880	24.5	23.7	0.240	0.289	0.148	0.178	
ANT 1	Head	Rel. 99	Mode A	0	Right Tilt	9400	1880	24.5	23.7	0.094	0.113	0.058	0.070	
ANT 1	Body & Hotspot	Rel. 99	Mode B	5	Back	9400	1880	19.6	19.1	0.478	0.536	0.245	0.275	
ANT 1	Body & Hotspot	Rel. 99	Mode B	5	Front	9400	1880	19.6	19.1	0.273	0.306	0.144	0.162	
ANT 1	Hotspot	Rel. 99	Mode B	5	Edge Right	9400	1880	19.6	19.1	0.513	0.576	0.228	0.256	
ANT 1	Hotspot	Rel. 99	Mode B	5	Edge Bottom	9262	1852.4	19.6	19.1	0.811	0.910	0.378	0.424	
ANT 1	Hotspot	Rel. 99	Mode B	5	Edge Bottom	9400	1880	19.6	19.1	0.623	0.699	0.292	0.328	
ANT 1	Hotspot	Rel. 99	Mode B	5	Edge Bottom	9538	1907.6	19.6	19.1	0.445	0.499	0.208	0.233	
ANT 1	Hotspot	Rel. 99	Mode B	5	Edge Left	9400	1880	19.6	19.1	0.023	0.026	0.011	0.012	
Antenna(s)	RF Exposure Condition	Mode(s)	Power Mode(s)	Dist. (mm)	Test Position(s)	Channel	Freq. (MHz)	Max Output Pwr (dBm)	Meas. (dBm)	1-g Meas. (W/kg)	1-g Scaled (W/kg)	10-g Meas. (W/kg)	10-g Scaled (W/kg)	Plot No.
ANT 2	Head	Rel. 99	Mode A	0	Left Cheek	9400	1880	19.8	19.0	0.348	0.418	0.184	0.221	
ANT 2	Head	Rel. 99	Mode A	0	Left Tilt	9400	1880	19.8	19.0	0.369	0.444	0.182	0.219	
ANT 2	Head	Rel. 99	Mode A	0	Right Cheek	9400	1880	19.8	19.0	0.644	0.774	0.345	0.415	
ANT 2	Head	Rel. 99	Mode A	0	Right Tilt	9400	1880	19.8	19.0	0.601	0.723	0.292	0.351	
ANT 2	Body & Hotspot	Rel. 99	Mode B	5	Back	9262	1852.4	19.6	18.8	0.755	<b>0.908</b>	0.352	0.423	8
ANT 2	Body & Hotspot	Rel. 99	Mode B	5	Back	9400	1880	19.6	18.7	0.675	0.830	0.302	0.372	
ANT 2	Body & Hotspot	Rel. 99	Mode B	5	Back	9538	1907.6	19.6	18.7	0.686	0.844	0.305	0.375	
ANT 2	Body & Hotspot	Rel. 99	Mode B	5	Front	9400	1880	19.6	18.7	0.301	0.370	0.152	0.187	
ANT 2	Hotspot	Rel. 99	Mode B	5	Edge Top	9262	1852.4	19.6	18.8	0.780	<b>0.938</b>	0.356	0.428	9
ANT 2	Hotspot	Rel. 99	Mode B	5	Edge Top	9400	1880	19.6	18.7	0.663	0.816	0.305	0.375	
ANT 2	Hotspot	Rel. 99	Mode B	5	Edge Top	9538	1907.6	19.6	18.7	0.532	0.655	0.247	0.304	
ANT 2	Hotspot	Rel. 99	Mode B	5	Edge Right	9400	1880	19.6	18.7	0.010	0.012	0.005	0.006	
ANT 2	Hotspot	Rel. 99	Mode B	5	Edge Left	9400	1880	19.6	18.7	0.430	0.529	0.222	0.273	
Antenna(s)	RF Exposure Condition	Mode(s)	Power Mode(s)	Dist. (mm)	Test Position(s)	Channel	Freq. (MHz)	Max Output Pwr (dBm)	Meas. (dBm)	1-g Meas. (W/kg)	1-g Scaled (W/kg)	10-g Meas. (W/kg)	10-g Scaled (W/kg)	Plot No.
ANT 3	Head	Rel. 99	Mode A	0	Left Cheek	9400	1880	22.3	21.6	0.186	0.219	0.121	0.142	
ANT 3	Head	Rel. 99	Mode A	0	Left Tilt	9400	1880	22.3	21.6	0.194	0.228	0.112	0.132	
ANT 3	Head	Rel. 99	Mode A	0	Right Cheek	9400	1880	22.3	21.6	0.174	0.204	0.109	0.128	
ANT 3	Head	Rel. 99	Mode A	0	Right Tilt	9400	1880	22.3	21.6	0.096	0.113	0.058	0.068	
ANT 3	Body & Hotspot	Rel. 99	Mode B	5	Back	9400	1880	21.8	21.5	0.633	0.678	0.331	0.355	
ANT 3	Body & Hotspot	Rel. 99	Mode B	5	Front	9400	1880	21.8	21.5	0.552	0.591	0.297	0.318	
ANT 3	Hotspot	Rel. 99	Mode B	5	Edge Bottom	9400	1880	21.8	21.5	0.127	0.136	0.060	0.064	
ANT 3	Hotspot	Rel. 99	Mode B	5	Edge Left	9262	1852.4	21.8	21.4	0.718	0.787	0.363	0.398	
ANT 3	Hotspot	Rel. 99	Mode B	5	Edge Left	9400	1880	21.8	21.5	0.858	0.919	0.444	0.476	
ANT 3	Hotspot	Rel. 99	Mode B	5	Edge Left	9538	1907.6	21.8	21.4	0.808	0.886	0.407	0.446	
Antenna(s)	RF Exposure Condition	Mode(s)	Power Mode(s)	Dist. (mm)	Test Position(s)	Channel	Freq. (MHz)	Max Output Pwr (dBm)	Meas. (dBm)	1-g Meas. (W/kg)	1-g Scaled (W/kg)	10-g Meas. (W/kg)	10-g Scaled (W/kg)	Plot No.
ANT 4	Head	Rel. 99	Mode A	0	Left Cheek	9262	1852.4	16.8	16.1	0.765	0.899	0.345	0.405	
ANT 4	Head	Rel. 99	Mode A	0	Left Cheek	9400	1880	16.8	16.2	0.803	0.922	0.363	0.417	
ANT 4	Head	Rel. 99	Mode A	0	Left Cheek	9538	1907.6	16.8	16.3	0.830	<b>0.931</b>	0.358	0.402	7
ANT 4	Head	Rel. 99	Mode A	0	Left Tilt	9400	1880	16.8	16.2	0.302	0.347	0.155	0.178	
ANT 4	Head	Rel. 99	Mode A	0	Right Cheek	9400	1880	16.8	16.2	0.291	0.334	0.151	0.173	
ANT 4	Head	Rel. 99	Mode A	0	Right Tilt	9400	1880	16.8	16.2	0.139	0.160	0.077	0.088	
ANT 4	Body & Hotspot	Rel. 99	Mode B	5	Back	9400	1880	18.5	17.7	0.633	0.761	0.298	0.358	
ANT 4	Body & Hotspot	Rel. 99	Mode B	5	Front	9400	1880	18.5	17.7	0.493	0.593	0.237	0.285	
ANT 4	Hotspot	Rel. 99	Mode B	5	Edge Top	9400	1880	18.5	17.7	0.220	0.264	0.118	0.142	
ANT 4	Hotspot	Rel. 99	Mode B	5	Edge Right	9400	1880	18.5	17.7	0.651	0.783	0.298	0.358	

### 10.4. W-CDMA Band IV

Antenna(s)	RF Exposure Condition	Mode(s)	Power Mode(s)	Dist. (mm)	Test Position(s)	Channel	Freq. (MHz)	Max Output Pwr (dBm)	Meas. (dBm)	1-g Meas. (W/kg)	1-g Scaled (W/kg)	10-g Meas. (W/kg)	10-g Scaled (W/kg)	Plot No.
ANT 1	Head	Rel. 99	Mode A	0	Left Cheek	1413	1732.6	24.2	23.5	0.071	0.084	0.049	0.058	
ANT 1	Head	Rel. 99	Mode A	0	Left Tilt	1413	1732.6	24.2	23.5	0.060	0.071	0.039	0.046	
ANT 1	Head	Rel. 99	Mode A	0	Right Cheek	1413	1732.6	24.2	23.5	0.100	0.118	0.066	0.078	
ANT 1	Head	Rel. 99	Mode A	0	Right Tilt	1413	1732.6	24.2	23.5	0.067	0.079	0.044	0.052	
ANT 1	Body & Hotspot	Rel. 99	Mode B	5	Back	1413	1732.6	20.0	19.0	0.412	0.519	0.222	0.279	
ANT 1	Body & Hotspot	Rel. 99	Mode B	5	Front	1413	1732.6	20.0	19.0	0.300	0.378	0.157	0.198	
ANT 1	Hotspot	Rel. 99	Mode B	5	Edge Right	1413	1732.6	20.0	19.0	0.124	0.156	0.060	0.076	
ANT 1	Hotspot	Rel. 99	Mode B	5	Edge Bottom	1312	1712.4	20.0	19.0	0.617	0.777	0.304	0.383	
ANT 1	Hotspot	Rel. 99	Mode B	5	Edge Bottom	1413	1732.6	20.0	19.0	0.631	0.794	0.309	0.389	
ANT 1	Hotspot	Rel. 99	Mode B	5	Edge Bottom	1513	1752.6	20.0	19.0	0.634	0.798	0.306	0.385	
ANT 1	Hotspot	Rel. 99	Mode B	5	Edge Left	1413	1732.6	20.0	19.0	0.029	0.037	0.016	0.020	
Antenna(s)	RF Exposure Condition	Mode(s)	Power Mode(s)	Dist. (mm)	Test Position(s)	Channel	Freq. (MHz)	Max Output Pwr (dBm)	Meas. (dBm)	1-g Meas. (W/kg)	1-g Scaled (W/kg)	10-g Meas. (W/kg)	10-g Scaled (W/kg)	Plot No.
ANT 2	Head	Rel. 99	Mode A	0	Left Cheek	1413	1732.6	18.1	17.1	0.589	0.742	0.269	0.339	
ANT 2	Head	Rel. 99	Mode A	0	Left Tilt	1413	1732.6	18.1	17.1	0.604	0.760	0.275	0.346	
ANT 2	Head	Rel. 99	Mode A	0	Right Cheek	1413	1732.6	18.1	17.1	0.611	0.769	0.288	0.363	
ANT 2	Head	Rel. 99	Mode A	0	Right Tilt	1312	1712.4	18.1	17.1	0.730	<b>0.919</b>	0.334	0.420	10
ANT 2	Head	Rel. 99	Mode A	0	Right Tilt	1413	1732.6	18.1	17.1	0.722	0.909	0.331	0.417	
ANT 2	Head	Rel. 99	Mode A	0	Right Tilt	1513	1752.6	18.1	17.1	0.727	0.915	0.335	0.422	
ANT 2	Body & Hotspot	Rel. 99	Mode B	5	Back	1413	1732.6	18.3	17.4	0.646	0.795	0.315	0.388	
ANT 2	Body & Hotspot	Rel. 99	Mode B	5	Front	1413	1732.6	18.3	17.4	0.423	0.520	0.206	0.253	
ANT 2	Hotspot	Rel. 99	Mode B	5	Edge Top	1312	1712.4	18.3	17.3	0.639	0.804	0.290	0.365	
ANT 2	Hotspot	Rel. 99	Mode B	5	Edge Top	1413	1732.6	18.3	17.4	0.676	0.832	0.307	0.378	
ANT 2	Hotspot	Rel. 99	Mode B	5	Edge Top	1513	1752.6	18.3	17.3	0.698	0.879	0.317	0.399	
ANT 2	Hotspot	Rel. 99	Mode B	5	Edge Right	1413	1732.6	18.3	17.4	0.018	0.022	0.010	0.012	
ANT 2	Hotspot	Rel. 99	Mode B	5	Edge Left	1413	1732.6	18.3	17.4	0.088	0.108	0.044	0.054	
Antenna(s)	RF Exposure Condition	Mode(s)	Power Mode(s)	Dist. (mm)	Test Position(s)	Channel	Freq. (MHz)	Max Output Pwr (dBm)	Meas. (dBm)	1-g Meas. (W/kg)	1-g Scaled (W/kg)	10-g Meas. (W/kg)	10-g Scaled (W/kg)	Plot No.
ANT 3	Head	Rel. 99	Mode A	0	Left Cheek	1413	1732.6	21.6	21.0	0.236	0.271	0.151	0.173	
ANT 3	Head	Rel. 99	Mode A	0	Left Tilt	1413	1732.6	21.6	21.0	0.101	0.116	0.065	0.075	
ANT 3	Head	Rel. 99	Mode A	0	Right Cheek	1413	1732.6	21.6	21.0	0.071	0.082	0.049	0.056	
ANT 3	Head	Rel. 99	Mode A	0	Right Tilt	1413	1732.6	21.6	21.0	0.087	0.100	0.058	0.067	
ANT 3	Body & Hotspot	Rel. 99	Mode B	5	Back	1312	1712.4	22.1	21.5	0.659	0.757	0.361	0.414	
ANT 3	Body & Hotspot	Rel. 99	Mode B	5	Back	1413	1732.6	22.1	21.3	0.670	0.806	0.376	0.452	
ANT 3	Body & Hotspot	Rel. 99	Mode B	5	Back	1513	1752.6	22.1	21.2	0.690	<b>0.849</b>	0.377	0.464	11
ANT 3	Body & Hotspot	Rel. 99	Mode B	5	Front	1413	1732.6	22.1	21.3	0.452	0.543	0.264	0.317	
ANT 3	Hotspot	Rel. 99	Mode B	5	Edge Bottom	1413	1732.6	22.1	21.3	0.108	0.130	0.054	0.065	
ANT 3	Hotspot	Rel. 99	Mode B	5	Edge Left	1312	1712.4	22.1	21.5	0.542	0.622	0.303	0.348	
ANT 3	Hotspot	Rel. 99	Mode B	5	Edge Left	1413	1732.6	22.1	21.3	0.622	0.748	0.344	0.414	
ANT 3	Hotspot	Rel. 99	Mode B	5	Edge Left	1513	1752.6	22.1	21.2	0.654	0.805	0.360	0.443	
Antenna(s)	RF Exposure Condition	Mode(s)	Power Mode(s)	Dist. (mm)	Test Position(s)	Channel	Freq. (MHz)	Max Output Pwr (dBm)	Meas. (dBm)	1-g Meas. (W/kg)	1-g Scaled (W/kg)	10-g Meas. (W/kg)	10-g Scaled (W/kg)	Plot No.
ANT 4	Head	Rel. 99	Mode A	0	Left Cheek	1413	1732.6	18.2	17.8	0.687	0.753	0.330	0.362	
ANT 4	Head	Rel. 99	Mode A	0	Left Tilt	1413	1732.6	18.2	17.8	0.415	0.455	0.212	0.232	
ANT 4	Head	Rel. 99	Mode A	0	Right Cheek	1413	1732.6	18.2	17.8	0.163	0.179	0.096	0.105	
ANT 4	Head	Rel. 99	Mode A	0	Right Tilt	1413	1732.6	18.2	17.8	0.119	0.130	0.068	0.075	
ANT 4	Body & Hotspot	Rel. 99	Mode B	5	Back	1413	1732.6	20.0	19.6	0.587	0.644	0.300	0.329	
ANT 4	Body & Hotspot	Rel. 99	Mode B	5	Front	1413	1732.6	20.0	19.6	0.486	0.533	0.246	0.270	
ANT 4	Hotspot	Rel. 99	Mode B	5	Edge Top	1413	1732.6	20.0	19.6	0.220	0.241	0.105	0.115	
ANT 4	Hotspot	Rel. 99	Mode B	5	Edge Right	1312	1712.4	20.0	19.6	0.628	0.689	0.303	0.332	
ANT 4	Hotspot	Rel. 99	Mode B	5	Edge Right	1413	1732.6	20.0	19.6	0.777	0.852	0.373	0.409	
ANT 4	Hotspot	Rel. 99	Mode B	5	Edge Right	1513	1752.6	20.0	19.6	0.805	<b>0.883</b>	0.380	0.417	12

### 10.5. W-CDMA Band V

Antenna(s)	RF Exposure Condition	Mode(s)	Power Mode(s)	Dist. (mm)	Test Position(s)	Channel	Freq. (MHz)	Max Output Pwr (dBm)	Meas. (dBm)	1-g Meas. (W/kg)	1-g Scaled (W/kg)	10-g Meas. (W/kg)	10-g Scaled (W/kg)	Plot No.
ANT 1	Head	Rel. 99	Mode A	0	Left Cheek	4183	836.6	25.7	25.0	0.259	0.304	0.194	0.228	
ANT 1	Head	Rel. 99	Mode A	0	Left Tilt	4183	836.6	25.7	25.0	0.159	0.187	0.128	0.150	
ANT 1	Head	Rel. 99	Mode A	0	Right Cheek	4183	836.6	25.7	25.0	0.292	0.343	0.223	0.262	
ANT 1	Head	Rel. 99	Mode A	0	Right Tilt	4183	836.6	25.7	25.0	0.234	0.275	0.186	0.219	
ANT 1	Body & Hotspot	Rel. 99	Mode B	5	Back	4183	836.6	25.7	25.0	0.427	0.502	0.279	0.328	
ANT 1	Body & Hotspot	Rel. 99	Mode B	5	Front	4183	836.6	25.7	25.0	0.321	0.377	0.211	0.248	
ANT 1	Hotspot	Rel. 99	Mode B	5	Edge Right	4183	836.6	25.7	25.0	0.441	0.518	0.288	0.338	
ANT 1	Hotspot	Rel. 99	Mode B	5	Edge Bottom	4183	836.6	25.7	25.0	0.111	0.130	0.054	0.063	
ANT 1	Hotspot	Rel. 99	Mode B	5	Edge Left	4183	836.6	25.7	25.0	0.298	0.350	0.193	0.227	
Antenna(s)	RF Exposure Condition	Mode(s)	Power Mode(s)	Dist. (mm)	Test Position(s)	Channel	Freq. (MHz)	Max Output Pwr (dBm)	Meas. (dBm)	1-g Meas. (W/kg)	1-g Scaled (W/kg)	10-g Meas. (W/kg)	10-g Scaled (W/kg)	Plot No.
ANT 2	Head	Rel. 99	Mode A	0	Left Cheek	4183	836.6	23.5	22.3	0.583	0.769	0.362	0.477	
ANT 2	Head	Rel. 99	Mode A	0	Left Tilt	4183	836.6	23.5	22.3	0.458	0.604	0.246	0.324	
ANT 2	Head	Rel. 99	Mode A	0	Right Cheek	4132	826.4	23.5	22.5	0.656	0.826	0.370	0.466	
ANT 2	Head	Rel. 99	Mode A	0	Right Cheek	4183	836.6	23.5	22.3	0.691	<b>0.911</b>	0.422	0.556	13
ANT 2	Head	Rel. 99	Mode A	0	Right Cheek	4233	846.6	23.5	22.4	0.619	0.797	0.351	0.452	
ANT 2	Head	Rel. 99	Mode A	0	Right Tilt	4183	836.6	23.5	22.3	0.475	0.626	0.252	0.332	
ANT 2	Body & Hotspot	Rel. 99	Mode B	5	Back	4183	836.6	25.2	24.0	0.531	<b>0.700</b>	0.304	0.401	14
ANT 2	Body & Hotspot	Rel. 99	Mode B	5	Front	4183	836.6	25.2	24.0	0.362	0.477	0.203	0.268	
ANT 2	Hotspot	Rel. 99	Mode B	5	Edge Top	4183	836.6	25.2	24.0	0.377	0.497	0.176	0.232	
ANT 2	Hotspot	Rel. 99	Mode B	5	Edge Right	4183	836.6	25.2	24.0	0.152	0.200	0.098	0.129	
ANT 2	Hotspot	Rel. 99	Mode B	5	Edge Left	4183	836.6	25.2	24.0	0.539	<b>0.711</b>	0.351	0.463	15



### 10.6. LTE Band 5 (10MHz Bandwidth)

Antenna(s)	RF Exposure Condition	Mode(s)	Power Mode(s)	Dist. (mm)	Test Position(s)	Channel	Freq. (MHz)	RB Allocation	RB Offset	Max Output Pwr (dBm)	Meas. (dBm)	1-g Meas. (W/kg)	1-g Scaled (W/kg)	10-g Meas. (W/kg)	10-g Scaled (W/kg)	Plot No.
ANT 1	Head	QPSK	Mode A	0	Left Cheek	20525	836.5	1	25	25.7	25.3	0.218	0.239	0.166	0.182	
ANT 1	Head	QPSK	Mode A	0	Left Cheek	20525	836.5	25	12	24.7	24.4	0.176	0.189	0.141	0.151	
ANT 1	Head	QPSK	Mode A	0	Left Tilt	20525	836.5	1	25	25.7	25.3	0.104	0.114	0.079	0.087	
ANT 1	Head	QPSK	Mode A	0	Left Tilt	20525	836.5	25	12	24.7	24.4	0.086	0.092	0.067	0.072	
ANT 1	Head	QPSK	Mode A	0	Right Cheek	20525	836.5	1	25	25.7	25.3	0.230	0.252	0.183	0.201	
ANT 1	Head	QPSK	Mode A	0	Right Cheek	20525	836.5	25	12	24.7	24.4	0.193	0.207	0.153	0.164	
ANT 1	Head	QPSK	Mode A	0	Right Tilt	20525	836.5	1	25	25.7	25.3	0.109	0.120	0.087	0.095	
ANT 1	Head	QPSK	Mode A	0	Right Tilt	20525	836.5	25	12	24.7	24.4	0.092	0.099	0.074	0.079	
ANT 1	Body & Hotspot	QPSK	Mode B	5	Back	20525	836.5	1	25	25.7	25.3	0.359	0.394	0.239	0.262	
ANT 1	Body & Hotspot	QPSK	Mode B	5	Back	20525	836.5	25	12	24.7	24.4	0.309	0.331	0.212	0.227	
ANT 1	Body & Hotspot	QPSK	Mode B	5	Front	20525	836.5	1	25	25.7	25.3	0.307	0.337	0.205	0.225	
ANT 1	Body & Hotspot	QPSK	Mode B	5	Front	20525	836.5	25	12	24.7	24.4	0.263	0.282	0.177	0.190	
ANT 1	Hotspot	QPSK	Mode B	5	Edge Right	20525	836.5	1	25	25.7	25.3	0.473	0.519	0.314	0.344	
ANT 1	Hotspot	QPSK	Mode B	5	Edge Right	20525	836.5	25	12	24.7	24.4	0.407	0.436	0.270	0.289	
ANT 1	Hotspot	QPSK	Mode B	5	Edge Bottom	20525	836.5	1	25	25.7	25.3	0.108	0.118	0.051	0.056	
ANT 1	Hotspot	QPSK	Mode B	5	Edge Bottom	20525	836.5	25	12	24.7	24.4	0.095	0.102	0.045	0.048	
ANT 1	Hotspot	QPSK	Mode B	5	Edge Left	20525	836.5	1	25	25.7	25.3	0.313	0.343	0.206	0.226	
ANT 1	Hotspot	QPSK	Mode B	5	Edge Left	20525	836.5	25	12	24.7	24.4	0.265	0.284	0.175	0.188	
Antenna(s)	RF Exposure Condition	Mode(s)	Power Mode(s)	Dist. (mm)	Test Position(s)	Channel	Freq. (MHz)	RB Allocation	RB Offset	Max Output Pwr (dBm)	Meas. (dBm)	1-g Meas. (W/kg)	1-g Scaled (W/kg)	10-g Meas. (W/kg)	10-g Scaled (W/kg)	Plot No.
ANT 2	Head	QPSK	Mode A	0	Left Cheek	20525	836.5	1	25	23.5	22.4	0.506	0.652	0.310	0.399	
ANT 2	Head	QPSK	Mode A	0	Left Cheek	20525	836.5	25	12	23.5	22.4	0.515	0.663	0.312	0.402	
ANT 2	Head	QPSK	Mode A	0	Left Tilt	20525	836.5	1	25	23.5	22.4	0.357	0.460	0.191	0.246	
ANT 2	Head	QPSK	Mode A	0	Left Tilt	20525	836.5	25	12	23.5	22.4	0.363	0.468	0.195	0.251	
ANT 2	Head	QPSK	Mode A	0	Right Cheek	20525	836.5	1	25	23.5	22.4	0.700	0.902	0.413	0.532	
ANT 2	Head	QPSK	Mode A	0	Right Cheek	20525	836.5	25	12	23.5	22.4	0.711	<b>0.916</b>	0.419	0.540	16
ANT 2	Head	QPSK	Mode A	0	Right Cheek	20525	836.5	50	0	23.5	22.4	0.704	0.907	0.434	0.559	
ANT 2	Head	QPSK	Mode A	0	Right Tilt	20525	836.5	1	25	23.5	22.4	0.502	0.647	0.256	0.330	
ANT 2	Head	QPSK	Mode A	0	Right Tilt	20525	836.5	25	12	23.5	22.4	0.514	0.662	0.262	0.338	
ANT 2	Body & Hotspot	QPSK	Mode B	5	Back	20525	836.5	1	25	25.2	24.1	0.534	<b>0.688</b>	0.302	0.389	17
ANT 2	Body & Hotspot	QPSK	Mode B	5	Back	20525	836.5	25	12	24.2	23.4	0.458	0.551	0.261	0.314	
ANT 2	Body & Hotspot	QPSK	Mode B	5	Front	20525	836.5	1	25	25.2	24.1	0.371	0.478	0.221	0.285	
ANT 2	Body & Hotspot	QPSK	Mode B	5	Front	20525	836.5	25	12	24.2	23.4	0.318	0.382	0.190	0.228	
ANT 2	Hotspot	QPSK	Mode B	5	Edge Top	20525	836.5	1	25	25.2	24.1	0.388	0.500	0.178	0.229	
ANT 2	Hotspot	QPSK	Mode B	5	Edge Top	20525	836.5	25	12	24.2	23.4	0.337	0.405	0.154	0.185	
ANT 2	Hotspot	QPSK	Mode B	5	Edge Right	20525	836.5	1	25	25.2	24.1	0.121	0.156	0.078	0.100	
ANT 2	Hotspot	QPSK	Mode B	5	Edge Right	20525	836.5	25	12	24.2	23.4	0.104	0.125	0.066	0.079	
ANT 2	Hotspot	QPSK	Mode B	5	Edge Left	20525	836.5	1	25	25.2	24.1	0.431	<b>0.555</b>	0.217	0.280	18
ANT 2	Hotspot	QPSK	Mode B	5	Edge Left	20525	836.5	25	12	24.2	23.4	0.372	0.447	0.186	0.224	

### UL CA 5B

Antenna	RF Exposure Conditions	Mode	Power Mode	Dist. (mm)	Test Position(s)	PCC UL				SCC UL				Power (dBm)		1-g SAR (W/kg)		10-g SAR (W/kg)		Plot No.
						Ch #	Freq. (MHz)	RB Allocation	RB Offset	Ch #	Freq. (MHz)	RB Allocation	RB Offset	Tune-up limit	Meas.	Meas.	Scaled	Meas.	Scaled	
ANT 1	Head	QPSK	Mode A	0	Right Cheek	20476	831.6	1	49	20575	841.5	1	0	25.7	25.1	0.241	0.277	0.183	0.210	-
	Body & Hotspot	QPSK	Mode B	5	Back	20476	831.6	1	49	20575	841.5	1	0	25.7	25.1	0.362	0.416	0.234	0.269	-
	Hotspot	QPSK	Mode B	5	Edge Right	20476	831.6	1	49	20575	841.5	1	0	25.7	25.1	0.442	0.507	0.286	0.328	-
Antenna	RF Exposure Conditions	Mode	Power Mode	Dist. (mm)	Test Position(s)	PCC UL				SCC UL				Power (dBm)		1-g SAR (W/kg)		10-g SAR (W/kg)		Plot No.
						Ch #	Freq. (MHz)	RB Allocation	RB Offset	Ch #	Freq. (MHz)	RB Allocation	RB Offset	Tune-up limit	Meas.	Meas.	Scaled	Meas.	Scaled	
ANT 2	Head	QPSK	Mode A	0	Right Cheek	20476	831.6	1	49	20575	841.5	1	0	23.5	22.4	0.662	0.853	0.399	0.514	-
	Body & Hotspot	QPSK	Mode B	5	Back	20476	831.6	1	49	20575	841.5	1	0	25.2	24.2	0.558	0.702	0.318	0.400	-

**Note(s):**

PCC RB allocation setting for UL CA has been adjusted based on the worst-case power.

### 10.7. LTE Band 7 (20MHz Bandwidth)

Antenna(s)	RF Exposure Condition	Mode(s)	Power Mode(s)	Dist. (mm)	Test Position(s)	Channel	Freq. (MHz)	RB Allocation	RB Offset	Max Output Pwr (dBm)	Meas. (dBm)	1-g Meas. (W/kg)	1-g Scaled (W/kg)	10-g Meas. (W/kg)	10-g Scaled (W/kg)	Plot No.
ANT 1	Head	QPSK	Mode A	0	Left Cheek	21100	2535	1	99	24.7	24.0	0.205	0.241	0.117	0.137	
ANT 1	Head	QPSK	Mode A	0	Left Cheek	21100	2535	50	50	24.7	24.0	0.212	0.249	0.122	0.143	
ANT 1	Head	QPSK	Mode A	0	Left Tilt	21100	2535	1	99	24.7	24.0	0.203	0.239	0.104	0.122	
ANT 1	Head	QPSK	Mode A	0	Left Tilt	21100	2535	50	50	24.7	24.0	0.209	0.246	0.107	0.126	
ANT 1	Head	QPSK	Mode A	0	Right Cheek	21100	2535	1	99	24.7	24.0	0.421	0.495	0.227	0.267	
ANT 1	Head	QPSK	Mode A	0	Right Cheek	21100	2535	50	50	24.7	24.0	0.432	0.508	0.233	0.274	
ANT 1	Head	QPSK	Mode A	0	Right Tilt	21100	2535	1	99	24.7	24.0	0.109	0.128	0.063	0.074	
ANT 1	Head	QPSK	Mode A	0	Right Tilt	21100	2535	50	50	24.7	24.0	0.133	0.156	0.072	0.085	
ANT 1	Body & Hotspot	QPSK	Mode B	5	Back	21100	2535	1	49	20.8	19.8	0.457	0.575	0.217	0.273	
ANT 1	Body & Hotspot	QPSK	Mode B	5	Back	21100	2535	50	50	20.8	19.8	0.471	0.593	0.224	0.282	
ANT 1	Body & Hotspot	QPSK	Mode B	5	Front	21100	2535	1	49	20.8	19.8	0.375	0.472	0.195	0.245	
ANT 1	Body & Hotspot	QPSK	Mode B	5	Front	21100	2535	50	50	20.8	19.8	0.377	0.475	0.195	0.245	
ANT 1	Hotspot	QPSK	Mode B	5	Edge Right	20850	2510	1	0	20.8	19.7	0.591	0.761	0.260	0.335	
ANT 1	Hotspot	QPSK	Mode B	5	Edge Right	20850	2510	50	24	20.8	19.8	0.609	0.767	0.267	0.336	
ANT 1	Hotspot	QPSK	Mode B	5	Edge Right	21100	2535	1	49	20.8	19.8	0.715	<b>0.900</b>	0.307	0.386	21
ANT 1	Hotspot	QPSK	Mode B	5	Edge Right	21100	2535	50	50	20.8	19.8	0.714	0.899	0.306	0.385	
ANT 1	Hotspot	QPSK	Mode B	5	Edge Right	21100	2535	100	0	20.8	19.9	0.716	0.881	0.305	0.375	
ANT 1	Hotspot	QPSK	Mode B	5	Edge Right	21350	2560	1	99	20.8	19.8	0.594	0.748	0.258	0.325	
ANT 1	Hotspot	QPSK	Mode B	5	Edge Right	21350	2560	50	50	20.8	19.9	0.605	0.744	0.265	0.326	
ANT 1	Hotspot	QPSK	Mode B	5	Edge Bottom	21100	2535	1	49	20.8	19.8	0.425	0.535	0.178	0.224	
ANT 1	Hotspot	QPSK	Mode B	5	Edge Bottom	21100	2535	50	50	20.8	19.8	0.429	0.540	0.180	0.227	
ANT 1	Hotspot	QPSK	Mode B	5	Edge Left	21100	2535	1	49	20.8	19.8	0.026	0.033	0.012	0.015	
ANT 1	Hotspot	QPSK	Mode B	5	Edge Left	21100	2535	50	50	20.8	19.8	0.022	0.028	0.010	0.013	
ANT 2	Head	QPSK	Mode A	0	Left Cheek	21100	2535	1	49	17.7	16.6	0.400	0.515	0.154	0.198	
ANT 2	Head	QPSK	Mode A	0	Left Cheek	21100	2535	50	24	17.7	16.6	0.406	0.523	0.156	0.201	
ANT 2	Head	QPSK	Mode A	0	Left Tilt	21100	2535	1	49	17.7	16.6	0.483	0.622	0.177	0.228	
ANT 2	Head	QPSK	Mode A	0	Left Tilt	21100	2535	50	24	17.7	16.6	0.494	0.636	0.180	0.232	
ANT 2	Head	QPSK	Mode A	0	Right Cheek	21100	2535	1	49	17.7	16.6	0.598	0.770	0.249	0.321	
ANT 2	Head	QPSK	Mode A	0	Right Cheek	21100	2535	50	24	17.7	16.6	0.611	0.787	0.254	0.327	
ANT 2	Head	QPSK	Mode A	0	Right Tilt	21100	2535	1	49	17.7	16.6	0.611	0.787	0.232	0.299	
ANT 2	Head	QPSK	Mode A	0	Right Tilt	21100	2535	50	24	17.7	16.6	0.620	0.799	0.235	0.303	
ANT 2	Body & Hotspot	QPSK	Mode B	5	Back	20850	2510	1	0	19.0	17.9	0.586	0.755	0.258	0.332	
ANT 2	Body & Hotspot	QPSK	Mode B	5	Back	20850	2510	50	24	19.0	18.0	0.623	0.784	0.275	0.346	
ANT 2	Body & Hotspot	QPSK	Mode B	5	Back	20850	2510	100	0	19.0	17.9	0.623	0.803	0.274	0.353	
ANT 2	Body & Hotspot	QPSK	Mode B	5	Back	21100	2535	1	49	19.0	17.8	0.621	0.819	0.273	0.360	
ANT 2	Body & Hotspot	QPSK	Mode B	5	Back	21100	2535	50	24	19.0	17.8	0.633	0.834	0.278	0.366	
ANT 2	Body & Hotspot	QPSK	Mode B	5	Back	21350	2560	1	49	19.0	17.9	0.707	0.911	0.302	0.389	
ANT 2	Body & Hotspot	QPSK	Mode B	5	Back	21350	2560	50	24	19.0	17.9	0.722	0.930	0.308	0.397	
ANT 2	Body & Hotspot	QPSK	Mode B	5	Front	21100	2535	1	49	19.0	17.8	0.373	0.492	0.161	0.212	
ANT 2	Body & Hotspot	QPSK	Mode B	5	Front	21100	2535	50	24	19.0	17.8	0.372	0.490	0.161	0.212	
ANT 2	Hotspot	QPSK	Mode B	5	Edge Top	21100	2535	1	49	19.0	17.8	0.412	0.543	0.152	0.200	
ANT 2	Hotspot	QPSK	Mode B	5	Edge Top	21100	2535	50	24	19.0	17.8	0.420	0.554	0.154	0.203	
ANT 2	Hotspot	QPSK	Mode B	5	Edge Right	21100	2535	1	49	19.0	17.8	0.029	0.038	0.015	0.020	
ANT 2	Hotspot	QPSK	Mode B	5	Edge Right	21100	2535	50	24	19.0	17.8	0.035	0.046	0.017	0.022	
ANT 2	Hotspot	QPSK	Mode B	5	Edge Left	21100	2535	1	49	19.0	17.8	0.598	0.788	0.271	0.357	
ANT 2	Hotspot	QPSK	Mode B	5	Edge Left	21100	2535	50	24	19.0	17.8	0.604	0.796	0.273	0.360	
ANT 3	Head	QPSK	Mode A	0	Left Cheek	21100	2535	1	99	23.3	23.0	0.408	0.437	0.222	0.238	
ANT 3	Head	QPSK	Mode A	0	Left Cheek	21100	2535	50	24	23.3	23.1	0.378	0.396	0.203	0.213	
ANT 3	Head	QPSK	Mode A	0	Left Tilt	21100	2535	1	99	23.3	23.0	0.149	0.160	0.080	0.086	
ANT 3	Head	QPSK	Mode A	0	Left Tilt	21100	2535	50	24	23.3	23.1	0.171	0.179	0.089	0.093	
ANT 3	Head	QPSK	Mode A	0	Right Cheek	21100	2535	1	99	23.3	23.0	0.198	0.212	0.110	0.118	
ANT 3	Head	QPSK	Mode A	0	Right Cheek	21100	2535	50	24	23.3	23.1	0.177	0.185	0.099	0.104	
ANT 3	Head	QPSK	Mode A	0	Right Tilt	21100	2535	1	99	23.3	23.0	0.246	0.264	0.122	0.131	
ANT 3	Head	QPSK	Mode A	0	Right Tilt	21100	2535	50	24	23.3	23.1	0.220	0.230	0.108	0.113	
ANT 3	Body & Hotspot	QPSK	Mode B	5	Back	21100	2535	1	99	20.5	19.5	0.443	0.558	0.218	0.274	
ANT 3	Body & Hotspot	QPSK	Mode B	5	Back	21100	2535	50	24	20.5	19.5	0.420	0.529	0.195	0.245	
ANT 3	Body & Hotspot	QPSK	Mode B	5	Front	21100	2535	1	99	20.5	19.5	0.471	0.593	0.231	0.291	
ANT 3	Body & Hotspot	QPSK	Mode B	5	Front	21100	2535	50	24	20.5	19.5	0.442	0.556	0.219	0.276	
ANT 3	Hotspot	QPSK	Mode B	5	Edge Bottom	21100	2535	1	99	20.5	19.5	0.168	0.211	0.077	0.097	
ANT 3	Hotspot	QPSK	Mode B	5	Edge Bottom	21100	2535	50	24	20.5	19.5	0.159	0.200	0.073	0.092	
ANT 3	Hotspot	QPSK	Mode B	5	Edge Left	20850	2510	1	49	20.5	19.6	0.597	0.734	0.265	0.326	
ANT 3	Hotspot	QPSK	Mode B	5	Edge Left	20850	2510	50	24	20.5	19.6	0.603	0.742	0.267	0.328	
ANT 3	Hotspot	QPSK	Mode B	5	Edge Left	21100	2535	1	99	20.5	19.5	0.677	0.852	0.303	0.381	
ANT 3	Hotspot	QPSK	Mode B	5	Edge Left	21100	2535	50	24	20.5	19.5	0.696	0.876	0.313	0.394	
ANT 3	Hotspot	QPSK	Mode B	5	Edge Left	21350	2560	1	99	20.5	19.7	0.670	0.806	0.300	0.361	
ANT 3	Hotspot	QPSK	Mode B	5	Edge Left	21350	2560	50	50	20.5	19.7	0.688	0.827	0.309	0.371	
ANT 3	Hotspot	QPSK	Mode B	5	Edge Left	21350	2560	100	0	20.5	19.7	0.698	0.839	0.314	0.378	

Antenna(s)	RF Exposure Condition	Mode(s)	Power Mode(s)	Dist. (mm)	Test Position(s)	Channel	Freq. (MHz)	RB Allocation	RB Offset	Max Output Pwr (dBm)	Meas. (dBm)	1-g Meas. (W/kg)	1-g Scaled (W/kg)	10-g Meas. (W/kg)	10-g Scaled (W/kg)	Plot No.
ANT 4	Head	QPSK	Mode A	0	Left Cheek	20850	2510	1	49	18.6	18.0	0.818	0.939	0.402	0.462	19
ANT 4	Head	QPSK	Mode A	0	Left Cheek	20850	2510	50	0	18.6	18.0	0.814	0.935	0.402	0.462	
ANT 4	Head	QPSK	Mode A	0	Left Cheek	21100	2535	1	0	18.6	18.0	0.765	0.878	0.369	0.424	
ANT 4	Head	QPSK	Mode A	0	Left Cheek	21100	2535	50	0	18.6	18.0	0.779	0.894	0.381	0.437	
ANT 4	Head	QPSK	Mode A	0	Left Cheek	21100	2535	100	0	18.6	18.0	0.732	0.840	0.358	0.411	
ANT 4	Head	QPSK	Mode A	0	Left Cheek	21350	2560	1	99	18.6	18.0	0.772	0.886	0.373	0.428	
ANT 4	Head	QPSK	Mode A	0	Left Cheek	21350	2560	50	50	18.6	18.1	0.780	0.875	0.371	0.416	
ANT 4	Head	QPSK	Mode A	0	Left Tilt	21100	2535	1	0	18.6	18.0	0.463	0.532	0.215	0.247	
ANT 4	Head	QPSK	Mode A	0	Left Tilt	21100	2535	50	0	18.6	18.0	0.466	0.535	0.215	0.247	
ANT 4	Head	QPSK	Mode A	0	Right Cheek	21100	2535	1	0	18.6	18.0	0.259	0.297	0.138	0.158	
ANT 4	Head	QPSK	Mode A	0	Right Cheek	21100	2535	50	0	18.6	18.0	0.260	0.299	0.138	0.158	
ANT 4	Head	QPSK	Mode A	0	Right Tilt	21100	2535	1	0	18.6	18.0	0.148	0.170	0.073	0.084	
ANT 4	Head	QPSK	Mode A	0	Right Tilt	21100	2535	50	0	18.6	18.0	0.148	0.170	0.073	0.084	
ANT 4	Body & Hotspot	QPSK	Mode B	5	Back	20850	2510	1	49	19.2	18.7	0.851	0.955	0.442	0.496	20
ANT 4	Body & Hotspot	QPSK	Mode B	5	Back	20850	2510	50	0	19.2	18.7	0.844	0.947	0.439	0.493	
ANT 4	Body & Hotspot	QPSK	Mode B	5	Back	21100	2535	1	0	19.2	18.7	0.762	0.855	0.393	0.441	
ANT 4	Body & Hotspot	QPSK	Mode B	5	Back	21100	2535	50	24	19.2	18.8	0.750	0.822	0.388	0.425	
ANT 4	Body & Hotspot	QPSK	Mode B	5	Back	21100	2535	100	0	19.2	18.8	0.818	0.897	0.425	0.466	
ANT 4	Body & Hotspot	QPSK	Mode B	5	Back	21350	2560	1	99	19.2	18.8	0.803	0.880	0.418	0.458	
ANT 4	Body & Hotspot	QPSK	Mode B	5	Back	21350	2560	50	50	19.2	18.8	0.814	0.893	0.422	0.463	
ANT 4	Body & Hotspot	QPSK	Mode B	5	Front	21100	2535	1	0	19.2	18.7	0.373	0.419	0.197	0.221	
ANT 4	Body & Hotspot	QPSK	Mode B	5	Front	21100	2535	50	24	19.2	18.8	0.371	0.407	0.193	0.212	
ANT 4	Hotspot	QPSK	Mode B	5	Edge Top	21100	2535	1	0	19.2	18.7	0.162	0.182	0.067	0.075	
ANT 4	Hotspot	QPSK	Mode B	5	Edge Top	21100	2535	50	24	19.2	18.8	0.166	0.182	0.068	0.075	
ANT 4	Hotspot	QPSK	Mode B	5	Edge Right	20850	2510	1	49	19.2	18.7	0.721	0.809	0.341	0.383	
ANT 4	Hotspot	QPSK	Mode B	5	Edge Right	20850	2510	50	0	19.2	18.7	0.717	0.804	0.340	0.381	
ANT 4	Hotspot	QPSK	Mode B	5	Edge Right	21100	2535	1	0	19.2	18.7	0.763	0.856	0.362	0.406	
ANT 4	Hotspot	QPSK	Mode B	5	Edge Right	21100	2535	50	24	19.2	18.8	0.765	0.839	0.360	0.395	
ANT 4	Hotspot	QPSK	Mode B	5	Edge Right	21100	2535	100	0	19.2	18.8	0.690	0.757	0.322	0.353	
ANT 4	Hotspot	QPSK	Mode B	5	Edge Right	21350	2560	1	99	19.2	18.8	0.661	0.725	0.302	0.331	
ANT 4	Hotspot	QPSK	Mode B	5	Edge Right	21350	2560	50	50	19.2	18.8	0.666	0.730	0.305	0.334	

**UL CA 7C**

Antenna	RF Exposure Conditions	Mode	Power Mode	Dist. (mm)	Test Position(s)	PCC UL				SCC UL				Power (dBm)		1-g SAR (W/kg)		10-g SAR (W/kg)		Plot No.
						Ch #	Freq. (MHz)	RB Allocation	RB Offset	Ch #	Freq. (MHz)	RB Allocation	RB Offset	Tune-up limit	Meas.	Meas.	Scaled	Meas.	Scaled	
ANT 1	Head	QPSK	Mode A	0	Right Cheek	21001	2525.1	1	99	21199	2544.9	1	0	24.7	24.2	0.355	0.398	0.189	0.212	-
	Body & Hotspot	QPSK	Mode B	5	Back	21001	2525.1	1	99	21199	2544.9	1	0	20.8	20.4	0.460	0.504	0.216	0.237	-
	Hotspot	QPSK	Mode B	5	Edge Right	21001	2525.1	1	99	21199	2544.9	1	0	20.8	20.4	0.740	0.811	0.319	0.350	-
ANT 2	Head	QPSK	Mode A	0	Right Tilt	21001	2525.1	1	99	21199	2544.9	1	0	17.7	16.7	0.569	0.716	0.216	0.272	-
	Body & Hotspot	QPSK	Mode B	5	Back	21152	2540.2	1	99	21350	2560	1	0	19.0	17.9	0.695	0.895	0.299	0.385	-
ANT 3	Head	QPSK	Mode A	0	Left Cheek	21001	2525.1	1	99	21199	2544.9	1	0	23.3	23.1	0.518	0.542	0.283	0.296	-
	Body & Hotspot	QPSK	Mode B	5	Front	21001	2525.1	1	99	21199	2544.9	1	0	20.5	19.7	0.488	0.587	0.235	0.283	-
	Hotspot	QPSK	Mode B	5	Edge Left	21001	2525.1	1	99	21199	2544.9	1	0	20.5	19.7	0.618	0.743	0.275	0.331	-
ANT 4	Head	QPSK	Mode A	0	Left Cheek	20850	2510	1	99	21048	2529.8	1	0	18.6	17.6	0.756	0.952	0.376	0.473	-
	Body & Hotspot	QPSK	Mode B	5	Back	20850	2510	1	99	21048	2529.8	1	0	19.2	18.2	0.608	0.765	0.311	0.392	-

**Note(s):**

PCC RB allocation setting for UL CA has been adjusted based on the worst-case power.

### 10.8. LTE Band 12 (10MHz Bandwidth)

Antenna(s)	RF Exposure Condition	Mode(s)	Power Mode(s)	Dist. (mm)	Test Position(s)	Channel	Freq. (MHz)	RB Allocation	RB Offset	Max Output Pwr (dBm)	Meas. (dBm)	1-g Meas. (W/kg)	1-g Scaled (W/kg)	10-g Meas. (W/kg)	10-g Scaled (W/kg)	Plot No.
ANT 1	Head	QPSK	Mode A	0	Left Cheek	23095	707.5	1	25	25.7	25.2	0.187	0.210	0.144	0.162	
ANT 1	Head	QPSK	Mode A	0	Left Cheek	23095	707.5	25	12	24.7	24.2	0.162	0.182	0.125	0.140	
ANT 1	Head	QPSK	Mode A	0	Left Tilt	23095	707.5	1	25	25.7	25.2	0.121	0.136	0.093	0.104	
ANT 1	Head	QPSK	Mode A	0	Left Tilt	23095	707.5	25	12	24.7	24.2	0.100	0.112	0.078	0.088	
ANT 1	Head	QPSK	Mode A	0	Right Cheek	23095	707.5	1	25	25.7	25.2	0.175	0.196	0.134	0.150	
ANT 1	Head	QPSK	Mode A	0	Right Cheek	23095	707.5	25	12	24.7	24.2	0.150	0.168	0.116	0.130	
ANT 1	Head	QPSK	Mode A	0	Right Tilt	23095	707.5	1	25	25.7	25.2	0.088	0.099	0.069	0.077	
ANT 1	Head	QPSK	Mode A	0	Right Tilt	23095	707.5	25	12	24.7	24.2	0.080	0.090	0.063	0.071	
ANT 1	Body & Hotspot	QPSK	Mode B	5	Back	23095	707.5	1	25	25.7	25.2	0.385	<b>0.432</b>	0.236	0.265	23
ANT 1	Body & Hotspot	QPSK	Mode B	5	Back	23095	707.5	25	12	24.7	24.2	0.311	0.349	0.191	0.214	
ANT 1	Body & Hotspot	QPSK	Mode B	5	Front	23095	707.5	1	25	25.7	25.2	0.312	0.350	0.191	0.214	
ANT 1	Body & Hotspot	QPSK	Mode B	5	Front	23095	707.5	25	12	24.7	24.2	0.248	0.278	0.148	0.166	
ANT 1	Hotspot	QPSK	Mode B	5	Edge Right	23095	707.5	1	25	25.7	25.2	0.232	0.260	0.153	0.172	
ANT 1	Hotspot	QPSK	Mode B	5	Edge Right	23095	707.5	25	12	24.7	24.2	0.195	0.219	0.130	0.146	
ANT 1	Hotspot	QPSK	Mode B	5	Edge Bottom	23095	707.5	1	25	25.7	25.2	0.070	0.079	0.030	0.034	
ANT 1	Hotspot	QPSK	Mode B	5	Edge Bottom	23095	707.5	25	12	24.7	24.2	0.057	0.064	0.024	0.027	
ANT 1	Hotspot	QPSK	Mode B	5	Edge Left	23095	707.5	1	25	25.7	25.2	0.191	0.214	0.125	0.140	
ANT 1	Hotspot	QPSK	Mode B	5	Edge Left	23095	707.5	25	12	24.7	24.2	0.147	0.165	0.096	0.108	
Antenna(s)	RF Exposure Condition	Mode(s)	Power Mode(s)	Dist. (mm)	Test Position(s)	Channel	Freq. (MHz)	RB Allocation	RB Offset	Max Output Pwr (dBm)	Meas. (dBm)	1-g Meas. (W/kg)	1-g Scaled (W/kg)	10-g Meas. (W/kg)	10-g Scaled (W/kg)	Plot No.
ANT 2	Head	QPSK	Mode A	0	Left Cheek	23095	707.5	1	25	25.2	24.6	0.454	0.521	0.297	0.341	
ANT 2	Head	QPSK	Mode A	0	Left Cheek	23095	707.5	25	12	24.2	23.6	0.362	0.416	0.238	0.273	
ANT 2	Head	QPSK	Mode A	0	Left Tilt	23095	707.5	1	25	25.2	24.6	0.436	0.501	0.246	0.282	
ANT 2	Head	QPSK	Mode A	0	Left Tilt	23095	707.5	25	12	24.2	23.6	0.358	0.411	0.201	0.231	
ANT 2	Head	QPSK	Mode A	0	Right Cheek	23095	707.5	1	25	25.2	24.6	0.519	<b>0.596</b>	0.345	0.396	22
ANT 2	Head	QPSK	Mode A	0	Right Cheek	23095	707.5	25	12	24.2	23.6	0.422	0.485	0.260	0.299	
ANT 2	Head	QPSK	Mode A	0	Right Tilt	23095	707.5	1	25	25.2	24.6	0.538	0.618	0.310	0.356	
ANT 2	Head	QPSK	Mode A	0	Right Tilt	23095	707.5	25	12	24.2	23.6	0.434	0.498	0.249	0.286	
ANT 2	Body & Hotspot	QPSK	Mode B	5	Back	23095	707.5	1	25	25.2	24.6	0.369	0.424	0.230	0.264	
ANT 2	Body & Hotspot	QPSK	Mode B	5	Back	23095	707.5	25	12	24.2	23.6	0.299	0.343	0.187	0.215	
ANT 2	Body & Hotspot	QPSK	Mode B	5	Front	23095	707.5	1	25	25.2	24.6	0.258	0.296	0.169	0.194	
ANT 2	Body & Hotspot	QPSK	Mode B	5	Front	23095	707.5	25	12	24.2	23.6	0.208	0.208	0.136	0.144	
ANT 2	Hotspot	QPSK	Mode B	5	Edge Top	23095	707.5	1	25	25.2	24.6	0.166	0.191	0.083	0.095	
ANT 2	Hotspot	QPSK	Mode B	5	Edge Top	23095	707.5	25	12	24.2	23.6	0.133	0.153	0.066	0.076	
ANT 2	Hotspot	QPSK	Mode B	5	Edge Right	23095	707.5	1	25	25.2	24.6	0.250	0.287	0.165	0.189	
ANT 2	Hotspot	QPSK	Mode B	5	Edge Right	23095	707.5	25	12	24.2	23.6	0.199	0.228	0.132	0.152	
ANT 2	Hotspot	QPSK	Mode B	5	Edge Left	23095	707.5	1	25	25.2	24.6	0.536	<b>0.615</b>	0.352	0.404	24
ANT 2	Hotspot	QPSK	Mode B	5	Edge Left	23095	707.5	25	12	24.2	23.6	0.432	0.496	0.284	0.326	

### 10.9. LTE Band 13 (10MHz Bandwidth)

Antenna(s)	RF Exposure Condition	Mode(s)	Power Mode(s)	Dist. (mm)	Test Position(s)	Channel	Freq. (MHz)	RB Allocation	RB Offset	Max Output Pwr (dBm)	Meas. (dBm)	1-g Meas. (W/kg)	1-g Scaled (W/kg)	10-g Meas. (W/kg)	10-g Scaled (W/kg)	Plot No.
ANT 1	Head	QPSK	Mode A	0	Left Cheek	23230	782	1	25	25.7	25.2	0.185	0.208	0.141	0.158	
ANT 1	Head	QPSK	Mode A	0	Left Cheek	23230	782	25	12	24.7	24.2	0.145	0.163	0.112	0.126	
ANT 1	Head	QPSK	Mode A	0	Left Tilt	23230	782	1	25	25.7	25.2	0.099	0.111	0.078	0.088	
ANT 1	Head	QPSK	Mode A	0	Left Tilt	23230	782	25	12	24.7	24.2	0.078	0.088	0.061	0.068	
ANT 1	Head	QPSK	Mode A	0	Right Cheek	23230	782	1	25	25.7	25.2	0.216	0.242	0.164	0.184	
ANT 1	Head	QPSK	Mode A	0	Right Cheek	23230	782	25	12	24.7	24.2	0.173	0.194	0.131	0.147	
ANT 1	Head	QPSK	Mode A	0	Right Tilt	23230	782	1	25	25.7	25.2	0.094	0.105	0.073	0.082	
ANT 1	Head	QPSK	Mode A	0	Right Tilt	23230	782	25	12	24.7	24.2	0.075	0.084	0.058	0.065	
ANT 1	Body & Hotspot	QPSK	Mode B	5	Back	23230	782	1	25	25.7	25.2	0.552	<b>0.619</b>	0.298	0.334	26
ANT 1	Body & Hotspot	QPSK	Mode B	5	Back	23230	782	25	12	24.7	24.2	0.433	0.486	0.233	0.261	
ANT 1	Body & Hotspot	QPSK	Mode B	5	Front	23230	782	1	25	25.7	25.2	0.381	0.427	0.219	0.246	
ANT 1	Body & Hotspot	QPSK	Mode B	5	Front	23230	782	25	12	24.7	24.2	0.299	0.335	0.174	0.195	
ANT 1	Hotspot	QPSK	Mode B	5	Edge Right	23230	782	1	25	25.7	25.2	0.691	<b>0.775</b>	0.450	0.505	27
ANT 1	Hotspot	QPSK	Mode B	5	Edge Right	23230	782	25	12	24.7	24.2	0.543	0.609	0.354	0.397	
ANT 1	Hotspot	QPSK	Mode B	5	Edge Bottom	23230	782	1	25	25.7	25.2	0.484	0.543	0.210	0.236	
ANT 1	Hotspot	QPSK	Mode B	5	Edge Bottom	23230	782	25	12	24.7	24.2	0.379	0.425	0.165	0.185	
ANT 1	Hotspot	QPSK	Mode B	5	Edge Left	23230	782	1	25	25.7	25.2	0.140	0.157	0.090	0.101	
ANT 1	Hotspot	QPSK	Mode B	5	Edge Left	23230	782	25	12	24.7	24.2	0.107	0.120	0.069	0.077	
Antenna(s)	RF Exposure Condition	Mode(s)	Power Mode(s)	Dist. (mm)	Test Position(s)	Channel	Freq. (MHz)	RB Allocation	RB Offset	Max Output Pwr (dBm)	Meas. (dBm)	1-g Meas. (W/kg)	1-g Scaled (W/kg)	10-g Meas. (W/kg)	10-g Scaled (W/kg)	Plot No.
ANT 2	Head	QPSK	Mode A	0	Left Cheek	23230	782	1	25	24.7	24.0	0.630	0.740	0.402	0.472	
ANT 2	Head	QPSK	Mode A	0	Left Cheek	23230	782	25	12	24.2	23.3	0.500	0.615	0.320	0.394	
ANT 2	Head	QPSK	Mode A	0	Left Tilt	23230	782	1	25	24.7	24.0	0.478	0.562	0.277	0.325	
ANT 2	Head	QPSK	Mode A	0	Left Tilt	23230	782	25	12	24.2	23.3	0.382	0.470	0.223	0.274	
ANT 2	Head	QPSK	Mode A	0	Right Cheek	23230	782	1	25	24.7	24.0	0.692	<b>0.813</b>	0.486	0.571	25
ANT 2	Head	QPSK	Mode A	0	Right Cheek	23230	782	25	12	24.2	23.3	0.588	0.723	0.413	0.508	
ANT 2	Head	QPSK	Mode A	0	Right Tilt	23230	782	1	25	24.7	24.0	0.630	0.740	0.344	0.404	
ANT 2	Head	QPSK	Mode A	0	Right Tilt	23230	782	25	12	24.2	23.3	0.497	0.611	0.271	0.333	
ANT 2	Body & Hotspot	QPSK	Mode B	5	Back	23230	782	1	25	25.2	24.0	0.365	0.481	0.217	0.286	
ANT 2	Body & Hotspot	QPSK	Mode B	5	Back	23230	782	25	12	24.2	23.3	0.308	0.379	0.183	0.225	
ANT 2	Body & Hotspot	QPSK	Mode B	5	Front	23230	782	1	25	25.2	24.0	0.256	0.337	0.157	0.207	
ANT 2	Body & Hotspot	QPSK	Mode B	5	Front	23230	782	25	12	24.2	23.3	0.218	0.268	0.134	0.165	
ANT 2	Hotspot	QPSK	Mode B	5	Edge Top	23230	782	1	25	25.2	24.0	0.215	0.283	0.101	0.133	
ANT 2	Hotspot	QPSK	Mode B	5	Edge Top	23230	782	25	12	24.2	23.3	0.186	0.229	0.088	0.108	
ANT 2	Hotspot	QPSK	Mode B	5	Edge Right	23230	782	1	25	25.2	24.0	0.165	0.218	0.108	0.142	
ANT 2	Hotspot	QPSK	Mode B	5	Edge Right	23230	782	25	12	24.2	23.3	0.142	0.175	0.093	0.114	
ANT 2	Hotspot	QPSK	Mode B	5	Edge Left	23230	782	1	25	25.2	24.0	0.472	0.622	0.308	0.406	
ANT 2	Hotspot	QPSK	Mode B	5	Edge Left	23230	782	25	12	24.2	23.3	0.401	0.493	0.261	0.321	

### 10.10. LTE Band 14 (10MHz Bandwidth)

Antenna(s)	RF Exposure Condition	Mode(s)	Power Mode(s)	Dist. (mm)	Test Position(s)	Channel	Freq. (MHz)	RB Allocation	RB Offset	Max Output Pwr (dBm)	Meas. (dBm)	1-g Meas. (W/kg)	1-g Scaled (W/kg)	10-g Meas. (W/kg)	10-g Scaled (W/kg)	Plot No.
ANT 1	Head	QPSK	Mode A	0	Left Cheek	23330	793	1	25	25.7	25.0	0.158	0.186	0.123	0.145	
ANT 1	Head	QPSK	Mode A	0	Left Cheek	23330	793	25	12	24.7	24.0	0.138	0.162	0.107	0.126	
ANT 1	Head	QPSK	Mode A	0	Left Tilt	23330	793	1	25	25.7	25.0	0.078	0.092	0.061	0.072	
ANT 1	Head	QPSK	Mode A	0	Left Tilt	23330	793	25	12	24.7	24.0	0.063	0.074	0.050	0.059	
ANT 1	Head	QPSK	Mode A	0	Right Cheek	23330	793	1	25	25.7	25.0	0.205	0.241	0.156	0.183	
ANT 1	Head	QPSK	Mode A	0	Right Cheek	23330	793	25	12	24.7	24.0	0.173	0.203	0.131	0.154	
ANT 1	Head	QPSK	Mode A	0	Right Tilt	23330	793	1	25	25.7	25.0	0.081	0.095	0.064	0.075	
ANT 1	Head	QPSK	Mode A	0	Right Tilt	23330	793	25	12	24.7	24.0	0.068	0.080	0.054	0.063	
ANT 1	Body & Hotspot	QPSK	Mode B	5	Back	23330	793	1	25	25.7	25.0	0.481	<b>0.565</b>	0.260	0.305	29
ANT 1	Body & Hotspot	QPSK	Mode B	5	Back	23330	793	25	12	24.7	24.0	0.410	0.482	0.221	0.260	
ANT 1	Body & Hotspot	QPSK	Mode B	5	Front	23330	793	1	25	25.7	25.0	0.322	0.378	0.188	0.221	
ANT 1	Body & Hotspot	QPSK	Mode B	5	Front	23330	793	25	12	24.7	24.0	0.274	0.322	0.160	0.188	
ANT 1	Hotspot	QPSK	Mode B	5	Edge Right	23330	793	1	25	25.7	25.0	0.490	0.576	0.318	0.374	
ANT 1	Hotspot	QPSK	Mode B	5	Edge Right	23330	793	25	12	24.7	24.0	0.416	0.489	0.271	0.318	
ANT 1	Hotspot	QPSK	Mode B	5	Edge Bottom	23330	793	1	25	25.7	25.0	0.408	0.479	0.179	0.210	
ANT 1	Hotspot	QPSK	Mode B	5	Edge Bottom	23330	793	25	12	24.7	24.0	0.344	0.404	0.151	0.177	
ANT 1	Hotspot	QPSK	Mode B	5	Edge Left	23330	793	1	25	25.7	25.0	0.159	0.187	0.102	0.120	
ANT 1	Hotspot	QPSK	Mode B	5	Edge Left	23330	793	25	12	24.7	24.0	0.133	0.156	0.086	0.101	
Antenna(s)	RF Exposure Condition	Mode(s)	Power Mode(s)	Dist. (mm)	Test Position(s)	Channel	Freq. (MHz)	RB Allocation	RB Offset	Max Output Pwr (dBm)	Meas. (dBm)	1-g Meas. (W/kg)	1-g Scaled (W/kg)	10-g Meas. (W/kg)	10-g Scaled (W/kg)	Plot No.
ANT 2	Head	QPSK	Mode A	0	Left Cheek	23330	793	1	25	24.7	24.0	0.604	0.710	0.384	0.451	
ANT 2	Head	QPSK	Mode A	0	Left Cheek	23330	793	25	12	24.2	23.3	0.473	0.582	0.300	0.369	
ANT 2	Head	QPSK	Mode A	0	Left Tilt	23330	793	1	25	24.7	24.0	0.533	0.626	0.323	0.379	
ANT 2	Head	QPSK	Mode A	0	Left Tilt	23330	793	25	12	24.2	23.3	0.423	0.520	0.252	0.310	
ANT 2	Head	QPSK	Mode A	0	Right Cheek	23330	793	1	25	24.7	24.0	0.802	<b>0.942</b>	0.494	0.580	28
ANT 2	Head	QPSK	Mode A	0	Right Cheek	23330	793	25	12	24.2	23.3	0.635	0.781	0.392	0.482	
ANT 2	Head	QPSK	Mode A	0	Right Tilt	23330	793	1	25	24.7	24.0	0.744	0.874	0.414	0.486	
ANT 2	Head	QPSK	Mode A	0	Right Tilt	23330	793	25	12	24.2	23.3	0.587	0.722	0.327	0.402	
ANT 2	Body & Hotspot	QPSK	Mode B	5	Back	23330	793	1	25	25.2	24.0	0.378	0.498	0.226	0.298	
ANT 2	Body & Hotspot	QPSK	Mode B	5	Back	23330	793	25	12	24.2	23.3	0.319	0.392	0.190	0.234	
ANT 2	Body & Hotspot	QPSK	Mode B	5	Front	23330	793	1	25	25.2	24.0	0.270	0.356	0.165	0.218	
ANT 2	Body & Hotspot	QPSK	Mode B	5	Front	23330	793	25	12	24.2	23.3	0.229	0.282	0.139	0.171	
ANT 2	Hotspot	QPSK	Mode B	5	Edge Top	23330	793	1	25	25.2	24.0	0.196	0.258	0.096	0.127	
ANT 2	Hotspot	QPSK	Mode B	5	Edge Top	23330	793	25	12	24.2	23.3	0.169	0.208	0.082	0.101	
ANT 2	Hotspot	QPSK	Mode B	5	Edge Right	23330	793	1	25	25.2	24.0	0.162	0.214	0.105	0.138	
ANT 2	Hotspot	QPSK	Mode B	5	Edge Right	23330	793	25	12	24.2	23.3	0.139	0.171	0.090	0.111	
ANT 2	Hotspot	QPSK	Mode B	5	Edge Left	23330	793	1	25	25.2	24.0	0.459	<b>0.605</b>	0.298	0.393	30
ANT 2	Hotspot	QPSK	Mode B	5	Edge Left	23330	793	25	12	24.2	23.3	0.392	0.482	0.255	0.314	

### 10.11. LTE Band 25 (20MHz Bandwidth)

Antenna(s)	RF Exposure Condition	Mode(s)	Power Mode(s)	Dist. (mm)	Test Position(s)	Channel	Freq. (MHz)	RB Allocation	RB Offset	Max Output Pwr (dBm)	Meas. (dBm)	1-g Meas. (W/kg)	1-g Scaled (W/kg)	10-g Meas. (W/kg)	10-g Scaled (W/kg)	Plot No.
ANT 1	Head	QPSK	Mode A	0	Left Cheek	26365	1882.5	1	0	24.5	23.8	0.082	0.096	0.055	0.065	
ANT 1	Head	QPSK	Mode A	0	Left Cheek	26365	1882.5	50	24	24.5	23.8	0.084	0.099	0.056	0.066	
ANT 1	Head	QPSK	Mode A	0	Left Tilt	26365	1882.5	1	0	24.5	23.8	0.077	0.090	0.048	0.056	
ANT 1	Head	QPSK	Mode A	0	Left Tilt	26365	1882.5	50	24	24.5	23.8	0.079	0.093	0.049	0.058	
ANT 1	Head	QPSK	Mode A	0	Right Cheek	26365	1882.5	1	0	24.5	23.8	0.166	0.195	0.105	0.123	
ANT 1	Head	QPSK	Mode A	0	Right Cheek	26365	1882.5	50	24	24.5	23.8	0.159	0.187	0.100	0.117	
ANT 1	Head	QPSK	Mode A	0	Right Tilt	26365	1882.5	1	0	24.5	23.8	0.091	0.107	0.059	0.069	
ANT 1	Head	QPSK	Mode A	0	Right Tilt	26365	1882.5	50	24	24.5	23.8	0.078	0.092	0.049	0.058	
ANT 1	Body & Hotspot	QPSK	Mode B	5	Back	26365	1882.5	1	49	19.6	18.5	0.464	0.598	0.241	0.310	
ANT 1	Body & Hotspot	QPSK	Mode B	5	Back	26365	1882.5	50	24	19.6	18.6	0.472	0.594	0.245	0.308	
ANT 1	Body & Hotspot	QPSK	Mode B	5	Front	26365	1882.5	1	49	19.6	18.5	0.314	0.405	0.169	0.218	
ANT 1	Body & Hotspot	QPSK	Mode B	5	Front	26365	1882.5	50	24	19.6	18.6	0.314	0.395	0.168	0.211	
ANT 1	Hotspot	QPSK	Mode B	5	Edge Right	26365	1882.5	1	49	19.6	18.5	0.230	0.296	0.108	0.139	
ANT 1	Hotspot	QPSK	Mode B	5	Edge Right	26365	1882.5	50	24	19.6	18.6	0.223	0.281	0.105	0.132	
ANT 1	Hotspot	QPSK	Mode B	5	Edge Bottom	26140	1860	1	49	19.6	18.6	0.682	0.859	0.324	0.408	
ANT 1	Hotspot	QPSK	Mode B	5	Edge Bottom	26140	1860	50	24	19.6	18.7	0.687	0.845	0.325	0.400	
ANT 1	Hotspot	QPSK	Mode B	5	Edge Bottom	26140	1860	100	0	19.6	18.7	0.665	0.818	0.315	0.388	
ANT 1	Hotspot	QPSK	Mode B	5	Edge Bottom	26365	1882.5	1	49	19.6	18.5	0.721	0.929	0.340	0.438	
ANT 1	Hotspot	QPSK	Mode B	5	Edge Bottom	26365	1882.5	50	24	19.6	18.6	0.738	0.929	0.348	0.438	
ANT 1	Hotspot	QPSK	Mode B	5	Edge Bottom	26590	1905	1	0	19.6	18.4	0.519	0.684	0.245	0.323	
ANT 1	Hotspot	QPSK	Mode B	5	Edge Bottom	26590	1905	50	0	19.6	18.5	0.518	0.667	0.245	0.316	
ANT 1	Hotspot	QPSK	Mode B	5	Edge Left	26365	1882.5	1	49	19.6	18.5	0.045	0.058	0.023	0.030	
ANT 1	Hotspot	QPSK	Mode B	5	Edge Left	26365	1882.5	50	24	19.6	18.6	0.045	0.057	0.023	0.029	
Antenna(s)	RF Exposure Condition	Mode(s)	Power Mode(s)	Dist. (mm)	Test Position(s)	Channel	Freq. (MHz)	RB Allocation	RB Offset	Max Output Pwr (dBm)	Meas. (dBm)	1-g Meas. (W/kg)	1-g Scaled (W/kg)	10-g Meas. (W/kg)	10-g Scaled (W/kg)	Plot No.
ANT 2	Head	QPSK	Mode A	0	Left Cheek	26365	1882.5	1	0	19.8	18.8	0.396	0.499	0.210	0.264	
ANT 2	Head	QPSK	Mode A	0	Left Cheek	26365	1882.5	50	24	19.8	18.9	0.375	0.461	0.203	0.250	
ANT 2	Head	QPSK	Mode A	0	Left Tilt	26365	1882.5	1	0	19.8	18.8	0.324	0.408	0.159	0.200	
ANT 2	Head	QPSK	Mode A	0	Left Tilt	26365	1882.5	50	24	19.8	18.9	0.308	0.379	0.149	0.183	
ANT 2	Head	QPSK	Mode A	0	Right Cheek	26140	1860	50	24	19.8	19.0	0.712	0.856	0.383	0.460	31
ANT 2	Head	QPSK	Mode A	0	Right Cheek	26365	1882.5	1	0	19.8	18.8	0.633	0.797	0.350	0.441	
ANT 2	Head	QPSK	Mode A	0	Right Cheek	26365	1882.5	50	24	19.8	18.9	0.670	0.824	0.368	0.453	
ANT 2	Head	QPSK	Mode A	0	Right Cheek	26590	1905	50	50	19.8	18.8	0.612	0.770	0.341	0.429	
ANT 2	Head	QPSK	Mode A	0	Right Tilt	26365	1882.5	1	0	19.8	18.8	0.463	0.583	0.219	0.276	
ANT 2	Head	QPSK	Mode A	0	Right Tilt	26365	1882.5	50	24	19.8	18.9	0.516	0.635	0.243	0.299	
ANT 2	Body & Hotspot	QPSK	Mode B	5	Back	26365	1882.5	1	49	19.6	18.6	0.585	0.736	0.265	0.334	
ANT 2	Body & Hotspot	QPSK	Mode B	5	Back	26365	1882.5	50	24	19.6	18.6	0.586	0.738	0.266	0.335	
ANT 2	Body & Hotspot	QPSK	Mode B	5	Front	26365	1882.5	1	49	19.6	18.6	0.313	0.394	0.157	0.198	
ANT 2	Body & Hotspot	QPSK	Mode B	5	Front	26365	1882.5	50	24	19.6	18.6	0.357	0.449	0.178	0.224	
ANT 2	Hotspot	QPSK	Mode B	5	Edge Top	26140	1860	1	0	19.6	18.6	0.736	0.927	0.336	0.423	
ANT 2	Hotspot	QPSK	Mode B	5	Edge Top	26140	1860	50	24	19.6	18.7	0.727	0.894	0.333	0.410	
ANT 2	Hotspot	QPSK	Mode B	5	Edge Top	26140	1860	100	0	19.6	18.7	0.727	0.894	0.332	0.408	
ANT 2	Hotspot	QPSK	Mode B	5	Edge Top	26365	1882.5	1	49	19.6	18.6	0.604	0.760	0.278	0.350	
ANT 2	Hotspot	QPSK	Mode B	5	Edge Top	26365	1882.5	50	24	19.6	18.6	0.612	0.770	0.282	0.355	
ANT 2	Hotspot	QPSK	Mode B	5	Edge Top	26590	1905	1	0.336	19.6	18.6	0.573	0.721	0.266	0.335	
ANT 2	Hotspot	QPSK	Mode B	5	Edge Top	26590	1905	50	50	19.6	18.5	0.527	0.679	0.244	0.314	
ANT 2	Hotspot	QPSK	Mode B	5	Edge Right	26365	1882.5	1	49	19.6	18.6	0.008	0.010	0.004	0.005	
ANT 2	Hotspot	QPSK	Mode B	5	Edge Right	26365	1882.5	50	24	19.6	18.6	0.008	0.010	0.004	0.005	
ANT 2	Hotspot	QPSK	Mode B	5	Edge Left	26365	1882.5	1	49	19.6	18.6	0.355	0.447	0.176	0.222	
ANT 2	Hotspot	QPSK	Mode B	5	Edge Left	26365	1882.5	50	24	19.6	18.6	0.360	0.453	0.178	0.224	
Antenna(s)	RF Exposure Condition	Mode(s)	Power Mode(s)	Dist. (mm)	Test Position(s)	Channel	Freq. (MHz)	RB Allocation	RB Offset	Max Output Pwr (dBm)	Meas. (dBm)	1-g Meas. (W/kg)	1-g Scaled (W/kg)	10-g Meas. (W/kg)	10-g Scaled (W/kg)	Plot No.
ANT 3	Head	QPSK	Mode A	0	Left Cheek	26365	1882.5	1	49	22.3	21.3	0.208	0.262	0.129	0.162	
ANT 3	Head	QPSK	Mode A	0	Left Cheek	26365	1882.5	50	24	22.3	21.3	0.214	0.269	0.133	0.167	
ANT 3	Head	QPSK	Mode A	0	Left Tilt	26365	1882.5	1	49	22.3	21.3	0.097	0.122	0.059	0.074	
ANT 3	Head	QPSK	Mode A	0	Left Tilt	26365	1882.5	50	24	22.3	21.3	0.099	0.125	0.060	0.076	
ANT 3	Head	QPSK	Mode A	0	Right Cheek	26365	1882.5	1	49	22.3	21.3	0.103	0.130	0.068	0.086	
ANT 3	Head	QPSK	Mode A	0	Right Cheek	26365	1882.5	50	24	22.3	21.3	0.103	0.130	0.068	0.086	
ANT 3	Head	QPSK	Mode A	0	Right Tilt	26365	1882.5	1	49	22.3	21.3	0.079	0.099	0.047	0.059	
ANT 3	Head	QPSK	Mode A	0	Right Tilt	26365	1882.5	50	24	22.3	21.3	0.081	0.102	0.047	0.059	
ANT 3	Body & Hotspot	QPSK	Mode B	5	Back	26365	1882.5	1	49	21.8	21.4	0.691	0.758	0.375	0.411	
ANT 3	Body & Hotspot	QPSK	Mode B	5	Back	26365	1882.5	50	24	21.8	21.5	0.689	0.738	0.372	0.399	
ANT 3	Body & Hotspot	QPSK	Mode B	5	Front	26365	1882.5	1	49	21.8	21.4	0.591	0.648	0.316	0.346	
ANT 3	Body & Hotspot	QPSK	Mode B	5	Front	26365	1882.5	50	24	21.8	21.5	0.601	0.644	0.322	0.345	
ANT 3	Hotspot	QPSK	Mode B	5	Edge Bottom	26365	1882.5	1	49	21.8	21.4	0.227	0.249	0.121	0.133	
ANT 3	Hotspot	QPSK	Mode B	5	Edge Bottom	26365	1882.5	50	24	21.8	21.5	0.232	0.249	0.121	0.130	
ANT 3	Hotspot	QPSK	Mode B	5	Edge Left	26140	1860	1	49	21.8	21.6	0.749	0.784	0.384	0.402	
ANT 3	Hotspot	QPSK	Mode B	5	Edge Left	26140	1860	50	24	21.8	21.7	0.774	0.792	0.396	0.405	
ANT 3	Hotspot	QPSK	Mode B	5	Edge Left	26365	1882.5	1	49	21.8	21.4	0.845	0.927	0.429	0.470	
ANT 3	Hotspot	QPSK	Mode B	5	Edge Left	26365	1882.5	50	24	21.8	21.5	0.887	0.950	0.450	0.482	33
ANT 3	Hotspot	QPSK	Mode B	5	Edge Left	26590	1905	1	49	21.8	21.3	0.758	0.850	0.390	0.438	
ANT 3	Hotspot	QPSK	Mode B	5	Edge Left	26590	1905	50	24	21.8	21.5	0.778	0.834	0.399	0.428	
ANT 3	Hotspot	QPSK	Mode B	5	Edge Left	26590	1905	100	0	21.8	21.5	0.835	0.895	0.431	0.462	

Antenna(s)	RF Exposure Condition	Mode(s)	Power Mode(s)	Dist. (mm)	Test Position(s)	Channel	Freq. (MHz)	RB Allocation	RB Offset	Max Output Pwr (dBm)	Meas. (dBm)	1-g Meas. (W/kg)	1-g Scaled (W/kg)	10-g Meas. (W/kg)	10-g Scaled (W/kg)	Plot No.
ANT 4	Head	QPSK	Mode A	0	Left Cheek	26140	1860	1	49	16.8	16.3	0.777	0.872	0.353	0.396	
ANT 4	Head	QPSK	Mode A	0	Left Cheek	26140	1860	50	0	16.8	16.4	0.772	0.846	0.355	0.389	
ANT 4	Head	QPSK	Mode A	0	Left Cheek	26365	1882.5	1	99	16.8	16.2	0.759	0.871	0.341	0.392	
ANT 4	Head	QPSK	Mode A	0	Left Cheek	26365	1882.5	50	24	16.8	16.3	0.795	0.892	0.363	0.407	
ANT 4	Head	QPSK	Mode A	0	Left Cheek	26365	1882.5	100	0	16.8	16.3	0.815	0.914	0.359	0.403	
ANT 4	Head	QPSK	Mode A	0	Left Cheek	26590	1905	1	49	16.8	16.2	0.756	0.868	0.324	0.372	
ANT 4	Head	QPSK	Mode A	0	Left Cheek	26590	1905	50	24	16.8	16.3	0.800	0.898	0.344	0.386	
ANT 4	Head	QPSK	Mode A	0	Left Tilt	26365	1882.5	1	99	16.8	16.2	0.208	0.239	0.103	0.118	
ANT 4	Head	QPSK	Mode A	0	Left Tilt	26365	1882.5	50	24	16.8	16.3	0.225	0.252	0.113	0.127	
ANT 4	Head	QPSK	Mode A	0	Right Cheek	26365	1882.5	1	99	16.8	16.2	0.219	0.251	0.117	0.134	
ANT 4	Head	QPSK	Mode A	0	Right Cheek	26365	1882.5	50	24	16.8	16.3	0.220	0.247	0.118	0.132	
ANT 4	Head	QPSK	Mode A	0	Right Tilt	26365	1882.5	1	99	16.8	16.2	0.125	0.144	0.069	0.079	
ANT 4	Head	QPSK	Mode A	0	Right Tilt	26365	1882.5	50	24	16.8	16.3	0.135	0.151	0.076	0.085	
ANT 4	Body & Hotspot	QPSK	Mode B	5	Back	26140	1860	1	0	18.5	18.2	0.786	0.842	0.383	0.410	
ANT 4	Body & Hotspot	QPSK	Mode B	5	Back	26140	1860	50	0	18.5	18.2	0.796	0.853	0.387	0.415	
ANT 4	Body & Hotspot	QPSK	Mode B	5	Back	26365	1882.5	1	0	18.5	18.1	0.799	0.876	0.385	0.422	
ANT 4	Body & Hotspot	QPSK	Mode B	5	Back	26365	1882.5	50	24	18.5	18.1	0.804	0.882	0.383	0.420	
ANT 4	Body & Hotspot	QPSK	Mode B	5	Back	26365	1882.5	100	0	18.5	18.1	0.838	<b>0.919</b>	0.396	0.434	32
ANT 4	Body & Hotspot	QPSK	Mode B	5	Back	26590	1905	1	99	18.5	18.1	0.757	0.830	0.348	0.382	
ANT 4	Body & Hotspot	QPSK	Mode B	5	Back	26590	1905	50	24	18.5	18.2	0.840	0.900	0.393	0.421	
ANT 4	Body & Hotspot	QPSK	Mode B	5	Back	26590	1905	100	0	18.5	18.2	0.783	0.839	0.361	0.387	
ANT 4	Body & Hotspot	QPSK	Mode B	5	Front	26365	1882.5	1	0	18.5	18.1	0.518	0.568	0.253	0.277	
ANT 4	Body & Hotspot	QPSK	Mode B	5	Front	26365	1882.5	50	24	18.5	18.1	0.507	0.556	0.246	0.270	
ANT 4	Hotspot	QPSK	Mode B	5	Edge Top	26365	1882.5	1	0	18.5	18.1	0.182	0.200	0.096	0.105	
ANT 4	Hotspot	QPSK	Mode B	5	Edge Top	26365	1882.5	50	24	18.5	18.1	0.180	0.197	0.097	0.106	
ANT 4	Hotspot	QPSK	Mode B	5	Edge Right	26365	1882.5	1	0	18.5	18.1	0.603	0.661	0.277	0.304	
ANT 4	Hotspot	QPSK	Mode B	5	Edge Right	26365	1882.5	50	24	18.5	18.1	0.577	0.633	0.263	0.288	

### 10.12. LTE Band 26 (10MHz Bandwidth)

Antenna(s)	RF Exposure Condition	Mode(s)	Power Mode(s)	Dist. (mm)	Test Position(s)	Channel	Freq. (MHz)	RB Allocation	RB Offset	Max Output Pwr (dBm)	Meas. (dBm)	1-g Meas. (W/kg)	1-g Scaled (W/kg)	10-g Meas. (W/kg)	10-g Scaled (W/kg)	Plot No.
ANT 1	Head	QPSK	Mode A	0	Left Cheek	26865	831.5	1	25	25.7	25.2	0.229	0.257	0.169	0.190	
ANT 1	Head	QPSK	Mode A	0	Left Cheek	26865	831.5	25	12	24.7	24.4	0.194	0.208	0.145	0.155	
ANT 1	Head	QPSK	Mode A	0	Left Tilt	26865	831.5	1	25	25.7	25.2	0.153	0.172	0.121	0.136	
ANT 1	Head	QPSK	Mode A	0	Left Tilt	26865	831.5	25	12	24.7	24.4	0.125	0.134	0.096	0.103	
ANT 1	Head	QPSK	Mode A	0	Right Cheek	26865	831.5	1	25	25.7	25.2	0.235	0.264	0.176	0.197	
ANT 1	Head	QPSK	Mode A	0	Right Cheek	26865	831.5	25	12	24.7	24.4	0.201	0.215	0.149	0.160	
ANT 1	Head	QPSK	Mode A	0	Right Tilt	26865	831.5	1	25	25.7	25.2	0.132	0.148	0.102	0.114	
ANT 1	Head	QPSK	Mode A	0	Right Tilt	26865	831.5	25	12	24.7	24.4	0.109	0.117	0.085	0.091	
ANT 1	Body & Hotspot	QPSK	Mode B	5	Back	26865	831.5	1	25	25.7	25.2	0.372	0.417	0.240	0.269	
ANT 1	Body & Hotspot	QPSK	Mode B	5	Back	26865	831.5	25	12	24.7	24.4	0.313	0.335	0.202	0.216	
ANT 1	Body & Hotspot	QPSK	Mode B	5	Front	26865	831.5	1	25	25.7	25.2	0.324	0.364	0.204	0.229	
ANT 1	Body & Hotspot	QPSK	Mode B	5	Front	26865	831.5	25	12	24.7	24.4	0.269	0.288	0.175	0.188	
ANT 1	Hotspot	QPSK	Mode B	5	Edge Right	26865	831.5	1	25	25.7	25.2	0.462	0.518	0.300	0.337	
ANT 1	Hotspot	QPSK	Mode B	5	Edge Right	26865	831.5	25	12	24.7	24.4	0.392	0.420	0.255	0.273	
ANT 1	Hotspot	QPSK	Mode B	5	Edge Bottom	26865	831.5	1	25	25.7	25.2	0.118	0.132	0.059	0.066	
ANT 1	Hotspot	QPSK	Mode B	5	Edge Bottom	26865	831.5	25	12	24.7	24.4	0.096	0.103	0.049	0.053	
ANT 1	Hotspot	QPSK	Mode B	5	Edge Left	26865	831.5	1	25	25.7	25.2	0.265	0.297	0.172	0.193	
ANT 1	Hotspot	QPSK	Mode B	5	Edge Left	26865	831.5	25	12	24.7	24.4	0.227	0.243	0.147	0.158	
Antenna(s)	RF Exposure Condition	Mode(s)	Power Mode(s)	Dist. (mm)	Test Position(s)	Channel	Freq. (MHz)	RB Allocation	RB Offset	Max Output Pwr (dBm)	Meas. (dBm)	1-g Meas. (W/kg)	1-g Scaled (W/kg)	10-g Meas. (W/kg)	10-g Scaled (W/kg)	Plot No.
ANT 2	Head	QPSK	Mode A	0	Left Cheek	26865	831.5	1	25	23.5	22.6	0.463	0.570	0.279	0.343	
ANT 2	Head	QPSK	Mode A	0	Left Cheek	26865	831.5	25	12	23.5	22.6	0.461	0.567	0.277	0.341	
ANT 2	Head	QPSK	Mode A	0	Left Tilt	26865	831.5	1	25	23.5	22.6	0.370	0.455	0.199	0.245	
ANT 2	Head	QPSK	Mode A	0	Left Tilt	26865	831.5	25	12	23.5	22.6	0.369	0.454	0.198	0.244	
ANT 2	Head	QPSK	Mode A	0	Right Cheek	26865	831.5	1	25	23.5	22.6	0.644	<b>0.792</b>	0.397	0.488	34
ANT 2	Head	QPSK	Mode A	0	Right Cheek	26865	831.5	25	12	23.5	22.6	0.633	0.779	0.392	0.482	
ANT 2	Head	QPSK	Mode A	0	Right Tilt	26865	831.5	1	25	23.5	22.6	0.448	0.551	0.231	0.284	
ANT 2	Head	QPSK	Mode A	0	Right Tilt	26865	831.5	25	12	23.5	22.6	0.446	0.549	0.230	0.283	
ANT 2	Body & Hotspot	QPSK	Mode B	5	Back	26865	831.5	1	25	25.2	24.3	0.432	<b>0.531</b>	0.253	0.311	35
ANT 2	Body & Hotspot	QPSK	Mode B	5	Back	26865	831.5	25	12	24.2	23.6	0.367	0.421	0.215	0.247	
ANT 2	Body & Hotspot	QPSK	Mode B	5	Front	26865	831.5	1	25	25.2	24.3	0.334	0.411	0.196	0.241	
ANT 2	Body & Hotspot	QPSK	Mode B	5	Front	26865	831.5	25	12	24.2	23.6	0.271	0.311	0.157	0.180	
ANT 2	Hotspot	QPSK	Mode B	5	Edge Top	26865	831.5	1	25	25.2	24.3	0.345	0.424	0.159	0.196	
ANT 2	Hotspot	QPSK	Mode B	5	Edge Top	26865	831.5	25	12	24.2	23.6	0.295	0.339	0.136	0.156	
ANT 2	Hotspot	QPSK	Mode B	5	Edge Right	26865	831.5	1	25	25.2	24.3	0.110	0.135	0.071	0.087	
ANT 2	Hotspot	QPSK	Mode B	5	Edge Right	26865	831.5	25	12	24.2	23.6	0.093	0.107	0.060	0.069	
ANT 2	Hotspot	QPSK	Mode B	5	Edge Left	26865	831.5	1	25	25.2	24.3	0.436	<b>0.536</b>	0.284	0.349	36
ANT 2	Hotspot	QPSK	Mode B	5	Edge Left	26865	831.5	25	12	24.2	23.6	0.370	0.425	0.240	0.276	



### 10.13. LTE Band 30 (10MHz Bandwidth)

Antenna(s)	RF Exposure Condition	Mode(s)	Power Mode(s)	Dist. (mm)	Test Position(s)	Channel	Freq. (MHz)	RB Allocation	RB Offset	Max Output Pwr (dBm)	Meas. (dBm)	1-g Meas. (W/kg)	1-g Scaled (W/kg)	10-g Meas. (W/kg)	10-g Scaled (W/kg)	Plot No.
ANT 1	Head	QPSK	Mode A	0	Left Cheek	27710	2310	1	25	25.0	24.3	0.173	0.203	0.100	0.117	
ANT 1	Head	QPSK	Mode A	0	Left Cheek	27710	2310	25	12	24.7	24.2	0.173	0.194	0.102	0.114	
ANT 1	Head	QPSK	Mode A	0	Left Tilt	27710	2310	1	25	25.0	24.3	0.106	0.125	0.065	0.076	
ANT 1	Head	QPSK	Mode A	0	Left Tilt	27710	2310	25	12	24.7	24.2	0.107	0.120	0.066	0.074	
ANT 1	Head	QPSK	Mode A	0	Right Cheek	27710	2310	1	25	25.0	24.3	0.160	0.188	0.097	0.114	
ANT 1	Head	QPSK	Mode A	0	Right Cheek	27710	2310	25	12	24.7	24.2	0.165	0.185	0.101	0.113	
ANT 1	Head	QPSK	Mode A	0	Right Tilt	27710	2310	1	25	25.0	24.3	0.161	0.189	0.094	0.110	
ANT 1	Head	QPSK	Mode A	0	Right Tilt	27710	2310	25	12	24.7	24.2	0.163	0.183	0.095	0.107	
ANT 1	Body & Hotspot	QPSK	Mode B	5	Back	27710	2310	1	25	19.4	18.6	0.611	0.735	0.250	0.301	
ANT 1	Body & Hotspot	QPSK	Mode B	5	Back	27710	2310	25	12	19.4	18.6	0.601	0.723	0.253	0.304	
ANT 1	Body & Hotspot	QPSK	Mode B	5	Front	27710	2310	1	25	19.4	18.6	0.378	0.454	0.166	0.200	
ANT 1	Body & Hotspot	QPSK	Mode B	5	Front	27710	2310	25	12	19.4	18.6	0.378	0.454	0.166	0.200	
ANT 1	Hotspot	QPSK	Mode B	5	Edge Right	27710	2310	1	25	19.4	18.6	0.411	0.494	0.180	0.216	
ANT 1	Hotspot	QPSK	Mode B	5	Edge Right	27710	2310	25	12	19.4	18.6	0.408	0.491	0.178	0.214	
ANT 1	Hotspot	QPSK	Mode B	5	Edge Bottom	27710	2310	1	25	19.4	18.6	0.593	0.713	0.233	0.280	
ANT 1	Hotspot	QPSK	Mode B	5	Edge Bottom	27710	2310	25	12	19.4	18.6	0.602	0.724	0.236	0.284	
ANT 1	Hotspot	QPSK	Mode B	5	Edge Left	27710	2310	1	25	19.4	18.6	0.232	0.279	0.103	0.124	
ANT 1	Hotspot	QPSK	Mode B	5	Edge Left	27710	2310	25	12	19.4	18.6	0.231	0.278	0.103	0.124	
Antenna(s)	RF Exposure Condition	Mode(s)	Power Mode(s)	Dist. (mm)	Test Position(s)	Channel	Freq. (MHz)	RB Allocation	RB Offset	Max Output Pwr (dBm)	Meas. (dBm)	1-g Meas. (W/kg)	1-g Scaled (W/kg)	10-g Meas. (W/kg)	10-g Scaled (W/kg)	Plot No.
ANT 2	Head	QPSK	Mode A	0	Left Cheek	27710	2310	1	0	19.3	19.0	0.583	0.625	0.244	0.261	
ANT 2	Head	QPSK	Mode A	0	Left Cheek	27710	2310	25	0	19.3	18.9	0.589	0.646	0.246	0.270	
ANT 2	Head	QPSK	Mode A	0	Left Tilt	27710	2310	1	0	19.3	19.0	0.677	0.725	0.273	0.293	
ANT 2	Head	QPSK	Mode A	0	Left Tilt	27710	2310	25	0	19.3	18.9	0.719	0.788	0.292	0.320	
ANT 2	Head	QPSK	Mode A	0	Right Cheek	27710	2310	1	0	19.3	19.0	0.814	0.872	0.357	0.383	
ANT 2	Head	QPSK	Mode A	0	Right Cheek	27710	2310	25	0	19.3	18.9	0.831	0.911	0.365	0.400	
ANT 2	Head	QPSK	Mode A	0	Right Cheek	27710	2310	50	0	19.3	18.9	0.832	<b>0.912</b>	0.365	0.400	37
ANT 2	Head	QPSK	Mode A	0	Right Tilt	27710	2310	1	0	19.3	19.0	0.575	0.616	0.231	0.248	
ANT 2	Head	QPSK	Mode A	0	Right Tilt	27710	2310	25	0	19.3	18.9	0.588	0.645	0.236	0.259	
ANT 2	Body & Hotspot	QPSK	Mode B	5	Back	27710	2310	1	0	19.8	19.0	0.671	0.807	0.306	0.368	
ANT 2	Body & Hotspot	QPSK	Mode B	5	Back	27710	2310	25	0	19.8	18.9	0.664	0.817	0.302	0.372	
ANT 2	Body & Hotspot	QPSK	Mode B	5	Back	27710	2310	50	0	19.8	18.8	0.718	<b>0.904</b>	0.310	0.390	38
ANT 2	Body & Hotspot	QPSK	Mode B	5	Front	27710	2310	1	0	19.8	19.0	0.384	0.462	0.186	0.224	
ANT 2	Body & Hotspot	QPSK	Mode B	5	Front	27710	2310	25	0	19.8	18.9	0.402	0.495	0.196	0.241	
ANT 2	Hotspot	QPSK	Mode B	5	Edge Top	27710	2310	1	0	19.8	19.0	0.619	0.744	0.245	0.295	
ANT 2	Hotspot	QPSK	Mode B	5	Edge Top	27710	2310	25	0	19.8	18.9	0.631	0.776	0.251	0.309	
ANT 2	Hotspot	QPSK	Mode B	5	Edge Right	27710	2310	1	0	19.8	19.0	0.043	0.052	0.022	0.026	
ANT 2	Hotspot	QPSK	Mode B	5	Edge Right	27710	2310	25	0	19.8	18.9	0.042	0.052	0.022	0.027	
ANT 2	Hotspot	QPSK	Mode B	5	Edge Left	27710	2310	1	0	19.8	19.0	0.631	0.759	0.297	0.357	
ANT 2	Hotspot	QPSK	Mode B	5	Edge Left	27710	2310	25	0	19.8	18.9	0.639	0.786	0.300	0.369	
Antenna(s)	RF Exposure Condition	Mode(s)	Power Mode(s)	Dist. (mm)	Test Position(s)	Channel	Freq. (MHz)	RB Allocation	RB Offset	Max Output Pwr (dBm)	Meas. (dBm)	1-g Meas. (W/kg)	1-g Scaled (W/kg)	10-g Meas. (W/kg)	10-g Scaled (W/kg)	Plot No.
ANT 3	Head	QPSK	Mode A	0	Left Cheek	27710	2310	1	25	23.0	22.3	0.070	0.082	0.040	0.047	
ANT 3	Head	QPSK	Mode A	0	Left Cheek	27710	2310	25	12	23.0	22.3	0.073	0.086	0.042	0.049	
ANT 3	Head	QPSK	Mode A	0	Left Tilt	27710	2310	1	25	23.0	22.3	0.040	0.047	0.022	0.026	
ANT 3	Head	QPSK	Mode A	0	Left Tilt	27710	2310	25	12	23.0	22.3	0.040	0.047	0.022	0.026	
ANT 3	Head	QPSK	Mode A	0	Right Cheek	27710	2310	1	25	23.0	22.3	0.068	0.080	0.037	0.043	
ANT 3	Head	QPSK	Mode A	0	Right Cheek	27710	2310	25	12	23.0	22.3	0.066	0.078	0.036	0.042	
ANT 3	Head	QPSK	Mode A	0	Right Tilt	27710	2310	1	25	23.0	22.3	0.029	0.034	0.017	0.020	
ANT 3	Head	QPSK	Mode A	0	Right Tilt	27710	2310	25	12	23.0	22.3	0.027	0.032	0.016	0.019	
ANT 3	Body & Hotspot	QPSK	Mode B	5	Back	27710	2310	1	25	23.1	22.4	0.708	0.832	0.355	0.417	
ANT 3	Body & Hotspot	QPSK	Mode B	5	Back	27710	2310	25	12	23.1	22.4	0.712	0.837	0.356	0.418	
ANT 3	Body & Hotspot	QPSK	Mode B	5	Back	27710	2310	50	0	23.1	22.3	0.640	0.769	0.286	0.344	
ANT 3	Body & Hotspot	QPSK	Mode B	5	Front	27710	2310	1	25	23.1	22.4	0.617	0.725	0.294	0.345	
ANT 3	Body & Hotspot	QPSK	Mode B	5	Front	27710	2310	25	12	23.1	22.4	0.614	0.721	0.294	0.345	
ANT 3	Hotspot	QPSK	Mode B	5	Edge Bottom	27710	2310	1	25	23.1	22.4	0.763	0.896	0.356	0.418	
ANT 3	Hotspot	QPSK	Mode B	5	Edge Bottom	27710	2310	25	12	23.1	22.4	0.754	0.886	0.351	0.412	
ANT 3	Hotspot	QPSK	Mode B	5	Edge Bottom	27710	2310	50	0	23.1	22.3	0.780	<b>0.938</b>	0.364	0.438	39
ANT 3	Hotspot	QPSK	Mode B	5	Edge Left	27710	2310	1	25	23.1	22.4	0.560	0.658	0.246	0.289	
ANT 3	Hotspot	QPSK	Mode B	5	Edge Left	27710	2310	25	12	23.1	22.4	0.555	0.652	0.244	0.287	

Antenna(s)	RF Exposure Condition	Mode(s)	Power Mode(s)	Dist. (mm)	Test Position(s)	Channel	Freq. (MHz)	RB Allocation	RB Offset	Max Output Pwr (dBm)	Meas. (dBm)	1-g Meas. (W/kg)	1-g Scaled (W/kg)	10-g Meas. (W/kg)	10-g Scaled (W/kg)	Plot No.
ANT 4	Head	QPSK	Mode A	0	Left Cheek	27710	2310	1	0	17.8	17.8	0.904	0.904	0.461	0.461	
ANT 4	Head	QPSK	Mode A	0	Left Cheek	27710	2310	25	12	17.8	17.7	0.882	0.903	0.450	0.460	
ANT 4	Head	QPSK	Mode A	0	Left Cheek	27710	2310	50	0	17.8	17.7	0.883	0.904	0.449	0.459	
ANT 4	Head	QPSK	Mode A	0	Left Tilt	27710	2310	1	0	17.8	17.8	0.505	0.505	0.251	0.251	
ANT 4	Head	QPSK	Mode A	0	Left Tilt	27710	2310	25	12	17.8	17.7	0.503	0.515	0.252	0.258	
ANT 4	Head	QPSK	Mode A	0	Right Cheek	27710	2310	1	0	17.8	17.8	0.259	0.259	0.151	0.151	
ANT 4	Head	QPSK	Mode A	0	Right Cheek	27710	2310	25	12	17.8	17.7	0.237	0.243	0.139	0.142	
ANT 4	Head	QPSK	Mode A	0	Right Tilt	27710	2310	1	0	17.8	17.8	0.178	0.178	0.102	0.102	
ANT 4	Head	QPSK	Mode A	0	Right Tilt	27710	2310	25	12	17.8	17.7	0.176	0.180	0.100	0.102	
ANT 4	Body & Hotspot	QPSK	Mode B	5	Back	27710	2310	1	25	19.3	18.4	0.653	0.803	0.336	0.413	
ANT 4	Body & Hotspot	QPSK	Mode B	5	Back	27710	2310	25	12	19.3	18.3	0.658	0.828	0.341	0.429	
ANT 4	Body & Hotspot	QPSK	Mode B	5	Back	27710	2310	50	0	19.3	18.3	0.701	0.883	0.360	0.453	
ANT 4	Body & Hotspot	QPSK	Mode B	5	Front	27710	2310	1	25	19.3	18.4	0.391	0.481	0.214	0.263	
ANT 4	Body & Hotspot	QPSK	Mode B	5	Front	27710	2310	25	12	19.3	18.3	0.390	0.491	0.213	0.268	
ANT 4	Hotspot	QPSK	Mode B	5	Edge Top	27710	2310	1	25	19.3	18.4	0.240	0.295	0.095	0.117	
ANT 4	Hotspot	QPSK	Mode B	5	Edge Top	27710	2310	25	12	19.3	18.3	0.238	0.300	0.095	0.120	
ANT 4	Hotspot	QPSK	Mode B	5	Edge Right	27710	2310	1	25	19.3	18.4	0.560	0.689	0.271	0.333	
ANT 4	Hotspot	QPSK	Mode B	5	Edge Right	27710	2310	25	12	19.3	18.3	0.551	0.694	0.265	0.334	

### 10.14. LTE Band 41 PC3 (20MHz Bandwidth)

Antenna(s)	RF Exposure Condition	Mode(s)	Power Mode(s)	Dist. (mm)	Test Position(s)	Channel	Freq. (MHz)	RB Allocation	RB Offset	Max Output Pwr (dBm)	Meas. (dBm)	1-g Meas. (W/kg)	1-g Scaled (W/kg)	10-g Meas. (W/kg)	10-g Scaled (W/kg)	Plot No.
ANT 1	Head	QPSK	Mode A	0	Left Cheek	40620	2593	1	49	25.7	25.1	0.129	0.148	0.073	0.084	
ANT 1	Head	QPSK	Mode A	0	Left Cheek	40620	2593	50	24	24.7	24.3	0.108	0.118	0.060	0.066	
ANT 1	Head	QPSK	Mode A	0	Left Tilt	40620	2593	1	49	25.7	25.1	0.139	0.160	0.072	0.083	
ANT 1	Head	QPSK	Mode A	0	Left Tilt	40620	2593	50	24	24.7	24.3	0.116	0.127	0.059	0.065	
ANT 1	Head	QPSK	Mode A	0	Right Cheek	40620	2593	1	49	25.7	25.1	0.299	0.343	0.159	0.183	
ANT 1	Head	QPSK	Mode A	0	Right Cheek	40620	2593	50	24	24.7	24.3	0.223	0.245	0.118	0.129	
ANT 1	Head	QPSK	Mode A	0	Right Tilt	40620	2593	1	49	25.7	25.1	0.064	0.073	0.035	0.040	
ANT 1	Head	QPSK	Mode A	0	Right Tilt	40620	2593	50	24	24.7	24.3	0.055	0.060	0.029	0.032	
ANT 1	Body & Hotspot	QPSK	Mode B	5	Back	40620	2593	1	49	22.6	21.5	0.421	0.542	0.202	0.260	
ANT 1	Body & Hotspot	QPSK	Mode B	5	Back	40620	2593	50	50	22.6	21.6	0.422	0.531	0.203	0.256	
ANT 1	Body & Hotspot	QPSK	Mode B	5	Front	40620	2593	1	49	22.6	21.5	0.373	0.481	0.191	0.246	
ANT 1	Body & Hotspot	QPSK	Mode B	5	Front	40620	2593	50	50	22.6	21.6	0.368	0.463	0.187	0.235	
ANT 1	Hotspot	QPSK	Mode B	5	Edge Right	40620	2593	1	49	22.6	21.5	0.496	0.639	0.219	0.282	
ANT 1	Hotspot	QPSK	Mode B	5	Edge Right	40620	2593	50	50	22.6	21.6	0.496	0.624	0.219	0.276	
ANT 1	Hotspot	QPSK	Mode B	5	Edge Bottom	40620	2593	1	49	22.6	21.5	0.415	0.535	0.173	0.223	
ANT 1	Hotspot	QPSK	Mode B	5	Edge Bottom	40620	2593	50	50	22.6	21.6	0.418	0.526	0.174	0.219	
ANT 1	Hotspot	QPSK	Mode B	5	Edge Left	40620	2593	1	49	22.6	21.5	0.018	0.023	0.008	0.010	
ANT 1	Hotspot	QPSK	Mode B	5	Edge Left	40620	2593	50	50	22.6	21.6	0.018	0.023	0.008	0.010	
ANT 2	Head	QPSK	Mode A	0	Left Cheek	40620	2593	1	0	20.0	19.2	0.358	0.430	0.139	0.167	
ANT 2	Head	QPSK	Mode A	0	Left Cheek	40620	2593	50	24	20.0	19.2	0.370	0.445	0.143	0.172	
ANT 2	Head	QPSK	Mode A	0	Left Tilt	40620	2593	1	0	20.0	19.2	0.450	0.541	0.167	0.201	
ANT 2	Head	QPSK	Mode A	0	Left Tilt	40620	2593	50	24	20.0	19.2	0.463	0.557	0.172	0.207	
ANT 2	Head	QPSK	Mode A	0	Right Cheek	40620	2593	1	0	20.0	19.2	0.482	0.579	0.208	0.250	
ANT 2	Head	QPSK	Mode A	0	Right Cheek	40620	2593	50	24	20.0	19.2	0.492	0.592	0.212	0.255	
ANT 2	Head	QPSK	Mode A	0	Right Tilt	40620	2593	1	0	20.0	19.2	0.505	0.607	0.197	0.237	
ANT 2	Head	QPSK	Mode A	0	Right Tilt	40620	2593	50	24	20.0	19.2	0.515	0.619	0.201	0.242	
ANT 2	Body & Hotspot	QPSK	Mode B	5	Back	40620	2593	1	49	20.7	19.5	0.602	0.794	0.257	0.339	
ANT 2	Body & Hotspot	QPSK	Mode B	5	Back	40620	2593	50	24	20.7	19.6	0.605	0.779	0.259	0.334	
ANT 2	Body & Hotspot	QPSK	Mode B	5	Front	40620	2593	1	49	20.7	19.5	0.343	0.452	0.152	0.200	
ANT 2	Body & Hotspot	QPSK	Mode B	5	Front	40620	2593	50	24	20.7	19.6	0.340	0.438	0.151	0.195	
ANT 2	Hotspot	QPSK	Mode B	5	Edge Top	40620	2593	1	49	20.7	19.5	0.503	0.663	0.183	0.241	
ANT 2	Hotspot	QPSK	Mode B	5	Edge Top	40620	2593	50	24	20.7	19.6	0.516	0.665	0.188	0.242	
ANT 2	Hotspot	QPSK	Mode B	5	Edge Right	40620	2593	1	49	20.7	19.5	0.037	0.049	0.018	0.024	
ANT 2	Hotspot	QPSK	Mode B	5	Edge Right	40620	2593	50	24	20.7	19.6	0.036	0.046	0.018	0.023	
ANT 2	Hotspot	QPSK	Mode B	5	Edge Left	40620	2593	1	49	20.7	19.5	0.595	<b>0.784</b>	0.258	0.340	42
ANT 2	Hotspot	QPSK	Mode B	5	Edge Left	40620	2593	50	24	20.7	19.6	0.587	0.756	0.254	0.327	
ANT 3	Head	QPSK	Mode A	0	Left Cheek	40620	2593	1	0	23.9	22.9	0.146	0.184	0.079	0.099	
ANT 3	Head	QPSK	Mode A	0	Left Cheek	40620	2593	50	24	23.9	22.9	0.139	0.175	0.075	0.094	
ANT 3	Head	QPSK	Mode A	0	Left Tilt	40620	2593	1	0	23.9	22.9	0.052	0.065	0.027	0.034	
ANT 3	Head	QPSK	Mode A	0	Left Tilt	40620	2593	50	24	23.9	22.9	0.049	0.062	0.024	0.030	
ANT 3	Head	QPSK	Mode A	0	Right Cheek	40620	2593	1	0	23.9	22.9	0.071	0.089	0.039	0.049	
ANT 3	Head	QPSK	Mode A	0	Right Cheek	40620	2593	50	24	23.9	22.9	0.068	0.086	0.036	0.045	
ANT 3	Head	QPSK	Mode A	0	Right Tilt	40620	2593	1	0	23.9	22.9	0.082	0.103	0.040	0.050	
ANT 3	Head	QPSK	Mode A	0	Right Tilt	40620	2593	50	24	23.9	22.9	0.080	0.101	0.039	0.049	
ANT 3	Body & Hotspot	QPSK	Mode B	5	Back	40620	2593	1	99	22.1	21.2	0.514	0.632	0.219	0.269	
ANT 3	Body & Hotspot	QPSK	Mode B	5	Back	40620	2593	50	24	22.1	21.2	0.502	0.618	0.217	0.267	
ANT 3	Body & Hotspot	QPSK	Mode B	5	Front	40620	2593	1	99	22.1	21.2	0.499	0.614	0.244	0.300	
ANT 3	Body & Hotspot	QPSK	Mode B	5	Front	40620	2593	50	24	22.1	21.2	0.483	0.594	0.235	0.289	
ANT 3	Hotspot	QPSK	Mode B	5	Edge Bottom	40620	2593	1	99	22.1	21.2	0.307	0.378	0.136	0.167	
ANT 3	Hotspot	QPSK	Mode B	5	Edge Bottom	40620	2593	50	24	22.1	21.2	0.302	0.372	0.136	0.167	
ANT 3	Hotspot	QPSK	Mode B	5	Edge Left	40620	2593	1	99	22.1	21.2	0.487	0.599	0.217	0.267	
ANT 3	Hotspot	QPSK	Mode B	5	Edge Left	40620	2593	50	24	22.1	21.2	0.521	0.641	0.232	0.285	

Antenna(s)	RF Exposure Condition	Mode(s)	Power Mode(s)	Dist. (mm)	Test Position(s)	Channel	Freq. (MHz)	RB Allocation	RB Offset	Max Output Pwr (dBm)	Meas. (dBm)	1-g Meas. (W/kg)	1-g Scaled (W/kg)	10-g Meas. (W/kg)	10-g Scaled (W/kg)	Plot No.
ANT 4	Head	QPSK	Mode A	0	Left Cheek	40620	2593	1	99	19.4	19.0	0.621	0.681	0.288	0.316	
ANT 4	Head	QPSK	Mode A	0	Left Cheek	40620	2593	50	24	19.4	19.0	0.629	<b>0.690</b>	0.292	0.320	40
ANT 4	Head	QPSK	Mode A	0	Left Tilt	40620	2593	1	99	19.4	19.0	0.308	0.338	0.136	0.149	
ANT 4	Head	QPSK	Mode A	0	Left Tilt	40620	2593	50	24	19.4	19.0	0.306	0.336	0.135	0.148	
ANT 4	Head	QPSK	Mode A	0	Right Cheek	40620	2593	1	99	19.4	19.0	0.190	0.208	0.100	0.110	
ANT 4	Head	QPSK	Mode A	0	Right Cheek	40620	2593	50	24	19.4	19.0	0.188	0.206	0.099	0.109	
ANT 4	Head	QPSK	Mode A	0	Right Tilt	40620	2593	1	99	19.4	19.0	0.107	0.117	0.052	0.057	
ANT 4	Head	QPSK	Mode A	0	Right Tilt	40620	2593	50	24	19.4	19.0	0.107	0.117	0.052	0.057	
ANT 4	Body & Hotspot	QPSK	Mode B	5	Back	39750	2506	1	99	20.7	20.5	0.854	0.894	0.423	0.443	
ANT 4	Body & Hotspot	QPSK	Mode B	5	Back	39750	2506	50	24	20.7	20.5	0.848	0.888	0.447	0.468	
ANT 4	Body & Hotspot	QPSK	Mode B	5	Back	40185	2549.5	1	0	20.7	20.4	0.878	<b>0.941</b>	0.446	0.478	41
ANT 4	Body & Hotspot	QPSK	Mode B	5	Back	40185	2549.5	50	24	20.7	20.5	0.874	0.915	0.443	0.464	
ANT 4	Body & Hotspot	QPSK	Mode B	5	Back	40620	2593	1	99	20.7	20.5	0.824	0.863	0.408	0.427	
ANT 4	Body & Hotspot	QPSK	Mode B	5	Back	40620	2593	50	50	20.7	20.4	0.820	0.879	0.406	0.435	
ANT 4	Body & Hotspot	QPSK	Mode B	5	Back	41055	2636.5	1	99	20.7	20.6	0.776	0.794	0.395	0.404	
ANT 4	Body & Hotspot	QPSK	Mode B	5	Back	41055	2636.5	50	50	20.7	20.6	0.772	0.790	0.377	0.386	
ANT 4	Body & Hotspot	QPSK	Mode B	5	Back	41490	2680	1	99	20.7	20.2	0.792	0.889	0.366	0.411	
ANT 4	Body & Hotspot	QPSK	Mode B	5	Back	41490	2680	50	50	20.7	20.2	0.789	0.885	0.366	0.411	
ANT 4	Body & Hotspot	QPSK	Mode B	5	Back	41490	2680	100	0	20.7	20.5	0.658	0.689	0.306	0.320	
ANT 4	Body & Hotspot	QPSK	Mode B	5	Front	40620	2593	1	99	20.7	20.5	0.380	0.398	0.182	0.191	
ANT 4	Body & Hotspot	QPSK	Mode B	5	Front	40620	2593	50	50	20.7	20.4	0.355	0.380	0.171	0.183	
ANT 4	Hotspot	QPSK	Mode B	5	Edge Top	40620	2593	1	99	20.7	20.5	0.169	0.177	0.069	0.072	
ANT 4	Hotspot	QPSK	Mode B	5	Edge Top	40620	2593	50	50	20.7	20.4	0.153	0.164	0.064	0.069	
ANT 4	Hotspot	QPSK	Mode B	5	Edge Right	40620	2593	1	99	20.7	20.5	0.515	0.539	0.238	0.249	
ANT 4	Hotspot	QPSK	Mode B	5	Edge Right	40620	2593	50	50	20.7	20.4	0.508	0.544	0.237	0.254	

**UL CA 41C PC3**

Antenna	RF Exposure Conditions	Mode	Power Mode	Dist. (mm)	Test Position(s)	PCC UL				SCC UL				Power (dBm)		1-g SAR (W/kg)			10-g SAR (W/kg)		Plot No.
						Ch #	Freq. (MHz)	RB Allocation	RB Offset	Ch #	Freq. (MHz)	RB Allocation	RB Offset	Tune-up limit	Meas.	Meas.	Scaled	Meas.	Scaled		
ANT 1	Head	QPSK	Mode A	0	Right Cheek	40521	2583.1	1	99	40719	2602.9	1	0	25.7	25.1	0.274	0.315	0.144	0.165	-	
	Body & Hotspot	QPSK	Mode B	5	Back	40521	2583.1	1	99	40719	2602.9	1	0	22.6	22.0	0.435	0.499	0.204	0.234	-	
	Hotspot	QPSK	Mode B	5	Edge Right	40521	2583.1	1	99	40719	2602.9	1	0	22.6	22.0	0.483	0.555	0.212	0.243	-	
ANT 2	Head	QPSK	Mode A	0	Right Tilt	40521	2583.1	1	99	40719	2602.9	1	0	20.0	18.9	0.466	0.599	0.176	0.226	-	
	Body & Hotspot	QPSK	Mode B	5	Back	40521	2583.1	1	99	40719	2602.9	1	0	20.7	19.6	0.569	0.728	0.245	0.313	-	
ANT 3	Head	QPSK	Mode A	0	Left Cheek	40521	2583.1	1	99	40719	2602.9	1	0	23.9	23.5	0.110	0.121	0.058	0.064	-	
	Body & Hotspot	QPSK	Mode B	5	Back	40521	2583.1	1	99	40719	2602.9	1	0	22.1	21.6	0.445	0.499	0.213	0.239	-	
	Hotspot	QPSK	Mode B	5	Edge Left	40521	2583.1	1	99	40719	2602.9	1	0	22.1	21.6	0.247	0.277	0.105	0.118	-	
ANT 4	Head	QPSK	Mode A	0	Left Cheek	40521	2583.1	1	99	40719	2602.9	1	0	19.4	18.6	0.490	0.590	0.233	0.281	-	
	Body & Hotspot	QPSK	Mode B	5	Back	39750	2506	1	99	39948	2525.8	1	0	20.7	20.0	0.657	0.770	0.338	0.396	-	

**Note(s):**

PCC RB allocation setting for UL CA has been adjusted based on the worst-case power. Additional SAR for UL CA PC2 is not required. Test reduction has been applied based on standalone SAR.

### 10.15. LTE Band 41 PC2 (20MHz Bandwidth)

From May 2017 TCB Workshop, SAR tested were performed using Power Class 3. SAR test for Power Class 2 is tested using the highest SAR test configuration in Power Class 3 for each LTE configuration and exposure condition combination. According to the highest time averaged power for UL-DL configurations, configuration # 1 with duty cycle 43.3% is used for Power Class 2 SAR test.

Additional SAR testing for Power Class 2 is not required when:

- The reported SAR vs. output power can be linearly scaled with < 10% discrepancy between power classes and all reported SAR are < 1.4 W/kg

#### Reported SAR vs. Output Power linearly scaled

Antenna	RF Exposure Condition	Mode(s)	Power Mode(s)	LTE B41 PC2			LTE B41 PC3				Linearly scaled	Linearly scaled	Testing Required
				Duty Cycle (%)	Max Output Power	Frame Avg Pwr (mW)	Duty Cycle (%)	Max Output Power	Frame Avg Pwr (mW)	Reported SAR (W/kg)	PC2	PC2	PC2
ANT 1	Head	QPSK	Mode A	43.3%	28.0	273.2	63.3%	25.7	235.2	0.343	0.398	16.0%	Yes
ANT 1	Body-w orn	QPSK	Mode B	43.3%	24.2	113.9	63.3%	22.6	115.2	0.542	0.536	-1.1%	No
ANT 1	Hotspot	QPSK	Mode B	43.3%	24.2	113.9	63.3%	22.6	115.2	0.639	0.632	-1.1%	No
Antenna	RF Exposure Condition	Mode(s)	Power Mode(s)	LTE B41 PC2			LTE B41 PC3				Linearly scaled	Linearly scaled	Testing Required
				Duty Cycle (%)	Max Output Power	Frame Avg Pwr (mW)	Duty Cycle (%)	Max Output Power	Frame Avg Pwr (mW)	Reported SAR (W/kg)	PC2	PC2	PC2
ANT 2	Head	QPSK	Mode A	43.3%	21.6	62.6	63.3%	20.0	63.3	0.619	0.612	-1.2%	No
ANT 2	Body & Hotspot	QPSK	Mode B	43.3%	22.3	73.5	63.3%	20.7	74.4	0.794	0.785	-1.1%	No
Antenna	RF Exposure Condition	Mode(s)	Power Mode(s)	LTE B41 PC2			LTE B41 PC3				Linearly scaled	Linearly scaled	Testing Required
				Duty Cycle (%)	Max Output Power	Frame Avg Pwr (mW)	Duty Cycle (%)	Max Output Power	Frame Avg Pwr (mW)	Reported SAR (W/kg)	PC2	PC2	PC2
ANT 3	Head	QPSK	Mode A	43.3%	25.5	153.6	63.3%	23.9	155.4	0.184	0.182	-1.0%	No
ANT 3	Body-w orn	QPSK	Mode B	43.3%	23.7	101.5	63.3%	22.1	102.7	0.632	0.625	-1.2%	No
ANT 3	Hotspot	QPSK	Mode B	43.3%	23.7	101.5	63.3%	22.1	102.7	0.641	0.634	-1.1%	No
Antenna	RF Exposure Condition	Mode(s)	Power Mode(s)	LTE B41 PC2			LTE B41 PC3				Linearly scaled	Linearly scaled	Testing Required
				Duty Cycle (%)	Max Output Power	Frame Avg Pwr (mW)	Duty Cycle (%)	Max Output Power	Frame Avg Pwr (mW)	Reported SAR (W/kg)	PC2	PC2	PC2
ANT 4	Head	QPSK	Mode A	43.3%	21.0	54.5	63.3%	19.4	55.1	0.690	0.682	-1.2%	No
ANT 4	Body & Hotspot	QPSK	Mode B	43.3%	22.3	73.5	63.3%	20.7	74.4	0.941	0.930	-1.2%	No

#### Conclusion:

SAR testing for Power Class 2 is required for ANT 1 Mode A Head only because the PC2 reported SAR vs. output power linearly scaled >10%.

#### SAR Test Results

Antenna(s)	RF Exposure Condition	Mode(s)	Power Mode(s)	Dist. (mm)	Test Position(s)	Channel	Freq. (MHz)	RB Allocation	RB Offset	Max Output Pwr (dBm)	Meas. (dBm)	1-g Meas. (W/kg)	1-g Scaled (W/kg)	10-g Meas. (W/kg)	10-g Scaled (W/kg)	Plot No.
ANT 1	Head	QPSK	Mode A	0	Right Cheek	40620	2593	1	99	28.0	27.5	0.276	0.310	0.154	0.173	

### 10.16. LTE Band 48 (20MHz Bandwidth)

Antenna(s)	RF Exposure Condition	Mode(s)	Power Mode(s)	Dist. (mm)	Test Position(s)	Channel	Freq. (MHz)	RB Allocation	RB Offset	Max Output Pwr (dBm)	Meas. (dBm)	1-g Meas. (W/kg)	1-g Scaled (W/kg)	10-g Meas. (W/kg)	10-g Scaled (W/kg)	Plot No.
ANT 7	Head	QPSK	Mode A	0	Left Cheek	56207	3646.7	1	0	23.7	23.1	0.035	0.040	0.017	0.020	
ANT 7	Head	QPSK	Mode A	0	Left Cheek	56207	3646.7	50	50	23.7	23.2	0.032	0.036	0.012	0.013	
ANT 7	Head	QPSK	Mode A	0	Left Tilt	56207	3646.7	1	0	23.7	23.1	0.059	0.068	0.024	0.028	
ANT 7	Head	QPSK	Mode A	0	Left Tilt	56207	3646.7	50	50	23.7	23.2	0.058	0.065	0.023	0.026	
ANT 7	Head	QPSK	Mode A	0	Right Cheek	56207	3646.7	1	0	23.7	23.1	0.088	0.101	0.038	0.044	
ANT 7	Head	QPSK	Mode A	0	Right Cheek	56207	3646.7	50	50	23.7	23.2	0.081	0.091	0.034	0.038	
ANT 7	Head	QPSK	Mode A	0	Right Tilt	56207	3646.7	1	0	23.7	23.1	0.043	0.049	0.016	0.018	
ANT 7	Head	QPSK	Mode A	0	Right Tilt	56207	3646.7	50	50	23.7	23.2	0.041	0.046	0.015	0.017	
ANT 7	Body & Hotspot	QPSK	Mode B	5	Back	56207	3646.7	1	49	21.5	20.9	0.397	0.456	0.143	0.164	
ANT 7	Body & Hotspot	QPSK	Mode B	5	Back	56207	3646.7	50	24	21.5	21.0	0.404	0.453	0.146	0.164	
ANT 7	Body & Hotspot	QPSK	Mode B	5	Front	56207	3646.7	1	49	21.5	20.9	0.162	0.186	0.060	0.069	
ANT 7	Body & Hotspot	QPSK	Mode B	5	Front	56207	3646.7	50	24	21.5	21.0	0.166	0.186	0.061	0.068	
ANT 7	Hotspot	QPSK	Mode B	5	Edge Right	56207	3646.7	1	49	21.5	20.9	0.582	0.668	0.203	0.233	
ANT 7	Hotspot	QPSK	Mode B	5	Edge Right	56207	3646.7	50	24	21.5	21.0	0.537	0.603	0.188	0.211	
ANT 7	Hotspot	QPSK	Mode B	5	Edge Bottom	56207	3646.7	1	49	21.5	20.9	0.153	0.176	0.050	0.057	
ANT 7	Hotspot	QPSK	Mode B	5	Edge Bottom	56207	3646.7	50	24	21.5	21.0	0.158	0.177	0.053	0.059	
ANT 8	Head	QPSK	Mode A	0	Left Cheek	56207	3646.7	1	49	21.5	20.2	0.159	0.214	0.049	0.066	
ANT 8	Head	QPSK	Mode A	0	Left Cheek	56207	3646.7	50	50	21.5	20.3	0.090	0.119	0.037	0.049	
ANT 8	Head	QPSK	Mode A	0	Left Tilt	56207	3646.7	1	49	21.5	20.2	0.220	0.297	0.069	0.093	
ANT 8	Head	QPSK	Mode A	0	Left Tilt	56207	3646.7	50	50	21.5	20.3	0.221	0.291	0.070	0.092	
ANT 8	Head	QPSK	Mode A	0	Right Cheek	56207	3646.7	1	49	21.5	20.2	0.498	0.672	0.185	0.250	
ANT 8	Head	QPSK	Mode A	0	Right Cheek	56207	3646.7	50	50	21.5	20.3	0.513	0.676	0.191	0.252	
ANT 8	Head	QPSK	Mode A	0	Right Tilt	56207	3646.7	1	49	21.5	20.2	0.316	0.426	0.127	0.171	
ANT 8	Head	QPSK	Mode A	0	Right Tilt	56207	3646.7	50	50	21.5	20.3	0.318	0.419	0.128	0.169	
ANT 8	Body & Hotspot	QPSK	Mode B	5	Back	56207	3646.7	1	0	20.7	20.0	0.533	0.626	0.170	0.200	
ANT 8	Body & Hotspot	QPSK	Mode B	5	Back	56207	3646.7	50	50	20.7	20.1	0.551	0.633	0.176	0.202	
ANT 8	Body & Hotspot	QPSK	Mode B	5	Front	56207	3646.7	1	0	20.7	20.0	0.198	0.233	0.080	0.094	
ANT 8	Body & Hotspot	QPSK	Mode B	5	Front	56207	3646.7	50	50	20.7	20.1	0.208	0.239	0.084	0.096	
ANT 8	Hotspot	QPSK	Mode B	5	Edge Top	56207	3646.7	1	0	20.7	20.0	0.254	0.298	0.081	0.095	
ANT 8	Hotspot	QPSK	Mode B	5	Edge Top	56207	3646.7	50	50	20.7	20.1	0.268	0.308	0.085	0.098	
ANT 8	Hotspot	QPSK	Mode B	5	Edge Left	56207	3646.7	1	0	20.7	20.0	0.347	0.408	0.135	0.159	
ANT 8	Hotspot	QPSK	Mode B	5	Edge Left	56207	3646.7	50	50	20.7	20.1	0.357	0.410	0.139	0.160	
ANT 9	Head	QPSK	Mode A	0	Left Cheek	56207	3646.7	1	99	22.1	21.3	0.126	0.151	0.055	0.066	
ANT 9	Head	QPSK	Mode A	0	Left Cheek	56207	3646.7	50	24	22.1	21.4	0.145	0.170	0.061	0.072	
ANT 9	Head	QPSK	Mode A	0	Left Tilt	56207	3646.7	1	99	22.1	21.3	0.023	0.028	0.008	0.010	
ANT 9	Head	QPSK	Mode A	0	Left Tilt	56207	3646.7	50	24	22.1	21.4	0.022	0.022	0.008	0.009	
ANT 9	Head	QPSK	Mode A	0	Right Cheek	56207	3646.7	1	99	22.1	21.3	0.077	0.093	0.034	0.041	
ANT 9	Head	QPSK	Mode A	0	Right Cheek	56207	3646.7	50	24	22.1	21.4	0.076	0.089	0.034	0.040	
ANT 9	Head	QPSK	Mode A	0	Right Tilt	56207	3646.7	1	99	22.1	21.3	0.042	0.050	0.017	0.020	
ANT 9	Head	QPSK	Mode A	0	Right Tilt	56207	3646.7	50	24	22.1	21.4	0.043	0.051	0.018	0.021	
ANT 9	Body & Hotspot	QPSK	Mode B	5	Back	56207	3646.7	1	49	21.2	20.0	0.591	0.779	0.212	0.279	
ANT 9	Body & Hotspot	QPSK	Mode B	5	Back	56207	3646.7	50	50	21.2	20.0	0.602	<b>0.794</b>	0.214	0.282	43
ANT 9	Body & Hotspot	QPSK	Mode B	5	Front	56207	3646.7	1	49	21.2	20.0	0.380	0.501	0.139	0.183	
ANT 9	Body & Hotspot	QPSK	Mode B	5	Front	56207	3646.7	50	50	21.2	20.0	0.384	0.506	0.141	0.186	
ANT 9	Hotspot	QPSK	Mode B	5	Edge Bottom	56207	3646.7	1	49	21.2	20.0	0.367	0.484	0.141	0.186	
ANT 9	Hotspot	QPSK	Mode B	5	Edge Bottom	56207	3646.7	50	50	21.2	20.0	0.374	0.493	0.145	0.191	
ANT 9	Hotspot	QPSK	Mode B	5	Edge Left	55340	3560	1	99	21.2	20.0	0.639	0.842	0.241	0.318	
ANT 9	Hotspot	QPSK	Mode B	5	Edge Left	55340	3560	50	24	21.2	20.1	0.651	0.839	0.246	0.317	
ANT 9	Hotspot	QPSK	Mode B	5	Edge Left	55773	3603.3	1	49	21.2	20.0	0.630	0.831	0.238	0.314	
ANT 9	Hotspot	QPSK	Mode B	5	Edge Left	55773	3603.3	50	24	21.2	20.0	0.650	0.857	0.246	0.324	
ANT 9	Hotspot	QPSK	Mode B	5	Edge Left	56207	3646.7	1	49	21.2	20.0	0.670	0.883	0.253	0.334	
ANT 9	Hotspot	QPSK	Mode B	5	Edge Left	56207	3646.7	50	50	21.2	20.0	0.680	0.896	0.256	0.337	
ANT 9	Hotspot	QPSK	Mode B	5	Edge Left	56207	3646.7	100	0	21.2	19.9	0.666	0.898	0.252	0.340	
ANT 9	Hotspot	QPSK	Mode B	5	Edge Left	56640	3690	1	0	21.2	19.9	0.672	0.907	0.254	0.343	
ANT 9	Hotspot	QPSK	Mode B	5	Edge Left	56640	3690	50	50	21.2	19.9	0.698	<b>0.942</b>	0.265	0.357	44

Antenna(s)	RF Exposure Condition	Mode(s)	Power Mode(s)	Dist. (mm)	Test Position(s)	Channel	Freq. (MHz)	RB Allocation	RB Offset	Max Output Pwr (dBm)	Meas. (dBm)	1-g Meas. (W/kg)	1-g Scaled (W/kg)	10-g Meas. (W/kg)	10-g Scaled (W/kg)	Plot No.
ANT 4	Head	QPSK	Mode A	0	Left Cheek	55340	3560	1	99	22.3	21.4	0.444	0.546	0.161	0.198	
ANT 4	Head	QPSK	Mode A	0	Left Cheek	55340	3560	50	0	22.3	21.4	0.443	0.545	0.163	0.201	
ANT 4	Head	QPSK	Mode A	0	Left Cheek	55773	3603.3	1	49	22.3	21.3	0.503	0.633	0.175	0.220	
ANT 4	Head	QPSK	Mode A	0	Left Cheek	55773	3603.3	50	0	22.3	21.3	0.490	0.617	0.173	0.218	
ANT 4	Head	QPSK	Mode A	0	Left Cheek	56207	3646.7	1	0	22.3	21.3	0.663	0.835	0.234	0.295	
ANT 4	Head	QPSK	Mode A	0	Left Cheek	56207	3646.7	50	24	22.3	21.3	0.689	0.867	0.242	0.305	
ANT 4	Head	QPSK	Mode A	0	Left Cheek	56207	3646.7	100	0	22.3	21.3	0.728	0.916	0.253	0.319	45
ANT 4	Head	QPSK	Mode A	0	Left Cheek	56640	3690	1	0	22.3	21.2	0.580	0.747	0.206	0.265	
ANT 4	Head	QPSK	Mode A	0	Left Cheek	56640	3690	50	24	22.3	21.2	0.588	0.757	0.212	0.273	
ANT 4	Head	QPSK	Mode A	0	Left Tilt	56207	3646.7	1	0	22.3	21.3	0.390	0.491	0.148	0.186	
ANT 4	Head	QPSK	Mode A	0	Left Tilt	56207	3646.7	50	24	22.3	21.3	0.368	0.463	0.143	0.180	
ANT 4	Head	QPSK	Mode A	0	Right Cheek	56207	3646.7	1	0	22.3	21.3	0.230	0.290	0.097	0.122	
ANT 4	Head	QPSK	Mode A	0	Right Cheek	56207	3646.7	50	24	22.3	21.3	0.233	0.293	0.101	0.127	
ANT 4	Head	QPSK	Mode A	0	Right Tilt	56207	3646.7	1	0	22.3	21.3	0.176	0.222	0.072	0.091	
ANT 4	Head	QPSK	Mode A	0	Right Tilt	56207	3646.7	50	24	22.3	21.3	0.218	0.274	0.089	0.112	
ANT 4	Body & Hotspot	QPSK	Mode B	5	Back	56207	3646.7	1	0	23.1	22.3	0.649	0.780	0.250	0.301	
ANT 4	Body & Hotspot	QPSK	Mode B	5	Back	56207	3646.7	50	0	23.1	22.4	0.662	0.778	0.255	0.300	
ANT 4	Body & Hotspot	QPSK	Mode B	5	Front	56207	3646.7	1	0	23.1	22.3	0.318	0.382	0.138	0.166	
ANT 4	Body & Hotspot	QPSK	Mode B	5	Front	56207	3646.7	50	0	23.1	22.4	0.334	0.392	0.143	0.168	
ANT 4	Hotspot	QPSK	Mode B	5	Edge Top	56207	3646.7	1	0	23.1	22.3	0.157	0.189	0.067	0.081	
ANT 4	Hotspot	QPSK	Mode B	5	Edge Top	56207	3646.7	50	0	23.1	22.4	0.160	0.188	0.068	0.080	
ANT 4	Hotspot	QPSK	Mode B	5	Edge Right	56207	3646.7	1	0	23.1	22.3	0.585	0.703	0.216	0.260	
ANT 4	Hotspot	QPSK	Mode B	5	Edge Right	56207	3646.7	50	0	23.1	22.4	0.567	0.666	0.210	0.247	

**UL CA 48C**

Antenna	RF Exposure Conditions	Mode	Power Mode	Dist. (mm)	Test Position(s)	PCC UL				SCC UL				Power (dBm)		1-g SAR (W/kg)		10-g SAR (W/kg)		Plot No.
						Ch #	Freq. (MHz)	RB Allocation	RB Offset	Ch #	Freq. (MHz)	RB Allocation	RB Offset	Tune-up limit	Meas.	Meas.	Scaled	Meas.	Scaled	
ANT 7	Head	QPSK	Mode A	0	Right Cheek	55891	3615.1	1	99	55891	3615.1	1	0	23.7	23.0	0.095	0.112	0.043	0.051	-
	Body & Hotspot	QPSK	Mode B	5	Back	55340	3560	1	99	55538	3579.8	1	0	21.5	20.8	0.348	0.409	0.129	0.152	-
	Hotspot	QPSK	Mode B	5	Edge Right	55340	3560	1	99	55538	3579.8	1	0	21.5	20.8	0.612	0.719	0.222	0.261	-
ANT 8	Head	QPSK	Mode A	0	Right Cheek	55340	3560	1	99	55538	3579.8	1	0	21.5	20.2	0.526	0.711	0.200	0.270	-
	Body & Hotspot	QPSK	Mode B	5	Back	55340	3560	1	99	55538	3579.8	1	0	20.7	19.9	0.658	0.800	0.220	0.268	-
ANT 9	Head	QPSK	Mode A	0	Left Cheek	55891	3615.1	1	99	56089	3634.9	1	0	22.1	21.7	0.165	0.181	0.077	0.084	-
	Body & Hotspot	QPSK	Mode B	5	Back	55891	3615.1	1	99	56089	3634.9	1	0	21.2	20.7	0.604	0.678	0.215	0.241	-
	Hotspot	QPSK	Mode B	5	Edge Left	56442	3670.2	1	99	56640	3690	1	0	21.2	20.9	0.641	0.687	0.245	0.263	-
ANT 4	Head	QPSK	Mode A	0	Left Cheek	55891	3615.1	1	99	56089	3634.9	1	0	22.3	21.8	0.812	0.911	0.275	0.309	-
	Body & Hotspot	QPSK	Mode B	5	Back	55891	3615.1	1	99	56089	3634.9	1	0	23.1	21.9	0.577	0.761	0.218	0.287	-

**Note(s):**

PCC RB allocation setting for UL CA has been adjusted based on the worst-case power.  
 Additional SAR for UL CA PC2 is not required. Test reduction has been applied based on standalone SAR.

### 10.17. LTE Band 53 (10MHz Bandwidth)

Antenna(s)	RF Exposure Condition	Mode(s)	Power Mode(s)	Dist. (mm)	Test Position(s)	Channel	Freq. (MHz)	RB Allocation	RB Offset	Max Output Pwr (dBm)	Meas. (dBm)	1-g Meas. (W/kg)	1-g Scaled (W/kg)	10-g Meas. (W/kg)	10-g Scaled (W/kg)	Plot No.
ANT 1	Head	QPSK	Mode A	0	Left Cheek	60197	2489.2	1	25	20.7	20.2	0.039	0.044	0.022	0.025	
ANT 1	Head	QPSK	Mode A	0	Left Cheek	60197	2489.2	25	12	20.7	20.2	0.039	0.044	0.022	0.025	
ANT 1	Head	QPSK	Mode A	0	Left Tilt	60197	2489.2	1	25	20.7	20.2	0.043	0.048	0.022	0.025	
ANT 1	Head	QPSK	Mode A	0	Left Tilt	60197	2489.2	25	12	20.7	20.2	0.043	0.048	0.022	0.025	
ANT 1	Head	QPSK	Mode A	0	Right Cheek	60197	2489.2	1	25	20.7	20.2	0.095	0.107	0.053	0.059	
ANT 1	Head	QPSK	Mode A	0	Right Cheek	60197	2489.2	25	12	20.7	20.2	0.096	0.108	0.054	0.061	
ANT 1	Head	QPSK	Mode A	0	Right Tilt	60197	2489.2	1	25	20.7	20.2	0.038	0.043	0.019	0.021	
ANT 1	Head	QPSK	Mode A	0	Right Tilt	60197	2489.2	25	12	20.7	20.2	0.038	0.043	0.020	0.022	
ANT 1	Body & Hotspot	QPSK	Mode B	5	Back	60197	2489.2	1	25	20.7	20.2	0.321	0.360	0.155	0.174	
ANT 1	Body & Hotspot	QPSK	Mode B	5	Back	60197	2489.2	25	12	20.7	20.2	0.320	0.359	0.154	0.173	
ANT 1	Body & Hotspot	QPSK	Mode B	5	Front	60197	2489.2	1	25	20.7	20.2	0.251	0.282	0.135	0.151	
ANT 1	Body & Hotspot	QPSK	Mode B	5	Front	60197	2489.2	25	12	20.7	20.2	0.245	0.275	0.133	0.149	
ANT 1	Hotspot	QPSK	Mode B	5	Edge Right	60197	2489.2	1	25	20.7	20.2	0.465	0.522	0.204	0.229	
ANT 1	Hotspot	QPSK	Mode B	5	Edge Right	60197	2489.2	25	12	20.7	20.2	0.451	0.506	0.200	0.224	
ANT 1	Hotspot	QPSK	Mode B	5	Edge Bottom	60197	2489.2	1	25	20.7	20.2	0.346	0.388	0.144	0.162	
ANT 1	Hotspot	QPSK	Mode B	5	Edge Bottom	60197	2489.2	25	12	20.7	20.2	0.361	0.405	0.148	0.166	
ANT 1	Hotspot	QPSK	Mode B	5	Edge Left	60197	2489.2	1	25	20.7	20.2	0.012	0.013	0.006	0.007	
ANT 1	Hotspot	QPSK	Mode B	5	Edge Left	60197	2489.2	25	12	20.7	20.2	0.019	0.021	0.009	0.010	
Antenna(s)	RF Exposure Condition	Mode(s)	Power Mode(s)	Dist. (mm)	Test Position(s)	Channel	Freq. (MHz)	RB Allocation	RB Offset	Max Output Pwr (dBm)	Meas. (dBm)	1-g Meas. (W/kg)	1-g Scaled (W/kg)	10-g Meas. (W/kg)	10-g Scaled (W/kg)	Plot No.
ANT 2	Head	QPSK	Mode A	0	Left Cheek	60197	2489.2	1	25	20.4	19.0	0.395	0.545	0.145	0.200	
ANT 2	Head	QPSK	Mode A	0	Left Cheek	60197	2489.2	25	12	20.4	19.0	0.395	0.545	0.145	0.200	
ANT 2	Head	QPSK	Mode A	0	Left Tilt	60197	2489.2	1	25	20.4	19.0	0.403	0.556	0.145	0.200	
ANT 2	Head	QPSK	Mode A	0	Left Tilt	60197	2489.2	25	12	20.4	19.0	0.403	0.556	0.144	0.199	
ANT 2	Head	QPSK	Mode A	0	Right Cheek	60197	2489.2	1	25	20.4	19.0	0.548	0.756	0.230	0.317	
ANT 2	Head	QPSK	Mode A	0	Right Cheek	60197	2489.2	25	12	20.4	19.0	0.544	0.751	0.228	0.315	
ANT 2	Head	QPSK	Mode A	0	Right Tilt	60197	2489.2	1	25	20.4	19.0	0.588	<b>0.812</b>	0.222	0.306	46
ANT 2	Head	QPSK	Mode A	0	Right Tilt	60197	2489.2	25	12	20.4	19.0	0.586	0.809	0.221	0.305	
ANT 2	Head	QPSK	Mode A	0	Right Tilt	60197	2489.2	50	0	20.4	19.0	0.584	0.806	0.220	0.304	
ANT 2	Body & Hotspot	QPSK	Mode B	5	Back	60197	2489.2	1	25	20.7	19.0	0.457	<b>0.676</b>	0.190	0.281	47
ANT 2	Body & Hotspot	QPSK	Mode B	5	Back	60197	2489.2	25	12	20.7	19.0	0.450	0.666	0.187	0.277	
ANT 2	Body & Hotspot	QPSK	Mode B	5	Front	60197	2489.2	1	25	20.7	19.0	0.205	0.303	0.093	0.138	
ANT 2	Body & Hotspot	QPSK	Mode B	5	Front	60197	2489.2	25	12	20.7	19.0	0.205	0.303	0.093	0.138	
ANT 2	Hotspot	QPSK	Mode B	5	Edge Top	60197	2489.2	1	25	20.7	19.0	0.237	0.351	0.084	0.124	
ANT 2	Hotspot	QPSK	Mode B	5	Edge Top	60197	2489.2	25	12	20.7	19.0	0.237	0.351	0.084	0.124	
ANT 2	Hotspot	QPSK	Mode B	5	Edge Right	60197	2489.2	1	25	20.7	19.0	0.021	0.031	0.010	0.015	
ANT 2	Hotspot	QPSK	Mode B	5	Edge Right	60197	2489.2	25	12	20.7	19.0	0.020	0.030	0.009	0.013	
ANT 2	Hotspot	QPSK	Mode B	5	Edge Left	60197	2489.2	1	25	20.7	19.0	0.527	<b>0.779</b>	0.238	0.352	48
ANT 2	Hotspot	QPSK	Mode B	5	Edge Left	60197	2489.2	25	12	20.7	19.0	0.522	0.772	0.235	0.348	

### 10.18. LTE Band 66 (20MHz Bandwidth)

Antenna(s)	RF Exposure Condition	Mode(s)	Power Mode(s)	Dist. (mm)	Test Position(s)	Channel	Freq. (MHz)	RB Allocation	RB Offset	Max Output Pwr (dBm)	Meas. (dBm)	1-g Meas. (W/kg)	1-g Scaled (W/kg)	10-g Meas. (W/kg)	10-g Scaled (W/kg)	Plot No.
ANT 1	Head	QPSK	Mode A	0	Left Cheek	132322	1745	1	99	24.2	23.8	0.041	0.045	0.027	0.030	
ANT 1	Head	QPSK	Mode A	0	Left Cheek	132322	1745	50	0	24.2	23.8	0.039	0.043	0.027	0.030	
ANT 1	Head	QPSK	Mode A	0	Left Tilt	132322	1745	1	99	24.2	23.8	0.056	0.061	0.035	0.038	
ANT 1	Head	QPSK	Mode A	0	Left Tilt	132322	1745	50	0	24.2	23.8	0.058	0.064	0.035	0.038	
ANT 1	Head	QPSK	Mode A	0	Right Cheek	132322	1745	1	99	24.2	23.8	0.102	0.112	0.065	0.071	
ANT 1	Head	QPSK	Mode A	0	Right Cheek	132322	1745	50	0	24.2	23.8	0.097	0.106	0.062	0.068	
ANT 1	Head	QPSK	Mode A	0	Right Tilt	132322	1745	1	99	24.2	23.8	0.045	0.049	0.029	0.032	
ANT 1	Head	QPSK	Mode A	0	Right Tilt	132322	1745	50	0	24.2	23.8	0.044	0.048	0.029	0.032	
ANT 1	Body & Hotspot	QPSK	Mode B	5	Back	132322	1745	1	49	20.0	19.1	0.480	0.591	0.244	0.300	
ANT 1	Body & Hotspot	QPSK	Mode B	5	Back	132322	1745	50	24	20.0	19.0	0.477	0.601	0.242	0.305	
ANT 1	Body & Hotspot	QPSK	Mode B	5	Front	132322	1745	1	49	20.0	19.1	0.336	0.413	0.170	0.209	
ANT 1	Body & Hotspot	QPSK	Mode B	5	Front	132322	1745	50	24	20.0	19.0	0.335	0.422	0.169	0.213	
ANT 1	Hotspot	QPSK	Mode B	5	Edge Right	132322	1745	1	49	20.0	19.1	0.116	0.143	0.056	0.069	
ANT 1	Hotspot	QPSK	Mode B	5	Edge Right	132322	1745	50	24	20.0	19.0	0.117	0.147	0.057	0.072	
ANT 1	Hotspot	QPSK	Mode B	5	Edge Bottom	132072	1720	1	49	20.0	19.1	0.606	0.746	0.289	0.356	
ANT 1	Hotspot	QPSK	Mode B	5	Edge Bottom	132072	1720	50	24	20.0	19.1	0.615	0.757	0.293	0.360	
ANT 1	Hotspot	QPSK	Mode B	5	Edge Bottom	132072	1720	100	0	20.0	18.7	0.622	0.839	0.296	0.399	
ANT 1	Hotspot	QPSK	Mode B	5	Edge Bottom	132322	1745	1	49	20.0	19.1	0.693	0.853	0.327	0.402	
ANT 1	Hotspot	QPSK	Mode B	5	Edge Bottom	132322	1745	50	24	20.0	19.0	0.702	0.884	0.331	0.417	
ANT 1	Hotspot	QPSK	Mode B	5	Edge Bottom	132572	1770	1	49	20.0	19.1	0.750	0.923	0.352	0.433	
ANT 1	Hotspot	QPSK	Mode B	5	Edge Bottom	132572	1770	50	24	20.0	19.1	0.778	0.957	0.364	0.448	49
ANT 1	Hotspot	QPSK	Mode B	5	Edge Left	132322	1745	1	49	20.0	19.1	0.023	0.028	0.013	0.016	
ANT 1	Hotspot	QPSK	Mode B	5	Edge Left	132322	1745	50	24	20.0	19.0	0.024	0.030	0.013	0.016	
Antenna(s)	RF Exposure Condition	Mode(s)	Power Mode(s)	Dist. (mm)	Test Position(s)	Channel	Freq. (MHz)	RB Allocation	RB Offset	Max Output Pwr (dBm)	Meas. (dBm)	1-g Meas. (W/kg)	1-g Scaled (W/kg)	10-g Meas. (W/kg)	10-g Scaled (W/kg)	Plot No.
ANT 2	Head	QPSK	Mode A	0	Left Cheek	132322	1745	1	0	18.1	17.2	0.402	0.402	0.154	0.189	
ANT 2	Head	QPSK	Mode A	0	Left Cheek	132322	1745	50	24	18.1	17.2	0.318	0.391	0.149	0.183	
ANT 2	Head	QPSK	Mode A	0	Left Tilt	132322	1745	1	0	18.1	17.2	0.447	0.550	0.209	0.257	
ANT 2	Head	QPSK	Mode A	0	Left Tilt	132322	1745	50	24	18.1	17.2	0.444	0.546	0.207	0.255	
ANT 2	Head	QPSK	Mode A	0	Right Cheek	132322	1745	1	0	18.1	17.2	0.571	0.702	0.272	0.335	
ANT 2	Head	QPSK	Mode A	0	Right Cheek	132322	1745	50	24	18.1	17.2	0.518	0.637	0.252	0.310	
ANT 2	Head	QPSK	Mode A	0	Right Tilt	132072	1720	1	0	18.1	17.2	0.716	0.881	0.329	0.405	
ANT 2	Head	QPSK	Mode A	0	Right Tilt	132072	1720	50	24	18.1	17.2	0.747	0.919	0.344	0.423	
ANT 2	Head	QPSK	Mode A	0	Right Tilt	132322	1745	1	0	18.1	17.2	0.674	0.829	0.315	0.388	
ANT 2	Head	QPSK	Mode A	0	Right Tilt	132322	1745	50	24	18.1	17.2	0.663	0.816	0.312	0.384	
ANT 2	Head	QPSK	Mode A	0	Right Tilt	132322	1745	100	0	18.1	17.2	0.706	0.869	0.325	0.400	
ANT 2	Head	QPSK	Mode A	0	Right Tilt	132572	1770	1	0	18.1	17.2	0.660	0.812	0.307	0.378	
ANT 2	Head	QPSK	Mode A	0	Right Tilt	132572	1770	50	50	18.1	17.2	0.628	0.773	0.294	0.362	
ANT 2	Body & Hotspot	QPSK	Mode B	5	Back	132322	1745	1	0	18.3	17.5	0.597	0.718	0.288	0.346	
ANT 2	Body & Hotspot	QPSK	Mode B	5	Back	132322	1745	50	24	18.3	17.5	0.623	0.749	0.303	0.364	
ANT 2	Body & Hotspot	QPSK	Mode B	5	Front	132322	1745	1	0	18.3	17.5	0.485	0.583	0.232	0.279	
ANT 2	Body & Hotspot	QPSK	Mode B	5	Front	132322	1745	50	24	18.3	17.5	0.494	0.594	0.237	0.285	
ANT 2	Hotspot	QPSK	Mode B	5	Edge Top	132072	1720	1	0	18.3	17.5	0.663	0.797	0.302	0.363	
ANT 2	Hotspot	QPSK	Mode B	5	Edge Top	132072	1720	50	24	18.3	17.5	0.681	0.819	0.311	0.374	
ANT 2	Hotspot	QPSK	Mode B	5	Edge Top	132322	1745	1	0	18.3	17.5	0.709	0.852	0.323	0.388	
ANT 2	Hotspot	QPSK	Mode B	5	Edge Top	132322	1745	50	24	18.3	17.5	0.711	0.855	0.324	0.390	
ANT 2	Hotspot	QPSK	Mode B	5	Edge Top	132322	1745	100	0	18.3	17.5	0.782	0.940	0.356	0.428	
ANT 2	Hotspot	QPSK	Mode B	5	Edge Top	132572	1770	1	0	18.3	17.4	0.722	0.888	0.329	0.405	
ANT 2	Hotspot	QPSK	Mode B	5	Edge Top	132572	1770	50	50	18.3	17.4	0.716	0.881	0.326	0.401	
ANT 2	Hotspot	QPSK	Mode B	5	Edge Right	132322	1745	1	0	18.3	17.5	0.007	0.008	0.004	0.005	
ANT 2	Hotspot	QPSK	Mode B	5	Edge Right	132322	1745	50	24	18.3	17.5	0.007	0.008	0.003	0.004	
ANT 2	Hotspot	QPSK	Mode B	5	Edge Left	132322	1745	1	0	18.3	17.5	0.081	0.097	0.041	0.049	
ANT 2	Hotspot	QPSK	Mode B	5	Edge Left	132322	1745	50	24	18.3	17.5	0.088	0.106	0.046	0.055	
Antenna(s)	RF Exposure Condition	Mode(s)	Power Mode(s)	Dist. (mm)	Test Position(s)	Channel	Freq. (MHz)	RB Allocation	RB Offset	Max Output Pwr (dBm)	Meas. (dBm)	1-g Meas. (W/kg)	1-g Scaled (W/kg)	10-g Meas. (W/kg)	10-g Scaled (W/kg)	Plot No.
ANT 3	Head	QPSK	Mode A	0	Left Cheek	132322	1745	1	49	21.6	21.2	0.158	0.173	0.101	0.111	
ANT 3	Head	QPSK	Mode A	0	Left Cheek	132322	1745	50	24	21.6	21.1	0.159	0.178	0.103	0.116	
ANT 3	Head	QPSK	Mode A	0	Left Tilt	132322	1745	1	49	21.6	21.2	0.113	0.124	0.070	0.077	
ANT 3	Head	QPSK	Mode A	0	Left Tilt	132322	1745	50	24	21.6	21.1	0.115	0.129	0.071	0.080	
ANT 3	Head	QPSK	Mode A	0	Right Cheek	132322	1745	1	49	21.6	21.2	0.084	0.092	0.058	0.064	
ANT 3	Head	QPSK	Mode A	0	Right Cheek	132322	1745	50	24	21.6	21.1	0.085	0.095	0.058	0.065	
ANT 3	Head	QPSK	Mode A	0	Right Tilt	132322	1745	1	49	21.6	21.2	0.102	0.112	0.064	0.070	
ANT 3	Head	QPSK	Mode A	0	Right Tilt	132322	1745	50	24	21.6	21.1	0.101	0.113	0.065	0.073	
ANT 3	Body & Hotspot	QPSK	Mode B	5	Back	132322	1745	1	49	22.1	21.5	0.574	0.659	0.317	0.364	
ANT 3	Body & Hotspot	QPSK	Mode B	5	Back	132322	1745	50	24	22.1	21.5	0.579	0.665	0.329	0.378	
ANT 3	Body & Hotspot	QPSK	Mode B	5	Front	132322	1745	1	49	22.1	21.5	0.572	0.657	0.321	0.369	
ANT 3	Body & Hotspot	QPSK	Mode B	5	Front	132322	1745	50	24	22.1	21.5	0.560	0.643	0.315	0.362	
ANT 3	Hotspot	QPSK	Mode B	5	Edge Bottom	132322	1745	1	49	22.1	21.5	0.165	0.189	0.089	0.102	
ANT 3	Hotspot	QPSK	Mode B	5	Edge Bottom	132322	1745	50	24	22.1	21.5	0.162	0.186	0.087	0.100	
ANT 3	Hotspot	QPSK	Mode B	5	Edge Left	132322	1745	1	49	22.1	21.5	0.596	0.684	0.324	0.372	
ANT 3	Hotspot	QPSK	Mode B	5	Edge Left	132322	1745	50	24	22.1	21.5	0.601	0.690	0.317	0.364	



Antenna(s)	RF Exposure Condition	Mode(s)	Power Mode(s)	Dist. (mm)	Test Position(s)	Channel	Freq. (MHz)	RB Allocation	RB Offset	Max Output Pwr (dBm)	Meas. (dBm)	1-g Meas. (W/kg)	1-g Scaled (W/kg)	10-g Meas. (W/kg)	10-g Scaled (W/kg)	Plot No.
ANT 4	Head	QPSK	Mode A	0	Left Cheek	132072	1720	1	0	18.2	17.3	0.547	0.673	0.265	0.326	
ANT 4	Head	QPSK	Mode A	0	Left Cheek	132072	1720	50	24	18.2	17.3	0.604	0.743	0.289	0.356	
ANT 4	Head	QPSK	Mode A	0	Left Cheek	132322	1745	1	49	18.2	17.3	0.605	0.744	0.297	0.365	
ANT 4	Head	QPSK	Mode A	0	Left Cheek	132322	1745	50	24	18.2	17.3	0.611	0.752	0.304	0.374	
ANT 4	Head	QPSK	Mode A	0	Left Cheek	132322	1745	100	0	18.2	17.3	0.625	0.769	0.312	0.384	
ANT 4	Head	QPSK	Mode A	0	Left Cheek	132572	1770	1	49	18.2	17.4	0.774	0.931	0.368	0.442	
ANT 4	Head	QPSK	Mode A	0	Left Cheek	132572	1770	50	50	18.2	17.5	0.800	<b>0.940</b>	0.378	0.444	50
ANT 4	Head	QPSK	Mode A	0	Left Cheek	132572	1770	100	0	18.2	17.4	0.690	0.830	0.324	0.390	
ANT 4	Head	QPSK	Mode A	0	Left Tilt	132322	1745	1	49	18.2	17.3	0.288	0.354	0.149	0.183	
ANT 4	Head	QPSK	Mode A	0	Left Tilt	132322	1745	50	24	18.2	17.3	0.336	0.413	0.174	0.214	
ANT 4	Head	QPSK	Mode A	0	Right Cheek	132322	1745	1	49	18.2	17.3	0.241	0.296	0.136	0.167	
ANT 4	Head	QPSK	Mode A	0	Right Cheek	132322	1745	50	24	18.2	17.3	0.240	0.295	0.135	0.166	
ANT 4	Head	QPSK	Mode A	0	Right Tilt	132322	1745	1	49	18.2	17.3	0.141	0.173	0.081	0.100	
ANT 4	Head	QPSK	Mode A	0	Right Tilt	132322	1745	50	24	18.2	17.3	0.136	0.167	0.078	0.096	
ANT 4	Body & Hotspot	QPSK	Mode B	5	Back	132072	1720	1	0	20.0	19.5	0.653	0.733	0.320	0.359	
ANT 4	Body & Hotspot	QPSK	Mode B	5	Back	132072	1720	50	24	20.0	19.5	0.718	0.806	0.350	0.393	
ANT 4	Body & Hotspot	QPSK	Mode B	5	Back	132322	1745	1	49	20.0	19.5	0.811	0.910	0.397	0.445	
ANT 4	Body & Hotspot	QPSK	Mode B	5	Back	132322	1745	50	24	20.0	19.4	0.800	<b>0.919</b>	0.391	0.449	51
ANT 4	Body & Hotspot	QPSK	Mode B	5	Back	132572	1770	1	49	20.0	19.5	0.735	0.825	0.356	0.399	
ANT 4	Body & Hotspot	QPSK	Mode B	5	Back	132572	1770	50	50	20.0	19.6	0.740	0.811	0.356	0.390	
ANT 4	Body & Hotspot	QPSK	Mode B	5	Back	132572	1770	100	0	20.0	19.5	0.770	0.864	0.368	0.413	
ANT 4	Body & Hotspot	QPSK	Mode B	5	Front	132322	1745	1	49	20.0	19.5	0.549	0.616	0.273	0.306	
ANT 4	Body & Hotspot	QPSK	Mode B	5	Front	132322	1745	50	24	20.0	19.4	0.576	0.661	0.283	0.325	
ANT 4	Hotspot	QPSK	Mode B	5	Edge Top	132322	1745	1	49	20.0	19.5	0.183	0.205	0.084	0.094	
ANT 4	Hotspot	QPSK	Mode B	5	Edge Top	132322	1745	50	24	20.0	19.4	0.187	0.215	0.085	0.098	
ANT 4	Hotspot	QPSK	Mode B	5	Edge Right	132072	1720	1	0	20.0	19.5	0.549	0.616	0.271	0.304	
ANT 4	Hotspot	QPSK	Mode B	5	Edge Right	132072	1720	50	24	20.0	19.5	0.581	0.652	0.284	0.319	
ANT 4	Hotspot	QPSK	Mode B	5	Edge Right	132322	1745	1	49	20.0	19.5	0.714	0.801	0.340	0.381	
ANT 4	Hotspot	QPSK	Mode B	5	Edge Right	132322	1745	50	24	20.0	19.4	0.740	0.850	0.351	0.403	
ANT 4	Hotspot	QPSK	Mode B	5	Edge Right	132572	1770	1	49	20.0	19.5	0.738	0.828	0.348	0.390	
ANT 4	Hotspot	QPSK	Mode B	5	Edge Right	132572	1770	50	50	20.0	19.6	0.755	0.828	0.356	0.390	
ANT 4	Hotspot	QPSK	Mode B	5	Edge Right	132572	1770	100	0	20.0	19.5	0.725	0.813	0.345	0.387	

### 10.19. LTE Band 71 (20MHz Bandwidth)

Antenna(s)	RF Exposure Condition	Mode(s)	Power Mode(s)	Dist. (mm)	Test Position(s)	Channel	Freq. (MHz)	RB Allocation	RB Offset	Max Output Pwr (dBm)	Meas. (dBm)	1-g Meas. (W/kg)	1-g Scaled (W/kg)	10-g Meas. (W/kg)	10-g Scaled (W/kg)	Plot No.
ANT 1	Head	QPSK	Mode A	0	Left Cheek	133297	680.5	1	49	25.7	25.1	0.153	0.176	0.119	0.137	
ANT 1	Head	QPSK	Mode A	0	Left Cheek	133297	680.5	50	24	24.7	24.1	0.137	0.157	0.106	0.122	
ANT 1	Head	QPSK	Mode A	0	Left Tilt	133297	680.5	1	49	25.7	25.1	0.068	0.078	0.054	0.062	
ANT 1	Head	QPSK	Mode A	0	Left Tilt	133297	680.5	50	24	24.7	24.1	0.064	0.073	0.051	0.059	
ANT 1	Head	QPSK	Mode A	0	Right Cheek	133297	680.5	1	49	25.7	25.1	0.160	0.184	0.121	0.139	
ANT 1	Head	QPSK	Mode A	0	Right Cheek	133297	680.5	50	24	24.7	24.1	0.128	0.147	0.100	0.115	
ANT 1	Head	QPSK	Mode A	0	Right Tilt	133297	680.5	1	49	25.7	25.1	0.099	0.114	0.079	0.091	
ANT 1	Head	QPSK	Mode A	0	Right Tilt	133297	680.5	50	24	24.7	24.1	0.059	0.068	0.047	0.054	
ANT 1	Body & Hotspot	QPSK	Mode B	5	Back	133297	680.5	1	49	25.7	25.1	0.361	<b>0.414</b>	0.253	0.290	52
ANT 1	Body & Hotspot	QPSK	Mode B	5	Back	133297	680.5	50	24	24.7	24.1	0.302	0.347	0.209	0.240	
ANT 1	Body & Hotspot	QPSK	Mode B	5	Front	133297	680.5	1	49	25.7	25.1	0.288	0.331	0.196	0.225	
ANT 1	Body & Hotspot	QPSK	Mode B	5	Front	133297	680.5	50	24	24.7	24.1	0.242	0.278	0.167	0.192	
ANT 1	Hotspot	QPSK	Mode B	5	Edge Right	133297	680.5	1	49	25.7	25.1	0.535	<b>0.614</b>	0.356	0.409	53
ANT 1	Hotspot	QPSK	Mode B	5	Edge Right	133297	680.5	50	24	24.7	24.1	0.450	0.517	0.298	0.342	
ANT 1	Hotspot	QPSK	Mode B	5	Edge Bottom	133297	680.5	1	49	25.7	25.1	0.219	0.251	0.094	0.108	
ANT 1	Hotspot	QPSK	Mode B	5	Edge Bottom	133297	680.5	50	24	24.7	24.1	0.192	0.220	0.082	0.094	
ANT 1	Hotspot	QPSK	Mode B	5	Edge Left	133297	680.5	1	49	25.7	25.1	0.310	0.356	0.204	0.234	
ANT 1	Hotspot	QPSK	Mode B	5	Edge Left	133297	680.5	50	24	24.7	24.1	0.263	0.302	0.173	0.199	
Antenna(s)	RF Exposure Condition	Mode(s)	Power Mode(s)	Dist. (mm)	Test Position(s)	Channel	Freq. (MHz)	RB Allocation	RB Offset	Max Output Pwr (dBm)	Meas. (dBm)	1-g Meas. (W/kg)	1-g Scaled (W/kg)	10-g Meas. (W/kg)	10-g Scaled (W/kg)	Plot No.
ANT 2	Head	QPSK	Mode A	0	Left Cheek	133297	680.5	1	49	25.2	24.1	0.479	0.617	0.306	0.394	
ANT 2	Head	QPSK	Mode A	0	Left Cheek	133297	680.5	50	24	24.2	23.5	0.420	0.493	0.268	0.315	
ANT 2	Head	QPSK	Mode A	0	Left Tilt	133297	680.5	1	49	25.2	24.1	0.620	0.799	0.331	0.426	
ANT 2	Head	QPSK	Mode A	0	Left Tilt	133297	680.5	50	24	24.2	23.5	0.543	0.638	0.289	0.340	
ANT 2	Head	QPSK	Mode A	0	Right Cheek	133297	680.5	1	49	25.2	24.1	0.672	<b>0.866</b>	0.430	0.554	54
ANT 2	Head	QPSK	Mode A	0	Right Cheek	133297	680.5	50	24	24.2	23.5	0.582	0.684	0.374	0.439	
ANT 2	Head	QPSK	Mode A	0	Right Tilt	133297	680.5	1	49	25.2	24.1	0.582	0.750	0.318	0.410	
ANT 2	Head	QPSK	Mode A	0	Right Tilt	133297	680.5	50	24	24.2	23.5	0.506	0.594	0.276	0.324	
ANT 2	Body & Hotspot	QPSK	Mode B	5	Back	133297	680.5	1	49	25.2	24.1	0.305	0.393	0.196	0.252	
ANT 2	Body & Hotspot	QPSK	Mode B	5	Back	133297	680.5	50	24	24.2	23.5	0.265	0.311	0.170	0.200	
ANT 2	Body & Hotspot	QPSK	Mode B	5	Front	133297	680.5	1	49	25.2	24.1	0.255	0.329	0.163	0.210	
ANT 2	Body & Hotspot	QPSK	Mode B	5	Front	133297	680.5	50	24	24.2	23.5	0.219	0.257	0.137	0.161	
ANT 2	Hotspot	QPSK	Mode B	5	Edge Top	133297	680.5	1	49	25.2	24.1	0.159	0.205	0.077	0.099	
ANT 2	Hotspot	QPSK	Mode B	5	Edge Top	133297	680.5	50	24	24.2	23.5	0.140	0.164	0.067	0.079	
ANT 2	Hotspot	QPSK	Mode B	5	Edge Right	133297	680.5	1	49	25.2	24.1	0.136	0.175	0.090	0.116	
ANT 2	Hotspot	QPSK	Mode B	5	Edge Right	133297	680.5	50	24	24.2	23.5	0.120	0.141	0.080	0.094	
ANT 2	Hotspot	QPSK	Mode B	5	Edge Left	133297	680.5	1	49	25.2	24.1	0.449	0.578	0.215	0.277	
ANT 2	Hotspot	QPSK	Mode B	5	Edge Left	133297	680.5	50	24	24.2	23.5	0.393	0.462	0.188	0.221	

### 10.20. NR Band n5 (20MHz Bandwidth)

Antenna(s)	RF Exposure Condition	Mode(s)	Power Mode(s)	Dist. (mm)	Test Position(s)	Channel	Freq. (MHz)	RB Allocation	RB Offset	Max Output Pwr (dBm)	Meas. (dBm)	1-g Meas. (W/kg)	1-g Scaled (W/kg)	10-g Meas. (W/kg)	10-g Scaled (W/kg)	Plot No.
ANT 1	Head	DFT-s-OFDM $\pi/2$ BPSK	Mode A	0	Left Cheek	167300	836.5	1	1	25.7	24.8	0.199	0.245	0.154	0.189	
ANT 1	Head	DFT-s-OFDM $\pi/2$ BPSK	Mode A	0	Left Cheek	167300	836.5	50	28	25.7	25.0	0.213	0.250	0.162	0.190	
ANT 1	Head	DFT-s-OFDM $\pi/2$ BPSK	Mode A	0	Left Tilt	167300	836.5	1	1	25.7	24.8	0.164	0.202	0.130	0.160	
ANT 1	Head	DFT-s-OFDM $\pi/2$ BPSK	Mode A	0	Left Tilt	167300	836.5	50	28	25.7	25.0	0.167	0.196	0.133	0.156	
ANT 1	Head	DFT-s-OFDM $\pi/2$ BPSK	Mode A	0	Right Cheek	167300	836.5	1	1	25.7	24.8	0.230	0.283	0.179	0.220	
ANT 1	Head	DFT-s-OFDM $\pi/2$ BPSK	Mode A	0	Right Cheek	167300	836.5	50	28	25.7	25.0	0.235	0.276	0.183	0.215	
ANT 1	Head	DFT-s-OFDM $\pi/2$ BPSK	Mode A	0	Right Tilt	167300	836.5	1	1	25.7	24.8	0.157	0.193	0.125	0.154	
ANT 1	Head	DFT-s-OFDM $\pi/2$ BPSK	Mode A	0	Right Tilt	167300	836.5	50	28	25.7	25.0	0.171	0.201	0.135	0.159	
ANT 1	Body & Hotspot	DFT-s-OFDM $\pi/2$ BPSK	Mode B	5	Back	167300	836.5	1	1	25.7	24.8	0.373	0.459	0.235	0.289	
ANT 1	Body & Hotspot	DFT-s-OFDM $\pi/2$ BPSK	Mode B	5	Back	167300	836.5	50	28	25.7	25.0	0.379	0.445	0.242	0.284	
ANT 1	Body & Hotspot	DFT-s-OFDM $\pi/2$ BPSK	Mode B	5	Front	167300	836.5	1	1	25.7	24.8	0.258	0.317	0.168	0.207	
ANT 1	Body & Hotspot	DFT-s-OFDM $\pi/2$ BPSK	Mode B	5	Front	167300	836.5	50	28	25.7	25.0	0.275	0.323	0.178	0.209	
ANT 1	Hotspot	DFT-s-OFDM $\pi/2$ BPSK	Mode B	5	Edge Right	167300	836.5	1	1	25.7	24.8	0.391	0.481	0.254	0.312	
ANT 1	Hotspot	DFT-s-OFDM $\pi/2$ BPSK	Mode B	5	Edge Right	167300	836.5	50	28	25.7	25.0	0.405	0.476	0.264	0.310	
ANT 1	Hotspot	DFT-s-OFDM $\pi/2$ BPSK	Mode B	5	Edge Bottom	167300	836.5	1	1	25.7	24.8	0.091	0.112	0.043	0.053	
ANT 1	Hotspot	DFT-s-OFDM $\pi/2$ BPSK	Mode B	5	Edge Bottom	167300	836.5	50	28	25.7	25.0	0.096	0.113	0.045	0.053	
ANT 1	Hotspot	DFT-s-OFDM $\pi/2$ BPSK	Mode B	5	Edge Left	167300	836.5	1	1	25.7	24.8	0.250	0.308	0.162	0.199	
ANT 1	Hotspot	DFT-s-OFDM $\pi/2$ BPSK	Mode B	5	Edge Left	167300	836.5	50	28	25.7	25.0	0.321	0.377	0.208	0.244	
Antenna(s)	RF Exposure Condition	Mode(s)	Power Mode(s)	Dist. (mm)	Test Position(s)	Channel	Freq. (MHz)	RB Allocation	RB Offset	Max Output Pwr (dBm)	Meas. (dBm)	1-g Meas. (W/kg)	1-g Scaled (W/kg)	10-g Meas. (W/kg)	10-g Scaled (W/kg)	Plot No.
ANT 2	Head	DFT-s-OFDM $\pi/2$ BPSK	Mode A	0	Left Cheek	167300	836.5	1	1	23.5	22.8	0.545	0.640	0.336	0.395	
ANT 2	Head	DFT-s-OFDM $\pi/2$ BPSK	Mode A	0	Left Cheek	167300	836.5	50	28	23.5	22.7	0.568	0.683	0.350	0.421	
ANT 2	Head	DFT-s-OFDM $\pi/2$ BPSK	Mode A	0	Left Tilt	167300	836.5	1	1	23.5	22.8	0.346	0.407	0.178	0.209	
ANT 2	Head	DFT-s-OFDM $\pi/2$ BPSK	Mode A	0	Left Tilt	167300	836.5	50	28	23.5	22.7	0.356	0.428	0.190	0.228	
ANT 2	Head	DFT-s-OFDM $\pi/2$ BPSK	Mode A	0	Right Cheek	167300	836.5	1	1	23.5	22.8	0.602	<b>0.707</b>	0.381	0.448	55
ANT 2	Head	DFT-s-OFDM $\pi/2$ BPSK	Mode A	0	Right Cheek	167300	836.5	50	28	23.5	22.7	0.565	0.679	0.340	0.409	
ANT 2	Head	DFT-s-OFDM $\pi/2$ BPSK	Mode A	0	Right Tilt	167300	836.5	1	1	23.5	22.8	0.417	0.490	0.221	0.260	
ANT 2	Head	DFT-s-OFDM $\pi/2$ BPSK	Mode A	0	Right Tilt	167300	836.5	50	28	23.5	22.7	0.557	0.670	0.286	0.344	
ANT 2	Body & Hotspot	DFT-s-OFDM $\pi/2$ BPSK	Mode B	5	Back	167300	836.5	1	1	25.2	24.6	0.433	0.497	0.250	0.287	
ANT 2	Body & Hotspot	DFT-s-OFDM $\pi/2$ BPSK	Mode B	5	Back	167300	836.5	50	28	25.2	24.3	0.405	<b>0.498</b>	0.124	0.153	56
ANT 2	Body & Hotspot	DFT-s-OFDM $\pi/2$ BPSK	Mode B	5	Front	167300	836.5	1	1	25.2	24.6	0.343	0.394	0.191	0.219	
ANT 2	Body & Hotspot	DFT-s-OFDM $\pi/2$ BPSK	Mode B	5	Front	167300	836.5	50	28	25.2	24.3	0.325	0.400	0.184	0.226	
ANT 2	Hotspot	DFT-s-OFDM $\pi/2$ BPSK	Mode B	5	Edge Top	167300	836.5	1	1	25.2	24.6	0.341	0.392	0.155	0.178	
ANT 2	Hotspot	DFT-s-OFDM $\pi/2$ BPSK	Mode B	5	Edge Top	167300	836.5	50	28	25.2	24.3	0.392	0.482	0.181	0.223	
ANT 2	Hotspot	DFT-s-OFDM $\pi/2$ BPSK	Mode B	5	Edge Right	167300	836.5	1	1	25.2	24.6	0.152	0.175	0.100	0.115	
ANT 2	Hotspot	DFT-s-OFDM $\pi/2$ BPSK	Mode B	5	Edge Right	167300	836.5	50	28	25.2	24.3	0.148	0.182	0.097	0.119	
ANT 2	Hotspot	DFT-s-OFDM $\pi/2$ BPSK	Mode B	5	Edge Left	167300	836.5	1	1	25.2	24.6	0.550	0.631	0.360	0.413	
ANT 2	Hotspot	DFT-s-OFDM $\pi/2$ BPSK	Mode B	5	Edge Left	167300	836.5	50	28	25.2	24.3	0.516	<b>0.635</b>	0.337	0.415	57

### 10.21. NR Band n7 (40MHz Bandwidth)

Antenna(s)	RF Exposure Condition	Mode(s)	Power Mode(s)	Dist. (mm)	Test Position(s)	Channel	Freq. (MHz)	RB Allocation	RB Offset	Max Output Pwr (dBm)	Meas. (dBm)	1-g Meas. (W/kg)	1-g Scaled (W/kg)	10-g Meas. (W/kg)	10-g Scaled (W/kg)	Plot No.
ANT 1	Head	DFT-s-OFDM 11/2 BPSK	Mode A	0	Left Cheek	507000	2535	1	214	24.7	24.3	0.159	0.174	0.090	0.099	
ANT 1	Head	DFT-s-OFDM 11/2 BPSK	Mode A	0	Left Cheek	507000	2535	108	54	24.7	24.3	0.154	0.169	0.086	0.094	
ANT 1	Head	DFT-s-OFDM 11/2 BPSK	Mode A	0	Left Tilt	507000	2535	1	214	24.7	24.3	0.177	0.194	0.090	0.099	
ANT 1	Head	DFT-s-OFDM 11/2 BPSK	Mode A	0	Left Tilt	507000	2535	108	54	24.7	24.3	0.186	0.204	0.096	0.105	
ANT 1	Head	DFT-s-OFDM 11/2 BPSK	Mode A	0	Right Cheek	507000	2535	1	214	24.7	24.3	0.370	0.406	0.197	0.216	
ANT 1	Head	DFT-s-OFDM 11/2 BPSK	Mode A	0	Right Cheek	507000	2535	108	54	24.7	24.3	0.364	0.399	0.198	0.217	
ANT 1	Head	DFT-s-OFDM 11/2 BPSK	Mode A	0	Right Tilt	507000	2535	1	214	24.7	24.3	0.134	0.147	0.072	0.079	
ANT 1	Head	DFT-s-OFDM 11/2 BPSK	Mode A	0	Right Tilt	507000	2535	108	54	24.7	24.3	0.134	0.147	0.070	0.077	
ANT 1	Body & Hotspot	DFT-s-OFDM 11/2 BPSK	Mode B	5	Back	507000	2535	1	214	20.8	19.9	0.434	0.534	0.200	0.246	
ANT 1	Body & Hotspot	DFT-s-OFDM 11/2 BPSK	Mode B	5	Back	507000	2535	108	54	20.8	19.7	0.443	0.571	0.198	0.255	
ANT 1	Body & Hotspot	DFT-s-OFDM 11/2 BPSK	Mode B	5	Front	507000	2535	1	214	20.8	19.9	0.369	0.454	0.175	0.215	
ANT 1	Body & Hotspot	DFT-s-OFDM 11/2 BPSK	Mode B	5	Front	507000	2535	108	54	20.8	19.7	0.354	0.456	0.172	0.222	
ANT 1	Hotspot	DFT-s-OFDM 11/2 BPSK	Mode B	5	Edge Right	507000	2535	1	214	20.8	19.9	0.634	0.780	0.279	0.343	
ANT 1	Hotspot	DFT-s-OFDM 11/2 BPSK	Mode B	5	Edge Right	507000	2535	108	54	20.8	19.7	0.630	0.812	0.280	0.361	
ANT 1	Hotspot	DFT-s-OFDM 11/2 BPSK	Mode B	5	Edge Bottom	507000	2535	1	214	20.8	19.9	0.451	0.555	0.188	0.231	
ANT 1	Hotspot	DFT-s-OFDM 11/2 BPSK	Mode B	5	Edge Bottom	507000	2535	108	54	20.8	19.7	0.444	0.572	0.184	0.237	
ANT 1	Hotspot	DFT-s-OFDM 11/2 BPSK	Mode B	5	Edge Left	507000	2535	1	214	20.8	19.9	0.015	0.018	0.005	0.006	
ANT 1	Hotspot	DFT-s-OFDM 11/2 BPSK	Mode B	5	Edge Left	507000	2535	108	54	20.8	19.7	0.016	0.021	0.005	0.006	
ANT 2	Head	DFT-s-OFDM 11/2 BPSK	Mode A	0	Left Cheek	507000	2535	1	214	17.7	16.7	0.448	0.564	0.170	0.214	
ANT 2	Head	DFT-s-OFDM 11/2 BPSK	Mode A	0	Left Cheek	507000	2535	108	54	17.7	16.3	0.415	0.573	0.156	0.215	
ANT 2	Head	DFT-s-OFDM 11/2 BPSK	Mode A	0	Left Tilt	507000	2535	1	214	17.7	16.7	0.427	0.538	0.157	0.198	
ANT 2	Head	DFT-s-OFDM 11/2 BPSK	Mode A	0	Left Tilt	507000	2535	108	54	17.7	16.3	0.400	0.552	0.146	0.202	
ANT 2	Head	DFT-s-OFDM 11/2 BPSK	Mode A	0	Right Cheek	507000	2535	1	214	17.7	16.7	0.668	0.841	0.281	0.354	
ANT 2	Head	DFT-s-OFDM 11/2 BPSK	Mode A	0	Right Cheek	507000	2535	108	54	17.7	16.3	0.627	0.866	0.258	0.356	
ANT 2	Head	DFT-s-OFDM 11/2 BPSK	Mode A	0	Right Tilt	507000	2535	1	214	17.7	16.7	0.613	0.772	0.234	0.295	
ANT 2	Head	DFT-s-OFDM 11/2 BPSK	Mode A	0	Right Tilt	507000	2535	108	54	17.7	16.3	0.585	0.808	0.224	0.309	
ANT 2	Body & Hotspot	DFT-s-OFDM 11/2 BPSK	Mode B	5	Back	507000	2535	1	214	19.0	18.0	0.718	<b>0.904</b>	0.307	0.386	58
ANT 2	Body & Hotspot	DFT-s-OFDM 11/2 BPSK	Mode B	5	Back	507000	2535	108	54	19.0	17.7	0.647	0.873	0.278	0.375	
ANT 2	Body & Hotspot	DFT-s-OFDM 11/2 BPSK	Mode B	5	Front	507000	2535	1	214	19.0	18.0	0.479	0.603	0.201	0.253	
ANT 2	Body & Hotspot	DFT-s-OFDM 11/2 BPSK	Mode B	5	Front	507000	2535	108	54	19.0	17.7	0.455	0.614	0.194	0.262	
ANT 2	Hotspot	DFT-s-OFDM 11/2 BPSK	Mode B	5	Edge Top	507000	2535	1	214	19.0	18.0	0.572	0.720	0.200	0.252	
ANT 2	Hotspot	DFT-s-OFDM 11/2 BPSK	Mode B	5	Edge Top	507000	2535	108	54	19.0	17.7	0.492	0.664	0.176	0.237	
ANT 2	Hotspot	DFT-s-OFDM 11/2 BPSK	Mode B	5	Edge Right	507000	2535	1	214	19.0	18.0	0.040	0.050	0.021	0.026	
ANT 2	Hotspot	DFT-s-OFDM 11/2 BPSK	Mode B	5	Edge Right	507000	2535	108	54	19.0	17.7	0.038	0.051	0.020	0.027	
ANT 2	Hotspot	DFT-s-OFDM 11/2 BPSK	Mode B	5	Edge Left	507000	2535	1	214	19.0	18.0	0.632	0.796	0.283	0.356	
ANT 2	Hotspot	DFT-s-OFDM 11/2 BPSK	Mode B	5	Edge Left	507000	2535	108	54	19.0	17.7	0.660	0.890	0.296	0.399	
ANT 3	Head	DFT-s-OFDM 11/2 BPSK	Mode A	0	Left Cheek	507000	2535	1	214	23.3	23.1	0.375	0.393	0.218	0.223	
ANT 3	Head	DFT-s-OFDM 11/2 BPSK	Mode A	0	Left Cheek	507000	2535	108	54	23.3	22.9	0.413	0.453	0.223	0.239	
ANT 3	Head	DFT-s-OFDM 11/2 BPSK	Mode A	0	Left Tilt	507000	2535	1	214	23.3	23.1	0.165	0.173	0.090	0.092	
ANT 3	Head	DFT-s-OFDM 11/2 BPSK	Mode A	0	Left Tilt	507000	2535	108	54	23.3	22.9	0.147	0.161	0.077	0.083	
ANT 3	Head	DFT-s-OFDM 11/2 BPSK	Mode A	0	Right Cheek	507000	2535	1	214	23.3	23.1	0.294	0.308	0.163	0.167	
ANT 3	Head	DFT-s-OFDM 11/2 BPSK	Mode A	0	Right Cheek	507000	2535	108	54	23.3	22.9	0.179	0.196	0.102	0.109	
ANT 3	Head	DFT-s-OFDM 11/2 BPSK	Mode A	0	Right Tilt	507000	2535	1	214	23.3	23.1	0.325	0.340	0.162	0.166	
ANT 3	Head	DFT-s-OFDM 11/2 BPSK	Mode A	0	Right Tilt	507000	2535	108	54	23.3	22.9	0.206	0.226	0.105	0.113	
ANT 3	Body & Hotspot	DFT-s-OFDM 11/2 BPSK	Mode B	5	Back	507000	2535	1	214	20.5	19.9	0.535	0.609	0.240	0.273	
ANT 3	Body & Hotspot	DFT-s-OFDM 11/2 BPSK	Mode B	5	Back	507000	2535	108	54	20.5	19.6	0.571	0.698	0.261	0.319	
ANT 3	Body & Hotspot	DFT-s-OFDM 11/2 BPSK	Mode B	5	Front	507000	2535	1	214	20.5	19.9	0.535	0.609	0.246	0.280	
ANT 3	Body & Hotspot	DFT-s-OFDM 11/2 BPSK	Mode B	5	Front	507000	2535	108	54	20.5	19.6	0.457	0.558	0.210	0.257	
ANT 3	Hotspot	DFT-s-OFDM 11/2 BPSK	Mode B	5	Edge Bottom	507000	2535	1	214	20.5	19.9	0.183	0.208	0.084	0.096	
ANT 3	Hotspot	DFT-s-OFDM 11/2 BPSK	Mode B	5	Edge Bottom	507000	2535	108	54	20.5	19.6	0.158	0.193	0.071	0.087	
ANT 3	Hotspot	DFT-s-OFDM 11/2 BPSK	Mode B	5	Edge Left	507000	2535	1	214	20.5	19.9	0.708	0.805	0.315	0.358	
ANT 3	Hotspot	DFT-s-OFDM 11/2 BPSK	Mode B	5	Edge Left	507000	2535	108	54	20.5	19.6	0.698	0.853	0.316	0.386	
ANT 4	Head	DFT-s-OFDM 11/2 BPSK	Mode A	0	Left Cheek	507000	2535	1	1	18.6	18.0	0.734	0.843	0.359	0.412	
ANT 4	Head	DFT-s-OFDM 11/2 BPSK	Mode A	0	Left Cheek	507000	2535	108	54	18.6	17.7	0.743	<b>0.914</b>	0.362	0.445	59
ANT 4	Head	DFT-s-OFDM 11/2 BPSK	Mode A	0	Left Tilt	507000	2535	1	1	18.6	18.0	0.459	0.527	0.213	0.245	
ANT 4	Head	DFT-s-OFDM 11/2 BPSK	Mode A	0	Left Tilt	507000	2535	108	54	18.6	17.7	0.399	0.491	0.184	0.226	
ANT 4	Head	DFT-s-OFDM 11/2 BPSK	Mode A	0	Right Cheek	507000	2535	1	1	18.6	18.0	0.340	0.390	0.182	0.209	
ANT 4	Head	DFT-s-OFDM 11/2 BPSK	Mode A	0	Right Cheek	507000	2535	108	54	18.6	17.7	0.325	0.400	0.172	0.212	
ANT 4	Head	DFT-s-OFDM 11/2 BPSK	Mode A	0	Right Tilt	507000	2535	1	1	18.6	18.0	0.216	0.248	0.104	0.119	
ANT 4	Head	DFT-s-OFDM 11/2 BPSK	Mode A	0	Right Tilt	507000	2535	108	54	18.6	17.7	0.183	0.225	0.089	0.109	
ANT 4	Body & Hotspot	DFT-s-OFDM 11/2 BPSK	Mode B	5	Back	507000	2535	1	214	19.2	18.9	0.700	0.750	0.363	0.389	
ANT 4	Body & Hotspot	DFT-s-OFDM 11/2 BPSK	Mode B	5	Back	507000	2535	108	54	19.2	18.4	0.711	0.855	0.366	0.440	
ANT 4	Body & Hotspot	DFT-s-OFDM 11/2 BPSK	Mode B	5	Front	507000	2535	1	214	19.2	18.9	0.429	0.460	0.218	0.234	
ANT 4	Body & Hotspot	DFT-s-OFDM 11/2 BPSK	Mode B	5	Front	507000	2535	108	54	19.2	18.4	0.418	0.503	0.218	0.262	
ANT 4	Hotspot	DFT-s-OFDM 11/2 BPSK	Mode B	5	Edge Top	507000	2535	1	214	19.2	18.9	0.167	0.179	0.070	0.075	
ANT 4	Hotspot	DFT-s-OFDM 11/2 BPSK	Mode B	5	Edge Top	507000	2535	108	54	19.2	18.4	0.146	0.176	0.062	0.075	
ANT 4	Hotspot	DFT-s-OFDM 11/2 BPSK	Mode B	5	Edge Right	507000	2535	1	214	19.2	18.9	0.747	0.800	0.348	0.373	
ANT 4	Hotspot	DFT-s-OFDM 11/2 BPSK	Mode B	5	Edge Right	507000	2535	108	54	19.2	18.4	0.755	<b>0.908</b>	0.352	0.423	60

### 10.22. NR Band n12 (15MHz Bandwidth)

Antenna(s)	RF Exposure Condition	Mode(s)	Power Mode(s)	Dist. (mm)	Test Position(s)	Channel	Freq. (MHz)	RB Allocation	RB Offset	Max Output Pwr (dBm)	Meas. (dBm)	1-g Meas. (W/kg)	1-g Scaled (W/kg)	10-g Meas. (W/kg)	10-g Scaled (W/kg)	Plot No.
ANT 1	Head	DFT-s-OFDM $\pi/2$ BPSK	Mode A	0	Left Cheek	141500	707.5	1	1	25.7	24.9	0.194	0.234	0.151	0.182	
ANT 1	Head	DFT-s-OFDM $\pi/2$ BPSK	Mode A	0	Left Cheek	141500	707.5	36	22	25.7	24.9	0.178	0.213	0.139	0.166	
ANT 1	Head	DFT-s-OFDM $\pi/2$ BPSK	Mode A	0	Left Tilt	141500	707.5	1	1	25.7	24.9	0.161	0.194	0.128	0.154	
ANT 1	Head	DFT-s-OFDM $\pi/2$ BPSK	Mode A	0	Left Tilt	141500	707.5	36	22	25.7	24.9	0.136	0.163	0.108	0.129	
ANT 1	Head	DFT-s-OFDM $\pi/2$ BPSK	Mode A	0	Right Cheek	141500	707.5	1	1	25.7	24.9	0.217	0.261	0.169	0.204	
ANT 1	Head	DFT-s-OFDM $\pi/2$ BPSK	Mode A	0	Right Cheek	141500	707.5	36	22	25.7	24.9	0.211	0.253	0.166	0.199	
ANT 1	Head	DFT-s-OFDM $\pi/2$ BPSK	Mode A	0	Right Tilt	141500	707.5	1	1	25.7	24.9	0.150	0.181	0.120	0.145	
ANT 1	Head	DFT-s-OFDM $\pi/2$ BPSK	Mode A	0	Right Tilt	141500	707.5	36	22	25.7	24.9	0.150	0.180	0.118	0.141	
ANT 1	Body & Hotspot	DFT-s-OFDM $\pi/2$ BPSK	Mode B	5	Back	141500	707.5	1	1	25.7	24.9	0.506	<b>0.610</b>	0.295	0.355	61
ANT 1	Body & Hotspot	DFT-s-OFDM $\pi/2$ BPSK	Mode B	5	Back	141500	707.5	36	22	25.7	24.9	0.472	0.565	0.277	0.331	
ANT 1	Body & Hotspot	DFT-s-OFDM $\pi/2$ BPSK	Mode B	5	Front	141500	707.5	1	1	25.7	24.9	0.327	0.394	0.200	0.241	
ANT 1	Body & Hotspot	DFT-s-OFDM $\pi/2$ BPSK	Mode B	5	Front	141500	707.5	36	22	25.7	24.9	0.301	0.360	0.185	0.221	
ANT 1	Hotspot	DFT-s-OFDM $\pi/2$ BPSK	Mode B	5	Edge Right	141500	707.5	1	1	25.7	24.9	0.616	<b>0.742</b>	0.411	0.495	62
ANT 1	Hotspot	DFT-s-OFDM $\pi/2$ BPSK	Mode B	5	Edge Right	141500	707.5	36	22	25.7	24.9	0.616	0.737	0.408	0.488	
ANT 1	Hotspot	DFT-s-OFDM $\pi/2$ BPSK	Mode B	5	Edge Bottom	141500	707.5	1	1	25.7	24.9	0.317	0.382	0.138	0.166	
ANT 1	Hotspot	DFT-s-OFDM $\pi/2$ BPSK	Mode B	5	Edge Bottom	141500	707.5	36	22	25.7	24.9	0.262	0.314	0.114	0.136	
ANT 1	Hotspot	DFT-s-OFDM $\pi/2$ BPSK	Mode B	5	Edge Left	141500	707.5	1	1	25.7	24.9	0.340	0.410	0.225	0.271	
ANT 1	Hotspot	DFT-s-OFDM $\pi/2$ BPSK	Mode B	5	Edge Left	141500	707.5	36	22	25.7	24.9	0.301	0.360	0.199	0.238	
Antenna(s)	RF Exposure Condition	Mode(s)	Power Mode(s)	Dist. (mm)	Test Position(s)	Channel	Freq. (MHz)	RB Allocation	RB Offset	Max Output Pwr (dBm)	Meas. (dBm)	1-g Meas. (W/kg)	1-g Scaled (W/kg)	10-g Meas. (W/kg)	10-g Scaled (W/kg)	Plot No.
ANT 2	Head	DFT-s-OFDM $\pi/2$ BPSK	Mode A	0	Left Cheek	141500	707.5	1	1	25.2	24.5	0.591	<b>0.694</b>	0.390	0.458	63
ANT 2	Head	DFT-s-OFDM $\pi/2$ BPSK	Mode A	0	Left Cheek	141500	707.5	36	22	25.2	24.4	0.500	0.601	0.317	0.381	
ANT 2	Head	DFT-s-OFDM $\pi/2$ BPSK	Mode A	0	Left Tilt	141500	707.5	1	1	25.2	24.5	0.423	0.497	0.255	0.300	
ANT 2	Head	DFT-s-OFDM $\pi/2$ BPSK	Mode A	0	Left Tilt	141500	707.5	36	22	25.2	24.4	0.424	0.510	0.258	0.310	
ANT 2	Head	DFT-s-OFDM $\pi/2$ BPSK	Mode A	0	Right Cheek	141500	707.5	1	1	25.2	24.5	0.549	0.645	0.364	0.428	
ANT 2	Head	DFT-s-OFDM $\pi/2$ BPSK	Mode A	0	Right Cheek	141500	707.5	36	22	25.2	24.4	0.488	0.587	0.318	0.382	
ANT 2	Head	DFT-s-OFDM $\pi/2$ BPSK	Mode A	0	Right Tilt	141500	707.5	1	1	25.2	24.5	0.465	0.546	0.272	0.320	
ANT 2	Head	DFT-s-OFDM $\pi/2$ BPSK	Mode A	0	Right Tilt	141500	707.5	36	22	25.2	24.4	0.382	0.459	0.222	0.267	
ANT 2	Body & Hotspot	DFT-s-OFDM $\pi/2$ BPSK	Mode B	5	Back	141500	707.5	1	1	25.2	24.5	0.402	0.472	0.256	0.301	
ANT 2	Body & Hotspot	DFT-s-OFDM $\pi/2$ BPSK	Mode B	5	Back	141500	707.5	36	22	25.2	24.4	0.336	0.404	0.216	0.260	
ANT 2	Body & Hotspot	DFT-s-OFDM $\pi/2$ BPSK	Mode B	5	Front	141500	707.5	1	1	25.2	24.5	0.300	0.352	0.189	0.222	
ANT 2	Body & Hotspot	DFT-s-OFDM $\pi/2$ BPSK	Mode B	5	Front	141500	707.5	36	22	25.2	24.4	0.232	0.279	0.153	0.184	
ANT 2	Hotspot	DFT-s-OFDM $\pi/2$ BPSK	Mode B	5	Edge Top	141500	707.5	1	1	25.2	24.5	0.118	0.139	0.056	0.066	
ANT 2	Hotspot	DFT-s-OFDM $\pi/2$ BPSK	Mode B	5	Edge Top	141500	707.5	36	22	25.2	24.4	0.106	0.127	0.053	0.064	
ANT 2	Hotspot	DFT-s-OFDM $\pi/2$ BPSK	Mode B	5	Edge Right	141500	707.5	1	1	25.2	24.5	0.245	0.288	0.162	0.190	
ANT 2	Hotspot	DFT-s-OFDM $\pi/2$ BPSK	Mode B	5	Edge Right	141500	707.5	36	22	25.2	24.4	0.241	0.290	0.159	0.191	
ANT 2	Hotspot	DFT-s-OFDM $\pi/2$ BPSK	Mode B	5	Edge Left	141500	707.5	1	1	25.2	24.5	0.442	0.519	0.292	0.343	
ANT 2	Hotspot	DFT-s-OFDM $\pi/2$ BPSK	Mode B	5	Edge Left	141500	707.5	36	22	25.2	24.4	0.440	0.529	0.291	0.350	

### 10.23. NR Band n14 (10MHz Bandwidth)

Antenna(s)	RF Exposure Condition	Mode(s)	Power Mode(s)	Dist. (mm)	Test Position(s)	Channel	Freq. (MHz)	RB Allocation	RB Offset	Max Output Pwr (dBm)	Meas. (dBm)	1-g Meas. (W/kg)	1-g Scaled (W/kg)	10-g Meas. (W/kg)	10-g Scaled (W/kg)	Plot No.
ANT 1	Head	DFT-s-OFDM $\pi/2$ BPSK	Mode A	0	Left Cheek	158600	793	1	1	25.7	24.7	0.151	0.190	0.121	0.152	
ANT 1	Head	DFT-s-OFDM $\pi/2$ BPSK	Mode A	0	Left Cheek	158600	793	25	14	25.7	24.8	0.145	0.178	0.115	0.141	
ANT 1	Head	DFT-s-OFDM $\pi/2$ BPSK	Mode A	0	Left Tilt	158600	793	1	1	25.7	24.7	0.080	0.101	0.065	0.082	
ANT 1	Head	DFT-s-OFDM $\pi/2$ BPSK	Mode A	0	Left Tilt	158600	793	25	14	25.7	24.8	0.095	0.117	0.070	0.086	
ANT 1	Head	DFT-s-OFDM $\pi/2$ BPSK	Mode A	0	Right Cheek	158600	793	1	1	25.7	24.7	0.185	0.233	0.146	0.184	
ANT 1	Head	DFT-s-OFDM $\pi/2$ BPSK	Mode A	0	Right Cheek	158600	793	25	14	25.7	24.8	0.184	0.226	0.146	0.180	
ANT 1	Head	DFT-s-OFDM $\pi/2$ BPSK	Mode A	0	Right Tilt	158600	793	1	1	25.7	24.7	0.083	0.104	0.067	0.084	
ANT 1	Head	DFT-s-OFDM $\pi/2$ BPSK	Mode A	0	Right Tilt	158600	793	25	14	25.7	24.8	0.081	0.100	0.067	0.082	
ANT 1	Body & Hotspot	DFT-s-OFDM $\pi/2$ BPSK	Mode B	5	Back	158600	793	1	1	25.7	24.7	0.483	<b>0.608</b>	0.266	0.335	64
ANT 1	Body & Hotspot	DFT-s-OFDM $\pi/2$ BPSK	Mode B	5	Back	158600	793	25	14	25.7	24.8	0.467	0.575	0.255	0.314	
ANT 1	Body & Hotspot	DFT-s-OFDM $\pi/2$ BPSK	Mode B	5	Front	158600	793	1	1	25.7	24.7	0.312	0.393	0.186	0.234	
ANT 1	Body & Hotspot	DFT-s-OFDM $\pi/2$ BPSK	Mode B	5	Front	158600	793	25	14	25.7	24.8	0.343	0.422	0.203	0.250	
ANT 1	Hotspot	DFT-s-OFDM $\pi/2$ BPSK	Mode B	5	Edge Right	158600	793	1	1	25.7	24.7	0.652	<b>0.821</b>	0.432	0.544	65
ANT 1	Hotspot	DFT-s-OFDM $\pi/2$ BPSK	Mode B	5	Edge Right	158600	793	25	14	25.7	24.8	0.607	0.747	0.405	0.498	
ANT 1	Hotspot	DFT-s-OFDM $\pi/2$ BPSK	Mode B	5	Edge Bottom	158600	793	1	1	25.7	24.7	0.413	0.520	0.182	0.229	
ANT 1	Hotspot	DFT-s-OFDM $\pi/2$ BPSK	Mode B	5	Edge Bottom	158600	793	25	14	25.7	24.8	0.396	0.487	0.177	0.218	
ANT 1	Hotspot	DFT-s-OFDM $\pi/2$ BPSK	Mode B	5	Edge Left	158600	793	1	1	25.7	24.7	0.117	0.147	0.077	0.097	
ANT 1	Hotspot	DFT-s-OFDM $\pi/2$ BPSK	Mode B	5	Edge Left	158600	793	25	14	25.7	24.8	0.109	0.134	0.072	0.089	
Antenna(s)	RF Exposure Condition	Mode(s)	Power Mode(s)	Dist. (mm)	Test Position(s)	Channel	Freq. (MHz)	RB Allocation	RB Offset	Max Output Pwr (dBm)	Meas. (dBm)	1-g Meas. (W/kg)	1-g Scaled (W/kg)	10-g Meas. (W/kg)	10-g Scaled (W/kg)	Plot No.
ANT 2	Head	DFT-s-OFDM $\pi/2$ BPSK	Mode A	0	Left Cheek	158600	793	1	1	24.7	24.2	0.611	0.686	0.382	0.429	
ANT 2	Head	DFT-s-OFDM $\pi/2$ BPSK	Mode A	0	Left Cheek	158600	793	25	14	24.7	24.2	0.609	0.683	0.384	0.431	
ANT 2	Head	DFT-s-OFDM $\pi/2$ BPSK	Mode A	0	Left Tilt	158600	793	1	1	24.7	24.2	0.496	0.557	0.282	0.316	
ANT 2	Head	DFT-s-OFDM $\pi/2$ BPSK	Mode A	0	Left Tilt	158600	793	25	14	24.7	24.2	0.469	0.526	0.266	0.298	
ANT 2	Head	DFT-s-OFDM $\pi/2$ BPSK	Mode A	0	Right Cheek	158600	793	1	1	24.7	24.2	0.672	<b>0.754</b>	0.431	0.484	66
ANT 2	Head	DFT-s-OFDM $\pi/2$ BPSK	Mode A	0	Right Cheek	158600	793	25	14	24.7	24.2	0.670	0.752	0.428	0.480	
ANT 2	Head	DFT-s-OFDM $\pi/2$ BPSK	Mode A	0	Right Tilt	158600	793	1	1	24.7	24.2	0.555	0.623	0.314	0.352	
ANT 2	Head	DFT-s-OFDM $\pi/2$ BPSK	Mode A	0	Right Tilt	158600	793	25	14	24.7	24.2	0.522	0.586	0.294	0.330	
ANT 2	Body & Hotspot	DFT-s-OFDM $\pi/2$ BPSK	Mode B	5	Back	158600	793	1	1	25.2	24.2	0.413	0.520	0.248	0.312	
ANT 2	Body & Hotspot	DFT-s-OFDM $\pi/2$ BPSK	Mode B	5	Back	158600	793	25	14	25.2	24.2	0.422	0.531	0.253	0.319	
ANT 2	Body & Hotspot	DFT-s-OFDM $\pi/2$ BPSK	Mode B	5	Front	158600	793	1	1	25.2	24.2	0.306	0.385	0.185	0.233	
ANT 2	Body & Hotspot	DFT-s-OFDM $\pi/2$ BPSK	Mode B	5	Front	158600	793	25	14	25.2	24.2	0.305	0.384	0.185	0.233	
ANT 2	Hotspot	DFT-s-OFDM $\pi/2$ BPSK	Mode B	5	Edge Top	158600	793	1	1	25.2	24.2	0.181	0.228	0.088	0.111	
ANT 2	Hotspot	DFT-s-OFDM $\pi/2$ BPSK	Mode B	5	Edge Top	158600	793	25	14	25.2	24.2	0.142	0.179	0.072	0.091	
ANT 2	Hotspot	DFT-s-OFDM $\pi/2$ BPSK	Mode B	5	Edge Right	158600	793	1	1	25.2	24.2	0.248	0.312	0.163	0.205	
ANT 2	Hotspot	DFT-s-OFDM $\pi/2$ BPSK	Mode B	5	Edge Right	158600	793	25	14	25.2	24.2	0.254	0.320	0.165	0.208	
ANT 2	Hotspot	DFT-s-OFDM $\pi/2$ BPSK	Mode B	5	Edge Left	158600	793	1	1	25.2	24.2	0.594	0.748	0.387	0.487	
ANT 2	Hotspot	DFT-s-OFDM $\pi/2$ BPSK	Mode B	5	Edge Left	158600	793	25	14	25.2	24.2	0.580	0.730	0.379	0.477	

### 10.24. NR Band n25 (40MHz Bandwidth)

Antenna(s)	RF Exposure Condition	Mode(s)	Power Mode(s)	Dist. (mm)	Test Position(s)	Channel	Freq. (MHz)	RB Allocation	RB Offset	Max Output Pwr (dBm)	Meas. (dBm)	1-g Meas. (W/kg)	1-g Scaled (W/kg)	10-g Meas. (W/kg)	10-g Scaled (W/kg)	Plot No.
ANT 1	Head	DFT-s-OFDM 11/2 BPSK	Mode A	0	Left Cheek	376500	1882.5	1	1	24.5	24.1	0.081	0.089	0.056	0.061	
ANT 1	Head	DFT-s-OFDM 11/2 BPSK	Mode A	0	Left Cheek	376500	1882.5	108	54	24.5	23.9	0.079	0.091	0.055	0.063	
ANT 1	Head	DFT-s-OFDM 11/2 BPSK	Mode A	0	Left Tilt	376500	1882.5	1	1	24.5	24.1	0.072	0.079	0.045	0.049	
ANT 1	Head	DFT-s-OFDM 11/2 BPSK	Mode A	0	Left Tilt	376500	1882.5	108	54	24.5	23.9	0.075	0.086	0.047	0.054	
ANT 1	Head	DFT-s-OFDM 11/2 BPSK	Mode A	0	Right Cheek	376500	1882.5	1	1	24.5	24.1	0.167	0.183	0.109	0.120	
ANT 1	Head	DFT-s-OFDM 11/2 BPSK	Mode A	0	Right Cheek	376500	1882.5	108	54	24.5	23.9	0.164	0.188	0.105	0.121	
ANT 1	Head	DFT-s-OFDM 11/2 BPSK	Mode A	0	Right Tilt	376500	1882.5	1	1	24.5	24.1	0.067	0.073	0.046	0.050	
ANT 1	Head	DFT-s-OFDM 11/2 BPSK	Mode A	0	Right Tilt	376500	1882.5	108	54	24.5	23.9	0.075	0.086	0.050	0.057	
ANT 1	Body & Hotspot	DFT-s-OFDM 11/2 BPSK	Mode B	5	Back	376500	1882.5	1	1	19.6	18.8	0.461	0.554	0.246	0.296	
ANT 1	Body & Hotspot	DFT-s-OFDM 11/2 BPSK	Mode B	5	Back	376500	1882.5	108	54	19.6	18.9	0.420	0.493	0.219	0.257	
ANT 1	Body & Hotspot	DFT-s-OFDM 11/2 BPSK	Mode B	5	Front	376500	1882.5	1	1	19.6	18.8	0.256	0.308	0.135	0.162	
ANT 1	Body & Hotspot	DFT-s-OFDM 11/2 BPSK	Mode B	5	Front	376500	1882.5	108	54	19.6	18.9	0.271	0.318	0.145	0.170	
ANT 1	Hotspot	DFT-s-OFDM 11/2 BPSK	Mode B	5	Edge Right	376500	1882.5	1	1	19.6	18.8	0.245	0.295	0.116	0.139	
ANT 1	Hotspot	DFT-s-OFDM 11/2 BPSK	Mode B	5	Edge Right	376500	1882.5	108	54	19.6	18.9	0.330	0.388	0.148	0.174	
ANT 1	Hotspot	DFT-s-OFDM 11/2 BPSK	Mode B	5	Edge Bottom	376500	1882.5	1	1	19.6	18.8	0.750	0.902	0.352	0.423	
ANT 1	Hotspot	DFT-s-OFDM 11/2 BPSK	Mode B	5	Edge Bottom	376500	1882.5	108	54	19.6	18.9	0.648	0.761	0.304	0.357	
ANT 1	Hotspot	DFT-s-OFDM 11/2 BPSK	Mode B	5	Edge Left	376500	1882.5	1	1	19.6	18.8	0.034	0.041	0.017	0.020	
ANT 1	Hotspot	DFT-s-OFDM 11/2 BPSK	Mode B	5	Edge Left	376500	1882.5	108	54	19.6	18.9	0.068	0.080	0.036	0.042	
Antenna(s)	RF Exposure Condition	Mode(s)	Power Mode(s)	Dist. (mm)	Test Position(s)	Channel	Freq. (MHz)	RB Allocation	RB Offset	Max Output Pwr (dBm)	Meas. (dBm)	1-g Meas. (W/kg)	1-g Scaled (W/kg)	10-g Meas. (W/kg)	10-g Scaled (W/kg)	Plot No.
ANT 2	Head	DFT-s-OFDM 11/2 BPSK	Mode A	0	Left Cheek	376500	1882.5	1	214	19.8	19.2	0.278	0.319	0.153	0.176	
ANT 2	Head	DFT-s-OFDM 11/2 BPSK	Mode A	0	Left Cheek	376500	1882.5	108	54	19.8	19.0	0.251	0.300	0.131	0.156	
ANT 2	Head	DFT-s-OFDM 11/2 BPSK	Mode A	0	Left Tilt	376500	1882.5	1	214	19.8	19.2	0.321	0.369	0.154	0.177	
ANT 2	Head	DFT-s-OFDM 11/2 BPSK	Mode A	0	Left Tilt	376500	1882.5	108	54	19.8	19.0	0.359	0.429	0.170	0.203	
ANT 2	Head	DFT-s-OFDM 11/2 BPSK	Mode A	0	Right Cheek	376500	1882.5	1	214	19.8	19.2	0.758	0.870	0.430	0.494	
ANT 2	Head	DFT-s-OFDM 11/2 BPSK	Mode A	0	Right Cheek	376500	1882.5	108	54	19.8	19.0	0.780	<b>0.931</b>	0.433	0.517	67
ANT 2	Head	DFT-s-OFDM 11/2 BPSK	Mode A	0	Right Tilt	376500	1882.5	1	214	19.8	19.2	0.621	0.713	0.305	0.350	
ANT 2	Head	DFT-s-OFDM 11/2 BPSK	Mode A	0	Right Tilt	376500	1882.5	108	54	19.8	19.0	0.643	0.768	0.314	0.375	
ANT 2	Body & Hotspot	DFT-s-OFDM 11/2 BPSK	Mode B	5	Back	376500	1882.5	1	214	19.6	18.7	0.614	0.755	0.276	0.340	
ANT 2	Body & Hotspot	DFT-s-OFDM 11/2 BPSK	Mode B	5	Back	376500	1882.5	108	54	19.6	18.6	0.669	0.842	0.304	0.383	
ANT 2	Body & Hotspot	DFT-s-OFDM 11/2 BPSK	Mode B	5	Front	376500	1882.5	1	214	19.6	18.7	0.316	0.389	0.161	0.198	
ANT 2	Body & Hotspot	DFT-s-OFDM 11/2 BPSK	Mode B	5	Front	376500	1882.5	108	54	19.6	18.6	0.373	0.470	0.186	0.234	
ANT 2	Hotspot	DFT-s-OFDM 11/2 BPSK	Mode B	5	Edge Top	376500	1882.5	1	214	19.6	18.7	0.560	0.689	0.265	0.326	
ANT 2	Hotspot	DFT-s-OFDM 11/2 BPSK	Mode B	5	Edge Top	376500	1882.5	108	54	19.6	18.6	0.598	0.753	0.283	0.356	
ANT 2	Hotspot	DFT-s-OFDM 11/2 BPSK	Mode B	5	Edge Right	376500	1882.5	1	214	19.6	18.7	0.012	0.015	0.006	0.007	
ANT 2	Hotspot	DFT-s-OFDM 11/2 BPSK	Mode B	5	Edge Right	376500	1882.5	108	54	19.6	18.6	0.009	0.011	0.005	0.006	
ANT 2	Hotspot	DFT-s-OFDM 11/2 BPSK	Mode B	5	Edge Left	376500	1882.5	1	214	19.6	18.7	0.330	0.406	0.173	0.213	
ANT 2	Hotspot	DFT-s-OFDM 11/2 BPSK	Mode B	5	Edge Left	376500	1882.5	108	54	19.6	18.6	0.310	0.390	0.159	0.200	
Antenna(s)	RF Exposure Condition	Mode(s)	Power Mode(s)	Dist. (mm)	Test Position(s)	Channel	Freq. (MHz)	RB Allocation	RB Offset	Max Output Pwr (dBm)	Meas. (dBm)	1-g Meas. (W/kg)	1-g Scaled (W/kg)	10-g Meas. (W/kg)	10-g Scaled (W/kg)	Plot No.
ANT 3	Head	DFT-s-OFDM 11/2 BPSK	Mode A	0	Left Cheek	376500	1882.5	1	1	22.3	22.0	0.260	0.279	0.160	0.171	
ANT 3	Head	DFT-s-OFDM 11/2 BPSK	Mode A	0	Left Cheek	376500	1882.5	108	54	22.3	21.7	0.316	0.363	0.192	0.220	
ANT 3	Head	DFT-s-OFDM 11/2 BPSK	Mode A	0	Left Tilt	376500	1882.5	1	1	22.3	22.0	0.143	0.153	0.085	0.091	
ANT 3	Head	DFT-s-OFDM 11/2 BPSK	Mode A	0	Left Tilt	376500	1882.5	108	54	22.3	21.7	0.178	0.204	0.101	0.116	
ANT 3	Head	DFT-s-OFDM 11/2 BPSK	Mode A	0	Right Cheek	376500	1882.5	1	1	22.3	22.0	0.103	0.110	0.066	0.071	
ANT 3	Head	DFT-s-OFDM 11/2 BPSK	Mode A	0	Right Cheek	376500	1882.5	108	54	22.3	21.7	0.092	0.106	0.060	0.069	
ANT 3	Head	DFT-s-OFDM 11/2 BPSK	Mode A	0	Right Tilt	376500	1882.5	1	1	22.3	22.0	0.095	0.102	0.056	0.060	
ANT 3	Head	DFT-s-OFDM 11/2 BPSK	Mode A	0	Right Tilt	376500	1882.5	108	54	22.3	21.7	0.085	0.098	0.051	0.059	
ANT 3	Body & Hotspot	DFT-s-OFDM 11/2 BPSK	Mode B	5	Back	376500	1882.5	1	1	21.8	21.7	0.804	0.823	0.444	0.454	
ANT 3	Body & Hotspot	DFT-s-OFDM 11/2 BPSK	Mode B	5	Back	376500	1882.5	108	54	21.8	21.6	0.769	0.805	0.426	0.446	
ANT 3	Body & Hotspot	DFT-s-OFDM 11/2 BPSK	Mode B	5	Front	376500	1882.5	1	1	21.8	22.1	0.653	0.609	0.355	0.331	
ANT 3	Body & Hotspot	DFT-s-OFDM 11/2 BPSK	Mode B	5	Front	376500	1882.5	108	54	21.8	21.6	0.638	0.668	0.343	0.359	
ANT 3	Hotspot	DFT-s-OFDM 11/2 BPSK	Mode B	5	Edge Bottom	376500	1882.5	1	1	21.8	21.7	0.179	0.183	0.089	0.091	
ANT 3	Hotspot	DFT-s-OFDM 11/2 BPSK	Mode B	5	Edge Bottom	376500	1882.5	108	54	21.8	21.6	0.222	0.232	0.111	0.116	
ANT 3	Hotspot	DFT-s-OFDM 11/2 BPSK	Mode B	5	Edge Left	376500	1882.5	1	1	21.8	21.7	0.923	<b>0.944</b>	0.465	0.476	68
ANT 3	Hotspot	DFT-s-OFDM 11/2 BPSK	Mode B	5	Edge Left	376500	1882.5	108	54	21.8	21.6	0.879	0.920	0.451	0.472	
Antenna(s)	RF Exposure Condition	Mode(s)	Power Mode(s)	Dist. (mm)	Test Position(s)	Channel	Freq. (MHz)	RB Allocation	RB Offset	Max Output Pwr (dBm)	Meas. (dBm)	1-g Meas. (W/kg)	1-g Scaled (W/kg)	10-g Meas. (W/kg)	10-g Scaled (W/kg)	Plot No.
ANT 4	Head	DFT-s-OFDM 11/2 BPSK	Mode A	0	Left Cheek	376500	1882.5	1	1	16.8	16.3	0.810	0.909	0.361	0.405	
ANT 4	Head	DFT-s-OFDM 11/2 BPSK	Mode A	0	Left Cheek	376500	1882.5	108	54	16.8	16.2	0.770	0.884	0.341	0.392	
ANT 4	Head	DFT-s-OFDM 11/2 BPSK	Mode A	0	Left Tilt	376500	1882.5	1	1	16.8	16.3	0.353	0.396	0.177	0.199	
ANT 4	Head	DFT-s-OFDM 11/2 BPSK	Mode A	0	Left Tilt	376500	1882.5	108	54	16.8	16.2	0.326	0.374	0.165	0.189	
ANT 4	Head	DFT-s-OFDM 11/2 BPSK	Mode A	0	Right Cheek	376500	1882.5	1	1	16.8	16.3	0.187	0.210	0.105	0.118	
ANT 4	Head	DFT-s-OFDM 11/2 BPSK	Mode A	0	Right Cheek	376500	1882.5	108	54	16.8	16.2	0.174	0.200	0.097	0.111	
ANT 4	Head	DFT-s-OFDM 11/2 BPSK	Mode A	0	Right Tilt	376500	1882.5	1	1	16.8	16.3	0.134	0.150	0.073	0.082	
ANT 4	Head	DFT-s-OFDM 11/2 BPSK	Mode A	0	Right Tilt	376500	1882.5	108	54	16.8	16.2	0.133	0.153	0.072	0.083	
ANT 4	Body & Hotspot	DFT-s-OFDM 11/2 BPSK	Mode B	5	Back	376500	1882.5	1	1	18.5	17.6	0.716	<b>0.881</b>	0.343	0.422	69
ANT 4	Body & Hotspot	DFT-s-OFDM 11/2 BPSK	Mode B	5	Back	376500	1882.5	108	54	18.5	17.6	0.690	0.849	0.322	0.396	
ANT 4	Body & Hotspot	DFT-s-OFDM 11/2 BPSK	Mode B	5	Front	376500	1882.5	1	1	18.5	17.6	0.505	0.621	0.248	0.305	
ANT 4	Body & Hotspot	DFT-s-OFDM 11/2 BPSK	Mode B	5	Front	376500	1882.5	108	54	18.5	17.6	0.508	0.625	0.245	0.301	
ANT 4	Hotspot	DFT-s-OFDM 11/2 BPSK	Mode B	5	Edge Top	376500	1882.5	1	1	18.5	17.6	0.194	0.239	0.095	0.117	
ANT 4	Hotspot	DFT-s-OFDM 11/2 BPSK	Mode B	5	Edge Top	376500	1882.5	108	54	18.5	17.6	0.192	0.236	0.103	0.127	
ANT 4	Hotspot	DFT-s-OFDM 11/2 BPSK	Mode B	5	Edge Right	376500	1882.5	1	1	18.5	17.6	0.671	0.826	0.311	0.383	
ANT 4	Hotspot	DFT-s-OFDM 11/2 BPSK	Mode B	5	Edge Right	376500	1882.5	108	54	18.5	17.6	0.658	0.810	0.302	0.372	

### 10.25. NR Band n26 (20MHz Bandwidth)

Antenna(s)	RF Exposure Condition	Mode(s)	Power Mode(s)	Dist. (mm)	Test Position(s)	Channel	Freq. (MHz)	RB Allocation	RB Offset	Max Output Pwr (dBm)	Meas. (dBm)	1-g Meas. (W/kg)	1-g Scaled (W/kg)	10-g Meas. (W/kg)	10-g Scaled (W/kg)	Plot No.
ANT 1	Head	DFT-s-OFDM $\pi/2$ BPSK	Mode A	0	Left Cheek	166300	831.5	1	104	25.7	24.8	0.232	0.285	0.178	0.219	
ANT 1	Head	DFT-s-OFDM $\pi/2$ BPSK	Mode A	0	Left Cheek	166300	831.5	50	28	25.7	24.9	0.230	0.277	0.174	0.209	
ANT 1	Head	DFT-s-OFDM $\pi/2$ BPSK	Mode A	0	Left Tilt	166300	831.5	1	104	25.7	24.8	0.132	0.162	0.103	0.127	
ANT 1	Head	DFT-s-OFDM $\pi/2$ BPSK	Mode A	0	Left Tilt	166300	831.5	50	28	25.7	24.9	0.122	0.147	0.094	0.113	
ANT 1	Head	DFT-s-OFDM $\pi/2$ BPSK	Mode A	0	Right Cheek	166300	831.5	1	104	25.7	24.8	0.243	0.299	0.187	0.230	
ANT 1	Head	DFT-s-OFDM $\pi/2$ BPSK	Mode A	0	Right Cheek	166300	831.5	50	28	25.7	24.9	0.223	0.268	0.171	0.206	
ANT 1	Head	DFT-s-OFDM $\pi/2$ BPSK	Mode A	0	Right Tilt	166300	831.5	1	104	25.7	24.8	0.132	0.162	0.103	0.127	
ANT 1	Head	DFT-s-OFDM $\pi/2$ BPSK	Mode A	0	Right Tilt	166300	831.5	50	28	25.7	24.9	0.123	0.148	0.097	0.117	
ANT 1	Body & Hotspot	DFT-s-OFDM $\pi/2$ BPSK	Mode B	5	Back	166300	831.5	1	104	25.7	24.8	0.445	0.547	0.287	0.353	
ANT 1	Body & Hotspot	DFT-s-OFDM $\pi/2$ BPSK	Mode B	5	Back	166300	831.5	50	28	25.7	24.9	0.426	0.512	0.275	0.331	
ANT 1	Body & Hotspot	DFT-s-OFDM $\pi/2$ BPSK	Mode B	5	Front	166300	831.5	1	104	25.7	24.8	0.330	0.406	0.212	0.261	
ANT 1	Body & Hotspot	DFT-s-OFDM $\pi/2$ BPSK	Mode B	5	Front	166300	831.5	50	28	25.7	24.9	0.327	0.393	0.210	0.252	
ANT 1	Hotspot	DFT-s-OFDM $\pi/2$ BPSK	Mode B	5	Edge Right	166300	831.5	1	104	25.7	24.8	0.538	<b>0.662</b>	0.349	0.429	70
ANT 1	Hotspot	DFT-s-OFDM $\pi/2$ BPSK	Mode B	5	Edge Right	166300	831.5	50	28	25.7	24.9	0.498	0.599	0.324	0.390	
ANT 1	Hotspot	DFT-s-OFDM $\pi/2$ BPSK	Mode B	5	Edge Bottom	166300	831.5	1	104	25.7	24.8	0.110	0.135	0.058	0.071	
ANT 1	Hotspot	DFT-s-OFDM $\pi/2$ BPSK	Mode B	5	Edge Bottom	166300	831.5	50	28	25.7	24.9	0.105	0.126	0.050	0.060	
ANT 1	Hotspot	DFT-s-OFDM $\pi/2$ BPSK	Mode B	5	Edge Left	166300	831.5	1	104	25.7	24.8	0.365	0.449	0.236	0.290	
ANT 1	Hotspot	DFT-s-OFDM $\pi/2$ BPSK	Mode B	5	Edge Left	166300	831.5	50	28	25.7	24.9	0.311	0.374	0.202	0.243	
Antenna(s)	RF Exposure Condition	Mode(s)	Power Mode(s)	Dist. (mm)	Test Position(s)	Channel	Freq. (MHz)	RB Allocation	RB Offset	Max Output Pwr (dBm)	Meas. (dBm)	1-g Meas. (W/kg)	1-g Scaled (W/kg)	10-g Meas. (W/kg)	10-g Scaled (W/kg)	Plot No.
ANT 2	Head	DFT-s-OFDM $\pi/2$ BPSK	Mode A	0	Left Cheek	166300	831.5	1	1	23.5	22.5	0.319	0.402	0.204	0.257	
ANT 2	Head	DFT-s-OFDM $\pi/2$ BPSK	Mode A	0	Left Cheek	166300	831.5	50	28	23.5	22.6	0.384	0.472	0.236	0.290	
ANT 2	Head	DFT-s-OFDM $\pi/2$ BPSK	Mode A	0	Left Tilt	166300	831.5	1	1	23.5	22.5	0.241	0.303	0.121	0.152	
ANT 2	Head	DFT-s-OFDM $\pi/2$ BPSK	Mode A	0	Left Tilt	166300	831.5	50	28	23.5	22.6	0.276	0.340	0.147	0.181	
ANT 2	Head	DFT-s-OFDM $\pi/2$ BPSK	Mode A	0	Right Cheek	166300	831.5	1	1	23.5	22.5	0.627	0.789	0.364	0.458	
ANT 2	Head	DFT-s-OFDM $\pi/2$ BPSK	Mode A	0	Right Cheek	166300	831.5	50	28	23.5	22.6	0.699	<b>0.860</b>	0.407	0.501	71
ANT 2	Head	DFT-s-OFDM $\pi/2$ BPSK	Mode A	0	Right Tilt	166300	831.5	1	1	23.5	22.5	0.395	0.497	0.199	0.251	
ANT 2	Head	DFT-s-OFDM $\pi/2$ BPSK	Mode A	0	Right Tilt	166300	831.5	50	28	23.5	22.6	0.419	0.515	0.213	0.262	
ANT 2	Body & Hotspot	DFT-s-OFDM $\pi/2$ BPSK	Mode B	5	Back	166300	831.5	1	104	25.2	24.1	0.500	<b>0.644</b>	0.285	0.367	72
ANT 2	Body & Hotspot	DFT-s-OFDM $\pi/2$ BPSK	Mode B	5	Back	166300	831.5	50	28	25.2	24.2	0.427	0.538	0.244	0.307	
ANT 2	Body & Hotspot	DFT-s-OFDM $\pi/2$ BPSK	Mode B	5	Front	166300	831.5	1	104	25.2	24.1	0.387	0.499	0.224	0.289	
ANT 2	Body & Hotspot	DFT-s-OFDM $\pi/2$ BPSK	Mode B	5	Front	166300	831.5	50	28	25.2	24.2	0.403	0.507	0.228	0.287	
ANT 2	Hotspot	DFT-s-OFDM $\pi/2$ BPSK	Mode B	5	Edge Top	166300	831.5	1	104	25.2	24.1	0.353	0.455	0.165	0.213	
ANT 2	Hotspot	DFT-s-OFDM $\pi/2$ BPSK	Mode B	5	Edge Top	166300	831.5	50	28	25.2	24.2	0.325	0.409	0.151	0.190	
ANT 2	Hotspot	DFT-s-OFDM $\pi/2$ BPSK	Mode B	5	Edge Right	166300	831.5	1	104	25.2	24.1	0.129	0.166	0.083	0.107	
ANT 2	Hotspot	DFT-s-OFDM $\pi/2$ BPSK	Mode B	5	Edge Right	166300	831.5	50	28	25.2	24.2	0.098	0.123	0.063	0.079	
ANT 2	Hotspot	DFT-s-OFDM $\pi/2$ BPSK	Mode B	5	Edge Left	166300	831.5	1	104	25.2	24.1	0.494	0.636	0.319	0.411	
ANT 2	Hotspot	DFT-s-OFDM $\pi/2$ BPSK	Mode B	5	Edge Left	166300	831.5	50	28	25.2	24.2	0.452	0.569	0.292	0.368	



### 10.26. NR Band n30 (10MHz Bandwidth)

Antenna(s)	RF Exposure Condition	Mode(s)	Power Mode(s)	Dist. (mm)	Test Position(s)	Channel	Freq. (MHz)	RB Allocation	RB Offset	Max Output Pwr (dBm)	Meas. (dBm)	1-g Meas. (W/kg)	1-g Scaled (W/kg)	10-g Meas. (W/kg)	10-g Scaled (W/kg)	Plot No.
ANT 1	Head	DFT-s-OFDM π/2 BPSK	Mode A	0	Left Cheek	462000	2310	1	1	25.0	24.4	0.179	0.206	0.104	0.119	
ANT 1	Head	DFT-s-OFDM π/2 BPSK	Mode A	0	Left Cheek	462000	2310	25	14	25.0	24.2	0.182	0.219	0.105	0.126	
ANT 1	Head	DFT-s-OFDM π/2 BPSK	Mode A	0	Left Tilt	462000	2310	1	1	25.0	24.4	0.136	0.156	0.080	0.092	
ANT 1	Head	DFT-s-OFDM π/2 BPSK	Mode A	0	Left Tilt	462000	2310	25	14	25.0	24.2	0.126	0.151	0.074	0.089	
ANT 1	Head	DFT-s-OFDM π/2 BPSK	Mode A	0	Right Cheek	462000	2310	1	1	25.0	24.4	0.216	0.248	0.128	0.147	
ANT 1	Head	DFT-s-OFDM π/2 BPSK	Mode A	0	Right Cheek	462000	2310	25	14	25.0	24.2	0.216	0.260	0.129	0.155	
ANT 1	Head	DFT-s-OFDM π/2 BPSK	Mode A	0	Right Tilt	462000	2310	1	1	25.0	24.4	0.159	0.183	0.094	0.108	
ANT 1	Head	DFT-s-OFDM π/2 BPSK	Mode A	0	Right Tilt	462000	2310	25	14	25.0	24.2	0.167	0.201	0.099	0.119	
ANT 1	Body & Hotspot	DFT-s-OFDM π/2 BPSK	Mode B	5	Back	462000	2310	1	1	19.4	18.7	0.483	0.567	0.206	0.242	
ANT 1	Body & Hotspot	DFT-s-OFDM π/2 BPSK	Mode B	5	Back	462000	2310	25	14	19.4	18.5	0.469	0.577	0.198	0.244	
ANT 1	Body & Hotspot	DFT-s-OFDM π/2 BPSK	Mode B	5	Front	462000	2310	1	1	19.4	18.7	0.288	0.338	0.127	0.149	
ANT 1	Body & Hotspot	DFT-s-OFDM π/2 BPSK	Mode B	5	Front	462000	2310	25	14	19.4	18.5	0.270	0.332	0.119	0.146	
ANT 1	Hotspot	DFT-s-OFDM π/2 BPSK	Mode B	5	Edge Right	462000	2310	1	1	19.4	18.7	0.260	0.305	0.118	0.139	
ANT 1	Hotspot	DFT-s-OFDM π/2 BPSK	Mode B	5	Edge Right	462000	2310	25	14	19.4	18.5	0.247	0.304	0.110	0.135	
ANT 1	Hotspot	DFT-s-OFDM π/2 BPSK	Mode B	5	Edge Bottom	462000	2310	1	1	19.4	18.7	0.717	0.842	0.285	0.335	
ANT 1	Hotspot	DFT-s-OFDM π/2 BPSK	Mode B	5	Edge Bottom	462000	2310	25	14	19.4	18.5	0.752	<b>0.925</b>	0.300	0.369	73
ANT 1	Hotspot	DFT-s-OFDM π/2 BPSK	Mode B	5	Edge Left	462000	2310	1	1	19.4	18.7	0.192	0.226	0.084	0.099	
ANT 1	Hotspot	DFT-s-OFDM π/2 BPSK	Mode B	5	Edge Left	462000	2310	25	14	19.4	18.5	0.184	0.226	0.081	0.100	
Antenna(s)	RF Exposure Condition	Mode(s)	Power Mode(s)	Dist. (mm)	Test Position(s)	Channel	Freq. (MHz)	RB Allocation	RB Offset	Max Output Pwr (dBm)	Meas. (dBm)	1-g Meas. (W/kg)	1-g Scaled (W/kg)	10-g Meas. (W/kg)	10-g Scaled (W/kg)	Plot No.
ANT 2	Head	DFT-s-OFDM π/2 BPSK	Mode A	0	Left Cheek	462000	2310	1	50	19.3	18.8	0.522	0.586	0.221	0.248	
ANT 2	Head	DFT-s-OFDM π/2 BPSK	Mode A	0	Left Cheek	462000	2310	25	14	19.3	18.6	0.602	0.707	0.250	0.294	
ANT 2	Head	DFT-s-OFDM π/2 BPSK	Mode A	0	Left Tilt	462000	2310	1	50	19.3	18.8	0.743	0.834	0.299	0.335	
ANT 2	Head	DFT-s-OFDM π/2 BPSK	Mode A	0	Left Tilt	462000	2310	25	14	19.3	18.6	0.745	0.875	0.298	0.350	
ANT 2	Head	DFT-s-OFDM π/2 BPSK	Mode A	0	Right Cheek	462000	2310	1	50	19.3	18.8	0.797	0.894	0.345	0.387	
ANT 2	Head	DFT-s-OFDM π/2 BPSK	Mode A	0	Right Cheek	462000	2310	25	14	19.3	18.6	0.768	0.902	0.339	0.398	
ANT 2	Head	DFT-s-OFDM π/2 BPSK	Mode A	0	Right Tilt	462000	2310	1	50	19.3	18.8	0.591	0.663	0.237	0.266	
ANT 2	Head	DFT-s-OFDM π/2 BPSK	Mode A	0	Right Tilt	462000	2310	25	14	19.3	18.6	0.642	0.754	0.256	0.301	
ANT 2	Body & Hotspot	DFT-s-OFDM π/2 BPSK	Mode B	5	Back	462000	2310	1	50	19.8	18.8	0.675	0.850	0.314	0.395	
ANT 2	Body & Hotspot	DFT-s-OFDM π/2 BPSK	Mode B	5	Back	462000	2310	25	14	19.8	18.6	0.671	0.885	0.315	0.415	
ANT 2	Body & Hotspot	DFT-s-OFDM π/2 BPSK	Mode B	5	Front	462000	2310	1	50	19.8	18.8	0.405	0.510	0.194	0.244	
ANT 2	Body & Hotspot	DFT-s-OFDM π/2 BPSK	Mode B	5	Front	462000	2310	25	14	19.8	18.6	0.400	0.527	0.198	0.261	
ANT 2	Hotspot	DFT-s-OFDM π/2 BPSK	Mode B	5	Edge Top	462000	2310	1	50	19.8	18.8	0.592	0.745	0.230	0.290	
ANT 2	Hotspot	DFT-s-OFDM π/2 BPSK	Mode B	5	Edge Top	462000	2310	25	14	19.8	18.6	0.604	0.796	0.235	0.310	
ANT 2	Hotspot	DFT-s-OFDM π/2 BPSK	Mode B	5	Edge Right	462000	2310	1	50	19.8	18.8	0.042	0.053	0.022	0.028	
ANT 2	Hotspot	DFT-s-OFDM π/2 BPSK	Mode B	5	Edge Right	462000	2310	25	14	19.8	18.6	0.042	0.055	0.021	0.028	
ANT 2	Hotspot	DFT-s-OFDM π/2 BPSK	Mode B	5	Edge Left	462000	2310	1	50	19.8	18.8	0.654	0.823	0.326	0.410	
ANT 2	Hotspot	DFT-s-OFDM π/2 BPSK	Mode B	5	Edge Left	462000	2310	25	14	19.8	18.6	0.595	0.784	0.289	0.381	
Antenna(s)	RF Exposure Condition	Mode(s)	Power Mode(s)	Dist. (mm)	Test Position(s)	Channel	Freq. (MHz)	RB Allocation	RB Offset	Max Output Pwr (dBm)	Meas. (dBm)	1-g Meas. (W/kg)	1-g Scaled (W/kg)	10-g Meas. (W/kg)	10-g Scaled (W/kg)	Plot No.
ANT 3	Head	DFT-s-OFDM π/2 BPSK	Mode A	0	Left Cheek	462000	2310	1	50	23.0	22.7	0.071	0.076	0.040	0.043	
ANT 3	Head	DFT-s-OFDM π/2 BPSK	Mode A	0	Left Cheek	462000	2310	25	14	23.0	22.6	0.078	0.086	0.045	0.049	
ANT 3	Head	DFT-s-OFDM π/2 BPSK	Mode A	0	Left Tilt	462000	2310	1	50	23.0	22.7	0.042	0.045	0.023	0.025	
ANT 3	Head	DFT-s-OFDM π/2 BPSK	Mode A	0	Left Tilt	462000	2310	25	14	23.0	22.6	0.037	0.041	0.020	0.022	
ANT 3	Head	DFT-s-OFDM π/2 BPSK	Mode A	0	Right Cheek	462000	2310	1	50	23.0	22.7	0.062	0.066	0.036	0.039	
ANT 3	Head	DFT-s-OFDM π/2 BPSK	Mode A	0	Right Cheek	462000	2310	25	14	23.0	22.6	0.067	0.073	0.041	0.045	
ANT 3	Head	DFT-s-OFDM π/2 BPSK	Mode A	0	Right Tilt	462000	2310	1	50	23.0	22.7	0.031	0.033	0.016	0.017	
ANT 3	Head	DFT-s-OFDM π/2 BPSK	Mode A	0	Right Tilt	462000	2310	25	14	23.0	22.6	0.029	0.032	0.017	0.019	
ANT 3	Body & Hotspot	DFT-s-OFDM π/2 BPSK	Mode B	5	Back	462000	2310	1	1	23.1	22.8	0.799	0.856	0.407	0.436	
ANT 3	Body & Hotspot	DFT-s-OFDM π/2 BPSK	Mode B	5	Back	462000	2310	25	14	23.1	22.7	0.835	<b>0.916</b>	0.422	0.463	74
ANT 3	Body & Hotspot	DFT-s-OFDM π/2 BPSK	Mode B	5	Front	462000	2310	1	1	23.1	22.8	0.593	0.635	0.287	0.308	
ANT 3	Body & Hotspot	DFT-s-OFDM π/2 BPSK	Mode B	5	Front	462000	2310	25	14	23.1	22.7	0.732	0.803	0.363	0.398	
ANT 3	Hotspot	DFT-s-OFDM π/2 BPSK	Mode B	5	Edge Bottom	462000	2310	1	1	23.1	22.8	0.828	0.887	0.385	0.413	
ANT 3	Hotspot	DFT-s-OFDM π/2 BPSK	Mode B	5	Edge Bottom	462000	2310	25	14	23.1	22.7	0.763	0.837	0.354	0.388	
ANT 3	Hotspot	DFT-s-OFDM π/2 BPSK	Mode B	5	Edge Left	462000	2310	1	1	23.1	22.8	0.596	0.639	0.255	0.273	
ANT 3	Hotspot	DFT-s-OFDM π/2 BPSK	Mode B	5	Edge Left	462000	2310	25	14	23.1	22.7	0.556	0.610	0.235	0.258	
Antenna(s)	RF Exposure Condition	Mode(s)	Power Mode(s)	Dist. (mm)	Test Position(s)	Channel	Freq. (MHz)	RB Allocation	RB Offset	Max Output Pwr (dBm)	Meas. (dBm)	1-g Meas. (W/kg)	1-g Scaled (W/kg)	10-g Meas. (W/kg)	10-g Scaled (W/kg)	Plot No.
ANT 4	Head	DFT-s-OFDM π/2 BPSK	Mode A	0	Left Cheek	462000	2310	1	50	17.8	17.1	0.820	<b>0.959</b>	0.435	0.509	75
ANT 4	Head	DFT-s-OFDM π/2 BPSK	Mode A	0	Left Cheek	462000	2310	25	14	17.8	17.2	0.829	0.952	0.414	0.475	
ANT 4	Head	DFT-s-OFDM π/2 BPSK	Mode A	0	Left Tilt	462000	2310	1	50	17.8	17.1	0.535	0.626	0.253	0.296	
ANT 4	Head	DFT-s-OFDM π/2 BPSK	Mode A	0	Left Tilt	462000	2310	25	14	17.8	17.2	0.472	0.542	0.226	0.259	
ANT 4	Head	DFT-s-OFDM π/2 BPSK	Mode A	0	Right Cheek	462000	2310	1	50	17.8	17.1	0.251	0.294	0.145	0.170	
ANT 4	Head	DFT-s-OFDM π/2 BPSK	Mode A	0	Right Cheek	462000	2310	25	14	17.8	17.2	0.255	0.293	0.146	0.168	
ANT 4	Head	DFT-s-OFDM π/2 BPSK	Mode A	0	Right Tilt	462000	2310	1	50	17.8	17.1	0.166	0.194	0.094	0.110	
ANT 4	Head	DFT-s-OFDM π/2 BPSK	Mode A	0	Right Tilt	462000	2310	25	14	17.8	17.2	0.150	0.172	0.083	0.095	
ANT 4	Body & Hotspot	DFT-s-OFDM π/2 BPSK	Mode B	5	Back	462000	2310	1	50	19.3	18.4	0.584	0.715	0.298	0.365	
ANT 4	Body & Hotspot	DFT-s-OFDM π/2 BPSK	Mode B	5	Back	462000	2310	25	14	19.3	18.3	0.591	0.744	0.309	0.389	
ANT 4	Body & Hotspot	DFT-s-OFDM π/2 BPSK	Mode B	5	Front	462000	2310	1	50	19.3	18.4	0.375	0.459	0.203	0.249	
ANT 4	Body & Hotspot	DFT-s-OFDM π/2 BPSK	Mode B	5	Front	462000	2310	25	14	19.3	18.3	0.360	0.453	0.197	0.248	
ANT 4	Hotspot	DFT-s-OFDM π/2 BPSK	Mode B	5	Edge Top	462000	2310	1	50	19.3	18.4	0.180	0.220	0.075	0.092	
ANT 4	Hotspot	DFT-s-OFDM π/2 BPSK	Mode B	5	Edge Top	462000	2310	25	14	19.3	18.3	0.171	0.215	0.072	0.091	
ANT 4	Hotspot	DFT-s-OFDM π/2 BPSK	Mode B	5	Edge Right	462000	2310	1	50	19.3	18.4	0.538	0.659	0.261	0.320	
ANT 4	Hotspot	DFT-s-OFDM π/2 BPSK	Mode B	5	Edge Right	462000	2310	25	14	19.3	18.3	0.520	0.655	0.253	0.319	

### 10.27. NR Band n41 PC3 (100MHz Bandwidth)

Antenna(s)	RF Exposure Condition	Mode(s)	Power Mode(s)	Dist. (mm)	Test Position(s)	Channel	Freq. (MHz)	RB Allocation	RB Offset	Max Output Pwr (dBm)	Meas. (dBm)	1-g Meas. (W/kg)	1-g Scaled (W/kg)	10-g Meas. (W/kg)	10-g Scaled (W/kg)	Plot No.
ANT 1	Head	DFT-s-OFDM 11/2 BPSK	Mode A	0	Left Cheek	518598	2592.99	1	271	24.4	24.0	0.146	0.160	0.082	0.090	
ANT 1	Head	DFT-s-OFDM 11/2 BPSK	Mode A	0	Left Cheek	518598	2592.99	135	69	24.4	23.8	0.165	0.189	0.095	0.109	
ANT 1	Head	DFT-s-OFDM 11/2 BPSK	Mode A	0	Left Tilt	518598	2592.99	1	271	24.4	24.0	0.145	0.159	0.074	0.081	
ANT 1	Head	DFT-s-OFDM 11/2 BPSK	Mode A	0	Left Tilt	518598	2592.99	135	69	24.4	23.8	0.160	0.184	0.083	0.095	
ANT 1	Head	DFT-s-OFDM 11/2 BPSK	Mode A	0	Right Cheek	518598	2592.99	1	271	24.4	24.0	0.328	0.360	0.175	0.192	
ANT 1	Head	DFT-s-OFDM 11/2 BPSK	Mode A	0	Right Cheek	518598	2592.99	135	69	24.4	23.8	0.373	0.428	0.201	0.231	
ANT 1	Head	DFT-s-OFDM 11/2 BPSK	Mode A	0	Right Tilt	518598	2592.99	1	271	24.4	24.0	0.139	0.152	0.069	0.076	
ANT 1	Head	DFT-s-OFDM 11/2 BPSK	Mode A	0	Right Tilt	518598	2592.99	135	69	24.4	23.8	0.145	0.166	0.073	0.084	
ANT 1	Body & Hotspot	DFT-s-OFDM 11/2 BPSK	Mode B	5	Back	518598	2592.99	1	271	20.6	19.9	0.524	0.616	0.247	0.290	
ANT 1	Body & Hotspot	DFT-s-OFDM 11/2 BPSK	Mode B	5	Back	518598	2592.99	135	69	20.6	19.6	0.519	0.653	0.247	0.311	
ANT 1	Body & Hotspot	DFT-s-OFDM 11/2 BPSK	Mode B	5	Front	518598	2592.99	1	271	20.6	19.9	0.337	0.396	0.162	0.190	
ANT 1	Body & Hotspot	DFT-s-OFDM 11/2 BPSK	Mode B	5	Front	518598	2592.99	135	69	20.6	19.6	0.339	0.427	0.167	0.210	
ANT 1	Hotspot	DFT-s-OFDM 11/2 BPSK	Mode B	5	Edge Right	518598	2592.99	1	271	20.6	19.9	0.644	0.757	0.273	0.321	
ANT 1	Hotspot	DFT-s-OFDM 11/2 BPSK	Mode B	5	Edge Right	518598	2592.99	135	69	20.6	19.6	0.699	0.880	0.299	0.376	
ANT 1	Hotspot	DFT-s-OFDM 11/2 BPSK	Mode B	5	Edge Bottom	518598	2592.99	1	271	20.6	19.9	0.436	0.512	0.180	0.211	
ANT 1	Hotspot	DFT-s-OFDM 11/2 BPSK	Mode B	5	Edge Bottom	518598	2592.99	135	69	20.6	19.6	0.388	0.488	0.162	0.204	
ANT 1	Hotspot	DFT-s-OFDM 11/2 BPSK	Mode B	5	Edge Left	518598	2592.99	1	271	20.6	19.9	0.038	0.045	0.016	0.019	
ANT 1	Hotspot	DFT-s-OFDM 11/2 BPSK	Mode B	5	Edge Left	518598	2592.99	135	69	20.6	19.6	0.025	0.031	0.011	0.014	
Antenna(s)	RF Exposure Condition	Mode(s)	Power Mode(s)	Dist. (mm)	Test Position(s)	Channel	Freq. (MHz)	RB Allocation	RB Offset	Max Output Pwr (dBm)	Meas. (dBm)	1-g Meas. (W/kg)	1-g Scaled (W/kg)	10-g Meas. (W/kg)	10-g Scaled (W/kg)	Plot No.
ANT 2	Head	DFT-s-OFDM 11/2 BPSK	Mode A	0	Left Cheek	518598	2592.99	1	271	18.0	17.3	0.641	0.753	0.241	0.283	
ANT 2	Head	DFT-s-OFDM 11/2 BPSK	Mode A	0	Left Cheek	518598	2592.99	135	69	18.0	17.1	0.577	0.710	0.222	0.273	
ANT 2	Head	DFT-s-OFDM 11/2 BPSK	Mode A	0	Left Tilt	518598	2592.99	1	271	18.0	17.3	0.679	0.798	0.253	0.297	
ANT 2	Head	DFT-s-OFDM 11/2 BPSK	Mode A	0	Left Tilt	518598	2592.99	135	69	18.0	17.1	0.661	0.813	0.249	0.306	
ANT 2	Head	DFT-s-OFDM 11/2 BPSK	Mode A	0	Right Cheek	518598	2592.99	1	271	18.0	17.3	0.546	0.641	0.228	0.268	
ANT 2	Head	DFT-s-OFDM 11/2 BPSK	Mode A	0	Right Cheek	518598	2592.99	135	69	18.0	17.1	0.662	<b>0.814</b>	0.275	0.338	76
ANT 2	Head	DFT-s-OFDM 11/2 BPSK	Mode A	0	Right Tilt	518598	2592.99	1	271	18.0	17.3	0.565	0.664	0.216	0.254	
ANT 2	Head	DFT-s-OFDM 11/2 BPSK	Mode A	0	Right Tilt	518598	2592.99	135	69	18.0	17.1	0.594	0.731	0.221	0.272	
ANT 2	Body & Hotspot	DFT-s-OFDM 11/2 BPSK	Mode B	5	Back	518598	2592.99	1	271	18.7	18.0	0.651	0.765	0.275	0.323	
ANT 2	Body & Hotspot	DFT-s-OFDM 11/2 BPSK	Mode B	5	Back	518598	2592.99	135	69	18.7	17.8	0.647	0.796	0.280	0.344	
ANT 2	Body & Hotspot	DFT-s-OFDM 11/2 BPSK	Mode B	5	Front	518598	2592.99	1	271	18.7	18.0	0.369	0.434	0.160	0.188	
ANT 2	Body & Hotspot	DFT-s-OFDM 11/2 BPSK	Mode B	5	Front	518598	2592.99	135	69	18.7	17.8	0.364	0.448	0.162	0.199	
ANT 2	Hotspot	DFT-s-OFDM 11/2 BPSK	Mode B	5	Edge Top	518598	2592.99	1	271	18.7	18.0	0.506	0.594	0.182	0.214	
ANT 2	Hotspot	DFT-s-OFDM 11/2 BPSK	Mode B	5	Edge Top	518598	2592.99	135	69	18.7	17.8	0.486	0.598	0.178	0.219	
ANT 2	Hotspot	DFT-s-OFDM 11/2 BPSK	Mode B	5	Edge Right	518598	2592.99	1	271	18.7	18.0	0.050	0.059	0.024	0.028	
ANT 2	Hotspot	DFT-s-OFDM 11/2 BPSK	Mode B	5	Edge Right	518598	2592.99	135	69	18.7	17.8	0.044	0.054	0.021	0.026	
ANT 2	Hotspot	DFT-s-OFDM 11/2 BPSK	Mode B	5	Edge Left	518598	2592.99	1	271	18.7	18.0	0.480	0.564	0.207	0.243	
ANT 2	Hotspot	DFT-s-OFDM 11/2 BPSK	Mode B	5	Edge Left	518598	2592.99	135	69	18.7	17.8	0.507	0.624	0.224	0.276	
Antenna(s)	RF Exposure Condition	Mode(s)	Power Mode(s)	Dist. (mm)	Test Position(s)	Channel	Freq. (MHz)	RB Allocation	RB Offset	Max Output Pwr (dBm)	Meas. (dBm)	1-g Meas. (W/kg)	1-g Scaled (W/kg)	10-g Meas. (W/kg)	10-g Scaled (W/kg)	Plot No.
ANT 3	Head	DFT-s-OFDM 11/2 BPSK	Mode A	0	Left Cheek	518598	2592.99	1	271	21.9	21.1	0.048	0.058	0.024	0.029	
ANT 3	Head	DFT-s-OFDM 11/2 BPSK	Mode A	0	Left Cheek	518598	2592.99	135	69	21.9	20.8	0.073	0.094	0.038	0.049	
ANT 3	Head	DFT-s-OFDM 11/2 BPSK	Mode A	0	Left Tilt	518598	2592.99	1	271	21.9	21.1	0.016	0.019	0.005	0.006	
ANT 3	Head	DFT-s-OFDM 11/2 BPSK	Mode A	0	Left Tilt	518598	2592.99	135	69	21.9	20.8	0.023	0.030	0.008	0.010	
ANT 3	Head	DFT-s-OFDM 11/2 BPSK	Mode A	0	Right Cheek	518598	2592.99	1	271	21.9	21.1	0.046	0.055	0.024	0.029	
ANT 3	Head	DFT-s-OFDM 11/2 BPSK	Mode A	0	Right Cheek	518598	2592.99	135	69	21.9	20.8	0.042	0.054	0.022	0.028	
ANT 3	Head	DFT-s-OFDM 11/2 BPSK	Mode A	0	Right Tilt	518598	2592.99	1	271	21.9	21.1	0.035	0.042	0.012	0.014	
ANT 3	Head	DFT-s-OFDM 11/2 BPSK	Mode A	0	Right Tilt	518598	2592.99	135	69	21.9	20.8	0.031	0.040	0.012	0.015	
ANT 3	Body & Hotspot	DFT-s-OFDM 11/2 BPSK	Mode B	5	Back	518598	2592.99	1	271	20.1	19.4	0.606	0.712	0.265	0.311	
ANT 3	Body & Hotspot	DFT-s-OFDM 11/2 BPSK	Mode B	5	Back	518598	2592.99	135	69	20.1	19.3	0.592	0.712	0.297	0.357	
ANT 3	Body & Hotspot	DFT-s-OFDM 11/2 BPSK	Mode B	5	Front	518598	2592.99	1	271	20.1	19.4	0.579	0.680	0.256	0.301	
ANT 3	Body & Hotspot	DFT-s-OFDM 11/2 BPSK	Mode B	5	Front	518598	2592.99	135	69	20.1	19.3	0.642	0.772	0.289	0.347	
ANT 3	Hotspot	DFT-s-OFDM 11/2 BPSK	Mode B	5	Edge Bottom	518598	2592.99	1	271	20.1	19.4	0.212	0.249	0.101	0.119	
ANT 3	Hotspot	DFT-s-OFDM 11/2 BPSK	Mode B	5	Edge Bottom	518598	2592.99	135	69	20.1	19.3	0.270	0.325	0.131	0.157	
ANT 3	Hotspot	DFT-s-OFDM 11/2 BPSK	Mode B	5	Edge Left	518598	2592.99	1	271	20.1	19.4	0.753	0.885	0.323	0.379	
ANT 3	Hotspot	DFT-s-OFDM 11/2 BPSK	Mode B	5	Edge Left	518598	2592.99	135	69	20.1	19.3	0.758	0.911	0.335	0.403	
Antenna(s)	RF Exposure Condition	Mode(s)	Power Mode(s)	Dist. (mm)	Test Position(s)	Channel	Freq. (MHz)	RB Allocation	RB Offset	Max Output Pwr (dBm)	Meas. (dBm)	1-g Meas. (W/kg)	1-g Scaled (W/kg)	10-g Meas. (W/kg)	10-g Scaled (W/kg)	Plot No.
ANT 4	Head	DFT-s-OFDM 11/2 BPSK	Mode A	0	Left Cheek	518598	2592.99	1	271	17.4	16.7	0.675	0.793	0.271	0.318	
ANT 4	Head	DFT-s-OFDM 11/2 BPSK	Mode A	0	Left Cheek	518598	2592.99	135	69	17.4	16.5	0.579	0.712	0.243	0.299	
ANT 4	Head	DFT-s-OFDM 11/2 BPSK	Mode A	0	Left Tilt	518598	2592.99	1	271	17.4	16.7	0.369	0.434	0.152	0.179	
ANT 4	Head	DFT-s-OFDM 11/2 BPSK	Mode A	0	Left Tilt	518598	2592.99	135	69	17.4	16.5	0.322	0.396	0.140	0.172	
ANT 4	Head	DFT-s-OFDM 11/2 BPSK	Mode A	0	Right Cheek	518598	2592.99	1	271	17.4	16.7	0.283	0.332	0.141	0.166	
ANT 4	Head	DFT-s-OFDM 11/2 BPSK	Mode A	0	Right Cheek	518598	2592.99	135	69	17.4	16.5	0.312	0.384	0.159	0.196	
ANT 4	Head	DFT-s-OFDM 11/2 BPSK	Mode A	0	Right Tilt	518598	2592.99	1	271	17.4	16.7	0.119	0.140	0.052	0.061	
ANT 4	Head	DFT-s-OFDM 11/2 BPSK	Mode A	0	Right Tilt	518598	2592.99	135	69	17.4	16.5	0.124	0.153	0.056	0.069	
ANT 4	Body & Hotspot	DFT-s-OFDM 11/2 BPSK	Mode B	5	Back	518598	2592.99	1	271	18.7	18.1	0.790	0.907	0.393	0.451	
ANT 4	Body & Hotspot	DFT-s-OFDM 11/2 BPSK	Mode B	5	Back	518598	2592.99	135	69	18.7	18.2	0.832	<b>0.934</b>	0.421	0.472	77
ANT 4	Body & Hotspot	DFT-s-OFDM 11/2 BPSK	Mode B	5	Front	518598	2592.99	1	271	18.7	18.1	0.318	0.365	0.147	0.169	
ANT 4	Body & Hotspot	DFT-s-OFDM 11/2 BPSK	Mode B	5	Front	518598	2592.99	135	69	18.7	18.2	0.391	0.439	0.181	0.203	
ANT 4	Hotspot	DFT-s-OFDM 11/2 BPSK	Mode B	5	Edge Top	518598	2592.99	1	271	18.7	18.1	0.157	0.180	0.066	0.076	
ANT 4	Hotspot	DFT-s-OFDM 11/2 BPSK	Mode B	5	Edge Top	518598	2592.99	135	69	18.7	18.2	0.134	0.150	0.057	0.064	
ANT 4	Hotspot	DFT-s-OFDM 11/2 BPSK	Mode B	5	Edge Right	518598	2592.99	1	271	18.7	18.1	0.555	0.637	0.244	0.280	
ANT 4	Hotspot	DFT-s-OFDM 11/2 BPSK	Mode B	5	Edge Right	518598	2592.99	135	69	18.7	18.2	0.590	0.662	0.268	0.301	

### 10.28. NR Band n41 PC2 (100MHz Bandwidth)

From May 2017 TCB Workshop, SAR tests were performed using Power Class 3. SAR tests for Power Class 2 is performed using the highest SAR test configuration from Power Class 3 for each 5G NR (FR1) TDD configuration and exposure condition combination. Manufacturer/OEM declares operating duty cycle to be 100% and 50% for 5G NR (FR1) TDD Power Class 3 and Power Class 2 respectively. These Duty cycles were used for all 5G NR (FR1) TDD Power Class 3 and Power Class 2 SAR evaluations.

Additional SAR testing for Power Class 2 is not required when:

- The reported SAR vs. output power can be linearly scaled with < 10% discrepancy between power classes and all reported SAR are < 1.4 W/kg

#### Reported SAR vs. Output Power linearly scaled

Antenna	RF Exposure Condition	Mode(s)	Power Mode(s)	FR1 n41 PC2			FR1 n41 PC3				Linearly scaled	Linearly scaled	Testing Required
				Duty Cycle (%)	Max Output Power	Frame Avg Pwr (mW)	Duty Cycle (%)	Max Output Power	Frame Avg Pwr (mW)	Reported SAR (W/kg)	PC2	PC2	PC2
ANT 1	Head	QPSK	Mode A	50.0%	27.4	274.8	100.0%	24.4	275.4	0.428	0.427	-0.2%	No
ANT 1	Body-w orn	QPSK	Mode B	50.0%	23.6	114.5	100.0%	20.6	114.8	0.653	0.651	-0.3%	No
ANT 1	Hotspot	QPSK	Mode B	50.0%	23.6	114.5	100.0%	20.6	114.8	0.880	0.878	-0.2%	No
Antenna	RF Exposure Condition	Mode(s)	Power Mode(s)	FR1 n41 PC2			FR1 n41 PC3				Linearly scaled	Linearly scaled	Testing Required
				Duty Cycle (%)	Max Output Power	Frame Avg Pwr (mW)	Duty Cycle (%)	Max Output Power	Frame Avg Pwr (mW)	Reported SAR (W/kg)	PC2	PC2	PC2
ANT 2	Head	QPSK	Mode A	50.0%	21.0	63.0	100.0%	18.0	63.1	0.814	0.812	-0.2%	No
ANT 2	Body-w orn	QPSK	Mode B	50.0%	21.7	74.0	100.0%	18.7	74.1	0.796	0.794	-0.3%	No
ANT 2	Hotspot	QPSK	Mode B	50.0%	21.7	74.0	100.0%	18.7	74.1	0.624	0.623	-0.2%	No
Antenna	RF Exposure Condition	Mode(s)	Power Mode(s)	FR1 n41 PC2			FR1 n41 PC3				Linearly scaled	Linearly scaled	Testing Required
				Duty Cycle (%)	Max Output Power	Frame Avg Pwr (mW)	Duty Cycle (%)	Max Output Power	Frame Avg Pwr (mW)	Reported SAR (W/kg)	PC2	PC2	PC2
ANT 3	Head	QPSK	Mode A	50.0%	24.9	154.5	100.0%	21.9	154.9	0.094	0.094	0.0%	No
ANT 3	Body-w orn	QPSK	Mode B	50.0%	23.1	102.1	100.0%	20.1	102.3	0.772	0.770	-0.3%	No
ANT 3	Hotspot	QPSK	Mode B	50.0%	23.1	102.1	100.0%	20.1	102.3	0.911	0.909	-0.2%	No
Antenna	RF Exposure Condition	Mode(s)	Power Mode(s)	FR1 n41 PC2			FR1 n41 PC3				Linearly scaled	Linearly scaled	Testing Required
				Duty Cycle (%)	Max Output Power	Frame Avg Pwr (mW)	Duty Cycle (%)	Max Output Power	Frame Avg Pwr (mW)	Reported SAR (W/kg)	PC2	PC2	PC2
ANT 4	Head	QPSK	Mode A	50.0%	20.4	54.8	100.0%	17.4	55.0	0.793	0.791	-0.3%	No
ANT 4	Body-w orn	QPSK	Mode B	50.0%	21.7	74.0	100.0%	18.7	74.1	0.934	0.932	-0.2%	No
ANT 4	Hotspot	QPSK	Mode B	50.0%	21.7	74.0	100.0%	18.7	74.1	0.662	0.660	-0.3%	No

#### Conclusion:

SAR test for Power Class 2 is not required because the PC3 reported SAR <1.4 W/kg and PC2 reported SAR vs. output power linearly scaled <10%.

### 10.29. NR Band n48 (100MHz Bandwidth)

Antenna(s)	RF Exposure Condition	Mode(s)	Power Mode(s)	Dist. (mm)	Test Position(s)	Channel	Freq. (MHz)	RB Allocation	RB Offset	Max Output Pwr (dBm)	Meas. (dBm)	1-g Meas. (W/kg)	1-g Scaled (W/kg)	10-g Meas. (W/kg)	10-g Scaled (W/kg)	Plot No.
ANT 7	Head	DFT-s-OFDM 11/2 BPSK	Mode A	0	Left Cheek	642890	3643.35	1	104	21.7	21.7	0.032	0.032	0.014	0.014	
ANT 7	Head	DFT-s-OFDM 11/2 BPSK	Mode A	0	Left Cheek	642890	3643.35	50	28	21.7	21.4	0.039	0.042	0.017	0.018	
ANT 7	Head	DFT-s-OFDM 11/2 BPSK	Mode A	0	Left Tilt	642890	3643.35	1	104	21.7	21.7	0.037	0.037	0.015	0.015	
ANT 7	Head	DFT-s-OFDM 11/2 BPSK	Mode A	0	Left Tilt	642890	3643.35	50	28	21.7	21.4	0.040	0.043	0.018	0.019	
ANT 7	Head	DFT-s-OFDM 11/2 BPSK	Mode A	0	Right Cheek	642890	3643.35	1	104	21.7	21.7	0.077	0.077	0.032	0.032	
ANT 7	Head	DFT-s-OFDM 11/2 BPSK	Mode A	0	Right Cheek	642890	3643.35	50	28	21.7	21.4	0.089	0.095	0.038	0.041	
ANT 7	Head	DFT-s-OFDM 11/2 BPSK	Mode A	0	Right Tilt	642890	3643.35	1	104	21.7	21.7	0.034	0.034	0.010	0.010	
ANT 7	Head	DFT-s-OFDM 11/2 BPSK	Mode A	0	Right Tilt	642890	3643.35	50	28	21.7	21.4	0.042	0.045	0.015	0.016	
ANT 7	Body & Hotspot	DFT-s-OFDM 11/2 BPSK	Mode B	5	Back	642890	3643.35	1	104	19.5	18.7	0.564	0.678	0.204	0.245	
ANT 7	Body & Hotspot	DFT-s-OFDM 11/2 BPSK	Mode B	5	Back	642890	3643.35	50	28	19.5	18.7	0.584	0.702	0.215	0.258	
ANT 7	Body & Hotspot	DFT-s-OFDM 11/2 BPSK	Mode B	5	Front	642890	3643.35	1	104	19.5	18.7	0.436	0.524	0.167	0.201	
ANT 7	Body & Hotspot	DFT-s-OFDM 11/2 BPSK	Mode B	5	Front	642890	3643.35	50	28	19.5	18.7	0.437	0.525	0.169	0.203	
ANT 7	Hotspot	DFT-s-OFDM 11/2 BPSK	Mode B	5	Edge Right	642890	3643.35	1	104	19.5	18.7	0.739	0.888	0.236	0.284	
ANT 7	Hotspot	DFT-s-OFDM 11/2 BPSK	Mode B	5	Edge Right	642890	3643.35	50	28	19.5	18.7	0.733	0.881	0.233	0.280	
ANT 7	Hotspot	DFT-s-OFDM 11/2 BPSK	Mode B	5	Edge Bottom	642890	3643.35	1	104	19.5	18.7	0.175	0.210	0.059	0.071	
ANT 7	Hotspot	DFT-s-OFDM 11/2 BPSK	Mode B	5	Edge Bottom	642890	3643.35	50	28	19.5	18.7	0.148	0.178	0.051	0.061	
ANT 8	Head	DFT-s-OFDM 11/2 BPSK	Mode A	0	Left Cheek	642890	3643.35	1	1	19.5	18.4	0.217	0.280	0.097	0.125	
ANT 8	Head	DFT-s-OFDM 11/2 BPSK	Mode A	0	Left Cheek	642890	3643.35	50	28	19.5	18.3	0.219	0.289	0.098	0.129	
ANT 8	Head	DFT-s-OFDM 11/2 BPSK	Mode A	0	Left Tilt	642890	3643.35	1	1	19.5	18.4	0.231	0.298	0.076	0.098	
ANT 8	Head	DFT-s-OFDM 11/2 BPSK	Mode A	0	Left Tilt	642890	3643.35	50	28	19.5	18.3	0.231	0.305	0.074	0.098	
ANT 8	Head	DFT-s-OFDM 11/2 BPSK	Mode A	0	Right Cheek	642890	3643.35	1	1	19.5	18.4	0.609	0.785	0.228	0.294	
ANT 8	Head	DFT-s-OFDM 11/2 BPSK	Mode A	0	Right Cheek	642890	3643.35	50	28	19.5	18.3	0.549	0.724	0.214	0.282	
ANT 8	Head	DFT-s-OFDM 11/2 BPSK	Mode A	0	Right Tilt	642890	3643.35	1	1	19.5	18.4	0.410	0.528	0.138	0.178	
ANT 8	Head	DFT-s-OFDM 11/2 BPSK	Mode A	0	Right Tilt	642890	3643.35	50	28	19.5	18.3	0.425	0.560	0.146	0.192	
ANT 8	Body & Hotspot	DFT-s-OFDM 11/2 BPSK	Mode B	5	Back	642890	3643.35	1	1	18.7	18.2	0.747	0.838	0.250	0.281	
ANT 8	Body & Hotspot	DFT-s-OFDM 11/2 BPSK	Mode B	5	Back	642890	3643.35	50	28	18.7	18.1	0.687	0.789	0.231	0.265	
ANT 8	Body & Hotspot	DFT-s-OFDM 11/2 BPSK	Mode B	5	Front	642890	3643.35	1	1	18.7	18.2	0.232	0.260	0.092	0.103	
ANT 8	Body & Hotspot	DFT-s-OFDM 11/2 BPSK	Mode B	5	Front	642890	3643.35	50	28	18.7	18.1	0.233	0.268	0.092	0.106	
ANT 8	Hotspot	DFT-s-OFDM 11/2 BPSK	Mode B	5	Edge Top	642890	3643.35	1	1	18.7	18.2	0.300	0.337	0.107	0.120	
ANT 8	Hotspot	DFT-s-OFDM 11/2 BPSK	Mode B	5	Edge Top	642890	3643.35	50	28	18.7	18.1	0.271	0.311	0.098	0.113	
ANT 8	Hotspot	DFT-s-OFDM 11/2 BPSK	Mode B	5	Edge Left	642890	3643.35	1	1	18.7	18.2	0.570	0.640	0.219	0.246	
ANT 8	Hotspot	DFT-s-OFDM 11/2 BPSK	Mode B	5	Edge Left	642890	3643.35	50	28	18.7	18.1	0.534	0.613	0.204	0.234	
ANT 9	Head	DFT-s-OFDM 11/2 BPSK	Mode A	0	Left Cheek	642890	3643.35	1	104	20.1	20.1	0.149	0.149	0.068	0.068	
ANT 9	Head	DFT-s-OFDM 11/2 BPSK	Mode A	0	Left Cheek	642890	3643.35	50	28	20.1	20.0	0.145	0.148	0.066	0.068	
ANT 9	Head	DFT-s-OFDM 11/2 BPSK	Mode A	0	Left Tilt	642890	3643.35	1	104	20.1	20.1	0.039	0.039	0.017	0.017	
ANT 9	Head	DFT-s-OFDM 11/2 BPSK	Mode A	0	Left Tilt	642890	3643.35	50	28	20.1	20.0	0.041	0.042	0.017	0.017	
ANT 9	Head	DFT-s-OFDM 11/2 BPSK	Mode A	0	Right Cheek	642890	3643.35	1	104	20.1	20.1	0.101	0.101	0.048	0.048	
ANT 9	Head	DFT-s-OFDM 11/2 BPSK	Mode A	0	Right Cheek	642890	3643.35	50	28	20.1	20.0	0.089	0.091	0.042	0.043	
ANT 9	Head	DFT-s-OFDM 11/2 BPSK	Mode A	0	Right Tilt	642890	3643.35	1	104	20.1	20.1	0.068	0.068	0.026	0.026	
ANT 9	Head	DFT-s-OFDM 11/2 BPSK	Mode A	0	Right Tilt	642890	3643.35	50	28	20.1	20.0	0.067	0.069	0.026	0.027	
ANT 9	Body & Hotspot	DFT-s-OFDM 11/2 BPSK	Mode B	5	Back	642890	3643.35	1	104	19.2	18.9	0.756	0.810	0.272	0.291	
ANT 9	Body & Hotspot	DFT-s-OFDM 11/2 BPSK	Mode B	5	Back	642890	3643.35	50	28	19.2	18.8	0.752	0.825	0.267	0.293	
ANT 9	Body & Hotspot	DFT-s-OFDM 11/2 BPSK	Mode B	5	Front	642890	3643.35	1	104	19.2	18.9	0.406	0.435	0.152	0.163	
ANT 9	Body & Hotspot	DFT-s-OFDM 11/2 BPSK	Mode B	5	Front	642890	3643.35	50	28	19.2	18.8	0.420	0.461	0.156	0.171	
ANT 9	Hotspot	DFT-s-OFDM 11/2 BPSK	Mode B	5	Edge Bottom	642890	3643.35	1	104	19.2	18.9	0.344	0.369	0.135	0.145	
ANT 9	Hotspot	DFT-s-OFDM 11/2 BPSK	Mode B	5	Edge Bottom	642890	3643.35	50	28	19.2	18.8	0.403	0.442	0.154	0.169	
ANT 9	Hotspot	DFT-s-OFDM 11/2 BPSK	Mode B	5	Edge Left	642890	3643.35	1	104	19.2	18.9	0.871	<b>0.933</b>	0.333	0.357	
ANT 9	Hotspot	DFT-s-OFDM 11/2 BPSK	Mode B	5	Edge Left	642890	3643.35	50	28	19.2	18.8	0.841	0.922	0.321	0.352	
ANT 4	Head	DFT-s-OFDM 11/2 BPSK	Mode A	0	Left Cheek	642890	3643.35	1	104	20.3	19.8	0.713	0.800	0.254	0.285	
ANT 4	Head	DFT-s-OFDM 11/2 BPSK	Mode A	0	Left Cheek	642890	3643.35	50	28	20.3	19.5	0.755	<b>0.908</b>	0.269	0.269	78
ANT 4	Head	DFT-s-OFDM 11/2 BPSK	Mode A	0	Left Tilt	642890	3643.35	1	104	20.3	19.8	0.510	0.572	0.187	0.210	
ANT 4	Head	DFT-s-OFDM 11/2 BPSK	Mode A	0	Left Tilt	642890	3643.35	50	28	20.3	19.5	0.476	0.572	0.175	0.210	
ANT 4	Head	DFT-s-OFDM 11/2 BPSK	Mode A	0	Right Cheek	642890	3643.35	1	104	20.3	19.8	0.179	0.201	0.078	0.088	
ANT 4	Head	DFT-s-OFDM 11/2 BPSK	Mode A	0	Right Cheek	642890	3643.35	50	28	20.3	19.5	0.233	0.280	0.097	0.117	
ANT 4	Head	DFT-s-OFDM 11/2 BPSK	Mode A	0	Right Tilt	642890	3643.35	1	104	20.3	19.8	0.321	0.360	0.105	0.118	
ANT 4	Head	DFT-s-OFDM 11/2 BPSK	Mode A	0	Right Tilt	642890	3643.35	50	28	20.3	19.5	0.273	0.328	0.091	0.109	
ANT 4	Body & Hotspot	DFT-s-OFDM 11/2 BPSK	Mode B	5	Back	642890	3643.35	1	104	21.1	20.9	0.885	<b>0.927</b>	0.323	0.338	79
ANT 4	Body & Hotspot	DFT-s-OFDM 11/2 BPSK	Mode B	5	Back	642890	3643.35	50	28	21.1	20.7	0.840	0.921	0.306	0.336	
ANT 4	Body & Hotspot	DFT-s-OFDM 11/2 BPSK	Mode B	5	Front	642890	3643.35	1	104	21.1	20.9	0.320	0.335	0.131	0.137	
ANT 4	Body & Hotspot	DFT-s-OFDM 11/2 BPSK	Mode B	5	Front	642890	3643.35	50	28	21.1	20.7	0.267	0.293	0.112	0.123	
ANT 4	Hotspot	DFT-s-OFDM 11/2 BPSK	Mode B	5	Edge Top	642890	3643.35	1	104	21.1	20.9	0.156	0.163	0.064	0.067	
ANT 4	Hotspot	DFT-s-OFDM 11/2 BPSK	Mode B	5	Edge Top	642890	3643.35	50	28	21.1	20.7	0.132	0.145	0.056	0.061	
ANT 4	Hotspot	DFT-s-OFDM 11/2 BPSK	Mode B	5	Edge Right	642890	3643.35	1	104	21.1	20.9	0.431	0.451	0.156	0.163	
ANT 4	Hotspot	DFT-s-OFDM 11/2 BPSK	Mode B	5	Edge Right	642890	3643.35	50	28	21.1	20.7	0.439	0.481	0.161	0.177	

### 10.30. NR Band n53 (10MHz Bandwidth)

Antenna(s)	RF Exposure Condition	Mode(s)	Power Mode(s)	Dist. (mm)	Test Position(s)	Channel	Freq. (MHz)	RB Allocation	RB Offset	Max Output Pwr (dBm)	Meas. (dBm)	1-g Meas. (W/kg)	1-g Scaled (W/kg)	10-g Meas. (W/kg)	10-g Scaled (W/kg)	Plot No.
ANT 1	Head	DFT-s-OFDM 11/2 BPSK	Mode A	0	Left Cheek	497860	2489.3	1	22	20.7	19.8	0.077	0.095	0.045	0.055	
ANT 1	Head	DFT-s-OFDM 11/2 BPSK	Mode A	0	Left Cheek	497860	2489.3	12	6	20.7	19.6	0.078	0.100	0.045	0.058	
ANT 1	Head	DFT-s-OFDM 11/2 BPSK	Mode A	0	Left Tilt	497860	2489.3	1	22	20.7	19.8	0.084	0.103	0.045	0.055	
ANT 1	Head	DFT-s-OFDM 11/2 BPSK	Mode A	0	Left Tilt	497860	2489.3	12	6	20.7	19.6	0.061	0.079	0.034	0.044	
ANT 1	Head	DFT-s-OFDM 11/2 BPSK	Mode A	0	Right Cheek	497860	2489.3	1	22	20.7	19.8	0.167	0.205	0.092	0.113	
ANT 1	Head	DFT-s-OFDM 11/2 BPSK	Mode A	0	Right Cheek	497860	2489.3	12	6	20.7	19.6	0.168	0.216	0.093	0.120	
ANT 1	Head	DFT-s-OFDM 11/2 BPSK	Mode A	0	Right Tilt	497860	2489.3	1	22	20.7	19.8	0.065	0.080	0.034	0.042	
ANT 1	Head	DFT-s-OFDM 11/2 BPSK	Mode A	0	Right Tilt	497860	2489.3	12	6	20.7	19.6	0.056	0.072	0.030	0.039	
ANT 1	Body & Hotspot	DFT-s-OFDM 11/2 BPSK	Mode B	5	Back	497860	2489.3	1	22	20.7	19.8	0.453	0.557	0.205	0.252	
ANT 1	Body & Hotspot	DFT-s-OFDM 11/2 BPSK	Mode B	5	Back	497860	2489.3	12	6	20.7	19.6	0.465	0.599	0.210	0.271	
ANT 1	Body & Hotspot	DFT-s-OFDM 11/2 BPSK	Mode B	5	Front	497860	2489.3	1	22	20.7	19.8	0.365	0.449	0.195	0.240	
ANT 1	Body & Hotspot	DFT-s-OFDM 11/2 BPSK	Mode B	5	Front	497860	2489.3	12	6	20.7	19.6	0.367	0.473	0.195	0.251	
ANT 1	Hotspot	DFT-s-OFDM 11/2 BPSK	Mode B	5	Edge Right	497860	2489.3	1	22	20.7	19.8	0.602	0.741	0.269	0.331	
ANT 1	Hotspot	DFT-s-OFDM 11/2 BPSK	Mode B	5	Edge Right	497860	2489.3	12	6	20.7	19.6	0.615	0.792	0.276	0.356	
ANT 1	Hotspot	DFT-s-OFDM 11/2 BPSK	Mode B	5	Edge Bottom	497860	2489.3	1	22	20.7	19.8	0.467	0.575	0.191	0.235	
ANT 1	Hotspot	DFT-s-OFDM 11/2 BPSK	Mode B	5	Edge Bottom	497860	2489.3	12	6	20.7	19.6	0.467	0.602	0.190	0.245	
ANT 1	Hotspot	DFT-s-OFDM 11/2 BPSK	Mode B	5	Edge Left	497860	2489.3	1	22	20.7	19.8	0.027	0.033	0.013	0.016	
ANT 1	Hotspot	DFT-s-OFDM 11/2 BPSK	Mode B	5	Edge Left	497860	2489.3	12	6	20.7	19.6	0.029	0.037	0.014	0.018	
Antenna(s)	RF Exposure Condition	Mode(s)	Power Mode(s)	Dist. (mm)	Test Position(s)	Channel	Freq. (MHz)	RB Allocation	RB Offset	Max Output Pwr (dBm)	Meas. (dBm)	1-g Meas. (W/kg)	1-g Scaled (W/kg)	10-g Meas. (W/kg)	10-g Scaled (W/kg)	Plot No.
ANT 2	Head	DFT-s-OFDM 11/2 BPSK	Mode A	0	Left Cheek	497860	2489.3	1	22	18.4	17.5	0.457	0.562	0.179	0.220	
ANT 2	Head	DFT-s-OFDM 11/2 BPSK	Mode A	0	Left Cheek	497860	2489.3	12	6	18.4	17.3	0.425	0.548	0.168	0.216	
ANT 2	Head	DFT-s-OFDM 11/2 BPSK	Mode A	0	Left Tilt	497860	2489.3	1	22	18.4	17.5	0.633	0.779	0.237	0.292	
ANT 2	Head	DFT-s-OFDM 11/2 BPSK	Mode A	0	Left Tilt	497860	2489.3	12	6	18.4	17.3	0.593	0.764	0.224	0.289	
ANT 2	Head	DFT-s-OFDM 11/2 BPSK	Mode A	0	Right Cheek	497860	2489.3	1	22	18.4	17.5	0.665	0.818	0.282	0.347	
ANT 2	Head	DFT-s-OFDM 11/2 BPSK	Mode A	0	Right Cheek	497860	2489.3	12	6	18.4	17.3	0.666	<b>0.858</b>	0.281	0.362	80
ANT 2	Head	DFT-s-OFDM 11/2 BPSK	Mode A	0	Right Tilt	497860	2489.3	1	22	18.4	17.5	0.599	0.737	0.230	0.283	
ANT 2	Head	DFT-s-OFDM 11/2 BPSK	Mode A	0	Right Tilt	497860	2489.3	12	6	18.4	17.3	0.633	0.815	0.244	0.314	
ANT 2	Body & Hotspot	DFT-s-OFDM 11/2 BPSK	Mode B	5	Back	497860	2489.3	1	22	19.4	18.5	0.738	0.908	0.315	0.388	
ANT 2	Body & Hotspot	DFT-s-OFDM 11/2 BPSK	Mode B	5	Back	497860	2489.3	12	6	19.4	18.5	0.767	<b>0.944</b>	0.326	0.401	81
ANT 2	Body & Hotspot	DFT-s-OFDM 11/2 BPSK	Mode B	5	Front	497860	2489.3	1	22	19.4	18.5	0.481	0.592	0.216	0.266	
ANT 2	Body & Hotspot	DFT-s-OFDM 11/2 BPSK	Mode B	5	Front	497860	2489.3	12	6	19.4	18.5	0.460	0.566	0.211	0.260	
ANT 2	Hotspot	DFT-s-OFDM 11/2 BPSK	Mode B	5	Edge Top	497860	2489.3	1	22	19.4	18.5	0.437	0.538	0.157	0.193	
ANT 2	Hotspot	DFT-s-OFDM 11/2 BPSK	Mode B	5	Edge Top	497860	2489.3	12	6	19.4	18.5	0.398	0.490	0.146	0.180	
ANT 2	Hotspot	DFT-s-OFDM 11/2 BPSK	Mode B	5	Edge Right	497860	2489.3	1	22	19.4	18.5	0.052	0.064	0.025	0.031	
ANT 2	Hotspot	DFT-s-OFDM 11/2 BPSK	Mode B	5	Edge Right	497860	2489.3	12	6	19.4	18.5	0.046	0.057	0.023	0.028	
ANT 2	Hotspot	DFT-s-OFDM 11/2 BPSK	Mode B	5	Edge Left	497860	2489.3	1	22	19.4	18.5	0.684	0.842	0.308	0.379	
ANT 2	Hotspot	DFT-s-OFDM 11/2 BPSK	Mode B	5	Edge Left	497860	2489.3	12	6	19.4	18.5	0.642	0.790	0.291	0.358	

### 10.31. NR Band n66 (40MHz Bandwidth)

Antenna(s)	RF Exposure Condition	Mode(s)	Power Mode(s)	Dist. (mm)	Test Position(s)	Channel	Freq. (MHz)	RB Allocation	RB Offset	Max Output Pwr (dBm)	Meas. (dBm)	1-g Meas. (W/kg)	1-g Scaled (W/kg)	10-g Meas. (W/kg)	10-g Scaled (W/kg)	Plot No.
ANT 1	Head	DFT-s-OFDM 11/2 BPSK	Mode A	0	Left Cheek	349000	1745	1	1	24.2	23.8	0.034	0.037	0.022	0.024	
ANT 1	Head	DFT-s-OFDM 11/2 BPSK	Mode A	0	Left Cheek	349000	1745	108	54	24.2	23.9	0.038	0.041	0.026	0.028	
ANT 1	Head	DFT-s-OFDM 11/2 BPSK	Mode A	0	Left Tilt	349000	1745	1	1	24.2	23.8	0.028	0.031	0.018	0.020	
ANT 1	Head	DFT-s-OFDM 11/2 BPSK	Mode A	0	Left Tilt	349000	1745	108	54	24.2	23.9	0.030	0.032	0.019	0.020	
ANT 1	Head	DFT-s-OFDM 11/2 BPSK	Mode A	0	Right Cheek	349000	1745	1	1	24.2	23.8	0.092	0.101	0.059	0.065	
ANT 1	Head	DFT-s-OFDM 11/2 BPSK	Mode A	0	Right Cheek	349000	1745	108	54	24.2	23.9	0.116	0.124	0.074	0.079	
ANT 1	Head	DFT-s-OFDM 11/2 BPSK	Mode A	0	Right Tilt	349000	1745	1	1	24.2	23.8	0.041	0.045	0.026	0.029	
ANT 1	Head	DFT-s-OFDM 11/2 BPSK	Mode A	0	Right Tilt	349000	1745	108	54	24.2	23.9	0.046	0.049	0.030	0.032	
ANT 1	Body & Hotspot	DFT-s-OFDM 11/2 BPSK	Mode B	5	Back	349000	1745	1	1	20.0	19.1	0.397	0.488	0.204	0.251	
ANT 1	Body & Hotspot	DFT-s-OFDM 11/2 BPSK	Mode B	5	Back	349000	1745	108	54	20.0	19.2	0.469	0.564	0.240	0.289	
ANT 1	Body & Hotspot	DFT-s-OFDM 11/2 BPSK	Mode B	5	Front	349000	1745	1	1	20.0	19.1	0.305	0.375	0.152	0.187	
ANT 1	Body & Hotspot	DFT-s-OFDM 11/2 BPSK	Mode B	5	Front	349000	1745	108	54	20.0	19.2	0.352	0.423	0.174	0.209	
ANT 1	Hotspot	DFT-s-OFDM 11/2 BPSK	Mode B	5	Edge Right	349000	1745	1	1	20.0	19.1	0.077	0.095	0.039	0.048	
ANT 1	Hotspot	DFT-s-OFDM 11/2 BPSK	Mode B	5	Edge Right	349000	1745	108	54	20.0	19.2	0.092	0.111	0.046	0.055	
ANT 1	Hotspot	DFT-s-OFDM 11/2 BPSK	Mode B	5	Edge Bottom	349000	1745	1	1	20.0	19.1	0.663	0.816	0.321	0.395	
ANT 1	Hotspot	DFT-s-OFDM 11/2 BPSK	Mode B	5	Edge Bottom	349000	1745	108	54	20.0	19.2	0.734	0.882	0.354	0.426	
ANT 1	Hotspot	DFT-s-OFDM 11/2 BPSK	Mode B	5	Edge Left	349000	1745	1	1	20.0	19.1	0.030	0.037	0.016	0.020	
ANT 1	Hotspot	DFT-s-OFDM 11/2 BPSK	Mode B	5	Edge Left	349000	1745	108	54	20.0	19.2	0.027	0.032	0.014	0.017	
ANT 2	Head	DFT-s-OFDM 11/2 BPSK	Mode A	0	Left Cheek	349000	1745	1	214	18.1	17.5	0.400	0.459	0.187	0.215	
ANT 2	Head	DFT-s-OFDM 11/2 BPSK	Mode A	0	Left Cheek	349000	1745	108	54	18.1	17.4	0.419	0.492	0.197	0.231	
ANT 2	Head	DFT-s-OFDM 11/2 BPSK	Mode A	0	Left Tilt	349000	1745	1	214	18.1	17.5	0.442	0.507	0.206	0.237	
ANT 2	Head	DFT-s-OFDM 11/2 BPSK	Mode A	0	Left Tilt	349000	1745	108	54	18.1	17.4	0.470	0.552	0.220	0.258	
ANT 2	Head	DFT-s-OFDM 11/2 BPSK	Mode A	0	Right Cheek	349000	1745	1	214	18.1	17.5	0.675	0.775	0.325	0.373	
ANT 2	Head	DFT-s-OFDM 11/2 BPSK	Mode A	0	Right Cheek	349000	1745	108	54	18.1	17.4	0.707	0.831	0.338	0.397	
ANT 2	Head	DFT-s-OFDM 11/2 BPSK	Mode A	0	Right Tilt	349000	1745	1	214	18.1	17.5	0.792	<b>0.909</b>	0.361	0.414	82
ANT 2	Head	DFT-s-OFDM 11/2 BPSK	Mode A	0	Right Tilt	349000	1745	108	54	18.1	17.4	0.743	0.873	0.343	0.403	
ANT 2	Body & Hotspot	DFT-s-OFDM 11/2 BPSK	Mode B	5	Back	349000	1745	1	214	18.3	17.8	0.625	0.701	0.303	0.340	
ANT 2	Body & Hotspot	DFT-s-OFDM 11/2 BPSK	Mode B	5	Back	349000	1745	108	54	18.3	17.6	0.537	0.631	0.259	0.304	
ANT 2	Body & Hotspot	DFT-s-OFDM 11/2 BPSK	Mode B	5	Front	349000	1745	1	214	18.3	17.8	0.529	0.594	0.251	0.282	
ANT 2	Body & Hotspot	DFT-s-OFDM 11/2 BPSK	Mode B	5	Front	349000	1745	108	54	18.3	17.6	0.499	0.586	0.236	0.277	
ANT 2	Hotspot	DFT-s-OFDM 11/2 BPSK	Mode B	5	Edge Top	349000	1745	1	214	18.3	17.8	0.760	0.853	0.343	0.385	
ANT 2	Hotspot	DFT-s-OFDM 11/2 BPSK	Mode B	5	Edge Top	349000	1745	108	54	18.3	17.6	0.783	<b>0.920</b>	0.356	0.418	83
ANT 2	Hotspot	DFT-s-OFDM 11/2 BPSK	Mode B	5	Edge Right	349000	1745	1	214	18.3	17.8	0.005	0.006	0.003	0.003	
ANT 2	Hotspot	DFT-s-OFDM 11/2 BPSK	Mode B	5	Edge Right	349000	1745	108	54	18.3	17.6	0.006	0.007	0.004	0.005	
ANT 2	Hotspot	DFT-s-OFDM 11/2 BPSK	Mode B	5	Edge Left	349000	1745	1	214	18.3	17.8	0.118	0.132	0.061	0.068	
ANT 2	Hotspot	DFT-s-OFDM 11/2 BPSK	Mode B	5	Edge Left	349000	1745	108	54	18.3	17.6	0.096	0.113	0.049	0.058	
ANT 3	Head	DFT-s-OFDM 11/2 BPSK	Mode A	0	Left Cheek	349000	1745	1	1	21.6	21.1	0.176	0.197	0.114	0.128	
ANT 3	Head	DFT-s-OFDM 11/2 BPSK	Mode A	0	Left Cheek	349000	1745	108	54	21.6	21.0	0.185	0.212	0.120	0.138	
ANT 3	Head	DFT-s-OFDM 11/2 BPSK	Mode A	0	Left Tilt	349000	1745	1	1	21.6	21.1	0.116	0.130	0.074	0.083	
ANT 3	Head	DFT-s-OFDM 11/2 BPSK	Mode A	0	Left Tilt	349000	1745	108	54	21.6	21.0	0.149	0.171	0.092	0.106	
ANT 3	Head	DFT-s-OFDM 11/2 BPSK	Mode A	0	Right Cheek	349000	1745	1	1	21.6	21.1	0.086	0.096	0.059	0.066	
ANT 3	Head	DFT-s-OFDM 11/2 BPSK	Mode A	0	Right Cheek	349000	1745	108	54	21.6	21.0	0.088	0.101	0.061	0.070	
ANT 3	Head	DFT-s-OFDM 11/2 BPSK	Mode A	0	Right Tilt	349000	1745	1	1	21.6	21.1	0.075	0.084	0.049	0.055	
ANT 3	Head	DFT-s-OFDM 11/2 BPSK	Mode A	0	Right Tilt	349000	1745	108	54	21.6	21.0	0.083	0.095	0.053	0.061	
ANT 3	Body & Hotspot	DFT-s-OFDM 11/2 BPSK	Mode B	5	Back	349000	1745	1	1	22.1	21.5	0.580	0.666	0.321	0.369	
ANT 3	Body & Hotspot	DFT-s-OFDM 11/2 BPSK	Mode B	5	Back	349000	1745	108	54	22.1	21.4	0.607	0.713	0.331	0.389	
ANT 3	Body & Hotspot	DFT-s-OFDM 11/2 BPSK	Mode B	5	Front	349000	1745	1	1	22.1	21.5	0.486	0.558	0.271	0.311	
ANT 3	Body & Hotspot	DFT-s-OFDM 11/2 BPSK	Mode B	5	Front	349000	1745	108	54	22.1	21.4	0.527	0.619	0.289	0.340	
ANT 3	Hotspot	DFT-s-OFDM 11/2 BPSK	Mode B	5	Edge Bottom	349000	1745	1	1	22.1	21.5	0.144	0.165	0.076	0.087	
ANT 3	Hotspot	DFT-s-OFDM 11/2 BPSK	Mode B	5	Edge Bottom	349000	1745	108	54	22.1	21.4	0.151	0.177	0.078	0.092	
ANT 3	Hotspot	DFT-s-OFDM 11/2 BPSK	Mode B	5	Edge Left	349000	1745	1	1	22.1	21.5	0.660	0.758	0.353	0.405	
ANT 3	Hotspot	DFT-s-OFDM 11/2 BPSK	Mode B	5	Edge Left	349000	1745	108	54	22.1	21.4	0.669	0.786	0.354	0.416	
ANT 4	Head	DFT-s-OFDM 11/2 BPSK	Mode A	0	Left Cheek	349000	1745	1	1	18.2	17.3	0.664	0.817	0.317	0.390	
ANT 4	Head	DFT-s-OFDM 11/2 BPSK	Mode A	0	Left Cheek	349000	1745	108	54	18.2	17.3	0.714	0.878	0.328	0.404	
ANT 4	Head	DFT-s-OFDM 11/2 BPSK	Mode A	0	Left Tilt	349000	1745	1	1	18.2	17.3	0.289	0.356	0.150	0.185	
ANT 4	Head	DFT-s-OFDM 11/2 BPSK	Mode A	0	Left Tilt	349000	1745	108	54	18.2	17.3	0.291	0.358	0.151	0.186	
ANT 4	Head	DFT-s-OFDM 11/2 BPSK	Mode A	0	Right Cheek	349000	1745	1	1	18.2	17.3	0.260	0.320	0.147	0.181	
ANT 4	Head	DFT-s-OFDM 11/2 BPSK	Mode A	0	Right Cheek	349000	1745	108	54	18.2	17.3	0.265	0.326	0.149	0.183	
ANT 4	Head	DFT-s-OFDM 11/2 BPSK	Mode A	0	Right Tilt	349000	1745	1	1	18.2	17.3	0.128	0.157	0.073	0.090	
ANT 4	Head	DFT-s-OFDM 11/2 BPSK	Mode A	0	Right Tilt	349000	1745	108	54	18.2	17.3	0.129	0.159	0.075	0.092	
ANT 4	Body & Hotspot	DFT-s-OFDM 11/2 BPSK	Mode B	5	Back	349000	1745	1	1	20.0	19.2	0.635	0.763	0.318	0.382	
ANT 4	Body & Hotspot	DFT-s-OFDM 11/2 BPSK	Mode B	5	Back	349000	1745	108	54	20.0	19.1	0.723	<b>0.889</b>	0.350	0.431	84
ANT 4	Body & Hotspot	DFT-s-OFDM 11/2 BPSK	Mode B	5	Front	349000	1745	1	1	20.0	19.2	0.439	0.528	0.222	0.267	
ANT 4	Body & Hotspot	DFT-s-OFDM 11/2 BPSK	Mode B	5	Front	349000	1745	108	54	20.0	19.1	0.528	0.650	0.257	0.316	
ANT 4	Hotspot	DFT-s-OFDM 11/2 BPSK	Mode B	5	Edge Top	349000	1745	1	1	20.0	19.2	0.192	0.231	0.088	0.106	
ANT 4	Hotspot	DFT-s-OFDM 11/2 BPSK	Mode B	5	Edge Top	349000	1745	108	54	20.0	19.1	0.157	0.193	0.077	0.095	
ANT 4	Hotspot	DFT-s-OFDM 11/2 BPSK	Mode B	5	Edge Right	349000	1745	1	1	20.0	19.2	0.691	0.831	0.333	0.400	
ANT 4	Hotspot	DFT-s-OFDM 11/2 BPSK	Mode B	5	Edge Right	349000	1745	108	54	20.0	19.1	0.715	0.880	0.342	0.421	

### 10.32. NR Band n70 (15MHz Bandwidth)

Antenna(s)	RF Exposure Condition	Mode(s)	Power Mode(s)	Dist. (mm)	Test Position(s)	Channel	Freq. (MHz)	RB Allocation	RB Offset	Max Output Pwr (dBm)	Meas. (dBm)	1-g Meas. (W/kg)	1-g Scaled (W/kg)	10-g Meas. (W/kg)	10-g Scaled (W/kg)	Plot No.
ANT 1	Head	DFT-s-OFDM 11/2 BPSK	Mode A	0	Left Cheek	340500	1702.5	1	1	24.2	23.9	0.030	0.032	0.021	0.023	
ANT 1	Head	DFT-s-OFDM 11/2 BPSK	Mode A	0	Left Cheek	340500	1702.5	36	22	24.2	23.9	0.029	0.031	0.021	0.023	
ANT 1	Head	DFT-s-OFDM 11/2 BPSK	Mode A	0	Left Tilt	340500	1702.5	1	1	24.2	23.9	0.025	0.027	0.017	0.018	
ANT 1	Head	DFT-s-OFDM 11/2 BPSK	Mode A	0	Left Tilt	340500	1702.5	36	22	24.2	23.9	0.024	0.026	0.016	0.017	
ANT 1	Head	DFT-s-OFDM 11/2 BPSK	Mode A	0	Right Cheek	340500	1702.5	1	1	24.2	23.9	0.059	0.063	0.039	0.042	
ANT 1	Head	DFT-s-OFDM 11/2 BPSK	Mode A	0	Right Cheek	340500	1702.5	36	22	24.2	23.9	0.056	0.060	0.036	0.039	
ANT 1	Head	DFT-s-OFDM 11/2 BPSK	Mode A	0	Right Tilt	340500	1702.5	1	1	24.2	23.9	0.032	0.034	0.021	0.023	
ANT 1	Head	DFT-s-OFDM 11/2 BPSK	Mode A	0	Right Tilt	340500	1702.5	36	22	24.2	23.9	0.034	0.036	0.022	0.024	
ANT 1	Body & Hotspot	DFT-s-OFDM 11/2 BPSK	Mode B	5	Back	340500	1702.5	1	1	20.0	19.1	0.425	0.523	0.218	0.268	
ANT 1	Body & Hotspot	DFT-s-OFDM 11/2 BPSK	Mode B	5	Back	340500	1702.5	36	22	20.0	19.1	0.420	0.517	0.215	0.265	
ANT 1	Body & Hotspot	DFT-s-OFDM 11/2 BPSK	Mode B	5	Front	340500	1702.5	1	1	20.0	19.1	0.304	0.374	0.153	0.188	
ANT 1	Body & Hotspot	DFT-s-OFDM 11/2 BPSK	Mode B	5	Front	340500	1702.5	36	22	20.0	19.1	0.308	0.379	0.155	0.191	
ANT 1	Hotspot	DFT-s-OFDM 11/2 BPSK	Mode B	5	Edge Right	340500	1702.5	1	1	20.0	19.1	0.078	0.096	0.039	0.048	
ANT 1	Hotspot	DFT-s-OFDM 11/2 BPSK	Mode B	5	Edge Right	340500	1702.5	36	22	20.0	19.1	0.067	0.082	0.034	0.042	
ANT 1	Hotspot	DFT-s-OFDM 11/2 BPSK	Mode B	5	Edge Bottom	340500	1702.5	1	1	20.0	19.1	0.656	0.807	0.322	0.396	
ANT 1	Hotspot	DFT-s-OFDM 11/2 BPSK	Mode B	5	Edge Bottom	340500	1702.5	36	22	20.0	19.1	0.696	0.856	0.339	0.417	
ANT 1	Hotspot	DFT-s-OFDM 11/2 BPSK	Mode B	5	Edge Left	340500	1702.5	1	1	20.0	19.1	0.015	0.018	0.008	0.010	
ANT 1	Hotspot	DFT-s-OFDM 11/2 BPSK	Mode B	5	Edge Left	340500	1702.5	36	22	20.0	19.1	0.017	0.021	0.009	0.011	
ANT 2	Head	DFT-s-OFDM 11/2 BPSK	Mode A	0	Left Cheek	340500	1702.5	1	77	18.1	17.5	0.437	0.502	0.206	0.237	
ANT 2	Head	DFT-s-OFDM 11/2 BPSK	Mode A	0	Left Cheek	340500	1702.5	36	22	18.1	17.4	0.412	0.484	0.195	0.229	
ANT 2	Head	DFT-s-OFDM 11/2 BPSK	Mode A	0	Left Tilt	340500	1702.5	1	77	18.1	17.5	0.499	0.573	0.235	0.270	
ANT 2	Head	DFT-s-OFDM 11/2 BPSK	Mode A	0	Left Tilt	340500	1702.5	36	22	18.1	17.4	0.509	0.598	0.238	0.280	
ANT 2	Head	DFT-s-OFDM 11/2 BPSK	Mode A	0	Right Cheek	340500	1702.5	1	77	18.1	17.5	0.604	0.693	0.288	0.331	
ANT 2	Head	DFT-s-OFDM 11/2 BPSK	Mode A	0	Right Cheek	340500	1702.5	36	22	18.1	17.4	0.516	0.606	0.246	0.289	
ANT 2	Head	DFT-s-OFDM 11/2 BPSK	Mode A	0	Right Tilt	340500	1702.5	1	77	18.1	17.5	0.715	0.821	0.329	0.378	
ANT 2	Head	DFT-s-OFDM 11/2 BPSK	Mode A	0	Right Tilt	340500	1702.5	36	22	18.1	17.4	0.796	<b>0.935</b>	0.367	0.431	85
ANT 2	Body & Hotspot	DFT-s-OFDM 11/2 BPSK	Mode B	5	Back	340500	1702.5	1	77	18.3	17.6	0.505	0.593	0.245	0.288	
ANT 2	Body & Hotspot	DFT-s-OFDM 11/2 BPSK	Mode B	5	Back	340500	1702.5	36	22	18.3	17.6	0.514	0.604	0.248	0.291	
ANT 2	Body & Hotspot	DFT-s-OFDM 11/2 BPSK	Mode B	5	Front	340500	1702.5	1	77	18.3	17.6	0.462	0.543	0.218	0.256	
ANT 2	Body & Hotspot	DFT-s-OFDM 11/2 BPSK	Mode B	5	Front	340500	1702.5	36	22	18.3	17.6	0.453	0.532	0.215	0.253	
ANT 2	Hotspot	DFT-s-OFDM 11/2 BPSK	Mode B	5	Edge Top	340500	1702.5	1	77	18.3	17.6	0.753	0.885	0.342	0.402	
ANT 2	Hotspot	DFT-s-OFDM 11/2 BPSK	Mode B	5	Edge Top	340500	1702.5	36	22	18.3	17.6	0.768	<b>0.902</b>	0.348	0.409	86
ANT 2	Hotspot	DFT-s-OFDM 11/2 BPSK	Mode B	5	Edge Right	340500	1702.5	1	77	18.3	17.6	0.014	0.016	0.008	0.009	
ANT 2	Hotspot	DFT-s-OFDM 11/2 BPSK	Mode B	5	Edge Right	340500	1702.5	36	22	18.3	17.6	0.016	0.019	0.009	0.011	
ANT 2	Hotspot	DFT-s-OFDM 11/2 BPSK	Mode B	5	Edge Left	340500	1702.5	1	77	18.3	17.6	0.060	0.070	0.029	0.034	
ANT 2	Hotspot	DFT-s-OFDM 11/2 BPSK	Mode B	5	Edge Left	340500	1702.5	36	22	18.3	17.6	0.046	0.054	0.022	0.026	
ANT 3	Head	DFT-s-OFDM 11/2 BPSK	Mode A	0	Left Cheek	340500	1702.5	1	1	21.6	21.1	0.157	0.176	0.102	0.114	
ANT 3	Head	DFT-s-OFDM 11/2 BPSK	Mode A	0	Left Cheek	340500	1702.5	36	22	21.6	20.8	0.150	0.180	0.098	0.118	
ANT 3	Head	DFT-s-OFDM 11/2 BPSK	Mode A	0	Left Tilt	340500	1702.5	1	1	21.6	21.1	0.101	0.113	0.063	0.071	
ANT 3	Head	DFT-s-OFDM 11/2 BPSK	Mode A	0	Left Tilt	340500	1702.5	36	22	21.6	20.8	0.103	0.124	0.064	0.077	
ANT 3	Head	DFT-s-OFDM 11/2 BPSK	Mode A	0	Right Cheek	340500	1702.5	1	1	21.6	21.1	0.076	0.085	0.053	0.059	
ANT 3	Head	DFT-s-OFDM 11/2 BPSK	Mode A	0	Right Cheek	340500	1702.5	36	22	21.6	20.8	0.065	0.078	0.045	0.054	
ANT 3	Head	DFT-s-OFDM 11/2 BPSK	Mode A	0	Right Tilt	340500	1702.5	1	1	21.6	21.1	0.070	0.079	0.046	0.052	
ANT 3	Head	DFT-s-OFDM 11/2 BPSK	Mode A	0	Right Tilt	340500	1702.5	36	22	21.6	20.8	0.069	0.083	0.045	0.054	
ANT 3	Body & Hotspot	DFT-s-OFDM 11/2 BPSK	Mode B	5	Back	340500	1702.5	1	1	22.1	21.3	0.434	0.522	0.247	0.297	
ANT 3	Body & Hotspot	DFT-s-OFDM 11/2 BPSK	Mode B	5	Back	340500	1702.5	36	22	22.1	21.2	0.482	0.593	0.270	0.332	
ANT 3	Body & Hotspot	DFT-s-OFDM 11/2 BPSK	Mode B	5	Front	340500	1702.5	1	1	22.1	21.3	0.402	0.483	0.227	0.273	
ANT 3	Body & Hotspot	DFT-s-OFDM 11/2 BPSK	Mode B	5	Front	340500	1702.5	36	22	22.1	21.2	0.422	0.519	0.237	0.292	
ANT 3	Hotspot	DFT-s-OFDM 11/2 BPSK	Mode B	5	Edge Bottom	340500	1702.5	1	1	22.1	21.3	0.088	0.106	0.049	0.059	
ANT 3	Hotspot	DFT-s-OFDM 11/2 BPSK	Mode B	5	Edge Bottom	340500	1702.5	36	22	22.1	21.2	0.081	0.100	0.046	0.057	
ANT 3	Hotspot	DFT-s-OFDM 11/2 BPSK	Mode B	5	Edge Left	340500	1702.5	1	1	22.1	21.3	0.577	0.694	0.305	0.367	
ANT 3	Hotspot	DFT-s-OFDM 11/2 BPSK	Mode B	5	Edge Left	340500	1702.5	36	22	22.1	21.2	0.612	0.753	0.325	0.400	
ANT 4	Head	DFT-s-OFDM 11/2 BPSK	Mode A	0	Left Cheek	340500	1702.5	1	77	18.2	17.3	0.676	0.832	0.313	0.385	
ANT 4	Head	DFT-s-OFDM 11/2 BPSK	Mode A	0	Left Cheek	340500	1702.5	36	22	18.2	17.2	0.613	0.772	0.283	0.356	
ANT 4	Head	DFT-s-OFDM 11/2 BPSK	Mode A	0	Left Tilt	340500	1702.5	1	77	18.2	17.3	0.263	0.324	0.135	0.166	
ANT 4	Head	DFT-s-OFDM 11/2 BPSK	Mode A	0	Left Tilt	340500	1702.5	36	22	18.2	17.2	0.266	0.335	0.137	0.172	
ANT 4	Head	DFT-s-OFDM 11/2 BPSK	Mode A	0	Right Cheek	340500	1702.5	1	77	18.2	17.3	0.199	0.245	0.113	0.139	
ANT 4	Head	DFT-s-OFDM 11/2 BPSK	Mode A	0	Right Cheek	340500	1702.5	36	22	18.2	17.2	0.166	0.209	0.094	0.118	
ANT 4	Head	DFT-s-OFDM 11/2 BPSK	Mode A	0	Right Tilt	340500	1702.5	1	77	18.2	17.3	0.109	0.134	0.059	0.073	
ANT 4	Head	DFT-s-OFDM 11/2 BPSK	Mode A	0	Right Tilt	340500	1702.5	36	22	18.2	17.2	0.110	0.138	0.060	0.076	
ANT 4	Body & Hotspot	DFT-s-OFDM 11/2 BPSK	Mode B	5	Back	340500	1702.5	1	77	20.0	19.1	0.611	<b>0.752</b>	0.298	0.367	87
ANT 4	Body & Hotspot	DFT-s-OFDM 11/2 BPSK	Mode B	5	Back	340500	1702.5	36	22	20.0	19.1	0.513	0.631	0.251	0.309	
ANT 4	Body & Hotspot	DFT-s-OFDM 11/2 BPSK	Mode B	5	Front	340500	1702.5	1	77	20.0	19.1	0.427	0.525	0.214	0.263	
ANT 4	Body & Hotspot	DFT-s-OFDM 11/2 BPSK	Mode B	5	Front	340500	1702.5	36	22	20.0	19.1	0.347	0.427	0.175	0.215	
ANT 4	Hotspot	DFT-s-OFDM 11/2 BPSK	Mode B	5	Edge Top	340500	1702.5	1	77	20.0	19.1	0.199	0.245	0.093	0.114	
ANT 4	Hotspot	DFT-s-OFDM 11/2 BPSK	Mode B	5	Edge Top	340500	1702.5	36	22	20.0	19.1	0.164	0.202	0.080	0.098	
ANT 4	Hotspot	DFT-s-OFDM 11/2 BPSK	Mode B	5	Edge Right	340500	1702.5	1	77	20.0	19.1	0.590	0.726	0.279	0.343	
ANT 4	Hotspot	DFT-s-OFDM 11/2 BPSK	Mode B	5	Edge Right	340500	1702.5	36	22	20.0	19.1	0.609	0.749	0.288	0.354	

### 10.33. NR Band n71 (20MHz Bandwidth)

Antenna(s)	RF Exposure Condition	Mode(s)	Power Mode(s)	Dist. (mm)	Test Position(s)	Channel	Freq. (MHz)	RB Allocation	RB Offset	Max Output Pwr (dBm)	Meas. (dBm)	1-g Meas. (W/kg)	1-g Scaled (W/kg)	10-g Meas. (W/kg)	10-g Scaled (W/kg)	Plot No.
ANT 1	Head	DFT-s-OFDM $\pi/2$ BPSK	Mode A	0	Left Cheek	136100	680.5	1	1	25.7	24.7	0.131	0.165	0.102	0.128	
ANT 1	Head	DFT-s-OFDM $\pi/2$ BPSK	Mode A	0	Left Cheek	136100	680.5	50	28	25.7	24.9	0.160	0.192	0.122	0.147	
ANT 1	Head	DFT-s-OFDM $\pi/2$ BPSK	Mode A	0	Left Tilt	136100	680.5	1	1	25.7	24.7	0.129	0.162	0.102	0.128	
ANT 1	Head	DFT-s-OFDM $\pi/2$ BPSK	Mode A	0	Left Tilt	136100	680.5	50	28	25.7	24.9	0.152	0.183	0.120	0.144	
ANT 1	Head	DFT-s-OFDM $\pi/2$ BPSK	Mode A	0	Right Cheek	136100	680.5	1	1	25.7	24.7	0.153	0.193	0.119	0.150	
ANT 1	Head	DFT-s-OFDM $\pi/2$ BPSK	Mode A	0	Right Cheek	136100	680.5	50	28	25.7	24.9	0.190	0.228	0.147	0.177	
ANT 1	Head	DFT-s-OFDM $\pi/2$ BPSK	Mode A	0	Right Tilt	136100	680.5	1	1	25.7	24.7	0.123	0.155	0.099	0.125	
ANT 1	Head	DFT-s-OFDM $\pi/2$ BPSK	Mode A	0	Right Tilt	136100	680.5	50	28	25.7	24.9	0.160	0.192	0.128	0.154	
ANT 1	Body & Hotspot	DFT-s-OFDM $\pi/2$ BPSK	Mode B	5	Back	136100	680.5	1	1	25.7	24.7	0.441	0.555	0.264	0.332	
ANT 1	Body & Hotspot	DFT-s-OFDM $\pi/2$ BPSK	Mode B	5	Back	136100	680.5	50	28	25.7	24.9	0.471	<b>0.566</b>	0.280	0.337	88
ANT 1	Body & Hotspot	DFT-s-OFDM $\pi/2$ BPSK	Mode B	5	Front	136100	680.5	1	1	25.7	24.7	0.262	0.330	0.163	0.205	
ANT 1	Body & Hotspot	DFT-s-OFDM $\pi/2$ BPSK	Mode B	5	Front	136100	680.5	50	28	25.7	24.9	0.291	0.350	0.186	0.224	
ANT 1	Hotspot	DFT-s-OFDM $\pi/2$ BPSK	Mode B	5	Edge Right	136100	680.5	1	1	25.7	24.7	0.528	0.665	0.274	0.345	
ANT 1	Hotspot	DFT-s-OFDM $\pi/2$ BPSK	Mode B	5	Edge Right	136100	680.5	50	28	25.7	24.9	0.596	<b>0.717</b>	0.396	0.476	89
ANT 1	Hotspot	DFT-s-OFDM $\pi/2$ BPSK	Mode B	5	Edge Bottom	136100	680.5	1	1	25.7	24.7	0.254	0.320	0.112	0.141	
ANT 1	Hotspot	DFT-s-OFDM $\pi/2$ BPSK	Mode B	5	Edge Bottom	136100	680.5	50	28	25.7	24.9	0.248	0.298	0.109	0.131	
ANT 1	Hotspot	DFT-s-OFDM $\pi/2$ BPSK	Mode B	5	Edge Left	136100	680.5	1	1	25.7	24.7	0.189	0.238	0.126	0.159	
ANT 1	Hotspot	DFT-s-OFDM $\pi/2$ BPSK	Mode B	5	Edge Left	136100	680.5	50	28	25.7	24.9	0.251	0.302	0.166	0.200	
Antenna(s)	RF Exposure Condition	Mode(s)	Power Mode(s)	Dist. (mm)	Test Position(s)	Channel	Freq. (MHz)	RB Allocation	RB Offset	Max Output Pwr (dBm)	Meas. (dBm)	1-g Meas. (W/kg)	1-g Scaled (W/kg)	10-g Meas. (W/kg)	10-g Scaled (W/kg)	Plot No.
ANT 2	Head	DFT-s-OFDM $\pi/2$ BPSK	Mode A	0	Left Cheek	136100	680.5	1	104	25.2	24.3	0.505	0.621	0.314	0.386	
ANT 2	Head	DFT-s-OFDM $\pi/2$ BPSK	Mode A	0	Left Cheek	136100	680.5	50	28	25.2	24.3	0.435	0.535	0.281	0.346	
ANT 2	Head	DFT-s-OFDM $\pi/2$ BPSK	Mode A	0	Left Tilt	136100	680.5	1	104	25.2	24.3	0.348	0.428	0.190	0.234	
ANT 2	Head	DFT-s-OFDM $\pi/2$ BPSK	Mode A	0	Left Tilt	136100	680.5	50	28	25.2	24.3	0.384	0.472	0.204	0.251	
ANT 2	Head	DFT-s-OFDM $\pi/2$ BPSK	Mode A	0	Right Cheek	136100	680.5	1	104	25.2	24.3	0.509	0.626	0.323	0.397	
ANT 2	Head	DFT-s-OFDM $\pi/2$ BPSK	Mode A	0	Right Cheek	136100	680.5	50	28	25.2	24.3	0.535	<b>0.658</b>	0.338	0.416	90
ANT 2	Head	DFT-s-OFDM $\pi/2$ BPSK	Mode A	0	Right Tilt	136100	680.5	1	104	25.2	24.3	0.397	0.488	0.228	0.281	
ANT 2	Head	DFT-s-OFDM $\pi/2$ BPSK	Mode A	0	Right Tilt	136100	680.5	50	28	25.2	24.3	0.446	0.549	0.233	0.287	
ANT 2	Body & Hotspot	DFT-s-OFDM $\pi/2$ BPSK	Mode B	5	Back	136100	680.5	1	104	25.2	24.3	0.349	0.429	0.226	0.278	
ANT 2	Body & Hotspot	DFT-s-OFDM $\pi/2$ BPSK	Mode B	5	Back	136100	680.5	50	28	25.2	24.3	0.338	0.416	0.219	0.269	
ANT 2	Body & Hotspot	DFT-s-OFDM $\pi/2$ BPSK	Mode B	5	Front	136100	680.5	1	104	25.2	24.3	0.246	0.303	0.163	0.201	
ANT 2	Body & Hotspot	DFT-s-OFDM $\pi/2$ BPSK	Mode B	5	Front	136100	680.5	50	28	25.2	24.3	0.244	0.300	0.160	0.197	
ANT 2	Hotspot	DFT-s-OFDM $\pi/2$ BPSK	Mode B	5	Edge Top	136100	680.5	1	104	25.2	24.3	0.132	0.162	0.066	0.081	
ANT 2	Hotspot	DFT-s-OFDM $\pi/2$ BPSK	Mode B	5	Edge Top	136100	680.5	50	28	25.2	24.3	0.130	0.160	0.066	0.081	
ANT 2	Hotspot	DFT-s-OFDM $\pi/2$ BPSK	Mode B	5	Edge Right	136100	680.5	1	104	25.2	24.3	0.127	0.156	0.085	0.105	
ANT 2	Hotspot	DFT-s-OFDM $\pi/2$ BPSK	Mode B	5	Edge Right	136100	680.5	50	28	25.2	24.3	0.114	0.140	0.076	0.094	
ANT 2	Hotspot	DFT-s-OFDM $\pi/2$ BPSK	Mode B	5	Edge Left	136100	680.5	1	104	25.2	24.3	0.328	0.404	0.176	0.217	
ANT 2	Hotspot	DFT-s-OFDM $\pi/2$ BPSK	Mode B	5	Edge Left	136100	680.5	50	28	25.2	24.3	0.271	0.333	0.151	0.186	



### 10.34. NR Band n77 (Block A) PC3 (100MHz Bandwidth)

Antenna(s)	RF Exposure Condition	Mode(s)	Power Mode(s)	Dist. (mm)	Test Position(s)	Channel	Freq. (MHz)	RB Allocation	RB Offset	Max Output Pwr (dBm)	Meas. (dBm)	1-g Meas. (W/kg)	1-g Scaled (W/kg)	10-g Meas. (W/kg)	10-g Scaled (W/kg)	Plot No.
ANT 7	Head	DFT-s-OFDM 11/2 BPSK	Mode A	0	Left Cheek	633334	3500.01	1	1	21.7	20.9	0.057	0.069	0.028	0.034	
ANT 7	Head	DFT-s-OFDM 11/2 BPSK	Mode A	0	Left Cheek	633334	3500.01	135	69	21.7	20.8	0.031	0.038	0.014	0.017	
ANT 7	Head	DFT-s-OFDM 11/2 BPSK	Mode A	0	Left Tilt	633334	3500.01	1	1	21.7	20.9	0.089	0.107	0.038	0.046	
ANT 7	Head	DFT-s-OFDM 11/2 BPSK	Mode A	0	Left Tilt	633334	3500.01	135	69	21.7	20.8	0.052	0.064	0.022	0.027	
ANT 7	Head	DFT-s-OFDM 11/2 BPSK	Mode A	0	Right Cheek	633334	3500.01	1	1	21.7	20.9	0.085	0.102	0.040	0.048	
ANT 7	Head	DFT-s-OFDM 11/2 BPSK	Mode A	0	Right Cheek	633334	3500.01	135	69	21.7	20.8	0.019	0.023	0.008	0.010	
ANT 7	Head	DFT-s-OFDM 11/2 BPSK	Mode A	0	Right Tilt	633334	3500.01	1	1	21.7	20.9	0.053	0.064	0.022	0.026	
ANT 7	Head	DFT-s-OFDM 11/2 BPSK	Mode A	0	Right Tilt	633334	3500.01	135	69	21.7	20.8	0.024	0.030	0.008	0.010	
ANT 7	Body & Hotspot	DFT-s-OFDM 11/2 BPSK	Mode B	5	Back	633334	3500.01	1	1	18.6	18.1	0.246	0.276	0.090	0.101	
ANT 7	Body & Hotspot	DFT-s-OFDM 11/2 BPSK	Mode B	5	Back	633334	3500.01	135	69	18.6	17.9	0.262	0.308	0.097	0.114	
ANT 7	Body & Hotspot	DFT-s-OFDM 11/2 BPSK	Mode B	5	Front	633334	3500.01	1	1	18.6	18.1	0.142	0.159	0.050	0.056	
ANT 7	Body & Hotspot	DFT-s-OFDM 11/2 BPSK	Mode B	5	Front	633334	3500.01	135	69	18.6	17.9	0.194	0.228	0.068	0.080	
ANT 7	Hotspot	DFT-s-OFDM 11/2 BPSK	Mode B	5	Edge Right	633334	3500.01	1	1	18.6	18.1	0.271	0.304	0.095	0.107	
ANT 7	Hotspot	DFT-s-OFDM 11/2 BPSK	Mode B	5	Edge Right	633334	3500.01	135	69	18.6	17.9	0.260	0.305	0.090	0.106	
ANT 7	Hotspot	DFT-s-OFDM 11/2 BPSK	Mode B	5	Edge Bottom	633334	3500.01	1	1	18.6	18.1	0.145	0.163	0.041	0.046	
ANT 7	Hotspot	DFT-s-OFDM 11/2 BPSK	Mode B	5	Edge Bottom	633334	3500.01	135	69	18.6	17.9	0.150	0.176	0.045	0.053	
ANT 8	Head	DFT-s-OFDM 11/2 BPSK	Mode A	0	Left Cheek	633334	3500.01	1	1	19.1	18.2	0.154	0.189	0.066	0.081	
ANT 8	Head	DFT-s-OFDM 11/2 BPSK	Mode A	0	Left Cheek	633334	3500.01	135	69	19.1	18.0	0.138	0.178	0.054	0.070	
ANT 8	Head	DFT-s-OFDM 11/2 BPSK	Mode A	0	Left Tilt	633334	3500.01	1	1	19.1	18.2	0.144	0.177	0.059	0.073	
ANT 8	Head	DFT-s-OFDM 11/2 BPSK	Mode A	0	Left Tilt	633334	3500.01	135	69	19.1	18.0	0.170	0.219	0.066	0.085	
ANT 8	Head	DFT-s-OFDM 11/2 BPSK	Mode A	0	Right Cheek	633334	3500.01	1	1	19.1	18.2	0.719	<b>0.885</b>	0.250	0.308	91
ANT 8	Head	DFT-s-OFDM 11/2 BPSK	Mode A	0	Right Cheek	633334	3500.01	135	69	19.1	18.0	0.655	0.844	0.235	0.303	
ANT 8	Head	DFT-s-OFDM 11/2 BPSK	Mode A	0	Right Tilt	633334	3500.01	1	1	19.1	18.2	0.268	0.330	0.110	0.135	
ANT 8	Head	DFT-s-OFDM 11/2 BPSK	Mode A	0	Right Tilt	633334	3500.01	135	69	19.1	18.0	0.265	0.341	0.106	0.137	
ANT 8	Body & Hotspot	DFT-s-OFDM 11/2 BPSK	Mode B	5	Back	633334	3500.01	1	1	17.8	17.2	0.744	0.854	0.239	0.274	
ANT 8	Body & Hotspot	DFT-s-OFDM 11/2 BPSK	Mode B	5	Back	633334	3500.01	135	69	17.8	17.1	0.790	<b>0.928</b>	0.261	0.307	92
ANT 8	Body & Hotspot	DFT-s-OFDM 11/2 BPSK	Mode B	5	Front	633334	3500.01	1	1	17.8	17.2	0.169	0.194	0.064	0.073	
ANT 8	Body & Hotspot	DFT-s-OFDM 11/2 BPSK	Mode B	5	Front	633334	3500.01	135	69	17.8	17.1	0.194	0.228	0.073	0.086	
ANT 8	Hotspot	DFT-s-OFDM 11/2 BPSK	Mode B	5	Edge Top	633334	3500.01	1	1	17.8	17.2	0.169	0.226	0.062	0.081	
ANT 8	Hotspot	DFT-s-OFDM 11/2 BPSK	Mode B	5	Edge Top	633334	3500.01	135	69	17.8	17.1	0.177	0.208	0.070	0.082	
ANT 8	Hotspot	DFT-s-OFDM 11/2 BPSK	Mode B	5	Edge Left	633334	3500.01	1	1	17.8	17.2	0.679	0.780	0.264	0.303	
ANT 8	Hotspot	DFT-s-OFDM 11/2 BPSK	Mode B	5	Edge Left	633334	3500.01	135	69	17.8	17.1	0.603	0.708	0.235	0.276	
ANT 9	Head	DFT-s-OFDM 11/2 BPSK	Mode A	0	Left Cheek	633334	3500.01	1	271	19.3	17.6	0.067	0.099	0.028	0.041	
ANT 9	Head	DFT-s-OFDM 11/2 BPSK	Mode A	0	Left Cheek	633334	3500.01	135	69	19.3	17.4	0.057	0.088	0.024	0.037	
ANT 9	Head	DFT-s-OFDM 11/2 BPSK	Mode A	0	Left Tilt	633334	3500.01	1	271	19.3	17.6	0.015	0.022	0.003	0.004	
ANT 9	Head	DFT-s-OFDM 11/2 BPSK	Mode A	0	Left Tilt	633334	3500.01	135	69	19.3	17.4	0.015	0.023	0.004	0.006	
ANT 9	Head	DFT-s-OFDM 11/2 BPSK	Mode A	0	Right Cheek	633334	3500.01	1	271	19.3	17.6	0.032	0.047	0.013	0.019	
ANT 9	Head	DFT-s-OFDM 11/2 BPSK	Mode A	0	Right Cheek	633334	3500.01	135	69	19.3	17.4	0.023	0.036	0.009	0.014	
ANT 9	Head	DFT-s-OFDM 11/2 BPSK	Mode A	0	Right Tilt	633334	3500.01	1	271	19.3	17.6	0.025	0.037	0.008	0.012	
ANT 9	Head	DFT-s-OFDM 11/2 BPSK	Mode A	0	Right Tilt	633334	3500.01	135	69	19.3	17.4	0.024	0.037	0.007	0.011	
ANT 9	Body & Hotspot	DFT-s-OFDM 11/2 BPSK	Mode B	5	Back	633334	3500.01	1	1	17.7	16.9	0.355	0.427	0.131	0.157	
ANT 9	Body & Hotspot	DFT-s-OFDM 11/2 BPSK	Mode B	5	Back	633334	3500.01	135	69	17.7	16.8	0.323	0.397	0.121	0.149	
ANT 9	Body & Hotspot	DFT-s-OFDM 11/2 BPSK	Mode B	5	Front	633334	3500.01	1	1	17.7	16.9	0.228	0.274	0.086	0.103	
ANT 9	Body & Hotspot	DFT-s-OFDM 11/2 BPSK	Mode B	5	Front	633334	3500.01	135	69	17.7	16.8	0.197	0.242	0.077	0.095	
ANT 9	Hotspot	DFT-s-OFDM 11/2 BPSK	Mode B	5	Edge Bottom	633334	3500.01	1	1	17.7	16.9	0.156	0.188	0.061	0.073	
ANT 9	Hotspot	DFT-s-OFDM 11/2 BPSK	Mode B	5	Edge Bottom	633334	3500.01	135	69	17.7	16.8	0.158	0.194	0.063	0.078	
ANT 9	Hotspot	DFT-s-OFDM 11/2 BPSK	Mode B	5	Edge Left	633334	3500.01	1	1	17.7	16.9	0.543	0.653	0.203	0.244	
ANT 9	Hotspot	DFT-s-OFDM 11/2 BPSK	Mode B	5	Edge Left	633334	3500.01	135	69	17.7	16.8	0.556	0.684	0.208	0.256	
ANT 4	Head	DFT-s-OFDM 11/2 BPSK	Mode A	0	Left Cheek	633334	3500.01	1	1	18.5	17.3	0.404	0.533	0.159	0.210	
ANT 4	Head	DFT-s-OFDM 11/2 BPSK	Mode A	0	Left Cheek	633334	3500.01	135	69	18.5	17.2	0.335	0.452	0.132	0.178	
ANT 4	Head	DFT-s-OFDM 11/2 BPSK	Mode A	0	Left Tilt	633334	3500.01	1	1	18.5	17.3	0.402	0.530	0.153	0.202	
ANT 4	Head	DFT-s-OFDM 11/2 BPSK	Mode A	0	Left Tilt	633334	3500.01	135	69	18.5	17.2	0.335	0.452	0.127	0.171	
ANT 4	Head	DFT-s-OFDM 11/2 BPSK	Mode A	0	Right Cheek	633334	3500.01	1	1	18.5	17.3	0.085	0.112	0.036	0.047	
ANT 4	Head	DFT-s-OFDM 11/2 BPSK	Mode A	0	Right Cheek	633334	3500.01	135	69	18.5	17.2	0.081	0.109	0.032	0.043	
ANT 4	Head	DFT-s-OFDM 11/2 BPSK	Mode A	0	Right Tilt	633334	3500.01	1	1	18.5	17.3	0.089	0.117	0.036	0.047	
ANT 4	Head	DFT-s-OFDM 11/2 BPSK	Mode A	0	Right Tilt	633334	3500.01	135	69	18.5	17.2	0.081	0.109	0.032	0.043	
ANT 4	Body & Hotspot	DFT-s-OFDM 11/2 BPSK	Mode B	5	Back	633334	3500.01	1	1	19.5	18.9	0.375	0.431	0.156	0.179	
ANT 4	Body & Hotspot	DFT-s-OFDM 11/2 BPSK	Mode B	5	Back	633334	3500.01	135	69	19.5	18.8	0.301	0.354	0.121	0.142	
ANT 4	Body & Hotspot	DFT-s-OFDM 11/2 BPSK	Mode B	5	Front	633334	3500.01	1	1	19.5	18.9	0.198	0.227	0.085	0.098	
ANT 4	Body & Hotspot	DFT-s-OFDM 11/2 BPSK	Mode B	5	Front	633334	3500.01	135	69	19.5	18.8	0.179	0.210	0.076	0.089	
ANT 4	Hotspot	DFT-s-OFDM 11/2 BPSK	Mode B	5	Edge Top	633334	3500.01	1	1	19.5	18.9	0.136	0.156	0.054	0.062	
ANT 4	Hotspot	DFT-s-OFDM 11/2 BPSK	Mode B	5	Edge Top	633334	3500.01	135	69	19.5	18.8	0.104	0.122	0.042	0.049	
ANT 4	Hotspot	DFT-s-OFDM 11/2 BPSK	Mode B	5	Edge Right	633334	3500.01	1	1	19.5	18.9	0.438	0.503	0.179	0.206	
ANT 4	Hotspot	DFT-s-OFDM 11/2 BPSK	Mode B	5	Edge Right	633334	3500.01	135	69	19.5	18.8	0.394	0.463	0.155	0.182	

### 10.35. NR Band n77 (Block C) PC3 (100MHz Bandwidth)

Antenna(s)	RF Exposure Condition	Mode(s)	Power Mode(s)	Dist. (mm)	Test Position(s)	Channel	Freq. (MHz)	RB Allocation	RB Offset	Max Output Pwr (dBm)	Meas. (dBm)	1-g Meas. (W/kg)	1-g Scaled (W/kg)	10-g Meas. (W/kg)	10-g Scaled (W/kg)	Plot No.
ANT 7	Head	DFT-s-OFDM 11/2 BPSK	Mode A	0	Left Cheek	657202	3858.03	1	1	21.7	20.5	0.027	0.036	0.012	0.016	
ANT 7	Head	DFT-s-OFDM 11/2 BPSK	Mode A	0	Left Cheek	657202	3858.03	135	69	21.7	20.2	0.025	0.035	0.010	0.014	
ANT 7	Head	DFT-s-OFDM 11/2 BPSK	Mode A	0	Left Tilt	657202	3858.03	1	1	21.7	20.5	0.040	0.053	0.013	0.017	
ANT 7	Head	DFT-s-OFDM 11/2 BPSK	Mode A	0	Left Tilt	657202	3858.03	135	69	21.7	20.2	0.028	0.040	0.010	0.014	
ANT 7	Head	DFT-s-OFDM 11/2 BPSK	Mode A	0	Right Cheek	657202	3858.03	1	1	21.7	20.5	0.070	0.092	0.030	0.040	
ANT 7	Head	DFT-s-OFDM 11/2 BPSK	Mode A	0	Right Cheek	657202	3858.03	135	69	21.7	20.2	0.072	0.020	0.031	0.044	
ANT 7	Head	DFT-s-OFDM 11/2 BPSK	Mode A	0	Right Tilt	657202	3858.03	1	1	21.7	20.5	0.028	0.037	0.010	0.013	
ANT 7	Head	DFT-s-OFDM 11/2 BPSK	Mode A	0	Right Tilt	657202	3858.03	135	69	21.7	20.2	0.026	0.037	0.009	0.013	
ANT 7	Body & Hotspot	DFT-s-OFDM 11/2 BPSK	Mode B	5	Back	657202	3858.03	1	271	18.6	18.0	0.496	0.569	0.179	0.206	
ANT 7	Body & Hotspot	DFT-s-OFDM 11/2 BPSK	Mode B	5	Back	657202	3858.03	135	69	18.6	18.0	0.496	0.569	0.179	0.206	
ANT 7	Body & Hotspot	DFT-s-OFDM 11/2 BPSK	Mode B	5	Front	657202	3858.03	1	271	18.6	18.0	0.189	0.217	0.071	0.082	
ANT 7	Body & Hotspot	DFT-s-OFDM 11/2 BPSK	Mode B	5	Front	657202	3858.03	135	69	18.6	18.0	0.160	0.184	0.060	0.069	
ANT 7	Hotspot	DFT-s-OFDM 11/2 BPSK	Mode B	5	Edge Right	657202	3858.03	1	271	18.6	18.0	0.485	0.557	0.171	0.196	
ANT 7	Hotspot	DFT-s-OFDM 11/2 BPSK	Mode B	5	Edge Right	657202	3858.03	135	69	18.6	18.0	0.534	0.613	0.188	0.216	
ANT 7	Hotspot	DFT-s-OFDM 11/2 BPSK	Mode B	5	Edge Bottom	657202	3858.03	1	271	18.6	18.0	0.139	0.160	0.040	0.046	
ANT 7	Hotspot	DFT-s-OFDM 11/2 BPSK	Mode B	5	Edge Bottom	657202	3858.03	135	69	18.6	18.0	0.123	0.141	0.038	0.044	
ANT 8	Head	DFT-s-OFDM 11/2 BPSK	Mode A	0	Left Cheek	657202	3858.03	1	271	19.1	18.1	0.070	0.088	0.019	0.024	
ANT 8	Head	DFT-s-OFDM 11/2 BPSK	Mode A	0	Left Cheek	657202	3858.03	135	69	19.1	17.9	0.096	0.127	0.026	0.034	
ANT 8	Head	DFT-s-OFDM 11/2 BPSK	Mode A	0	Left Tilt	657202	3858.03	1	271	19.1	18.1	0.103	0.130	0.029	0.037	
ANT 8	Head	DFT-s-OFDM 11/2 BPSK	Mode A	0	Left Tilt	657202	3858.03	135	69	19.1	17.9	0.135	0.178	0.039	0.051	
ANT 8	Head	DFT-s-OFDM 11/2 BPSK	Mode A	0	Right Cheek	657202	3858.03	1	271	19.1	18.1	0.347	0.437	0.115	0.145	
ANT 8	Head	DFT-s-OFDM 11/2 BPSK	Mode A	0	Right Cheek	657202	3858.03	135	69	19.1	17.9	0.367	0.484	0.126	0.166	
ANT 8	Head	DFT-s-OFDM 11/2 BPSK	Mode A	0	Right Tilt	657202	3858.03	1	271	19.1	18.1	0.214	0.269	0.082	0.103	
ANT 8	Head	DFT-s-OFDM 11/2 BPSK	Mode A	0	Right Tilt	657202	3858.03	135	69	19.1	17.9	0.166	0.219	0.064	0.084	
ANT 8	Body & Hotspot	DFT-s-OFDM 11/2 BPSK	Mode B	5	Back	657202	3858.03	1	271	17.8	17.5	0.286	0.306	0.085	0.091	
ANT 8	Body & Hotspot	DFT-s-OFDM 11/2 BPSK	Mode B	5	Back	657202	3858.03	135	69	17.8	17.4	0.323	0.354	0.099	0.109	
ANT 8	Body & Hotspot	DFT-s-OFDM 11/2 BPSK	Mode B	5	Front	657202	3858.03	1	271	17.8	17.5	0.077	0.083	0.026	0.028	
ANT 8	Body & Hotspot	DFT-s-OFDM 11/2 BPSK	Mode B	5	Front	657202	3858.03	135	69	17.8	17.4	0.086	0.094	0.032	0.035	
ANT 8	Hotspot	DFT-s-OFDM 11/2 BPSK	Mode B	5	Edge Top	657202	3858.03	1	271	17.8	17.5	0.094	0.101	0.031	0.033	
ANT 8	Hotspot	DFT-s-OFDM 11/2 BPSK	Mode B	5	Edge Top	657202	3858.03	135	69	17.8	17.4	0.134	0.147	0.036	0.039	
ANT 8	Hotspot	DFT-s-OFDM 11/2 BPSK	Mode B	5	Edge Left	657202	3858.03	1	271	17.8	17.5	0.329	0.353	0.118	0.126	
ANT 8	Hotspot	DFT-s-OFDM 11/2 BPSK	Mode B	5	Edge Left	657202	3858.03	135	69	17.8	17.4	0.364	0.399	0.133	0.146	
ANT 9	Head	DFT-s-OFDM 11/2 BPSK	Mode A	0	Left Cheek	657202	3858.03	1	1	19.3	17.5	0.050	0.076	0.020	0.030	
ANT 9	Head	DFT-s-OFDM 11/2 BPSK	Mode A	0	Left Cheek	657202	3858.03	135	69	19.3	17.5	0.043	0.065	0.016	0.024	
ANT 9	Head	DFT-s-OFDM 11/2 BPSK	Mode A	0	Left Tilt	657202	3858.03	1	1	19.3	17.5	0.009	0.014	0.002	0.003	
ANT 9	Head	DFT-s-OFDM 11/2 BPSK	Mode A	0	Left Tilt	657202	3858.03	135	69	19.3	17.5	0.009	0.014	0.002	0.003	
ANT 9	Head	DFT-s-OFDM 11/2 BPSK	Mode A	0	Right Cheek	657202	3858.03	1	1	19.3	17.5	0.038	0.058	0.016	0.024	
ANT 9	Head	DFT-s-OFDM 11/2 BPSK	Mode A	0	Right Cheek	657202	3858.03	135	69	19.3	17.5	0.030	0.045	0.013	0.020	
ANT 9	Head	DFT-s-OFDM 11/2 BPSK	Mode A	0	Right Tilt	657202	3858.03	1	1	19.3	17.5	0.028	0.042	0.010	0.015	
ANT 9	Head	DFT-s-OFDM 11/2 BPSK	Mode A	0	Right Tilt	657202	3858.03	135	69	19.3	17.5	0.025	0.038	0.009	0.014	
ANT 9	Body & Hotspot	DFT-s-OFDM 11/2 BPSK	Mode B	5	Back	657202	3858.03	1	1	17.7	16.8	0.281	0.346	0.097	0.119	
ANT 9	Body & Hotspot	DFT-s-OFDM 11/2 BPSK	Mode B	5	Back	657202	3858.03	135	69	17.7	16.9	0.335	0.403	0.120	0.144	
ANT 9	Body & Hotspot	DFT-s-OFDM 11/2 BPSK	Mode B	5	Front	657202	3858.03	1	1	17.7	16.8	0.180	0.221	0.067	0.082	
ANT 9	Body & Hotspot	DFT-s-OFDM 11/2 BPSK	Mode B	5	Front	657202	3858.03	135	69	17.7	16.9	0.180	0.216	0.067	0.081	
ANT 9	Hotspot	DFT-s-OFDM 11/2 BPSK	Mode B	5	Edge Bottom	657202	3858.03	1	1	17.7	16.8	0.080	0.098	0.033	0.041	
ANT 9	Hotspot	DFT-s-OFDM 11/2 BPSK	Mode B	5	Edge Bottom	657202	3858.03	135	69	17.7	16.9	0.099	0.119	0.041	0.049	
ANT 9	Hotspot	DFT-s-OFDM 11/2 BPSK	Mode B	5	Edge Left	657202	3858.03	1	1	17.7	16.8	0.320	0.394	0.119	0.146	
ANT 9	Hotspot	DFT-s-OFDM 11/2 BPSK	Mode B	5	Edge Left	657202	3858.03	135	69	17.7	16.9	0.378	0.454	0.141	0.170	
ANT 4	Head	DFT-s-OFDM 11/2 BPSK	Mode A	0	Left Cheek	657202	3858.03	1	271	18.5	17.2	0.398	0.537	0.157	0.212	95
ANT 4	Head	DFT-s-OFDM 11/2 BPSK	Mode A	0	Left Cheek	657202	3858.03	135	69	18.5	17.1	0.318	0.439	0.122	0.168	
ANT 4	Head	DFT-s-OFDM 11/2 BPSK	Mode A	0	Left Tilt	657202	3858.03	1	271	18.5	17.2	0.213	0.287	0.076	0.103	
ANT 4	Head	DFT-s-OFDM 11/2 BPSK	Mode A	0	Left Tilt	657202	3858.03	135	69	18.5	17.1	0.194	0.268	0.070	0.097	
ANT 4	Head	DFT-s-OFDM 11/2 BPSK	Mode A	0	Right Cheek	657202	3858.03	1	271	18.5	17.2	0.161	0.217	0.064	0.086	
ANT 4	Head	DFT-s-OFDM 11/2 BPSK	Mode A	0	Right Cheek	657202	3858.03	135	69	18.5	17.1	0.167	0.231	0.070	0.097	
ANT 4	Head	DFT-s-OFDM 11/2 BPSK	Mode A	0	Right Tilt	657202	3858.03	1	271	18.5	17.2	0.157	0.212	0.054	0.073	
ANT 4	Head	DFT-s-OFDM 11/2 BPSK	Mode A	0	Right Tilt	657202	3858.03	135	69	18.5	17.1	0.140	0.193	0.048	0.066	
ANT 4	Body & Hotspot	DFT-s-OFDM 11/2 BPSK	Mode B	5	Back	657202	3858.03	1	1	19.5	18.9	0.591	0.679	0.244	0.280	96
ANT 4	Body & Hotspot	DFT-s-OFDM 11/2 BPSK	Mode B	5	Back	657202	3858.03	135	69	19.5	18.8	0.555	0.652	0.224	0.263	
ANT 4	Body & Hotspot	DFT-s-OFDM 11/2 BPSK	Mode B	5	Front	657202	3858.03	1	1	19.5	18.9	0.155	0.178	0.065	0.075	
ANT 4	Body & Hotspot	DFT-s-OFDM 11/2 BPSK	Mode B	5	Front	657202	3858.03	135	69	19.5	18.8	0.209	0.246	0.093	0.109	
ANT 4	Hotspot	DFT-s-OFDM 11/2 BPSK	Mode B	5	Edge Top	657202	3858.03	1	1	19.5	18.9	0.231	0.265	0.096	0.110	
ANT 4	Hotspot	DFT-s-OFDM 11/2 BPSK	Mode B	5	Edge Top	657202	3858.03	135	69	19.5	18.8	0.249	0.293	0.095	0.112	
ANT 4	Hotspot	DFT-s-OFDM 11/2 BPSK	Mode B	5	Edge Right	657202	3858.03	1	1	19.5	18.9	0.106	0.122	0.041	0.047	
ANT 4	Hotspot	DFT-s-OFDM 11/2 BPSK	Mode B	5	Edge Right	657202	3858.03	135	69	19.5	18.8	0.092	0.108	0.036	0.042	

### 10.36. NR Band n77 PC2 (100MHz Bandwidth)

From May 2017 TCB Workshop, SAR tests were performed using Power Class 3. SAR tests for Power Class 2 is performed using the highest SAR test configuration from Power Class 3 for each 5G NR (FR1) TDD configuration and exposure condition combination. Manufacturer/OEM declares operating duty cycle to be 100% and 50% for 5G NR (FR1) TDD Power Class 3 and Power Class 2 respectively. These Duty cycles were used for all 5G NR (FR1) TDD Power Class 3 and Power Class 2 SAR evaluations.

Additional SAR testing for Power Class 2 is not required when:

- The reported SAR vs. output power can be linearly scaled with < 10% discrepancy between power classes and all reported SAR are < 1.4 W/kg

#### Reported SAR vs. Output Power linearly scaled

Block A

Antenna	RF Exposure Condition	Mode(s)	Power Mode(s)	FR1 n77 Block A PC2			FR1 n77 Block A PC3				Linearly scaled	Linearly scaled	Testing Required
				Duty Cycle (%)	Max Output Power	Frame Avg Pwr (mW)	Duty Cycle (%)	Max Output Power	Frame Avg Pwr (mW)	Reported SAR (W/kg)	PC2	PC2	PC2
ANT 7	Head	QPSK	Mode A	50.0%	24.7	147.6	100.0%	21.7	147.9	0.107	0.107	0.0%	No
ANT 7	Body-w orn	QPSK	Mode B	50.0%	21.6	72.3	100.0%	18.6	72.4	0.308	0.307	-0.3%	No
ANT 7	Hotspot	QPSK	Mode B	50.0%	21.6	72.3	100.0%	18.6	72.4	0.305	0.304	-0.3%	No
Antenna	RF Exposure Condition	Mode(s)	Power Mode(s)	FR1 n77 Block A PC2			FR1 n77 Block A PC3				Linearly scaled	Linearly scaled	Testing Required
				Duty Cycle (%)	Max Output Power	Frame Avg Pwr (mW)	Duty Cycle (%)	Max Output Power	Frame Avg Pwr (mW)	Reported SAR (W/kg)	PC2	PC2	PC2
ANT 8	Head	QPSK	Mode A	50.0%	22.1	81.1	100.0%	19.1	81.3	0.885	0.883	-0.2%	No
ANT 8	Body-w orn	QPSK	Mode B	50.0%	20.8	60.1	100.0%	17.8	60.3	0.928	0.926	-0.2%	No
ANT 8	Hotspot	QPSK	Mode B	50.0%	20.8	60.1	100.0%	17.8	60.3	0.780	0.778	-0.3%	No
Antenna	RF Exposure Condition	Mode(s)	Power Mode(s)	FR1 n77 Block A PC2			FR1 n77 Block A PC3				Linearly scaled	Linearly scaled	Testing Required
				Duty Cycle (%)	Max Output Power	Frame Avg Pwr (mW)	Duty Cycle (%)	Max Output Power	Frame Avg Pwr (mW)	Reported SAR (W/kg)	PC2	PC2	PC2
ANT 9	Head	QPSK	Mode A	50.0%	22.3	84.9	100.0%	19.3	85.1	0.099	0.099	0.0%	No
ANT 9	Body-w orn	QPSK	Mode B	50.0%	20.7	58.7	100.0%	17.7	58.9	0.427	0.426	-0.2%	No
ANT 9	Hotspot	QPSK	Mode B	50.0%	20.7	58.7	100.0%	17.7	58.9	0.684	0.682	-0.3%	No
Antenna	RF Exposure Condition	Mode(s)	Power Mode(s)	FR1 n77 Block A PC2			FR1 n77 Block A PC3				Linearly scaled	Linearly scaled	Testing Required
				Duty Cycle (%)	Max Output Power	Frame Avg Pwr (mW)	Duty Cycle (%)	Max Output Power	Frame Avg Pwr (mW)	Reported SAR (W/kg)	PC2	PC2	PC2
ANT 4	Head	QPSK	Mode A	50.0%	21.5	70.6	100.0%	18.5	70.8	0.533	0.532	-0.2%	No
ANT 4	Body-w orn	QPSK	Mode B	50.0%	22.5	88.9	100.0%	19.5	89.1	0.431	0.430	-0.2%	No
ANT 4	Hotspot	QPSK	Mode B	50.0%	22.5	88.9	100.0%	19.5	89.1	0.503	0.502	-0.2%	No

Block C

Antenna	RF Exposure Condition	Mode(s)	Power Mode(s)	FR1 n77 Block C PC2			FR1 n77 Block C PC3				Linearly scaled	Linearly scaled	Testing Required
				Duty Cycle (%)	Max Output Power	Frame Avg Pwr (mW)	Duty Cycle (%)	Max Output Power	Frame Avg Pwr (mW)	Reported SAR (W/kg)	PC2	PC2	PC2
ANT 7	Head	QPSK	Mode A	50.0%	24.7	147.6	100.0%	21.7	147.9	0.092	0.092	0.0%	No
ANT 7	Body-w orn	QPSK	Mode B	50.0%	21.6	72.3	100.0%	18.6	72.4	0.569	0.568	-0.2%	No
ANT 7	Hotspot	QPSK	Mode B	50.0%	21.6	72.3	100.0%	18.6	72.4	0.613	0.612	-0.2%	No
Antenna	RF Exposure Condition	Mode(s)	Power Mode(s)	FR1 n77 Block C PC2			FR1 n77 Block C PC3				Linearly scaled	Linearly scaled	Testing Required
				Duty Cycle (%)	Max Output Power	Frame Avg Pwr (mW)	Duty Cycle (%)	Max Output Power	Frame Avg Pwr (mW)	Reported SAR (W/kg)	PC2	PC2	PC2
ANT 8	Head	QPSK	Mode A	50.0%	22.1	81.1	100.0%	19.1	81.3	0.484	0.483	-0.2%	No
ANT 8	Body-w orn	QPSK	Mode B	50.0%	20.8	60.1	100.0%	17.8	60.3	0.354	0.353	-0.3%	No
ANT 8	Hotspot	QPSK	Mode B	50.0%	20.8	60.1	100.0%	17.8	60.3	0.399	0.398	-0.3%	No
Antenna	RF Exposure Condition	Mode(s)	Power Mode(s)	FR1 n77 Block C PC2			FR1 n77 Block C PC3				Linearly scaled	Linearly scaled	Testing Required
				Duty Cycle (%)	Max Output Power	Frame Avg Pwr (mW)	Duty Cycle (%)	Max Output Power	Frame Avg Pwr (mW)	Reported SAR (W/kg)	PC2	PC2	PC2
ANT 9	Head	QPSK	Mode A	50.0%	22.3	84.9	100.0%	19.3	85.1	0.076	0.076	0.0%	No
ANT 9	Body-w orn	QPSK	Mode B	50.0%	20.7	58.7	100.0%	17.7	58.9	0.403	0.402	-0.2%	No
ANT 9	Hotspot	QPSK	Mode B	50.0%	20.7	58.7	100.0%	17.7	58.9	0.454	0.453	-0.2%	No
Antenna	RF Exposure Condition	Mode(s)	Power Mode(s)	FR1 n77 Block C PC2			FR1 n77 Block C PC3				Linearly scaled	Linearly scaled	Testing Required
				Duty Cycle (%)	Max Output Power	Frame Avg Pwr (mW)	Duty Cycle (%)	Max Output Power	Frame Avg Pwr (mW)	Reported SAR (W/kg)	PC2	PC2	PC2
ANT 4	Head	QPSK	Mode A	50.0%	21.5	70.6	100.0%	18.5	70.8	0.537	0.536	-0.2%	No
ANT 4	Body-w orn	QPSK	Mode B	50.0%	22.5	88.9	100.0%	19.5	89.1	0.679	0.677	-0.3%	No
ANT 4	Hotspot	QPSK	Mode B	50.0%	22.5	88.9	100.0%	19.5	89.1	0.293	0.292	-0.3%	No

#### Conclusion:

SAR test for Power Class 2 is not required because the PC3 reported SAR <1.4 W/kg and PC2 reported SAR vs. output power linearly scaled <10%.

### 10.37. Wi-Fi 2.4 GHz(DTS Band)

When the 802.11b reported SAR of the highest measured maximum output power channel is ≤ 0.8 W/kg, no further SAR testing is required. If SAR is > 0.8 W/kg and ≤ 1.2 W/kg, SAR is required for the next highest measured output power channel. Finally, if SAR is > 1.2 W/kg, SAR is required for the third channel.

SAR testing is not required for OFDM mode(s) when the highest reported SAR for DSSS is adjusted by the ratio of OFDM to DSSS specified maximum output power and the adjusted SAR is ≤ 1.2 W/kg.

Antenna(s)	RF Exposure Condition	Mode(s)	Power Mode(s)	Dist. (mm)	Test Position(s)	Channel	Freq. (MHz)	Duty Cycle (%)	Area Scan Max. SAR (W/kg)	Max Output Pwr (dBm)	Meas. (dBm)	1-g Meas. (W/kg)	1-g Scaled (W/kg)	10-g Meas. (W/kg)	10-g Scaled (W/kg)	Plot No.
ANT 3	Head	802.11b	Power State 1 Mode A	0	Left Cheek	2	2417	99.28%	0.053	21.50	20.60	0.055	0.068	0.031	0.038	
ANT 3	Head	802.11b	Power State 1 Mode A	0	Left Tilt	2	2417	99.28%	0.033	21.50	20.60					
ANT 3	Head	802.11b	Power State 1 Mode A	0	Right Cheek	2	2417	99.28%	0.030	21.50	20.60					
ANT 3	Head	802.11b	Power State 1 Mode A	0	Right Tilt	2	2417	99.28%	0.020	21.50	20.60					
ANT 3	Body & Hotspot	802.11b	Power State 1 Mode B	5	Back	2	2417	99.28%	0.649	21.00	20.10	0.690	0.855	0.312	0.387	99
ANT 3	Body & Hotspot	802.11b	Power State 1 Mode B	5	Back	6	2437	99.28%	0.531	21.00	20.00	0.611	0.775	0.279	0.354	
ANT 3	Body & Hotspot	802.11b	Power State 1 Mode B	5	Front	2	2417	99.28%	0.479	21.00	20.10	0.537	0.665	0.255	0.316	
ANT 3	Hotspot	802.11b	Power State 1 Mode B	5	Edge Bottom	2	2417	99.28%	0.807	21.00	20.10	0.827	1.025	0.390	0.483	
ANT 3	Hotspot	802.11b	Power State 1 Mode B	5	Edge Bottom	6	2437	99.28%	0.813	21.00	20.00	0.835	1.059	0.391	0.496	
ANT 3	Hotspot	802.11b	Power State 1 Mode B	5	Edge Left	2	2417	99.28%	0.434	21.00	20.10					
Antenna(s)	RF Exposure Condition	Mode(s)	Power Mode(s)	Dist. (mm)	Test Position(s)	Channel	Freq. (MHz)	Duty Cycle (%)	Area Scan Max. SAR (W/kg)	Max Output Pwr (dBm)	Meas. (dBm)	1-g Meas. (W/kg)	1-g Scaled (W/kg)	10-g Meas. (W/kg)	10-g Scaled (W/kg)	Plot No.
ANT 4	Head	802.11b	Power State 1 Mode A	0	Left Cheek	1	2412	99.28%	0.746	18.75	17.80	0.757	0.949	0.382	0.479	
ANT 4	Head	802.11b	Power State 1 Mode A	0	Left Cheek	11	2462	99.28%	0.722	18.75	17.80	0.863	1.082	0.417	0.523	100
ANT 4	Head	802.11b	Power State 1 Mode A	0	Left Tilt	1	2412	99.28%	0.338	18.75	17.80	0.342	0.429	0.166	0.208	
ANT 4	Head	802.11b	Power State 1 Mode A	0	Right Cheek	1	2412	99.28%	0.137	18.75	17.80					
ANT 4	Head	802.11b	Power State 1 Mode A	0	Right Tilt	1	2412	99.28%	0.117	18.75	17.80					
ANT 4	Body & Hotspot	802.11b	Power State 1 Mode B	5	Back	1	2412	99.28%	0.425	20.00	19.33	0.426	0.501	0.223	0.262	
ANT 4	Body & Hotspot	802.11b	Power State 1 Mode B	5	Front	1	2412	99.28%	0.401	20.00	19.33	0.412	0.484	0.219	0.257	
ANT 4	Hotspot	802.11b	Power State 1 Mode B	5	Edge Top	1	2412	99.28%	0.172	20.00	19.33					
ANT 4	Hotspot	802.11b	Power State 1 Mode B	5	Edge Right	1	2412	99.28%	0.821	20.00	19.33	0.866	1.018	0.406	0.477	
ANT 4	Hotspot	802.11b	Power State 1 Mode B	5	Edge Right	11	2462	99.28%	0.808	20.00	19.28	0.936	1.113	0.434	0.516	101
Antenna(s)	RF Exposure Condition	Mode(s)	Power Mode(s)	Dist. (mm)	Test Position(s)	Channel	Freq. (MHz)	Duty Cycle (%)	Area Scan Max. SAR (W/kg)	Max Output Pwr (dBm)	Meas. (dBm)	1-g Meas. (W/kg)	1-g Scaled (W/kg)	10-g Meas. (W/kg)	10-g Scaled (W/kg)	Plot No.
ANT 3	Head	802.11b	Power State 4 Mode A	0	Left Cheek	1	2412	99.28%	0.022	18.75	17.70	0.024	0.031	0.012	0.015	
ANT 3	Body & Hotspot	802.11b	Power State 4 Mode B	5	Back	1	2412	99.28%	0.247	17.00	15.94	0.264	0.339	0.121	0.156	
ANT 3	Hotspot	802.11b	Power State 4 Mode B	5	Edge Bottom	1	2412	99.28%	0.221	17.00	15.94	0.224	0.288	0.107	0.138	
Antenna(s)	RF Exposure Condition	Mode(s)	Power Mode(s)	Dist. (mm)	Test Position(s)	Channel	Freq. (MHz)	Duty Cycle (%)	Area Scan Max. SAR (W/kg)	Max Output Pwr (dBm)	Meas. (dBm)	1-g Meas. (W/kg)	1-g Scaled (W/kg)	10-g Meas. (W/kg)	10-g Scaled (W/kg)	Plot No.
ANT 4	Head	802.11b	Power State 4 Mode A	0	Left Cheek	1	2412	99.28%	0.175	14.75	13.66	0.294	0.381	0.147	0.190	
ANT 4	Body & Hotspot	802.11b	Power State 4 Mode B	5	Back	1	2412	99.28%	0.284	16.00	14.89	0.289	0.376	0.151	0.196	
ANT 4	Hotspot	802.11b	Power State 4 Mode B	5	Edge Right	1	2412	99.28%	0.293	16.00	14.89	0.299	0.389	0.141	0.183	

**Notes:**  
Power State 2 and 3 maximum output power same as Power State 1

Antenna(s)	RF Exposure Condition	Mode(s)	Power Mode(s)	Dist. (mm)	Test Position(s)	Channel	Freq. (MHz)	Duty Cycle (%)	Area Scan Max. SAR (W/kg)	Max Output Pwr (dBm)	Meas. (dBm)	1-g Meas. (W/kg)	1-g Scaled (W/kg)	10-g Meas. (W/kg)	10-g Scaled (W/kg)	Plot No.
ANT 3	Head	802.11b	Power State 5 Mode A	0	Left Cheek	2	2417	99.28%	0.053	21.50	20.60	0.055	0.068	0.031	0.038	
ANT 3	Head	802.11b	Power State 5 Mode A	0	Left Tilt	2	2417	99.28%	0.033	21.50	20.60					
ANT 3	Head	802.11b	Power State 5 Mode A	0	Right Cheek	2	2417	99.28%	0.030	21.50	20.60					
ANT 3	Head	802.11b	Power State 5 Mode A	0	Right Tilt	2	2417	99.28%	0.020	21.50	20.60					
ANT 3	Body & Hotspot	802.11b	Power State 5 Mode B	5	Back	1	2412	99.28%	0.821	20.50	20.10	0.872	0.963	0.395	0.436	
ANT 3	Body & Hotspot	802.11b	Power State 5 Mode B	5	Back	6	2437	99.28%	0.531	20.50	20.00	0.611	0.691	0.279	0.315	
ANT 3	Body & Hotspot	802.11b	Power State 5 Mode B	5	Front	1	2412	99.28%	0.649	20.50	20.10	0.682	0.753	0.324	0.358	
ANT 3	Hotspot	802.11b	Power State 5 Mode B	5	Edge Bottom	1	2412	99.28%	1.020	20.50	20.10	1.040	1.149	0.493	0.544	
ANT 3	Hotspot	802.11b	Power State 5 Mode B	5	Edge Bottom	6	2437	99.28%	0.813	20.50	20.00	0.835	0.944	0.391	0.442	
ANT 3	Hotspot	802.11b	Power State 5 Mode B	5	Edge Left	1	2412	99.28%	0.434	20.50	20.10					
Antenna(s)	RF Exposure Condition	Mode(s)	Power Mode(s)	Dist. (mm)	Test Position(s)	Channel	Freq. (MHz)	Duty Cycle (%)	Area Scan Max. SAR (W/kg)	Max Output Pwr (dBm)	Meas. (dBm)	1-g Meas. (W/kg)	1-g Scaled (W/kg)	10-g Meas. (W/kg)	10-g Scaled (W/kg)	Plot No.
ANT 4	Head	802.11b	Power State 5 Mode A	0	Left Cheek	1	2412	99.28%	0.746	18.25	17.80	0.757	0.846	0.382	0.427	
ANT 4	Head	802.11b	Power State 5 Mode A	0	Left Cheek	11	2462	99.28%	0.722	18.25	17.80	0.863	0.964	0.417	0.466	
ANT 4	Head	802.11b	Power State 5 Mode A	0	Left Tilt	1	2412	99.28%	0.338	18.25	17.80	0.342	0.382	0.166	0.185	
ANT 4	Head	802.11b	Power State 5 Mode A	0	Right Cheek	1	2412	99.28%	0.137	18.25	17.80					
ANT 4	Head	802.11b	Power State 5 Mode A	0	Right Tilt	1	2412	99.28%	0.117	18.25	17.80					
ANT 4	Body & Hotspot	802.11b	Power State 5 Mode B	5	Back	1	2412	99.28%	0.425	19.50	19.33	0.426	0.446	0.223	0.234	
ANT 4	Body & Hotspot	802.11b	Power State 5 Mode B	5	Front	1	2412	99.28%	0.401	19.50	19.33	0.412	0.432	0.219	0.229	
ANT 4	Hotspot	802.11b	Power State 5 Mode B	5	Edge Top	1	2412	99.28%	0.172	19.50	19.33					
ANT 4	Hotspot	802.11b	Power State 5 Mode B	5	Edge Right	1	2412	99.28%	0.821	19.50	19.33	0.866	0.907	0.406	0.425	
ANT 4	Hotspot	802.11b	Power State 5 Mode B	5	Edge Right	11	2462	99.28%	0.808	19.50	19.28	0.936	0.992	0.434	0.460	
Antenna(s)	RF Exposure Condition	Mode(s)	Power Mode(s)	Dist. (mm)	Test Position(s)	Channel	Freq. (MHz)	Duty Cycle (%)	Area Scan Max. SAR (W/kg)	Max Output Pwr (dBm)	Meas. (dBm)	1-g Meas. (W/kg)	1-g Scaled (W/kg)	10-g Meas. (W/kg)	10-g Scaled (W/kg)	Plot No.
ANT 3	Head	802.11b	Power State 6 Mode A	0	Left Cheek	1	2412	99.28%	0.022	17.75	17.70	0.024	0.024	0.012	0.012	
ANT 3	Body & Hotspot	802.11b	Power State 6 Mode B	5	Back	1	2412	99.28%	0.247	16.00	15.94	0.264	0.270	0.121	0.124	
ANT 3	Hotspot	802.11b	Power State 6 Mode B	5	Edge Bottom	1	2412	99.28%	0.221	16.00	15.94	0.224	0.229	0.107	0.109	
Antenna(s)	RF Exposure Condition	Mode(s)	Power Mode(s)	Dist. (mm)	Test Position(s)	Channel	Freq. (MHz)	Duty Cycle (%)	Area Scan Max. SAR (W/kg)	Max Output Pwr (dBm)	Meas. (dBm)	1-g Meas. (W/kg)	1-g Scaled (W/kg)	10-g Meas. (W/kg)	10-g Scaled (W/kg)	Plot No.
ANT 4	Head	802.11b	Power State 6 Mode A	0	Left Cheek	1	2412	99.28%	0.175	13.75	13.66	0.294	0.302	0.147	0.151	
ANT 4	Body & Hotspot	802.11b	Power State 6 Mode B	5	Back	1	2412	99.28%	0.284	15.00	14.89	0.289	0.299	0.151	0.156	
ANT 4	Hotspot	802.11b	Power State 6 Mode B	5	Edge Right	1	2412	99.28%	0.293	15.00	14.89	0.299	0.309	0.141	0.146	

### 10.38. Wi-Fi 5 GHz (U-NII 1-3 Bands)

#### UNII-1 &2A

When the specified maximum output power is the same for both UNII band 1 and UNII band 2A, begin SAR measurement in UNII band 2A; and if the highest reported SAR for UNII band 2A is

- $\leq 1.2$  W/kg, SAR is not required for UNII band 1
- $> 1.2$  W/kg, both bands should be tested independently for SAR.

Antenna(s)	RF Exposure Condition	Mode(s)	Power Mode(s)	Dist. (mm)	Test Position(s)	Channel	Freq. (MHz)	Duty Cycle (%)	Area Scan Max. SAR (W/kg)	Max Output Pwr (dBm)	Meas. (dBm)	1-g Meas. (W/kg)	1-g Scaled (W/kg)	10-g Meas. (W/kg)	10-g Scaled (W/kg)	Plot No.
ANT 5	Head	802.11n (HT40)	Power State 1 Mode A	0	Left Cheek	54	5270	95.04%	0.069	20.50	19.90	0.068	0.082	0.023	0.028	
ANT 5	Head	802.11n (HT40)	Power State 1 Mode A	0	Left Tilt	54	5270	95.04%	0.029	20.50	19.90					
ANT 5	Head	802.11n (HT40)	Power State 1 Mode A	0	Right Cheek	54	5270	95.04%	0.027	20.50	19.90					
ANT 5	Head	802.11n (HT40)	Power State 1 Mode A	0	Right Tilt	54	5270	95.04%	0.034	20.50	19.90					
ANT 5	Body & Hotspot	802.11n (HT40)	Power State 1 Mode B	5	Back	38	5190	95.04%	0.296	17.50	16.90	0.368	0.445	0.111	0.134	
ANT 5	Body & Hotspot	802.11n (HT40)	Power State 1 Mode B	5	Back	46	5230	95.04%	0.850	20.50	19.84	0.953	1.167	0.286	0.350	102
ANT 5	Body & Hotspot	802.11n (HT40)	Power State 1 Mode B	5	Front	38	5190	95.04%	0.225	17.50	16.90	0.270	0.326	0.076	0.092	
ANT 5	Body & Hotspot	802.11n (HT40)	Power State 1 Mode B	5	Front	46	5230	95.04%	0.586	20.50	19.84	0.673	0.824	0.211	0.258	
ANT 5	Hotspot	802.11n (HT40)	Power State 1 Mode B	5	Edge Bottom	46	5230	95.04%	0.087	20.50	19.84					
ANT 5	Hotspot	802.11n (HT40)	Power State 1 Mode B	5	Edge Left	46	5230	95.04%	0.564	20.50	19.84	0.606	0.742	0.205	0.251	
Antenna(s)	RF Exposure Condition	Mode(s)	Power Mode(s)	Dist. (mm)	Test Position(s)	Channel	Freq. (MHz)	Duty Cycle (%)	Area Scan Max. SAR (W/kg)	Max Output Pwr (dBm)	Meas. (dBm)	1-g Meas. (W/kg)	1-g Scaled (W/kg)	10-g Meas. (W/kg)	10-g Scaled (W/kg)	Plot No.
ANT 5	Head	802.11n (HT40)	Power State 4 Mode A	0	Left Cheek	46	5230	95.04%	0.031	18.25	17.25	0.021	0.028	0.003	0.004	
ANT 5	Body & Hotspot	802.11ac (VHT80)	Power State 4 Mode B	5	Back	42	5210	94.63%	0.366	16.50	15.50	0.366	0.487	0.111	0.148	
ANT 5	Body & Hotspot	802.11ac (VHT80)	Power State 4 Mode B	5	Front	42	5210	94.63%	0.274	16.50	15.50	0.274	0.365	0.087	0.116	
ANT 5	Hotspot	802.11ac (VHT80)	Power State 4 Mode B	5	Edge Left	42	5210	94.63%	0.171	16.50	15.50	0.191	0.254	0.065	0.086	
Antenna(s)	RF Exposure Condition	Mode(s)	Power Mode(s)	Dist. (mm)	Test Position(s)	Channel	Freq. (MHz)	Duty Cycle (%)	Area Scan Max. SAR (W/kg)	Max Output Pwr (dBm)	Meas. (dBm)	1-g Meas. (W/kg)	1-g Scaled (W/kg)	10-g Meas. (W/kg)	10-g Scaled (W/kg)	Plot No.
ANT 5	Head	802.11n (HT40)	Power State 5 Mode A	0	Left Cheek	54	5270	95.04%	0.069	20.50	19.90	0.068	0.082	0.023	0.028	
ANT 5	Head	802.11n (HT40)	Power State 5 Mode A	0	Left Tilt	54	5270	95.04%	0.029	20.50	19.90					
ANT 5	Head	802.11n (HT40)	Power State 5 Mode A	0	Right Cheek	54	5270	95.04%	0.027	20.50	19.90					
ANT 5	Head	802.11n (HT40)	Power State 5 Mode A	0	Right Tilt	54	5270	95.04%	0.034	20.50	19.90					
ANT 5	Body & Hotspot	802.11n (HT40)	Power State 5 Mode B	5	Back	38	5190	95.04%	0.296	17.50	16.90	0.368	0.445	0.111	0.134	
ANT 5	Body & Hotspot	802.11n (HT40)	Power State 5 Mode B	5	Back	46	5230	95.04%	0.850	20.00	19.84	0.953	1.040	0.286	0.312	
ANT 5	Body & Hotspot	802.11n (HT40)	Power State 5 Mode B	5	Front	38	5190	95.04%	0.225	17.50	16.90	0.270	0.326	0.076	0.092	
ANT 5	Body & Hotspot	802.11n (HT40)	Power State 5 Mode B	5	Front	46	5230	95.04%	0.586	20.00	19.84	0.673	0.735	0.211	0.230	
ANT 5	Hotspot	802.11n (HT40)	Power State 5 Mode B	5	Edge Bottom	46	5230	95.04%	0.087	20.00	19.84					
ANT 5	Hotspot	802.11n (HT40)	Power State 5 Mode B	5	Edge Left	46	5230	95.04%	0.564	20.00	19.84	0.606	0.662	0.205	0.224	
Antenna(s)	RF Exposure Condition	Mode(s)	Power Mode(s)	Dist. (mm)	Test Position(s)	Channel	Freq. (MHz)	Duty Cycle (%)	Area Scan Max. SAR (W/kg)	Max Output Pwr (dBm)	Meas. (dBm)	1-g Meas. (W/kg)	1-g Scaled (W/kg)	10-g Meas. (W/kg)	10-g Scaled (W/kg)	Plot No.
ANT 5	Head	802.11ac (VHT80)	Power State 6 Mode A	0	Left Cheek	42	5210	94.63%	0.031	17.25	16.30	0.021	0.028	0.004	0.005	
ANT 5	Body & Hotspot	802.11ac (VHT80)	Power State 6 Mode B	5	Back	42	5210	94.63%	0.366	15.50	15.50	0.366	0.387	0.111	0.117	
ANT 5	Body & Hotspot	802.11ac (VHT80)	Power State 6 Mode B	5	Front	42	5210	94.63%	0.274	15.50	15.50	0.274	0.290	0.087	0.092	
ANT 5	Hotspot	802.11ac (VHT80)	Power State 6 Mode B	5	Edge Left	42	5210	94.63%	0.171	15.50	15.50	0.191	0.202	0.065	0.069	

Antenna(s)	RF Exposure Condition	Mode(s)	Power Mode(s)	Dist. (mm)	Test Position(s)	Channel	Freq. (MHz)	Duty Cycle (%)	Area Scan Max. SAR (W/kg)	Max Output Pwr (dBm)	Meas. (dBm)	1-g Meas. (W/kg)	1-g Scaled (W/kg)	10-g Meas. (W/kg)	10-g Scaled (W/kg)	Plot No.
ANT 6	Head	802.11n (HT40)	Power State 1 Mode A	0	Left Cheek	54	5270	95.04%	0.065	20.50	19.20					
ANT 6	Head	802.11n (HT40)	Power State 1 Mode A	0	Left Tilt	54	5270	95.04%	0.056	20.50	19.20					
ANT 6	Head	802.11n (HT40)	Power State 1 Mode A	0	Right Cheek	54	5270	95.04%	0.102	20.50	19.20	0.101	0.143	0.022	0.031	
ANT 6	Head	802.11n (HT40)	Power State 1 Mode A	0	Right Tilt	54	5270	95.04%	0.074	20.50	19.20					
ANT 6	Body & Hotspot	802.11ac (VHT80)	Power State 1 Mode B	5	Back	42	5210	94.63%	0.887	13.75	13.10	0.952	1.168	0.266	0.326	103
ANT 6	Body & Hotspot	802.11ac (VHT80)	Power State 1 Mode B	5	Front	42	5210	94.63%	0.011	13.75	13.10	0.002	0.002	0.000	0.000	
ANT 6	Hotspot	802.11ac (VHT80)	Power State 1 Mode B	5	Edge Top	42	5210	94.63%	0.092	13.75	13.10	0.105	0.129	0.038	0.047	
ANT 6	Hotspot	802.11ac (VHT80)	Power State 1 Mode B	5	Edge Left	42	5210	94.63%	0.073	13.75	13.10					
Antenna(s)	RF Exposure Condition	Mode(s)	Power Mode(s)	Dist. (mm)	Test Position(s)	Channel	Freq. (MHz)	Duty Cycle (%)	Area Scan Max. SAR (W/kg)	Max Output Pwr (dBm)	Meas. (dBm)	1-g Meas. (W/kg)	1-g Scaled (W/kg)	10-g Meas. (W/kg)	10-g Scaled (W/kg)	Plot No.
ANT 6	Head	802.11n (HT40)	Power State 4 Mode A	0	Right Cheek	54	5270	95.04%	0.102	20.50	19.20	0.101	0.143	0.022	0.031	
ANT 6	Body & Hotspot	802.11ac (VHT80)	Power State 4 Mode B	5	Back	42	5210	94.63%	0.301	9.75	8.50	0.324	0.457	0.091	0.128	
ANT 6	Body & Hotspot	802.11ac (VHT80)	Power State 4 Mode B	5	Front	42	5210	94.63%	0.001	9.75	8.50	0.003	0.004	0.000	0.000	
ANT 6	Hotspot	802.11ac (VHT80)	Power State 4 Mode B	5	Edge Top	42	5210	94.63%	0.065	9.75	8.50	0.075	0.106	0.046	0.065	
Antenna(s)	RF Exposure Condition	Mode(s)	Power Mode(s)	Dist. (mm)	Test Position(s)	Channel	Freq. (MHz)	Duty Cycle (%)	Area Scan Max. SAR (W/kg)	Max Output Pwr (dBm)	Meas. (dBm)	1-g Meas. (W/kg)	1-g Scaled (W/kg)	10-g Meas. (W/kg)	10-g Scaled (W/kg)	Plot No.
ANT 6	Head	802.11n (HT40)	Power State 5 Mode A	0	Left Cheek	54	5270	95.04%	0.065	20.50	19.20					
ANT 6	Head	802.11n (HT40)	Power State 5 Mode A	0	Left Tilt	54	5270	95.04%	0.056	20.50	19.20					
ANT 6	Head	802.11n (HT40)	Power State 5 Mode A	0	Right Cheek	54	5270	95.04%	0.102	20.50	19.20	0.101	0.143	0.022	0.031	
ANT 6	Head	802.11n (HT40)	Power State 5 Mode A	0	Right Tilt	54	5270	95.04%	0.074	20.50	19.20					
ANT 6	Body & Hotspot	802.11ac (VHT80)	Power State 5 Mode B	5	Back	42	5210	94.63%	0.887	13.25	13.10	0.952	1.041	0.266	0.291	
ANT 6	Body & Hotspot	802.11ac (VHT80)	Power State 5 Mode B	5	Front	42	5210	94.63%	0.011	13.25	13.10	0.002	0.002	0.000	0.000	
ANT 6	Hotspot	802.11ac (VHT80)	Power State 5 Mode B	5	Edge Top	42	5210	94.63%	0.092	13.25	13.10	0.105	0.115	0.038	0.042	
ANT 6	Hotspot	802.11ac (VHT80)	Power State 5 Mode B	5	Edge Left	42	5210	94.63%	0.073	13.25	13.10					
Antenna(s)	RF Exposure Condition	Mode(s)	Power Mode(s)	Dist. (mm)	Test Position(s)	Channel	Freq. (MHz)	Duty Cycle (%)	Area Scan Max. SAR (W/kg)	Max Output Pwr (dBm)	Meas. (dBm)	1-g Meas. (W/kg)	1-g Scaled (W/kg)	10-g Meas. (W/kg)	10-g Scaled (W/kg)	Plot No.
ANT 6	Head	802.11n (HT40)	Power State 6 Mode A	0	Right Cheek	54	5270	95.04%	0.102	20.50	19.20	0.101	0.143	0.022	0.031	
ANT 6	Body & Hotspot	802.11ac (VHT80)	Power State 6 Mode B	5	Back	42	5210	94.63%	0.301	8.75	8.50	0.324	0.363	0.091	0.102	
ANT 6	Body & Hotspot	802.11ac (VHT80)	Power State 6 Mode B	5	Front	42	5210	94.63%	0.001	8.75	8.50	0.003	0.003	0.000	0.000	
ANT 6	Hotspot	802.11ac (VHT80)	Power State 6 Mode B	5	Edge Top	42	5210	94.63%	0.065	8.75	8.50	0.075	0.084	0.046	0.051	

**Notes:**

Power State 2 and 3 maximum output power same as Power State 1

**UNII-2C**

Antenna(s)	RF Exposure Condition	Mode(s)	Power Mode(s)	Dist. (mm)	Test Position(s)	Channel	Freq. (MHz)	Duty Cycle (%)	Area Scan Max. SAR (W/kg)	Max Output Pwr (dBm)	Meas. (dBm)	1-g Meas. (W/kg)	1-g Scaled (W/kg)	10-g Meas. (W/kg)	10-g Scaled (W/kg)	Plot No.
ANT 5	Head	802.11ac (VHT80)	Power State 1 Mode A	0	Left Cheek	122	5610	94.63%	0.024	20.50	20.00	0.021	0.025	0.007	0.008	
ANT 5	Head	802.11ac (VHT80)	Power State 1 Mode A	0	Left Tilt	122	5610	94.63%	0.008	20.50	20.00					
ANT 5	Head	802.11ac (VHT80)	Power State 1 Mode A	0	Right Cheek	122	5610	94.63%	0.018	20.50	20.00					
ANT 5	Head	802.11ac (VHT80)	Power State 1 Mode A	0	Right Tilt	122	5610	94.63%	0.012	20.50	20.00					
ANT 5	Body & Hotspot	802.11ac (VHT80)	Power State 1 Mode B	5	Back	122	5610	94.63%	0.676	19.50	18.35	0.780	1.074	0.254	0.350	
ANT 5	Body & Hotspot	802.11ac (VHT80)	Power State 1 Mode B	5	Back	138	5690	94.63%	0.681	19.50	18.32	0.765	1.061	0.242	0.336	
ANT 5	Body & Hotspot	802.11ac (VHT80)	Power State 1 Mode B	5	Front	122	5610	94.63%	0.635	19.50	18.35	0.690	0.950	0.201	0.277	
ANT 5	Body & Hotspot	802.11ac (VHT80)	Power State 1 Mode B	5	Front	138	5690	94.63%	0.496	19.50	18.32	0.571	0.792	0.149	0.207	
ANT 5	Hotspot	802.11ac (VHT80)	Power State 1 Mode B	5	Edge Bottom	122	5610	94.63%	0.087	19.50	18.35					
ANT 5	Hotspot	802.11ac (VHT80)	Power State 1 Mode B	5	Edge Left	122	5610	94.63%	0.635	19.50	18.35	0.649	0.894	0.226	0.311	
ANT 5	Head	802.11ac (VHT80)	Power State 4 Mode A	0	Left Cheek	122	5610	94.63%	0.019	17.00	15.95	0.018	0.024	0.003	0.004	
ANT 5	Body & Hotspot	802.11ac (VHT160)	Power State 4 Mode B	5	Back	114	5570	90.97%	0.282	15.50	14.49	0.330	0.458	0.109	0.151	
ANT 5	Body & Hotspot	802.11ac (VHT160)	Power State 4 Mode B	5	Front	114	5570	90.97%	0.170	15.50	14.49	0.205	0.284	0.055	0.076	
ANT 5	Head	802.11ac (VHT80)	Power State 5 Mode A	0	Left Cheek	122	5610	94.63%	0.024	20.50	20.00	0.021	0.025	0.007	0.008	
ANT 5	Head	802.11ac (VHT80)	Power State 5 Mode A	0	Left Tilt	122	5610	94.63%	0.008	20.50	20.00					
ANT 5	Head	802.11ac (VHT80)	Power State 5 Mode A	0	Right Cheek	122	5610	94.63%	0.018	20.50	20.00					
ANT 5	Head	802.11ac (VHT80)	Power State 5 Mode A	0	Right Tilt	122	5610	94.63%	0.012	20.50	20.00					
ANT 5	Body & Hotspot	802.11ac (VHT80)	Power State 5 Mode B	5	Back	122	5610	94.63%	0.676	19.00	18.35	0.780	0.957	0.254	0.312	
ANT 5	Body & Hotspot	802.11ac (VHT80)	Power State 5 Mode B	5	Back	138	5690	94.63%	0.681	19.00	18.32	0.765	0.945	0.242	0.299	
ANT 5	Body & Hotspot	802.11ac (VHT80)	Power State 5 Mode B	5	Front	122	5610	94.63%	0.635	19.00	18.35	0.690	0.847	0.201	0.247	
ANT 5	Body & Hotspot	802.11ac (VHT80)	Power State 5 Mode B	5	Front	138	5690	94.63%	0.496	19.00	18.32	0.571	0.706	0.149	0.184	
ANT 5	Hotspot	802.11ac (VHT80)	Power State 5 Mode B	5	Edge Bottom	122	5610	94.63%	0.087	19.00	18.35					
ANT 5	Hotspot	802.11ac (VHT80)	Power State 5 Mode B	5	Edge Left	122	5610	94.63%	0.635	19.00	18.35	0.649	0.797	0.226	0.277	
ANT 5	Head	802.11ac (VHT160)	Power State 6 Mode A	0	Left Cheek	114	5570	90.97%	0.019	16.00	14.49	0.018	0.028	0.003	0.005	
ANT 5	Body & Hotspot	802.11ac (VHT160)	Power State 6 Mode B	5	Back	114	5570	90.97%	0.282	14.50	14.49	0.330	0.364	0.109	0.120	
ANT 5	Body & Hotspot	802.11ac (VHT160)	Power State 6 Mode B	5	Front	114	5570	90.97%	0.170	14.50	14.49	0.205	0.226	0.055	0.061	

**Notes:**

Power State 2 and 3 maximum output power same as Power State 1



Antenna(s)	RF Exposure Condition	Mode(s)	Power Mode(s)	Dist. (mm)	Test Position(s)	Channel	Freq. (MHz)	Duty Cycle (%)	Area Scan Max. SAR (W/kg)	Max Output Pwr (dBm)	Meas. (dBm)	1-g Meas. (W/kg)	1-g Scaled (W/kg)	10-g Meas. (W/kg)	10-g Scaled (W/kg)	Plot No.
ANT 6	Head	802.11ac (VHT80)	Power State 1 Mode A	0	Left Cheek	138	5690	94.63%	0.192	20.50	19.40					
ANT 6	Head	802.11ac (VHT80)	Power State 1 Mode A	0	Left Tilt	138	5690	94.63%	0.231	20.50	19.40	0.229	0.312	0.045	0.061	104
ANT 6	Head	802.11ac (VHT80)	Power State 1 Mode A	0	Right Cheek	138	5690	94.63%	0.145	20.50	19.40					
ANT 6	Head	802.11ac (VHT80)	Power State 1 Mode A	0	Right Tilt	138	5690	94.63%	0.170	20.50	19.40					
ANT 6	Body & Hotspot	802.11ac (VHT160)	Power State 1 Mode B	5	Back	114	5570	90.97%	0.676	13.50	12.85	0.906	1.157	0.264	0.337	105
ANT 6	Body & Hotspot	802.11ac (VHT160)	Power State 1 Mode B	5	Front	114	5570	90.97%	0.006	13.50	12.85	0.008	0.010	0.001	0.001	
ANT 6	Hotspot	802.11ac (VHT160)	Power State 1 Mode B	5	Edge Top	114	5570	90.97%	0.093	13.50	12.85					
ANT 6	Hotspot	802.11ac (VHT160)	Power State 1 Mode B	5	Edge Left	114	5570	90.97%	0.098	13.50	12.85	0.100	0.128	0.038	0.049	
ANT 6	Head	802.11ac (VHT80)	Power State 4 Mode A	0	Left Tilt	138	5690	94.63%	0.231	20.50	19.40	0.229	0.312	0.045	0.061	
ANT 6	Body & Hotspot	802.11ac (VHT160)	Power State 4 Mode B	5	Back	114	5570	90.97%	0.307	9.50	8.50	0.344	0.476	0.094	0.130	
ANT 6	Body & Hotspot	802.11ac (VHT160)	Power State 4 Mode B	5	Front	114	5570	90.97%	0.006	9.50	8.50	0.000	0.000	0.000	0.000	
ANT 6	Hotspot	802.11ac (VHT160)	Power State 4 Mode B	5	Edge Left	114	5570	90.97%	0.043	9.50	8.50	0.053	0.073	0.020	0.028	
ANT 6	Head	802.11ac (VHT80)	Power State 5 Mode A	0	Left Cheek	138	5690	94.63%	0.192	20.50	19.40					
ANT 6	Head	802.11ac (VHT80)	Power State 5 Mode A	0	Left Tilt	138	5690	94.63%	0.231	20.50	19.40	0.229	0.312	0.045	0.061	
ANT 6	Head	802.11ac (VHT80)	Power State 5 Mode A	0	Right Cheek	138	5690	94.63%	0.145	20.50	19.40					
ANT 6	Head	802.11ac (VHT80)	Power State 5 Mode A	0	Right Tilt	138	5690	94.63%	0.170	20.50	19.40					
ANT 6	Body & Hotspot	802.11ac (VHT160)	Power State 5 Mode B	5	Back	114	5570	90.97%	0.676	13.00	12.85	0.906	1.031	0.264	0.300	
ANT 6	Body & Hotspot	802.11ac (VHT160)	Power State 5 Mode B	5	Front	114	5570	90.97%	0.006	13.00	12.85	0.008	0.009	0.001	0.001	
ANT 6	Hotspot	802.11ac (VHT160)	Power State 5 Mode B	5	Edge Top	114	5570	90.97%	0.093	13.00	12.85					
ANT 6	Hotspot	802.11ac (VHT160)	Power State 5 Mode B	5	Edge Left	114	5570	90.97%	0.098	13.00	12.85	0.100	0.114	0.038	0.043	
ANT 6	Head	802.11ac (VHT80)	Power State 6 Mode A	0	Left Tilt	138	5690	94.63%	0.231	20.50	19.40	0.229	0.312	0.045	0.061	
ANT 6	Body & Hotspot	802.11ac (VHT160)	Power State 6 Mode B	5	Back	114	5570	90.97%	0.307	8.50	8.50	0.344	0.378	0.094	0.103	
ANT 6	Body & Hotspot	802.11ac (VHT160)	Power State 6 Mode B	5	Front	114	5570	90.97%	0.006	8.50	8.50	0.000	0.000	0.000	0.000	
ANT 6	Hotspot	802.11ac (VHT160)	Power State 6 Mode B	5	Edge Left	114	5570	90.97%	0.043	8.50	8.50	0.053	0.058	0.020	0.022	

**Notes:**

Power State 2 and 3 maximum output power same as Power State 1

**UNII-3**

Antenna(s)	RF Exposure Condition	Mode(s)	Power Mode(s)	Dist. (mm)	Test Position(s)	Channel	Freq. (MHz)	Duty Cycle (%)	Area Scan Max. SAR (W/kg)	Max Output Pwr (dBm)	Meas. (dBm)	1-g Meas. (W/kg)	1-g Scaled (W/kg)	10-g Meas. (W/kg)	10-g Scaled (W/kg)	Plot No.
ANT 5	Head	802.11ac (VHT80)	Power State 1 Mode A	0	Left Cheek	155	5775	94.63%	0.058	20.50	19.80	0.055	0.068	0.022	0.027	
ANT 5	Head	802.11ac (VHT80)	Power State 1 Mode A	0	Left Tilt	155	5775	94.63%	0.042	20.50	19.80					
ANT 5	Head	802.11ac (VHT80)	Power State 1 Mode A	0	Right Cheek	155	5775	94.63%	0.048	20.50	19.80					
ANT 5	Head	802.11ac (VHT80)	Power State 1 Mode A	0	Right Tilt	155	5775	94.63%	0.021	20.50	19.80					
ANT 5	Body & Hotspot	802.11ac (VHT80)	Power State 1 Mode B	5	Back	155	5775	94.63%	0.585	20.25	19.10	0.742	1.022	0.228	0.314	
ANT 5	Body & Hotspot	802.11ac (VHT80)	Power State 1 Mode B	5	Front	155	5775	94.63%	0.532	20.25	19.10	0.688	0.947	0.203	0.280	
ANT 5	Hotspot	802.11ac (VHT80)	Power State 1 Mode B	5	Edge Bottom	155	5775	94.63%	0.040	20.25	19.10					
ANT 5	Hotspot	802.11ac (VHT80)	Power State 1 Mode B	5	Edge Left	155	5775	94.63%	0.478	20.25	19.10	0.507	0.698	0.170	0.234	
Antenna(s)	RF Exposure Condition	Mode(s)	Power Mode(s)	Dist. (mm)	Test Position(s)	Channel	Freq. (MHz)	Duty Cycle (%)	Area Scan Max. SAR (W/kg)	Max Output Pwr (dBm)	Meas. (dBm)	1-g Meas. (W/kg)	1-g Scaled (W/kg)	10-g Meas. (W/kg)	10-g Scaled (W/kg)	Plot No.
ANT 5	Body & Hotspot	802.11ac (VHT80)	Power State 4 Mode A	5	Left Cheek	155	5775	94.63%	0.024	17.00	15.95	0.019	0.026	0.004	0.005	
ANT 5	Body & Hotspot	802.11ac (VHT80)	Power State 4 Mode B	5	Back	155	5775	94.63%	0.188	16.25	14.75	0.277	0.413	0.084	0.125	
ANT 5	Body & Hotspot	802.11ac (VHT80)	Power State 4 Mode B	5	Front	155	5775	94.63%	0.195	16.25	14.75	0.247	0.369	0.068	0.102	
Antenna(s)	RF Exposure Condition	Mode(s)	Power Mode(s)	Dist. (mm)	Test Position(s)	Channel	Freq. (MHz)	Duty Cycle (%)	Area Scan Max. SAR (W/kg)	Max Output Pwr (dBm)	Meas. (dBm)	1-g Meas. (W/kg)	1-g Scaled (W/kg)	10-g Meas. (W/kg)	10-g Scaled (W/kg)	Plot No.
ANT 5	Head	802.11ac (VHT80)	Power State 5 Mode A	0	Left Cheek	155	5775	94.63%	0.058	20.50	19.80	0.055	0.068	0.022	0.027	
ANT 5	Head	802.11ac (VHT80)	Power State 5 Mode A	0	Left Tilt	155	5775	94.63%	0.042	20.50	19.80					
ANT 5	Head	802.11ac (VHT80)	Power State 5 Mode A	0	Right Cheek	155	5775	94.63%	0.048	20.50	19.80					
ANT 5	Head	802.11ac (VHT80)	Power State 5 Mode A	0	Right Tilt	155	5775	94.63%	0.021	20.50	19.80					
ANT 5	Body & Hotspot	802.11ac (VHT80)	Power State 5 Mode B	5	Back	155	5775	94.63%	0.585	19.75	19.10	0.742	0.911	0.228	0.280	
ANT 5	Body & Hotspot	802.11ac (VHT80)	Power State 5 Mode B	5	Front	155	5775	94.63%	0.532	19.75	19.10	0.688	0.844	0.203	0.249	
ANT 5	Hotspot	802.11ac (VHT80)	Power State 5 Mode B	5	Edge Bottom	155	5775	94.63%	0.040	19.75	19.10					
ANT 5	Hotspot	802.11ac (VHT80)	Power State 5 Mode B	5	Edge Left	155	5775	94.63%	0.478	19.75	19.10	0.507	0.622	0.170	0.209	
Antenna(s)	RF Exposure Condition	Mode(s)	Power Mode(s)	Dist. (mm)	Test Position(s)	Channel	Freq. (MHz)	Duty Cycle (%)	Area Scan Max. SAR (W/kg)	Max Output Pwr (dBm)	Meas. (dBm)	1-g Meas. (W/kg)	1-g Scaled (W/kg)	10-g Meas. (W/kg)	10-g Scaled (W/kg)	Plot No.
ANT 5	Body & Hotspot	802.11ac (VHT80)	Power State 6 Mode A	5	Left Cheek	155	5775	94.63%	0.024	16.00	15.95	0.019	0.020	0.004	0.004	
ANT 5	Body & Hotspot	802.11ac (VHT80)	Power State 6 Mode B	5	Back	155	5775	94.63%	0.188	15.25	14.75	0.277	0.328	0.084	0.100	
ANT 5	Body & Hotspot	802.11ac (VHT80)	Power State 6 Mode B	5	Front	155	5775	94.63%	0.195	15.25	14.75	0.247	0.293	0.068	0.081	

**Notes:**

Power State 2 and 3 maximum output power same as Power State 1

Antenna(s)	RF Exposure Condition	Mode(s)	Power Mode(s)	Dist. (mm)	Test Position(s)	Channel	Freq. (MHz)	Duty Cycle (%)	Area Scan Max. SAR (W/kg)	Max Output Pwr (dBm)	Meas. (dBm)	1-g Meas. (W/kg)	1-g Scaled (W/kg)	10-g Meas. (W/kg)	10-g Scaled (W/kg)	Plot No.
ANT 6	Head	802.11ac (VHT80)	Power State 1 Mode A	0	Left Cheek	155	5775	94.63%	0.223	20.50	19.20					
ANT 6	Head	802.11ac (VHT80)	Power State 1 Mode A	0	Left Tilt	155	5775	94.63%	0.344	20.50	19.20	0.373	0.532	0.105	0.150	106
ANT 6	Head	802.11ac (VHT80)	Power State 1 Mode A	0	Right Cheek	155	5775	94.63%	0.331	20.50	19.20					
ANT 6	Head	802.11ac (VHT80)	Power State 1 Mode A	0	Right Tilt	155	5775	94.63%	0.337	20.50	19.20	0.366	0.522	0.131	0.187	
ANT 6	Body & Hotspot	802.11ac (VHT80)	Power State 1 Mode B	5	Back	155	5775	94.63%	0.689	14.25	13.30	0.850	1.118	0.268	0.352	107
ANT 6	Body & Hotspot	802.11ac (VHT80)	Power State 1 Mode B	5	Front	155	5775	94.63%	0.016	14.25	13.30	0.008	0.011	0.003	0.004	
ANT 6	Hotspot	802.11ac (VHT80)	Power State 1 Mode B	5	Edge Top	155	5775	94.63%	0.109	14.25	13.30	0.111	0.146	0.041	0.054	
ANT 6	Hotspot	802.11ac (VHT80)	Power State 1 Mode B	5	Edge Left	155	5775	94.63%	0.096	14.25	13.30					
Antenna(s)	RF Exposure Condition	Mode(s)	Power Mode(s)	Dist. (mm)	Test Position(s)	Channel	Freq. (MHz)	Duty Cycle (%)	Area Scan Max. SAR (W/kg)	Max Output Pwr (dBm)	Meas. (dBm)	1-g Meas. (W/kg)	1-g Scaled (W/kg)	10-g Meas. (W/kg)	10-g Scaled (W/kg)	Plot No.
ANT 6	Head	802.11ac (VHT80)	Power State 4 Mode A	0	Left Tilt	155	5775	94.63%	0.246	18.00	16.90	0.233	0.317	0.069	0.094	
ANT 6	Body & Hotspot	802.11ac (VHT80)	Power State 4 Mode B	5	Back	155	5775	94.63%	0.290	10.25	9.23	0.339	0.453	0.102	0.136	
ANT 6	Body & Hotspot	802.11ac (VHT80)	Power State 4 Mode B	5	Front	155	5775	94.63%	0.029	10.25	9.23	0.006	0.008	0.001	0.001	
ANT 6	Hotspot	802.11ac (VHT80)	Power State 4 Mode B	5	Edge Top	155	5775	94.63%	0.055	10.25	9.23	0.042	0.056	0.013	0.017	
Antenna(s)	RF Exposure Condition	Mode(s)	Power Mode(s)	Dist. (mm)	Test Position(s)	Channel	Freq. (MHz)	Duty Cycle (%)	Area Scan Max. SAR (W/kg)	Max Output Pwr (dBm)	Meas. (dBm)	1-g Meas. (W/kg)	1-g Scaled (W/kg)	10-g Meas. (W/kg)	10-g Scaled (W/kg)	Plot No.
ANT 6	Head	802.11ac (VHT80)	Power State 5 Mode A	0	Left Cheek	155	5775	94.63%	0.223	20.50	19.20					
ANT 6	Head	802.11ac (VHT80)	Power State 5 Mode A	0	Left Tilt	155	5775	94.63%	0.344	20.50	19.20	0.373	0.532	0.105	0.150	
ANT 6	Head	802.11ac (VHT80)	Power State 5 Mode A	0	Right Cheek	155	5775	94.63%	0.331	20.50	19.20					
ANT 6	Head	802.11ac (VHT80)	Power State 5 Mode A	0	Right Tilt	155	5775	94.63%	0.337	20.50	19.20	0.366	0.522	0.131	0.187	
ANT 6	Body & Hotspot	802.11ac (VHT80)	Power State 5 Mode B	5	Back	155	5775	94.63%	0.689	13.75	13.30	0.850	0.996	0.268	0.314	
ANT 6	Body & Hotspot	802.11ac (VHT80)	Power State 5 Mode B	5	Front	155	5775	94.63%	0.016	13.75	13.30	0.008	0.009	0.003	0.004	
ANT 6	Hotspot	802.11ac (VHT80)	Power State 5 Mode B	5	Edge Top	155	5775	94.63%	0.109	13.75	13.30	0.111	0.130	0.041	0.048	
ANT 6	Hotspot	802.11ac (VHT80)	Power State 5 Mode B	5	Edge Left	155	5775	94.63%	0.096	13.75	13.30					
Antenna(s)	RF Exposure Condition	Mode(s)	Power Mode(s)	Dist. (mm)	Test Position(s)	Channel	Freq. (MHz)	Duty Cycle (%)	Area Scan Max. SAR (W/kg)	Max Output Pwr (dBm)	Meas. (dBm)	1-g Meas. (W/kg)	1-g Scaled (W/kg)	10-g Meas. (W/kg)	10-g Scaled (W/kg)	Plot No.
ANT 6	Head	802.11ac (VHT80)	Power State 6 Mode A	0	Left Tilt	155	5775	94.63%	0.246	17.00	16.90	0.233	0.252	0.069	0.075	
ANT 6	Body & Hotspot	802.11ac (VHT80)	Power State 6 Mode B	5	Back	155	5775	94.63%	0.290	9.25	9.23	0.339	0.360	0.102	0.108	
ANT 6	Body & Hotspot	802.11ac (VHT80)	Power State 6 Mode B	5	Front	155	5775	94.63%	0.029	9.25	9.23	0.006	0.006	0.001	0.001	
ANT 6	Hotspot	802.11ac (VHT80)	Power State 6 Mode B	5	Edge Top	155	5775	94.63%	0.055	9.25	9.23	0.042	0.045	0.013	0.014	

**Notes:**

Power State 2 and 3 maximum output power same as Power State 1

### 10.39. Wi-Fi 6 GHz (U-NII 5-8 Bands)

#### UNII-5

Antenna(s)	RF Exposure Condition	Mode(s)	Power Mode(s)	Dist. (mm)	Test Position(s)	Channel	Freq. (MHz)	Duty Cycle (%)	Area Scan Max. SAR (W/kg)	Max Output Pwr (dBm)	Meas. (dBm)	1-g Meas. (W/kg)	1-g Scaled (W/kg)	10-g Meas. (W/kg)	10-g Scaled (W/kg)	APD Meas. (W/m2)	APD Scaled (W/m2)	Plot No.
ANT 5	Head	802.11ax (HE160)	Power State 1 Mode A	0	Left Cheek	15	6025	94.36%	0.017	15.00	13.50	0.021	0.031	0.010	0.015	0.180	0.269	108
ANT 5	Head	802.11ax (HE160)	Power State 1 Mode A	0	Left Tilt	15	6025	94.36%	0.009	15.00	13.50							
ANT 5	Head	802.11ax (HE160)	Power State 1 Mode A	0	Right Cheek	15	6025	94.36%	0.013	15.00	13.50							
ANT 5	Head	802.11ax (HE160)	Power State 1 Mode A	0	Right Tilt	15	6025	94.36%	0.004	15.00	13.50							
ANT 5	Body & Extremity	802.11ax (HE160)	Power State 1 Mode B	5	Back	15	6025	94.36%	0.215	15.00	13.50	0.231	0.346	0.065	0.097	1.500	2.245	109
ANT 5	Body & Extremity	802.11ax (HE160)	Power State 1 Mode B	5	Front	15	6025	94.36%	0.125	15.00	13.50							
ANT 5	Body & Extremity	802.11ax (HE160)	Power State 1 Mode B	5	Edge Bottom	15	6025	94.36%	0.123	15.00	13.50							
ANT 5	Body & Extremity	802.11ax (HE160)	Power State 1 Mode B	5	Edge Left	15	6025	94.36%	0.122	15.00	13.50							
Antenna(s)	RF Exposure Condition	Mode(s)	Power Mode(s)	Dist. (mm)	Test Position(s)	Channel	Freq. (MHz)	Duty Cycle (%)	Area Scan Max. SAR (W/kg)	Max Output Pwr (dBm)	Meas. (dBm)	1-g Meas. (W/kg)	1-g Scaled (W/kg)	10-g Meas. (W/kg)	10-g Scaled (W/kg)	APD Meas. (W/m2)	APD Scaled (W/m2)	Plot No.
ANT 5	Head	802.11ax (HE160)	Power State 4 Mode A	0	Left Cheek	15	6025	94.36%	0.002	13.00	11.00	0.007	0.012	0.003	0.005	0.061	0.102	
ANT 5	Body & Extremity	802.11ax (HE160)	Power State 4 Mode B	5	Back	15	6025	94.36%	0.057	13.00	11.00	0.075	0.126	0.021	0.035	0.492	0.826	
Antenna(s)	RF Exposure Condition	Mode(s)	Power Mode(s)	Dist. (mm)	Test Position(s)	Channel	Freq. (MHz)	Duty Cycle (%)	Area Scan Max. SAR (W/kg)	Max Output Pwr (dBm)	Meas. (dBm)	1-g Meas. (W/kg)	1-g Scaled (W/kg)	10-g Meas. (W/kg)	10-g Scaled (W/kg)	APD Meas. (W/m2)	APD Scaled (W/m2)	Plot No.
ANT 5	Head	802.11ax (HE160)	Power State 5 Mode A	0	Left Cheek	15	6025	94.36%	0.017	14.50	13.50	0.021	0.028	0.010	0.013	0.180	0.240	
ANT 5	Head	802.11ax (HE160)	Power State 5 Mode A	0	Left Tilt	15	6025	94.36%	0.009	14.50	13.50							
ANT 5	Head	802.11ax (HE160)	Power State 5 Mode A	0	Right Cheek	15	6025	94.36%	0.013	14.50	13.50							
ANT 5	Head	802.11ax (HE160)	Power State 5 Mode A	0	Right Tilt	15	6025	94.36%	0.004	14.50	13.50							
ANT 5	Body & Extremity	802.11ax (HE160)	Power State 5 Mode B	5	Back	15	6025	94.36%	0.215	14.50	13.50	0.231	0.308	0.065	0.087	1.500	2.001	
ANT 5	Body & Extremity	802.11ax (HE160)	Power State 5 Mode B	5	Front	15	6025	94.36%	0.125	14.50	13.50							
ANT 5	Body & Extremity	802.11ax (HE160)	Power State 5 Mode B	5	Edge Bottom	15	6025	94.36%	0.123	14.50	13.50							
ANT 5	Body & Extremity	802.11ax (HE160)	Power State 5 Mode B	5	Edge Left	15	6025	94.36%	0.122	14.50	13.50							
Antenna(s)	RF Exposure Condition	Mode(s)	Power Mode(s)	Dist. (mm)	Test Position(s)	Channel	Freq. (MHz)	Duty Cycle (%)	Area Scan Max. SAR (W/kg)	Max Output Pwr (dBm)	Meas. (dBm)	1-g Meas. (W/kg)	1-g Scaled (W/kg)	10-g Meas. (W/kg)	10-g Scaled (W/kg)	APD Meas. (W/m2)	APD Scaled (W/m2)	Plot No.
ANT 5	Head	802.11ax (HE160)	Power State 6 Mode A	0	Left Cheek	15	6025	94.36%	0.002	12.00	11.00	0.007	0.009	0.003	0.004	0.061	0.081	
ANT 5	Body & Extremity	802.11ax (HE160)	Power State 6 Mode B	5	Back	15	6025	94.36%	0.057	12.00	11.00	0.075	0.100	0.021	0.028	0.492	0.656	
Antenna(s)	RF Exposure Condition	Mode(s)	Power Mode(s)	Dist. (mm)	Test Position(s)	Channel	Freq. (MHz)	Duty Cycle (%)	Area Scan Max. SAR (W/kg)	Max Output Pwr (dBm)	Meas. (dBm)	1-g Meas. (W/kg)	1-g Scaled (W/kg)	10-g Meas. (W/kg)	10-g Scaled (W/kg)	APD Meas. (W/m2)	APD Scaled (W/m2)	Plot No.
ANT 6	Head	802.11ax (HE160)	Power State 1 Mode A	0	Left Cheek	79	6345	94.36%	0.032	9.75	9.00							
ANT 6	Head	802.11ax (HE160)	Power State 1 Mode A	0	Left Tilt	79	6345	94.36%	0.025	9.75	9.00							
ANT 6	Head	802.11ax (HE160)	Power State 1 Mode A	0	Right Cheek	79	6345	94.36%	0.033	9.75	9.00	0.012	0.015	0.005	0.006	0.108	0.136	
ANT 6	Head	802.11ax (HE160)	Power State 1 Mode A	0	Right Tilt	79	6345	94.36%	0.026	9.75	9.00							
ANT 6	Body & Extremity	802.11ax (HE160)	Power State 1 Mode B	5	Back	79	6345	94.36%	0.240	9.75	9.00	0.263	0.331	0.088	0.111	1.760	2.217	
ANT 6	Body & Extremity	802.11ax (HE160)	Power State 1 Mode B	5	Front	79	6345	94.36%	0.000	9.75	9.00							
ANT 6	Body & Extremity	802.11ax (HE160)	Power State 1 Mode B	5	Edge Top	79	6345	94.36%	0.012	9.75	9.00							
ANT 6	Body & Extremity	802.11ax (HE160)	Power State 1 Mode B	5	Edge Left	79	6345	94.36%	0.035	9.75	9.00							
Antenna(s)	RF Exposure Condition	Mode(s)	Power Mode(s)	Dist. (mm)	Test Position(s)	Channel	Freq. (MHz)	Duty Cycle (%)	Area Scan Max. SAR (W/kg)	Max Output Pwr (dBm)	Meas. (dBm)	1-g Meas. (W/kg)	1-g Scaled (W/kg)	10-g Meas. (W/kg)	10-g Scaled (W/kg)	APD Meas. (W/m2)	APD Scaled (W/m2)	Plot No.
ANT 6	Head	802.11ax (HE160)	Power State 4 Mode A	0	Right Cheek	79	6345	94.36%	0.021	8.25	6.94	0.004	0.006	0.001	0.001	0.025	0.036	
ANT 6	Body & Extremity	802.11ax (HE160)	Power State 4 Mode B	5	Back	79	6345	94.36%	0.081	8.25	6.94	0.111	0.111	0.037	0.037	0.748	0.748	
Antenna(s)	RF Exposure Condition	Mode(s)	Power Mode(s)	Dist. (mm)	Test Position(s)	Channel	Freq. (MHz)	Duty Cycle (%)	Area Scan Max. SAR (W/kg)	Max Output Pwr (dBm)	Meas. (dBm)	1-g Meas. (W/kg)	1-g Scaled (W/kg)	10-g Meas. (W/kg)	10-g Scaled (W/kg)	APD Meas. (W/m2)	APD Scaled (W/m2)	Plot No.
ANT 6	Head	802.11ax (HE160)	Power State 5 Mode A	0	Left Cheek	79	6345	94.36%	0.032	9.25	9.00							
ANT 6	Head	802.11ax (HE160)	Power State 5 Mode A	0	Left Tilt	79	6345	94.36%	0.025	9.25	9.00							
ANT 6	Head	802.11ax (HE160)	Power State 5 Mode A	0	Right Cheek	79	6345	94.36%	0.033	9.25	9.00	0.012	0.013	0.005	0.006	0.108	0.121	
ANT 6	Head	802.11ax (HE160)	Power State 5 Mode A	0	Right Tilt	79	6345	94.36%	0.026	9.25	9.00							
ANT 6	Body & Extremity	802.11ax (HE160)	Power State 5 Mode B	5	Back	79	6345	94.36%	0.240	9.25	9.00	0.263	0.295	0.088	0.099	1.760	1.976	
ANT 6	Body & Extremity	802.11ax (HE160)	Power State 5 Mode B	5	Front	79	6345	94.36%	0.000	9.25	9.00							
ANT 6	Body & Extremity	802.11ax (HE160)	Power State 5 Mode B	5	Edge Top	79	6345	94.36%	0.012	9.25	9.00							
ANT 6	Body & Extremity	802.11ax (HE160)	Power State 5 Mode B	5	Edge Left	79	6345	94.36%	0.035	9.25	9.00							
Antenna(s)	RF Exposure Condition	Mode(s)	Power Mode(s)	Dist. (mm)	Test Position(s)	Channel	Freq. (MHz)	Duty Cycle (%)	Area Scan Max. SAR (W/kg)	Max Output Pwr (dBm)	Meas. (dBm)	1-g Meas. (W/kg)	1-g Scaled (W/kg)	10-g Meas. (W/kg)	10-g Scaled (W/kg)	APD Meas. (W/m2)	APD Scaled (W/m2)	Plot No.
ANT 6	Head	802.11ax (HE160)	Power State 6 Mode A	0	Right Cheek	79	6345	94.36%	0.021	7.25	6.94	0.004	0.005	0.001	0.001	0.025	0.028	
ANT 6	Body & Extremity	802.11ax (HE160)	Power State 6 Mode B	5	Back	79	6345	94.36%	0.081	7.25	6.94	0.111	0.111	0.037	0.037	0.748	0.748	

**Note(s):**

To comply with KDB 941225 D07 v01r02 and KDB 648474 D04 v01r03, 1-g SAR testing was performed on the higher Maximum Output Power between SP and LPI power at a separation distance of 5 mm to exclude 10-g SAR for all non-Head exposure conditions where the transmitter distance to surface is within 25 mm. Thus, Body-worn and Extremity were amalgamated into one exposure condition using 1-g SAR at 5 mm to confirm compliance. 1-g SAR on the higher Maximum Output Power between SP and LPI power, at a separation distance of 5 mm, is a more conservative representation than 10-g SAR at 0 mm. Therefore, SAR Testing for VLP is covered.

**UNII-6**

Antenna(s)	RF Exposure Condition	Mode(s)	Power Mode(s)	Dist. (mm)	Test Position(s)	Channel	Freq. (MHz)	Duty Cycle (%)	Area Scan Max. SAR (W/kg)	Max Output Pwr (dBm)	Meas. (dBm)	1-g Meas. (W/kg)	1-g Scaled (W/kg)	10-g Meas. (W/kg)	10-g Scaled (W/kg)	APD Meas. (W/m <sup>2</sup> )	APD Scaled (W/m <sup>2</sup> )	Plot No.
ANT 5	Head	802.11ax (HE160)	Power State 1 Mode A	0	Left Cheek	111	6505	94.36%	0.011	14.25	13.00	0.000	0.000	0.000	0.000	0.000	0.000	
ANT 5	Head	802.11ax (HE160)	Power State 1 Mode A	0	Left Tilt	111	6505	94.36%	0.003	14.25	13.00							
ANT 5	Head	802.11ax (HE160)	Power State 1 Mode A	0	Right Cheek	111	6505	94.36%	0.001	14.25	13.00							
ANT 5	Head	802.11ax (HE160)	Power State 1 Mode A	0	Right Tilt	111	6505	94.36%	0.002	14.25	13.00							
ANT 5	Body & Extremity	802.11ax (HE160)	Power State 1 Mode B	5	Back	111	6505	94.36%	0.225	14.25	13.00	0.266	0.376	0.078	0.110	1.810	2.558	110
ANT 5	Body & Extremity	802.11ax (HE160)	Power State 1 Mode B	5	Front	111	6505	94.36%	0.088	14.25	13.00							
ANT 5	Body & Extremity	802.11ax (HE160)	Power State 1 Mode B	5	Edge Bottom	111	6505	94.36%	0.055	14.25	13.00							
ANT 5	Body & Extremity	802.11ax (HE160)	Power State 1 Mode B	5	Edge Left	111	6505	94.36%	0.102	14.25	13.00							
Antenna(s)	RF Exposure Condition	Mode(s)	Power Mode(s)	Dist. (mm)	Test Position(s)	Channel	Freq. (MHz)	Duty Cycle (%)	Area Scan Max. SAR (W/kg)	Max Output Pwr (dBm)	Meas. (dBm)	1-g Meas. (W/kg)	1-g Scaled (W/kg)	10-g Meas. (W/kg)	10-g Scaled (W/kg)	APD Meas. (W/m <sup>2</sup> )	APD Scaled (W/m <sup>2</sup> )	Plot No.
ANT 5	Head	802.11ax (HE160)	Power State 4 Mode A	0	Left Cheek	111	6505	94.36%	0.002	12.25	10.25	0.000	0.000	0.000	0.000	0.000	0.000	
ANT 5	Body & Extremity	802.11ax (HE160)	Power State 4 Mode B	5	Back	111	6505	94.36%	0.107	12.25	10.25	0.115	0.193	0.035	0.059	0.802	1.347	
Antenna(s)	RF Exposure Condition	Mode(s)	Power Mode(s)	Dist. (mm)	Test Position(s)	Channel	Freq. (MHz)	Duty Cycle (%)	Area Scan Max. SAR (W/kg)	Max Output Pwr (dBm)	Meas. (dBm)	1-g Meas. (W/kg)	1-g Scaled (W/kg)	10-g Meas. (W/kg)	10-g Scaled (W/kg)	APD Meas. (W/m <sup>2</sup> )	APD Scaled (W/m <sup>2</sup> )	Plot No.
ANT 5	Head	802.11ax (HE160)	Power State 5 Mode A	0	Left Cheek	111	6505	94.36%	0.011	13.75	13.00	0.000	0.000	0.000	0.000	0.000	0.000	
ANT 5	Head	802.11ax (HE160)	Power State 5 Mode A	0	Left Tilt	111	6505	94.36%	0.003	13.75	13.00							
ANT 5	Head	802.11ax (HE160)	Power State 5 Mode A	0	Right Cheek	111	6505	94.36%	0.001	13.75	13.00							
ANT 5	Head	802.11ax (HE160)	Power State 5 Mode A	0	Right Tilt	111	6505	94.36%	0.002	13.75	13.00							
ANT 5	Body & Extremity	802.11ax (HE160)	Power State 5 Mode B	5	Back	111	6505	94.36%	0.225	13.75	13.00	0.266	0.335	0.078	0.098	1.810	2.280	
ANT 5	Body & Extremity	802.11ax (HE160)	Power State 5 Mode B	5	Front	111	6505	94.36%	0.088	13.75	13.00							
ANT 5	Body & Extremity	802.11ax (HE160)	Power State 5 Mode B	5	Edge Bottom	111	6505	94.36%	0.055	13.75	13.00							
ANT 5	Body & Extremity	802.11ax (HE160)	Power State 5 Mode B	5	Edge Left	111	6505	94.36%	0.102	13.75	13.00							
Antenna(s)	RF Exposure Condition	Mode(s)	Power Mode(s)	Dist. (mm)	Test Position(s)	Channel	Freq. (MHz)	Duty Cycle (%)	Area Scan Max. SAR (W/kg)	Max Output Pwr (dBm)	Meas. (dBm)	1-g Meas. (W/kg)	1-g Scaled (W/kg)	10-g Meas. (W/kg)	10-g Scaled (W/kg)	APD Meas. (W/m <sup>2</sup> )	APD Scaled (W/m <sup>2</sup> )	Plot No.
ANT 5	Head	802.11ax (HE160)	Power State 6 Mode A	0	Left Cheek	111	6505	94.36%	0.002	11.25	10.25	0.000	0.000	0.000	0.000	0.000	0.000	
ANT 5	Body & Extremity	802.11ax (HE160)	Power State 6 Mode B	5	Back	111	6505	94.36%	0.107	11.25	10.25	0.115	0.153	0.035	0.047	0.802	1.070	
Antenna(s)	RF Exposure Condition	Mode(s)	Power Mode(s)	Dist. (mm)	Test Position(s)	Channel	Freq. (MHz)	Duty Cycle (%)	Area Scan Max. SAR (W/kg)	Max Output Pwr (dBm)	Meas. (dBm)	1-g Meas. (W/kg)	1-g Scaled (W/kg)	10-g Meas. (W/kg)	10-g Scaled (W/kg)	APD Meas. (W/m <sup>2</sup> )	APD Scaled (W/m <sup>2</sup> )	Plot No.
ANT 6	Head	802.11ax (HE160)	Power State 1 Mode A	0	Left Cheek	111	6505	94.36%	0.012	10.75	10.25							
ANT 6	Head	802.11ax (HE160)	Power State 1 Mode A	0	Left Tilt	111	6505	94.36%	0.003	10.75	10.25							
ANT 6	Head	802.11ax (HE160)	Power State 1 Mode A	0	Right Cheek	111	6505	94.36%	0.004	10.75	10.25							
ANT 6	Head	802.11ax (HE160)	Power State 1 Mode A	0	Right Tilt	111	6505	94.36%	0.025	10.75	10.25	0.008	0.010	0.003	0.004	0.059	0.070	111
ANT 6	Body & Extremity	802.11ax (HE160)	Power State 1 Mode B	5	Back	111	6505	94.36%	0.221	10.75	10.25	0.269	0.320	0.095	0.113	1.910	2.271	
ANT 6	Body & Extremity	802.11ax (HE160)	Power State 1 Mode B	5	Front	111	6505	94.36%	0.010	10.75	10.25							
ANT 6	Body & Extremity	802.11ax (HE160)	Power State 1 Mode B	5	Edge Top	111	6505	94.36%	0.018	10.75	10.25							
ANT 6	Body & Extremity	802.11ax (HE160)	Power State 1 Mode B	5	Edge Left	111	6505	94.36%	0.042	10.75	10.25							
Antenna(s)	RF Exposure Condition	Mode(s)	Power Mode(s)	Dist. (mm)	Test Position(s)	Channel	Freq. (MHz)	Duty Cycle (%)	Area Scan Max. SAR (W/kg)	Max Output Pwr (dBm)	Meas. (dBm)	1-g Meas. (W/kg)	1-g Scaled (W/kg)	10-g Meas. (W/kg)	10-g Scaled (W/kg)	APD Meas. (W/m <sup>2</sup> )	APD Scaled (W/m <sup>2</sup> )	Plot No.
ANT 6	Head	802.11ax (HE160)	Power State 4 Mode A	0	Right Tilt	111	6505	94.36%	0.000	9.25	7.30	0.003	0.005	0.002	0.003	0.034	0.056	
ANT 6	Body & Extremity	802.11ax (HE160)	Power State 4 Mode B	5	Back	111	6505	94.36%	0.100	9.25	7.30	0.117	0.194	0.042	0.070	0.842	1.398	
Antenna(s)	RF Exposure Condition	Mode(s)	Power Mode(s)	Dist. (mm)	Test Position(s)	Channel	Freq. (MHz)	Duty Cycle (%)	Area Scan Max. SAR (W/kg)	Max Output Pwr (dBm)	Meas. (dBm)	1-g Meas. (W/kg)	1-g Scaled (W/kg)	10-g Meas. (W/kg)	10-g Scaled (W/kg)	APD Meas. (W/m <sup>2</sup> )	APD Scaled (W/m <sup>2</sup> )	Plot No.
ANT 6	Head	802.11ax (HE160)	Power State 5 Mode A	0	Left Cheek	111	6505	94.36%	0.012	10.25	10.25							
ANT 6	Head	802.11ax (HE160)	Power State 5 Mode A	0	Left Tilt	111	6505	94.36%	0.003	10.25	10.25							
ANT 6	Head	802.11ax (HE160)	Power State 5 Mode A	0	Right Cheek	111	6505	94.36%	0.004	10.25	10.25							
ANT 6	Head	802.11ax (HE160)	Power State 5 Mode A	0	Right Tilt	111	6505	94.36%	0.025	10.25	10.25	0.008	0.008	0.003	0.003	0.059	0.063	
ANT 6	Body & Extremity	802.11ax (HE160)	Power State 5 Mode B	5	Back	111	6505	94.36%	0.221	10.25	10.25	0.269	0.285	0.095	0.101	1.910	2.024	
ANT 6	Body & Extremity	802.11ax (HE160)	Power State 5 Mode B	5	Front	111	6505	94.36%	0.010	10.25	10.25							
ANT 6	Body & Extremity	802.11ax (HE160)	Power State 5 Mode B	5	Edge Top	111	6505	94.36%	0.018	10.25	10.25							
ANT 6	Body & Extremity	802.11ax (HE160)	Power State 5 Mode B	5	Edge Left	111	6505	94.36%	0.042	10.25	10.25							
Antenna(s)	RF Exposure Condition	Mode(s)	Power Mode(s)	Dist. (mm)	Test Position(s)	Channel	Freq. (MHz)	Duty Cycle (%)	Area Scan Max. SAR (W/kg)	Max Output Pwr (dBm)	Meas. (dBm)	1-g Meas. (W/kg)	1-g Scaled (W/kg)	10-g Meas. (W/kg)	10-g Scaled (W/kg)	APD Meas. (W/m <sup>2</sup> )	APD Scaled (W/m <sup>2</sup> )	Plot No.
ANT 6	Head	802.11ax (HE160)	Power State 6 Mode A	0	Right Tilt	111	6505	94.36%	0.000	8.25	7.30	0.003	0.004	0.002	0.003	0.034	0.045	
ANT 6	Body & Extremity	802.11ax (HE160)	Power State 6 Mode B	5	Back	111	6505	94.36%	0.100	8.25	7.30	0.117	0.154	0.042	0.055	0.842	1.111	

**Note(s):**

To comply with KDB 941225 D07 v01r02 and KDB 648474 D04 v01r03, 1-g SAR testing was performed on the higher Maximum Output Power between SP and LPI power at a separation distance of 5 mm to exclude 10-g SAR for all non-Head exposure conditions where the transmitter distance to surface is within 25 mm. Thus, Body-worn and Extremity were amalgamated into one exposure condition using 1-g SAR at 5 mm to confirm compliance. 1-g SAR on the higher Maximum Output Power between SP and LPI power, at a separation distance of 5 mm, is a more conservative representation than 10-g SAR at 0 mm. Therefore, SAR Testing for VLP is covered.

UNII-7

Antenna(s)	RF Exposure Condition	Mode(s)	Power Mode(s)	Dist. (mm)	Test Position(s)	Channel	Freq. (MHz)	Duty Cycle (%)	Area Scan Max. SAR (W/kg)	Max Output Pwr (dBm)	Meas. (dBm)	1-g Meas. (W/kg)	1-g Scaled (W/kg)	10-g Meas. (W/kg)	10-g Scaled (W/kg)	APD Meas. (W/m2)	APD Scaled (W/m2)	Pilot No.
ANT 5	Head	802.11ax (HE160)	Power State 1 Mode A	0	Left Cheek	143	6665	94.36%	0.012	14.25	13.00	0.003	0.004	0.001	0.001	0.036	0.051	
ANT 5	Head	802.11ax (HE160)	Power State 1 Mode A	0	Left Tilt	143	6665	94.36%	0.004	14.25	13.00							
ANT 5	Head	802.11ax (HE160)	Power State 1 Mode A	0	Right Cheek	143	6665	94.36%	0.003	14.25	13.00							
ANT 5	Head	802.11ax (HE160)	Power State 1 Mode A	0	Right Tilt	143	6665	94.36%	0.003	14.25	13.00							
ANT 5	Body & Extremity	802.11ax (HE160)	Power State 1 Mode B	5	Back	143	6665	94.36%	0.223	14.25	13.00	0.252	0.356	0.080	0.113	1.830	2.586	113
ANT 5	Body & Extremity	802.11ax (HE160)	Power State 1 Mode B	5	Front	143	6665	94.36%	0.074	14.25	13.00							
ANT 5	Body & Extremity	802.11ax (HE160)	Power State 1 Mode B	5	Edge Bottom	143	6665	94.36%	0.098	14.25	13.00							
ANT 5	Body & Extremity	802.11ax (HE160)	Power State 1 Mode B	5	Edge Left	143	6665	94.36%	0.079	14.25	13.00							
ANT 5	Head	802.11ax (HE160)	Power State 4 Mode A	0	Left Cheek	143	6665	94.36%	0.005	12.25	10.25	0.000	0.000	0.000	0.000	0.000	0.000	
ANT 5	Body & Extremity	802.11ax (HE160)	Power State 4 Mode B	5	Back	143	6665	94.36%	0.071	12.25	10.25	0.093	0.156	0.027	0.045	0.622	1.045	
ANT 5	Head	802.11ax (HE160)	Power State 5 Mode A	0	Left Cheek	143	6665	94.36%	0.012	13.75	13.00	0.003	0.004	0.001	0.001	0.036	0.045	
ANT 5	Head	802.11ax (HE160)	Power State 5 Mode A	0	Left Tilt	143	6665	94.36%	0.004	13.75	13.00							
ANT 5	Head	802.11ax (HE160)	Power State 5 Mode A	0	Right Cheek	143	6665	94.36%	0.003	13.75	13.00							
ANT 5	Head	802.11ax (HE160)	Power State 5 Mode A	0	Right Tilt	143	6665	94.36%	0.003	13.75	13.00							
ANT 5	Body & Extremity	802.11ax (HE160)	Power State 5 Mode B	5	Back	143	6665	94.36%	0.223	13.75	13.00	0.252	0.317	0.080	0.101	1.830	2.305	
ANT 5	Body & Extremity	802.11ax (HE160)	Power State 5 Mode B	5	Front	143	6665	94.36%	0.074	13.75	13.00							
ANT 5	Body & Extremity	802.11ax (HE160)	Power State 5 Mode B	5	Edge Bottom	143	6665	94.36%	0.098	13.75	13.00							
ANT 5	Body & Extremity	802.11ax (HE160)	Power State 5 Mode B	5	Edge Left	143	6665	94.36%	0.079	13.75	13.00							
ANT 5	Head	802.11ax (HE160)	Power State 6 Mode A	0	Left Cheek	143	6665	94.36%	0.005	11.25	10.25	0.000	0.000	0.000	0.000	0.000	0.000	
ANT 5	Body & Extremity	802.11ax (HE160)	Power State 6 Mode B	5	Back	143	6665	94.36%	0.071	11.25	10.25	0.093	0.124	0.027	0.036	0.622	0.830	
ANT 6	Head	802.11ax (HE160)	Power State 1 Mode A	0	Left Cheek	175	6825	94.36%	0.023	12.25	12.00							
ANT 6	Head	802.11ax (HE160)	Power State 1 Mode A	0	Left Tilt	175	6825	94.36%	0.038	12.25	12.00	0.008	0.009	0.002	0.002	0.043	0.048	112
ANT 6	Head	802.11ax (HE160)	Power State 1 Mode A	0	Right Cheek	175	6825	94.36%	0.010	12.25	12.00							
ANT 6	Head	802.11ax (HE160)	Power State 1 Mode A	0	Right Tilt	175	6825	94.36%	0.013	12.25	12.00							
ANT 6	Body & Extremity	802.11ax (HE160)	Power State 1 Mode B	5	Back	175	6825	94.36%	0.350	12.25	12.00	0.374	0.420	0.128	0.144	2.550	2.863	
ANT 6	Body & Extremity	802.11ax (HE160)	Power State 1 Mode B	5	Front	175	6825	94.36%	0.016	12.25	12.00	0.003	0.003	0.001	0.001	0.027	0.030	
ANT 6	Body & Extremity	802.11ax (HE160)	Power State 1 Mode B	5	Edge Top	175	6825	94.36%	0.030	12.25	12.00							
ANT 6	Body & Extremity	802.11ax (HE160)	Power State 1 Mode B	5	Edge Left	175	6825	94.36%	0.050	12.25	12.00	0.056	0.063	0.024	0.027	0.473	0.531	
ANT 6	Head	802.11ax (HE160)	Power State 4 Mode A	0	Left Tilt	175	6825	94.36%	0.005	10.75	9.00	0.000	0.000	0.000	0.000	0.000	0.000	
ANT 6	Body & Extremity	802.11ax (HE160)	Power State 4 Mode B	5	Back	175	6825	94.36%	0.090	10.75	9.00	0.097	0.154	0.036	0.057	0.713	1.131	
ANT 6	Head	802.11ax (HE160)	Power State 5 Mode A	0	Left Cheek	175	6825	94.36%	0.023	11.75	10.70							
ANT 6	Head	802.11ax (HE160)	Power State 5 Mode A	0	Left Tilt	175	6825	94.36%	0.038	11.75	10.70	0.003	0.004	0.001	0.001	0.025	0.034	
ANT 6	Head	802.11ax (HE160)	Power State 5 Mode A	0	Right Cheek	175	6825	94.36%	0.010	11.75	10.70							
ANT 6	Head	802.11ax (HE160)	Power State 5 Mode A	0	Right Tilt	175	6825	94.36%	0.013	11.75	10.70							
ANT 6	Body & Extremity	802.11ax (HE160)	Power State 5 Mode B	5	Back	175	6825	94.36%	0.350	11.75	10.70	0.155	0.209	0.059	0.080	1.180	1.593	
ANT 6	Body & Extremity	802.11ax (HE160)	Power State 5 Mode B	5	Front	175	6825	94.36%	0.016	11.75	10.70							
ANT 6	Body & Extremity	802.11ax (HE160)	Power State 5 Mode B	5	Edge Top	175	6825	94.36%	0.030	11.75	10.70							
ANT 6	Body & Extremity	802.11ax (HE160)	Power State 5 Mode B	5	Edge Left	175	6825	94.36%	0.050	11.75	10.70							
ANT 6	Head	802.11ax (HE160)	Power State 6 Mode A	0	Left Tilt	175	6825	94.36%	0.005	9.75	9.00	0.000	0.000	0.000	0.000	0.000	0.000	
ANT 6	Body & Extremity	802.11ax (HE160)	Power State 6 Mode B	5	Back	175	6825	94.36%	0.090	9.75	9.00	0.097	0.122	0.036	0.045	0.713	0.898	

Note(s):

To comply with KDB 941225 D07 v01r02 and KDB 648474 D04 v01r03, 1-g SAR testing was performed on the higher Maximum Output Power between SP and LPI power at a separation distance of 5 mm to exclude 10-g SAR for all non-Head exposure conditions where the transmitter distance to surface is within 25 mm. Thus, Body-worn and Extremity were amalgamated into one exposure condition using 1-g SAR at 5 mm to confirm compliance. 1-g SAR on the higher Maximum Output Power between SP and LPI power, at a separation distance of 5 mm, is a more conservative representation than 10-g SAR at 0 mm. Therefore, SAR Testing for VLP is covered.

**UNII-8**

Antenna(s)	RF Exposure Condition	Mode(s)	Power Mode(s)	Dist. (mm)	Test Position(s)	Channel	Freq. (MHz)	Duty Cycle (%)	Area Scan Max. SAR (W/kg)	Max Output Pwr (dBm)	Meas. (dBm)	1-g Meas. (W/kg)	1-g Scaled (W/kg)	10-g Meas. (W/kg)	10-g Scaled (W/kg)	APD Meas. (W/m <sup>2</sup> )	APD Scaled (W/m <sup>2</sup> )	Pilot No.
ANT 5	Head	802.11ax (HE160)	Power State 1 Mode A	0	Left Cheek	207	6985	94.36%	0.006	14.75	13.50	0.006	0.008	0.002	0.003	0.064	0.090	
ANT 5	Head	802.11ax (HE160)	Power State 1 Mode A	0	Left Tilt	207	6985	94.36%	0.000	14.75	13.50							
ANT 5	Head	802.11ax (HE160)	Power State 1 Mode A	0	Right Cheek	207	6985	94.36%	0.000	14.75	13.50							
ANT 5	Head	802.11ax (HE160)	Power State 1 Mode A	0	Right Tilt	207	6985	94.36%	0.002	14.75	13.50							
ANT 5	Body & Extremity	802.11ax (HE160)	Power State 1 Mode B	5	Back	207	6985	94.36%	0.192	14.75	13.50	0.207	0.293	0.068	0.096	1.570	2.219	
ANT 5	Body & Extremity	802.11ax (HE160)	Power State 1 Mode B	5	Front	207	6985	94.36%	0.108	14.75	13.50							
ANT 5	Body & Extremity	802.11ax (HE160)	Power State 1 Mode B	5	Edge Bottom	207	6985	94.36%	0.113	14.75	13.50							
ANT 5	Body & Extremity	802.11ax (HE160)	Power State 1 Mode B	5	Edge Left	207	6985	94.36%	0.058	14.75	13.50							
ANT 5	Head	802.11ax (HE160)	Power State 4 Mode A	0	Left Cheek	207	6985	94.36%	0.010	12.75	10.75	0.000	0.000	0.000	0.000	0.000	0.000	
ANT 5	Body & Extremity	802.11ax (HE160)	Power State 4 Mode B	5	Back	207	6985	94.36%	0.085	12.75	10.75	0.102	0.171	0.036	0.060	0.806	1.354	
ANT 5	Head	802.11ax (HE160)	Power State 5 Mode A	0	Left Cheek	207	6985	94.36%	0.006	14.25	13.50	0.006	0.008	0.002	0.003	0.064	0.081	
ANT 5	Head	802.11ax (HE160)	Power State 5 Mode A	0	Left Tilt	207	6985	94.36%	0.000	14.25	13.50							
ANT 5	Head	802.11ax (HE160)	Power State 5 Mode A	0	Right Cheek	207	6985	94.36%	0.000	14.25	13.50							
ANT 5	Head	802.11ax (HE160)	Power State 5 Mode A	0	Right Tilt	207	6985	94.36%	0.002	14.25	13.50							
ANT 5	Body & Extremity	802.11ax (HE160)	Power State 5 Mode B	5	Back	207	6985	94.36%	0.192	14.25	13.50	0.207	0.261	0.068	0.086	1.570	1.977	
ANT 5	Body & Extremity	802.11ax (HE160)	Power State 5 Mode B	5	Front	207	6985	94.36%	0.108	14.25	13.50							
ANT 5	Body & Extremity	802.11ax (HE160)	Power State 5 Mode B	5	Edge Bottom	207	6985	94.36%	0.113	14.25	13.50							
ANT 5	Body & Extremity	802.11ax (HE160)	Power State 5 Mode B	5	Edge Left	207	6985	94.36%	0.058	14.25	13.50							
ANT 5	Head	802.11ax (HE160)	Power State 6 Mode A	0	Left Cheek	207	6985	94.36%	0.010	11.75	10.75	0.000	0.000	0.000	0.000	0.000	0.000	
ANT 5	Body & Extremity	802.11ax (HE160)	Power State 6 Mode B	5	Back	207	6985	94.36%	0.085	11.75	10.75	0.102	0.136	0.036	0.048	0.806	1.075	
ANT 6	Head	802.11ax (HE160)	Power State 1 Mode A	0	Left Cheek	207	6985	94.36%	0.024	12.25	12.20							
ANT 6	Head	802.11ax (HE160)	Power State 1 Mode A	0	Left Tilt	207	6985	94.36%	0.031	12.25	12.20							
ANT 6	Head	802.11ax (HE160)	Power State 1 Mode A	0	Right Cheek	207	6985	94.36%	0.027	12.25	12.20							
ANT 6	Head	802.11ax (HE160)	Power State 1 Mode A	0	Right Tilt	207	6985	94.36%	0.037	12.25	12.20	0.015	0.016	0.006	0.006	0.114	0.122	114
ANT 6	Body & Extremity	802.11ax (HE160)	Power State 1 Mode B	5	Back	207	6985	94.36%	0.246	12.25	12.20	0.535	0.574	0.166	0.178	3.320	3.559	115
ANT 6	Body & Extremity	802.11ax (HE160)	Power State 1 Mode B	5	Front	207	6985	94.36%	0.022	12.25	12.20	0.003	0.003	0.001	0.001	0.026	0.028	
ANT 6	Body & Extremity	802.11ax (HE160)	Power State 1 Mode B	5	Edge Left	207	6985	94.36%	0.053	12.25	12.20	0.046	0.049	0.021	0.023	0.413	0.443	
ANT 6	Head	802.11ax (HE160)	Power State 4 Mode A	0	Right Tilt	207	6985	94.36%	0.012	10.75	9.75	0.009	0.012	0.005	0.007	0.100	0.133	
ANT 6	Body & Extremity	802.11ax (HE160)	Power State 4 Mode B	5	Back	207	6985	94.36%	0.219	10.75	9.75	0.234	0.312	0.071	0.095	1.410	1.881	
ANT 6	Head	802.11ax (HE160)	Power State 5 Mode A	0	Left Cheek	207	6985	94.36%	0.024	11.75	10.90							
ANT 6	Head	802.11ax (HE160)	Power State 5 Mode A	0	Left Tilt	207	6985	94.36%	0.031	11.75	10.90							
ANT 6	Head	802.11ax (HE160)	Power State 5 Mode A	0	Right Cheek	207	6985	94.36%	0.027	11.75	10.90							
ANT 6	Head	802.11ax (HE160)	Power State 5 Mode A	0	Right Tilt	207	6985	94.36%	0.037	11.75	10.90	0.011	0.014	0.003	0.004	0.068	0.088	
ANT 6	Body & Extremity	802.11ax (HE160)	Power State 5 Mode B	5	Back	207	6985	94.36%	0.246	11.75	10.90	0.286	0.369	0.094	0.121	1.870	2.410	
ANT 6	Body & Extremity	802.11ax (HE160)	Power State 5 Mode B	5	Front	207	6985	94.36%	0.022	11.75	10.90							
ANT 6	Body & Extremity	802.11ax (HE160)	Power State 5 Mode B	5	Edge Top	207	6985	94.36%	0.033	11.75	10.90							
ANT 6	Body & Extremity	802.11ax (HE160)	Power State 5 Mode B	5	Edge Left	207	6985	94.36%	0.053	11.75	10.90							
ANT 6	Head	802.11ax (HE160)	Power State 6 Mode A	0	Right Tilt	207	6985	94.36%	0.012	9.75	9.75	0.009	0.010	0.005	0.005	0.100	0.106	
ANT 6	Body & Extremity	802.11ax (HE160)	Power State 6 Mode B	5	Back	207	6985	94.36%	0.219	9.75	9.75	0.234	0.248	0.071	0.075	1.410	1.494	

**Note(s):**

To comply with KDB 941225 D07 v01r02 and KDB 648474 D04 v01r03, 1-g SAR testing was performed on the higher Maximum Output Power between SP and LPI power at a separation distance of 5 mm to exclude 10-g SAR for all non-Head exposure conditions where the transmitter distance to surface is within 25 mm. Thus, Body-worn and Extremity were amalgamated into one exposure condition using 1-g SAR at 5 mm to confirm compliance. 1-g SAR on the higher Maximum Output Power between SP and LPI power, at a separation distance of 5 mm, is a more conservative representation than 10-g SAR at 0 mm. Therefore, SAR Testing for VLP is covered.

### 10.40. Wi-Fi 6 GHz (U-NII 5-8 Bands) Power Density

Per TCB workshop October 2018, 4 cm<sup>2</sup> averaging area is considered.

psPD value (mW/cm<sup>2</sup>) used the psPD<sub>tot+</sub> avg value (W/m<sup>2</sup>) of test result plot.

#### Wi-Fi 6GHz Test Rationale:

- Following KDB 388624 D02 Pre-Approval Guidance List v18r05, Appendix OVER6G Step 4:
  - The process of steps 3.1 to 3.4 shall be repeated for at least five channels, at the channel center frequency, selected to cover uniformly the largest frequency ranges used in the device, between 5925 MHz and 7125 MHz, and consistent with KDB Publication 248227 test configuration provisions.
- Following KDB 248227 D01 802.11 Wi-Fi SAR v02r02, §4:
  - When the same maximum power is specified for multiple transmission modes in a frequency band, the largest channel bandwidth, lowest order modulation, lowest data rate and lowest order 802.11a/ax/be mode is used for SAR measurement, on the highest measured output power channel in the initial test configuration, for each frequency band.
- No channels that could transmit below 6GHz were selected for testing to use the PTP-PR Test Methodology.
- The initial test position for iPD was determined using the worst-case 1-g SAR, please refer to §10.39.

#### iPDn Investigation Results

RF Exposure Conditions	Transmitter	Power Mode	Test Position	U-NI Band	Ch No.	Freq. (MHz)	Mode	Duty Cycle (%)	TuP Limit (dBm)	Meas. (dBm)	Uncertainty Scaling Factor	Grid Step Size (λ)	Dist. (mm)	iPD	Meas. psPD <sub>u</sub> (W/m <sup>2</sup> )	Scaled psPD <sub>u</sub> (W/m <sup>2</sup> )	Grid Step Size (λ)	Dist. (mm)	iPD	Meas. psPD <sub>u</sub> (W/m <sup>2</sup> )	Scaled psPD <sub>u</sub> (W/m <sup>2</sup> )	Criterion 1: s-1	Criterion 2: 10% of Limit
Body & Hotspot	ANT 6	Power State 1	Back	U-NI-5	47	6185.0	802.11ax (160 MHz)	94.36%	9.75	9.00	1.581	0.0410	2	4.770	3.31	6.219	0.2500	9.694	5.560	1.360	2.555	-0.666	Continue to 2. Full Testing
Body & Hotspot	ANT 6	Power State 1	Back	U-NI-6	207	6985.0	802.11ax (160 MHz)	94.36%	12.00	11.00	1.564	0.0410	2	5.14	3.55	6.990	0.2500	8.584	5.780	1.320	2.599	-0.510	Continue to 2. Full Testing

#### Note(s):

MU scaling applied due to total uncertainty (1.52 dB, 41.9%) exceeds the 30% budget. Scaling applied for the amount exceeding the 30% budget (11.9%).

#### PTP-PR PD Results

RF Exposure Conditions	Transmitter	Power Mode	Test Position	U-NI Band	Ch No.	Freq. (MHz)	Mode	Duty Cycle (%)	TuP Limit (dBm)	Meas. (dBm)	Uncertainty Scaling Factor	Grid Step Size (λ)	Dist. (mm)	Meas. psPD <sub>u</sub> (mW/cm <sup>2</sup> )	Scaled psPD <sub>u</sub> (mW/cm <sup>2</sup> )	Meas. psPD <sub>u</sub> (mW/cm <sup>2</sup> )	Scaled psPD <sub>u</sub> (mW/cm <sup>2</sup> )	Plot No.
Body & Hotspot	ANT 5	Power State 1	Back	U-NI-5	15	6025.0	802.11ax (160 MHz)	94.36%	15.00	13.50	1.584	0.0410	2	0.21	0.468	0.25	0.559	.
Body & Hotspot	ANT 5	Power State 1	Back	U-NI-5	47	6185.0	802.11ax (160 MHz)	94.36%	14.50	13.00	1.581	0.0410	2	0.22	0.491	0.25	0.552	.
Body & Hotspot	ANT 5	Power State 1	Back	U-NI-6	111	6505.0	802.11ax (160 MHz)	94.36%	14.25	13.00	1.574	0.0410	2	0.27	0.575	0.33	0.684	.
Body & Hotspot	ANT 5	Power State 1	Back	U-NI-7	143	6665.0	802.11ax (160 MHz)	94.36%	14.25	13.00	1.571	0.0410	2	0.23	0.473	0.27	0.559	.
Body & Hotspot	ANT 5	Power State 1	Back	U-NI-8	207	6985.0	802.11ax (160 MHz)	94.36%	14.75	13.50	1.564	0.0410	2	0.28	0.580	0.33	<b>0.692</b>	.
Body & Hotspot	ANT 5	Power State 1	Front	U-NI-8	207	6985.0	802.11ax (160 MHz)	94.36%	14.50	13.70	1.564	0.0410	2	0.019	0.036	0.022	0.042	.
Body & Hotspot	ANT 5	Power State 1	Edge Top	U-NI-8	207	6985.0	802.11ax (160 MHz)	94.36%	14.50	13.70	1.564	0.0410	2	0.017	0.032	0.017	0.032	.
Body & Hotspot	ANT 5	Power State 1	Edge Right	U-NI-8	207	6985.0	802.11ax (160 MHz)	94.36%	14.50	13.70	1.564	0.0410	2	0.010	0.019	0.011	0.020	.
Body & Hotspot	ANT 5	Power State 1	Edge Bottom	U-NI-8	207	6985.0	802.11ax (160 MHz)	94.36%	14.50	13.70	1.564	0.0410	2	0.045	0.084	0.048	0.091	.
Body & Hotspot	ANT 5	Power State 1	Edge Left	U-NI-8	207	6985.0	802.11ax (160 MHz)	94.36%	14.50	13.70	1.564	0.0410	2	0.039	0.074	0.043	0.081	.
Body & Hotspot	ANT 6	Power State 1	Back	U-NI-5	47	6185.0	802.11ax (160 MHz)	94.36%	9.50	8.70	1.581	0.0410	2	0.27	0.521	0.36	0.677	.
Body & Hotspot	ANT 6	Power State 1	Back	U-NI-5	79	6345.0	802.11ax (160 MHz)	94.36%	9.75	9.00	1.577	0.0410	2	0.29	0.551	0.36	0.681	.
Body & Hotspot	ANT 6	Power State 1	Back	U-NI-6	111	6505.0	802.11ax (160 MHz)	94.36%	10.75	10.25	1.574	0.0410	2	0.30	0.537	0.35	0.618	.
Body & Hotspot	ANT 6	Power State 1	Back	U-NI-7	175	6825.0	802.11ax (160 MHz)	94.36%	12.25	12.00	1.567	0.0410	2	0.37	0.621	0.40	0.671	.
Body & Hotspot	ANT 6	Power State 1	Back	U-NI-8	207	6985.0	802.11ax (160 MHz)	94.36%	12.25	12.20	1.564	0.0410	2	0.37	0.589	0.44	<b>0.695</b>	129
Body & Hotspot	ANT 6	Power State 1	Front	U-NI-8	207	6985.0	802.11ax (160 MHz)	94.36%	13.30	13.25	1.564	0.0410	2	0.024	0.037	0.024	0.038	.
Body & Hotspot	ANT 6	Power State 1	Edge Top	U-NI-8	207	6985.0	802.11ax (160 MHz)	94.36%	13.30	13.25	1.564	0.0410	2	0.033	0.051	0.037	0.058	.
Body & Hotspot	ANT 6	Power State 1	Edge Right	U-NI-8	207	6985.0	802.11ax (160 MHz)	94.36%	13.30	13.25	1.564	0.0410	2	0.031	0.048	0.031	0.049	.
Body & Hotspot	ANT 6	Power State 1	Edge Bottom	U-NI-8	207	6985.0	802.11ax (160 MHz)	94.36%	13.30	13.25	1.564	0.0410	2	0.004	0.007	0.005	0.008	.
Body & Hotspot	ANT 6	Power State 1	Edge Left	U-NI-8	207	6985.0	802.11ax (160 MHz)	94.36%	13.30	13.25	1.564	0.0410	2	0.059	0.093	0.062	0.098	.



### 10.41. Bluetooth 2.4GHz

Antenna(s)	RF Exposure Condition	Mode(s)	Power Mode(s)	Dist. (mm)	Test Position(s)	Channel	Freq. (MHz)	Max Output Pwr (dBm)	Meas. (dBm)	1-g Meas. (W/kg)	1-g Scaled (W/kg)	10-g Meas. (W/kg)	10-g Scaled (W/kg)	Plot No.
ANT 3	Head	GFSK (BDR)	PStandalone Mode A	0	Left Cheek	39	2441	20.0	19.0	0.009	0.011	0.004	0.005	
ANT 3	Head	GFSK (BDR)	PStandalone Mode A	0	Left Tilt	39	2441	20.0	19.0	0.006	0.008	0.002	0.003	
ANT 3	Head	GFSK (BDR)	PStandalone Mode A	0	Right Cheek	39	2441	20.0	19.0	0.017	0.021	0.009	0.011	
ANT 3	Head	GFSK (BDR)	PStandalone Mode A	0	Right Tilt	39	2441	20.0	19.0	0.004	0.005	0.002	0.003	
ANT 3	Body & Hotspot	GFSK (BDR)	PStandalone Mode B	5	Back	39	2441	20.0	19.0	0.271	0.341	0.139	0.175	
ANT 3	Body & Hotspot	GFSK (BDR)	PStandalone Mode B	5	Front	39	2441	20.0	19.0	0.192	0.242	0.102	0.128	
ANT 3	Hotspot	GFSK (BDR)	PStandalone Mode B	5	Edge Bottom	39	2441	20.0	19.0	0.412	0.519	0.191	0.240	
ANT 3	Hotspot	GFSK (BDR)	PStandalone Mode B	5	Edge Left	39	2441	20.0	19.0	0.087	0.110	0.037	0.047	
Antenna(s)	RF Exposure Condition	Mode(s)	Power Mode(s)	Dist. (mm)	Test Position(s)	Channel	Freq. (MHz)	Max Output Pwr (dBm)	Meas. (dBm)	1-g Meas. (W/kg)	1-g Scaled (W/kg)	10-g Meas. (W/kg)	10-g Scaled (W/kg)	Plot No.
ANT 4	Head	GFSK (BDR)	PStandalone Mode A	0	Left Cheek	0	2402	19.0	18.4	0.792	0.907	0.389	0.446	
ANT 4	Head	GFSK (BDR)	PStandalone Mode A	0	Left Cheek	39	2441	19.0	18.6	0.816	0.901	0.413	0.456	
ANT 4	Head	GFSK (BDR)	PStandalone Mode A	0	Left Cheek	78	2480	19.0	18.2	0.838	1.001	0.415	0.496	117
ANT 4	Head	GFSK (BDR)	PStandalone Mode A	0	Left Tilt	39	2441	19.0	18.6	0.455	0.502	0.211	0.233	
ANT 4	Head	GFSK (BDR)	PStandalone Mode A	0	Right Cheek	39	2441	19.0	18.6	0.327	0.361	0.178	0.197	
ANT 4	Head	GFSK (BDR)	PStandalone Mode A	0	Right Tilt	39	2441	19.0	18.6	0.140	0.155	0.077	0.085	
ANT 4	Body & Hotspot	GFSK (BDR)	PStandalone Mode B	5	Back	39	2441	19.5	19.3	0.597	0.625	0.319	0.334	118
ANT 4	Body & Hotspot	GFSK (BDR)	PStandalone Mode B	5	Front	39	2441	19.5	19.3	0.419	0.439	0.220	0.230	
ANT 4	Hotspot	GFSK (BDR)	PStandalone Mode B	5	Edge Top	39	2441	19.5	19.3	0.169	0.177	0.068	0.071	
ANT 4	Hotspot	GFSK (BDR)	PStandalone Mode B	5	Edge Right	39	2441	19.5	19.3	0.498	0.521	0.228	0.239	
Antenna(s)	RF Exposure Condition	Mode(s)	Power Mode(s)	Dist. (mm)	Test Position(s)	Channel	Freq. (MHz)	Max Output Pwr (dBm)	Meas. (dBm)	1-g Meas. (W/kg)	1-g Scaled (W/kg)	10-g Meas. (W/kg)	10-g Scaled (W/kg)	Plot No.
ANT 3	Head	GFSK (BDR)	PHigh Mode A	0	Right Cheek	39	2441	19.5	19.0	0.017	0.019	0.009	0.010	
ANT 3	Body & Hotspot	GFSK (BDR)	PHigh Mode B	5	Back	39	2441	17.0	15.5	0.115	0.162	0.058	0.082	
ANT 3	Hotspot	GFSK (BDR)	PHigh Mode B	5	Edge Bottom	39	2441	17.0	15.5	0.176	0.249	0.081	0.114	
Antenna(s)	RF Exposure Condition	Mode(s)	Power Mode(s)	Dist. (mm)	Test Position(s)	Channel	Freq. (MHz)	Max Output Pwr (dBm)	Meas. (dBm)	1-g Meas. (W/kg)	1-g Scaled (W/kg)	10-g Meas. (W/kg)	10-g Scaled (W/kg)	Plot No.
ANT 4	Head	GFSK (BDR)	PHigh Mode A	0	Left Cheek	0	2402	14.5	13.0	0.257	0.363	0.131	0.185	
ANT 4	Body & Hotspot	GFSK (BDR)	PHigh Mode B	5	Back	78	2480	16.0	14.7	0.274	0.370	0.143	0.193	
ANT 4	Hotspot	GFSK (BDR)	PHigh Mode B	5	Edge Right	78	2480	16.0	14.7	0.245	0.330	0.113	0.152	
Antenna(s)	RF Exposure Condition	Mode(s)	Power Mode(s)	Dist. (mm)	Test Position(s)	Channel	Freq. (MHz)	Max Output Pwr (dBm)	Meas. (dBm)	1-g Meas. (W/kg)	1-g Scaled (W/kg)	10-g Meas. (W/kg)	10-g Scaled (W/kg)	Plot No.
ANT 3	Head	GFSK (BDR)	PMid Mode A	0	Right Cheek	Mid	2441	18.5	17.2	0.017	0.023	0.009	0.012	
ANT 3	Body & Hotspot	GFSK (BDR)	PMid Mode B	5	Back	Mid	2441	16.0	14.7	0.110	0.150	0.060	0.082	
ANT 3	Hotspot	GFSK (BDR)	PMid Mode B	5	Edge Bottom	Mid	2441	16.0	14.7	0.142	0.194	0.067	0.091	
Antenna(s)	RF Exposure Condition	Mode(s)	Power Mode(s)	Dist. (mm)	Test Position(s)	Channel	Freq. (MHz)	Max Output Pwr (dBm)	Meas. (dBm)	1-g Meas. (W/kg)	1-g Scaled (W/kg)	10-g Meas. (W/kg)	10-g Scaled (W/kg)	Plot No.
ANT 4	Head	GFSK (BDR)	PMid Mode A	0	Left Cheek	Mid	2441	11.5	10.1	0.090	0.124	0.045	0.062	
ANT 4	Body & Hotspot	GFSK (BDR)	PMid Mode B	5	Back	Mid	2441	11.5	10.1	0.089	0.123	0.044	0.061	
ANT 4	Hotspot	GFSK (BDR)	PMid Mode B	5	Edge Right	Mid	2441	11.5	10.1	0.067	0.092	0.031	0.043	
Antenna(s)	RF Exposure Condition	Mode(s)	Power Mode(s)	Dist. (mm)	Test Position(s)	Channel	Freq. (MHz)	Max Output Pwr (dBm)	Meas. (dBm)	1-g Meas. (W/kg)	1-g Scaled (W/kg)	10-g Meas. (W/kg)	10-g Scaled (W/kg)	Plot No.
ANT 3	Head	GFSK (BDR)	PLow Mode A	0	Right Cheek	Mid	2441	14.0	12.1	0.000	0.000	0.000	0.000	
ANT 3	Body & Hotspot	GFSK (BDR)	PLow Mode B	5	Back	Mid	2441	11.0	9.7	0.034	0.046	0.016	0.022	
ANT 3	Hotspot	GFSK (BDR)	PLow Mode B	5	Edge Bottom	Mid	2441	11.0	9.7	0.045	0.061	0.020	0.027	
Antenna(s)	RF Exposure Condition	Mode(s)	Power Mode(s)	Dist. (mm)	Test Position(s)	Channel	Freq. (MHz)	Max Output Pwr (dBm)	Meas. (dBm)	1-g Meas. (W/kg)	1-g Scaled (W/kg)	10-g Meas. (W/kg)	10-g Scaled (W/kg)	Plot No.
ANT 4	Head	GFSK (BDR)	PLow Mode A	0	Left Cheek	Mid	2441	8.5	7.6	0.054	0.066	0.025	0.031	
ANT 4	Body & Hotspot	GFSK (BDR)	PLow Mode B	5	Back	Mid	2441	10.0	8.8	0.043	0.057	0.023	0.030	
ANT 4	Hotspot	GFSK (BDR)	PLow Mode B	5	Edge Right	Mid	2441	10.0	8.8	0.048	0.063	0.021	0.028	

### 10.42. NB UNII

#### UNII-1

Antenna(s)	RF Exposure Condition	Mode(s)	Power Mode(s)	Dist. (mm)	Test Position(s)	Channel	Freq. (MHz)	Max Output Pwr (dBm)	Meas. (dBm)	1-g Meas. (W/kg)	1-g Scaled (W/kg)	10-g Meas. (W/kg)	10-g Scaled (W/kg)	Plot No.
ANT 5	Head	$\pi/4$ DQPSK (HDR8)	PStandalone Mode A	0	Left Cheek	Mid	5204	14.00	12.80	0.000	0.000	0.000	0.000	
ANT 5	Head	$\pi/4$ DQPSK (HDR8)	PStandalone Mode A	0	Left Tilt	Mid	5204	14.00	12.80	0.000	0.000	0.000	0.000	
ANT 5	Head	$\pi/4$ DQPSK (HDR8)	PStandalone Mode A	0	Right Cheek	Mid	5204	14.00	12.80	0.000	0.000	0.000	0.000	
ANT 5	Head	$\pi/4$ DQPSK (HDR8)	PStandalone Mode A	0	Right Tilt	Mid	5204	14.00	12.80	0.000	0.000	0.000	0.000	
ANT 5	Body & Hotspot	$\pi/4$ DQPSK (HDR8)	PStandalone Mode B	5	Back	Mid	5204	14.00	12.80	0.126	0.166	0.024	0.032	
ANT 5	Body & Hotspot	$\pi/4$ DQPSK (HDR8)	PStandalone Mode B	5	Front	Mid	5204	14.00	12.80	0.075	0.099	0.011	0.015	
ANT 5	Hotspot	$\pi/4$ DQPSK (HDR8)	PStandalone Mode B	5	Edge Bottom	Mid	5204	14.00	12.80	0.000	0.000	0.000	0.000	
ANT 5	Hotspot	$\pi/4$ DQPSK (HDR8)	PStandalone Mode B	5	Edge Left	Mid	5204	14.00	12.80	0.065	0.086	0.008	0.011	
Antenna(s)	RF Exposure Condition	Mode(s)	Power Mode(s)	Dist. (mm)	Test Position(s)	Channel	Freq. (MHz)	Max Output Pwr (dBm)	Meas. (dBm)	1-g Meas. (W/kg)	1-g Scaled (W/kg)	10-g Meas. (W/kg)	10-g Scaled (W/kg)	Plot No.
ANT 5	Body & Hotspot	$\pi/4$ DQPSK (HDR4)	PLow Mode B	5	Back	Mid	5204	11.50	10.40	0.076	0.098	0.010	0.013	
Antenna(s)	RF Exposure Condition	Mode(s)	Power Mode(s)	Dist. (mm)	Test Position(s)	Channel	Freq. (MHz)	Max Output Pwr (dBm)	Meas. (dBm)	1-g Meas. (W/kg)	1-g Scaled (W/kg)	10-g Meas. (W/kg)	10-g Scaled (W/kg)	Plot No.
ANT 6	Head	$\pi/4$ DQPSK (HDR8)	PStandalone Mode A	0	Left Cheek	Mid	5204	14.0	13.3	0.011	<b>0.013</b>	0.000	0.000	119
ANT 6	Head	$\pi/4$ DQPSK (HDR8)	PStandalone Mode A	0	Left Tilt	Mid	5204	14.0	13.3	0.000	0.000	0.000	0.000	
ANT 6	Head	$\pi/4$ DQPSK (HDR8)	PStandalone Mode A	0	Right Cheek	Mid	5204	14.0	13.3	0.000	0.000	0.000	0.000	
ANT 6	Head	$\pi/4$ DQPSK (HDR8)	PStandalone Mode A	0	Right Tilt	Mid	5204	14.0	13.3	0.006	0.007	0.000	0.000	
ANT 6	Body & Hotspot	$\pi/4$ DQPSK (HDR8)	PStandalone Mode B	5	Back	Mid	5204	14.0	13.3	0.577	<b>0.678</b>	0.163	0.192	120
ANT 6	Body & Hotspot	$\pi/4$ DQPSK (HDR8)	PStandalone Mode B	5	Front	Mid	5204	14.0	13.3	0.005	0.006	0.000	0.000	
ANT 6	Hotspot	$\pi/4$ DQPSK (HDR8)	PStandalone Mode B	5	Edge Top	Mid	5204	14.0	13.3	0.071	0.083	0.012	0.014	
ANT 6	Hotspot	$\pi/4$ DQPSK (HDR8)	PStandalone Mode B	5	Edge Left	Mid	5204	14.0	13.3	0.051	0.060	0.001	0.001	
Antenna(s)	RF Exposure Condition	Mode(s)	Power Mode(s)	Dist. (mm)	Test Position(s)	Channel	Freq. (MHz)	Max Output Pwr (dBm)	Meas. (dBm)	1-g Meas. (W/kg)	1-g Scaled (W/kg)	10-g Meas. (W/kg)	10-g Scaled (W/kg)	Plot No.
ANT 6	Body & Hotspot	GFSK (BDR)	PHigh Mode B	5	Back	Mid	5204	10.0	8.9	0.248	0.321	0.064	0.083	
Antenna(s)	RF Exposure Condition	Mode(s)	Power Mode(s)	Dist. (mm)	Test Position(s)	Channel	Freq. (MHz)	Max Output Pwr (dBm)	Meas. (dBm)	1-g Meas. (W/kg)	1-g Scaled (W/kg)	10-g Meas. (W/kg)	10-g Scaled (W/kg)	Plot No.
ANT 6	Body & Hotspot	GFSK (BDR)	PMid Mode B	5	Back	Mid	5204	6.5	5.5	0.103	0.131	0.023	0.029	
Antenna(s)	RF Exposure Condition	Mode(s)	Power Mode(s)	Dist. (mm)	Test Position(s)	Channel	Freq. (MHz)	Max Output Pwr (dBm)	Meas. (dBm)	1-g Meas. (W/kg)	1-g Scaled (W/kg)	10-g Meas. (W/kg)	10-g Scaled (W/kg)	Plot No.
ANT 6	Body & Hotspot	GFSK (BDR)	PLow Mode B	5	Back	Mid	5204	4.0	3.3	0.064	0.075	0.015	0.023	

**Notes:**

ANT 5 Power Mode A for P<sub>high</sub>, P<sub>mid</sub>, P<sub>low</sub> is all leverageable from P<sub>Standalone</sub> due to low SAR values.  
 ANT 5 Power Mode B for P<sub>high</sub>, P<sub>mid</sub> is the same as P<sub>Standalone</sub>.  
 ANT 6 Power Mode A for P<sub>high</sub>, P<sub>mid</sub>, P<sub>low</sub> is the same as P<sub>Standalone</sub>.

**UNII-3**

Antenna(s)	RF Exposure Condition	Mode(s)	Power Mode(s)	Dist. (mm)	Test Position(s)	Channel	Freq. (MHz)	Max Output Pwr (dBm)	Meas. (dBm)	1-g Meas. (W/kg)	1-g Scaled (W/kg)	10-g Meas. (W/kg)	10-g Scaled (W/kg)	Plot No.
ANT 5	Head	GFSK (BDR)	PStandalone Mode A	0	Left Cheek	Mid	5789	14.50	12.98	0.000	0.000	0.000	0.000	
ANT 5	Head	GFSK (BDR)	PStandalone Mode A	0	Left Tilt	Mid	5789	14.50	12.98	0.000	0.000	0.000	0.000	
ANT 5	Head	GFSK (BDR)	PStandalone Mode A	0	Right Cheek	Mid	5789	14.50	12.98	0.000	0.000	0.000	0.000	
ANT 5	Head	GFSK (BDR)	PStandalone Mode A	0	Right Tilt	Mid	5789	14.50	12.98	0.000	0.000	0.000	0.000	
ANT 5	Body & Hotspot	GFSK (BDR)	PStandalone Mode B	5	Back	Mid	5789	14.50	12.98	0.107	0.152	0.028	0.040	
ANT 5	Body & Hotspot	GFSK (BDR)	PStandalone Mode B	5	Front	Mid	5789	14.50	12.98	0.107	0.152	0.024	0.034	
ANT 5	Hotspot	GFSK (BDR)	PStandalone Mode B	5	Edge Bottom	Mid	5789	14.50	12.98	0.016	0.023	0.002	0.003	
ANT 5	Hotspot	GFSK (BDR)	PStandalone Mode B	5	Edge Left	Mid	5789	14.50	12.98	0.079	0.112	0.023	0.033	
Antenna(s)	RF Exposure Condition	Mode(s)	Power Mode(s)	Dist. (mm)	Test Position(s)	Channel	Freq. (MHz)	Max Output Pwr (dBm)	Meas. (dBm)	1-g Meas. (W/kg)	1-g Scaled (W/kg)	10-g Meas. (W/kg)	10-g Scaled (W/kg)	Plot No.
ANT 5	Body & Hotspot	GFSK (BDR)	PMid Mode B	5	Back	Mid	5789	12.00	11.00	0.053	0.067	0.010	0.013	
ANT 5	Hotspot	GFSK (BDR)	PMid Mode B	5	Edge Left	Mid	5789	12.00	11.00	0.070	0.088	0.018	0.023	
Antenna(s)	RF Exposure Condition	Mode(s)	Power Mode(s)	Dist. (mm)	Test Position(s)	Channel	Freq. (MHz)	Max Output Pwr (dBm)	Meas. (dBm)	1-g Meas. (W/kg)	1-g Scaled (W/kg)	10-g Meas. (W/kg)	10-g Scaled (W/kg)	Plot No.
ANT 5	Body & Hotspot	GFSK (BDR)	PLow Mode B	5	Back	Mid	5789	10.00	8.60	0.034	0.047	0.003	0.004	
ANT 5	Hotspot	GFSK (BDR)	PLow Mode B	5	Edge Left	Mid	5789	10.00	8.60	0.036	0.050	0.006	0.008	
Antenna(s)	RF Exposure Condition	Mode(s)	Power Mode(s)	Dist. (mm)	Test Position(s)	Channel	Freq. (MHz)	Max Output Pwr (dBm)	Meas. (dBm)	1-g Meas. (W/kg)	1-g Scaled (W/kg)	10-g Meas. (W/kg)	10-g Scaled (W/kg)	Plot No.
ANT 6	Head	GFSK (BDR)	PStandalone Mode A	0	Left Cheek	Mid	5789	14.5	14.2	0.116	0.124	0.026	0.028	
ANT 6	Head	GFSK (BDR)	PStandalone Mode A	0	Left Tilt	Mid	5789	14.5	14.2	0.179	<b>0.192</b>	0.045	0.048	121
ANT 6	Head	GFSK (BDR)	PStandalone Mode A	0	Right Cheek	Mid	5789	14.5	14.2	0.118	0.126	0.040	0.043	
ANT 6	Head	GFSK (BDR)	PStandalone Mode A	0	Right Tilt	Mid	5789	14.5	14.2	0.150	0.161	0.048	0.051	
ANT 6	Body & Hotspot	GFSK (BDR)	PStandalone Mode B	5	Back	Mid	5789	14.5	14.2	0.699	<b>0.749</b>	0.215	0.230	122
ANT 6	Body & Hotspot	GFSK (BDR)	PStandalone Mode B	5	Front	Mid	5789	14.5	14.2	0.024	0.026	0.008	0.009	
ANT 6	Hotspot	GFSK (BDR)	PStandalone Mode B	5	Edge Top	Mid	5789	14.5	14.2	0.120	0.129	0.041	0.044	
ANT 6	Hotspot	GFSK (BDR)	PStandalone Mode B	5	Edge Left	Mid	5789	14.5	14.2	0.096	0.103	0.035	0.038	
Antenna(s)	RF Exposure Condition	Mode(s)	Power Mode(s)	Dist. (mm)	Test Position(s)	Channel	Freq. (MHz)	Max Output Pwr (dBm)	Meas. (dBm)	1-g Meas. (W/kg)	1-g Scaled (W/kg)	10-g Meas. (W/kg)	10-g Scaled (W/kg)	Plot No.
ANT 6	Body & Hotspot	GFSK (BDR)	PHigh Mode B	5	Back	Mid	5789	10.5	9.5	0.228	0.290	0.069	0.088	
Antenna(s)	RF Exposure Condition	Mode(s)	Power Mode(s)	Dist. (mm)	Test Position(s)	Channel	Freq. (MHz)	Max Output Pwr (dBm)	Meas. (dBm)	1-g Meas. (W/kg)	1-g Scaled (W/kg)	10-g Meas. (W/kg)	10-g Scaled (W/kg)	Plot No.
ANT 6	Body & Hotspot	GFSK (BDR)	PMid Mode B	5	Back	Mid	5789	7.0	5.6	0.067	0.092	0.016	0.022	
Antenna(s)	RF Exposure Condition	Mode(s)	Power Mode(s)	Dist. (mm)	Test Position(s)	Channel	Freq. (MHz)	Max Output Pwr (dBm)	Meas. (dBm)	1-g Meas. (W/kg)	1-g Scaled (W/kg)	10-g Meas. (W/kg)	10-g Scaled (W/kg)	Plot No.
ANT 6	Head	GFSK (BDR)	PLow Mode A	0	Left Tilt	Mid	5789	12.0	11.1	0.017	0.021	0.001	0.001	
ANT 6	Body & Hotspot	GFSK (BDR)	PLow Mode B	5	Back	Mid	5789	4.5	3.2	0.060	0.081	0.020	0.027	

**Notes:**

ANT 5 Power Mode A for P<sub>high</sub>, P<sub>mid</sub>, P<sub>low</sub> is all leverageable from P<sub>Standalone</sub> due to low SAR values.  
 ANT 5 Power Mode B for P<sub>high</sub> is the same as P<sub>Standalone</sub>.  
 ANT 6 Power Mode A for P<sub>high</sub>, P<sub>mid</sub> is the same as P<sub>Standalone</sub>.

### 10.43. MSS (Mobile Satellite Service)

Antenna(s)	RF Exposure Condition	Mode(s)	Power Mode(s)	Dist. (mm)	Test Position(s)	Channel	Freq. (MHz)	Max Output Pwr (dBm)	Meas. (dBm)	1-g Meas. (W/kg)	1-g Scaled (W/kg)	10-g Meas. (W/kg)	10-g Scaled (W/kg)	Plot No.
ANT 1	Extremity	1-PRB SC-FDMA	Mode B	0	Back	262316	1610.1	25.8	24.5	3.810	5.140	1.770	2.388	123
ANT 1	Extremity	1-PRB SC-FDMA	Mode B	0	Back	262391	1617.6	25.8	24.6	3.840	5.062	1.780	2.346	
ANT 1	Extremity	1-PRB SC-FDMA	Mode B	0	Back	262466	1625.1	25.8	24.5	3.690	4.978	1.680	2.266	
ANT 1	Extremity	1-PRB SC-FDMA	Mode B	0	Front	262391	1617.6	25.8	24.6	2.020	2.663	0.989	1.304	
ANT 1	Extremity	1-PRB SC-FDMA	Mode B	0	Edge Right	262391	1617.6	25.8	24.6	2.680	3.533	0.970	1.279	
ANT 1	Extremity	1-PRB SC-FDMA	Mode B	0	Edge Bottom	262391	1617.6	25.8	24.6	1.110	1.463	0.416	0.548	
ANT 1	Extremity	1-PRB SC-FDMA	Mode B	0	Edge Left	262391	1617.6	25.8	24.6	0.163	0.215	0.046	0.061	
Antenna(s)	RF Exposure Condition	Mode(s)	Power Mode(s)	Dist. (mm)	Test Position(s)	Channel	Freq. (MHz)	Max Output Pwr (dBm)	Meas. (dBm)	1-g Meas. (W/kg)	1-g Scaled (W/kg)	10-g Meas. (W/kg)	10-g Scaled (W/kg)	Plot No.
ANT 4	Extremity	1-PRB SC-FDMA	Mode B	0	Back	262391	1617.6	23.5	21.9	1.690	2.443	0.810	1.171	
ANT 4	Extremity	1-PRB SC-FDMA	Mode B	0	Front	262316	1610.1	23.5	22.0	3.320	4.690	1.440	2.034	
ANT 4	Extremity	1-PRB SC-FDMA	Mode B	0	Front	262391	1617.6	23.5	21.9	3.490	5.045	1.520	2.197	
ANT 4	Extremity	1-PRB SC-FDMA	Mode B	0	Front	262466	1625.1	23.5	22.3	3.200	4.218	1.380	1.819	
ANT 4	Extremity	1-PRB SC-FDMA	Mode B	0	Edge Top	262391	1617.6	23.5	21.9	0.687	0.993	0.251	0.363	
ANT 4	Extremity	1-PRB SC-FDMA	Mode B	0	Edge Right	262391	1617.6	23.5	21.9	1.610	2.327	0.569	0.822	

**Note(s):**

Both ANT 1 and ANT 4 were evaluated for RF Exposure. Per manufacturer, only ANT 4 will be enabled and used for MSS transmissions in production units. ANT 1 will be disabled in production units.

10.44. 802.15.4

Antenna(s)	RF Exposure Condition	Mode(s)	Power Mode(s)	Dist. (mm)	Test Position(s)	Channel	Freq. (MHz)	Duty Cycle (%)	Max Output Pwr (dBm)	Meas. (dBm)	1-g Meas. (W/kg)	1-g Scaled (W/kg)	10-g Meas. (W/kg)	10-g Scaled (W/kg)	Plot No.
ANT 3	Head	O-QPSK	PStandalone Mode A	0	Left Cheek	Mid	2440	60.00%	20.50	19.70	0.017	0.012	0.009	0.006	
ANT 3	Head	O-QPSK	PStandalone Mode A	0	Left Tilt	Mid	2440	60.00%	20.50	19.70	0.015	0.011	0.007	0.005	
ANT 3	Head	O-QPSK	PStandalone Mode A	0	Right Cheek	Mid	2440	60.00%	20.50	19.70	0.034	0.025	0.019	0.014	
ANT 3	Head	O-QPSK	PStandalone Mode A	0	Right Tilt	Mid	2440	60.00%	20.50	19.70	0.007	0.005	0.003	0.002	
ANT 3	Body & Hotspot	O-QPSK	PStandalone Mode B	5	Back	Mid	2440	60.00%	20.50	19.70	0.491	0.354	0.237	0.171	
ANT 3	Body & Hotspot	O-QPSK	PStandalone Mode B	5	Front	Mid	2440	60.00%	20.50	19.70	0.328	0.237	0.177	0.128	
ANT 3	Hotspot	O-QPSK	PStandalone Mode B	5	Edge Bottom	Mid	2440	60.00%	20.50	19.70	0.626	0.452	0.289	0.208	
ANT 3	Hotspot	O-QPSK	PStandalone Mode B	5	Edge Left	Mid	2440	60.00%	20.50	19.70	0.135	0.097	0.057	0.041	
ANT 4	Head	O-QPSK	PStandalone Mode A	0	Left Cheek	Low	2405	60.00%	20.00	19.50	1.320	0.889	0.635	1.187	
ANT 4	Head	O-QPSK	PStandalone Mode A	0	Left Cheek	Mid	2440	60.00%	20.00	19.40	1.130	0.778	0.564	0.389	
ANT 4	Head	O-QPSK	PStandalone Mode A	0	Left Cheek	High	2480	60.00%	20.00	19.20	1.390	1.003	0.688	0.496	124
ANT 4	Head	O-QPSK	PStandalone Mode A	0	Left Tilt	Low	2405	60.00%	20.00	19.50	0.481	0.324	0.236	0.159	
ANT 4	Head	O-QPSK	PStandalone Mode A	0	Right Cheek	Low	2405	60.00%	20.00	19.50	0.189	0.127	0.109	0.073	
ANT 4	Head	O-QPSK	PStandalone Mode A	0	Right Tilt	Low	2405	60.00%	20.00	19.50	0.149	0.100	0.077	0.052	
ANT 4	Body & Hotspot	O-QPSK	PStandalone Mode B	5	Back	Low	2405	60.00%	20.50	19.50	0.701	0.530	0.345	0.261	125
ANT 4	Body & Hotspot	O-QPSK	PStandalone Mode B	5	Front	Low	2405	60.00%	20.50	19.50	0.372	0.281	0.189	0.143	
ANT 4	Hotspot	O-QPSK	PStandalone Mode B	5	Edge Top	Low	2405	60.00%	20.50	19.50	0.194	0.147	0.067	0.051	
ANT 4	Hotspot	O-QPSK	PStandalone Mode B	5	Edge Right	Low	2405	60.00%	20.50	19.50	0.222	0.168	0.102	0.077	
ANT 3	Body & Hotspot	O-QPSK	PHigh Mode B	5	Back	Mid	2440	60.00%	18.00	17.02	0.231	0.174	0.108	0.081	
ANT 3	Hotspot	O-QPSK	PHigh Mode B	5	Edge Bottom	Mid	2440	60.00%	18.00	17.02	0.326	0.245	0.152	0.114	
ANT 4	Head	O-QPSK	PHigh Mode A	0	Left Cheek	Low	2405	60.00%	15.50	15.27	0.418	0.264	0.198	0.125	
ANT 4	Body & Hotspot	O-QPSK	PHigh Mode B	5	Back	Low	2405	60.00%	17.00	16.07	0.265	0.197	0.129	0.096	
ANT 3	Head	O-QPSK	PMid Mode A	0	Right Cheek	High	2480	60.00%	17.50	16.70	0.008	0.006	0.004	0.003	
ANT 3	Body & Hotspot	O-QPSK	PMid Mode B	5	Back	Mid	2440	60.00%	15.50	15.00	0.152	0.102	0.075	0.050	
ANT 3	Hotspot	O-QPSK	PMid Mode B	5	Edge Bottom	Mid	2440	60.00%	15.50	15.00	0.236	0.159	0.109	0.073	
ANT 4	Head	O-QPSK	PMid Mode A	0	Left Cheek	Low	2405	60.00%	14.50	14.50	0.231	0.139	0.110	0.066	
ANT 4	Body & Hotspot	O-QPSK	PMid Mode B	5	Back	Low	2405	60.00%	15.00	14.50	0.151	0.102	0.074	0.050	
ANT 3	Head	O-QPSK	PLow Mode A	0	Right Cheek	High	2480	60.00%	15.50	15.14	0.000	0.000	0.000	0.000	
ANT 3	Body & Hotspot	O-QPSK	PLow Mode B	5	Back	Mid	2440	60.00%	11.50	9.97	0.034	0.029	0.015	0.013	
ANT 3	Hotspot	O-QPSK	PLow Mode B	5	Edge Bottom	Mid	2440	60.00%	11.50	9.97	0.069	0.059	0.031	0.026	
ANT 4	Head	O-QPSK	PLow Mode A	0	Left Cheek	Mid	2440	60.00%	9.50	9.30	0.132	0.083	0.063	0.040	
ANT 4	Body & Hotspot	O-QPSK	PLow Mode B	5	Back	Mid	2440	60.00%	11.00	9.30	0.090	0.080	0.046	0.041	

Notes:

ANT 3 Power Mode A for P<sub>high</sub> is the same as P<sub>Standalone</sub>.

SAR Testing was performed at 100% Duty Cycle. Reported SAR is scaled down to 60% Duty Cycle to match actual transmission.

### 10.45. 802.15.4ab - NB

Antenna(s)	RF Exposure Condition	Mode(s)	Power Mode(s)	Dist. (mm)	Test Position(s)	Channel	Freq. (MHz)	Max Output Pwr (dBm)	Meas. (dBm)	1-g Meas. (W/kg)	1-g Scaled (W/kg)	10-g Meas. (W/kg)	10-g Scaled (W/kg)	Plot No.
ANT 5	Head	O-QPSK	PStandalone Mode A	0	Left Cheek	Mid	5786.25	19.00	18.08	0.024	<b>0.030</b>	0.002	0.002	126
ANT 5	Head	O-QPSK	PStandalone Mode A	0	Left Tilt	Mid	5786.25	19.00	18.08	0.023	0.028	0.000	0.000	
ANT 5	Head	O-QPSK	PStandalone Mode A	0	Right Cheek	Mid	5786.25	19.00	18.08	0.000	0.000	0.000	0.000	
ANT 5	Head	O-QPSK	PStandalone Mode A	0	Right Tilt	Mid	5786.25	19.00	18.08	0.001	0.001	0.000	0.000	
ANT 5	Body & Hotspot	O-QPSK	PStandalone Mode B	5	Back	Mid	5786.25	19.00	17.00	0.008	0.013	0.001	0.002	
ANT 5	Body & Hotspot	O-QPSK	PStandalone Mode B	5	Front	Mid	5786.25	19.00	17.00	0.000	0.000	0.000	0.000	
ANT 5	Hotspot	O-QPSK	PStandalone Mode B	5	Edge Bottom	Mid	5786.25	19.00	17.00	0.000	0.000	0.000	0.000	
ANT 5	Hotspot	O-QPSK	PStandalone Mode B	5	Edge Left	Mid	5786.25	19.00	17.00	0.000	0.000	0.000	0.000	
Antenna(s)	RF Exposure Condition	Mode(s)	Power Mode(s)	Dist. (mm)	Test Position(s)	Channel	Freq. (MHz)	Max Output Pwr (dBm)	Meas. (dBm)	1-g Meas. (W/kg)	1-g Scaled (W/kg)	10-g Meas. (W/kg)	10-g Scaled (W/kg)	Plot No.
ANT 6	Head	O-QPSK	PStandalone Mode A	0	Left Cheek	Mid	5786.25	19.0	18.7	0.012	0.013	0.005	0.005	
ANT 6	Head	O-QPSK	PStandalone Mode A	0	Left Tilt	Mid	5786.25	19.0	18.7	0.019	0.020	0.007	0.008	
ANT 6	Head	O-QPSK	PStandalone Mode A	0	Right Cheek	Mid	5786.25	19.0	18.7	0.027	0.029	0.004	0.004	
ANT 6	Head	O-QPSK	PStandalone Mode A	0	Right Tilt	Mid	5786.25	19.0	18.7	0.022	0.024	0.002	0.002	
ANT 6	Body & Hotspot	O-QPSK	PStandalone Mode B	5	Back	Mid	5786.25	13.5	12.5	0.049	<b>0.062</b>	0.011	0.014	127
ANT 6	Body & Hotspot	O-QPSK	PStandalone Mode B	5	Front	Mid	5786.25	13.5	12.5	0.000	0.000	0.000	0.000	
ANT 6	Hotspot	O-QPSK	PStandalone Mode B	5	Edge Top	Mid	5786.25	13.5	12.5	0.003	0.004	0.000	0.000	
ANT 6	Hotspot	O-QPSK	PStandalone Mode B	5	Edge Left	Mid	5786.25	13.5	12.5	0.005	0.006	0.001	0.001	

**Notes:**

Refer to §6.2 for Duty Cycle used for SAR testing.

### 10.46. NFC

Antenna(s)	RF Exposure Conditions	Mode(s)	Dist. (mm)	Test Position	Freq. (MHz)	1-g Meas. (W/kg)	10-g Meas. (W/kg)	Plot No.
Primary	Extremity	Type A	0	Rear	13.56	0.000	<b>0.000</b>	128
Primary	Extremity	Type A	0	Front	13.56	0.000	0.000	
Primary	Extremity	Type A	0	Edge Top	13.56	0.000	0.000	
Primary	Extremity	Type A	0	Edge Left	13.56	0.000	0.000	
Antenna(s)	RF Exposure Conditions	Mode(s)	Dist. (mm)	Test Position	Freq. (MHz)	1-g Meas. (W/kg)	10-g Meas. (W/kg)	Plot No.
Secondary	Extremity	Type A	0	Rear	13.56	0.000	0.000	
Secondary	Extremity	Type A	0	Front	13.56	0.000	0.000	
Secondary	Extremity	Type A	0	Edge Right	13.56	0.000	0.000	
Secondary	Extremity	Type A	0	Edge Left	13.56	0.000	0.000	

## 11. SAR Measurement Variability

In accordance with published RF Exposure KDB 865664 D01 SAR measurement 100 MHz to 6 GHz. These additional measurements are repeated after the completion of all measurements requiring the same head or body tissue-equivalent medium in a frequency band. The test device should be returned to ambient conditions (normal room temperature) with the battery fully charged before it is re-mounted on the device holder for the repeated measurement(s) to minimize any unexpected variations in the repeated results.

- 1) Repeated measurement is not required when the original highest measured SAR is < 0.8 or 2 W/kg (1-g or 10-g respectively); steps 2) through 4) do not apply.
- 2) When the original highest measured SAR is ≥ 0.8 or 2 W/kg (1-g or 10-g respectively), repeat that measurement once.
- 3) Perform a second repeated measurement only if the **ratio of largest to smallest SAR** for the original and first repeated measurements is > 1.20 or when the original or repeated measurement is ≥ 1.45 or 3.6 W/kg (~ 10% from the 1-g or 10-g respective SAR limit).
- 4) Perform a third repeated measurement only if the original, first, or second repeated measurement is ≥ 1.5 or 3.75 W/kg (1-g or 10-g respectively) and the ratio of largest to smallest SAR for the original, first and second repeated measurements is > 1.20.

### 1-g Repeated Measurements

Frequency Band (MHz)	Air Interface	Antenna	Power Mode(s)	RF Exposure Conditions	Test Position	Repeated SAR (Yes/No)	Highest Measured SAR (W/kg)	First Repeated	
								Measured SAR (W/kg)	Largest to Smallest SAR Ratio
750	LTE Band 14	ANT 2	Mode A	Head	Right Cheek	Yes	0.802	0.709	1.13
1600	MSS	ANT 4	Mode B	Body & Hotspot	Back	Yes	0.807	0.679	1.19
1700	LTE Band 66	ANT 4	Mode B	Body & Hotspot	Back	Yes	0.811	0.686	1.18
1900	FR1 n25	ANT 3	Mode B	Hotspot	Edge Left	Yes	0.923	0.895	1.03
2300	LTE Band 30	ANT 4	Mode A	Head	Left Cheek	Yes	0.904	0.836	1.08
2450	802.15.4	ANT 4	Pstandalone Mode A	Head	Left Cheek	Yes	1.320	1.150	1.15
2500	LTE Band 7	ANT 4	Mode B	Body & Hotspot	Back	Yes	0.851	0.722	1.18
2500	LTE Band 41	ANT 4	Mode B	Body & Hotspot	Back	Yes	0.878	0.768	1.14
3600	FR1 n48	ANT 4	Mode B	Body & Hotspot	Back	Yes	0.885	0.843	1.05
5200	Wi-Fi U-NII 1	ANT 5	Mode B	Body & Hotspot	Back	Yes	0.953	0.924	1.03
5800	Wi-Fi U-NII 3	ANT 5	Mode B	Body & Hotspot	Back	Yes	0.853	0.918	1.08

#### Note(s):

Second Repeated Measurement is not required since the ratio of the largest to smallest SAR for the original and first repeated measurement is < 1.20.

### 10-g Repeated Measurements

Repeated measurement is not required since the original highest measured SAR is 2 W/kg (10-g) .

## 12. Simultaneous Transmission Conditions

KDB 447498 D01 General RF Exposure Guidance provides two procedures for determining simultaneous transmission SAR test exclusion: Sum of SAR and SAR to Peak Location Ratio (SPLSR)

### Sum of SAR

To qualify for simultaneous transmission SAR test exclusion based upon Sum of SAR the sum of the reported standalone SARs for all simultaneously transmitting antennas shall be below the applicable standalone SAR limit. If the sum of the SARs is above the applicable limit then simultaneous transmission SAR test exclusion may still apply if the requirements of the SAR to Peak Location Ratio (SPLSR) evaluation are met.

### SAR to Peak Location Ratio (SPLSR)

KDB 447498 D01 General RF Exposure Guidance explains how to calculate the SAR to Peak Location Ratio (SPLSR) between pairs of simultaneously transmitting antennas:

$$SPLSR = (SAR_1 + SAR_2)^{1.5} / Ri$$

Where:

**SAR<sub>1</sub>** is the highest reported or estimated SAR for the first of a pair of simultaneous transmitting antennas, in a specific test operating mode and exposure condition

**SAR<sub>2</sub>** is the highest reported or estimated SAR for the second of a pair of simultaneous transmitting antennas, in the same test operating mode and exposure condition as the first

**Ri** is the separation distance between the pair of simultaneous transmitting antennas. When the SAR is measured, for both antennas in the pair, it is determined by the actual x, y and z coordinates in the 1-g SAR for each SAR peak location, based on the extrapolated and interpolated result in the zoom scan measurement, using the formula of  $[(x_1-x_2)^2 + (y_1-y_2)^2 + (z_1-z_2)^2]$

In order for a pair of simultaneous transmitting antennas with the sum of 1-g SAR > 1.6 W/kg to qualify for exemption from Simultaneous Transmission SAR measurements, it has to satisfy the condition of:

$$(SAR_1 + SAR_2)^{1.5} / Ri \leq 0.04$$

When an individual antenna transmits at on two bands simultaneously, the sum of the highest *reported* SAR for the frequency bands should be used to determine **SAR<sub>1</sub>** or **SAR<sub>2</sub>**. When SPLSR is necessary, the smallest distance between the peak SAR locations for the antenna pair with respect to the peaks from each antenna should be used.

The antennas in all antenna pairs that do not qualify for simultaneous transmission SAR test exclusion must be tested for SAR compliance, according to the enlarged zoom scan and volume scan post-processing procedures in KDB Publication 865664 D01

### Simultaneous transmission SAR measurement

When simultaneous transmission SAR measurements are required in different frequency bands not covered by a single probe calibration point then separate tests for each frequency band are performed. The tests are performed using enlarged zoom scans which are processed, by means of superposition, using the DASYS volume scan post-processing procedures to determine the 1-g SAR for the aggregate SAR distribution.

The spatial resolution used for all enlarged zoom scans is the same as used for the most stringent zoom scans. I.E. the scan parameters required for the highest frequency assessed are used for all enlarged zoom scans. The scans cover the complete area of the device to ensure all transmitting antennas and radiating structures are assessed.

DASY provides the ability to perform Multiband Evaluations according to the latest standards using the Volume Scan job as well as appropriate routines for the post-processing.

In order to extract and process measurements within different frequency bands, the SEMCAD X Post-processor performs the combination and subsequent superposition of these measurement data via DASY = Combined MultiBand Averaged SAR.

Combined Multi Band Averaged SAR allows - in addition to the data extraction - an evaluation of the 1 g, 10 g and/or arbitrary averaged mass SAR.

Power Scaling Factor is used to allow the volume scans to be scaled by a value other than "1", this is important when the results need to be scaled to different maximum power levels. The Power Scaling Factor is applied to each



individual point of the scan. When power scaling is used in multi-band combinations the scaling factor is applied to each individual point of the first scan, the second factor is then applied to each individual point of the second scan and so on. The scans are then combined.

**Simultaneous transmission SAR Exclusion**

According to KDB 248227 D01, simultaneous SAR provisions in KDB 447498 D01 apply to determine simultaneous transmission SAR test exclusion for Wi-Fi MIMO. If the sum of 1-g single transmission chain SAR measurements is <1.6W/kg and/or the MIMO output power is equal or less than a single chain, then no additional SAR measurements for simultaneously at the specified maximum output power of MIMO operation.

When antennas are spatially separated to the extent that SAR distributions do not overlap and can be treated independently, SAR compliance for simultaneous transmission is determined separately for each individual antenna.

In Airplay mode, the device uses same power and power control mechanism as Wi-Fi. Airplay is not supported in hotspot mode. Airplay utilize the same 802.11 modes, modulation, MIMO, Channel Bandwidth, etc. as Wi-Fi does. Therefore, Airplay usage is categorized by the Wi-Fi SAR testing contained in Section 10.

The simultaneous transmission possibilities for this device are listed as below.

RF Exposure Condition	Capable Transmit Configurations						Item			
Head	WWAN & 5G OFF (CELLULAR ANTENNAS OFF)	+	Wi-Fi 2.4 GHz		+	NB UNII (P <sub>high</sub> )	1			
		+	Wi-Fi 2.4 GHz		+	NB UNII (P <sub>Mid</sub> )	2			
		+	Wi-Fi 2.4 GHz				+ 802.15.4 ab NB	3		
		+	Wi-Fi 5 GHz/6G	+	Bluetooth (P <sub>high</sub> )			4		
		+	Wi-Fi 5 GHz/6G	+	Bluetooth (P <sub>Mid</sub> )			5		
		+	Wi-Fi 5 GHz/6G			+	802.15.4 (P <sub>high</sub> )	6		
		+	Wi-Fi 5 GHz/6G			+	802.15.4 (P <sub>Mid</sub> )	7		
		+	Wi-Fi 5 GHz/6G				+ 802.15.4 ab NB	8		
		+	Wi-Fi 5 GHz/6G	+	Bluetooth (P <sub>high</sub> )		+ 802.15.4 ab NB	9		
		+	Wi-Fi 5 GHz/6G	+	Bluetooth (P <sub>Mid</sub> )		+ 802.15.4 ab NB	10		
		+	Wi-Fi 5 GHz/6G			+	802.15.4 (P <sub>high</sub> )	+ 802.15.4 ab NB	11	
		+	Wi-Fi 5 GHz/6G			+	802.15.4 (P <sub>Mid</sub> )	+ 802.15.4 ab NB	12	
Body Worn Accessory	Hotspot	WWAN & 5G ON (CELLULAR ANTENNAS ON)	+	Wi-Fi 2.4 GHz				13		
					+	Bluetooth (P <sub>high</sub> )			14	
							+	NB UNII (P <sub>high</sub> )		15
								+ 802.15.4 (P <sub>high</sub> )		16
									+ 802.15.4 ab NB	17
			+	Wi-Fi 2.4 GHz		+	NB UNII (P <sub>low</sub> )		18	
			+	Wi-Fi 2.4 GHz					+ 802.15.4 ab NB	19
					+	Bluetooth (P <sub>high</sub> )			+ 802.15.4 ab NB	20
							+	802.15.4 (P <sub>high</sub> )	+ 802.15.4 ab NB	21
			+	Wi-Fi 5 GHz/6G						22
			+	Wi-Fi 5 GHz/6G	+	Bluetooth (P <sub>low</sub> )				23
			+	Wi-Fi 5 GHz/6G			+	802.15.4 (P <sub>low</sub> )		24
			+	Wi-Fi 5 GHz/6G					+ 802.15.4 ab NB	25
			+	Wi-Fi 5 GHz/6G	+	Bluetooth (P <sub>low</sub> )			+ 802.15.4 ab NB	26
			+	Wi-Fi 5 GHz/6G			+	802.15.4 (P <sub>low</sub> )	+ 802.15.4 ab NB	27

**Note(s):**

- Wi-Fi 2.4 GHz & Bluetooth cannot transmit simultaneously.
- Wi-Fi 2.4 GHz & Wi-Fi 5 GHz cannot transmit simultaneously.
- NB UNII can only transmit simultaneously with Wi-Fi 2.4 GHz.
- 802.15.4ab-NB cannot transmit simultaneously with NB UNII.
- 802.15.4ab-NB cannot transmit simultaneously on ANT 5 and ANT 6.
- Only Wi-Fi 2.4 GHz, Wi-Fi 5 GHz, Wi-Fi 6 GHz support MIMO transmission.
- Wi-Fi 2.4/5/6 GHz Power State 1: 802.15.4ab-NB<sub>OFF</sub> | P<sub>Mid</sub> | CELL<sub>OFF</sub>
- Wi-Fi 2.4/5/6 GHz Power State 2: 802.15.4ab-NB<sub>ON</sub> | P<sub>Mid</sub> | CELL<sub>OFF</sub>
- Wi-Fi 2.4/5/6 GHz Power State 3: 802.15.4ab-NB<sub>OFF</sub> | P<sub>high</sub> | CELL<sub>OFF</sub>
- Wi-Fi 2.4/5/6 GHz Power State 4: 802.15.4ab-NB<sub>OFF</sub> | P<sub>low</sub> | CELL<sub>ON</sub>
- Wi-Fi 2.4/5/6 GHz Power State 5: 802.15.4ab-NB<sub>ON</sub> | P<sub>high</sub> | CELL<sub>OFF</sub>
- Wi-Fi 2.4/5/6 GHz Power State 6: 802.15.4ab-NB<sub>ON</sub> | P<sub>low</sub> | CELL<sub>ON</sub>
- Bluetooth/NB UNII/802.15.4: P<sub>low</sub> is used when both Wi-Fi and WWAN antennas are active.
- Bluetooth/NB UNII/802.15.4: P<sub>Mid</sub> is used when Wi-Fi antenna is active and WWAN antenna is inactive. P<sub>Mid</sub> power state occurs during Wi-Fi states 1/2.
- Bluetooth/NB UNII/802.15.4: P<sub>high</sub> is used when Wi-Fi antenna is active and WWAN antenna is inactive or with Wi-Fi inactive and WWAN antenna is active. P<sub>high</sub> power state occurs during Wi-Fi states 3/5.
- Bluetooth/NB UNII/802.15.4: P<sub>standalone</sub> is used when Wi-Fi and WWAN antennas are inactive.
- Wi-Fi SISO mode SAR result can also represent for MIMO mode SAR and is used for MIMO mode simultaneous transmission analysis because antennas are not overlapping, and the MIMO mode maximum power is equal or less than SISO mode.
- 5G NR only supported NSA mode.
- For EN-DC mode, Qualcomm Smart Transmit algorithm in WWAN adds directly the time-averaged RF exposure from 4G(LTE) and time-averaged RF exposure from 5G NR. Smart Transmit algorithm controls the total RF exposure from both 4G and 5G NR to not exceed FCC limit. Therefore, simultaneous transmission compliance between 4G+5G NR operation is demonstrated in the Part 2 Report during algorithm validation. In Part 1 Report, simultaneous transmission compliance was evaluated individually with other Radios (WLAN or BT) using one of 4G or 5G NR.
- MSS can transmit simultaneously in the same way as cellular.

### 12.1. WWAN Cell-off & Wi-Fi 2.4G Power State 1 & NB UNII

RF Exposure conditions	Test Position	Standalone SAR (W/kg)				Σ 1-g SAR (W/kg)			
		1	2	3	4	1+3	1+4	2+3	2+4
		Wi-Fi 2.4G Pstate 1 ANT3	Wi-Fi 2.4G Pstate 1 ANT4	NB UNII (P <sub>Mid</sub> ) ANT5	NB UNII (P <sub>Mid</sub> ) ANT6				
Head	Left Cheek	0.068	1.082	0.000	0.124	0.068	0.192	1.082	1.206
	Left Tilt	0.068	0.429	0.000	0.192	0.068	0.260	0.429	0.621
	Right Cheek	0.068	0.429	0.000	0.126	0.068	0.195	0.429	0.555
	Right Tilt	0.068	0.429	0.000	0.161	0.068	0.229	0.429	0.589
Body-worn & Hotspot	Back	0.855	0.501	0.166	0.131	1.021	0.986	0.667	0.632
	Front	0.665	0.484	0.166	0.026	0.832	0.691	0.650	0.510
Hotspot	Edge Top		0.484		0.129	0.000	0.129	0.484	0.613
	Edge Right		1.113			0.000	0.000	1.113	1.113
	Edge Bottom	1.059		0.166		1.225	1.059	0.166	0.000
	Edge Left	0.665		0.166	0.103	0.832	0.768	0.166	0.103

### 12.2. WWAN Cell-off & Wi-Fi 5G Power State 1 & BT & 802.15.4

RF Exposure conditions	Test Position	Standalone SAR (W/kg)						Σ 1-g SAR (W/kg)							
		1	2	3	4	5	6	1+3	1+4	2+3	2+4	1+5	1+6	2+5	2+6
		Wi-Fi 5G Pstate 1 ANT5	Wi-Fi 5G Pstate 1 ANT6	BT (P <sub>Max</sub> ) ANT3	BT (P <sub>Max</sub> ) ANT4	802.15.4 (P <sub>Max</sub> ) ANT3	802.15.4 (P <sub>Max</sub> ) ANT4								
Head	Left Cheek	0.082	0.143	0.023	0.124	0.012	0.139	0.105	0.206	0.166	0.268	0.094	0.221	0.156	0.282
	Left Tilt	0.082	0.532	0.023	0.124	0.011	0.139	0.105	0.206	0.554	0.656	0.093	0.221	0.543	0.670
	Right Cheek	0.082	0.143	0.023	0.124	0.025	0.139	0.105	0.206	0.166	0.268	0.107	0.221	0.168	0.282
	Right Tilt	0.082	0.522	0.023	0.124	0.005	0.139	0.105	0.206	0.544	0.646	0.087	0.221	0.527	0.660
Body-worn & Hotspot	Back	1.167	1.168	0.150	0.123	0.102	0.102	1.317	1.290	1.319	1.291	1.270	1.269	1.271	1.270
	Front	0.950	0.011	0.150	0.123	0.159	0.102	1.100	1.073	0.161	0.133	1.109	1.052	0.169	0.112
Hotspot	Edge Top		0.146		0.092		0.102	0.000	0.092	0.146	0.238	0.000	0.102	0.146	0.248
	Edge Right				0.092		0.102	0.000	0.092	0.000	0.092	0.000	0.102	0.000	0.102
	Edge Bottom	0.894		0.194		0.159		1.088	0.894	0.194	0.000	1.053	0.894	0.159	0.000
	Edge Left	0.894	0.128	0.194		0.159		1.088	0.894	0.321	0.128	1.053	0.894	0.287	0.128

### 12.3. WWAN Cell-off & Wi-Fi 2.4G Power State 2 & 802.15.4ab NB

RF Exposure conditions	Test Position	Standalone SAR (W/kg)				Σ 1-g SAR (W/kg)			
		1	2	3	4	1+3	1+4	2+3	2+4
		Wi-Fi 2.4G Pstate 2 ANT3	Wi-Fi 2.4G Pstate 2 ANT4	802.15.4ab NB ANT5	802.15.4ab NB ANT6				
Head	Left Cheek	0.068	1.082	0.037	0.016	0.105	0.084	1.119	1.098
	Left Tilt	0.068	0.429	0.036	0.026	0.104	0.094	0.464	0.454
	Right Cheek	0.068	0.429	0.000	0.036	0.068	0.105	0.429	0.465
	Right Tilt	0.068	0.429	0.002	0.030	0.070	0.098	0.430	0.458
Body-worn & Hotspot	Back	0.855	0.501	0.013	0.062	0.868	0.917	0.513	0.563
	Front	0.665	0.484	0.000		0.666	0.665	0.484	0.484
Hotspot	Edge Top		0.484		0.004	0.000	0.004	0.484	0.488
	Edge Right		1.113			0.000	0.000	1.113	1.113
	Edge Bottom	1.059		0.000		1.059	1.059	0.000	0.000
	Edge Left	0.665		0.000	0.006	0.666	0.672	0.000	0.006

### 12.4. WWAN Cell-off & Wi-Fi 5G Power State 2 & BT & 802.15.4ab NB

RF Exposure conditions	Test Position	Standalone SAR (W/kg)						Σ 1-g SAR (W/kg)							
		1	2	3	4	5	6	1+3+5	1+3+6	1+4+5	1+4+6	2+3+5	2+3+6	2+4+5	2+4+6
		Wi-Fi 5G Pstate 2 ANT5	Wi-Fi 5G Pstate 2 ANT6	BT (P <sub>Max</sub> ) ANT3	BT (P <sub>Max</sub> ) ANT4	802.15.4ab NB ANT5	802.15.4ab NB ANT6								
Head	Left Cheek	0.082	0.143	0.023	0.124	0.037	0.016	0.142	0.121	0.244	0.223	0.203	0.182	0.305	0.284
	Left Tilt	0.082	0.532	0.023	0.124	0.036	0.026	0.141	0.131	0.242	0.232	0.590	0.580	0.692	0.682
	Right Cheek	0.082	0.143	0.023	0.124	0.000	0.036	0.105	0.141	0.207	0.243	0.166	0.203	0.268	0.304
	Right Tilt	0.082	0.522	0.023	0.124	0.002	0.030	0.106	0.135	0.208	0.236	0.546	0.574	0.648	0.676
Body-worn & Hotspot	Back	1.167	1.168	0.150	0.123	0.013	0.062	1.330	1.380	1.303	1.353	1.331	1.381	1.304	1.354
	Front	0.950	0.011	0.150	0.123	0.000		1.100	1.100	1.073	1.073	0.161	0.161	0.134	0.133
Hotspot	Edge Top		0.146		0.092		0.004	0.000	0.004	0.092	0.096	0.146	0.150	0.238	0.242
	Edge Right				0.092			0.000	0.000	0.092	0.092	0.000	0.000	0.092	0.092
	Edge Bottom	0.894		0.194		0.000		1.088	1.088	0.894	0.894	0.194	0.194	0.000	0.000
	Edge Left	0.894	0.128	0.194		0.000	0.006	1.088	1.094	0.894	0.900	0.322	0.328	0.128	0.134

### 12.5. WWAN Cell-off & Wi-Fi 5G Power State 2 & 802.15.4 & 802.15.4ab NB

RF Exposure conditions	Test Position	Standalone SAR (W/kg)						Σ 1-g SAR (W/kg)							
		1 Wi-Fi 5G Pstate 2 ANT5	2 Wi-Fi 5G Pstate 2 ANT6	3 802.15.4 (P <sub>High</sub> ) ANT3	4 802.15.4 (P <sub>High</sub> ) ANT4	5 802.15.4ab NB ANT5	6 802.15.4ab NB ANT6	1+3+5	1+3+6	1+4+5	1+4+6	2+3+5	2+3+6	2+4+5	2+4+6
Head	Left Cheek	0.082	0.143	0.000	0.124	0.037	0.016	0.120	0.098	0.244	0.223	0.181	0.160	0.305	0.284
	Left Tilt	0.082	0.532	0.000	0.192	0.036	0.026	0.118	0.108	0.310	0.300	0.568	0.557	0.759	0.749
	Right Cheek	0.082	0.143	0.000	0.126	0.000	0.036	0.082	0.119	0.209	0.245	0.144	0.180	0.270	0.306
	Right Tilt	0.082	0.522	0.000	0.161	0.002	0.030	0.084	0.112	0.244	0.273	0.523	0.552	0.684	0.712
Body-worn & Hotspot	Back	1.167	1.168	0.166	0.131	0.013	0.062	1.346	1.396	1.311	1.361	1.347	1.397	1.312	1.362
	Front	0.950	0.011	0.166	0.026	0.000		1.116	1.116	0.976	0.976	0.177	0.177	0.036	0.036
Hotspot	Edge Top		0.146		0.129		0.004	0.000	0.004	0.129	0.132	0.146	0.150	0.275	0.278
	Edge Right							0.000	0.000	0.000	0.000	0.000	0.000	0.000	0.000
	Edge Bottom	0.894		0.166		0.000		1.060	1.060	0.894	0.894	0.166	0.166	0.000	0.000
	Edge Left	0.894	0.128	0.166	0.103	0.000	0.006	1.060	1.066	0.997	1.003	0.294	0.300	0.231	0.237

### 12.6. WWAN Cell-off & Wi-Fi 2.4G Power State 3 & NB UNII

RF Exposure conditions	Test Position	Standalone SAR (W/kg)				Σ 1-g SAR (W/kg)			
		1 Wi-Fi 2.4G Pstate 3 ANT3	2 Wi-Fi 2.4G Pstate 3 ANT4	3 NB UNII (P <sub>High</sub> ) ANT5	4 NB UNII (P <sub>High</sub> ) ANT6	1+3	1+4	2+3	2+4
Head	Left Cheek	0.068	1.082	0.000	0.124	0.068	0.192	1.082	1.206
	Left Tilt	0.068	0.429	0.000	0.192	0.068	0.260	0.429	0.621
	Right Cheek	0.068	0.429	0.000	0.126	0.068	0.195	0.429	0.555
	Right Tilt	0.068	0.429	0.000	0.161	0.068	0.229	0.429	0.589
Body-worn & Hotspot	Back	0.855	0.501	0.166	0.321	1.021	1.176	0.667	0.822
	Front	0.665	0.484	0.166	0.026	0.832	0.691	0.650	0.510
Hotspot	Edge Top		0.484		0.129	0.000	0.129	0.484	0.613
	Edge Right		1.113			0.000	0.000	1.113	1.113
	Edge Bottom	1.059		0.166		1.225	1.059	0.166	0.000
	Edge Left	0.665		0.166	0.103	0.832	0.768	0.166	0.103

### 12.7. WWAN Cell-off & Wi-Fi 5G Power State 3 & BT & 802.15.4

RF Exposure conditions	Test Position	Standalone SAR (W/kg)						Σ 1-g SAR (W/kg)							
		1 Wi-Fi 5G Pstate 3 ANT5	2 Wi-Fi 5G Pstate 3 ANT6	3 BT (P <sub>High</sub> ) ANT3	4 BT (P <sub>High</sub> ) ANT4	5 802.15.4 (P <sub>High</sub> ) ANT3	6 802.15.4 (P <sub>High</sub> ) ANT4	1+3	1+4	2+3	2+4	1+5	1+6	2+5	2+6
Head	Left Cheek	0.082	0.143	0.019	0.363	0.012	0.264	0.101	0.445	0.162	0.506	0.094	0.347	0.156	0.408
	Left Tilt	0.082	0.532	0.019	0.363	0.011	0.264	0.101	0.445	0.551	0.895	0.093	0.347	0.543	0.796
	Right Cheek	0.082	0.143	0.019	0.363	0.025	0.264	0.101	0.445	0.162	0.506	0.107	0.347	0.168	0.408
	Right Tilt	0.082	0.522	0.019	0.363	0.005	0.264	0.101	0.445	0.541	0.885	0.087	0.347	0.527	0.786
Body-worn & Hotspot	Back	1.167	1.168	0.162	0.370	0.174	0.197	1.330	1.537	1.331	1.538	1.341	1.364	1.342	1.365
	Front	0.950	0.011	0.162	0.370	0.245	0.197	1.113	1.320	0.173	0.380	1.195	1.147	0.256	0.207
Hotspot	Edge Top		0.146		0.330		0.197	0.000	0.330	0.146	0.476	0.000	0.197	0.146	0.343
	Edge Right				0.330		0.197	0.000	0.330	0.000	0.330	0.000	0.197	0.000	0.197
	Edge Bottom	0.894		0.249		0.245		1.142	0.894	0.249	0.000	1.139	0.894	0.245	0.000
	Edge Left	0.894	0.128	0.249		0.245		1.142	0.894	0.376	0.128	1.139	0.894	0.373	0.128

### 12.8. WWAN Cell-off & Wi-Fi 5G Power State 5 & BT & 802.15.4ab NB

RF Exposure conditions	Test Position	Standalone SAR (W/kg)						Σ 1-g SAR (W/kg)							
		1 Wi-Fi 5G Pstate 5 ANT5	2 Wi-Fi 5G Pstate 5 ANT6	3 BT (P <sub>High</sub> ) ANT3	4 BT (P <sub>High</sub> ) ANT4	5 802.15.4ab NB ANT5	6 802.15.4ab NB ANT6	1+3+5	1+3+6	1+4+5	1+4+6	2+3+5	2+3+6	2+4+5	2+4+6
Head	Left Cheek	0.082	0.143	0.019	0.363	0.037	0.016	0.139	0.117	0.483	0.461	0.200	0.179	0.544	0.523
	Left Tilt	0.082	0.532	0.019	0.363	0.036	0.026	0.137	0.127	0.481	0.471	0.587	0.576	0.931	0.920
	Right Cheek	0.082	0.143	0.019	0.363	0.000	0.036	0.101	0.138	0.445	0.482	0.163	0.199	0.507	0.543
	Right Tilt	0.082	0.522	0.019	0.363	0.002	0.030	0.103	0.131	0.447	0.475	0.542	0.570	0.886	0.914
Body-worn & Hotspot	Back	1.040	1.041	0.162	0.370	0.013	0.062	1.215	1.265	1.423	1.472	1.216	1.266	1.424	1.473
	Front	0.847	0.009	0.162	0.370	0.000		1.009	1.009	1.217	1.216	0.172	0.172	0.379	0.379
Hotspot	Edge Top		0.130		0.330		0.004	0.000	0.004	0.330	0.334	0.130	0.134	0.461	0.464
	Edge Right				0.330			0.000	0.000	0.330	0.330	0.000	0.000	0.330	0.330
	Edge Bottom	0.797		0.249		0.000		1.045	1.045	0.797	0.797	0.249	0.249	0.000	0.000
	Edge Left	0.797	0.114	0.249		0.000	0.006	1.045	1.052	0.797	0.803	0.363	0.369	0.114	0.120

### 12.9. WWAN Cell-off & Wi-Fi 5G Power State 5 & 802.15.4 & 802.15.4ab NB

RF Exposure conditions	Test Position	Standalone SAR (W/kg)						Σ 1-g SAR (W/kg)							
		1 Wi-Fi 5G Pstate 5 ANT5	2 Wi-Fi 5G Pstate 5 ANT6	3 802.15.4 (P <sub>High</sub> ) ANT3	4 802.15.4 (P <sub>High</sub> ) ANT4	5 802.15.4ab NB ANT5	6 802.15.4ab NB ANT6	1+3+5	1+3+6	1+4+5	1+4+6	2+3+5	2+3+6	2+4+5	2+4+6
Head	Left Cheek	0.082	0.143	0.012	0.264	0.037	0.016	0.132	0.111	0.384	0.363	0.193	0.172	0.445	0.424
	Left Tilt	0.082	0.532	0.011	0.264	0.036	0.026	0.129	0.119	0.382	0.372	0.578	0.568	0.832	0.822
	Right Cheek	0.082	0.143	0.025	0.264	0.000	0.036	0.107	0.143	0.347	0.383	0.168	0.204	0.408	0.444
	Right Tilt	0.082	0.522	0.005	0.264	0.002	0.030	0.089	0.117	0.348	0.376	0.528	0.556	0.788	0.816
Body-worn & Hotspot	Back	1.040	1.041	0.174	0.197	0.013	0.062	1.227	1.276	1.250	1.300	1.228	1.277	1.251	1.301
	Front	0.847	0.009	0.245	0.197	0.000		1.092	1.092	1.044	1.044	0.255	0.254	0.207	0.206
Hotspot	Edge Top		0.130		0.197		0.004	0.000	0.004	0.197	0.201	0.130	0.134	0.327	0.331
	Edge Right				0.197			0.000	0.000	0.197	0.197	0.000	0.000	0.197	0.197
	Edge Bottom	0.797		0.245		0.000		1.042	1.042	0.797	0.797	0.245	0.245	0.000	0.000
	Edge Left	0.797	0.114	0.245		0.000	0.006	1.042	1.048	0.797	0.803	0.359	0.365	0.114	0.120

### 12.10. WWAN(TNE) Cell-on & BT & NB UNII & 802.15.4

RF Exposure conditions	Test Position	Standalone SAR (W/kg)							Σ 1-g SAR (W/kg)					
		1 WWAN Cell-on Worst case	2 BT (P <sub>High</sub> ) ANT3	3 BT (P <sub>High</sub> ) ANT4	4 NB UNII (P <sub>High</sub> ) ANT5	5 NB UNII (P <sub>High</sub> ) ANT6	6 802.15.4 (P <sub>High</sub> ) ANT3	7 802.15.4 (P <sub>High</sub> ) ANT4	1+2	1+3	1+4	1+5	1+6	1+7
Head	Left Cheek	0.562	0.019	0.363	0.000	0.124	0.012	0.264	0.581	0.925	0.562	0.687	0.574	0.827
	Left Tilt	0.779	0.019	0.363	0.000	0.192	0.011	0.264	0.798	1.142	0.779	0.971	0.790	1.043
	Right Cheek	0.858	0.019	0.363	0.000	0.126	0.025	0.264	0.877	1.221	0.858	0.984	0.883	1.122
	Right Tilt	0.815	0.019	0.363	0.000	0.161	0.005	0.264	0.835	1.178	0.816	0.976	0.821	1.080
Body-worn & Hotspot	Back	0.944	0.162	0.370	0.166	0.321	0.174	0.197	1.106	1.313	1.110	1.265	1.117	1.141
	Front	0.592	0.162	0.370	0.166	0.026	0.245	0.197	0.754	0.961	0.758	0.617	0.837	0.789
Hotspot	Edge Top	0.538		0.330		0.129		0.197	0.538	0.868	0.538	0.666	0.538	0.735
	Edge Right	0.792		0.330				0.197	0.792	1.123	0.792	0.792	0.792	0.989
	Edge Bottom	0.602	0.249		0.166		0.245		0.850	0.602	0.768	0.602	0.847	0.602
	Edge Left	0.842	0.249		0.166	0.103	0.245		1.090	0.842	1.008	0.944	1.087	0.842

### 12.11. WWAN(TNE) Cell-on & BT & 802.15.4ab NB

RF Exposure conditions	Test Position	Standalone SAR (W/kg)					Σ 1-g SAR (W/kg)			
		1 WWAN Cell-on Worst case	2 BT (P <sub>High</sub> ) ANT3	3 BT (P <sub>High</sub> ) ANT4	4 802.15.4ab NB ANT5	5 802.15.4ab NB ANT6	1+2+4	1+2+5	1+3+4	1+3+5
Head	Left Cheek	0.562	0.019	0.363	0.037	0.016	0.619	0.597	0.963	0.941
	Left Tilt	0.779	0.019	0.363	0.036	0.026	0.834	0.823	1.178	1.167
	Right Cheek	0.858	0.019	0.363	0.000	0.036	0.877	0.913	1.221	1.257
	Right Tilt	0.815	0.019	0.363	0.002	0.030	0.836	0.864	1.180	1.208
Body-worn & Hotspot	Back	0.944	0.162	0.370	0.013	0.062	1.119	1.168	1.326	1.376
	Front	0.592	0.162	0.370	0.000		0.754	0.754	0.962	0.961
Hotspot	Edge Top	0.538		0.330		0.004	0.538	0.541	0.868	0.872
	Edge Right	0.792		0.330			0.792	0.792	1.123	1.123
	Edge Bottom	0.602	0.249		0.000		0.850	0.850	0.602	0.602
	Edge Left	0.842	0.249		0.000	0.006	1.090	1.096	0.842	0.848

### 12.12. WWAN(TNE) Cell-on & BT & 802.15.4ab NB

RF Exposure conditions	Test Position	Standalone SAR (W/kg)					Σ 1-g SAR (W/kg)			
		1 WWAN Cell-on Worst case	2 802.15.4 (P <sub>High</sub> ) ANT3	3 802.15.4 (P <sub>High</sub> ) ANT4	4 802.15.4ab NB ANT5	5 802.15.4ab NB ANT6	1+2+4	1+2+5	1+3+4	1+3+5
Head	Left Cheek	0.562	0.012	0.264	0.037	0.016	0.612	0.591	0.612	0.591
	Left Tilt	0.779	0.011	0.264	0.036	0.026	0.825	0.815	0.825	0.815
	Right Cheek	0.858	0.025	0.264	0.000	0.036	0.883	0.919	0.883	0.919
	Right Tilt	0.815	0.005	0.264	0.002	0.030	0.822	0.850	0.822	0.850
Body-worn & Hotspot	Back	0.944	0.174	0.197	0.013	0.062	1.130	1.180	1.130	1.180
	Front	0.592	0.245	0.197	0.000		0.837	0.837	0.837	0.837
Hotspot	Edge Top	0.538		0.197		0.004	0.538	0.541	0.538	0.541
	Edge Right	0.792		0.197			0.792	0.792	0.792	0.792
	Edge Bottom	0.602	0.245		0.000		0.847	0.847	0.847	0.847
	Edge Left	0.842	0.245		0.000	0.006	1.087	1.093	1.087	1.093

### 12.13. WWAN(TNE) Cell-on & Wi-Fi 2.4G Power State 4 & NB UNII

RF Exposure conditions	Test Position	Standalone SAR (W/kg)					Σ 1-g SAR (W/kg)			
		1	2	3	4	5	1+2+4	1+2+5	1+3+4	1+3+5
		WWAN Cell-on Worst case	Wi-Fi 2.4G Pstate 4 ANT3	Wi-Fi 2.4G Pstate 4 ANT4	NB UNII (P <sub>Low</sub> ) ANT5	NB UNII (P <sub>Low</sub> ) ANT6				
Head	Left Cheek	0.562	0.031	0.381	0.000	0.021	0.593	0.614	0.943	0.964
	Left Tilt	0.779	0.031	0.381	0.000	0.021	0.810	0.831	1.160	1.180
	Right Cheek	0.858	0.031	0.381	0.000	0.021	0.889	0.910	1.239	1.260
	Right Tilt	0.815	0.031	0.381	0.000	0.021	0.846	0.867	1.196	1.217
Body-worn & Hotspot	Back	0.944	0.339	0.376	0.098	0.081	1.381	1.364	1.417	1.400
	Front	0.592	0.339	0.376	0.098	0.081	1.029	1.012	1.066	1.049
Hotspot	Edge Top	0.538		0.376		0.083	0.538	0.621	0.913	0.997
	Edge Right	0.792		0.389			0.792	0.792	1.181	1.181
	Edge Bottom	0.602	0.288		0.098		0.988	0.890	0.700	0.602
	Edge Left	0.842	0.288		0.098	0.081	1.227	1.210	0.939	0.922

### 12.14. WWAN(TNE) Cell-on & Wi-Fi 5G Power State 4 & BT & 802.15.4

RF Exposure conditions	Test Position	Standalone SAR (W/kg)							Σ 1-g SAR (W/kg)							
		1	2	3	4	5	6	7	1+2+4	1+2+5	1+3+4	1+3+5	1+2+6	1+2+7	1+3+6	1+3+7
		WWAN Cell-on Worst case	Wi-Fi 5G Pstate 4 ANT5	Wi-Fi 5G Pstate 4 ANT6	BT (P <sub>Low</sub> ) ANT3	BT (P <sub>Low</sub> ) ANT4	802.15.4 (P <sub>Low</sub> ) ANT3	802.15.4 (P <sub>Low</sub> ) ANT4								
Head	Left Cheek	0.562	0.028	0.143	0.000	0.066	0.012	0.083	0.590	0.656	0.706	0.772	0.602	0.673	0.718	0.789
	Left Tilt	0.779	0.028	0.317	0.000	0.066	0.011	0.083	0.807	0.873	1.096	1.162	0.817	0.890	1.107	1.179
	Right Cheek	0.858	0.028	0.143	0.000	0.066	0.025	0.083	0.886	0.952	1.001	1.068	0.910	0.969	1.026	1.084
	Right Tilt	0.815	0.028	0.143	0.000	0.066	0.005	0.083	0.843	0.910	0.959	1.025	0.848	0.926	0.964	1.042
Body-worn & Hotspot	Back	0.944	0.487	0.476	0.046	0.057	0.029	0.080	1.476	1.487	1.466	1.476	1.460	1.510	1.449	1.500
	Front	0.592	0.369	0.008	0.046	0.057	0.059	0.080	1.006	1.017	0.646	0.656	1.019	1.040	0.659	0.680
Hotspot	Edge Top	0.538		0.106		0.063		0.080	0.538	0.601	0.643	0.706	0.538	0.617	0.643	0.723
	Edge Right	0.792				0.063		0.080	0.792	0.855	0.792	0.855	0.792	0.872	0.792	0.872
	Edge Bottom	0.602	0.254		0.061		0.059		0.916	0.856	0.662	0.602	0.915	0.856	0.660	0.602
	Edge Left	0.842	0.254	0.073	0.061		0.059		1.156	1.096	0.976	0.915	1.154	1.096	0.974	0.915

### 12.15. WWAN(TNE) Cell-on & Wi-Fi 2.4G Power State 6 & 802.15.4ab NB

RF Exposure conditions	Test Position	Standalone SAR (W/kg)					Σ 1-g SAR (W/kg)			
		1	2	3	4	5	1+2+4	1+2+5	1+3+4	1+3+5
		WWAN Cell-on Worst case	Wi-Fi 2.4G Pstate 6 ANT3	Wi-Fi 2.4G Pstate 6 ANT4	802.15.4ab NB ANT5	802.15.4ab NB ANT6				
Head	Left Cheek	0.562	0.024	0.302	0.037	0.016	0.624	0.603	0.902	0.881
	Left Tilt	0.779	0.024	0.302	0.036	0.026	0.839	0.829	1.117	1.107
	Right Cheek	0.858	0.024	0.302	0.000	0.036	0.883	0.919	1.160	1.197
	Right Tilt	0.815	0.024	0.302	0.002	0.030	0.841	0.870	1.119	1.147
Body-worn & Hotspot	Back	0.944	0.270	0.299	0.013	0.062	1.226	1.276	1.255	1.305
	Front	0.592	0.270	0.299	0.000		0.862	0.861	0.890	0.890
Hotspot	Edge Top	0.538		0.299		0.004	0.538	0.541	0.836	0.840
	Edge Right	0.792		0.309			0.792	0.792	1.101	1.101
	Edge Bottom	0.602	0.229		0.000		0.831	0.830	0.602	0.602
	Edge Left	0.842	0.229		0.000	0.006	1.070	1.077	0.842	0.848

### 12.16. WWAN(TNE) Cell-on & Wi-Fi 5G Power State 6 & BT & 802.15.4ab NB

RF Exposure conditions	Test Position	Standalone SAR (W/kg)							Σ 1-g SAR (W/kg)							
		1	2	3	4	5	6	7	1+2+4+6	1+2+4+7	1+3+4+6	1+3+4+7	1+2+5+6	1+2+5+7	1+3+5+6	1+3+5+7
		WWAN Cell-on Worst case	Wi-Fi 5G Pstate 6 ANT5	Wi-Fi 5G Pstate 6 ANT6	BT (P <sub>Low</sub> ) ANT3	BT (P <sub>Low</sub> ) ANT4	802.15.4ab NB ANT5	802.15.4ab NB ANT6								
Head	Left Cheek	0.562	0.028	0.143	0.000	0.066	0.037	0.016	0.628	0.607	0.743	0.722	0.694	0.673	0.809	0.788
	Left Tilt	0.779	0.028	0.312	0.000	0.066	0.036	0.026	0.843	0.833	1.126	1.116	0.909	0.899	1.193	1.183
	Right Cheek	0.858	0.028	0.143	0.000	0.066	0.000	0.036	0.886	0.923	1.002	1.038	0.953	0.989	1.068	1.104
	Right Tilt	0.815	0.028	0.143	0.000	0.066	0.002	0.030	0.845	0.873	0.961	0.989	0.911	0.940	1.027	1.055
Body-worn & Hotspot	Back	0.944	0.387	0.378	0.046	0.057	0.013	0.062	1.389	1.439	1.380	1.430	1.400	1.449	1.391	1.441
	Front	0.592	0.293	0.006	0.046	0.057	0.000		0.931	0.930	0.644	0.644	0.941	0.941	0.655	0.655
Hotspot	Edge Top	0.538		0.084		0.063		0.004	0.538	0.541	0.622	0.625	0.601	0.604	0.685	0.688
	Edge Right	0.792				0.063			0.792	0.792	0.792	0.792	0.855	0.855	0.855	0.855
	Edge Bottom	0.602	0.202		0.061		0.000		0.864	0.864	0.662	0.662	0.804	0.803	0.602	0.602
	Edge Left	0.842	0.202	0.058	0.061		0.000	0.006	1.104	1.110	0.961	0.967	1.044	1.050	0.900	0.906

### 12.17. WWAN(TNE) Cell-on & Wi-Fi 5G Power State 6 & 802.15.4 & 802.15.4ab NB

RF Exposure conditions	Test Position	Standalone SAR (W/kg)							Σ 1-g SAR (W/kg)							
		1 WWAN Cell-on Worst case	2 Wi-Fi 5G Pstate 6 ANT5	3 Wi-Fi 5G Pstate 6 ANT6	4 802.15.4 (P <sub>Low</sub> ) ANT3	5 802.15.4 (P <sub>Low</sub> ) ANT4	6 802.15.4ab NB ANT5	7 802.15.4ab NB ANT6	1+2+4+6	1+2+4+7	1+3+4+6	1+3+4+7	1+2+5+6	1+2+5+7	1+3+5+6	1+3+5+7
Head	Left Cheek	0.562	0.028	0.143	0.012	0.083	0.037	0.016	0.640	0.619	0.755	0.734	0.711	0.689	0.826	0.805
	Left Tilt	0.779	0.028	0.312	0.011	0.083	0.036	0.026	0.853	0.843	1.137	1.127	0.925	0.915	1.209	1.199
	Right Cheek	0.858	0.028	0.143	0.025	0.083	0.000	0.036	0.911	0.947	1.026	1.062	0.969	1.005	1.084	1.121
	Right Tilt	0.815	0.028	0.143	0.005	0.083	0.002	0.030	0.850	0.878	0.965	0.994	0.928	0.956	1.043	1.071
Body-worn & Hotspot	Back	0.944	0.387	0.378	0.029	0.080	0.013	0.062	1.372	1.422	1.363	1.413	1.423	1.473	1.414	1.464
	Front	0.592	0.293	0.006	0.059	0.080	0.000		0.944	0.944	0.657	0.657	0.965	0.964	0.678	0.678
Hotspot	Edge Top	0.538		0.084		0.080		0.004	0.538	0.541	0.622	0.625	0.617	0.621	0.701	0.705
	Edge Right	0.792				0.080			0.792	0.792	0.792	0.792	0.872	0.872	0.872	0.872
	Edge Bottom	0.602	0.202		0.059			0.000	0.862	0.862	0.661	0.660	0.804	0.803	0.602	0.602
	Edge Left	0.842	0.202	0.058	0.059			0.006	1.102	1.109	0.959	0.965	1.044	1.050	0.900	0.906

### 12.18. WWAN(PCE) Cell-on & BT & NB UNII & 802.15.4

RF Exposure conditions	Test Position	Standalone SAR (W/kg)							Σ 1-g SAR (W/kg)					
		1 WWAN Cell-on Worst case	2 BT (P <sub>High</sub> ) ANT3	3 BT (P <sub>High</sub> ) ANT4	4 NB UNII (P <sub>High</sub> ) ANT5	5 NB UNII (P <sub>High</sub> ) ANT6	6 802.15.4 (P <sub>High</sub> ) ANT3	7 802.15.4 (P <sub>High</sub> ) ANT4	1+2	1+3	1+4	1+5	1+6	1+7
Head	Left Cheek	0.959	0.019	0.363	0.000	0.124	0.012	0.264	0.978	1.322	0.959	1.083	0.971	1.223
	Left Tilt	0.875	0.019	0.363	0.000	0.192	0.011	0.264	0.894	1.238	0.875	1.067	0.886	1.140
	Right Cheek	0.942	0.019	0.363	0.000	0.126	0.025	0.264	0.961	1.305	0.942	1.069	0.967	1.207
	Right Tilt	0.935	0.019	0.363	0.000	0.161	0.005	0.264	0.954	1.298	0.935	1.096	0.940	1.200
Body-worn & Hotspot	Back	0.955	0.162	0.370	0.166	0.321	0.174	0.197	1.117	1.324	1.121	1.276	1.129	1.152
	Front	0.803	0.162	0.370	0.166	0.026	0.245	0.197	0.965	1.172	0.969	0.828	1.048	1.000
Hotspot	Edge Top	0.940		0.330		0.129		0.197	0.940	1.271	0.940	1.069	0.940	1.137
	Edge Right	0.908		0.330				0.197	0.908	1.238	0.908	0.908	0.908	1.105
	Edge Bottom	0.957	0.249		0.166		0.245		1.206	0.957	1.123	0.957	1.202	0.957
	Edge Left	0.950	0.249		0.166	0.103	0.245		1.199	0.950	1.117	1.053	1.196	0.950

### 12.19. WWAN(PCE) Cell-on & BT & 802.15.4ab NB

RF Exposure conditions	Test Position	Standalone SAR (W/kg)					Σ 1-g SAR (W/kg)			
		1 WWAN Cell-on Worst case	2 BT (P <sub>High</sub> ) ANT3	3 BT (P <sub>High</sub> ) ANT4	4 802.15.4ab NB ANT5	5 802.15.4ab NB ANT6	1+2+4	1+2+5	1+3+4	1+3+5
Head	Left Cheek	0.959	0.019	0.363	0.037	0.016	1.015	0.994	1.359	1.338
	Left Tilt	0.875	0.019	0.363	0.036	0.026	0.930	0.920	1.274	1.264
	Right Cheek	0.942	0.019	0.363	0.000	0.036	0.961	0.998	1.305	1.342
	Right Tilt	0.935	0.019	0.363	0.002	0.030	0.956	0.984	1.300	1.328
Body-worn & Hotspot	Back	0.955	0.162	0.370	0.013	0.062	1.130	1.180	1.337	1.387
	Front	0.803	0.162	0.370	0.000		0.965	0.965	1.172	1.172
Hotspot	Edge Top	0.940		0.330		0.004	0.940	0.944	1.271	1.274
	Edge Right	0.908		0.330			0.908	0.908	1.238	1.238
	Edge Bottom	0.957	0.249		0.000		1.206	1.206	0.957	0.957
	Edge Left	0.950	0.249		0.000	0.006	1.199	1.205	0.951	0.957

### 12.20. WWAN(PCE) Cell-on & 802.15.4 & 802.15.4ab NB

RF Exposure conditions	Test Position	Standalone SAR (W/kg)					Σ 1-g SAR (W/kg)			
		1 WWAN Cell-on Worst case	2 802.15.4 (P <sub>High</sub> ) ANT3	3 802.15.4 (P <sub>High</sub> ) ANT4	4 802.15.4ab NB ANT5	5 802.15.4ab NB ANT6	1+2+4	1+2+5	1+3+4	1+3+5
Head	Left Cheek	0.959	0.012	0.264	0.037	0.016	1.009	0.987	1.009	0.987
	Left Tilt	0.875	0.011	0.264	0.036	0.026	0.922	0.912	0.922	0.912
	Right Cheek	0.942	0.025	0.264	0.000	0.036	0.967	1.003	0.967	1.003
	Right Tilt	0.935	0.005	0.264	0.002	0.030	0.942	0.970	0.942	0.970
Body-worn & Hotspot	Back	0.955	0.174	0.197	0.013	0.062	1.141	1.191	1.141	1.191
	Front	0.803	0.245	0.197	0.000		1.048	1.048	1.048	1.048
Hotspot	Edge Top	0.940		0.197		0.004	0.940	0.944	0.940	0.944
	Edge Right	0.908		0.197			0.908	0.908	0.908	0.908
	Edge Bottom	0.957	0.245		0.000		1.202	1.202	1.202	1.202
	Edge Left	0.950	0.245		0.000	0.006	1.196	1.202	1.196	1.202

### 12.21. WWAN(PCE) Cell-on & Wi-Fi 2.4G Power State 4 & NB UNII

RF Exposure conditions	Test Position	Standalone SAR (W/kg)					Σ 1-g SAR (W/kg)			
		1	2	3	4	5	1+2+4	1+2+5	1+3+4	1+3+5
		WWAN Cell-on Worst case	Wi-Fi 2.4G Pstate 4 ANT3	Wi-Fi 2.4G Pstate 4 ANT4	NB UNII (P <sub>Low</sub> ) ANT5	NB UNII (P <sub>Low</sub> ) ANT6				
Head	Left Cheek	0.959	0.031	0.381	0.000	0.021	0.990	1.011	1.340	1.361
	Left Tilt	0.875	0.031	0.381	0.000	0.021	0.906	0.927	1.256	1.277
	Right Cheek	0.942	0.031	0.381	0.000	0.021	0.973	0.994	1.323	1.344
	Right Tilt	0.935	0.031	0.381	0.000	0.021	0.966	0.987	1.316	1.337
Body-worn & Hotspot	Back	0.955	0.339	0.376	0.098	0.081	1.392	1.375	1.429	1.412
	Front	0.803	0.339	0.376	0.098	0.081	1.240	1.223	1.276	1.259
Hotspot	Edge Top	0.940		0.376		0.083	0.940	1.024	1.316	1.399
	Edge Right	0.908		0.389			0.908	0.908	1.297	1.297
	Edge Bottom	0.957	0.288		0.098		1.343	1.245	1.055	0.957
	Edge Left	0.950	0.288		0.098	0.081	1.336	1.319	1.048	1.031

### 12.22. WWAN(PCE) Cell-on & Wi-Fi 5G Power State 4 & BT & 802.15.4

RF Exposure conditions	Test Position	Standalone SAR (W/kg)							Σ 1-g SAR (W/kg)							
		1	2	3	4	5	6	7	1+2+4	1+2+5	1+3+4	1+3+5	1+2+6	1+2+7	1+3+6	1+3+7
		WWAN Cell-on Worst case	Wi-Fi 5G Pstate 4 ANT5	Wi-Fi 5G Pstate 4 ANT6	BT (P <sub>Low</sub> ) ANT3	BT (P <sub>Low</sub> ) ANT4	802.15.4 (P <sub>Low</sub> ) ANT3	802.15.4 (P <sub>Low</sub> ) ANT4								
Head	Left Cheek	0.959	0.028	0.143	0.000	0.066	0.012	0.083	0.987	1.053	1.103	1.169	0.999	1.070	1.115	1.185
	Left Tilt	0.875	0.028	0.317	0.000	0.066	0.011	0.083	0.903	0.970	1.193	1.259	0.914	0.986	1.203	1.275
	Right Cheek	0.942	0.028	0.143	0.000	0.066	0.025	0.083	0.970	1.037	1.086	1.152	0.995	1.053	1.110	1.169
	Right Tilt	0.935	0.028	0.143	0.000	0.066	0.005	0.083	0.963	1.029	1.079	1.145	0.968	1.046	1.084	1.162
Body-worn & Hotspot	Back	0.955	0.487	0.476	0.046	0.057	0.029	0.080	1.488	1.498	1.477	1.488	1.471	1.522	1.460	1.511
	Front	0.803	0.369	0.008	0.046	0.057	0.059	0.080	1.217	1.228	0.857	0.867	1.230	1.251	0.870	0.891
Hotspot	Edge Top	0.940		0.106		0.063		0.080	0.940	1.003	1.046	1.109	0.940	1.020	1.046	1.126
	Edge Right	0.908				0.063		0.080	0.908	0.971	0.908	0.971	0.908	0.988	0.908	0.988
	Edge Bottom	0.957	0.254		0.061		0.059		1.272	1.211	1.018	0.957	1.270	1.211	1.016	0.957
	Edge Left	0.950	0.254	0.073	0.061		0.059		1.285	1.205	1.084	1.024	1.263	1.205	1.083	1.024

### 12.23. WWAN(PCE) Cell-on & Wi-Fi 2.4G Power State 6 & 802.15.4ab NB

RF Exposure conditions	Test Position	Standalone SAR (W/kg)					Σ 1-g SAR (W/kg)			
		1	2	3	4	5	1+2+4	1+2+5	1+3+4	1+3+5
		WWAN Cell-on Worst case	Wi-Fi 2.4G Pstate 6 ANT3	Wi-Fi 2.4G Pstate 6 ANT4	802.15.4ab NB ANT5	802.15.4ab NB ANT6				
Head	Left Cheek	0.959	0.024	0.302	0.037	0.016	1.021	1.000	1.299	1.278
	Left Tilt	0.875	0.024	0.302	0.036	0.026	0.936	0.925	1.213	1.203
	Right Cheek	0.942	0.024	0.302	0.000	0.036	0.967	1.003	1.245	1.281
	Right Tilt	0.935	0.024	0.302	0.002	0.030	0.961	0.989	1.239	1.267
Body-worn & Hotspot	Back	0.955	0.270	0.299	0.013	0.062	1.237	1.287	1.266	1.316
	Front	0.803	0.270	0.299	0.000		1.072	1.072	1.101	1.101
Hotspot	Edge Top	0.940		0.299		0.004	0.940	0.944	1.239	1.243
	Edge Right	0.908		0.309			0.908	0.908	1.217	1.217
	Edge Bottom	0.957	0.229		0.000		1.186	1.186	0.957	0.957
	Edge Left	0.950	0.229		0.000	0.006	1.179	1.186	0.951	0.957

### 12.24. WWAN(PCE) Cell-on & Wi-Fi 5G Power State 6 & BT & 802.15.4ab NB

RF Exposure conditions	Test Position	Standalone SAR (W/kg)							Σ 1-g SAR (W/kg)							
		1	2	3	4	5	6	7	1+2+4+6	1+2+4+7	1+3+4+6	1+3+4+7	1+2+5+6	1+2+5+7	1+3+5+6	1+3+5+7
		WWAN Cell-on Worst case	Wi-Fi 5G Pstate 6 ANT5	Wi-Fi 5G Pstate 6 ANT6	BT (P <sub>Low</sub> ) ANT3	BT (P <sub>Low</sub> ) ANT4	802.15.4ab NB ANT5	802.15.4ab NB ANT6								
Head	Left Cheek	0.959	0.028	0.143	0.000	0.066	0.037	0.016	1.025	1.003	1.140	1.119	1.091	1.070	1.206	1.185
	Left Tilt	0.875	0.028	0.312	0.000	0.066	0.036	0.026	0.939	0.929	1.223	1.213	1.006	0.995	1.289	1.279
	Right Cheek	0.942	0.028	0.143	0.000	0.066	0.000	0.036	0.971	1.007	1.086	1.122	1.037	1.073	1.152	1.188
	Right Tilt	0.935	0.028	0.143	0.000	0.066	0.002	0.030	0.965	0.993	1.080	1.108	1.031	1.059	1.147	1.175
Body-worn & Hotspot	Back	0.955	0.387	0.378	0.046	0.057	0.013	0.062	1.400	1.450	1.392	1.441	1.411	1.461	1.402	1.452
	Front	0.803	0.293	0.006	0.046	0.057	0.000		1.142	1.141	0.855	0.855	1.152	1.152	0.866	0.866
Hotspot	Edge Top	0.940		0.084		0.063		0.004	0.940	0.944	1.024	1.028	1.003	1.007	1.087	1.091
	Edge Right	0.908				0.063			0.908	0.908	0.908	0.908	0.971	0.971	0.971	0.971
	Edge Bottom	0.957	0.202		0.061		0.000		1.220	1.220	1.018	1.018	1.159	1.159	0.957	0.957
	Edge Left	0.950	0.202	0.058	0.061		0.000	0.006	1.213	1.219	1.070	1.076	1.152	1.159	1.009	1.015

### 12.25. WWAN(PCE) Cell-on & Wi-Fi 5G Power State 6 & 802.15.4 & 802.15.4ab NB

RF Exposure conditions	Test Position	Standalone SAR (W/kg)							Σ 1-g SAR (W/kg)							
		1 WWAN Cell-on Worst case	2 Wi-Fi 5G PState 6 ANT5	3 Wi-Fi 5G PState 6 ANT6	4 802.15.4 (P <sub>low</sub> ) ANT3	5 802.15.4 (P <sub>low</sub> ) ANT4	6 802.15.4ab NB ANT5	7 802.15.4ab NB ANT6	1+2+4+6	1+2+4+7	1+3+4+6	1+3+4+7	1+2+5+6	1+2+5+7	1+3+5+6	1+3+5+7
Head	Left Cheek	0.959	0.028	0.143	0.012	0.083	0.037	0.016	1.037	1.015	1.152	1.131	1.107	1.086	1.223	1.201
	Left Tilt	0.875	0.028	0.312	0.011	0.083	0.036	0.026	0.950	0.940	1.234	1.223	1.022	1.012	1.306	1.296
	Right Cheek	0.942	0.028	0.143	0.025	0.083	0.000	0.036	0.995	1.031	1.110	1.147	1.053	1.090	1.169	1.205
	Right Tilt	0.935	0.028	0.143	0.005	0.083	0.002	0.030	0.970	0.998	1.085	1.113	1.048	1.076	1.163	1.191
Body-worn & Hotspot	Back	0.955	0.387	0.378	0.029	0.080	0.013	0.062	1.383	1.433	1.375	1.424	1.434	1.484	1.426	1.475
	Front	0.803	0.293	0.006	0.059	0.080	0.000		1.155	1.154	0.868	0.868	1.176	1.175	0.889	0.889
Hotspot	Edge Top	0.940		0.084		0.080		0.004	0.940	0.944	1.024	1.028	1.020	1.024	1.104	1.108
	Edge Right	0.908				0.080			0.908	0.908	0.908	0.908	0.988	0.988	0.988	0.988
	Edge Bottom	0.957	0.202		0.059		0.000		1.218	1.218	1.016	1.016	1.159	1.159	0.957	0.957
	Edge Left	0.950	0.202	0.058	0.059			0.006	1.211	1.218	1.068	1.074	1.152	1.159	1.009	1.015

### 12.26. WWAN(CBE) Cell-on & BT & NB UNII & 802.15.4

RF Exposure conditions	Test Position	Standalone SAR (W/kg)							Σ 1-g SAR (W/kg)						
		1 WWAN Cell-on Worst case	2 BT (P <sub>High</sub> ) ANT3	3 BT (P <sub>High</sub> ) ANT4	4 NB UNII (P <sub>High</sub> ) ANT5	5 NB UNII (P <sub>High</sub> ) ANT6	6 802.15.4 (P <sub>High</sub> ) ANT3	7 802.15.4 (P <sub>High</sub> ) ANT4	1+2	1+3	1+4	1+5	1+6	1+7	
Head	Left Cheek	0.916	0.019	0.363	0.000	0.124	0.012	0.264	0.936	1.280	0.917	1.041	0.929	1.181	
	Left Tilt	0.572	0.019	0.363	0.000	0.192	0.011	0.264	0.591	0.935	0.572	0.764	0.583	0.837	
	Right Cheek	0.785	0.019	0.363	0.000	0.126	0.025	0.264	0.804	1.148	0.785	0.911	0.809	1.049	
	Right Tilt	0.560	0.019	0.363	0.000	0.161	0.005	0.264	0.579	0.923	0.560	0.721	0.565	0.825	
Body-worn & Hotspot	Back	0.927	0.162	0.370	0.166	0.321	0.174	0.197	1.089	1.296	1.093	1.248	1.100	1.124	
	Front	0.525	0.162	0.370	0.166	0.026	0.245	0.197	0.688	0.895	0.691	0.551	0.771	0.722	
Hotspot	Edge Top	0.337		0.330		0.129			0.197	0.337	0.667	0.337	0.465	0.337	0.534
	Edge Right	0.888		0.330					0.197	0.888	1.219	0.888	0.888	0.888	1.085
	Edge Bottom	0.493	0.249		0.166		0.245		0.742	0.493	0.659	0.493	0.738	0.493	
	Edge Left	0.942	0.249		0.166	0.103	0.245		1.190	0.942	1.108	1.044	1.187	0.942	

### 12.27. WWAN(CBE) Cell-on & BT & 802.15.4ab NB

RF Exposure conditions	Test Position	Standalone SAR (W/kg)					Σ 1-g SAR (W/kg)			
		1 WWAN Cell-on Worst case	2 BT (P <sub>High</sub> ) ANT3	3 BT (P <sub>High</sub> ) ANT4	4 802.15.4ab NB ANT5	5 802.15.4ab NB ANT6	1+2+4	1+2+5	1+3+4	1+3+5
Head	Left Cheek	0.916	0.019	0.363	0.037	0.016	0.973	0.952	1.317	1.296
	Left Tilt	0.572	0.019	0.363	0.036	0.026	0.627	0.617	0.971	0.961
	Right Cheek	0.785	0.019	0.363	0.000	0.036	0.804	0.840	1.148	1.184
	Right Tilt	0.560	0.019	0.363	0.002	0.030	0.581	0.609	0.925	0.953
Body-worn & Hotspot	Back	0.927	0.162	0.370	0.013	0.062	1.102	1.152	1.309	1.359
	Front	0.525	0.162	0.370	0.000		0.688	0.688	0.895	0.895
Hotspot	Edge Top	0.337		0.330		0.004	0.337	0.340	0.667	0.671
	Edge Right	0.888		0.330			0.888	0.888	1.219	1.219
	Edge Bottom	0.493	0.249		0.000		0.742	0.742	0.493	0.493
	Edge Left	0.942	0.249		0.000	0.006	1.190	1.197	0.942	0.948

### 12.28. WWAN(CBE) Cell-on & BT & 802.15.4ab NB

RF Exposure conditions	Test Position	Standalone SAR (W/kg)					Σ 1-g SAR (W/kg)			
		1 WWAN Cell-on Worst case	2 802.15.4 (P <sub>High</sub> ) ANT3	3 802.15.4 (P <sub>High</sub> ) ANT4	4 802.15.4ab NB ANT5	5 802.15.4ab NB ANT6	1+2+4	1+2+5	1+3+4	1+3+5
Head	Left Cheek	0.916	0.012	0.264	0.037	0.016	0.966	0.945	0.966	0.945
	Left Tilt	0.572	0.011	0.264	0.036	0.026	0.619	0.609	0.619	0.609
	Right Cheek	0.785	0.025	0.264	0.000	0.036	0.809	0.845	0.809	0.845
	Right Tilt	0.560	0.005	0.264	0.002	0.030	0.567	0.595	0.567	0.595
Body-worn & Hotspot	Back	0.927	0.174	0.197	0.013	0.062	1.113	1.163	1.113	1.163
	Front	0.525	0.245	0.197	0.000		0.771	0.771	0.771	0.771
Hotspot	Edge Top	0.337		0.197		0.004	0.337	0.340	0.337	0.340
	Edge Right	0.888		0.197			0.888	0.888	0.888	0.888
	Edge Bottom	0.493	0.245		0.000		0.738	0.738	0.738	0.738
	Edge Left	0.942	0.245		0.000	0.006	1.187	1.193	1.187	1.193



### 12.29. WWAN(CBE) Cell-on & Wi-Fi 2.4G Power State 4 & NB UNII

RF Exposure conditions	Test Position	Standalone SAR (W/kg)					Σ 1-g SAR (W/kg)			
		1	2	3	4	5	1+2+4	1+2+5	1+3+4	1+3+5
		WWAN Cell-on Worst case	Wi-Fi 2.4G Pstate 4 ANT3	Wi-Fi 2.4G Pstate 4 ANT4	NB UNII (P <sub>Low</sub> ) ANT5	NB UNII (P <sub>Low</sub> ) ANT6				
Head	Left Cheek	0.916	0.031	0.381	0.000	0.021	0.947	0.968	1.297	1.318
	Left Tilt	0.572	0.031	0.381	0.000	0.021	0.603	0.624	0.953	0.974
	Right Cheek	0.785	0.031	0.381	0.000	0.021	0.815	0.836	1.165	1.186
	Right Tilt	0.560	0.031	0.381	0.000	0.021	0.591	0.612	0.941	0.962
Body-worn & Hotspot	Back	0.927	0.339	0.376	0.098	0.081	1.364	1.347	1.400	1.384
	Front	0.525	0.339	0.376	0.098	0.081	0.963	0.946	0.999	0.982
Hotspot	Edge Top	0.337		0.376		0.083	0.337	0.420	0.712	0.796
	Edge Right	0.888		0.389			0.888	0.888	1.277	1.277
	Edge Bottom	0.493	0.288		0.098		0.879	0.781	0.591	0.493
	Edge Left	0.942	0.288		0.098	0.081	1.327	1.311	1.039	1.023

### 12.30. WWAN(CBE) Cell-on & Wi-Fi 5G Power State 4 & BT & 802.15.4

RF Exposure conditions	Test Position	Standalone SAR (W/kg)							Σ 1-g SAR (W/kg)							
		1	2	3	4	5	6	7	1+2+4	1+2+5	1+3+4	1+3+5	1+2+6	1+2+7	1+3+6	1+3+7
		WWAN Cell-on Worst case	Wi-Fi 5G Pstate 4 ANT5	Wi-Fi 5G Pstate 4 ANT6	BT (P <sub>Low</sub> ) ANT3	BT (P <sub>Low</sub> ) ANT4	802.15.4 (P <sub>Low</sub> ) ANT3	802.15.4 (P <sub>Low</sub> ) ANT4								
Head	Left Cheek	0.916	0.028	0.143	0.000	0.066	0.012	0.083	0.944	1.011	1.060	1.126	0.957	1.027	1.072	1.143
	Left Tilt	0.572	0.028	0.317	0.000	0.066	0.011	0.083	0.600	0.667	0.890	0.956	0.611	0.683	0.900	0.972
	Right Cheek	0.785	0.028	0.143	0.000	0.066	0.025	0.083	0.813	0.879	0.928	0.994	0.837	0.895	0.952	1.011
	Right Tilt	0.560	0.028	0.143	0.000	0.066	0.005	0.083	0.588	0.655	0.704	0.770	0.593	0.671	0.709	0.787
Body-worn & Hotspot	Back	0.927	0.487	0.476	0.046	0.057	0.029	0.080	1.459	1.470	1.449	1.459	1.443	1.493	1.432	1.483
	Front	0.525	0.369	0.008	0.046	0.057	0.059	0.080	0.940	0.951	0.579	0.590	0.953	0.974	0.592	0.613
Hotspot	Edge Top	0.337		0.106		0.063		0.080	0.337	0.400	0.442	0.505	0.337	0.416	0.442	0.522
	Edge Right	0.888				0.063		0.080	0.888	0.951	0.888	0.951	0.888	0.968	0.888	0.968
	Edge Bottom	0.493	0.254		0.061		0.059		0.808	0.747	0.554	0.493	0.806	0.747	0.552	0.493
	Edge Left	0.942	0.254	0.073	0.061		0.059		1.256	1.196	1.076	1.015	1.255	1.196	1.074	1.015

### 12.31. WWAN(CBE) Cell-on & Wi-Fi 2.4G Power State 6 & 802.15.4ab NB

RF Exposure conditions	Test Position	Standalone SAR (W/kg)					Σ 1-g SAR (W/kg)			
		1	2	3	6	7	1+2+6	1+2+7	1+3+6	1+3+7
		WWAN Cell-on Worst case	Wi-Fi 2.4G Pstate 6 ANT3	Wi-Fi 2.4G Pstate 6 ANT4	802.15.4ab NB ANT5	802.15.4ab NB ANT6				
Head	Left Cheek	0.916	0.024	0.302	0.037	0.016	0.978	0.957	1.256	1.235
	Left Tilt	0.572	0.024	0.302	0.036	0.026	0.633	0.622	0.910	0.900
	Right Cheek	0.785	0.024	0.302	0.000	0.036	0.809	0.845	1.087	1.123
	Right Tilt	0.560	0.024	0.302	0.002	0.030	0.586	0.614	0.864	0.892
Body-worn & Hotspot	Back	0.927	0.270	0.299	0.013	0.062	1.209	1.259	1.238	1.288
	Front	0.525	0.270	0.299	0.000		0.795	0.795	0.824	0.824
Hotspot	Edge Top	0.337		0.299		0.004	0.337	0.340	0.635	0.639
	Edge Right	0.888		0.309			0.888	0.888	1.197	1.197
	Edge Bottom	0.493	0.229		0.000		0.722	0.722	0.493	0.493
	Edge Left	0.942	0.229		0.000	0.006	1.170	1.177	0.942	0.948

### 12.32. WWAN(CBE) Cell-on & Wi-Fi 5G Power State 6 & BT & 802.15.4ab NB

RF Exposure conditions	Test Position	Standalone SAR (W/kg)							Σ 1-g SAR (W/kg)							
		1	2	3	4	5	6	7	1+2+4+6	1+2+4+7	1+3+4+6	1+3+4+7	1+2+5+6	1+2+5+7	1+3+5+6	1+3+5+7
		WWAN Cell-on Worst case	Wi-Fi 5G Pstate 6 ANT5	Wi-Fi 5G Pstate 6 ANT6	BT(P <sub>Low</sub> ) ANT3	BT(P <sub>Low</sub> ) ANT4	802.15.4ab NB ANT5	802.15.4ab NB ANT6								
Head	Left Cheek	0.916	0.028	0.143	0.000	0.066	0.037	0.016	0.982	0.961	1.097	1.076	1.048	1.027	1.164	1.142
	Left Tilt	0.572	0.028	0.312	0.000	0.066	0.036	0.026	0.636	0.626	0.920	0.910	0.703	0.692	0.986	0.976
	Right Cheek	0.785	0.028	0.143	0.000	0.066	0.000	0.036	0.813	0.849	0.928	0.964	0.879	0.915	0.994	1.031
	Right Tilt	0.560	0.028	0.143	0.000	0.066	0.002	0.030	0.590	0.618	0.705	0.733	0.656	0.684	0.772	0.800
Body-worn & Hotspot	Back	0.927	0.387	0.378	0.046	0.057	0.013	0.062	1.372	1.422	1.363	1.413	1.383	1.433	1.374	1.424
	Front	0.525	0.293	0.006	0.046	0.057	0.000		0.864	0.864	0.578	0.578	0.875	0.875	0.589	0.588
Hotspot	Edge Top	0.337		0.084		0.063		0.004	0.337	0.340	0.421	0.424	0.400	0.403	0.484	0.487
	Edge Right	0.888				0.063			0.888	0.888	0.888	0.888	0.951	0.951	0.951	0.951
	Edge Bottom	0.493	0.202		0.061		0.000		0.756	0.756	0.554	0.554	0.695	0.695	0.493	0.493
	Edge Left	0.942	0.202	0.058	0.061		0.000	0.006	1.204	1.210	1.061	1.067	1.144	1.150	1.000	1.006

### 12.33. WWAN(CBE) Cell-on & Wi-Fi 5G Power State 6 & 802.15.4 & 802.15.4ab NB

RF Exposure conditions	Test Position	Standalone SAR (W/kg)							Σ 1-g SAR (W/kg)							
		1 WWAN Cell-on Worst case	2 Wi-Fi 5G Pstate 6 ANT5	3 Wi-Fi 5G Pstate 6 ANT6	4 802.15.4 (P <sub>low</sub> ) ANT3	5 802.15.4 (P <sub>low</sub> ) ANT4	6 802.15.4ab NB ANT5	7 802.15.4ab NB ANT6	1+2+4+6	1+2+4+7	1+3+4+6	1+3+4+7	1+2+5+6	1+2+5+7	1+3+5+6	1+3+5+7
Head	Left Cheek	0.916	0.028	0.143	0.012	0.083	0.037	0.016	0.994	0.973	1.109	1.088	1.065	1.044	1.180	1.159
	Left Tilt	0.572	0.028	0.312	0.011	0.083	0.036	0.026	0.647	0.637	0.931	0.920	0.719	0.709	1.003	0.993
	Right Cheek	0.785	0.028	0.143	0.025	0.083	0.000	0.036	0.837	0.874	0.953	0.989	0.896	0.932	1.011	1.047
	Right Tilt	0.560	0.028	0.143	0.005	0.083	0.002	0.030	0.595	0.623	0.710	0.738	0.673	0.701	0.788	0.816
Body-worn & Hotspot	Back	0.927	0.387	0.378	0.029	0.080	0.013	0.062	1.355	1.405	1.347	1.396	1.406	1.456	1.397	1.447
	Front	0.525	0.293	0.006	0.059	0.080	0.000	0.000	0.877	0.877	0.591	0.591	0.898	0.898	0.612	0.612
Hotspot	Edge Top	0.337		0.084		0.080		0.004	0.337	0.340	0.421	0.424	0.416	0.420	0.500	0.504
	Edge Right	0.888				0.080			0.888	0.888	0.888	0.888	0.968	0.968	0.968	0.968
	Edge Bottom	0.493	0.202		0.059		0.000		0.754	0.754	0.552	0.552	0.695	0.695	0.493	0.493
	Edge Left	0.942	0.202	0.058	0.059		0.000	0.006	1.202	1.209	1.059	1.065	1.144	1.150	1.000	1.006

### 12.34. MSS (TNE) Cell-on & Wi-Fi 6G & NFC

RF Exposure conditions	Standalone SAR (W/kg)				Σ 10-g SAR (W/kg)	
	1 WWAN Cell-on Worst case	2 Wi-Fi 6G ANT5	3 Wi-Fi 6G ANT6	4 NFC	1+2+4	1+3+4
Extremity	2.388	0.113	0.102	0.000	2.501	2.490

## **Appendixes**

**Refer to separated files for the following appendixes.**

**Appendix A: SAR/PD Setup Photos**

**Appendix B: SAR/PD System Check Plots**

**Appendix C: SAR/PD Highest Test Plots**

**Appendix D: Tissue Ingredients**

**Appendix E: Probe Certificates**

**Appendix F: Dipole Certificates**

**Appendix G: LTE Down-Link CA**

**Appendix H: Wi-Fi Time-Averaged SAR**

**Appendix I: MSS Time-Averaged SAR**

**Appendix J: Data Reuse SAR Test**

**Appendix K: Power Reduction Validation**

**END OF REPORT**