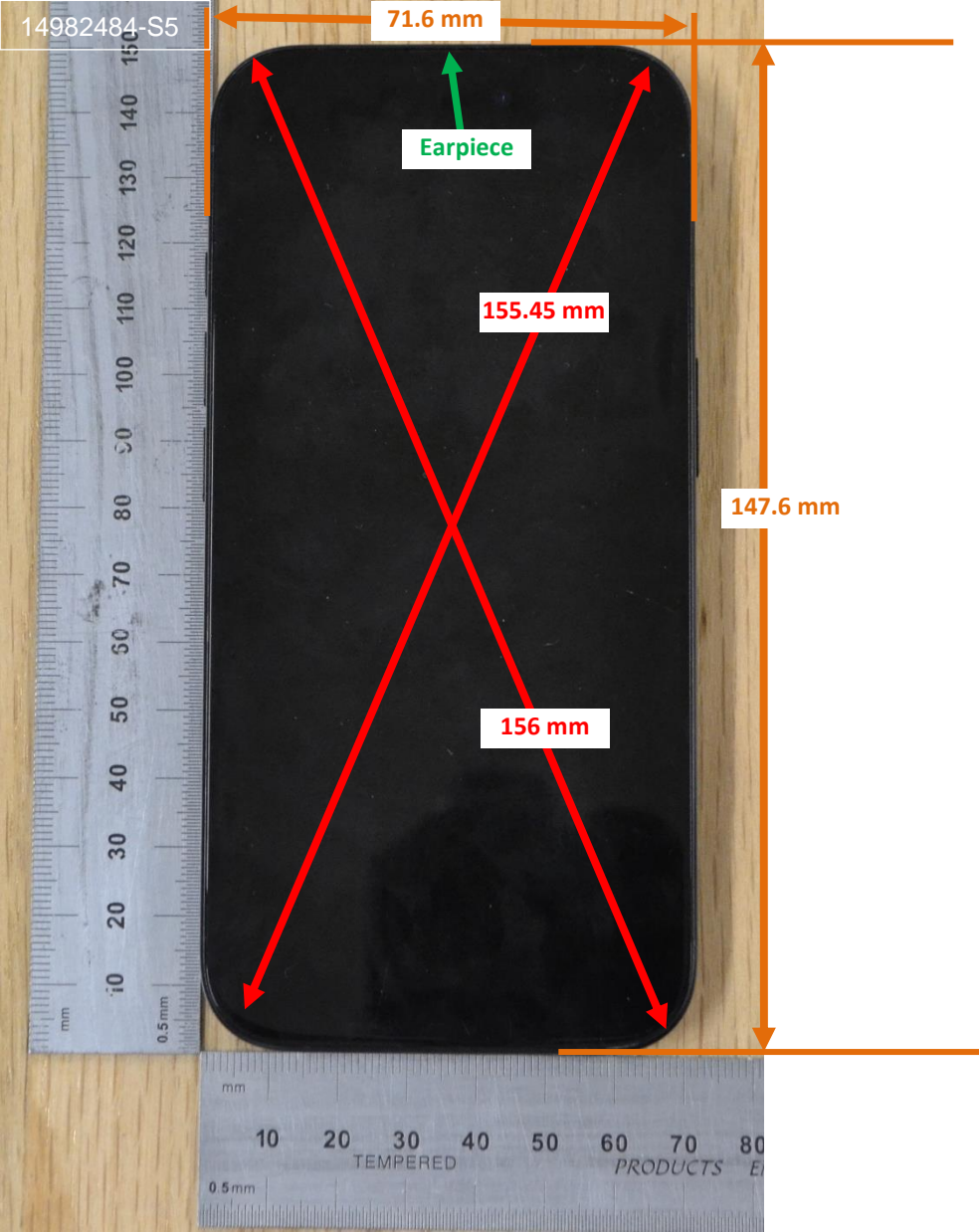


DUT and SAR Set-up Photos

Photograph 1: Overall Dimensions



Photograph 2: Front View of the DUT



Photograph 3: Back View of the DUT




Setup Photos

Photograph 4: Handset Vertical and Horizontal Reference Lines




Power Density Setup Photos


Photograph 5: Back, 2 mm




Photograph 6: Front, 2 mm




Photograph 7: Edge Top, 2 mm




Photograph 8: Edge Right, 2 mm



Photograph 9: Edge Bottom, 2 mm



Photograph 10: Edge Left, 2 mm



Antenna Dimensions & Separation Distances

