



SAR EVALUATION REPORT

IEEE Std 1528-2013

For
SMARTPHONE

FCC ID: BCG-E8684A

Model Name: A3084

Report Number: 14982479-S1V3

Issue Date: 9/6/2024

Prepared for
APPLE INC.
1 APPLE PARK WAY
CUPERTINO, CA 95014-2084

Prepared by
UL VERIFICATION SERVICES INC.
47173 BENICIA STREET
FREMONT, CA 94538, U.S.A.
TEL: (510) 319-4000
FAX: (510) 661-0888



Revision History

Rev.	Date	Revisions	Revised By
V1	7/31/2024	Initial Issue	--
V2	8/15/2024	Updated Sections 6.2, 6.5, 10.28 and 10.36	Devin Chang
V3	9/6/2024	Updated Section 6.2 UWB note	Coltyce Sanders

Table of Contents

1. Attestation of Test Results..... 7

2. Test Specification, Methods and Procedures..... 8

3. Facilities and Accreditation..... 9

4. SAR Measurement System & Test Equipment 10

 4.1. SAR Measurement System 10

 4.2. SAR Scan Procedures..... 11

 4.3. PD Measurement Procedures 13

 4.3.1. System Verification Scan Procedures 13

 4.3.2. Scan Procedures 13

 4.4. Test Equipment 14

5. Measurement Uncertainty 19

6. Device Under Test (DUT) Information 20

 6.1. DUT Description 20

 6.2. Wireless Technologies 21

 6.3. General LTE SAR Test and Reporting Considerations 22

 6.4. LTE (TDD) Considerations 25

 6.5. General 5G NR(FR1) SAR Test and Reporting Considerations..... 26

 6.6. Time-Average Feature..... 28

7. RF Exposure Conditions (Test Configurations) 29

8. Dielectric Property Measurements & System Check..... 30

 8.1. SAR Dielectric Property Measurements and System Checks 30

 8.2. PD System Validations & System Check..... 53

9. Conducted Output Power Measurements..... 54

 9.1. GSM 54

 9.2. W-CDMA 57

 9.3. LTE 68

 9.4. LTE Up-Link Carrier Aggregation 146

 9.5. LTE Down-Link Carrier Aggregation..... 150

 9.6. 5G NR(FR1) 151

 9.7. Wi-Fi 2.4GHz (DTS Band) 187

 9.8. Wi-Fi 5GHz (U-NII 1-3 Bands)..... 190

 9.9. Wi-Fi 6GHz (U-NII 5-8 Bands)..... 196

 9.10. Bluetooth..... 205



 9.11. NB UNII..... 208

9.12.	MSS (Mobile Satellite Service).....	211
9.13.	802.15.4.....	212
9.14.	802.15.4ab NB.....	214
10.	Measured and Reported (Scaled) SAR Results.....	215
10.1.	GSM850.....	217
10.2.	GSM1900.....	217
10.3.	W-CDMA Band II.....	218
10.4.	W-CDMA Band IV.....	219
10.5.	W-CDMA Band V.....	219
10.6.	LTE Band 5 (10MHz Bandwidth).....	220
10.7.	LTE Band 7 (20MHz Bandwidth).....	221
10.8.	LTE Band 12 (10MHz Bandwidth).....	223
10.9.	LTE Band 13 (10MHz Bandwidth).....	224
10.10.	LTE Band 14 (10MHz Bandwidth).....	225
10.11.	LTE Band 25 (20MHz Bandwidth).....	225
10.12.	LTE Band 26 (10MHz Bandwidth).....	227
10.13.	LTE Band 30 (10MHz Bandwidth).....	228
10.14.	LTE Band 41 PC3 (20MHz Bandwidth).....	229
10.15.	LTE Band 41 PC2 (20MHz Bandwidth).....	230
10.16.	LTE Band 48 (20MHz Bandwidth).....	231
10.17.	LTE Band 53 (10MHz Bandwidth).....	233
10.18.	LTE Band 66 (20MHz Bandwidth).....	234
10.19.	LTE Band 71 (20MHz Bandwidth).....	235
10.20.	NR Band n5 (20MHz Bandwidth).....	235
10.21.	NR Band n7 (40MHz Bandwidth).....	236
10.22.	NR Band n12 (15MHz Bandwidth).....	237
10.23.	NR Band n14 (10MHz Bandwidth).....	237
10.24.	NR Band n25 (40MHz Bandwidth).....	238
10.25.	NR Band n26 (20MHz Bandwidth).....	239
10.26.	NR Band n30 (10MHz Bandwidth).....	240
10.27.	NR Band n41 PC3 (100MHz Bandwidth).....	241
10.28.	NR Band n41 PC2 & PC1.5 (100MHz Bandwidth).....	242
10.29.	NR Band n48 (100MHz Bandwidth).....	243
10.30.	NR Band n53 (10MHz Bandwidth).....	244
10.31.	NR Band n66 (40MHz Bandwidth).....	245
10.32.	NR Band n70 (15MHz Bandwidth).....	246
10.33.	NR Band n71 (20MHz Bandwidth).....	247

10.34.	NR Band n77 (Block A) PC3 (100MHz Bandwidth)	248
10.35.	NR Band n77 (Block C) PC3 (100MHz Bandwidth)	249
10.36.	NR Band n77 PC2 & PC1.5 (100MHz Bandwidth).....	250
10.37.	Wi-Fi 2.4 GHz(DTS Band).....	251
10.38.	Wi-Fi 5 GHz (U-NII 1-3 Bands)	253
10.39.	Wi-Fi 6 GHz (U-NII 5-8 Bands)	257
10.40.	Wi-Fi 6 GHz (U-NII 5-8 Bands) Power Density	261
10.41.	Bluetooth 2.4GHz.....	262
10.42.	NB UNII.....	263
10.43.	MSS (Mobile Satellite Service).....	265
10.44.	802.15.4.....	266
10.45.	802.15.4ab - NB.....	267
10.46.	NFC.....	267
11.	SAR Measurement Variability	268
12.	Simultaneous Transmission Conditions.....	269
12.1.	WWAN <i>Cell-off</i> & Wi-Fi 2.4G <i>Power State 1</i> & NB UNII.....	271
12.2.	WWAN <i>Cell-off</i> & Wi-Fi 5G <i>Power State 1</i> & BT & 802.15.4.....	271
12.3.	WWAN <i>Cell-off</i> & Wi-Fi 2.4G <i>Power State 2</i> & 802.15.4ab NB.....	271
12.4.	WWAN <i>Cell-off</i> & Wi-Fi 5G <i>Power State 2</i> & BT & 802.15.4ab NB.....	271
12.5.	WWAN <i>Cell-off</i> & Wi-Fi 5G <i>Power State 2</i> & 802.15.4 & 802.15.4ab NB	272
12.6.	WWAN <i>Cell-off</i> & Wi-Fi 2.4G <i>Power State 3</i> & NB UNII.....	272
12.7.	WWAN <i>Cell-off</i> & Wi-Fi 5G <i>Power State 3</i> & BT & 802.15.4.....	272
12.8.	WWAN <i>Cell-off</i> & Wi-Fi 5G <i>Power State 5</i> & BT & 802.15.4ab NB.....	272
12.9.	WWAN <i>Cell-off</i> & Wi-Fi 5G <i>Power State 5</i> & 802.15.4 & 802.15.4ab NB	273
12.10.	WWAN(TNE) <i>Cell-on</i> & BT & NB UNII & 802.15.4.....	273
12.11.	WWAN(TNE) <i>Cell-on</i> & BT & 802.15.4ab NB	273
12.12.	WWAN(TNE) <i>Cell-on</i> & 802.15.4 & 802.15.4ab NB.....	273
12.13.	WWAN(TNE) <i>Cell-on</i> & Wi-Fi 2.4G <i>Power State 4</i> & NB UNII.....	274
12.14.	WWAN(TNE) <i>Cell-on</i> & Wi-Fi 5G <i>Power State 4</i> & BT & 802.15.4	274
12.15.	WWAN(TNE) <i>Cell-on</i> & Wi-Fi 2.4G <i>Power State 6</i> & 802.15.4ab NB	274
12.16.	WWAN(TNE) <i>Cell-on</i> & Wi-Fi 5G <i>Power State 6</i> & BT & 802.15.4ab NB	274
12.17.	WWAN(TNE) <i>Cell-on</i> & Wi-Fi 5G <i>Power State 6</i> & 802.15.4 & 802.15.4ab NB.....	275
12.18.	WWAN(PCE) <i>Cell-on</i> & BT & NB UNII & 802.15.4	275
12.19.	WWAN(PCE) <i>Cell-on</i> & BT & 802.15.4ab NB.....	275
12.20.	WWAN(PCE) <i>Cell-on</i> & 802.15.4 & 802.15.4ab NB	275
12.21.	WWAN(PCE) <i>Cell-on</i> & Wi-Fi 2.4G <i>Power State 4</i> & NB UNII.....	276
12.22.	WWAN(PCE) <i>Cell-on</i> & Wi-Fi 5G <i>Power State 4</i> & BT & 802.15.4.....	276

12.23.	WWAN(PCE) Cell-on & Wi-Fi 2.4G Power State 6 & 802.15.4ab NB.....	276
12.24.	WWAN(PCE) Cell-on & Wi-Fi 5G Power State 6 & BT & 802.15.4ab NB.....	276
12.25.	WWAN(PCE) Cell-on & Wi-Fi 5G Power State 6 & 802.15.4 & 802.15.4ab NB.....	277
12.26.	WWAN(CBE) Cell-on & BT & NB UNII & 802.15.4.....	277
12.27.	WWAN(CBE) Cell-on & BT & 802.15.4ab NB.....	277
12.28.	WWAN(CBE) Cell-on & 802.15.4 & 802.15.4ab NB.....	277
12.29.	WWAN(CBE) Cell-on & Wi-Fi 2.4G Power State 4 & NB UNII.....	278
12.30.	WWAN(CBE) Cell-on & Wi-Fi 5G Power State 4 & BT & 802.15.4.....	278
12.31.	WWAN(CBE) Cell-on & Wi-Fi 2.4G Power State 6 & 802.15.4ab NB.....	278
12.32.	WWAN(CBE) Cell-on & Wi-Fi 5G Power State 6 & BT & 802.15.4ab NB.....	278
12.33.	WWAN(CBE) Cell-on & Wi-Fi 5G Power State 6 & 802.15.4 & 802.15.4ab NB.....	279
12.34.	MSS (TNE) Cell-on & Wi-Fi 6G & NFC.....	279
Appendixes.....		280
	<i>Appendix A: SAR/PD Setup Photos.....</i>	<i>280</i>
	<i>Appendix B: SAR/PD System Check Plots.....</i>	<i>280</i>
	<i>Appendix C: SAR/PD Highest Test Plots.....</i>	<i>280</i>
	<i>Appendix D: Tissue Ingredients.....</i>	<i>280</i>
	<i>Appendix E: Probe Certificates.....</i>	<i>280</i>
	<i>Appendix F: Dipole Certificates.....</i>	<i>280</i>
	<i>Appendix G: LTE Down-Link CA.....</i>	<i>280</i>
	<i>Appendix H: Wi-Fi Time-Averaged SAR.....</i>	<i>280</i>
	<i>Appendix I: MSS Time-Averaged SAR.....</i>	<i>280</i>
	<i>Appendix J: Power Reduction Validation.....</i>	<i>280</i>

1. Attestation of Test Results

Applicant Name		APPLE INC.							
FCC ID		BCG-E8684A							
Model Name		A3084							
Applicable Standards		Published RF exposure KDB procedures IEEE Std 1528-2013							
Exposure Category		SAR Limits (W/Kg)							
		Peak spatial-average (1g of tissue)				Extremities (hands, wrists, ankles, etc.) (10g of tissue)			
General population / Uncontrolled exposure		1.6				4			
RF Exposure Conditions		<u>Equipment Class</u> - Highest Reported SAR (W/kg)							
		TNE	PCE	CBE	DTS	NII	6CD	DSS	DXX
Head		0.905	0.960	0.750	1.014	0.893	0.046	0.476	N/A
Body-worn (Dist.= 5 mm)		0.737	0.981	0.968	0.785	1.149	0.486	0.552	N/A
Hotspot (Dist.= 5 mm)		0.976	0.988	0.968	1.084	1.149	N/A	0.607	N/A
Extremities (Dist.= 0 mm)		1.939	N/A	N/A	N/A	N/A	0.486	N/A	0.007
Simultaneous TX	Head	1.356	1.410	1.114	1.410	1.410	1.410	1.399	N/A
	Body-worn	1.245	1.489	1.476	1.490	1.545	1.545	1.545	N/A
	Hotspot	1.418	1.489	1.476	1.490	1.545	1.545	1.545	N/A
	Extremities	2.079	N/A	N/A	N/A	N/A	2.079	N/A	2.079
Exposure Category		Radiofrequency (RF) Radiation Exposure (above 6GHz)							
		Uncontrol (mW/cm ² over 4 cm ²) 30 min average				Occupational/controlled (mW/cm ² over 4 cm ²) 6 min average			
General population / Uncontrolled exposure		1.0				5			
PD Result		0.694							
Date Tested		6/24/2024 to 7/30/2024							
Test Results		Pass							
<p>UL Verification Services Inc. tested the above equipment in accordance with the requirements set forth in the above standards. The test results show that the equipment tested can demonstrate compliance with the requirements as documented in this report.</p> <p>This report contains data provided by the customer which can impact the validity of results. UL Verification Services Inc. is only responsible for the validity of results after the integration of the data provided by the customer.</p> <p>The results documented in this report apply only to the tested sample, under the conditions and modes of operation as described herein. It is the manufacturer's responsibility to assure that additional production units of this model are manufactured with identical electrical and mechanical components. All samples tested were in good operating condition throughout the entire test program. Measurement Uncertainties are published for informational purposes only and were not considered unless noted otherwise.</p> <p>This document may not be altered or revised in any way unless done so by UL Verification Services Inc. and all revisions are noted in the revisions section. Any alteration of this document not carried out by UL Verification Services Inc. will constitute fraud and shall nullify the document. This report must not be used by the client to claim product certification, approval, or endorsement by A2LA, NIST, or any agency of the U.S. Government, or any agency of the U.S. government.</p>									
Approved & Released By:					Prepared By:				
									
Devin Chang Senior Test Engineer UL Verification Services Inc.					AJ Newcomer Laboratory Engineer UL Verification Services Inc.				

2. Test Specification, Methods and Procedures

The tests documented in this report were performed in accordance with FCC 47 CFR § 2.1093, IEEE Std 1528-2013, the following FCC Published RF exposure [KDB](#) procedures:

SAR

- 248227 D01 802.11 Wi-Fi SAR v02r02
- 447498 D01 General RF Exposure Guidance v06
- 447498 D03 Supplement C Cross-Reference v01
- 648474 D04 Handset SAR v01r03
- 865664 D01 SAR measurement 100 MHz to 6 GHz v01r04
- 865664 D02 RF Exposure Reporting v01r02
- 941225 D01 3G SAR Procedures v03r01
- 941225 D05 SAR for LTE Devices v02r05
- 941225 D05A LTE Rel.10 KDB Inquiry Sheet v01r02
- 941225 D06 Hotspot Mode v02r01

In addition to the above, the following information was used:

- **TCB workshop** October 2014; RF Exposure Procedures (Other LTE Considerations)
- **TCB workshop** April 2015; RF Exposure Procedures (Overlapping LTE Bands)
- **TCB workshop** October 2015; RF Exposure Procedures (KDB 941225 D05A)
- **TCB workshop** April 2016; RF Exposure Procedures (LTE Carrier Aggregation for DL)
- **TCB workshop** October 2016; RF Exposure Procedures (LTE Carrier Aggregation for UL)
- **TCB workshop** October 2016; RF Exposure Procedures (Bluetooth Duty Factor)
- **TCB workshop** October 2016; RF Exposure Procedures (DUT Holder Perturbations)
- **TCB workshop** May 2017; RF Exposure Procedures (Broadband Liquid Above 3 GHz)
- **TCB workshop** May 2017; RF Exposure Procedures (LTE Band 41 Power Class 2)
- **TCB workshop** November 2017; RF Exposure Procedures (LTE UL/DL Carrier Aggregation SAR)
- **TCB workshop** April 2018; RF Exposure Procedures (LTE DL CA SAR Test Exclusion)
- **TCB workshop** October 2018; RF Exposure Procedures (LTE Inter-Band Uplink Carrier Aggregation – Interim Procedures)
- **TCB workshop** April 2019; RF Exposure Procedures (802.11ax SAR Testing)
- **TCB workshop** November 2019; RF Exposure Policy Updates (5G NR FR1 NSA EN-DCUE SAR Evaluations)
- **TCB workshop** October 2020; 5G and RF Exposure Procedures (U-NII 6-7 GHz SAR Testing)
- **TCB workshop** April 2021; RF Exposure Procedures (Remarks on Test Reductions via Data Referencing for Closely Related Products)
- **TCB workshop** April 2022; RF Exposure Procedures (Sum-Peak Location Separation Ratio)

PD

- 447498 D01 General RF Exposure Guidance v06
- 865664 D02 RF Exposure Reporting v01r02
- 388624 D02 Pre-Approval Guidance List v18r05
- 248227 D01 802.11 Wi-Fi SAR v02r02
- SPEAG DASY8 System Handbook; part 4 DASY8 Module mmWave
- SPEAG DASY8 Application Note: SAR, APD & PD at 6 – 10 GHz (Version 5), April 2022
- IEC/IEEE 63195-1:2022 Assessment of power density of human exposure to radio frequency fields from wireless devices in close proximity to the head and body (frequency range of 6 GHz to 300 GHz) - Part 1: Measurement procedure
- [TCB workshop](#) November 2017; RF Exposure Procedures (Power Density Evaluation)
- [TCB workshop](#) October 2018; RF Exposure Procedures (Millimeter Wave Assessment)
- [TCB workshop](#) April 2019; RF Exposure Procedures (Millimeter Wave RF Exposure Evaluation)
- [TCB workshop](#) November 2019; RF Exposure Procedures (Millimeter Wave Scan Requirements)
- [TCB workshop](#) October 2020; RF Exposure Procedures (U NII 6-7 GHz RF Exposure)
- [TCB workshop](#) October 2022; RF Exposure Policies and Procedures (f-above-6 GHz Portable Devices)

3. Facilities and Accreditation

The test sites and measurement facilities used to collect data are located at

47173 Benicia Street	47266 Benicia Street
SAR Labs A to I	SAR Labs 1 to 19

UL Verification Services Inc. is accredited by A2LA, Certificate Number 0751.05

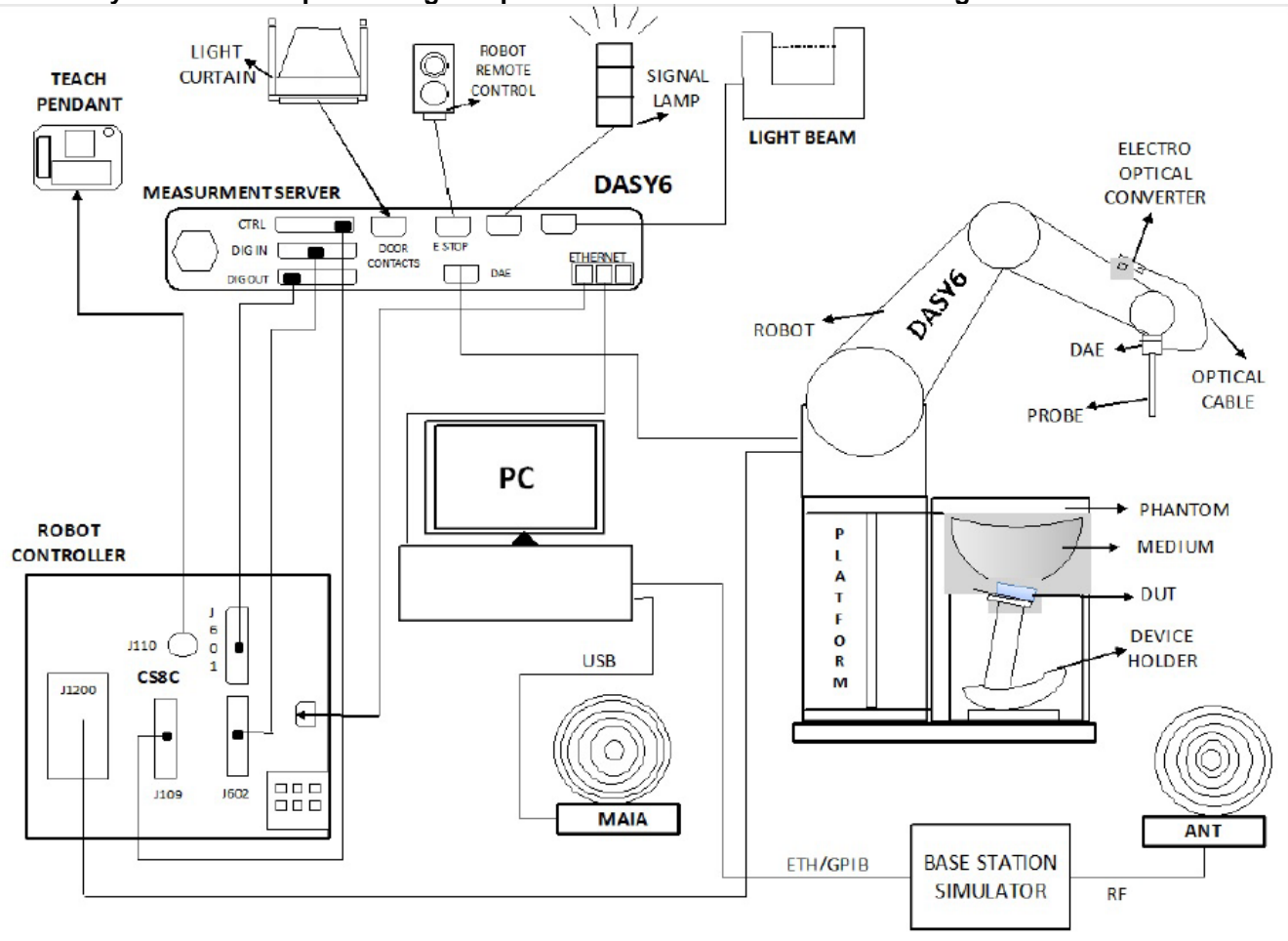
The Test Lab Conformity Assessment Body Identifier (CABID)

Location	CABID	Company Number
47173 Benicia Street, Fremont, CA, 94538 UNITED STATES	US0104	2324A
47266 Benicia Street, Fremont, CA, 94538 UNITED STATES		

4. SAR Measurement System & Test Equipment

4.1. SAR Measurement System

The DASY system used for performing compliance tests consists of the following items:



- A standard high precision 6-axis robot with controller, teach pendant and software. An arm extension for accommodating the data acquisition electronics (DAE).
- An isotropic Field probe optimized and calibrated for the targeted measurement.
- A data acquisition electronics (DAE) which performs the signal amplification, signal multiplexing, AD-conversion, offset measurements, mechanical surface detection, collision detection, etc. The unit is battery powered with standard or rechargeable batteries. The signal is optically transmitted to the EOC.
- The Electro-optical converter (EOC) performs the conversion from optical to electrical signals for the digital communication to the DAE. To use optical surface detection, a special version of the EOC is required. The EOC signal is transmitted to the measurement server.
- The function of the measurement server is to perform the time critical tasks such as signal filtering, control of the robot operation and fast movement interrupts.
- The Light Beam used is for probe alignment. This improves the (absolute) accuracy of the probe positioning.
- A computer running Win10 and the DASY6/8¹ software.
- Remote control and teach pendant as well as additional circuitry for robot safety such as warning lamps, etc.
- The phantom, the device holder, and other accessories according to the targeted measurement.

¹ DASY6/8 software used: DASY6.16.2 or DASY8.16.2 and older generations.

4.2. SAR Scan Procedures

Step 1: Power Reference Measurement

The Power Reference Measurement and Power Drift Measurements are for monitoring the power drift of the device under test in the batch process. The minimum distance of probe sensors to surface determines the closest measurement point to phantom surface. The minimum distance of probe sensors to surface is 2.1 mm. This distance cannot be smaller than the distance of sensor calibration points to probe tip as defined in the probe properties.

Step 2: Area Scan

The Area Scan is used as a fast scan in two dimensions to find the area of high field values, before doing a fine measurement around the hot spot. The sophisticated interpolation routines implemented in DASY software can find the maximum locations even in relatively coarse grids. When an Area Scan has measured all reachable points, it computes the field maximal found in the scanned area, within a range of the global maximum. The range (in dB) is specified in the standards for compliance testing. For example, a 2 dB range is required in IEC/IEEE 62209-1528, whereby 3 dB is a requirement when compliance is assessed in accordance with the ARIB standard (Japan). If only one Zoom Scan follows the Area Scan, then only the absolute maximum will be taken as reference. For cases where multiple maximums are detected, the number of Zoom Scans has to be increased accordingly.

Area Scan Parameters extracted from KDB 865664 D01 SAR Measurement 100 MHz to 6 GHz

	≤ 3 GHz	> 3 GHz
Maximum distance from closest measurement point (geometric center of probe sensors) to phantom surface	5 ± 1 mm	$\frac{1}{2} \cdot \delta \cdot \ln(2) \pm 0.5$ mm
Maximum probe angle from probe axis to phantom surface normal at the measurement location	30° ± 1°	20° ± 1°
Maximum area scan spatial resolution: Δx_{Area} , Δy_{Area}	≤ 2 GHz: ≤ 15 mm 2 – 3 GHz: ≤ 12 mm	3 – 4 GHz: ≤ 12 mm 4 – 6 GHz: ≤ 10 mm
	When the x or y dimension of the test device, in the measurement plane orientation, is smaller than the above, the measurement resolution must be ≤ the corresponding x or y dimension of the test device with at least one measurement point on the test device.	

Step 3: Zoom Scan

Zoom Scans are used to assess the peak spatial SAR values within a cubic averaging volume containing 1 g and 10 g of simulated tissue. The Zoom Scan measures points (refer to table below) within a cube whose base faces are centered on the maxima found in a preceding area scan job within the same procedure. When the measurement is done, the Zoom Scan evaluates the averaged SAR for 1 g and 10 g and displays these values next to the job's label.

Zoom Scan Parameters extracted from KDB 865664 D01 SAR Measurement 100 MHz to 6 GHz

		≤ 3 GHz	> 3 GHz
Maximum zoom scan spatial resolution: $\Delta x_{Zoom}, \Delta y_{Zoom}$		≤ 2 GHz: ≤ 8 mm $2 - 3$ GHz: ≤ 5 mm*	$3 - 4$ GHz: ≤ 5 mm* $4 - 6$ GHz: ≤ 4 mm*
Maximum zoom scan spatial resolution, normal to phantom surface	uniform grid: $\Delta z_{Zoom}(n)$	≤ 5 mm	$3 - 4$ GHz: ≤ 4 mm $4 - 5$ GHz: ≤ 3 mm $5 - 6$ GHz: ≤ 2 mm
	graded grid	$\Delta z_{Zoom}(1)$: between 1 st two points closest to phantom surface	≤ 4 mm
		$\Delta z_{Zoom}(n>1)$: between subsequent points	$\leq 1.5 \cdot \Delta z_{Zoom}(n-1)$
Minimum zoom scan volume	x, y, z	≥ 30 mm	$3 - 4$ GHz: ≥ 28 mm $4 - 5$ GHz: ≥ 25 mm $5 - 6$ GHz: ≥ 22 mm
Note: δ is the penetration depth of a plane-wave at normal incidence to the tissue medium; see draft standard IEEE P1528-2011 for details. * When zoom scan is required and the <i>reported</i> SAR from the <i>area scan based 1-g SAR estimation</i> procedures of KDB 447498 is ≤ 1.4 W/kg, ≤ 8 mm, ≤ 7 mm and ≤ 5 mm zoom scan resolution may be applied, respectively, for 2 GHz to 3 GHz, 3 GHz to 4 GHz and 4 GHz to 6 GHz.			

Step 4: Power drift measurement

The Power Drift Measurement measures the field at the same location as the most recent power reference measurement within the same procedure, and with the same settings. The Power Drift Measurement gives the field difference in dB from the reading conducted within the last Power Reference Measurement. This allows a user to monitor the power drift of the device under test within a batch process. The measurement procedure is the same as Step 1.

4.3. PD Measurement Procedures

4.3.1. System Verification Scan Procedures

DASY8 Module mmWave supports “5G Scan”, a fine resolution scan performed on two different planes which is used to reconstruct the E- and H-fields as well as the power density; the average power density is derived from this measurement.

Step 1: Power Reference Measurement

The Power Reference Measurement and Power Drift Measurements are for monitoring the power drift of the device under test in the batch process. The minimum distance of probe sensors to surface determines the closest measurement point to device under test.

Step 2: 5G Scan

The steps in the X, Y, and Z directions are specified in terms of fractions of the signal wavelength, lambda. Area Scan Parameters extracted from SPEAG DASY8 System Handbook; part 4 DASY8 Module mmWave.

Recommended settings for measurement of verification sources

Frequency [GHz]	Grid step	Grid extent X/Y [mm]	Measurement points
10	0.125 $\left(\frac{\lambda}{8}\right)$	60/60	18×18
30	0.25 $\left(\frac{\lambda}{4}\right)$	60/60	26×26
45	0.25 $\left(\frac{\lambda}{4}\right)$	42/42	28×28
60	0.25 $\left(\frac{\lambda}{4}\right)$	32.5/32.5	28×28
90	0.25 $\left(\frac{\lambda}{4}\right)$	30/30	38×38

The minimum distance of probe sensors to the verification source surface, horn antenna, is 10 mm for 10 GHz and 5.55mm for 30 GHz and above.

Step 3: Power drift measurement

The Power Drift Measurement measures the field at the same location as the most recent power reference measurement within the same procedure, and with the same settings. The Power Drift Measurement gives the field difference in dB from the reading conducted within the last Power Reference Measurement. This allows a user to monitor the power drift of the device under test within a batch process. The measurement procedure is the same as Step 1.

When the drift is larger than $\pm 5\%$, test is repeated from step1.

4.3.2. Scan Procedures

Step 1: Power Reference Measurement

Same as System Verification Scan Procedures step 1.

Step 2: 5G Scan

Same as System Verification Scan Procedures step 2. But measurement area is defined based on TCB work shop April 2019, “A sufficiently large measurement region and proper measurement spatial resolution are required to maintain field reconstruction accuracy”.

–Fields at the measurement region boundary should be ~20-30 dB below the peaks

Step 3: Power drift measurement

Same as System Verification Scan Procedures step 3.

When the drift is smaller than $\pm 5\%$, it is considered in the uncertainty budget if drifts larger than 5%, uncertainty is re-calculated.

4.4. Test Equipment

The measuring equipment used to perform the tests documented in this report has been calibrated in accordance with the manufacturers' recommendations and is traceable to recognized national standards.

SAR

Dielectric Property Measurements

Name of Equipment	Manufacturer	Type/Model	Serial No.	Cal. Due Date
Vector Network Analyzer	ROHDE & SCHWARZ	ZNLE6	101274-rn	2/28/2025
Vector Network Analyzer	ROHDE & SCHWARZ	ZNLE6	101273-va	2/28/2025
Vector Network Analyzer	Copper Mountain Tech	R140N	21130078	2/28/2025
Dielectric Probe kit	SPEAG	DAK-3.5	1087	11/1/2024
Dielectric Probe kit	SPEAG	DAK-3.5	1082	4/15/2025
Dielectric Probe kit	SPEAG	DAK-3.5	1103	2/12/2025
Dielectric Probe kit	SPEAG	DAK-12	1128	1/16/2025
Shorting Block	SPEAG	DAK-1.2/3.5 Short	SM DAK 200 DA	11/1/2024
Shorting Block	SPEAG	DAK-12 Short	SM DAK 220 AC	1/16/2025
Thermometer	Fisher Scientific	Traceable	122529162	1/31/2025

System Check

Name of Equipment	Manufacturer	Type/Model	Serial No.	Cal. Due Date
MXG Analog Signal Generator	Agilent	N5181A	MY50140610	1/31/2025
Power Meter	Keysight	N1911A	MY55196014	1/31/2025
Power Sensor	Agilent	N1921A	MY52270022	1/31/2025
Power Sensor	Agilent	N1921A	MY552260009	1/31/2025
Bi-directional coupler	Werlatone	C8060-102	4062	N/A
DC Power Supply	Sorensen	XT 15-4	1802A01877	N/A
Signal Generator	R&S	SMB 100A	180969-yC	2/21/2025
Power Meter	Keysight	N1912A	MY55196008	1/31/2025
Power Sensor	Agilent	N1912A	MY53260001	1/31/2025
Power Sensor	Agilent	N1912A	MY52200012	1/31/2025
Bi-directional coupler	Mini-Circuits	ZUDC10-183+	1722	N/A
Signal Generator	R&S	SMB 100A	180968-gX	2/16/2025
Power Sensor	R&S	NRP18A	100995-hs	2/28/2025
Power Meter	Keysight	N1912A	MY50001018	2/28/2025
Power Sensor	Agilent	N1912A	MY53260010	2/28/2025
Bi-directional coupler	Werlatone	C8060-102	2149	N/A
Signal Generator	R&S	SMB 100A	180970-zC	2/28/2025
Power Sensor	R&S	NRP18A	100992-iu	2/28/2025
Power Meter	HP	437B	3125U12345	1/31/2025
Power Sensor	HP	8481A	2237A31744	1/31/2025
Bi-directional coupler	Werlatone	C8060-102	2710	N/A
MXG Analog Signal Generator	Agilent	N5181A	MY50140630	1/31/2025
Power Meter	Agilent	N1913A	MY53100006	1/31/2025
Power Meter	HP	437B	3125U11364	1/31/2025
Power Sensor	HP	8481A	3318A92374	1/31/2025
Power Sensor	HP	8487A	3318A03287	1/31/2025
Bi-directional coupler	Werlatone	C8060-102	4063	N/A

Lab Equipment

Name of Equipment	Manufacturer	Type/Model	Serial No.	Cal. Due Date
E-Field Probe (SAR Lab A)	SPEAG	EX3DV4	3686	1/12/2025
E-Field Probe (SAR Lab B)	SPEAG	EX3DV4	3885	10/12/2024
E-Field Probe (SAR Lab E)	SPEAG	EX3DV4	7356	3/14/2025
E-Field Probe (SAR Lab F)	SPEAG	EX3DV4	3990	2/28/2025
E-Field Probe (SAR Lab G)	SPEAG	EX3DV4	3991	10/12/2024
E-Field Probe (SAR Lab H)	SPEAG	EX3DV4	3929	3/14/2025
E-Field Probe (SAR Lab I)	SPEAG	EX3DV4	7335	1/9/2025
E-Field Probe (SAR Lab 1)	SPEAG	EX3DV4	3772	2/7/2025
E-Field Probe (SAR Lab 2)	SPEAG	EX3DV4	7498	3/12/2025
E-Field Probe (SAR Lab 4)	SPEAG	EX3DV4	7820	5/10/2025
E-Field Probe (SAR Lab 5)	SPEAG	EX3DV4	3773	2/7/2025
E-Field Probe (SAR Lab 5)	SPEAG	EX3DV4	7779	5/10/2025
E-Field Probe (SAR Lab 6)	SPEAG	EX3DV4	7587	4/15/2025
E-Field Probe (SAR Lab 7)	SPEAG	EX3DV4	7501	3/14/2025
E-Field Probe (SAR Lab 8)	SPEAG	EX3DV4	7810	5/8/2025
E-Field Probe (SAR Lab 9)	SPEAG	EX3DV4	3902	3/12/2025
E-Field Probe (SAR Lab 10)	SPEAG	EX3DV4	7463	4/15/2025
E-Field Probe (SAR Lab 12)	SPEAG	EX3DV4	3989	1/9/2025
E-Field Probe (SAR Lab 13)	SPEAG	EX3DV4	7569	4/15/2025
E-Field Probe (SAR Lab 14)	SPEAG	EX3DV4	7589	4/15/2025
E-Field Probe (SAR Lab 15)	SPEAG	EX3DV4	7482	4/15/2025
E-Field Probe (SAR Lab 16)	SPEAG	EX3DV4	7850	10/27/2024
E-Field Probe (SAR Lab 16)	SPEAG	EX3DV4	3929	3/14/2025
E-Field Probe (SAR Lab 17)	SPEAG	EX3DV4	7448	2/7/2025
E-Field Probe (SAR Lab 18)	SPEAG	EX3DV4	7709	11/30/2024
E-Field Probe (SAR Lab 19)	SPEAG	EX3DV4	3749	1/11/2025
Data Acquisition Electronics (SAR Lab A)	SPEAG	DAE4	1547	4/10/2025
Data Acquisition Electronics (SAR Lab B)	SPEAG	DAE4	1359	1/16/2025
Data Acquisition Electronics (SAR Lab E)	SPEAG	DAE4	1259	9/6/2024
Data Acquisition Electronics (SAR Lab F)	SPEAG	DAE4	1540	1/17/2025
Data Acquisition Electronics (SAR Lab G)	SPEAG	DAE4	1380	2/9/2025
Data Acquisition Electronics (SAR Lab H)	SPEAG	DAE4	1546	3/11/2025
Data Acquisition Electronics (SAR Lab I)	SPEAG	DAE4ip	1619	4/11/2025
Data Acquisition Electronics (SAR Lab 1)	SPEAG	DAE4	1258	3/12/2025
Data Acquisition Electronics (SAR Lab 2)	SPEAG	DAE4	1796	5/2/2025
Data Acquisition Electronics (SAR Lab 4)	SPEAG	DAE4	1544	1/16/2025
Data Acquisition Electronics (SAR Lab 5)	SPEAG	DAE4	1545	2/9/2025
Data Acquisition Electronics (SAR Lab 5)	SPEAG	DAE4	1439	4/24/2025
Data Acquisition Electronics (SAR Lab 6)	SPEAG	DAE4	1797	5/2/2025
Data Acquisition Electronics (SAR Lab 7)	SPEAG	DAE4	1357	1/9/2025
Data Acquisition Electronics (SAR Lab 8)	SPEAG	DAE4	1787	5/2/2025
Data Acquisition Electronics (SAR Lab 9)	SPEAG	DAE4	1799	4/4/2025
Data Acquisition Electronics (SAR Lab 10)	SPEAG	DAE4	1548	2/8/2025
Data Acquisition Electronics (SAR Lab 12)	SPEAG	DAE4	1433	2/8/2025
Data Acquisition Electronics (SAR Lab 13)	SPEAG	DAE4	1545	2/9/2025

Data Acquisition Electronics (SAR Lab 14)*	SPEAG	DAE4	1434	6/13/2024
Data Acquisition Electronics (SAR Lab 14)	SPEAG	DAE4	1798	5/22/2025
Data Acquisition Electronics (SAR Lab 15)	SPEAG	DAE4	1239	3/6/2025
Data Acquisition Electronics (SAR Lab 16)	SPEAG	DAE4	1673	5/13/2025
Data Acquisition Electronics (SAR Lab 17)	SPEAG	DAE4	1784	5/2/2025
Data Acquisition Electronics (SAR Lab 18)	SPEAG	DAE4	1714	11/22/2024
Data Acquisition Electronics (SAR Lab 19)	SPEAG	DAE4	1674	5/13/2025
Thermometer	TRACEABLE	6530CC	181175331	1/31/2025
Thermometer	TRACEABLE	6530CC	181073773	1/31/2025
Thermometer	TRACEABLE	6530CC	181062309	1/31/2025
Thermometer	TRACEABLE	6530CC	160643192	1/31/2025
System Validation Dipole**	SPEAG	D750V3	1019	4/13/2025
System Validation Dipole	SPEAG	D750V3	1071	11/7/2024
System Validation Dipole	SPEAG	D835V2	4d117	5/11/2025
System Validation Dipole**	SPEAG	D1640V2	324	6/13/2025
System Validation Dipole	SPEAG	D1750V2	1050	4/19/2025
System Validation Dipole	SPEAG	D1750V2	1053	10/13/2024
System Validation Dipole	SPEAG	D1750V2	1077	10/13/2024
System Validation Dipole**	SPEAG	D1900V2	5d140	4/14/2025
System Validation Dipole**	SPEAG	D2300V2	1002	4/11/2025
System Validation Dipole	SPEAG	D2300V2	1058	10/13/2024
System Validation Dipole**	SPEAG	D2450V2	706	1/20/2025
System Validation Dipole*	SPEAG	D2450V2	748	2/8/2025
System Validation Dipole	SPEAG	D2600V2	1006	10/13/2024
System Validation Dipole	SPEAG	D2600V2	1036	4/11/2025
System Validation Dipole**	SPEAG	D3500V2	1060	2/7/2025
System Validation Dipole**	SPEAG	D3700V2	1110	11/20/2024
System Validation Dipole	SPEAG	D3900V2	1102	10/24/2024
System Validation Dipole	SPEAG	D5GHzV2	1168	11/15/2024
System Validation Dipole**	SPEAG	D5GHzV2	1003	2/22/2025
System Validation Dipole**	SPEAG	D5GHzV2	1138	2/3/2025
System Validation Dipole**	SPEAG	D6.5GHzV2	1032	1/12/2025
System Validation Dipole**	SPEAG	D6.5GHzV2	1033	3/15/2025
System Validation Dipole**	SPEAG	CLA13	1008	1/12/2025
5G Verification Source	SPEAG	10 GHz	1015	9/5/2024

Note(s):

*Equipment not used past calibration due date.

**Dipole Calibration Date has been extended past 1 year. Impedance measurements have been performed to validate Dipole performance.

Other

Name of Equipment	Manufacturer	Type/Model	Serial No.	Cal. Due Date
Power Meter	Keysight	N1911A	MY55196015	1/31/2025
Power Sensor	Agilent	N1921A	MY52270022	1/31/2025
Power Meter	Keysight	N1911A	MY55196009	1/31/2025
Power Sensor	Agilent	N1921A	MY552260009	1/31/2025
Power Meter	Keysight	N1921A	MY55196007	1/31/2025
Power Sensor	Agilent	N1921A	MY53020038	1/31/2025
Power Meter	Keysight	N1911A	MY55196009	1/31/2025
Power Meter	Keysight	N1911A	MY55196009	2/28/2025
Power Sensor	Keysight	N1921A	MY55200004	1/31/2025
Wideband Radio Communication Tester	R&S	CMW500	134853-ud	2/28/2025
Wideband Radio Communication Tester	R&S	CMW500	164541-Ci	2/28/2025
Wideband Radio Communication Tester	R&S	CMW500	171875-WG	2/28/2025
Wideband Radio Communication Tester	R&S	CMW500	18172-XJ	2/28/2025
Spectrum Analyzer	Agilent	E4446A	MY45300064	2/28/2025

Note(s):

*Equipment not used past calibration due date.

PD**System Check**

Name of Equipment	Manufacturer	Type/Model	Serial No.	Cal. Due Date
Signal Generator	R&S	SMB 100A	180969-yC	2/21/2025
Power Meter	Keysight	N1912A	MY55196008	1/31/2025
Power Sensor	Agilent	N1912A	MY53260001	1/31/2025
Power Sensor	Agilent	N1912A	MY52200012	1/31/2025
Bi-directional coupler	Mini-Circuits	ZUDC10-183+	1722	N/A

Lab Equipment

Name of Equipment	Manufacturer	Type/Model	Serial No.	Cal. Due Date
E-Field Probe (SAR Lab C)	SPEAG	EummWV4	9589	9/5/2024
E-Field Probe (SAR Lab D)	SPEAG	EummWV4	9619	3/8/2025
Data Acquisition Electronics (SAR Lab C)	SPEAG	DAE4	1621	4/12/2025
Data Acquisition Electronics (SAR Lab D)	SPEAG	DAE4	1472	1/16/2025
Thermometer	TRACEABLE	6530CC	181163673	1/31/2025
Thermometer	TRACEABLE	6530CC	181062308	12/31/2024
5G Verification Source	SPEAG	10 GHz	1015	9/5/2024

Other

Name of Equipment	Manufacturer	Type/Model	Serial No.	Cal. Due Date
Power Meter	Keysight	N1911A	MY55196015	1/31/2025
Power Sensor	Agilent	N1921A	MY52270022	1/31/2025
Power Meter	Keysight	N1911A	MY55196009	1/31/2025
Power Sensor	Agilent	N1921A	MY552260009	1/31/2025

5. Measurement Uncertainty

SAR

Per KDB 865664 D01 SAR Measurement 100 MHz to 6 GHz, when the highest measured 1-g SAR within a frequency band is < 1.5 W/kg and the measured 10-g SAR within a frequency band is < 3.75 W/kg. The expanded SAR measurement uncertainty must be ≤ 30%, for a confidence interval of k = 2. If these conditions are met, extensive SAR measurement uncertainty analysis described in IEEE Std 1528-2013 is not required in SAR reports submitted for equipment approval. Therefore, the measurement uncertainty is not required.

PD

a	b	c	d	e	f =	g
Error Description	Unc. Value (±dB)	Probab. Distri.	Div.	ci	Std. Unc. (±dB)	vi
Uncertainty terms dependent on the measurement system						
CAL	Calibration Repeatability	0.49	Normal	1	1	∞
COR	Probe correction	0	Rectangular	1.732	1	∞
FRS	Frequency response (BW 1 GHz)	0.20	Rectangular	1.732	1	∞
SCC	Sensor cross coupling	0	Rectangular	1.732	1	∞
ISO	Isotropy	0.50	Rectangular	1.732	1	∞
LIN	Linearity	0.20	Rectangular	1.732	1	∞
PSC	Probe scattering	0	Rectangular	1.732	1	∞
PPO	Probe positioning offset	0.30	Rectangular	1.732	1	∞
PPR	Probe positioning repeatability	0.04	Rectangular	1.732	1	∞
SMO	Sensor mechanical offset	0	Rectangular	1.732	1	∞
PSR	Probe spatial resolution	0	Rectangular	1.732	1	∞
FLD	Field impedance dependence	0	Rectangular	1.732	1	∞
APD	Amplitude and phase drift	0	Rectangular	1.732	1	∞
APN	Amplitude and phase noise	0.04	Rectangular	1.732	1	∞
TR	Measurement area truncation	0	Rectangular	1.732	1	∞
DAQ	Data acquisition	0.03	Normal	1	1	∞
SMP	Sampling	0	Rectangular	1.732	1	∞
REC	Field reconstruction	0.60	Rectangular	1.732	1	∞
TRA	Forward transformation	0	Rectangular	1.732	1	∞
SCA	Power density scaling	-	Rectangular	1.732	1	∞
SAV	Spatial averaging	0.10	Rectangular	1.732	1	∞
SDL	System detection limit	0.04	Rectangular	1.732	1	∞
Uncertainty terms dependent on the DUT and environmental factors						
PC	Probe coupling with DUT	0	Rectangular	1.732	1	∞
MOD	Modulation response	0.40	Rectangular	1.732	1	∞
IT	Integration time	0	Rectangular	1.732	1	∞
RT	Response time	0	Rectangular	1.732	1	∞
DH	Device holder influence	0.10	Rectangular	1.732	1	∞
DAQ	DUT alignment	0	Rectangular	1.732	1	∞
AC	RF ambient conditions	0.04	Rectangular	1.732	1	∞
AR	Ambient reflections	0.04	Rectangular	1.732	1	∞
MSI	Immunity / secondary reception	0	Rectangular	1.732	1	∞
DRI	Drift of the DUT	0.21	Rectangular	1.732	1	∞
Combined Standard Uncertainty U _c (f) =		RSS				∞
Expanded Uncertainty U, Coverage Factor = 2, > 95 % Confidence =						∞
					0.76	∞
					1.52	

6. Device Under Test (DUT) Information

6.1. DUT Description

The Apple iPhone is a smartphone with cellular GSM, GPRS, EGPRS, WCDMA, LTE, 5G NR1, 5G NR2, IEEE 802.11a/b/g/n/ac/ax/be, Bluetooth (BT), Ultra-Wideband (UWB), Global Positioning System (GPS), Near-Field Communication (NFC), Narrow-Band (NB) UNII, 802.15.4, 802.15.4ab-Narrow Band (NB), Wireless Power Transfer (WPT) and Mobile Satellite Service (MSS) technologies. The rechargeable battery is not user accessible. This device is not user-serviceable and requires special tools to disassemble.

All Models have the same PCB layout, circuit design, common components, antennas, and antenna locations across their respective reference model. The cellular modem, Wi-Fi, BT, NFC, WPT, UWB, NB UNII, 802.15.4, 802.15.4ab-NB, and MSS transmitters are identical.

The device utilizes two power modes: Mode A(DSI=0) and Mode B(DSI=1). Power selection is determined by the device's positioning and use case as described in Sec. 10. Mode A power is used when the device is used against the user's head. Mode B is used when the device is used in a body-worn configuration by the user.

The WWAN transmit antenna switching mechanism between WWAN antennas is implemented with a physical "break-before-make" switch so that only one antenna can be used for WWAN transmission at one time.

In Airplay mode, the device uses same power and power control mechanism as Wi-Fi. Airplay is not supported in hotspot mode. Airplay utilize the same 802.11 modes, modulation, MIMO, Channel Bandwidth, etc. as Wi-Fi does. Therefore, Airplay usage is categorized by the Wi-Fi SAR testing contained in Section 10.

BCM4399 has 2 vendors. All the Wi-Fi/BT radio modules have the same mechanical outline (e.g., the same package dimension and pin-out layout), use the same on-board antenna matching circuit, have an identical antenna structure, and are built and tested to conform to the same specifications and to operate within the same tolerances. Baseline testing was performed on the two variants to determine the worst case on all conducted power and radiated emissions.

This product utilizes a time-averaged power control mechanism – Wi-Fi Time-Averaged SAR(TAS) within the Wi-Fi chipset – that ensures total power across all Wi-Fi transmitters does not exceed applicable regulatory limits. For further details, refer to the technical description document and Appendix I.

Device Dimension	Refer to Appendix A
Back Cover	The Back Cover is not removable
Battery Options	The rechargeable battery is not user accessible.
Accessory	Headset
Wireless Router (Hotspot)	Wi-Fi Hotspot mode permits the device to share its cellular data connection with other Wi-Fi-enabled devices. <input checked="" type="checkbox"/> Mobile Hotspot (Wi-Fi 2.4 GHz) <input checked="" type="checkbox"/> Mobile Hotspot Wi-Fi 5.2(UNII-1)/5.8 GHz(UNII-3)
Airplay	Airplay mode enabled devices transfer data directly between each other <input checked="" type="checkbox"/> Airplay (Wi-Fi 2.4 GHz) <input checked="" type="checkbox"/> Airplay (Wi-Fi 5 GHz) <input checked="" type="checkbox"/> Airplay (Wi-Fi 6 GHz VLP only)
Bluetooth Tethering (Hotspot)	BT Tethering mode permits the device to share its cellular data connection with other devices. <input checked="" type="checkbox"/> BT Tethering (Bluetooth 2.4 GHz)

6.2. Wireless Technologies

Wireless technologies	Frequency bands	Operating mode	
GSM	850 1900	Voice (GMSK) GPRS (GMSK) EDGE (8PSK)	GSM Class : B Multi-Slot Class: Class 10 - 2 Up, 4 Down
		Does this device support DTM (Dual Transfer Mode)? <input type="checkbox"/> Yes <input checked="" type="checkbox"/> No	
W-CDMA (UMTS)	Band 2 Band 4 Band 5	UMTS Rel. 99 (Voice & Data) HSDPA (Rel. 5) HSUPA (Rel. 6) HSPA+ (Rel. 7) DC-HSDPA (Rel. 8)	
LTE	FDD Bands 2/4/5/7/12/13/14/17/25/26/29(DL)/30/66/71 TDD Bands 41 ² /48/53 Carrier Aggregation FDD Bands 5B/7C TDD Bands 41C ² /48C	QPSK 16QAM 64QAM 256QAM Carrier Aggregation (2 Uplinks and 5 Downlinks)	
5G NR (FR1)	FDD Bands n2/n5/n7/n12/n14/n25/n26/n29 (DL)/n30/n66/n70/n71 TDD Bands n41 ^{2,3,4} /n48 ⁴ /n53/n77 ^{2,3,4}	DFT-s-OFDM: Pi/2 BPSK, QPSK, 16QAM, 64QAM, 256QAM CP-OFDM: QPSK, 16QAM, 64QAM, 256QAM	
5G NR (FR2)	TDD Bands n258/n260/n261		
Wi-Fi ¹	2.4 GHz	802.11b/g/n/ax/be (20 MHz BW)	
	5 GHz UNII-1/2A/2C/3	802.11a/n/ac/ax/be (20/40/80/160 MHz BW)	
		Does this device support Bands 5.60 ~ 5.65 GHz? <input checked="" type="checkbox"/> Yes <input type="checkbox"/> No	
		Does this device support Band gap channel(s)? <input checked="" type="checkbox"/> Yes <input type="checkbox"/> No	
	6 GHz SP: UNII-5/7 LPI: UNII-5/6/7/8 VLP: UNII-5/7	802.11a/ax/be (20/40/80/160 MHz BW)	
Bluetooth	2.4 GHz	BR, EDR, LE, and HDR	
NB UNII	UNII-1/3	GFSK, π/4 DQPSK	
802.15.4	2405 – 2475 MHz	O-QPSK	
802.15.4ab-NB	5728.75 – 5846.25 MHz	O-QPSK	
MSS	1.6 GHz	1PRB LTE SC-FDMA, BPSK	
NFC	13.56 MHz	Type A/B/F and ISO15693	
UWB ⁶	6.5 GHz and 8 GHz	BPM-BPSK	
WPT	360 kHz	AM, FSK	

Notes:

1. Duty cycle for Wi-Fi is referenced from the DTS and U-NII reports. Refer to Section 10 for Duty Cycle values used for testing.
2. This device supports Power Class 2 (PC2) for LTE B41 and 5G NR n41, n77.
3. This device supports Power Class 1.5 (PC1.5) for 5G NR n41, n77.
4. UL MIMO supported in 5G NR n41(PC1.5)/n77(PC1.5)/n48(PC3).
5. LTE Uplink 2CA is the total combined power of the UL CA.
6. UWB is categorically excluded because the maximum conducted output power (0.2mW) is less than 1mW.

6.3. General LTE SAR Test and Reporting Considerations

Item	Description						
Frequency range, Channel Bandwidth, Numbers and Frequencies	Band 2	Frequency range: 1850 - 1910 MHz (BW = 60 MHz)					
		Channel Bandwidth					
		20 MHz	15 MHz	10 MHz	5 MHz	3 MHz	1.4 MHz
	Low	18700 /1860	18675/ 1857.5	18650/ 1855	18625/ 1852.5	18615/ 1851.5	18607/ 1850.7
	Mid	18900 1880	18900/ 1880	18900/ 1880	18900/ 1880	18900/ 1880	18900/ 1880
	High	19100 1900	19125/ 1902.5	19150/ 1905	19175/ 1907.5	19185/ 1908.5	19193/ 1909.3
	Band 4	Frequency range: 1710 - 1755 MHz (BW = 45 MHz)					
		Channel Bandwidth					
		20 MHz ¹	15 MHz	10 MHz	5 MHz	3 MHz	1.4 MHz
	Low	20050/ 1720	20025/ 1717.5	20000/ 1715	19975/ 1712.5	19965/ 1711.5	19957/ 1710.7
	Mid	20175 1732.5	20175/ 1732.5	20175/ 1732.5	20175/ 1732.5	20175/ 1732.5	20175/ 1732.5
	High	20300/ 1745	20325/ 1747.5	20350/ 1750	20375/ 1752.5	20385/ 1753.5	20393/ 1754.3
	Band 5	Frequency range: 824 - 849 MHz (BW = 25 MHz)					
		Channel Bandwidth					
		20 MHz	15 MHz	10 MHz ¹	5 MHz	3 MHz	1.4 MHz
	Low			20450/ 829	20425/ 826.5	20415/ 825.5	20407/ 824.7
	Mid			20525 836.5	20525/ 836.5	20525/ 836.5	20525/ 836.5
	High			20600/ 844	20625/ 846.5	20635/ 847.5	20643/ 848.3
	Band 7	Frequency range: 2500 - 2570 MHz (BW = 70 MHz)					
		Channel Bandwidth					
		20 MHz	15 MHz	10 MHz	5 MHz	3 MHz	1.4 MHz
Low	20850 2510	20825 2507.5	20800 2505	20775 2502.5			
Mid	21100 2535	21100 2535	21100 2535	21100 2535			
High	21350 2560	21375 2562.5	21400 2565	21425 2567.5			
Band 12	Frequency range: 699 – 716 MHz (BW = 17 MHz)						
	Channel Bandwidth						
	20 MHz	15 MHz	10 MHz ¹	5 MHz	3 MHz	1.4 MHz	
Low			23060/ 704	23035/ 701.5	23025/ 700.5	23017/ 699.7	
Mid			23095 707.5	23095/ 707.5	23095/ 707.5	23095/ 707.5	
High			23130/ 711	23155/ 713.5	23165/ 714.5	23173/ 715.3	
Band 13	Frequency range: 777 - 787 MHz (BW = 10 MHz)						
	Channel Bandwidth						
	20 MHz	15 MHz	10 MHz ¹	5 MHz ¹	3 MHz	1.4 MHz	
Low				23205/ 779.5			
Mid			23230 782	23230/ 782			
High				23255/ 784.5			
Band 14	Frequency range: 788 - 798 MHz (BW = 10 MHz)						
	Channel Bandwidth						
	20 MHz	15 MHz	10 MHz ¹	5 MHz ¹	3 MHz	1.4 MHz	
Low				23305/ 790.5			
Mid			23330 793	23330/ 793			
High				23355/ 793.5			

					795.5			
Band 17	Frequency range: 704 - 716 MHz (BW = 12 MHz)							
	Channel Bandwidth							
	20 MHz	15 MHz	10 MHz ¹	5 MHz ¹	3 MHz	1.4 MHz		
Low			23780/ 709	23755/ 706.5				
Mid			23790/ 710	23790/ 710				
High			23800/ 711	23825/ 713.5				
Band 25	Frequency range: 1850 - 1915 MHz (BW = 65 MHz)							
	Channel Bandwidth							
	20 MHz	15 MHz	10 MHz	5 MHz	3 MHz	1.4 MHz		
Low	26140/ 1860	26115/ 1857.5	26090/ 1855	26065/ 1852.5	26055/ 1851.5	26047/ 1850.7		
Mid	26365/ 1882.5	26365/ 1882.5	26365/ 1882.5	26365/ 1882.5	26365/ 1882.5	26365/ 1882.5		
High	26590/ 1905	26615/ 1907.5	26640/ 1910	26665/ 1912.5	26675/ 1913.5	26683/ 1914.3		
Band 26	Frequency range: 814 - 849 MHz (BW = 35 MHz)							
	Channel Bandwidth							
	20 MHz	15 MHz ¹	10 MHz	5 MHz	3 MHz	1.4 MHz		
Low			26740/ 819	26715/ 816.5	26705/ 815.5	26697/ 814.7		
Mid			26865/ 831.5	26865/ 831.5	26865/ 831.5	26865/ 831.5		
High			26990/ 844	27015/ 846.5	27025/ 847.5	27033/ 848.3		
Band 30	Frequency range: 2305 - 2315 MHz (BW = 10 MHz)							
	Channel Bandwidth							
	20 MHz	15 MHz	10 MHz ¹	5 MHz ¹	3 MHz	1.4 MHz		
Low				27685/ 2307.5				
Mid			27710/ 2310	27710/ 2310				
High				27735/ 2312.5				
Band 41 ²	Frequency range: 2496 - 2690 MHz (BW = 194 MHz)							
	Channel Bandwidth							
	20 MHz	15 MHz	10 MHz	5 MHz	3 MHz	1.4 MHz		
	Low	39750 / 2506.0						
	Mid-Low	40185 / 2549.5						
	Mid	40620 / 2593.0						
	Mid-High	41055 / 2636.5						
High	41490 / 2680.0							
Band 48	Frequency range: 3550 - 3700 MHz (BW = 150 MHz)							
	Channel Bandwidth							
	20 MHz	15 MHz	10 MHz	5 MHz	3 MHz	1.4 MHz		
	Low	55340/ 3560	55315/ 3557.5	55290/ 3555	55265/ 3552.5			
	Mid-Low	55773/ 3603.3	55765/ 3602.5	55757/ 3601.7	55748/ 3600.8			
	Mid-High	56207/ 3646.7	56215/ 3647.5	56223/ 3648.3	56232/ 3649.2			
High	56640/ 3690	56665/ 3692.5	56690/ 3695	56715/ 3697.5				
Band 53	Frequency range: 2483.5 - 2495 MHz (BW = 11.5 MHz)							
	Channel Bandwidth							
	20 MHz	15 MHz	10 MHz ¹	5 MHz ¹	3 MHz	1.4 MHz		
	Low				2485/ 60115	2484.2/ 60147		
Mid			60197/ 2489.5	60197/ 2489.5	60197/ 2489.5	60197/ 2489.5		
High				2493.5/ 60240	2494.3/ 60248			

	Band 66	Frequency range: 1710 - 1780 MHz (BW = 70 MHz)																																																																		
		Channel Bandwidth																																																																		
		20 MHz	15 MHz	10 MHz	5 MHz	3 MHz	1.4 MHz																																																													
	Low	132072/1720	132047/1717.5	132022/1715	131997/1712.5	131987/1711.5	131979/1710.7																																																													
	Mid	132322/1745	132322/1745	132322/1745	132322/1745	132322/1745	132322/1745																																																													
	High	132572/1770	132597/1772.5	132622/1775	132647/1777.5	132657/1778.5	132665/1779.3																																																													
	Band 71	Frequency range: 663 - 698 MHz (BW = 35 MHz)																																																																		
		Channel Bandwidth																																																																		
		20 MHz ¹	15 MHz ¹	10 MHz	5 MHz	3 MHz	1.4 MHz																																																													
	Low	133222/673	133197/670.5	133172/668	133147/665.5																																																															
Mid	133297/680.5	133297/680.5	133297/680.5	133297/680.5																																																																
High	133372/688	133397/690.5	133422/693	133447/695.5																																																																
LTE transmitter and antenna implementation	LTE can transmit from either ANT1, ANT2, ANT3, ANT4, ANT7, ANT8, and ANT9 Antenna switching is implemented using a physical, "break-before-make" switch so that only one antenna can be used for LTE transmission at a time.																																																																			
Maximum power reduction (MPR)	<p>Table 6.2.3-1: Maximum Power Reduction (MPR) for Power Class 1, 2 and 3</p> <table border="1"> <thead> <tr> <th rowspan="2">Modulation</th> <th colspan="6">Channel bandwidth / Transmission bandwidth (N_{RB})</th> <th rowspan="2">MPR (dB)</th> </tr> <tr> <th>1.4 MHz</th> <th>3.0 MHz</th> <th>5 MHz</th> <th>10 MHz</th> <th>15 MHz</th> <th>20 MHz</th> </tr> </thead> <tbody> <tr> <td>QPSK</td> <td>> 5</td> <td>> 4</td> <td>> 8</td> <td>> 12</td> <td>> 16</td> <td>> 18</td> <td>≤ 1</td> </tr> <tr> <td>16 QAM</td> <td>≤ 5</td> <td>≤ 4</td> <td>≤ 8</td> <td>≤ 12</td> <td>≤ 16</td> <td>≤ 18</td> <td>≤ 1</td> </tr> <tr> <td>16 QAM</td> <td>> 5</td> <td>> 4</td> <td>> 8</td> <td>> 12</td> <td>> 16</td> <td>> 18</td> <td>≤ 2</td> </tr> <tr> <td>64 QAM</td> <td>≤ 5</td> <td>≤ 4</td> <td>≤ 8</td> <td>≤ 12</td> <td>≤ 16</td> <td>≤ 18</td> <td>≤ 2</td> </tr> <tr> <td>64 QAM</td> <td>> 5</td> <td>> 4</td> <td>> 8</td> <td>> 12</td> <td>> 16</td> <td>> 18</td> <td>≤ 3</td> </tr> <tr> <td>256 QAM</td> <td colspan="6">≥ 1</td> <td>≤ 5</td> </tr> </tbody> </table> <p>MPR Built-in by design The manufacturer MPR values are always within the 3GPP maximum MPR allowance but may not follow the default MPR values. A-MPR (additional MPR) was disabled during SAR testing</p>						Modulation	Channel bandwidth / Transmission bandwidth (N _{RB})						MPR (dB)	1.4 MHz	3.0 MHz	5 MHz	10 MHz	15 MHz	20 MHz	QPSK	> 5	> 4	> 8	> 12	> 16	> 18	≤ 1	16 QAM	≤ 5	≤ 4	≤ 8	≤ 12	≤ 16	≤ 18	≤ 1	16 QAM	> 5	> 4	> 8	> 12	> 16	> 18	≤ 2	64 QAM	≤ 5	≤ 4	≤ 8	≤ 12	≤ 16	≤ 18	≤ 2	64 QAM	> 5	> 4	> 8	> 12	> 16	> 18	≤ 3	256 QAM	≥ 1						≤ 5
Modulation	Channel bandwidth / Transmission bandwidth (N _{RB})							MPR (dB)																																																												
	1.4 MHz	3.0 MHz	5 MHz	10 MHz	15 MHz	20 MHz																																																														
QPSK	> 5	> 4	> 8	> 12	> 16	> 18	≤ 1																																																													
16 QAM	≤ 5	≤ 4	≤ 8	≤ 12	≤ 16	≤ 18	≤ 1																																																													
16 QAM	> 5	> 4	> 8	> 12	> 16	> 18	≤ 2																																																													
64 QAM	≤ 5	≤ 4	≤ 8	≤ 12	≤ 16	≤ 18	≤ 2																																																													
64 QAM	> 5	> 4	> 8	> 12	> 16	> 18	≤ 3																																																													
256 QAM	≥ 1						≤ 5																																																													
Spectrum plots for RB configurations	A properly configured base station simulator was used for the SAR and power measurements; therefore, spectrum plots for each RB allocation and offset configuration are not included in the SAR report.																																																																			

Notes:

- Maximum bandwidth does not support at least three non-overlapping channels in certain channel bandwidths. When a device supports overlapping channel assignment in a channel bandwidth configuration, the middle channel of the group of overlapping channels should be selected for testing per KDB 941225 D05 SAR for LTE Devices.
- LTE band 41 test channels in accordance with October 2014 TCB workshop for all channels bandwidths.
- SAR Testing for LTE was performed with the same number of RB and RB offsets transmitting on all TTI frames (maximum TTI).

6.4. LTE (TDD) Considerations

According to KDB 941225 D05 SAR for LTE Devices, for Time-Division Duplex (TDD) systems, SAR must be tested using a fixed periodic duty factor according to the highest transmission duty factor implemented for the device and supported by the defined 3GPP LTE TDD configurations.

LTE TDD Bands support 3GPP TS 36.211 section 4.2 for Type 2 Frame Structure and Table 4.2-2 for uplink-downlink configurations and Table 4.2-1 for Special subframe configurations.

Table 4.2-1: Configuration of special subframe (lengths of DwPTS/GP/UpPTS)

Special subframe configuration	Normal cyclic prefix in downlink			Extended cyclic prefix in downlink		
	DwPTS	UpPTS		DwPTS	UpPTS	
		Normal cyclic prefix in uplink	Extended cyclic prefix in uplink		Normal cyclic prefix in uplink	Extended cyclic prefix in uplink
0	$6592 \cdot T_s$	$(1+X) \cdot 2192 \cdot T_s$	$(1+X) \cdot 2560 \cdot T_s$	$7680 \cdot T_s$	$(1+X) \cdot 2192 \cdot T_s$	$(1+X) \cdot 2560 \cdot T_s$
1	$19760 \cdot T_s$			$20480 \cdot T_s$		
2	$21952 \cdot T_s$			$23040 \cdot T_s$		
3	$24144 \cdot T_s$			$25600 \cdot T_s$		
4	$26336 \cdot T_s$			$7680 \cdot T_s$		
5	$6592 \cdot T_s$	$(2+X) \cdot 2192 \cdot T_s$	$(2+X) \cdot 2560 \cdot T_s$	$20480 \cdot T_s$	$(2+X) \cdot 2192 \cdot T_s$	$(2+X) \cdot 2560 \cdot T_s$
6	$19760 \cdot T_s$			$23040 \cdot T_s$		
7	$21952 \cdot T_s$			$12800 \cdot T_s$		
8	$24144 \cdot T_s$			-		
9	$13168 \cdot T_s$			-		
10	$13168 \cdot T_s$	$13152 \cdot T_s$	$12800 \cdot T_s$	-	-	-

Table 4.2-2: Uplink-downlink configurations & Calculated Duty Cycle

Uplink-Downlink Configuration	Downlink-to-Uplink Switch-point Periodicity	Subframe Number										Calculated Duty Cycle (%)
		0	1	2	3	4	5	6	7	8	9	
0	5 ms	D	S	U	U	U	D	S	U	U	U	63.3%
1	5 ms	D	S	U	U	D	D	S	U	U	D	43.3%
2	5 ms	D	S	U	D	D	D	S	U	D	D	23.3%
3	10 ms	D	S	U	U	U	D	D	D	D	D	31.7%
4	10 ms	D	S	U	U	D	D	D	D	D	D	21.7%
5	10 ms	D	S	U	D	D	D	D	D	D	D	11.7%
6	5 ms	D	S	U	U	U	D	S	U	U	D	53.3%

Calculated Duty Cycle = Extended cyclic prefix in uplink * (T_s) * # of S + # of U / period

Note(s):

This device supports uplink-downlink configurations 0-6. SAR testing/analysis was performed with the configuration with highest duty cycle for the following power classes: configuration 0 at 63.3% for Power Class 3 and configuration 1 at 43.3% for Power Class 2.

6.5. General 5G NR(FR1) SAR Test and Reporting Considerations

n2	SCS (kHz)	Frequency range: 1850 - 1910 MHz (BW = 60 MHz)													
		Channel Bandwidth (MHz)													
		100	90	80	70	60	50	40	30	25	20	15	10	5	
Low	15										372000 /1860	371500 /1857.5	371000 /1855	370500 /1852.5	
Mid	15										376000 /1880	376000 /1880	376000 /1880	376000 /1880	
High	15										380000 /1900	380500 /1902.5	381000 /1905	381500 /1907.5	
n5	SCS (kHz)	Frequency range: 824 - 849 MHz (BW = 25 MHz)													
		Channel Bandwidth (MHz)													
		100	90	80	70	60	50	40	30	25	20	15	10	5	
Low	15										166800 /834	166300 /831.5	165800 /829	165300 /826.5	
Mid	15										167300 /836.5	167300 /836.5	167300 /836.5	167300 /836.5	
High	15										167800 /839	168300 /841.5	168800 /844	169300 /846.5	
n7	SCS (kHz)	Frequency range: 2500 - 2570 MHz (BW = 70 MHz)													
		Channel Bandwidth (MHz)													
		100	90	80	70	60	50	40	30	25	20	15	10	5	
Low	15							504000 /2520	503000 /2515	502500 /2512.5	502000 /2510	501500 /2507.5	501000 /2505	500500 /2502.5	
Mid	15							507000 /2535	507000 /2535	507000 /2535	507000 /2535	507000 /2535	507000 /2535	507000 /2535	
High	15							510000 /2550	511000 /2555	511500 /2557.5	512000 /2560	512500 /2562.5	513000 /2565	513500 /2567.5	
n12	SCS (kHz)	Frequency range: 699 - 716 MHz (BW = 17 MHz)													
		Channel Bandwidth (MHz)													
		100	90	80	70	60	50	40	30	25	20	15	10	5	
Low	15											141300 /706.5	140800 /704	140300 /701.5	
Mid	15											141500 /707.5	141500 /707.5	141500 /707.5	
High	15											141700 /708.5	142200 /711	142700 /713.5	
n14	SCS (kHz)	Frequency range: 788 - 798 MHz (BW = 10 MHz)													
		Channel Bandwidth (MHz)													
		100	90	80	70	60	50	40	30	25	20	15	10	5	
Low	15												158600 /793	158100 /790.5	
Mid	15												158600 /793	158600 /793	
High	15												158600 /793	159100 /795.5	
n25	SCS (kHz)	Frequency range: 1850 - 1915 MHz (BW = 65 MHz)													
		Channel Bandwidth (MHz)													
		100	90	80	70	60	50	40	30	25	20	15	10	5	
Low	15							374000 /1870	373000 /1865	372500 /1862.5	372000 /1860	371500 /1857.5	371000 /1855	370500 /1852.5	
Mid	15							376500 /1882.5	376500 /1882.5	376500 /1882.5	376500 /1882.5	376500 /1882.5	376500 /1882.5	376500 /1882.5	
High	15							379000 /1895	380000 /1900	380500 /1902.5	381000 /1905	381500 /1907.5	382000 /1910	382500 /1912.5	
n26	SCS (kHz)	Frequency range: 814 - 849 MHz (BW = 35 MHz)													
		Channel Bandwidth (MHz)													
		100	90	80	70	60	50	40	30	25	20	15	10	5	
Low	15										164800 /824	164300 /821.5	163800 /819	163300 /816.5	
Mid	15										166300 /831.5	166300 /831.5	166300 /831.5	166300 /831.5	
High	15										167800 /839	168300 /841.5	168800 /844	169300 /846.5	
n30	SCS (kHz)	Frequency range: 2305 - 2315 MHz (BW = 10 MHz)													
		Channel Bandwidth (MHz)													
		100	90	80	70	60	50	40	30	25	20	15	10	5	
Low	15													461500 /2307.5	
Mid	15												462000 /2310	462000 /2310	
High	15												462500 /2312.5	462500 /2312.5	
n41	SCS (kHz)	Frequency range: 2496 - 2690 MHz (BW = 194 MHz)													
		Channel Bandwidth (MHz)													
		100	90	80	70	60	50	40	30	25	20	15	10	5	
Low	30	509196 /2545.98	508200 /2541	507198 /2535.99	506196 /2530.98	505200 /2526	504198 /2520.99	503196 /2515.98	502200 /2511			501198 /2505.99	500700 /2503.5	500196 /2500.98	
	30	513900 /2569.5	513396 /2566.98	512898 /2564.49	512400 /2562	511896 /2559.48	511398 /2556.99	510900 /2554.5	510396 /2551.98			509898 /2549.49	509646 /2548.23	509400 /2547	
Mid	30	518598 /2592.99	518598 /2592.99	518598 /2592.99	518598 /2592.99	518598 /2592.99	518598 /2592.99	518598 /2592.99	518598 /2592.99			518598 /2592.99	518598 /2592.99	518598 /2592.99	
	30	523296 /2616.48	523800 /2619	524298 /2621.49	524796 /2623.98	525300 /2626.5	525798 /2628.99	526296 /2631.48	526800 /2634			527298 /2636.49	527550 /2637.75	527796 /2638.98	
High	30	527994 /2639.97	528996 /2644.98	529998 /2649.99	530994 /2654.97	531996 /2659.98	532998 /2664.99	533994 /2669.97	534996 /2674.98			535998 /2679.99	536496 /2682.48	536994 /2684.97	

n48	SCS (kHz)	Frequency range: 3550 - 3700 MHz (BW = 150 MHz)													
		Channel Bandwidth (MHz)													
		100	90	80	70	60	50	40	30	25	20	15	10	5	
Low	30							638000 /3570	637332 /3564.99		637332 /3559.98	637166 /3557.49	637000 /3555		
Low-Mid	30							640444 /3606.66	640332 /3604.98		640222 /3603.33	640166 /3602.49	640110 /3601.65		
Mid	30							642888 /3643.32	642998 /3644.97		643110 /3646.65	643166 /3647.49	643220 /3648.3		
High	30							645332 /3679.98	645666 /3684.99		645998 /3689.97	646166 /3692.49	646332 /3694.98		
n53	SCS (kHz)	Frequency range: 2483.5 - 2495 MHz (BW = 11.5 MHz)													
		Channel Bandwidth (MHz)													
		100	90	80	70	60	50	40	30	25	20	15	10	5	
Low	30													497700 /2488.5	
Mid	30													497860 /2489.3	
High	30													498000 /2490	
n66	SCS (kHz)	Frequency range: 1710 - 1780 MHz (BW = 70 MHz)													
		Channel Bandwidth (MHz)													
		100	90	80	70	60	50	40	30	25	20	15	10	5	
Low	15							346000 /1730	345000 /1725	344500 /1722.5	344000 /1720	343500 /1717.5	343000 /1715	342500 /1712.5	
Mid	15							349000 /1745	349000 /1745	349000 /1745	349000 /1745	349000 /1745	349000 /1745	349000 /1745	
High	15							352000 /1760	353000 /1765	353500 /1767.5	354000 /1770	354500 /1772.5	355000 /1775	355500 /1777.5	
n70	SCS (kHz)	Frequency range: 1695 - 1710 MHz (BW = 15 MHz)													
		Channel Bandwidth (MHz)													
		100	90	80	70	60	50	40	30	25	20	15	10	5	
Low	15												340500 /1702.5	340000 /1700	339500 /1697.5
Mid	15												340500 /1702.5	340500 /1702.5	340500 /1702.5
High	15												340500 /1702.5	341000 /1705	341500 /1707.5
n71	SCS (kHz)	Frequency range: 663 - 698 MHz (BW = 35 MHz)													
		Channel Bandwidth (MHz)													
		100	90	80	70	60	50	40	30	25	20	15	10	5	
Low	15											134600 /673	134100 /670.5	133600 /665.5	133100 /665.5
Mid	15											136100 /680.5	136100 /680.5	136100 /680.5	136100 /680.5
High	15											137600 /688	138100 /690.5	138600 /693	139100 /695.5
n77	SCS (kHz)	Block A Frequency range: 3450 - 3550 MHz (BW = 100 MHz)													
		Channel Bandwidth (MHz)													
		100	90	80	70	60	50	40	30	25	20	15	10	5	
Low	30	633332 /3499.98	633000 /3495	632666 /3489.99	632332 /3484.98	632000 /3480	631666 /3474.99	631332 /3469.98	631000 /3465		630666 /3459.99	630500 /3457.5	630332 /3454.98		
Mid	30	633332 /3499.98	633332 /3499.98	633332 /3499.98	633332 /3499.98	633332 /3499.98	633332 /3499.98	633332 /3499.98	633332 /3499.98		633332 /3499.98	633332 /3499.98	633332 /3499.98		
High	30	633332 /3499.98	633666 /3504.99	633998 /3509.97	634332 /3514.98	634666 /3519.99	634998 /3524.97	635332 /3529.98	635666 /3534.99		635998 /3539.97	636166 /3542.49	636332 /3544.98		
n77	SCS (kHz)	Block C Frequency range: 3700 - 3980 MHz (BW = 280 MHz)													
		Channel Bandwidth (MHz)													
		100	90	80	70	60	50	40	30	25	20	15	10	5	
Low	30	649998 /3749.97	649666 /3744.99	649332 /3739.98	648998 /3734.97	648666 /3729.99	648332 /3724.98	647998 /3719.97	647666 /3714.99		647332 /3709.98	647166 /3707.49	646998 /3704.97		
Low-Mid	30	652998 /3794.97	652832 /3792.48	652666 /3789.99	652498 /3787.47	652332 /3784.98	652166 /3782.49	651998 /3779.97	651832 /3777.48		651666 /3774.99	651582 /3773.73	651498 /3772.47		
Mid	30	656000 /3840	656000 /3840	656000 /3840	656000 /3840	656000 /3840	656000 /3840	656000 /3840	656000 /3840		656000 /3840	656000 /3840	656000 /3840		
Mid-High	30	658998 /3884.97	659166 /3887.49	659332 /3889.98	659498 /3892.47	659666 /3894.99	659832 /3897.48	659998 /3899.97	660166 /3902.49		660332 /3904.98	660416 /3906.24	660498 /3907.47		
High	30	661998 /3929.97	662332 /3934.98	662666 /3939.99	662998 /3944.97	663332 /3949.98	663666 /3954.99	663998 /3959.97	664332 /3964.98		664666 /3969.99	664832 /3972.48	664998 /3974.97		
SCS	15 kHz (n2, n5, n7, n12, n14, n25, n26, n30, n66, n70, n71) 30 kHz (n41, n48, n53, n77)														
NR(FR1) transmitter and antenna implementation	Refer to section 7 and Appendix A.														
A-MPR(Additional MPR) disabled for SAR testing?	Yes														
EN-DC Carrier Aggregation Possible Combinations															

LTE Anchor Bands for NR band n2	LTE Band 5/12/14/48/66
LTE Anchor Bands for NR band n5	LTE Band 2/7/30/48/66
LTE Anchor Bands for NR band n7	LTE Band 5/12/66
LTE Anchor Bands for NR band n12	LTE Band 2/30/48/66
LTE Anchor Bands for NR band n14	LTE Band 2/30/66
LTE Anchor Bands for NR band n25	LTE Band 12/48/66
LTE Anchor Bands for NR band n26	N/A
LTE Anchor Bands for NR band n30	LTE Band 5/12/14/66
LTE Anchor Bands for NR band n41	LTE Band 2/4/5/12/25/26/41/66
LTE Anchor Bands for NR band n48	LTE Band 2/5/13/66
LTE Anchor Bands for NR band n53	LTE Band 48
LTE Anchor Bands for NR band n66	LTE Band 2/5/7/12/13/14/30/48/71
LTE Anchor Bands for NR band n70	N/A
LTE Anchor Bands for NR band n71	LTE Band 2/7/48/66
LTE Anchor Bands for NR band n77	LTE Band 2/5/7/12/13/14/25/30/41/66/71

Notes:

1. Maximum bandwidth does not support at least three non-overlapping channels in certain channel bandwidths. When a device supports overlapping channel assignment in a channel bandwidth configuration, the middle channel of the group of overlapping channels should be selected for testing per FCC Guidance.
2. SAR test for NR bands and LTE anchor Bands were performed separately due to limitations in SAR probe calibration factors. And, due to test setup limitations, SAR testing for NR was performed using test mode software to establish the connection.
3. FR1 supported standalone.
4. Manufacturer/OEM declares operating duty cycle to be 100%, 50% and 25% for 5G NR (FR1) TDD Power Class 3, Power Class 2 and Power Class 1.5 respectively.

6.6. Time-Average Feature

The equipment under test (EUT) incorporates the Smart Transmit (SmartTX) SAR averaging algorithm provided by Qualcomm for cellular technologies. Smart Transmit controls the Tx power of the cellular-based wireless device in real-time to maintain the time-averaged Tx power, and in turn, time-averaged RF exposure, below the predefined time-average power limit characterized for each technology and band.

The purpose of the Part 2 test in this report is to demonstrate that the EUT meets the FCC SAR limits when transmitting in static transmission scenario at maximum allowable time-averaged power levels.

The Smart Transmit algorithm maintains the time-averaged transmit power, in turn, time-averaged RF exposure of SAR_design_target or PD_design_target for each characterized technology and band.

Smart Transmit allows the device to transmit at higher power instantaneously as high as P_{max} , when needed, but enforces power limiting to maintain time-averaged transmit power to P_{limit} .

The maximum time-averaged output power (dBm) for any 2G/3G/4G/5G NR WWAN technology band, and DSI = minimum of " P_{limit} EFS" and "Maximum output power P_{max} " includes device uncertainty.

SAR values in this report were scaled to the maximum time-averaged output power to determine compliance following KDB 447498 D01.

SAR Characterization

Please refer to 14982479-S5 for the full details regarding SAR Characterizations.

7. RF Exposure Conditions (Test Configurations)

Refer to Appendix A for the specific details of the antenna-to-antenna and antenna-to-edge(s) distances.

Antenna	Band	Back	Front	Edge Top	Edge Right	Edge Bottom	Edge Left
ANT1	GSM 850/1900 WCDMA B2/4/5 LTE B2/4/5/7/12/13/14/17/25/26/30/41/53/66/71 5G(FR1) n2/n5/n7/n12/n14/n25/n26/n30/n41/n53/n66/n70/n71 MSS (L-Band)	Yes	Yes	No	Yes	Yes	Yes
ANT2	GSM 850/1900 WCDMA B2/4/5 LTE B2/4/5/7/12/13/14/17/25/26/30/41/53/66/71 5G(FR1) n2/n5/n7/n12/n14/n25/n26/n30/n41/n53/n66/n70/n71 NFC Primary	Yes	Yes	Yes	Yes	No	Yes
ANT3	GSM 1900 WCDMA B2/4 LTE B2/4/7/25/30/41/66 5G(FR1) n2/n7/n25/n30/n41/n66/n70 Wi-Fi 2.4GHz Bluetooth 2.4GHz 802.15.4	Yes	Yes	No	No	Yes	Yes
ANT4	GSM 1900 WCDMA B2/4 LTE B2/4/7/25/30/41/48/66 5G(FR1) n2/n7/n25/n30/n41/n48/n66/n70/n77 MSS (L-Band) Wi-Fi 2.4GHz Bluetooth 2.4GHz 802.15.4	Yes	Yes	Yes	Yes	No	No
ANT5	Wi-Fi 5GHz/6GHz 802.15.4ab-NB NB UNII	Yes	Yes	No	No	Yes	Yes
ANT6	Wi-Fi 5GHz/6GHz 802.15.4ab-NB NB UNII	Yes	Yes	Yes	No	No	Yes
ANT7	LTE B48 5G(FR1) n48/n77	Yes	Yes	No	Yes	Yes	No
ANT8	LTE B48 5G(FR1) n48/n77	Yes	Yes	Yes	No	No	Yes
ANT9	LTE B48 5G(FR1) n48/n77	Yes	Yes	No	No	Yes	Yes
NFC	NFC Secondary	Yes	Yes	No	Yes	No	Yes

Notes:

- SAR is not required because the distance from the antenna to the edge is > 25 mm as per KDB 941225 D06 Hot Spot SAR.
- The Body-worn minimum separation distance is 5 mm. To cover both body-worn and hotspot RF exposure conditions testing was performed at a separation distance of 5 mm.

8. Dielectric Property Measurements & System Check

8.1. SAR Dielectric Property Measurements and System Checks

The temperature of the tissue-equivalent medium used during measurement must also be within 18°C to 25°C and within $\pm 2^\circ\text{C}$ of the temperature when the tissue parameters are characterized.

The dielectric parameters must be measured before the tissue-equivalent medium is used in a series of SAR measurements. The parameters should be re-measured after each 3 – 4 days of use; or earlier if the dielectric parameters can become out of tolerance; for example, when the parameters are marginal at the beginning of the measurement series.

Tissue dielectric parameters were measured at the low, middle and high frequency of each operating frequency range of the test device.

The dielectric constant (ϵ_r) and conductivity (σ) of typical tissue-equivalent media recipes are expected to be within $\pm 5\%$ of the required target values; but for SAR measurement systems that have implemented the SAR error compensation algorithms documented in IEEE Std 1528-2013, to automatically compensate the measured SAR results for deviations between the measured and required tissue dielectric parameters, the tolerance for ϵ_r and σ may be relaxed to $\pm 10\%$. This is limited to frequencies ≤ 3 GHz.

Tissue Dielectric Parameters

FCC KDB 865664 D01 SAR Measurement 100 MHz to 6 GHz

Target Frequency (MHz)	Head		Body	
	ϵ_r	σ (S/m)	ϵ_r	σ (S/m)
150	52.3	0.76	61.9	0.80
300	45.3	0.87	58.2	0.92
450	43.5	0.87	56.7	0.94
835	41.5	0.90	55.2	0.97
900	41.5	0.97	55.0	1.05
915	41.5	0.98	55.0	1.06
1450	40.5	1.20	54.0	1.30
1610	40.3	1.29	53.8	1.40
1800 – 2000	40.0	1.40	53.3	1.52
2450	39.2	1.80	52.7	1.95
3000	38.5	2.40	52.0	2.73
5000	36.2	4.45	49.3	5.07
5100	36.1	4.55	49.1	5.18
5200	36.0	4.66	49.0	5.30
5300	35.9	4.76	48.9	5.42
5400	35.8	4.86	48.7	5.53
5500	35.6	4.96	48.6	5.65
5600	35.5	5.07	48.5	5.77
5700	35.4	5.17	48.3	5.88
5800	35.3	5.27	48.2	6.00

SAR system verification is required to confirm measurement accuracy, according to the tissue dielectric media, probe calibration points and other system operating parameters required for measuring the SAR of a test device. The system verification must be performed for each frequency band and within the valid range of each probe calibration point required for testing the device. The same SAR probe(s) and tissue-equivalent media combinations used with each specific SAR system for system verification must be used for device testing. When multiple probe calibration points are required to cover substantially large transmission bands, independent system verifications are required for each probe calibration point. A system verification must be performed before each series of SAR measurements using the same probe calibration point and tissue-equivalent medium. Additional system verification should be considered according to the conditions of the tissue-equivalent medium and measured tissue dielectric parameters, typically every three to four days when the liquid parameters are re-measured or sooner when marginal liquid parameters are used at the beginning of a series of measurements.

System Performance Check Measurement Conditions:

- The measurements were performed in the flat section of the TWIN SAM or ELI phantom, shell thickness: 2.0 ±0.2 mm (bottom plate) filled with Body or Head simulating liquid of the following parameters.
- The depth of tissue-equivalent liquid in a phantom must be ≥ 15.0 cm for SAR measurements ≤ 3 GHz and ≥ 10.0 cm for measurements > 3 GHz.
- The DASY system with an E-Field Probe was used for the measurements.
- The dipole was mounted on the small tripod so that the dipole feed point was positioned below the center marking of the flat phantom section and the dipole was oriented parallel to the body axis (the long side of the phantom). The standard measuring distance was 10 mm (above 1 GHz) and 15 mm (below 1 GHz) from dipole center to the simulating liquid surface.
- The coarse grid with a grid spacing of 15 mm was aligned with the dipole.
For 5 GHz band - The coarse grid with a grid spacing of 10 mm was aligned with the dipole.
- Special 7x7x7 (below 3 GHz) and/or 8x8x7 (above 3 GHz) fine cube was chosen for the cube.
- Distance between probe sensors and phantom surface was set to 3 mm.
For 5 GHz band - Distance between probe sensors and phantom surface was set to 2.5 mm
- The dipole input power (forward power) was 100 mW.
- The results are normalized to 1 W input power.

Liquid Check										System Check													
SAR Lab	Date	Tissue Type	Band (MHz)	Freq. (MHz)	Relative Permittivity (εr)			Conductivity (σ)			Date	Dipole Type & Serial Number	Dipole Cal. Due Date	Input Power (dBm)	Measured results for 1-g SAR				Measured results for 10-g SAR				Plot No.
					Measured	Target	Delta	Measured	Target	Delta					Meas. Zoom Scan	Normalize to 1 W	Target (Ref. Value)	Delta ±10%	Meas. Zoom Scan	Normalize to 1 W	Target (Ref. Value)	Delta ±10%	
SAR A	6/29/2024	Head	2300	2300	41.95	39.47	6.28%	1.56	1.66	-6.24%	6/29/2024	D2300V2 SN: 1058	10/13/2024	20.0	4.790	47.900	48.500	-1.24%	2.350	23.500	23.600	-0.42%	
				2350	41.83	39.38	6.21%	1.60	1.71	-6.60%													
				2400	41.76	39.30	6.27%	1.63	1.75	-6.94%													
SAR A	7/3/2024	Head	2300	2300	40.65	39.47	2.98%	1.59	1.66	-4.67%	7/3/2024	D2300V2 SN: 1058	10/13/2024	20.0	4.740	47.400	48.500	-2.27%	2.320	23.200	23.600	-1.69%	
				2350	40.58	39.38	3.04%	1.63	1.71	-4.84%													
				2400	40.50	39.30	3.06%	1.66	1.75	-5.23%													
SAR A	7/5/2024	Head	2600	2600	41.10	39.01	5.36%	1.85	1.96	-5.56%	7/5/2024	D2600V2 SN: 1036	4/11/2025	20.0	5.260	52.600	55.400	-5.05%	2.430	24.300	24.900	-2.41%	1
				2495	41.31	39.14	5.54%	1.77	1.85	-4.25%													
				2690	40.96	38.90	5.30%	1.92	2.06	-6.63%													
SAR A	7/8/2024	Head	2300	2300	40.61	39.47	2.88%	1.60	1.66	-4.07%	7/8/2024	D2300V2 SN: 1058	10/13/2024	20.0	5.010	50.100	48.500	3.30%	2.470	24.700	23.600	4.66%	
				2350	40.55	39.38	2.96%	1.64	1.71	-4.08%													
				2400	40.47	39.30	2.99%	1.68	1.75	-4.26%													
SAR A	7/8/2024	Head	2600	2600	40.08	39.01	2.74%	1.84	1.96	-6.23%	7/8/2024	D2600V2 SN: 1036	4/11/2025	20.0	5.580	55.800	55.400	0.72%	2.590	25.900	24.900	4.02%	
				2495	40.29	39.14	2.93%	1.76	1.85	-5.07%													
				2690	39.94	38.90	2.68%	1.91	2.06	-7.31%													
SAR A	7/12/2024	Head	2300	2300	40.07	39.47	1.51%	1.61	1.66	-3.29%	7/12/2024	D2300V2 SN: 1058	10/13/2024	20.0	4.810	48.100	48.500	-0.82%	2.350	23.500	23.600	-0.42%	
				2350	40.00	39.38	1.56%	1.65	1.71	-3.67%													
				2400	39.94	39.30	1.64%	1.68	1.75	-4.20%													
SAR A	7/12/2024	Head	2600	2600	39.65	39.01	1.64%	1.84	1.96	-6.02%	7/12/2024	D2600V2 SN: 1006	10/13/2024	20.0	5.050	50.500	56.100	-9.98%	2.330	23.300	25.400	-8.27%	2
				2495	39.83	39.14	1.75%	1.75	1.85	-5.12%													
				2690	39.49	38.90	1.52%	1.92	2.06	-6.77%													
SAR A	7/16/2024	Head	2300	2300	41.85	39.47	6.02%	1.58	1.66	-5.15%	7/16/2024	D2300V2 SN: 1002	4/11/2025	20.0	4.600	46.000	48.700	-5.54%	2.270	22.700	23.800	-4.62%	3
				2350	41.78	39.38	6.08%	1.62	1.71	-5.19%													
				2400	41.70	39.30	6.12%	1.66	1.75	-5.46%													
SAR A	7/16/2024	Head	2600	2600	40.70	39.01	4.33%	1.84	1.96	-6.33%	7/16/2024	D2600V2 SN: 1036	4/11/2025	20.0	5.480	54.800	55.400	-1.08%	2.520	25.200	24.900	1.20%	
				2495	40.87	39.14	4.41%	1.75	1.85	-5.55%													
				2690	40.51	38.90	4.15%	1.92	2.06	-6.87%													
SAR A	7/20/2024	Head	2300	2300	41.42	39.47	4.93%	1.57	1.66	-5.51%	7/20/2024	D2300V2 SN: 1058	10/13/2024	20.0	4.920	49.200	48.500	1.44%	2.390	23.900	23.600	1.27%	
				2350	41.36	39.38	5.02%	1.61	1.71	-5.66%													
				2400	41.29	39.30	5.07%	1.65	1.75	-5.97%													
SAR A	7/23/2024	Head	2600	2600	40.30	39.01	3.30%	1.86	1.96	-5.16%	7/23/2024	D2600V2 SN: 1036	4/11/2025	20.0	5.560	55.600	55.400	0.36%	2.590	25.900	24.900	4.02%	
				2495	40.48	39.14	3.42%	1.77	1.85	-4.15%													
				2690	40.16	38.90	3.25%	1.93	2.06	-6.09%													
SAR A	7/24/2024	Head	2300	2300	39.10	39.47	-0.94%	1.58	1.66	-5.33%	7/24/2024	D2300V2 SN: 1058	10/13/2024	20.0	5.020	50.200	48.500	3.51%	2.490	24.900	23.600	5.51%	4
				2350	39.02	39.38	-0.93%	1.61	1.71	-5.72%													
				2400	38.95	39.30	-0.88%	1.64	1.75	-6.20%													

Liquid Check										System Check													
SAR Lab	Date	Tissue Type	Band (MHz)	Freq. (MHz)	Relative Permittivity (εr)			Conductivity (σ)			Date	Dipole Type & Serial Number	Dipole Cal. Due Date	Input Power (dBm)	Measured results for 1-g SAR				Measured results for 10-g SAR				Plot No.
					Measured	Target	Delta	Measured	Target	Delta					Meas. Zoom Scan	Normalize to 1 W	Target (Ref. Value)	Delta ±10%	Meas. Zoom Scan	Normalize to 1 W	Target (Ref. Value)	Delta ±10%	
SAR B	6/26/2024	Head	2300	2300	41.92	39.47	6.20%	1.70	1.66	2.24%	6/26/2024	D2300V2 SN: 1058	10/13/2024	20.0	4.840	48.400	48.500	-0.21%	2.310	23.100	23.600	-2.12%	
				2350	41.86	39.38	6.29%	1.74	1.71	1.95%													
				2400	41.77	39.30	6.29%	1.78	1.75	1.45%													
SAR B	6/26/2024	Head	2600	2600	41.45	39.01	6.25%	1.94	1.96	-0.98%	6/26/2024	D2600V2 SN: 1006	10/13/2024	20.0	5.120	51.200	56.100	-8.73%	2.300	23.000	25.400	-9.45%	
				2495	41.65	39.14	6.40%	1.85	1.85	0.24%													
				2690	41.32	38.90	6.23%	2.01	2.06	-2.21%													
SAR B	6/30/2024	Head	2300	2300	40.62	39.47	2.91%	1.66	1.66	-0.53%	6/30/2024	D2300V2 SN: 1058	10/13/2024	20.0	4.800	48.000	48.500	-1.03%	2.290	22.900	23.600	-2.97%	5
				2350	40.55	39.38	2.96%	1.69	1.71	-0.80%													
				2400	40.47	39.30	2.99%	1.73	1.75	-1.18%													
SAR B	7/1/2024	Head	2600	2600	40.52	39.01	3.87%	1.94	1.96	-1.08%	7/1/2024	D2600V2 SN: 1036	4/11/2025	15.0	1.830	57.870	55.400	4.46%	0.823	26.026	24.900	4.52%	6
				2495	40.67	39.14	3.90%	1.85	1.85	0.13%													
				2690	40.40	38.90	3.86%	2.02	2.06	-2.06%													
SAR B	7/4/2024	Head	2300	2300	39.45	39.47	-0.06%	1.65	1.66	-0.63%	7/4/2024	D2300V2 SN: 1058	10/13/2024	20.0	4.860	48.600	48.500	0.21%	2.330	23.300	23.600	-1.27%	
				2350	39.36	39.38	-0.06%	1.69	1.71	-1.09%													
				2400	39.28	39.30	-0.04%	1.73	1.75	-1.52%													
SAR B	7/4/2024	Head	2600	2600	38.96	39.01	-0.13%	1.89	1.96	-3.88%	7/4/2024	D2600V2 SN: 1006	10/13/2024	20.0	5.100	51.000	56.100	-9.09%	2.290	22.900	25.400	-9.84%	7
				2495	39.13	39.14	-0.03%	1.80	1.85	-2.74%													
				2690	38.81	38.90	-0.22%	1.96	2.06	-4.98%													

Liquid Check										System Check													
SAR Lab	Date	Tissue Type	Band (MHz)	Freq. (MHz)	Relative Permittivity (εr)			Conductivity (σ)			Date	Dipole Type & Serial Number	Dipole Cal. Due Date	Input Power (dBm)	Measured results for 1-g SAR				Measured results for 10-g SAR				Plot No.
					Measured	Target	Delta	Measured	Target	Delta					Meas. Zoom Scan	Normalize to 1 W	Target (Ref. Value)	Delta ±10%	Meas. Zoom Scan	Normalize to 1 W	Target (Ref. Value)	Delta ±10%	
SARE	6/26/2024	Head	3500	3500	37.36	37.93	-1.50%	2.96	2.91	1.80%	6/26/2024	D3500V2 SN: 1060	2/7/2025	14.5	1.840	65.286	65.700	-0.63%	0.686	24.340	24.900	-2.25%	
				3400	37.49	38.04	-1.46%	2.81	2.81	0.03%													
				3700	37.08	37.70	-1.65%	3.11	3.12	-0.14%													
SARE	6/26/2024	Head	3900	3900	36.85	37.47	-1.66%	3.27	3.32	-1.62%	6/26/2024	D3900V2 SN: 1102	10/24/2024	14.4	1.760	63.902	69.300	-7.79%	0.612	22.220	24.100	-7.80%	
				3800	36.97	37.59	-1.64%	3.19	3.22	-0.98%													
				4000	36.74	37.36	-1.66%	3.27	3.42	-4.56%													
SARE	6/29/2024	Head	3500	3500	35.73	37.93	-5.80%	3.00	2.91	3.04%	6/29/2024	D3500V2 SN: 1060	2/7/2025	20.0	6.370	63.700	65.700	-3.04%	2.380	23.800	24.900	-4.42%	
				3400	35.88	38.04	-5.69%	2.93	2.81	4.30%													
				3700	35.45	37.70	-5.97%	3.14	3.12	0.76%													
SARE	6/29/2024	Head	3900	3900	35.18	37.47	-6.12%	3.29	3.32	-0.93%	6/29/2024	D3900V2 SN: 1102	10/24/2024	20.0	6.260	62.600	69.300	-9.67%	2.170	21.700	24.100	-9.96%	8
				3800	35.30	37.59	-6.09%	3.21	3.22	-0.27%													
				4000	35.07	37.36	-6.13%	3.37	3.42	-1.55%													
SARE	7/3/2024	Head	3500	3500	36.23	37.93	-4.48%	3.00	2.91	2.97%	7/3/2024	D3500V2 SN: 1060	2/7/2025	15.0	2.110	66.724	65.700	1.56%	0.786	24.856	24.900	-0.18%	
				3400	36.38	38.04	-4.37%	2.92	2.81	4.05%													
				3700	35.96	37.70	-4.62%	3.16	3.12	1.37%													
SARE	7/3/2024	Head	3900	3900	35.69	37.47	-4.76%	3.33	3.32	0.12%	7/3/2024	D3900V2 SN: 1102	10/24/2024	15.0	2.130	67.357	69.300	-2.80%	0.742	23.464	24.100	-2.64%	
				3800	35.83	37.59	-4.68%	3.24	3.22	0.67%													
				4000	35.56	37.36	-4.82%	3.41	3.42	-0.36%													
SARE	7/8/2024	Head	3500	3500	35.89	37.93	-5.38%	2.97	2.91	1.83%	7/8/2024	D3500V2 SN: 1060	2/7/2025	20.0	6.120	61.200	65.700	-6.85%	2.310	23.100	24.900	-7.23%	
				3400	36.02	38.04	-5.32%	2.90	2.81	3.05%													
				3700	35.62	37.70	-5.52%	3.12	3.12	0.09%													
SARE	7/8/2024	Head	3900	3900	35.38	37.47	-5.59%	3.29	3.32	-1.05%	7/8/2024	D3900V2 SN: 1102	10/24/2024	20.0	6.280	62.800	69.300	-9.38%	2.200	22.000	24.100	-8.71%	
				3800	35.50	37.59	-5.55%	3.20	3.22	-0.73%													
				4000	35.25	37.36	-5.65%	3.38	3.42	-1.38%													
SARE	7/12/2024	Head	3500	3500	35.88	37.93	-5.40%	3.03	2.91	4.17%	7/12/2024	D3500V2 SN: 1060	2/7/2025	20.0	6.870	68.700	65.700	4.57%	2.570	25.700	24.900	3.21%	
				3400	36.03	38.04	-5.29%	2.96	2.81	5.29%													
				3700	35.59	37.70	-5.59%	3.19	3.12	2.37%													
SARE	7/12/2024	Head	3900	3900	35.30	37.47	-5.80%	3.36	3.32	1.15%	7/12/2024	D3900V2 SN: 1102	10/24/2024	20.0	6.920	69.200	69.300	-0.14%	2.410	24.100	24.100	0.00%	
				3800	35.44	37.59	-5.71%	3.27	3.22	1.63%													
				4000	35.16	37.36	-5.89%	3.45	3.42	0.70%													
SARE	7/16/2024	Head	3500	3500	35.92	37.93	-5.30%	2.94	2.91	0.94%	7/16/2024	D3500V2 SN: 1060	2/7/2025	20.0	6.690	66.900	65.700	1.83%	2.500	25.000	24.900	0.40%	
				3400	36.05	38.04	-5.24%	2.86	2.81	1.95%													
				3700	35.67	37.70	-5.39%	3.09	3.12	-0.78%													
SARE	7/16/2024	Head	3900	3900	35.41	37.47	-5.51%	3.26	3.32	-1.71%	7/16/2024	D3900V2 SN: 1102	10/24/2024	20.0	6.840	68.400	69.300	-1.30%	2.390	23.900	24.100	-0.83%	
				3800	35.54	37.59	-5.45%	3.18	3.22	-1.35%													
				4000	35.30	37.36	-5.51%	3.35	3.42	-2.05%													
SARE	7/20/2024	Head	3500	3500	38.40	37.93	1.24%	3.01	2.91	3.48%	7/20/2024	D3500V2 SN: 1060	2/7/2025	20.0	7.190	71.900	65.700	9.44%	2.690	26.900	24.900	8.03%	9
				3400	38.54	38.04	1.30%	2.93	2.81	4.37%													
				3700	38.13	37.70	1.14%	3.18	3.12	2.05%													
SARE	7/20/2024	Head	3900	3900	37.86	37.47	1.03%	3.37	3.32	1.36%	7/20/2024	D3900V2 SN: 1102	10/24/2024	20.0	7.550	75.500	69.300	8.95%	2.640	26.400	24.100	9.54%	
				3800	37.99	37.59	1.07%	3.27	3.22	1.60%													
				4000	37.74	37.36	1.02%	3.46	3.42	1.08%													
SARE	7/24/2024	Head	3500	3500	35.79	37.93	-5.64%	3.06	2.91	5.13%	7/24/2024	D3500V2 SN: 1060	2/7/2025	20.0	6.930	69.300	65.700	5.48%	2.580	25.800	24.900	3.61%	
				3400	35.94	38.04	-5.53%	2.98	2.81	6.18%													
				3700	35.49	37.70	-5.87%	3.22	3.12	3.17%													
SARE	7/24/2024	Head	3900	3900	35.20	37.47	-6.07%	3.39	3.32	1.96%	7/24/2024	D3900V2 SN: 1102	10/24/2024	20.0	7.090	70.900	69.300	2.31%	2.470	24.700	24.100	2.49%	
				3800	35.34	37.59	-5.98%	3.30	3.22	2.47%													
				4000	35.06	37.36	-6.15%	3.48	3.42	1.51%													

Liquid Check										System Check													
SAR Lab	Date	Tissue Type	Band (MHz)	Freq. (MHz)	Relative Permittivity (εr)			Conductivity (σ)			Date	Dipole Type & Serial Number	Dipole Cal. Due Date	Input Power (dBm)	Measured results for 1-g SAR				Measured results for 10-g SAR				Plot No.
					Measured	Target	Delta	Measured	Target	Delta					Meas. Zoom Scan	Normalize to 1 W	Target (Ref. Value)	Delta ±10%	Meas. Zoom Scan	Normalize to 1 W	Target (Ref. Value)	Delta ±10%	
SAR F	6/26/2024	Head	3500	3500	39.90	37.93	5.19%	2.77	2.91	-4.86%	6/25/2024	D3500V2 SN: 1060	2/7/2025	20.0	6.700	67.000	65.700	1.98%	2.600	26.000	24.900	4.42%	
				3400	40.06	38.04	5.30%	2.68	2.81	-4.60%													
				3700	39.56	37.70	4.93%	2.96	3.12	-5.01%													
SAR F	6/26/2024	Head	3900	3900	39.25	37.47	4.74%	2.16	3.32	-34.96%	6/25/2024	D3900V2 SN: 1102	10/24/2024	20.0	7.060	70.600	69.300	1.88%	2.470	24.700	24.100	2.49%	
				3800	39.40	37.59	4.82%	3.06	3.22	-4.93%													
				4000	39.09	37.36	4.63%	3.26	3.42	-4.77%													
SAR F	6/29/2024	Head	3500	3500	40.35	37.93	6.38%	2.75	2.91	-5.48%	6/30/2024	D3500V2 SN: 1060	2/7/2025	14.0	1.680	66.882	65.700	1.80%	0.656	26.116	24.900	4.88%	
				3400	40.52	38.04	6.51%	2.67	2.81	-4.96%													
				3700	40.01	37.70	6.12%	2.93	3.12	-6.14%													
SAR F	6/29/2024	Head	3900	3900	39.69	37.47	5.92%	3.11	3.32	-6.35%	6/30/2024	D3900V2 SN: 1102	10/24/2024	20.0	6.810	68.100	69.300	-1.73%	2.530	25.300	24.100	4.98%	
				3800	39.84	37.59	5.99%	3.01	3.22	-6.48%													
				4000	39.57	37.36	5.92%	3.20	3.42	-6.52%													
SAR F	7/4/2024	Head	3500	3500	40.46	37.93	6.67%	2.77	2.91	-5.00%	7/4/2024	D3500V2 SN: 1060	2/7/2025	20.0	6.120	61.200	65.700	-6.85%	2.350	23.500	24.900	-5.62%	
				3400	40.64	38.04	6.82%	2.68	2.81	-4.74%													
				3700	40.14	37.70	6.47%	2.96	3.12	-4.98%													
SAR F	7/4/2024	Head	3900	3900	39.82	37.47	6.26%	3.16	3.32	-4.78%	7/4/2024	D3900V2 SN: 1102	10/24/2024	20.0	6.500	65.000	69.300	-6.20%	2.290	22.900	24.100	-4.98%	
				3800	39.98	37.59	6.37%	3.06	3.22	-4.96%													
				4000	39.67	37.36	6.19%	3.27	3.42	-4.50%													
SAR F	7/8/2024	Head	3500	3500	40.41	37.93	6.54%	2.71	2.91	-6.89%	7/8/2024	D3500V2 SN: 1060	2/7/2025	20.0	6.090	60.900	65.700	-7.31%	2.360	23.600	24.900	-5.22%	10
				3400	40.58	38.04	6.67%	2.63	2.81	-6.49%													
				3700	40.09	37.70	6.34%	2.90	3.12	-6.87%													
SAR F	7/8/2024	Head	3900	3900	39.84	37.47	6.32%	3.10	3.32	-6.65%	7/8/2024	D3900V2 SN: 1102	10/24/2024	20.0	6.440	64.400	69.300	-7.07%	2.280	22.800	24.100	-5.39%	11
				3800	39.96	37.59	6.31%	2.99	3.22	-6.98%													
				4000	39.70	37.36	6.27%	3.21	3.42	-6.20%													
SAR F	7/12/2024	Head	3500	3500	39.12	37.93	3.14%	2.72	2.91	-6.44%	7/12/2024	D3500V2 SN: 1060	2/7/2025	20.0	6.480	64.800	65.700	-1.37%	2.530	25.300	24.900	1.61%	
				3400	39.29	38.04	3.28%	2.63	2.81	-6.24%													
				3700	38.80	37.70	2.91%	2.91	3.12	-6.71%													
SAR F	7/12/2024	Head	3900	3900	38.47	37.47	2.66%	3.11	3.32	-6.41%	7/12/2024	D3900V2 SN: 1102	10/24/2024	20.0	7.240	72.400	69.300	4.47%	2.640	26.400	24.100	9.54%	
				3800	38.63	37.59	2.77%	3.01	3.22	-6.63%													
				4000	38.31	37.36	2.55%	3.21	3.42	-6.20%													
SAR F	7/16/2024	Head	3500	3500	39.80	37.93	4.93%	2.72	2.91	-6.61%	7/16/2024	D3500V2 SN: 1060	2/7/2025	20.0	6.150	61.500	65.700	-6.39%	2.400	24.000	24.900	-3.61%	
				3400	39.93	38.04	4.96%	2.61	2.81	-6.95%													
				3700	39.34	37.70	4.35%	2.91	3.12	-6.68%													
SAR F	7/16/2024	Head	3900	3900	38.89	37.47	3.78%	3.10	3.32	-6.56%	7/16/2024	D3900V2 SN: 1102	10/24/2024	20.0	6.700	67.000	69.300	-3.32%	2.390	23.900	24.100	-0.83%	
				3800	39.13	37.59	4.10%	3.02	3.22	-6.29%													
				4000	38.70	37.36	3.59%	3.19	3.42	-6.87%													
SAR F	7/20/2024	Head	3500	3500	40.37	37.93	6.43%	2.74	2.91	-6.00%	7/20/2024	D3500V2 SN: 1060	2/7/2025	20.0	6.660	66.600	65.700	1.37%	2.600	26.000	24.900	4.42%	
				3400	40.48	38.04	6.40%	2.63	2.81	-6.27%													
				3700	40.04	37.70	6.20%	2.94	3.12	-5.72%													
SAR F	7/20/2024	Head	3900	3900	38.66	37.47	3.17%	3.11	3.32	-6.32%	7/20/2024	D3900V2 SN: 1102	10/24/2024	20.0	6.990	69.900	69.300	0.87%	2.490	24.900	24.100	3.32%	
				3800	38.89	37.59	3.47%	3.01	3.22	-6.48%													
				4000	38.44	37.36	2.89%	3.20	3.42	-6.43%													
SAR F	7/24/2024	Head	3500	3500	38.56	37.93	1.66%	2.73	2.91	-6.41%	7/24/2024	D3500V2 SN: 1060	2/7/2025	20.0	6.650	66.500	65.700	1.22%	2.610	26.100	24.900	4.82%	
				3400	38.74	38.04	1.83%	2.63	2.81	-6.27%													
				3700	38.21	37.70	1.35%	2.91	3.12	-6.71%													
SAR F	7/24/2024	Head	3900	3900	37.88	37.47	1.09%	3.11	3.32	-6.47%	7/24/2024	D3900V2 SN: 1102	10/24/2024	20.0	7.110	71.100	69.300	2.60%	2.550	25.500	24.100	5.81%	
				3800	38.04	37.59	1.20%	3.00	3.22	-6.67%													
				4000	37.72	37.36	0.97%	3.21	3.42	-6.20%													

Liquid Check											System Check												
SAR Lab	Date	Tissue Type	Band (MHz)	Freq. (MHz)	Relative Permittivity (εr)			Conductivity (σ)			Date	Dipole Type & Serial Number	Dipole Cal. Due Date	Input Power (dBm)	Measured results for 1-g SAR				Measured results for 10-g SAR				Plot No.
					Measured	Target	Delta	Measured	Target	Delta					Meas. Zoom Scan	Normalize to 1 W	Target (Ref. Value)	Delta ±10%	Meas. Zoom Scan	Normalize to 1 W	Target (Ref. Value)	Delta ±10%	
SAR G	6/28/2024	Head	13	13	54.47	55.00	-0.96%	0.69	0.75	-8.32%	6/28/2024	CLA13 SN: 1008	1/12/2025	30.0	0.505	0.505	0.544	-7.17%	0.311	0.311	0.338	-7.99%	
				12	54.54	55.00	-0.84%	0.69	0.75	-8.32%													
				14	54.35	55.00	-1.18%	0.69	0.75	-8.31%													
SAR G	6/29/2024	Head	3500	3500	39.54	37.93	4.25%	2.73	2.91	-6.34%	6/29/2024	D3500V2 SN: 1060	2/7/2025	20.0	6.270	62.700	65.700	-4.57%	2.420	24.200	24.900	-2.81%	
				3400	39.70	38.04	4.35%	2.64	2.81	-6.10%													
				3700	39.24	37.70	4.08%	2.91	3.12	-6.55%													
SAR G	6/29/2024	Head	3900	3900	38.91	37.47	3.83%	3.11	3.32	-6.23%	6/29/2024	D3900V2 SN: 1102	10/24/2024	20.0	6.320	63.200	69.300	-8.80%	2.260	22.600	24.100	-6.22%	
				3800	39.07	37.59	3.94%	3.01	3.22	-6.45%													
				4000	38.76	37.36	3.75%	3.22	3.42	-6.05%													
SAR G	7/3/2024	Head	3900	3900	37.70	37.47	0.61%	3.11	3.32	-6.44%	7/3/2024	D3900V2 SN: 1102	10/24/2024	20.0	6.470	64.700	69.300	-6.64%	2.320	23.200	24.100	-3.73%	
				3800	37.86	37.59	0.73%	3.01	3.22	-6.57%													
				4000	37.54	37.36	0.48%	3.21	3.42	-6.29%													
SAR G	7/3/2024	Head	13	13	53.53	55.00	-2.67%	0.68	0.75	-9.03%	7/3/2024	CLA13 SN: 1008	1/12/2025	30.0	0.544	0.544	0.544	0.00%	0.335	0.335	0.338	-0.89%	
				12	53.64	55.00	-2.47%	0.68	0.75	-9.03%													
				14	53.34	55.00	-3.02%	0.68	0.75	-9.03%													
SAR G	7/4/2024	Head	3500	3500	38.32	37.93	1.03%	2.73	2.91	-6.27%	7/3/2024	D3500V2 SN: 1060	2/7/2025	20.0	6.210	62.100	65.700	-5.48%	2.410	24.100	24.900	-3.21%	
				3400	38.47	38.04	1.12%	2.64	2.81	-5.99%													
				3700	38.02	37.70	0.84%	2.91	3.12	-6.59%													
SAR G	7/5/2024	Head	13	13	52.02	55.00	-5.42%	0.71	0.75	-5.33%	7/5/2024	CLA13 SN: 1008	1/12/2025	30.0	0.506	0.506	0.544	-6.99%	0.312	0.312	0.338	-7.69%	
				12	51.64	55.00	-6.11%	0.71	0.75	-5.33%													
				14	52.71	55.00	-4.16%	0.71	0.75	-5.33%													
SAR G	7/8/2024	Head	3500	3500	38.90	37.93	2.56%	2.75	2.91	-5.69%	7/8/2024	D3500V2 SN: 1060	2/7/2025	20.0	6.230	62.300	65.700	-5.18%	2.420	24.200	24.900	-2.81%	
				3400	39.06	38.04	2.67%	2.66	2.81	-5.35%													
				3700	38.59	37.70	2.36%	2.94	3.12	-5.82%													
SAR G	7/8/2024	Head	3900	3900	38.30	37.47	2.21%	3.13	3.32	-5.69%	7/8/2024	D3900V2 SN: 1102	10/24/2024	20.0	6.430	64.300	69.300	-7.22%	2.300	23.000	24.100	-4.56%	
				3800	38.45	37.59	2.30%	3.03	3.22	-6.01%													
				4000	38.15	37.36	2.12%	3.24	3.42	-5.26%													
SAR G	7/11/2024	Head	13	13	54.28	55.00	-1.31%	0.70	0.75	-6.05%	7/11/2024	CLA13 SN: 1008	1/12/2025	30.0	0.493	0.493	0.544	-9.38%	0.305	0.305	0.338	-9.76%	12
				12	54.37	55.00	-1.15%	0.70	0.75	-6.05%													
				14	54.04	55.00	-1.75%	0.70	0.75	-6.04%													
SAR G	7/12/2024	Head	3500	3500	37.58	37.93	-0.92%	2.81	2.91	-3.52%	7/12/2024	D3500V2 SN: 1060	2/7/2025	20.0	6.560	65.600	65.700	-0.15%	2.560	25.600	24.900	2.81%	
				3400	37.76	38.04	-0.75%	2.72	2.81	-3.21%													
				3700	37.20	37.70	-1.33%	2.99	3.12	-4.05%													
SAR G	7/12/2024	Head	3900	3900	36.87	37.47	-1.61%	3.20	3.32	-3.79%	7/12/2024	D3900V2 SN: 1102	10/24/2024	20.0	6.810	68.100	69.300	-1.73%	2.460	24.600	24.100	2.07%	
				3800	37.04	37.59	-1.46%	3.09	3.22	-3.93%													
				4000	36.69	37.36	-1.79%	3.30	3.42	-3.66%													
SAR G	7/16/2024	Head	3500	3500	37.12	37.93	-2.13%	2.72	2.91	-6.44%	7/16/2024	D3500V2 SN: 1060	2/7/2025	20.0	6.100	61.000	65.700	-7.15%	2.370	23.700	24.900	-4.82%	13
				3400	37.29	38.04	-1.98%	2.64	2.81	-6.20%													
				3700	36.81	37.70	-2.36%	2.90	3.12	-6.84%													
SAR G	7/16/2024	Head	3900	3900	36.49	37.47	-2.62%	3.10	3.32	-6.71%	7/16/2024	D3900V2 SN: 1102	10/24/2024	20.0	6.310	63.100	69.300	-8.95%	2.290	22.900	24.100	-4.98%	14
				3800	36.65	37.59	-2.49%	3.00	3.22	-6.85%													
				4000	36.34	37.36	-2.73%	3.20	3.42	-6.52%													
SAR G	7/16/2024	Head	2300	2300	37.13	39.47	-5.93%	1.74	1.66	4.40%	7/16/2024	D2300V2 SN: 1002	4/11/2025	20.0	5.300	53.000	48.700	8.83%	2.550	25.500	23.800	7.14%	15
				2400	36.88	39.30	-6.15%	1.81	1.75	3.16%													
				2600	36.37	39.01	-6.77%	1.96	1.96	-0.01%													
SAR G	7/16/2024	Head	2600	2495	36.60	39.14	-6.50%	1.87	1.85	1.32%	7/16/2024	D2600V2 SN: 1036	4/11/2025	20.0	5.600	56.000	55.400	1.08%	2.540	25.400	24.900	2.01%	
				2690	36.18	38.90	-6.99%	2.02	2.06	-1.96%													
				2300	38.17	39.47	-3.30%	1.70	1.66	1.88%													
SAR G	7/20/2024	Head	2300	2350	38.11	39.38	-3.24%	1.73	1.71	1.54%	7/20/2024	D2300V2 SN: 1002	4/11/2025	20.0	5.180	51.800	48.700	6.37%	2.500	25.000	23.800	5.04%	
				2400	38.01	39.30	-3.27%	1.77	1.75	1.16%													
				3500	38.73	37.93	2.11%	2.77	2.91	-4.86%													
SAR G	7/20/2024	Head	3500	3400	38.90	38.04	2.25%	2.68	2.81	-4.60%	7/20/2024	D3500V2 SN: 1060	2/7/2025	20.0	6.500	65.000	65.700	-1.07%	2.540	25.400	24.900	2.01%	
				3700	38.41	37.70	1.88%	2.96	3.12	-5.11%													
				2600	36.98	39.01	-5.21%	2.02	1.96	3.10%													
SAR G	7/21/2024	Head	2600	2495	37.17	39.14	-5.04%	1.93	1.85	4.40%	7/21/2024	D2600V2 SN: 1036	4/11/2025	20.0	5.830	58.300	55.400	5.23%	2.650	26.500	24.900	6.43%	16
				2690	36.79	38.90	-5.42%	2.10	2.06	2.02%													
				13	54.77	55.00	-0.42%	0.70	0.75	-6.15%													
SAR G	7/22/2024	Head	13	12	54.73	55.00	-0.49%	0.70	0.75	-6.15%	7/22/2024	CLA13 SN: 1008	1/12/2025	30.0	0.503	0.503	0.544	-7.54%	0.312	0.312	0.338	-7.69%	
				14	54.76	55.00	-0.44%	0.70	0.75	-6.15%													
				3500	35.27	37.93	-7.01%	2.77	2.91	-4.86%													
SAR G	7/24/2024	Head	3500	3400	35.91	38.04	-5.61%	2.68	2.81	-4.60%	7/24/2024	D3500V2 SN: 1060	2/7/2025	20.0	6.480	64.800	65.700	-1.37%	2.530	25.300	24.900	1.61%	
				3700	35.36	37.70	-6.21%	2.95	3.12	-5.33%													
				2300	37.95	39.47	-3.86%	1.75	1.66	5.43%													
SAR G	7/24/2024	Head	2300	2350	37.86	39.38	-3.87%	1.79	1.71	5.00%	7/24/2024	D2300V2 SN: 1002	4/11/2025	20.0	4.930	49.300	48.700	1.23%	2.390	23.900	23.800	0.42%	
				2400	37.78	39.30	-3.86%	1.83	1.75	4.30%													
				2600	37.45	39.01	-3.99%	1.99	1.96	1.42%													
SAR G	7/24/2024	Head	2600	2495	37.63	39.14	-3.86%	1.90	1.85	2.78%	7/24/2024	D2600V2 SN: 1036	4/11/2025	20.0	5.740	57.400	55.400	3.61%	2.600	26.000	24.900	4.42%	
				2690	37.29	38.90	-4.13%	2.07	2.06	0.51%													

Liquid Check										System Check													
SAR Lab	Date	Tissue Type	Band (MHz)	Freq. (MHz)	Relative Permittivity (εr)			Conductivity (σ)			Date	Dipole Type & Serial Number	Dipole Cal. Due Date	Input Power (dBm)	Measured results for 1-g SAR				Measured results for 10-g SAR				Plot No.
					Measured	Target	Delta	Measured	Target	Delta					Meas. Zoom Scan	Normalize to 1 W	Target (Ref. Value)	Delta ±10%	Meas. Zoom Scan	Normalize to 1 W	Target (Ref. Value)	Delta ±10%	
SAR H	7/11/2024	Head	2300	2300	39.61	39.47	0.35%	1.69	1.66	1.52%	7/11/2024	D2300V2 SN: 1058	10/13/2024	20.0	4.950	49.500	48.500	2.06%	2.400	24.000	23.600	1.69%	17
				2350	39.54	39.38	0.39%	1.73	1.71	1.31%													
				2400	39.45	39.30	0.39%	1.77	1.75	0.93%													
SAR H	7/11/2024	Head	2600	2600	39.10	39.01	0.23%	1.94	1.96	-1.33%	7/11/2024	D2600V2 SN: 1006	10/13/2024	20.0	5.480	54.800	56.100	-2.32%	2.500	25.000	25.400	-1.57%	18
				2495	39.29	39.14	0.37%	1.84	1.85	-0.31%													
				2690	38.92	38.90	0.06%	2.01	2.06	-2.50%													
SAR H	7/15/2024	Head	2300	2300	39.12	39.47	-0.89%	1.61	1.66	-3.29%	7/15/2024	D2300V2 SN: 1058	10/13/2024	15.0	1.550	49.015	48.500	1.06%	0.751	23.749	23.600	0.63%	
				2350	39.07	39.38	-0.81%	1.65	1.71	-3.50%													
				2400	40.00	39.30	1.78%	1.68	1.75	-4.03%													
Liquid Check										System Check													
SAR Lab	Date	Tissue Type	Band (MHz)	Freq. (MHz)	Relative Permittivity (εr)			Conductivity (σ)			Date	Dipole Type & Serial Number	Dipole Cal. Due Date	Input Power (dBm)	Measured results for 1-g SAR				Measured results for 10-g SAR				Plot No.
					Measured	Target	Delta	Measured	Target	Delta					Meas. Zoom Scan	Normalize to 1 W	Target (Ref. Value)	Delta ±10%	Meas. Zoom Scan	Normalize to 1 W	Target (Ref. Value)	Delta ±10%	
SAR I	6/26/2024	Head	2600	2600	39.14	39.01	0.33%	1.93	1.96	-1.69%	6/26/2024	D2600V2 SN: 1006	10/13/2024	20.0	5.460	54.600	56.100	-2.67%	2.470	24.700	25.400	-2.76%	
				2495	39.34	39.14	0.50%	1.84	1.85	-0.36%													
				2690	39.02	38.90	0.32%	2.00	2.06	-2.94%													
SAR I	6/26/2024	Head	3500	3500	39.69	37.93	4.64%	2.73	2.91	-6.31%	6/26/2024	D3500V2 SN: 1060	2/7/2025	20.0	6.170	61.700	65.700	-6.09%	2.390	23.900	24.900	-4.02%	
				3400	39.84	38.04	4.72%	2.64	2.81	-5.99%													
				3700	39.41	37.70	4.53%	2.91	3.12	-6.65%													
SAR I	6/30/2024	Head	2600	2600	41.22	39.01	5.66%	1.94	1.96	-1.13%	6/29/2024	D2600V2 SN: 1006	10/13/2024	20.0	5.390	53.900	56.100	-3.92%	2.430	24.300	25.400	-4.33%	19
				2495	41.39	39.14	5.74%	1.85	1.85	0.13%													
				2690	41.06	38.90	5.56%	2.01	2.06	-2.26%													
SAR I	6/30/2024	Head	3500	3500	39.72	37.93	4.72%	2.73	2.91	-6.34%	6/29/2024	D3500V2 SN: 1060	2/7/2025	20.0	6.050	60.500	65.700	-7.91%	2.340	23.400	24.900	-6.02%	
				3400	39.87	38.04	4.80%	2.64	2.81	-6.13%													
				3700	39.42	37.70	4.56%	2.91	3.12	-6.52%													
SAR I	7/3/2024	Head	2600	2600	40.47	39.01	3.74%	1.97	1.96	0.50%	7/3/2024	D2600V2 SN: 1006	10/13/2024	20.0	5.530	55.300	56.100	-1.43%	2.500	25.000	25.400	-1.57%	
				2495	40.65	39.14	3.85%	1.88	1.85	1.75%													
				2690	40.32	38.90	3.66%	2.05	2.06	-0.65%													
SAR I	7/3/2024	Head	3500	3500	38.91	37.93	2.58%	2.76	2.91	-5.21%	7/3/2024	D3500V2 SN: 1060	2/7/2025	20.0	6.020	60.200	65.700	-8.37%	2.340	23.400	24.900	-6.02%	
				3400	39.07	38.04	2.70%	2.67	2.81	-4.96%													
				3700	38.59	37.70	2.36%	2.95	3.12	-5.43%													
SAR I	7/8/2024	Head	2600	2600	40.02	39.01	2.59%	1.97	1.96	0.20%	7/8/2024	D2600V2 SN: 1036	4/11/2025	20.0	5.690	56.900	55.400	2.71%	2.570	25.700	24.900	3.21%	
				2495	40.19	39.14	2.67%	1.87	1.85	1.10%													
				2690	39.85	38.90	2.45%	2.04	2.06	-0.80%													
SAR I	7/8/2024	Head	3500	3500	38.42	37.93	1.29%	2.76	2.91	-5.34%	7/8/2024	D3500V2 SN: 1060	2/7/2025	20.0	5.980	59.800	65.700	-8.98%	2.320	23.200	24.900	-6.83%	20
				3400	38.59	38.04	1.44%	2.67	2.81	-4.96%													
				3700	38.07	37.70	0.98%	2.94	3.12	-5.65%													
SAR I	7/12/2024	Head	2600	2600	37.86	39.01	-2.95%	1.98	1.96	1.01%	7/12/2024	D2600V2 SN: 1036	4/11/2025	20.0	5.870	58.700	55.400	5.96%	2.660	26.600	24.900	6.83%	
				2495	38.05	39.14	-2.79%	1.89	1.85	2.18%													
				2690	37.68	38.90	-3.13%	2.06	2.06	-0.07%													
SAR I	7/16/2024	Head	2600	2600	36.75	39.01	-5.80%	1.93	1.96	-1.84%	7/16/2024	D2600V2 SN: 1036	4/11/2025	20.0	5.290	52.900	55.400	-4.51%	2.400	24.000	24.900	-3.61%	
				2495	36.93	39.14	-5.65%	1.84	1.85	-0.36%													
				2690	36.57	38.90	-5.98%	1.98	2.06	-3.76%													
SAR I	7/19/2024	Head	3500	3500	38.41	37.93	1.27%	2.73	2.91	-6.13%	7/19/2024	D3500V2 SN: 1060	2/7/2025	20.0	6.430	64.300	65.700	-2.13%	2.500	25.000	24.900	0.40%	
				3400	38.57	38.04	1.38%	2.64	2.81	-5.88%													
				3700	38.11	37.70	1.08%	2.92	3.12	-6.30%													
SAR I	7/20/2024	Head	2600	2600	36.40	39.01	-6.69%	1.89	1.96	-3.73%	7/20/2024	D2600V2 SN: 1036	4/11/2025	20.0	5.660	56.600	55.400	2.17%	2.570	25.700	24.900	3.21%	
				2495	36.59	39.14	-6.52%	1.80	1.85	-2.42%													
				2690	36.26	38.90	-6.78%	1.96	2.06	-4.88%													
SAR I	7/23/2024	Head	3500	3500	35.46	37.93	-6.51%	2.75	2.91	-5.62%	7/23/2024	D3500V2 SN: 1060	2/7/2025	20.0	6.390	63.900	65.700	-2.74%	2.490	24.900	24.900	0.00%	
				3400	35.63	38.04	-6.34%	2.66	2.81	-5.38%													
				3700	35.12	37.70	-6.85%	2.92	3.12	-6.33%													
SAR I	7/24/2024	Head	2600	2600	36.54	39.01	-6.33%	1.95	1.96	-0.47%	7/24/2024	D2600V2 SN: 1036	4/11/2025	20.0	5.980	59.800	55.400	7.94%	2.720	27.200	24.900	9.24%	21
				2495	36.73	39.14	-6.17%	1.86	1.85	0.78%													
				2690	36.37	38.90	-6.50%	2.03	2.06	-1.53%													

Liquid Check											System Check												
SAR Lab	Date	Tissue Type	Band (MHz)	Freq. (MHz)	Relative Permittivity (εr)			Conductivity (σ)			Date	Dipole Type & Serial Number	Dipole Cal. Due Date	Input Power (dBm)	Measured results for 1-g SAR				Measured results for 10-g SAR				Plot No.
					Measured	Target	Delta	Measured	Target	Delta					Meas. Zoom Scan	Normalize to 1 W	Target (Ref. Value)	Delta ±10%	Meas. Zoom Scan	Normalize to 1 W	Target (Ref. Value)	Delta ±10%	
SAR 1	6/28/2024	Head	2450	2450	41.44	39.20	5.71%	1.74	1.80	-3.33%	6/28/2024	D2450V2 SN: 706	1/20/2025	20.0	5.150	51.500	52.300	-1.53%	2.450	24.500	24.500	0.00%	
				2400	41.49	39.30	5.58%	1.71	1.75	-2.38%													
				2500	41.37	39.14	5.71%	1.78	1.85	-3.99%													
SAR 1	6/28/2024	Head	5250	5250	37.06	35.93	3.14%	4.59	4.70	-2.38%	6/28/2024	D5GHzV2 SN: 1168 (5.25 GHz)	11/15/2024	20.0	7.040	70.400	77.000	-8.57%	2.030	20.300	22.300	-8.97%	22
				5150	37.09	36.05	2.89%	4.42	4.60	-3.91%													
				5350	36.74	35.82	2.57%	4.63	4.80	-3.63%													
SAR 1	6/28/2024	Head	5750	5750	36.11	35.36	2.11%	5.18	5.21	-0.65%	6/28/2024	D5GHzV2 SN: 1168 (5.75 GHz)	11/15/2024	20.0	7.230	72.300	78.200	-7.54%	2.070	20.700	22.400	-7.59%	23
				5700	36.14	35.42	2.03%	5.08	5.16	-1.60%													
				5850	35.92	35.30	1.76%	5.38	5.32	1.13%													
SAR 1	7/2/2024	Head	2450	2450	40.43	39.20	3.14%	1.72	1.80	-4.33%	7/2/2024	D2450V2 SN: 706	1/20/2025	20.0	4.860	48.600	52.300	-7.07%	2.300	23.000	24.500	-6.12%	24
				2400	40.47	39.30	2.99%	1.68	1.75	-3.86%													
				2500	40.43	39.14	3.30%	1.76	1.85	-5.07%													
SAR 1	7/2/2024	Head	5250	5250	35.98	35.93	0.13%	4.46	4.70	-5.06%	7/2/2024	D5GHzV2 SN: 1168 (5.25 GHz)	11/15/2024	20.0	7.300	73.000	77.000	-5.19%	2.100	21.000	22.300	-5.83%	
				5150	35.97	36.05	-0.21%	4.32	4.60	-6.08%													
				5350	35.54	35.82	-0.78%	4.49	4.80	-6.52%													
SAR 1	7/2/2024	Head	5750	5750	34.94	35.36	-1.20%	5.01	5.21	-3.87%	7/2/2024	D5GHzV2 SN: 1168 (5.75 GHz)	11/15/2024	20.0	7.590	75.900	78.200	-2.94%	2.170	21.700	22.400	-3.13%	
				5700	35.00	35.42	-1.19%	4.92	5.16	-4.80%													
				5850	34.75	35.30	-1.56%	5.20	5.32	-2.27%													
SAR 1	7/6/2024	Head	2450	2450	40.42	39.30	2.86%	1.73	1.75	-1.46%	7/6/2024	D2450V2 SN: 706	1/20/2025	20.0	5.070	50.700	52.300	-3.06%	2.400	24.000	24.500	-2.04%	
				2400	40.21	39.14	2.74%	1.80	1.85	-2.86%													
				2500	40.21	39.14	2.74%	1.80	1.85	-2.86%													
SAR 1	7/6/2024	Head	5250	5250	35.59	35.93	-0.95%	4.57	4.70	-2.77%	7/6/2024	D5GHzV2 SN: 1168 (5.25 GHz)	11/15/2024	19.8	6.750	70.681	77.000	-8.21%	1.930	20.210	22.300	-9.37%	
				5150	35.64	36.05	-1.13%	4.42	4.60	-3.93%													
				5350	35.09	35.82	-2.04%	4.58	4.80	-4.71%													
SAR 1	7/6/2024	Head	5750	5750	34.36	35.36	-2.84%	5.09	5.21	-2.39%	7/6/2024	D5GHzV2 SN: 1168 (5.75 GHz)	11/15/2024	20.0	7.440	74.400	78.200	-4.86%	2.110	21.100	22.400	-5.80%	
				5700	34.48	35.42	-2.65%	4.99	5.16	-3.38%													
				5850	34.16	35.30	-3.23%	5.28	5.32	-0.71%													
SAR 1	7/10/2024	Head	2450	2450	41.06	39.20	4.74%	1.79	1.80	-0.44%	7/10/2024	D2450V2 SN: 706	1/20/2025	20.0	4.960	49.600	52.300	-5.16%	2.350	23.500	24.500	-4.08%	
				2400	41.10	39.30	4.59%	1.75	1.75	0.08%													
				2500	40.96	39.14	4.66%	1.84	1.85	-1.03%													
SAR 1	7/10/2024	Head	5250	5250	36.01	35.93	0.21%	4.61	4.70	-2.04%	7/10/2024	D5GHzV2 SN: 1168 (5.25 GHz)	11/15/2024	19.0	5.910	74.402	77.000	-3.37%	1.700	21.402	22.300	-4.03%	
				5150	36.08	36.05	0.09%	4.45	4.60	-3.70%													
				5350	35.58	35.82	-0.67%	4.63	4.80	-3.69%													
SAR 1	7/10/2024	Head	5750	5750	34.84	35.36	-1.48%	5.13	5.21	-1.61%	7/10/2024	D5GHzV2 SN: 1168 (5.75 GHz)	11/15/2024	19.95	7.380	74.655	78.200	-4.53%	2.110	21.344	22.400	-4.71%	
				5700	35.02	35.42	-1.13%	5.04	5.16	-2.47%													
				5850	34.64	35.30	-1.87%	5.30	5.32	-0.32%													
SAR 1	7/15/2024	Head	2450	2450	39.33	39.20	0.33%	1.747	1.80	-2.94%	7/15/2024	D2450V2 SN: 706	1/20/2025	20.0	5.180	51.800	52.300	-0.96%	2.460	24.600	24.500	0.41%	
				2400	39.4	39.30	0.26%	1.711	1.75	-2.32%													
				2500	39.24	39.14	0.26%	1.788	1.85	-3.56%													
SAR 1	7/15/2024	Head	5250	5250	34.33	35.93	-4.46%	4.503	4.70	-4.24%	7/15/2024	D5GHzV2 SN: 1168 (5.25 GHz)	11/15/2024	19.70	7.360	78.864	77.000	2.42%	2.120	22.716	22.300	1.87%	
				5150	34.33	36.05	-4.76%	4.352	4.60	-5.39%													
				5350	33.87	35.82	-5.44%	4.528	4.80	-5.75%													
SAR 1	7/15/2024	Head	5750	5750	33.09	35.36	-6.43%	4.996	5.21	-4.18%	7/15/2024	D5GHzV2 SN: 1168 (5.75 GHz)	11/15/2024	19.90	8.060	82.477	78.200	5.47%	2.310	23.638	22.400	5.53%	
				5700	33.32	35.42	-5.93%	4.909	5.16	-4.91%													
				5850	32.94	35.30	-6.69%	5.181	5.32	-2.61%													
SAR 1	7/19/2024	Head	2450	2450	39.48	39.20	0.71%	1.758	1.80	-2.33%	7/19/2024	D2450V2 SN: 706	1/20/2025	20.0	5.330	53.300	52.300	1.91%	2.530	25.300	24.500	3.27%	
				2400	39.52	39.30	0.57%	1.719	1.75	-1.86%													
				2500	39.42	39.14	0.72%	1.803	1.85	-2.75%													
SAR 1	7/19/2024	Head	5250	5250	34.39	35.93	-4.29%	4.715	4.70	0.27%	7/19/2024	D5GHzV2 SN: 1168 (5.25 GHz)	11/15/2024	20.0	8.120	81.200	77.000	5.45%	2.350	23.500	22.300	5.38%	
				5150	34.44	36.05	-4.46%	4.547	4.60	-1.15%													
				5350	33.95	35.82	-5.22%	4.765	4.80	-0.82%													
SAR 1	7/19/2024	Head	5750	5750	33.09	35.36	-6.43%	5.254	5.21	0.77%	7/19/2024	D5GHzV2 SN: 1168 (5.75 GHz)	11/15/2024	20.0	8.100	81.000	78.200	3.58%	2.320	23.200	22.400	3.57%	
				5700	33.31	35.42	-5.96%	5.19	5.16	0.53%													
				5850	32.88	35.30	-6.86%	5.467	5.32	2.76%													
SAR 1	7/23/2024	Head	2450	2450	39.99	39.20	2.02%	1.713	1.80	-4.83%	7/23/2024	D2450V2 SN: 706	1/20/2025	20.0	5.040	50.400	52.300	-3.63%	2.400	24.000	24.500	-2.04%	
				2400	40.05	39.30	1.92%	1.675	1.75	-4.38%													
				2500	39.91	39.14	1.98%	1.753	1.85	-5.45%													
SAR 1	7/23/2024	Head	5250	5250	35.44	35.93	-1.37%	4.458	4.70	-5.19%	7/23/2024	D5GHzV2 SN: 1168 (5.25 GHz)	11/15/2024	20.0	7.740	77.400	77.000	0.52%	2.240	22.400	22.300	0.45%	
				5150	35.47	36.05	-1.80%	4.305	4.60	-6.41%													
				5350	35.05	35.82	-2.15%	4.485	4.80	-6.65%													
SAR 1	7/23/2024	Head	5750	5750	34.37	35.36	-2.81%	4.979	5.21	-4.50%	7/23/2024	D5GHzV2 SN: 1168 (5.75 GHz)	11/15/2024	20.0	7.630	76.300	78.200	-2.43%	2.180	21.800	22.400	-2.68%	
				5700	34.47	35.42	-2.68%	4.886	5.16	-5.36%													
				5850	34.18	35.30	-3.17%	5.176	5.32	-2.71%													
SAR 1	7/26/2024	Head	2450	2450	39.41	39.20	0.54%	1.73	1.80	-4.11%	7/26/2024	D2450V2 SN: 706	1/20/2025	20.0	5.150	51.500	52.300	-1.53%	2.450	24.500	24.500	0.00%	
				2400	39.47	39.30	0.44%	1.69	1.75	-3.63%													
				2500	39.32	39.14	0.47%	1.76	1.85	-4.91%													
SAR 1	7/26/2024	Head	5250	5250	34.80	35.93	-3.15%	4.46	4.70	-5.09%	7/26/2024	D5GHzV2 SN: 1138 (5.25 GHz)	2/3/2025	20.0	8.040	80.400	79.500	1.13%	2.330	23.300	22.600	3.10%	
				5150	34.76	36.05	-3.57%	4.31	4.60	-6.39%													
				5350	34.38	35.82	-4.02%	4.48	4.80	-6.75%													
SAR 1	7/26/2024	Head	5750	5750	33.64	35.36	-4.87%	4.99	5.21	-4.35%	7/26/2024	D5GHzV2 SN: 1138 (5.75 GHz)	2/3/2025	20.0	8.100	81.000	78.300	3.45%	2.330	23.300	22.200	4.95%	
				5700	33.77	35.42	-4.66%	4.90	5.16	-5.05%													
				5850	33.50	35.30	-5.10%	5.18	5.32	-2.73%													

Liquid Check										System Check													
SAR Lab	Date	Tissue Type	Band (MHz)	Freq. (MHz)	Relative Permittivity (εr)			Conductivity (σ)			Date	Dipole Type & Serial Number	Dipole Cal. Due Date	Input Power (dBm)	Measured results for 1-g SAR				Measured results for 10-g SAR				Plot No.
					Measured	Target	Delta	Measured	Target	Delta					Meas. Zoom Scan	Normalize to 1 W	Target (Ref. Value)	Delta ±10%	Meas. Zoom Scan	Normalize to 1 W	Target (Ref. Value)	Delta ±10%	
SAR 2	6/28/2024	Head	5250	5250	35.14	35.93	-2.21%	4.54	4.70	-3.53%	6/28/2024	D5GHzV2 SN: 1138 (5.25 GHz)	2/3/2025	20.0	7.870	78.700	79.500	-1.01%	2.270	22.700	22.600	0.44%	
				5150	35.12	36.05	-2.57%	4.37	4.60	-5.02%													
				5350	34.75	35.82	-2.98%	4.57	4.80	-4.92%													
SAR 2	7/2/2024	Head	5250	5250	36.06	35.93	0.34%	4.48	4.70	-4.72%	7/2/2024	D5GHzV2 SN: 1138 (5.25 GHz)	2/3/2025	20.0	8.240	82.400	79.500	3.65%	2.250	22.500	22.600	-0.44%	
				5150	36.08	36.05	0.09%	4.33	4.60	-5.95%													
				5350	35.68	35.82	-0.39%	4.50	4.80	-6.27%													
SAR 2	7/6/2024	Head	5250	5200	34.87	35.99	-3.11%	4.36	4.85	-6.24%	7/6/2024	D5GHzV2 SN: 1138 (5.25 GHz)	2/3/2025	19.0	6.040	76.039	79.500	-4.35%	1.750	22.031	22.600	-2.52%	
				5150	34.99	36.05	-2.94%	4.32	4.60	-6.17%													
				5350	34.56	35.82	-3.52%	4.50	4.80	-6.27%													
SAR 2	7/10/2024	head	5250	5250	36.01	35.93	0.21%	4.50	4.70	-4.26%	7/10/2024	D5GHzV2 SN: 1138 (5.25 GHz)	2/3/2025	20.0	7.480	74.800	79.500	-5.91%	2.170	21.700	22.600	-3.98%	
				5150	36.04	36.05	-0.02%	4.35	4.60	-5.43%													
				5350	35.67	35.82	-0.42%	4.52	4.80	-5.92%													
SAR 2	7/15/2024	Head	5250	5250	36.02	35.93	0.24%	4.63	4.70	-1.51%	7/15/2024	D5GHzV2 SN: 1138 (5.25 GHz)	2/3/2025	20.0	7.570	75.700	79.500	-4.78%	2.170	21.700	22.600	-3.98%	
				5150	36.03	36.05	-0.05%	4.48	4.60	-2.52%													
				5350	35.54	35.82	-0.78%	4.67	4.80	-2.82%													
SAR 2	7/19/2024	Head	5250	5250	35.60	35.93	-0.93%	4.83	4.70	2.78%	7/19/2024	D5GHzV2 SN: 1003 (5.25 GHz)	2/22/2025	20.0	7.350	73.500	80.300	-8.47%	2.110	21.100	22.900	-7.86%	25
				5150	35.63	36.05	-1.16%	4.67	4.60	1.53%													
				5350	35.11	35.82	-1.98%	4.90	4.80	1.91%													
SAR 2	7/23/2024	Head	5250	5250	35.56	35.93	-1.04%	4.48	4.70	-4.68%	7/23/2024	D5GHzV2 SN: 1003 (5.25 GHz)	2/22/2025	20.0	7.640	76.400	80.300	-4.86%	2.210	22.100	22.900	-3.49%	
				5150	35.57	36.05	-1.32%	4.33	4.60	-5.91%													
				5350	35.18	35.82	-1.78%	4.51	4.80	-6.17%													
SAR 2	7/29/2024	Head	5250	5250	35.22	35.93	-1.98%	4.48	4.70	-4.70%	7/29/2024	D5GHzV2 SN: 1138 (5.25 GHz)	2/3/2025	20.0	7.320	73.200	79.500	-7.92%	2.110	21.100	22.600	-6.64%	26
				5150	35.24	36.05	-2.24%	4.32	4.60	-6.08%													
				5350	34.82	35.82	-2.79%	4.51	4.80	-6.15%													

Liquid Check										System Check													
SAR Lab	Date	Tissue Type	Band (MHz)	Freq. (MHz)	Relative Permittivity (εr)			Conductivity (σ)			Date	Dipole Type & Serial Number	Dipole Cal. Due Date	Input Power (dBm)	Measured results for 1-g SAR				Measured results for 10-g SAR				Plot No.
					Measured	Target	Delta	Measured	Target	Delta					Meas. Zoom Scan	Normalize to 1 W	Target (Ref. Value)	Delta ±10%	Meas. Zoom Scan	Normalize to 1 W	Target (Ref. Value)	Delta ±10%	
SAR 4	6/28/2024	Head	2450	2450	39.57	39.20	0.94%	1.71	1.80	-5.00%	6/28/2024	D2450V2 SN: 706	1/20/2025	20.0	4.810	48.100	52.300	-8.03%	2.290	22.900	24.500	-6.53%	
				2400	39.61	39.30	0.80%	1.68	1.75	-4.09%													
				2500	39.50	39.14	0.93%	1.75	1.85	-5.61%													
SAR 4	6/28/2024	Head	5750	5750	34.14	35.36	-3.46%	4.95	5.21	-5.06%	6/28/2024	D5GHzV2 SN: 1003 (5.75 GHz)	2/22/2025	20.0	7.290	72.900	79.300	-8.07%	2.080	20.800	22.400	-7.14%	27
				5700	34.28	35.42	-3.22%	4.86	5.16	-5.86%													
				5850	33.97	35.30	-3.77%	5.15	5.32	-3.20%													
SAR 4	7/2/2024	Head	2450	2450	39.55	39.20	0.89%	1.72	1.80	-4.72%	7/2/2024	D2450V2 SN: 706	1/20/2025	20.0	5.070	50.700	52.300	-3.06%	2.410	24.100	24.500	-1.63%	
				2400	39.59	39.30	0.75%	1.68	1.75	-4.32%													
				2500	39.47	39.14	0.85%	1.75	1.85	-5.56%													
SAR 4	7/2/2024	Head	5750	5750	34.06	35.36	-3.68%	4.94	5.21	-5.17%	7/2/2024	D5GHzV2 SN: 1003 (5.75 GHz)	2/22/2025	20.0	7.440	74.400	79.300	-6.18%	2.130	21.300	22.400	-4.91%	
				5700	34.11	35.42	-3.70%	4.85	5.16	-6.11%													
				5850	33.89	35.30	-3.99%	5.13	5.32	-3.55%													
SAR 4	7/6/2024	Head	5750	5750	33.23	35.36	-6.03%	4.94	5.21	-5.25%	7/6/2024	D5GHzV2 SN: 1003 (5.75 GHz)	2/22/2025	20.0	7.390	73.900	79.300	-6.81%	2.140	21.400	22.400	-4.46%	
				5700	33.35	35.42	-5.84%	4.83	5.16	-6.38%													
				5850	33.05	35.30	-6.37%	5.12	5.32	-3.76%													
SAR 4	7/6/2024	Head	2450	2450	39.05	39.20	-0.38%	1.73	1.80	-3.89%	7/6/2024	D2450V2 SN: 706	1/20/2025	20.0	5.190	51.900	52.300	-0.76%	2.470	24.700	24.500	0.82%	
				2400	39.13	39.30	-0.42%	1.70	1.75	-2.95%													
				2500	38.92	39.14	-0.55%	1.77	1.85	-4.53%													
SAR 4	7/10/2024	Head	2450	2450	39.48	39.20	0.71%	1.76	1.80	-2.33%	7/10/2024	D2450V2 SN: 706	1/20/2025	20.0	5.030	50.300	52.300	-3.82%	2.390	23.900	24.500	-2.45%	
				2400	39.52	39.30	0.57%	1.79	1.75	2.42%													
				2500	39.39	39.14	0.65%	1.84	1.85	-1.03%													
SAR 4	7/10/2024	Head	5750	5750	35.76	35.36	1.12%	5.11	5.21	-1.95%	7/10/2024	D5GHzV2 SN: 1168 (5.75 GHz)	11/15/2024	17.0	3.610	72.029	78.200	-7.89%	1.040	20.751	22.400	-7.36%	28
				5700	35.82	35.42	1.13%	5.02	5.16	-2.70%													
				5850	35.56	35.30	0.74%	5.29	5.32	-0.53%													
SAR 4	7/14/2024	Head	2450	2450	41.36	39.20	5.51%	1.75	1.80	-2.89%	7/14/2024	D2450V2 SN: 706	1/20/2025	20.0	5.090	50.900	52.300	-2.68%	2.420	24.200	24.500	-1.22%	
				2400	41.28	39.14	5.48%	1.78	1.85	-3.78%													
				2500	37.47	35.36	5.96%	5.12	5.21	-1.84%													
SAR 4	7/14/2024	Head	5750	5750	37.47	35.42	5.68%	5.15	5.16	-0.28%	7/14/2024	D5GHzV2 SN: 1003 (5.75 GHz)	2/22/2025	20.0	7.640	76.400	79.300	-3.66%	2.190	21.900	22.400	-2.23%	
				5700	37.43	35.42	5.68%	5.15	5.16	-0.28%													
				5850	37.29	35.30	5.64%	5.24	5.32	-1.52%													
SAR 4	7/18/2024	Head	5750	5750	34.50	35.36	-2.44%	5.47	5.21	4.88%	7/18/2024	D5GHzV2 SN: 1003 (5.75 GHz)	2/22/2025	20.0	8.150	81.500	79.300	2.77%	2.360	23.600	22.400	5.36%	
				5700	34.64	35.42	-2.20%	5.40	5.16	4.50%													
				5850	34.35	35.30	-2.69%	5.69	5.32	6.88%													
SAR 4	7/18/2024	Head	2450	2450	40.91	39.20	4.36%	1.84	1.80	2.44%	7/18/2024	D2450V2 SN: 706	1/20/2025	20.0	5.360	53.600	52.300	2.49%	2.550	25.500	24.500	4.08%	
				2400	40.95	39.30	4.21%	1.80	1.75	2.87%													
				2500	40.83	39.14	4.33%	1.89	1.85	1.88%													
SAR 4	7/22/2024	Head	2450	2450	39.80	39.20	1.53%	1.80	1.80	0.00%	7/22/2024	D2450V2 SN: 706	1/20/2025	20.0	4.780	47.800	52.300	-8.60%	2.230	22.300	24.500	-8.98%	29
				2400	39.83	39.30	1.36%	1.76	1.75	0.65%													
				2500	39.70	39.14	1.44%	1.84	1.85	-0.60%													
SAR 4	7/22/2024	Head	5750	5750	33.74	35.36	-4.59%	5.27	5.21	1.08%	7/22/2024	D5GHzV2 SN: 1003 (5.75 GHz)	2/22/2025	20.0	7.930	79.300	79.300	0.00%	2.250	22.500	22.400	0.45%	
				5700	33.88	35.42	-4.35%	5.17	5.16	0.11%													
				5850	33.57	35.30	-4.30%	5.47	5.32	2.82%													
SAR 4	7/26/2024	Head	2450	2450	39.49	39.20	0.74%	1.73	1.80	-3.72%	7/26/2024	D2450V2 SN: 706	1/20/2025	20.0	5.050	50.500	52.300	-3.44%	2.390	23.900	24.500	-2.45%	
				2400	39.54	39.30	0.62%	1.69	1.75	-3.46%													
				2500	39.37	39.14	0.60%	1.78	1.85	-4.16%													
SAR 4	7/26/2024	Head	5750	5750	33.80	35.36	-4.42%	5.01	5.21	-3.93%	7/26/2024	D5GHzV2 SN: 1168 (5.75 GHz)	11/15/2024	20.0	7.390	73.900	7						

Liquid Check										System Check													
SAR Lab	Date	Tissue Type	Band (MHz)	Freq. (MHz)	Relative Permittivity (εr)			Conductivity (σ)			Date	Dipole Type & Serial Number	Dipole Cal. Due Date	Input Power (dBm)	Measured results for 1-g SAR				Measured results for 10-g SAR				Plot No.
					Measured	Target	Delta	Measured	Target	Delta					Meas. Zoom Scan	Normalize to 1 W	Target (Ref. Value)	Delta ±10%	Meas. Zoom Scan	Normalize to 1 W	Target (Ref. Value)	Delta ±10%	
SAR 5	6/28/2024	Head	2450	2450	41.10	39.20	4.85%	1.78	1.80	-1.11%	6/28/2024	D2450V2 SN: 706	1/20/2025	20.0	5.320	53.200	52.300	1.72%	2.520	25.200	24.500	2.86%	
				2400	41.14	39.30	4.69%	1.74	1.75	-0.66%													
				2500	41.03	39.14	4.84%	1.81	1.85	-2.38%													
SAR 5	6/28/2024	Head	5250	5250	36.60	35.93	1.86%	4.61	4.70	-1.96%	6/28/2024	D5GHzV2 SN: 1003 (5.25 GHz)	2/22/2025	20.0	7.470	74.700	80.300	-6.97%	2.160	21.600	22.900	-5.68%	
				5150	36.64	36.05	1.64%	4.46	4.60	-3.04%													
				5350	36.20	35.82	1.06%	4.64	4.80	-3.42%													
SAR 5	7/2/2024	Head	2450	2450	39.74	39.20	1.38%	1.77	1.80	-1.72%	7/2/2024	D2450V2 SN: 706	1/20/2025	20.0	5.350	53.500	52.300	2.29%	2.520	25.200	24.500	2.86%	
				2400	39.79	39.30	1.26%	1.73	1.75	-1.18%													
				2500	39.66	39.14	1.34%	1.81	1.85	-2.59%													
SAR 5	7/2/2024	Head	5250	5250	35.15	35.93	-2.18%	4.53	4.70	-3.77%	7/2/2024	D5GHzV2 SN: 1003 (5.25 GHz)	2/22/2025	19.0	5.870	73.899	80.300	-7.97%	1.690	21.276	22.900	-7.09%	30
				5150	35.15	36.05	-2.49%	4.37	4.60	-5.04%													
				5350	34.75	35.82	-2.98%	4.54	4.80	-5.42%													
SAR 5	7/6/2024	Head	2450	2450	39.30	39.20	0.26%	1.80	1.80	-0.11%	7/6/2024	D2450V2 SN: 706	1/20/2025	20.0	5.650	56.500	52.300	8.03%	2.660	26.600	24.500	8.57%	31
				2400	39.37	39.30	0.19%	1.77	1.75	0.76%													
				2500	39.17	39.14	0.08%	1.84	1.85	-0.76%													
SAR 5	7/6/2024	Head	5250	5250	34.46	35.93	-4.10%	4.58	4.70	-2.60%	7/6/2024	D5GHzV2 SN: 1003 (5.25 GHz)	2/22/2025	20.0	7.750	77.500	80.300	-3.49%	2.230	22.300	22.900	-2.62%	
				5150	34.54	36.05	-4.18%	4.42	4.60	-3.95%													
				5350	33.95	35.82	-5.22%	4.57	4.80	-4.92%													
SAR 5	7/10/2024	Head	2450	2450	39.58	39.20	0.97%	1.81	1.80	0.50%	7/10/2024	D2450V2 SN: 706	1/20/2025	20.0	5.370	53.700	52.300	2.68%	2.520	25.200	24.500	2.86%	
				2400	39.63	39.30	0.85%	1.77	1.75	1.05%													
				2500	39.48	39.14	0.88%	1.85	1.85	-0.22%													
SAR 5	7/10/2024	Head	5250	5250	34.43	35.93	-4.18%	4.58	4.70	-2.70%	7/10/2024	D5GHzV2 SN: 1003 (5.25 GHz)	2/22/2025	20.0	7.840	78.400	80.300	-2.37%	2.260	22.600	22.900	-1.31%	
				5150	34.50	36.05	-4.29%	4.41	4.60	-4.15%													
				5350	34.00	35.82	-5.08%	4.59	4.80	-4.48%													
SAR 5	7/14/2024	Head	2450	2450	38.02	39.20	-3.01%	1.71	1.80	-4.78%	7/14/2024	D2450V2 SN: 706	1/20/2025	20.0	5.300	53.000	52.300	1.34%	2.500	25.000	24.500	2.04%	
				2400	38.11	39.30	-3.02%	1.68	1.75	-4.20%													
				2500	37.94	39.14	-3.06%	1.75	1.85	-5.67%													
SAR 5	7/14/2024	Head	5250	5250	36.49	35.93	1.55%	4.46	4.70	-5.23%	7/14/2024	D5GHzV2 SN: 1003 (5.25 GHz)	2/22/2025	20.0	7.510	75.100	80.300	-6.48%	2.180	21.800	22.900	-4.80%	
				5150	36.66	36.05	1.70%	4.35	4.60	-5.45%													
				5350	36.30	35.82	1.34%	4.57	4.80	-4.96%													
SAR 5	7/18/2024	Head	2450	2450	39.78	39.20	1.48%	1.81	1.80	0.56%	7/18/2024	D2450V2 SN: 706	1/20/2025	20.0	5.360	53.600	52.300	2.49%	2.540	25.400	24.500	3.67%	
				2400	39.82	39.30	1.33%	1.76	1.75	0.48%													
				2500	39.68	39.14	1.39%	1.85	1.85	-0.22%													
SAR 5	7/18/2024	Head	5250	5250	34.67	35.93	-3.52%	4.77	4.70	1.44%	7/18/2024	D5GHzV2 SN: 1003 (5.25 GHz)	2/22/2025	20.0	7.500	75.000	80.300	-6.60%	2.160	21.600	22.900	-5.68%	
				5150	34.70	36.05	-3.74%	4.61	4.60	0.22%													
				5350	34.22	35.82	-4.46%	4.81	4.80	0.12%													
SAR 5	7/22/2024	Head	2450	2450	39.67	39.20	1.20%	1.75	1.80	-2.83%	7/22/2024	D2450V2 SN: 706	1/20/2025	20.0	5.270	52.700	52.300	0.76%	2.490	24.900	24.500	1.63%	
				2400	39.71	39.30	1.05%	1.71	1.75	-2.21%													
				2500	39.58	39.14	1.13%	1.79	1.85	-3.40%													
SAR 5	7/22/2024	Head	5250	5250	34.89	35.93	-2.90%	4.59	4.70	-2.45%	7/22/2024	D5GHzV2 SN: 1003 (5.25 GHz)	2/22/2025	20.0	7.790	77.900	80.300	-2.99%	2.250	22.500	22.900	-1.75%	
				5150	34.95	36.05	-3.04%	4.42	4.60	-3.84%													
				5350	34.45	35.82	-3.82%	4.62	4.80	-3.94%													
SAR 5	7/26/2024	Head	2450	2450	39.45	39.20	0.64%	1.77	1.80	-1.67%	7/26/2024	D2450V2 SN: 706	1/20/2025	20.0	5.340	53.400	52.300	2.10%	2.500	25.000	24.500	2.04%	
				2400	39.50	39.30	0.52%	1.73	1.75	-1.35%													
				2500	39.33	39.14	0.49%	1.82	1.85	-2.11%													
SAR 5	7/26/2024	Head	5250	5250	34.70	35.93	-3.43%	4.55	4.70	-3.17%	7/26/2024	D5GHzV2 SN: 1003 (5.25 GHz)	2/22/2025	20.0	7.530	75.300	80.300	-6.23%	2.160	21.600	22.900	-5.68%	
				5150	34.77	36.05	-3.54%	4.40	4.60	-4.43%													
				5350	34.31	35.82	-4.21%	4.58	4.80	-4.65%													

Liquid Check										System Check													
SAR Lab	Date	Tissue Type	Band (MHz)	Freq. (MHz)	Relative Permittivity (εr)			Conductivity (σ)			Date	Dipole Type & Serial Number	Dipole Cal. Due Date	Input Power (dBm)	Measured results for 1-g SAR				Measured results for 10-g SAR				Plot No.
					Measured	Target	Delta	Measured	Target	Delta					Meas. Zoom Scan	Normalize to 1 W	Target (Ref. Value)	Delta ±10%	Meas. Zoom Scan	Normalize to 1 W	Target (Ref. Value)	Delta ±10%	
SAR 6	6/28/2024	Head	2450	2450	39.90	39.20	1.79%	1.78	1.80	-1.22%	6/28/2024	D2450V2 SN: 706	1/20/2025	20.0	4.820	48.200	52.300	-7.84%	2.260	22.600	24.500	-7.76%	
				2400	39.97	39.30	1.71%	1.74	1.75	-0.55%													
				2500	39.82	39.14	1.75%	1.82	1.85	-1.89%													
SAR 6	7/2/2024	Head	2450	2450	39.75	39.20	1.40%	1.77	1.80	-1.67%	7/2/2024	D2450V2 SN: 706	1/20/2025	20.0	4.740	47.400	52.300	-9.37%	2.210	22.100	24.500	-9.80%	32
				2400	39.80	39.30	1.28%	1.73	1.75	-1.24%													
				2500	39.67	39.14	1.36%	1.80	1.85	-2.92%													
SAR 6	7/6/2024	Head	2450	2450	40.01	39.20	2.07%	1.82	1.80	1.11%	7/6/2024	D2450V2 SN: 706	1/20/2025	20.0	5.260	52.600	52.300	0.57%	2.460	24.600	24.500	0.41%	
				2400	40.09	39.30	2.02%	1.79	1.75	1.90%													
				2500	39.89	39.14	1.92%	1.86	1.85	0.37%													
SAR 6	7/10/2024	Head	2450	2450	40.40	39.20	3.06%	1.85	1.80	2.89%	7/10/2024	D2450V2 SN: 706	1/20/2025	20.0	5.230	52.300	52.300	0.00%	2.440	24.400	24.500	-0.41%	
				2400	40.45	39.30	2.93%	1.81	1.75	3.56%													
				2500	40.29	39.14	2.95%	1.90	1.85	2.21%													
SAR 6	7/15/2024	Head	2450	2450	41.43	39.20	5.69%	1.85	1.80	2.61%	7/15/2024	D2450V2 SN: 706	1/20/2025	20.0	4.870	48.700	52.300	-6.88%	2.270	22.700	24.500	-7.35%	
				2400	41.33	39.14	5.60%	1.89	1.85	1.94%													
				2500	40.59	39.20	3.55%	1.79	1.80	-0.44%													
SAR 6	7/19/2024	Head	2450	2450	40.66	39.30	3.47%	1.76	1.75	0.31%	7/19/2024	D2450V2 SN: 706	1/20/2025	20.0	5.010	50.100	52.300	-4.21%	2.350	23.500	24.500	-4.08%	
				2400	40.52	39.14	3.53%	1.83	1.85	-1.08%													
				2500	39.89	39.20	1.76%	1.74	1.80	-3.28%													
SAR 6	7/23/2024	Head	2450	2450	39.89	39.20	1.66%	1.70	1.75	-2.72%	7/23/2024	D2450V2 SN: 706	1/20/2025	20.0	4.770	47.700	52.300	-8.80%	2.240	22.400	24.500	-8.57%	
				2400	39.95	39.30	1.66%	1.70	1.75	-2.72%													
				2500	39.80	39.14	1.69%	1.78	1.85	-3.89%													
SAR 6	7/26/2024	Head	2450	2450	40.18	39.20	2.50%	1.82	1.80	0.89%	7/26/2024	D2450V2 SN: 706	1/20/2025	20.0	5.460	54.600	52.300	4.40%	2.530	25.300			

Liquid Check										System Check													
SAR Lab	Date	Tissue Type	Band (MHz)	Freq. (MHz)	Relative Permittivity (εr)			Conductivity (σ)			Date	Dipole Type & Serial Number	Dipole Cal. Due Date	Input Power (dBm)	Measured results for 1-g SAR				Measured results for 10-g SAR				Plot No.
					Measured	Target	Delta	Measured	Target	Delta					Meas. Zoom Scan	Normalize to 1 W	Target (Ref. Value)	Delta ±10%	Meas. Zoom Scan	Normalize to 1 W	Target (Ref. Value)	Delta ±10%	
SAR 7	6/28/2024	Head	5600	5600	34.26	35.53	-3.57%	4.83	5.06	-4.55%	6/28/2024	D5GHzV2 SN: 1003 (5.60 GHz)	2/22/2025	20.0	8.050	80.500	83.000	-3.01%	2.350	23.500	23.700	-0.84%	
				5500	34.43	35.65	-3.42%	4.71	4.96	-5.04%													
				5725	34.02	35.39	-3.87%	4.95	5.19	-4.62%													
SAR 7	6/28/2024	Head	5750	5750	33.91	35.36	-4.11%	5.01	5.21	-3.91%	6/28/2024	D5GHzV2 SN: 1168 (5.75 GHz)	11/15/2024	19.0	5.930	74.654	78.200	-4.53%	1.730	21.779	22.400	-2.77%	33
				5700	34.04	35.42	-3.90%	4.92	5.16	-4.70%													
				5850	33.71	35.30	-4.50%	5.20	5.32	-2.26%													
SAR 7	7/1/2024	Head	5600	5600	36.24	35.53	2.00%	4.84	5.06	-4.41%	7/1/2024	D5GHzV2 SN: 1003 (5.60 GHz)	2/22/2025	20.0	7.790	77.900	84.000	-7.26%	2.310	23.100	23.700	-2.53%	
				5500	36.39	35.65	2.08%	4.69	4.96	-5.48%													
				5725	36.07	35.39	1.92%	4.95	5.19	-4.64%													
SAR 7	7/1/2024	Head	5750	5750	36.00	35.36	1.80%	5.00	5.21	-4.12%	7/1/2024	D5GHzV2 SN: 1003 (5.75 GHz)	2/22/2025	20.0	7.360	73.600	79.300	-7.19%	2.140	21.400	22.400	-4.46%	
				5700	36.03	35.42	1.72%	4.91	5.16	-4.93%													
				5850	35.84	35.30	1.53%	5.20	5.32	-2.20%													
SAR 7	7/2/2024	Head	5600	5600	34.37	35.53	-3.26%	4.74	5.06	-6.32%	7/2/2024	D5GHzV2 SN: 1003 (5.60 GHz)	2/22/2025	20.0	7.640	76.400	84.000	-9.05%	2.260	22.600	23.700	-4.64%	
				5500	34.52	35.65	-3.17%	4.61	4.96	-7.06%													
				5725	34.16	35.39	-3.48%	4.85	5.19	-6.55%													
SAR 7	7/2/2024	Head	5750	5750	34.07	35.36	-3.65%	4.91	5.21	-5.76%	7/2/2024	D5GHzV2 SN: 1003 (5.75 GHz)	2/22/2025	20.0	7.230	72.300	79.300	-8.83%	2.100	21.000	22.400	-6.25%	
				5700	34.17	35.42	-3.53%	4.81	5.16	-6.78%													
				5850	33.89	35.30	-3.99%	5.09	5.32	-4.32%													
SAR 7	7/5/2024	Head	5600	5600	35.18	35.53	-0.99%	4.97	5.06	-1.76%	7/5/2024	D5GHzV2 SN: 1003 (5.60 GHz)	2/22/2025	20.0	8.850	88.500	84.000	5.36%	2.590	25.900	23.700	9.28%	
				5500	35.39	35.65	-0.73%	4.83	4.96	-2.60%													
				5725	34.95	35.39	-1.24%	5.09	5.19	-1.91%													
SAR 7	7/5/2024	Head	5750	5750	34.85	35.36	-1.44%	5.16	5.21	-0.96%	7/5/2024	D5GHzV2 SN: 1003 (5.75 GHz)	2/22/2025	20.0	7.450	74.500	79.300	-6.05%	2.200	22.000	22.400	-1.79%	
				5700	34.97	35.42	-1.27%	5.06	5.16	-2.02%													
				5850	34.67	35.30	-1.78%	5.35	5.32	0.60%													
SAR 7	7/9/2024	Head	5600	5600	35.87	35.53	0.96%	4.92	5.06	-2.77%	7/9/2024	D5GHzV2 SN: 1003 (5.60 GHz)	2/22/2025	9.0	0.648	81.578	84.000	-2.88%	0.181	22.787	23.700	-3.85%	
				5500	36.04	35.65	1.09%	4.78	4.96	-3.69%													
				5725	35.64	35.39	0.71%	5.03	5.19	-3.18%													
SAR 7	7/9/2024	Head	5750	5750	35.57	35.36	0.59%	5.08	5.21	-2.46%	7/9/2024	D5GHzV2 SN: 1003 (5.75 GHz)	2/22/2025	11.0	1.060	84.199	79.300	6.18%	0.305	24.227	22.400	8.16%	
				5700	35.64	35.42	0.62%	4.99	5.16	-3.31%													
				5850	35.37	35.30	0.20%	5.26	5.32	-1.09%													
SAR 7	7/15/2024	Head	5600	5600	34.16	35.53	-3.86%	4.88	5.06	-3.56%	7/15/2024	D5GHzV2 SN: 1003 (5.60 GHz)	2/22/2025	20.0	7.620	76.200	84.000	-9.29%	2.210	22.100	23.700	-6.75%	
				5500	34.31	35.65	-3.76%	4.74	4.96	-4.44%													
				5725	33.84	35.39	-4.38%	4.97	5.19	-4.24%													
SAR 7	7/15/2024	Head	5750	5750	33.71	35.36	-4.67%	5.04	5.21	-3.26%	7/15/2024	D5GHzV2 SN: 1003 (5.75 GHz)	2/22/2025	20.0	7.220	72.200	79.300	-8.95%	2.120	21.200	22.400	-5.36%	34
				5700	33.93	35.42	-4.21%	4.94	5.16	-4.26%													
				5850	33.56	35.30	-4.93%	5.23	5.32	-1.69%													
SAR 7	7/19/2024	Head	5600	5600	34.24	35.53	-3.63%	4.80	5.06	-5.08%	7/19/2024	D5GHzV2 SN: 1003 (5.60 GHz)	2/22/2025	20.0	7.990	79.900	84.000	-4.88%	2.370	23.700	23.700	0.00%	
				5500	34.40	35.65	-3.51%	4.65	4.96	-6.17%													
				5725	33.94	35.39	-4.10%	4.89	5.19	-5.72%													
SAR 7	7/19/2024	Head	5750	5750	33.82	35.36	-4.36%	4.98	5.21	-4.47%	7/19/2024	D5GHzV2 SN: 1003 (5.75 GHz)	2/22/2025	20.0	7.420	74.200	79.300	-6.43%	2.200	22.000	22.400	-1.79%	
				5700	34.02	35.42	-3.95%	4.87	5.16	-5.70%													
				5850	33.69	35.30	-4.56%	5.14	5.32	-3.36%													
SAR 7	7/23/2024	Head	5600	5600	36.72	35.53	3.35%	4.89	5.06	-3.36%	7/23/2024	D5GHzV2 SN: 1003 (5.60 GHz)	2/22/2025	20.0	7.910	79.100	83.000	-4.70%	2.330	23.300	23.700	-1.69%	
				5500	36.87	35.65	3.42%	4.75	4.96	-4.21%													
				5725	36.52	35.39	3.19%	5.00	5.19	-3.72%													
SAR 7	7/23/2024	Head	5750	5750	36.42	35.36	3.00%	5.06	5.21	-2.86%	7/23/2024	D5GHzV2 SN: 1003 (5.75 GHz)	2/22/2025	20.0	7.720	77.200	79.300	-2.65%	2.280	22.800	22.400	1.79%	
				5700	36.53	35.42	3.13%	4.97	5.16	-3.66%													
				5850	36.18	35.30	2.49%	5.25	5.32	-1.24%													
SAR 7	7/26/2024	Head	5600	5600	34.86	35.53	-1.89%	4.91	5.06	-2.91%	7/26/2024	D5GHzV2 SN: 1003 (5.60 GHz)	2/22/2025	20.0	7.490	74.900	83.000	-9.76%	2.200	22.000	23.700	-7.17%	35
				5500	34.98	35.65	-1.88%	4.78	4.96	-3.61%													
				5725	34.48	35.39	-2.57%	5.02	5.19	-3.22%													
SAR 7	7/26/2024	Head	5750	5750	34.28	35.36	-3.05%	5.12	5.21	-1.77%	7/26/2024	D5GHzV2 SN: 1003 (5.75 GHz)	2/22/2025	20.0	7.800	78.000	79.300	-1.64%	2.310	23.100	22.400	3.13%	
				5700	34.66	35.42	-2.15%	5.00	5.16	-3.16%													
				5850	34.09	35.30	-3.43%	5.29	5.32	-0.60%													

Liquid Check										System Check													
SAR Lab	Date	Tissue Type	Band (MHz)	Freq. (MHz)	Relative Permittivity (εr)			Conductivity (σ)			Date	Dipole Type & Serial Number	Dipole Cal. Due Date	Input Power (dBm)	Measured results for 1-g SAR				Measured results for 10-g SAR				Plot No.
					Measured	Target	Delta	Measured	Target	Delta					Meas. Zoom Scan	Normalize to 1 W	Target (Ref. Value)	Delta ±10%	Meas. Zoom Scan	Normalize to 1 W	Target (Ref. Value)	Delta ±10%	
SAR 8	6/28/2024	Head	5250	5250	35.76	35.93	-0.48%	4.63	4.70	-1.49%	6/29/2024	D5GHzV2 SN: 1003 (5.25 GHz)	2/22/2025	20.0	7.320	73.200	80.300	-8.84%	2.100	21.000	22.900	-8.30%	
				5150	35.80	36.05	-0.69%	4.46	4.60	-2.95%													
				5350	35.35	35.82	-1.31%	4.66	4.80	-2.99%													
SAR 8	7/2/2024	Head	5250	5250	36.73	35.93	2.22%	4.67	4.70	-0.75%	7/2/2024	D5GHzV2 SN: 1003 (5.25 GHz)	2/22/2025	19.0	5.760	72.514	80.300	-9.70%	1.650	20.772	22.900	-9.29%	
				5150	36.71	36.05	1.84%	4.51	4.60	-2.00%													
				5350	36.33	35.82	1.43%	4.70	4.80	-2.15%													
SAR 8	7/6/2024	Head	5250	5250	36.71	35.93	2.16%	4.82	4.70	2.46%	7/6/2024	D5GHzV2 SN: 1003 (5.25 GHz)	2/22/2025	20.0	7.300	73.000	80.300	-9.09%	2.080	20.800	22.900	-9.17%	
				5150	36.81	36.05	2.12%	4.66	4.60	1.20%													
				5350	36.18	35.82	1.01%	4.82	4.80	0.30%													
SAR 8	7/10/2024	Head	5250	5250	37.73	35.93	5.00%	4.83	4.70	2.72%	7/10/2024	D5GHzV2 SN: 1168 (5.25 GHz)	11/15/2024	19.0	5.770	72.640	77.000	-5.66%	1.650	20.772	22.300	-6.85%	36
				5150	37.85	36.05	5.00%	4.66	4.60	1.31%													
				5350	37.36	35.82	4.30%	4.86	4.80	1.16%													
SAR 8	7/15/2024	Head	5250	5250	36.19	35.93	0.71%	4.84	4.70	2.93%	7/16/2024	D5GHzV2 SN: 1003 (5.25 GHz)	2/22/2025	19.0	6.020	75.787	80.300	-5.62%	1.730	21.779	22.900	-4.89%	
				5150	36.18	36.05	0.37%	4.68	4.60	1.74%													
				5350	35.69	35.82	-0.36%	4.88	4.80	1.57%													
SAR 8	7/20/2024	Head	5250	5250	35.34	35.93	-1.65%	4.65	4.70	-1.13%	7/20/2024	D5GHzV2 SN: 1003 (5.25 GHz)	2/22/2025	12.0	1.200	75.715	80.300	-5.71%	0.344	21.705	22.900	-5.22%	
				5150	35.44	36.05	-1.68%	4.49	4.60	-2.37%													
				5350	34.90	35.82	-2.57%	4.67	4.80	-2.76%													
SAR 8	7/23/2024	Head	5250	5250	35.53	35.93	-1.12%	4.61	4.70	-1.92%	7/23/2024	D5GHzV2 SN: 1003 (5.25 GHz)	2/22/2025	20.0	7.250	72.500	80.300	-9.71%	2.100	21.000	22.900	-8.30%	37
				5150	35.54	36.05	-1.41%	4.45	4.60	-3.19%													
				5350	35.15	35.82	-1.87%	4.64	4.80	-3.38%													
SAR 8	7/26/2024	Head	5250	5250	35.52	35.93	-1.15%	4.66	4.70	-0.81%	7/27/2024	D5GHzV2 SN: 1003 (5.25 GHz)	2/22/2025	20.0	7.300	73.000	80.300	-9.09%	2.090	20.900	22.900	-8.73%	
				5150	35.50	36.05	-1.52%	4.51	4.60	-2.06%													
				5350	35.06	35.82	-2.12%	4.70	4.80	-2.26%													

Liquid Check										System Check													
SAR Lab	Date	Tissue Type	Band (MHz)	Freq. (MHz)	Relative Permittivity (εr)			Conductivity (σ)			Date	Dipole Type & Serial Number	Dipole Cal. Due Date	Input Power (dBm)	Measured results for 1-g SAR				Measured results for 10-g SAR				Plot No.
					Measured	Target	Delta	Measured	Target	Delta					Meas. Zoom Scan	Normalize to 1 W	Target (Ref. Value)	Delta ±10%	Meas. Zoom Scan	Normalize to 1 W	Target (Ref. Value)	Delta ±10%	
SAR 9	6/26/2024	Head	5600	5600	34.36	35.53	-3.30%	5.02	5.06	-0.83%	6/26/2024	D5GHzV2 SN: 1003 (5.60 GHz)	2/22/2025	19.0	6.740	84.852	83.000	2.23%	1.940	24.423	23.700	3.05%	
				5500	34.52	35.65	-3.16%	4.88	4.96	-1.51%					5.820	73.269	79.300	-7.60%	1.690	21.276	22.400	-5.02%	
				5725	34.11	35.39	-3.62%	5.12	5.19	-1.26%					7.630	76.300	79.300	-3.78%	2.190	21.900	22.400	-2.23%	
SAR 9	6/26/2024	Head	5750	5750	33.99	35.36	-3.88%	5.19	5.21	-0.49%	6/26/2024	D5GHzV2 SN: 1003 (5.75 GHz)	2/22/2025	19.0	5.820	73.269	79.300	-7.60%	1.690	21.276	22.400	-5.02%	
				5700	34.12	35.42	-3.67%	5.10	5.16	-1.31%					5.820	73.269	79.300	-7.60%	1.690	21.276	22.400	-5.02%	
				5850	33.76	35.30	-4.36%	5.38	5.32	1.09%					5.820	73.269	79.300	-7.60%	1.690	21.276	22.400	-5.02%	
SAR 9	6/28/2024	Head	5600	5600	34.37	35.53	-3.28%	4.82	5.06	-4.69%	6/28/2024	D5GHzV2 SN: 1003 (5.60 GHz)	2/22/2025	20.0	8.200	82.000	83.000	-1.20%	2.370	23.700	23.700	0.00%	
				5500	34.52	35.65	-3.16%	4.69	4.96	-5.50%					8.200	82.000	83.000	-1.20%	2.370	23.700	23.700	0.00%	
				5725	34.14	35.39	-3.54%	4.93	5.19	-5.05%					8.200	82.000	83.000	-1.20%	2.370	23.700	23.700	0.00%	
SAR 9	6/28/2024	Head	5750	5750	34.02	35.36	-3.80%	4.99	5.21	-4.39%	6/28/2024	D5GHzV2 SN: 1003 (5.75 GHz)	2/22/2025	20.0	7.630	76.300	79.300	-3.78%	2.190	21.900	22.400	-2.23%	
				5700	34.16	35.42	-3.56%	4.89	5.16	-5.26%					7.630	76.300	79.300	-3.78%	2.190	21.900	22.400	-2.23%	
				5850	33.84	35.30	-4.14%	5.18	5.32	-2.71%					7.630	76.300	79.300	-3.78%	2.190	21.900	22.400	-2.23%	
SAR 9	7/2/2024	Head	5600	5600	34.36	35.53	-3.30%	4.77	5.06	-5.76%	7/2/2024	D5GHzV2 SN: 1003 (5.60 GHz)	2/22/2025	20.0	8.840	88.400	83.000	6.51%	2.510	25.100	23.700	5.91%	
				5500	34.55	35.65	-3.08%	4.62	4.96	-6.84%					8.840	88.400	83.000	6.51%	2.510	25.100	23.700	5.91%	
				5725	34.17	35.39	-3.45%	4.87	5.19	-6.15%					8.840	88.400	83.000	6.51%	2.510	25.100	23.700	5.91%	
SAR 9	7/2/2024	Head	5750	5750	34.10	35.36	-3.57%	4.92	5.21	-5.56%	7/2/2024	D5GHzV2 SN: 1003 (5.75 GHz)	2/22/2025	20.0	7.590	75.900	79.300	-4.29%	2.180	21.800	22.400	-2.68%	
				5700	34.15	35.42	-3.58%	4.83	5.16	-6.38%					7.590	75.900	79.300	-4.29%	2.180	21.800	22.400	-2.68%	
				5850	33.94	35.30	-3.85%	5.12	5.32	-3.82%					7.590	75.900	79.300	-4.29%	2.180	21.800	22.400	-2.68%	
SAR 9	7/6/2024	Head	5600	5600	33.41	35.53	-5.98%	4.74	5.06	-6.41%	7/6/2024	D5GHzV2 SN: 1003 (5.60 GHz)	2/22/2025	20.0	8.490	84.900	83.000	2.29%	2.440	24.400	23.700	2.95%	
				5725	33.17	35.39	-6.28%	4.85	5.19	-6.56%					8.490	84.900	83.000	2.29%	2.440	24.400	23.700	2.95%	
				5750	33.09	35.36	-6.43%	4.92	5.21	-5.67%					8.490	84.900	83.000	2.29%	2.440	24.400	23.700	2.95%	
SAR 9	7/6/2024	Head	5750	5700	33.19	35.42	-6.30%	4.81	5.16	-6.79%	7/6/2024	D5GHzV2 SN: 1003 (5.75 GHz)	2/22/2025	20.0	7.890	78.900	79.300	-0.50%	2.290	22.900	22.400	2.23%	
				5850	32.90	35.30	-6.80%	5.10	5.32	-4.19%					7.890	78.900	79.300	-0.50%	2.290	22.900	22.400	2.23%	
				5600	34.18	35.53	-3.82%	4.78	5.06	-5.58%					7.890	78.900	79.300	-0.50%	2.290	22.900	22.400	2.23%	
SAR 9	7/10/2024	Head	5600	5500	34.33	35.65	-3.70%	4.64	4.96	-6.41%	7/10/2024	D5GHzV2 SN: 1003 (5.60 GHz)	2/22/2025	12.0	1.240	78.239	83.000	-5.74%	0.351	22.147	23.700	-6.55%	
				5725	33.91	35.39	-4.19%	4.86	5.19	-6.38%					1.240	78.239	83.000	-5.74%	0.351	22.147	23.700	-6.55%	
				5750	33.78	35.36	-4.48%	4.91	5.21	-5.75%					1.240	78.239	83.000	-5.74%	0.351	22.147	23.700	-6.55%	
SAR 9	7/10/2024	Head	5750	5700	33.96	35.42	-4.12%	4.84	5.16	-6.23%	7/10/2024	D5GHzV2 SN: 1003 (5.75 GHz)	2/22/2025	12.0	1.140	71.929	79.300	-9.29%	0.324	20.443	22.400	-8.74%	38
				5850	33.58	35.30	-4.87%	5.09	5.32	-4.25%					1.140	71.929	79.300	-9.29%	0.324	20.443	22.400	-8.74%	
				5600	33.61	35.53	-5.41%	4.87	5.06	-3.76%					1.140	71.929	79.300	-9.29%	0.324	20.443	22.400	-8.74%	
SAR 9	7/16/2024	Head	5600	5500	33.76	35.65	-5.30%	4.73	4.96	-4.54%	7/16/2024	D5GHzV2 SN: 1003 (5.60 GHz)	2/22/2025	19.0	6.200	78.053	83.000	-6.96%	1.770	22.283	23.700	-5.98%	
				5725	33.25	35.39	-6.05%	4.99	5.19	-3.90%					6.200	78.053	83.000	-6.96%	1.770	22.283	23.700	-5.98%	
				5750	33.24	35.36	-6.00%	5.05	5.21	-3.24%					6.200	78.053	83.000	-6.96%	1.770	22.283	23.700	-5.98%	
SAR 9	7/16/2024	Head	5750	5700	33.36	35.42	-5.82%	4.94	5.16	-4.23%	7/16/2024	D5GHzV2 SN: 1003 (5.75 GHz)	2/22/2025	19.0	5.950	74.906	79.300	-5.54%	1.690	21.276	22.400	-5.02%	
				5850	33.07	35.30	-6.32%	5.23	5.32	-1.64%					5.950	74.906	79.300	-5.54%	1.690	21.276	22.400	-5.02%	
				5600	33.83	35.53	-4.79%	4.77	5.06	-5.83%					5.950	74.906	79.300	-5.54%	1.690	21.276	22.400	-5.02%	
SAR 9	7/20/2024	Head	5600	5500	33.96	35.65	-4.73%	4.62	4.96	-6.74%	7/20/2024	D5GHzV2 SN: 1188 (5.60 GHz)	2/3/2025	20.0	7.620	76.200	82.500	-7.64%	2.150	21.500	23.400	-8.12%	39
				5725	33.52	35.39	-5.29%	4.85	5.19	-6.44%					7.620	76.200	82.500	-7.64%	2.150	21.500	23.400	-8.12%	
				5750	33.40	35.36	-5.55%	4.94	5.21	-5.23%					7.620	76.200	82.500	-7.64%	2.150	21.500	23.400	-8.12%	
SAR 9	7/20/2024	Head	5750	5700	33.60	35.42	-5.14%	4.83	5.16	-6.44%	7/20/2024	D5GHzV2 SN: 1003 (5.75 GHz)	2/22/2025	20.0	7.850	78.500	79.300	-1.01%	2.250	22.500	22.400	0.45%	
				5850	33.24	35.30	-5.84%	5.11	5.32	-3.98%					7.850	78.500	79.300	-1.01%	2.250	22.500	22.400	0.45%	
				5600	33.42	35.53	-5.95%	4.83	5.06	-4.55%					7.850	78.500	79.300	-1.01%	2.250	22.500	22.400	0.45%	
SAR 9	7/24/2024	Head	5600	5500	33.62	35.65	-5.69%	4.71	4.96	-5.02%	7/24/2024	D5GHzV2 SN: 1003 (5.60 GHz)	2/22/2025	20.0	7.600	76.000	83.000	-8.43%	2.170	21.700	23.700	-8.44%	40
				5725	33.20	35.39	-6.19%	4.91	5.19	-5.38%					7.600	76.000	83.000	-8.43%	2.170	21.700	23.700	-8.44%	
				5750	33.08	35.36	-6.46%	4.96	5.21	-4.89%					7.600	76.000	83.000	-8.43%	2.170	21.700	23.700	-8.44%	
SAR 9	7/24/2024	Head	5750	5700	33.21	35.42	-6.24%	4.89	5.16	-5.24%	7/24/2024	D5GHzV2 SN: 1003 (5.75 GHz)	2/22/2025	20.0	7.510	75.100	79.300	-5.30%	2.100	21.000	22.400	-6.25%	
				5850	32.93	35.30	-6.71%	5.14	5.32	-3.42%					7.510	75.100	79.300	-5.30%	2.100	21.000	22.400	-6.25%	
				5600	35.28	35.53	-0.71%	4.91	5.06	-2.89%					7.510	75.100	79.300	-5.30%	2.100	21.000	22.400	-6.25%	
SAR 9	7/29/2024	Head	5600	5500	35.42	35.65	-0.64%	4.78	4.96	-3.59%	7/29/2024	D5GHzV2 SN: 1003 (5.60 GHz)	2/22/2025	20.0	8.290	82.900	83.000	-0.12%	2.390	23.900	23.700	0.84%	
				5725	35.02	35.39	-1.05%	5.01	5.19	-3.36%					8.290	82.900	83.000	-0.12%	2.390	23.900	23.700	0.84%	
				5750	34.91	35.36	-1.28%	5.09	5.21	-2.41%					8.290	82.900	83.000	-0.12%	2.390	23.900	23.700	0.84%	
SAR 9	7/29/2024	Head	5750	5700	35.07	35.42	-0.99%	4.98	5.16	-3.48%	7/29/2024	D5GHzV2 SN: 1003 (5.75 GHz)	2/22/2025	20.0	7.350	73.500	79.300	-7.31%	2.110	21.100	22.400	-5.80%	
				5850	34.73	35.30	-1.61%	5.28	5.32	-0.71%					7.350	73.500	79.300	-7.31%	2.110	21.100	22.400	-5.80%	
				5600	35.28	35.53	-0.71%	4.91	5.06	-2.89%					7.350	73.500	79.300	-7.31%	2.110	21.100	22.400	-5.80%	

Liquid Check											System Check												
SAR Lab	Date	Tissue Type	Band (MHz)	Freq. (MHz)	Relative Permittivity (εr)			Conductivity (σ)			Date	Dipole Type & Serial Number	Dipole Cal. Due Date	Input Power (dBm)	Measured results for 1-g SAR				Measured results for 10-g SAR				Plot No.
					Measured	Target	Delta	Measured	Target	Delta					Meas. Zoom Scan	Normalize to 1 W	Target (Ref. Value)	Delta ±10%	Meas. Zoom Scan	Normalize to 1 W	Target (Ref. Value)	Delta ±10%	
SAR 12	6/27/2024	Head	1640	1640	39.23	40.25	-2.54%	1.24	1.31	-5.43%	6/27/2024	D1640V2 SN: 324	6/13/2025	20.0	3.250	32.500	33.900	-4.13%	1.810	18.100	18.300	-1.09%	
				1610	39.31	40.30	-2.46%	1.22	1.29	-5.35%													
				1665	39.19	40.22	-2.55%	1.25	1.32	-5.60%													
SAR 12	6/27/2024	Head	1750	1750	39.11	40.08	-2.43%	1.29	1.37	-5.70%	6/27/2024	D1750V2 SN: 1053	10/13/2024	20.0	3.500	35.000	36.600	-4.37%	1.890	18.900	19.300	-2.07%	
				1695	39.17	40.17	-2.49%	1.26	1.34	-5.83%													
				1755	39.11	40.08	-2.41%	1.29	1.37	-5.67%													
SAR 12	6/27/2024	Head	2450	2450	38.19	39.20	-2.58%	1.73	1.80	-4.11%	6/27/2024	D2450V2 SN: 748	2/8/2025	20.0	4.880	48.800	51.700	-5.61%	2.320	23.200	24.200	-4.13%	43
				2400	38.26	39.30	-2.64%	1.69	1.75	-3.58%													
				2500	38.12	39.14	-2.60%	1.76	1.85	-4.91%													
SAR 12	6/30/2024	Head	1640	1640	42.39	40.25	5.31%	1.26	1.31	-3.90%	6/30/2024	D1640V2 SN: 324	6/13/2025	20.0	3.370	33.700	33.900	-0.59%	1.890	18.900	18.300	3.28%	
				1610	42.47	40.30	5.38%	1.24	1.29	-3.95%													
				1665	42.34	40.22	5.28%	1.27	1.32	-4.17%													
SAR 12	6/30/2024	Head	1750	1750	42.22	40.08	5.33%	1.32	1.37	-3.87%	6/30/2024	D1750V2 SN: 1053	10/13/2024	20.0	3.380	33.800	36.600	-7.65%	1.840	18.400	19.300	-4.66%	
				1695	42.29	40.17	5.28%	1.28	1.34	-4.03%													
				1780	42.22	40.04	5.45%	1.34	1.39	-3.31%													
SAR 12	6/30/2024	Head	2450	2450	41.13	39.20	4.92%	1.81	1.80	0.39%	6/30/2024	D2450V2 SN: 748	2/8/2025	20.0	5.260	52.600	51.700	1.74%	2.510	25.100	24.200	3.72%	
				2400	41.21	39.30	4.87%	1.77	1.75	0.88%													
				2500	41.05	39.14	4.89%	1.85	1.85	-0.38%													
SAR 12	7/4/2024	Head	1640	1640	37.95	40.25	-5.72%	1.25	1.31	-4.66%	7/4/2024	D1640V2 SN: 324	6/13/2025	20.0	3.470	34.700	33.900	2.36%	1.940	19.400	18.300	6.01%	
				1610	38.01	40.30	-5.68%	1.23	1.29	-4.65%													
				1665	37.91	40.22	-5.73%	1.26	1.32	-4.77%													
SAR 12	7/4/2024	Head	1750	1750	37.74	40.08	-5.85%	1.31	1.37	-4.53%	7/4/2024	D1750V2 SN: 1053	10/13/2024	20.0	3.440	34.400	36.600	-6.01%	1.860	18.600	19.300	-3.63%	
				1695	37.85	40.17	-5.77%	1.27	1.34	-4.78%													
				1780	37.67	40.04	-5.92%	1.32	1.39	-4.54%													
SAR 12	7/4/2024	Head	2450	2450	36.55	39.20	-6.76%	1.73	1.80	-3.83%	7/4/2024	D2450V2 SN: 748	2/8/2025	20.0	5.080	50.800	51.700	-1.74%	2.420	24.200	24.200	0.00%	
				2400	36.64	39.30	-6.76%	1.70	1.75	-3.06%													
				2500	36.45	39.14	-6.87%	1.77	1.85	-4.80%													
SAR 12	7/7/2024	Head	1640	1640	41.54	40.25	3.20%	1.30	1.31	-0.38%	7/7/2024	D1640V2 SN: 324	6/13/2025	20.0	3.530	35.300	33.900	4.13%	1.990	19.900	18.300	8.74%	44
				1610	41.64	40.30	3.33%	1.28	1.29	-0.62%													
				1665	41.46	40.22	3.09%	1.32	1.32	-0.46%													
SAR 12	7/7/2024	Head	1750	1750	41.28	40.08	2.98%	1.36	1.37	-0.66%	7/7/2024	D1750V2 SN: 1053	10/13/2024	20.0	3.480	34.800	36.600	-4.92%	1.890	18.900	19.300	-2.07%	
				1695	41.37	40.17	2.99%	1.33	1.34	-0.52%													
				1780	41.25	40.04	3.03%	1.38	1.39	-0.57%													
SAR 12	7/7/2024	Head	2450	2450	39.92	39.20	1.84%	1.85	1.80	3.00%	7/7/2024	D2450V2 SN: 748	2/8/2025	20.0	5.440	54.400	51.700	5.22%	2.590	25.900	24.200	7.02%	
				2400	40.02	39.30	1.84%	1.82	1.75	3.67%													
				2500	39.82	39.14	1.75%	1.89	1.85	2.10%													
SAR 12	7/10/2024	Head	3500	3500	40.63	37.93	7.12%	2.68	2.91	-7.99%	7/10/2024	D3500V2 SN: 1011	4/17/2025	20.0	5.960	59.600	65.600	-8.15%	2.350	23.500	24.700	-4.86%	45
				3400	40.79	38.04	7.22%	2.59	2.81	-7.73%													
				3700	40.32	37.70	6.95%	2.87	3.12	-8.06%													
SAR 12	7/10/2024	Head	3900	3900	40.02	37.47	6.80%	3.06	3.32	-7.86%	7/10/2024	D3900V2 SN: 1102	10/24/2024	20.0	6.280	62.800	69.300	-9.38%	2.260	22.600	24.100	-6.22%	46
				3800	40.17	37.59	6.87%	2.96	3.22	-7.97%													
				4000	39.88	37.36	6.75%	3.16	3.42	-7.69%													
SAR 12	7/11/2024	Head	1640	1640	40.30	40.25	0.11%	1.27	1.31	-2.60%	7/11/2024	D1640V2 SN: 324	6/13/2025	20.0	3.360	33.600	33.900	-0.88%	1.870	18.700	18.300	2.19%	
				1610	40.35	40.30	0.12%	1.26	1.29	-2.48%													
				1665	40.25	40.22	0.09%	1.29	1.32	-2.65%													
SAR 12	7/14/2024	Head	3500	3500	40.37	37.93	6.43%	2.75	2.91	-5.48%	7/14/2024	D3500V2 SN: 1011	4/17/2025	20.0	6.060	60.600	65.600	-7.62%	2.350	23.500	24.700	-4.86%	
				3400	40.54	38.04	6.56%	2.66	2.81	-5.21%													
				3700	40.06	37.70	6.26%	2.94	3.12	-5.69%													
SAR 12	7/14/2024	Head	3900	3900	39.76	37.47	6.10%	3.14	3.32	-5.42%	7/14/2024	D3900V2 SN: 1102	10/24/2024	20.0	6.380	63.800	69.300	-7.94%	2.260	22.600	24.100	-6.22%	
				3800	39.91	37.59	6.18%	3.04	3.22	-5.61%													
				4000	39.62	37.36	6.05%	3.24	3.42	-5.23%													
SAR 12	7/15/2024	Head	1640	1640	40.21	40.25	-0.11%	1.25	1.31	-4.74%	7/15/2024	D1640V2 SN: 324	6/13/2025	20.0	3.310	33.100	33.900	-2.36%	1.850	18.500	18.300	1.09%	
				1610	40.25	40.30	-0.12%	1.23	1.29	-4.73%													
				1665	40.26	40.22	0.11%	1.26	1.32	-4.85%													
SAR 12	7/17/2024	Head	1750	1750	39.00	40.08	-2.71%	1.29	1.37	-5.70%	7/17/2024	D1750V2 SN: 1053	10/13/2024	20.0	3.400	34.000	36.600	-7.10%	1.840	18.400	19.300	-4.66%	
				1695	39.11	40.17	-2.64%	1.26	1.34	-5.83%													
				1780	38.99	40.04	-2.62%	1.29	1.39	-6.70%													
SAR 12	7/17/2024	Head	3500	3500	40.39	37.93	6.49%	2.74	2.91	-5.79%	7/17/2024	D3500V2 SN: 1011	4/17/2025	20.0	6.270	62.700	65.600	-4.42%	2.470	24.700	24.700	0.00%	
				3400	40.56	38.04	6.61%	2.65	2.81	-5.63%													
				3700	40.07	37.70	6.28%	2.93	3.12	-5.94%													
SAR 12	7/17/2024	Head	3900	3900	39.75	37.47	6.08%	3.13	3.32	-5.66%	7/17/2024	D3900V2 SN: 1102	10/24/2024	20.0	6.700	67.000	69.300	-3.32%	2.410	24.100	24.100	0.00%	
				3800	39.91	37.59	6.18%	3.03	3.22	-5.83%													
				4000	39.60	37.36	6.00%	3.24	3.42	-5.38%													
SAR 12	7/21/2024	Head	3500	3500	37.91	37.93	-0.05%	2.79	2.91	-4.31%	7/21/2024	D3500V2 SN: 1011	4/17/2025	20.0	6.530	65.300	65.600	-0.46%	2.550	25.500	24.700	3.24%	
				3400	38.12	38.04	0.20%	2.69	2.81	-4.17%													
				3700	37.51	37.70	-0.51%	2.98	3.12	-4.37%													
SAR 12	7/21/2024	Head	3900	3900	37.14	37.47	-0.89%	3.19	3.32	-4.03%	7/21/2024	D3900V2 SN: 1102	10/24/2024	20.0	6.800	68.000	69.300	-1.88%	2.440	24.400	24.100	1.24%	
				3800	37.32	37.59	-0.71%	3.08	3.22	-4.21%													
				4000	36.96	37.36	-1.07%	3.29	3.42	-3.83%													
SAR 12	7/23/2024	Head	1750	1750	40.23	40.08	0.36%	1.30	1.37	-4.97%	7/23/2024	D1750V2 SN: 1053	10/13/2024	20.0	3.310	33.100	36.600	-9.56%	1.800	18.000	19.300	-6.74%	47
				1695	40.32	40.17	0.38%	1.27	1.34	-5.08%													
				1780	40.19	40.04	0.38%	1.32	1.39	-4.90%													
SAR 12	7/24/2024	Head	1640	1640	40.44	40.25	0.46%	1.24	1.31	-5.20%	7/24/2024	D1640V2 SN: 324	6/13										

Liquid Check										System Check													
SAR Lab	Date	Tissue Type	Band (MHz)	Freq. (MHz)	Relative Permittivity (εr)			Conductivity (σ)			Date	Dipole Type & Serial Number	Dipole Cal. Due Date	Input Power (dBm)	Measured results for 1-g SAR				Measured results for 10-g SAR				Plot No.
					Measured	Target	Delta	Measured	Target	Delta					Meas. Zoom Scan	Normalize to 1 W	Target (Ref. Value)	Delta ±10%	Meas. Zoom Scan	Normalize to 1 W	Target (Ref. Value)	Delta ±10%	
SAR 13	6/27/2024	Head	1750	1750	40.00	40.08	-0.21%	1.30	1.37	-5.04%	6/27/2024	D1750V2 SN: 1053	10/13/2024	15.0	1.070	33.836	36.600	-7.55%	0.574	18.151	19.300	-5.95%	
				1695	40.10	40.17	-0.17%	1.27	1.34	-5.08%													
				1780	40.00	40.04	-0.10%	1.31	1.39	-5.48%													
SAR 13	6/27/2024	Head	1900	1900	39.77	40.00	-0.57%	1.39	1.40	-0.71%	6/27/2024	D1900V2 SN: 5d140	4/14/2025	15.0	1.270	40.161	39.400	1.93%	0.662	20.934	20.600	1.62%	
				1850	39.85	40.00	-0.37%	1.36	1.40	-2.86%													
				1920	39.75	40.00	-0.63%	1.40	1.40	0.00%													
SAR 13	6/30/2024	Head	1750	1750	40.47	40.08	0.96%	1.28	1.37	-6.21%	6/30/2024	D1750V2 SN: 1053	10/13/2024	20.0	3.480	34.800	36.600	-4.92%	1.880	18.800	19.300	-2.59%	
				1695	40.53	40.17	0.90%	1.25	1.34	-6.35%													
				1780	40.43	40.04	0.98%	1.30	1.39	-5.91%													
SAR 13	6/30/2024	Head	1900	1900	40.18	40.00	0.45%	1.37	1.40	-2.07%	6/30/2024	D1900V2 SN: 5d140	4/14/2025	20.0	3.940	39.400	39.400	0.00%	2.080	20.800	20.600	0.97%	
				1850	40.26	40.00	0.65%	1.35	1.40	-3.79%													
				1920	40.16	40.00	0.40%	1.38	1.40	-1.29%													
SAR 13	7/4/2024	Head	1750	1750	38.21	40.08	-4.68%	1.31	1.37	-4.67%	7/4/2024	D1750V2 SN: 1053	10/13/2024	20.0	3.580	35.800	36.600	-2.19%	1.930	19.300	19.300	0.00%	
				1695	38.31	40.17	-4.63%	1.27	1.34	-4.85%													
				1780	38.14	40.04	-4.74%	1.32	1.39	-4.68%													
SAR 13	7/4/2024	Head	1900	1900	37.88	40.00	-5.30%	1.38	1.40	-1.14%	7/4/2024	D1900V2 SN: 5d140	4/14/2025	20.0	4.040	40.400	39.400	2.54%	2.130	21.300	20.600	3.40%	
				1850	37.98	40.00	-5.05%	1.36	1.40	-2.93%													
				1920	37.84	40.00	-5.40%	1.39	1.40	-0.43%													
SAR 13	7/7/2024	Head	1750	1750	39.45	40.08	-1.58%	1.32	1.37	-3.58%	7/7/2024	D1750V2 SN: 1053	10/13/2024	20.0	3.590	35.900	36.600	-1.91%	1.950	19.500	19.300	1.04%	
				1695	39.54	40.17	-1.57%	1.29	1.34	-3.43%													
				1780	39.41	40.04	-1.57%	1.34	1.39	-3.46%													
SAR 13	7/7/2024	Head	1900	1900	39.16	40.00	-2.10%	1.42	1.40	1.21%	7/7/2024	D1900V2 SN: 5d140	4/14/2025	20.0	4.160	41.600	39.400	5.58%	2.200	22.000	20.600	6.80%	48
				1850	39.28	40.00	-1.80%	1.39	1.40	-1.00%													
				1920	39.11	40.00	-2.23%	1.43	1.40	2.07%													
SAR 13	7/10/2024	Head	2600	2600	40.06	39.01	2.69%	1.85	1.96	-5.51%	7/10/2024	D2600V2 SN: 1006	10/13/2024	20.0	5.270	52.700	56.100	-6.06%	2.420	24.200	25.400	-4.72%	49
				2495	40.19	39.14	2.67%	1.77	1.85	-4.15%													
				2690	39.92	38.90	2.63%	1.93	2.06	-6.33%													
SAR 13	7/14/2024	Head	2600	2600	39.49	39.01	1.23%	1.85	1.96	-5.67%	7/14/2024	D2600V2 SN: 1006	10/13/2024	20.0	5.340	53.400	56.100	-4.81%	2.420	24.200	25.400	-4.72%	
				2495	39.61	39.14	1.19%	1.77	1.85	-4.47%													
				2690	39.35	38.90	1.16%	1.93	2.06	-6.24%													
SAR 13	7/16/2024	Head	1900	1900	39.05	40.00	-2.38%	1.37	1.40	-2.14%	7/16/2024	D1900V2 SN: 5d140	4/14/2025	20.0	4.080	40.800	39.400	3.55%	2.140	21.400	20.600	3.88%	
				1850	39.14	40.00	-2.15%	1.34	1.40	-4.29%													
				1920	39.00	40.00	-2.50%	1.38	1.40	-1.43%													
SAR 13	7/18/2024	Head	1750	1750	41.84	40.08	4.38%	1.29	1.37	-5.77%	7/18/2024	D1750V2 SN: 1053	10/13/2024	20.0	3.440	34.400	36.600	-6.01%	1.840	18.400	19.300	-4.66%	
				1695	41.92	40.17	4.36%	1.26	1.34	-5.83%													
				1780	41.83	40.04	4.47%	1.29	1.39	-6.92%													
SAR 13	7/21/2024	Head	1750	1750	40.89	40.08	2.01%	1.28	1.37	-6.50%	7/21/2024	D1750V2 SN: 1053	10/13/2024	20.0	3.300	33.000	36.600	-9.84%	1.760	17.600	19.300	-8.81%	50
				1695	40.96	40.17	1.97%	1.25	1.34	-6.57%													
				1780	40.85	40.04	2.03%	1.29	1.39	-6.92%													
SAR 13	7/21/2024	Head	1900	1900	40.65	40.00	1.63%	1.36	1.40	-2.86%	7/21/2024	D1900V2 SN: 5d140	4/14/2025	20.0	3.850	38.500	39.400	-2.28%	2.010	20.100	20.600	-2.43%	
				1850	40.72	40.00	1.80%	1.34	1.40	-4.29%													
				1920	40.63	40.00	1.58%	1.37	1.40	-2.14%													
SAR 13	7/24/2024	Head	1750	1750	40.08	40.08	-0.01%	1.28	1.37	-6.86%	7/24/2024	D1750V2 SN: 1053	10/13/2024	20.0	3.450	34.500	36.600	-5.74%	1.860	18.600	19.300	-3.63%	
				1695	40.15	40.17	-0.05%	1.25	1.34	-6.57%													
				1780	40.08	40.04	0.10%	1.29	1.39	-6.85%													
SAR 13	7/24/2024	Head	1900	1900	39.91	40.00	-0.23%	1.37	1.40	-2.50%	7/24/2024	D1900V2 SN: 5d140	4/14/2025	20.0	3.990	39.900	39.400	1.27%	2.100	21.000	20.600	1.94%	
				1850	40.00	40.00	0.00%	1.33	1.40	-4.71%													
				1920	39.86	40.00	-0.35%	1.38	1.40	-1.71%													

Liquid Check										System Check													
SAR Lab	Date	Tissue Type	Band (MHz)	Freq. (MHz)	Relative Permittivity (εr)			Conductivity (σ)			Date	Dipole Type & Serial Number	Dipole Cal. Due Date	Input Power (dBm)	Measured results for 1-g SAR				Measured results for 10-g SAR				Plot No.
					Measured	Target	Delta	Measured	Target	Delta					Meas. Zoom Scan	Normalize to 1 W	Target (Ref. Value)	Delta ±10%	Meas. Zoom Scan	Normalize to 1 W	Target (Ref. Value)	Delta ±10%	
SAR 14	6/27/2024	Head	750	750	41.82	41.96	-0.34%	0.89	0.89	-0.06%	6/27/2024	D750V3 SN: 1019	4/13/2025	20.0	0.885	8.850	8.510	4.00%	0.581	5.810	5.590	3.94%	
				860	42.13	42.42	-0.69%	0.86	0.89	-2.92%													
				800	41.65	41.71	-0.13%	0.91	0.90	1.40%													
SAR 14	6/27/2024	Head	835	835	41.55	41.50	0.12%	0.92	0.90	2.30%	6/27/2024	D835V2 SN: 4d117	5/11/2025	20.0	1.000	10.000	9.660	3.52%	0.652	6.520	6.270	3.99%	
				805	41.64	41.68	-0.09%	0.91	0.90	1.54%													
				850	41.51	41.50	0.02%	0.93	0.92	1.17%													
SAR 14	6/30/2024	Head	750	750	42.87	41.96	2.16%	0.88	0.89	-0.93%	6/30/2024	D750V3 SN: 1019	4/13/2025	20.0	0.883	8.830	8.510	3.76%	0.585	5.850	5.590	4.65%	
				860	43.19	42.42	1.81%	0.85	0.89	-3.87%													
				800	42.71	41.71	2.41%	0.90	0.90	0.83%													
SAR 14	6/30/2024	Head	835	835	42.64	41.50	2.75%	0.92	0.90	2.01%	6/30/2024	D835V2 SN: 4d117	5/11/2025	20.0	0.976	9.760	9.660	1.04%	0.641	6.410	6.270	2.23%	
				805	42.71	41.68	2.47%	0.91	0.90	1.02%													
				850	42.59	41.50	2.63%	0.92	0.92	0.97%													
SAR 14	7/4/2024	Head	750	750	42.66	41.96	1.66%	0.92	0.89	3.09%	7/4/2024	D750V3 SN: 1019	4/13/2025	20.0	0.901	9.010	8.510	5.88%	0.593	5.930	5.590	6.08%	
				860	43.04	42.42	1.45%	0.89	0.89	0.10%													
				800	42.49	41.71	1.88%	0.94	0.90	4.91%													
SAR 14	7/4/2024	Head	835	835	42.37	41.50	2.10%	0.96	0.90	6.11%	7/4/2024	D835V2 SN: 4d117	5/11/2025	20.0	1.040	10.400	9.660	7.66%	0.675	6.750	6.270	7.66%	
				805	42.47	41.68	1.90%	0.94	0.90	5.11%													
				850	42.32	41.50	1.98%	0.96	0.92	5.02%													
SAR 14	7/7/2024	Head	750	750	42.04	41.96	0.19%	0.91	0.89	1.42%	7/7/2024	D750V3 SN: 1019	4/13/2025	20.0	0.910	9.100	8.510	6.93%	0.602	6.020	5.590	7.69%	51
				860	42.37	42.42	-0.13%	0.87	0.89	-1.98%													
				800	41.83	41.71	0.30%	0.93	0.90	3.42%													
SAR 14	7/7/2024	Head	835	835	41.75	41.50	0.60%	0.94	0.90	4.70%	7/7/2024	D835V2 SN: 4d117	5/11/2025	20.0	1.040	10.400	9.660	7.66%	0.682	6.820	6.270	8.77%	52
				805	41.83	41.68	0.36%	0.93	0.90	3.61%													
				850	41.69	41.50	0.46%	0.95	0.92	3.70%													
SAR 14	7/10/2024	Head	750	750	40.19	41.96	-4.22%	0.92	0.89	2.85%	7/10/2024	D750V3 SN: 1019	4/13/2025	20.0	0.900	9.000	8.510	5.76%	0.594	5.940	5.590	6.26%	
				860	40.53	42.42	-4.46%	0.89	0.89	0.05%													
				800	39.95	41.71	-4.21%	0.94	0.90	4.38%													
SAR 14	7/10/2024	Head	1750	1750	37.96	40.08	-5.30%	1.36	1.37	-0.44%	7/10/2024	D1750V2 SN: 1053	10/13/2024	20.0	3.550	35.500	36.600	-3.01%	1.890	18.900	19.300	-2.07%	53
				1695	38.05	40.17	-5.28%	1.34	1.34	-0.15%													
				1780	37.93	40.04	-5.27%	1.38	1.39	-0.50%													
SAR 14	7/11/2024	Head	835	835	38.75	41.50	-6.63%	0.91	0.90	1.11%	7/11/2024	D835V2 SN: 4d117	5/11/2025	20.0	1.020	10.200	9.660	5.59%	0.669	6.690	6.270	6.70%	
				805	38.81	41.68	-6.88%	0.90	0.90	0.30%													
				850	38.71	41.50	-6.72%	0.92	0.92	0.55%													
SAR 14	7/14/2024	Head	750	750	39.81	41.96	-5.13%	0.88	0.89	-1.23%	7/14/2024	D750V3 SN: 1019	4/13/2025	20.0	0.874	8.740	8.510	2.70%	0.578	5.780	5.590	3.40%	
				860	40.14	42.42	-5.38%	0.85	0.89	-4.08%													
				800	39.61	41.71	-5.02%	0.90	0.90	0.32%													
SAR 14	7/14/2024	Head	835	835	39.51	41.50	-4.80%	0.91	0.90	1.33%	7/14/2024	D835V2 SN: 4d117	5/11/2025	20.0	1.000	10.000	9.660	3.52%	0.658	6.580	6.270	4.94%	
				805	39.60	41.68	-4.99%	0.90	0.90	0.48%													
				850	39.47	41.50	-4.89%	0.92	0.92	0.24%													
SAR 14	7/17/2024	Head	750	750	40.11	41.96	-4.41%	0.91	0.89	2.24%	7/17/2024	D750V3 SN: 1019	4/13/2025	20.0	0.904	9.040	8.510	6.23%	0.598	5.980	5.590	6.98%	
				860	40.40	42.42	-4.77%	0.88	0.89	-0.76%													
				800	39.95	41.71	-4.21%	0.93	0.90	3.39%													
SAR 14	7/17/2024	Head	835	835	39.89	41.50	-3.88%	0.94	0.90	4.62%	7/17/2024	D835V2 SN: 4d117	5/11/2025	20.0	1.020	10.200	9.660	5.59%	0.669	6.690	6.270	6.70%	
				805	39.95	41.68	-4.15%	0.93	0.90	3.53%													
				850	39.83	41.50	-4.02%	0.95	0.92	3.72%													
SAR 14	7/21/2024	Head	750	750	40.21	41.96	-4.17%	0.89	0.89	-0.34%	7/21/2024	D750V3 SN: 1019	4/13/2025	20.0	0.900	9.000	8.510	5.76%	0.594	5.940	5.590	6.26%	
				860	40.50	42.42	-4.53%	0.86	0.89	-3.13%													
				800	40.04	41.71	-3.99%	0.91	0.90	1.08%													
SAR 14	7/21/2024	Head	835	835	39.98	41.50	-3.66%	0.92	0.90	2.11%	7/21/2024	D835V2 SN: 4d117	5/11/2025	20.0	1.020	10.200	9.660	5.59%	0.668	6.680	6.270	6.54%	
				805	40.03	41.68	-3.96%	0.91	0.90	1.23%													
				850	39.93	41.50	-3.78%	0.92	0.92	1.07%													
SAR 14	7/24/2024	Head	750	750	39.99	41.96	-4.70%	0.91	0.89	2.21%	7/24/2024	D750V3 SN: 1019	4/13/2025	20.0	0.816	8.160	8.510	-4.11%	0.545	5.450	5.590	-2.50%	
				860	40.34	42.42	-4.91%	0.88	0.89	-0.59%													
				800	39.78	41.71	-4.62%	0.93	0.90	3.71%													
SAR 14	7/24/2024	Head	835	835	39.70	41.50	-4.34%	0.94	0.90	4.62%	7/24/2024	D835V2 SN: 4d117	5/11/2025	20.0	1.010	10.100	9.660	4.55%	0.671	6.710	6.270	7.02%	
				805	39.77	41.68	-4.58%	0.93	0.90	3.86%													
				850	39.66	41.50	-4.43%	0.95	0.92	3.46%													

Liquid Check										System Check													
SAR Lab	Date	Tissue Type	Band (MHz)	Freq. (MHz)	Relative Permittivity (εr)			Conductivity (σ)			Date	Dipole Type & Serial Number	Dipole Cal. Due Date	Input Power (dBm)	Measured results for 1-g SAR				Measured results for 10-g SAR				Plot No.
					Measured	Target	Delta	Measured	Target	Delta					Meas. Zoom Scan	Normalize to 1 W	Target (Ref. Value)	Delta ±10%	Meas. Zoom Scan	Normalize to 1 W	Target (Ref. Value)	Delta ±10%	
SAR 15	6/28/2024	Head	750	750	40.89	41.96	-2.55%	0.86	0.89	-3.70%	6/28/2024	D750V3 SN: 1019	4/13/2025	15.0	0.254	8.032	8.510	-5.61%	0.172	5.439	5.590	-2.70%	54
				800	40.70	41.71	-2.41%	0.87	0.90	-3.00%													
				835	40.72	41.50	-1.88%	0.89	0.90	-1.11%													
SAR 15	6/28/2024	Head	835	805	40.71	41.68	-2.33%	0.88	0.90	-1.93%	6/28/2024	D835V2 SN: 4d117	5/11/2025	15.0	0.306	9.677	9.660	0.17%	0.205	6.483	6.270	3.39%	
				850	40.67	41.50	-2.00%	0.89	0.92	-2.73%													
				750	43.18	41.96	2.90%	0.91	0.89	1.38%													
SAR 15	7/2/2024	Head	750	660	43.49	42.42	2.51%	0.88	0.89	-1.13%	7/2/2024	D750V3 SN: 1019	4/13/2025	20.0	0.875	8.750	8.510	2.82%	0.593	5.930	5.590	6.08%	
				800	43.04	41.71	3.20%	0.92	0.90	2.51%													
				835	43.00	41.50	3.61%	0.93	0.90	3.67%													
SAR 15	7/2/2024	Head	835	805	43.04	41.68	3.26%	0.92	0.90	2.66%	7/2/2024	D835V2 SN: 4d117	5/11/2025	20.0	1.010	10.100	9.660	4.55%	0.680	6.800	6.270	8.45%	55
				850	42.94	41.50	3.47%	0.94	0.92	2.58%													
				750	42.95	41.96	2.36%	0.90	0.89	0.65%													
SAR 15	7/6/2024	Head	750	660	43.25	42.42	1.95%	0.87	0.89	-2.01%	7/6/2024	D750V3 SN: 1019	4/13/2025	20.0	0.848	8.480	8.510	-0.35%	0.573	5.730	5.590	2.50%	
				800	42.74	41.71	2.48%	0.92	0.90	2.17%													
				835	42.67	41.50	2.82%	0.93	0.90	2.91%													
SAR 15	7/6/2024	Head	835	805	42.73	41.68	2.52%	0.92	0.90	2.28%	7/6/2024	D835V2 SN: 4d117	5/11/2025	20.0	0.978	9.780	9.660	1.24%	0.657	6.570	6.270	4.78%	
				850	42.64	41.50	2.75%	0.93	0.92	1.78%													
				1750	41.36	40.08	3.18%	1.28	1.37	-6.50%													
SAR 15	7/9/2024	Head	1750	1695	41.47	40.17	3.24%	1.26	1.34	-6.05%	7/9/2024	D1750V2 SN: 1053	10/13/2024	20.0	3.490	34.900	36.600	-4.64%	1.920	19.200	19.300	-0.52%	56
				1780	41.32	40.04	3.20%	1.29	1.39	-6.92%													
				1900	41.44	40.00	3.60%	1.35	1.40	-3.29%													
SAR 15	7/9/2024	Head	1900	1850	41.45	40.00	3.63%	1.32	1.40	-5.79%	7/9/2024	D1900V2 SN: 5d140	4/14/2025	20.0	4.050	40.500	39.400	2.79%	2.170	21.700	20.600	5.34%	57
				1920	41.40	40.00	3.50%	1.37	1.40	-2.29%													
				2300	41.72	39.47	5.69%	1.76	1.66	5.73%													
SAR 15	7/12/2024	Head	2300	2350	41.61	39.38	5.65%	1.80	1.71	5.17%	7/12/2024	D2300V2 SN: 1058	10/13/2024	20.0	4.730	47.300	48.500	-2.47%	2.270	22.700	23.600	-3.81%	
				2400	41.54	39.30	5.71%	1.83	1.75	4.53%													
				2600	41.21	39.01	5.64%	1.99	1.96	1.37%													
SAR 15	7/12/2024	Head	2600	2495	41.39	39.14	5.74%	1.90	1.85	2.94%	7/12/2024	D2600V2 SN: 1006	10/13/2024	20.0	5.170	51.700	56.100	-7.84%	2.340	23.400	25.400	-7.87%	58
				2690	41.08	38.90	5.61%	2.06	2.06	0.22%													
				2300	41.75	39.47	5.77%	1.70	1.66	2.36%													
SAR 15	7/16/2024	Head	2300	2350	41.66	39.38	5.78%	1.74	1.71	2.07%	7/16/2024	D2300V2 SN: 1058	10/13/2024	20.0	4.620	46.200	48.500	-4.74%	2.220	22.200	23.600	-5.93%	
				2400	41.57	39.30	5.78%	1.79	1.75	1.90%													
				2600	41.20	39.01	5.61%	1.95	1.96	-0.67%													
SAR 15	7/16/2024	Head	2600	2495	41.37	39.14	5.69%	1.86	1.85	0.56%	7/16/2024	D2600V2 SN: 1036	4/11/2025	20.0	5.150	51.500	55.400	-7.04%	2.330	23.300	24.900	-6.43%	
				2690	41.03	38.90	5.48%	2.03	2.06	-1.62%													
				2300	41.77	39.47	5.82%	1.62	1.66	-2.81%													
SAR 15	7/18/2024	Head	2300	2350	41.67	39.38	5.80%	1.65	1.71	-3.26%	7/18/2024	D2300V2 SN: 1058	10/13/2024	20.0	4.510	45.100	48.500	-7.01%	2.230	22.300	23.600	-5.51%	59
				2400	41.59	39.30	5.84%	1.69	1.75	-3.69%													
				2600	41.28	39.01	5.82%	1.84	1.96	-6.28%													
SAR 15	7/18/2024	Head	2600	2495	41.43	39.14	5.84%	1.76	1.85	-5.01%	7/18/2024	D2600V2 SN: 1036	4/11/2025	20.0	5.010	50.100	55.400	-9.57%	2.330	23.300	24.900	-6.43%	60
				2690	41.13	38.90	5.74%	1.91	2.06	-7.06%													
				2300	40.73	39.47	3.19%	1.58	1.66	-4.91%													
SAR 15	7/21/2024	Head	2300	2350	40.84	39.38	3.19%	1.62	1.71	-5.14%	7/21/2024	D2300V2 SN: 1058	10/13/2024	20.0	4.690	46.900	48.500	-3.30%	2.310	23.100	23.600	-2.12%	
				2400	40.52	39.30	3.11%	1.66	1.75	-5.52%													
				2600	40.60	39.01	4.07%	1.86	1.96	-5.46%													
SAR 15	7/21/2024	Head	2600	2495	40.73	39.14	4.05%	1.77	1.85	-4.52%	7/21/2024	D2600V2 SN: 1036	4/11/2025	20.0	5.400	54.000	55.400	-2.53%	2.510	25.100	24.900	0.80%	
				2690	40.44	38.90	3.97%	1.94	2.06	-5.90%													
				2300	40.77	39.47	3.29%	1.59	1.66	-4.25%													
SAR 15	7/24/2024	Head	2300	2350	40.71	39.38	3.37%	1.62	1.71	-4.90%	7/24/2024	D2300V2 SN: 1002	4/11/2025	20.0	4.630	46.300	48.700	-4.93%	2.290	22.900	23.800	-3.78%	61
				2400	40.63	39.30	3.39%	1.66	1.75	-5.40%													
				2600	41.38	39.01	6.07%	1.84	1.96	-6.02%													
SAR 15	7/24/2024	Head	2600	2495	41.54	39.14	6.12%	1.76	1.85	-4.85%	7/24/2024	D2600V2 SN: 1036	4/11/2025	20.0	5.350	53.500	55.400	-3.43%	2.480	24.800	24.900	-0.40%	
				2690	41.24	38.90	6.02%	1.92	2.06	-6.97%													

Liquid Check											System Check												
SAR Lab	Date	Tissue Type	Band (MHz)	Freq. (MHz)	Relative Permittivity (εr)			Conductivity (σ)			Date	Dipole Type & Serial Number	Dipole Cal. Due Date	Input Power (dBm)	Measured results for 1-g SAR				Measured results for 10-g SAR				Plot No.
					Measured	Target	Delta	Measured	Target	Delta					Meas. Zoom Scan	Normalize to 1 W	Target (Ref. Value)	Delta ±10%	Meas. Zoom Scan	Normalize to 1 W	Target (Ref. Value)	Delta ±10%	
SAR 16	6/28/2024	Head	2450	2450	38.49	39.20	-1.81%	1.78	1.80	-1.11%	6/28/2024	D2450V2 SN: 748	2/8/2025	15.0	1.660	52.494	51.700	1.54%	0.770	24.350	24.200	0.62%	
				2400	38.58	39.30	-1.82%	1.74	1.75	-0.44%													
				2500	38.41	39.14	-1.86%	1.82	1.85	-2.05%													
SAR 16	6/30/2024	Head	2450	2450	37.26	39.20	-4.95%	1.84	1.80	2.17%	6/30/2024	D2450V2 SN: 748	2/8/2025	20.0	5.350	53.500	51.700	3.48%	2.480	24.800	24.200	2.48%	
				2400	37.34	39.30	-4.98%	1.80	1.75	2.87%													
				2500	37.18	39.14	-5.00%	1.88	1.85	1.24%													
SAR 16	7/6/2024	Head	2450	2450	37.89	39.20	-3.34%	1.86	1.80	3.33%	7/6/2024	D2450V2 SN: 748	2/8/2025	20.0	5.160	51.600	51.700	-0.19%	2.390	23.900	24.200	-1.24%	
				2400	38.00	39.30	-3.30%	1.82	1.75	4.02%													
				2500	37.80	39.14	-3.42%	1.89	1.85	2.05%													
SAR 16	7/11/2024	Head	2300	2300	38.18	39.47	-3.27%	1.72	1.66	3.08%	7/11/2024	D2300V2 SN: 1002	4/11/2025	20.0	5.320	53.200	48.700	9.24%	2.540	25.400	23.800	6.72%	62
				2350	38.06	39.38	-3.36%	1.75	1.71	2.42%													
				2400	38.00	39.30	-3.30%	1.78	1.75	1.73%													
SAR 16	7/11/2024	Head	2600	2600	37.68	39.01	-3.41%	1.93	1.96	-1.54%	7/11/2024	D2600V2 SN: 1036	4/11/2025	20.0	5.950	59.500	55.400	7.40%	2.670	26.700	24.900	7.23%	63
				2495	37.86	39.14	-3.28%	1.85	1.85	0.07%													
				2690	37.55	38.90	-3.46%	2.00	2.06	-2.74%													
SAR 16	7/14/2024	Head	2450	2450	38.60	39.20	-1.53%	1.81	1.80	0.28%	7/14/2024	D2450V2 SN: 748	2/8/2025	20.0	5.080	50.800	51.700	-1.74%	2.360	23.600	24.200	-2.48%	
				2400	38.69	39.30	-1.54%	1.77	1.75	0.88%													
				2500	38.51	39.14	-1.60%	1.84	1.85	-0.70%													
SAR 16	7/18/2024	Head	2450	2450	36.55	39.20	-6.76%	1.79	1.80	-0.67%	7/18/2024	D2450V2 SN: 748	2/8/2025	20.0	5.480	54.800	51.700	6.00%	2.540	25.400	24.200	4.96%	64
				2400	36.64	39.30	-6.76%	1.75	1.75	0.08%													
				2500	36.46	39.14	-6.84%	1.82	1.85	-1.62%													
SAR 16	7/21/2024	Head	2450	2450	41.46	39.20	5.77%	1.87	1.80	3.89%	7/21/2024	D2450V2 SN: 748	2/8/2025	20.0	5.450	54.500	51.700	5.42%	2.520	25.200	24.200	4.13%	
				2400	41.57	39.30	5.78%	1.84	1.75	4.76%													
				2500	41.38	39.14	5.73%	1.91	1.85	2.75%													

Liquid Check											System Check												
SAR Lab	Date	Tissue Type	Band (MHz)	Freq. (MHz)	Relative Permittivity (εr)			Conductivity (σ)			Date	Dipole Type & Serial Number	Dipole Cal. Due Date	Input Power (dBm)	Measured results for 1-g SAR				Measured results for 10-g SAR				Plot No.
					Measured	Target	Delta	Measured	Target	Delta					Meas. Zoom Scan	Normalize to 1 W	Target (Ref. Value)	Delta ±10%	Meas. Zoom Scan	Normalize to 1 W	Target (Ref. Value)	Delta ±10%	
SAR 17	6/27/2024	Head	750	750	40.09	41.96	-4.46%	0.91	0.89	1.60%	6/27/2024	D750V3 SN: 1019	4/13/2025	20.0	0.876	8.760	8.510	2.94%	0.573	5.730	5.590	2.50%	
				860	40.40	42.42	-4.77%	0.88	0.89	-1.17%													
				800	39.94	41.71	-4.23%	0.91	0.90	1.17%													
SAR 17	6/27/2024	Head	835	835	39.83	41.50	-4.02%	0.93	0.90	3.88%	6/27/2024	D835V2 SN: 4d117	5/11/2025	20.0	1.030	10.300	9.660	6.63%	0.670	6.700	6.270	6.86%	
				805	39.93	41.68	-4.20%	0.93	0.90	3.16%													
				850	39.79	41.50	-4.12%	0.94	0.92	2.72%													
SAR 17	6/30/2024	Head	750	750	39.90	41.96	-4.91%	0.91	0.89	1.70%	6/30/2024	D750V3 SN: 1019	4/13/2025	20.0	0.895	8.950	8.510	5.17%	0.586	5.860	5.590	4.83%	65
				860	40.23	42.42	-5.17%	0.88	0.89	-1.09%													
				800	39.73	41.71	-4.74%	0.93	0.90	3.39%													
SAR 17	6/30/2024	Head	835	835	39.67	41.50	-4.41%	0.94	0.90	4.89%	6/30/2024	D835V2 SN: 4d117	5/11/2025	20.0	1.060	10.600	9.660	9.73%	0.689	6.890	6.270	9.89%	66
				805	39.73	41.68	-4.68%	0.93	0.90	3.55%													
				850	39.62	41.50	-4.53%	0.96	0.92	4.59%													
SAR 17	7/3/2024	Head	750	750	40.48	41.96	-3.53%	0.93	0.89	4.43%	7/3/2024	D750V3 SN: 1071	11/7/2024	20.0	0.913	9.130	8.490	7.54%	0.596	5.960	5.570	7.00%	
				860	40.72	42.42	-4.01%	0.90	0.89	1.69%													
				800	40.28	41.71	-3.42%	0.95	0.90	5.92%													
SAR 17	7/3/2024	Head	835	835	40.22	41.50	-3.08%	0.96	0.90	6.87%	7/3/2024	D835V2 SN: 4D117	5/11/2025	20.0	1.050	10.500	9.660	8.70%	0.682	6.820	6.270	8.77%	
				805	40.28	41.68	-3.36%	0.95	0.90	6.06%													
				850	40.17	41.50	-3.20%	0.97	0.92	5.67%													
SAR 17	7/3/2024	Head	1900	1850	38.31	40.00	-4.22%	1.40	1.40	0.21%	7/3/2024	D1900V2 SN: 5d140	4/14/2025	20.0	4.120	41.200	39.400	4.57%	2.130	21.300	20.600	3.40%	
				1920	38.16	40.00	-4.60%	1.44	1.40	2.71%													
				750	43.35	41.96	3.31%	0.91	0.89	1.78%													
SAR 17	7/7/2024	Head	750	660	43.71	42.42	3.03%	0.87	0.89	-1.51%	7/7/2024	D750V3 SN: 1071	11/7/2024	20.0	0.890	8.900	8.490	4.83%	0.585	5.850	5.570	5.03%	
				800	43.17	41.71	3.51%	0.93	0.90	3.71%													
				835	43.06	41.50	3.76%	0.94	0.90	4.99%													
SAR 17	7/7/2024	Head	835	805	43.16	41.68	3.55%	0.93	0.90	3.91%	7/7/2024	D835V2 SN: 4D117	5/11/2025	20.0	1.040	10.400	9.660	7.66%	0.677	6.770	6.270	7.97%	
				850	43.00	41.50	3.61%	0.95	0.92	3.96%													
				1900	41.17	40.00	2.93%	1.46	1.40	4.57%													
SAR 17	7/7/2024	Head	1900	1850	41.29	40.00	3.23%	1.43	1.40	2.29%	7/7/2024	D1900V2 SN: 5d140	4/14/2025	20.0	4.160	41.600	39.400	5.58%	2.160	21.600	20.600	4.85%	
				1920	41.12	40.00	2.80%	1.48	1.40	5.43%													
				750	39.87	41.96	-4.98%	0.93	0.89	3.99%													
SAR 17	7/11/2024	Head	750	660	40.19	42.42	-5.26%	0.89	0.89	0.94%	7/11/2024	D750V3 SN: 1071	11/7/2024	20.0	0.926	9.260	8.490	9.07%	0.609	6.090	5.570	9.34%	67
				800	39.64	41.71	-4.95%	0.95	0.90	5.46%													
				835	39.65	41.50	-4.46%	0.96	0.90	6.17%													
SAR 17	7/11/2024	Head	835	805	39.65	41.68	-4.87%	0.95	0.90	5.55%	7/11/2024	D835V2 SN: 4D117	5/11/2025	20.0	1.050	10.500	9.660	8.70%	0.684	6.840	6.270	9.09%	
				850	39.61	41.50	-4.55%	0.96	0.92	5.11%													
				1900	37.44	40.00	-6.40%	1.45	1.40	3.64%													
SAR 17	7/11/2024	Head	1900	1850	37.51	40.00	-6.23%	1.42	1.40	1.57%	7/11/2024	D1900V2 SN: 5d140	4/14/2025	20.0	4.170	41.700	39.400	5.84%	2.170	21.700	20.600	5.34%	
				1920	37.41	40.00	-6.48%	1.46	1.40	4.50%													
				1750	40.39	40.08	0.76%	1.37	1.37	-0.14%													
SAR 17	7/14/2024	Head	1750	1695	40.45	40.17	0.70%	1.34	1.34	-0.15%	7/14/2024	D1750V2 SN: 1053	10/13/2024	20.0	3.590	35.900	36.600	-1.91%	1.900	19.000	19.300	-1.55%	68
				1780	40.34	40.04	0.75%	1.39	1.39	-0.06%													
				1900	40.09	40.00	0.23%	1.45	1.40	3.86%													
SAR 17	7/14/2024	Head	1900	1850	40.20	40.00	0.50%	1.43	1.40	1.93%	7/14/2024	D1900V2 SN: 5d140	4/14/2025	20.0	4.080	40.800	39.400	3.55%	2.120	21.200	20.600	2.91%	
				1920	40.05	40.00	0.12%	1.46	1.40	4.57%													
				1750	37.74	40.08	-5.85%	1.33	1.37	-2.55%													
SAR 17	7/17/2024	Head	1750	1695	37.81	40.17	-5.87%	1.31	1.34	-2.16%	7/17/2024	D1750V2 SN: 1053	10/13/2024	20.0	3.650	36.500	36.600	-0.27%	1.930	19.300	19.300	0.00%	
				1780	37.37	40.04	-6.66%	1.35	1.39	-2.66%													
				1900	37.55	40.00	-6.13%	1.42	1.40	1.57%													
SAR 17	7/17/2024	Head	1900	1850	37.65	40.00	-5.88%	1.39	1.40	-0.43%	7/17/2024	D1900V2 SN: 5d140	4/14/2025	20.0	4.280	42.800	39.400	8.63%	2.220	22.200	20.600	7.77%	69
				1920	37.51	40.00	-6.23%	1.43	1.40	2.36%													
				2600	36.51	39.01	-6.41%	1.89	1.96	-3.73%													
SAR 17	7/17/2024	Head	2600	2495	36.66	39.14	-6.34%	1.81	1.85	-2.36%	7/17/2024	D2600V2 SN: 1036	4/11/2025	20.0	5.700	57.000	55.400	2.89%	2.580	25.800	24.900	3.61%	70
				2690	36.33	38.90	-6.60%	1.96	2.06	-4.78%													
				1750	41.48	40.08	3.48%	1.38	1.37	0.81%													
SAR 17	7/21/2024	Head	1750	1695	41.61	40.17	3.59%	1.35	1.34	0.98%	7/21/2024	D1750V2 SN: 1053	10/13/2024	20.0	3.610	36.100	36.600	-1.37%	1.920	19.200	19.300	-0.52%	
				1780	41.47	40.04	3.58%	1.38	1.39	-0.21%													
				1900	41.30	40.00	3.25%	1.47	1.40	4.79%													
SAR 17	7/21/2024	Head	1900	1850	41.35	40.00	3.38%	1.43	1.40	2.36%	7/21/2024	D1900V2 SN: 5d140	4/14/2025	20.0	4.230	42.300	39.400	7.36%	2.190	21.900	20.600	6.31%	
				1920	41.24	40.00	3.10%	1.48	1.40	5.79%													
				2600	40.20	39.01	3.05%	1.96	1.96	0.04%													
SAR 17	7/21/2024	Head	2600	2495	40.32	39.14	3.01%	1.88	1.85	1.48%	7/21/2024	D2600V2 SN: 1036	4/11/2025	20.0	5.600	56.000	55.400	1.08%	2.520	25.200	24.900	1.20%	
				2690	40.03	38.90	2.91%	2.04	2.06	-0.80%													
				1750	37.75	40.08	-5.82%	1.39	1.37	1.17%													
SAR 17	7/24/2024	Head	1750	1695	37.84	40.17	-5.80%	1.36	1.34	1.50%	7/24/2024	D1750V2 SN: 1053	10/13/2024	20.0	3.660	36.600	36.600	0.00%	1.940	19.400	19.300	0.52%	
				1780	37.72	40.04	-5.79%	1.40	1.39	0.95%													
				1900	37.58	40.00	-6.05%	1.47	1.40	4.64%													
SAR 17	7/24/2024	Head	1900	1850	37.64	40.00	-5.90%	1.44	1.40	2.64%	7/24/2024	D1900V2 SN: 5d140	4/14/2025	20.0	4.160	41.600	39.400	5.58%	2.160	21.600	20.600	4.85%	
				1920	37.55	40.00	-6.13%	1.48	1.40	5.36%													

SAR Lab	Date	Tissue Type	Band (MHz)	Liquid Check									System Check											Plot No.
				Relative Permittivity (ε _r)			Conductivity (σ)			Date	Dipole Type & Serial Number	Dipole Cal. Due Date	Input Power (dBm)	Measured results for 1-g SAR			Measured results for 10-g SAR							
				Measured	Target	Delta	Measured	Target	Delta					Meas. Zoom Scan	Normalize to 1 W	Target (Ref. Value)	Delta ±10%	Meas. Zoom Scan	Normalize to 1 W	Target (Ref. Value)	Delta ±10%			
SAR 18	6/27/2024	Head	1750	1750	42.00	40.08	4.78%	1.35	1.37	-1.39%	6/27/2024	D1750V2 SN: 1053	10/13/2024	15.0	1.130	35.734	36.600	-2.37%	0.603	19.069	19.300	-1.20%		
				1695	42.06	40.17	4.71%	1.32	1.34	-1.34%														
				1780	41.97	40.04	4.62%	1.37	1.39	-1.15%														
SAR 18	6/27/2024	Head	1900	1900	41.76	40.00	4.40%	1.44	1.40	2.86%	6/27/2024	D1900V2 SN: 5d140	4/14/2025	15.0	1.350	42.691	39.400	8.35%	0.700	22.136	20.600	7.46%		
				1850	41.84	40.00	4.60%	1.41	1.40	0.71%														
				1920	41.74	40.00	4.35%	1.46	1.40	4.29%														
SAR 18	6/27/2024	Head	2450	2450	41.05	39.20	4.72%	1.82	1.80	1.11%	6/27/2024	D2450V2 SN: 748	2/8/2025	20.0	5.430	54.300	51.700	5.03%	2.530	25.300	24.200	4.55%		
				2500	40.96	39.14	4.66%	1.86	1.85	0.32%														
				1750	41.45	40.08	3.41%	1.30	1.37	-5.18%														
SAR 18	6/30/2024	Head	1750	1695	41.51	40.17	3.34%	1.27	1.34	-5.30%	6/30/2024	D1750V2 SN: 1053	10/13/2024	20.0	3.700	37.000	36.600	1.09%	2.000	20.000	19.300	3.63%		
				1780	41.44	40.04	3.50%	1.30	1.39	-6.13%														
				1900	41.16	40.00	2.90%	1.38	1.40	-1.21%														
SAR 18	6/30/2024	Head	1900	1850	41.24	40.00	3.10%	1.36	1.40	-2.93%	6/30/2024	D1900V2 SN: 5d140	4/14/2025	20.0	4.150	41.500	39.400	5.33%	2.200	22.000	20.600	6.80%		
				1920	41.14	40.00	2.85%	1.39	1.40	-0.50%														
				2450	40.42	39.20	3.11%	1.77	1.80	-1.78%														
SAR 18	6/30/2024	Head	2450	2400	40.49	39.30	3.04%	1.73	1.75	-1.24%	6/30/2024	D2450V2 SN: 748	2/8/2025	20.0	5.340	53.400	51.700	3.29%	2.540	25.400	24.200	4.96%		
				2500	40.34	39.14	3.07%	1.81	1.85	-2.48%														
				1750	40.16	40.08	0.19%	1.38	1.37	1.02%														
SAR 18	7/4/2024	Head	1750	1695	40.22	40.17	0.13%	1.35	1.34	0.90%	7/4/2024	D1750V2 SN: 1053	10/13/2024	20.0	3.780	37.800	36.600	3.28%	2.010	20.100	19.300	4.15%		
				1780	40.10	40.04	0.15%	1.40	1.39	1.09%														
				1900	39.84	40.00	-0.40%	1.48	1.40	5.50%														
SAR 18	7/4/2024	Head	1900	1850	39.92	40.00	-0.20%	1.44	1.40	3.00%	7/4/2024	D1900V2 SN: 5d140	4/14/2025	20.0	4.290	42.900	39.400	8.88%	2.220	22.200	20.600	7.77%		
				1920	39.81	40.00	-0.47%	1.48	1.40	5.50%														
				2450	39.00	39.20	-0.51%	1.84	1.80	2.17%														
SAR 18	7/4/2024	Head	2450	2400	39.08	39.30	-0.55%	1.80	1.75	2.93%	7/4/2024	D2450V2 SN: 748	2/8/2025	20.0	5.460	54.600	51.700	5.61%	2.550	25.500	24.200	5.37%		
				2500	38.90	39.14	-0.61%	1.88	1.85	1.24%														
				1750	39.86	40.08	-0.56%	1.35	1.37	-1.53%														
SAR 18	7/7/2024	Head	1750	1695	39.94	40.17	-0.57%	1.32	1.34	-1.27%	7/7/2024	D1750V2 SN: 1053	10/13/2024	20.0	3.860	38.600	36.600	5.46%	2.090	20.900	19.300	8.29%		
				1780	39.82	40.04	-0.55%	1.37	1.39	-1.44%														
				1900	39.58	40.00	-1.05%	1.44	1.40	3.00%														
SAR 18	7/7/2024	Head	1900	1850	39.70	40.00	-0.75%	1.41	1.40	0.86%	7/7/2024	D1900V2 SN: 5d140	4/14/2025	20.0	4.240	42.400	39.400	7.61%	2.230	22.300	20.600	8.25%		
				1920	39.53	40.00	-1.16%	1.45	1.40	3.86%														
				2450	38.56	39.20	-1.63%	1.81	1.80	0.67%														
SAR 18	7/7/2024	Head	2450	2400	38.66	39.30	-1.62%	1.78	1.75	1.99%	7/7/2024	D2450V2 SN: 748	2/8/2025	20.0	5.560	55.600	51.700	7.54%	2.640	26.400	24.200	9.09%		
				2500	38.47	39.14	-1.70%	1.85	1.85	-0.33%														
				1750	41.24	40.08	2.88%	1.39	1.37	1.24%														
SAR 18	7/11/2024	Head	1750	1695	41.36	40.17	2.96%	1.36	1.34	1.42%	7/11/2024	D1750V2 SN: 1053	10/13/2024	20.0	3.710	37.100	36.600	1.37%	1.980	19.800	19.300	2.59%		
				1780	41.19	40.04	2.88%	1.40	1.39	0.95%														
				1900	41.05	40.00	2.62%	1.47	1.40	5.00%														
SAR 18	7/11/2024	Head	1900	1850	41.12	40.00	2.80%	1.44	1.40	2.86%	7/11/2024	D1900V2 SN: 5d140	4/14/2025	20.0	4.320	43.200	39.400	9.64%	2.230	22.300	20.600	8.25%		
				1920	41.02	40.00	2.55%	1.48	1.40	5.86%														
				2450	40.23	39.20	2.63%	1.84	1.80	1.94%														
SAR 18	7/11/2024	Head	2450	2400	40.31	39.30	2.56%	1.80	1.75	2.70%	7/11/2024	D2450V2 SN: 748	2/8/2025	20.0	5.450	54.500	51.700	5.42%	2.540	25.400	24.200	4.96%		
				2500	40.15	39.14	2.59%	1.87	1.85	0.97%														
				3500	38.48	37.93	1.45%	2.69	2.91	-7.68%														
SAR 18	7/11/2024	Head	3500	3400	38.65	38.04	1.59%	2.61	2.81	-7.24%	7/12/2024	D3500V2 SN: 1060	2/7/2025	20.0	6.170	61.700	65.700	-6.09%	2.410	24.100	24.900	-3.21%		
				3700	38.17	37.70	1.24%	2.86	3.12	-8.29%														
				3900	37.89	37.47	1.11%	3.04	3.32	-8.40%														
SAR 18	7/11/2024	Head	3900	3800	38.03	37.59	1.18%	2.95	3.22	-8.44%	7/12/2024	D3900V2 SN: 1102	10/24/2024	20.0	6.960	69.600	69.300	0.43%	2.510	25.100	24.100	4.15%		
				4000	37.76	37.36	1.07%	3.14	3.42	-8.36%														
				3500	39.44	37.93	3.98%	2.80	2.91	-3.73%														
SAR 18	7/14/2024	Head	3500	3400	39.63	38.04	4.17%	2.71	2.81	-3.68%	7/14/2024	D3500V2 SN: 1060	2/7/2025	20.0	6.930	69.300	65.700	5.48%	2.710	27.100	24.900	8.84%		
				3700	39.06	37.70	3.60%	3.01	3.12	-3.44%														
				3900	38.68	37.47	3.22%	3.22	3.32	-2.92%														
SAR 18	7/14/2024	Head	3900	3800	38.86	37.59	3.39%	3.12	3.22	-3.22%	7/14/2024	D3900V2 SN: 1102	10/24/2024	20.0	7.190	71.900	69.300	3.75%	2.590	25.900	24.100	7.47%		
				4000	38.50	37.36	3.05%	3.33	3.42	-2.66%														
				1750	42.03	40.08	4.85%	1.39	1.37	1.24%														
SAR 18	7/17/2024	Head	1750	1695	42.09	40.17	4.78%	1.36	1.34	1.57%	7/17/2024	D1750V2 SN: 1053	10/13/2024	20.0	3.770	37.700	36.600	3.01%	2.000	20.000	19.300	3.63%		
				1780	42.03	40.04	4.97%	1.39	1.39	0.15%														
				1900	41.84	40.00	4.60%	1.48	1.40	5.79%														
SAR 18	7/17/2024	Head	1900	1850	41.93	40.00	4.83%	1.45	1.40	3.64%	7/17/2024	D1900V2 SN: 5d140	4/14/2025	20.0	4.320	43.200	39.400	9.64%	2.240	22.400	20.600	8.74%		
				1920	41.81	40.00	4.53%	1.49	1.40	6.64%														
				2450	40.97	39.20	4.52%	1.87	1.80	3.72%														
SAR 18	7/17/2024	Head	2450	2400	41.05	39.30	4.46%	1.83	1.75	4.47%	7/17/2024	D2450V2 SN: 748	2/8/2025	20.0	5.510	55.100	51.700	6.58%	2.570	25.700	24.200	6.20%		
				2500	40.89	39.14	4.48%	1.90	1.85	2.69%														
				1750	41.56	40.08	3.68%	1.30	1.37	-4.97%														
SAR 18	7/21/2024	Head	1750	1695	41.69	40.17	3.79%	1.27	1.34	-4.93%	7/21/2024	D1750V2 SN: 1053	10/13/2024	20.0	3.650	36.500	36.600	-0.27%	1.970	19.700	19.300	2.07%		
				1780	41.55	40.04	3.78%	1.30	1.39	-5.98%														
				1900	41.38	40.00	3.45%	1.39	1.40	-1.00%														
SAR 18	7/21/2024	Head	1900	1850	41.44	40.00	3.60%	1.35	1.40	-3.43%	7/21/2024	D1900V2 SN: 5d140	4/14/2025	20.0	4.190	41.900	39.400	6.35%	2.210	22.100	20.600	7.28%		
				1920	41.33	40.00	3.33%	1.40	1.40	0.00%														
				2450	40.50	39.20	3.32%	1.76	1.80	-2.50%														
SAR 18	7/21/2024	Head	2450	2400	40.60	39.30	3.32%	1.72	1.75	-1.69%	7/21/2024	D2450V2 SN: 748	2/8/2025	20.0	5.330	53.300	51.700	3.09%	2.530	25.300	24.200	4.55%		
				2500	40.43	39.14	3.30%	1.79	1.85	-3.56%														
				1750	38.8																			

Liquid Check										System Check													
SAR Lab	Date	Tissue Type	Band (MHz)	Freq. (MHz)	Relative Permittivity (εr)			Conductivity (σ)			Date	Dipole Type & Serial Number	Dipole Cal. Due Date	Input Power (dBm)	Measured results for 1-g SAR				Measured results for 10-g SAR				Plot No.
					Measured	Target	Delta	Measured	Target	Delta					Meas. Zoom Scan	Normalize to 1 W	Target (Ref. Value)	Delta ±10%	Meas. Zoom Scan	Normalize to 1 W	Target (Ref. Value)	Delta ±10%	
SAR 19	6/27/2024	Head	1750	1750	38.72	40.08	-3.40%	1.37	1.37	0.22%	6/27/2024	D1750V2 SN: 1053	10/13/2024	20.0	3.730	37.300	36.600	1.91%	1.980	19.800	19.300	2.59%	
				1695	38.78	40.17	-3.46%	1.34	1.34	0.45%													
				1780	38.72	40.04	-3.29%	1.38	1.39	-0.79%													
SAR 19	6/27/2024	Head	1900	1900	38.46	40.00	-3.85%	1.46	1.40	4.36%	6/27/2024	D1900V2 SN: 5d140	4/14/2025	20.0	3.920	39.200	39.400	-0.51%	2.020	20.200	20.600	-1.94%	
				1850	38.57	40.00	-3.58%	1.43	1.40	2.43%													
				1920	38.43	40.00	-3.93%	1.47	1.40	5.14%													
SAR 19	6/30/2024	Head	1750	1750	37.88	40.08	-5.50%	1.35	1.37	-1.39%	6/30/2024	D1750V2 SN: 1053	10/13/2024	20.0	3.510	35.100	36.600	-4.10%	1.860	18.600	19.300	-3.63%	
				1695	37.94	40.17	-5.55%	1.32	1.34	-1.34%													
				1780	37.83	40.04	-5.52%	1.37	1.39	-1.29%													
SAR 19	6/30/2024	Head	1900	1900	37.58	40.00	-6.05%	1.43	1.40	2.21%	6/30/2024	D1900V2 SN: 5d140	4/14/2025	20.0	3.990	39.900	39.400	1.27%	2.080	20.800	20.600	0.97%	
				1850	37.66	40.00	-5.85%	1.41	1.40	0.57%													
				1920	37.56	40.00	-6.10%	1.44	1.40	2.93%													
SAR 19	7/4/2024	Head	1750	1750	37.85	40.08	-5.57%	1.36	1.37	-0.44%	7/4/2024	D1750V2 SN: 1053	10/13/2024	20.0	3.690	36.900	36.600	0.82%	1.970	19.700	19.300	2.07%	
				1695	37.97	40.17	-5.47%	1.33	1.34	-0.59%													
				1780	37.79	40.04	-5.62%	1.38	1.39	-0.50%													
SAR 19	7/4/2024	Head	1900	1900	37.53	40.00	-6.18%	1.44	1.40	3.07%	7/4/2024	D1900V2 SN: 5d140	4/14/2025	20.0	4.030	40.300	39.400	2.28%	2.100	21.000	20.600	1.94%	
				1850	37.63	40.00	-5.92%	1.42	1.40	1.21%													
				1920	37.49	40.00	-6.27%	1.45	1.40	3.79%													
SAR 19	7/7/2024	Head	1750	1750	38.26	40.08	-4.55%	1.37	1.37	0.37%	7/7/2024	D1750V2 SN: 1053	10/13/2024	20.0	3.510	35.100	36.600	-4.10%	1.890	18.900	19.300	-2.07%	
				1695	38.34	40.17	-4.55%	1.35	1.34	0.68%													
				1780	38.25	40.04	-4.47%	1.38	1.39	-0.64%													
SAR 19	7/7/2024	Head	1900	1900	37.98	40.00	-5.05%	1.47	1.40	4.79%	7/7/2024	D1900V2 SN: 5d140	4/14/2025	20.0	3.910	39.100	39.400	-0.76%	2.050	20.500	20.600	-0.49%	
				1850	38.10	40.00	-4.75%	1.44	1.40	2.64%													
				1920	37.93	40.00	-5.18%	1.48	1.40	5.64%													
SAR 19	7/10/2024	Head	2300	2300	37.12	39.47	-5.96%	1.62	1.66	-2.57%	7/10/2024	D2300V2 SN: 1058	10/13/2024	20.0	4.550	45.500	48.500	-6.19%	2.200	22.000	23.600	-6.78%	76
				2350	37.04	39.38	-5.95%	1.66	1.71	-3.09%													
				2400	36.96	39.30	-5.95%	1.69	1.75	-3.58%													
SAR 19	7/10/2024	Head	1750	1750	37.82	40.08	-5.65%	1.30	1.37	-4.82%	7/13/2024	D1750V2 SN: 1053	10/13/2024	20.0	3.460	34.600	36.600	-5.46%	1.840	18.400	19.300	-4.66%	
				1695	37.94	40.17	-5.55%	1.27	1.34	-4.78%													
				1780	37.77	40.04	-5.67%	1.32	1.39	-5.04%													
SAR 19	7/14/2024	Head	1750	1750	39.54	40.08	-1.36%	1.34	1.37	-2.41%	7/14/2024	D1750V2 SN: 1053	10/13/2024	20.0	3.400	34.000	36.600	-7.10%	1.810	18.100	19.300	-6.22%	
				1695	39.60	40.17	-1.42%	1.31	1.34	-2.39%													
				1780	39.50	40.04	-1.34%	1.35	1.39	-2.30%													
SAR 19	7/14/2024	Head	1900	1900	39.25	40.00	-1.87%	1.42	1.40	1.50%	7/14/2024	D1900V2 SN: 5d140	4/14/2025	20.0	3.820	38.200	39.400	-3.05%	1.980	19.800	20.600	-3.88%	77
				1850	39.35	40.00	-1.63%	1.40	1.40	-0.36%													
				1920	39.21	40.00	-1.98%	1.43	1.40	2.21%													
SAR 19	7/18/2024	Head	1750	1750	37.99	40.08	-5.23%	1.34	1.37	-1.90%	7/18/2024	D1750V2 SN: 1053	10/13/2024	20.0	3.520	35.200	36.600	-3.83%	1.880	18.800	19.300	-2.59%	
				1695	38.05	40.17	-5.28%	1.32	1.34	-1.57%													
				1780	37.97	40.04	-5.17%	1.36	1.39	-1.94%													
SAR 19	7/18/2024	Head	1900	1900	37.73	40.00	-5.68%	1.43	1.40	2.14%	7/18/2024	D1900V2 SN: 5d140	4/14/2025	20.0	3.920	39.200	39.400	-0.51%	2.040	20.400	20.600	-0.97%	
				1850	37.85	40.00	-5.38%	1.40	1.40	0.21%													
				1920	37.69	40.00	-5.78%	1.44	1.40	2.86%													
SAR 19	7/21/2024	Head	1750	1750	42.02	40.08	4.83%	1.36	1.37	-0.36%	7/21/2024	D1750V2 SN: 1053	10/13/2024	20.0	3.560	35.600	36.600	-2.73%	1.900	19.000	19.300	-1.55%	
				1695	42.15	40.17	4.93%	1.34	1.34	-0.22%													
				1780	42.01	40.04	4.92%	1.37	1.39	-1.36%													
SAR 19	7/21/2024	Head	1900	1900	41.84	40.00	4.60%	1.45	1.40	3.64%	7/21/2024	D1900V2 SN: 5d140	4/14/2025	20.0	4.000	40.000	39.400	1.52%	2.080	20.800	20.600	0.97%	
				1850	41.90	40.00	4.75%	1.42	1.40	1.21%													
				1920	41.79	40.00	4.48%	1.47	1.40	4.64%													
SAR 19	7/24/2024	Head	1750	1750	38.51	40.08	-3.93%	1.35	1.37	-1.68%	7/24/2024	D1750V2 SN: 1053	10/13/2024	20.0	3.390	33.900	36.600	-7.38%	1.810	18.100	19.300	-6.22%	78
				1695	38.61	40.17	-3.88%	1.32	1.34	-1.49%													
				1780	38.48	40.04	-3.89%	1.36	1.39	-1.87%													
SAR 19	7/24/2024	Head	1900	1900	38.34	40.00	-4.15%	1.43	1.40	2.00%	7/24/2024	D1900V2 SN: 5d140	4/14/2025	20.0	3.860	38.600	39.400	-2.03%	2.020	20.200	20.600	-1.94%	
				1850	38.40	40.00	-4.00%	1.40	1.40	-0.07%													
				1920	38.32	40.00	-4.20%	1.44	1.40	2.79%													

Liquid Check										System Check																												
SAR Lab	Date	Tissue Type	Band (MHz)	Freq. (MHz)	Relative Permittivity (εr)			Conductivity (σ)			Date	Dipole Type & Serial Number	Dipole Cal. Due Date	Input Power (dBm)	Measured results for 1-g SAR				Measured results for 5-g SAR				Measured results for 10-g SAR				Measured results for APD 4 cm ²			Plot No.								
					Measured	Target	Delta	Measured	Target	Delta					Meas. Zoom Scan	Normalize to 1 W	Target (Ref. Value)	Delta ±10%	Meas. Zoom Scan	Normalize to 1 W	Target (Ref. Value)	Delta ±10%	Meas. Zoom Scan	Normalize to 1 W	Target (Ref. Value)	Delta ±10%	Meas. Zoom Scan	Normalize to 1 W	Target (Ref. Value)		Delta ±10%							
SAR2	6/28/2024	Head	6500	6500	32.73	34.50	-5.12%	6.02	6.07	-0.77%	6/28/2024	D6.5G+V2 SN 1032	1/12/2025	16.0	12.100	303.938	300.000	1.31%	2.710	68.072	67.400	1.00%	2.230	56.015	55.200	1.48%	54.200	1361.442	1340.000	1.60%								
				5900	33.85	35.20	-3.84%	5.25	5.38	-2.36%																						7200	31.58	33.70	-6.29%	6.79	6.89	-1.42%
				6500	33.76	34.50	-2.14%	5.95	6.07	-1.83%																						5900	34.86	35.20	-0.97%	5.19	5.38	-3.55%
SAR2	7/2/2024	Head	6500	6500	32.58	34.50	-5.57%	5.84	6.07	-3.77%	7/2/2024	D6.5G+V2 SN 1032	1/12/2025	19.0	23.400	294.589	300.000	-1.80%	5.280	66.471	67.400	-1.38%	4.330	54.511	55.200	-1.25%	106.000	1334.461	1340.000	-0.41%								
				5900	33.64	35.20	-4.43%	5.12	5.38	-4.91%																						7200	31.50	33.70	-6.53%	6.55	6.89	-5.01%
				6500	33.72	34.50	-2.26%	5.91	6.07	-2.64%																						5900	34.83	35.20	-1.05%	5.19	5.38	-3.53%
SAR2	7/6/2024	Head	6500	6500	32.58	34.50	-5.57%	5.84	6.07	-3.77%	7/6/2024	D6.5G+V2 SN 1032	1/12/2025	19.0	23.000	289.553	300.000	-3.48%	5.160	64.961	67.400	-3.62%	4.230	53.253	55.200	-3.53%	103.000	1296.693	1340.000	-3.23%	79							
				5900	33.64	35.20	-4.43%	5.12	5.38	-4.91%																						7200	31.50	33.70	-6.53%	6.55	6.89	-5.01%
				6500	33.72	34.50	-2.26%	5.91	6.07	-2.64%																						5900	34.83	35.20	-1.05%	5.19	5.38	-3.53%
SAR2	7/10/2024	head	6500	6500	33.43	35.20	-4.97%	5.19	5.38	-3.53%	7/10/2024	D6.5G+V2 SN 1033	3/15/2025	15.0	9.820	310.538	288.000	7.82%	2.250	71.151	64.700	9.97%	1.840	58.186	53.100	9.58%	44.900	1419.863	1300.000	9.22%	80							
				5900	34.63	35.20	-1.62%	5.32	5.38	-1.21%																						7200	32.29	33.70	-4.18%	6.75	6.89	-2.00%
				6500	32.89	34.50	-4.67%	6.39	6.07	5.19%																						5900	34.17	35.20	-2.93%	5.60	5.38	4.00%
SAR2	7/15/2024	Head	6500	6500	33.49	34.50	-2.93%	6.01	6.07	-0.94%	7/15/2024	D6.5G+V2 SN 1033	3/15/2025	20.0	28.600	296.000	288.000	2.78%	6.580	65.800	64.700	1.70%	5.390	53.900	53.100	1.51%	132.000	1320.000	1300.000	1.54%								
				5900	34.63	35.20	-1.62%	5.32	5.38	-1.21%																						7200	32.29	33.70	-4.18%	6.75	6.89	-2.00%
				6500	32.89	34.50	-4.67%	6.39	6.07	5.19%																						5900	34.17	35.20	-2.93%	5.60	5.38	4.00%
SAR2	7/19/2024	Head	6500	6500	33.15	34.50	-3.91%	5.92	6.07	-2.54%	7/19/2024	D6.5G+V2 SN 1033	3/15/2025	20.0	30.900	300.000	288.000	7.29%	6.930	69.300	64.700	7.11%	5.690	56.900	53.100	7.16%	139.000	1390.000	1300.000	6.92%								
				5900	34.27	35.20	-2.64%	5.17	5.38	-3.85%																						7200	32.11	33.70	-4.72%	6.63	6.89	-3.73%
				6500	32.88	34.50	-4.70%	5.91	6.07	-2.57%																						5900	33.56	35.20	-3.92%	5.16	5.38	-4.09%
SAR2	7/23/2024	Head	6500	6500	32.88	34.50	-4.70%	5.91	6.07	-2.57%	7/23/2024	D6.5G+V2 SN 1033	3/15/2025	20.0	29.900	299.000	288.000	3.82%	6.720	67.200	64.700	3.86%	5.510	55.100	53.100	3.77%	134.000	1340.000	1300.000	3.08%								
				5900	34.27	35.20	-2.64%	5.17	5.38	-3.85%																						7200	32.11	33.70	-4.72%	6.63	6.89	-3.73%
				6500	32.88	34.50	-4.70%	5.91	6.07	-2.57%																						5900	33.56	35.20	-3.92%	5.16	5.38	-4.09%
SAR2	7/29/2024	Head	6500	6500	32.88	34.50	-4.70%	5.91	6.07	-2.57%	7/29/2024	D6.5G+V2 SN 1033	3/15/2025	19.0	23.200	232.071	288.000	1.41%	5.180	65.212	64.700	0.79%	4.250	53.504	53.100	0.76%	104.000	1309.282	1300.000	0.71%								
				5900	34.27	35.20	-2.64%	5.17	5.38	-3.85%																						7200	32.11	33.70	-4.72%	6.63	6.89	-3.73%
				6500	32.88	34.50	-4.70%	5.91	6.07	-2.57%																						5900	33.56	35.20	-3.92%	5.16	5.38	-4.09%

Liquid Check										System Check																												
SAR Lab	Date	Tissue Type	Band (MHz)	Freq. (MHz)	Relative Permittivity (εr)			Conductivity (σ)			Date	Dipole Type & Serial Number	Dipole Cal. Due Date	Input Power (dBm)	Measured results for 1-g SAR				Measured results for 5-g SAR				Measured results for 10-g SAR				Measured results for APD 4 cm ²			Plot No.								
					Measured	Target	Delta	Measured	Target	Delta					Meas. Zoom Scan	Normalize to 1 W	Target (Ref. Value)	Delta ±10%	Meas. Zoom Scan	Normalize to 1 W	Target (Ref. Value)	Delta ±10%	Meas. Zoom Scan	Normalize to 1 W	Target (Ref. Value)	Delta ±10%	Meas. Zoom Scan	Normalize to 1 W	Target (Ref. Value)		Delta ±10%							
SAR6	6/28/2024	Head	6500	6500	32.66	34.50	-5.33%	6.21	6.07	2.27%	6/28/2024	D6.5G+V2 SN 1033	3/15/2025	16.0	11.900	298.914	288.000	3.79%	2.690	67.570	64.700	4.44%	2.200	55.262	53.100	4.07%	53.700	1348.883	1300.000	3.76%								
				5900	33.84	35.20	-3.86%	5.42	5.38	0.80%																						7200	31.42	33.70	-6.77%	7.02	6.89	1.83%
				6500	32.80	34.50	-4.93%	5.97	6.07	-1.65%																						5900	32.80	34.50	-4.93%	5.97	6.07	-1.65%
SAR6	7/2/2024	Head	6500	6500	32.52	34.50	-5.74%	6.10	6.07	0.49%	7/2/2024	D6.5G+V2 SN 1033	3/15/2025	19.0	22.400	281.999	288.000	-2.08%	4.990	62.820	64.700	-2.91%	4.090	51.490	53.100	-3.03%	99.900	1257.666	1300.000	-3.28%								
				5900	33.93	35.20	-3.61%	5.23	5.38	-2.73%																						7200	31.54	33.70	-6.41%	6.73	6.89	-2.32%
				6500	32.52	34.50	-5.74%	6.10	6.07	0.49%																						5900	32.80	34.50	-4.93%	5.97	6.07	-1.65%
SAR6	7/6/2024	Head	6500	6500	32.76	34.50	-5.04%	6.07	6.07	0.02%	7/6/2024	D6.5G+V2 SN 1033	3/15/2025	19.0	23.800	299.624	288.000	4.04%	5.330	67.101	64.700	3.71%	4.370	55.015	53.100	3.61%	107.000	1347.050	1300.000	3.62%								
				5900	33.70	35.20	-4.26%	5.36	5.38	-0.41%																						7200	31.38	33.70	-6.88%	6.84	6.89	-0.75%
				6500	31.38	33.70	-6.88%	6.84	6.89	-0.75%																						5900	33.70	35.20	-4.26%	5.36	5.38	-0.41%
SAR6	7/10/2024	Head	6500	6500	33.88	35.20	-3.75%	5.36	5.38	-0.41%	7/10/2024	D6.5G+V2 SN 1033	3/15/2025	19.0	23.700	298.365	288.000	3.60%	5.280	66.471	64.700	2.74%	4.330	54.511	53.100	2.66%	106.000	1334.461	1300.000	2.66%								
				5900	33.88	35.20	-3.75%	5.36	5.38	-0.41%																						7200	31.60	33.70	-6.23%	6.74	6.89	-2.24%
				6500	33.56	34.50	-2.72%	6.24	6.07	2.75%																						5900	33.56	35.20	-3.92%	5.16	5.38	-4.09%
SAR6	7/15/2024	Head	6500	6500	33.56	34.50	-2.72%	6.24	6.07	2.75%	7/15/2024	D6.5G+V2 SN 1033	3/15/2025	19.0	24.800	312.214	288.000	8.41%	5.520	69.493	64.700	7.41%	4.520	56.903	53.100	7.16%	110.000	1384.816	1300.000	6.52%	81							
				5900	34.74	35.20	-1.31%	5.50	5.38	2.23%																						7200	32.36	33.70	-3.98%	6.99	6.89	1.48%
				6500	33.28	34.50	-3.54%	6.14	6.07	1.17%																						5900	34.43	35.20	-2.19%	5.40	5.38	0.38%
SAR6	7/19/2024	Head	6500	6500	32.80	34.50	-4.93%	5.96	6.07	-1.75%	7/19/2024	D6.5G+V2 SN 1033	3/15/2025	20.0	26.900	269.000	288.000	-6.60%	5.950	59.500	64.700	-8.04%	4.880	48.800	53.100	-8.10%	119.000	1190.000	1300.000	-8.46%								
				5900	34.43	35.20	-2.19%																															

Liquid Check										System Check																									
SAR Lab	Date	Tissue Type	Band (MHz)	Freq. (MHz)	Relative Permittivity (εr)			Conductivity (σ)			Date	Dipole Type & Serial Number	Dipole Cal. Due Date	Input Power (dBm)	Measured results for 1-g SAR				Measured results for 8-g SAR				Measured results for 10-g SAR				Measured results for APD 4 cm ²			Plot No.					
					Measured	Target	Delta	Measured	Target	Delta					Meas. Zoom Scan	Normalize to 1 W	Target (Ref. Value)	Delta ±10%	Meas. Zoom Scan	Normalize to 1 W	Target (Ref. Value)	Delta ±10%	Meas. Zoom Scan	Normalize to 1 W	Target (Ref. Value)	Delta ±10%	Meas. Zoom Scan	Normalize to 1 W	Target (Ref. Value)		Delta ±10%				
SAR 7	6/28/2024	Head	6500	6500	32.67	34.50	-5.30%	5.93	6.07	-2.31%	6/28/2024	D6.5G+V2 SN 1033	3/15/2025	20.0	26.200	262.000	288.000	-9.03%	6.330	63.300	64.700	-2.16%	5.230	52.300	53.100	-1.51%	127.000	1270.000	1300.000	-2.31%	62				
				5900	33.77	35.20	-4.66%	5.18	5.38	-3.77%					7200	31.53	33.70	-6.44%	6.71	6.89	-2.61%	5900	34.71	34.50	0.61%	5.93	6.07	-2.39%	7200	33.56	33.70	-0.42%	6.70	6.89	-2.71%
				5900	35.79	35.20	1.68%	5.17	5.38	-4.00%					7200	33.56	33.70	-0.42%	6.70	6.89	-2.71%	5900	32.88	34.50	-4.70%	5.75	6.07	-5.27%	7200	33.90	35.20	-3.69%	5.06	5.38	-5.95%
SAR 7	7/1/2024	Head	6500	6500	32.01	33.70	-5.01%	6.46	6.89	-6.24%	7/2/2024	D6.5G+V2 SN 1033	3/15/2025	19.0	22.700	285.750	288.000	-0.77%	5.130	64.583	64.700	-0.18%	4.210	53.001	53.100	-0.19%	103.000	1296.693	1300.000	-0.25%					
				5900	34.77	35.20	-1.22%	5.31	5.38	-1.26%					7200	32.52	33.70	-3.50%	6.78	6.89	-1.64%	5900	33.67	34.50	-2.41%	6.05	6.07	-0.38%	7200	32.01	33.70	-5.01%	6.46	6.89	-6.24%
				5900	37.79	35.20	7.64%	5.31	5.38	-1.26%					7200	32.52	33.70	-3.50%	6.78	6.89	-1.64%	5900	34.77	35.20	-1.22%	5.31	5.38	-1.26%	7200	32.52	33.70	-3.50%	6.78	6.89	-1.64%
SAR 7	7/5/2024	Head	6500	6500	34.21	34.50	-0.85%	5.97	6.07	-1.65%	7/5/2024	D6.5G+V2 SN 1033	3/15/2025	19.0	23.300	293.300	288.000	1.85%	5.320	66.975	64.700	3.52%	4.360	54.889	53.100	3.37%	106.000	1334.461	1300.000	2.66%					
				5900	36.43	35.20	3.49%	5.24	5.38	-2.60%					7200	33.20	33.70	-1.48%	6.67	6.89	-3.21%	5900	32.51	34.50	-5.77%	5.77	6.07	-5.29%	7200	33.20	33.70	-1.48%	6.67	6.89	-3.21%
				5900	34.21	34.50	-0.85%	5.97	6.07	-1.65%					7200	33.20	33.70	-1.48%	6.67	6.89	-3.21%	5900	34.21	34.50	-0.85%	5.97	6.07	-1.65%	7200	33.20	33.70	-1.48%	6.67	6.89	-3.21%
SAR 7	7/9/2024	Head	6500	6500	32.51	34.50	-5.77%	5.77	6.07	-5.29%	7/9/2024	D6.5G+V2 SN 1033	3/15/2025	10.0	2.970	297.000	288.000	3.13%	0.671	67.100	64.700	3.71%	0.950	55.000	53.100	3.58%	13.400	1340.000	1300.000	3.08%					
				5900	36.43	35.20	3.49%	5.24	5.38	-2.60%					7200	33.20	33.70	-1.48%	6.67	6.89	-3.21%	5900	32.51	34.50	-5.77%	5.77	6.07	-5.29%	7200	33.20	33.70	-1.48%	6.67	6.89	-3.21%
				5900	34.21	34.50	-0.85%	5.97	6.07	-1.65%					7200	33.20	33.70	-1.48%	6.67	6.89	-3.21%	5900	34.21	34.50	-0.85%	5.97	6.07	-1.65%	7200	33.20	33.70	-1.48%	6.67	6.89	-3.21%
SAR 7	7/15/2024	Head	6500	6500	31.38	33.70	-6.88%	6.59	6.89	-4.35%	7/15/2024	D6.5G+V2 SN 1033	3/15/2025	19.0	22.100	278.223	288.000	-3.39%	5.000	62.946	64.700	-2.71%	4.090	51.490	53.100	-3.03%	99.900	1257.666	1300.000	-3.20%					
				5900	33.61	35.20	-4.52%	5.20	5.38	-3.30%					7200	31.38	33.70	-6.88%	6.59	6.89	-4.35%	5900	33.61	35.20	-4.52%	5.20	5.38	-3.30%	7200	31.38	33.70	-6.88%	6.59	6.89	-4.35%
				5900	33.61	35.20	-4.52%	5.20	5.38	-3.30%					7200	31.38	33.70	-6.88%	6.59	6.89	-4.35%	5900	33.61	35.20	-4.52%	5.20	5.38	-3.30%	7200	31.38	33.70	-6.88%	6.59	6.89	-4.35%
SAR 7	7/19/2024	Head	6500	6500	32.68	34.50	-5.28%	5.84	6.07	-3.72%	7/19/2024	D6.5G+V2 SN 1033	3/15/2025	20.0	28.200	282.000	288.000	-2.08%	6.500	65.000	64.700	0.46%	5.340	53.400	53.100	0.56%	130.000	1300.000	1300.000	0.00%					
				5900	33.76	35.20	-4.09%	5.13	5.38	-4.59%					7200	31.50	33.70	-6.53%	6.61	6.89	-4.09%	5900	33.76	35.20	-4.09%	5.13	5.38	-4.59%	7200	31.50	33.70	-6.53%	6.61	6.89	-4.09%
				5900	33.76	35.20	-4.09%	5.13	5.38	-4.59%					7200	31.50	33.70	-6.53%	6.61	6.89	-4.09%	5900	33.76	35.20	-4.09%	5.13	5.38	-4.59%	7200	31.50	33.70	-6.53%	6.61	6.89	-4.09%
SAR 7	7/23/2024	Head	6500	6500	35.21	34.50	2.06%	6.00	6.07	-1.12%	7/23/2024	D6.5G+V2 SN 1033	3/15/2025	20.0	28.000	280.000	288.000	-2.78%	6.360	63.600	64.700	-1.70%	5.220	52.200	53.100	-1.69%	127.000	1270.000	1300.000	-2.31%					
				5900	36.26	35.20	3.01%	5.23	5.38	-2.75%					7200	34.18	33.70	1.42%	6.79	6.89	-1.45%	5900	36.26	35.20	3.01%	5.23	5.38	-2.75%	7200	34.18	33.70	1.42%	6.79	6.89	-1.45%
				5900	36.26	35.20	3.01%	5.23	5.38	-2.75%					7200	34.18	33.70	1.42%	6.79	6.89	-1.45%	5900	36.26	35.20	3.01%	5.23	5.38	-2.75%	7200	34.18	33.70	1.42%	6.79	6.89	-1.45%
SAR 7	7/26/2024	Head	6500	6500	33.30	34.50	-3.48%	5.95	6.07	-1.84%	7/26/2024	D6.5G+V2 SN 1033	3/15/2025	20.0	26.800	268.000	288.000	-6.94%	6.100	61.000	64.700	-5.72%	5.000	50.000	53.100	-5.84%	122.000	1220.000	1300.000	-6.15%					
				5900	34.33	35.20	-2.47%	5.25	5.38	-2.42%					7200	32.31	33.70	-4.12%	6.66	6.89	-3.32%	5900	34.33	35.20	-2.47%	5.25	5.38	-2.42%	7200	32.31	33.70	-4.12%	6.66	6.89	-3.32%
				5900	34.33	35.20	-2.47%	5.25	5.38	-2.42%					7200	32.31	33.70	-4.12%	6.66	6.89	-3.32%	5900	34.33	35.20	-2.47%	5.25	5.38	-2.42%	7200	32.31	33.70	-4.12%	6.66	6.89	-3.32%

Liquid Check										System Check																									
SAR Lab	Date	Tissue Type	Band (MHz)	Freq. (MHz)	Relative Permittivity (εr)			Conductivity (σ)			Date	Dipole Type & Serial Number	Dipole Cal. Due Date	Input Power (dBm)	Measured results for 1-g SAR				Measured results for 8-g SAR				Measured results for 10-g SAR				Measured results for APD 4 cm ²			Plot No.					
					Measured	Target	Delta	Measured	Target	Delta					Meas. Zoom Scan	Normalize to 1 W	Target (Ref. Value)	Delta ±10%	Meas. Zoom Scan	Normalize to 1 W	Target (Ref. Value)	Delta ±10%	Meas. Zoom Scan	Normalize to 1 W	Target (Ref. Value)	Delta ±10%	Meas. Zoom Scan	Normalize to 1 W	Target (Ref. Value)		Delta ±10%				
SAR 8	6/28/2024	Head	6500	6500	33.35	34.50	-3.33%	6.11	6.07	0.64%	6/28/2024	D6.5G+V2 SN 1033	3/15/2025	20.0	29.900	299.000	288.000	3.82%	6.740	67.400	64.700	4.17%	5.530	55.300	53.100	4.14%	135.000	1350.000	1300.000	3.85%					
				5900	34.44	35.20	-2.16%	5.34	5.38	-0.67%					7200	32.18	33.70	-4.51%	6.82	6.89	-1.02%	5900	34.25	34.50	-0.72%	6.20	6.07	2.11%	7200	32.18	33.70	-4.51%	6.82	6.89	-1.02%
				5900	34.25	34.50	-0.72%	6.20	6.07	2.11%					7200	32.18	33.70	-4.51%	6.82	6.89	-1.02%	5900	34.25	34.50	-0.72%	6.20	6.07	2.11%	7200	32.18	33.70	-4.51%	6.82	6.89	-1.02%
SAR 8	7/2/2024	Head	6500	6500	35.41	35.20	0.60%	5.42	5.38	0.67%	7/2/2024	D6.5G+V2 SN 1033	3/15/2025	19.0	23.300	293.300	288.000	1.85%	5.220	65.716	64.700	1.57%	4.280	53.882	53.100	1.47%	104.000	1309.282	1300.000	0.71%					
				5900	32.98	33.70	-2.14%	6.97	6.89	1.22%					7200	34.13	34.50	-1.07%	6.30	6.07	3.86%	5900	32.98	33.70	-2.14%	6.97	6.89	1.22%	7200	34.13	34.50	-1.07%	6.30	6.07	3.86%
				5900	32.98	33.70	-2.14%	6.97	6.89	1.22%					7200	34.13	34.50	-1.07%	6.30	6.07	3.86%	5900	32.98	33.70	-2.14%	6.97	6.89	1.22%	7200	34.13	34.50	-1.07%	6.30	6.07	3.86%
SAR 8	7/6/2024	Head	6500	6500	35.30	35.20	0.28%	5.53	5.38	2.70%	7/6/2024	D6.5G+V2 SN 1033	3/15/2025	19.0	21.700	273.187	288.000	-5.14%	4.920	61.939	64.700	-4.27%	4.040	50.861	53.100	-4.22%	98.400	1238.783	1300.000	-4.71%	83				
				5900	35.30	35.20	0.28%	5.53	5.38	2.70%					7200	32.90	33.70	-2.37%	7.08	6.89	2.76%	5900	35.30	35.20	0.28%	5.53	5.38	2.70%	7200	32.90	33.70	-2.37%	7.08	6.89	2.76%
				5900	35.30	35.20	0.28%	5.53	5.38	2.70%					7200	32.90	33.70	-2.37%	7.08	6.89	2.76%	5900	35.30	35.20	0.28%	5.53	5.38	2.70%	7200	32.90	33.70	-2.37%	7.08	6.89	2.76%
SAR 8	7/10/2024	Head	6500	6500	34.70	34.50	0.58%	6.25	6.07	2.90%	7/10/2024	D6.5G+V2 SN 1033	3/15/2025	19.0	22.800	287.035	288.000	-0.34%	5.110	64.331	64.700	-0.57%	4.190	52.749	53.100	-0.66%	102.000	1284.104							

8.2. PD System Validations & System Check

Per Nov 2017, TCB Workshop

System validation is required before a system is deployed for measurement.

System check is also required before each series of continuous measurement and, as applicable, repeated at least weekly.

Peak and spatially averaged power density at the peak location(s) must be compared to calibrated results according to the defined test conditions.

- the same spatial resolution and measurement region used in the waveguide calibration should be applied to system validation and system check.
- 1 cm² and 4 cm² spatial averaging have been recommended in the AHG10 draft TR with reference targets available for specific waveguide.
- power density distribution should also be verified, both spatially (shape) and numerically (level) through visual inspection for noticeable differences.
- the measured results should be within 16% (0.66 dB) of the calibrated targets.

The system components, software settings and other system parameters shall be the same as those used for the compliance tests. The system check shall be performed at closest probe calibration frequency point as in the compliance tests, e.g., if the EUT operates at 35 GHz, it is recommended to perform the validation at 30 GHz.

System Validations

SAR Lab	Test Date	SG Probe SN	Probe Cal. Due Date	DAE SN	DAE Cal. Due Date	Frequency (GHz)	SG Verification Source SN	Source Cal. Due Date	Averaging Type	Input Power (dBm)	Measured psP Dn (W/m ²) over 4cm ²	Normalized to 20 dBm W/m ²	Target psP Dn (W/m ²) over 4cm ²	Deviation (dB)	Delta	Measured psP Dn (W/m ²) over 4cm ²	Normalized to 20 dBm W/m ²	Target psP Dn (W/m ²) over 4cm ²	Deviation (dB)	Delta	Measured psP Dn (W/m ²) over 4cm ²	Normalized to 20 dBm W/m ²	Target psP Dn (W/m ²) over 4cm ²	Deviation (dB)	Delta						
C	5/21/2024	9589	9/5/2024	1621	4/12/2025	10	1015	9/5/2024	Square	19.9	20.00	68.8	67.2	60.5	0.58	14%	60.5	68.8	60.5	0.58	14%	60.5	68.8	60.5	0.58	14%	60.5	68.8	60.5	0.58	14%
C	5/21/2024	9589	9/5/2024	1621	4/12/2025	10	1015	9/5/2024	Square	19.9	20.00	68.8	67.2	60.5	0.46	11%	60.5	68.8	60.5	0.46	11%	60.5	68.8	60.5	0.46	11%	60.5	68.8	60.5	0.46	11%
C	5/21/2024	9589	9/5/2024	1621	4/12/2025	10	1015	9/5/2024	Square	19.9	20.00	68.0	64.5	60.5	0.28	7%	60.5	64.5	60.5	0.30	7%	60.5	68.0	60.5	0.21	3%	60.4	68.0	60.5	0.22	3%
C	5/21/2024	9589	9/5/2024	1621	4/12/2025	10	1015	9/5/2024	Square	19.9	20.00	64.5	63.0	60.5	0.18	4%	64.7	63.2	60.5	0.18	5%	60.1	63.8	60.5	0.15	3%	60.2	63.8	60.5	0.14	3%
C	5/21/2024	9589	9/5/2024	1621	4/12/2025	10	1015	9/5/2024	Square	19.9	20.00	64.4	62.9	60.5	0.17	4%	60.5	62.9	60.5	0.23	5%	59.4	60.0	60.5	0.15	3%	60.0	60.0	60.5	0.19	5%
C	5/21/2024	9589	9/5/2024	1621	4/12/2025	10	1015	9/5/2024	Square	19.9	20.00	64.9	63.4	60.5	0.20	5%	60.1	63.6	60.5	0.22	5%	59.4	60.0	60.5	0.15	3%	59.6	60.2	60.5	0.16	4%
C	5/21/2024	9589	9/5/2024	1621	4/12/2025	10	1015	9/5/2024	Square	19.9	20.00	64.6	63.1	60.5	0.18	4%	64.7	63.2	60.5	0.19	5%	59.2	57.9	60.5	0.13	3%	59.4	58.0	60.5	0.15	3%
C	5/22/2024	9589	9/5/2024	1621	4/12/2025	10	1015	9/5/2024	Square	19.9	20.00	65.9	64.4	60.5	0.27	8%	60.3	64.8	60.5	0.30	7%	60.2	66.6	60.5	0.19	5%	60.4	69.0	60.5	0.22	5%
C	5/22/2024	9589	9/5/2024	1621	4/12/2025	10	1015	9/5/2024	Square	19.9	20.00	63.5	62.1	60.5	0.11	3%	63.6	62.2	60.5	0.12	3%	59.2	59.9	60.5	0.08	1%	58.4	57.1	60.5	0.07	2%
C	5/22/2024	9589	9/5/2024	1621	4/12/2025	10	1015	9/5/2024	Square	19.9	20.00	65.0	63.6	60.5	0.21	5%	60.1	63.1	60.5	0.22	5%	59.1	61.8	60.5	0.13	3%	59.4	60.0	60.5	0.16	3%
C	5/22/2024	9589	9/5/2024	1621	4/12/2025	10	1015	9/5/2024	Average	60.9	64.3	60.5	60.5	60.5	0.20	5%	60.1	64.8	60.5	0.20	7%	60.1	66.8	60.5	0.20	5%	60.5	66.3	60.5	0.22	5%

SAR Lab	Test Date	SG Probe SN	Probe Cal. Due Date	DAE SN	DAE Cal. Due Date	Frequency (GHz)	SG Verification Source SN	Source Cal. Due Date	Averaging Type	Input Power (dBm)	Measured psP Dn (W/m ²) over 4cm ²	Normalized to 20 dBm W/m ²	Target psP Dn (W/m ²) over 4cm ²	Deviation (dB)	Delta	Measured psP Dn (W/m ²) over 4cm ²	Normalized to 20 dBm W/m ²	Target psP Dn (W/m ²) over 4cm ²	Deviation (dB)	Delta	Measured psP Dn (W/m ²) over 4cm ²	Normalized to 20 dBm W/m ²	Target psP Dn (W/m ²) over 4cm ²	Deviation (dB)	Delta	
D	2/7/2024	9418	1/22/2025	1472	1/16/2025	60	1003	9/5/2024	Square	369.0	354.0	0.18	4%	371.0	354.0	0.20	5%	240.0	233.0	0.13	3%	242.0	233.0	0.16	4%	
D	2/7/2024	9418	1/22/2025	1472	1/16/2025	60	1003	9/5/2024	Square	368.0	354.0	0.17	4%	370.0	354.0	0.19	5%	239.0	233.0	0.11	3%	241.0	233.0	0.15	3%	
D	2/7/2024	9418	1/22/2025	1472	1/16/2025	60	1003	9/5/2024	Square	367.0	354.0	0.16	4%	369.0	354.0	0.18	4%	240.0	233.0	0.13	3%	243.0	233.0	0.18	4%	
D	2/7/2024	9418	1/22/2025	1472	1/16/2025	60	1003	9/5/2024	Square	367.0	354.0	0.16	4%	369.0	354.0	0.18	4%	240.0	233.0	0.13	3%	243.0	233.0	0.18	4%	
D	2/7/2024	9418	1/22/2025	1472	1/16/2025	60	1003	9/5/2024	Square	367.0	354.0	0.16	4%	369.0	354.0	0.18	4%	240.0	233.0	0.13	3%	243.0	233.0	0.18	4%	
D	2/7/2024	9418	1/22/2025	1472	1/16/2025	60	1003	9/5/2024	Square	368.0	354.0	0.17	4%	370.0	354.0	0.19	5%	239.0	233.0	0.11	3%	241.0	233.0	0.15	3%	
D	2/8/2024	9418	1/22/2025	1472	1/16/2025	60	1003	9/5/2024	Square	361.0	354.0	0.09	2%	362.0	354.0	0.10	2%	239.0	233.0	0.11	3%	241.0	233.0	0.15	3%	
D	2/8/2024	9418	1/22/2025	1472	1/16/2025	60	1003	9/5/2024	Square	361.0	354.0	0.09	2%	362.0	354.0	0.10	2%	239.0	233.0	0.11	3%	241.0	233.0	0.15	3%	
D	2/8/2024	9418	1/22/2025	1472	1/16/2025	60	1003	9/5/2024	Square	361.0	354.0	0.09	2%	362.0	354.0	0.10	2%	239.0	233.0	0.11	3%	241.0	233.0	0.15	3%	
D	2/8/2024	9418	1/22/2025	1472	1/16/2025	60	1003	9/5/2024	Square	360.0	354.0	0.07	2%	361.0	354.0	0.09	2%	239.0	233.0	0.11	3%	242.0	233.0	0.16	4%	
Average											364.9	354.0	0.13	3%	365.5	354.0	0.15	4%	239.4	233.0	0.12	3%	241.8	233.0	0.16	4%

System Performance Checks

SAR Lab	Date	Frequency (GHz)	SG Verification Source SN	Source Cal. Due Date	Input Power (dBm)	Prad (mW)	Ohmic & Mismatch Loss (dB)	Measured psP Dn (W/m ²) over 4cm ²	Normalized to 20 dBm W/m ²	Target psP Dn (W/m ²) over 4cm ²	Deviation (dB)	Delta ±16%	Measured psP Dn (W/m ²) over 4cm ²	Normalized to 20 dBm W/m ²	Target psP Dn (W/m ²) over 4cm ²	Deviation (dB)	Delta ±16%	Plot
C	6/24/2024	10	1015	9/5/2024	20.00	93.30	0.30	53.1	53.1	58.8	-0.44	-10%	53.2	53.2	58.8	-0.46	-10%	
C	6/28/2024	10	1015	9/5/2024	20.00	93.30	0.30	51.9	51.9	58.8	-0.54	-12%	52.1	52.1	59.1	-0.55	-12%	
C	7/1/2024	10	1015	9/5/2024	17.00	93.30	0.30	25.9	51.7	58.8	-0.56	-12%	26.0	51.9	59.1	-0.57	-12%	
C	7/4/2024	10	1015	9/5/2024	17.00	93.30	0.30	28.3	56.5	58.8	-0.18	-4%	28.4	56.7	59.1	-0.18	-4%	84
C	7/8/2024	10	1015	9/5/2024	17.00	93.30	0.30	28.0	56.9	58.8	-0.22	-5%	28.1	56.1	59.1	-0.23	-5%	
C	7/19/2024	10	1015	9/5/2024	17.00	93.30	0.30	28.8	57.4	58.8	-0.10	-2%	28.9	57.6	59.1	-0.11	-2%	
C	7/22/2024	10	1015	9/5/2024	17.00	93.30	0.30	29.2	58.2	58.8	-0.04	-1%	29.3	58.4	59.1	-0.05	-1%	
C	7/26/2024	10	1015	9/5/2024	17.00	93.30	0.30	27.9	55.7	58.8	-0.24	-5%	27.9	55.7	59.1	-0.26	-0.06	

SAR Lab	Date	Frequency (GHz)	SG Verification Source SN	Source Cal. Due Date	Input Power (dBm)	Prad (mW)	Ohmic & Mismatch Loss (dB)	Measured psP Dn (W/m ²) over 4cm ²	Normalized to 20 dBm W/m ²	Target psP Dn (W/m ²) over 4cm ²	Deviation (dB)	Delta ±16%	Measured psP Dn (W/m ²) over 4cm ²	Normalized to 20 dBm W/m ²	Target psP Dn (W/m ²) over 4cm ²	Deviation (dB)	Delta ±16%	Plot
D	6/24/2024	10	1015	9/5/2024	20.00	93.30	0.30	55.8	55.8	57.6	-0.14	-3%	56.0	56.0	57.9	-0.15	-3%	
D	6/28/2024	10	1015	9/5/2024	20.00	93.30	0.30	55.1	55.1	57.6	-0.19	-4%	55.3	55.3	57.9	-0.20	-5%	
D	7/1/2024	10	1015	9/5/2024	19.00	93.30	0.30	40.8	51.4	57.6	-0.50	-11%	41.0	51.6	57.9	-0.50	-11%	85
D	7/4/2024	10	1015	9/5/2024	17.00	93.30	0.30	26.1	52.1	57.6	-0.44	-10%	26.2	52.3	57.9	-0.44	-10%	
D	7/8/2024	10	1015	9/5/2024	17.00	93.30	0.30	26.9	53.7	57.6	-0.31	-7%	27.0	53.9	57.9	-0.31	-7%	
D	7/12/2024	10	1015	9/5/2024	17.00	93.30	0.30	28.4	56.7	57.6	-0.07	-2%	28.5	56.8	57.9	-0.08	-2%	
D	7/16/2024	10	1015	9/5/2024	17.00	93.30	0.30	29.2	58.2	57.6	0.05	1%	29.3	58.4	57.9	0.04	1%	
D	7/20/2024	10	1015	9/5/2024	17.00	93.30	0.30	28.4	56.7	57.6	-0.07	-2%	28.5	56.8	57.9	-0.08	-0.02	
D	7/24/2024	10	1015	9/5/2024	17.00	93.30	0.30	28.2	56.3	57.6	-0.10	-0.02	28.3	56.5	57.9	-0.11	-0.03	
D	7/29/2024	10	1015	9/5/2024	17.00	93.30	0.30	29.3	58.4	57.6	0.06	0.01	29.4	58.6	57.9	0.06	0.01	

9. Conducted Output Power Measurements

Power measurements were performed in accordance with the device's two power modes, Mode A and Mode B for each antenna. Mode A power is used when the device is used against the user's head. Mode B power is used when the device is used in a Body-worn/Hotspot configuration by the user.

The selection between antennas in the application is based on RSSI based antenna selection. The full details of power selections are described in the operational description. Refer to Sec. 7 and Sec. 10 for details of the testing. Test reductions have applied accordingly following the SAR KDB Procedure for the supported wireless technologies of the DUT. This is noted in detail for each technology in their respective Sections.

The Maximum Output Power already includes component uncertainty. KDB 447498 sec.4.1.(d) at the maximum rated output power and within the tune-up tolerance range specified for the product, but not more than 2 dB lower than the maximum tune-up tolerance limit.

Two different powers are being displayed in this section:

- Target Output Power = Power not including uncertainty
- Maximum Output Power = Power of target + uncertainty.

9.1. GSM

Per KDB 941225 D01 3G SAR Procedures:

SAR test reduction for GPRS and EDGE modes is determined by the source-based time-averaged output power specified for production units, including tune-up tolerance. The data mode with highest specified time-averaged output power should be tested for SAR compliance in the applicable exposure conditions. For modes with the same specified maximum output power and tolerance, the higher number time-slot configuration should be tested.

When different maximum output power applies to GSM voice or GPRS/EDGE time slots, GSM voice and GPRS/EDGE time slots should be tested separately to determine compliance by summing the corresponding reported SAR.

The GMSK EDGE configurations are grouped with GPRS and considered with respect to time-averaged maximum output power to determine compliance

Per October 2013 TCB Workshop:

When the maximum frame-averaged powers levels are within 0.25 dB of each other, test the configuration with the greatest number of time slots.

Maximum Output Power for GSM

SAR is not required for EDGE (8PSK) mode because the maximum output power is $\leq 1/4$ dB higher than GPRS/EDGE (GMSK) or the adjusted SAR of the highest reported SAR of GPRS/EDGE (GMSK) is ≤ 1.2 W/kg.

RF Air interface	Mode	Maximum Output Power (dBm)							
		ANT1		ANT2		ANT3		ANT4	
		Mode A	Mode B	Mode A	Mode B	Mode A	Mode B	Mode A	Mode B
GSM850	Voice/GPRS (1 slot)	33.5	31.9	32.5	32.5				
	GPRS 2 slots	32.5	28.9	29.9	31.5				
	EGPRS 1 slot	28.0	28.0	27.0	27.0				
	EGPRS 2 slots	27.0	27.0	26.0	26.0				
GSM1900	Voice/GPRS (1 slot)	32.0	31.0	27.2	28.8	31.5	30.7	29.0	29.0
	GPRS 2 slots	29.0	28.0	24.2	25.8	29.1	27.7	26.0	26.0
	EGPRS 1 slot	27.0	27.0	24.0	24.0	26.5	26.5	24.0	24.0
	EGPRS 2 slots	26.0	26.0	23.0	23.0	25.5	25.5	23.0	23.0

GSM850 Measured Results (ANT1)

Mode	Coding Scheme	Time Slots	Ch No.	Freq. (MHz)	Mode A Power (dBm)				Mode B Power (dBm)			
					Measured		Max Power		Measured		Max Power	
					Burst Pwr	Frame Pwr	Burst Pwr	Frame Pwr	Burst Pwr	Frame Pwr	Burst Pwr	Frame Pwr
GPRS/EDGE (GMSK)	CS1	1	128	824.2	32.4	23.4	33.5	24.5	30.8	21.8	31.9	22.9
			190	836.6	32.3	23.3			30.6	21.6		
			251	848.8	32.1	23.1			30.5	21.4		
		2	128	824.2	31.5	25.5	32.5	26.5	27.8	21.8	28.9	22.9
			190	836.6	31.3	25.3			27.8	21.7		
			251	848.8	31.3	25.3			27.7	21.7		
EDGE (8PSK)	MCS5	1	128	824.2	26.9	17.9	28.0	19.0	26.9	17.9	28.0	19.0
			190	836.6	26.8	17.8			26.8	17.8		
			251	848.8	26.8	17.8			26.8	17.8		
		2	128	824.2	26.0	19.9	27.0	21.0	26.0	19.9	27.0	21.0
			190	836.6	25.9	19.8			25.9	19.8		
			251	848.8	25.7	19.6			25.7	19.6		

Notes:

Based on the Maximum Output Power, GPRS/EDGE (GMSK) mode with 2 time slots for Mode A and Mode B have maximum frame-averaged power.

GSM850 Measured Results (ANT2)

Mode	Coding Scheme	Time Slots	Ch No.	Freq. (MHz)	Mode A Power (dBm)				Mode B Power (dBm)			
					Measured		Max Power		Measured		Max Power	
					Burst Pwr	Frame Pwr	Burst Pwr	Frame Pwr	Burst Pwr	Frame Pwr	Burst Pwr	Frame Pwr
GPRS/EDGE (GMSK)	CS1	1	128	824.2	31.1	22.1	32.5	23.5	31.1	22.1	32.5	23.5
			190	836.6	31.3	22.3			31.3	22.3		
			251	848.8	31.2	22.2			31.2	22.2		
		2	128	824.2	28.5	22.4	29.9	23.9	30.1	24.0	31.5	25.5
			190	836.6	28.3	22.2			30.1	24.0		
			251	848.8	28.6	22.5			30.0	23.9		
EDGE (8PSK)	MCS5	1	128	824.2	25.8	16.8	27.0	18.0	25.8	16.8	27.0	18.0
			190	836.6	25.9	16.8			25.9	16.8		
			251	848.8	25.7	16.7			25.7	16.7		
		2	128	824.2	24.8	18.7	26.0	20.0	24.8	18.7	26.0	20.0
			190	836.6	24.8	18.8			24.8	18.8		
			251	848.8	24.8	18.8			24.8	18.8		

Notes:

Based on the Maximum Output Power, GPRS/EDGE (GMSK) mode with 2 time slots for Mode A and Mode B have maximum frame-averaged power.

GSM1900 Measured Results (ANT1)

Mode	Coding Scheme	Time Slots	Ch No.	Freq. (MHz)	Mode A Power (dBm)				Mode B Power (dBm)			
					Measured		Max Power		Measured		Max Power	
					Burst Pwr	Frame Pwr	Burst Pwr	Frame Pwr	Burst Pwr	Frame Pwr	Burst Pwr	Frame Pwr
GPRS/EDGE (GMSK)	CS1	1	512	1850.2	31.0	21.9	32.0	23.0	30.1	21.1	31.0	22.0
			661	1880.0	31.2	22.2			30.2	21.2		
			810	1909.8	30.8	21.8			29.8	20.8		
		2	512	1850.2	28.0	22.0	29.0	23.0	26.9	20.9	28.0	22.0
			661	1880.0	28.1	22.0			27.1	21.1		
			810	1909.8	28.0	21.9			27.2	21.2		
EDGE (8PSK)	MCS5	1	512	1850.2	25.9	16.8	27.0	18.0	25.9	16.8	27.0	18.0
			661	1880.0	26.2	17.2			26.2	17.2		
			810	1909.8	25.8	16.8			25.8	16.8		
		2	512	1850.2	24.7	18.6	26.0	20.0	24.7	18.6	26.0	20.0
			661	1880.0	25.0	19.0			25.0	19.0		
			810	1909.8	24.5	18.5			24.5	18.5		

Notes:

Based on the Maximum Output Power, GPRS/EDGE (GMSK) mode with 2 time slots for Mode A and Mode B have maximum frame-averaged power.

GSM1900 Measured Results (ANT2)

Mode	Coding Scheme	Time Slots	Ch No.	Freq. (MHz)	Mode A Power (dBm)				Mode B Power (dBm)			
					Measured		Max Power		Measured		Max Power	
					Burst Pwr	Frame Pwr	Burst Pwr	Frame Pwr	Burst Pwr	Frame Pwr	Burst Pwr	Frame Pwr
GPRS/EDGE (GMSK)	CS1	1	512	1850.2	25.7	16.7	27.2	18.2	26.9	17.9	28.8	19.8
			661	1880.0	26.1	17.0			26.9	17.8		
			810	1909.8	25.8	16.8			27.6	18.6		
		2	512	1850.2	23.0	17.0	24.2	18.2	24.4	18.4	25.8	19.8
			661	1880.0	22.6	16.5			24.5	18.5		
			810	1909.8	22.7	16.7			24.0	18.0		
EDGE (8PSK)	MCS5	1	512	1850.2	22.9	13.8	24.0	15.0	22.9	13.8	24.0	15.0
			661	1880.0	23.1	14.0			23.1	14.0		
			810	1909.8	22.0	13.0			22.0	13.0		
		2	512	1850.2	21.0	15.0	23.0	17.0	21.0	21.0	23.0	17.0
			661	1880.0	21.1	15.1			21.1	21.1		
			810	1909.8	21.9	15.8			21.9	20.8		

Notes:

Based on the Maximum Output Power, GPRS/EDGE (GMSK) mode with 2 time slots for Mode A and Mode B have maximum frame-averaged power.

GSM1900 Measured Results (ANT3)

Mode	Coding Scheme	Time Slots	Ch No.	Freq. (MHz)	Mode A Power (dBm)				Mode B Power (dBm)			
					Measured		Max Power		Measured		Max Power	
					Burst Pwr	Frame Pwr	Burst Pwr	Frame Pwr	Burst Pwr	Frame Pwr	Burst Pwr	Frame Pwr
GPRS/EDGE (GMSK)	CS1	1	512	1850.2	30.2	21.1	31.5	22.5	29.8	20.8	30.7	21.7
			661	1880.0	30.7	21.7			29.9	20.8		
			810	1909.8	30.7	21.6			29.7	20.6		
		2	512	1850.2	27.5	21.4	29.1	23.1	26.6	20.6	27.7	21.7
			661	1880.0	27.9	21.9			26.3	20.3		
			810	1909.8	28.1	22.1			26.7	20.7		
EDGE (8PSK)	MCS5	1	512	1850.2	25.5	16.5	26.5	17.5	25.5	16.5	26.5	17.5
			661	1880.0	25.7	16.7			25.7	16.7		
			810	1909.8	25.6	16.6			25.6	16.6		
		2	512	1850.2	24.5	18.5	25.5	19.5	24.5	18.5	25.5	19.5
			661	1880.0	24.7	18.6			24.7	18.6		
			810	1909.8	24.2	18.2			24.2	18.2		

Notes:

Based on the Maximum Output Power, GPRS/EDGE (GMSK) mode with 2 time slots for Mode A and Mode B have maximum frame-averaged power.

GSM1900 Measured Results (ANT4)

Mode	Coding Scheme	Time Slots	Ch No.	Freq. (MHz)	Mode A Power (dBm)				Mode B Power (dBm)			
					Measured		Max Power		Measured		Max Power	
					Burst Pwr	Frame Pwr	Burst Pwr	Frame Pwr	Burst Pwr	Frame Pwr	Burst Pwr	Frame Pwr
GPRS/EDGE (GMSK)	CS1	1	512	1850.2	27.7	18.7	29.0	20.0	27.7	18.7	29.0	20.0
			661	1880.0	27.9	18.8			27.9	18.8		
			810	1909.8	27.6	18.6			27.6	18.6		
		2	512	1850.2	24.4	18.4	26.0	20.0	24.4	18.4	26.0	20.0
			661	1880.0	24.7	18.7			24.7	18.7		
			810	1909.8	24.9	18.9			24.9	18.9		
EDGE (8PSK)	MCS5	1	512	1850.2	22.7	13.6	24.0	15.0	22.7	13.6	24.0	15.0
			661	1880.0	22.6	13.6			22.6	13.6		
			810	1909.8	22.7	13.6			22.7	13.6		
		2	512	1850.2	21.9	15.9	23.0	17.0	21.9	15.9	23.0	17.0
			661	1880.0	21.9	15.9			21.9	15.9		
			810	1909.8	22.0	16.0			22.0	16.0		

Notes:

Based on the Maximum Output Power, GPRS/EDGE (GMSK) mode with 2 time slots for Mode A and Mode B have maximum frame-averaged power.

9.2. W-CDMA

Per KDB 941225 D01 3G SAR Procedures for W-CDMA:

Maximum output power is verified on the high, middle and low channels and using the appropriate 12.2 kbps RMC with TPC (transmit power control) set to all "1's"

Release 99 Setup Procedures used to establish the test signals

The following tests were completed according to the test requirements outlined in section 5.2 of the 3GPP TS34.121-1. A summary of these settings is illustrated below:

Mode	Subtest	Rel99
WCDMA General Settings	Loopback Mode	Test Mode 2
	Rel99 RMC	12.2kbps RMC
	Power Control Algorithm	Algorithm2
	βc/βd	8/15

Maximum Output Power for W-CDMA

SAR measurement is not required for the HSDPA, HSUPA, DC-HSDPA and HSPA+. When primary mode and the adjusted SAR is ≤ 1.2 W/kg and secondary mode is ≤ ¼ dB higher than the primary mode

RF Air interface	Mode	Maximum Output Power (dBm)							
		ANT1		ANT2		ANT3		ANT4	
		Mode A	Mode B	Mode A	Mode B	Mode A	Mode B	Mode A	Mode B
W-CDMA Band 2	R99	22.7	22.0	18.2	19.8	23.1	21.7	20.0	19.8
	HSDPA	22.7	22.0	18.2	19.8	23.1	21.7	20.0	19.8
	HSUPA	22.7	22.0	18.2	19.8	23.1	21.7	20.0	19.8
	DC-HSDPA	22.7	22.0	18.2	19.8	23.1	21.7	20.0	19.8
	HSPA +	22.7	22.0	18.2	19.8	23.1	21.7	20.0	19.8
W-CDMA Band 4	R99	23.7	20.8	19.1	17.5	22.2	20.5	21.1	22.0
	HSDPA	23.7	20.8	19.1	17.5	22.2	20.5	21.1	22.0
	HSUPA	23.7	20.8	19.1	17.5	22.2	20.5	21.1	22.0
	DC-HSDPA	23.7	20.8	19.1	17.5	22.2	20.5	21.1	22.0
	HSPA +	23.7	20.8	19.1	17.5	22.2	20.5	21.1	22.0
W-CDMA Band 5	R99	25.7	22.9	23.9	25.2				
	HSDPA	25.7	22.9	23.9	25.2				
	HSUPA	25.7	22.9	23.9	25.2				
	DC-HSDPA	25.7	22.9	23.9	25.2				
	HSPA +	25.7	22.9	23.9	25.2				

W-CDMA Band 2 Measured Results (ANT1)

Mode		UL Ch No.	Freq. (MHz)	Mode A Power (dBm)			Mode B Power (dBm)		
				Measured Pwr	MPR	Max Power	Measured Pwr	MPR	Max Power
Release 99	Rel 99 (RMC, 12.2 kbps)	9262	1852.4	21.8	N/A	22.7	20.9	N/A	22.0
		9400	1880.0	21.9			20.9		
		9538	1907.6	22.0			21.0		
HSDPA	Subtest 1	9262	1852.4	21.0	0	22.7	20.4	0	22.0
		9400	1880.0	20.9			20.4		
		9538	1907.6	20.8			20.3		
	Subtest 2	9262	1852.4	21.1	0	22.7	20.4	0	22.0
		9400	1880.0	20.9			20.3		
		9538	1907.6	20.8			20.2		
	Subtest 3	9262	1852.4	20.5	0.5	22.2	19.9	0.5	21.5
		9400	1880.0	20.4			19.8		
		9538	1907.6	20.3			19.7		
	Subtest 4	9262	1852.4	20.5	0.5	22.2	19.9	0.5	21.5
		9400	1880.0	20.4			19.8		
		9538	1907.6	20.3			19.7		
HSUPA	Subtest 1	9262	1852.4	21.0	0	22.7	20.4	0	22.0
		9400	1880.0	20.9			20.3		
		9538	1907.6	20.9			20.2		
	Subtest 2	9262	1852.4	19.0	2	20.7	18.4	2	20.0
		9400	1880.0	18.9			18.3		
		9538	1907.6	18.9			18.2		
	Subtest 3	9262	1852.4	20.0	1	21.7	19.4	1	21.0
		9400	1880.0	19.9			19.3		
		9538	1907.6	19.8			19.2		
	Subtest 4	9262	1852.4	19.0	2	20.7	18.4	2	20.0
		9400	1880.0	18.9			18.3		
		9538	1907.6	18.8			18.2		
	Subtest 5	9262	1852.4	20.7	0	22.7	20.0	0	22.0
		9400	1880.0	20.7			20.0		
		9538	1907.6	20.7			20.0		
DC-HSDPA	Subtest 1	9262	1852.4	21.0	0	22.7	20.4	0	22.0
		9400	1880.0	20.9			20.3		
		9538	1907.6	20.8			20.3		
	Subtest 2	9262	1852.4	21.0	0	22.7	20.4	0	22.0
		9400	1880.0	20.9			20.3		
		9538	1907.6	20.8			20.2		
	Subtest 3	9262	1852.4	20.5	0.5	22.2	19.9	0.5	21.5
		9400	1880.0	20.4			19.8		
		9538	1907.6	20.3			19.8		
	Subtest 4	9262	1852.4	20.5	0.5	22.2	19.9	0.5	21.5
		9400	1880.0	20.4			19.8		
		9538	1907.6	20.3			19.8		
HSPA+	Subtest 1	9262	1852.4	21.0	2.5	22.7	20.4	2.5	22.0
		9400	1880.0	20.9			20.3		
		9538	1907.6	20.8			20.2		

W-CDMA Band 2 Measured Results (ANT2)

Mode		UL Ch No.	Freq. (MHz)	Mode A Power (dBm)			Mode B Power (dBm)		
				Measured Pwr	MPR	Max Power	Measured Pwr	MPR	Max Power
Release 99	Rel 99 (RMC, 12.2 kbps)	9262	1852.4	17.1	N/A	18.2	18.7	N/A	19.8
		9400	1880.0	17.1			18.7		
		9538	1907.6	17.1			18.7		
HSDPA	Subtest 1	9262	1852.4	16.2	0	18.2	17.8	0	19.8
		9400	1880.0	16.2			17.8		
		9538	1907.6	16.2			17.8		
	Subtest 2	9262	1852.4	16.2	0	18.2	17.8	0	19.8
		9400	1880.0	16.2			17.8		
		9538	1907.6	16.2			17.8		
	Subtest 3	9262	1852.4	15.7	0.5	17.7	17.3	0.5	19.3
		9400	1880.0	15.7			17.3		
		9538	1907.6	15.7			17.3		
	Subtest 4	9262	1852.4	15.7	0.5	17.7	17.3	0.5	19.3
		9400	1880.0	15.7			17.3		
		9538	1907.6	15.7			17.3		
HSUPA	Subtest 1	9262	1852.4	16.2	0	18.2	17.8	0	19.8
		9400	1880.0	16.2			17.8		
		9538	1907.6	16.2			17.8		
	Subtest 2	9262	1852.4	14.2	2	16.2	15.8	2	17.8
		9400	1880.0	14.2			15.8		
		9538	1907.6	14.2			15.8		
	Subtest 3	9262	1852.4	15.2	1	17.2	16.8	1	18.8
		9400	1880.0	15.2			16.8		
		9538	1907.6	15.2			16.8		
	Subtest 4	9262	1852.4	14.2	2	16.2	15.8	2	17.8
		9400	1880.0	14.2			15.8		
		9538	1907.6	14.2			15.8		
	Subtest 5	9262	1852.4	16.2	0	18.2	17.8	0	19.8
		9400	1880.0	16.2			17.8		
		9538	1907.6	16.2			17.8		
DC-HSDPA	Subtest 1	9262	1852.4	16.2	0	18.2	17.8	0	19.8
		9400	1880.0	16.2			17.8		
		9538	1907.6	16.2			17.8		
	Subtest 2	9262	1852.4	16.2	0	18.2	17.8	0	19.8
		9400	1880.0	16.2			17.8		
		9538	1907.6	16.2			17.8		
	Subtest 3	9262	1852.4	15.7	0.5	17.7	17.3	0.5	19.3
		9400	1880.0	15.7			17.3		
		9538	1907.6	15.7			17.3		
	Subtest 4	9262	1852.4	15.7	0.5	17.7	17.3	0.5	19.3
		9400	1880.0	15.7			17.3		
		9538	1907.6	15.7			17.3		
HSPA+	Subtest 1	9262	1852.4	16.2	2.5	18.2	17.8	2.5	19.8
		9400	1880.0	16.2			17.8		
		9538	1907.6	16.2			17.8		

W-CDMA Band 2 Measured Results (ANT3)

Mode		UL Ch No.	Freq. (MHz)	Mode A Power (dBm)			Mode B Power (dBm)		
				Measured Pwr	MPR	Max Power	Measured Pwr	MPR	Max Power
Release 99	Rel 99 (RMC, 12.2 kbps)	9262	1852.4	22.0	N/A	23.1	20.6	N/A	21.7
		9400	1880.0	22.1			20.7		
		9538	1907.6	22.2			20.8		
HSDPA	Subtest 1	9262	1852.4	21.8	0	23.1	20.4	0	21.7
		9400	1880.0	21.8			20.4		
		9538	1907.6	21.9			20.5		
	Subtest 2	9262	1852.4	21.8	0	23.1	20.4	0	21.7
		9400	1880.0	21.8			20.4		
		9538	1907.6	21.9			20.5		
	Subtest 3	9262	1852.4	21.2	0.5	22.6	19.9	0.5	21.2
		9400	1880.0	21.3			19.9		
		9538	1907.6	21.4			20.0		
	Subtest 4	9262	1852.4	21.3	0.5	22.6	19.9	0.5	21.2
		9400	1880.0	21.3			19.9		
		9538	1907.6	21.4			19.9		
HSUPA	Subtest 1	9262	1852.4	21.8	0	23.1	20.4	0	21.7
		9400	1880.0	21.8			20.4		
		9538	1907.6	21.9			20.5		
	Subtest 2	9262	1852.4	19.8	2	21.1	18.4	2	19.7
		9400	1880.0	19.8			18.4		
		9538	1907.6	19.9			18.5		
	Subtest 3	9262	1852.4	20.8	1	22.1	19.4	1	20.7
		9400	1880.0	20.8			19.4		
		9538	1907.6	20.9			19.5		
	Subtest 4	9262	1852.4	19.7	2	21.1	18.4	2	19.7
		9400	1880.0	19.8			18.4		
		9538	1907.6	19.9			18.5		
	Subtest 5	9262	1852.4	21.3	0	23.1	19.9	0	21.7
		9400	1880.0	21.4			20.0		
		9538	1907.6	21.4			20.1		
DC-HSDPA	Subtest 1	9262	1852.4	21.8	0	23.1	20.4	0	21.7
		9400	1880.0	21.8			20.4		
		9538	1907.6	21.9			20.5		
	Subtest 2	9262	1852.4	21.8	0	23.1	20.4	0	21.7
		9400	1880.0	21.8			20.5		
		9538	1907.6	21.9			20.5		
	Subtest 3	9262	1852.4	21.3	0.5	22.6	19.9	0.5	21.2
		9400	1880.0	21.3			19.9		
		9538	1907.6	21.3			20.0		
	Subtest 4	9262	1852.4	21.3	0.5	22.6	19.9	0.5	21.2
		9400	1880.0	21.3			19.9		
		9538	1907.6	21.4			20.0		
HSPA+	Subtest 1	9262	1852.4	21.1	2.5	23.1	19.7	2.5	21.7
		9400	1880.0	21.1			19.7		
		9538	1907.6	21.1			19.7		

W-CDMA Band 2 Measured Results (ANT4)

Mode		UL Ch No.	Freq. (MHz)	Mode A Power (dBm)			Mode B Power (dBm)		
				Measured Pwr	MPR	Max Power	Measured Pwr	MPR	Max Power
Release 99	Rel 99 (RMC, 12.2 kbps)	9262	1852.4	19.0	N/A	20.0	19.0	N/A	19.8
		9400	1880.0	19.0			19.0		
		9538	1907.6	19.1			19.1		
HSDPA	Subtest 1	9262	1852.4	18.6	0	20.0	18.6	0	19.8
		9400	1880.0	18.6			18.6		
		9538	1907.6	18.3			18.3		
	Subtest 2	9262	1852.4	18.6	0	20.0	18.6	0	19.8
		9400	1880.0	18.4			18.4		
		9538	1907.6	18.3			18.3		
	Subtest 3	9262	1852.4	18.1	0.5	19.5	18.1	0.5	19.3
		9400	1880.0	17.9			17.9		
		9538	1907.6	17.8			17.8		
	Subtest 4	9262	1852.4	18.1	0.5	19.5	18.1	0.5	19.3
		9400	1880.0	17.9			17.9		
		9538	1907.6	17.8			17.8		
HSUPA	Subtest 1	9262	1852.4	18.6	0	20.0	18.6	0	19.8
		9400	1880.0	18.4			18.4		
		9538	1907.6	18.4			18.4		
	Subtest 2	9262	1852.4	16.5	2	18.0	16.5	2	17.8
		9400	1880.0	16.4			16.4		
		9538	1907.6	16.3			16.3		
	Subtest 3	9262	1852.4	17.5	1	19.0	17.5	1	18.8
		9400	1880.0	17.4			17.4		
		9538	1907.6	17.3			17.3		
	Subtest 4	9262	1852.4	16.6	2	18.0	16.6	2	17.8
		9400	1880.0	16.4			16.4		
		9538	1907.6	16.3			16.3		
	Subtest 5	9262	1852.4	18.1	0	20.0	18.1	0	19.8
		9400	1880.0	18.0			18.0		
		9538	1907.6	18.0			18.0		
DC-HSDPA	Subtest 1	9262	1852.4	18.6	0	20.0	18.6	0	19.8
		9400	1880.0	18.4			18.4		
		9538	1907.6	18.4			18.4		
	Subtest 2	9262	1852.4	18.6	0	20.0	18.6	0	19.8
		9400	1880.0	18.4			18.4		
		9538	1907.6	18.4			18.4		
	Subtest 3	9262	1852.4	18.0	0.5	19.5	18.0	0.5	19.3
		9400	1880.0	17.9			17.9		
		9538	1907.6	17.9			17.9		
	Subtest 4	9262	1852.4	18.1	0.5	19.5	18.1	0.5	19.3
		9400	1880.0	17.9			17.9		
		9538	1907.6	17.9			17.9		
HSPA+	Subtest 1	9262	1852.4	15.5	2.5	17.5	15.3	2.5	17.3
		9400	1880.0	15.5			15.3		
		9538	1907.6	15.5			15.3		

W-CDMA Band 4 Measured Results (ANT1)

Mode		UL Ch No.	Freq. (MHz)	Mode A Power (dBm)			Mode B Power (dBm)		
				Measured Pwr	MPR	Max Power	Measured Pwr	MPR	Max Power
Release 99	Rel 99 (RMC, 12.2 kbps)	1312	1712.4	22.8	N/A	23.7	19.9	N/A	20.8
		1413	1732.6	22.6			19.7		
		1513	1752.6	22.8			19.9		
HSDPA	Subtest 1	1312	1712.4	21.8	0	23.7	18.9	0	20.8
		1413	1732.6	21.9			18.8		
		1513	1752.6	21.9			18.9		
	Subtest 2	1312	1712.4	21.8	0	23.7	19.0	0	20.8
		1413	1732.6	21.9			18.8		
		1513	1752.6	21.9			18.9		
	Subtest 3	1312	1712.4	21.3	0.5	23.2	18.5	0.5	20.3
		1413	1732.6	21.4			18.3		
		1513	1752.6	21.4			18.4		
	Subtest 4	1312	1712.4	21.3	0.5	23.2	18.5	0.5	20.3
		1413	1732.6	21.3			18.3		
		1513	1752.6	21.4			18.4		
HSUPA	Subtest 1	1312	1712.4	21.8	0	23.7	18.9	0	20.8
		1413	1732.6	21.7			18.8		
		1513	1752.6	21.7			18.8		
	Subtest 2	1312	1712.4	19.8	2	21.7	16.9	2	18.8
		1413	1732.6	19.9			16.8		
		1513	1752.6	19.7			16.9		
	Subtest 3	1312	1712.4	20.8	1	22.7	17.9	1	19.8
		1413	1732.6	20.9			17.8		
		1513	1752.6	20.9			17.9		
	Subtest 4	1312	1712.4	19.8	2	21.7	16.9	2	18.8
		1413	1732.6	19.9			16.8		
		1513	1752.6	19.7			16.9		
	Subtest 5	1312	1712.4	21.7	0	23.7	18.9	0	20.8
		1413	1732.6	21.7			18.8		
		1513	1752.6	21.7			18.8		
DC-HSDPA	Subtest 1	1312	1712.4	21.8	0	23.7	19.0	0	20.8
		1413	1732.6	21.9			18.8		
		1513	1752.6	21.7			18.9		
	Subtest 2	1312	1712.4	21.8	0	23.7	18.9	0	20.8
		1413	1732.6	21.7			18.8		
		1513	1752.6	21.7			18.8		
	Subtest 3	1312	1712.4	21.4	0.5	23.2	18.5	0.5	20.3
		1413	1732.6	21.2			18.3		
		1513	1752.6	21.2			18.3		
	Subtest 4	1312	1712.4	21.3	0.5	23.2	18.4	0.5	20.3
		1413	1732.6	21.4			18.3		
		1513	1752.6	21.2			18.4		
HSPA+	Subtest 1	1312	1712.4	21.8	2.5	23.7	18.9	2.5	20.8
		1413	1732.6	21.7			18.8		
		1513	1752.6	21.7			18.8		

W-CDMA Band 4 Measured Results (ANT2)

Mode		UL Ch No.	Freq. (MHz)	Mode A Power (dBm)			Mode B Power (dBm)		
				Measured Pwr	MPR	Max Power	Measured Pwr	MPR	Max Power
Release 99	Rel 99 (RMC, 12.2 kbps)	1312	1712.4	18.6	N/A	19.1	17.1	N/A	17.5
		1413	1732.6	18.6			17.1		
		1513	1752.6	18.6			17.1		
HSDPA	Subtest 1	1312	1712.4	18.1	0	19.1	16.3	0	17.5
		1413	1732.6	18.1			16.3		
		1513	1752.6	18.0			16.3		
	Subtest 2	1312	1712.4	18.0	0	19.1	16.3	0	17.5
		1413	1732.6	18.0			16.3		
		1513	1752.6	18.0			16.3		
	Subtest 3	1312	1712.4	17.4	0.5	18.6	15.8	0.5	17.0
		1413	1732.6	17.5			15.8		
		1513	1752.6	17.4			15.7		
	Subtest 4	1312	1712.4	17.4	0.5	18.6	15.7	0.5	17.0
		1413	1732.6	17.4			15.8		
		1513	1752.6	17.4			15.8		
HSUPA	Subtest 1	1312	1712.4	17.9	0	19.1	16.3	0	17.5
		1413	1732.6	17.9			16.3		
		1513	1752.6	17.9			16.3		
	Subtest 2	1312	1712.4	15.9	2	17.1	14.3	2	15.5
		1413	1732.6	15.9			14.3		
		1513	1752.6	15.8			14.3		
	Subtest 3	1312	1712.4	16.7	1	18.1	15.2	1	16.5
		1413	1732.6	16.8			16.3		
		1513	1752.6	16.8			16.3		
	Subtest 4	1312	1712.4	15.7	2	17.1	15.3	2	15.5
		1413	1732.6	15.8			15.4		
		1513	1752.6	15.7			15.3		
	Subtest 5	1312	1712.4	17.7	0	19.1	16.8	0	17.5
		1413	1732.6	17.4			16.9		
		1513	1752.6	17.7			16.8		
DC-HSDPA	Subtest 1	1312	1712.4	17.7	0	19.1	16.3	0	17.5
		1413	1732.6	17.7			16.3		
		1513	1752.6	17.7			16.3		
	Subtest 2	1312	1712.4	17.7	0	19.1	16.3	0	17.5
		1413	1732.6	17.7			16.3		
		1513	1752.6	17.6			16.2		
	Subtest 3	1312	1712.4	17.2	0.5	18.6	15.8	0.5	17.0
		1413	1732.6	17.2			15.8		
		1513	1752.6	17.1			15.7		
	Subtest 4	1312	1712.4	17.2	0.5	18.6	15.7	0.5	17.0
		1413	1732.6	17.2			15.8		
		1513	1752.6	17.1			15.7		
HSPA+	Subtest 1	1312	1712.4	17.1	2.5	19.1	15.5	2.5	17.5
		1413	1732.6	17.1			15.5		
		1513	1752.6	17.1			15.5		

W-CDMA Band 4 Measured Results (ANT3)

Mode		UL Ch No.	Freq. (MHz)	Mode A Power (dBm)			Mode B Power (dBm)		
				Measured Pwr	MPR	Max Power	Measured Pwr	MPR	Max Power
Release 99	Rel 99 (RMC, 12.2 kbps)	1312	1712.4	21.4	N/A	22.2	19.6	N/A	20.5
		1413	1732.6	21.1			19.4		
		1513	1752.6	21.3			19.6		
HSDPA	Subtest 1	1312	1712.4	20.7	0	22.2	19.1	0	20.5
		1413	1732.6	20.6			18.9		
		1513	1752.6	20.9			19.2		
	Subtest 2	1312	1712.4	20.6	0	22.2	19.0	0	20.5
		1413	1732.6	20.6			18.9		
		1513	1752.6	20.8			19.1		
	Subtest 3	1312	1712.4	20.2	0.5	21.7	18.5	0.5	20.0
		1413	1732.6	20.1			18.4		
		1513	1752.6	20.4			18.7		
	Subtest 4	1312	1712.4	20.2	0.5	21.7	18.6	0.5	20.0
		1413	1732.6	20.1			18.4		
		1513	1752.6	20.4			18.7		
HSUPA	Subtest 1	1312	1712.4	20.8	0	22.2	19.0	0	20.5
		1413	1732.6	20.6			19.0		
		1513	1752.6	20.9			19.0		
	Subtest 2	1312	1712.4	18.7	2	20.2	17.0	2	18.5
		1413	1732.6	18.6			17.0		
		1513	1752.6	18.9			17.0		
	Subtest 3	1312	1712.4	19.7	1	21.2	18.0	1	19.5
		1413	1732.6	19.6			17.9		
		1513	1752.6	19.8			18.0		
	Subtest 4	1312	1712.4	18.7	2	20.2	17.0	2	18.5
		1413	1732.6	18.6			16.9		
		1513	1752.6	18.9			17.0		
	Subtest 5	1312	1712.4	20.3	0	22.2	18.6	0	20.5
		1413	1732.6	20.2			18.5		
		1513	1752.6	20.5			18.6		
DC-HSDPA	Subtest 1	1312	1712.4	20.7	0	22.2	19.0	0	20.5
		1413	1732.6	20.6			19.0		
		1513	1752.6	20.7			19.0		
	Subtest 2	1312	1712.4	20.7	0	22.2	19.0	0	20.5
		1413	1732.6	20.6			18.9		
		1513	1752.6	20.7			19.0		
	Subtest 3	1312	1712.4	20.2	0.5	21.7	18.5	0.5	20.0
		1413	1732.6	20.1			18.4		
		1513	1752.6	20.2			18.5		
	Subtest 4	1312	1712.4	20.2	0.5	21.7	18.5	0.5	20.0
		1413	1732.6	20.1			18.4		
		1513	1752.6	20.2			18.5		
HSPA+	Subtest 1	1312	1712.4	20.2	2.5	22.2	18.5	2.5	20.5
		1413	1732.6	20.2			18.5		
		1513	1752.6	20.2			18.5		

W-CDMA Band 4 Measured Results (ANT4)

Mode		UL Ch No.	Freq. (MHz)	Mode A Power (dBm)			Mode B Power (dBm)		
				Measured Pwr	MPR	Max Power	Measured Pwr	MPR	Max Power
Release 99	Rel 99 (RMC, 12.2 kbps)	1312	1712.4	20.4	N/A	21.1	20.9	N/A	22.0
		1413	1732.6	20.2			20.8		
		1513	1752.6	20.3			20.8		
HSDPA	Subtest 1	1312	1712.4	19.4	0	21.1	20.5	0	22.0
		1413	1732.6	19.1			20.3		
		1513	1752.6	19.3			20.4		
	Subtest 2	1312	1712.4	19.3	0	21.1	20.4	0	22.0
		1413	1732.6	19.1			20.3		
		1513	1752.6	19.3			20.4		
	Subtest 3	1312	1712.4	18.8	0.5	20.6	19.9	0.5	21.5
		1413	1732.6	18.6			19.8		
		1513	1752.6	18.7			19.9		
	Subtest 4	1312	1712.4	18.8	0.5	20.6	19.9	0.5	21.5
		1413	1732.6	18.6			19.8		
		1513	1752.6	18.8			19.9		
HSUPA	Subtest 1	1312	1712.4	19.3	0	21.1	20.5	0	22.0
		1413	1732.6	19.2			20.3		
		1513	1752.6	19.3			20.4		
	Subtest 2	1312	1712.4	17.3	2	19.1	18.4	2	20.0
		1413	1732.6	17.1			18.3		
		1513	1752.6	17.3			18.4		
	Subtest 3	1312	1712.4	18.3	1	20.1	19.5	1	21.0
		1413	1732.6	18.1			19.3		
		1513	1752.6	18.3			19.4		
	Subtest 4	1312	1712.4	17.3	2	19.1	18.5	2	20.0
		1413	1732.6	17.2			18.3		
		1513	1752.6	17.3			18.4		
	Subtest 5	1312	1712.4	19.2	0	21.1	20.3	0	22.0
		1413	1732.6	19.1			20.2		
		1513	1752.6	19.1			20.4		
DC-HSDPA	Subtest 1	1312	1712.4	19.4	0	21.1	20.4	0	22.0
		1413	1732.6	19.2			20.3		
		1513	1752.6	19.3			20.4		
	Subtest 2	1312	1712.4	19.4	0	21.1	20.5	0	22.0
		1413	1732.6	19.2			20.3		
		1513	1752.6	19.3			20.4		
	Subtest 3	1312	1712.4	18.9	0.5	20.6	19.9	0.5	21.5
		1413	1732.6	18.7			19.8		
		1513	1752.6	18.8			19.9		
	Subtest 4	1312	1712.4	18.9	0.5	20.6	20.0	0.5	21.5
		1413	1732.6	18.7			19.8		
		1513	1752.6	18.8			19.9		
HSPA+	Subtest 1	1312	1712.4	18.2	2.5	18.6	18.8	2.5	19.5
		1413	1732.6	18.1			18.7		
		1513	1752.6	18.3			18.8		

W-CDMA Band 5 Measured Results (ANT1)

Mode		UL Ch No.	Freq. (MHz)	Mode A Power (dBm)			Mode B Power (dBm)		
				Measured Pwr	MPR	Max Power	Measured Pwr	MPR	Max Power
Release 99	Rel 99 (RMC, 12.2 kbps)	4132	826.4	24.7	N/A	25.7	21.9	N/A	22.9
		4183	836.6	24.7			21.9		
		4233	846.6	24.6			21.7		
HSDPA	Subtest 1	4132	826.4	23.7	0	25.7	20.9	0	22.9
		4183	836.6	23.8			20.9		
		4233	846.6	23.7			20.9		
	Subtest 2	4132	826.4	23.7	0	25.7	20.9	0	22.9
		4183	836.6	23.7			20.9		
		4233	846.6	23.7			20.9		
	Subtest 3	4132	826.4	23.2	0.5	25.2	20.4	0.5	22.4
		4183	836.6	23.2			20.4		
		4233	846.6	23.2			20.4		
	Subtest 4	4132	826.4	23.2	0.5	25.2	20.4	0.5	22.4
		4183	836.6	23.2			20.4		
		4233	846.6	23.2			20.4		
HSUPA	Subtest 1	4132	826.4	23.7	0	25.7	20.9	0	22.9
		4183	836.6	23.7			20.9		
		4233	846.6	23.7			20.9		
	Subtest 2	4132	826.4	21.7	2	23.7	18.9	2	20.9
		4183	836.6	21.7			18.9		
		4233	846.6	21.8			18.9		
	Subtest 3	4132	826.4	23.6	1	24.7	19.9	1	21.9
		4183	836.6	23.7			19.9		
		4233	846.6	23.7			19.9		
	Subtest 4	4132	826.4	23.6	2	23.7	18.9	2	20.9
		4183	836.6	23.2			18.9		
		4233	846.6	23.2			18.9		
	Subtest 5	4132	826.4	23.7	0	25.7	20.9	0	22.9
		4183	836.6	23.7			20.9		
		4233	846.6	23.7			20.9		
DC-HSDPA	Subtest 1	4132	826.4	23.7	0	25.7	20.9	0	22.9
		4183	836.6	23.7			20.9		
		4233	846.6	23.7			20.9		
	Subtest 2	4132	826.4	23.7	0	25.7	20.9	0	22.9
		4183	836.6	23.7			20.9		
		4233	846.6	23.7			20.9		
	Subtest 3	4132	826.4	23.2	0.5	25.2	20.4	0.5	22.4
		4183	836.6	23.2			20.4		
		4233	846.6	23.2			20.4		
	Subtest 4	4132	826.4	23.2	0.5	25.2	20.4	0.5	22.4
		4183	836.6	23.2			20.4		
		4233	846.6	23.2			20.4		
HSPA+	Subtest 1	4132	826.4	23.7	2.5	25.7	20.9	2.5	22.9
		4183	836.6	23.7			20.9		
		4233	846.6	23.7			20.9		

W-CDMA Band 5 Measured Results (ANT2)

Mode		UL Ch No.	Freq. (MHz)	Mode A Power (dBm)			Mode B Power (dBm)		
				Measured Pwr	MPR	Max Power	Measured Pwr	MPR	Max Power
Release 99	Rel 99 (RMC, 12.2 kbps)	4132	826.4	22.6	N/A	23.9	23.9	N/A	25.2
		4183	836.6	22.7			24.0		
		4233	846.6	22.6			23.9		
HSDPA	Subtest 1	4132	826.4	21.9	0	23.9	23.2	0	25.2
		4183	836.6	21.9			23.2		
		4233	846.6	21.9			23.2		
	Subtest 2	4132	826.4	21.9	0	23.9	23.2	0	25.2
		4183	836.6	21.9			23.2		
		4233	846.6	21.9			23.2		
	Subtest 3	4132	826.4	21.4	0.5	23.4	22.7	0.5	24.7
		4183	836.6	21.4			22.7		
		4233	846.6	21.4			22.7		
	Subtest 4	4132	826.4	21.4	0.5	23.4	22.7	0.5	24.7
		4183	836.6	21.4			22.7		
		4233	846.6	21.4			22.7		
HSUPA	Subtest 1	4132	826.4	21.9	0	23.9	23.2	0	25.2
		4183	836.6	21.9			23.2		
		4233	846.6	21.9			23.2		
	Subtest 2	4132	826.4	19.9	2	21.9	21.2	2	23.2
		4183	836.6	19.9			21.2		
		4233	846.6	19.9			21.2		
	Subtest 3	4132	826.4	20.9	1	22.9	22.2	1	24.2
		4183	836.6	20.9			22.2		
		4233	846.6	20.9			22.2		
	Subtest 4	4132	826.4	19.9	2	21.9	21.2	2	23.2
		4183	836.6	19.9			21.2		
		4233	846.6	19.9			21.2		
	Subtest 5	4132	826.4	21.9	0	23.9	23.2	0	25.2
		4183	836.6	21.9			23.2		
		4233	846.6	21.9			23.2		
DC-HSDPA	Subtest 1	4132	826.4	21.9	0	23.9	23.2	0	25.2
		4183	836.6	21.9			23.2		
		4233	846.6	21.9			23.2		
	Subtest 2	4132	826.4	21.9	0	23.9	23.2	0	25.2
		4183	836.6	21.9			23.2		
		4233	846.6	21.9			23.2		
	Subtest 3	4132	826.4	21.4	0.5	23.4	22.7	0.5	24.7
		4183	836.6	21.4			22.7		
		4233	846.6	21.4			22.7		
	Subtest 4	4132	826.4	21.4	0.5	23.4	22.7	0.5	24.7
		4183	836.6	21.4			22.7		
		4233	846.6	21.4			22.7		
HSPA+	Subtest 1	4132	826.4	21.9	2.5	23.9	23.2	2.5	25.2
		4183	836.6	21.9			23.2		
		4233	846.6	21.9			23.2		

9.3. LTE

The following tests were conducted according to the test requirements outlined in section 6.2 of the 3GPP TS36.101 specification.

UE Power Class: 3 (23 +/- 2dBm). The allowed Maximum Power Reduction (MPR) for the maximum output power due to higher order modulation and transmit bandwidth configuration (resource blocks) is specified in Table 6.2.3-1 of the 3GPP TS36.101.

Table 6.2.3-1: Maximum Power Reduction (MPR) for Power Class 1, 2 and 3

Modulation	Channel bandwidth / Transmission bandwidth (N _{RB})						MPR (dB)
	1.4 MHz	3.0 MHz	5 MHz	10 MHz	15 MHz	20 MHz	
QPSK	> 5	> 4	> 8	> 12	> 16	> 18	≤ 1
16 QAM	≤ 5	≤ 4	≤ 8	≤ 12	≤ 16	≤ 18	≤ 1
16 QAM	> 5	> 4	> 8	> 12	> 16	> 18	≤ 2
64 QAM	≤ 5	≤ 4	≤ 8	≤ 12	≤ 16	≤ 18	≤ 2
64 QAM	> 5	> 4	> 8	> 12	> 16	> 18	≤ 3
256 QAM	≥ 1						≤ 5

The allowed A-MPR values specified below in Table 6.2.4.-1 of 3GPP TS36.101 are in addition to the allowed MPR requirements. All the measurements below were performed with A-MPR disabled, by using Network Signaling Value of "NS_01".

Table 6.2.4-1: Additional Maximum Power Reduction (A-MPR)

Network Signalling value	Requirements (subclause)	E-UTRA Band	Channel bandwidth (MHz)	Resources Blocks (N _{RB})	A-MPR (dB)
NS_01	6.6.2.1.1	Table 5.5-1	1.4, 3, 5, 10, 15, 20	Table 5.6-1	N/A

Maximum Output Power for LTE

According to April 2015 TCB workshop, SAR test exclusion can be applied for testing overlapping LTE bands as follows:

- a) The maximum output power for the smaller band must be ≤ the larger band to qualify for the SAR test exclusion.
- b) The channel bandwidth and other operating parameters for the smaller band must be fully supported by the larger band.
 - LTE Band 2 (1850-1910 MHz) is covered by LTE Band 25 (1850-1915 MHz)
 - LTE Band 4 (1710-1755 MHz) is covered by LTE Band 66 (1710-1780 MHz)
 - LTE Band 17 (704-716 MHz) is covered by LTE Band 12 (699-716 MHz)

For some LTE Bands, certain channel bandwidths do not support at least three non-overlapping channels. When a device supports overlapping channel assignments in a channel bandwidth configuration, the middle channel of the group of overlapping channels should be selected for testing per KDB 941225 D05 SAR for LTE Devices. Please refer to section 6.3. for a detailed list of LTE test channels.

- LTE Band 4 (1710-1755 MHz)
- LTE Band 5 (824-849 MHz)
- LTE Band 12 (699-716 MHz)
- LTE Band 13 (777-787 MHz)
- LTE Band 14 (788-798 MHz)
- LTE Band 71 (663-698 MHz)

LTE QPSK configuration has the highest maximum average output power per 3GPP standard.

SAR measurement is not required for the 16QAM, 64QAM, and 256QAM. When the highest maximum output power for 16QAM, 64QAM, and 256QAM is ≤ ½ dB higher than the QPSK or when the reported SAR for the QPSK configuration is ≤ 1.45 W/kg.

Please refer to section 6.3. for LTE detail test channels.

RF Air interface	Mode	Maximum Output Power (dBm)							
		ANT1		ANT2		ANT3		ANT4	
		Mode A	Mode B	Mode A	Mode B	Mode A	Mode B	Mode A	Mode B
LTE Band 2	QPSK	22.7	22.0	18.2	19.8	23.1	21.7	20.0	19.8
LTE Band 4	QPSK	23.7	20.8	19.1	17.5	22.2	20.5	21.1	22.0
LTE Band 5	QPSK	25.7	22.9	23.9	25.2				
LTE Band 7	QPSK	21.3	19.7	18.1	18.9	21.9	19.1	18.9	19.6
LTE Band 12	QPSK	25.7	24.7	25.2	25.2				
LTE Band 13	QPSK	25.7	24.0	24.4	25.2				
LTE Band 14	QPSK	25.7	24.1	25.2	25.2				
LTE Band 17	QPSK	25.7	24.7	25.2	25.2				
LTE Band 25	QPSK	22.7	22.0	18.2	19.8	23.1	21.7	20.0	19.8
LTE Band 26	QPSK	25.7	22.9	23.9	25.2				
LTE Band 30	QPSK	21.0	17.8	18.5	18.8	22.1	20.5	20.3	19.2
LTE Band 41 (PC3)	QPSK	24.2	21.5	20.3	19.7	23.7	21.1	22.6	21.8
LTE Band 41 (PC2)	QPSK	25.8	23.1	21.9	21.3	25.3	22.7	24.2	23.4
LTE Band 53	QPSK	20.7	20.7	20.7	20.7				
LTE Band 66	QPSK	23.7	20.8	19.1	17.5	22.2	20.5	21.1	22.0
LTE Band 71	QPSK	25.7	25.2	24.5	25.2				
RF Air interface	Mode	Maximum Output Power (dBm)							
		ANT7		ANT8		ANT9		ANT4	
		Mode A	Mode B	Mode A	Mode B	Mode A	Mode B	Mode A	Mode B
LTE Band 48	QPSK	22.4	20.0	21.3	22.0	24.1	21.1	25.2	24.8

LTE Band 5 Measured Results (ANT1)

BW (MHz)	Mode	RB Allocation	RB Offset	Mode A Power (dBm)					Mode B Power (dBm)						
				20525			MPR	Max Power	20525			MPR	Max Power		
				826.5 MHz	836.5 MHz	846.5 MHz			826.5 MHz	836.5 MHz	846.5 MHz				
10	QPSK	1	0	24.4			0	25.7	21.6			0	22.9		
		1	25	24.4			0	25.7	21.6			0	22.9		
		1	49	24.4			0	25.7	21.5			0	22.9		
		25	0	23.7			1	24.7	21.6			0	22.9		
		25	12	23.8			1	24.7	21.7			0	22.9		
		25	25	23.7			1	24.7	21.6			0	22.9		
	16QAM	50	0	23.8			1	24.7	21.7			0	22.9		
		1	0	24.2			1	24.7	22.1			0	22.9		
		1	25	24.1			1	24.7	22.0			0	22.9		
		1	49	24.2			1	24.7	22.2			0	22.9		
		25	0	22.8			2	23.7	21.7			0	22.9		
		25	12	22.9			2	23.7	21.8			0	22.9		
	64QAM	25	25	22.9			2	23.7	21.8			0	22.9		
		50	0	22.8			2	23.7	21.8			0	22.9		
		1	0	23.0			2	23.7	22.0			0	22.9		
		1	25	22.9			2	23.7	22.0			0	22.9		
		1	49	23.0			2	23.7	22.0			0	22.9		
		25	0	21.8			3	22.7	21.7			0.2	22.7		
	256QAM	25	12	21.8			3	22.7	21.7			0.2	22.7		
		25	25	21.8			3	22.7	21.7			0.2	22.7		
50		0	21.8			3	22.7	21.7			0.2	22.7			
1		0	19.9			5	20.7	19.9			2.2	20.7			
1		25	20.0			5	20.7	20.1			2.2	20.7			
1		49	19.9			5	20.7	20.1			2.2	20.7			
5	QPSK	25	0	19.8			5	20.7	19.8			2.2	20.7		
		25	12	19.9			5	20.7	19.9			2.2	20.7		
		25	25	19.9			5	20.7	19.9			2.2	20.7		
		50	0	19.9			5	20.7	19.8			2.2	20.7		
						Mode A Power (dBm)					Mode B Power (dBm)				
		BW (MHz)	Mode	RB Allocation	RB offset	20425	20525	20625	MPR	Max Power	20425	20525	20625	MPR	Max Power
	826.5 MHz					836.5 MHz	846.5 MHz	826.5 MHz			836.5 MHz	846.5 MHz			
	5	QPSK	1	0	24.5	24.4	24.5	0	25.7	21.7	21.6	21.7	0	22.9	
			1	12	24.6	24.6	24.6	0	25.7	21.8	21.7	21.9	0	22.9	
			1	24	24.4	24.4	24.6	0	25.7	21.6	21.7	21.8	0	22.9	
			12	0	23.7	23.7	23.8	1	24.7	21.7	21.6	21.7	0	22.9	
			12	7	23.8	23.8	24.0	1	24.7	21.8	21.8	21.8	0	22.9	
			12	13	23.8	23.8	23.9	1	24.7	21.7	21.7	21.8	0	22.9	
		16QAM	25	0	23.8	23.8	23.9	1	24.7	21.7	21.7	21.8	0	22.9	
			1	0	24.1	24.1	24.2	1	24.7	22.0	22.0	22.1	0	22.9	
			1	12	24.2	24.2	24.3	1	24.7	22.1	22.1	22.3	0	22.9	
			1	24	24.2	24.1	24.2	1	24.7	22.1	22.0	22.2	0	22.9	
			12	0	22.7	22.8	22.9	2	23.7	21.6	21.7	21.7	0	22.9	
			12	7	22.8	22.9	23.0	2	23.7	21.7	21.8	21.8	0	22.9	
		64QAM	12	13	22.8	22.9	23.0	2	23.7	21.7	21.8	21.8	0	22.9	
25			0	22.8	22.8	22.9	2	23.7	21.7	21.8	21.8	0	22.9		
1			0	22.9	22.9	23.0	2	23.7	21.8	21.9	21.8	0	22.9		
1			12	23.0	23.0	23.1	2	23.7	21.9	21.9	21.9	0	22.9		
1			24	23.0	22.9	23.0	2	23.7	21.8	21.9	21.8	0	22.9		
12			0	21.8	21.8	21.9	3	22.7	21.7	21.7	21.7	0.2	22.7		
256QAM		12	7	21.9	21.9	22.0	3	22.7	21.8	21.8	21.8	0.2	22.7		
		12	13	21.8	21.9	21.9	3	22.7	21.7	21.7	21.8	0.2	22.7		
	25	0	21.8	21.8	21.9	3	22.7	21.7	21.7	21.8	0.2	22.7			
	1	0	19.9	19.9	19.9	5	20.7	19.9	19.9	19.9	2.2	20.7			
	1	12	20.0	19.9	20.1	5	20.7	20.0	20.0	20.0	2.2	20.7			
	1	24	19.9	19.8	20.0	5	20.7	19.9	19.9	20.0	2.2	20.7			
256QAM	12	0	19.8	19.8	19.8	5	20.7	19.8	19.8	19.9	2.2	20.7			
	12	7	19.9	19.9	19.9	5	20.7	19.9	19.9	20.0	2.2	20.7			
	12	13	19.9	19.9	19.9	5	20.7	19.9	19.8	19.9	2.2	20.7			
	25	0	19.9	19.9	19.9	5	20.7	19.9	19.8	19.9	2.2	20.7			

LTE Band 5 Measured Results (ANT1) (continued)

BW (MHz)	Mode	RB Allocation	RB offset	Mode A Power (dBm)					Mode B Power (dBm)					
				20415	20525	20635	MPR	Max Power	20415	20525	20635	MPR	Max Power	
				825.5 MHz	836.5 MHz	847.5 MHz			825.5 MHz	836.5 MHz	847.5 MHz			
3	QPSK	1	0	24.4	24.4	24.5	0	25.7	21.6	21.6	21.7	0	22.9	
		1	8	24.6	24.5	24.7	0	25.7	21.7	21.7	21.8	0	22.9	
		1	14	24.4	24.4	24.5	0	25.7	21.6	21.6	21.7	0	22.9	
		8	0	23.8	23.7	23.8	1	24.7	21.7	21.6	21.7	0	22.9	
		8	4	23.9	23.8	23.9	1	24.7	21.7	21.7	21.8	0	22.9	
		8	7	23.8	23.8	23.9	1	24.7	21.8	21.7	21.9	0	22.9	
	16QAM	15	0	23.8	23.8	23.9	1	24.7	21.7	21.7	21.7	0	22.9	
		1	0	24.1	24.0	24.1	1	24.7	22.0	22.0	22.0	0	22.9	
		1	8	24.2	24.1	24.2	1	24.7	22.0	22.0	22.1	0	22.9	
		1	14	24.0	24.1	24.2	1	24.7	22.0	22.0	22.1	0	22.9	
		8	0	22.9	22.8	22.9	2	23.7	21.8	21.6	21.8	0	22.9	
		8	4	22.9	22.9	22.9	2	23.7	21.8	21.8	21.9	0	22.9	
	64QAM	8	7	22.9	22.9	23.0	2	23.7	21.8	21.8	21.9	0	22.9	
		15	0	22.8	22.8	22.9	2	23.7	21.7	21.8	21.8	0	22.9	
		1	0	23.0	23.0	23.1	2	23.7	21.9	21.9	21.9	0	22.9	
		1	8	23.1	23.1	23.1	2	23.7	22.0	22.0	22.1	0	22.9	
		1	14	23.0	23.0	23.1	2	23.7	21.9	21.9	22.0	0	22.9	
		8	0	21.9	21.7	21.8	3	22.7	21.7	21.7	21.8	0.2	22.7	
	256QAM	8	4	21.9	21.9	21.9	3	22.7	21.7	21.8	21.8	0.2	22.7	
		8	7	21.9	21.8	21.9	3	22.7	21.7	21.8	21.9	0.2	22.7	
		15	0	21.9	21.8	21.8	3	22.7	21.7	21.7	21.8	0.2	22.7	
		1	0	19.8	19.7	19.9	5	20.7	19.9	19.8	19.9	2.2	20.7	
		1	8	20.0	20.0	20.2	5	20.7	20.0	20.0	20.1	2.2	20.7	
		1	14	20.0	19.8	20.1	5	20.7	19.9	19.9	20.0	2.2	20.7	
1.4	QPSK	8	0	19.9	19.8	19.9	5	20.7	19.9	19.8	19.9	2.2	20.7	
		8	4	19.9	19.9	19.9	5	20.7	19.9	19.9	19.9	2.2	20.7	
		8	7	19.9	19.9	20.0	5	20.7	19.9	19.9	20.0	2.2	20.7	
		15	0	19.9	19.8	19.9	5	20.7	19.9	19.8	19.9	2.2	20.7	
		16QAM	1	0	24.5	24.5	24.6	0	25.7	21.7	21.6	21.8	0	22.9
			1	3	24.5	24.5	24.6	0	25.7	21.7	21.7	21.8	0	22.9
	1		5	24.5	24.5	24.6	0	25.7	21.7	21.7	21.8	0	22.9	
	3		0	24.5	24.4	24.6	0	25.7	21.7	21.6	21.8	0	22.9	
	3		1	24.5	24.5	24.6	0	25.7	21.7	21.7	21.8	0	22.9	
	3		3	24.5	24.5	24.6	0	25.7	21.7	21.7	21.8	0	22.9	
	64QAM	6	0	23.8	23.7	23.9	1	24.7	21.7	21.7	21.8	0	22.9	
		1	0	24.1	24.1	24.3	1	24.7	21.9	22.0	22.2	0	22.9	
		1	3	24.2	24.1	24.3	1	24.7	22.0	22.0	22.1	0	22.9	
		1	5	24.1	24.1	24.3	1	24.7	21.9	22.0	22.0	0	22.9	
		3	0	24.0	23.9	24.1	1	24.7	21.9	21.8	22.0	0	22.9	
		3	1	24.0	24.0	24.1	1	24.7	21.9	21.9	22.0	0	22.9	
	256QAM	3	3	24.0	24.0	24.1	1	24.7	21.9	21.9	22.0	0	22.9	
		6	0	22.9	22.8	23.0	2	23.7	21.7	21.7	21.8	0	22.9	
		1	0	23.0	23.0	23.1	2	23.7	21.9	21.8	21.9	0	22.9	
		1	3	23.0	23.0	23.1	2	23.7	21.9	21.9	22.0	0	22.9	
		1	5	23.0	23.0	23.1	2	23.7	21.9	21.9	21.9	0	22.9	
		3	0	22.9	22.9	23.0	2	23.7	21.7	21.7	21.8	0	22.9	
	256QAM	3	1	22.9	22.9	23.0	2	23.7	21.7	21.7	21.8	0	22.9	
		3	3	22.9	22.9	23.0	2	23.7	21.7	21.7	21.8	0	22.9	
6		0	21.7	21.7	21.9	3	22.7	21.7	21.6	21.8	0.2	22.7		
1		0	20.0	20.0	20.1	5	20.7	19.8	19.8	20.0	2.2	20.7		
1		3	20.0	20.0	20.1	5	20.7	19.9	19.9	20.1	2.2	20.7		
1		5	19.9	19.9	20.1	5	20.7	19.9	19.9	20.0	2.2	20.7		

LTE Band 5 Measured Results (ANT2)

BW (MHz)	Mode	RB Allocation	RB Offset	Mode A Power (dBm)				Mode B Power (dBm)					
				20525		MPR	Max Power	20525		MPR	Max Power		
				836.5 MHz				836.5 MHz					
10	QPSK	1	0	22.7		0	23.9	23.9		0	25.2		
		1	25	22.6		0	23.9	23.9		0	25.2		
		1	49	22.6		0	23.9	23.9		0	25.2		
		25	0	22.6		0	23.9	23.2		1	24.2		
		25	12	22.7		0	23.9	23.3		1	24.2		
		25	25	22.7		0	23.9	23.2		1	24.2		
	16QAM	50	0	22.6		0	23.9	23.3		1	24.2		
		1	0	22.9		0	23.9	23.5		1	24.2		
		1	25	22.8		0	23.9	23.4		1	24.2		
		1	49	22.8		0	23.9	23.4		1	24.2		
		25	0	22.1		0.7	23.2	22.1		2	23.2		
		25	12	22.2		0.7	23.2	22.2		2	23.2		
	64QAM	25	25	22.2		0.7	23.2	22.2		2	23.2		
		50	0	22.2		0.7	23.2	22.2		2	23.2		
		1	0	22.4		0.7	23.2	22.4		2	23.2		
		1	25	22.4		0.7	23.2	22.4		2	23.2		
		1	49	22.4		0.7	23.2	22.3		2	23.2		
		25	0	21.1		1.7	22.2	21.1		3	22.2		
	256QAM	25	12	21.2		1.7	22.2	21.2		3	22.2		
		25	25	21.2		1.7	22.2	21.2		3	22.2		
50		0	21.2		1.7	22.2	21.2		3	22.2			
1		0	19.3		3.7	20.2	19.2		5	20.2			
1		25	19.4		3.7	20.2	19.3		5	20.2			
1		49	19.3		3.7	20.2	19.1		5	20.2			
5	QPSK	25	0	19.1		3.7	20.2	19.1		5	20.2		
		25	12	19.2		3.7	20.2	19.2		5	20.2		
		25	25	19.2		3.7	20.2	19.2		5	20.2		
		50	0	19.2		3.7	20.2	19.2		5	20.2		
		1	0	22.5	22.7	22.5	0	23.9	23.8	23.7	23.8	0	25.2
		1	12	22.7	22.5	22.6	0	23.9	23.9	23.9	23.9	0	25.2
	16QAM	1	24	22.5	22.5	22.5	0	23.9	23.8	23.8	23.8	0	25.2
		12	0	22.5	22.5	22.5	0	23.9	23.1	23.1	23.1	1	24.2
		12	7	22.6	22.6	22.6	0	23.9	23.2	23.1	23.2	1	24.2
		12	13	22.6	22.6	22.6	0	23.9	23.2	23.1	23.2	1	24.2
25		0	22.6	22.8	22.6	0	23.9	23.2	23.1	23.1	1	24.2	
1		0	22.9	22.9	22.8	0	23.9	23.5	23.4	23.4	1	24.2	
64QAM	1	12	23.0	22.8	23.0	0	23.9	23.6	23.5	23.6	1	24.2	
	1	24	22.9	22.2	22.9	0	23.9	23.4	23.4	23.5	1	24.2	
	12	0	22.1	22.2	22.1	0.7	23.2	22.3	22.0	22.1	2	23.2	
	12	7	22.2	22.2	22.2	0.7	23.2	22.4	22.1	22.2	2	23.2	
	12	13	22.1	22.2	22.2	0.7	23.2	22.4	22.1	22.2	2	23.2	
	25	0	22.2	22.2	22.2	0.7	23.2	22.2	22.2	22.2	2	23.2	
256QAM	1	0	22.2	22.3	22.3	0.7	23.2	22.2	22.2	22.2	2	23.2	
	1	12	22.2	22.2	22.3	0.7	23.2	22.2	22.3	22.3	2	23.2	
	1	24	22.2	21.2	22.3	0.7	23.2	22.2	22.2	22.3	2	23.2	
	12	0	21.1	21.1	21.1	1.7	22.2	21.1	21.1	21.1	3	22.2	
	12	7	21.2	21.2	21.2	1.7	22.2	21.2	21.1	21.2	3	22.2	
	12	13	21.2	21.2	21.2	1.7	22.2	21.2	21.2	21.2	3	22.2	
256QAM	25	0	21.2	20.2	21.2	1.7	22.2	21.2	21.1	21.2	3	22.2	
	1	0	19.2	19.4	19.3	3.7	20.2	19.2	19.2	19.2	5	20.2	
	1	12	19.3	19.2	19.4	3.7	20.2	19.3	19.4	19.3	5	20.2	
	1	24	19.2	19.1	19.3	3.7	20.2	19.2	19.3	19.3	5	20.2	
	12	0	19.1	19.1	19.2	3.7	20.2	19.1	19.1	19.2	5	20.2	
	12	7	19.2	19.2	19.2	3.7	20.2	19.2	19.1	19.2	5	20.2	
256QAM	12	13	19.2	19.2	19.2	3.7	20.2	19.2	19.2	19.2	5	20.2	
	25	0	19.2	19.2	19.2	3.7	20.2	19.2	19.2	19.2	5	20.2	

LTE Band 5 Measured Results (ANT2) (continued)

BW (MHz)	Mode	RB Allocation	RB offset	Mode A Power (dBm)					Mode B Power (dBm)					
				20415	20525	20635	MPR	Max Power	20415	20525	20635	MPR	Max Power	
				825.5 MHz	836.5 MHz	847.5 MHz			825.5 MHz	836.5 MHz	847.5 MHz			
3	QPSK	1	0	22.5	22.4	22.5	0	23.9	23.7	23.7	23.7	0	25.2	
		1	8	22.6	22.6	22.6	0	23.9	23.9	23.8	23.8	0	25.2	
		1	14	22.5	22.5	22.5	0	23.9	23.8	23.7	23.7	0	25.2	
		8	0	22.6	22.5	22.5	0	23.9	23.2	23.0	23.0	1	24.2	
		8	4	22.6	22.5	22.5	0	23.9	23.2	23.1	23.1	1	24.2	
		8	7	22.6	22.6	22.6	0	23.9	23.2	23.1	23.1	1	24.2	
	16QAM	15	0	22.6	22.5	22.5	0	23.9	23.1	23.1	23.0	1	24.2	
		1	0	22.8	22.8	22.8	0	23.9	23.4	23.3	23.3	1	24.2	
		1	8	22.9	22.9	22.9	0	23.9	23.5	23.4	23.4	1	24.2	
		1	14	22.8	22.8	22.8	0	23.9	23.4	23.3	23.4	1	24.2	
		8	0	22.3	22.1	22.1	0.7	23.2	22.2	22.0	22.1	2	23.2	
		8	4	22.3	22.2	22.2	0.7	23.2	22.3	22.1	22.1	2	23.2	
	64QAM	8	7	22.3	22.2	22.2	0.7	23.2	22.3	22.2	22.2	2	23.2	
		15	0	22.2	22.2	22.1	0.7	23.2	22.2	22.1	22.1	2	23.2	
		1	0	22.3	22.3	22.3	0.7	23.2	22.3	22.3	22.2	2	23.2	
		1	8	22.4	22.4	22.4	0.7	23.2	22.4	22.3	22.3	2	23.2	
		1	14	22.3	22.3	22.3	0.7	23.2	22.3	22.2	22.2	2	23.2	
		8	0	21.2	21.1	21.1	1.7	22.2	21.2	21.1	21.1	3	22.2	
	256QAM	8	4	21.2	21.2	21.1	1.7	22.2	21.2	21.1	21.1	3	22.2	
		8	7	21.2	21.2	21.2	1.7	22.2	21.2	21.2	21.2	3	22.2	
		15	0	21.2	21.1	21.1	1.7	22.2	21.1	21.2	21.1	3	22.2	
		1	0	19.2	19.2	19.2	3.7	20.2	19.2	19.2	19.2	5	20.2	
		1	8	19.4	19.3	19.4	3.7	20.2	19.4	19.3	19.4	5	20.2	
		1	14	19.2	19.2	19.3	3.7	20.2	19.2	19.2	19.2	5	20.2	
1.4	QPSK	8	0	19.2	19.1	19.1	3.7	20.2	19.2	19.0	19.1	5	20.2	
		8	4	19.2	19.1	19.2	3.7	20.2	19.2	19.1	19.1	5	20.2	
		8	7	19.2	19.2	19.3	3.7	20.2	19.2	19.2	19.2	5	20.2	
		15	0	19.2	19.1	19.1	3.7	20.2	19.1	19.1	19.1	5	20.2	
		20407	20525	20643	MPR	Max Power	20407	20525	20643	MPR	Max Power			
		824.7 MHz	836.5 MHz	848.3 MHz			824.7 MHz	836.5 MHz	848.3 MHz					
	1.4	QPSK	1	0	22.5	22.5	22.6	0	23.9	23.8	23.8	23.8	0	25.2
			1	3	22.6	22.6	22.6	0	23.9	23.9	23.8	23.8	0	25.2
			1	5	22.6	22.5	22.5	0	23.9	23.8	23.8	23.8	0	25.2
			3	0	22.6	22.5	22.5	0	23.9	23.8	23.8	23.8	0	25.2
			3	1	22.5	22.6	22.5	0	23.9	23.9	23.8	23.8	0	25.2
			3	3	22.6	22.5	22.5	0	23.9	23.8	23.8	23.8	0	25.2
		16QAM	6	0	22.6	22.5	22.6	0	23.9	23.1	23.1	23.1	1	24.2
			1	0	22.9	22.8	22.9	0	23.9	23.5	23.5	23.5	1	24.2
			1	3	22.9	22.9	22.9	0	23.9	23.5	23.5	23.5	1	24.2
			1	5	22.9	22.9	22.9	0	23.9	23.5	23.5	23.5	1	24.2
			3	0	22.7	22.6	22.7	0	23.9	23.3	23.3	23.4	1	24.2
			3	1	22.8	22.7	22.7	0	23.9	23.3	23.3	23.3	1	24.2
		64QAM	3	3	22.8	22.7	22.7	0	23.9	23.3	23.3	23.3	1	24.2
			3	3	22.8	22.7	22.7	0	23.9	23.3	23.3	23.3	1	24.2
			6	0	22.2	22.1	22.2	0.7	23.2	22.2	22.2	22.2	2	23.2
			1	0	22.4	22.3	22.3	0.7	23.2	22.3	22.2	22.3	2	23.2
			1	3	22.3	22.3	22.4	0.7	23.2	22.4	22.4	22.3	2	23.2
			1	5	22.3	22.3	22.3	0.7	23.2	22.3	22.2	22.3	2	23.2
256QAM		3	0	22.2	22.2	22.2	0.7	23.2	22.2	22.1	22.2	2	23.2	
		3	1	22.2	22.2	22.2	0.7	23.2	22.2	22.2	22.2	2	23.2	
		3	3	22.2	22.2	22.2	0.7	23.2	22.2	22.2	22.2	2	23.2	
		6	0	21.1	21.1	21.1	1.7	22.2	21.1	21.1	21.2	3	22.2	
		1	0	19.2	19.1	19.4	3.7	20.2	19.1	19.1	19.3	5	20.2	
		1	3	19.3	19.3	19.4	3.7	20.2	19.3	19.2	19.3	5	20.2	
256QAM	1	5	19.2	19.1	19.2	3.7	20.2	19.2	19.2	19.3	5	20.2		
	3	0	19.2	19.1	19.2	3.7	20.2	19.2	19.0	19.1	5	20.2		
	3	1	19.2	19.2	19.2	3.7	20.2	19.2	19.1	19.1	5	20.2		
	3	3	19.2	19.1	19.2	3.7	20.2	19.2	19.1	19.1	5	20.2		
	6	0	19.3	19.1	19.0	3.7	20.2	19.3	19.3	19.1	5	20.2		

LTE Band 7 Measured Results (ANT1)

BW (MHz)	Mode	RB Allocation	RB Offset	Mode A Power (dBm)					Mode B Power (dBm)				
				20850	21100	21350	MPR	Max Power	20850	21100	21350	MPR	Max Power
				2510 MHz	2535 MHz	2560 MHz			2510 MHz	2535 MHz	2560 MHz		
20	QPSK	1	0	21.2	21.0	20.9	0	21.3	18.6	18.5	18.5	0	19.7
		1	49	21.2	20.9	21.0	0	21.3	18.6	18.5	18.5	0	19.7
		1	99	21.0	21.0	20.9	0	21.3	18.5	18.4	18.5	0	19.7
		50	0	21.2	21.0	21.0	0	21.3	18.7	18.6	18.5	0	19.7
		50	24	21.1	21.0	21.0	0	21.3	18.6	18.6	18.5	0	19.7
		50	50	21.0	21.0	21.0	0	21.3	18.6	18.5	18.6	0	19.7
	16QAM	100	0	21.1	21.0	21.0	0	21.3	18.6	18.5	18.5	0	19.7
		1	0	21.2	21.2	21.1	0	21.3	19.0	18.8	18.7	0	19.7
		1	49	21.3	21.3	21.3	0	21.3	19.1	19.1	18.9	0	19.7
		1	99	21.1	21.1	21.2	0	21.3	18.9	18.7	18.8	0	19.7
		50	0	21.0	21.0	20.9	0	21.3	18.6	18.5	18.5	0	19.7
		50	24	20.9	21.0	21.0	0	21.3	18.6	18.5	18.5	0	19.7
	64QAM	50	50	20.9	20.9	21.0	0	21.3	18.5	18.5	18.6	0	19.7
		100	0	20.9	21.0	21.0	0	21.3	18.6	18.5	18.5	0	19.7
		1	0	21.1	21.1	21.1	0	21.3	18.7	18.5	18.7	0	19.7
		1	49	21.2	21.2	21.2	0	21.3	18.8	18.7	18.8	0	19.7
		1	99	21.0	21.0	21.1	0	21.3	18.6	18.6	18.7	0	19.7
		50	0	21.0	20.9	20.9	0	21.3	18.6	18.5	18.5	0	19.7
	256QAM	50	24	20.9	21.0	21.0	0	21.3	18.6	18.5	18.5	0	19.7
		50	50	20.9	20.9	21.0	0	21.3	18.5	18.5	18.6	0	19.7
		100	0	20.9	21.0	21.0	0	21.3	18.6	18.5	18.5	0	19.7
		1	0	20.0	19.9	19.8	0.6	20.7	18.8	18.7	18.6	0	19.7
		1	49	19.9	19.9	20.0	0.6	20.7	18.8	18.6	18.7	0	19.7
		1	99	19.9	20.0	20.0	0.6	20.7	18.8	18.7	18.7	0	19.7
15	QPSK	50	0	19.8	19.8	19.8	0.6	20.7	18.7	18.5	18.5	0	19.7
		50	24	19.8	19.8	19.8	0.6	20.7	18.6	18.5	18.6	0	19.7
		50	50	19.7	19.8	19.8	0.6	20.7	18.6	18.5	18.6	0	19.7
		100	0	19.7	19.8	19.8	0.6	20.7	18.6	18.5	18.6	0	19.7
		1	0	21.0	20.8	20.9	0	21.3	18.5	18.4	18.4	0	19.7
		1	37	20.9	20.8	21.0	0	21.3	18.5	18.4	18.5	0	19.7
	16QAM	1	74	20.9	20.8	20.9	0	21.3	18.5	18.3	18.5	0	19.7
		36	0	20.9	20.9	20.9	0	21.3	18.6	18.5	18.5	0	19.7
		36	20	21.0	20.9	20.9	0	21.3	18.6	18.5	18.5	0	19.7
		36	39	20.9	20.9	21.0	0	21.3	18.5	18.5	18.5	0	19.7
		75	0	20.9	20.9	20.9	0	21.3	18.6	18.5	18.6	0	19.7
		1	0	21.2	21.1	21.2	0	21.3	18.8	18.8	18.8	0	19.7
	64QAM	1	37	21.1	21.1	21.2	0	21.3	18.9	18.9	18.8	0	19.7
		1	74	21.1	21.1	21.2	0	21.3	18.8	18.8	18.8	0	19.7
		36	0	21.0	20.9	20.9	0	21.3	18.6	18.5	18.5	0	19.7
		36	20	21.0	21.0	20.9	0	21.3	18.7	18.5	18.6	0	19.7
		36	39	20.9	20.9	21.0	0	21.3	18.5	18.5	18.6	0	19.7
		75	0	20.9	20.9	20.9	0	21.3	18.6	18.5	18.6	0	19.7
	256QAM	1	0	21.2	21.0	21.1	0	21.3	18.7	18.6	18.6	0	19.7
		1	37	21.3	21.1	21.1	0	21.3	18.8	18.6	18.7	0	19.7
		1	74	21.2	21.1	21.1	0	21.3	18.7	18.6	18.7	0	19.7
		36	0	21.0	20.9	20.9	0	21.3	18.6	18.5	18.5	0	19.7
		36	20	21.0	20.9	20.9	0	21.3	18.7	18.5	18.6	0	19.7
		36	39	20.9	20.9	21.0	0	21.3	18.6	18.5	18.6	0	19.7
256QAM	75	0	21.0	20.9	20.9	0	21.3	18.6	18.5	18.6	0	19.7	
	1	0	19.9	19.9	19.7	0.6	20.7	18.7	18.6	18.5	0	19.7	
	1	37	19.9	19.9	19.9	0.6	20.7	18.7	18.6	18.7	0	19.7	
	1	74	19.9	19.9	20.0	0.6	20.7	18.7	18.7	18.8	0	19.7	
	36	0	19.8	19.7	19.7	0.6	20.7	18.7	18.5	18.5	0	19.7	
	36	20	19.8	19.7	19.7	0.6	20.7	18.7	18.5	18.6	0	19.7	

LTE Band 7 Measured Results (ANT1) (continued)

BW (MHz)	Mode	RB Allocation	RB offset	Mode A Power (dBm)					Mode B Power (dBm)					
				20800	21100	21400	MPR	Max Power	20800	21100	21400	MPR	Max Power	
				2505 MHz	2535 MHz	2565 MHz			2505 MHz	2535 MHz	2565 MHz			
10	QPSK	1	0	21.2	21.1	21.1	0	21.3	18.7	18.6	18.6	0	19.7	
		1	25	21.2	21.1	21.2	0	21.3	18.7	18.6	18.7	0	19.7	
		1	49	21.2	21.0	21.1	0	21.3	18.7	18.6	18.6	0	19.7	
		25	0	21.2	21.1	21.1	0	21.3	18.7	18.6	18.6	0	19.7	
		25	12	21.2	21.1	21.1	0	21.3	18.8	18.6	18.7	0	19.7	
		25	25	21.2	21.1	21.2	0	21.3	18.6	18.6	18.7	0	19.7	
	16QAM	1	0	21.2	21.1	21.0	0	21.3	18.7	18.6	18.7	0	19.7	
		1	25	21.3	21.3	21.3	0	21.3	19.0	19.0	18.9	0	19.7	
		1	49	21.3	21.2	21.3	0	21.3	19.1	19.0	18.9	0	19.7	
		25	0	21.3	21.1	21.1	0	21.3	18.8	18.7	18.6	0	19.7	
		25	12	21.3	21.0	21.1	0	21.3	18.8	18.7	18.7	0	19.7	
		25	25	21.2	21.0	21.2	0	21.3	18.6	18.7	18.7	0	19.7	
	64QAM	1	0	21.2	21.1	21.1	0	21.3	18.7	18.6	18.7	0	19.7	
		1	25	21.3	21.3	21.3	0	21.3	19.0	18.8	18.8	0	19.7	
		1	49	21.3	21.2	21.3	0	21.3	19.0	18.8	18.9	0	19.7	
		25	0	21.2	21.0	21.0	0	21.3	18.8	18.6	18.6	0	19.7	
		25	12	21.3	21.0	21.1	0	21.3	18.8	18.7	18.7	0	19.7	
		25	25	21.2	21.0	21.1	0	21.3	18.7	18.6	18.7	0	19.7	
	256QAM	1	0	21.2	21.0	21.0	0	21.3	18.7	18.6	18.7	0	19.7	
		1	25	20.0	19.8	19.9	0.6	20.7	18.9	18.8	18.7	0	19.7	
		1	49	20.1	19.9	20.1	0.6	20.7	19.0	18.9	18.9	0	19.7	
		25	0	20.0	19.7	19.8	0.6	20.7	18.8	18.8	18.8	0	19.7	
		25	12	20.0	19.8	19.9	0.6	20.7	18.7	18.7	18.6	0	19.7	
		25	25	20.0	19.7	19.9	0.6	20.7	18.8	18.7	18.7	0	19.7	
	5	QPSK	1	0	20.0	19.7	19.8	0.6	20.7	18.7	18.6	18.7	0	19.7
			1	25	20.0	19.7	19.9	0.6	20.7	18.7	18.6	18.7	0	19.7
			1	49	20.0	19.7	19.9	0.6	20.7	18.7	18.6	18.7	0	19.7
			25	0	20.0	19.7	19.8	0.6	20.7	18.7	18.7	18.6	0	19.7
25			12	20.0	19.8	19.9	0.6	20.7	18.8	18.7	18.7	0	19.7	
25			25	20.0	19.7	19.9	0.6	20.7	18.7	18.6	18.7	0	19.7	
16QAM		1	0	20.0	19.7	19.8	0.6	20.7	18.7	18.6	18.7	0	19.7	
		1	25	20.1	19.9	20.1	0.6	20.7	19.0	18.9	18.9	0	19.7	
		1	49	20.0	19.9	20.0	0.6	20.7	18.8	18.8	18.8	0	19.7	
		25	0	20.0	19.7	19.8	0.6	20.7	18.7	18.7	18.6	0	19.7	
		25	12	20.0	19.8	19.9	0.6	20.7	18.8	18.7	18.7	0	19.7	
		25	25	20.0	19.7	19.9	0.6	20.7	18.7	18.6	18.7	0	19.7	
64QAM		1	0	20.0	19.7	19.8	0.6	20.7	18.7	18.6	18.7	0	19.7	
		1	25	20.1	19.9	20.1	0.6	20.7	19.0	18.9	18.9	0	19.7	
		1	49	20.0	19.9	20.0	0.6	20.7	18.8	18.8	18.8	0	19.7	
		25	0	20.0	19.7	19.8	0.6	20.7	18.7	18.7	18.6	0	19.7	
		25	12	20.0	19.8	19.9	0.6	20.7	18.8	18.7	18.7	0	19.7	
		25	25	20.0	19.7	19.9	0.6	20.7	18.7	18.6	18.7	0	19.7	
256QAM		1	0	20.0	19.7	19.8	0.6	20.7	18.7	18.6	18.7	0	19.7	
		1	25	20.1	19.9	20.1	0.6	20.7	19.0	18.9	18.9	0	19.7	
		1	49	20.0	19.9	20.0	0.6	20.7	18.8	18.8	18.8	0	19.7	
		25	0	20.0	19.7	19.8	0.6	20.7	18.7	18.7	18.6	0	19.7	
		25	12	20.0	19.8	19.9	0.6	20.7	18.8	18.7	18.7	0	19.7	
		25	25	20.0	19.7	19.9	0.6	20.7	18.7	18.6	18.7	0	19.7	
		50	0	20.0	19.7	19.8	0.6	20.7	18.7	18.6	18.7	0	19.7	
		256QAM	1	0	20.0	19.7	19.8	0.6	20.7	18.7	18.6	18.7	0	19.7
			1	12	20.1	19.9	20.2	0.6	20.7	18.9	18.8	18.9	0	19.7
			1	24	20.1	20.0	20.1	0.6	20.7	18.8	18.7	18.9	0	19.7
	12		0	20.0	19.9	19.9	0.6	20.7	18.8	18.7	18.7	0	19.7	
	12		7	20.0	19.9	19.9	0.6	20.7	18.8	18.7	18.8	0	19.7	
	12		13	20.0	19.9	20.0	0.6	20.7	18.8	18.6	18.7	0	19.7	
	25		0	20.0	19.9	19.9	0.6	20.7	18.8	18.6	18.7	0	19.7	
25	12		20.1	20.0	20.2	0.6	20.7	18.9	18.8	18.9	0	19.7		
25	24		20.1	20.0	20.1	0.6	20.7	18.8	18.7	18.9	0	19.7		
12	0		20.0	19.9	19.9	0.6	20.7	18.8	18.7	18.7	0	19.7		
12	7		20.0	19.9	19.9	0.6	20.7	18.8	18.7	18.8	0	19.7		
12	13		20.0	19.9	20.0	0.6	20.7	18.8	18.6	18.7	0	19.7		
25	0		20.0	19.9	19.9	0.6	20.7	18.8	18.6	18.7	0	19.7		

LTE Band 7 Measured Results (ANT2)

BW (MHz)	Mode	RB Allocation	RB Offset	Mode A Power (dBm)					Mode B Power (dBm)				
				20850	21100	21350	MPR	Max Power	20850	21100	21350	MPR	Max Power
				2510 MHz	2535 MHz	2560 MHz			2510 MHz	2535 MHz	2560 MHz		
20	QPSK	1	0	16.9	16.8	16.9	0	18.1	17.8	17.6	17.6	0	18.9
		1	49	16.9	16.8	16.9	0	18.1	17.8	17.7	17.7	0	18.9
		1	99	16.9	16.8	16.9	0	18.1	17.8	17.7	17.6	0	18.9
		50	0	17.0	16.9	17.0	0	18.1	17.9	17.7	17.7	0	18.9
		50	24	17.0	16.9	17.0	0	18.1	17.9	17.7	17.8	0	18.9
		50	50	16.9	16.9	17.0	0	18.1	17.8	17.7	17.8	0	18.9
	16QAM	100	0	16.9	16.9	17.0	0	18.1	17.8	17.7	17.7	0	18.9
		1	0	17.3	17.1	17.2	0	18.1	18.3	18.4	18.4	0	18.9
		1	49	17.5	17.3	17.5	0	18.1	18.4	18.4	18.4	0	18.9
		1	99	17.2	17.0	17.2	0	18.1	18.3	18.4	18.4	0	18.9
		50	0	17.1	16.9	17.0	0	18.1	18.1	18.1	18.1	0	18.9
		50	24	17.0	16.9	17.0	0	18.1	18.2	18.1	18.1	0	18.9
	64QAM	50	50	17.0	16.9	17.1	0	18.1	18.1	18.0	18.0	0	18.9
		100	0	16.9	16.9	16.9	0	18.1	18.1	18.1	18.1	0	18.9
		1	0	17.1	17.0	17.1	0	18.1	18.2	18.2	18.2	0	18.9
		1	49	17.2	17.1	17.2	0	18.1	18.3	18.3	18.4	0	18.9
		1	99	17.0	17.0	17.1	0	18.1	18.2	18.1	18.3	0	18.9
		50	0	17.0	16.9	17.0	0	18.1	18.2	18.1	18.1	0	18.9
	256QAM	50	24	17.0	16.9	17.0	0	18.1	18.2	18.1	18.1	0	18.9
		50	50	16.9	16.9	17.0	0	18.1	18.1	18.0	18.0	0	18.9
		100	0	16.9	16.9	16.9	0	18.1	18.1	18.1	18.1	0	18.9
		1	0	17.2	17.0	17.1	0	18.1	17.6	17.5	17.4	0.2	18.7
		1	49	17.1	17.0	17.1	0	18.1	17.5	17.5	17.3	0.2	18.7
		1	99	17.1	17.0	17.2	0	18.1	17.6	17.5	17.4	0.2	18.7
15	QPSK	50	0	17.0	16.9	16.9	0	18.1	17.4	17.3	17.4	0.2	18.7
		50	24	17.0	16.9	16.9	0	18.1	17.5	17.4	17.4	0.2	18.7
		50	50	16.9	16.9	17.0	0	18.1	17.4	17.3	17.4	0.2	18.7
		100	0	16.9	16.9	16.9	0	18.1	17.4	17.4	17.4	0.2	18.7
		1	0	17.2	17.0	17.1	0	18.1	17.6	17.5	17.4	0.2	18.7
		1	49	17.1	17.0	17.1	0	18.1	17.5	17.5	17.3	0.2	18.7
	16QAM	1	99	17.1	17.0	17.2	0	18.1	17.6	17.5	17.4	0.2	18.7
		1	0	17.2	17.1	17.2	0	18.1	18.3	18.3	18.4	0	18.9
		1	37	17.3	17.1	17.3	0	18.1	18.4	18.3	18.3	0	18.9
		1	74	17.1	17.1	17.3	0	18.1	18.3	18.4	18.3	0	18.9
		36	0	17.0	17.0	17.0	0	18.1	18.2	18.1	18.1	0	18.9
		36	20	17.0	16.9	17.1	0	18.1	18.1	18.1	18.1	0	18.9
	64QAM	36	39	17.0	16.9	17.1	0	18.1	18.1	18.0	18.1	0	18.9
		75	0	16.9	16.9	17.1	0	18.1	18.1	18.1	18.1	0	18.9
		1	0	17.2	17.1	17.3	0	18.1	18.2	18.2	18.3	0	18.9
		1	37	17.2	17.1	17.3	0	18.1	18.2	18.2	18.3	0	18.9
		1	74	17.1	17.1	17.3	0	18.1	18.3	18.2	18.2	0	18.9
		36	0	17.0	16.9	17.0	0	18.1	18.1	18.1	18.1	0	18.9
	256QAM	36	20	17.0	16.9	17.1	0	18.1	18.1	18.1	18.1	0	18.9
		36	39	16.9	16.9	17.1	0	18.1	18.1	18.0	18.1	0	18.9
		75	0	16.9	16.9	17.1	0	18.1	18.1	18.1	18.1	0	18.9
		1	0	17.2	17.1	17.1	0	18.1	17.5	17.4	17.4	0.2	18.7
		1	37	17.1	17.1	17.1	0	18.1	17.5	17.5	17.4	0.2	18.7
		1	74	17.1	17.2	17.3	0	18.1	17.5	17.5	17.5	0.2	18.7

LTE Band 7 Measured Results (ANT2) (continued)

BW (MHz)	Mode	RB Allocation	RB offset	Mode A Power (dBm)					Mode B Power (dBm)					
				20800	21100	21400	MPR	Max Power	20800	21100	21400	MPR	Max Power	
				2505 MHz	2535 MHz	2565 MHz			2505 MHz	2535 MHz	2565 MHz			
10	QPSK	1	0	17.1	17.0	17.1	0	18.1	18.2	18.1	18.1	0	18.9	
		1	25	17.1	17.0	17.1	0	18.1	18.3	18.2	18.2	0	18.9	
		1	49	17.1	17.0	17.0	0	18.1	18.2	18.1	18.2	0	18.9	
		25	0	17.1	17.1	17.1	0	18.1	18.3	18.2	18.2	0	18.9	
		25	12	17.1	17.1	17.2	0	18.1	18.3	18.2	18.2	0	18.9	
		25	25	17.1	17.0	17.1	0	18.1	18.2	18.1	18.2	0	18.9	
	16QAM	1	0	17.6	17.4	17.5	0	18.1	18.4	18.4	18.4	0	18.9	
		1	25	17.5	17.3	17.5	0	18.1	18.3	18.4	18.4	0	18.9	
		1	49	17.6	17.4	17.5	0	18.1	18.3	18.4	18.3	0	18.9	
		25	0	17.3	17.1	17.2	0	18.1	18.3	18.2	18.2	0	18.9	
		25	12	17.2	17.1	17.2	0	18.1	18.2	18.2	18.2	0	18.9	
		25	25	17.2	17.1	17.3	0	18.1	18.2	18.1	18.2	0	18.9	
	64QAM	1	0	17.1	17.0	17.1	0	18.1	18.2	18.2	18.2	0	18.9	
		1	25	17.3	17.2	17.3	0	18.1	18.4	18.4	18.4	0	18.9	
		1	49	17.4	17.2	17.4	0	18.1	18.3	18.4	18.3	0	18.9	
		25	0	17.3	17.2	17.3	0	18.1	18.3	18.3	18.3	0	18.9	
		25	12	17.1	17.1	17.2	0	18.1	18.2	18.2	18.2	0	18.9	
		25	25	17.2	17.1	17.2	0	18.1	18.2	18.1	18.2	0	18.9	
	256QAM	1	0	17.1	17.0	17.1	0	18.1	18.2	18.2	18.2	0	18.9	
		1	25	17.2	17.2	17.2	0	18.1	17.7	17.6	17.6	0.2	18.7	
		1	49	17.3	17.2	17.3	0	18.1	17.8	17.7	17.7	0.2	18.7	
		25	0	17.2	17.1	17.1	0	18.1	17.6	17.5	17.5	0.2	18.7	
		25	12	17.2	17.1	17.2	0	18.1	17.5	17.5	17.6	0.2	18.7	
		25	25	17.1	17.1	17.2	0	18.1	17.5	17.4	17.6	0.2	18.7	
	5	QPSK	1	0	17.1	17.1	17.1	0	18.1	17.7	17.6	17.6	0.2	18.7
			1	12	17.3	17.2	17.3	0	18.1	17.7	17.7	17.7	0.2	18.7
			1	24	17.2	17.1	17.3	0	18.1	17.7	17.7	17.6	0.2	18.7
			12	0	17.2	17.0	17.2	0	18.1	17.6	17.4	17.5	0.2	18.7
			12	7	17.2	17.1	17.2	0	18.1	17.6	17.5	17.6	0.2	18.7
			12	13	17.2	17.1	17.2	0	18.1	17.6	17.5	17.5	0.2	18.7
16QAM		25	0	17.2	17.1	17.2	0	18.1	17.6	17.5	17.5	0.2	18.7	
		1	0	17.4	17.4	17.5	0	18.1	18.4	18.3	18.3	0	18.9	
		1	12	17.6	17.5	17.5	0	18.1	18.4	18.3	18.4	0	18.9	
		1	24	17.4	17.4	17.5	0	18.1	18.4	18.4	18.4	0	18.9	
		12	0	17.1	17.0	17.3	0	18.1	18.2	18.2	18.3	0	18.9	
		12	7	17.2	17.1	17.4	0	18.1	18.3	18.3	18.4	0	18.9	
64QAM		12	13	17.2	17.0	17.3	0	18.1	18.3	18.3	18.3	0	18.9	
		25	0	17.2	17.1	17.2	0	18.1	18.3	18.2	18.3	0	18.9	
		1	0	17.3	17.1	17.3	0	18.1	18.4	18.3	18.3	0	18.9	
		1	12	17.3	17.2	17.4	0	18.1	18.4	18.4	18.4	0	18.9	
		1	24	17.2	17.1	17.2	0	18.1	18.4	18.4	18.3	0	18.9	
		12	0	17.2	17.1	17.2	0	18.1	18.2	18.2	18.2	0	18.9	
256QAM		12	7	17.2	17.1	17.2	0	18.1	18.3	18.2	18.3	0	18.9	
		12	13	17.2	17.1	17.2	0	18.1	18.3	18.2	18.2	0	18.9	
		25	0	17.1	17.1	17.2	0	18.1	18.3	18.2	18.2	0	18.9	
		1	0	17.2	17.1	17.2	0	18.1	17.6	17.6	17.5	0.2	18.7	
		1	12	17.3	17.2	17.3	0	18.1	17.7	17.7	17.7	0.2	18.7	
		1	24	17.2	17.1	17.3	0	18.1	17.7	17.7	17.6	0.2	18.7	

LTE Band 7 Measured Results (ANT3)

BW (MHz)	Mode	RB Allocation	RB Offset	Mode A Power (dBm)					Mode B Power (dBm)				
				20850	21100	21350	MPR	Max Power	20850	21100	21350	MPR	Max Power
				2510 MHz	2535 MHz	2560 MHz			2510 MHz	2535 MHz	2560 MHz		
20	QPSK	1	0	20.9	21.1	21.0	0	21.9	18.1	18.2	18.2	0	19.1
		1	49	21.2	21.0	21.0	0	21.9	18.4	18.2	18.2	0	19.1
		1	99	21.2	21.0	21.1	0	21.9	18.4	18.2	18.2	0	19.1
		50	0	21.2	21.1	21.0	0	21.9	18.4	18.3	18.2	0	19.1
		50	24	21.3	21.1	21.1	0	21.9	18.5	18.3	18.2	0	19.1
		50	50	21.3	21.1	21.1	0	21.9	18.5	18.3	18.3	0	19.1
	16QAM	1	0	21.2	21.1	21.0	0	21.9	18.4	18.3	18.2	0	19.1
		1	49	21.4	21.4	21.5	0	21.9	18.6	18.5	18.6	0	19.1
		1	99	21.2	21.1	21.1	0	21.9	18.4	18.4	18.3	0	19.1
		50	0	20.9	20.9	20.8	0	21.9	18.2	18.1	18.0	0	19.1
		50	24	21.1	20.9	20.8	0	21.9	18.3	18.1	18.0	0	19.1
		50	50	21.0	20.9	20.9	0	21.9	18.2	18.1	18.1	0	19.1
	64QAM	100	0	21.0	20.9	20.8	0	21.9	18.2	18.1	18.0	0	19.1
		1	0	20.8	21.0	20.9	0	21.9	18.1	18.1	18.1	0	19.1
		1	49	21.2	21.0	21.1	0	21.9	18.5	18.2	18.2	0	19.1
		1	99	21.1	21.0	21.0	0	21.9	18.4	18.1	18.2	0	19.1
		50	0	20.9	20.8	20.8	0	21.9	18.2	18.1	18.0	0	19.1
		50	24	21.1	20.8	20.8	0	21.9	18.3	18.1	18.0	0	19.1
	256QAM	50	50	21.0	20.8	20.9	0	21.9	18.3	18.1	18.1	0	19.1
		100	0	20.9	20.8	20.8	0	21.9	18.2	18.1	18.0	0	19.1
		1	0	19.6	19.7	19.5	1.6	20.3	18.2	18.3	18.0	0	19.1
		1	49	20.0	19.6	19.6	1.6	20.3	18.5	18.2	18.1	0	19.1
		1	99	19.9	19.8	19.6	1.6	20.3	18.4	18.3	18.2	0	19.1
		50	0	19.6	19.5	19.5	1.6	20.3	18.2	18.1	18.0	0	19.1
15	QPSK	50	24	19.8	19.5	19.5	1.6	20.3	18.3	18.1	18.1	0	19.1
		50	50	19.7	19.5	19.6	1.6	20.3	18.3	18.1	18.1	0	19.1
		100	0	19.6	19.6	19.5	1.6	20.3	18.2	18.1	18.0	0	19.1
		1	0	20.9	21.1	21.0	0	21.9	18.1	18.2	18.2	0	19.1
		1	37	21.2	21.0	21.1	0	21.9	18.4	18.2	18.2	0	19.1
		1	74	21.2	21.0	21.0	0	21.9	18.4	18.1	18.2	0	19.1
	16QAM	36	0	21.2	21.1	21.0	0	21.9	18.4	18.3	18.2	0	19.1
		36	20	21.3	21.1	21.1	0	21.9	18.5	18.2	18.3	0	19.1
		36	39	21.2	21.1	21.1	0	21.9	18.4	18.2	18.3	0	19.1
		75	0	21.2	21.1	21.1	0	21.9	18.4	18.2	18.3	0	19.1
		1	0	20.9	21.1	21.0	0	21.9	18.1	18.3	18.3	0	19.1
		1	37	21.2	21.1	21.1	0	21.9	18.5	18.3	18.3	0	19.1
	64QAM	1	74	21.2	21.0	21.1	0	21.9	18.5	18.3	18.3	0	19.1
		36	0	20.9	20.8	20.8	0	21.9	18.1	18.0	18.0	0	19.1
		36	20	21.0	20.8	20.9	0	21.9	18.2	18.1	18.1	0	19.1
		36	39	21.0	20.8	20.9	0	21.9	18.2	18.1	18.1	0	19.1
		75	0	20.9	20.8	20.9	0	21.9	18.1	18.0	18.1	0	19.1
		1	0	21.0	21.0	21.0	0	21.9	18.1	18.2	18.2	0	19.1
	256QAM	1	37	21.3	20.9	21.0	0	21.9	18.4	18.2	18.2	0	19.1
		1	74	21.3	20.9	21.0	0	21.9	18.4	18.2	18.2	0	19.1
		36	0	21.0	20.8	20.8	0	21.9	18.2	18.1	18.0	0	19.1
		36	20	21.1	20.8	20.9	0	21.9	18.3	18.1	18.1	0	19.1
		36	39	21.1	20.8	20.8	0	21.9	18.2	18.1	18.1	0	19.1
		75	0	21.0	20.9	20.9	0	21.9	18.2	18.1	18.1	0	19.1
256QAM	1	0	19.6	19.7	19.6	1.6	20.3	18.0	18.2	18.1	0	19.1	
	1	37	19.9	19.7	19.6	1.6	20.3	18.3	18.2	18.3	0	19.1	
	1	74	19.9	19.8	19.8	1.6	20.3	18.3	18.2	18.3	0	19.1	
	36	0	19.7	19.5	19.5	1.6	20.3	18.2	18.1	18.0	0	19.1	
	36	20	19.8	19.5	19.5	1.6	20.3	18.3	18.1	18.1	0	19.1	
	36	39	19.8	19.5	19.6	1.6	20.3	18.2	18.1	18.1	0	19.1	
256QAM	75	0	19.7	19.5	19.6	1.6	20.3	18.2	18.1	18.1	0	19.1	

LTE Band 7 Measured Results (ANT3) (continued)

BW (MHz)	Mode	RB Allocation	RB offset	Mode A Power (dBm)					Mode B Power (dBm)					
				20800	21100	21400	MPR	Max Power	20800	21100	21400	MPR	Max Power	
				2505 MHz	2535 MHz	2565 MHz			2505 MHz	2535 MHz	2565 MHz			
10	QPSK	1	0	21.1	21.2	21.2	0	21.9	18.3	18.4	18.4	0	19.1	
		1	25	21.3	21.2	21.2	0	21.9	18.6	18.4	18.4	0	19.1	
		1	49	21.4	21.1	21.2	0	21.9	18.6	18.4	18.4	0	19.1	
		25	0	21.3	21.2	21.1	0	21.9	18.5	18.4	18.4	0	19.1	
		25	12	21.3	21.2	21.2	0	21.9	18.5	18.4	18.4	0	19.1	
		25	25	21.3	21.2	21.2	0	21.9	18.6	18.4	18.4	0	19.1	
	16QAM	50	0	21.3	21.2	21.1	0	21.9	18.5	18.4	18.3	0	19.1	
		1	0	21.2	21.4	21.2	0	21.9	18.4	18.6	18.5	0	19.1	
		1	25	21.4	21.3	21.2	0	21.9	18.6	18.5	18.6	0	19.1	
		1	49	21.4	21.4	21.3	0	21.9	18.7	18.6	18.5	0	19.1	
		25	0	21.1	20.9	20.9	0	21.9	18.2	18.2	18.2	0	19.1	
		25	12	21.1	21.0	20.9	0	21.9	18.3	18.2	18.2	0	19.1	
	64QAM	25	25	21.2	21.0	21.0	0	21.9	18.3	18.2	18.2	0	19.1	
		50	0	21.0	21.0	20.9	0	21.9	18.2	18.2	18.1	0	19.1	
		1	0	21.1	21.1	21.2	0	21.9	18.3	18.3	18.3	0	19.1	
		1	25	21.4	21.1	21.3	0	21.9	18.6	18.4	18.4	0	19.1	
		1	49	21.5	21.1	21.3	0	21.9	18.7	18.4	18.4	0	19.1	
		25	0	21.2	21.0	21.0	0	21.9	18.3	18.2	18.1	0	19.1	
	256QAM	25	12	21.2	21.1	21.0	0	21.9	18.4	18.2	18.1	0	19.1	
		25	25	21.3	21.0	21.1	0	21.9	18.4	18.2	18.2	0	19.1	
		50	0	21.2	21.0	21.0	0	21.9	18.3	18.2	18.1	0	19.1	
		1	0	19.8	19.8	19.7	1.6	20.3	18.2	18.2	18.2	0	19.1	
		1	25	20.1	19.9	19.9	1.6	20.3	18.6	18.3	18.4	0	19.1	
		1	49	20.1	19.9	19.9	1.6	20.3	18.5	18.3	18.4	0	19.1	
	5	QPSK	25	0	19.9	19.7	19.7	1.6	20.3	18.3	18.2	18.1	0	19.1
25			12	19.9	19.8	19.7	1.6	20.3	18.3	18.2	18.1	0	19.1	
25			25	20.0	19.8	19.8	1.6	20.3	18.4	18.2	18.2	0	19.1	
50			0	19.9	19.7	19.7	1.6	20.3	18.3	18.2	18.1	0	19.1	
16QAM			1	0	21.1	21.1	21.1	0	21.9	18.3	18.3	18.4	0	19.1
			1	12	21.4	21.2	21.3	0	21.9	18.5	18.4	18.5	0	19.1
		1	24	21.3	21.1	21.2	0	21.9	18.5	18.3	18.4	0	19.1	
		12	0	21.2	21.2	21.2	0	21.9	18.4	18.3	18.4	0	19.1	
		12	7	21.3	21.2	21.3	0	21.9	18.5	18.4	18.5	0	19.1	
		12	13	21.3	21.2	21.2	0	21.9	18.5	18.4	18.4	0	19.1	
64QAM		25	0	21.2	21.1	21.2	0	21.9	18.5	18.4	18.4	0	19.1	
		1	0	21.2	21.3	21.4	0	21.9	18.4	18.5	18.5	0	19.1	
		1	12	21.4	21.4	21.5	0	21.9	18.6	18.6	18.6	0	19.1	
		1	24	21.5	21.3	21.4	0	21.9	18.7	18.5	18.6	0	19.1	
		12	0	21.0	21.0	21.0	0	21.9	18.2	18.2	18.2	0	19.1	
		12	7	21.1	21.0	21.1	0	21.9	18.3	18.3	18.3	0	19.1	
256QAM		12	13	21.1	21.0	21.0	0	21.9	18.4	18.3	18.3	0	19.1	
		25	0	21.0	20.9	20.9	0	21.9	18.2	18.2	18.2	0	19.1	
		1	0	21.3	21.2	21.2	0	21.9	18.3	18.3	18.3	0	19.1	
		1	12	21.5	21.3	21.3	0	21.9	18.5	18.3	18.3	0	19.1	
		1	24	21.5	21.2	21.3	0	21.9	18.5	18.3	18.3	0	19.1	
		12	0	21.2	21.1	21.1	0	21.9	18.2	18.2	18.2	0	19.1	
5		64QAM	12	7	21.3	21.2	21.2	0	21.9	18.4	18.2	18.3	0	19.1
			12	13	21.4	21.1	21.2	0	21.9	18.4	18.2	18.2	0	19.1
			25	0	21.3	21.1	21.1	0	21.9	18.3	18.2	18.2	0	19.1
	256QAM	1	0	19.9	19.9	19.8	1.6	20.3	18.2	18.3	18.2	0	19.1	
		1	12	20.1	20.0	19.9	1.6	20.3	18.4	18.4	18.3	0	19.1	
		1	24	20.1	19.9	19.9	1.6	20.3	18.4	18.4	18.3	0	19.1	
		12	0	19.9	19.8	19.8	1.6	20.3	18.2	18.2	18.2	0	19.1	
		12	7	20.0	19.9	19.9	1.6	20.3	18.3	18.2	18.3	0	19.1	
		12	13	20.0	19.8	19.8	1.6	20.3	18.4	18.2	18.2	0	19.1	
25	0	19.9	19.8	19.8	1.6	20.3	18.3	18.2	18.2	0	19.1			

LTE Band 7 Measured Results (ANT4)

BW (MHz)	Mode	RB Allocation	RB Offset	Mode A Power (dBm)					Mode B Power (dBm)						
				20850	21100	21350	MPR	Max Power	20850	21100	21350	MPR	Max Power		
				2510 MHz	2535 MHz	2560 MHz			2510 MHz	2535 MHz	2560 MHz				
20	QPSK	1	0	17.7	17.9	17.6	0	18.9	18.1	18.1	17.9	0	19.6		
		1	49	18.0	17.8	17.9	0	18.9	18.4	18.1	18.0	0	19.6		
		1	99	18.0	17.7	17.9	0	18.9	18.3	18.1	17.9	0	19.6		
		50	0	18.0	17.9	17.8	0	18.9	18.3	18.1	18.0	0	19.6		
		50	24	18.1	17.9	17.9	0	18.9	18.4	18.2	18.0	0	19.6		
		50	50	18.0	17.8	17.7	0	18.9	18.4	18.1	18.0	0	19.6		
	16QAM	100	0	18.0	17.9	17.9	0	18.9	18.3	18.2	18.0	0	19.6		
		1	0	18.1	18.1	18.2	0	18.9	18.6	18.6	18.5	0	19.6		
		1	49	18.7	18.2	18.3	0	18.9	19.1	18.6	18.7	0	19.6		
		1	99	18.3	18.0	18.1	0	18.9	18.7	18.3	18.5	0	19.6		
		50	0	18.1	17.9	17.9	0	18.9	18.4	18.3	18.2	0	19.6		
		50	24	18.0	17.9	17.8	0	18.9	18.5	18.3	18.2	0	19.6		
	64QAM	50	50	18.1	17.8	17.8	0	18.9	18.4	18.2	18.2	0	19.6		
		100	0	18.0	17.9	17.8	0	18.9	18.5	18.3	18.2	0	19.6		
		1	0	18.0	18.0	17.8	0	18.9	18.5	18.6	18.3	0	19.6		
		1	49	18.2	18.2	18.0	0	18.9	18.8	18.5	18.5	0	19.6		
		1	99	18.2	18.0	17.9	0	18.9	18.5	18.3	18.3	0	19.6		
		50	0	18.0	17.9	17.8	0	18.9	18.5	18.3	18.2	0	19.6		
	256QAM	50	24	18.1	17.9	17.8	0	18.9	18.5	18.3	18.2	0	19.6		
		50	50	18.1	17.9	17.7	0	18.9	18.4	18.2	18.1	0	19.6		
		100	0	18.0	17.9	17.8	0	18.9	18.4	18.3	18.2	0	19.6		
		1	0	17.1	17.1	17.0	1.2	17.7	17.3	17.2	16.9	1.9	17.7		
		1	49	17.4	17.1	17.0	1.2	17.7	17.4	17.1	16.9	1.9	17.7		
		1	99	17.4	17.1	16.9	1.2	17.7	17.3	17.1	16.9	1.9	17.7		
15	QPSK	50	0	17.1	17.0	16.9	1.2	17.7	17.2	17.0	16.9	1.9	17.7		
		50	24	17.2	17.0	16.9	1.2	17.7	17.2	17.0	16.9	1.9	17.7		
		50	50	17.2	16.9	16.8	1.2	17.7	17.2	16.9	16.9	1.9	17.7		
		100	0	17.1	17.0	16.9	1.2	17.7	17.2	17.0	16.9	1.9	17.7		
						Mode A Power (dBm)					Mode B Power (dBm)				
		BW (MHz)	Mode	RB Allocation	RB offset	20825	21100	21375	MPR	Max Power	20825	21100	21375	MPR	Max Power
	2507.5 MHz					2535 MHz	2562.5 MHz	2507.5 MHz			2535 MHz	2562.5 MHz			
	15	QPSK	1	0	17.7	17.8	17.7	0	18.9	18.3	18.2	18.1	0	19.6	
			1	37	17.9	17.8	17.7	0	18.9	18.5	18.1	18.1	0	19.6	
			1	74	18.0	17.8	17.7	0	18.9	18.5	18.1	18.1	0	19.6	
			36	0	17.9	17.9	17.7	0	18.9	18.5	18.2	18.2	0	19.6	
			36	20	18.0	17.9	17.8	0	18.9	18.6	18.2	18.2	0	19.6	
			36	39	18.0	17.8	17.7	0	18.9	18.5	18.1	18.1	0	19.6	
		16QAM	75	0	17.9	17.9	17.7	0	18.9	18.5	18.2	18.2	0	19.6	
			1	0	18.0	18.1	18.0	0	18.9	18.6	18.6	18.4	0	19.6	
			1	37	18.2	18.1	18.0	0	18.9	18.9	18.6	18.5	0	19.6	
			1	74	18.3	18.1	18.0	0	18.9	18.8	18.4	18.4	0	19.6	
			36	0	18.0	17.9	17.8	0	18.9	18.5	18.3	18.2	0	19.6	
			36	20	18.0	17.9	17.8	0	18.9	18.6	18.2	18.2	0	19.6	
		64QAM	36	39	18.0	17.8	17.7	0	18.9	18.5	18.2	18.1	0	19.6	
			75	0	18.0	17.9	17.8	0	18.9	18.5	18.3	18.2	0	19.6	
			1	0	17.9	18.0	17.9	0	18.9	18.4	18.4	18.4	0	19.6	
			1	37	18.1	18.0	18.0	0	18.9	18.6	18.3	18.4	0	19.6	
			1	74	18.1	17.9	17.9	0	18.9	18.6	18.3	18.3	0	19.6	
36			0	18.0	17.9	17.8	0	18.9	18.5	18.3	18.2	0	19.6		
256QAM		36	20	18.1	17.9	17.8	0	18.9	18.5	18.3	18.2	0	19.6		
		36	39	18.1	17.8	17.7	0	18.9	18.5	18.2	18.1	0	19.6		
		75	0	18.0	17.9	17.8	0	18.9	18.5	18.2	18.2	0	19.6		
		1	0	16.9	17.1	16.9	1.2	17.7	17.1	17.1	17.0	1.9	17.7		
		1	37	17.2	17.0	16.9	1.2	17.7	17.3	17.1	17.0	1.9	17.7		
		1	74	17.3	17.1	16.9	1.2	17.7	17.3	17.0	17.0	1.9	17.7		
256QAM	36	0	17.1	17.0	16.8	1.2	17.7	17.2	17.0	16.9	1.9	17.7			
	36	20	17.2	17.0	16.9	1.2	17.7	17.3	17.0	16.9	1.9	17.7			
	36	39	17.2	16.9	16.8	1.2	17.7	17.2	16.9	16.9	1.9	17.7			
	75	0	17.1	17.0	16.9	1.2	17.7	17.2	17.0	16.9	1.9	17.7			

LTE Band 7 Measured Results (ANT4) (continued)

BW (MHz)	Mode	RB Allocation	RB offset	Mode A Power (dBm)					Mode B Power (dBm)				
				20800	21100	21400	MPR	Max Power	20800	21100	21400	MPR	Max Power
				2505 MHz	2535 MHz	2565 MHz			2505 MHz	2535 MHz	2565 MHz		
10	QPSK	1	0	17.9	17.9	17.8	0	18.9	18.4	18.4	18.2	0	19.6
		1	25	18.1	17.9	17.8	0	18.9	18.6	18.4	18.2	0	19.6
		1	49	18.2	17.9	17.8	0	18.9	18.6	18.3	18.2	0	19.6
		25	0	18.0	17.9	17.9	0	18.9	18.6	18.4	18.3	0	19.6
		25	12	18.1	18.0	17.9	0	18.9	18.6	18.4	18.3	0	19.6
		25	25	18.1	17.9	17.8	0	18.9	18.6	18.3	18.3	0	19.6
		50	0	18.0	17.9	17.9	0	18.9	18.6	18.4	18.3	0	19.6
	16QAM	1	0	18.2	18.4	18.2	0	18.9	18.8	18.8	18.6	0	19.6
		1	25	18.3	18.3	18.2	0	18.9	18.9	18.7	18.7	0	19.6
		1	49	18.4	18.4	18.2	0	18.9	18.9	18.7	18.6	0	19.6
		25	0	18.1	18.0	17.9	0	18.9	18.6	18.4	18.4	0	19.6
		25	12	18.1	18.0	17.9	0	18.9	18.6	18.4	18.4	0	19.6
		25	25	18.1	18.0	17.9	0	18.9	18.6	18.3	18.4	0	19.6
		50	0	18.0	17.9	17.9	0	18.9	18.6	18.4	18.3	0	19.6
	64QAM	1	0	18.1	18.1	18.0	0	18.9	18.6	18.5	18.4	0	19.6
		1	25	18.4	18.1	18.0	0	18.9	18.8	18.5	18.5	0	19.6
		1	49	18.5	18.1	18.0	0	18.9	18.8	18.5	18.4	0	19.6
		25	0	18.0	18.0	17.9	0	18.9	18.6	18.3	18.3	0	19.6
		25	12	18.1	18.0	17.9	0	18.9	18.6	18.4	18.3	0	19.6
		25	25	18.1	18.0	17.9	0	18.9	18.6	18.3	18.3	0	19.6
		50	0	18.0	18.0	17.9	0	18.9	18.6	18.4	18.3	0	19.6
	256QAM	1	0	17.1	17.1	17.0	1.2	17.7	17.3	17.2	17.1	1.9	17.7
		1	25	17.3	17.2	17.1	1.2	17.7	17.5	17.2	17.2	1.9	17.7
		1	49	17.3	17.2	17.0	1.2	17.7	17.5	17.1	17.1	1.9	17.7
		25	0	17.1	17.1	16.9	1.2	17.7	17.3	17.1	17.0	1.9	17.7
25		12	17.2	17.1	17.0	1.2	17.7	17.3	17.1	17.0	1.9	17.7	
25		25	17.2	17.0	16.9	1.2	17.7	17.3	17.0	17.0	1.9	17.7	
50		0	17.1	17.1	17.0	1.2	17.7	17.3	17.0	17.0	1.9	17.7	
BW (MHz)	Mode	RB Allocation	RB offset	Mode A Power (dBm)					Mode B Power (dBm)				
				20775	21100	21425	MPR	Max Power	20775	21100	21425	MPR	Max Power
				2502.5 MHz	2535 MHz	2567.5 MHz			2502.5 MHz	2535 MHz	2567.5 MHz		
5	QPSK	1	0	17.9	17.9	17.7	0	18.9	18.4	18.3	18.3	0	19.6
		1	12	18.1	17.9	17.8	0	18.9	18.6	18.4	18.4	0	19.6
		1	24	18.1	17.9	17.7	0	18.9	18.6	18.3	18.2	0	19.6
		12	0	18.0	17.9	17.8	0	18.9	18.4	18.4	18.3	0	19.6
		12	7	18.1	17.9	17.8	0	18.9	18.6	18.4	18.3	0	19.6
		12	13	18.1	17.8	17.8	0	18.9	18.6	18.3	18.3	0	19.6
		25	0	18.1	17.9	17.8	0	18.9	18.5	18.4	18.3	0	19.6
	16QAM	1	0	18.2	18.3	18.1	0	18.9	18.7	18.8	18.6	0	19.6
		1	12	18.5	18.4	18.1	0	18.9	19.0	18.8	18.7	0	19.6
		1	24	18.4	18.3	18.1	0	18.9	18.9	18.7	18.6	0	19.6
		12	0	18.1	18.0	17.8	0	18.9	18.5	18.4	18.4	0	19.6
		12	7	18.2	18.0	17.8	0	18.9	18.6	18.4	18.4	0	19.6
		12	13	18.2	17.9	17.8	0	18.9	18.6	18.3	18.4	0	19.6
		25	0	18.1	17.9	17.8	0	18.9	18.5	18.4	18.3	0	19.6
	64QAM	1	0	18.1	18.1	18.0	0	18.9	18.6	18.5	18.4	0	19.6
		1	12	18.3	18.2	18.0	0	18.9	18.8	18.6	18.4	0	19.6
		1	24	18.3	18.1	17.9	0	18.9	18.9	18.5	18.3	0	19.6
		12	0	18.0	18.0	17.8	0	18.9	18.5	18.3	18.4	0	19.6
		12	7	18.1	18.1	17.9	0	18.9	18.6	18.4	18.4	0	19.6
		12	13	18.1	17.9	17.9	0	18.9	18.6	18.3	18.3	0	19.6
		25	0	18.1	18.0	17.9	0	18.9	18.5	18.3	18.3	0	19.6
	256QAM	1	0	17.2	17.2	17.0	1.2	17.7	17.2	17.2	17.1	1.9	17.7
		1	12	17.4	17.3	17.1	1.2	17.7	17.3	17.2	17.2	1.9	17.7
		1	24	17.4	17.2	16.9	1.2	17.7	17.4	17.1	17.0	1.9	17.7
		12	0	17.1	17.1	16.9	1.2	17.7	17.2	17.1	17.0	1.9	17.7
12		7	17.2	17.2	17.0	1.2	17.7	17.3	17.1	17.1	1.9	17.7	
12		13	17.2	17.1	17.0	1.2	17.7	17.3	17.0	17.1	1.9	17.7	
25		0	17.2	17.1	17.0	1.2	17.7	17.2	17.1	17.0	1.9	17.7	

LTE Band 12 Measured Results (ANT1)

BW (MHz)	Mode	RB Allocation	RB Offset	Mode A Power (dBm)				Mode B Power (dBm)					
				23095			MPR	Max Power	23095			MPR	Max Power
				707.5 MHz					707.5 MHz				
10	QPSK	1	0	24.5			0	25.7	23.6			0	24.7
		1	25	24.4			0	25.7	23.5			0	24.7
		1	49	24.5			0	25.7	23.6			0	24.7
		25	0	23.8			1	24.7	23.5			0	24.7
		25	12	23.9			1	24.7	23.6			0	24.7
		25	25	23.9			1	24.7	23.6			0	24.7
	16QAM	50	0	23.9			1	24.7	23.6			0	24.7
		1	0	24.2			1	24.7	23.9			0	24.7
		1	25	24.1			1	24.7	23.8			0	24.7
		1	49	24.1			1	24.7	23.9			0	24.7
		25	0	22.8			2	23.7	22.8			1	23.7
		25	12	22.9			2	23.7	22.9			1	23.7
	64QAM	25	25	22.9			2	23.7	22.9			1	23.7
		50	0	22.9			2	23.7	22.8			1	23.7
		1	0	23.1			2	23.7	23.0			1	23.7
		1	25	23.0			2	23.7	23.0			1	23.7
		1	49	23.0			2	23.7	23.1			1	23.7
		25	0	21.8			3	22.7	21.8			2	22.7
	256QAM	25	12	21.9			3	22.7	21.9			2	22.7
		25	25	21.8			3	22.7	21.9			2	22.7
50		0	21.9			3	22.7	21.9			2	22.7	
1		0	19.9			5	20.7	19.9			4	20.7	
1		25	20.0			5	20.7	20.0			4	20.7	
1		49	20.0			5	20.7	20.1			4	20.7	
5	256QAM	25	0	19.8			5	20.7	19.8			4	20.7
		25	12	19.9			5	20.7	19.9			4	20.7
		25	25	19.8			5	20.7	19.9			4	20.7
		50	0	19.8			5	20.7	19.8			4	20.7
BW (MHz)	Mode	RB Allocation	RB offset	Mode A Power (dBm)				Mode B Power (dBm)					
				23035			MPR	Max Power	23035			MPR	Max Power
				701.5 MHz	707.5 MHz	713.5 MHz			701.5 MHz	707.5 MHz	713.5 MHz		
5	QPSK	1	0	24.4	24.4	24.5	0	25.7	23.4	23.5	23.6	0	24.7
		1	12	24.5	24.6	24.7	0	25.7	23.6	23.6	23.7	0	24.7
		1	24	24.4	24.5	24.5	0	25.7	23.4	23.5	23.6	0	24.7
		12	0	23.7	23.8	23.8	1	24.7	23.4	23.5	23.5	0	24.7
		12	7	23.8	23.8	23.9	1	24.7	23.5	23.5	23.7	0	24.7
		12	13	23.8	23.9	23.9	1	24.7	23.5	23.6	23.6	0	24.7
	16QAM	25	0	23.8	23.9	23.9	1	24.7	23.5	23.6	23.6	0	24.7
		1	0	24.1	24.1	24.2	1	24.7	23.8	23.8	23.9	0	24.7
		1	12	24.2	24.2	24.3	1	24.7	23.9	23.9	24.0	0	24.7
		1	24	24.1	24.1	24.2	1	24.7	23.8	23.9	23.9	0	24.7
		12	0	22.8	22.9	22.8	2	23.7	22.7	22.8	22.8	1	23.7
		12	7	22.9	22.9	22.9	2	23.7	22.8	22.9	22.9	1	23.7
	64QAM	12	13	22.9	23.0	22.9	2	23.7	22.8	22.9	22.9	1	23.7
		25	0	22.8	22.9	22.9	2	23.7	22.9	22.9	22.9	1	23.7
		1	0	22.9	22.9	22.9	2	23.7	22.9	22.9	23.0	1	23.7
		1	12	22.9	23.0	23.0	2	23.7	23.0	23.0	23.1	1	23.7
		1	24	22.9	22.9	22.9	2	23.7	22.9	23.0	23.0	1	23.7
		12	0	21.8	21.8	21.8	3	22.7	21.8	21.8	21.9	2	22.7
	256QAM	12	7	21.9	21.9	21.9	3	22.7	21.9	21.9	21.9	2	22.7
		12	13	21.9	21.9	21.9	3	22.7	21.9	21.9	21.9	2	22.7
25		0	21.8	21.9	21.9	3	22.7	21.9	21.9	21.9	2	22.7	
1		0	19.9	19.9	19.9	5	20.7	19.9	19.9	20.0	4	20.7	
1		12	20.0	20.1	20.0	5	20.7	20.1	19.9	20.1	4	20.7	
1		24	19.9	20.0	20.0	5	20.7	19.9	19.9	19.9	4	20.7	
5	256QAM	12	0	19.8	19.8	19.8	5	20.7	19.8	19.8	19.8	4	20.7
		12	7	19.9	19.8	19.9	5	20.7	19.9	19.8	20.0	4	20.7
		12	13	19.8	19.8	19.9	5	20.7	19.9	19.9	19.9	4	20.7
		25	0	19.8	19.8	19.9	5	20.7	19.8	19.9	19.9	4	20.7

LTE Band 12 Measured Results (ANT1) (continued)

BW (MHz)	Mode	RB Allocation	RB offset	Mode A Power (dBm)					Mode B Power (dBm)				
				23025	23095	23165	MPR	Max Power	23025	23095	23165	MPR	Max Power
				700.5 MHz	707.5 MHz	714.5 MHz			700.5 MHz	707.5 MHz	714.5 MHz		
3	QPSK	1	0	24.4	24.4	24.5	0	25.7	23.4	23.5	23.5	0	24.7
		1	8	24.5	24.5	24.6	0	25.7	23.5	23.5	23.6	0	24.7
		1	14	24.3	24.5	24.5	0	25.7	23.4	23.4	23.5	0	24.7
		8	0	23.7	23.7	23.8	1	24.7	23.4	23.4	23.5	0	24.7
		8	4	23.8	23.8	23.9	1	24.7	23.5	23.5	23.6	0	24.7
		8	7	23.8	23.8	23.9	1	24.7	23.5	23.5	23.6	0	24.7
	16QAM	15	0	23.8	23.8	23.9	1	24.7	23.5	23.5	23.6	0	24.7
		1	0	24.0	24.0	24.1	1	24.7	23.8	23.8	23.8	0	24.7
		1	8	24.1	24.1	24.2	1	24.7	23.8	23.9	23.9	0	24.7
		1	14	24.0	24.0	24.1	1	24.7	23.7	23.8	23.8	0	24.7
		8	0	22.8	22.8	22.9	2	23.7	22.8	22.8	22.9	1	23.7
		8	4	22.9	22.8	23.0	2	23.7	22.9	22.9	23.0	1	23.7
	64QAM	8	7	22.9	22.9	23.0	2	23.7	22.9	23.0	23.0	1	23.7
		15	0	22.8	22.8	22.9	2	23.7	22.8	22.9	22.9	1	23.7
		1	0	22.9	23.0	23.1	2	23.7	23.0	23.0	23.1	1	23.7
		1	8	23.0	23.1	23.2	2	23.7	23.1	23.1	23.2	1	23.7
		1	14	22.9	23.0	23.1	2	23.7	23.0	23.0	23.1	1	23.7
		8	0	21.7	21.8	21.8	3	22.7	21.8	21.8	21.9	2	22.7
	256QAM	8	4	21.9	21.8	22.0	3	22.7	21.9	21.8	22.0	2	22.7
		8	7	21.8	21.9	22.0	3	22.7	21.9	21.9	22.0	2	22.7
		15	0	21.8	21.8	21.9	3	22.7	21.9	21.9	21.9	2	22.7
		1	0	19.8	19.8	19.9	5	20.7	19.8	19.9	19.9	4	20.7
		1	8	20.0	20.0	20.0	5	20.7	20.0	20.0	20.1	4	20.7
		1	14	19.9	19.9	20.0	5	20.7	19.9	20.0	19.9	4	20.7
1.4	QPSK	8	0	19.8	19.7	19.8	5	20.7	19.8	19.8	19.8	4	20.7
		8	4	19.9	19.8	19.9	5	20.7	19.9	19.8	20.0	4	20.7
		8	7	19.8	19.9	19.9	5	20.7	19.9	19.9	19.9	4	20.7
		15	0	19.8	19.8	19.9	5	20.7	19.9	19.9	19.9	4	20.7
		1	0	24.5	24.5	24.5	0	25.7	23.5	23.4	23.5	0	24.7
		1	3	24.5	24.5	24.6	0	25.7	23.5	23.5	23.6	0	24.7
	16QAM	1	5	24.5	24.5	24.6	0	25.7	23.5	23.5	23.6	0	24.7
		3	0	24.5	24.5	24.5	0	25.7	23.5	23.5	23.6	0	24.7
		3	1	24.5	24.5	24.5	0	25.7	23.5	23.4	23.6	0	24.7
		3	3	24.5	24.5	24.5	0	25.7	23.5	23.5	23.6	0	24.7
		6	0	23.8	23.8	23.8	1	24.7	23.5	23.5	23.6	0	24.7
		1	0	24.1	24.1	24.2	1	24.7	23.9	23.6	23.9	0	24.7
	64QAM	1	3	24.2	24.2	24.2	1	24.7	23.9	23.8	23.9	0	24.7
		1	5	24.1	24.1	24.2	1	24.7	23.8	23.7	23.9	0	24.7
		3	0	23.9	23.9	24.0	1	24.7	23.7	23.7	23.8	0	24.7
		3	1	24.0	24.0	24.0	1	24.7	23.7	23.6	23.7	0	24.7
		3	3	24.0	24.0	24.1	1	24.7	23.8	23.7	23.7	0	24.7
		6	0	22.9	22.9	22.9	2	23.7	22.9	22.9	23.0	1	23.7
	256QAM	1	0	22.9	23.0	23.0	2	23.7	23.0	23.0	23.0	1	23.7
		1	3	22.9	23.1	23.1	2	23.7	23.0	23.0	23.1	1	23.7
		1	5	22.9	22.9	23.0	2	23.7	23.0	23.0	23.0	1	23.7
		3	0	22.8	22.9	22.8	2	23.7	22.9	22.9	22.8	1	23.7
		3	1	22.8	22.9	22.8	2	23.7	22.9	22.9	22.8	1	23.7
		3	3	22.8	22.9	22.8	2	23.7	22.9	22.9	22.8	1	23.7
256QAM	6	0	21.7	21.9	21.9	3	22.7	21.9	21.9	21.9	2	22.7	
	1	0	19.9	19.9	19.9	5	20.7	19.8	20.0	19.9	4	20.7	
	1	3	20.0	20.0	20.1	5	20.7	19.9	20.0	20.0	4	20.7	
	1	5	19.9	19.9	20.0	5	20.7	19.8	19.9	20.0	4	20.7	
	3	0	19.9	19.7	19.8	5	20.7	19.8	19.8	19.9	4	20.7	
	3	1	19.9	19.8	19.9	5	20.7	19.9	19.8	19.9	4	20.7	
256QAM	3	3	19.9	19.9	19.9	5	20.7	19.8	19.9	19.9	4	20.7	
	6	0	19.7	19.7	20.0	5	20.7	19.9	19.8	19.8	4	20.7	

LTE Band 12 Measured Results (ANT2)

BW (MHz)	Mode	RB Allocation	RB Offset	Mode A Power (dBm)					Mode B Power (dBm)				
				23095			MPR	Max Power	23095			MPR	Max Power
				707.5 MHz					707.5 MHz				
10	QPSK	1	0	23.7			0	25.2	23.9			0	25.2
		1	25	23.7			0	25.2	23.9			0	25.2
		1	49	23.7			0	25.2	24.0			0	25.2
		25	0	23.3			1	24.2	23.2			1	24.2
		25	12	23.3			1	24.2	23.3			1	24.2
		25	25	23.4			1	24.2	23.3			1	24.2
	16QAM	50	0	23.3			1	24.2	23.3			1	24.2
		1	0	23.6			1	24.2	23.6			1	24.2
		1	25	23.5			1	24.2	23.5			1	24.2
		1	49	23.6			1	24.2	23.6			1	24.2
		25	0	22.2			2	23.2	22.2			2	23.2
		25	12	22.3			2	23.2	22.3			2	23.2
	64QAM	25	25	22.2			2	23.2	22.3			2	23.2
		50	0	22.3			2	23.2	22.3			2	23.2
		1	0	22.5			2	23.2	22.5			2	23.2
		1	25	22.4			2	23.2	22.5			2	23.2
		1	49	22.4			2	23.2	22.5			2	23.2
		25	0	21.2			3	22.2	21.2			3	22.2
	256QAM	25	12	21.3			3	22.2	21.3			3	22.2
		25	25	21.2			3	22.2	21.3			3	22.2
50		0	21.2			3	22.2	21.3			3	22.2	
1		0	19.3			5	20.2	19.4			5	20.2	
1		25	19.3			5	20.2	19.5			5	20.2	
1		49	19.4			5	20.2	19.5			5	20.2	
5	256QAM	25	0	19.2			5	20.2	19.2			5	20.2
		25	12	19.3			5	20.2	19.3			5	20.2
		25	25	19.2			5	20.2	19.3			5	20.2
		50	0	19.2			5	20.2	19.3			5	20.2
BW (MHz)	Mode	RB Allocation	RB offset	Mode A Power (dBm)					Mode B Power (dBm)				
				23035			MPR	Max Power	23035			MPR	Max Power
				701.5 MHz	707.5 MHz	713.5 MHz			701.5 MHz	707.5 MHz	713.5 MHz		
5	QPSK	1	0	23.6	23.5	23.7	0	25.2	24.0	23.9	24.0	0	25.2
		1	12	23.7	23.7	23.8	0	25.2	24.0	24.0	24.2	0	25.2
		1	24	23.5	23.6	23.8	0	25.2	23.9	24.0	24.1	0	25.2
		12	0	23.3	23.1	23.2	1	24.2	23.3	23.2	23.3	1	24.2
		12	7	23.3	23.2	23.3	1	24.2	23.3	23.3	23.4	1	24.2
		12	13	23.3	23.2	23.4	1	24.2	23.3	23.2	23.4	1	24.2
	16QAM	25	0	23.2	23.2	23.3	1	24.2	23.3	23.2	23.3	1	24.2
		1	0	23.6	23.5	23.7	1	24.2	23.6	23.6	23.7	1	24.2
		1	12	23.6	23.6	23.7	1	24.2	23.7	23.7	23.8	1	24.2
		1	24	23.6	23.6	23.7	1	24.2	23.6	23.6	23.8	1	24.2
		12	0	22.3	22.1	22.4	2	23.2	22.4	22.3	22.3	2	23.2
		12	7	22.3	22.2	22.5	2	23.2	22.4	22.4	22.4	2	23.2
	64QAM	12	13	22.3	22.2	22.4	2	23.2	22.3	22.4	22.4	2	23.2
		25	0	22.3	22.2	22.4	2	23.2	22.3	22.3	22.4	2	23.2
		1	0	22.3	22.3	22.4	2	23.2	22.4	22.3	22.4	2	23.2
		1	12	22.4	22.3	22.4	2	23.2	22.5	22.4	22.5	2	23.2
		1	24	22.3	22.4	22.4	2	23.2	22.3	22.4	22.4	2	23.2
		12	0	21.3	21.2	21.3	3	22.2	21.4	21.2	21.3	3	22.2
	256QAM	12	7	21.3	21.3	21.4	3	22.2	21.4	21.3	21.4	3	22.2
		12	13	21.3	21.3	21.4	3	22.2	21.3	21.3	21.4	3	22.2
25		0	21.3	21.2	21.3	3	22.2	21.3	21.3	21.4	3	22.2	
1		0	19.3	19.2	19.4	5	20.2	19.4	19.3	19.4	5	20.2	
1		12	19.4	19.4	19.5	5	20.2	19.5	19.5	19.6	5	20.2	
1		24	19.3	19.4	19.5	5	20.2	19.4	19.4	19.5	5	20.2	
5	256QAM	12	0	19.3	19.2	19.3	5	20.2	19.4	19.2	19.3	5	20.2
		12	7	19.3	19.3	19.4	5	20.2	19.4	19.3	19.4	5	20.2
		12	13	19.3	19.2	19.4	5	20.2	19.4	19.3	19.4	5	20.2
		25	0	19.3	19.2	19.4	5	20.2	19.3	19.3	19.4	5	20.2

LTE Band 12 Measured Results (ANT2) (continued)

BW (MHz)	Mode	RB Allocation	RB offset	Mode A Power (dBm)					Mode B Power (dBm)				
				23025	23095	23165	MPR	Max Power	23025	23095	23165	MPR	Max Power
				700.5 MHz	707.5 MHz	714.5 MHz			700.5 MHz	707.5 MHz	714.5 MHz		
3	QPSK	1	0	23.5	23.5	23.7	0	25.2	23.9	23.8	24.0	0	25.2
		1	8	23.7	23.6	23.8	0	25.2	24.0	24.0	24.1	0	25.2
		1	14	23.5	23.5	23.7	0	25.2	23.9	23.8	24.0	0	25.2
		8	0	23.2	23.1	23.3	1	24.2	23.3	23.1	23.3	1	24.2
		8	4	23.3	23.2	23.3	1	24.2	23.3	23.2	23.3	1	24.2
		8	7	23.3	23.2	23.3	1	24.2	23.3	23.2	23.4	1	24.2
	16QAM	15	0	23.3	23.2	23.3	1	24.2	23.3	23.2	23.3	1	24.2
		1	0	23.5	23.4	23.6	1	24.2	23.5	23.5	23.6	1	24.2
		1	8	23.6	23.5	23.7	1	24.2	23.6	23.5	23.7	1	24.2
		1	14	23.5	23.4	23.6	1	24.2	23.5	23.5	23.6	1	24.2
		8	0	22.3	22.2	22.3	2	23.2	22.4	22.2	22.4	2	23.2
		8	4	22.4	22.3	22.4	2	23.2	22.4	22.3	22.4	2	23.2
	64QAM	8	7	22.4	22.3	22.4	2	23.2	22.4	22.3	22.5	2	23.2
		15	0	22.3	22.2	22.3	2	23.2	22.4	22.3	22.3	2	23.2
		1	0	22.5	22.4	22.4	2	23.2	22.6	22.4	22.6	2	23.2
		1	8	22.5	22.5	22.6	2	23.2	22.6	22.5	22.6	2	23.2
		1	14	22.4	22.4	22.5	2	23.2	22.5	22.5	22.5	2	23.2
		8	0	21.3	21.1	21.3	3	22.2	21.4	21.2	21.3	3	22.2
	256QAM	8	4	21.3	21.2	21.3	3	22.2	21.4	21.3	21.4	3	22.2
		8	7	21.3	21.2	21.4	3	22.2	21.4	21.3	21.4	3	22.2
		15	0	21.3	21.2	21.3	3	22.2	21.3	21.2	21.3	3	22.2
		1	0	19.3	19.2	19.5	5	20.2	19.3	19.3	19.4	5	20.2
		1	8	19.4	19.3	19.6	5	20.2	19.5	19.5	19.6	5	20.2
		1	14	19.3	19.3	19.4	5	20.2	19.4	19.4	19.5	5	20.2
1.4	QPSK	8	0	19.3	19.2	19.3	5	20.2	19.3	19.2	19.3	5	20.2
		8	4	19.3	19.3	19.3	5	20.2	19.4	19.3	19.4	5	20.2
		8	7	19.3	19.3	19.4	5	20.2	19.4	19.3	19.5	5	20.2
		15	0	19.3	19.2	19.3	5	20.2	19.3	19.3	19.4	5	20.2
		1	0	23.6	23.6	23.7	0	25.2	24.0	23.9	24.0	0	25.2
		1	3	23.6	23.5	23.8	0	25.2	24.0	23.9	24.1	0	25.2
	16QAM	1	5	23.6	23.5	23.7	0	25.2	24.0	23.9	24.1	0	25.2
		3	0	23.6	23.5	23.7	0	25.2	24.0	23.9	24.1	0	25.2
		3	1	23.6	23.5	23.7	0	25.2	24.0	23.9	24.1	0	25.2
		3	3	23.6	23.5	23.8	0	25.2	24.0	23.9	24.1	0	25.2
		6	0	23.2	23.1	23.3	1	24.2	23.3	23.2	23.3	1	24.2
		1	0	23.5	23.5	23.6	1	24.2	23.6	23.6	23.7	1	24.2
64QAM	1	3	23.4	23.5	23.7	1	24.2	23.6	23.5	23.8	1	24.2	
	1	5	23.4	23.6	23.7	1	24.2	23.7	23.6	23.8	1	24.2	
	3	0	23.4	23.3	23.5	1	24.2	23.5	23.4	23.5	1	24.2	
	3	1	23.4	23.4	23.5	1	24.2	23.4	23.4	23.6	1	24.2	
	3	3	23.4	23.3	23.5	1	24.2	23.5	23.4	23.6	1	24.2	
	6	0	22.3	22.2	22.4	2	23.2	22.3	22.3	22.4	2	23.2	
256QAM	1	0	22.5	22.5	22.5	2	23.2	22.4	22.4	22.6	2	23.2	
	1	3	22.5	22.4	22.6	2	23.2	22.5	22.5	22.6	2	23.2	
	1	5	22.3	22.3	22.5	2	23.2	22.4	22.4	22.6	2	23.2	
	3	0	22.3	22.2	22.4	2	23.2	22.4	22.3	22.4	2	23.2	
	3	1	22.3	22.2	22.4	2	23.2	22.4	22.3	22.4	2	23.2	
	3	3	22.3	22.2	22.4	2	23.2	22.4	22.4	22.4	2	23.2	
256QAM	6	0	21.2	21.1	21.4	3	22.2	21.3	21.3	21.4	3	22.2	
	1	0	19.3	19.2	19.4	5	20.2	19.3	19.4	19.4	5	20.2	
	1	3	19.5	19.3	19.6	5	20.2	19.4	19.4	19.6	5	20.2	
	1	5	19.4	19.3	19.5	5	20.2	19.3	19.3	19.4	5	20.2	
	3	0	19.3	19.3	19.3	5	20.2	19.3	19.3	19.3	5	20.2	
	3	1	19.3	19.3	19.4	5	20.2	19.3	19.3	19.4	5	20.2	

LTE Band 13 Measured Results (ANT1)

BW (MHz)	Mode	RB Allocation	RB Offset	Mode A Power (dBm)				Mode B Power (dBm)					
				23230		MPR	Max Power	23230		MPR	Max Power		
				782 MHz				782 MHz					
10	QPSK	1	0	24.4		0	25.7	23.4		0	24.0		
		1	25	24.4		0	25.7	23.5		0	24.0		
		1	49	24.3		0	25.7	23.4		0	24.0		
		25	0	23.7		1	24.7	23.5		0	24.0		
		25	12	23.7		1	24.7	23.5		0	24.0		
		25	25	23.7		1	24.7	23.5		0	24.0		
	16QAM	50	0	23.7		1	24.7	23.4		0	24.0		
		1	0	24.1		1	24.7	23.8		0	24.0		
		1	25	24.0		1	24.7	23.7		0	24.0		
		1	49	24.0		1	24.7	23.7		0	24.0		
		25	0	22.8		2	23.7	22.7		0.3	23.7		
		25	12	22.8		2	23.7	22.7		0.3	23.7		
	64QAM	25	25	22.8		2	23.7	22.7		0.3	23.7		
		50	0	22.7		2	23.7	22.7		0.3	23.7		
		1	0	22.9		2	23.7	22.9		0.3	23.7		
		1	25	22.9		2	23.7	23.0		0.3	23.7		
		1	49	22.8		2	23.7	22.9		0.3	23.7		
		25	0	21.7		3	22.7	21.7		1.3	22.7		
	256QAM	25	12	21.7		3	22.7	21.7		1.3	22.7		
		25	25	21.7		3	22.7	21.7		1.3	22.7		
		50	0	21.7		3	22.7	21.7		1.3	22.7		
		1	0	19.8		5	20.7	19.9		3.3	20.7		
		1	25	19.9		5	20.7	20.0		3.3	20.7		
		1	49	19.8		5	20.7	19.9		3.3	20.7		
5	QPSK	25	0	19.7		5	20.7	19.7		3.3	20.7		
		25	12	19.8		5	20.7	19.8		3.3	20.7		
		25	25	19.8		5	20.7	19.8		3.3	20.7		
		50	0	19.7		5	20.7	19.7		3.3	20.7		
						Mode A Power (dBm)				Mode B Power (dBm)			
		BW (MHz)	Mode	RB Allocation	RB offset	23230		MPR	Max Power	23230		MPR	Max Power
	782 MHz					782 MHz							
	5	QPSK	1	0	24.4		0	25.7	23.4		0	24.0	
			1	12	24.5		0	25.7	23.5		0	24.0	
			1	24	24.4		0	25.7	23.4		0	24.0	
			12	0	23.7		1	24.7	23.4		0	24.0	
			12	7	23.7		1	24.7	23.4		0	24.0	
12			13	23.7		1	24.7	23.4		0	24.0		
16QAM		25	0	23.7		1	24.7	23.4		0	24.0		
		1	0	24.1		1	24.7	23.8		0	24.0		
		1	12	24.2		1	24.7	23.9		0	24.0		
		1	24	24.1		1	24.7	23.7		0	24.0		
		12	0	22.7		2	23.7	22.6		0.3	23.7		
		12	7	22.7		2	23.7	22.7		0.3	23.7		
64QAM		12	13	22.7		2	23.7	22.6		0.3	23.7		
		25	0	22.7		2	23.7	22.7		0.3	23.7		
		1	0	22.7		2	23.7	22.8		0.3	23.7		
		1	12	22.8		2	23.7	22.9		0.3	23.7		
		1	24	22.7		2	23.7	22.7		0.3	23.7		
		12	0	21.7		3	22.7	21.7		1.3	22.7		
256QAM		12	7	21.7		3	22.7	21.7		1.3	22.7		
		12	13	21.7		3	22.7	21.7		1.3	22.7		
		25	0	21.7		3	22.7	21.7		1.3	22.7		
		1	0	19.8		5	20.7	19.8		3.3	20.7		
		1	12	19.9		5	20.7	19.9		3.3	20.7		
		1	24	19.8		5	20.7	19.8		3.3	20.7		
5	QPSK	12	0	19.7		5	20.7	19.7		3.3	20.7		
		12	7	19.7		5	20.7	19.8		3.3	20.7		
		12	13	19.7		5	20.7	19.7		3.3	20.7		
		25	0	19.7		5	20.7	19.7		3.3	20.7		
						Mode A Power (dBm)				Mode B Power (dBm)			
		BW (MHz)	Mode	RB Allocation	RB offset	23230		MPR	Max Power	23230		MPR	Max Power
782 MHz						782 MHz							

LTE Band 13 Measured Results (ANT2)

BW (MHz)	Mode	RB Allocation	RB Offset	Mode A Power (dBm)				Mode B Power (dBm)			
				23230		MPR	Max Power	23230		MPR	Max Power
				782 MHz				782 MHz			
10	QPSK	1	0	22.9		0	24.4	23.7		0	25.2
		1	25	23.0		0	24.4	23.8		0	25.2
		1	49	23.0		0	24.4	23.8		0	25.2
		25	0	23.0		0.2	24.2	23.1		1	24.2
		25	12	23.1		0.2	24.2	23.2		1	24.2
		25	25	23.0		0.2	24.2	23.2		1	24.2
	16QAM	50	0	23.1		0.2	24.2	23.2		1	24.2
		1	0	23.1		0.2	24.2	23.3		1	24.2
		1	25	23.2		0.2	24.2	23.3		1	24.2
		1	49	23.2		0.2	24.2	23.2		1	24.2
		25	0	22.0		1.2	23.2	22.0		2	23.2
		25	12	21.9		1.2	23.2	22.0		2	23.2
	64QAM	25	25	22.0		1.2	23.2	22.0		2	23.2
		50	0	22.0		1.2	23.2	21.9		2	23.2
		1	0	22.2		1.2	23.2	22.1		2	23.2
		1	25	22.2		1.2	23.2	22.2		2	23.2
		1	49	22.2		1.2	23.2	22.1		2	23.2
		25	0	21.0		2.2	22.2	21.0		3	22.2
	256QAM	25	12	21.0		2.2	22.2	21.0		3	22.2
		25	25	21.0		2.2	22.2	21.0		3	22.2
		50	0	21.0		2.2	22.2	21.0		3	22.2
		1	0	19.0		4.2	20.2	19.0		5	20.2
		1	25	19.2		4.2	20.2	19.1		5	20.2
		1	49	19.1		4.2	20.2	19.1		5	20.2
5	QPSK	25	0	19.0		4.2	20.2	19.0		5	20.2
		25	12	19.0		4.2	20.2	19.0		5	20.2
		25	25	19.0		4.2	20.2	19.0		5	20.2
		50	0	19.0		4.2	20.2	19.0		5	20.2
		1	0	22.8		0	24.4	23.6		0	25.2
		1	12	22.9		0	24.4	23.7		0	25.2
16QAM	1	24	22.8		0	24.4	23.6		0	25.2	
	12	0	22.8		0.2	24.2	22.9		1	24.2	
	12	7	22.9		0.2	24.2	22.9		1	24.2	
	12	13	22.9		0.2	24.2	23.0		1	24.2	
	25	0	22.8		0.2	24.2	22.9		1	24.2	
	1	0	23.2		0.2	24.2	23.3		1	24.2	
64QAM	1	12	23.3		0.2	24.2	23.4		1	24.2	
	1	24	23.2		0.2	24.2	23.3		1	24.2	
	12	0	22.0		1.2	23.2	21.9		2	23.2	
	12	7	22.0		1.2	23.2	22.0		2	23.2	
	12	13	22.1		1.2	23.2	22.0		2	23.2	
	25	0	21.9		1.2	23.2	22.0		2	23.2	
256QAM	1	0	22.0		1.2	23.2	22.1		2	23.2	
	1	12	22.1		1.2	23.2	22.2		2	23.2	
	1	24	22.0		1.2	23.2	22.1		2	23.2	
	12	0	20.9		2.2	22.2	20.9		3	22.2	
	12	7	21.0		2.2	22.2	21.0		3	22.2	
	12	13	21.0		2.2	22.2	21.0		3	22.2	
QPSK	25	0	20.9		2.2	22.2	20.9		3	22.2	
	1	0	19.0		4.2	20.2	19.1		5	20.2	
	1	12	19.2		4.2	20.2	19.3		5	20.2	
	1	24	19.1		4.2	20.2	19.1		5	20.2	
	12	0	18.9		4.2	20.2	18.9		5	20.2	
	12	7	19.0		4.2	20.2	18.9		5	20.2	
16QAM	12	13	19.0		4.2	20.2	19.0		5	20.2	
	25	0	18.9		4.2	20.2	18.9		5	20.2	
	1	0	22.8		0	24.4	23.6		0	25.2	
	1	12	22.9		0	24.4	23.7		0	25.2	
	1	24	22.8		0	24.4	23.6		0	25.2	
	12	0	22.8		0.2	24.2	22.9		1	24.2	
64QAM	12	7	22.9		0.2	24.2	22.9		1	24.2	
	12	13	22.9		0.2	24.2	23.0		1	24.2	
	25	0	22.8		0.2	24.2	22.9		1	24.2	
	1	0	23.2		0.2	24.2	23.3		1	24.2	
	1	12	23.3		0.2	24.2	23.4		1	24.2	
	1	24	23.2		0.2	24.2	23.3		1	24.2	
256QAM	12	0	22.0		1.2	23.2	21.9		2	23.2	
	12	7	22.0		1.2	23.2	22.0		2	23.2	
	12	13	22.1		1.2	23.2	22.0		2	23.2	
	25	0	21.9		1.2	23.2	22.0		2	23.2	
	1	0	22.0		1.2	23.2	22.1		2	23.2	
	1	12	22.1		1.2	23.2	22.2		2	23.2	
QPSK	1	24	22.0		1.2	23.2	22.1		2	23.2	
	12	0	20.9		2.2	22.2	20.9		3	22.2	
	12	7	21.0		2.2	22.2	21.0		3	22.2	
	12	13	21.0		2.2	22.2	21.0		3	22.2	
	25	0	20.9		2.2	22.2	20.9		3	22.2	
	1	0	19.0		4.2	20.2	19.1		5	20.2	
16QAM	1	12	19.2		4.2	20.2	19.3		5	20.2	
	1	24	19.1		4.2	20.2	19.1		5	20.2	
	12	0	18.9		4.2	20.2	18.9		5	20.2	
	12	7	19.0		4.2	20.2	18.9		5	20.2	
	12	13	19.0		4.2	20.2	19.0		5	20.2	
	25	0	18.9		4.2	20.2	18.9		5	20.2	

LTE Band 14 Measured Results (ANT1)

BW (MHz)	Mode	RB Allocation	RB Offset	Mode A Power (dBm)				Mode B Power (dBm)			
				23330		MPR	Max Power	23330		MPR	Max Power
				793 MHz				793 MHz			
10	QPSK	1	0	24.3		0	25.7	23.3		0	24.1
		1	25	24.4		0	25.7	23.4		0	24.1
		1	49	24.3		0	25.7	23.3		0	24.1
		25	0	23.7		1	24.7	23.4		0	24.1
		25	12	23.7		1	24.7	23.4		0	24.1
		25	25	23.7		1	24.7	23.4		0	24.1
	16QAM	50	0	23.7		1	24.7	23.4		0	24.1
		1	0	23.9		1	24.7	23.6		0	24.1
		1	25	23.9		1	24.7	23.6		0	24.1
		1	49	23.9		1	24.7	23.6		0	24.1
		25	0	22.7		2	23.7	22.6		0.4	23.7
		25	12	22.7		2	23.7	22.6		0.4	23.7
	64QAM	25	25	22.7		2	23.7	22.7		0.4	23.7
		50	0	22.6		2	23.7	22.6		0.4	23.7
		1	0	22.8		2	23.7	22.8		0.4	23.7
		1	25	22.9		2	23.7	22.9		0.4	23.7
		1	49	22.8		2	23.7	22.8		0.4	23.7
		25	0	21.6		3	22.7	21.6		1.4	22.7
	256QAM	25	12	21.7		3	22.7	21.7		1.4	22.7
		25	25	21.7		3	22.7	21.7		1.4	22.7
		50	0	21.6		3	22.7	21.6		1.4	22.7
		1	0	19.7		5	20.7	19.7		3.4	20.7
		1	25	19.8		5	20.7	19.8		3.4	20.7
		1	49	19.7		5	20.7	19.7		3.4	20.7
256QAM	25	0	19.6		5	20.7	19.6		3.4	20.7	
	25	12	19.6		5	20.7	19.6		3.4	20.7	
	25	25	19.7		5	20.7	19.7		3.4	20.7	
	25	25	19.7		5	20.7	19.7		3.4	20.7	
	50	0	19.6		5	20.7	19.6		3.4	20.7	
	50	0	19.6		5	20.7	19.6		3.4	20.7	
BW (MHz)	Mode	RB Allocation	RB offset	Mode A Power (dBm)				Mode B Power (dBm)			
				23330		MPR	Max Power	23330		MPR	Max Power
				793 MHz				793 MHz			
5	QPSK	1	0	24.3		0	25.7	23.3		0	24.1
		1	12	24.5		0	25.7	23.4		0	24.1
		1	24	24.3		0	25.7	23.3		0	24.1
		12	0	23.6		1	24.7	23.3		0	24.1
		12	7	23.6		1	24.7	23.3		0	24.1
		12	13	23.7		1	24.7	23.4		0	24.1
	16QAM	25	0	23.6		1	24.7	23.3		0	24.1
		1	0	24.0		1	24.7	23.7		0	24.1
		1	12	24.1		1	24.7	23.7		0	24.1
		1	24	24.0		1	24.7	23.7		0	24.1
		12	0	22.6		2	23.7	22.6		0.4	23.7
		12	7	22.6		2	23.7	22.6		0.4	23.7
	64QAM	12	13	22.7		2	23.7	22.6		0.4	23.7
		25	0	22.6		2	23.7	22.6		0.4	23.7
		1	0	22.7		2	23.7	22.8		0.4	23.7
		1	12	22.8		2	23.7	22.9		0.4	23.7
		1	24	22.7		2	23.7	22.8		0.4	23.7
		12	0	21.7		3	22.7	21.6		1.4	22.7
	256QAM	12	7	21.7		3	22.7	21.7		1.4	22.7
		12	13	21.7		3	22.7	21.7		1.4	22.7
		25	0	21.6		3	22.7	21.6		1.4	22.7
		1	0	19.7		5	20.7	19.8		3.4	20.7
		1	12	19.8		5	20.7	19.9		3.4	20.7
		1	24	19.7		5	20.7	19.8		3.4	20.7
256QAM	12	0	19.6		5	20.7	19.6		3.4	20.7	
	12	7	19.7		5	20.7	19.7		3.4	20.7	
	12	13	19.7		5	20.7	19.7		3.4	20.7	
	25	0	19.6		5	20.7	19.6		3.4	20.7	
	25	0	19.6		5	20.7	19.6		3.4	20.7	
	25	0	19.6		5	20.7	19.6		3.4	20.7	

LTE Band 14 Measured Results (ANT2)

BW (MHz)	Mode	RB Allocation	RB Offset	Mode A Power (dBm)				Mode B Power (dBm)				
				23330		MPR	Max Power	23330		MPR	Max Power	
				793 MHz				793 MHz				
10	QPSK	1	0	23.6		0	25.2	23.8		0	25.2	
		1	25	23.7		0	25.2	23.9		0	25.2	
		1	49	23.6		0	25.2	23.8		0	25.2	
		25	0	23.2		1	24.2	23.2		1	24.2	
		25	12	23.2		1	24.2	23.2		1	24.2	
		25	25	23.2		1	24.2	23.2		1	24.2	
	16QAM	50	0	23.2		1	24.2	23.2		1	24.2	
		1	0	23.4		1	24.2	23.3		1	24.2	
		1	25	23.4		1	24.2	23.3		1	24.2	
		1	49	23.3		1	24.2	23.3		1	24.2	
		25	0	22.1		2	23.2	22.0		2	23.2	
		25	12	22.1		2	23.2	22.1		2	23.2	
	64QAM	25	25	22.0		2	23.2	22.0		2	23.2	
		50	0	22.1		2	23.2	22.1		2	23.2	
		1	0	22.2		2	23.2	22.2		2	23.2	
		1	25	22.3		2	23.2	22.3		2	23.2	
		1	49	22.2		2	23.2	22.1		2	23.2	
		25	0	21.1		3	22.2	21.1		3	22.2	
	256QAM	25	12	21.1		3	22.2	21.1		3	22.2	
		25	25	21.1		3	22.2	21.1		3	22.2	
		50	0	21.1		3	22.2	21.0		3	22.2	
		1	0	19.1		5	20.2	19.1		5	20.2	
		1	25	19.3		5	20.2	19.3		5	20.2	
		1	49	19.1		5	20.2	19.1		5	20.2	
	5	QPSK	25	0	19.1		5	20.2	19.1		5	20.2
			25	12	19.1		5	20.2	19.1		5	20.2
			25	25	19.1		5	20.2	19.0		5	20.2
			50	0	19.1		5	20.2	19.0		5	20.2
1			0	23.6		0	25.2	23.8		0	25.2	
1			12	23.7		0	25.2	23.9		0	25.2	
16QAM		1	24	23.5		0	25.2	23.7		0	25.2	
		12	0	23.0		1	24.2	23.0		1	24.2	
		12	7	23.1		1	24.2	23.1		1	24.2	
		12	13	23.1		1	24.2	23.0		1	24.2	
		25	0	23.1		1	24.2	23.0		1	24.2	
		1	0	23.4		1	24.2	23.4		1	24.2	
64QAM	1	12	23.5		1	24.2	23.5		1	24.2		
	1	24	23.4		1	24.2	23.3		1	24.2		
	12	0	22.1		2	23.2	22.1		2	23.2		
	12	7	22.1		2	23.2	22.1		2	23.2		
	12	13	22.1		2	23.2	22.1		2	23.2		
	25	0	22.1		2	23.2	22.1		2	23.2		
256QAM	1	0	22.2		2	23.2	22.1		2	23.2		
	1	12	22.2		2	23.2	22.2		2	23.2		
	1	24	22.1		2	23.2	22.1		2	23.2		
	12	0	21.1		3	22.2	21.1		3	22.2		
	12	7	21.1		3	22.2	21.1		3	22.2		
	12	13	21.1		3	22.2	21.1		3	22.2		
256QAM	25	0	21.1		3	22.2	21.1		3	22.2		
	1	0	19.1		5	20.2	19.2		5	20.2		
	1	12	19.3		5	20.2	19.3		5	20.2		
	1	24	19.1		5	20.2	19.1		5	20.2		
	12	0	19.1		5	20.2	19.1		5	20.2		
	12	7	19.1		5	20.2	19.1		5	20.2		
256QAM	12	13	19.1		5	20.2	19.0		5	20.2		
	25	0	19.1		5	20.2	19.1		5	20.2		

LTE Band 25 Measured Results (ANT1)

BW (MHz)	Mode	RB Allocation	RB Offset	Mode A Power (dBm)					Mode B Power (dBm)					
				26140	26365	26590	MPR	Max Power	26140	26365	26590	MPR	Max Power	
				1860 MHz	1882.5 MHz	1905 MHz			1860 MHz	1882.5 MHz	1905 MHz			
20	QPSK	1	0	21.7	21.7	21.5	0	22.7	20.8	20.7	20.7	0	22.0	
		1	49	21.7	21.7	21.7	0	22.7	20.9	20.7	20.7	0	22.0	
		1	99	21.8	21.7	21.6	0	22.7	20.8	20.6	20.6	0	22.0	
		50	0	21.9	21.8	21.7	0	22.7	20.9	20.8	20.8	0	22.0	
		50	24	21.9	21.7	21.8	0	22.7	20.9	20.7	20.8	0	22.0	
		50	50	21.8	21.7	21.7	0	22.7	20.8	20.7	20.8	0	22.0	
	16QAM	1	0	21.9	21.8	21.8	0	22.7	20.9	20.8	20.8	0	22.0	
		1	49	22.1	22.1	22.0	0	22.7	20.6	20.6	20.5	0	22.0	
		1	99	22.1	22.2	22.4	0	22.7	20.7	20.5	20.7	0	22.0	
		50	0	21.9	21.8	21.8	0	22.7	20.4	20.4	20.4	0	22.0	
		50	24	21.9	21.8	21.8	0	22.7	20.4	20.3	20.4	0	22.0	
		50	50	21.8	21.8	21.8	0	22.7	20.3	20.3	20.4	0	22.0	
	64QAM	100	0	21.9	21.8	21.8	0	22.7	20.4	20.4	20.4	0	22.0	
		1	0	22.0	21.9	21.9	0	22.7	20.5	20.4	20.4	0	22.0	
		1	49	22.1	22.0	22.0	0	22.7	20.6	20.5	20.6	0	22.0	
		1	99	21.9	21.9	21.8	0	22.7	20.5	20.4	20.4	0	22.0	
		50	0	21.9	21.8	21.8	0	22.7	20.4	20.3	20.3	0	22.0	
		50	24	21.9	21.7	21.8	0	22.7	20.5	20.3	20.3	0	22.0	
	256QAM	50	50	21.8	21.7	21.8	0	22.7	20.3	20.3	20.3	0	22.0	
		100	0	21.9	21.8	21.8	0	22.7	20.4	20.4	20.3	0	22.0	
		1	0	20.0	20.0	19.9	2	20.7	19.6	19.5	19.5	1.3	20.7	
		1	49	20.0	19.9	19.9	2	20.7	19.5	19.5	19.4	1.3	20.7	
		1	99	19.9	19.9	19.9	2	20.7	19.5	19.5	19.5	1.3	20.7	
		50	0	19.9	19.8	19.8	2	20.7	19.5	19.3	19.3	1.3	20.7	
15	QPSK	50	24	19.9	19.8	19.8	2	20.7	19.5	19.3	19.3	1.3	20.7	
		50	50	19.8	19.8	19.8	2	20.7	19.4	19.3	19.3	1.3	20.7	
		100	0	19.9	19.8	19.8	2	20.7	19.4	19.4	19.3	1.3	20.7	
		16QAM	1	0	21.8	21.7	21.7	0	22.7	20.3	20.2	20.1	0	22.0
			1	37	21.8	21.7	21.7	0	22.7	20.3	20.2	20.1	0	22.0
			1	74	21.8	21.7	21.7	0	22.7	20.3	20.2	20.1	0	22.0
	36		0	21.9	21.8	21.8	0	22.7	20.4	20.3	20.2	0	22.0	
	36		20	21.9	21.8	21.8	0	22.7	20.4	20.3	20.3	0	22.0	
	36		39	21.8	21.7	21.8	0	22.7	20.3	20.2	20.3	0	22.0	
	64QAM	75	0	21.9	21.7	21.8	0	22.7	20.3	20.2	20.2	0	22.0	
		1	0	22.1	22.0	22.0	0	22.7	20.6	20.5	20.5	0	22.0	
		1	37	22.1	22.0	22.0	0	22.7	20.6	20.5	20.5	0	22.0	
		1	74	22.1	22.0	21.9	0	22.7	20.6	20.5	20.4	0	22.0	
		36	0	21.9	21.8	21.8	0	22.7	20.4	20.3	20.3	0	22.0	
		36	20	21.9	21.8	21.8	0	22.7	20.4	20.3	20.3	0	22.0	
	256QAM	36	39	21.8	21.7	21.8	0	22.7	20.3	20.3	20.3	0	22.0	
		75	0	21.9	21.7	21.8	0	22.7	20.4	20.3	20.3	0	22.0	
		1	0	19.9	19.9	19.9	2	20.7	19.5	19.4	19.4	1.3	20.7	
		1	37	20.0	20.0	19.9	2	20.7	19.5	19.4	19.4	1.3	20.7	
		1	74	19.9	19.9	19.8	2	20.7	19.5	19.4	19.4	1.3	20.7	
		36	0	19.9	19.8	19.8	2	20.7	19.4	19.3	19.3	1.3	20.7	

LTE Band 25 Measured Results (ANT1) (continued)

BW (MHz)	Mode	RB Allocation	RB offset	Mode A Power (dBm)					Mode B Power (dBm)				
				26090	26365	26640	MPR	Max Power	26090	26365	26590	MPR	Max Power
				1855 MHz	1882.5 MHz	1910 MHz			1860 MHz	1882.5 MHz	1905 MHz		
10	QPSK	1	0	22.0	21.9	21.8	0	22.7	20.5	20.4	20.3	0	22.0
		1	25	22.1	21.9	21.9	0	22.7	20.5	20.4	20.4	0	22.0
		1	49	22.0	21.9	21.9	0	22.7	20.5	20.3	20.4	0	22.0
		25	0	22.1	21.9	21.9	0	22.7	20.6	20.4	20.4	0	22.0
		25	12	22.1	21.9	21.9	0	22.7	20.6	20.5	20.4	0	22.0
		25	25	22.0	21.8	21.9	0	22.7	20.5	20.4	20.4	0	22.0
	16QAM	1	0	22.0	21.8	21.9	0	22.7	20.6	20.3	20.4	0	22.0
		1	25	22.4	22.3	22.2	0	22.7	20.8	20.7	20.7	0	22.0
		1	49	22.3	22.2	22.1	0	22.7	20.8	20.7	20.6	0	22.0
		25	0	22.1	22.0	21.9	0	22.7	20.6	20.4	20.4	0	22.0
		25	12	22.1	22.0	21.9	0	22.7	20.6	20.4	20.5	0	22.0
		25	25	22.0	21.9	21.9	0	22.7	20.5	20.3	20.4	0	22.0
	64QAM	1	0	22.1	21.9	21.9	0	22.7	20.6	20.3	20.4	0	22.0
		1	25	22.3	22.1	22.1	0	22.7	20.7	20.6	20.6	0	22.0
		1	49	22.3	22.1	22.1	0	22.7	20.6	20.5	20.6	0	22.0
		25	0	22.1	22.0	21.9	0	22.7	20.6	20.4	20.4	0	22.0
		25	12	22.1	22.0	21.9	0	22.7	20.6	20.5	20.4	0	22.0
		25	25	22.0	21.9	21.9	0	22.7	20.5	20.3	20.4	0	22.0
	256QAM	1	0	22.1	21.9	21.9	0	22.7	20.6	20.3	20.4	0	22.0
		1	25	20.1	20.0	19.9	2	20.7	19.7	19.5	19.4	1.3	20.7
		1	49	20.2	20.1	20.0	2	20.7	19.8	19.6	19.5	1.3	20.7
		25	0	20.1	19.9	19.9	2	20.7	19.6	19.4	19.4	1.3	20.7
		25	12	20.1	19.9	19.9	2	20.7	19.6	19.4	19.4	1.3	20.7
		25	25	20.0	19.9	19.9	2	20.7	19.5	19.3	19.4	1.3	20.7
	5	QPSK	1	0	20.1	19.8	19.9	2	20.7	19.6	19.3	19.4	1.3
1			25	20.2	20.1	20.0	2	20.7	19.8	19.6	19.5	1.3	20.7
1			49	20.1	20.0	19.9	2	20.7	19.7	19.5	19.5	1.3	20.7
25			0	20.1	19.9	19.9	2	20.7	19.6	19.4	19.4	1.3	20.7
25			12	20.1	19.9	19.9	2	20.7	19.6	19.4	19.4	1.3	20.7
25			25	20.0	19.9	19.9	2	20.7	19.5	19.3	19.4	1.3	20.7
16QAM		1	0	20.1	19.8	19.9	2	20.7	19.6	19.3	19.4	1.3	20.7
		1	12	22.4	22.2	22.2	0	22.7	20.8	20.6	20.7	0	22.0
		1	24	22.4	22.3	22.2	0	22.7	20.7	20.7	20.7	0	22.0
		12	0	22.1	21.9	22.0	0	22.7	20.6	20.3	20.4	0	22.0
		12	7	22.1	21.9	22.0	0	22.7	20.7	20.4	20.4	0	22.0
		12	13	22.0	21.9	22.0	0	22.7	20.6	20.4	20.4	0	22.0
64QAM		25	0	22.1	21.9	21.9	0	22.7	20.5	20.4	20.3	0	22.0
		1	0	22.1	21.9	21.9	0	22.7	20.7	20.4	20.5	0	22.0
		1	12	22.2	22.0	22.0	0	22.7	20.7	20.5	20.6	0	22.0
		1	24	22.1	21.9	22.0	0	22.7	20.6	20.4	20.5	0	22.0
		12	0	22.1	21.9	21.9	0	22.7	20.6	20.4	20.4	0	22.0
		12	7	22.1	22.0	22.0	0	22.7	20.6	20.5	20.4	0	22.0
256QAM		12	13	22.0	22.0	21.9	0	22.7	20.5	20.4	20.4	0	22.0
		25	0	22.1	21.9	21.9	0	22.7	20.6	20.4	20.4	0	22.0
		1	0	20.1	20.0	19.9	2	20.7	19.7	19.5	19.5	1.3	20.7
		1	12	20.2	20.0	20.0	2	20.7	19.7	19.6	19.6	1.3	20.7
		1	24	20.1	20.0	20.0	2	20.7	19.6	19.5	19.5	1.3	20.7
		12	0	20.1	19.9	19.9	2	20.7	19.6	19.5	19.4	1.3	20.7
			12	7	20.1	20.0	19.9	2	20.7	19.6	19.5	19.5	1.3
	12		13	20.0	19.9	19.9	2	20.7	19.5	19.5	19.4	1.3	20.7
	25		0	20.1	19.9	19.9	2	20.7	19.6	19.4	19.4	1.3	20.7

LTE Band 25 Measured Results (ANT1) (continued)

BW (MHz)	Mode	RB Allocation	RB offset	Mode A Power (dBm)					Mode B Power (dBm)					
				26055	26365	26675	MPR	Max Power	26055	26365	26590	MPR	Max Power	
				1851.5 MHz	1882.5 MHz	1913.5 MHz			1860 MHz	1882.5 MHz	1905 MHz			
3	QPSK	1	0	22.0	21.8	21.8	0	22.7	20.5	20.2	20.3	0	22.0	
		1	8	22.1	21.9	21.9	0	22.7	20.6	20.3	20.4	0	22.0	
		1	14	21.9	21.8	21.8	0	22.7	20.5	20.2	20.3	0	22.0	
		8	0	22.0	21.9	21.9	0	22.7	20.5	20.3	20.4	0	22.0	
		8	4	22.0	21.9	21.9	0	22.7	20.6	20.4	20.4	0	22.0	
		8	7	22.1	21.9	21.9	0	22.7	20.6	20.3	20.4	0	22.0	
	16QAM	15	0	22.0	21.9	21.8	0	22.7	20.5	20.3	20.3	0	22.0	
		1	0	22.3	22.1	22.1	0	22.7	20.8	20.6	20.6	0	22.0	
		1	8	22.3	22.2	22.2	0	22.7	20.8	20.6	20.6	0	22.0	
		1	14	22.3	22.1	22.1	0	22.7	20.7	20.6	20.5	0	22.0	
		8	0	22.1	21.9	21.9	0	22.7	20.5	20.3	20.4	0	22.0	
		8	4	22.1	21.9	22.0	0	22.7	20.6	20.4	20.4	0	22.0	
	64QAM	8	7	22.1	21.9	22.0	0	22.7	20.6	20.4	20.5	0	22.0	
		15	0	22.1	21.9	21.9	0	22.7	20.5	20.4	20.4	0	22.0	
		1	0	22.2	22.1	22.0	0	22.7	20.7	20.5	20.5	0	22.0	
		1	8	22.4	22.2	22.1	0	22.7	20.8	20.6	20.6	0	22.0	
		1	14	22.2	22.1	22.0	0	22.7	20.6	20.5	20.5	0	22.0	
		8	0	22.1	22.0	21.9	0	22.7	20.6	20.4	20.4	0	22.0	
	256QAM	8	4	22.1	22.0	21.9	0	22.7	20.6	20.5	20.4	0	22.0	
		8	7	22.1	22.0	21.9	0	22.7	20.6	20.5	20.4	0	22.0	
		15	0	22.1	21.9	21.9	0	22.7	20.5	20.4	20.4	0	22.0	
		1	0	20.2	19.9	20.0	2	20.7	19.6	19.4	19.4	1.3	20.7	
		1	8	20.2	20.1	20.2	2	20.7	19.7	19.5	19.5	1.3	20.7	
		1	14	20.1	20.0	20.0	2	20.7	19.6	19.5	19.4	1.3	20.7	
1.4	QPSK	8	0	20.1	19.9	19.9	2	20.7	19.5	19.4	19.4	1.3	20.7	
		8	4	20.1	20.0	19.9	2	20.7	19.5	19.5	19.4	1.3	20.7	
		8	7	20.1	20.0	19.9	2	20.7	19.5	19.5	19.4	1.3	20.7	
		8	7	20.1	20.0	19.9	2	20.7	19.5	19.5	19.4	1.3	20.7	
		15	0	20.1	19.9	19.9	2	20.7	19.5	19.4	19.4	1.3	20.7	
		15	0	20.1	19.9	19.9	2	20.7	19.5	19.4	19.4	1.3	20.7	
	16QAM	1	0	22.0	21.9	21.8	0	22.7	20.4	20.4	20.3	0	22.0	
		1	3	22.0	22.0	21.9	0	22.7	20.4	20.4	20.3	0	22.0	
		1	5	22.0	21.9	21.8	0	22.7	20.4	20.3	20.3	0	22.0	
		3	0	22.0	21.8	21.8	0	22.7	20.3	20.4	20.3	0	22.0	
		3	1	22.1	21.9	21.8	0	22.7	20.4	20.3	20.3	0	22.0	
		3	3	22.1	21.9	21.8	0	22.7	20.4	20.3	20.4	0	22.0	
		6	0	22.0	21.9	21.8	0	22.7	20.4	20.3	20.3	0	22.0	
		64QAM	1	0	22.2	22.3	22.2	0	22.7	20.7	20.6	20.6	0	22.0
			1	3	22.3	22.2	22.2	0	22.7	20.6	20.7	20.6	0	22.0
			1	5	22.2	22.2	22.2	0	22.7	20.7	20.6	20.6	0	22.0
			3	0	22.2	22.1	22.0	0	22.7	20.6	20.5	20.5	0	22.0
			3	1	22.2	22.1	22.0	0	22.7	20.6	20.5	20.5	0	22.0
	3		3	22.3	22.1	22.1	0	22.7	20.6	20.5	20.5	0	22.0	
	256QAM	6	0	22.1	22.0	21.9	0	22.7	20.5	20.4	20.3	0	22.0	
		1	0	22.2	22.0	22.0	0	22.7	20.7	20.6	20.4	0	22.0	
		1	3	22.3	22.1	22.1	0	22.7	20.8	20.5	20.5	0	22.0	
		1	5	22.2	22.1	22.0	0	22.7	20.8	20.5	20.5	0	22.0	
		3	0	22.1	22.0	21.9	0	22.7	20.6	20.4	20.4	0	22.0	
3		1	22.1	21.9	21.9	0	22.7	20.7	20.4	20.4	0	22.0		
256QAM	3	3	22.1	22.0	21.9	0	22.7	20.6	20.4	20.4	0	22.0		
	6	0	22.1	21.9	21.8	0	22.7	20.6	20.4	20.3	0	22.0		
	1	0	20.1	20.0	20.0	2	20.7	19.6	19.5	19.5	1.3	20.7		
	1	3	20.2	20.2	20.0	2	20.7	19.7	19.5	19.5	1.3	20.7		
	1	5	20.2	20.0	19.9	2	20.7	19.6	19.5	19.5	1.3	20.7		
	3	0	20.1	20.0	19.9	2	20.7	19.6	19.4	19.4	1.3	20.7		
256QAM	3	1	20.1	19.9	19.9	2	20.7	19.6	19.4	19.4	1.3	20.7		
	3	3	20.1	20.0	19.9	2	20.7	19.6	19.4	19.4	1.3	20.7		
	6	0	20.0	20.0	19.9	2	20.7	19.6	19.2	19.4	1.3	20.7		

LTE Band 25 Measured Results (ANT2)

BW (MHz)	Mode	RB Allocation	RB Offset	Mode A Power (dBm)					Mode B Power (dBm)				
				26140	26365	26590	MPR	Max Power	26140	26365	26590	MPR	Max Power
				1860 MHz	1882.5 MHz	1905 MHz			1860 MHz	1882.5 MHz	1905 MHz		
20	QPSK	1	0	17.0	16.9	16.4	0	18.2	18.6	18.5	18.6	0	19.8
		1	49	16.9	16.9	16.7	0	18.2	18.5	18.5	18.4	0	19.8
		1	99	16.9	16.9	16.7	0	18.2	18.5	18.6	18.4	0	19.8
		50	0	17.0	16.8	16.7	0	18.2	18.6	18.6	18.4	0	19.8
		50	24	17.0	17.0	16.8	0	18.2	18.7	18.7	18.5	0	19.8
		50	50	17.0	17.0	16.5	0	18.2	18.6	18.6	18.5	0	19.8
	16QAM	100	0	17.0	17.0	16.8	0	18.2	18.6	18.6	18.5	0	19.8
		1	0	17.1	17.2	17.1	0	18.2	18.8	18.8	18.8	0	19.8
		1	49	17.3	17.2	17.3	0	18.2	18.9	19.0	18.9	0	19.8
		1	99	17.1	17.2	17.1	0	18.2	18.8	18.8	18.8	0	19.8
		50	0	17.0	16.9	16.9	0	18.2	18.6	18.6	18.5	0	19.8
		50	24	17.0	17.0	16.9	0	18.2	18.7	18.6	18.5	0	19.8
	64QAM	50	50	17.0	17.0	17.0	0	18.2	18.6	18.6	18.6	0	19.8
		100	0	17.0	16.9	16.9	0	18.2	18.6	18.6	18.5	0	19.8
		1	0	17.1	17.1	17.0	0	18.2	18.7	18.7	18.7	0	19.8
		1	49	17.0	17.2	17.1	0	18.2	18.8	18.8	18.8	0	19.8
		1	99	17.0	17.0	17.0	0	18.2	18.7	18.7	18.6	0	19.8
		50	0	17.0	16.9	16.9	0	18.2	18.6	18.5	18.5	0	19.8
	256QAM	50	24	17.0	16.9	16.9	0	18.2	18.6	18.6	18.5	0	19.8
		50	50	16.9	16.9	17.0	0	18.2	18.6	18.6	18.6	0	19.8
		100	0	16.9	16.9	16.9	0	18.2	18.6	18.6	18.5	0	19.8
		1	0	17.0	17.0	17.0	0	18.2	17.5	17.5	17.6	1.4	18.4
		1	49	17.1	17.0	17.0	0	18.2	17.6	17.6	17.6	1.4	18.4
		1	99	17.1	17.0	17.1	0	18.2	17.6	17.6	17.7	1.4	18.4
15	QPSK	50	0	17.0	16.9	16.9	0	18.2	17.5	17.4	17.4	1.4	18.4
		50	24	17.0	17.0	16.9	0	18.2	17.5	17.5	17.4	1.4	18.4
		50	50	17.0	16.9	17.0	0	18.2	17.5	17.5	17.5	1.4	18.4
		100	0	17.0	16.9	16.9	0	18.2	17.5	17.5	17.4	1.4	18.4
		1	0	16.9	16.8	16.8	0	18.2	18.5	18.5	18.5	0	19.8
		1	37	16.9	16.8	16.9	0	18.2	18.5	18.5	18.5	0	19.8
	16QAM	1	74	16.9	16.8	16.8	0	18.2	18.6	18.4	18.5	0	19.8
		36	0	16.9	16.8	16.9	0	18.2	18.5	18.5	18.5	0	19.8
		36	20	16.9	16.8	16.9	0	18.2	18.6	18.5	18.6	0	19.8
		36	39	16.9	16.9	16.9	0	18.2	18.6	18.6	18.6	0	19.8
		75	0	16.9	16.9	16.9	0	18.2	18.6	18.5	18.6	0	19.8
		1	0	17.2	17.1	17.1	0	18.2	18.8	18.8	18.8	0	19.8
64QAM	1	37	17.2	17.1	17.3	0	18.2	18.8	18.8	18.8	0	19.8	
	1	74	17.3	17.1	17.1	0	18.2	18.9	18.8	18.7	0	19.8	
	36	0	16.9	16.9	16.9	0	18.2	18.6	18.5	18.5	0	19.8	
	36	20	16.9	16.9	17.0	0	18.2	18.6	18.5	18.6	0	19.8	
	36	39	17.0	16.9	17.0	0	18.2	18.6	18.6	18.6	0	19.8	
	75	0	16.9	16.9	17.0	0	18.2	18.6	18.6	18.6	0	19.8	
256QAM	1	0	17.0	17.0	17.1	0	18.2	18.8	18.7	18.8	0	19.8	
	1	37	17.0	17.1	17.2	0	18.2	18.8	18.8	18.8	0	19.8	
	1	74	17.1	17.0	17.1	0	18.2	18.8	18.7	18.8	0	19.8	
	36	0	16.9	16.8	16.9	0	18.2	18.5	18.5	18.5	0	19.8	
	36	20	16.9	16.8	16.9	0	18.2	18.6	18.5	18.6	0	19.8	
	36	39	16.9	16.9	16.9	0	18.2	18.6	18.6	18.6	0	19.8	
256QAM	75	0	16.9	16.9	16.9	0	18.2	18.6	18.6	18.6	0	19.8	
	1	0	16.9	17.0	17.0	0	18.2	17.5	17.5	17.5	1.4	18.4	
	1	37	17.0	17.0	17.1	0	18.2	17.6	17.6	17.6	1.4	18.4	
	1	74	17.0	17.1	17.1	0	18.2	17.6	17.6	17.6	1.4	18.4	
	36	0	16.9	16.8	16.9	0	18.2	17.4	17.4	17.4	1.4	18.4	
	36	20	17.0	16.8	16.9	0	18.2	17.5	17.4	17.5	1.4	18.4	

LTE Band 25 Measured Results (ANT2) (continued)

BW (MHz)	Mode	RB Allocation	RB offset	Mode A Power (dBm)					Mode B Power (dBm)					
				26090	26365	26640	MPR	Max Power	26090	26365	26590	MPR	Max Power	
				1855 MHz	1882.5 MHz	1910 MHz			1860 MHz	1882.5 MHz	1905 MHz			
10	QPSK	1	0	17.0	17.0	17.0	0	18.2	18.7	18.6	18.8	0	19.8	
		1	25	17.0	17.0	17.1	0	18.2	18.7	18.7	18.7	0	19.8	
		1	49	17.1	17.1	17.1	0	18.2	18.7	18.7	18.7	0	19.8	
		25	0	17.1	17.0	17.0	0	18.2	18.7	18.6	18.7	0	19.8	
		25	12	17.1	17.0	17.1	0	18.2	18.8	18.6	18.8	0	19.8	
		25	25	17.1	17.1	17.0	0	18.2	18.7	18.7	18.8	0	19.8	
	16QAM	50	0	17.1	17.1	17.1	0	18.2	18.7	18.7	18.8	0	19.8	
		1	0	17.3	17.3	17.3	0	18.2	19.0	19.0	19.0	0	19.8	
		1	25	17.4	17.3	17.3	0	18.2	19.0	18.9	19.0	0	19.8	
		1	49	17.3	17.3	17.3	0	18.2	19.1	19.1	19.0	0	19.8	
		25	0	17.1	17.0	17.0	0	18.2	18.8	18.6	18.7	0	19.8	
		25	12	17.1	17.0	17.1	0	18.2	18.8	18.7	18.8	0	19.8	
	64QAM	25	25	17.1	17.1	17.1	0	18.2	18.8	18.7	18.8	0	19.8	
		50	0	17.1	17.1	17.1	0	18.2	18.7	18.7	18.7	0	19.8	
		1	0	17.3	17.2	17.3	0	18.2	18.8	18.8	18.9	0	19.8	
		1	25	17.3	17.3	17.3	0	18.2	18.9	19.0	18.9	0	19.8	
		1	49	17.3	17.2	17.3	0	18.2	18.8	18.9	18.9	0	19.8	
		25	0	17.1	17.0	17.0	0	18.2	18.8	18.6	18.6	0	19.8	
	256QAM	25	12	17.1	17.0	17.1	0	18.2	18.8	18.7	18.8	0	19.8	
		25	25	17.1	17.1	17.1	0	18.2	18.8	18.7	18.7	0	19.8	
		50	0	17.1	17.1	17.1	0	18.2	18.7	18.7	18.7	0	19.8	
		1	0	17.1	17.0	17.1	0	18.2	17.6	17.7	17.7	1.4	18.4	
		1	25	17.2	17.1	17.2	0	18.2	17.7	17.8	17.8	1.4	18.4	
		1	49	17.1	17.1	17.1	0	18.2	17.7	17.8	17.8	1.4	18.4	
	5	QPSK	25	0	17.1	16.9	17.0	0	18.2	17.6	17.5	17.5	1.4	18.4
			25	12	17.1	17.0	17.1	0	18.2	17.7	17.6	17.6	1.4	18.4
			25	25	17.1	17.0	17.0	0	18.2	17.6	17.6	17.6	1.4	18.4
			50	0	17.1	17.0	17.0	0	18.2	17.6	17.6	17.6	1.4	18.4
			1	0	17.1	17.0	17.1	0	18.2	17.6	17.7	17.7	1.4	18.4
			1	25	17.2	17.1	17.2	0	18.2	17.7	17.8	17.8	1.4	18.4
16QAM		25	0	17.1	17.0	17.1	0	18.2	17.6	17.6	17.6	1.4	18.4	
		50	0	17.1	17.0	17.0	0	18.2	17.6	17.6	17.6	1.4	18.4	
		1	0	17.4	17.3	17.4	0	18.2	19.1	18.9	19.0	0	19.8	
		1	12	17.5	17.5	17.5	0	18.2	19.2	19.1	19.1	0	19.8	
		1	24	17.4	17.3	17.3	0	18.2	19.0	19.0	19.0	0	19.8	
		12	0	17.1	17.0	17.0	0	18.2	18.8	18.7	18.8	0	19.8	
64QAM		12	7	17.1	17.0	17.1	0	18.2	18.8	18.7	18.9	0	19.8	
		12	13	17.1	17.1	17.1	0	18.2	18.8	18.8	18.8	0	19.8	
		25	0	17.1	17.0	17.1	0	18.2	18.8	18.6	18.8	0	19.8	
		1	0	17.2	17.0	17.2	0	18.2	18.9	18.8	18.8	0	19.8	
		1	12	17.2	17.1	17.2	0	18.2	18.9	18.8	18.9	0	19.8	
		1	24	17.2	17.0	17.1	0	18.2	18.8	18.8	18.8	0	19.8	
256QAM		12	0	17.1	17.0	17.0	0	18.2	18.8	18.6	18.7	0	19.8	
		12	7	17.2	17.0	17.1	0	18.2	18.8	18.7	18.8	0	19.8	
		12	13	17.1	17.1	17.1	0	18.2	18.8	18.7	18.7	0	19.8	
		25	0	17.1	17.0	17.1	0	18.2	18.8	18.6	18.7	0	19.8	
		1	0	17.1	17.0	17.0	0	18.2	17.8	17.5	17.6	1.4	18.4	
		1	12	17.2	17.2	17.2	0	18.2	17.8	17.7	17.8	1.4	18.4	
256QAM		1	24	17.1	17.1	17.1	0	18.2	17.8	17.7	17.7	1.4	18.4	
		12	0	17.1	17.0	17.0	0	18.2	17.7	17.5	17.6	1.4	18.4	
		12	7	17.1	17.0	17.1	0	18.2	17.7	17.5	17.6	1.4	18.4	
		12	13	17.1	17.0	17.1	0	18.2	17.7	17.6	17.7	1.4	18.4	
		25	0	17.1	17.0	17.0	0	18.2	17.7	17.5	17.6	1.4	18.4	
		25	0	17.1	17.0	17.0	0	18.2	17.7	17.5	17.6	1.4	18.4	

LTE Band 25 Measured Results (ANT2) (continued)

BW (MHz)	Mode	RB Allocation	RB offset	Mode A Power (dBm)					Mode B Power (dBm)				
				26055	26365	26675	MPR	Max Power	26055	26365	26590	MPR	Max Power
				1851.5 MHz	1882.5 MHz	1913.5 MHz			1860 MHz	1882.5 MHz	1905 MHz		
3	QPSK	1	0	17.0	16.9	17.0	0	18.2	18.7	18.6	18.7	0	19.8
		1	8	17.1	17.1	17.1	0	18.2	18.8	18.8	18.8	0	19.8
		1	14	17.0	16.9	17.0	0	18.2	18.6	18.6	18.7	0	19.8
		8	0	17.1	16.9	17.0	0	18.2	18.7	18.6	18.7	0	19.8
		8	4	17.1	17.0	17.0	0	18.2	18.8	18.6	18.7	0	19.8
		8	7	17.1	17.0	17.1	0	18.2	18.8	18.7	18.8	0	19.8
	16QAM	15	0	17.0	16.9	17.0	0	18.2	18.7	18.6	18.7	0	19.8
		1	0	17.3	17.3	17.3	0	18.2	19.0	18.9	18.9	0	19.8
		1	8	17.4	17.3	17.4	0	18.2	19.0	19.1	19.0	0	19.8
		1	14	17.3	17.2	17.3	0	18.2	19.0	18.9	19.0	0	19.8
		8	0	17.1	17.0	17.1	0	18.2	18.8	18.7	18.7	0	19.8
		8	4	17.2	17.0	17.1	0	18.2	18.8	18.7	18.8	0	19.8
	64QAM	8	7	17.1	17.1	17.2	0	18.2	18.8	18.8	18.8	0	19.8
		15	0	17.1	16.9	17.0	0	18.2	18.8	18.6	18.7	0	19.8
		1	0	17.2	17.1	17.2	0	18.2	18.9	18.9	18.9	0	19.8
		1	8	17.4	17.3	17.3	0	18.2	19.0	19.0	19.1	0	19.8
		1	14	17.3	17.2	17.1	0	18.2	18.9	18.8	18.9	0	19.8
		8	0	17.1	17.0	17.0	0	18.2	18.8	18.7	18.7	0	19.8
	256QAM	8	4	17.1	17.0	17.0	0	18.2	18.8	18.7	18.7	0	19.8
		8	7	17.1	17.1	17.1	0	18.2	18.8	18.8	18.8	0	19.8
		15	0	17.1	17.0	17.0	0	18.2	18.7	18.6	18.7	0	19.8
		1	0	17.1	17.0	17.1	0	18.2	17.7	17.5	17.6	1.4	18.4
		1	8	17.2	17.2	17.3	0	18.2	17.8	17.7	17.8	1.4	18.4
		1	14	17.2	17.1	17.2	0	18.2	17.7	17.7	17.7	1.4	18.4
1.4	QPSK	8	0	17.1	17.0	17.0	0	18.2	17.7	17.5	17.6	1.4	18.4
		8	4	17.1	17.0	17.0	0	18.2	17.7	17.6	17.6	1.4	18.4
		8	7	17.1	17.1	17.1	0	18.2	17.7	17.6	17.7	1.4	18.4
		15	0	17.1	17.0	17.0	0	18.2	17.7	17.5	17.6	1.4	18.4
		1	0	17.1	17.0	17.1	0	18.2	17.7	17.5	17.6	1.4	18.4
		1	8	17.2	17.2	17.3	0	18.2	17.8	17.7	17.8	1.4	18.4
	16QAM	8	0	17.1	17.0	17.0	0	18.2	17.7	17.5	17.6	1.4	18.4
		8	4	17.1	17.0	17.0	0	18.2	17.7	17.6	17.6	1.4	18.4
		8	7	17.1	17.1	17.1	0	18.2	17.7	17.6	17.7	1.4	18.4
		15	0	17.1	17.0	17.0	0	18.2	17.7	17.5	17.6	1.4	18.4
		1	0	17.1	17.0	17.1	0	18.2	17.7	17.5	17.6	1.4	18.4
		1	8	17.2	17.2	17.3	0	18.2	17.8	17.7	17.8	1.4	18.4
	64QAM	1	14	17.2	17.1	17.2	0	18.2	17.7	17.7	17.7	1.4	18.4
		3	0	17.1	17.0	17.0	0	18.2	17.7	17.5	17.6	1.4	18.4
		3	4	17.1	17.0	17.0	0	18.2	17.7	17.6	17.6	1.4	18.4
		3	7	17.1	17.1	17.1	0	18.2	17.7	17.6	17.7	1.4	18.4
		6	0	17.1	17.0	17.0	0	18.2	17.7	17.5	17.6	1.4	18.4
		6	0	17.1	17.0	17.0	0	18.2	17.7	17.5	17.6	1.4	18.4
	256QAM	1	0	17.1	17.0	17.1	0	18.2	17.7	17.5	17.6	1.4	18.4
		1	3	17.1	17.0	17.1	0	18.2	17.7	17.5	17.6	1.4	18.4
		1	5	17.1	17.1	17.0	0	18.2	17.7	17.6	17.7	1.4	18.4
		3	0	17.1	17.0	17.0	0	18.2	17.7	17.6	17.6	1.4	18.4
		3	1	17.1	17.0	17.0	0	18.2	17.7	17.6	17.7	1.4	18.4
		3	3	17.1	17.0	17.0	0	18.2	17.7	17.6	17.7	1.4	18.4
6		0	17.1	17.0	17.0	0	18.2	17.7	17.5	17.6	1.4	18.4	
6		0	17.1	17.0	16.9	0	18.2	17.5	17.6	17.4	1.4	18.4	
1		0	17.1	17.0	17.0	0	18.2	17.8	17.7	17.6	1.4	18.4	
1		3	17.1	17.2	17.1	0	18.2	17.8	17.7	17.6	1.4	18.4	
1		5	17.1	17.1	17.0	0	18.2	17.7	17.6	17.7	1.4	18.4	
3		0	17.1	17.0	17.0	0	18.2	17.7	17.6	17.6	1.4	18.4	

LTE Band 25 Measured Results (ANT3)

BW (MHz)	Mode	RB Allocation	RB Offset	Mode A Power (dBm)					Mode B Power (dBm)				
				26140	26365	26590	MPR	Max Power	26140	26365	26590	MPR	Max Power
				1860 MHz	1882.5 MHz	1905 MHz			1860 MHz	1882.5 MHz	1905 MHz		
20	QPSK	1	0	21.8	21.8	21.8	0	23.1	20.5	20.3	20.4	0	21.7
		1	49	21.8	21.8	21.8	0	23.1	20.4	20.3	20.4	0	21.7
		1	99	21.7	21.8	21.8	0	23.1	20.4	20.3	20.4	0	21.7
		50	0	21.9	21.8	21.8	0	23.1	20.5	20.4	20.4	0	21.7
		50	24	21.9	21.8	21.8	0	23.1	20.5	20.4	20.5	0	21.7
		50	50	21.9	21.9	21.9	0	23.1	20.5	20.5	20.5	0	21.7
	16QAM	1	0	22.2	22.0	22.2	0	23.1	20.6	20.6	20.7	0	21.7
		1	49	22.3	22.2	22.4	0	23.1	20.8	20.8	20.9	0	21.7
		1	99	22.1	22.1	22.2	0	23.1	20.6	20.7	20.8	0	21.7
		50	0	21.9	21.8	21.9	0	23.1	20.5	20.4	20.5	0	21.7
		50	24	21.9	21.9	22.0	0	23.1	20.5	20.5	20.5	0	21.7
		50	50	21.9	21.9	22.0	0	23.1	20.5	20.5	20.6	0	21.7
	64QAM	1	0	22.0	21.9	22.0	0	23.1	20.5	20.5	20.6	0	21.7
		1	49	22.1	22.0	22.2	0	23.1	20.6	20.7	20.7	0	21.7
		1	99	21.9	22.0	22.1	0	23.1	20.5	20.6	20.7	0	21.7
		50	0	21.6	21.5	21.6	0.6	22.5	20.5	20.3	20.5	0	21.7
		50	24	21.6	21.6	21.6	0.6	22.5	20.5	20.5	20.5	0	21.7
		50	50	21.6	21.6	21.7	0.6	22.5	20.5	20.5	20.6	0	21.7
	256QAM	1	0	19.7	19.7	19.7	2.6	20.5	19.7	19.5	19.7	1.2	20.5
		1	49	19.6	19.7	19.8	2.6	20.5	19.7	19.6	19.8	1.2	20.5
		1	99	19.7	19.8	19.8	2.6	20.5	19.7	19.7	19.9	1.2	20.5
		50	0	19.6	19.5	19.6	2.6	20.5	19.6	19.5	19.5	1.2	20.5
		50	24	19.6	19.6	19.6	2.6	20.5	19.6	19.6	19.6	1.2	20.5
		50	50	19.6	19.6	19.7	2.6	20.5	19.6	19.6	19.7	1.2	20.5
15	QPSK	1	0	21.8	21.7	21.8	0	23.1	20.5	20.3	20.4	0	21.7
		1	37	21.9	21.8	21.9	0	23.1	20.4	20.3	20.5	0	21.7
		1	74	21.9	21.8	21.9	0	23.1	20.5	20.4	20.5	0	21.7
		36	0	21.9	21.8	21.9	0	23.1	20.5	20.4	20.5	0	21.7
		36	20	21.8	21.8	22.0	0	23.1	20.4	20.4	20.6	0	21.7
		36	39	21.8	21.9	22.0	0	23.1	20.4	20.5	20.6	0	21.7
	16QAM	75	0	21.8	21.8	22.0	0	23.1	20.4	20.4	20.6	0	21.7
		1	0	22.1	22.0	22.1	0	23.1	20.7	20.4	20.7	0	21.7
		1	37	22.2	22.0	22.2	0	23.1	20.7	20.7	20.9	0	21.7
		1	74	22.2	22.0	22.1	0	23.1	20.8	20.7	20.8	0	21.7
		36	0	21.9	21.8	21.9	0	23.1	20.5	20.3	20.5	0	21.7
		36	20	21.8	21.9	22.0	0	23.1	20.4	20.5	20.6	0	21.7
	64QAM	36	39	21.8	21.9	22.0	0	23.1	20.4	20.4	20.6	0	21.7
		75	0	21.8	21.9	22.0	0	23.1	20.4	20.4	20.6	0	21.7
		1	0	22.1	22.0	22.1	0	23.1	20.6	20.5	20.7	0	21.7
		1	37	22.0	22.0	22.2	0	23.1	20.6	20.6	20.8	0	21.7
		1	74	22.1	22.1	22.2	0	23.1	20.6	20.6	20.8	0	21.7
		36	0	21.6	21.5	21.6	0.6	22.5	20.4	20.3	20.5	0	21.7
	256QAM	36	20	21.5	21.6	21.7	0.6	22.5	20.4	20.4	20.6	0	21.7
		36	39	21.5	21.6	21.7	0.6	22.5	20.4	20.4	20.6	0	21.7
		75	0	21.5	21.6	21.7	0.6	22.5	20.4	20.4	20.6	0	21.7
		1	0	19.6	19.6	19.7	2.6	20.5	19.7	19.6	19.7	1.2	20.5
		1	37	19.7	19.6	19.8	2.6	20.5	19.7	19.6	19.7	1.2	20.5
		1	74	19.7	19.8	19.9	2.6	20.5	19.7	19.8	19.8	1.2	20.5

LTE Band 25 Measured Results (ANT3) (continued)

BW (MHz)	Mode	RB Allocation	RB offset	Mode A Power (dBm)					Mode B Power (dBm)				
				26090	26365	26640	MPR	Max Power	26090	26365	26590	MPR	Max Power
				1855 MHz	1882.5 MHz	1910 MHz			1860 MHz	1882.5 MHz	1905 MHz		
10	QPSK	1	0	22.0	21.9	22.0	0	23.1	20.5	20.4	20.6	0	21.7
		1	25	22.0	22.0	22.1	0	23.1	20.6	20.5	20.7	0	21.7
		1	49	21.9	21.9	22.1	0	23.1	20.5	20.5	20.6	0	21.7
		25	0	22.0	21.9	22.0	0	23.1	20.6	20.4	20.6	0	21.7
		25	12	22.0	22.0	22.1	0	23.1	20.6	20.6	20.7	0	21.7
		25	25	21.9	22.0	22.1	0	23.1	20.5	20.5	20.7	0	21.7
	16QAM	1	0	22.3	22.2	22.4	0	23.1	20.9	20.8	20.9	0	21.7
		1	25	22.3	22.2	22.4	0	23.1	20.8	20.8	20.8	0	21.7
		1	49	22.3	22.3	22.5	0	23.1	20.8	20.9	21.0	0	21.7
		25	0	22.0	21.9	22.0	0	23.1	20.6	20.5	20.6	0	21.7
		25	12	22.0	22.0	22.1	0	23.1	20.6	20.6	20.7	0	21.7
		25	25	22.0	22.0	22.1	0	23.1	20.5	20.6	20.7	0	21.7
	64QAM	1	0	22.1	22.2	22.3	0	23.1	20.7	20.6	20.9	0	21.7
		1	25	22.2	22.2	22.4	0	23.1	20.7	20.7	21.0	0	21.7
		1	49	22.1	22.2	22.4	0	23.1	20.7	20.8	21.0	0	21.7
		25	0	21.7	21.6	21.7	0.6	22.5	20.5	20.4	20.6	0	21.7
		25	12	21.7	21.7	21.9	0.6	22.5	20.6	20.6	20.7	0	21.7
		25	25	21.7	21.7	21.9	0.6	22.5	20.5	20.5	20.7	0	21.7
	256QAM	1	0	19.7	19.6	19.8	2.6	20.5	19.8	19.7	19.7	1.2	20.5
		1	25	19.8	19.8	20.0	2.6	20.5	19.8	19.8	19.9	1.2	20.5
		1	49	19.7	19.8	20.0	2.6	20.5	19.7	19.8	19.9	1.2	20.5
		25	0	19.7	19.6	19.7	2.6	20.5	19.6	19.5	19.7	1.2	20.5
		25	12	19.7	19.7	19.8	2.6	20.5	19.7	19.6	19.8	1.2	20.5
		25	25	19.6	19.7	19.8	2.6	20.5	19.6	19.7	19.8	1.2	20.5
	5	QPSK	1	0	21.9	21.8	22.0	0	23.1	20.5	20.4	20.6	0
1			12	22.1	22.0	22.2	0	23.1	20.6	20.7	20.7	0	21.7
1			24	21.9	21.9	22.1	0	23.1	20.5	20.5	20.7	0	21.7
12			0	22.0	21.9	22.0	0	23.1	20.6	20.5	20.6	0	21.7
12			7	22.0	22.0	22.0	0	23.1	20.6	20.6	20.6	0	21.7
12			13	22.0	22.0	22.1	0	23.1	20.6	20.6	20.7	0	21.7
16QAM		25	0	22.0	22.0	22.0	0	23.1	20.6	20.5	20.6	0	21.7
		1	0	22.3	22.2	22.4	0	23.1	20.9	20.8	20.9	0	21.7
		1	12	22.4	22.4	22.6	0	23.1	21.1	21.0	21.1	0	21.7
		1	24	22.3	22.3	22.5	0	23.1	21.0	20.9	21.0	0	21.7
		12	0	22.0	21.9	22.0	0	23.1	20.7	20.5	20.6	0	21.7
		12	7	22.0	22.1	22.1	0	23.1	20.8	20.6	20.7	0	21.7
64QAM		12	13	22.0	22.0	22.1	0	23.1	20.8	20.6	20.7	0	21.7
		25	0	22.0	22.0	22.1	0	23.1	20.6	20.6	20.6	0	21.7
		1	0	22.0	22.0	22.2	0	23.1	20.6	20.5	20.8	0	21.7
		1	12	22.1	22.1	22.3	0	23.1	20.7	20.6	20.8	0	21.7
		1	24	22.0	22.0	22.2	0	23.1	20.6	20.5	20.8	0	21.7
		12	0	21.7	21.6	21.8	0.6	22.5	20.6	20.4	20.6	0	21.7
256QAM		12	7	21.7	21.7	21.8	0.6	22.5	20.6	20.6	20.7	0	21.7
		12	13	21.7	21.7	21.9	0.6	22.5	20.6	20.5	20.7	0	21.7
		25	0	21.7	21.7	21.8	0.6	22.5	20.6	20.5	20.6	0	21.7
		1	0	19.8	19.6	19.8	2.6	20.5	19.8	19.6	19.9	1.2	20.5
		1	12	19.8	19.8	20.0	2.6	20.5	19.8	19.7	20.0	1.2	20.5
		1	24	19.7	19.8	19.9	2.6	20.5	19.8	19.7	19.9	1.2	20.5
5		256QAM	12	0	19.7	19.6	19.8	2.6	20.5	19.7	19.6	19.7	1.2
	12		7	19.7	19.7	19.8	2.6	20.5	19.7	19.7	19.8	1.2	20.5
	12		13	19.7	19.7	19.9	2.6	20.5	19.7	19.7	19.8	1.2	20.5
	25		0	19.7	19.7	19.8	2.6	20.5	19.7	19.6	19.7	1.2	20.5
	25		0	19.7	19.7	19.8	2.6	20.5	19.7	19.6	19.7	1.2	20.5
	25		0	19.7	19.7	19.8	2.6	20.5	19.7	19.6	19.7	1.2	20.5
	25		0	19.7	19.7	19.8	2.6	20.5	19.7	19.6	19.7	1.2	20.5

LTE Band 25 Measured Results (ANT3) (continued)

BW (MHz)	Mode	RB Allocation	RB offset	Mode A Power (dBm)					Mode B Power (dBm)					
				26055	26365	26675	MPR	Max Power	26055	26365	26590	MPR	Max Power	
				1851.5 MHz	1882.5 MHz	1913.5 MHz			1860 MHz	1882.5 MHz	1905 MHz			
3	QPSK	1	0	22.0	21.9	22.1	0	23.1	20.4	20.4	20.6	0	21.7	
		1	8	22.0	22.0	22.1	0	23.1	20.5	20.5	20.7	0	21.7	
		1	14	21.9	21.9	22.0	0	23.1	20.4	20.4	20.6	0	21.7	
		8	0	22.0	21.9	22.1	0	23.1	20.5	20.5	20.7	0	21.7	
		8	4	22.0	22.0	22.1	0	23.1	20.6	20.5	20.7	0	21.7	
		8	7	22.0	22.0	22.2	0	23.1	20.5	20.6	20.7	0	21.7	
	16QAM	15	0	22.0	21.9	22.1	0	23.1	20.5	20.5	20.7	0	21.7	
		1	0	22.3	22.2	22.3	0	23.1	20.7	20.8	20.9	0	21.7	
		1	8	22.3	22.2	22.4	0	23.1	20.8	20.8	21.0	0	21.7	
		1	14	22.3	22.2	22.4	0	23.1	20.8	20.7	21.0	0	21.7	
		8	0	22.1	22.0	22.1	0	23.1	20.6	20.5	20.8	0	21.7	
		8	4	22.1	22.0	22.1	0	23.1	20.6	20.6	20.8	0	21.7	
	64QAM	8	7	22.1	22.1	22.2	0	23.1	20.6	20.6	20.8	0	21.7	
		15	0	22.1	22.0	22.1	0	23.1	20.5	20.5	20.7	0	21.7	
		1	0	22.1	22.1	22.3	0	23.1	20.6	20.7	20.9	0	21.7	
		1	8	22.2	22.1	22.4	0	23.1	20.7	20.7	20.9	0	21.7	
		1	14	22.2	22.1	22.4	0	23.1	20.7	20.7	20.9	0	21.7	
		8	0	21.7	21.7	21.8	0.6	22.5	20.6	20.5	20.7	0	21.7	
	256QAM	8	4	21.8	21.7	21.9	0.6	22.5	20.7	20.6	20.8	0	21.7	
		8	7	21.8	21.7	21.9	0.6	22.5	20.6	20.6	20.8	0	21.7	
		15	0	21.7	21.7	21.8	0.6	22.5	20.6	20.5	20.7	0	21.7	
		1	0	19.8	19.8	19.8	2.6	20.5	19.7	19.7	19.9	1.2	20.5	
		1	8	19.9	19.8	20.0	2.6	20.5	19.8	19.9	20.0	1.2	20.5	
		1	14	19.8	19.8	19.9	2.6	20.5	19.7	19.8	19.9	1.2	20.5	
1.4	QPSK	8	0	19.7	19.7	19.9	2.6	20.5	19.7	19.6	19.8	1.2	20.5	
		8	4	19.7	19.7	19.9	2.6	20.5	19.7	19.7	19.9	1.2	20.5	
		8	7	19.7	19.7	19.9	2.6	20.5	19.7	19.7	19.9	1.2	20.5	
		15	0	19.7	19.7	19.8	2.6	20.5	19.6	19.6	19.8	1.2	20.5	
		26047	26365	26683	MPR	Max Power	26047	26365	26590	MPR	Max Power			
		1850.7 MHz	1882.5 MHz	1914.3 MHz			1860 MHz	1882.5 MHz	1905 MHz					
	1.4	QPSK	1	0	22.0	22.0	22.1	0	23.1	20.6	20.6	20.6	0	21.7
			1	3	22.0	22.0	22.2	0	23.1	20.6	20.6	20.7	0	21.7
			1	5	22.0	22.0	22.1	0	23.1	20.6	20.5	20.7	0	21.7
			3	0	22.0	21.9	22.1	0	23.1	20.5	20.5	20.6	0	21.7
			3	1	22.0	22.0	22.1	0	23.1	20.6	20.5	20.7	0	21.7
			3	3	22.0	21.9	22.2	0	23.1	20.6	20.5	20.7	0	21.7
		16QAM	6	0	22.0	22.0	22.1	0	23.1	20.6	20.5	20.6	0	21.7
			1	0	22.3	22.3	22.4	0	23.1	20.9	20.9	21.0	0	21.7
			1	3	22.4	22.4	22.5	0	23.1	20.9	20.8	21.1	0	21.7
			1	5	22.3	22.4	22.5	0	23.1	20.9	20.8	21.0	0	21.7
			3	0	22.2	22.1	22.4	0	23.1	20.7	20.7	20.8	0	21.7
			3	1	22.2	22.1	22.4	0	23.1	20.7	20.7	20.9	0	21.7
		64QAM	3	3	22.2	22.2	22.3	0	23.1	20.7	20.7	20.9	0	21.7
			6	0	22.0	22.1	22.1	0	23.1	20.6	20.6	20.7	0	21.7
			1	0	22.3	22.3	22.3	0	23.1	20.6	20.7	20.8	0	21.7
			1	3	22.3	22.3	22.4	0	23.1	20.8	20.7	20.9	0	21.7
			1	5	22.2	22.2	22.4	0	23.1	20.7	20.7	20.8	0	21.7
			3	0	22.1	22.1	22.2	0	23.1	20.6	20.5	20.7	0	21.7
256QAM		3	1	22.1	22.1	22.3	0	23.1	20.6	20.6	20.7	0	21.7	
		3	3	22.1	22.1	22.3	0	23.1	20.7	20.5	20.7	0	21.7	
		6	0	21.8	21.7	21.8	0.6	22.5	20.6	20.5	20.6	0	21.7	
		1	0	19.8	19.8	20.0	2.6	20.5	19.8	19.7	19.8	1.2	20.5	
		1	3	19.8	19.8	20.0	2.6	20.5	19.8	19.8	20.0	1.2	20.5	
		1	5	19.9	19.8	20.0	2.6	20.5	19.7	19.8	19.9	1.2	20.5	
256QAM	3	0	19.8	19.7	19.9	2.6	20.5	19.7	19.7	19.7	1.2	20.5		
	3	1	19.8	19.7	20.0	2.6	20.5	19.7	19.7	19.8	1.2	20.5		
	3	3	19.8	19.7	20.0	2.6	20.5	19.7	19.7	19.8	1.2	20.5		
	6	0	19.6	19.7	19.8	2.6	20.5	19.5	19.6	19.6	1.2	20.5		

LTE Band 25 Measured Results (ANT4)

BW (MHz)	Mode	RB Allocation	RB Offset	Mode A Power (dBm)					Mode B Power (dBm)				
				26140	26365	26590	MPR	Max Power	26140	26365	26590	MPR	Max Power
				1860 MHz	1882.5 MHz	1905 MHz			1860 MHz	1882.5 MHz	1905 MHz		
20	QPSK	1	0	18.8	18.6	18.8	0	20.0	18.8	18.6	18.8	0	19.8
		1	49	18.8	18.6	18.7	0	20.0	18.8	18.6	18.7	0	19.8
		1	99	18.8	18.7	18.8	0	20.0	18.8	18.7	18.8	0	19.8
		50	0	18.8	18.8	18.8	0	20.0	18.8	18.8	18.8	0	19.8
		50	24	18.9	18.8	18.8	0	20.0	18.9	18.8	18.8	0	19.8
		50	50	18.8	18.8	18.9	0	20.0	18.8	18.8	18.9	0	19.8
	16QAM	1	0	19.0	19.0	19.0	0	20.0	19.0	19.0	19.0	0	19.8
		1	49	19.3	19.1	19.2	0	20.0	19.3	19.1	19.2	0	19.8
		1	99	18.9	19.0	19.1	0	20.0	18.9	19.0	19.1	0	19.8
		50	0	18.7	18.8	18.9	0	20.0	18.7	18.8	18.9	0	19.8
		50	24	18.8	18.8	19.0	0	20.0	18.8	18.8	19.0	0	19.8
		50	50	18.8	18.9	19.0	0	20.0	18.8	18.9	19.0	0	19.8
	64QAM	1	0	18.9	18.9	19.0	0	20.0	18.9	18.9	19.0	0	19.8
		1	49	19.0	19.1	19.2	0	20.0	19.0	19.1	19.2	0	19.8
		1	99	18.9	18.9	19.1	0	20.0	18.9	18.9	19.1	0	19.8
		50	0	18.7	18.8	18.9	0.1	19.9	18.7	18.8	18.9	0	19.8
		50	24	18.8	18.8	18.9	0.1	19.9	18.8	18.8	18.9	0	19.8
		50	50	18.8	18.8	18.9	0.1	19.9	18.8	18.8	18.9	0	19.8
	256QAM	1	0	17.1	17.1	17.1	2.1	17.9	17.1	17.1	17.1	1.9	17.9
		1	49	17.2	17.2	17.2	2.1	17.9	17.2	17.2	17.2	1.9	17.9
		1	99	17.1	17.2	17.3	2.1	17.9	17.1	17.2	17.3	1.9	17.9
		50	0	16.9	17.0	17.0	2.1	17.9	16.9	17.0	17.0	1.9	17.9
		50	24	17.0	17.0	17.2	2.1	17.9	17.0	17.0	17.2	1.9	17.9
		50	50	17.0	17.0	17.2	2.1	17.9	17.0	17.0	17.2	1.9	17.9
15	QPSK	1	0	18.7	18.7	18.8	0	20.0	18.7	18.7	18.8	0	19.8
		1	37	18.7	18.8	18.8	0	20.0	18.7	18.8	18.8	0	19.8
		1	74	18.8	18.7	18.8	0	20.0	18.8	18.7	18.8	0	19.8
		36	0	18.7	18.8	18.9	0	20.0	18.7	18.8	18.9	0	19.8
		36	20	18.8	18.8	18.9	0	20.0	18.8	18.8	18.9	0	19.8
		36	39	18.8	18.9	19.0	0	20.0	18.8	18.9	19.0	0	19.8
	16QAM	75	0	18.8	18.7	18.9	0	20.0	18.8	18.7	18.9	0	19.8
		1	0	18.9	19.0	19.1	0	20.0	18.9	19.0	19.1	0	19.8
		1	37	19.0	19.0	19.2	0	20.0	19.0	19.0	19.2	0	19.8
		1	74	19.0	19.0	19.1	0	20.0	19.0	19.0	19.1	0	19.8
		36	0	18.7	18.8	18.9	0	20.0	18.7	18.8	18.9	0	19.8
		36	20	18.8	18.8	18.9	0	20.0	18.8	18.8	18.9	0	19.8
	64QAM	36	39	18.8	18.9	18.9	0	20.0	18.8	18.9	18.9	0	19.8
		75	0	18.8	18.8	18.9	0	20.0	18.8	18.8	18.9	0	19.8
		1	0	18.9	19.0	19.0	0	20.0	18.9	19.0	19.0	0	19.8
		1	37	19.0	19.0	19.1	0	20.0	19.0	19.0	19.1	0	19.8
		1	74	19.0	19.0	19.1	0	20.0	19.0	19.0	19.1	0	19.8
		36	0	18.7	18.8	18.9	0.1	19.9	18.7	18.8	18.9	0	19.8
	256QAM	36	20	18.8	18.8	18.9	0.1	19.9	18.8	18.8	18.9	0	19.8
		36	39	18.8	18.8	18.9	0.1	19.9	18.8	18.8	18.9	0	19.8
		75	0	18.8	18.8	18.9	0.1	19.9	18.8	18.8	18.9	0	19.8
		1	0	17.0	17.1	17.2	2.1	17.9	17.0	17.1	17.2	1.9	17.9
		1	37	17.0	17.2	17.3	2.1	17.9	17.0	17.2	17.3	1.9	17.9
		1	74	17.1	17.2	17.3	2.1	17.9	17.1	17.2	17.3	1.9	17.9

LTE Band 25 Measured Results (ANT4) (continued)

BW (MHz)	Mode	RB Allocation	RB offset	Mode A Power (dBm)					Mode B Power (dBm)					
				26090	26365	26640	MPR	Max Power	26090	26365	26590	MPR	Max Power	
				1855 MHz	1882.5 MHz	1910 MHz			1860 MHz	1882.5 MHz	1905 MHz			
10	QPSK	1	0	18.8	18.9	19.0	0	20.0	18.8	18.9	19.0	0	19.8	
		1	25	18.9	19.0	19.0	0	20.0	18.9	19.0	19.0	0	19.8	
		1	49	18.8	18.9	19.0	0	20.0	18.8	18.9	19.0	0	19.8	
		25	0	18.8	18.9	19.0	0	20.0	18.8	18.9	19.0	0	19.8	
		25	12	18.9	18.9	19.1	0	20.0	18.9	18.9	19.1	0	19.8	
		25	25	18.9	19.0	19.1	0	20.0	18.9	19.0	19.1	0	19.8	
	16QAM	1	0	18.9	18.9	19.1	0	20.0	18.9	18.9	19.1	0	19.8	
		1	25	19.1	19.2	19.4	0	20.0	19.1	19.2	19.4	0	19.8	
		1	49	19.2	19.2	19.3	0	20.0	19.2	19.2	19.3	0	19.8	
		25	0	19.1	19.3	19.5	0	20.0	19.1	19.3	19.5	0	19.8	
		25	12	18.8	18.9	19.0	0	20.0	18.8	18.9	19.0	0	19.8	
		25	25	18.9	18.9	19.1	0	20.0	18.9	18.9	19.1	0	19.8	
	64QAM	25	0	18.9	19.0	19.1	0	20.0	18.9	19.0	19.1	0	19.8	
		50	0	18.9	18.9	19.1	0	20.0	18.9	18.9	19.1	0	19.8	
		1	0	19.0	19.1	19.3	0	20.0	19.0	19.1	19.3	0	19.8	
		1	25	19.1	19.1	19.3	0	20.0	19.1	19.1	19.3	0	19.8	
		1	49	19.0	19.2	19.3	0	20.0	19.0	19.2	19.3	0	19.8	
		25	0	18.8	18.9	19.0	0.1	19.9	18.8	18.9	19.0	0	19.8	
	256QAM	25	12	18.9	19.0	19.1	0.1	19.9	18.9	19.0	19.1	0	19.8	
		25	25	18.9	19.0	19.1	0.1	19.9	18.9	19.0	19.1	0	19.8	
		50	0	18.9	18.9	19.1	0.1	19.9	18.9	18.9	19.1	0	19.8	
		1	0	17.1	17.2	17.3	2.1	17.9	17.1	17.2	17.3	1.9	17.9	
		1	25	17.2	17.3	17.5	2.1	17.9	17.2	17.3	17.5	1.9	17.9	
		1	49	17.2	17.3	17.4	2.1	17.9	17.2	17.3	17.4	1.9	17.9	
	256QAM	25	0	17.0	17.1	17.2	2.1	17.9	17.0	17.1	17.2	1.9	17.9	
		25	12	17.1	17.1	17.3	2.1	17.9	17.1	17.1	17.3	1.9	17.9	
		25	25	17.1	17.2	17.3	2.1	17.9	17.1	17.2	17.3	1.9	17.9	
		50	0	17.1	17.1	17.3	2.1	17.9	17.1	17.1	17.3	1.9	17.9	
	BW (MHz)	Mode	RB Allocation	RB offset	Mode A Power (dBm)					Mode B Power (dBm)				
					26065	26365	26665	MPR	Max Power	26065	26365	26590	MPR	Max Power
1852.5 MHz					1882.5 MHz	1912.5 MHz	1860 MHz			1882.5 MHz	1905 MHz			
5	QPSK	1	0	18.8	18.9	19.0	0	20.0	18.8	18.9	19.0	0	19.8	
		1	12	18.9	19.1	19.2	0	20.0	18.9	19.1	19.2	0	19.8	
		1	24	18.8	18.9	19.0	0	20.0	18.8	18.9	19.0	0	19.8	
		12	0	18.8	18.9	19.0	0	20.0	18.8	18.9	19.0	0	19.8	
		12	7	18.9	18.9	19.1	0	20.0	18.9	18.9	19.1	0	19.8	
		12	13	18.9	19.0	19.1	0	20.0	18.9	19.0	19.1	0	19.8	
	16QAM	25	0	18.9	18.9	19.1	0	20.0	18.9	18.9	19.1	0	19.8	
		1	0	19.1	19.2	19.4	0	20.0	19.1	19.2	19.4	0	19.8	
		1	12	19.3	19.4	19.5	0	20.0	19.3	19.4	19.5	0	19.8	
		1	24	19.1	19.3	19.4	0	20.0	19.1	19.3	19.4	0	19.8	
		12	0	18.8	18.9	19.0	0	20.0	18.8	18.9	19.0	0	19.8	
		12	7	18.9	19.0	19.1	0	20.0	18.9	19.0	19.1	0	19.8	
	64QAM	12	13	18.8	19.1	19.1	0	20.0	18.8	19.1	19.1	0	19.8	
		25	0	18.8	18.9	19.1	0	20.0	18.8	18.9	19.1	0	19.8	
		1	0	18.9	18.9	19.1	0	20.0	18.9	18.9	19.1	0	19.8	
		1	12	19.0	19.1	19.2	0	20.0	19.0	19.1	19.2	0	19.8	
		1	24	19.0	19.0	19.2	0	20.0	19.0	19.0	19.2	0	19.8	
		12	0	18.9	18.9	19.0	0.1	19.9	18.9	18.9	19.0	0	19.8	
	256QAM	12	7	18.9	18.9	19.1	0.1	19.9	18.9	18.9	19.1	0	19.8	
		12	13	18.9	19.0	19.1	0.1	19.9	18.9	19.0	19.1	0	19.8	
		25	0	18.9	18.9	19.1	0.1	19.9	18.9	18.9	19.1	0	19.8	
		1	0	17.2	17.1	17.3	2.1	17.9	17.2	17.1	17.3	1.9	17.9	
		1	12	17.3	17.3	17.4	2.1	17.9	17.3	17.3	17.4	1.9	17.9	
		1	24	17.2	17.2	17.4	2.1	17.9	17.2	17.2	17.4	1.9	17.9	
	256QAM	12	0	17.1	17.1	17.2	2.1	17.9	17.1	17.1	17.2	1.9	17.9	
		12	7	17.1	17.1	17.3	2.1	17.9	17.1	17.1	17.3	1.9	17.9	
		12	13	17.1	17.2	17.3	2.1	17.9	17.1	17.2	17.3	1.9	17.9	
		25	0	17.1	17.1	17.3	2.1	17.9	17.1	17.1	17.3	1.9	17.9	

LTE Band 25 Measured Results (ANT4) (continued)

BW (MHz)	Mode	RB Allocation	RB offset	Mode A Power (dBm)					Mode B Power (dBm)				
				26055	26365	26675	MPR	Max Power	26055	26365	26590	MPR	Max Power
				1851.5 MHz	1882.5 MHz	1913.5 MHz			1860 MHz	1882.5 MHz	1905 MHz		
3	QPSK	1	0	18.8	18.8	19.0	0	20.0	18.8	18.8	19.0	0	19.8
		1	8	18.9	18.9	19.1	0	20.0	18.9	18.9	19.1	0	19.8
		1	14	18.7	18.8	19.0	0	20.0	18.7	18.8	19.0	0	19.8
		8	0	18.8	18.8	19.0	0	20.0	18.8	18.8	19.0	0	19.8
		8	4	18.9	18.9	19.0	0	20.0	18.9	18.9	19.0	0	19.8
		8	7	18.9	18.9	19.1	0	20.0	18.9	18.9	19.1	0	19.8
	16QAM	15	0	18.8	18.8	19.0	0	20.0	18.8	18.8	19.0	0	19.8
		1	0	19.1	19.1	19.3	0	20.0	19.1	19.1	19.3	0	19.8
		1	8	19.2	19.2	19.4	0	20.0	19.2	19.2	19.4	0	19.8
		1	14	19.1	19.2	19.3	0	20.0	19.1	19.2	19.3	0	19.8
		8	0	18.9	19.0	19.0	0	20.0	18.9	19.0	19.0	0	19.8
		8	4	19.0	19.0	19.1	0	20.0	19.0	19.0	19.1	0	19.8
	64QAM	8	7	19.0	19.0	19.2	0	20.0	19.0	19.0	19.2	0	19.8
		15	0	18.9	18.9	19.0	0	20.0	18.9	18.9	19.0	0	19.8
		1	0	19.0	19.0	19.2	0	20.0	19.0	19.0	19.2	0	19.8
		1	8	19.0	19.1	19.3	0	20.0	19.0	19.1	19.3	0	19.8
		1	14	19.0	19.1	19.2	0	20.0	19.0	19.1	19.2	0	19.8
		8	0	18.9	18.9	19.0	0.1	19.9	18.9	18.9	19.0	0	19.8
	256QAM	8	4	18.9	18.9	19.1	0.1	19.9	18.9	18.9	19.1	0	19.8
		8	7	18.9	19.0	19.2	0.1	19.9	18.9	19.0	19.2	0	19.8
		15	0	18.9	18.9	19.0	0.1	19.9	18.9	18.9	19.0	0	19.8
		1	0	17.1	17.2	17.3	2.1	17.9	17.1	17.2	17.3	1.9	17.9
		1	8	17.2	17.3	17.5	2.1	17.9	17.2	17.3	17.5	1.9	17.9
		1	14	17.1	17.2	17.5	2.1	17.9	17.1	17.2	17.5	1.9	17.9
1.4	QPSK	8	0	17.1	17.1	17.2	2.1	17.9	17.1	17.1	17.2	1.9	17.9
		8	4	17.1	17.1	17.3	2.1	17.9	17.1	17.1	17.3	1.9	17.9
		8	7	17.1	17.2	17.3	2.1	17.9	17.1	17.2	17.3	1.9	17.9
		15	0	17.0	17.0	17.2	2.1	17.9	17.0	17.0	17.2	1.9	17.9
		26047	26365	26683	MPR	Max Power	26047	26365	26590	MPR	Max Power		
		1850.7 MHz	1882.5 MHz	1914.3 MHz			1860 MHz	1882.5 MHz	1905 MHz				
1.4	QPSK	1	0	18.8	19.0	19.1	0	20.0	18.8	19.0	19.1	0	19.8
		1	3	18.9	19.0	19.1	0	20.0	18.9	19.0	19.1	0	19.8
		1	5	18.9	19.0	19.1	0	20.0	18.9	19.0	19.1	0	19.8
		3	0	18.9	18.9	19.0	0	20.0	18.9	18.9	19.0	0	19.8
		3	1	18.9	18.9	19.0	0	20.0	18.9	18.9	19.0	0	19.8
		3	3	18.8	18.9	19.0	0	20.0	18.8	18.9	19.0	0	19.8
	16QAM	6	0	18.9	18.9	19.0	0	20.0	18.9	18.9	19.0	0	19.8
		1	0	19.1	19.3	19.4	0	20.0	19.1	19.3	19.4	0	19.8
		1	3	19.2	19.3	19.4	0	20.0	19.2	19.3	19.4	0	19.8
		1	5	19.2	19.3	19.5	0	20.0	19.2	19.3	19.5	0	19.8
		3	0	19.0	19.1	19.2	0	20.0	19.0	19.1	19.2	0	19.8
		3	1	19.0	19.2	19.2	0	20.0	19.0	19.2	19.2	0	19.8
	64QAM	3	3	19.1	19.2	19.3	0	20.0	19.1	19.2	19.3	0	19.8
		6	0	19.0	19.0	19.1	0	20.0	19.0	19.0	19.1	0	19.8
		1	0	19.1	19.2	19.3	0	20.0	19.1	19.2	19.3	0	19.8
		1	3	19.0	19.2	19.4	0	20.0	19.0	19.2	19.4	0	19.8
		1	5	19.1	19.0	19.4	0	20.0	19.1	19.0	19.4	0	19.8
		3	0	18.9	19.0	19.1	0	20.0	18.9	19.0	19.1	0	19.8
	256QAM	3	1	19.0	19.0	19.2	0	20.0	19.0	19.0	19.2	0	19.8
		3	3	18.9	19.0	19.1	0	20.0	18.9	19.0	19.1	0	19.8
		6	0	18.8	19.0	19.0	0.1	19.9	18.8	19.0	19.0	0	19.8
		1	0	17.2	17.4	17.3	2.1	17.9	17.2	17.4	17.3	1.9	17.9
		1	3	17.2	17.3	17.3	2.1	17.9	17.2	17.3	17.3	1.9	17.9
		1	5	17.2	17.2	17.4	2.1	17.9	17.2	17.2	17.4	1.9	17.9
1.4	QPSK	3	0	17.1	17.2	17.3	2.1	17.9	17.1	17.2	17.3	1.9	17.9
		3	1	17.2	17.3	17.3	2.1	17.9	17.2	17.3	17.3	1.9	17.9
		3	3	17.2	17.2	17.3	2.1	17.9	17.2	17.2	17.3	1.9	17.9
		6	0	17.2	17.2	17.3	2.1	17.9	17.2	17.2	17.3	1.9	17.9
		6	0	17.2	17.2	17.2	2.1	17.9	17.2	17.2	17.2	1.9	17.9

LTE Band 26 Measured Results (ANT1)

BW (MHz)	Mode	RB Allocation	RB offset	Mode A Power (dBm)					Mode B Power (dBm)				
				26740	26865	26990	MPR	Max Power	26740	26865	26990	MPR	Max Power
				819 MHz	831.5 MHz	844 MHz			819 MHz	831.5 MHz	844 MHz		
10	QPSK	1	0	24.4	24.4	24.4	0	25.7	21.7	21.7	21.7	0	22.9
		1	25	24.4	24.4	24.4	0	25.7	21.7	21.6	21.7	0	22.9
		1	49	24.3	24.4	24.4	0	25.7	21.6	21.6	21.6	0	22.9
		25	0	23.7	23.7	23.7	1	24.7	21.6	21.6	21.6	0	22.9
		25	12	23.8	23.8	23.8	1	24.7	21.7	21.7	21.7	0	22.9
		25	25	23.8	23.8	23.8	1	24.7	21.7	21.7	21.7	0	22.9
	16QAM	1	0	24.0	24.1	24.1	1	24.7	22.0	22.0	22.1	0	22.9
		1	25	24.0	24.0	24.1	1	24.7	21.9	21.9	22.0	0	22.9
		1	49	24.0	24.0	24.0	1	24.7	21.9	22.0	22.1	0	22.9
		25	0	22.7	22.7	22.7	2	23.7	21.6	21.5	21.6	0	22.9
		25	12	22.8	22.8	22.8	2	23.7	21.7	21.6	21.7	0	22.9
		25	25	22.7	22.8	22.8	2	23.7	21.7	21.6	21.6	0	22.9
	64QAM	1	0	22.9	23.0	23.0	2	23.7	21.9	21.8	21.8	0	22.9
		1	25	22.9	23.0	23.0	2	23.7	21.8	21.8	21.8	0	22.9
		1	49	22.8	22.9	22.9	2	23.7	21.8	21.7	21.8	0	22.9
		25	0	21.7	21.7	21.7	3	22.7	21.6	21.5	21.5	0.2	22.7
		25	12	21.8	21.8	21.8	3	22.7	21.7	21.6	21.6	0.2	22.7
		25	25	21.7	21.8	21.8	3	22.7	21.6	21.6	21.6	0.2	22.7
	256QAM	1	0	19.8	19.8	19.9	5	20.7	19.8	19.7	19.7	2.2	20.7
		1	25	19.9	20.0	19.9	5	20.7	19.9	19.8	19.8	2.2	20.7
		1	49	19.8	19.9	19.9	5	20.7	19.8	19.8	19.8	2.2	20.7
		25	0	19.7	19.7	19.7	5	20.7	19.7	19.6	19.7	2.2	20.7
		25	12	19.8	19.8	19.8	5	20.7	19.8	19.7	19.8	2.2	20.7
		25	25	19.8	19.8	19.8	5	20.7	19.7	19.7	19.7	2.2	20.7
	5	QPSK	1	0	24.3	24.4	24.4	0	25.7	21.5	21.6	21.6	0
1			12	24.5	24.4	24.5	0	25.7	21.6	21.7	21.7	0	22.9
1			24	24.4	24.4	24.4	0	25.7	21.5	21.6	21.6	0	22.9
12			0	23.7	23.6	23.7	1	24.7	21.5	21.6	21.6	0	22.9
12			7	23.8	23.7	23.8	1	24.7	21.6	21.7	21.7	0	22.9
12			13	23.8	23.7	23.7	1	24.7	21.6	21.6	21.7	0	22.9
16QAM		25	0	23.7	23.7	23.7	1	24.7	21.6	21.6	21.6	0	22.9
		1	0	24.0	24.0	24.1	1	24.7	21.8	21.9	22.0	0	22.9
		1	12	24.1	24.1	24.2	1	24.7	22.0	22.0	22.1	0	22.9
		1	24	24.0	24.0	24.1	1	24.7	21.9	21.9	22.0	0	22.9
		12	0	22.7	22.6	22.7	2	23.7	21.5	21.5	21.7	0	22.9
		12	7	22.8	22.7	22.8	2	23.7	21.7	21.6	21.8	0	22.9
64QAM		12	13	22.8	22.7	22.8	2	23.7	21.6	21.6	21.8	0	22.9
		25	0	22.7	22.7	22.7	2	23.7	21.6	21.6	21.6	0	22.9
		1	0	22.8	22.8	22.8	2	23.7	21.6	21.7	21.7	0	22.9
		1	12	22.9	22.9	22.8	2	23.7	21.7	21.8	21.8	0	22.9
		1	24	22.8	22.8	22.8	2	23.7	21.6	21.7	21.7	0	22.9
		12	0	21.7	21.6	21.7	3	22.7	21.5	21.5	21.6	0.2	22.7
256QAM		12	7	21.8	21.7	21.8	3	22.7	21.6	21.6	21.7	0.2	22.7
		12	13	21.8	21.7	21.8	3	22.7	21.6	21.6	21.7	0.2	22.7
		25	0	21.8	21.7	21.7	3	22.7	21.6	21.6	21.6	0.2	22.7
		1	0	19.8	19.8	19.8	5	20.7	19.8	19.7	19.8	2.2	20.7
		1	12	20.0	20.0	19.9	5	20.7	19.9	19.8	19.9	2.2	20.7
		1	24	19.8	19.8	19.9	5	20.7	19.8	19.8	19.9	2.2	20.7
5		QPSK	12	0	19.7	19.7	19.7	5	20.7	19.6	19.7	19.7	2.2
	12		7	19.8	19.8	19.8	5	20.7	19.7	19.8	19.8	2.2	20.7
	12		13	19.8	19.8	19.8	5	20.7	19.7	19.7	19.8	2.2	20.7
	16QAM	25	0	19.8	19.7	19.7	5	20.7	19.7	19.7	19.7	2.2	20.7
		1	0	19.8	19.8	19.8	5	20.7	19.8	19.7	19.8	2.2	20.7
		1	12	20.0	20.0	19.9	5	20.7	19.9	19.8	19.9	2.2	20.7
		1	24	19.8	19.8	19.9	5	20.7	19.8	19.8	19.9	2.2	20.7
		12	0	19.7	19.7	19.7	5	20.7	19.6	19.7	19.7	2.2	20.7
		12	7	19.8	19.8	19.8	5	20.7	19.7	19.8	19.8	2.2	20.7

LTE Band 26 Measured Results (ANT1) (continued)

BW (MHz)	Mode	RB Allocation	RB offset	Mode A Power (dBm)					Mode B Power (dBm)					
				26705	26865	27025	MPR	Max Power	26705	26865	27025	MPR	Max Power	
				815.5 MHz	831.5 MHz	847.5 MHz			815.5 MHz	831.5 MHz	847.5 MHz			
3	QPSK	1	0	24.4	24.3	24.3	0	25.7	21.6	21.5	21.6	0	22.9	
		1	8	24.4	24.4	24.4	0	25.7	21.7	21.7	21.6	0	22.9	
		1	14	24.3	24.3	24.3	0	25.7	21.6	21.5	21.6	0	22.9	
		8	0	23.8	23.6	23.7	1	24.7	21.6	21.6	21.6	0	22.9	
		8	4	23.8	23.7	23.7	1	24.7	21.7	21.7	21.7	0	22.9	
		8	7	23.8	23.7	23.7	1	24.7	21.7	21.7	21.7	0	22.9	
	16QAM	15	0	23.7	23.7	23.7	1	24.7	21.6	21.6	21.6	0	22.9	
		1	0	24.0	23.9	24.0	1	24.7	21.8	22.0	21.9	0	22.9	
		1	8	24.0	24.1	24.1	1	24.7	21.9	22.1	22.1	0	22.9	
		1	14	24.0	24.0	24.0	1	24.7	21.8	22.0	21.9	0	22.9	
		8	0	22.8	22.7	22.8	2	23.7	21.7	21.6	21.7	0	22.9	
		8	4	22.9	22.9	22.8	2	23.7	21.7	21.8	21.8	0	22.9	
	64QAM	8	7	22.9	22.8	22.8	2	23.7	21.7	21.7	21.7	0	22.9	
		15	0	22.8	22.7	22.7	2	23.7	21.7	21.7	21.7	0	22.9	
		1	0	22.9	22.9	23.0	2	23.7	21.8	21.8	21.8	0	22.9	
		1	8	23.0	22.9	23.0	2	23.7	21.8	21.8	21.9	0	22.9	
		1	14	22.9	22.9	22.9	2	23.7	21.7	21.8	21.7	0	22.9	
		8	0	21.8	21.7	21.8	3	22.7	21.7	21.6	21.6	0.2	22.7	
	256QAM	8	4	21.8	21.8	21.8	3	22.7	21.8	21.7	21.7	0.2	22.7	
		8	7	21.8	21.8	21.8	3	22.7	21.7	21.7	21.6	0.2	22.7	
		15	0	21.8	21.7	21.7	3	22.7	21.7	21.6	21.6	0.2	22.7	
		1	0	19.7	19.7	19.8	5	20.7	19.9	19.8	19.8	2.2	20.7	
		1	8	19.9	19.9	19.9	5	20.7	19.9	20.1	19.9	2.2	20.7	
		1	14	19.8	19.8	19.8	5	20.7	19.9	19.8	19.8	2.2	20.7	
1.4	QPSK	8	0	19.8	19.7	19.8	5	20.7	19.8	19.7	19.7	2.2	20.7	
		8	4	19.8	19.8	19.8	5	20.7	19.8	19.8	19.7	2.2	20.7	
		8	7	19.8	19.8	19.8	5	20.7	19.8	19.8	19.7	2.2	20.7	
		15	0	19.8	19.8	19.7	5	20.7	19.8	19.7	19.7	2.2	20.7	
		26697	26865	27033	MPR	Max Power	26697	26865	27033	MPR	Max Power			
		814.7 MHz	831.5 MHz	848.3 MHz			814.7 MHz	831.5 MHz	848.3 MHz					
	1.4	QPSK	1	0	24.3	24.3	24.4	0	25.7	21.5	21.5	21.6	0	22.9
			1	3	24.4	24.4	24.4	0	25.7	21.7	21.6	21.6	0	22.9
			1	5	24.4	24.4	24.4	0	25.7	21.6	21.6	21.6	0	22.9
			3	0	24.4	24.3	24.4	0	25.7	21.6	21.5	21.6	0	22.9
			3	1	24.4	24.4	24.4	0	25.7	21.7	21.6	21.6	0	22.9
			3	3	24.4	24.4	24.4	0	25.7	21.6	21.6	21.6	0	22.9
16QAM		6	0	23.7	23.7	23.6	1	24.7	21.6	21.6	21.6	0	22.9	
		1	0	24.0	23.9	24.0	1	24.7	21.7	21.7	21.8	0	22.9	
		1	3	24.0	24.0	24.0	1	24.7	21.8	21.7	21.9	0	22.9	
		1	5	24.0	24.0	24.0	1	24.7	21.8	21.7	21.8	0	22.9	
		3	0	23.9	23.8	23.8	1	24.7	21.8	21.7	21.8	0	22.9	
		3	1	23.9	23.8	23.8	1	24.7	21.8	21.7	21.8	0	22.9	
64QAM		3	3	23.9	23.8	23.9	1	24.7	21.8	21.8	21.8	0	22.9	
		6	0	22.8	22.7	22.8	2	23.7	21.6	21.7	21.7	0	22.9	
		1	0	22.8	22.8	22.9	2	23.7	21.7	21.7	21.9	0	22.9	
		1	3	22.9	22.9	22.9	2	23.7	21.8	21.8	21.8	0	22.9	
		1	5	22.8	22.8	22.9	2	23.7	21.8	21.9	21.9	0	22.9	
		3	0	22.8	22.7	22.8	2	23.7	21.6	21.6	21.7	0	22.9	
256QAM	3	1	22.8	22.7	22.8	2	23.7	21.6	21.7	21.7	0	22.9		
	3	3	22.8	22.7	22.8	2	23.7	21.7	21.7	21.7	0	22.9		
	6	0	21.8	21.8	21.7	3	22.7	21.7	21.6	21.6	0.2	22.7		
	1	0	19.8	19.7	19.8	5	20.7	19.8	19.8	19.8	2.2	20.7		
	1	3	19.9	19.8	19.8	5	20.7	19.9	19.9	19.9	2.2	20.7		
	1	5	19.8	19.8	19.9	5	20.7	19.8	19.8	19.8	2.2	20.7		

LTE Band 26 Measured Results (ANT2)

BW (MHz)	Mode	RB Allocation	RB offset	Mode A Power (dBm)					Mode B Power (dBm)					
				26740	26865	26990	MPR	Max Power	26740	26865	26990	MPR	Max Power	
				819 MHz	831.5 MHz	844 MHz			819 MHz	831.5 MHz	844 MHz			
10	QPSK	1	0	22.7	22.7	22.7	0	23.9	23.8	23.8	23.9	0	25.2	
		1	25	22.7	22.6	22.7	0	23.9	23.8	23.8	23.9	0	25.2	
		1	49	22.7	22.6	22.6	0	23.9	23.7	23.7	23.8	0	25.2	
		25	0	22.7	22.6	22.6	0	23.9	23.1	23.1	23.1	1	24.2	
		25	12	22.8	22.6	22.7	0	23.9	23.2	23.1	23.2	1	24.2	
		25	25	22.7	22.7	22.7	0	23.9	23.1	23.1	23.2	1	24.2	
	16QAM	1	0	22.7	22.6	22.6	0	23.9	23.1	23.1	23.1	1	24.2	
		1	25	23.1	23.0	23.0	0	23.9	23.6	23.6	23.6	1	24.2	
		1	49	22.9	23.0	22.9	0	23.9	23.5	23.6	23.5	1	24.2	
		25	0	23.0	23.0	23.0	0	23.9	23.5	23.6	23.6	1	24.2	
		25	12	22.3	22.3	22.2	0.7	23.2	22.3	22.3	22.2	2	23.2	
		25	25	22.4	22.3	22.3	0.7	23.2	22.4	22.3	22.3	2	23.2	
	64QAM	25	0	22.3	22.3	22.2	0.7	23.2	22.3	22.3	22.2	2	23.2	
		25	12	22.4	22.3	22.3	0.7	23.2	22.4	22.3	22.3	2	23.2	
		25	25	22.3	22.4	22.3	0.7	23.2	22.3	22.4	22.3	2	23.2	
		50	0	22.4	22.3	22.2	0.7	23.2	22.3	22.2	22.2	2	23.2	
		1	0	22.6	22.6	22.5	0.7	23.2	22.6	22.5	22.5	2	23.2	
		1	25	22.6	22.6	22.5	0.7	23.2	22.5	22.5	22.5	2	23.2	
	256QAM	1	49	22.5	22.5	22.5	0.7	23.2	22.5	22.4	22.4	2	23.2	
		25	0	21.3	21.3	21.3	1.7	22.2	21.2	21.3	21.2	3	22.2	
		25	12	21.4	21.3	21.3	1.7	22.2	21.4	21.3	21.3	3	22.2	
		25	25	21.3	21.3	21.3	1.7	22.2	21.3	21.3	21.3	3	22.2	
		50	0	21.3	21.3	21.2	1.7	22.2	21.3	21.2	21.2	3	22.2	
		1	0	19.4	19.4	19.4	3.7	20.2	19.4	19.3	19.3	5	20.2	
	5	QPSK	1	25	19.4	19.6	19.5	3.7	20.2	19.5	19.4	19.4	5	20.2
			1	49	19.4	19.5	19.4	3.7	20.2	19.5	19.3	19.3	5	20.2
			25	0	19.2	19.3	19.3	3.7	20.2	19.2	19.2	19.2	5	20.2
			25	12	19.3	19.3	19.4	3.7	20.2	19.3	19.2	19.3	5	20.2
25			25	19.3	19.3	19.3	3.7	20.2	19.3	19.3	19.3	5	20.2	
50			0	19.3	19.3	19.2	3.7	20.2	19.3	19.2	19.2	5	20.2	
BW (MHz)	Mode	RB Allocation	RB offset	Mode A Power (dBm)					Mode B Power (dBm)					
				26715	26865	27015	MPR	Max Power	26715	26865	27015	MPR	Max Power	
				816.5 MHz	831.5 MHz	846.5 MHz			816.5 MHz	831.5 MHz	846.5 MHz			
5	QPSK	1	0	22.6	22.7	22.7	0	23.9	23.9	23.9	23.9	0	25.2	
		1	12	22.8	22.8	22.8	0	23.9	24.0	24.1	24.0	0	25.2	
		1	24	22.7	22.7	22.6	0	23.9	23.9	23.9	23.9	0	25.2	
		12	0	22.7	22.6	22.6	0	23.9	23.2	23.2	23.1	1	24.2	
		12	7	22.8	22.7	22.7	0	23.9	23.3	23.3	23.3	1	24.2	
		12	13	22.7	22.7	22.7	0	23.9	23.3	23.3	23.2	1	24.2	
	16QAM	25	0	22.7	22.6	22.6	0	23.9	23.3	23.2	23.1	1	24.2	
		1	0	23.0	23.0	23.0	0	23.9	23.6	23.6	23.5	1	24.2	
		1	12	23.1	23.1	23.1	0	23.9	23.6	23.7	23.7	1	24.2	
		1	24	22.9	23.0	23.0	0	23.9	23.5	23.6	23.5	1	24.2	
		12	0	22.2	22.2	22.3	0.7	23.2	22.2	22.3	22.2	2	23.2	
		12	7	22.4	22.3	22.4	0.7	23.2	22.3	22.4	22.4	2	23.2	
	64QAM	12	13	22.3	22.3	22.3	0.7	23.2	22.3	22.4	22.3	2	23.2	
		25	0	22.3	22.2	22.2	0.7	23.2	22.3	22.3	22.2	2	23.2	
		1	0	22.4	22.4	22.4	0.7	23.2	22.3	22.4	22.4	2	23.2	
		1	12	22.4	22.5	22.4	0.7	23.2	22.4	22.4	22.3	2	23.2	
		1	24	22.4	22.4	22.3	0.7	23.2	22.3	22.4	22.3	2	23.2	
		12	0	21.3	21.3	21.2	1.7	22.2	21.2	21.3	21.2	3	22.2	
	256QAM	12	7	21.4	21.3	21.3	1.7	22.2	21.3	21.3	21.3	3	22.2	
		12	13	21.4	21.3	21.3	1.7	22.2	21.3	21.3	21.3	3	22.2	
		25	0	21.3	21.3	21.2	1.7	22.2	21.3	21.2	21.2	3	22.2	
		1	0	19.3	19.3	19.3	3.7	20.2	19.4	19.3	19.3	5	20.2	
		1	12	19.4	19.5	19.5	3.7	20.2	19.5	19.5	19.5	5	20.2	
		1	24	19.3	19.4	19.5	3.7	20.2	19.3	19.3	19.3	5	20.2	
	5	QPSK	12	0	19.3	19.3	19.3	3.7	20.2	19.2	19.2	19.2	5	20.2
			12	7	19.4	19.3	19.3	3.7	20.2	19.3	19.3	19.3	5	20.2
			12	13	19.3	19.3	19.3	3.7	20.2	19.3	19.3	19.2	5	20.2
			25	0	19.3	19.3	19.2	3.7	20.2	19.3	19.2	19.2	5	20.2

LTE Band 26 Measured Results (ANT2) (continued)

BW (MHz)	Mode	RB Allocation	RB offset	Mode A Power (dBm)					Mode B Power (dBm)					
				26705	26865	27025	MPR	Max Power	26705	26865	27025	MPR	Max Power	
				815.5 MHz	831.5 MHz	847.5 MHz			815.5 MHz	831.5 MHz	847.5 MHz			
3	QPSK	1	0	22.7	22.7	22.6	0	23.9	23.8	23.8	23.8	0	25.2	
		1	8	22.8	22.8	22.6	0	23.9	24.0	24.0	23.9	0	25.2	
		1	14	22.6	22.6	22.6	0	23.9	23.8	23.8	23.8	0	25.2	
		8	0	22.7	22.7	22.6	0	23.9	23.1	23.2	23.2	1	24.2	
		8	4	22.8	22.7	22.7	0	23.9	23.3	23.2	23.2	1	24.2	
		8	7	22.7	22.8	22.7	0	23.9	23.3	23.3	23.2	1	24.2	
	16QAM	15	0	22.7	22.6	22.6	0	23.9	23.2	23.2	23.2	1	24.2	
		1	0	22.9	23.0	22.9	0	23.9	23.4	23.5	23.4	1	24.2	
		1	8	23.0	23.0	23.0	0	23.9	23.5	23.6	23.6	1	24.2	
		1	14	22.9	22.9	22.9	0	23.9	23.5	23.5	23.4	1	24.2	
		8	0	22.3	22.2	22.3	0.7	23.2	22.2	22.2	22.2	2	23.2	
		8	4	22.4	22.3	22.4	0.7	23.2	22.4	22.3	22.2	2	23.2	
	64QAM	8	7	22.4	22.4	22.3	0.7	23.2	22.4	22.4	22.2	2	23.2	
		15	0	22.3	22.2	22.3	0.7	23.2	22.3	22.2	22.2	2	23.2	
		1	0	22.5	22.4	22.5	0.7	23.2	22.4	22.4	22.3	2	23.2	
		1	8	22.5	22.6	22.5	0.7	23.2	22.5	22.5	22.5	2	23.2	
		1	14	22.5	22.4	22.4	0.7	23.2	22.4	22.4	22.3	2	23.2	
		8	0	21.3	21.2	21.3	1.7	22.2	21.2	21.2	21.2	3	22.2	
	256QAM	8	4	21.4	21.3	21.3	1.7	22.2	21.4	21.2	21.3	3	22.2	
		8	7	21.4	21.4	21.3	1.7	22.2	21.3	21.3	21.3	3	22.2	
		15	0	21.4	21.3	21.3	1.7	22.2	21.3	21.2	21.2	3	22.2	
		1	0	19.3	19.3	19.4	3.7	20.2	19.2	19.3	19.3	5	20.2	
		1	8	19.5	19.5	19.5	3.7	20.2	19.4	19.6	19.4	5	20.2	
		1	14	19.4	19.4	19.4	3.7	20.2	19.3	19.4	19.3	5	20.2	
1.4	QPSK	8	0	19.3	19.2	19.3	3.7	20.2	19.2	19.2	19.2	5	20.2	
		8	4	19.4	19.2	19.3	3.7	20.2	19.3	19.3	19.3	5	20.2	
		8	7	19.4	19.3	19.3	3.7	20.2	19.3	19.3	19.2	5	20.2	
		15	0	19.3	19.2	19.3	3.7	20.2	19.3	19.2	19.2	5	20.2	
		16QAM	1	0	22.6	22.6	22.6	0	23.9	23.8	23.8	23.8	0	25.2
			1	3	22.7	22.7	22.6	0	23.9	23.9	23.9	23.8	0	25.2
	1		5	22.7	22.7	22.6	0	23.9	23.9	23.9	23.8	0	25.2	
	3		0	22.7	22.6	22.6	0	23.9	23.9	23.8	23.8	0	25.2	
	3		1	22.7	22.7	22.6	0	23.9	23.9	23.9	23.8	0	25.2	
	3		3	22.7	22.7	22.6	0	23.9	23.9	23.9	23.8	0	25.2	
	6		0	22.7	22.7	22.6	0	23.9	23.2	23.2	23.1	1	24.2	
	64QAM		1	0	22.9	22.8	22.9	0	23.9	23.2	23.4	23.4	1	24.2
			1	3	23.0	22.8	22.9	0	23.9	23.3	23.6	23.5	1	24.2
			1	5	23.0	22.8	22.9	0	23.9	23.3	23.6	23.5	1	24.2
			3	0	22.9	22.7	22.8	0	23.9	23.3	23.3	23.3	1	24.2
			3	1	22.8	22.8	22.8	0	23.9	23.3	23.4	23.3	1	24.2
		3	3	22.8	22.8	22.7	0	23.9	23.3	23.4	23.3	1	24.2	
	256QAM	6	0	22.4	22.3	22.3	0.7	23.2	22.3	22.3	22.2	2	23.2	
		1	0	22.4	22.3	22.4	0.7	23.2	22.4	22.3	22.3	2	23.2	
		1	3	22.6	22.5	22.5	0.7	23.2	22.4	22.4	22.3	2	23.2	
		1	5	22.5	22.5	22.4	0.7	23.2	22.4	22.4	22.3	2	23.2	
		3	0	22.4	22.3	22.2	0.7	23.2	22.2	22.2	22.3	2	23.2	
		3	1	22.3	22.4	22.3	0.7	23.2	22.3	22.3	22.3	2	23.2	
	QPSK	3	3	22.3	22.3	22.2	0.7	23.2	22.3	22.3	22.3	2	23.2	
6		0	21.4	21.3	21.2	1.7	22.2	21.2	21.2	21.2	3	22.2		
1		0	19.3	19.4	19.3	3.7	20.2	19.2	19.4	19.2	5	20.2		
1		3	19.5	19.4	19.4	3.7	20.2	19.4	19.5	19.3	5	20.2		
1		5	19.3	19.4	19.3	3.7	20.2	19.3	19.5	19.3	5	20.2		
3		0	19.3	19.2	19.4	3.7	20.2	19.3	19.2	19.2	5	20.2		
16QAM	3	1	19.3	19.4	19.3	3.7	20.2	19.2	19.4	19.2	5	20.2		
	3	3	19.3	19.4	19.4	3.7	20.2	19.3	19.3	19.2	5	20.2		
	3	3	19.3	19.4	19.4	3.7	20.2	19.3	19.3	19.2	5	20.2		
	6	0	19.2	19.3	19.4	3.7	20.2	19.2	19.2	19.1	5	20.2		

LTE Band 30 Measured Results (ANT1)

BW (MHz)	Mode	RB Allocation	RB Offset	Mode A Power (dBm)				Mode B Power (dBm)			
				27710		MPR	Max Power	27710		MPR	Max Power
				2310 MHz				2310 MHz			
10	QPSK	1	0	20.1		0	21.0	16.7		0	17.8
		1	25	20.1		0	21.0	16.7		0	17.8
		1	49	20.1		0	21.0	16.6		0	17.8
		25	0	20.1		0	21.0	16.7		0	17.8
		25	12	20.1		0	21.0	16.6		0	17.8
		25	25	20.1		0	21.0	16.6		0	17.8
		50	0	20.1		0	21.0	16.6		0	17.8
	16QAM	1	0	20.4		0	21.0	16.9		0	17.8
		1	25	20.4		0	21.0	16.8		0	17.8
		1	49	20.3		0	21.0	16.8		0	17.8
		25	0	20.1		0	21.0	16.6		0	17.8
		25	12	20.0		0	21.0	16.5		0	17.8
		25	25	20.0		0	21.0	16.5		0	17.8
		50	0	20.0		0	21.0	16.5		0	17.8
	64QAM	1	0	20.3		0	21.0	16.7		0	17.8
		1	25	20.3		0	21.0	16.7		0	17.8
		1	49	20.3		0	21.0	16.6		0	17.8
		25	0	20.1		0	21.0	16.6		0	17.8
		25	12	20.0		0	21.0	16.5		0	17.8
		25	25	20.0		0	21.0	16.5		0	17.8
		50	0	20.0		0	21.0	16.5		0	17.8
	256QAM	1	0	20.2		0.3	20.7	16.7		0	17.8
		1	25	20.2		0.3	20.7	16.8		0	17.8
		1	49	20.1		0.3	20.7	16.6		0	17.8
25		0	20.1		0.3	20.7	16.6		0	17.8	
25		12	20.0		0.3	20.7	16.6		0	17.8	
25		25	20.0		0.3	20.7	16.5		0	17.8	
50		0	19.9		0.3	20.7	16.5		0	17.8	
BW (MHz)	Mode	RB Allocation	RB offset	Mode A Power (dBm)				Mode B Power (dBm)			
				27710		MPR	Max Power	27710		MPR	Max Power
				2310 MHz				2310 MHz			
5	QPSK	1	0	20.2		0	21.0	16.6		0	17.8
		1	12	20.2		0	21.0	16.7		0	17.8
		1	24	20.1		0	21.0	16.6		0	17.8
		12	0	20.1		0	21.0	16.7		0	17.8
		12	7	20.2		0	21.0	16.7		0	17.8
		12	13	20.1		0	21.0	16.6		0	17.8
		25	0	20.1		0	21.0	16.6		0	17.8
	16QAM	1	0	20.4		0	21.0	16.9		0	17.8
		1	12	20.6		0	21.0	17.0		0	17.8
		1	24	20.3		0	21.0	16.8		0	17.8
		12	0	20.2		0	21.0	16.6		0	17.8
		12	7	20.2		0	21.0	16.6		0	17.8
		12	13	20.1		0	21.0	16.5		0	17.8
		25	0	20.0		0	21.0	16.5		0	17.8
	64QAM	1	0	20.2		0	21.0	16.7		0	17.8
		1	12	20.2		0	21.0	16.7		0	17.8
		1	24	20.1		0	21.0	16.6		0	17.8
		12	0	20.1		0	21.0	16.6		0	17.8
		12	7	20.1		0	21.0	16.6		0	17.8
		12	13	20.0		0	21.0	16.5		0	17.8
		25	0	20.0		0	21.0	16.5		0	17.8
	256QAM	1	0	20.2		0.3	20.7	16.7		0	17.8
		1	12	20.3		0.3	20.7	16.8		0	17.8
		1	24	20.1		0.3	20.7	16.6		0	17.8
12		0	20.1		0.3	20.7	16.6		0	17.8	
12		7	20.1		0.3	20.7	16.6		0	17.8	
12		13	20.0		0.3	20.7	16.5		0	17.8	
25		0	19.9		0.3	20.7	16.5		0	17.8	

LTE Band 30 Measured Results (ANT2)

BW (MHz)	Mode	RB Allocation	RB Offset	Mode A Power (dBm)				Mode B Power (dBm)				
				27710		MPR	Max Power	27710		MPR	Max Power	
				2310 MHz				2310 MHz				
10	QPSK	1	0	17.3		0	18.5	17.9		0	18.8	
		1	25	17.3		0	18.5	18.0		0	18.8	
		1	49	17.2		0	18.5	17.9		0	18.8	
		25	0	17.2		0	18.5	17.9		0	18.8	
		25	12	17.2		0	18.5	17.9		0	18.8	
		25	25	17.2		0	18.5	17.9		0	18.8	
		50	0	17.3		0	18.5	17.9		0	18.8	
	16QAM	1	0	17.7		0	18.5	18.4		0	18.8	
		1	25	17.7		0	18.5	18.4		0	18.8	
		1	49	17.7		0	18.5	18.3		0	18.8	
		25	0	17.3		0	18.5	18.0		0	18.8	
		25	12	17.3		0	18.5	18.0		0	18.8	
		25	25	17.3		0	18.5	18.0		0	18.8	
	64QAM	50	0	17.3		0	18.5	17.9		0	18.8	
		1	0	17.6		0	18.5	18.2		0	18.8	
		1	25	17.6		0	18.5	18.3		0	18.8	
		1	49	17.5		0	18.5	18.1		0	18.8	
		25	0	17.3		0	18.5	17.9		0	18.8	
		25	12	17.3		0	18.5	17.9		0	18.8	
	256QAM	25	25	17.3		0	18.5	17.9		0	18.8	
		50	0	17.3		0	18.5	17.9		0	18.8	
		1	0	17.3		0	18.5	17.6		0.1	18.7	
		1	25	17.5		0	18.5	17.8		0.1	18.7	
		1	49	17.3		0	18.5	17.6		0.1	18.7	
		25	0	17.3		0	18.5	17.5		0.1	18.7	
	5	QPSK	25	12	17.3		0	18.5	17.5		0.1	18.7
			25	25	17.3		0	18.5	17.5		0.1	18.7
			50	0	17.2		0	18.5	17.5		0.1	18.7
1			0	17.3		0	18.5	17.6		0.1	18.7	
1			12	17.5		0	18.5	17.8		0.1	18.7	
1			24	17.3		0	18.5	17.6		0.1	18.7	
12			0	17.3		0	18.5	17.5		0.1	18.7	
16QAM		12	7	17.3		0	18.5	17.5		0.1	18.7	
		12	13	17.3		0	18.5	17.5		0.1	18.7	
		25	0	17.3		0	18.5	17.5		0.1	18.7	
		1	0	17.6		0	18.5	18.3		0	18.8	
		1	12	17.8		0	18.5	18.4		0	18.8	
		1	24	17.7		0	18.5	18.2		0	18.8	
64QAM		12	0	17.4		0	18.5	18.0		0	18.8	
		12	7	17.4		0	18.5	18.0		0	18.8	
		12	13	17.4		0	18.5	18.0		0	18.8	
		25	0	17.3		0	18.5	17.9		0	18.8	
		1	0	17.4		0	18.5	18.1		0	18.8	
		1	12	17.5		0	18.5	18.1		0	18.8	
256QAM		1	24	17.4		0	18.5	18.0		0	18.8	
		12	0	17.3		0	18.5	17.9		0	18.8	
		12	7	17.4		0	18.5	17.9		0	18.8	
		12	13	17.3		0	18.5	17.9		0	18.8	
		25	0	17.3		0	18.5	17.9		0	18.8	
		1	0	17.4		0	18.5	17.7		0.1	18.7	
256QAM		1	12	17.5		0	18.5	17.8		0.1	18.7	
		1	24	17.3		0	18.5	17.6		0.1	18.7	
		12	0	17.3		0	18.5	17.5		0.1	18.7	
	12	7	17.3		0	18.5	17.5		0.1	18.7		
	12	13	17.3		0	18.5	17.5		0.1	18.7		
	25	0	17.3		0	18.5	17.5		0.1	18.7		

LTE Band 30 Measured Results (ANT3)

BW (MHz)	Mode	RB Allocation	RB Offset	Mode A Power (dBm)				Mode B Power (dBm)			
				27710		MPR	Max Power	27710		MPR	Max Power
				2310 MHz				2310 MHz			
10	QPSK	1	0	21.1		0	22.1	19.5		0	20.5
		1	25	21.1		0	22.1	19.5		0	20.5
		1	49	21.0		0	22.1	19.4		0	20.5
		25	0	21.2		0	22.1	19.5		0	20.5
		25	12	21.1		0	22.1	19.4		0	20.5
		25	25	21.0		0	22.1	19.4		0	20.5
		50	0	21.0		0	22.1	19.4		0	20.5
	16QAM	1	0	21.3		0	22.1	19.8		0	20.5
		1	25	21.3		0	22.1	19.7		0	20.5
		1	49	21.2		0	22.1	19.7		0	20.5
		25	0	21.0		0	22.1	19.4		0	20.5
		25	12	20.9		0	22.1	19.4		0	20.5
		25	25	20.9		0	22.1	19.4		0	20.5
		50	0	20.9		0	22.1	19.3		0	20.5
	64QAM	1	0	21.2		0	22.1	19.6		0	20.5
		1	25	21.2		0	22.1	19.6		0	20.5
		1	49	21.1		0	22.1	19.5		0	20.5
		25	0	21.0		0	22.1	19.4		0	20.5
		25	12	20.9		0	22.1	19.4		0	20.5
		25	25	20.9		0	22.1	19.4		0	20.5
		50	0	20.9		0	22.1	19.4		0	20.5
	256QAM	1	0	19.5		1.8	20.3	19.5		0.2	20.3
		1	25	19.6		1.8	20.3	19.5		0.2	20.3
		1	49	19.5		1.8	20.3	19.4		0.2	20.3
		25	0	19.4		1.8	20.3	19.4		0.2	20.3
		25	12	19.4		1.8	20.3	19.4		0.2	20.3
		25	25	19.4		1.8	20.3	19.4		0.2	20.3
		50	0	19.4		1.8	20.3	19.3		0.2	20.3
BW (MHz)	Mode	RB Allocation	RB offset	Mode A Power (dBm)				Mode B Power (dBm)			
				27710		MPR	Max Power	27710		MPR	Max Power
				2310 MHz				2310 MHz			
5	QPSK	1	0	21.1		0	22.1	19.5		0	20.5
		1	12	21.2		0	22.1	19.6		0	20.5
		1	24	21.1		0	22.1	19.4		0	20.5
		12	0	21.1		0	22.1	19.5		0	20.5
		12	7	21.1		0	22.1	19.5		0	20.5
		12	13	21.1		0	22.1	19.4		0	20.5
		25	0	21.0		0	22.1	19.4		0	20.5
	16QAM	1	0	20.9		0	22.1	19.8		0	20.5
		1	12	21.5		0	22.1	20.0		0	20.5
		1	24	21.3		0	22.1	19.7		0	20.5
		12	0	21.0		0	22.1	19.5		0	20.5
		12	7	21.1		0	22.1	19.4		0	20.5
		12	13	21.1		0	22.1	19.4		0	20.5
		25	0	21.0		0	22.1	19.4		0	20.5
	64QAM	1	0	21.1		0	22.1	19.6		0	20.5
		1	12	21.2		0	22.1	19.6		0	20.5
		1	24	21.1		0	22.1	19.5		0	20.5
		12	0	21.0		0	22.1	19.5		0	20.5
		12	7	20.9		0	22.1	19.4		0	20.5
		12	13	20.9		0	22.1	19.4		0	20.5
		25	0	20.9		0	22.1	19.4		0	20.5
	256QAM	1	0	19.6		1.8	20.3	19.5		0.2	20.3
		1	12	19.7		1.8	20.3	19.6		0.2	20.3
		1	24	19.6		1.8	20.3	19.4		0.2	20.3
		12	0	19.5		1.8	20.3	19.4		0.2	20.3
		12	7	19.5		1.8	20.3	19.4		0.2	20.3
		12	13	19.4		1.8	20.3	19.4		0.2	20.3
		25	0	19.4		1.8	20.3	19.4		0.2	20.3

LTE Band 30 Measured Results (ANT4)

BW (MHz)	Mode	RB Allocation	RB Offset	Mode A Power (dBm)				Mode B Power (dBm)			
				27710		MPR	Max Power	27710		MPR	Max Power
				2310 MHz				2310 MHz			
10	QPSK	1	0	19.5		0	20.3	19.0		0	19.2
		1	25	19.4		0	20.3	18.9		0	19.2
		1	49	19.4		0	20.3	18.9		0	19.2
		25	0	19.4		0	20.3	18.9		0	19.2
		25	12	19.4		0	20.3	19.0		0	19.2
		25	25	19.4		0	20.3	18.9		0	19.2
		50	0	19.4		0	20.3	18.9		0	19.2
	16QAM	1	0	19.8		0	20.3	19.2		0	19.2
		1	25	19.8		0	20.3	19.2		0	19.2
		1	49	19.7		0	20.3	19.2		0	19.2
		25	0	19.4		0	20.3	19.0		0	19.2
		25	12	19.5		0	20.3	19.0		0	19.2
		25	25	19.4		0	20.3	19.0		0	19.2
		50	0	19.4		0	20.3	19.0		0	19.2
	64QAM	1	0	19.5		0	20.3	19.2		0	19.2
		1	25	19.6		0	20.3	19.2		0	19.2
		1	49	19.5		0	20.3	19.2		0	19.2
		25	0	19.1		0.6	19.7	18.9		0	19.2
		25	12	19.1		0.6	19.7	18.9		0	19.2
		25	25	19.1		0.6	19.7	18.9		0	19.2
		50	0	19.1		0.6	19.7	18.9		0	19.2
	256QAM	1	0	17.2		2.6	17.7	17.0		1.5	17.7
		1	25	17.3		2.6	17.7	17.1		1.5	17.7
		1	49	17.2		2.6	17.7	16.9		1.5	17.7
		25	0	17.1		2.6	17.7	16.9		1.5	17.7
		25	12	17.1		2.6	17.7	16.9		1.5	17.7
		25	25	17.1		2.6	17.7	16.8		1.5	17.7
		50	0	17.1		2.6	17.7	16.8		1.5	17.7
BW (MHz)	Mode	RB Allocation	RB offset	Mode A Power (dBm)				Mode B Power (dBm)			
				27710		MPR	Max Power	27710		MPR	Max Power
				2310 MHz				2310 MHz			
5	QPSK	1	0	19.4		0	20.3	19.0		0	19.2
		1	12	19.5		0	20.3	19.1		0	19.2
		1	24	19.4		0	20.3	18.9		0	19.2
		12	0	19.4		0	20.3	18.9		0	19.2
		12	7	19.4		0	20.3	19.0		0	19.2
		12	13	19.4		0	20.3	19.0		0	19.2
		25	0	19.4		0	20.3	18.9		0	19.2
	16QAM	1	0	19.8		0	20.3	19.2		0	19.2
		1	12	19.9		0	20.3	19.2		0	19.2
		1	24	19.7		0	20.3	19.2		0	19.2
		12	0	19.4		0	20.3	18.9		0	19.2
		12	7	19.5		0	20.3	18.9		0	19.2
		12	13	19.5		0	20.3	18.9		0	19.2
		25	0	19.4		0	20.3	19.0		0	19.2
	64QAM	1	0	19.5		0	20.3	19.0		0	19.2
		1	12	19.6		0	20.3	19.1		0	19.2
		1	24	19.5		0	20.3	18.9		0	19.2
		12	0	19.1		0.6	19.7	18.8		0	19.2
		12	7	19.2		0.6	19.7	18.8		0	19.2
		12	13	19.1		0.6	19.7	18.8		0	19.2
		25	0	19.1		0.6	19.7	18.8		0	19.2
	256QAM	1	0	17.1		2.6	17.7	17.0		1.5	17.7
		1	12	17.3		2.6	17.7	17.1		1.5	17.7
		1	24	17.1		2.6	17.7	16.9		1.5	17.7
		12	0	17.1		2.6	17.7	16.8		1.5	17.7
		12	7	17.1		2.6	17.7	16.9		1.5	17.7
		12	13	17.1		2.6	17.7	16.8		1.5	17.7
		25	0	17.1		2.6	17.7	16.8		1.5	17.7

LTE Band 41 Power Class 3 Measured Results (ANT1)

BW (MHz)	Mode	RB Allocation	RB Offset	Mode A Power (dBm)							Mode B Power (dBm)							
				39750	40185	40620	41055	41490	MPR	Max Power	39750	40185	40620	41055	41490	MPR	Max Power	
				2506 MHz	2549.5 MHz	2593 MHz	2636.5 MHz	2680 MHz			2506 MHz	2549.5 MHz	2593 MHz	2636.5 MHz	2680 MHz			
20	QPSK	1	0	23.7	23.9	23.7	23.6	23.6	0	24.2	20.4	20.3	20.2	20.2	20.2	0	21.5	
		1	49	23.7	23.8	23.7	23.5	23.7	0	24.2	20.4	20.3	20.2	20.1	20.2	0	21.5	
		1	99	23.8	23.8	23.7	23.6	23.8	0	24.2	20.4	20.3	20.3	20.2	20.4	0	21.5	
		50	0	23.8	23.9	23.8	23.6	23.7	0	24.2	20.5	20.4	20.3	20.2	20.3	0	21.5	
		50	24	23.7	23.9	23.7	23.7	23.8	0	24.2	20.5	20.4	20.2	20.2	20.3	0	21.5	
		50	50	23.7	23.9	23.7	23.7	23.8	0	24.2	20.5	20.4	20.2	20.2	20.3	0	21.5	
	16QAM	100	0	23.7	24.1	23.7	23.6	23.8	0	24.2	20.5	20.4	20.3	20.2	20.3	0	21.5	
		1	0	23.9	24.0	23.9	23.7	23.8	0	24.2	20.4	20.4	20.3	20.2	20.3	0	21.5	
		1	49	24.1	24.1	24.1	23.7	24.1	0	24.2	20.5	20.8	20.6	20.3	20.7	0	21.5	
		1	99	23.9	23.9	23.9	23.8	23.9	0	24.2	20.4	20.4	20.4	20.3	20.5	0	21.5	
		50	0	22.9	22.9	22.7	22.7	22.7	0.5	23.7	20.4	20.4	20.3	20.2	20.2	0	21.5	
		50	24	22.9	22.9	22.8	22.7	22.8	0.5	23.7	20.4	20.4	20.3	20.2	20.3	0	21.5	
	64QAM	50	50	22.9	22.8	22.7	22.7	22.7	0.5	23.7	20.4	20.4	20.3	20.2	20.2	0	21.5	
		100	0	22.9	22.8	22.7	22.7	22.7	0.5	23.7	20.4	20.4	20.3	20.3	20.2	0	21.5	
		1	0	22.8	22.8	22.8	22.6	22.7	0.5	23.7	20.3	20.4	20.2	20.1	20.2	0	21.5	
		1	49	23.0	22.9	22.8	22.7	22.8	0.5	23.7	20.5	20.4	20.3	20.1	20.3	0	21.5	
		1	99	22.8	22.8	22.8	22.7	22.9	0.5	23.7	20.3	20.4	20.3	20.1	20.2	0	21.5	
		50	0	21.9	21.8	21.7	21.7	21.7	1.5	22.7	20.4	20.4	20.2	20.2	20.2	0	21.5	
	256QAM	50	24	21.9	21.9	21.8	21.7	21.8	1.5	22.7	20.4	20.4	20.3	20.2	20.3	0	21.5	
		50	50	21.9	21.9	21.8	21.7	21.7	1.5	22.7	20.4	20.4	20.3	20.2	20.2	0	21.5	
		100	0	21.9	21.8	21.8	21.7	21.8	1.5	22.7	20.4	20.4	20.2	20.2	20.3	0	21.5	
		1	0	19.9	19.6	19.7	19.7	19.6	3.5	20.7	19.9	19.7	19.7	19.7	19.7	0.8	20.7	
		1	49	19.9	19.7	19.7	19.7	19.6	3.5	20.7	19.9	19.7	19.7	19.7	19.6	0.8	20.7	
		1	99	20.0	19.8	19.7	19.7	19.6	3.5	20.7	19.9	19.9	19.8	19.7	19.7	0.8	20.7	
	15	QPSK	50	0	19.9	19.8	19.7	19.7	19.7	3.5	20.7	19.9	19.9	19.8	19.7	19.7	0.8	20.7
			50	24	19.9	19.9	19.8	19.7	19.8	3.5	20.7	19.9	19.9	19.8	19.7	19.8	0.8	20.7
			50	50	19.9	19.9	19.7	19.6	19.7	3.5	20.7	19.9	19.9	19.8	19.7	19.7	0.8	20.7
			100	0	19.9	19.8	19.7	19.7	19.8	3.5	20.7	19.9	19.9	19.8	19.7	19.8	0.8	20.7
			1	0	23.7	23.7	23.7	23.6	23.6	0	24.2	20.3	20.2	20.2	20.1	20.1	0	21.5
			1	37	23.8	23.8	23.7	23.6	23.6	0	24.2	20.4	20.2	20.3	20.1	20.2	0	21.5
16QAM		1	74	23.8	23.8	23.8	23.6	23.7	0	24.2	20.3	20.3	20.3	20.2	20.2	0	21.5	
		36	0	23.7	23.8	23.8	23.6	23.7	0	24.2	20.3	20.3	20.3	20.2	20.2	0	21.5	
		36	20	23.8	23.8	23.7	23.7	23.7	0	24.2	20.4	20.3	20.2	20.2	20.3	0	21.5	
		36	39	23.8	23.8	23.7	23.7	23.7	0	24.2	20.4	20.3	20.2	20.2	20.2	0	21.5	
		75	0	23.8	23.8	23.7	23.6	23.7	0	24.2	20.4	20.3	20.2	20.2	20.2	0	21.5	
		1	0	23.8	23.6	23.8	23.6	23.5	0	24.2	20.3	20.2	20.3	20.2	20.1	0	21.5	
64QAM		1	37	23.8	23.8	23.7	23.6	23.6	0	24.2	20.4	20.2	20.2	20.2	20.1	0	21.5	
		1	74	23.8	23.7	23.7	23.6	23.6	0	24.2	20.3	20.2	20.3	20.2	20.1	0	21.5	
		36	0	22.8	22.8	22.8	22.7	22.7	0.5	23.7	20.3	20.4	20.3	20.2	20.2	0	21.5	
		36	20	22.9	22.8	22.7	22.7	22.7	0.5	23.7	20.4	20.4	20.2	20.2	20.2	0	21.5	
		36	39	22.9	22.8	22.7	22.7	22.7	0.5	23.7	20.4	20.4	20.2	20.2	20.2	0	21.5	
		75	0	22.9	22.8	22.7	22.7	22.7	0.5	23.7	20.4	20.3	20.2	20.2	20.2	0	21.5	
256QAM		1	0	22.8	22.7	22.8	22.6	22.6	0.5	23.7	20.3	20.2	20.3	20.1	20.1	0	21.5	
		1	37	22.8	22.7	22.7	22.6	22.6	0.5	23.7	20.3	20.3	20.3	20.1	20.1	0	21.5	
		1	74	22.8	22.8	22.8	22.6	22.7	0.5	23.7	20.2	20.5	20.3	20.1	20.2	0	21.5	
		36	0	21.8	21.8	21.8	21.7	21.7	1.5	22.7	20.3	20.4	20.3	20.2	20.2	0	21.5	
		36	20	21.9	21.8	21.7	21.7	21.7	1.5	22.7	20.4	20.4	20.2	20.2	20.3	0	21.5	
		36	39	21.9	21.8	21.7	21.7	21.7	1.5	22.7	20.4	20.3	20.2	20.2	20.2	0	21.5	
QPSK		75	0	21.9	21.8	21.8	21.7	21.8	1.5	22.7	20.4	20.4	20.2	20.2	20.3	0	21.5	
		1	0	19.7	19.8	19.7	19.6	19.6	3.5	20.7	19.8	19.7	19.7	19.7	19.6	0.8	20.7	
		1	37	19.8	19.8	19.7	19.6	19.6	3.5	20.7	19.9	19.8	19.7	19.7	19.7	0.8	20.7	
		1	74	19.9	19.9	19.7	19.6	19.7	3.5	20.7	19.9	19.9	19.7	19.7	19.7	0.8	20.7	
		36	0	19.8	19.8	19.8	19.7	19.7	3.5	20.7	19.8	19.9	19.8	19.7	19.7	0.8	20.7	
		36	20	19.9	19.8	19.7	19.7	19.7	3.5	20.7	19.9	19.9	19.7	19.7	19.8	0.8	20.7	
16QAM	36	39	19.9	19.8	19.7	19.7	19.7	3.5	20.7	19.9	19.9	19.7	19.7	19.7	0.8	20.7		
	75	0	19.9	19.8	19.7	19.7	19.8	3.5	20.7	19.9	19.9	19.7	19.7	19.8	0.8	20.7		

LTE Band 41 Power Class 3 Measured Results (ANT1) (continued)

BW (MHz)	Mode	RB Allocation	RB offset	Mode A Power (dBm)							Mode B Power (dBm)							
				39750	40185	40620	41055	41490	MPR	Max Power	39750	40185	40620	41055	41490	MPR	Max Power	
				2506 MHz	2549.5 MHz	2593 MHz	2636.5 MHz	2680 MHz			2506 MHz	2549.5 MHz	2593 MHz	2636.5 MHz	2680 MHz			
10	QPSK	1	0	23.9	23.8	23.9	23.7	23.7	0	24.2	20.4	20.3	20.4	20.2	20.2	0	21.5	
		1	25	23.9	23.9	23.9	23.7	23.8	0	24.2	20.5	20.4	20.4	20.2	20.3	0	21.5	
		1	49	23.9	23.9	23.8	23.7	23.8	0	24.2	20.4	20.4	20.3	20.2	20.3	0	21.5	
		25	0	24.0	23.9	23.9	23.8	23.8	0	24.2	20.5	20.4	20.4	20.3	20.3	0	21.5	
		25	12	24.0	23.9	23.9	23.8	23.9	0	24.2	20.5	20.5	20.4	20.3	20.4	0	21.5	
		25	25	24.0	23.9	23.9	23.8	23.9	0	24.2	20.5	20.5	20.4	20.3	20.4	0	21.5	
	16QAM	1	0	24.1	23.8	23.9	23.8	23.7	0	24.2	20.5	20.2	20.4	20.3	20.2	0	21.5	
		1	25	24.1	23.8	23.9	23.9	23.8	0	24.2	20.6	20.4	20.4	20.4	20.3	0	21.5	
		1	49	24.0	23.9	23.9	23.8	23.8	0	24.2	20.5	20.3	20.4	20.3	20.3	0	21.5	
		25	0	23.0	22.9	22.9	22.8	22.8	0.5	23.7	20.5	20.4	20.5	20.3	20.4	0	21.5	
		25	12	23.0	23.0	22.9	22.8	22.9	0.5	23.7	20.5	20.5	20.4	20.3	20.4	0	21.5	
		25	25	23.0	22.9	22.9	22.8	22.9	0.5	23.7	20.5	20.5	20.4	20.3	20.4	0	21.5	
	64QAM	1	0	22.9	22.8	22.9	22.8	22.8	0.5	23.7	20.4	20.3	20.4	20.2	20.4	0	21.5	
		1	25	22.9	22.9	23.0	22.8	22.9	0.5	23.7	20.5	20.4	20.5	20.3	20.5	0	21.5	
		1	49	22.9	22.9	23.0	22.8	22.8	0.5	23.7	20.5	20.4	20.4	20.2	20.4	0	21.5	
		25	0	22.0	22.0	22.0	21.8	21.9	1.5	22.7	20.5	20.5	20.4	20.3	20.4	0	21.5	
		25	12	22.0	22.0	21.9	21.9	21.9	1.5	22.7	20.5	20.5	20.4	20.3	20.4	0	21.5	
		25	25	22.0	22.0	21.9	21.8	21.9	1.5	22.7	20.5	20.5	20.4	20.3	20.4	0	21.5	
	256QAM	1	0	19.8	19.8	19.9	19.7	19.8	3.5	20.7	19.8	19.8	19.8	19.7	19.8	0.8	20.7	
		1	25	19.9	20.0	19.9	19.8	19.9	3.5	20.7	20.0	19.9	19.9	19.8	19.9	0.8	20.7	
		1	49	19.9	19.9	19.7	19.7	19.8	3.5	20.7	19.9	19.9	19.8	19.7	19.8	0.8	20.7	
		25	0	20.0	20.0	19.9	19.8	19.9	3.5	20.7	20.0	19.9	19.9	19.8	19.8	0.8	20.7	
		25	12	20.0	20.0	19.9	19.8	19.9	3.5	20.7	20.1	20.0	19.9	19.8	19.9	0.8	20.7	
		25	25	20.0	20.0	19.9	19.8	19.9	3.5	20.7	20.0	20.0	19.9	19.8	19.9	0.8	20.7	
	5	QPSK	1	0	23.9	23.9	23.8	23.7	23.7	0	24.2	20.4	20.4	20.4	20.2	20.2	0	21.5
			1	12	24.0	24.0	24.0	23.8	23.9	0	24.2	20.5	20.5	20.5	20.3	20.3	0	21.5
			1	24	23.9	23.9	23.9	23.6	23.8	0	24.2	20.4	20.4	20.3	20.2	20.2	0	21.5
			12	0	24.0	23.9	23.9	23.8	23.8	0	24.2	20.5	20.4	20.4	20.3	20.3	0	21.5
			12	7	24.0	24.0	23.9	23.8	23.8	0	24.2	20.5	20.5	20.5	20.3	20.3	0	21.5
			12	13	24.0	23.9	23.8	23.8	23.8	0	24.2	20.5	20.4	20.4	20.3	20.3	0	21.5
16QAM		1	0	24.0	24.0	23.9	23.7	23.9	0	24.2	20.5	20.5	20.4	20.3	20.4	0	21.5	
		1	12	24.0	24.2	24.1	23.8	24.0	0	24.2	20.7	20.6	20.5	20.3	20.5	0	21.5	
		1	24	23.9	24.0	23.9	23.7	24.0	0	24.2	20.5	20.6	20.4	20.3	20.4	0	21.5	
		12	0	23.0	22.9	22.9	22.8	22.8	0.5	23.7	20.5	20.5	20.4	20.3	20.3	0	21.5	
		12	7	23.0	22.9	23.0	22.9	22.8	0.5	23.7	20.6	20.5	20.5	20.3	20.4	0	21.5	
		12	13	23.0	22.9	22.9	22.8	22.9	0.5	23.7	20.5	20.4	20.4	20.3	20.4	0	21.5	
64QAM		1	0	22.9	22.9	22.8	22.8	22.8	0.5	23.7	20.5	20.4	20.3	20.3	20.3	0	21.5	
		1	12	23.0	22.9	22.8	22.8	22.8	0.5	23.7	20.5	20.4	20.3	20.3	20.3	0	21.5	
		1	24	23.0	23.0	22.8	22.8	22.8	0.5	23.7	20.5	20.3	20.3	20.3	20.4	0	21.5	
		12	0	22.0	22.0	21.9	21.8	21.8	1.5	22.7	20.5	20.5	20.4	20.3	20.3	0	21.5	
		12	7	22.0	22.0	22.0	21.8	21.9	1.5	22.7	20.5	20.5	20.5	20.4	20.4	0	21.5	
		12	13	22.0	22.0	21.9	21.8	21.9	1.5	22.7	20.5	20.4	20.4	20.3	20.4	0	21.5	
256QAM		1	0	19.8	19.9	19.9	19.7	19.8	3.5	20.7	19.8	19.8	19.9	19.8	19.7	0.8	20.7	
		1	12	19.9	19.9	19.9	19.8	19.8	3.5	20.7	19.9	19.8	19.9	19.9	19.8	0.8	20.7	
		1	24	19.9	19.9	19.8	19.7	19.7	3.5	20.7	19.9	19.9	19.8	19.7	19.7	0.8	20.7	
		12	0	19.9	19.9	19.9	19.8	19.8	3.5	20.7	20.0	20.0	19.9	19.8	19.8	0.8	20.7	
		12	7	20.0	20.0	20.0	19.8	19.9	3.5	20.7	20.0	20.0	20.0	19.9	19.9	0.8	20.7	
		12	13	20.0	19.9	19.9	19.8	19.9	3.5	20.7	20.0	20.0	19.8	19.9	19.9	0.8	20.7	

LTE Band 41 Power Class 3 Measured Results (ANT2)

BW (MHz)	Mode	RB Allocation	RB Offset	Mode A Power (dBm)							Mode B Power (dBm)							
				39750	40185	40620	41055	41490	MPR	Max Power	39750	40185	40620	41055	41490	MPR	Max Power	
				2506 MHz	2549.5 MHz	2593 MHz	2636.5 MHz	2680 MHz			2506 MHz	2549.5 MHz	2593 MHz	2636.5 MHz	2680 MHz			
20	QPSK	1	0	18.6	18.5	18.4	18.4	18.4	0	20.3	18.1	18.0	18.3	18.2	18.2	0	19.7	
		1	49	18.6	18.5	18.3	18.5	18.4	0	20.3	18.2	18.0	18.3	18.2	18.2	0	19.7	
		1	99	18.6	18.5	18.4	18.4	18.4	0	20.3	18.1	17.9	18.4	18.2	18.3	0	19.7	
		50	0	18.7	18.6	18.4	18.3	18.5	0	20.3	18.2	18.0	18.4	18.2	18.2	0	19.7	
		50	24	18.7	18.6	18.4	18.4	18.3	0	20.3	18.2	18.1	18.3	18.3	18.3	0	19.7	
		50	50	18.7	18.5	18.4	18.3	18.5	0	20.3	18.1	18.0	18.3	18.2	18.2	0	19.7	
	16QAM	100	0	18.8	18.6	18.3	18.4	18.3	0	20.3	18.2	18.1	18.3	18.2	18.3	0	19.7	
		1	0	18.8	18.5	18.6	18.5	18.5	0	20.3	18.3	17.9	18.2	17.9	18.3	0	19.7	
		1	49	18.6	18.4	18.7	18.5	18.5	0	20.3	18.4	17.9	18.4	18.1	17.9	0	19.7	
		1	99	18.7	18.4	18.4	18.4	18.6	0	20.3	18.0	17.9	18.1	17.8	18.5	0	19.7	
		50	0	18.7	18.5	18.5	18.3	18.5	0	20.3	18.2	17.9	18.4	18.1	18.3	0	19.7	
		50	24	18.7	18.5	18.4	18.4	18.5	0	20.3	18.2	18.0	18.3	18.3	18.2	0	19.7	
	64QAM	50	50	18.6	18.4	18.3	18.3	18.3	0	20.3	18.1	17.8	18.3	18.2	18.2	0	19.7	
		100	0	18.8	18.5	18.4	18.3	18.4	0	20.3	18.2	18.0	18.2	18.3	18.3	0	19.7	
		1	0	18.8	18.4	18.4	18.4	18.7	0	20.3	17.8	17.9	18.4	18.3	18.2	0	19.7	
		1	49	18.7	18.6	18.4	18.3	18.4	0	20.3	17.7	18.1	18.2	18.1	18.2	0	19.7	
		1	99	18.7	18.3	18.5	18.6	18.5	0	20.3	17.9	17.9	18.1	18.1	18.3	0	19.7	
		50	0	18.6	18.5	18.4	18.5	18.3	0	20.3	18.1	18.0	18.4	18.3	18.3	0	19.7	
	256QAM	50	24	18.8	18.5	18.3	18.4	18.5	0	20.3	18.2	18.0	18.3	18.3	18.3	0	19.7	
		50	50	18.5	18.4	18.5	18.5	18.3	0	20.3	18.0	17.9	18.3	18.3	18.2	0	19.7	
		100	0	18.7	18.5	18.3	18.3	18.3	0	20.3	18.1	17.9	18.2	18.2	18.3	0	19.7	
		1	0	18.6	18.3	18.4	18.4	18.3	0	20.3	17.8	17.9	18.5	18.3	18.2	0	19.7	
		1	49	18.6	18.5	18.4	18.4	18.3	0	20.3	17.9	17.9	18.3	18.2	17.7	0	19.7	
		1	99	18.6	18.7	18.6	18.5	18.4	0	20.3	17.9	17.7	18.3	18.3	18.3	0	19.7	
	15	QPSK	50	0	18.6	18.5	18.5	18.4	18.4	0	20.3	18.1	18.0	18.4	18.2	17.9	0	19.7
			50	24	18.6	18.5	18.4	18.5	18.4	0	20.3	18.1	18.0	18.2	18.2	18.4	0	19.7
			50	50	18.5	18.5	18.3	18.3	18.3	0	20.3	18.1	17.8	18.3	18.2	18.3	0	19.7
			100	0	18.7	18.6	18.3	18.3	18.3	0	20.3	18.2	18.0	18.3	18.3	18.3	0	19.7
			1	0	18.6	18.4	18.4	18.4	18.3	0	20.3	17.8	17.9	18.2	18.1	18.0	0	19.7
			1	37	18.6	18.4	18.4	18.4	18.4	0	20.3	18.0	17.9	18.2	18.1	18.0	0	19.7
16QAM		1	74	18.6	18.4	18.4	18.5	18.5	0	20.3	18.1	17.9	18.2	18.3	18.2	0	19.7	
		36	0	18.6	18.4	18.4	18.3	18.5	0	20.3	18.1	17.9	18.3	18.2	18.2	0	19.7	
		36	20	18.7	18.4	18.4	18.3	18.3	0	20.3	18.1	17.9	18.3	18.2	18.2	0	19.7	
		36	39	18.6	18.4	18.3	18.4	18.5	0	20.3	18.0	17.8	18.2	18.1	18.2	0	19.7	
		75	0	18.7	18.5	18.5	18.4	18.4	0	20.3	18.1	17.9	18.2	18.2	18.2	0	19.7	
		1	0	18.5	18.6	18.6	18.3	18.4	0	20.3	17.9	17.8	18.4	17.9	18.1	0	19.7	
64QAM		1	37	18.4	18.5	18.4	18.5	18.4	0	20.3	18.4	17.7	18.3	18.0	17.9	0	19.7	
		1	74	18.4	18.5	18.4	18.5	18.6	0	20.3	18.1	18.0	18.4	18.2	18.2	0	19.7	
		36	0	18.6	18.6	18.4	18.3	18.3	0	20.3	18.2	18.0	18.2	18.2	18.2	0	19.7	
		36	20	18.7	18.5	18.4	18.4	18.3	0	20.3	18.1	18.0	18.4	18.3	18.2	0	19.7	
		36	39	18.6	18.4	18.5	18.4	18.3	0	20.3	18.0	17.8	18.3	18.1	18.2	0	19.7	
		75	0	18.7	18.5	18.5	18.3	18.3	0	20.3	18.1	17.9	18.2	18.2	18.2	0	19.7	
256QAM		1	0	18.4	18.5	18.4	18.3	18.4	0	20.3	18.2	17.7	18.2	18.0	17.9	0	19.7	
		1	37	18.3	18.4	18.3	18.3	18.4	0	20.3	17.7	17.7	18.4	18.3	18.0	0	19.7	
		1	74	18.6	18.3	18.5	18.5	18.4	0	20.3	17.9	18.0	18.4	17.8	18.2	0	19.7	
		36	0	18.7	18.4	18.4	18.5	18.5	0	20.3	18.1	17.9	18.3	18.2	18.3	0	19.7	
		36	20	18.7	18.4	18.4	18.3	18.4	0	20.3	18.1	17.9	18.3	18.3	18.3	0	19.7	
		36	39	18.6	18.4	18.4	18.5	18.3	0	20.3	18.1	17.8	18.3	18.2	18.3	0	19.7	
256QAM		75	0	18.7	18.5	18.3	18.4	18.4	0	20.3	18.1	17.9	18.2	18.1	18.3	0	19.7	
		1	0	18.5	18.4	18.4	18.4	18.3	0	20.3	18.0	17.8	17.8	18.0	18.0	0	19.7	
		1	37	18.7	18.3	18.3	18.3	18.5	0	20.3	18.1	17.7	18.1	18.3	18.2	0	19.7	
		1	74	18.7	18.3	18.5	18.5	18.4	0	20.3	18.0	17.7	18.2	18.2	18.5	0	19.7	
		36	0	18.5	18.3	18.4	18.3	18.3	0	20.3	18.1	18.0	18.4	17.9	18.3	0	19.7	
		36	20	18.7	18.3	18.4	18.4	18.4	0	20.3	18.1	18.0	18.4	17.9	18.3	0	19.7	
36	39	18.7	18.3	18.5	18.3	18.3	0	20.3	18.1	17.7	18.3	18.2	18.2	0	19.7			
75	0	18.4	18.5	18.3	18.3	18.4	0	20.3	18.1	18.0	18.2	18.3	18.3	0	19.7			

LTE Band 41 Power Class 3 Measured Results (ANT2) (continued)

BW (MHz)	Mode	RB Allocation	RB offset	Mode A Power (dBm)							Mode B Power (dBm)							
				39750	40185	40620	41055	41490	MPR	Max Power	39750	40185	40620	41055	41490	MPR	Max Power	
				2506 MHz	2549.5 MHz	2593 MHz	2636.5 MHz	2680 MHz			2506 MHz	2549.5 MHz	2593 MHz	2636.5 MHz	2680 MHz			
10	QPSK	1	0	18.8	18.6	18.5	18.4	18.3	0	20.3	18.2	18.0	18.4	18.3	18.3	0	19.7	
		1	25	18.8	18.6	18.5	18.5	18.4	0	20.3	18.3	18.1	18.4	18.4	18.4	0	19.7	
		1	49	18.8	18.6	18.4	18.4	18.4	0	20.3	18.2	18.0	18.3	18.3	18.3	0	19.7	
		25	0	18.9	18.6	18.6	18.5	18.5	0	20.3	18.3	18.1	18.4	18.4	18.4	0	19.7	
		25	12	18.9	18.7	18.5	18.5	18.5	0	20.3	18.3	18.1	18.4	18.4	18.4	0	19.7	
		25	25	18.8	18.6	18.5	18.4	18.4	0	20.3	18.2	18.0	18.4	18.3	18.4	0	19.7	
	16QAM	1	0	18.8	18.6	18.6	18.5	18.4	0	20.3	18.2	18.1	18.4	18.3	18.3	0	19.7	
		1	25	18.8	18.7	18.6	18.5	18.5	0	20.3	18.3	18.1	18.4	18.4	18.4	0	19.7	
		1	49	18.8	18.6	18.6	18.5	18.4	0	20.3	18.2	18.0	18.4	18.4	18.4	0	19.7	
		25	0	18.9	18.7	18.6	18.5	18.5	0	20.3	18.3	18.1	18.5	18.4	18.4	0	19.7	
		25	12	18.9	18.7	18.6	18.5	18.5	0	20.3	18.3	18.1	18.4	18.4	18.5	0	19.7	
		25	25	18.8	18.6	18.5	18.4	18.4	0	20.3	18.2	18.1	18.4	18.3	18.4	0	19.7	
	64QAM	1	0	18.8	18.6	18.5	18.4	18.3	0	20.3	18.2	18.0	18.3	18.2	18.3	0	19.7	
		1	25	18.9	18.7	18.6	18.4	18.4	0	20.3	18.2	18.1	18.4	18.3	18.4	0	19.7	
		1	49	18.8	18.6	18.5	18.4	18.3	0	20.3	18.2	18.0	18.3	18.3	18.4	0	19.7	
		25	0	18.9	18.7	18.6	18.5	18.5	0	20.3	18.3	18.1	18.4	18.4	18.4	0	19.7	
		25	12	18.9	18.8	18.6	18.5	18.5	0	20.3	18.3	18.1	18.4	18.4	18.4	0	19.7	
		25	25	18.8	18.6	18.6	18.4	18.4	0	20.3	18.2	18.0	18.4	18.3	18.4	0	19.7	
	256QAM	1	0	18.9	18.7	18.5	18.4	18.5	0	20.3	18.3	18.1	18.4	18.4	18.4	0	19.7	
		1	25	18.8	18.7	18.6	18.5	18.5	0	20.3	18.2	18.2	18.4	18.3	18.4	0	19.7	
		1	49	18.7	18.6	18.5	18.4	18.5	0	20.3	18.1	18.0	18.3	18.2	18.3	0	19.7	
		25	0	18.9	18.7	18.6	18.4	18.5	0	20.3	18.3	18.1	18.4	18.4	18.4	0	19.7	
		25	12	18.9	18.7	18.5	18.5	18.5	0	20.3	18.3	18.2	18.4	18.4	18.4	0	19.7	
		25	25	18.8	18.6	18.5	18.4	18.5	0	20.3	18.2	18.1	18.4	18.4	18.4	0	19.7	
	5	QPSK	1	0	18.9	18.6	18.5	18.4	18.4	0	20.3	18.2	18.0	18.3	18.3	18.3	0	19.7
			1	12	18.9	18.6	18.6	18.5	18.5	0	20.3	18.3	18.1	18.4	18.4	18.4	0	19.7
			1	24	18.8	18.6	18.5	18.4	18.4	0	20.3	18.2	18.0	18.4	18.3	18.3	0	19.7
			12	0	18.9	18.7	18.6	18.5	18.5	0	20.3	18.3	18.1	18.4	18.3	18.4	0	19.7
			12	7	18.9	18.7	18.7	18.5	18.5	0	20.3	18.3	18.1	18.5	18.4	18.4	0	19.7
			12	13	18.9	18.6	18.6	18.5	18.5	0	20.3	18.2	18.0	18.4	18.4	18.4	0	19.7
16QAM		25	0	18.9	18.7	18.5	18.5	18.5	0	20.3	18.3	18.1	18.3	18.4	18.4	0	19.7	
		1	0	18.9	18.6	18.5	18.5	18.4	0	20.3	18.3	18.0	18.4	18.3	18.3	0	19.7	
		1	12	18.8	18.6	18.6	18.5	18.5	0	20.3	18.3	18.1	18.5	18.4	18.4	0	19.7	
		1	24	18.8	18.6	18.5	18.4	18.4	0	20.3	18.2	18.0	18.3	18.3	18.4	0	19.7	
		12	0	18.9	18.7	18.5	18.6	18.5	0	20.3	18.3	18.1	18.4	18.5	18.4	0	19.7	
		12	7	18.9	18.7	18.6	18.7	18.6	0	20.3	18.2	18.1	18.5	18.5	18.5	0	19.7	
64QAM		12	13	18.8	18.6	18.6	18.7	18.5	0	20.3	18.2	18.0	18.4	18.4	18.4	0	19.7	
		25	0	18.9	18.7	18.6	18.6	18.5	0	20.3	18.3	18.1	18.4	18.4	18.4	0	19.7	
		1	0	18.9	18.7	18.6	18.3	18.4	0	20.3	18.3	18.0	18.3	18.3	18.5	0	19.7	
		1	12	18.9	18.7	18.7	18.4	18.5	0	20.3	18.4	18.1	18.4	18.4	18.5	0	19.7	
		1	24	18.9	18.7	18.6	18.4	18.5	0	20.3	18.3	18.1	18.3	18.3	18.5	0	19.7	
		12	0	18.8	18.7	18.6	18.4	18.5	0	20.3	18.3	18.1	18.4	18.3	18.4	0	19.7	
256QAM		12	7	18.9	18.7	18.7	18.5	18.5	0	20.3	18.3	18.1	18.5	18.4	18.4	0	19.7	
		12	13	18.8	18.6	18.6	18.5	18.5	0	20.3	18.2	18.0	18.4	18.4	18.4	0	19.7	
		1	0	18.9	18.6	18.6	18.4	18.5	0	20.3	18.3	18.0	18.4	18.4	18.3	0	19.7	
		1	12	18.9	18.7	18.6	18.5	18.5	0	20.3	18.3	18.0	18.5	18.4	18.4	0	19.7	
		1	24	18.8	18.6	18.5	18.4	18.5	0	20.3	18.2	17.9	18.3	18.2	18.4	0	19.7	
		12	0	18.9	18.7	18.6	18.4	18.6	0	20.3	18.3	18.1	18.4	18.2	18.4	0	19.7	

LTE Band 41 Power Class 3 Measured Results (ANT3)

BW (MHz)	Mode	RB Allocation	RB Offset	Mode A Power (dBm)							Mode B Power (dBm)							
				39750	40185	40620	41055	41490	MPR	Max Power	39750	40185	40620	41055	41490	MPR	Max Power	
				2506 MHz	2549.5 MHz	2593 MHz	2636.5 MHz	2680 MHz			2506 MHz	2549.5 MHz	2593 MHz	2636.5 MHz	2680 MHz			
20	QPSK	1	0	22.4	23.1	22.8	22.5	22.5	0	23.7	19.8	20.5	20.1	19.9	19.8	0	21.1	
		1	49	23.0	23.1	22.6	22.5	22.5	0	23.7	20.4	20.4	20.1	19.9	19.8	0	21.1	
		1	99	23.2	23.0	22.7	22.5	22.6	0	23.7	20.5	20.4	20.1	19.9	19.9	0	21.1	
		50	0	22.9	23.1	22.8	22.5	22.5	0	23.7	20.3	20.5	20.1	19.9	19.9	0	21.1	
		50	24	23.2	23.1	22.8	22.5	22.5	0	23.7	20.6	20.5	20.1	19.9	19.9	0	21.1	
		50	50	23.2	23.0	22.7	22.5	22.5	0	23.7	20.5	20.4	20.1	19.8	19.9	0	21.1	
	16QAM	100	0	23.1	23.1	22.8	22.5	22.5	0	23.7	20.5	20.5	20.1	19.9	19.9	0	21.1	
		1	0	22.3	23.1	22.9	22.6	22.5	0	23.7	19.7	20.5	20.3	20.1	19.8	0	21.1	
		1	49	23.1	23.4	23.0	22.7	22.8	0	23.7	20.5	20.8	20.5	20.3	20.2	0	21.1	
		1	99	23.1	23.1	22.9	22.6	22.6	0	23.7	20.5	20.5	20.3	19.9	20.1	0	21.1	
		50	0	22.8	23.1	22.7	22.4	22.4	0	23.7	20.2	20.4	20.1	19.9	19.8	0	21.1	
		50	24	23.0	23.1	22.8	22.5	22.4	0	23.7	20.4	20.5	20.1	19.9	19.8	0	21.1	
	64QAM	50	50	23.1	23.0	22.7	22.4	22.4	0	23.7	20.4	20.4	20.1	19.8	19.8	0	21.1	
		100	0	23.0	23.1	22.7	22.4	22.4	0	23.7	20.4	20.4	20.2	19.9	19.8	0	21.1	
		1	0	22.2	22.9	22.6	22.5	22.3	0	23.7	19.6	20.3	20.1	19.9	19.7	0	21.1	
		1	49	23.0	23.0	22.6	22.6	22.5	0	23.7	20.2	20.4	20.2	19.8	19.8	0	21.1	
		1	99	23.1	22.9	22.7	22.4	22.6	0	23.7	20.4	20.2	20.0	19.8	19.8	0	21.1	
		50	0	22.1	22.3	22.0	21.8	21.7	1	22.7	20.2	20.4	20.0	19.8	19.8	0	21.1	
	256QAM	50	24	22.3	22.4	22.0	21.8	21.8	1	22.7	20.4	20.4	20.1	19.9	19.8	0	21.1	
		50	50	22.3	22.3	21.9	21.7	21.7	1	22.7	20.4	20.3	20.0	19.8	19.8	0	21.1	
		100	0	22.3	22.3	22.0	21.8	21.7	1	22.7	20.4	20.4	20.0	19.8	19.8	0	21.1	
		1	0	19.7	20.4	20.1	19.8	19.7	3	20.7	19.7	20.3	20.0	19.7	19.6	0.4	20.7	
		1	49	20.4	20.3	20.0	19.7	19.7	3	20.7	20.4	20.4	19.9	19.7	19.7	0.4	20.7	
		1	99	20.6	20.3	20.0	19.7	19.9	3	20.7	20.5	20.4	19.9	19.7	19.8	0.4	20.7	
	15	QPSK	50	0	20.1	20.3	20.0	19.8	19.7	3	20.7	20.1	20.3	19.9	19.7	19.7	0.4	20.7
			50	24	20.3	20.3	20.0	19.8	19.7	3	20.7	20.4	20.3	19.9	19.8	0.4	20.7	
			50	50	20.4	20.3	19.9	19.7	19.7	3	20.7	20.4	20.3	19.9	19.7	19.7	0.4	20.7
			100	0	20.3	20.3	20.0	19.8	19.7	3	20.7	20.3	20.3	19.9	19.7	19.7	0.4	20.7
			1	0	22.7	23.0	22.7	22.5	22.4	0	23.7	20.1	20.5	20.1	19.9	19.9	0	21.1
			1	37	23.1	23.0	22.7	22.5	22.4	0	23.7	20.5	20.5	20.1	19.9	19.9	0	21.1
16QAM		1	74	23.1	23.0	22.7	22.5	22.5	0	23.7	20.5	20.5	20.1	19.9	20.0	0	21.1	
		36	0	23.0	23.1	22.7	22.5	22.5	0	23.7	20.4	20.5	20.1	20.0	19.9	0	21.1	
		36	20	23.1	23.1	22.8	22.5	22.5	0	23.7	20.5	20.5	20.1	19.9	19.9	0	21.1	
		36	39	23.1	23.0	22.7	22.5	22.6	0	23.7	20.5	20.4	20.0	19.8	20.0	0	21.1	
		75	0	23.1	23.1	22.7	22.5	22.5	0	23.7	20.5	20.5	20.1	19.9	20.0	0	21.1	
		1	0	22.6	22.9	22.7	22.3	22.3	0	23.7	19.9	20.2	20.0	19.8	19.7	0	21.1	
64QAM		1	37	23.0	22.9	22.6	22.3	22.4	0	23.7	20.4	20.3	20.0	19.8	19.6	0	21.1	
		1	74	23.0	22.9	22.6	22.4	22.4	0	23.7	20.4	20.3	20.0	19.7	19.8	0	21.1	
		36	0	22.9	23.0	22.7	22.4	22.4	0	23.7	20.2	20.4	20.1	19.8	19.8	0	21.1	
		36	20	23.0	23.0	22.7	22.4	22.4	0	23.7	20.4	20.4	20.1	19.8	19.8	0	21.1	
		36	39	23.0	23.0	22.7	22.3	22.5	0	23.7	20.4	20.4	20.1	19.8	19.9	0	21.1	
		75	0	23.0	23.0	22.7	22.4	22.4	0	23.7	20.4	20.4	20.1	19.9	19.8	0	21.1	
256QAM		1	0	22.6	23.1	22.6	22.3	22.4	0	23.7	19.9	20.2	19.9	19.8	19.6	0	21.1	
		1	37	23.0	22.9	22.6	22.4	22.4	0	23.7	20.3	20.3	19.9	19.8	19.8	0	21.1	
		1	74	23.0	22.9	22.6	22.3	22.5	0	23.7	20.3	20.3	19.9	19.7	19.8	0	21.1	
		36	0	22.2	22.3	21.9	21.7	21.7	1	22.7	20.2	20.4	20.0	19.8	19.8	0	21.1	
		36	20	22.3	22.3	22.0	21.8	21.7	1	22.7	20.4	20.4	20.0	19.8	19.8	0	21.1	
		36	39	22.3	22.2	21.9	21.7	21.8	1	22.7	20.4	20.3	20.0	19.8	19.9	0	21.1	
QPSK		75	0	22.3	22.3	22.0	21.7	21.8	1	22.7	20.4	20.4	20.1	19.8	19.8	0	21.1	
		1	0	19.9	20.2	19.9	19.7	19.7	3	20.7	19.9	20.3	19.9	19.7	19.6	0.4	20.7	
		1	37	20.4	20.3	19.9	19.7	19.7	3	20.7	20.3	20.3	19.9	19.6	19.7	0.4	20.7	
		1	74	20.3	20.3	19.9	19.6	19.8	3	20.7	20.3	20.3	19.8	19.7	19.7	0.4	20.7	
		36	0	20.2	20.3	19.9	19.7	19.7	3	20.7	20.2	20.3	19.9	19.7	19.7	0.4	20.7	
		36	20	20.3	20.3	19.9	19.7	19.7	3	20.7	20.3	20.3	20.0	19.7	19.7	0.4	20.7	
16QAM	36	39	20.3	20.2	19.9	19.7	19.7	3	20.7	20.3	20.2	19.9	19.7	19.8	0.4	20.7		
	75	0	20.3	20.3	20.0	19.7	19.7	3	20.7	20.3	20.3	20.0	19.7	19.7	0.4	20.7		

LTE Band 41 Power Class 3 Measured Results (ANT3) (continued)

BW (MHz)	Mode	RB Allocation	RB offset	Mode A Power (dBm)							Mode B Power (dBm)							
				39750	40185	40620	41055	41490	MPR	Max Power	39750	40185	40620	41055	41490	MPR	Max Power	
				2506 MHz	2549.5 MHz	2593 MHz	2636.5 MHz	2680 MHz			2506 MHz	2549.5 MHz	2593 MHz	2636.5 MHz	2680 MHz			
10	QPSK	1	0	23.1	23.2	22.9	22.6	22.6	0	23.7	20.4	20.6	20.2	20.0	20.0	0	21.1	
		1	25	23.2	23.2	22.9	22.6	22.6	0	23.7	20.6	20.6	20.3	20.0	20.1	0	21.1	
		1	49	23.2	23.1	22.8	22.5	22.6	0	23.7	20.6	20.5	20.2	20.0	20.1	0	21.1	
		25	0	23.2	23.3	22.9	22.6	22.7	0	23.7	20.6	20.6	20.3	20.1	20.1	0	21.1	
		25	12	23.3	23.3	22.9	22.7	22.7	0	23.7	20.7	20.7	20.3	20.1	20.2	0	21.1	
		25	25	23.2	23.2	22.8	22.6	22.7	0	23.7	20.6	20.5	20.2	20.0	20.2	0	21.1	
	16QAM	50	0	23.3	23.2	22.9	22.6	22.7	0	23.7	20.6	20.6	20.3	20.1	20.1	0	21.1	
		1	0	23.0	23.0	22.7	22.4	22.4	0	23.7	20.4	20.4	20.1	20.0	19.8	0	21.1	
		1	25	23.3	23.0	22.8	22.5	22.5	0	23.7	20.6	20.4	20.1	20.0	19.9	0	21.1	
		1	49	23.3	23.0	22.8	22.4	22.5	0	23.7	20.6	20.4	20.1	20.0	20.0	0	21.1	
		25	0	23.1	23.1	22.8	22.6	22.5	0	23.7	20.4	20.5	20.2	20.0	20.0	0	21.1	
		25	12	23.2	23.1	22.9	22.6	22.6	0	23.7	20.5	20.6	20.2	20.0	20.0	0	21.1	
	64QAM	25	25	23.2	23.1	22.8	22.5	22.6	0	23.7	20.5	20.5	20.1	19.9	20.0	0	21.1	
		50	0	23.2	23.2	22.8	22.6	22.6	0	23.7	20.5	20.6	20.2	20.0	20.0	0	21.1	
		1	0	22.9	23.0	22.7	22.5	22.5	0	23.7	20.3	20.4	20.1	20.0	19.8	0	21.1	
		1	25	23.1	23.1	22.8	22.6	22.6	0	23.7	20.5	20.4	20.1	19.9	19.9	0	21.1	
		1	49	23.2	23.1	22.7	22.5	22.6	0	23.7	20.5	20.4	20.1	19.9	19.9	0	21.1	
		25	0	22.4	22.4	22.1	21.9	21.8	1	22.7	20.5	20.5	20.1	19.9	19.9	0	21.1	
	256QAM	25	12	22.5	22.5	22.1	21.9	21.9	1	22.7	20.6	20.6	20.2	20.0	20.0	0	21.1	
		25	25	22.5	22.4	22.0	21.8	21.9	1	22.7	20.5	20.5	20.1	19.9	20.0	0	21.1	
		50	0	22.4	22.5	22.1	21.9	21.9	1	22.7	20.5	20.5	20.1	19.9	19.9	0	21.1	
		1	0	20.2	20.3	20.0	19.8	19.7	3	20.7	20.2	20.3	19.9	19.7	19.8	0.4	20.7	
		1	25	20.4	20.4	20.1	19.9	19.8	3	20.7	20.4	20.4	20.1	19.8	19.9	0.4	20.7	
		1	49	20.4	20.3	20.0	19.8	19.7	3	20.7	20.4	20.4	19.9	19.7	19.8	0.4	20.7	
	5	QPSK	25	0	20.4	20.5	20.1	19.9	19.8	3	20.7	20.4	20.4	20.1	19.9	19.8	0.4	20.7
			25	12	20.5	20.5	20.1	19.9	19.9	3	20.7	20.5	20.5	20.1	19.9	19.9	0.4	20.7
			25	25	20.5	20.4	20.0	19.8	19.9	3	20.7	20.5	20.4	20.0	19.8	19.9	0.4	20.7
			50	0	20.4	20.5	20.1	19.9	19.9	3	20.7	20.4	20.4	20.1	19.9	19.9	0.4	20.7
			1	0	23.2	23.2	22.8	22.6	22.5	0	23.7	20.5	20.5	20.6	20.0	20.0	0	21.1
			1	12	23.3	23.2	22.9	22.7	22.7	0	23.7	20.7	20.6	20.2	20.2	20.1	0	21.1
16QAM		1	24	23.2	23.1	22.8	22.5	22.5	0	23.7	20.6	20.5	20.3	20.0	20.0	0	21.1	
		12	0	23.2	23.2	22.9	22.6	22.6	0	23.7	20.6	20.6	20.2	20.1	20.1	0	21.1	
		12	7	23.3	23.3	22.9	22.7	22.6	0	23.7	20.6	20.6	20.2	20.1	20.1	0	21.1	
		12	13	23.3	23.2	22.8	22.6	22.6	0	23.7	20.7	20.5	20.3	20.1	20.1	0	21.1	
		25	0	23.2	23.2	22.9	22.7	22.6	0	23.7	20.6	20.6	20.2	20.1	20.1	0	21.1	
		1	0	23.1	23.2	22.8	22.5	22.5	0	23.7	20.5	20.5	20.1	19.9	19.9	0	21.1	
64QAM		1	12	23.2	23.3	22.9	22.6	22.6	0	23.7	20.6	20.7	20.3	20.0	20.0	0	21.1	
		1	24	23.2	23.1	22.8	22.5	22.5	0	23.7	20.5	20.5	20.1	19.9	19.9	0	21.1	
		12	0	23.1	23.2	22.7	22.6	22.5	0	23.7	20.4	20.6	20.2	20.0	19.9	0	21.1	
		12	7	23.2	23.2	22.8	22.6	22.6	0	23.7	20.5	20.6	20.2	20.0	19.9	0	21.1	
		12	13	23.2	23.1	22.7	22.6	22.6	0	23.7	20.5	20.6	20.2	20.0	19.9	0	21.1	
		25	0	23.2	23.2	22.8	22.6	22.5	0	23.7	20.5	20.5	20.2	19.9	20.0	0	21.1	
256QAM		1	0	23.1	23.2	22.7	22.6	22.6	0	23.7	20.5	20.6	20.2	19.9	19.9	0	21.1	
		1	12	23.2	23.3	22.8	22.6	22.6	0	23.7	20.6	20.6	20.3	20.0	19.9	0	21.1	
		1	24	23.2	23.2	22.8	22.5	22.6	0	23.7	20.6	20.5	20.2	19.9	19.9	0	21.1	
		12	0	22.4	22.5	22.1	21.9	21.9	1	22.7	20.5	20.6	20.2	19.9	19.9	0	21.1	
		12	7	22.5	22.5	22.1	21.9	21.9	1	22.7	20.6	20.6	20.2	20.0	20.0	0	21.1	
		12	13	22.5	22.4	22.0	21.9	21.9	1	22.7	20.6	20.5	20.1	20.0	19.9	0	21.1	
256QAM		25	0	22.5	22.5	22.1	21.9	21.9	1	22.7	20.5	20.6	20.2	19.9	20.0	0	21.1	
		1	0	20.3	20.5	20.0	19.7	19.8	3	20.7	20.3	20.4	20.1	19.8	19.8	0.4	20.7	
		1	12	20.4	20.5	20.1	19.9	19.9	3	20.7	20.4	20.5	20.1	19.9	19.9	0.4	20.7	
		1	24	20.4	20.4	19.9	19.7	19.8	3	20.7	20.4	20.4	20.0	19.7	19.8	0.4	20.7	
		12	0	20.4	20.4	20.0	19.8	19.8	3	20.7	20.4	20.5	20.1	19.8	19.8	0.4	20.7	
		12	7	20.5	20.5	20.1	19.9	19.9	3	20.7	20.5	20.5	20.1	19.9	19.9	0.4	20.7	
12	13	20.5	20.4	20.0	19.9	19.8	3	20.7	20.5	20.4	20.0	19.8	19.9	0.4	20.7			
25	0	20.5	20.5	20.1	19.8	19.9	3	20.7	20.4	20.5	20.1	19.8	19.9	0.4	20.7			

LTE Band 41 Power Class 3 Measured Results (ANT4)

BW (MHz)	Mode	RB Allocation	RB Offset	Mode A Power (dBm)							Mode B Power (dBm)							
				39750	40185	40620	41055	41490	MPR	Max Power	39750	40185	40620	41055	41490	MPR	Max Power	
				2506 MHz	2549.5 MHz	2593 MHz	2636.5 MHz	2680 MHz			2506 MHz	2549.5 MHz	2593 MHz	2636.5 MHz	2680 MHz			
20	QPSK	1	0	21.5	21.7	21.4	21.3	21.3	0	22.6	20.7	21.0	20.6	20.4	20.5	0	21.8	
		1	49	21.9	21.7	21.4	21.3	21.4	0	22.6	21.1	20.9	20.5	20.5	20.5	0	21.8	
		1	99	22.0	21.6	21.4	21.4	21.5	0	22.6	21.1	20.8	20.6	20.6	20.6	0	21.8	
		50	0	21.8	21.8	21.4	21.3	21.4	0	22.6	21.0	21.0	20.6	20.5	20.5	0	21.8	
		50	24	22.0	21.8	21.4	21.4	21.4	0	22.6	21.1	21.0	20.7	20.6	20.6	0	21.8	
		50	50	22.0	21.7	21.4	21.4	21.4	0	22.6	21.2	20.9	20.6	20.5	20.5	0	21.8	
	16QAM	100	0	21.9	21.8	21.4	21.4	21.4	0	22.6	21.1	21.0	20.6	20.5	20.6	0	21.8	
		1	0	21.7	22.1	21.5	21.4	21.6	0	22.6	20.9	21.0	20.8	20.6	20.7	0	21.8	
		1	49	22.2	22.0	21.5	21.5	21.7	0	22.6	21.2	21.1	20.6	20.7	20.8	0	21.8	
		1	99	22.2	21.8	21.5	21.6	21.8	0	22.6	21.3	20.9	20.7	20.8	20.8	0	21.8	
		50	0	22.0	21.9	21.5	21.4	21.6	0	22.6	21.0	21.0	20.6	20.6	20.8	0	21.8	
		50	24	22.1	21.9	21.5	21.5	21.6	0	22.6	21.1	21.1	20.7	20.6	20.8	0	21.8	
	64QAM	50	50	22.1	21.8	21.4	21.4	21.6	0	22.6	21.2	20.9	20.6	20.6	20.8	0	21.8	
		100	0	22.1	21.9	21.5	21.4	21.6	0	22.6	21.1	21.1	20.6	20.6	20.8	0	21.8	
		1	0	21.7	22.1	21.5	21.4	21.5	0	22.6	20.8	21.0	20.5	20.4	20.5	0	21.8	
		1	49	22.1	22.1	21.5	21.5	21.7	0	22.6	21.2	21.0	20.4	20.4	20.8	0	21.8	
		1	99	22.1	21.9	21.6	21.5	21.7	0	22.6	21.2	20.8	20.6	20.7	20.6	0	21.8	
		50	0	22.0	21.9	21.5	21.4	21.6	0	22.6	21.0	21.0	20.6	20.5	20.7	0	21.8	
	256QAM	50	24	22.1	22.0	21.5	21.5	21.7	0	22.6	21.1	21.0	20.6	20.5	20.7	0	21.8	
		50	50	22.1	21.8	21.5	21.5	21.6	0	22.6	21.1	20.9	20.5	20.5	20.7	0	21.8	
		100	0	22.1	22.0	21.5	21.5	21.6	0	22.6	21.0	21.0	20.5	20.5	20.7	0	21.8	
		1	0	20.2	20.3	20.1	19.9	20.0	1.9	20.7	20.0	20.1	19.7	19.7	19.8	1.1	20.7	
		1	49	20.6	20.3	20.0	19.9	19.9	1.9	20.7	20.4	20.1	19.6	19.8	19.9	1.1	20.7	
		1	99	20.7	20.2	19.9	19.9	20.1	1.9	20.7	20.4	20.0	19.6	19.9	20.1	1.1	20.7	
	15	QPSK	50	0	20.4	20.3	19.9	19.8	20.0	1.9	20.7	20.2	20.2	19.7	19.7	19.9	1.1	20.7
			50	24	20.5	20.3	19.9	19.9	20.0	1.9	20.7	20.3	20.2	19.8	19.7	19.9	1.1	20.7
			50	50	20.5	20.3	19.9	19.8	20.0	1.9	20.7	20.3	20.1	19.7	19.7	19.9	1.1	20.7
			100	0	20.4	20.3	19.9	19.9	20.0	1.9	20.7	20.2	20.2	19.8	19.8	19.9	1.1	20.7
			1	0	21.9	21.9	21.4	21.4	21.5	0	22.6	20.9	21.0	20.6	20.5	20.7	0	21.8
			1	37	22.1	21.9	21.4	21.5	21.6	0	22.6	21.2	21.1	20.6	20.6	20.8	0	21.8
16QAM		1	74	22.1	21.9	21.5	21.5	21.7	0	22.6	21.2	21.0	20.6	20.6	20.9	0	21.8	
		36	0	22.0	21.9	21.5	21.5	21.6	0	22.6	21.1	21.1	20.6	20.6	20.8	0	21.8	
		36	20	22.1	21.9	21.5	21.5	21.6	0	22.6	21.2	21.1	20.6	20.6	20.8	0	21.8	
		36	39	22.1	21.8	21.4	21.4	21.6	0	22.6	21.2	21.0	20.6	20.6	20.7	0	21.8	
		75	0	22.1	21.9	21.5	21.5	21.6	0	22.6	21.2	21.1	20.6	20.6	20.8	0	21.8	
		1	0	21.9	21.7	21.4	21.4	21.4	0	22.6	20.9	21.0	20.6	20.6	20.6	0	21.8	
64QAM		1	37	22.1	21.8	21.5	21.5	21.6	0	22.6	21.2	20.9	20.6	20.6	20.7	0	21.8	
		1	74	22.2	21.7	21.5	21.6	21.5	0	22.6	21.3	20.9	20.6	20.7	20.8	0	21.8	
		36	0	22.0	21.9	21.5	21.5	21.6	0	22.6	21.1	21.1	20.7	20.6	20.8	0	21.8	
		36	20	22.1	21.9	21.5	21.5	21.6	0	22.6	21.2	21.1	20.7	20.6	20.8	0	21.8	
		36	39	22.1	21.8	21.4	21.4	21.6	0	22.6	21.2	21.0	20.6	20.6	20.8	0	21.8	
		75	0	22.1	21.9	21.5	21.5	21.6	0	22.6	21.2	21.1	20.6	20.6	20.8	0	21.8	
256QAM		1	0	21.8	21.9	21.5	21.3	21.5	0	22.6	20.8	20.8	20.5	20.3	20.5	0	21.8	
		1	37	22.0	21.9	21.5	21.4	21.5	0	22.6	21.1	20.9	20.6	20.4	20.6	0	21.8	
		1	74	22.1	21.9	21.6	21.5	21.5	0	22.6	21.0	20.9	20.6	20.5	20.7	0	21.8	
		36	0	22.0	22.0	21.5	21.5	21.6	0	22.6	21.0	21.0	20.5	20.5	20.6	0	21.8	
		36	20	22.2	22.0	21.5	21.5	21.6	0	22.6	21.1	21.0	20.5	20.5	20.7	0	21.8	
		36	39	22.1	21.9	21.5	21.4	21.6	0	22.6	21.1	20.9	20.4	20.5	20.6	0	21.8	
QPSK		75	0	22.2	22.0	21.5	21.5	21.6	0	22.6	21.1	21.0	20.5	20.5	20.7	0	21.8	
		1	0	20.3	20.2	19.7	19.8	19.9	1.9	20.7	20.1	20.1	19.5	19.6	19.8	1.1	20.7	
		1	37	20.5	20.2	19.7	19.9	20.0	1.9	20.7	20.3	20.1	19.6	19.7	19.7	1.1	20.7	
		1	74	20.5	20.2	19.8	19.8	20.0	1.9	20.7	20.4	20.1	19.6	19.6	19.8	1.1	20.7	
		36	0	20.4	20.4	19.9	19.9	20.0	1.9	20.7	20.2	20.2	19.7	19.7	19.8	1.1	20.7	
		36	20	20.5	20.3	19.9	19.9	20.0	1.9	20.7	20.3	20.2	19.7	19.7	19.9	1.1	20.7	
16QAM	36	39	20.5	20.3	19.8	19.8	20.0	1.9	20.7	20.3	20.1	19.6	19.7	19.8	1.1	20.7		
	75	0	20.5	20.4	19.9	19.9	20.0	1.9	20.7	20.3	20.2	19.7	19.7	19.9	1.1	20.7		

LTE Band 41 Power Class 3 Measured Results (ANT4) (continued)

BW (MHz)	Mode	RB Allocation	RB offset	Mode A Power (dBm)							Mode B Power (dBm)							
				39750	40185	40620	41055	41490	MPR	Max Power	39750	40185	40620	41055	41490	MPR	Max Power	
				2506 MHz	2549.5 MHz	2593 MHz	2636.5 MHz	2680 MHz			2506 MHz	2549.5 MHz	2593 MHz	2636.5 MHz	2680 MHz			
10	QPSK	1	0	22.0	21.9	21.5	21.4	21.7	0	22.6	21.1	21.1	20.7	20.6	20.8	0	21.8	
		1	25	22.2	22.0	21.6	21.5	21.7	0	22.6	21.3	21.2	20.8	20.7	20.9	0	21.8	
		1	49	22.1	21.9	21.5	21.5	21.7	0	22.6	21.3	21.1	20.7	20.7	20.8	0	21.8	
		25	0	22.1	22.0	21.6	21.6	21.7	0	22.6	21.3	21.2	20.8	20.8	20.9	0	21.8	
		25	12	22.2	22.0	21.6	21.6	21.8	0	22.6	21.4	21.2	20.8	20.8	20.9	0	21.8	
		25	25	22.1	21.9	21.5	21.5	21.7	0	22.6	21.3	21.1	20.7	20.7	20.8	0	21.8	
	16QAM	1	0	22.1	21.8	21.5	21.5	21.5	0	22.6	21.2	21.0	20.7	20.7	20.7	0	21.8	
		1	25	22.2	21.9	21.5	21.6	21.6	0	22.6	21.4	21.1	20.7	20.8	20.7	0	21.8	
		1	49	22.3	21.8	21.5	21.6	21.6	0	22.6	21.4	21.0	20.7	20.8	20.8	0	21.8	
		25	0	22.1	22.0	21.5	21.5	21.7	0	22.6	21.3	21.2	20.7	20.7	20.9	0	21.8	
		25	12	22.2	22.1	21.6	21.5	21.7	0	22.6	21.4	21.2	20.8	20.8	20.9	0	21.8	
		25	25	22.2	21.9	21.5	21.5	21.7	0	22.6	21.3	21.1	20.7	20.7	20.8	0	21.8	
	64QAM	1	0	22.0	22.1	21.6	21.5	21.6	0	22.6	21.0	20.9	20.6	20.4	20.6	0	21.8	
		1	25	22.2	22.2	21.6	21.6	21.8	0	22.6	21.2	20.9	20.6	20.5	20.7	0	21.8	
		1	49	22.2	22.1	21.6	21.5	21.7	0	22.6	21.2	20.9	20.6	20.5	20.6	0	21.8	
		25	0	22.2	22.1	21.6	21.6	21.7	0	22.6	21.2	21.0	20.6	20.6	20.7	0	21.8	
		25	12	22.3	22.1	21.7	21.6	21.8	0	22.6	21.2	21.1	20.6	20.7	20.7	0	21.8	
		25	25	22.3	22.0	21.6	21.6	21.7	0	22.6	21.2	20.9	20.5	20.6	20.7	0	21.8	
	256QAM	1	0	22.2	22.1	21.6	21.6	21.7	0	22.6	21.1	21.1	20.6	20.6	20.8	0	21.8	
		1	0	20.4	20.3	20.0	19.9	20.0	1.9	20.7	20.2	20.3	19.7	19.7	19.9	1.1	20.7	
		1	25	20.6	20.3	20.1	20.0	20.1	1.9	20.7	20.4	20.3	19.8	19.9	20.0	1.1	20.7	
		1	49	20.6	20.2	19.9	20.0	20.1	1.9	20.7	20.4	20.2	19.5	19.7	19.9	1.1	20.7	
		25	0	20.6	20.5	20.0	20.0	20.1	1.9	20.7	20.4	20.3	19.8	19.8	20.0	1.1	20.7	
		25	12	20.7	20.5	20.0	20.1	20.2	1.9	20.7	20.5	20.3	19.8	19.8	20.0	1.1	20.7	
	5	QPSK	1	0	22.0	21.9	21.5	21.4	21.6	0	22.6	21.2	21.1	20.7	20.7	20.8	0	21.8
			1	12	22.0	22.0	21.6	21.5	21.7	0	22.6	21.3	21.2	20.8	20.8	20.9	0	21.8
			1	24	22.0	21.9	21.5	21.4	21.6	0	22.6	21.3	21.1	20.7	20.7	20.8	0	21.8
			12	0	22.1	22.0	21.5	21.5	21.6	0	22.6	21.3	21.2	20.8	20.7	20.9	0	21.8
			12	7	22.1	22.0	21.6	21.5	21.7	0	22.6	21.3	21.2	20.8	20.8	20.9	0	21.8
			12	13	22.1	21.9	21.5	21.5	21.6	0	22.6	21.2	21.1	20.7	20.7	20.9	0	21.8
16QAM		25	0	22.1	22.0	21.5	21.5	21.7	0	22.6	21.3	21.1	20.8	20.8	20.9	0	21.8	
		1	0	22.0	22.0	21.6	21.4	21.7	0	22.6	21.2	21.1	20.9	20.7	20.7	0	21.8	
		1	12	22.1	22.1	21.5	21.5	21.8	0	22.6	21.3	21.2	20.9	20.7	20.9	0	21.8	
		1	24	22.1	22.1	21.5	21.4	21.7	0	22.6	21.3	21.1	20.8	20.7	20.9	0	21.8	
		12	0	22.1	22.0	21.6	21.6	21.6	0	22.6	21.3	21.2	20.8	20.8	20.8	0	21.8	
		12	7	22.2	22.0	21.6	21.7	21.6	0	22.6	21.4	21.2	20.8	20.8	20.9	0	21.8	
64QAM		12	13	22.1	21.9	21.5	21.7	21.6	0	22.6	21.3	21.1	20.7	20.8	20.8	0	21.8	
		25	0	22.1	22.0	21.5	21.5	21.6	0	22.6	21.3	21.2	20.7	20.7	20.8	0	21.8	
		1	0	22.2	22.0	21.6	21.5	21.7	0	22.6	21.2	21.0	20.4	20.5	20.7	0	21.8	
		1	12	22.3	22.1	21.7	21.6	21.8	0	22.6	21.3	21.1	20.5	20.6	20.8	0	21.8	
		1	24	22.3	22.0	21.5	21.6	21.8	0	22.6	21.2	21.0	20.5	20.5	20.7	0	21.8	
		12	0	22.2	22.1	21.6	21.6	21.7	0	22.6	21.2	21.0	20.5	20.6	20.7	0	21.8	
256QAM		12	7	22.2	22.0	21.6	21.6	21.8	0	22.6	21.1	20.9	20.5	20.6	20.7	0	21.8	
		25	0	22.2	22.1	21.6	21.6	21.8	0	22.6	21.2	21.0	20.6	20.6	20.7	0	21.8	
		1	0	20.5	20.4	19.9	19.8	20.1	1.9	20.7	20.3	20.1	19.7	19.7	19.8	1.1	20.7	
		1	12	20.6	20.4	20.0	19.9	20.2	1.9	20.7	20.4	20.2	19.8	19.8	19.9	1.1	20.7	
		1	24	20.5	20.3	19.9	19.8	20.0	1.9	20.7	20.3	20.0	19.7	19.7	19.8	1.1	20.7	
		12	0	20.6	20.5	20.0	20.0	20.1	1.9	20.7	20.4	20.2	19.8	19.8	19.9	1.1	20.7	

LTE Band 48 Measured Results (ANT7)

BW (MHz)	Mode	RB Allocation	RB Offset	Mode A Power (dBm)						Mode B Power (dBm)					
				55340	55773	56207	56640	MPR	Max Power	55340	55773	56207	56640	MPR	Max Power
				3560 MHz	3603.3 MHz	3646.7 MHz	3690 MHz			3560 MHz	3603.3 MHz	3646.7 MHz	3690 MHz		
20	QPSK	1	0	21.8	21.9	21.9	21.8	0	22.4	19.7	19.7	19.7	19.7	0	20.0
		1	49	21.8	21.9	21.9	21.8	0	22.4	19.8	19.8	19.7	19.7	0	20.0
		1	99	21.8	21.9	21.8	21.7	0	22.4	19.8	19.7	19.7	19.6	0	20.0
		50	0	21.9	22.0	22.0	21.9	0	22.4	19.8	19.8	19.8	19.8	0	20.0
		50	24	21.9	22.0	22.0	21.9	0	22.4	19.8	19.8	19.8	19.8	0	20.0
		50	50	21.9	22.0	21.9	21.9	0	22.4	19.9	19.8	19.8	19.8	0	20.0
	100	0	21.9	22.0	22.0	21.9	0	22.4	19.9	19.8	19.8	19.8	0	20.0	
	16QAM	1	0	21.7	21.7	21.8	21.7	0	22.4	19.6	19.6	19.7	19.7	0	20.0
		1	49	21.9	21.9	22.0	21.8	0	22.4	19.7	19.7	19.8	19.6	0	20.0
		1	99	21.8	21.7	21.8	21.6	0	22.4	19.7	19.7	19.6	19.6	0	20.0
		50	0	21.6	21.8	21.7	21.7	0	22.4	19.5	19.7	19.7	19.7	0	20.0
		50	24	21.7	21.8	21.8	21.7	0	22.4	19.6	19.7	19.7	19.7	0	20.0
		50	50	21.7	21.8	21.8	21.7	0	22.4	19.6	19.7	19.7	19.6	0	20.0
	100	0	21.7	21.8	21.8	21.7	0	22.4	19.7	19.7	19.7	19.6	0	20.0	
	64QAM	1	0	21.5	21.7	21.5	21.6	0	22.4	19.5	19.7	19.8	19.6	0	20.0
		1	49	21.5	21.7	21.7	21.7	0	22.4	19.6	19.9	19.8	19.6	0	20.0
		1	99	21.5	21.8	21.6	21.5	0	22.4	19.5	19.8	19.7	19.5	0	20.0
		50	0	21.6	21.7	21.7	21.7	0	22.4	19.6	19.7	19.8	19.7	0	20.0
		50	24	21.7	21.8	21.8	21.7	0	22.4	19.7	19.8	19.8	19.7	0	20.0
		50	50	21.7	21.8	21.8	21.7	0	22.4	19.7	19.8	19.8	19.7	0	20.0
	100	0	21.7	21.8	21.8	21.7	0	22.4	19.7	19.7	19.8	19.7	0	20.0	
	256QAM	1	0	20.3	20.3	20.3	20.3	1.4	21.0	19.6	19.6	19.8	19.6	0	20.0
		1	49	20.3	20.3	20.3	20.2	1.4	21.0	19.7	19.6	19.7	19.5	0	20.0
		1	99	20.3	20.4	20.5	20.2	1.4	21.0	19.7	19.7	19.8	19.6	0	20.0
50		0	20.2	20.4	20.3	20.3	1.4	21.0	19.6	19.7	19.8	19.7	0	20.0	
50		24	20.3	20.4	20.4	20.3	1.4	21.0	19.7	19.7	19.8	19.7	0	20.0	
50		50	20.3	20.4	20.4	20.3	1.4	21.0	19.7	19.8	19.7	19.7	0	20.0	
100	0	20.3	20.4	20.4	20.3	1.4	21.0	19.6	19.7	19.7	19.7	0	20.0		
BW (MHz)	Mode	RB Allocation	RB Offset	Mode A Power (dBm)						Mode B Power (dBm)					
				55315	55765	56215	56665	MPR	Max Power	55315	55765	56215	56665	MPR	Max Power
				3557.5 MHz	3602.5 MHz	3647.5 MHz	3692.5 MHz			3557.5 MHz	3602.5 MHz	3647.5 MHz	3692.5 MHz		
15	QPSK	1	0	21.5	21.6	21.7	21.6	0	22.4	19.5	19.6	19.6	19.6	0	20.0
		1	37	21.5	21.7	21.7	21.6	0	22.4	19.6	19.6	19.7	19.6	0	20.0
		1	74	21.5	21.6	21.7	21.6	0	22.4	19.5	19.6	19.6	19.5	0	20.0
		36	0	21.6	21.7	21.8	21.7	0	22.4	19.6	19.7	19.7	19.7	0	20.0
		36	20	21.6	21.7	21.8	21.6	0	22.4	19.7	19.7	19.7	19.6	0	20.0
		36	39	21.6	21.7	21.8	21.6	0	22.4	19.7	19.7	19.7	19.7	0	20.0
	75	0	21.6	21.7	21.8	21.6	0	22.4	19.7	19.7	19.7	19.6	0	20.0	
	16QAM	1	0	21.4	21.5	21.7	21.7	0	22.4	19.5	19.5	19.7	19.6	0	20.0
		1	37	21.6	21.6	21.7	21.6	0	22.4	19.7	19.5	19.7	19.6	0	20.0
		1	74	21.6	21.5	21.7	21.6	0	22.4	19.6	19.6	19.6	19.5	0	20.0
		36	0	21.6	21.7	21.8	21.7	0	22.4	19.7	19.7	19.8	19.7	0	20.0
		36	20	21.6	21.7	21.8	21.6	0	22.4	19.7	19.7	19.8	19.7	0	20.0
		36	39	21.6	21.7	21.8	21.6	0	22.4	19.7	19.7	19.7	19.7	0	20.0
	75	0	21.6	21.7	21.8	21.6	0	22.4	19.7	19.7	19.7	19.6	0	20.0	
	64QAM	1	0	21.5	21.6	21.7	21.6	0	22.4	19.5	19.5	19.6	19.7	0	20.0
		1	37	21.7	21.6	21.7	21.6	0	22.4	19.6	19.7	19.6	19.6	0	20.0
		1	74	21.6	21.6	21.6	21.6	0	22.4	19.5	19.6	19.6	19.6	0	20.0
		36	0	21.7	21.7	21.8	21.7	0	22.4	19.6	19.7	19.7	19.7	0	20.0
		36	20	21.7	21.7	21.8	21.7	0	22.4	19.6	19.7	19.7	19.7	0	20.0
		36	39	21.7	21.7	21.8	21.7	0	22.4	19.7	19.7	19.7	19.7	0	20.0
	75	0	21.7	21.8	21.8	21.7	0	22.4	19.7	19.8	19.8	19.7	0	20.0	
	256QAM	1	0	20.2	20.2	20.2	20.1	1.4	21.0	19.5	19.5	19.8	19.5	0	20.0
		1	37	20.3	20.3	20.4	20.1	1.4	21.0	19.5	19.6	19.7	19.6	0	20.0
		1	74	20.3	20.3	20.3	20.2	1.4	21.0	19.6	19.7	19.8	19.5	0	20.0
36		0	20.3	20.3	20.4	20.3	1.4	21.0	19.7	19.7	19.7	19.7	0	20.0	
36		20	20.3	20.3	20.4	20.3	1.4	21.0	19.7	19.7	19.7	19.7	0	20.0	
36		39	20.3	20.4	20.4	20.3	1.4	21.0	19.7	19.7	19.7	19.7	0	20.0	
75	0	20.3	20.4	20.4	20.3	1.4	21.0	19.7	19.7	19.7	19.7	0	20.0		

LTE Band 48 Measured Results (ANT7) (continued)

BW (MHz)	Mode	RB Allocation	RB Offset	Mode A Power (dBm)						Mode B Power (dBm)					
				55290	55757	56223	56690	MPR	Max Power	55290	55757	56223	56690	MPR	Max Power
				3555 MHz	3601.7 MHz	3648.3 MHz	3695 MHz			3555 MHz	3601.7 MHz	3648.3 MHz	3695 MHz		
10	QPSK	1	0	21.7	21.7	21.8	21.7	0	22.4	19.7	19.8	19.8	19.8	0	20.0
		1	25	21.7	21.8	21.8	21.7	0	22.4	19.8	19.8	19.8	19.8	0	20.0
		1	49	21.7	21.7	21.8	21.7	0	22.4	19.7	19.8	19.8	19.7	0	20.0
		25	0	21.7	21.7	21.8	21.7	0	22.4	19.8	19.8	19.9	19.8	0	20.0
		25	12	21.8	21.8	21.9	21.7	0	22.4	19.8	19.9	19.9	19.8	0	20.0
		25	25	21.8	21.8	21.9	21.8	0	22.4	19.8	19.8	19.9	19.8	0	20.0
	16QAM	50	0	21.7	21.7	21.9	21.7	0	22.4	19.8	19.8	19.8	19.8	0	20.0
		1	0	21.8	21.7	22.0	21.8	0	22.4	19.8	19.7	19.9	19.8	0	20.0
		1	25	21.8	21.7	21.9	21.9	0	22.4	19.8	19.7	20.0	19.9	0	20.0
		1	49	21.8	21.8	21.9	21.8	0	22.4	19.9	19.7	19.9	19.8	0	20.0
		25	0	21.8	21.8	21.9	21.8	0	22.4	19.8	19.8	19.9	19.8	0	20.0
		25	12	21.8	21.8	21.9	21.8	0	22.4	19.8	19.8	19.9	19.8	0	20.0
	64QAM	25	25	21.8	21.8	21.9	21.8	0	22.4	19.8	19.8	19.8	19.8	0	20.0
		50	0	21.8	21.8	21.9	21.8	0	22.4	19.8	19.8	19.9	19.8	0	20.0
		1	0	21.7	21.7	21.8	21.9	0	22.4	19.7	19.7	19.9	19.8	0	20.0
		1	25	21.7	21.8	21.8	21.8	0	22.4	19.7	19.8	19.9	19.9	0	20.0
		1	49	21.7	21.8	21.8	21.7	0	22.4	19.6	19.7	19.7	19.8	0	20.0
		25	0	21.7	21.8	21.9	21.8	0	22.4	19.7	19.8	19.8	19.8	0	20.0
	256QAM	25	12	21.8	21.9	21.9	21.8	0	22.4	19.8	19.9	19.9	19.8	0	20.0
		25	25	21.8	21.9	21.9	21.8	0	22.4	19.8	19.8	19.8	19.8	0	20.0
		50	0	21.8	21.8	21.8	21.8	0	22.4	19.7	19.9	19.8	19.8	0	20.0
		1	0	20.2	20.3	20.4	20.3	1.4	21.0	19.7	19.7	19.8	19.7	0	20.0
		1	25	20.4	20.4	20.5	20.3	1.4	21.0	19.8	19.8	19.8	19.8	0	20.0
		1	49	20.4	20.4	20.4	20.2	1.4	21.0	19.6	19.8	19.8	19.6	0	20.0
	5	QPSK	25	0	20.4	20.4	20.4	20.4	1.4	21.0	19.7	19.9	19.8	19.8	0
25			12	20.4	20.5	20.5	20.4	1.4	21.0	19.8	19.9	19.8	19.9	0	20.0
25			25	20.4	20.4	20.5	20.4	1.4	21.0	19.7	19.9	19.8	19.8	0	20.0
50			0	20.4	20.4	20.5	20.4	1.4	21.0	19.7	19.8	19.8	19.9	0	20.0
1			0	21.6	21.6	21.8	21.7	0	22.4	19.7	19.7	19.7	19.7	0	20.0
1			12	21.7	21.8	21.8	21.7	0	22.4	19.8	19.8	19.8	19.8	0	20.0
16QAM		1	24	21.6	21.7	21.8	21.7	0	22.4	19.7	19.7	19.8	19.7	0	20.0
		12	0	21.7	21.8	21.8	21.7	0	22.4	19.8	19.8	19.8	19.8	0	20.0
		12	7	21.7	21.8	21.9	21.8	0	22.4	19.8	19.8	19.9	19.8	0	20.0
		12	13	21.7	21.8	21.8	21.8	0	22.4	19.8	19.8	19.8	19.7	0	20.0
		25	0	21.6	21.7	21.8	21.7	0	22.4	19.8	19.8	19.8	19.8	0	20.0
		1	0	21.6	21.8	21.7	21.8	0	22.4	19.7	19.7	19.8	19.9	0	20.0
64QAM		1	12	21.7	22.0	21.9	21.9	0	22.4	19.8	19.8	20.0	19.9	0	20.0
		1	24	21.6	21.9	21.8	21.8	0	22.4	19.8	19.7	19.8	19.9	0	20.0
		12	0	21.7	21.8	21.8	21.8	0	22.4	19.8	19.8	19.8	19.7	0	20.0
		12	7	21.8	21.8	21.8	21.8	0	22.4	19.8	19.8	19.9	19.7	0	20.0
		12	13	21.7	21.8	21.8	21.7	0	22.4	19.8	19.8	19.8	19.7	0	20.0
		25	0	21.7	21.8	21.8	21.7	0	22.4	19.7	19.8	19.9	19.8	0	20.0
256QAM		1	0	21.8	21.8	21.8	21.8	0	22.4	19.7	19.8	19.8	19.7	0	20.0
		1	12	21.8	21.9	21.8	21.8	0	22.4	19.8	19.9	19.9	19.7	0	20.0
		1	24	21.8	21.9	21.8	21.8	0	22.4	19.7	19.9	19.8	19.6	0	20.0
		12	0	21.7	21.8	21.8	21.8	0	22.4	19.7	19.8	19.8	19.7	0	20.0
		12	7	21.8	21.8	21.9	21.8	0	22.4	19.7	19.9	19.9	19.8	0	20.0
		12	13	21.8	21.8	21.8	21.8	0	22.4	19.7	19.8	19.9	19.8	0	20.0
256QAM		25	0	21.8	21.8	21.8	21.8	0	22.4	19.7	19.8	19.8	19.8	0	20.0
	1	0	20.3	20.3	20.4	20.3	1.4	21.0	19.7	19.8	19.8	19.8	0	20.0	
	1	12	20.4	20.4	20.5	20.4	1.4	21.0	19.8	19.8	19.8	19.8	0	20.0	
	1	24	20.3	20.4	20.4	20.3	1.4	21.0	19.8	19.7	19.7	19.8	0	20.0	
	12	0	20.4	20.4	20.4	20.4	1.4	21.0	19.7	19.8	19.8	19.8	0	20.0	
	12	7	20.4	20.4	20.5	20.4	1.4	21.0	19.8	19.9	19.8	19.8	0	20.0	
256QAM	12	13	20.4	20.4	20.4	20.4	1.4	21.0	19.8	19.8	19.8	19.8	0	20.0	
	25	0	20.4	20.4	20.4	20.4	1.4	21.0	19.7	19.8	19.8	19.8	0	20.0	

LTE Band 48 Measured Results (ANT8)

BW (MHz)	Mode	RB Allocation	RB Offset	Mode A Power (dBm)						Mode B Power (dBm)						
				55340	55773	56207	56640	MPR	Max Power	55340	55773	56207	56640	MPR	Max Power	
				3560 MHz	3603.3 MHz	3646.7 MHz	3690 MHz			3560 MHz	3603.3 MHz	3646.7 MHz	3690 MHz			
20	QPSK	1	0	20.3	20.4	20.5	20.5	0	21.3	21.0	21.2	21.1	21.1	0	22.0	
		1	49	20.5	20.5	20.4	20.4	0	21.3	21.0	21.1	21.1	21.0	0	22.0	
		1	99	20.4	20.4	20.4	20.4	0	21.3	20.9	21.2	21.1	21.1	0	22.0	
		50	0	20.5	20.5	20.5	20.4	0	21.3	21.1	21.1	21.2	21.1	0	22.0	
		50	24	20.5	20.5	20.5	20.5	0	21.3	21.0	21.2	21.2	21.1	0	22.0	
		50	50	20.5	20.5	20.5	20.4	0	21.3	21.1	21.2	21.2	21.1	0	22.0	
	16QAM	100	0	20.5	20.5	20.5	20.5	0	21.3	21.1	21.1	21.0	21.1	0	22.0	
		1	0	20.2	20.2	20.3	20.3	0	21.3	20.9	21.4	21.5	21.4	0	22.0	
		1	49	20.2	20.3	20.3	20.2	0	21.3	21.3	21.6	21.4	21.4	0	22.0	
		1	99	20.1	20.4	20.1	20.4	0	21.3	21.3	21.0	21.2	21.4	0	22.0	
		50	0	20.2	20.2	20.4	20.3	0	21.3	21.2	21.4	21.4	21.2	0	22.0	
		50	24	20.1	20.3	20.3	20.3	0	21.3	21.2	21.5	21.4	21.3	0	22.0	
	64QAM	50	50	20.1	20.3	20.3	20.2	0	21.3	21.2	21.5	21.5	21.3	0	22.0	
		100	0	20.1	20.3	20.3	20.4	0	21.3	21.2	21.4	21.4	21.3	0	22.0	
		1	0	20.2	20.4	20.1	20.4	0	21.3	21.0	21.4	21.6	21.1	0	22.0	
		1	49	20.0	20.3	20.2	20.1	0	21.3	21.0	21.4	21.5	21.1	0	22.0	
		1	99	20.1	20.5	20.5	19.9	0	21.3	20.9	21.4	21.3	21.5	0	22.0	
		50	0	20.1	20.2	20.3	20.2	0	21.3	21.1	21.4	21.4	21.3	0	22.0	
	256QAM	50	24	20.1	20.2	20.3	20.3	0	21.3	21.2	21.5	21.4	21.4	0	22.0	
		50	50	20.1	20.2	20.4	20.2	0	21.3	21.2	21.4	21.4	21.4	0	22.0	
		100	0	20.1	20.3	20.3	20.2	0	21.3	21.2	21.4	21.4	21.3	0	22.0	
		1	0	19.3	19.6	19.2	19.3	0.7	20.6	19.9	20.0	20.3	19.8	1.4	20.6	
		1	49	19.6	19.6	19.8	19.1	0.7	20.6	20.0	19.8	20.0	19.7	1.4	20.6	
		1	99	19.6	19.7	19.6	19.2	0.7	20.6	19.7	20.0	19.9	19.5	1.4	20.6	
15	QPSK	50	0	19.4	19.6	19.6	19.6	0.7	20.6	19.8	20.0	20.0	19.9	1.4	20.6	
		50	24	19.5	19.5	19.6	19.6	0.7	20.6	19.8	20.0	20.0	19.9	1.4	20.6	
		50	50	19.4	19.6	19.7	19.6	0.7	20.6	19.8	20.0	20.1	19.9	1.4	20.6	
		100	0	19.5	19.6	19.5	19.5	0.7	20.6	19.9	20.0	20.1	19.9	1.4	20.6	
		16QAM	1	0	20.0	20.2	20.2	20.2	0	21.3	21.1	21.3	21.3	21.1	0	22.0
			1	37	20.0	20.2	20.4	20.1	0	21.3	21.0	21.4	21.4	21.2	0	22.0
	1		74	20.2	20.2	20.2	20.2	0	21.3	21.1	21.3	21.4	21.2	0	22.0	
	36		0	20.2	20.3	20.4	20.3	0	21.3	21.2	21.4	21.4	21.3	0	22.0	
	36		20	20.2	20.2	20.4	20.3	0	21.3	21.2	21.5	21.4	21.3	0	22.0	
	36		39	20.2	20.3	20.3	20.2	0	21.3	21.2	21.4	21.4	21.2	0	22.0	
	75		0	20.1	20.2	20.3	20.2	0	21.3	21.2	21.3	21.4	21.3	0	22.0	
	64QAM		1	0	19.9	20.0	20.4	20.2	0	21.3	21.2	21.2	21.4	21.0	0	22.0
			1	37	20.1	19.8	20.4	20.3	0	21.3	20.9	21.4	21.4	21.0	0	22.0
			1	74	19.9	20.2	20.0	20.1	0	21.3	21.1	21.5	21.0	21.1	0	22.0
		36	0	20.1	20.2	20.3	20.3	0	21.3	21.2	21.4	21.4	21.3	0	22.0	
		36	20	20.1	20.3	20.3	20.2	0	21.3	21.2	21.4	21.4	21.3	0	22.0	
	256QAM	36	39	20.2	20.3	20.3	20.1	0	21.3	21.2	21.4	21.4	21.3	0	22.0	
		75	0	20.1	20.3	20.2	20.2	0	21.3	21.2	21.3	21.5	21.2	0	22.0	
		1	0	20.1	19.8	20.2	20.0	0	21.3	21.1	21.3	21.2	21.0	0	22.0	
		1	37	20.2	19.8	20.4	20.4	0	21.3	21.3	21.4	21.3	21.0	0	22.0	
		1	74	19.8	19.9	20.3	20.2	0	21.3	21.1	21.5	21.7	21.0	0	22.0	
		36	0	20.1	20.2	20.3	20.2	0	21.3	21.2	21.4	21.4	21.2	0	22.0	
		36	20	20.2	20.3	20.4	20.3	0	21.3	21.2	21.4	21.4	21.2	0	22.0	
		36	39	20.1	20.3	20.4	20.2	0	21.3	21.2	21.4	21.4	21.2	0	22.0	
75		0	20.1	20.2	20.3	20.2	0	21.3	21.2	21.4	21.4	21.3	0	22.0		
256QAM	1	0	19.5	19.4	19.7	19.4	0.7	20.6	19.5	19.8	20.1	19.8	1.4	20.6		
	1	37	19.3	19.5	19.8	19.4	0.7	20.6	19.9	19.8	20.0	19.9	1.4	20.6		
	1	74	19.4	19.6	19.8	19.2	0.7	20.6	19.7	20.3	20.0	20.0	1.4	20.6		
	36	0	19.4	19.4	19.7	19.6	0.7	20.6	19.8	20.0	20.0	19.8	1.4	20.6		
	36	20	19.4	19.5	19.6	19.5	0.7	20.6	19.8	20.0	20.0	19.9	1.4	20.6		
	36	39	19.4	19.6	19.7	19.5	0.7	20.6	19.8	20.0	20.0	19.9	1.4	20.6		
75	0	19.4	19.5	19.6	19.6	0.7	20.6	19.8	20.0	20.0	19.9	1.4	20.6			

LTE Band 48 Measured Results (ANT8) (continued)

BW (MHz)	Mode	RB Allocation	RB Offset	Mode A Power (dBm)						Mode B Power (dBm)						
				55290	55757	56223	56690	MPR	Max Power	55290	55757	56223	56690	MPR	Max Power	
				3555 MHz	3601.7 MHz	3648.3 MHz	3695 MHz			3555 MHz	3601.7 MHz	3648.3 MHz	3695 MHz			
10	QPSK	1	0	20.2	20.4	20.5	20.4	0	21.3	21.3	21.6	21.5	21.4	0	22.0	
		1	25	20.3	20.4	20.5	20.4	0	21.3	21.3	21.6	21.6	21.4	0	22.0	
		1	49	20.2	20.4	20.4	20.3	0	21.3	21.3	21.6	21.5	21.4	0	22.0	
		25	0	20.3	20.4	20.5	20.4	0	21.3	21.3	21.6	21.6	21.4	0	22.0	
		25	12	20.3	20.4	20.5	20.4	0	21.3	21.4	21.6	21.6	21.5	0	22.0	
		25	25	20.3	20.4	20.5	20.4	0	21.3	21.3	21.6	21.6	21.5	0	22.0	
	16QAM	50	0	20.3	20.4	20.5	20.4	0	21.3	21.4	21.6	21.6	21.4	0	22.0	
		1	0	20.3	20.3	20.5	20.2	0	21.3	21.3	21.5	21.5	21.4	0	22.0	
		1	25	20.3	20.3	20.6	20.2	0	21.3	21.3	21.6	21.5	21.4	0	22.0	
		1	49	20.3	20.3	20.6	20.3	0	21.3	21.3	21.6	21.5	21.4	0	22.0	
		25	0	20.3	20.4	20.5	20.4	0	21.3	21.4	21.6	21.6	21.4	0	22.0	
		25	12	20.3	20.4	20.5	20.4	0	21.3	21.4	21.6	21.6	21.5	0	22.0	
	64QAM	25	25	20.3	20.4	20.5	20.4	0	21.3	21.4	21.6	21.6	21.5	0	22.0	
		50	0	20.3	20.4	20.5	20.4	0	21.3	21.4	21.6	21.6	21.4	0	22.0	
		1	0	20.3	20.4	20.5	20.4	0	21.3	21.3	21.6	21.6	21.4	0	22.0	
		1	25	20.3	20.4	20.5	20.4	0	21.3	21.4	21.5	21.6	21.5	0	22.0	
		1	49	20.3	20.4	20.4	20.4	0	21.3	21.4	21.5	21.5	21.4	0	22.0	
		25	0	20.3	20.4	20.5	20.4	0	21.3	21.4	21.6	21.6	21.4	0	22.0	
	256QAM	25	12	20.3	20.4	20.5	20.4	0	21.3	21.4	21.6	21.6	21.5	0	22.0	
		25	25	20.3	20.4	20.5	20.4	0	21.3	21.4	21.6	21.6	21.5	0	22.0	
		50	0	20.3	20.4	20.5	20.4	0	21.3	21.4	21.6	21.6	21.4	0	22.0	
		1	0	19.5	19.6	19.7	19.6	0.7	20.6	19.9	20.1	20.1	20.0	1.4	20.6	
		1	25	19.6	19.7	19.7	19.7	0.7	20.6	19.9	20.1	20.1	20.0	1.4	20.6	
		1	49	19.5	19.6	19.7	19.6	0.7	20.6	19.9	20.1	20.1	19.9	1.4	20.6	
	5	QPSK	25	0	19.6	19.7	19.8	19.7	0.7	20.6	20.0	20.2	20.2	20.0	1.4	20.6
			25	12	19.6	19.7	19.8	19.8	0.7	20.6	20.0	20.2	20.2	20.1	1.4	20.6
			25	25	19.6	19.7	19.8	19.7	0.7	20.6	20.0	20.2	20.2	20.1	1.4	20.6
			50	0	19.6	19.7	19.8	19.7	0.7	20.6	20.0	20.2	20.2	20.0	1.4	20.6
			1	0	20.3	20.1	20.4	20.3	0	21.3	21.4	21.5	21.6	21.4	0	22.0
			1	12	20.2	20.2	20.3	20.2	0	21.3	21.4	21.6	21.6	21.4	0	22.0
16QAM		1	24	20.3	20.2	20.4	20.3	0	21.3	21.3	21.5	21.5	21.4	0	22.0	
		12	0	20.2	20.1	20.2	20.2	0	21.3	21.4	21.6	21.6	21.4	0	22.0	
		12	7	20.1	20.1	20.3	20.2	0	21.3	21.4	21.6	21.6	21.5	0	22.0	
		12	13	20.2	20.1	20.3	20.2	0	21.3	21.4	21.6	21.5	21.4	0	22.0	
		25	0	20.2	20.2	20.3	20.1	0	21.3	21.4	21.6	21.6	21.4	0	22.0	
		25	12	20.3	20.2	20.4	20.4	0	21.3	21.4	21.5	21.6	21.4	0	22.0	
64QAM		1	24	20.5	20.6	20.3	20.5	0	21.3	21.3	21.5	21.5	21.4	0	22.0	
		12	0	20.2	20.1	20.4	20.1	0	21.3	21.3	21.6	21.6	21.5	0	22.0	
		12	7	20.2	20.2	20.5	20.2	0	21.3	21.4	21.6	21.5	21.6	0	22.0	
		12	13	20.2	20.2	20.5	20.3	0	21.3	21.4	21.6	21.5	21.5	0	22.0	
		25	0	20.1	20.2	20.2	20.1	0	21.3	21.4	21.6	21.6	21.4	0	22.0	
		25	12	20.2	20.2	20.4	20.4	0	21.3	21.4	21.5	21.6	21.4	0	22.0	
256QAM		1	0	20.1	20.1	20.5	20.6	0	21.3	21.4	21.5	21.7	21.3	0	22.0	
		1	12	20.4	20.3	20.1	20.5	0	21.3	21.4	21.5	21.7	21.4	0	22.0	
		1	24	20.3	20.4	20.3	20.3	0	21.3	21.3	21.5	21.6	21.3	0	22.0	
		12	0	20.1	20.1	20.3	20.1	0	21.3	21.4	21.6	21.6	21.4	0	22.0	
		12	7	20.3	20.1	20.4	20.2	0	21.3	21.4	21.6	21.6	21.4	0	22.0	
		12	13	20.2	20.2	20.5	20.3	0	21.3	21.4	21.6	21.6	21.4	0	22.0	
256QAM		25	0	20.2	20.2	20.3	20.2	0	21.3	21.4	21.6	21.6	21.4	0	22.0	
		1	0	19.4	19.3	19.6	19.3	0.7	20.6	19.9	20.1	20.2	19.9	1.4	20.6	
		1	12	19.3	19.3	19.9	19.7	0.7	20.6	19.9	20.2	20.2	20.0	1.4	20.6	
		1	24	19.7	19.5	19.6	19.7	0.7	20.6	19.9	20.2	20.2	20.0	1.4	20.6	
		12	0	19.5	19.4	19.6	19.5	0.7	20.6	20.0	20.2	20.2	20.0	1.4	20.6	
		12	7	19.4	19.6	19.6	19.5	0.7	20.6	20.0	20.2	20.2	20.0	1.4	20.6	

LTE Band 48 Measured Results (ANT9)

BW (MHz)	Mode	RB Allocation	RB Offset	Mode A Power (dBm)						Mode B Power (dBm)					
				55340	55773	56207	56640	MPR	Max Power	55340	55773	56207	56640	MPR	Max Power
				3560 MHz	3603.3 MHz	3646.7 MHz	3690 MHz			3560 MHz	3603.3 MHz	3646.7 MHz	3690 MHz		
20	QPSK	1	0	23.4	23.4	23.4	23.5	0	24.1	20.4	20.4	20.4	20.4	0	21.1
		1	49	23.4	23.4	23.4	23.5	0	24.1	20.4	20.4	20.4	20.4	0	21.1
		1	99	23.4	23.5	23.4	23.5	0	24.1	20.4	20.4	20.4	20.4	0	21.1
		50	0	23.5	23.5	23.4	23.5	0	24.1	20.5	20.5	20.4	20.5	0	21.1
		50	24	23.5	23.5	23.5	23.5	0	24.1	20.5	20.5	20.5	20.5	0	21.1
		50	50	23.5	23.5	23.5	23.6	0	24.1	20.5	20.5	20.5	20.5	0	21.1
	100	0	23.5	23.5	23.5	23.5	0	24.1	20.5	20.5	20.5	20.5	0	21.1	
	16QAM	1	0	22.6	22.9	23.1	22.8	0	24.1	20.3	20.3	20.1	20.5	0	21.1
		1	49	23.0	23.0	23.0	22.9	0	24.1	20.3	20.6	20.1	20.5	0	21.1
		1	99	23.1	22.9	23.0	22.9	0	24.1	19.8	20.0	20.3	20.5	0	21.1
		50	0	22.8	22.8	23.0	23.1	0.1	24.0	20.1	20.2	20.1	20.2	0	21.1
		50	24	22.9	22.9	23.2	22.8	0.1	24.0	20.2	20.2	20.1	20.2	0	21.1
		50	50	22.9	22.8	23.1	22.8	0.1	24.0	20.2	20.1	20.1	20.2	0	21.1
	100	0	22.9	22.7	23.1	22.9	0.1	24.0	20.2	20.2	20.1	20.2	0	21.1	
	64QAM	1	0	22.7	23.0	23.2	23.0	0.1	24.0	20.3	20.2	19.8	20.3	0	21.1
		1	49	22.7	23.0	23.0	23.3	0.1	24.0	20.1	20.5	20.3	20.4	0	21.1
		1	99	22.6	22.8	23.1	23.2	0.1	24.0	20.0	20.3	20.2	20.2	0	21.1
		50	0	21.8	21.8	22.0	22.0	1.1	23.0	20.2	20.2	20.0	20.2	0	21.1
		50	24	22.0	21.9	22.1	22.1	1.1	23.0	20.1	20.2	20.2	20.3	0	21.1
		50	50	21.9	21.8	22.2	22.1	1.1	23.0	20.1	20.2	20.1	20.3	0	21.1
	100	0	21.9	21.8	22.2	22.2	1.1	23.0	20.1	20.2	20.1	20.2	0	21.1	
	256QAM	1	0	20.4	20.1	20.3	20.2	3.1	21.0	20.0	20.1	20.2	20.2	0.1	21.0
		1	49	19.8	19.9	20.4	20.2	3.1	21.0	19.6	20.1	20.2	20.3	0.1	21.0
		1	99	20.3	19.9	20.1	20.2	3.1	21.0	20.2	20.1	20.0	20.2	0.1	21.0
50		0	19.9	20.0	20.1	20.1	3.1	21.0	20.1	20.1	20.0	20.1	0.1	21.0	
50		24	19.9	20.0	20.1	20.2	3.1	21.0	20.1	20.1	20.0	20.1	0.1	21.0	
50		50	19.8	19.9	20.1	20.2	3.1	21.0	20.1	20.1	20.0	20.2	0.1	21.0	
100	0	20.0	19.9	20.1	20.1	3.1	21.0	20.0	20.1	20.0	20.1	0.1	21.0		
15	QPSK	1	0	22.8	22.7	23.2	23.2	0	24.1	20.0	20.1	20.2	20.3	0	21.1
		1	37	22.9	23.1	23.1	22.9	0	24.1	19.9	20.1	20.2	20.2	0	21.1
		1	74	22.8	22.7	23.1	22.9	0	24.1	20.0	20.1	20.1	20.2	0	21.1
		36	0	23.0	22.9	23.1	22.9	0	24.1	20.1	20.1	20.1	20.2	0	21.1
		36	20	23.0	22.9	23.2	23.0	0	24.1	20.1	20.2	20.3	20.4	0	21.1
		36	39	23.0	23.0	23.2	23.0	0	24.1	20.1	20.1	20.2	20.3	0	21.1
	75	0	23.0	22.9	23.2	22.9	0	24.1	20.1	20.2	20.2	20.3	0	21.1	
	16QAM	1	0	22.8	22.7	23.5	23.0	0	24.1	20.1	20.1	20.1	20.4	0	21.1
		1	37	22.6	22.6	23.1	23.2	0	24.1	20.3	19.9	20.1	20.0	0	21.1
		1	74	22.7	22.5	23.0	22.8	0	24.1	20.0	20.0	20.4	20.2	0	21.1
		36	0	22.8	22.8	23.1	22.8	0.1	24.0	20.2	20.2	20.2	20.2	0	21.1
		36	20	23.0	22.8	23.1	23.0	0.1	24.0	20.2	20.2	20.2	20.3	0	21.1
		36	39	22.8	22.8	23.1	22.9	0.1	24.0	20.1	20.1	20.2	20.3	0	21.1
	75	0	23.0	22.8	23.1	22.9	0.1	24.0	20.2	20.3	20.3	20.3	0	21.1	
	64QAM	1	0	22.9	22.7	23.1	23.0	0.1	24.0	19.9	20.0	20.1	20.4	0	21.1
		1	37	22.7	22.8	23.2	22.9	0.1	24.0	20.0	20.0	20.0	20.4	0	21.1
		1	74	23.2	22.7	22.9	22.9	0.1	24.0	20.0	20.0	20.1	19.9	0	21.1
		36	0	21.8	21.8	22.0	21.9	1.1	23.0	20.1	20.2	20.1	20.2	0	21.1
		36	20	21.8	21.9	22.1	22.0	1.1	23.0	20.1	20.2	20.2	20.2	0	21.1
		36	39	21.9	21.8	22.1	22.0	1.1	23.0	20.1	20.2	20.2	20.3	0	21.1
	75	0	21.9	21.9	22.1	22.0	1.1	23.0	20.1	20.2	20.2	20.3	0	21.1	
	256QAM	1	0	19.9	20.0	20.1	19.9	3.1	21.0	19.8	19.9	20.2	20.1	0.1	21.0
		1	37	19.9	19.9	19.7	20.2	3.1	21.0	20.3	19.8	20.2	20.1	0.1	21.0
		1	74	19.6	20.0	20.3	19.7	3.1	21.0	20.2	20.0	20.1	20.1	0.1	21.0
36		0	19.8	19.9	20.0	19.9	3.1	21.0	20.0	20.1	20.1	20.2	0.1	21.0	
36		20	19.9	19.8	20.2	20.0	3.1	21.0	20.1	20.2	20.2	20.2	0.1	21.0	
36		39	19.8	19.8	20.1	20.1	3.1	21.0	20.1	20.1	20.2	20.2	0.1	21.0	
75	0	19.9	19.9	20.1	20.0	3.1	21.0	20.0	20.1	20.1	20.3	0.1	21.0		

LTE Band 48 Measured Results (ANT9) (continued)

BW (MHz)	Mode	RB Allocation	RB Offset	Mode A Power (dBm)						Mode B Power (dBm)					
				55290	55757	56223	56690	MPR	Max Power	55290	55757	56223	56690	MPR	Max Power
				3555 MHz	3601.7 MHz	3648.3 MHz	3695 MHz			3555 MHz	3601.7 MHz	3648.3 MHz	3695 MHz		
10	QPSK	1	0	23.0	23.1	23.2	23.1	0	24.1	20.2	20.3	20.4	20.4	0	21.1
		1	25	23.1	23.1	23.3	23.1	0	24.1	20.3	20.3	20.4	20.5	0	21.1
		1	49	23.1	23.0	23.2	23.1	0	24.1	20.2	20.3	20.4	20.4	0	21.1
		25	0	23.1	23.1	23.3	23.1	0	24.1	20.3	20.3	20.4	20.4	0	21.1
		25	12	23.2	23.1	23.3	23.1	0	24.1	20.3	20.3	20.4	20.4	0	21.1
		25	25	23.2	23.1	23.3	23.2	0	24.1	20.3	20.3	20.5	20.5	0	21.1
	16QAM	50	0	23.1	23.1	23.3	23.1	0	24.1	20.3	20.3	20.4	20.4	0	21.1
		1	0	23.2	23.0	23.4	23.0	0	24.1	20.4	20.1	20.5	20.3	0	21.1
		1	25	23.2	23.1	23.4	23.1	0	24.1	20.3	20.2	20.5	20.4	0	21.1
		1	49	23.2	23.1	23.3	23.1	0	24.1	20.4	20.3	20.5	20.4	0	21.1
		25	0	23.0	23.0	23.2	23.0	0.1	24.0	20.3	20.3	20.4	20.4	0	21.1
		25	12	23.1	23.0	23.2	23.0	0.1	24.0	20.3	20.3	20.4	20.4	0	21.1
	64QAM	25	25	23.0	23.0	23.2	23.1	0.1	24.0	20.3	20.3	20.5	20.4	0	21.1
		50	0	23.0	23.0	23.1	23.0	0.1	24.0	20.3	20.3	20.4	20.4	0	21.1
		1	0	23.0	23.0	23.1	23.1	0.1	24.0	20.2	20.3	20.3	20.4	0	21.1
		1	25	23.0	23.0	23.2	23.2	0.1	24.0	20.2	20.3	20.4	20.4	0	21.1
		1	49	23.0	23.0	23.1	23.1	0.1	24.0	20.2	20.3	20.4	20.4	0	21.1
		25	0	22.0	22.0	22.1	22.1	1.1	23.0	20.3	20.3	20.3	20.4	0	21.1
	256QAM	25	12	22.1	22.1	22.2	22.1	1.1	23.0	20.3	20.3	20.4	20.4	0	21.1
		25	25	22.0	22.0	22.2	22.2	1.1	23.0	20.3	20.3	20.4	20.4	0	21.1
		50	0	22.0	22.0	22.1	22.1	1.1	23.0	20.3	20.3	20.4	20.4	0	21.1
		1	0	19.9	20.0	20.1	20.0	3.1	21.0	20.1	20.1	20.2	20.2	0.1	21.0
		1	25	20.0	20.1	20.2	20.1	3.1	21.0	20.1	20.2	20.2	20.4	0.1	21.0
		1	49	19.9	20.0	20.2	20.1	3.1	21.0	20.1	20.1	20.2	20.3	0.1	21.0
	5	QPSK	25	0	20.0	20.1	20.1	20.1	3.1	21.0	20.2	20.2	20.3	20.3	0.1
25			12	20.1	20.1	20.2	20.1	3.1	21.0	20.2	20.2	20.3	20.3	0.1	21.0
25			25	20.0	20.1	20.2	20.2	3.1	21.0	20.2	20.2	20.3	20.3	0.1	21.0
50			0	20.0	20.1	20.1	20.1	3.1	21.0	20.2	20.2	20.3	20.3	0.1	21.0
1			0	20.0	20.1	20.1	20.1	3.1	21.0	20.2	20.2	20.3	20.3	0.1	21.0
1			25	20.0	20.1	20.2	20.1	3.1	21.0	20.1	20.1	20.2	20.2	0.1	21.0
16QAM		1	0	23.1	23.0	23.3	23.1	0	24.1	20.2	20.3	20.3	20.4	0	21.1
		1	12	23.2	23.1	23.5	23.2	0	24.1	20.3	20.3	20.3	20.5	0	21.1
		1	24	23.1	23.0	23.3	23.1	0	24.1	20.3	20.3	20.2	20.4	0	21.1
		12	0	23.2	23.1	23.4	23.2	0	24.1	20.3	20.3	20.2	20.5	0	21.1
		12	7	23.2	23.1	23.5	23.3	0	24.1	20.3	20.3	20.1	20.5	0	21.1
		12	13	23.2	23.1	23.4	23.2	0	24.1	20.3	20.3	20.1	20.5	0	21.1
64QAM		25	0	23.2	23.1	23.3	23.2	0	24.1	20.3	20.3	20.2	20.5	0	21.1
		1	0	23.2	23.0	23.3	23.1	0	24.1	20.3	20.3	20.2	20.4	0	21.1
		1	12	23.2	23.2	23.4	23.2	0	24.1	20.3	20.4	20.3	20.5	0	21.1
		1	24	23.1	23.1	23.3	23.1	0	24.1	20.3	20.3	20.4	20.4	0	21.1
		12	0	23.1	23.0	23.3	23.1	0.1	24.0	20.4	20.3	20.4	20.4	0	21.1
		12	7	23.1	23.0	23.4	23.1	0.1	24.0	20.4	20.3	20.3	20.5	0	21.1
256QAM		12	13	23.0	23.0	23.4	23.1	0.1	24.0	20.4	20.4	20.3	20.5	0	21.1
		25	0	23.0	23.0	23.3	23.1	0.1	24.0	20.3	20.3	20.2	20.4	0	21.1
		1	0	23.0	23.0	23.3	23.1	0.1	24.0	20.2	20.3	20.1	20.4	0	21.1
		1	12	23.1	23.0	23.3	23.2	0.1	24.0	20.3	20.3	20.2	20.5	0	21.1
		1	24	23.0	23.0	23.3	23.1	0.1	24.0	20.3	20.3	20.3	20.4	0	21.1
		12	0	22.0	22.0	22.2	22.2	1.1	23.0	20.3	20.3	20.2	20.4	0	21.1
256QAM		12	7	22.1	22.0	22.3	22.2	1.1	23.0	20.3	20.3	20.2	20.5	0	21.1
	12	13	22.0	22.0	22.3	22.2	1.1	23.0	20.3	20.3	20.1	20.5	0	21.1	
	25	0	22.0	22.0	22.2	22.2	1.1	23.0	20.3	20.3	20.2	20.5	0	21.1	
	1	0	20.0	20.0	20.2	20.2	3.1	21.0	20.1	20.2	20.2	20.3	0.1	21.0	
	1	12	20.0	20.0	20.3	20.2	3.1	21.0	20.2	20.2	20.1	20.4	0.1	21.0	
	1	24	20.0	20.0	20.2	20.2	3.1	21.0	20.1	20.1	20.1	20.3	0.1	21.0	
256QAM	12	0	20.0	20.0	20.2	20.2	3.1	21.0	20.2	20.2	20.2	20.4	0.1	21.0	
	12	7	20.1	20.1	20.3	20.2	3.1	21.0	20.2	20.2	20.1	20.4	0.1	21.0	
	12	13	20.0	20.1	20.3	20.2	3.1	21.0	20.2	20.2	20.1	20.4	0.1	21.0	
	12	13	20.0	20.1	20.3	20.2	3.1	21.0	20.2	20.2	20.1	20.4	0.1	21.0	
	25	0	20.1	20.0	20.2	20.1	3.1	21.0	20.2	20.2	20.1	20.4	0.1	21.0	

LTE Band 48 Measured Results (ANT4)

BW (MHz)	Mode	RB Allocation	RB Offset	Mode A Power (dBm)						Mode B Power (dBm)						
				55340	55773	56207	56640	MPR	Max Power	55340	55773	56207	56640	MPR	Max Power	
				3560 MHz	3603.3 MHz	3646.7 MHz	3690 MHz			3560 MHz	3603.3 MHz	3646.7 MHz	3690 MHz			
20	QPSK	1	0	24.1	24.2	24.3	24.2	0	25.2	23.9	23.9	23.9	23.9	0	24.8	
		1	49	24.2	24.2	24.3	24.2	0	25.2	23.7	24.0	24.0	23.8	0	24.8	
		1	99	24.2	24.2	24.2	24.0	0	25.2	23.8	24.0	23.8	23.8	0	24.8	
		50	0	23.2	23.3	23.3	23.2	1	24.2	23.3	23.3	23.4	23.2	0.6	24.2	
		50	24	23.2	23.3	23.3	23.2	1	24.2	23.4	23.4	23.5	23.4	0.6	24.2	
		50	50	23.2	23.3	23.4	23.2	1	24.2	23.4	23.4	23.5	23.3	0.6	24.2	
	16QAM	100	0	23.2	23.3	23.3	23.2	1	24.2	23.3	23.4	23.4	23.4	0.6	24.2	
		1	0	23.6	23.6	23.3	23.4	1	24.2	23.5	23.6	23.4	23.3	0.6	24.2	
		1	49	23.8	23.7	23.5	23.5	1	24.2	23.6	23.5	23.4	23.6	0.6	24.2	
		1	99	23.6	23.5	23.3	23.3	1	24.2	23.4	23.8	23.5	23.3	0.6	24.2	
		50	0	22.5	22.4	22.4	22.4	2	23.2	22.3	22.4	22.4	22.4	1.6	23.2	
		50	24	22.5	22.4	22.4	22.4	2	23.2	22.4	22.5	22.5	22.3	1.6	23.2	
	64QAM	50	50	22.5	22.5	22.4	22.4	2	23.2	22.3	22.4	22.6	22.3	1.6	23.2	
		100	0	22.5	22.5	22.4	22.3	2	23.2	22.4	22.4	22.5	22.3	1.6	23.2	
		1	0	22.4	22.3	22.3	22.3	2	23.2	22.6	22.4	22.5	22.2	1.6	23.2	
		1	49	22.6	22.3	22.3	22.3	2	23.2	22.5	22.6	22.3	22.2	1.6	23.2	
		1	99	22.4	22.3	22.3	22.2	2	23.2	22.4	22.0	22.5	22.3	1.6	23.2	
		50	0	21.5	21.4	21.3	21.4	3	22.2	21.3	21.3	21.4	21.3	2.6	22.2	
	256QAM	50	24	21.5	21.4	21.4	21.3	3	22.2	21.3	21.4	21.5	21.3	2.6	22.2	
		50	50	21.5	21.4	21.3	21.3	3	22.2	21.3	21.4	21.4	21.3	2.6	22.2	
		100	0	21.5	21.4	21.4	21.3	3	22.2	21.3	21.3	21.4	21.3	2.6	22.2	
		1	0	19.5	19.4	19.3	19.4	5	20.2	19.3	19.5	19.3	19.3	4.6	20.2	
		1	49	19.5	19.3	19.3	19.3	5	20.2	19.2	19.4	19.6	19.4	4.6	20.2	
		1	99	19.5	19.4	19.4	19.3	5	20.2	19.2	19.3	19.5	19.5	4.6	20.2	
	15	QPSK	50	0	19.5	19.4	19.3	19.3	5	20.2	19.4	19.4	19.5	19.3	4.6	20.2
			50	24	19.5	19.4	19.3	19.3	5	20.2	19.3	19.3	19.5	19.3	4.6	20.2
			50	50	19.5	19.4	19.3	19.3	5	20.2	19.2	19.4	19.5	19.3	4.6	20.2
			100	0	19.5	19.4	19.3	19.3	5	20.2	19.4	19.3	19.4	19.3	4.6	20.2
			1	0	24.4	24.3	24.3	24.3	0	25.2	23.8	23.8	23.9	23.9	0	24.8
			1	37	24.4	24.3	24.3	24.3	0	25.2	23.8	23.8	23.9	23.9	0	24.8
16QAM		1	74	24.4	24.3	24.2	24.3	0	25.2	23.8	23.8	24.1	23.8	0	24.8	
		36	0	23.5	23.4	23.4	23.3	1	24.2	23.3	23.3	23.4	23.4	0.6	24.2	
		36	20	23.4	23.4	23.3	23.3	1	24.2	23.4	23.3	23.5	23.4	0.6	24.2	
		36	39	23.4	23.4	23.4	23.3	1	24.2	23.3	23.3	23.4	23.3	0.6	24.2	
		75	0	23.4	23.4	23.3	23.3	1	24.2	23.3	23.3	23.5	23.4	0.6	24.2	
		1	0	23.4	23.2	23.1	23.3	1	24.2	23.2	23.3	23.2	23.1	0.6	24.2	
64QAM		1	37	23.4	23.3	23.2	23.3	1	24.2	23.4	23.5	23.5	23.0	0.6	24.2	
		1	74	23.3	23.2	23.2	23.2	1	24.2	23.3	23.2	23.6	23.3	0.6	24.2	
		36	0	22.5	22.4	22.3	22.3	2	23.2	22.3	22.3	22.4	22.4	1.6	23.2	
		36	20	22.4	22.4	22.4	22.3	2	23.2	22.4	22.3	22.5	22.3	1.6	23.2	
		36	39	22.4	22.4	22.3	22.3	2	23.2	22.3	22.4	22.4	22.3	1.6	23.2	
		75	0	22.4	22.4	22.4	22.3	2	23.2	22.2	22.4	22.5	22.4	1.6	23.2	
256QAM		1	0	22.3	22.2	22.2	22.3	2	23.2	22.1	22.2	22.3	22.3	1.6	23.2	
		1	37	22.4	22.3	22.3	22.4	2	23.2	22.1	22.5	22.2	22.2	1.6	23.2	
		1	74	22.3	22.3	22.2	22.2	2	23.2	22.1	22.3	22.1	22.2	1.6	23.2	
		36	0	21.4	21.3	21.4	21.3	3	22.2	21.3	21.4	21.4	21.4	2.6	22.2	
		36	20	21.4	21.4	21.3	21.3	3	22.2	21.5	21.4	21.5	21.3	2.6	22.2	
		36	39	21.4	21.4	21.4	21.3	3	22.2	21.4	21.3	21.5	21.2	2.6	22.2	
256QAM		75	0	21.4	21.3	21.3	21.3	3	22.2	21.2	21.3	21.5	21.3	2.6	22.2	
		1	0	19.3	19.2	19.3	19.3	5	20.2	19.3	19.4	19.2	19.1	4.6	20.2	
		1	37	19.3	19.2	19.3	19.3	5	20.2	19.4	19.4	19.4	19.2	4.6	20.2	
		1	74	19.3	19.3	19.3	19.3	5	20.2	19.2	19.2	19.6	19.3	4.6	20.2	
		36	0	19.4	19.3	19.3	19.3	5	20.2	19.4	19.3	19.4	19.3	4.6	20.2	
		36	20	19.4	19.3	19.3	19.3	5	20.2	19.4	19.4	19.4	19.3	4.6	20.2	
256QAM	36	39	19.4	19.3	19.3	19.3	5	20.2	19.3	19.3	19.4	19.3	4.6	20.2		
	75	0	19.4	19.3	19.3	19.3	5	20.2	19.3	19.4	19.4	19.3	4.6	20.2		

LTE Band 48 Measured Results (ANT4) (continued)

BW (MHz)	Mode	RB Allocation	RB Offset	Mode A Power (dBm)						Mode B Power (dBm)							
				55290	55757	56223	56690	MPR	Max Power	55290	55757	56223	56690	MPR	Max Power		
				3555 MHz	3601.7 MHz	3648.3 MHz	3695 MHz			3555 MHz	3601.7 MHz	3648.3 MHz	3695 MHz				
10	QPSK	1	0	24.5	24.5	24.5	24.5	0	25.2	24.1	24.1	24.2	24.1	0	24.8		
		1	25	24.6	24.5	24.5	24.5	0	25.2	24.1	24.1	24.2	24.1	0	24.8		
		1	49	24.5	24.5	24.4	24.4	0	25.2	24.0	24.1	24.2	24.1	0	24.8		
		25	0	23.6	23.5	23.5	23.5	1	24.2	23.5	23.5	23.6	23.5	0.6	24.2		
		25	12	23.6	23.5	23.5	23.5	1	24.2	23.5	23.5	23.6	23.5	0.6	24.2		
		25	25	23.6	23.5	23.5	23.4	1	24.2	23.5	23.5	23.6	23.5	0.6	24.2		
	16QAM	50	0	23.6	23.5	23.5	23.5	1	24.2	23.5	23.5	23.6	23.5	0.6	24.2		
		1	0	23.7	23.4	23.5	23.5	1	24.2	23.6	23.4	23.6	23.4	0.6	24.2		
		1	25	23.7	23.5	23.5	23.5	1	24.2	23.5	23.4	23.7	23.5	0.6	24.2		
		1	49	23.6	23.4	23.5	23.4	1	24.2	23.5	23.4	23.7	23.4	0.6	24.2		
		25	0	22.6	22.5	22.4	22.5	2	23.2	22.5	22.5	22.6	22.5	1.6	23.2		
		25	12	22.6	22.5	22.5	22.5	2	23.2	22.5	22.5	22.6	22.5	1.6	23.2		
	64QAM	25	25	22.6	22.5	22.5	22.5	2	23.2	22.5	22.5	22.6	22.5	1.6	23.2		
		50	0	22.6	22.5	22.5	22.4	2	23.2	22.5	22.5	22.6	22.5	1.6	23.2		
		1	0	22.6	22.4	22.4	22.5	2	23.2	22.5	22.4	22.6	22.4	1.6	23.2		
		1	25	22.6	22.4	22.4	22.5	2	23.2	22.5	22.4	22.6	22.4	1.6	23.2		
		1	49	22.6	22.4	22.4	22.4	2	23.2	22.4	22.4	22.5	22.4	1.6	23.2		
		25	0	21.6	21.5	21.4	21.5	3	22.2	21.5	21.5	21.6	21.5	2.6	22.2		
	256QAM	25	12	21.6	21.5	21.5	21.5	3	22.2	21.5	21.5	21.6	21.5	2.6	22.2		
		25	25	21.5	21.5	21.5	21.5	3	22.2	21.5	21.5	21.6	21.5	2.6	22.2		
		50	0	21.5	21.5	21.5	21.4	3	22.2	21.5	21.5	21.6	21.5	2.6	22.2		
		1	0	19.4	19.4	19.3	19.5	5	20.2	19.4	19.3	19.5	19.3	4.6	20.2		
		1	25	19.5	19.5	19.4	19.5	5	20.2	19.4	19.4	19.6	19.4	4.6	20.2		
		1	49	19.4	19.5	19.4	19.4	5	20.2	19.4	19.5	19.5	19.3	4.6	20.2		
	5	QPSK	25	0	19.5	19.4	19.4	19.4	5	20.2	19.5	19.5	19.6	19.4	4.6	20.2	
			25	12	19.5	19.5	19.5	19.5	5	20.2	19.5	19.5	19.6	19.5	4.6	20.2	
			25	25	19.5	19.5	19.5	19.4	5	20.2	19.5	19.5	19.6	19.5	4.6	20.2	
			50	0	19.5	19.5	19.4	19.4	5	20.2	19.5	19.5	19.6	19.5	4.6	20.2	
			16QAM	1	0	24.5	24.4	24.5	24.4	0	25.2	24.0	24.0	24.2	24.0	0	24.8
				1	12	24.6	24.6	24.6	24.5	0	25.2	24.1	24.1	24.2	24.1	0	24.8
1		24		24.5	24.4	24.4	24.3	0	25.2	24.0	24.0	24.1	24.0	0	24.8		
12		0		23.6	23.4	23.5	23.4	1	24.2	23.4	23.4	23.7	23.5	0.6	24.2		
12		7		23.6	23.5	23.5	23.4	1	24.2	23.5	23.6	23.6	23.5	0.6	24.2		
12		13		23.6	23.5	23.5	23.4	1	24.2	23.5	23.5	23.6	23.5	0.6	24.2		
64QAM		25	0	23.5	23.4	23.4	23.4	1	24.2	23.5	23.5	23.6	23.5	0.6	24.2		
		1	0	23.6	23.5	23.6	23.4	1	24.2	23.4	23.5	23.6	23.5	0.6	24.2		
		1	12	23.7	23.6	23.7	23.5	1	24.2	23.6	23.6	23.6	23.6	0.6	24.2		
		1	24	23.6	23.5	23.6	23.4	1	24.2	23.5	23.5	23.6	23.5	0.6	24.2		
		12	0	22.6	22.5	22.5	22.4	2	23.2	22.5	22.4	22.5	22.5	1.6	23.2		
		12	7	22.6	22.5	22.6	22.5	2	23.2	22.5	22.4	22.6	22.5	1.6	23.2		
256QAM		12	13	22.6	22.5	22.5	22.4	2	23.2	22.5	22.4	22.6	22.5	1.6	23.2		
		25	0	22.5	22.5	22.5	22.4	2	23.2	22.5	22.5	22.6	22.5	1.6	23.2		
		1	0	22.5	22.4	22.4	22.5	2	23.2	22.5	22.5	22.6	22.5	1.6	23.2		
		1	12	22.6	22.5	22.4	22.5	2	23.2	22.6	22.5	22.7	22.6	1.6	23.2		
		1	24	22.5	22.5	22.4	22.5	2	23.2	22.5	22.5	22.6	22.5	1.6	23.2		
		12	0	21.5	21.4	21.5	21.4	3	22.2	21.5	21.5	21.6	21.5	2.6	22.2		
16QAM		12	7	21.6	21.5	21.5	21.5	3	22.2	21.5	21.5	21.6	21.5	2.6	22.2		
		12	13	21.6	21.4	21.5	21.4	3	22.2	21.5	21.5	21.6	21.5	2.6	22.2		
		25	0	21.5	21.4	21.5	21.4	3	22.2	21.5	21.5	21.6	21.5	2.6	22.2		
		1	0	19.4	19.4	19.4	19.3	5	20.2	19.5	19.4	19.5	19.4	4.6	20.2		
		1	12	19.5	19.5	19.4	19.4	5	20.2	19.5	19.6	19.6	19.5	4.6	20.2		
		1	24	19.5	19.4	19.3	19.4	5	20.2	19.4	19.5	19.5	19.4	4.6	20.2		
64QAM		12	0	19.5	19.4	19.5	19.4	5	20.2	19.4	19.5	19.6	19.5	4.6	20.2		
		12	7	19.5	19.5	19.5	19.5	5	20.2	19.5	19.5	19.6	19.5	4.6	20.2		
	12	13	19.5	19.4	19.5	19.4	5	20.2	19.5	19.5	19.5	19.5	4.6	20.2			
	12	7	19.5	19.4	19.5	19.4	5	20.2	19.5	19.5	19.6	19.5	4.6	20.2			
	12	13	19.5	19.4	19.5	19.4	5	20.2	19.5	19.5	19.5	19.5	4.6	20.2			
	25	0	19.5	19.4	19.5	19.4	5	20.2	19.5	19.4	19.6	19.4	4.6	20.2			

LTE Band 53 Measured Results (ANT1)

BW (MHz)	Mode	RB Allocation	RB Offset	Mode A Power (dBm)				Mode B Power (dBm)			
				60197	MPR	Max Power	60197	MPR	Max Power		
				2489.2 MHz			2489.2 MHz				
10	QPSK	1	0	18.8	0	20.7	18.8	0	20.7		
		1	25	18.8	0	20.7	18.8	0	20.7		
		1	49	18.7	0	20.7	18.7	0	20.7		
		25	0	18.8	0	20.7	18.8	0	20.7		
		25	12	18.8	0	20.7	18.8	0	20.7		
		25	25	18.8	0	20.7	18.8	0	20.7		
		50	0	18.8	0	20.7	18.8	0	20.7		
	16QAM	1	0	19.0	0	20.7	19.0	0	20.7		
		1	25	19.1	0	20.7	19.1	0	20.7		
		1	49	19.0	0	20.7	19.0	0	20.7		
		25	0	19.0	0	20.7	19.0	0	20.7		
		25	12	19.1	0	20.7	19.1	0	20.7		
		25	25	19.0	0	20.7	19.0	0	20.7		
		50	0	18.9	0	20.7	18.9	0	20.7		
	64QAM	1	0	18.9	0	20.7	18.9	0	20.7		
		1	25	19.0	0	20.7	19.0	0	20.7		
		1	49	18.9	0	20.7	18.9	0	20.7		
		25	0	18.9	0	20.7	18.9	0	20.7		
		25	12	19.0	0	20.7	19.0	0	20.7		
		25	25	18.9	0	20.7	18.9	0	20.7		
		50	0	18.9	0	20.7	18.9	0	20.7		
	256QAM	1	0	18.8	0	20.7	18.8	0	20.7		
		1	25	19.0	0	20.7	19.0	0	20.7		
		1	49	18.8	0	20.7	18.8	0	20.7		
		25	0	18.9	0	20.7	18.9	0	20.7		
25		12	19.0	0	20.7	19.0	0	20.7			
25		25	18.9	0	20.7	18.9	0	20.7			
50		0	18.9	0	20.7	18.9	0	20.7			
5	Mode	RB Allocation	RB Offset	Mode A Power (dBm)				Mode B Power (dBm)			
60197	MPR	Max Power	60197	MPR	Max Power						
2489.2 MHz			2489.2 MHz								
5	QPSK	1	0	18.8	0	20.7	18.8	0	20.7		
		1	12	19.0	0	20.7	19.0	0	20.7		
		1	24	18.8	0	20.7	18.8	0	20.7		
		12	0	18.9	0	20.7	18.9	0	20.7		
		12	7	19.0	0	20.7	19.0	0	20.7		
		12	13	19.0	0	20.7	19.0	0	20.7		
		25	0	18.9	0	20.7	18.9	0	20.7		
	16QAM	1	0	18.8	0	20.7	18.8	0	20.7		
		1	12	19.0	0	20.7	19.0	0	20.7		
		1	24	18.9	0	20.7	18.9	0	20.7		
		12	0	18.8	0	20.7	18.8	0	20.7		
		12	7	18.8	0	20.7	18.8	0	20.7		
		12	13	18.8	0	20.7	18.8	0	20.7		
		25	0	19.0	0	20.7	19.0	0	20.7		
	64QAM	1	0	18.8	0	20.7	18.8	0	20.7		
		1	12	18.9	0	20.7	18.9	0	20.7		
		1	24	18.8	0	20.7	18.8	0	20.7		
		12	0	19.0	0	20.7	19.0	0	20.7		
		12	7	19.0	0	20.7	19.0	0	20.7		
		12	13	18.9	0	20.7	18.9	0	20.7		
		25	0	19.0	0	20.7	19.0	0	20.7		
	256QAM	1	0	18.8	0	20.7	18.8	0	20.7		
		1	12	18.9	0	20.7	18.9	0	20.7		
		1	24	18.8	0	20.7	18.8	0	20.7		
		12	0	19.0	0	20.7	19.0	0	20.7		
12		7	19.0	0	20.7	19.0	0	20.7			
12		13	19.0	0	20.7	19.0	0	20.7			
25		0	19.0	0	20.7	19.0	0	20.7			

LTE Band 53 Measured Results (ANT1) (continued)

BW (MHz)	Mode	RB Allocation	RB Offset	Mode A Power (dBm)					Mode B Power (dBm)				
				60155	60197	60240	MPR	Max Power	60155	60197	60240	MPR	Max Power
				2485 MHz	2489.2 MHz	2493.5 MHz			2485 MHz	2489.2 MHz	2493.5 MHz		
3	QPSK	1	0	18.9	19.0	18.9	0	20.7	18.9	19.0	18.9	0	20.7
		1	8	19.0	18.7	18.9	0	20.7	19.0	18.7	18.9	0	20.7
		1	14	18.9	19.0	18.8	0	20.7	18.9	19.0	18.8	0	20.7
		8	0	18.7	18.8	19.0	0	20.7	18.7	18.8	19.0	0	20.7
		8	4	18.8	18.8	19.0	0	20.7	18.8	18.8	19.0	0	20.7
		8	7	18.8	18.8	19.0	0	20.7	18.8	18.8	19.0	0	20.7
	16QAM	15	0	18.7	18.7	19.0	0	20.7	18.7	18.7	19.0	0	20.7
		1	0	19.0	18.8	18.8	0	20.7	19.0	18.8	18.8	0	20.7
		1	8	18.8	18.8	19.0	0	20.7	18.8	18.8	19.0	0	20.7
		1	14	18.7	18.8	18.9	0	20.7	18.7	18.8	18.9	0	20.7
		8	0	18.7	18.8	19.0	0	20.7	18.7	18.8	19.0	0	20.7
		8	4	18.8	18.8	18.7	0	20.7	18.8	18.8	18.7	0	20.7
	64QAM	8	7	18.8	18.8	18.7	0	20.7	18.8	18.8	18.7	0	20.7
		15	0	18.7	18.8	19.0	0	20.7	18.7	18.8	19.0	0	20.7
		1	0	18.7	19.0	18.9	0	20.7	18.7	19.0	18.9	0	20.7
		1	8	18.7	18.7	19.0	0	20.7	18.7	18.7	19.0	0	20.7
		1	14	18.9	19.0	18.7	0	20.7	18.9	19.0	18.7	0	20.7
		8	0	18.7	18.8	18.9	0	20.7	18.7	18.8	18.9	0	20.7
	256QAM	8	4	18.8	18.8	19.0	0	20.7	18.8	18.8	19.0	0	20.7
		8	7	18.8	18.8	19.0	0	20.7	18.8	18.8	19.0	0	20.7
		15	0	18.8	18.7	18.7	0	20.7	18.8	18.7	18.7	0	20.7
		1	0	18.7	18.8	18.7	0	20.7	18.7	18.8	18.7	0	20.7
		1	8	18.8	18.7	18.9	0	20.7	18.8	18.7	18.9	0	20.7
		1	14	18.7	18.7	18.8	0	20.7	18.7	18.7	18.8	0	20.7
1.4	QPSK	8	0	18.7	18.8	19.0	0	20.7	18.7	18.8	19.0	0	20.7
		8	4	18.8	18.8	18.7	0	20.7	18.8	18.8	18.7	0	20.7
		8	7	18.7	18.8	18.7	0	20.7	18.7	18.8	18.7	0	20.7
		15	0	18.7	18.7	19.0	0	20.7	18.7	18.7	19.0	0	20.7
		1	0	18.7	18.8	18.8	0	20.7	18.7	18.8	18.8	0	20.7
		1	3	18.7	18.9	19.0	0	20.7	18.7	18.9	19.0	0	20.7
	16QAM	1	5	18.7	18.8	18.9	0	20.7	18.7	18.8	18.9	0	20.7
		3	1	19.0	18.8	19.0	0	20.7	19.0	18.8	19.0	0	20.7
		3	3	18.8	18.8	19.0	0	20.7	18.8	18.8	19.0	0	20.7
		6	0	18.7	18.9	19.0	0	20.7	18.7	18.9	19.0	0	20.7
		1	0	18.8	18.9	18.9	0	20.7	18.8	18.9	18.9	0	20.7
		1	3	18.8	18.9	18.9	0	20.7	18.8	18.9	18.9	0	20.7
	64QAM	1	5	18.7	18.9	18.8	0	20.7	18.7	18.9	18.8	0	20.7
		3	0	18.7	18.9	18.9	0	20.7	18.7	18.9	18.9	0	20.7
		3	1	18.7	18.9	18.9	0	20.7	18.7	18.9	18.9	0	20.7
		3	3	18.8	18.9	18.9	0	20.7	18.8	18.9	18.9	0	20.7
		6	0	18.8	18.9	19.0	0	20.7	18.8	18.9	19.0	0	20.7
		1	0	18.7	18.9	18.9	0	20.7	18.7	18.9	18.9	0	20.7
	256QAM	1	3	18.9	18.9	18.9	0	20.7	18.9	18.9	18.9	0	20.7
		1	5	18.8	19.0	18.9	0	20.7	18.8	19.0	18.9	0	20.7
		3	0	18.8	18.8	18.9	0	20.7	18.8	18.8	18.9	0	20.7
		3	1	18.8	18.7	18.7	0	20.7	18.8	18.7	18.7	0	20.7
		3	3	18.7	19.0	19.0	0	20.7	18.7	19.0	19.0	0	20.7
		6	0	18.8	18.7	18.9	0	20.7	18.8	18.7	18.9	0	20.7

LTE Band 53 Measured Results (ANT2)

BW (MHz)	Mode	RB Allocation	RB Offset	0				Mode B Power (dBm)			
				60197		MPR	Max Power	60197		MPR	Max Power
				2489.2 MHz				2489.2 MHz			
10	QPSK	1	0	19.8		0	20.7	19.8		0	20.7
		1	25	19.9		0	20.7	19.9		0	20.7
		1	49	19.8		0	20.7	19.8		0	20.7
		25	0	19.9		0	20.7	19.9		0	20.7
		25	12	19.9		0	20.7	19.9		0	20.7
		25	25	19.9		0	20.7	19.9		0	20.7
		50	0	19.9		0	20.7	19.9		0	20.7
	16QAM	1	0	19.2		0	20.7	19.2		0	20.7
		1	25	19.6		0	20.7	19.6		0	20.7
		1	49	19.5		0	20.7	19.5		0	20.7
		25	0	19.6		0	20.7	19.6		0	20.7
		25	12	19.7		0	20.7	19.7		0	20.7
		25	25	19.6		0	20.7	19.6		0	20.7
	64QAM	50	0	19.6		0	20.7	19.6		0	20.7
		1	0	19.6		0	20.7	19.6		0	20.7
		1	25	19.7		0	20.7	19.7		0	20.7
		1	49	19.6		0	20.7	19.6		0	20.7
		25	0	19.6		0	20.7	19.6		0	20.7
		25	12	19.7		0	20.7	19.7		0	20.7
		25	25	19.6		0	20.7	19.6		0	20.7
256QAM	50	0	19.6		0	20.7	19.6		0	20.7	
	1	0	17.8		2	18.7	17.8		2	18.7	
	1	25	18.0		2	18.7	18.0		2	18.7	
	1	49	17.7		2	18.7	17.7		2	18.7	
	25	0	17.9		2	18.7	17.9		2	18.7	
	25	12	18.0		2	18.7	18.0		2	18.7	
	25	25	17.9		2	18.7	17.9		2	18.7	
	50	0	18.0		2	18.7	18.0		2	18.7	
BW (MHz)	Mode	RB Allocation	RB Offset	Mode A Power (dBm)				Mode B Power (dBm)			
				60197		MPR	Max Power	60197		MPR	Max Power
				2489.2 MHz				2489.2 MHz			
5	QPSK	1	0	19.5		0	20.7	19.5		0	20.7
		1	12	19.7		0	20.7	19.7		0	20.7
		1	24	19.5		0	20.7	19.5		0	20.7
		12	0	19.5		0	20.7	19.5		0	20.7
		12	7	19.6		0	20.7	19.6		0	20.7
		12	13	19.6		0	20.7	19.6		0	20.7
		25	0	19.5		0	20.7	19.5		0	20.7
	16QAM	1	0	19.6		0	20.7	19.6		0	20.7
		1	12	19.8		0	20.7	19.8		0	20.7
		1	24	19.7		0	20.7	19.7		0	20.7
		12	0	19.5		0	20.7	19.5		0	20.7
		12	7	19.5		0	20.7	19.5		0	20.7
		12	13	19.5		0	20.7	19.5		0	20.7
	64QAM	25	0	19.6		0	20.7	19.6		0	20.7
		1	0	19.7		0	20.7	19.7		0	20.7
		1	12	19.8		0	20.7	19.8		0	20.7
		1	24	19.7		0	20.7	19.7		0	20.7
		12	0	19.6		0	20.7	19.6		0	20.7
		12	7	19.6		0	20.7	19.6		0	20.7
		12	13	19.6		0	20.7	19.6		0	20.7
256QAM	25	0	19.6		0	20.7	19.6		0	20.7	
	1	0	17.8		2	18.7	17.8		2	18.7	
	1	12	18.0		2	18.7	18.0		2	18.7	
	1	24	17.8		2	18.7	17.8		2	18.7	
	12	0	17.9		2	18.7	17.9		2	18.7	
	12	7	17.9		2	18.7	17.9		2	18.7	
	12	13	17.9		2	18.7	17.9		2	18.7	
	25	0	17.9		2	18.7	17.9		2	18.7	

LTE Band 53 Measured Results (ANT2) (continued)

BW (MHz)	Mode	RB Allocation	RB Offset	Mode A Power (dBm)					Mode B Power (dBm)				
				60155	60197	60240	MPR	Max Power	60155	60197	60240	MPR	Max Power
				2485 MHz	2489.2 MHz	2493.5 MHz			2485 MHz	2489.2 MHz	2493.5 MHz		
3	QPSK	1	0	19.4	19.5	19.5	0	20.7	19.4	19.5	19.5	0	20.7
		1	8	19.5	19.6	19.5	0	20.7	19.5	19.6	19.5	0	20.7
		1	14	19.4	19.5	19.4	0	20.7	19.4	19.5	19.4	0	20.7
		8	0	19.5	19.5	19.5	0	20.7	19.5	19.5	19.5	0	20.7
		8	4	19.5	19.6	19.6	0	20.7	19.5	19.6	19.6	0	20.7
		8	7	19.5	19.6	19.5	0	20.7	19.5	19.6	19.5	0	20.7
	16QAM	15	0	19.5	19.5	19.5	0	20.7	19.5	19.5	19.5	0	20.7
		1	0	19.5	19.4	19.5	0	20.7	19.5	19.4	19.5	0	20.7
		1	8	19.6	19.5	19.6	0	20.7	19.6	19.5	19.6	0	20.7
		1	14	19.5	19.4	19.5	0	20.7	19.5	19.4	19.5	0	20.7
		8	0	19.5	19.5	19.5	0	20.7	19.5	19.5	19.5	0	20.7
		8	4	19.6	19.5	19.5	0	20.7	19.6	19.5	19.5	0	20.7
	64QAM	8	7	19.5	19.6	19.5	0	20.7	19.5	19.6	19.5	0	20.7
		15	0	19.5	19.5	19.5	0	20.7	19.5	19.5	19.5	0	20.7
		1	0	19.5	19.5	19.6	0	20.7	19.5	19.5	19.6	0	20.7
		1	8	19.6	19.6	19.5	0	20.7	19.6	19.6	19.5	0	20.7
		1	14	19.6	19.5	19.5	0	20.7	19.6	19.5	19.5	0	20.7
		8	0	19.6	19.6	19.6	0	20.7	19.6	19.6	19.6	0	20.7
	256QAM	8	4	19.6	19.6	19.6	0	20.7	19.6	19.6	19.6	0	20.7
		8	7	19.6	19.6	19.5	0	20.7	19.6	19.6	19.5	0	20.7
		15	0	19.6	19.6	19.6	0	20.7	19.6	19.6	19.6	0	20.7
		1	0	17.7	17.8	17.7	2	18.7	17.7	17.8	17.7	2	18.7
		1	8	17.9	17.9	17.8	2	18.7	17.9	17.9	17.8	2	18.7
		1	14	17.9	17.8	17.7	2	18.7	17.9	17.8	17.7	2	18.7
1.4	QPSK	8	0	17.9	17.9	17.9	2	18.7	17.9	17.9	17.9	2	18.7
		8	4	18.0	17.9	17.9	2	18.7	18.0	17.9	17.9	2	18.7
		8	7	17.9	17.9	17.9	2	18.7	17.9	17.9	17.9	2	18.7
		8	7	17.9	17.9	17.9	2	18.7	17.9	17.9	17.9	2	18.7
		15	0	17.9	17.9	17.9	2	18.7	17.9	17.9	17.9	2	18.7
		15	0	17.9	17.9	17.9	2	18.7	17.9	17.9	17.9	2	18.7
BW (MHz)	Mode	RB Allocation	RB Offset	Mode A Power (dBm)					Mode B Power (dBm)				
				60147	60197	60248	MPR	Max Power	60147	60197	60248	MPR	Max Power
				2484.2 MHz	2489.2 MHz	2494.3 MHz			2484.2 MHz	2489.2 MHz	2494.3 MHz		
1.4	QPSK	1	0	19.4	19.5	19.4	0	20.7	19.4	19.5	19.4	0	20.7
		1	3	19.4	19.4	19.5	0	20.7	19.4	19.4	19.5	0	20.7
		1	5	19.4	19.5	19.4	0	20.7	19.4	19.5	19.4	0	20.7
		3	0	19.4	19.5	19.4	0	20.7	19.4	19.5	19.4	0	20.7
		3	1	19.5	19.5	19.5	0	20.7	19.5	19.5	19.5	0	20.7
		3	3	19.5	19.6	19.4	0	20.7	19.5	19.6	19.4	0	20.7
	16QAM	6	0	19.5	19.4	19.5	0	20.7	19.5	19.4	19.5	0	20.7
		1	0	19.5	19.4	19.4	0	20.7	19.5	19.4	19.4	0	20.7
		1	3	19.6	19.6	19.5	0	20.7	19.6	19.6	19.5	0	20.7
		1	5	19.4	19.6	19.5	0	20.7	19.4	19.6	19.5	0	20.7
		3	0	19.6	19.7	19.4	0	20.7	19.6	19.7	19.4	0	20.7
		3	1	19.4	19.6	19.5	0	20.7	19.4	19.6	19.5	0	20.7
	64QAM	3	3	19.6	19.6	19.4	0	20.7	19.6	19.6	19.4	0	20.7
		6	0	19.5	19.4	19.5	0	20.7	19.5	19.4	19.5	0	20.7
		1	0	19.5	19.6	19.5	0	20.7	19.5	19.6	19.5	0	20.7
		1	3	19.5	19.6	19.5	0	20.7	19.5	19.6	19.5	0	20.7
		1	5	19.5	19.7	19.3	0	20.7	19.5	19.7	19.3	0	20.7
		3	0	19.6	19.6	19.5	0	20.7	19.6	19.6	19.5	0	20.7
	256QAM	3	1	19.5	19.6	19.5	0	20.7	19.5	19.6	19.5	0	20.7
		3	3	19.6	19.7	19.6	0	20.7	19.6	19.7	19.6	0	20.7
		6	0	19.5	19.5	19.5	0	20.7	19.5	19.5	19.5	0	20.7
		1	0	17.8	17.9	17.7	2	18.7	17.8	17.9	17.7	2	18.7
		1	3	17.7	17.9	17.7	2	18.7	17.7	17.9	17.7	2	18.7
		1	5	17.7	17.8	17.6	2	18.7	17.7	17.8	17.6	2	18.7
1.4	QPSK	3	0	17.7	17.8	17.8	2	18.7	17.7	17.8	17.8	2	18.7
		3	1	17.9	17.8	17.8	2	18.7	17.9	17.8	17.8	2	18.7
		3	3	17.8	18.0	17.8	2	18.7	17.8	18.0	17.8	2	18.7
		3	3	17.8	18.0	17.8	2	18.7	17.8	18.0	17.8	2	18.7
		6	0	17.8	17.9	17.9	2	18.7	17.8	17.9	17.9	2	18.7
		6	0	17.8	17.9	17.9	2	18.7	17.8	17.9	17.9	2	18.7

LTE Band 66 Measured Results (ANT1)

BW (MHz)	Mode	RB Allocation	RB Offset	Mode A Power (dBm)					Mode B Power (dBm)				
				132072	132322	132572	MPR	Max Power	132072	132322	132572	MPR	Max Power
				1720 MHz	1745 MHz	1770 MHz			1720 MHz	1745 MHz	1770 MHz		
20	QPSK	1	0	22.6	22.8	22.6	0	23.7	19.9	19.8	19.8	0	20.8
		1	49	22.5	22.7	22.5	0	23.7	19.8	19.8	19.8	0	20.8
		1	99	22.5	22.7	22.5	0	23.7	19.9	19.8	19.7	0	20.8
		50	0	22.7	22.7	22.6	0	23.7	19.8	19.8	19.9	0	20.8
		50	24	22.8	22.7	22.6	0	23.7	19.9	19.8	19.9	0	20.8
		50	50	22.7	22.7	22.6	0	23.7	19.9	19.8	19.8	0	20.8
	16QAM	100	0	22.8	22.6	22.6	0	23.7	19.9	19.8	19.9	0	20.8
		1	0	23.2	23.2	23.1	0	23.7	20.4	20.3	20.2	0	20.8
		1	49	23.3	23.4	23.2	0	23.7	20.5	20.5	20.4	0	20.8
		1	99	23.2	23.3	23.1	0	23.7	20.3	20.4	20.2	0	20.8
		50	0	22.9	23.0	22.9	0	23.7	20.0	20.1	20.1	0	20.8
		50	24	23.0	23.0	22.9	0	23.7	20.1	20.1	20.1	0	20.8
	64QAM	50	50	23.0	23.0	22.9	0	23.7	20.1	20.1	20.1	0	20.8
		100	0	23.0	23.0	22.9	0	23.7	20.1	20.0	20.1	0	20.8
		1	0	23.1	23.1	23.0	0	23.7	20.3	20.3	20.2	0	20.8
		1	49	23.2	23.2	23.0	0	23.7	20.3	20.4	20.2	0	20.8
		1	99	23.1	23.1	23.0	0	23.7	20.2	20.3	20.1	0	20.8
		50	0	22.2	22.2	22.2	1	22.7	20.0	20.1	20.0	0	20.8
	256QAM	50	24	22.3	22.3	22.2	1	22.7	20.1	20.1	20.1	0	20.8
		50	50	22.3	22.3	22.2	1	22.7	20.1	20.1	20.1	0	20.8
		100	0	22.3	22.2	22.2	1	22.7	20.1	20.1	20.0	0	20.8
		1	0	20.3	20.3	20.4	3	20.7	20.1	20.2	20.2	0.1	20.7
		1	49	20.3	20.4	20.4	3	20.7	20.2	20.3	20.1	0.1	20.7
		1	99	20.4	20.5	20.4	3	20.7	20.2	20.3	20.1	0.1	20.7
256QAM	50	0	20.2	20.2	20.2	3	20.7	20.0	20.1	20.0	0.1	20.7	
	50	24	20.3	20.3	20.2	3	20.7	20.1	20.1	20.1	0.1	20.7	
	50	50	20.2	20.3	20.2	3	20.7	20.1	20.1	20.0	0.1	20.7	
	100	0	20.3	20.2	20.2	3	20.7	20.1	20.1	20.0	0.1	20.7	
BW (MHz)	Mode	RB Allocation	RB Offset	Mode A Power (dBm)					Mode B Power (dBm)				
				132047	132322	132597	MPR	Max Power	132047	132322	132597	MPR	Max Power
				1717.5 MHz	1745 MHz	1772.5 MHz			1717.5 MHz	1745 MHz	1772.5 MHz		
15	QPSK	1	0	22.8	22.8	22.8	0	23.7	20.0	19.9	19.9	0	20.8
		1	37	22.9	22.8	22.8	0	23.7	20.0	20.0	19.9	0	20.8
		1	74	22.9	22.9	22.8	0	23.7	20.0	20.0	19.9	0	20.8
		36	0	22.9	22.9	22.9	0	23.7	20.0	20.0	20.0	0	20.8
		36	20	22.9	22.9	22.9	0	23.7	20.1	20.0	20.0	0	20.8
		36	39	22.9	23.0	22.9	0	23.7	20.1	20.1	20.0	0	20.8
	16QAM	75	0	22.9	22.9	22.9	0	23.7	20.0	20.0	20.0	0	20.8
		1	0	23.1	23.2	23.1	0	23.7	20.3	20.4	20.3	0	20.8
		1	37	23.2	23.3	23.1	0	23.7	20.3	20.3	20.3	0	20.8
		1	74	23.2	23.3	23.1	0	23.7	20.3	20.3	20.2	0	20.8
		36	0	22.9	22.9	22.9	0	23.7	20.1	20.1	20.1	0	20.8
		36	20	23.0	22.9	22.9	0	23.7	20.1	20.1	20.1	0	20.8
	64QAM	36	39	23.0	23.0	22.9	0	23.7	20.1	20.1	20.1	0	20.8
		75	0	23.0	22.9	22.9	0	23.7	20.1	20.0	20.0	0	20.8
		1	0	23.1	23.1	23.0	0	23.7	20.2	20.3	20.2	0	20.8
		1	37	23.1	23.2	23.1	0	23.7	20.3	20.3	20.2	0	20.8
		1	74	23.2	23.3	23.0	0	23.7	20.3	20.3	20.1	0	20.8
		36	0	22.2	22.2	22.2	1	22.7	20.0	20.1	20.1	0	20.8
	256QAM	36	20	22.3	22.2	22.2	1	22.7	20.1	20.1	20.1	0	20.8
		36	39	22.3	22.3	22.2	1	22.7	20.1	20.1	20.0	0	20.8
		75	0	22.3	22.2	22.2	1	22.7	20.1	20.1	20.1	0	20.8
		1	0	20.3	20.3	20.3	3	20.7	20.1	20.2	20.2	0.1	20.7
		1	37	20.4	20.4	20.3	3	20.7	20.2	20.3	20.2	0.1	20.7
		1	74	20.3	20.4	20.4	3	20.7	20.2	20.3	20.2	0.1	20.7
256QAM	36	0	20.2	20.2	20.2	3	20.7	20.0	20.1	20.1	0.1	20.7	
	36	20	20.2	20.2	20.2	3	20.7	20.1	20.1	20.1	0.1	20.7	
	36	39	20.2	20.3	20.2	3	20.7	20.1	20.1	20.0	0.1	20.7	
	75	0	20.2	20.2	20.2	3	20.7	20.1	20.0	20.0	0.1	20.7	

LTE Band 66 Measured Results (ANT1) (continued)

BW (MHz)	Mode	RB Allocation	RB Offset	Mode A Power (dBm)					Mode B Power (dBm)						
				132022	132322	132622	MPR	Max Power	132022	132322	132622	MPR	Max Power		
				1715 MHz	1745 MHz	1775 MHz			1715 MHz	1745 MHz	1775 MHz				
10	QPSK	1	0	23.0	23.0	23.0	0	23.7	20.2	20.2	20.2	0	20.8		
		1	25	23.0	23.1	23.0	0	23.7	20.1	20.2	20.2	0	20.8		
		1	49	23.0	23.0	23.0	0	23.7	20.2	20.2	20.1	0	20.8		
		25	0	23.0	23.0	23.1	0	23.7	20.1	20.2	20.2	0	20.8		
		25	12	23.1	23.1	23.1	0	23.7	20.2	20.2	20.2	0	20.8		
		25	25	23.1	23.1	23.1	0	23.7	20.2	20.3	20.2	0	20.8		
	16QAM	1	0	23.4	23.5	23.4	0	23.7	20.5	20.6	20.6	0	20.8		
		1	25	23.3	23.5	23.4	0	23.7	20.4	20.5	20.5	0	20.8		
		1	49	23.4	23.5	23.4	0	23.7	20.5	20.6	20.6	0	20.8		
		25	0	23.0	23.1	23.1	0	23.7	20.2	20.2	20.2	0	20.8		
		25	12	23.1	23.1	23.1	0	23.7	20.3	20.2	20.3	0	20.8		
		25	25	23.1	23.2	23.1	0	23.7	20.2	20.3	20.2	0	20.8		
	64QAM	1	0	23.2	23.3	23.2	0	23.7	20.3	20.5	20.4	0	20.8		
		1	25	23.2	23.3	23.2	0	23.7	20.2	20.5	20.3	0	20.8		
		1	49	23.2	23.3	23.2	0	23.7	20.3	20.5	20.3	0	20.8		
		25	0	22.3	22.4	22.3	1	22.7	20.1	20.2	20.2	0	20.8		
		25	12	22.4	22.4	22.4	1	22.7	20.2	20.2	20.2	0	20.8		
		25	25	22.4	22.4	22.3	1	22.7	20.2	20.3	20.2	0	20.8		
	256QAM	1	0	20.4	20.4	20.4	3	20.7	20.2	20.3	20.3	0.1	20.7		
		1	25	20.5	20.6	20.4	3	20.7	20.3	20.4	20.4	0.1	20.7		
		1	49	20.5	20.5	20.4	3	20.7	20.3	20.3	20.3	0.1	20.7		
		25	0	20.3	20.4	20.3	3	20.7	20.1	20.2	20.2	0.1	20.7		
		25	12	20.4	20.4	20.4	3	20.7	20.2	20.2	20.2	0.1	20.7		
		25	25	20.4	20.5	20.3	3	20.7	20.2	20.3	20.2	0.1	20.7		
	5	QPSK	1	0	23.0	23.1	23.0	0	23.7	20.1	20.2	20.2	0	20.8	
1			12	23.2	23.2	23.2	0	23.7	20.3	20.4	20.3	0	20.8		
1			24	23.0	23.1	23.0	0	23.7	20.2	20.2	20.2	0	20.8		
12			0	23.0	23.0	23.0	0	23.7	20.1	20.2	20.2	0	20.8		
12			7	23.1	23.1	23.1	0	23.7	20.2	20.2	20.2	0	20.8		
12			13	23.0	23.1	23.0	0	23.7	20.2	20.3	20.2	0	20.8		
16QAM		25	0	23.0	23.0	23.0	0	23.7	20.2	20.2	20.2	0	20.8		
		1	0	23.4	23.4	23.4	0	23.7	20.5	20.5	20.5	0	20.8		
		1	12	23.5	23.6	23.5	0	23.7	20.6	20.6	20.6	0	20.8		
		1	24	23.4	23.4	23.4	0	23.7	20.5	20.5	20.5	0	20.8		
		12	0	23.1	23.1	23.1	0	23.7	20.1	20.1	20.2	0	20.8		
		12	7	23.2	23.2	23.1	0	23.7	20.2	20.1	20.3	0	20.8		
64QAM		12	13	23.2	23.2	23.1	0	23.7	20.2	20.2	20.2	0	20.8		
		25	0	23.1	23.1	23.0	0	23.7	20.2	20.2	20.2	0	20.8		
		1	0	23.2	23.2	23.0	0	23.7	20.3	20.3	20.2	0	20.8		
		1	12	23.3	23.3	23.1	0	23.7	20.4	20.4	20.3	0	20.8		
		1	24	23.2	23.2	23.0	0	23.7	20.4	20.4	20.2	0	20.8		
		12	0	22.3	22.4	22.3	1	22.7	20.1	20.2	20.2	0	20.8		
256QAM		12	7	22.4	22.4	22.4	1	22.7	20.2	20.2	20.2	0	20.8		
		12	13	22.4	22.5	22.4	1	22.7	20.2	20.3	20.2	0	20.8		
		25	0	22.4	22.4	22.3	1	22.7	20.2	20.2	20.2	0	20.8		
		1	0	20.3	20.4	20.5	3	20.7	20.2	20.3	20.3	0.1	20.7		
		1	12	20.4	20.6	20.6	3	20.7	20.3	20.5	20.4	0.1	20.7		
		1	24	20.4	20.5	20.4	3	20.7	20.2	20.4	20.3	0.1	20.7		
		256QAM	12	0	20.3	20.4	20.3	3	20.7	20.1	20.2	20.2	0.1	20.7	
	12		7	20.4	20.4	20.4	3	20.7	20.2	20.2	20.2	0.1	20.7		
	12		13	20.4	20.5	20.3	3	20.7	20.2	20.3	20.2	0.1	20.7		
	25		0	20.4	20.4	20.3	3	20.7	20.2	20.2	20.1	0.1	20.7		

LTE Band 66 Measured Results (ANT1) (continued)

BW (MHz)	Mode	RB Allocation	RB Offset	Mode A Power (dBm)					Mode B Power (dBm)				
				131987	132322	132657	MPR	Max Power	131987	132322	132657	MPR	Max Power
				1711.5 MHz	1745 MHz	1778.5 MHz			1711.5 MHz	1745 MHz	1778.5 MHz		
3	QPSK	1	0	23.0	23.0	22.9	0	23.7	20.1	20.1	20.0	0	20.8
		1	8	23.1	23.1	23.0	0	23.7	20.2	20.2	20.1	0	20.8
		1	14	23.0	23.0	22.9	0	23.7	20.1	20.1	20.0	0	20.8
		8	0	23.1	23.0	23.0	0	23.7	20.2	20.2	20.2	0	20.8
		8	4	23.1	23.1	23.1	0	23.7	20.2	20.2	20.2	0	20.8
		8	7	23.1	23.1	23.1	0	23.7	20.2	20.3	20.2	0	20.8
	16QAM	15	0	23.0	23.0	23.0	0	23.7	20.1	20.2	20.2	0	20.8
		1	0	23.3	23.4	23.4	0	23.7	20.4	20.6	20.5	0	20.8
		1	8	23.4	23.5	23.5	0	23.7	20.5	20.7	20.6	0	20.8
		1	14	23.2	23.4	23.3	0	23.7	20.4	20.6	20.4	0	20.8
		8	0	23.1	23.1	23.1	0	23.7	20.3	20.2	20.2	0	20.8
		8	4	23.2	23.1	23.2	0	23.7	20.3	20.2	20.2	0	20.8
	64QAM	8	7	23.2	23.2	23.2	0	23.7	20.3	20.3	20.2	0	20.8
		15	0	23.1	23.1	23.1	0	23.7	20.2	20.2	20.2	0	20.8
		1	0	23.2	23.3	23.1	0	23.7	20.3	20.4	20.3	0	20.8
		1	8	23.3	23.3	23.3	0	23.7	20.5	20.5	20.4	0	20.8
		1	14	23.2	23.3	23.1	0	23.7	20.4	20.4	20.2	0	20.8
		8	0	22.4	22.4	22.4	1	22.7	20.2	20.2	20.2	0	20.8
	256QAM	8	4	22.5	22.4	22.4	1	22.7	20.3	20.2	20.2	0	20.8
		8	7	22.4	22.5	22.4	1	22.7	20.3	20.3	20.2	0	20.8
		15	0	22.4	22.4	22.3	1	22.7	20.2	20.2	20.2	0	20.8
		1	0	20.4	20.4	20.4	3	20.7	20.2	20.2	20.2	0.1	20.7
		1	8	20.5	20.7	20.5	3	20.7	20.3	20.4	20.3	0.1	20.7
		1	14	20.4	20.6	20.4	3	20.7	20.3	20.3	20.2	0.1	20.7
1.4	QPSK	8	0	20.4	20.4	20.4	3	20.7	20.2	20.2	20.2	0.1	20.7
		8	4	20.4	20.4	20.4	3	20.7	20.2	20.2	20.2	0.1	20.7
		8	7	20.4	20.5	20.4	3	20.7	20.2	20.3	20.2	0.1	20.7
		8	7	20.4	20.5	20.4	3	20.7	20.2	20.3	20.2	0.1	20.7
		15	0	20.4	20.4	20.3	3	20.7	20.2	20.2	20.2	0.1	20.7
		15	0	20.4	20.4	20.3	3	20.7	20.2	20.2	20.2	0.1	20.7
	16QAM	1	0	23.1	23.2	23.0	0	23.7	20.1	20.3	20.1	0	20.8
		1	3	23.1	23.2	23.1	0	23.7	20.2	20.3	20.1	0	20.8
		1	5	23.1	23.1	23.0	0	23.7	20.2	20.2	20.1	0	20.8
		3	0	23.0	23.1	23.0	0	23.7	20.1	20.2	20.1	0	20.8
		3	1	23.1	23.1	23.0	0	23.7	20.1	20.3	20.1	0	20.8
		3	3	23.0	23.1	23.0	0	23.7	20.1	20.2	20.1	0	20.8
	64QAM	6	0	23.1	23.1	23.0	0	23.7	20.1	20.2	20.1	0	20.8
		1	0	23.4	23.3	23.1	0	23.7	20.4	20.4	20.3	0	20.8
		1	3	23.5	23.4	23.2	0	23.7	20.4	20.4	20.3	0	20.8
		1	5	23.4	23.3	23.2	0	23.7	20.3	20.4	20.3	0	20.8
		3	0	23.3	23.3	23.2	0	23.7	20.3	20.3	20.3	0	20.8
		3	1	23.3	23.3	23.2	0	23.7	20.3	20.3	20.3	0	20.8
	256QAM	3	3	23.3	23.3	23.2	0	23.7	20.3	20.4	20.3	0	20.8
		6	0	23.1	23.2	23.1	0	23.7	20.2	20.3	20.1	0	20.8
		1	0	23.2	23.3	23.2	0	23.7	20.3	20.3	20.3	0	20.8
		1	3	23.3	23.4	23.2	0	23.7	20.3	20.4	20.3	0	20.8
		1	5	23.3	23.3	23.2	0	23.7	20.3	20.3	20.3	0	20.8
		3	0	23.2	23.2	23.1	0	23.7	20.2	20.3	20.1	0	20.8
QPSK	3	1	23.2	23.2	23.1	0	23.7	20.2	20.3	20.1	0	20.8	
	3	3	23.2	23.2	23.1	0	23.7	20.2	20.3	20.1	0	20.8	
	3	3	23.2	23.2	23.1	0	23.7	20.2	20.3	20.1	0	20.8	
	6	0	22.4	22.5	22.3	1	22.7	20.2	20.2	20.1	0	20.8	
	1	0	20.5	20.5	20.4	3	20.7	20.3	20.3	20.3	0.1	20.7	
	1	3	20.5	20.6	20.5	3	20.7	20.3	20.4	20.3	0.1	20.7	
16QAM	1	5	20.5	20.5	20.5	3	20.7	20.3	20.3	20.2	0.1	20.7	
	3	0	20.4	20.4	20.3	3	20.7	20.2	20.3	20.3	0.1	20.7	
	3	1	20.4	20.5	20.4	3	20.7	20.2	20.2	20.3	0.1	20.7	
	3	3	20.4	20.5	20.4	3	20.7	20.2	20.3	20.3	0.1	20.7	
	3	3	20.4	20.5	20.4	3	20.7	20.2	20.3	20.3	0.1	20.7	
	6	0	20.4	20.4	20.4	3	20.7	20.1	20.2	20.1	0.1	20.7	

LTE Band 66 Measured Results (ANT2)

BW (MHz)	Mode	RB Allocation	RB Offset	Mode A Power (dBm)					Mode B Power (dBm)				
				132072	132322	132572	MPR	Max Power	132072	132322	132572	MPR	Max Power
				1720 MHz	1745 MHz	1770 MHz			1720 MHz	1745 MHz	1770 MHz		
20	QPSK	1	0	18.5	18.4	18.4	0	19.1	17.1	17.0	17.0	0	17.5
		1	49	18.5	18.4	18.4	0	19.1	17.1	16.9	17.0	0	17.5
		1	99	18.5	18.5	18.3	0	19.1	17.2	17.0	16.9	0	17.5
		50	0	18.5	18.5	18.5	0	19.1	17.1	17.0	17.0	0	17.5
		50	24	18.5	18.5	18.6	0	19.1	17.1	16.9	17.1	0	17.5
		50	50	18.5	18.5	18.5	0	19.1	17.1	17.0	17.1	0	17.5
	16QAM	100	0	18.6	18.5	18.5	0	19.1	17.1	17.0	17.1	0	17.5
		1	0	19.0	19.0	18.9	0	19.1	17.2	17.1	17.2	0	17.5
		1	49	19.0	19.0	18.9	0	19.1	17.2	17.2	17.3	0	17.5
		1	99	19.0	19.0	18.8	0	19.1	17.1	17.1	17.4	0	17.5
		50	0	18.6	18.6	18.6	0	19.1	17.2	17.1	17.2	0	17.5
		50	24	18.6	18.6	18.6	0	19.1	17.3	17.1	17.2	0	17.5
	64QAM	50	50	18.6	18.6	18.6	0	19.1	17.3	17.2	17.2	0	17.5
		100	0	18.6	18.5	18.5	0	19.1	17.3	17.1	17.2	0	17.5
		1	0	18.7	18.8	18.8	0	19.1	17.4	17.3	17.3	0	17.5
		1	49	18.8	18.9	18.7	0	19.1	17.4	17.3	17.3	0	17.5
		1	99	18.8	18.7	18.7	0	19.1	17.4	17.3	17.3	0	17.5
		50	0	18.5	18.6	18.6	0	19.1	17.2	17.1	17.2	0	17.5
	256QAM	50	24	18.6	18.6	18.6	0	19.1	17.3	17.1	17.2	0	17.5
		50	50	18.6	18.6	18.6	0	19.1	17.3	17.1	17.2	0	17.5
		100	0	18.6	18.6	18.5	0	19.1	17.3	17.1	17.2	0	17.5
		1	0	18.7	18.6	18.6	0	19.1	17.4	17.2	17.4	0	17.5
		1	49	18.7	18.6	18.7	0	19.1	17.4	17.3	17.3	0	17.5
		1	99	18.7	18.8	18.7	0	19.1	17.4	17.3	17.4	0	17.5
15	QPSK	50	0	18.5	18.5	18.5	0	19.1	17.2	17.1	17.2	0	17.5
		50	24	18.6	18.5	18.5	0	19.1	17.2	17.1	17.2	0	17.5
		50	50	18.6	18.6	18.6	0	19.1	17.2	17.1	17.2	0	17.5
		75	0	18.6	18.5	18.5	0	19.1	17.2	17.1	17.2	0	17.5
		1	0	18.9	18.9	18.8	0	19.1	17.5	17.1	17.2	0	17.5
		1	37	18.8	18.9	18.9	0	19.1	17.4	17.1	17.2	0	17.5
	16QAM	1	74	18.9	18.9	18.8	0	19.1	17.1	17.2	17.4	0	17.5
		36	0	18.5	18.6	18.6	0	19.1	17.2	17.1	17.2	0	17.5
		36	20	18.6	18.5	18.5	0	19.1	17.3	17.1	17.2	0	17.5
		36	39	18.6	18.6	18.6	0	19.1	17.3	17.2	17.3	0	17.5
		75	0	18.6	18.5	18.6	0	19.1	17.2	17.1	17.2	0	17.5
		1	0	18.7	18.8	18.7	0	19.1	17.5	17.4	17.4	0	17.5
64QAM	1	37	18.7	18.8	18.8	0	19.1	17.4	17.4	17.5	0	17.5	
	1	74	18.7	18.8	18.7	0	19.1	17.5	17.2	17.4	0	17.5	
	36	0	18.5	18.6	18.6	0	19.1	17.2	17.1	17.2	0	17.5	
	36	20	18.6	18.6	18.5	0	19.1	17.2	17.1	17.2	0	17.5	
	36	39	18.6	18.6	18.6	0	19.1	17.2	17.2	17.2	0	17.5	
	75	0	18.6	18.6	18.6	0	19.1	17.3	17.1	17.2	0	17.5	
256QAM	1	0	18.6	18.6	18.6	0	19.1	17.3	17.2	17.3	0	17.5	
	1	37	18.7	18.6	18.6	0	19.1	17.3	17.4	17.4	0	17.5	
	1	74	18.7	18.7	18.7	0	19.1	17.5	17.2	17.4	0	17.5	
	36	0	18.5	18.5	18.5	0	19.1	17.2	17.1	17.2	0	17.5	
	36	20	18.6	18.5	18.5	0	19.1	17.2	17.1	17.2	0	17.5	
	36	39	18.6	18.6	18.6	0	19.1	17.2	17.1	17.2	0	17.5	

LTE Band 66 Measured Results (ANT2) (continued)

BW (MHz)	Mode	RB Allocation	RB Offset	Mode A Power (dBm)					Mode B Power (dBm)				
				132022	132322	132622	MPR	Max Power	132022	132322	132622	MPR	Max Power
				1715 MHz	1745 MHz	1775 MHz			1715 MHz	1745 MHz	1775 MHz		
10	QPSK	1	0	18.7	18.7	18.7	0	19.1	17.3	17.2	17.3	0	17.5
		1	25	18.8	18.8	18.7	0	19.1	17.4	17.3	17.4	0	17.5
		1	49	18.7	18.7	18.6	0	19.1	17.3	17.2	17.3	0	17.5
		25	0	18.6	18.6	18.7	0	19.1	17.3	17.2	17.3	0	17.5
		25	12	18.7	18.7	18.7	0	19.1	17.4	17.2	17.3	0	17.5
		25	25	18.7	18.7	18.7	0	19.1	17.4	17.3	17.3	0	17.5
		50	0	18.7	18.6	18.6	0	19.1	17.4	17.2	17.2	0	17.5
	16QAM	1	0	18.9	18.9	18.9	0	19.1	17.3	17.1	17.3	0	17.5
		1	25	18.9	18.9	18.9	0	19.1	17.3	17.2	17.3	0	17.5
		1	49	18.9	18.9	18.9	0	19.1	17.3	17.1	17.3	0	17.5
		25	0	18.7	18.7	18.6	0	19.1	17.3	17.3	17.3	0	17.5
		25	12	18.8	18.7	18.7	0	19.1	17.4	17.3	17.3	0	17.5
		25	25	18.8	18.8	18.7	0	19.1	17.4	17.3	17.3	0	17.5
		50	0	18.7	18.7	18.6	0	19.1	17.4	17.2	17.2	0	17.5
	64QAM	1	0	18.9	18.8	18.9	0	19.1	17.5	17.2	17.5	0	17.5
		1	25	19.0	18.9	19.0	0	19.1	17.4	17.2	17.4	0	17.5
		1	49	18.9	18.9	18.9	0	19.1	17.3	17.2	17.5	0	17.5
		25	0	18.7	18.7	18.7	0	19.1	17.3	17.2	17.3	0	17.5
		25	12	18.8	18.7	18.7	0	19.1	17.4	17.2	17.3	0	17.5
		25	25	18.7	18.7	18.7	0	19.1	17.4	17.3	17.4	0	17.5
		50	0	18.7	18.7	18.7	0	19.1	17.4	17.2	17.3	0	17.5
	256QAM	1	0	18.7	18.7	18.7	0	19.1	17.4	17.3	17.4	0	17.5
		1	25	18.7	18.8	18.8	0	19.1	17.4	17.4	17.5	0	17.5
		1	49	18.7	18.7	18.8	0	19.1	17.5	17.4	17.4	0	17.5
		25	0	18.7	18.7	18.6	0	19.1	17.3	17.2	17.3	0	17.5
25		12	18.7	18.7	18.7	0	19.1	17.4	17.3	17.3	0	17.5	
25		25	18.7	18.7	18.7	0	19.1	17.4	17.3	17.4	0	17.5	
50		0	18.7	18.6	18.6	0	19.1	17.4	17.2	17.3	0	17.5	
BW (MHz)	Mode	RB Allocation	RB Offset	Mode A Power (dBm)					Mode B Power (dBm)				
				131997	132322	132647	MPR	Max Power	131997	132322	132647	MPR	Max Power
				1712.5 MHz	1745 MHz	1777.5 MHz			1712.5 MHz	1745 MHz	1777.5 MHz		
5	QPSK	1	0	18.5	18.6	18.6	0	19.1	17.2	17.1	17.2	0	17.5
		1	12	18.7	18.7	18.7	0	19.1	17.3	17.2	17.3	0	17.5
		1	24	18.6	18.6	18.6	0	19.1	17.2	17.1	17.2	0	17.5
		12	0	18.7	18.6	18.7	0	19.1	17.3	17.1	17.3	0	17.5
		12	7	18.7	18.6	18.7	0	19.1	17.3	17.2	17.3	0	17.5
		12	13	18.7	18.7	18.7	0	19.1	17.3	17.2	17.3	0	17.5
		25	0	18.7	18.6	18.7	0	19.1	17.3	17.1	17.3	0	17.5
	16QAM	1	0	18.9	18.9	19.0	0	19.1	17.3	17.2	17.3	0	17.5
		1	12	19.0	19.0	19.1	0	19.1	17.3	17.3	17.4	0	17.5
		1	24	18.9	19.0	19.0	0	19.1	17.3	17.2	17.3	0	17.5
		12	0	18.7	18.6	18.6	0	19.1	17.4	17.1	17.3	0	17.5
		12	7	18.8	18.7	18.6	0	19.1	17.4	17.2	17.3	0	17.5
		12	13	18.7	18.7	18.6	0	19.1	17.4	17.2	17.3	0	17.5
		25	0	18.7	18.6	18.7	0	19.1	17.3	17.1	17.4	0	17.5
	64QAM	1	0	18.7	18.7	18.7	0	19.1	17.3	17.2	17.4	0	17.5
		1	12	18.7	18.8	18.8	0	19.1	17.4	17.4	17.4	0	17.5
		1	24	18.7	18.7	18.7	0	19.1	17.4	17.3	17.3	0	17.5
		12	0	18.7	18.6	18.7	0	19.1	17.3	17.1	17.3	0	17.5
		12	7	18.7	18.7	18.7	0	19.1	17.4	17.2	17.3	0	17.5
		12	13	18.7	18.7	18.7	0	19.1	17.3	17.2	17.3	0	17.5
		25	0	18.7	18.6	18.7	0	19.1	17.3	17.2	17.3	0	17.5
	256QAM	1	0	18.6	18.7	18.7	0	19.1	17.3	17.2	17.4	0	17.5
		1	12	18.7	18.8	18.8	0	19.1	17.4	17.3	17.4	0	17.5
		1	24	18.7	18.7	18.7	0	19.1	17.4	17.3	17.3	0	17.5
		12	0	18.7	18.6	18.7	0	19.1	17.3	17.2	17.3	0	17.5
12		7	18.7	18.6	18.7	0	19.1	17.4	17.2	17.4	0	17.5	
12		13	18.7	18.7	18.7	0	19.1	17.3	17.2	17.3	0	17.5	
25		0	18.7	18.6	18.7	0	19.1	17.3	17.2	17.3	0	17.5	

LTE Band 66 Measured Results (ANT2) (continued)

BW (MHz)	Mode	RB Allocation	RB Offset	Mode A Power (dBm)					Mode B Power (dBm)					
				131987	132322	132657	MPR	Max Power	131987	132322	132657	MPR	Max Power	
				1711.5 MHz	1745 MHz	1778.5 MHz			1711.5 MHz	1745 MHz	1778.5 MHz			
3	QPSK	1	0	18.6	18.6	18.6	0	19.1	17.2	17.1	17.3	0	17.5	
		1	8	18.7	18.7	18.7	0	19.1	17.3	17.3	17.3	0	17.5	
		1	14	18.6	18.6	18.6	0	19.1	17.2	17.2	17.2	0	17.5	
		8	0	18.6	18.6	18.7	0	19.1	17.3	17.1	17.3	0	17.5	
		8	4	18.7	18.7	18.7	0	19.1	17.3	17.2	17.3	0	17.5	
		8	7	18.7	18.7	18.7	0	19.1	17.3	17.2	17.3	0	17.5	
		15	0	18.6	18.6	18.7	0	19.1	17.3	17.1	17.3	0	17.5	
	16QAM	1	0	18.8	18.8	18.8	0	19.1	17.5	17.3	17.5	0	17.5	
		1	8	18.9	18.9	18.9	0	19.1	17.4	17.3	17.3	0	17.5	
		1	14	18.9	18.9	18.8	0	19.1	17.5	17.3	17.5	0	17.5	
		8	0	18.7	18.6	18.6	0	19.1	17.3	17.2	17.3	0	17.5	
		8	4	18.8	18.7	18.7	0	19.1	17.4	17.3	17.4	0	17.5	
		8	7	18.7	18.7	18.7	0	19.1	17.4	17.3	17.3	0	17.5	
		15	0	18.7	18.6	18.7	0	19.1	17.3	17.2	17.3	0	17.5	
	64QAM	1	0	18.8	18.7	18.9	0	19.1	17.4	17.3	17.5	0	17.5	
		1	8	18.8	19.0	19.0	0	19.1	17.4	17.3	17.4	0	17.5	
		1	14	18.7	18.8	18.8	0	19.1	17.5	17.3	17.5	0	17.5	
		8	0	18.6	18.6	18.7	0	19.1	17.3	17.1	17.4	0	17.5	
		8	4	18.7	18.7	18.7	0	19.1	17.3	17.2	17.4	0	17.5	
		8	7	18.7	18.7	18.7	0	19.1	17.4	17.2	17.4	0	17.5	
		15	0	18.6	18.6	18.7	0	19.1	17.3	17.1	17.3	0	17.5	
	256QAM	1	0	18.7	18.6	18.7	0	19.1	17.2	17.1	17.4	0	17.5	
		1	8	18.7	18.8	18.7	0	19.1	17.5	17.4	17.4	0	17.5	
		1	14	18.7	18.7	18.6	0	19.1	17.4	17.2	17.4	0	17.5	
		8	0	18.6	18.6	18.7	0	19.1	17.3	17.1	17.3	0	17.5	
		8	4	18.7	18.7	18.7	0	19.1	17.4	17.2	17.4	0	17.5	
		8	7	18.7	18.7	18.7	0	19.1	17.4	17.2	17.3	0	17.5	
		15	0	18.7	18.6	18.7	0	19.1	17.3	17.1	17.3	0	17.5	
	BW (MHz)	Mode	RB Allocation	RB Offset	Mode A Power (dBm)					Mode B Power (dBm)				
					131979	132322	132665	MPR	Max Power	131979	132322	132665	MPR	Max Power
1710.7 MHz					1745 MHz	1779.3 MHz	1710.7 MHz			1745 MHz	1779.3 MHz			
1.4	QPSK	1	0	18.6	18.6	18.6	0	19.1	17.2	17.1	17.2	0	17.5	
		1	3	18.6	18.7	18.7	0	19.1	17.3	17.2	17.2	0	17.5	
		1	5	18.6	18.7	18.7	0	19.1	17.2	17.1	17.2	0	17.5	
		3	0	18.6	18.6	18.6	0	19.1	17.2	17.1	17.2	0	17.5	
		3	1	18.6	18.7	18.6	0	19.1	17.2	17.1	17.3	0	17.5	
		3	3	18.6	18.6	18.6	0	19.1	17.2	17.1	17.3	0	17.5	
		6	0	18.6	18.6	18.6	0	19.1	17.2	17.1	17.3	0	17.5	
	16QAM	1	0	18.8	18.9	18.9	0	19.1	17.5	17.2	17.5	0	17.5	
		1	3	18.8	18.9	18.8	0	19.1	17.3	17.3	17.3	0	17.5	
		1	5	18.8	18.9	18.8	0	19.1	17.3	17.4	17.4	0	17.5	
		3	0	18.7	18.7	18.7	0	19.1	17.4	17.3	17.4	0	17.5	
		3	1	18.7	18.8	18.7	0	19.1	17.4	17.3	17.4	0	17.5	
		3	3	18.7	18.8	18.7	0	19.1	17.4	17.3	17.4	0	17.5	
		6	0	18.7	18.7	18.7	0	19.1	17.3	17.2	17.3	0	17.5	
	64QAM	1	0	18.8	18.8	18.8	0	19.1	17.4	17.2	17.4	0	17.5	
		1	3	18.9	18.8	18.7	0	19.1	17.5	17.3	17.4	0	17.5	
		1	5	18.8	18.8	18.7	0	19.1	17.4	17.2	17.4	0	17.5	
		3	0	18.6	18.7	18.6	0	19.1	17.2	17.2	17.3	0	17.5	
		3	1	18.7	18.7	18.7	0	19.1	17.2	17.2	17.3	0	17.5	
		3	3	18.7	18.7	18.7	0	19.1	17.2	17.2	17.4	0	17.5	
		6	0	18.7	18.6	18.6	0	19.1	17.2	17.1	17.2	0	17.5	
	256QAM	1	0	18.7	18.8	18.7	0	19.1	17.3	17.2	17.4	0	17.5	
		1	3	18.7	18.7	18.7	0	19.1	17.3	17.4	17.4	0	17.5	
		1	5	18.7	18.8	18.7	0	19.1	17.3	17.1	17.4	0	17.5	
		3	0	18.6	18.7	18.6	0	19.1	17.3	17.2	17.3	0	17.5	
		3	1	18.6	18.7	18.7	0	19.1	17.3	17.2	17.3	0	17.5	
		3	3	18.6	18.7	18.7	0	19.1	17.3	17.2	17.3	0	17.5	
		6	0	18.6	18.6	18.5	0	19.1	17.3	17.2	17.2	0	17.5	

LTE Band 66 Measured Results (ANT3)

BW (MHz)	Mode	RB Allocation	RB Offset	Mode A Power (dBm)					Mode B Power (dBm)				
				132072	132322	132572	MPR	Max Power	132072	132322	132572	MPR	Max Power
				1720 MHz	1745 MHz	1770 MHz			1720 MHz	1745 MHz	1770 MHz		
20	QPSK	1	0	21.2	21.2	20.9	0	22.2	19.5	19.5	19.5	0	20.5
		1	49	21.1	21.1	20.9	0	22.2	19.4	19.5	19.4	0	20.5
		1	99	21.1	21.2	20.9	0	22.2	19.4	19.4	19.3	0	20.5
		50	0	21.1	21.1	21.1	0	22.2	19.4	19.4	19.4	0	20.5
		50	24	21.1	21.1	21.1	0	22.2	19.5	19.4	19.4	0	20.5
		50	50	21.2	21.2	21.1	0	22.2	19.5	19.5	19.5	0	20.5
	16QAM	100	0	21.2	21.1	21.1	0	22.2	19.5	19.4	19.4	0	20.5
		1	0	21.4	21.4	21.1	0	22.2	19.6	19.8	19.6	0	20.5
		1	49	21.6	21.5	21.2	0	22.2	19.7	19.9	19.6	0	20.5
		1	99	21.5	21.4	21.0	0	22.2	19.6	19.6	19.4	0	20.5
		50	0	21.0	21.1	21.0	0	22.2	19.4	19.4	19.4	0	20.5
		50	24	21.1	21.1	21.0	0	22.2	19.5	19.4	19.3	0	20.5
	64QAM	50	50	21.1	21.1	20.9	0	22.2	19.4	19.4	19.2	0	20.5
		100	0	21.1	21.1	20.9	0	22.2	19.4	19.4	19.3	0	20.5
		1	0	21.2	21.3	21.1	0	22.2	19.5	19.7	19.4	0	20.5
		1	49	21.3	21.4	21.1	0	22.2	19.6	19.7	19.5	0	20.5
		1	99	21.3	21.3	20.9	0	22.2	19.5	19.6	19.2	0	20.5
		50	0	21.0	21.1	21.0	0	22.2	19.3	19.4	19.3	0	20.5
	256QAM	50	24	21.1	21.2	21.0	0	22.2	19.4	19.4	19.3	0	20.5
		50	50	21.1	21.1	20.9	0	22.2	19.4	19.4	19.2	0	20.5
		100	0	21.1	21.1	21.0	0	22.2	19.4	19.4	19.3	0	20.5
		1	0	20.0	20.1	20.0	1.5	20.7	19.5	19.6	19.5	0	20.5
		1	49	20.0	20.1	19.9	1.5	20.7	19.5	19.6	19.3	0	20.5
		1	99	20.1	20.0	19.8	1.5	20.7	19.6	19.5	19.3	0	20.5
15	QPSK	50	0	19.9	19.9	19.8	1.5	20.7	19.3	19.4	19.3	0	20.5
		50	24	19.9	19.9	19.8	1.5	20.7	19.4	19.4	19.3	0	20.5
		50	50	19.9	19.9	19.6	1.5	20.7	19.4	19.4	19.2	0	20.5
		100	0	19.9	19.9	19.8	1.5	20.7	19.4	19.4	19.3	0	20.5
		1	0	21.0	21.1	20.9	0	22.2	19.3	19.4	19.2	0	20.5
		1	37	21.0	21.1	20.9	0	22.2	19.3	19.4	19.1	0	20.5
	16QAM	1	74	21.1	21.1	20.8	0	22.2	19.3	19.4	19.0	0	20.5
		36	0	21.0	21.1	21.0	0	22.2	19.3	19.4	19.3	0	20.5
		36	20	21.1	21.1	20.9	0	22.2	19.3	19.4	19.2	0	20.5
		36	39	21.1	21.1	20.9	0	22.2	19.4	19.4	19.2	0	20.5
		75	0	21.1	21.1	20.9	0	22.2	19.3	19.4	19.2	0	20.5
		1	0	21.3	21.4	21.1	0	22.2	19.6	19.7	19.5	0	20.5
	64QAM	1	37	21.3	21.5	21.1	0	22.2	19.6	19.7	19.5	0	20.5
		1	74	21.3	21.4	21.0	0	22.2	19.6	19.7	19.4	0	20.5
		36	0	21.0	21.1	21.0	0	22.2	19.3	19.4	19.3	0	20.5
		36	20	21.1	21.1	21.0	0	22.2	19.4	19.4	19.3	0	20.5
		36	39	21.1	21.1	20.9	0	22.2	19.4	19.4	19.3	0	20.5
		75	0	21.1	21.1	20.9	0	22.2	19.4	19.4	19.3	0	20.5
	256QAM	1	0	21.2	21.4	21.1	0	22.2	19.5	19.6	19.5	0	20.5
		1	37	21.3	21.4	21.1	0	22.2	19.5	19.7	19.5	0	20.5
		1	74	21.4	21.4	21.1	0	22.2	19.6	19.6	19.3	0	20.5
		36	0	21.0	21.2	21.0	0	22.2	19.3	19.4	19.3	0	20.5
		36	20	21.1	21.1	21.0	0	22.2	19.4	19.4	19.3	0	20.5
		36	39	21.1	21.1	20.9	0	22.2	19.4	19.4	19.2	0	20.5
256QAM	75	0	21.1	21.1	21.0	0	22.2	19.4	19.4	19.2	0	20.5	
	1	0	19.9	20.0	19.9	1.5	20.7	19.4	19.5	19.4	0	20.5	
	1	37	20.0	20.1	19.9	1.5	20.7	19.4	19.6	19.4	0	20.5	
	1	74	20.1	20.0	19.8	1.5	20.7	19.5	19.5	19.3	0	20.5	
	36	0	19.8	19.9	19.8	1.5	20.7	19.3	19.4	19.3	0	20.5	
	36	20	19.9	19.9	19.7	1.5	20.7	19.4	19.4	19.2	0	20.5	
256QAM	36	39	19.9	19.9	19.7	1.5	20.7	19.4	19.4	19.2	0	20.5	
	75	0	19.9	19.9	19.8	1.5	20.7	19.4	19.4	19.3	0	20.5	

LTE Band 66 Measured Results (ANT3) (continued)

BW (MHz)	Mode	RB Allocation	RB Offset	Mode A Power (dBm)					Mode B Power (dBm)					
				132022	132322	132622	MPR	Max Power	132022	132322	132622	MPR	Max Power	
				1715 MHz	1745 MHz	1775 MHz			1715 MHz	1745 MHz	1775 MHz			
10	QPSK	1	0	21.1	21.2	21.0	0	22.2	19.4	19.5	19.3	0	20.5	
		1	25	21.2	21.3	21.0	0	22.2	19.4	19.5	19.3	0	20.5	
		1	49	21.1	21.2	21.0	0	22.2	19.4	19.5	19.3	0	20.5	
		25	0	21.1	21.2	21.1	0	22.2	19.4	19.5	19.3	0	20.5	
		25	12	21.2	21.2	21.1	0	22.2	19.4	19.5	19.3	0	20.5	
		25	25	21.2	21.2	21.0	0	22.2	19.4	19.5	19.3	0	20.5	
	16QAM	1	0	21.2	21.2	21.0	0	22.2	19.4	19.5	19.3	0	20.5	
		1	0	21.4	21.6	21.4	0	22.2	19.7	19.8	19.7	0	20.5	
		1	25	21.4	21.6	21.3	0	22.2	19.7	19.8	19.6	0	20.5	
		1	49	21.4	21.6	21.3	0	22.2	19.7	19.8	19.7	0	20.5	
		25	0	21.1	21.3	21.0	0	22.2	19.4	19.5	19.4	0	20.5	
		25	12	21.2	21.3	21.1	0	22.2	19.5	19.5	19.4	0	20.5	
	64QAM	25	25	21.2	21.3	21.0	0	22.2	19.5	19.5	19.4	0	20.5	
		50	0	21.2	21.2	21.0	0	22.2	19.5	19.5	19.3	0	20.5	
		1	0	21.4	21.4	21.2	0	22.2	19.6	19.7	19.5	0	20.5	
		1	25	21.4	21.5	21.3	0	22.2	19.7	19.8	19.5	0	20.5	
		1	49	21.4	21.5	21.2	0	22.2	19.6	19.7	19.5	0	20.5	
		25	0	21.1	21.2	21.1	0	22.2	19.3	19.5	19.3	0	20.5	
	256QAM	25	12	21.2	21.3	21.1	0	22.2	19.4	19.5	19.3	0	20.5	
		25	25	21.2	21.3	21.1	0	22.2	19.4	19.5	19.3	0	20.5	
		50	0	21.2	21.3	21.1	0	22.2	19.4	19.5	19.3	0	20.5	
		1	0	20.0	20.1	20.0	1.5	20.7	19.5	19.5	19.5	0	20.5	
		1	25	20.1	20.3	20.0	1.5	20.7	19.6	19.7	19.5	0	20.5	
		1	49	20.1	20.1	20.0	1.5	20.7	19.5	19.5	19.4	0	20.5	
	5	QPSK	25	0	19.9	20.1	19.9	1.5	20.7	19.4	19.5	19.3	0	20.5
25			12	20.0	20.1	19.9	1.5	20.7	19.5	19.5	19.3	0	20.5	
25			25	20.0	20.1	19.9	1.5	20.7	19.5	19.5	19.3	0	20.5	
50			0	20.0	20.1	19.9	1.5	20.7	19.4	19.5	19.3	0	20.5	
16QAM			1	0	20.0	20.1	20.0	1.5	20.7	19.5	19.5	19.5	0	20.5
			1	12	20.1	20.2	20.1	1.5	20.7	19.6	19.7	19.5	0	20.5
		1	24	20.0	20.1	20.0	1.5	20.7	19.5	19.6	19.4	0	20.5	
		12	0	20.0	20.1	19.9	1.5	20.7	19.4	19.5	19.3	0	20.5	
		12	7	20.0	20.1	19.9	1.5	20.7	19.4	19.5	19.3	0	20.5	
		12	13	20.0	20.1	19.9	1.5	20.7	19.4	19.5	19.3	0	20.5	
		25	0	20.0	20.1	19.9	1.5	20.7	19.4	19.5	19.3	0	20.5	
		64QAM	1	0	21.2	21.3	21.1	0	22.2	19.5	19.5	19.3	0	20.5
			1	12	21.3	21.4	21.2	0	22.2	19.5	19.6	19.4	0	20.5
			1	24	21.3	21.3	21.1	0	22.2	19.5	19.5	19.3	0	20.5
12			0	21.2	21.3	21.1	0	22.2	19.4	19.4	19.3	0	20.5	
12			7	21.2	21.3	21.1	0	22.2	19.5	19.5	19.3	0	20.5	
12			13	21.2	21.3	21.1	0	22.2	19.4	19.5	19.3	0	20.5	
256QAM		25	0	21.2	21.2	21.0	0	22.2	19.4	19.5	19.3	0	20.5	
		1	0	21.2	21.3	21.1	0	22.2	19.4	19.5	19.3	0	20.5	
		1	12	21.2	21.3	21.1	0	22.2	19.4	19.5	19.3	0	20.5	
		1	24	21.2	21.3	21.1	0	22.2	19.4	19.5	19.3	0	20.5	
		12	0	21.2	21.3	21.1	0	22.2	19.4	19.5	19.3	0	20.5	
		12	7	21.2	21.3	21.1	0	22.2	19.4	19.5	19.3	0	20.5	

LTE Band 66 Measured Results (ANT3) (continued)

BW (MHz)	Mode	RB Allocation	RB Offset	Mode A Power (dBm)					Mode B Power (dBm)				
				131987	132322	132657	MPR	Max Power	131987	132322	132657	MPR	Max Power
				1711.5 MHz	1745 MHz	1778.5 MHz			1711.5 MHz	1745 MHz	1778.5 MHz		
3	QPSK	1	0	21.0	21.2	20.9	0	22.2	19.2	19.3	19.2	0	20.5
		1	8	21.1	21.3	21.1	0	22.2	19.4	19.5	19.2	0	20.5
		1	14	21.0	21.2	20.9	0	22.2	19.2	19.4	19.2	0	20.5
		8	0	21.1	21.2	21.0	0	22.2	19.3	19.4	19.2	0	20.5
		8	4	21.1	21.2	21.0	0	22.2	19.4	19.4	19.3	0	20.5
		8	7	21.1	21.2	21.0	0	22.2	19.3	19.4	19.2	0	20.5
	16QAM	15	0	21.1	21.2	21.0	0	22.2	19.3	19.4	19.2	0	20.5
		1	0	21.4	21.5	21.2	0	22.2	19.5	19.7	19.5	0	20.5
		1	8	21.5	21.6	21.3	0	22.2	19.7	19.8	19.5	0	20.5
		1	14	21.4	21.5	21.3	0	22.2	19.6	19.8	19.5	0	20.5
		8	0	21.2	21.3	21.1	0	22.2	19.5	19.5	19.3	0	20.5
		8	4	21.2	21.3	21.2	0	22.2	19.5	19.5	19.3	0	20.5
	64QAM	8	7	21.2	21.3	21.2	0	22.2	19.5	19.5	19.3	0	20.5
		15	0	21.1	21.3	21.0	0	22.2	19.4	19.4	19.3	0	20.5
		1	0	21.3	21.5	21.2	0	22.2	19.5	19.6	19.3	0	20.5
		1	8	21.5	21.6	21.3	0	22.2	19.5	19.8	19.3	0	20.5
		1	14	21.4	21.5	21.2	0	22.2	19.5	19.6	19.3	0	20.5
		8	0	21.2	21.3	21.0	0	22.2	19.4	19.4	19.2	0	20.5
	256QAM	8	4	21.2	21.3	21.1	0	22.2	19.4	19.5	19.3	0	20.5
		8	7	21.2	21.3	21.1	0	22.2	19.4	19.5	19.2	0	20.5
		15	0	21.2	21.2	21.0	0	22.2	19.4	19.4	19.2	0	20.5
		1	0	19.9	20.1	19.9	1.5	20.7	19.3	19.5	19.3	0	20.5
		1	8	20.2	20.4	19.9	1.5	20.7	19.6	19.6	19.4	0	20.5
		1	14	20.0	20.1	19.8	1.5	20.7	19.4	19.5	19.3	0	20.5
1.4	QPSK	8	0	20.0	20.0	19.8	1.5	20.7	19.4	19.4	19.2	0	20.5
		8	4	20.0	20.1	19.9	1.5	20.7	19.4	19.5	19.2	0	20.5
		8	7	20.0	20.1	19.9	1.5	20.7	19.4	19.5	19.2	0	20.5
		15	0	20.0	20.1	19.9	1.5	20.7	19.3	19.4	19.2	0	20.5
		1	0	21.1	21.2	21.0	0	22.2	19.3	19.4	19.1	0	20.5
		1	3	21.1	21.2	21.0	0	22.2	19.3	19.4	19.2	0	20.5
	16QAM	1	5	21.1	21.3	21.0	0	22.2	19.3	19.4	19.2	0	20.5
		3	1	21.1	21.3	20.9	0	22.2	19.3	19.4	19.2	0	20.5
		3	3	21.1	21.3	21.0	0	22.2	19.3	19.4	19.1	0	20.5
		6	0	21.1	21.2	20.9	0	22.2	19.3	19.4	19.2	0	20.5
		1	0	21.3	21.5	21.3	0	22.2	19.7	19.8	19.5	0	20.5
		1	3	21.3	21.6	21.3	0	22.2	19.7	19.8	19.6	0	20.5
64QAM	1	5	21.3	21.6	21.3	0	22.2	19.7	19.8	19.5	0	20.5	
	3	0	21.2	21.4	21.1	0	22.2	19.5	19.7	19.4	0	20.5	
	3	1	21.2	21.4	21.2	0	22.2	19.5	19.6	19.4	0	20.5	
	3	3	21.2	21.5	21.2	0	22.2	19.5	19.6	19.4	0	20.5	
	6	0	21.2	21.4	21.0	0	22.2	19.3	19.5	19.3	0	20.5	
	1	0	21.3	21.4	21.1	0	22.2	19.4	19.6	19.3	0	20.5	
256QAM	1	3	21.4	21.6	21.3	0	22.2	19.4	19.6	19.4	0	20.5	
	1	5	21.4	21.4	21.0	0	22.2	19.4	19.6	19.3	0	20.5	
	3	0	21.1	21.4	21.1	0	22.2	19.3	19.5	19.3	0	20.5	
	3	1	21.1	21.4	21.1	0	22.2	19.3	19.5	19.3	0	20.5	
	3	3	21.1	21.4	21.1	0	22.2	19.3	19.5	19.2	0	20.5	
	6	0	21.1	21.3	21.0	0	22.2	19.3	19.5	19.2	0	20.5	
1.4	256QAM	1	0	19.9	20.2	19.9	1.5	20.7	19.3	19.6	19.3	0	20.5
		1	3	20.0	20.2	19.9	1.5	20.7	19.4	19.6	19.3	0	20.5
		1	5	20.0	20.1	19.8	1.5	20.7	19.4	19.6	19.3	0	20.5
		3	0	19.9	20.1	19.8	1.5	20.7	19.2	19.5	19.2	0	20.5
		3	1	20.0	20.1	19.8	1.5	20.7	19.3	19.5	19.2	0	20.5
		3	3	20.0	20.1	19.8	1.5	20.7	19.3	19.5	19.2	0	20.5

LTE Band 66 Measured Results (ANT4)

BW (MHz)	Mode	RB Allocation	RB Offset	Mode A Power (dBm)					Mode B Power (dBm)					
				132072	132322	132572	MPR	Max Power	132072	132322	132572	MPR	Max Power	
				1720 MHz	1745 MHz	1770 MHz			1720 MHz	1745 MHz	1770 MHz			
20	QPSK	1	0	20.2	20.1	19.9	0	21.1	20.8	20.6	20.5	0	22.0	
		1	49	20.0	20.0	20.0	0	21.1	20.7	20.5	20.5	0	22.0	
		1	99	20.0	20.0	19.8	0	21.1	20.7	20.5	20.4	0	22.0	
		50	0	20.2	20.0	20.0	0	21.1	20.8	20.6	20.6	0	22.0	
		50	24	20.2	20.1	20.0	0	21.1	20.8	20.6	20.6	0	22.0	
		50	50	20.1	20.0	20.1	0	21.1	20.7	20.6	20.6	0	22.0	
	16QAM	100	0	20.2	20.1	20.0	0	21.1	20.7	20.6	20.5	0	22.0	
		1	0	20.6	20.7	20.5	0	21.1	21.2	21.3	21.2	0	22.0	
		1	49	20.7	20.6	20.5	0	21.1	21.2	21.2	21.2	0	22.0	
		1	99	20.6	20.5	20.4	0	21.1	21.2	21.2	21.1	0	22.0	
		50	0	20.2	20.2	20.1	0	21.1	20.8	20.8	20.8	0	22.0	
		50	24	20.2	20.1	20.1	0	21.1	20.9	20.8	20.8	0	22.0	
	64QAM	50	50	20.2	20.2	20.2	0	21.1	20.8	20.8	20.8	0	22.0	
		100	0	20.2	20.1	20.1	0	21.1	20.9	20.8	20.8	0	22.0	
		1	0	20.4	20.4	20.3	0	21.1	21.0	21.1	21.0	0	22.0	
		1	49	20.4	20.3	20.4	0	21.1	20.9	20.9	20.9	0	22.0	
		1	99	20.4	20.4	20.2	0	21.1	21.0	21.0	21.0	0	22.0	
		50	0	20.2	20.1	20.1	0	21.1	20.8	20.8	20.8	0	22.0	
	256QAM	50	24	20.2	20.1	20.1	0	21.1	20.8	20.8	20.7	0	22.0	
		50	50	20.2	20.2	20.2	0	21.1	20.8	20.8	20.8	0	22.0	
		100	0	20.2	20.1	20.1	0	21.1	20.8	20.7	20.7	0	22.0	
		1	0	19.8	19.7	19.8	0.9	20.2	19.8	19.8	19.7	1.8	20.2	
		1	49	19.8	19.7	19.7	0.9	20.2	19.8	19.8	19.7	1.8	20.2	
		1	99	19.8	19.7	19.8	0.9	20.2	19.8	19.8	19.7	1.8	20.2	
256QAM	50	0	19.6	19.6	19.5	0.9	20.2	19.6	19.6	19.6	1.8	20.2		
	50	24	19.6	19.5	19.5	0.9	20.2	19.6	19.6	19.6	1.8	20.2		
	50	50	19.6	19.6	19.6	0.9	20.2	19.6	19.6	19.6	1.8	20.2		
	100	0	19.6	19.5	19.5	0.9	20.2	19.6	19.6	19.5	1.8	20.2		
	15	QPSK	1	0	20.2	20.2	20.1	0	21.1	20.8	20.8	20.8	0	22.0
			1	37	20.2	20.1	20.1	0	21.1	20.8	20.8	20.8	0	22.0
1			74	20.2	20.1	20.0	0	21.1	20.8	20.8	20.8	0	22.0	
36			0	20.2	20.1	20.1	0	21.1	20.8	20.8	20.8	0	22.0	
36			20	20.2	20.1	20.1	0	21.1	20.9	20.8	20.8	0	22.0	
36			39	20.2	20.2	20.2	0	21.1	20.9	20.8	20.8	0	22.0	
16QAM		75	0	20.2	20.1	20.1	0	21.1	20.9	20.8	20.7	0	22.0	
		1	0	20.6	20.5	20.4	0	21.1	21.2	21.2	21.2	0	22.0	
		1	37	20.5	20.5	20.5	0	21.1	21.2	21.2	21.2	0	22.0	
		1	74	20.6	20.5	20.4	0	21.1	21.2	21.2	21.1	0	22.0	
		36	0	20.2	20.2	20.1	0	21.1	20.8	20.8	20.8	0	22.0	
		36	20	20.2	20.1	20.1	0	21.1	20.8	20.7	20.7	0	22.0	
64QAM		36	39	20.2	20.2	20.2	0	21.1	20.8	20.8	20.8	0	22.0	
		75	0	20.2	20.1	20.1	0	21.1	20.8	20.8	20.7	0	22.0	
		1	0	20.4	20.4	20.2	0	21.1	21.0	21.0	21.1	0	22.0	
		1	37	20.3	20.4	20.3	0	21.1	21.0	21.1	21.1	0	22.0	
		1	74	20.3	20.4	20.2	0	21.1	21.0	21.1	21.0	0	22.0	
		36	0	20.2	20.1	20.1	0	21.1	20.8	20.8	20.8	0	22.0	
256QAM		36	20	20.2	20.1	20.1	0	21.1	20.8	20.7	20.8	0	22.0	
		36	39	20.2	20.2	20.1	0	21.1	20.8	20.8	20.8	0	22.0	
		75	0	20.2	20.1	20.1	0	21.1	20.9	20.8	20.8	0	22.0	
		1	0	19.7	19.7	19.7	0.9	20.2	19.7	19.7	19.6	1.8	20.2	
		1	37	19.7	19.7	19.7	0.9	20.2	19.7	19.7	19.6	1.8	20.2	
		1	74	19.7	19.7	19.7	0.9	20.2	19.8	19.7	19.7	1.8	20.2	
256QAM	36	0	19.6	19.5	19.5	0.9	20.2	19.6	19.6	19.6	1.8	20.2		
	36	20	19.6	19.5	19.5	0.9	20.2	19.7	19.5	19.6	1.8	20.2		
	36	39	19.6	19.6	19.6	0.9	20.2	19.6	19.6	19.6	1.8	20.2		
	75	0	19.6	19.5	19.5	0.9	20.2	19.6	19.6	19.6	1.8	20.2		
	256QAM	1	0	19.6	19.5	19.5	0.9	20.2	19.6	19.6	19.6	1.8	20.2	
		1	37	19.6	19.5	19.5	0.9	20.2	19.6	19.6	19.6	1.8	20.2	
1		74	19.6	19.5	19.5	0.9	20.2	19.6	19.6	19.6	1.8	20.2		
36		0	19.6	19.5	19.5	0.9	20.2	19.6	19.6	19.6	1.8	20.2		
36		20	19.6	19.5	19.5	0.9	20.2	19.7	19.5	19.6	1.8	20.2		
36		39	19.6	19.6	19.6	0.9	20.2	19.6	19.6	19.6	1.8	20.2		

LTE Band 66 Measured Results (ANT4) (continued)

BW (MHz)	Mode	RB Allocation	RB Offset	Mode A Power (dBm)					Mode B Power (dBm)				
				132022	132322	132622	MPR	Max Power	132022	132322	132622	MPR	Max Power
				1715 MHz	1745 MHz	1775 MHz			1715 MHz	1745 MHz	1775 MHz		
10	QPSK	1	0	20.4	20.3	20.3	0	21.1	20.9	20.9	20.9	0	22.0
		1	25	20.4	20.4	20.4	0	21.1	21.0	20.9	20.9	0	22.0
		1	49	20.3	20.3	20.3	0	21.1	20.9	20.8	20.8	0	22.0
		25	0	20.3	20.3	20.2	0	21.1	20.9	20.9	20.8	0	22.0
		25	12	20.4	20.3	20.3	0	21.1	21.0	20.9	20.8	0	22.0
		25	25	20.4	20.4	20.3	0	21.1	20.9	20.9	20.9	0	22.0
	16QAM	1	0	20.4	20.3	20.3	0	21.1	21.0	20.8	20.8	0	22.0
		1	25	20.6	20.6	20.5	0	21.1	21.1	21.1	21.1	0	22.0
		1	49	20.6	20.5	20.4	0	21.1	21.1	21.1	21.1	0	22.0
		25	0	20.3	20.3	20.2	0	21.1	20.9	20.9	20.9	0	22.0
		25	12	20.3	20.3	20.3	0	21.1	21.0	20.9	20.9	0	22.0
		25	25	20.3	20.3	20.3	0	21.1	21.0	21.0	21.0	0	22.0
	64QAM	1	0	20.4	20.3	20.3	0	21.1	20.9	20.8	20.8	0	22.0
		1	25	20.6	20.6	20.5	0	21.1	21.1	21.1	21.1	0	22.0
		1	49	20.5	20.5	20.4	0	21.1	21.0	21.0	21.0	0	22.0
		25	0	20.3	20.3	20.2	0	21.1	20.9	20.9	20.9	0	22.0
		25	12	20.3	20.3	20.3	0	21.1	21.0	20.9	20.8	0	22.0
		25	25	20.3	20.3	20.3	0	21.1	21.0	20.9	20.9	0	22.0
	256QAM	1	0	19.7	19.7	19.7	0.9	20.2	19.8	19.8	19.7	1.8	20.2
		1	25	19.8	19.8	19.9	0.9	20.2	19.9	19.9	19.8	1.8	20.2
		1	49	19.8	19.7	19.7	0.9	20.2	19.8	19.8	19.8	1.8	20.2
		25	0	19.7	19.7	19.6	0.9	20.2	19.7	19.7	19.6	1.8	20.2
		25	12	19.8	19.7	19.7	0.9	20.2	19.8	19.7	19.7	1.8	20.2
		25	25	19.7	19.7	19.7	0.9	20.2	19.7	19.7	19.7	1.8	20.2
	5	QPSK	1	0	20.2	20.2	20.2	0	21.1	20.9	20.8	20.8	0
1			12	20.3	20.4	20.3	0	21.1	20.9	20.9	20.9	0	22.0
1			24	20.2	20.2	20.2	0	21.1	20.8	20.8	20.8	0	22.0
12			0	20.4	20.3	20.3	0	21.1	20.9	20.8	20.9	0	22.0
12			7	20.4	20.3	20.4	0	21.1	21.0	20.9	20.9	0	22.0
12			13	20.4	20.3	20.3	0	21.1	20.9	20.9	20.9	0	22.0
16QAM		25	0	20.4	20.3	20.3	0	21.1	20.9	20.8	20.9	0	22.0
		1	0	20.6	20.6	20.6	0	21.1	21.2	21.2	21.1	0	22.0
		1	12	20.7	20.7	20.7	0	21.1	21.3	21.2	21.1	0	22.0
		1	24	20.7	20.5	20.5	0	21.1	21.2	21.2	21.1	0	22.0
		12	0	20.3	20.2	20.3	0	21.1	21.0	20.9	20.9	0	22.0
		12	7	20.4	20.2	20.3	0	21.1	21.0	20.9	21.0	0	22.0
64QAM		12	13	20.3	20.2	20.3	0	21.1	21.0	21.0	20.9	0	22.0
		25	0	20.4	20.2	20.3	0	21.1	21.0	20.9	20.9	0	22.0
		1	0	20.3	20.3	20.3	0	21.1	20.9	20.9	20.9	0	22.0
		1	12	20.4	20.4	20.4	0	21.1	21.0	20.9	21.0	0	22.0
		1	24	20.4	20.3	20.4	0	21.1	21.0	20.9	20.9	0	22.0
		12	0	20.3	20.3	20.3	0	21.1	20.9	20.8	20.9	0	22.0
256QAM		12	7	20.4	20.3	20.4	0	21.1	21.0	20.9	20.9	0	22.0
		12	13	20.4	20.3	20.3	0	21.1	21.0	20.9	20.9	0	22.0
		25	0	20.4	20.2	20.3	0	21.1	21.0	20.8	20.9	0	22.0
		1	0	19.7	19.9	19.7	0.9	20.2	19.6	19.7	19.7	1.8	20.2
		1	12	19.9	19.9	19.9	0.9	20.2	19.9	19.8	19.8	1.8	20.2
		1	24	19.8	19.7	19.9	0.9	20.2	19.8	19.7	19.7	1.8	20.2
256QAM		12	0	19.7	19.6	19.7	0.9	20.2	19.7	19.6	19.7	1.8	20.2
	12	7	19.8	19.7	19.7	0.9	20.2	19.8	19.7	19.7	1.8	20.2	
	12	13	19.7	19.8	19.7	0.9	20.2	19.7	19.7	19.6	1.8	20.2	
	25	0	19.7	19.6	19.7	0.9	20.2	19.7	19.6	19.7	1.8	20.2	

LTE Band 66 Measured Results (ANT4) (continued)

BW (MHz)	Mode	RB Allocation	RB Offset	Mode A Power (dBm)					Mode B Power (dBm)				
				131987	132322	132657	MPR	Max Power	131987	132322	132657	MPR	Max Power
				1711.5 MHz	1745 MHz	1778.5 MHz			1711.5 MHz	1745 MHz	1778.5 MHz		
3	QPSK	1	0	20.3	20.2	20.2	0	21.1	20.9	20.9	20.9	0	22.0
		1	8	20.4	20.4	20.4	0	21.1	21.0	21.0	21.0	0	22.0
		1	14	20.3	20.3	20.2	0	21.1	20.9	20.9	20.9	0	22.0
		8	0	20.3	20.3	20.3	0	21.1	21.0	20.9	20.9	0	22.0
		8	4	20.4	20.4	20.3	0	21.1	21.0	21.0	20.9	0	22.0
		8	7	20.4	20.4	20.3	0	21.1	21.0	21.0	20.9	0	22.0
	16QAM	15	0	20.3	20.2	20.3	0	21.1	20.9	20.8	20.9	0	22.0
		1	0	20.5	20.4	20.5	0	21.1	21.1	21.2	21.0	0	22.0
		1	8	20.6	20.5	20.5	0	21.1	21.3	21.2	21.1	0	22.0
		1	14	20.5	20.5	20.4	0	21.1	21.1	21.1	21.0	0	22.0
		8	0	20.4	20.3	20.3	0	21.1	21.0	20.9	20.9	0	22.0
		8	4	20.4	20.4	20.3	0	21.1	21.0	21.0	20.9	0	22.0
	64QAM	8	7	20.4	20.4	20.3	0	21.1	21.0	21.0	20.9	0	22.0
		15	0	20.3	20.3	20.3	0	21.1	21.0	20.9	20.9	0	22.0
		1	0	20.3	20.4	20.4	0	21.1	21.1	21.0	21.0	0	22.0
		1	8	20.4	20.5	20.5	0	21.1	21.1	21.1	21.1	0	22.0
		1	14	20.5	20.5	20.4	0	21.1	21.1	21.0	21.1	0	22.0
		8	0	20.4	20.3	20.3	0	21.1	21.0	20.9	21.0	0	22.0
	256QAM	8	4	20.4	20.4	20.4	0	21.1	21.0	21.0	21.0	0	22.0
		8	7	20.4	20.4	20.3	0	21.1	21.0	21.0	21.0	0	22.0
		15	0	20.4	20.2	20.3	0	21.1	20.9	20.9	20.9	0	22.0
		1	0	19.7	19.7	19.7	0.9	20.2	19.7	19.7	19.7	1.8	20.2
		1	8	19.8	19.9	19.8	0.9	20.2	19.8	19.8	19.8	1.8	20.2
		1	14	19.8	19.8	19.8	0.9	20.2	19.8	19.7	19.7	1.8	20.2
1.4	QPSK	8	0	19.7	19.6	19.7	0.9	20.2	19.7	19.7	19.7	1.8	20.2
		8	4	19.7	19.8	19.7	0.9	20.2	19.8	19.8	19.7	1.8	20.2
		8	7	19.8	19.7	19.7	0.9	20.2	19.8	19.7	19.7	1.8	20.2
		15	0	19.7	19.7	19.7	0.9	20.2	19.7	19.6	19.7	1.8	20.2
		1	0	20.3	20.3	20.3	0	21.1	20.9	20.9	20.8	0	22.0
		1	3	20.4	20.3	20.3	0	21.1	20.9	20.9	20.8	0	22.0
1.4	16QAM	1	5	20.3	20.3	20.3	0	21.1	20.9	20.9	20.8	0	22.0
		3	0	20.3	20.3	20.2	0	21.1	20.9	20.8	20.8	0	22.0
		3	1	20.4	20.3	20.2	0	21.1	20.9	20.9	20.8	0	22.0
		3	3	20.3	20.3	20.2	0	21.1	20.9	20.9	20.8	0	22.0
		6	0	20.3	20.3	20.2	0	21.1	20.9	20.9	20.8	0	22.0
		6	0	20.3	20.3	20.2	0	21.1	20.9	20.9	20.8	0	22.0
	64QAM	1	0	20.4	20.5	20.5	0	21.1	21.1	21.2	21.0	0	22.0
		1	3	20.4	20.5	20.5	0	21.1	21.1	21.1	20.9	0	22.0
		1	5	20.5	20.5	20.4	0	21.1	21.1	21.1	21.0	0	22.0
		3	0	20.4	20.4	20.4	0	21.1	21.1	21.0	21.0	0	22.0
		3	1	20.5	20.4	20.3	0	21.1	21.0	21.0	21.0	0	22.0
		3	3	20.4	20.4	20.3	0	21.1	21.0	21.0	20.9	0	22.0
256QAM	6	0	20.3	20.3	20.3	0	21.1	20.9	20.9	20.9	0	22.0	
	1	0	20.4	20.5	20.4	0	21.1	21.0	21.1	21.0	0	22.0	
	1	3	20.4	20.6	20.3	0	21.1	21.1	21.0	21.0	0	22.0	
	1	5	20.5	20.5	20.3	0	21.1	20.9	21.1	21.0	0	22.0	
	3	0	20.4	20.3	20.3	0	21.1	21.0	20.9	20.9	0	22.0	
	3	1	20.4	20.3	20.3	0	21.1	21.0	20.9	20.9	0	22.0	
256QAM	3	3	20.4	20.3	20.3	0	21.1	21.1	21.0	20.9	0	22.0	
	6	0	20.4	20.3	20.3	0	21.1	21.0	20.8	20.8	0	22.0	
	1	0	19.8	19.9	19.8	0.9	20.2	19.8	19.9	19.7	1.8	20.2	
	1	3	19.9	19.8	19.8	0.9	20.2	19.9	19.8	19.7	1.8	20.2	
	1	5	19.9	19.7	19.6	0.9	20.2	19.7	19.7	19.7	1.8	20.2	
	3	0	19.7	19.7	19.7	0.9	20.2	19.8	19.7	19.7	1.8	20.2	

LTE Band 71 Measured Results (ANT1)

BW (MHz)	Mode	RB Allocation	RB Offset	Mode A Power (dBm)				Mode B Power (dBm)					
				133297		MPR	Max Power	133297		MPR	Max Power		
				680.5 MHz				680.5 MHz					
20	QPSK	1	0	24.3		0	25.7	23.9		0	25.2		
		1	49	24.3		0	25.7	23.9		0	25.2		
		1	99	24.4		0	25.7	23.9		0	25.2		
		50	0	23.6		1	24.7	23.7		0.5	24.7		
		50	24	23.7		1	24.7	23.7		0.5	24.7		
		50	50	23.7		1	24.7	23.7		0.5	24.7		
	16QAM	100	0	23.7		1	24.7	23.7		0.5	24.7		
		1	0	23.9		1	24.7	23.8		0.5	24.7		
		1	49	24.0		1	24.7	23.9		0.5	24.7		
		1	99	23.9		1	24.7	23.9		0.5	24.7		
		50	0	22.7		2	23.7	22.7		1.5	23.7		
		50	24	22.7		2	23.7	22.6		1.5	23.7		
	64QAM	50	50	22.7		2	23.7	22.7		1.5	23.7		
		100	0	22.7		2	23.7	22.7		1.5	23.7		
		1	0	22.9		2	23.7	22.8		1.5	23.7		
		1	49	22.9		2	23.7	23.0		1.5	23.7		
		1	99	22.8		2	23.7	22.8		1.5	23.7		
		50	0	21.7		3	22.7	21.6		2.5	22.7		
	256QAM	50	24	21.6		3	22.7	21.6		2.5	22.7		
		50	50	21.7		3	22.7	21.7		2.5	22.7		
		100	0	21.7		3	22.7	21.7		2.5	22.7		
		1	0	19.9		5	20.7	19.8		4.5	20.7		
		1	49	19.8		5	20.7	19.7		4.5	20.7		
		1	99	20.0		5	20.7	19.9		4.5	20.7		
15	QPSK	50	0	19.7		5	20.7	19.7		4.5	20.7		
		50	24	19.7		5	20.7	19.6		4.5	20.7		
		50	50	19.8		5	20.7	19.8		4.5	20.7		
		100	0	19.8		5	20.7	19.7		4.5	20.7		
						Mode A Power (dBm)				Mode B Power (dBm)			
		BW (MHz)	Mode	RB Allocation	RB Offset	Mode A Power (dBm)				Mode B Power (dBm)			
133297						MPR	Max Power	133297		MPR	Max Power		
680.5 MHz								680.5 MHz					
15	QPSK	1	0	24.3		0	25.7	23.8		0	25.2		
		1	37	24.3		0	25.7	23.8		0	25.2		
		1	74	24.3		0	25.7	23.8		0	25.2		
		36	0	23.6		1	24.7	23.6		0.5	24.7		
		36	20	23.7		1	24.7	23.6		0.5	24.7		
		36	39	23.6		1	24.7	23.6		0.5	24.7		
	16QAM	75	0	23.6		1	24.7	23.6		0.5	24.7		
		1	0	23.8		1	24.7	23.7		0.5	24.7		
		1	37	23.9		1	24.7	23.8		0.5	24.7		
		36	0	22.6		2	23.7	22.6		1.5	23.7		
		36	20	22.7		2	23.7	22.7		1.5	23.7		
		36	39	22.7		2	23.7	22.6		1.5	23.7		
	64QAM	75	0	22.7		2	23.7	22.6		1.5	23.7		
		1	0	22.8		2	23.7	22.8		1.5	23.7		
		1	37	22.8		2	23.7	22.8		1.5	23.7		
		1	74	22.8		2	23.7	22.9		1.5	23.7		
		36	0	21.6		3	22.7	21.6		2.5	22.7		
		36	20	21.7		3	22.7	21.6		2.5	22.7		
	256QAM	36	39	21.6		3	22.7	21.6		2.5	22.7		
		75	0	21.7		3	22.7	21.7		2.5	22.7		
		1	0	19.6		5	20.7	19.7		4.5	20.7		
		1	37	19.7		5	20.7	19.8		4.5	20.7		
		1	74	19.8		5	20.7	19.9		4.5	20.7		
		36	0	19.7		5	20.7	19.6		4.5	20.7		
15	QPSK	36	20	19.7		5	20.7	19.7		4.5	20.7		
		36	39	19.7		5	20.7	19.6		4.5	20.7		
		75	0	19.7		5	20.7	19.7		4.5	20.7		
						Mode A Power (dBm)				Mode B Power (dBm)			
		BW (MHz)	Mode	RB Allocation	RB Offset	Mode A Power (dBm)				Mode B Power (dBm)			
						133297		MPR	Max Power	133297		MPR	Max Power
680.5 MHz						680.5 MHz							

LTE Band 71 Measured Results (ANT1) (continued)

BW (MHz)	Mode	RB Allocation	RB Offset	Mode A Power (dBm)				Mode B Power (dBm)					
				133147 665.5 MHz	133297 680.5 MHz	133447 695.5 MHz	MPR	Max Power	133147 665.5 MHz	133297 680.5 MHz	133447 695.5 MHz	MPR	Max Power
10	QPSK	1	0	24.4			0	25.7	24.0			0	25.2
		1	25	24.5			0	25.7	24.0			0	25.2
		1	49	24.5			0	25.7	24.0			0	25.2
		25	0	23.8			1	24.7	23.8			0.5	24.7
		25	12	23.8			1	24.7	23.8			0.5	24.7
		25	25	23.8			1	24.7	23.8			0.5	24.7
	16QAM	50	0	23.8			1	24.7	23.7			0.5	24.7
		1	0	24.2			1	24.7	24.1			0.5	24.7
		1	25	24.2			1	24.7	24.1			0.5	24.7
		1	49	24.3			1	24.7	24.1			0.5	24.7
		25	0	22.8			2	23.7	22.8			1.5	23.7
		25	12	22.8			2	23.7	22.8			1.5	23.7
	64QAM	25	25	22.9			2	23.7	22.9			1.5	23.7
		50	0	22.8			2	23.7	22.8			1.5	23.7
		1	0	23.0			2	23.7	23.0			1.5	23.7
		1	25	23.1			2	23.7	23.0			1.5	23.7
		1	49	23.1			2	23.7	23.0			1.5	23.7
		25	0	21.8			3	22.7	21.7			2.5	22.7
	256QAM	25	12	21.8			3	22.7	21.8			2.5	22.7
		25	25	21.9			3	22.7	21.8			2.5	22.7
50		0	21.8			3	22.7	21.8			2.5	22.7	
1		0	19.8			5	20.7	19.8			4.5	20.7	
1		25	19.9			5	20.7	19.9			4.5	20.7	
1		49	19.9			5	20.7	20.0			4.5	20.7	
5	QPSK	25	0	19.8			5	20.7	19.7			4.5	20.7
		25	12	19.8			5	20.7	19.8			4.5	20.7
		25	25	19.8			5	20.7	19.8			4.5	20.7
		50	0	19.8			5	20.7	19.7			4.5	20.7
		133147 665.5 MHz	133297 680.5 MHz	133447 695.5 MHz	MPR	Max Power	133147 665.5 MHz	133297 680.5 MHz	133447 695.5 MHz	MPR	Max Power		
		1	0	24.5	24.4	24.6	0	25.7	23.9	23.9	24.0	0	25.2
	1	12	24.5	24.5	24.7	0	25.7	24.0	24.0	24.1	0	25.2	
	1	24	24.4	24.4	24.5	0	25.7	23.9	23.9	24.0	0	25.2	
	12	0	23.8	23.7	23.9	1	24.7	23.7	23.7	23.8	0.5	24.7	
	12	7	23.9	23.8	23.9	1	24.7	23.8	23.7	23.9	0.5	24.7	
	12	13	23.8	23.8	23.9	1	24.7	23.8	23.8	23.8	0.5	24.7	
	25	0	23.8	23.8	23.9	1	24.7	23.8	23.8	23.9	0.5	24.7	
	16QAM	1	0	24.1	24.1	24.2	1	24.7	24.1	24.0	24.2	0.5	24.7
		1	12	24.2	24.2	24.3	1	24.7	24.1	24.2	24.2	0.5	24.7
		1	24	24.1	24.1	24.1	1	24.7	24.1	24.0	24.1	0.5	24.7
		12	0	22.8	22.8	23.0	2	23.7	22.7	22.7	22.9	1.5	23.7
		12	7	22.9	22.8	23.0	2	23.7	22.8	22.7	22.9	1.5	23.7
		12	13	22.9	22.9	23.0	2	23.7	22.8	22.8	22.9	1.5	23.7
	64QAM	25	0	22.9	22.9	22.9	2	23.7	22.8	22.8	22.9	1.5	23.7
		1	0	23.0	22.9	23.0	2	23.7	22.7	22.8	23.0	1.5	23.7
1		12	22.9	22.9	23.0	2	23.7	22.8	22.9	23.0	1.5	23.7	
1		24	22.9	22.8	22.8	2	23.7	22.7	22.8	22.9	1.5	23.7	
12		0	21.8	21.8	22.0	3	22.7	21.7	21.7	21.9	2.5	22.7	
12		7	21.9	21.8	22.0	3	22.7	21.8	21.7	21.9	2.5	22.7	
256QAM	12	13	21.9	21.9	21.9	3	22.7	21.8	21.8	21.9	2.5	22.7	
	25	0	21.9	21.9	21.9	3	22.7	21.8	21.8	21.9	2.5	22.7	
	1	0	19.8	19.9	20.1	5	20.7	19.8	19.8	20.0	4.5	20.7	
	1	12	20.0	20.0	20.1	5	20.7	20.0	20.0	20.0	4.5	20.7	
	1	24	19.9	19.9	20.0	5	20.7	19.8	19.8	19.9	4.5	20.7	
	12	0	19.8	19.8	19.9	5	20.7	19.7	19.7	19.9	4.5	20.7	
	12	7	19.9	19.8	19.9	5	20.7	19.8	19.8	19.9	4.5	20.7	
	12	13	19.8	19.8	19.9	5	20.7	19.8	19.8	19.9	4.5	20.7	
	25	0	19.8	19.8	19.9	5	20.7	19.8	19.8	19.9	4.5	20.7	
	25	0	19.8	19.8	19.9	5	20.7	19.8	19.8	19.9	4.5	20.7	

LTE Band 71 Measured Results (ANT2)

BW (MHz)	Mode	RB Allocation	RB Offset	Mode A Power (dBm)				Mode B Power (dBm)			
				133297		MPR	Max Power	133297		MPR	Max Power
				680.5 MHz				680.5 MHz			
20	QPSK	1	0	23.2		0	24.5	23.9		0	25.2
		1	49	23.3		0	24.5	24.0		0	25.2
		1	99	23.3		0	24.5	24.0		0	25.2
		50	0	23.2		0.3	24.2	23.2		1	24.2
		50	24	23.3		0.3	24.2	23.3		1	24.2
		50	50	23.3		0.3	24.2	23.3		1	24.2
	16QAM	100	0	23.3		0.3	24.2	23.3		1	24.2
		1	0	23.4		0.3	24.2	23.4		1	24.2
		1	49	23.7		0.3	24.2	23.7		1	24.2
		1	99	23.6		0.3	24.2	23.6		1	24.2
		50	0	22.3		1.3	23.2	22.3		2	23.2
		50	24	22.4		1.3	23.2	22.4		2	23.2
	64QAM	50	50	22.4		1.3	23.2	22.4		2	23.2
		100	0	22.4		1.3	23.2	22.4		2	23.2
		1	0	22.4		1.3	23.2	22.3		2	23.2
		1	49	22.6		1.3	23.2	22.4		2	23.2
		1	99	22.5		1.3	23.2	22.5		2	23.2
		50	0	21.3		2.3	22.2	21.2		3	22.2
	256QAM	50	24	21.4		2.3	22.2	21.3		3	22.2
		50	50	21.4		2.3	22.2	21.3		3	22.2
		100	0	21.4		2.3	22.2	21.4		3	22.2
		1	0	19.4		4.3	20.2	19.4		5	20.2
		1	49	19.5		4.3	20.2	19.4		5	20.2
		1	99	19.6		4.3	20.2	19.7		5	20.2
15	QPSK	50	0	19.3		4.3	20.2	19.3		5	20.2
		50	24	19.4		4.3	20.2	19.3		5	20.2
		50	50	19.4		4.3	20.2	19.4		5	20.2
		100	0	19.4		4.3	20.2	19.4		5	20.2
		1	0	19.4		4.3	20.2	19.4		5	20.2
		1	49	19.5		4.3	20.2	19.4		5	20.2
	16QAM	1	99	19.6		4.3	20.2	19.7		5	20.2
		50	0	22.3		1.3	23.2	22.2		2	23.2
		50	24	22.4		1.3	23.2	22.3		2	23.2
		50	50	22.4		1.3	23.2	22.4		2	23.2
		100	0	22.4		1.3	23.2	22.4		2	23.2
		1	0	22.4		1.3	23.2	22.3		2	23.2
	64QAM	1	49	22.6		1.3	23.2	22.4		2	23.2
		1	99	22.5		1.3	23.2	22.5		2	23.2
		50	0	21.3		2.3	22.2	21.2		3	22.2
		50	24	21.4		2.3	22.2	21.3		3	22.2
		50	50	21.4		2.3	22.2	21.3		3	22.2
		100	0	21.4		2.3	22.2	21.4		3	22.2
	256QAM	1	0	19.4		4.3	20.2	19.4		5	20.2
		1	49	19.5		4.3	20.2	19.4		5	20.2
		1	99	19.6		4.3	20.2	19.7		5	20.2
		50	0	19.3		4.3	20.2	19.3		5	20.2
		50	24	19.4		4.3	20.2	19.3		5	20.2
		50	50	19.4		4.3	20.2	19.4		5	20.2
15	QPSK	100	0	19.4		4.3	20.2	19.4		5	20.2
		1	0	23.2		0	24.5	23.9		0	25.2
		1	37	23.2		0	24.5	23.9		0	25.2
		1	74	23.3		0	24.5	24.0		0	25.2
		36	0	23.2		0.3	24.2	23.2		1	24.2
		36	20	23.2		0.3	24.2	23.2		1	24.2
	16QAM	36	39	23.3		0.3	24.2	23.2		1	24.2
		75	0	23.3		0.3	24.2	23.2		1	24.2
		1	0	23.4		0.3	24.2	23.4		1	24.2
		1	37	23.5		0.3	24.2	23.4		1	24.2
		1	74	23.6		0.3	24.2	23.5		1	24.2
		36	0	22.3		1.3	23.2	22.2		2	23.2
64QAM	36	20	22.3		1.3	23.2	22.2		2	23.2	
	36	39	22.3		1.3	23.2	22.3		2	23.2	
	75	0	22.3		1.3	23.2	22.3		2	23.2	
	1	0	22.4		1.3	23.2	22.3		2	23.2	
	1	37	22.5		1.3	23.2	22.3		2	23.2	
	1	74	22.5		1.3	23.2	22.4		2	23.2	
256QAM	36	0	21.2		2.3	22.2	21.2		3	22.2	
	36	20	21.2		2.3	22.2	21.2		3	22.2	
	36	39	21.3		2.3	22.2	21.2		3	22.2	
	75	0	21.3		2.3	22.2	21.3		3	22.2	
	1	0	19.4		4.3	20.2	19.3		5	20.2	
	1	37	19.4		4.3	20.2	19.4		5	20.2	
15	256QAM	1	74	19.5		4.3	20.2	19.6		5	20.2
		36	0	19.3		4.3	20.2	19.3		5	20.2
		36	20	19.2		4.3	20.2	19.2		5	20.2
		36	39	19.3		4.3	20.2	19.3		5	20.2
		75	0	19.3		4.3	20.2	19.3		5	20.2
		75	0	19.3		4.3	20.2	19.3		5	20.2

LTE Band 71 Measured Results (ANT2) (continued)

BW (MHz)	Mode	RB Allocation	RB Offset	Mode A Power (dBm)				Mode B Power (dBm)					
				133297 680.5 MHz		MPR	Max Power	133297 680.5 MHz		MPR	Max Power		
10	QPSK	1	0	23.4		0	24.5	24.0		0	25.2		
		1	25	23.5		0	24.5	24.1		0	25.2		
		1	49	23.5		0	24.5	24.1		0	25.2		
		25	0	23.4		0.3	24.2	23.3		1	24.2		
		25	12	23.5		0.3	24.2	23.4		1	24.2		
		25	25	23.5		0.3	24.2	23.4		1	24.2		
	16QAM	50	0	23.5		0.3	24.2	23.4		1	24.2		
		1	0	23.8		0.3	24.2	23.7		1	24.2		
		1	25	23.8		0.3	24.2	23.6		1	24.2		
		1	49	23.8		0.3	24.2	23.8		1	24.2		
		25	0	22.4		1.3	23.2	22.4		2	23.2		
		25	12	22.5		1.3	23.2	22.4		2	23.2		
	64QAM	25	25	22.5		1.3	23.2	22.4		2	23.2		
		50	0	22.5		1.3	23.2	22.4		2	23.2		
		1	0	22.6		1.3	23.2	22.6		2	23.2		
		1	25	22.7		1.3	23.2	22.7		2	23.2		
		1	49	22.7		1.3	23.2	22.6		2	23.2		
		25	0	21.4		2.3	22.2	21.4		3	22.2		
	256QAM	25	12	21.5		2.3	22.2	21.5		3	22.2		
		25	25	21.5		2.3	22.2	21.4		3	22.2		
50		0	21.5		2.3	22.2	21.4		3	22.2			
1		0	19.5		4.3	20.2	19.4		5	20.2			
1		25	19.6		4.3	20.2	19.5		5	20.2			
1		49	19.6		4.3	20.2	19.5		5	20.2			
256QAM	25	0	19.4		4.3	20.2	19.4		5	20.2			
	25	12	19.5		4.3	20.2	19.4		5	20.2			
256QAM	25	25	19.5		4.3	20.2	19.4		5	20.2			
	50	0	19.5		4.3	20.2	19.4		5	20.2			
BW (MHz)	Mode	RB Allocation	RB Offset	Mode A Power (dBm)				Mode B Power (dBm)					
				133147 665.5 MHz	133297 680.5 MHz	133447 695.5 MHz	MPR	Max Power	133147 665.5 MHz	133297 680.5 MHz	133447 695.5 MHz	MPR	Max Power
5	QPSK	1	0	23.3	23.3	23.5	0	24.5	23.9	24.0	24.2	0	25.2
		1	12	23.4	23.5	23.7	0	24.5	24.0	24.1	24.3	0	25.2
		1	24	23.3	23.4	23.5	0	24.5	23.9	24.0	24.1	0	25.2
		12	0	23.3	23.4	23.6	0.3	24.2	23.2	23.3	23.5	1	24.2
		12	7	23.4	23.5	23.6	0.3	24.2	23.4	23.5	23.5	1	24.2
		12	13	23.3	23.4	23.5	0.3	24.2	23.3	23.4	23.5	1	24.2
	16QAM	25	0	23.3	23.4	23.6	0.3	24.2	23.3	23.4	23.5	1	24.2
		1	0	23.6	23.8	23.9	0.3	24.2	23.6	23.7	23.9	1	24.2
		1	12	23.8	23.8	24.0	0.3	24.2	23.7	23.8	23.9	1	24.2
		1	24	23.6	23.7	23.8	0.3	24.2	23.6	23.7	23.8	1	24.2
		12	0	22.3	22.5	22.7	1.3	23.2	22.2	22.3	22.6	2	23.2
		12	7	22.4	22.6	22.7	1.3	23.2	22.3	22.4	22.6	2	23.2
	64QAM	12	13	22.4	22.6	22.6	1.3	23.2	22.3	22.4	22.6	2	23.2
		25	0	22.4	22.4	22.6	1.3	23.2	22.3	22.4	22.6	2	23.2
		1	0	22.4	22.4	22.6	1.3	23.2	22.4	22.4	22.6	2	23.2
		1	12	22.4	22.5	22.6	1.3	23.2	22.4	22.4	22.6	2	23.2
		1	24	22.3	22.4	22.6	1.3	23.2	22.3	22.3	22.5	2	23.2
		12	0	21.3	21.4	21.6	2.3	22.2	21.3	21.3	21.6	3	22.2
	256QAM	12	7	21.4	21.5	21.6	2.3	22.2	21.4	21.4	21.6	3	22.2
		12	13	21.4	21.5	21.6	2.3	22.2	21.3	21.4	21.5	3	22.2
25		0	21.4	21.5	21.6	2.3	22.2	21.3	21.4	21.5	3	22.2	
1		0	19.4	19.6	19.7	4.3	20.2	19.3	19.5	19.6	5	20.2	
1		12	19.5	19.6	19.8	4.3	20.2	19.4	19.5	19.6	5	20.2	
1		24	19.4	19.5	19.7	4.3	20.2	19.3	19.5	19.6	5	20.2	
256QAM	12	0	19.3	19.4	19.6	4.3	20.2	19.3	19.3	19.5	5	20.2	
	12	7	19.4	19.5	19.6	4.3	20.2	19.3	19.4	19.6	5	20.2	
	12	13	19.4	19.4	19.6	4.3	20.2	19.3	19.4	19.5	5	20.2	
	25	0	19.3	19.5	19.6	4.3	20.2	19.3	19.4	19.5	5	20.2	

9.4. LTE Up-Link Carrier Aggregation

The following tests were conducted according to the test requirements outlined in section 6.2 of the 3GPP TS36.101 specification.

For inter-band carrier aggregation with uplink assigned to one E-UTRA band (Table 5.6A-1), the requirements in subclause 6.2.3 apply.

For inter-band carrier aggregation with one component carrier per operating band and the uplink active in two E-UTRA bands, the requirements in subclause 6.2.3 apply for each uplink component carrier.

For intra-band contiguous carrier aggregation the allowed Maximum Power Reduction (MPR) for the maximum output power applicable to the DUT in table below. In case the modulation format is different on different component carriers then the MPR is determined by the rules applied to higher order of those modulations.

Modulation	CA bandwidth Class B and C / Smallest Component Carrier Transmission Bandwidth Configuration				MPR (dB)
	25 RB	50 RB	75 RB	100 RB	
QPSK	> 8 and ≤ 25	> 12 and ≤ 50	> 16 and ≤ 75	> 18 and ≤ 100	≤ 1
QPSK	> 25	> 50	> 75	> 100	≤ 2
16 QAM	≤ 8	≤ 12	≤ 16	≤ 18	≤ 1
16 QAM	> 8 and ≤ 25	> 12 and ≤ 50	> 16 and ≤ 75	> 18 and ≤ 100	≤ 2
16 QAM	> 25	> 50	> 75	> 100	≤ 3
64 QAM	≤ 8 and allocation wholly contained within a single CC	≤ 12 and allocation wholly contained within a single CC	≤ 16 and allocation wholly contained within a single CC	≤ 18 and allocation wholly contained within a single CC	≤ 2
64 QAM	> 8 or allocation extends across two CC's	> 12 or allocation extends across two CC's	> 16 or allocation extends across two CC's	> 18 or allocation extends across two CC's	≤ 3

For PUCCH and SRS transmissions, the allowed MPR is according to that specified for PUSCH WPDK modulation for the corresponding transmission bandwidth.

For intra-band contiguous carrier aggregation bandwidth class C with non-contiguous resource allocation, the allowed Maximum Power Reduction (MPR) for the maximum output power in Table 6.2.2A-1 is specified as follows

$$MPR = \text{CEIL} \{ \min(M_A, M_{IM5}), 0.5 \}$$

Where M_A is defined as follows

$M_A =$	8.2	; $0 \leq A < 0.025$
	$9.2 - 40A$; $0.025 \leq A < 0.05$
	$8 - 16A$; $0.05 \leq A < 0.25$
	$4.83 - 3.33A$; $0.25 \leq A \leq 0.4$

$$3.83 - 0.83A \quad ; 0.4 \leq A \leq 1$$

and M_{IM5} is defined as follows

$$M_{IM5} = \begin{array}{ll} 4.5 & ; \Delta_{IM5} < 1.5 * BW_{Channel_CA} \\ 6.0 & ; 1.5 * BW_{Channel_CA} \leq \Delta_{IM5} < BW_{Channel_CA}/2 + \Delta f_{ooB} \\ M_A & ; \Delta_{IM5} \geq BW_{Channel_CA}/2 + \Delta f_{ooB} \end{array}$$

Where

$$A = N_{RB_alloc} / N_{RB_agg}$$

$$\Delta_{IM5} = \max(|F_{C_agg} - (3 * F_{agg_alloc_low} - 2 * F_{agg_alloc_high})|, |F_{C_agg} - (3 * F_{agg_alloc_high} - 2 * F_{agg_alloc_low})|)$$

$CEIL\{M_A, 0.5\}$ means rounding upwards to closest 0.5dB, i.e. $MPR \in [3.0, 3.5, 4.0, 4.5, 5.0, 5.5, 6.0, 6.5, 7.0, 7.5, 8.0, 8.5]$

For intra-band carrier aggregation, the MPR is evaluated per slot and given by the maximum value taken over the transmission(s) on all component carriers within the slot; the maximum MPR over the two slots is then applied for the entire subframe.

For intra-band non-contiguous carrier aggregation with one uplink carrier on the PCC, the requirements in the subclause 6.2.3 apply. For intra-band non-contiguous aggregation with two uplink carriers the MPR is defined for those E-UTRA bands where maximum possible $W_{GAP} \leq 42.2$ MHz as follows

$$MPR = CEIL\{M_A, 0.5\}$$

Where M_N is defined as follows

$$M_N = \begin{array}{ll} -0.125N + 18.25 & ; 2 \leq N \leq 50 \\ -0.0333 N + 13.67 & ; 50 < N \leq 200 \end{array}$$

Where $N = N_{RB_alloc}$ is the number of allocated resource blocks.

For the UE maximum output power modified by MPR, the power limits specified in subclause 6.2.5A apply.

LTE Intra-Band Contiguous Carrier Aggregation

UL CA shall be tested based on the worst-case SAR configuration determined from non-CA SAR testing result. The channel BW, channel number, RB allocation, etc. would be selected to allow contiguous CA of PCC and SCC. Uplink output power for UL CA is the total power measured across the PCC and SCC.

UL CA power measurements were performed for each antennas at with QPSK modulation based on the worst-case standalone SAR.

The UL CA mode power measurements represent the total power across both carriers. Measurements were made for all supported PCC bandwidths using the channel/RB combination resulting in the highest standalone output power at the least MPR (0 dB). SCCs were set to use configurations similar to the PCC to establish conservative or worst-case equivalent SAR test conditions (highest maximum output power with MPR of 0 dB and RB allocation setting).

The standalone power measurement is the power for the PCC in the non-CA mode (i.e. single carrier power). In all cases the UL CA power is less than or equal to the standalone power, which is in accordance with the tune-up limits in table below.

According to April 2015 TCB workshop, SAR test exclusion can be applied for testing overlapping LTE bands as follows:

- a) The maximum output power, including tolerance, for the smaller band must be ≤ the larger band to qualify for the SAR test exclusion.
- b) The channel bandwidth and other operating parameters for the smaller band must be fully supported by the larger band.

According to November 2017 TCB workshop, Uplink CA SAR Test Guidance as follows:

- a) When the maximum output power for UL CA is ≤ standalone LTE mode (without CA)
 - PCC is configured according to the highest standalone SAR configuration tested.
 - SCC and subsequent CCs are configured according to procedures used for power measurement and parameters (BW, RB etc.) similar to that used for the PCC.
- b) When the Reported SAR for UL CA configuration, described above, is > 1.2 W/kg, UL CA SAR is also required for all required test channels (PCC based)
- c) UL CA SAR is also required for standalone SAR configurations > 1.2 W/kg when they are scaled to the UL CA power level.

Maximum Output Power for LTE UL Carrier Aggregation

RF Air interface	Mode	Maximum Output Power (dBm)							
		ANT7		ANT8		ANT9		ANT4	
		Mode A	Mode B	Mode A	Mode B	Mode A	Mode B	Mode A	Mode B
CA_5B	QPSK	25.7	22.9	23.9	25.2				
CA_7C	QPSK	21.3	19.7	18.1	18.9	21.9	19.1	18.9	19.6
CA_41C (PC3)	QPSK	24.2	21.5	20.3	19.7	23.7	21.1	22.6	21.8
CA_41C (PC2)	QPSK	25.8	23.1	21.9	21.3	25.3	22.7	24.2	23.4
RF Air interface	Mode	Maximum Output Power (dBm)							
		ANT7		ANT8		ANT9		ANT4	
		Mode A	Mode B	Mode A	Mode B	Mode A	Mode B	Mode A	Mode B
CA_48C	QPSK	22.4	20.0	21.3	22.0	24.1	21.1	24.2	24.2

Note(s):

PCC RB allocation setting for UL CA has been adjusted based on the worst-case power.

LTE CA 5B Measured Results

UL CA Combination	Antenna	Power Mode(s)	Modulation	PCC					SCC					Standalone Power		(PCC + SCC) UL CA Power		
				BW (MHz)	Channel	Frequency (MHz)	RB	Offset	BW (MHz)	Channel	Frequency (MHz)	RB	Offset	Maximum Output Power (dBm)	UL CA Inactive (dBm)	Maximum Output Power (dBm)	UL CA Active (dBm)	Delta
CA_5B	ANT 1	Mode A	QPSK	10	20476	831.6	1	49	10	20575	841.5	1	0	25.7	24.6	25.7	24.4	-0.1
CA_5B	ANT 1	Mode B	QPSK	10	20501	834.1	1	49	10	20600	844.0	1	0	22.9	21.7	22.9	21.5	-0.2
CA_5B	ANT 2	Mode A	QPSK	10	20450	829.0	1	49	10	20549	838.9	1	0	23.9	22.6	23.9	22.5	-0.1
CA_5B	ANT 2	Mode B	QPSK	10	20501	834.1	1	49	10	20600	844.0	1	0	25.2	23.9	25.2	23.8	-0.1

LTE CA 7C Measured Results

UL CA Combination	Antenna	Power Mode(s)	Modulation	PCC					SCC					Standalone Power		(PCC + SCC) UL CA Power		
				BW (MHz)	Channel	Frequency (MHz)	RB	Offset	BW (MHz)	Channel	Frequency (MHz)	RB	Offset	Maximum Output Power (dBm)	UL CA Inactive (dBm)	Maximum Output Power (dBm)	UL CA Active (dBm)	Delta
CA_7C	ANT 1	Mode A	QPSK	20	21001	2525.1	1	99	20	21199	2544.9	1	0	21.3	20.7	21.3	20.7	0.0
CA_7C	ANT 1	Mode B	QPSK	20	20850	2510.0	1	99	20	21048	2529.8	1	0	19.7	18.7	19.7	18.7	0.0
CA_7C	ANT 1	Mode B	QPSK	20	21001	2525.1	1	99	20	21199	2544.9	1	0	19.7	18.7	19.7	18.6	0.0
CA_7C	ANT 2	Mode A	QPSK	20	21001	2525.1	1	99	20	21199	2544.9	1	0	18.1	16.9	18.1	16.9	0.0
CA_7C	ANT 2	Mode B	QPSK	20	20850	2510.0	1	99	20	21048	2529.8	1	0	18.9	18.4	18.9	18.4	0.1
CA_7C	ANT 3	Mode A	QPSK	20	21001	2525.1	1	99	20	21199	2544.9	1	0	21.9	21.1	21.9	21.1	0.0
CA_7C	ANT 3	Mode B	QPSK	20	21001	2525.1	1	99	20	21199	2544.9	1	0	19.1	18.2	19.1	18.2	0.0
CA_7C	ANT 4	Mode A	QPSK	20	21001	2525.1	1	99	20	21199	2544.9	1	0	18.9	17.9	18.9	17.9	0.0
CA_7C	ANT 4	Mode B	QPSK	20	21001	2525.1	1	99	20	21199	2544.9	1	0	19.6	18.8	19.6	18.9	0.1

LTE CA 41C (PC3) Measured Results

UL CA Combination	Antenna	Power Mode(s)	Modulation	PCC					SCC					Standalone Power		(PCC + SCC) UL CA Power		
				BW (MHz)	Channel	Frequency (MHz)	RB	Offset	BW (MHz)	Channel	Frequency (MHz)	RB	Offset	Maximum Output Power (dBm)	UL CA Inactive (dBm)	Maximum Output Power (dBm)	UL CA Active (dBm)	Delta
CA_41C	ANT 1	Mode A	QPSK	20	40521	2583.1	1	99	20	40719	2602.9	1	0	24.2	23.8	24.2	23.8	0.0
CA_41C	ANT 1	Mode B	QPSK	20	40521	2583.1	1	99	20	40719	2602.9	1	0	21.5	20.3	21.5	20.3	0.0
CA_41C	ANT 2	Mode A	QPSK	20	40521	2583.1	1	99	20	40719	2602.9	1	0	20.3	19.1	20.3	19.1	0.0
CA_41C	ANT 2	Mode B	QPSK	20	40521	2583.1	1	99	20	40719	2602.9	1	0	19.7	18.5	19.7	18.5	-0.1
CA_41C	ANT 3	Mode A	QPSK	20	40521	2583.1	1	99	20	40719	2602.9	1	0	23.7	22.8	23.7	22.7	-0.1
CA_41C	ANT 3	Mode B	QPSK	20	40521	2583.1	1	99	20	40719	2602.9	1	0	21.1	20.5	21.1	20.5	0.0
CA_41C	ANT 4	Mode A	QPSK	20	40521	2583.1	1	99	20	40719	2602.9	1	0	22.6	21.0	22.6	20.9	-0.1
CA_41C	ANT 4	Mode B	QPSK	20	40521	2583.1	1	99	20	40719	2602.9	1	0	21.8	20.9	21.8	20.7	-0.2

Note(s):

1. Additional SAR for UL CA PC2 is not required. Test reduction has been applied based on standalone SAR.
2. SAR evaluation for PC2 is only required when its Maximum output power is higher from PC3.

LTE CA 48C Measured Results

UL CA Combination	Antenna	Power Mode(s)	Modulation	PCC					SCC					Standalone Power		(PCC + SCC) UL CA Power		
				BW (MHz)	Channel	Frequency (MHz)	RB	Offset	BW (MHz)	Channel	Frequency (MHz)	RB	Offset	Maximum Output Power (dBm)	UL CA Inactive (dBm)	Maximum Output Power (dBm)	UL CA Active (dBm)	Delta
CA_48C	ANT 7	Mode A	QPSK	20	55891	3615.1	1	99	20	56089	3634.9	1	0	22.4	21.5	22.4	21.6	0.1
CA_48C	ANT 7	Mode B	QPSK	20	55891	3615.1	1	99	20	56089	3634.9	1	0	20.0	19.1	20.0	19.3	0.1
CA_48C	ANT 8	Mode A	QPSK	20	55340	3560.0	1	99	20	55538	3579.8	1	0	21.3	20.4	21.3	20.5	0.0
CA_48C	ANT 8	Mode B	QPSK	20	55891	3615.1	1	99	20	56089	3634.9	1	0	22.0	21.3	22.0	21.4	0.0
CA_48C	ANT 9	Mode A	QPSK	20	55891	3615.1	1	99	20	56089	3634.9	1	0	24.1	23.4	24.1	23.4	0.1
CA_48C	ANT 9	Mode B	QPSK	20	55340	3560.0	1	99	20	55538	3579.8	1	0	21.1	19.7	21.1	19.7	0.1
CA_48C	ANT 9	Mode B	QPSK	20	55891	3615.1	1	99	20	56089	3634.9	1	0	21.1	19.9	21.1	19.9	0.0
CA_48C	ANT 4	Mode A	QPSK	20	55891	3615.1	1	99	20	56089	3634.9	1	0	25.2	24.1	24.2	24.1	0.1
CA_48C	ANT 4	Mode B	QPSK	20	55891	3615.1	1	99	20	56089	3634.9	1	0	24.8	23.6	24.2	23.5	-0.1

LTE Inter-Band Carrier Aggregation

According to October 2018 TCB workshop, Uplink CA SAR Test Guidance as follows:

- Provide the single uplink SAR values you have obtained for the relevant SAR configurations and frequency bands that employ inter-band uplink carrier aggregation.
- If the single uplink 1-g SAR values for each band are both less than 0.8 W/kg and the algebraic summation of the 1-g SAR values are less than 1.45 W/kg no additional measurements need to be performed.
- If one of the single uplink 1-g SAR values is greater than 0.8 W/kg, instead of algebraically summing the 1-g SAR values, sum up the SAR distributions, similar to the enlarged zoom scan (volume scan) procedures found in FCC KDB Publication 865664 D01 SAR Measurement 100 MHz to 6 GHz v01r04.
- If the algebraic sum of the 1-g SAR values is > 1.45 W/kg additional measurements may have to be made. Submit a KDB inquiry for additional guidance.

Maximum Output Power (Tune-up Limit) and SAR test exemption for LTE UL Carrier Aggregation

The maximum UL CA transmit power is reduced by 3dB from the standalone values for both carriers therefore SAR will be reduced accordingly.

The reported 1g SAR for any standalone LTE configuration does not exceed 1.2 W/kg. The worst-case UL CA SAR per band will therefore be <0.6W/kg. As the SAR for each individual band is <0.6 W/kg and the algebraic summation cannot exceed 1.2 W/kg no further measurements are needed.

The combined SAR contribution cannot exceed the highest standalone SAR:

$$(SAR_{LTE1/2} + SAR_{LTE2/2} \leq \text{Max} (SAR_{LTE1}, SAR_{LTE2}))$$

therefore, simultaneous transmission analysis of UL-CA and WLAN/BT transmitters can be done using either of the standalone LTE SAR values alone.

9.5. LTE Down-Link Carrier Aggregation

This device supports LTE downlink carrier aggregation (CA). The tables Appendix G is showing the supported frequency bands of the device for DL Inter-band and DL Intra-band combinations.

9.6. 5G NR(FR1)

The following tests were conducted according to the test requirements outlined in section 6.2 of the 3GPP TS 138.521-1 specification.

UE Power Class: 3 (23 +/- 2dBm). The allowed Maximum Power Reduction (MPR) for the maximum output power due to higher order modulation and transmit bandwidth configuration (resource blocks) is specified in Table 6.2.3-1 of the 3GPP TS138.521-1.

Table 6.2.2.3-1: Maximum Power Reduction (MPR) for Power 3

Modulation	MPR (dB)		
	Edge RB allocations	Outer RB allocations	Inner RB allocations
DFT-s-OFDM PI/2 BPSK	$\leq 3.5^1$	$\leq 1.2^1$	$\leq 0.2^1$
DFT-s-OFDM QPSK	$\leq 0.5^2$		0^2
DFT-s-OFDM 16 QAM	≤ 1		0
DFT-s-OFDM 64 QAM	≤ 2		≤ 1
DFT-s-OFDM 256 QAM		≤ 2.5	
CP-OFDM QPSK		≤ 4.5	
CP-OFDM 16 QAM	≤ 3		≤ 1.5
CP-OFDM 64 QAM	≤ 3		≤ 2
CP-OFDM 256 QAM		≤ 3.5	
		≤ 6.5	

NOTE 1: Applicable for UE operating in TDD mode with PI/2 BPSK modulation and UE indicates support for UE capability *powerBoosting-pi2BPSK* and if the IE *powerBoostPi2BPSK* is set to 1 and 40 % or less slots in radio frame are used for UL transmission for bands n40, n41, n77, n78 and n79. The reference power of 0dB MPR is 26dBm.

NOTE 2: Applicable for UE operating in FDD mode, or in TDD mode in bands other than n40, n41, n77, n78 and n79 and if the IE *powerBoostPi2BPSK* is set to 0 and if more than 40% of slots in radio frame are used for UL transmission for bands n40, n41, n77, n78 and n79.

The allowed A-MPR values specified below in Table 6.2.3.3.1-1 of 3GPP TS138.521-1 are in addition to the allowed MPR requirements. All the measurements below were performed with A-MPR disabled, by using Network Signaling Value of “NS_01”

Table 6.2.3.3.1-1: Additional maximum power reduction (A-MPR)

Network Signalling label	Requirements (subclause)	NR Band	Channel bandwidth (MHz)	Resources Blocks (N_{RB})	A-MPR (dB)
NS_01		Table 5.2-1	5, 10, 15, 20, 25, 30, 40, 50, 60, 80, 90, 100	Table 5.3.2-1	N/A

Uplink RB allocations were used to Table 6.1-1 of the 3GPP TS 138.521-1.

Channel Bandwidth	SCS(kHz)	OFDM	RB allocation							
			Edge_Full_Left	Edge_Full_Right	Edge_1RB_Left	Edge_1RB_Right	Outer_Full	Inner_Full	Inner_1RB_Left	Inner_1RB_Right
5MHz	15	DFT-s	2@0	2@23	1@0	1@24	25@0	12@6	1@1	1@23
		CP	2@0	2@23	1@0	1@24	25@0	13@6	1@1	1@23
	30	DFT-s	2@0	2@9	1@0	1@10	10@0	5@2 ¹	1@1	1@9
		CP	2@0	2@9	1@0	1@10	11@0	5@2 ¹	1@1	1@9
	60	DFT-s	N/A	N/A	N/A	N/A	N/A	N/A	N/A	N/A
		CP	N/A	N/A	N/A	N/A	N/A	N/A	N/A	N/A
10MHz	15	DFT-s	2@0	2@50	1@0	1@51	50@0	25@12	1@1	1@50
		CP	2@0	2@50	1@0	1@51	52@0	26@13	1@1	1@50
	30	DFT-s	2@0	2@22	1@0	1@23	24@0	12@6	1@1	1@22
		CP	2@0	2@22	1@0	1@23	24@0	12@6	1@1	1@22
	60	DFT-s	2@0	2@9	1@0	1@10	10@0	5@2 ¹	1@1	1@9
		CP	2@0	2@9	1@0	1@10	11@0	5@2 ¹	1@1	1@9
15MHz	15	DFT-s	2@0	2@77	1@0	1@78	75@0	36@18	1@1	1@77
		CP	2@0	2@77	1@0	1@78	79@0	39@19 ¹	1@1	1@77
	30	DFT-s	2@0	2@36	1@0	1@37	36@0	18@9	1@1	1@36
		CP	2@0	2@36	1@0	1@37	38@0	19@9	1@1	1@36
	60	DFT-s	2@0	2@16	1@0	1@17	18@0	9@4	1@1	1@16
		CP	2@0	2@16	1@0	1@17	18@0	9@4	1@1	1@16
20MHz	15	DFT-s	2@0	2@104	1@0	1@105	100@0	50@25	1@1	1@104
		CP	2@0	2@104	1@0	1@105	106@0	53@26	1@1	1@104
	30	DFT-s	2@0	2@49	1@0	1@50	50@0	25@12	1@1	1@49
		CP	2@0	2@49	1@0	1@50	51@0	25@12 ¹	1@1	1@49
	60	DFT-s	2@0	2@22	1@0	1@23	24@0	12@6	1@1	1@22
		CP	2@0	2@22	1@0	1@23	24@0	12@6	1@1	1@22
25MHz	15	DFT-s	2@0	2@131	1@0	1@132	128@0	64@32	1@1	1@131
		CP	2@0	2@131	1@0	1@132	133@0	67@33	1@1	1@131
	30	DFT-s	2@0	2@63	1@0	1@64	64@0	32@16	1@1	1@63
		CP	2@0	2@63	1@0	1@64	65@0	33@16	1@1	1@63
	60	DFT-s	2@0	2@29	1@0	1@30	30@0	15@7 ¹	1@1	1@29
		CP	2@0	2@29	1@0	1@30	31@0	15@7 ¹	1@1	1@29
30MHz	15	DFT-s	2@0	2@158	1@0	1@159	160@0	80@40	1@1	1@158
		CP	2@0	2@158	1@0	1@159	160@0	80@40	1@1	1@158
	30	DFT-s	2@0	2@78	1@0	1@77	75@0	36@18	1@1	1@78
		CP	2@0	2@78	1@0	1@77	78@0	39@19	1@1	1@78
	60	DFT-s	2@0	2@36	1@0	1@37	36@0	18@9	1@1	1@36
		CP	2@0	2@36	1@0	1@37	38@0	19@9	1@1	1@36
40MHz	15	DFT-s	2@0	2@214	1@0	1@215	216@0	108@54	1@1	1@214
		CP	2@0	2@214	1@0	1@215	216@0	108@54	1@1	1@214
	30	DFT-s	2@0	2@104	1@0	1@105	100@0	50@25	1@1	1@104
		CP	2@0	2@104	1@0	1@105	106@0	53@26	1@1	1@104
	60	DFT-s	2@0	2@49	1@0	1@50	50@0	25@12	1@1	1@49
		CP	2@0	2@49	1@0	1@50	51@0	25@12 ¹	1@1	1@49
50MHz	15	DFT-s	2@0	2@268	1@0	1@269	270@0	135@67	1@1	1@268
		CP	2@0	2@268	1@0	1@269	270@0	135@67	1@1	1@268
	30	DFT-s	2@0	2@131	1@0	1@132	128@0	64@32	1@1	1@131
		CP	2@0	2@131	1@0	1@132	133@0	67@33	1@1	1@131
	60	DFT-s	2@0	2@63	1@0	1@64	64@0	32@16	1@1	1@63
		CP	2@0	2@63	1@0	1@64	65@0	33@16	1@1	1@63
60MHz	15	DFT-s	N/A	N/A	N/A	N/A	N/A	N/A	N/A	N/A
		CP	N/A	N/A	N/A	N/A	N/A	N/A	N/A	N/A
	30	DFT-s	2@0	2@160	1@0	1@161	162@0	81@40	1@1	1@160
		CP	2@0	2@160	1@0	1@161	162@0	81@40	1@1	1@160
	60	DFT-s	2@0	2@77	1@0	1@78	75@0	36@18	1@1	1@77
		CP	2@0	2@77	1@0	1@78	79@0	39@19 ¹	1@1	1@77
80MHz	15	DFT-s	N/A	N/A	N/A	N/A	N/A	N/A	N/A	N/A
		CP	N/A	N/A	N/A	N/A	N/A	N/A	N/A	N/A
90MHz	30	DFT-s	2@0	2@215	1@0	1@216	216@0	108@54	1@1	1@215
		CP	2@0	2@215	1@0	1@216	217@0	109@54	1@1	1@215
	60	DFT-s	2@0	2@105	1@0	1@106	100@0	50@25	1@1	1@105
		CP	2@0	2@105	1@0	1@106	107@0	53@26 ¹	1@1	1@105
	15	DFT-s	N/A	N/A	N/A	N/A	N/A	N/A	N/A	N/A
		CP	N/A	N/A	N/A	N/A	N/A	N/A	N/A	N/A
30	DFT-s	2@0	2@243	1@0	1@244	240@0	120@60	1@1	1@243	
	CP	2@0	2@243	1@0	1@244	245@0	123@61	1@1	1@243	
60	DFT-s	2@0	2@119	1@0	1@120	120@0	60@30	1@1	1@119	
	CP	2@0	2@119	1@0	1@120	121@0	61@30	1@1	1@119	
100MHz	15	DFT-s	N/A	N/A	N/A	N/A	N/A	N/A	N/A	N/A
		CP	N/A	N/A	N/A	N/A	N/A	N/A	N/A	N/A
	30	DFT-s	2@0	2@271	1@0	1@272	270@0	135@67	1@1	1@271
		CP	2@0	2@271	1@0	1@272	273@0	137@68	1@1	1@271
	60	DFT-s	2@0	2@133	1@0	1@134	135@0	64@32	1@1	1@133
		CP	2@0	2@133	1@0	1@134	135@0	67@33 ¹	1@1	1@133

Note 1: The allocated RB number Low is $cell(N_{RB}/2) - 1$ in order to meet Inner RB allocation definition ($RB_{start,Low} \leq RB_{start} \leq RB_{start,High}$) described in subclause 6.2.2 of TS 38.101-1 [2].

Maximum Output Power for 5G NR (FR1)

According to April 2015 TCB workshop, SAR test exclusion can be applied for testing overlapping 5G NR(FR1) bands as follows:

- c) The maximum output power, including tolerance, for the smaller band must be ≤ the larger band to qualify for the SAR test exclusion.
- d) The channel bandwidth and other operating parameters for the smaller band must be fully supported by the larger band.

- NR Band n2 (1850-1910 MHz) is covered by NR Band n25 (1850-1915 MHz)

Maximum bandwidth does not support at least three non-overlapping channels in certain channel bandwidths. When a device supports overlapping channel assignment in a channel bandwidth configuration, the middle channel of the group of overlapping channels should be selected for testing per KDB 941225 D05 SAR for LTE Devices.

SAR measurement is not required for the Pi/2 BPSK, 16QAM, 64QAM and 256QAM. When the highest maximum output power for Pi/2 BPSK, 16QAM, 64QAM and 256QAM is ≤ ½ dB higher than the QPSK or when the reported SAR for the QPSK configuration is ≤ 1.45 W/kg.

Please refer to section 6.5. for 5G NR(FR1) detail test channels.

RF Air interface	Mode	Maximum Output Power (dBm)							
		ANT1		ANT2		ANT3		ANT4	
		Mode A	Mode B	Mode A	Mode B	Mode A	Mode B	Mode A	Mode B
NR n2	π/2 BPSK & QPSK	22.7	22.0	18.2	19.8	23.1	21.7	20.0	19.8
NR n5	π/2 BPSK & QPSK	25.7	22.9	23.9	25.2				
NR n7	π/2 BPSK & QPSK	21.3	19.7	18.1	18.9	21.9	19.1	18.9	19.6
NR n12	π/2 BPSK & QPSK	25.7	24.7	25.2	25.2				
NR n14	π/2 BPSK & QPSK	25.7	24.1	25.2	25.2				
NR n25	π/2 BPSK & QPSK	22.7	22.0	18.2	19.8	23.1	21.7	20.0	19.8
NR n26	π/2 BPSK & QPSK	25.7	22.9	23.9	25.2				
NR n30	π/2 BPSK & QPSK	21.0	17.8	18.5	18.8	22.1	20.5	20.3	19.2
NR n41 (PC3)	π/2 BPSK & QPSK	22.2	19.5	18.3	17.7	21.7	19.1	20.6	19.8
NR n41 (PC2)	π/2 BPSK & QPSK	25.2	22.5	21.3	20.7	24.7	22.1	23.6	22.8
NR n41 (PC1.5)	π/2 BPSK & QPSK	28.2	25.5	24.3	23.7	27.7	25.1	26.6	25.8
NR n53	π/2 BPSK & QPSK	20.7	19.5	18.5	18.4				
NR n66	π/2 BPSK & QPSK	23.7	20.8	19.1	17.5	22.2	20.5	21.1	22.0
NR n70	π/2 BPSK & QPSK	23.7	20.8	19.1	17.5	22.2	20.5	21.1	22.0
NR n71	π/2 BPSK & QPSK	25.7	25.2	24.5	25.2				
RF Air interface	Mode	Maximum Output Power (dBm)							
		ANT7		ANT8		ANT9		ANT4	
		Mode A	Mode B	Mode A	Mode B	Mode A	Mode B	Mode A	Mode B
NR n48	π/2 BPSK & QPSK	20.4	18.0	19.3	20.0	22.1	19.1	25.0	22.8
NR n77 (PC3)	π/2 BPSK & QPSK	18.9	17.0	20.0	18.2	21.2	19.5	21.9	21.1
NR n77 (PC2)	π/2 BPSK & QPSK	21.9	20.0	23.0	21.2	24.2	22.5	24.9	24.1
NR n77 (PC1.5)	π/2 BPSK & QPSK	24.9	23.0	26.0	24.2	27.2	25.5	27.9	27.1

NR Band 5 Measured Results (ANT1)

BW (MHz)	Modulation	RB Allocation	RB offset	Mode A Power (dBm)					Mode B Power (dBm)				
				166800	167300	167800	MPR	Max Power	166800	167300	167800	MPR	Max Power
				834 MHz	836.5 MHz	839 MHz			834 MHz	836.5 MHz	839 MHz		
20	π/2 BPSK	1	1		24.6		0	25.7		21.8		0	22.9
		1	104		24.3		0	25.7		21.6		0	22.9
		50	28		24.5		0	25.7		21.7		0	22.9
	QPSK	1	1		24.6		0	25.7		21.8		0	22.9
		1	104		24.4		0	25.7		21.6		0	22.9
		50	28		24.5		0	25.7		21.7		0	22.9
BW (MHz)	Modulation	RB Allocation	RB offset	Mode A Power (dBm)					Mode B Power (dBm)				
				166300	167300	168300	MPR	Max Power	166300	167300	168300	MPR	Max Power
				831.5 MHz	836.5 MHz	841.5 MHz			831.5 MHz	836.5 MHz	841.5 MHz		
15	π/2 BPSK	1	1		24.7		0	25.7		22.0		0	22.9
		1	77		24.7		0	25.7		21.8		0	22.9
BW (MHz)	Modulation	RB Allocation	RB offset	Mode A Power (dBm)					Mode B Power (dBm)				
				165800	167300	168800	MPR	Max Power	165800	167300	168800	MPR	Max Power
				829 MHz	836.5 MHz	844 MHz			829 MHz	836.5 MHz	844 MHz		
10	π/2 BPSK	1	1		24.6		0	25.7		21.9		0	22.9
		1	50		24.4		0	25.7		21.9		0	22.9
BW (MHz)	Modulation	RB Allocation	RB offset	Mode A Power (dBm)					Mode B Power (dBm)				
				165300	167300	169300	MPR	Max Power	165300	167300	169300	MPR	Max Power
				826.5 MHz	836.5 MHz	846.5 MHz			826.5 MHz	836.5 MHz	846.5 MHz		
5	π/2 BPSK	1	1		24.7		0	25.7		21.9		0	22.9
		1	23		24.6		0	25.7		21.8		0	22.9

NR Band 5 Measured Results (ANT2)

BW (MHz)	Modulation	RB Allocation	RB offset	Mode A Power (dBm)					Mode B Power (dBm)				
				166800	167300	167800	MPR	Max Power	166800	167300	167800	MPR	Max Power
				834 MHz	836.5 MHz	839 MHz			834 MHz	836.5 MHz	839 MHz		
20	π/2 BPSK	1	1		22.8		0	23.9		24.2		0	25.2
		1	104		22.7		0	23.9		24.0		0	25.2
		50	28		22.7		0	23.9		24.0		0	25.2
	QPSK	1	1		23.0		0	23.9		24.3		0	25.2
		1	104		22.7		0	23.9		23.9		0	25.2
		50	28		22.8		0	23.9		24.1		0	25.2
BW (MHz)	Modulation	RB Allocation	RB offset	Mode A Power (dBm)					Mode B Power (dBm)				
				166300	167300	168300	MPR	Max Power	166300	167300	168300	MPR	Max Power
				831.5 MHz	836.5 MHz	841.5 MHz			831.5 MHz	836.5 MHz	841.5 MHz		
15	π/2 BPSK	1	1		23.0		0	23.9		24.3		0	25.2
		1	77		22.7		0	23.9		24.1		0	25.2
BW (MHz)	Modulation	RB Allocation	RB offset	Mode A Power (dBm)					Mode B Power (dBm)				
				165800	167300	168800	MPR	Max Power	165800	167300	168800	MPR	Max Power
				829 MHz	836.5 MHz	844 MHz			829 MHz	836.5 MHz	844 MHz		
10	π/2 BPSK	1	1		22.8		0	23.9		24.1		0	25.2
		1	50		22.7		0	23.9		24.0		0	25.2
BW (MHz)	Modulation	RB Allocation	RB offset	Mode A Power (dBm)					Mode B Power (dBm)				
				165300	167300	169300	MPR	Max Power	165300	167300	169300	MPR	Max Power
				826.5 MHz	836.5 MHz	846.5 MHz			826.5 MHz	836.5 MHz	846.5 MHz		
5	π/2 BPSK	1	1		23.0		0	23.9		24.3		0	25.2
		1	23		22.9		0	23.9		24.2		0	25.2

NR Band 7 Measured Results (ANT1)

BW (MHz)	Modulation	RB Allocation	RB offset	Mode A Power (dBm)					Mode B Power (dBm)				
				504000	507000	510000	MPR	Max Power	504000	507000	510000	MPR	Max Power
				2520 MHz	2535 MHz	2550 MHz			2520 MHz	2535 MHz	2550 MHz		
40	π/2 BPSK	1	1		20.6		0	21.3		19.0		0	19.7
		1	214		20.4		0	21.3		18.9		0	19.7
		108	54		20.3		0	21.3		18.9		0	19.7
	QPSK	1	1		20.6		0	21.3		19.1		0	19.7
		1	214		20.6		0	21.3		18.9		0	19.7
		108	54		20.4		0	21.3		18.9		0	19.7
35	π/2 BPSK	1	1		20.8		0	21.3		18.9		0	19.7
		1	186		20.7		0	21.3		18.8		0	19.7
30	π/2 BPSK	1	1		20.8		0	21.3		18.8		0	19.7
		1	158		20.7		0	21.3		18.7		0	19.7
25	π/2 BPSK	1	1		20.7		0	21.3		18.8		0	19.7
		1	131		20.8		0	21.3		18.8		0	19.7
20	π/2 BPSK	1	1	20.8	20.6	20.5	0	21.3	18.6	18.6	18.6	0	19.7
		1	104	20.7	20.5	20.4	0	21.3	18.6	18.6	18.6	0	19.7
15	π/2 BPSK	1	1	20.7	20.6	20.5	0	21.3	18.7	18.7	18.7	0	19.7
		1	77	20.7	20.5	20.5	0	21.3	18.6	18.6	18.6	0	19.7
10	π/2 BPSK	1	1	20.5	20.3	20.4	0	21.3	18.4	18.4	18.4	0	19.7
		1	50	20.6	20.4	20.5	0	21.3	18.4	18.4	18.4	0	19.7
5	π/2 BPSK	1	1	20.5	20.3	20.3	0	21.3	18.4	18.4	18.4	0	19.7
		1	23	20.5	20.4	20.5	0	21.3	18.5	18.5	18.5	0	19.7

NR Band 7 Measured Results (ANT2)

BW (MHz)	Modulation	RB Allocation	RB offset	Mode A Power (dBm)					Mode B Power (dBm)				
				504000	507000	510000	MPR	Max Power	504000	507000	510000	MPR	Max Power
				2520 MHz	2535 MHz	2550 MHz			2520 MHz	2535 MHz	2550 MHz		
40	π/2 BPSK	1	1		17.2		0	18.1		17.7		0	18.9
		1	214		17.2		0	18.1		17.7		0	18.9
		108	54		17.0		0	18.1		17.5		0	18.9
	QPSK	1	1		17.2		0	18.1		17.5		0	18.9
		1	214		17.3		0	18.1		17.6		0	18.9
		108	54		17.0		0	18.1		17.5		0	18.9
BW (MHz)	Modulation	RB Allocation	RB offset	Mode A Power (dBm)					Mode B Power (dBm)				
				503500	507000	510500	MPR	Max Power	503500	507000	510500	MPR	Max Power
				2517.5 MHz	2535 MHz	2552.5 MHz			2517.5 MHz	2535 MHz	2552.5 MHz		
35	π/2 BPSK	1	1		17.3		0	18.1		17.7		0	18.9
		1	186		17.0		0	18.1		17.7		0	18.9
BW (MHz)	Modulation	RB Allocation	RB offset	Mode A Power (dBm)					Mode B Power (dBm)				
				503000	507000	511000	MPR	Max Power	503000	507000	511000	MPR	Max Power
				2515 MHz	2535 MHz	2555 MHz			2515 MHz	2535 MHz	2555 MHz		
30	π/2 BPSK	1	1		17.3		0	18.1		17.5		0	18.9
		1	158		17.2		0	18.1		17.6		0	18.9
BW (MHz)	Modulation	RB Allocation	RB offset	Mode A Power (dBm)					Mode B Power (dBm)				
				502500	507000	511500	MPR	Max Power	502500	507000	511500	MPR	Max Power
				2512.5 MHz	2535 MHz	2557.5 MHz			2512.5 MHz	2535 MHz	2557.5 MHz		
25	π/2 BPSK	1	1		17.2		0	18.1		17.5		0	18.9
		1	131		17.2		0	18.1		17.5		0	18.9
BW (MHz)	Modulation	RB Allocation	RB offset	Mode A Power (dBm)					Mode B Power (dBm)				
				502000	507000	512000	MPR	Max Power	502000	507000	512000	MPR	Max Power
				2510 MHz	2535 MHz	2560 MHz			2510 MHz	2535 MHz	2560 MHz		
20	π/2 BPSK	1	1	17.1	17.2	16.9	0	18.1	17.6	17.4	17.5	0	18.9
		1	104	17.2	17.2	17.2	0	18.1	17.5	17.4	17.5	0	18.9
BW (MHz)	Modulation	RB Allocation	RB offset	Mode A Power (dBm)					Mode B Power (dBm)				
				501500	507000	512500	MPR	Max Power	501500	507000	512500	MPR	Max Power
				2507.5 MHz	2535 MHz	2562.5 MHz			2507.5 MHz	2535 MHz	2562.5 MHz		
15	π/2 BPSK	1	1	17.0	17.1	17.2	0	18.1	17.5	17.5	17.5	0	18.9
		1	77	17.2	17.1	17.2	0	18.1	17.6	17.5	17.5	0	18.9
BW (MHz)	Modulation	RB Allocation	RB offset	Mode A Power (dBm)					Mode B Power (dBm)				
				501000	507000	513000	MPR	Max Power	501000	507000	513000	MPR	Max Power
				2505 MHz	2535 MHz	2565 MHz			2505 MHz	2535 MHz	2565 MHz		
10	π/2 BPSK	1	1	17.0	17.0	16.9	0	18.1	17.5	17.4	17.3	0	18.9
		1	50	17.1	16.9	17.0	0	18.1	17.5	17.3	17.3	0	18.9
BW (MHz)	Modulation	RB Allocation	RB offset	Mode A Power (dBm)					Mode B Power (dBm)				
				500500	507000	513500	MPR	Max Power	500500	507000	513500	MPR	Max Power
				2502.5 MHz	2535 MHz	2567.5 MHz			2502.5 MHz	2535 MHz	2567.5 MHz		
5	π/2 BPSK	1	1	16.9	16.9	16.9	0	18.1	17.4	17.4	17.3	0	18.9
		1	23	16.9	16.9	17.0	0	18.1	17.5	16.9	17.3	0	18.9

NR Band 7 Measured Results (ANT3)

BW (MHz)	Modulation	RB Allocation	RB offset	Mode A Power (dBm)					Mode B Power (dBm)				
				504000	507000	510000	MPR	Max Power	504000	507000	510000	MPR	Max Power
				2520 MHz	2535 MHz	2550 MHz			2520 MHz	2535 MHz	2550 MHz		
40	π/2 BPSK	1	1		21.1		0	21.9		18.4		0	19.1
		1	214		21.1		0	21.9		18.3		0	19.1
		108	54		21.0		0	21.9		18.2		0	19.1
	QPSK	1	1		20.9		0	21.9		18.3		0	19.1
		1	214		21.3		0	21.9		18.3		0	19.1
		108	54		21.0		0	21.9		18.4		0	19.1
35	π/2 BPSK	1	1		20.9		0	21.9		18.1		0	19.1
		1	186		21.0		0	21.9		18.2		0	19.1
30	π/2 BPSK	1	1		20.9		0	21.9		18.1		0	19.1
		1	158		21.0		0	21.9		18.1		0	19.1
25	π/2 BPSK	1	1		20.7		0	21.9		18.1		0	19.1
		1	131		20.9		0	21.9		18.2		0	19.1
20	π/2 BPSK	1	1	20.6	20.9	20.9	0	21.9	17.6	18.3	18.1	0	19.1
		1	104	20.9	20.9	20.9	0	21.9	17.9	18.2	18.3	0	19.1
15	π/2 BPSK	1	1	20.5	20.7	20.9	0	21.9	17.7	18.0	18.1	0	19.1
		1	77	20.9	20.9	21.0	0	21.9	17.9	18.2	18.1	0	19.1
10	π/2 BPSK	1	1	20.3	20.7	20.7	0	21.9	17.5	17.9	17.9	0	19.1
		1	50	20.9	20.8	20.9	0	21.9	17.8	17.9	17.9	0	19.1
5	π/2 BPSK	1	1	20.1	20.6	21.0	0	21.9	17.6	17.9	17.9	0	19.1
		1	23	20.5	20.7	20.6	0	21.9	17.8	18.0	18.0	0	19.1

NR Band 7 Measured Results (ANT4)

BW (MHz)	Modulation	RB Allocation	RB offset	Mode A Power (dBm)					Mode B Power (dBm)				
				504000	507000	510000	MPR	Max Power	504000	507000	510000	MPR	Max Power
				2520 MHz	2535 MHz	2550 MHz			2520 MHz	2535 MHz	2550 MHz		
40	π/2 BPSK	1	1		18.3		0	18.9		18.7		0	19.6
		1	214		17.8		0	18.9		18.0		0	19.6
		108	54		17.9		0	18.9		18.3		0	19.6
	QPSK	1	1		18.2		0	18.9		18.7		0	19.6
		1	214		17.7		0	18.9		18.4		0	19.6
		108	54		18.0		0	18.9		18.4		0	19.6
35	π/2 BPSK	1	1		18.5		0	18.9		19.0		0	19.6
		1	186		18.4		0	18.9		18.6		0	19.6
30	π/2 BPSK	1	1		18.3		0	18.9		18.7		0	19.6
		1	158		18.1		0	18.9		18.4		0	19.6
25	π/2 BPSK	1	1		18.6		0	18.9		18.8		0	19.6
		1	131		18.2		0	18.9		18.7		0	19.6
20	π/2 BPSK	1	1	18.0	18.3	17.9	0	18.9	18.4	18.6	18.6	0	19.6
		1	104	18.5	18.1	18.1	0	18.9	18.7	18.7	18.4	0	19.6
15	π/2 BPSK	1	1	18.0	18.2	18.2	0	18.9	18.3	18.5	18.5	0	19.6
		1	77	18.3	18.4	18.1	0	18.9	18.6	18.6	18.5	0	19.6
10	π/2 BPSK	1	1	17.7	18.0	17.9	0	18.9	18.2	18.5	18.1	0	19.6
		1	50	18.2	17.9	18.0	0	18.9	18.7	18.5	18.1	0	19.6
5	π/2 BPSK	1	1	17.9	18.4	17.9	0	18.9	18.1	18.4	18.4	0	19.6
		1	23	18.0	18.3	18.0	0	18.9	18.4	18.3	18.3	0	19.6

NR Band 12 Measured Results (ANT1)

BW (MHz)	Modulation	RB Allocation	RB offset	Mode A Power (dBm)					Mode B Power (dBm)				
				141300	141500	141700	MPR	Max Power	141300	141500	141700	MPR	Max Power
				706.5 MHz	707.5 MHz	708.5 MHz			706.5 MHz	707.5 MHz	708.5 MHz		
15	π/2 BPSK	1	1		24.5		0	25.7		23.7		0	24.7
		1	77		24.5		0	25.7		23.7		0	24.7
		36	22		24.4		0	25.7		23.6		0	24.7
	QPSK	1	1		24.6		0	25.7		23.8		0	24.7
		1	77		24.5		0	25.7		23.7		0	24.7
		36	22		24.4		0	25.7		23.6		0	24.7
BW (MHz)	Modulation	RB Allocation	RB offset	Mode A Power (dBm)					Mode B Power (dBm)				
				140800	141500	142200	MPR	Max Power	140800	141500	142200	MPR	Max Power
				704 MHz	707.5 MHz	711 MHz			704 MHz	707.5 MHz	711 MHz		
10	π/2 BPSK	1	1		24.5		0	25.7		23.7		0	24.7
		1	50		24.3		0	25.7		23.5		0	24.7
BW (MHz)	Modulation	RB Allocation	RB offset	Mode A Power (dBm)					Mode B Power (dBm)				
				140300	141500	142700	MPR	Max Power	140300	141500	142700	MPR	Max Power
				701.5 MHz	707.5 MHz	713.5 MHz			701.5 MHz	707.5 MHz	713.5 MHz		
5	π/2 BPSK	1	1		24.5		0	25.7		23.7		0	24.7
		1	23		24.4		0	25.7		23.6		0	24.7

NR Band 12 Measured Results (ANT2)

BW (MHz)	Modulation	RB Allocation	RB offset	Mode A Power (dBm)					Mode B Power (dBm)				
				141300	141500	141700	MPR	Max Power	141300	141500	141700	MPR	Max Power
				706.5 MHz	707.5 MHz	708.5 MHz			706.5 MHz	707.5 MHz	708.5 MHz		
15	π/2 BPSK	1	1		23.8		0	25.2		24.1		0	25.2
		1	77		23.5		0	25.2		23.8		0	25.2
		36	22		23.5		0	25.2		23.8		0	25.2
	QPSK	1	1		23.7		0	25.2		24.1		0	25.2
		1	77		23.6		0	25.2		23.8		0	25.2
		36	22		23.6		0	25.2		23.9		0	25.2
BW (MHz)	Modulation	RB Allocation	RB offset	Mode A Power (dBm)					Mode B Power (dBm)				
				140800	141500	142200	MPR	Max Power	140800	141500	142200	MPR	Max Power
				704 MHz	707.5 MHz	711 MHz			704 MHz	707.5 MHz	711 MHz		
10	π/2 BPSK	1	1		23.7		0	25.2		24.0		0	25.2
		1	50		23.5		0	25.2		23.8		0	25.2
BW (MHz)	Modulation	RB Allocation	RB offset	Mode A Power (dBm)					Mode B Power (dBm)				
				140300	141500	142700	MPR	Max Power	140300	141500	142700	MPR	Max Power
				701.5 MHz	707.5 MHz	713.5 MHz			701.5 MHz	707.5 MHz	713.5 MHz		
5	π/2 BPSK	1	1		23.7		0	25.2		24.0		0	25.2
		1	23		23.6		0	25.2		23.9		0	25.2

NR Band 14 Measured Results (ANT1)

BW (MHz)	Modulation	RB Allocation	RB offset	Mode A Power (dBm)					Mode B Power (dBm)				
				158600	158600	158600	MPR	Max Power	158600	158600	158600	MPR	Max Power
				793 MHz	793 MHz	793 MHz			793 MHz	793 MHz	793 MHz		
10	π/2 BPSK	1	1		24.4		0	25.7		23.3		0	24.1
		1	50		24.5		0	25.7		23.3		0	24.1
		25	14		24.5		0	25.7		23.2		0	24.1
	QPSK	1	1		24.4		0	25.7		23.1		0	24.1
		1	50		24.4		0	25.7		23.0		0	24.1
		25	14		24.4		0	25.7		23.1		0	24.1
BW (MHz)	Modulation	RB Allocation	RB offset	Mode A Power (dBm)					Mode B Power (dBm)				
				158100	158600	159100	MPR	Max Power	158100	158600	159100	MPR	Max Power
				790.5 MHz	793 MHz	795.5 MHz			790.5 MHz	793 MHz	795.5 MHz		
5	π/2 BPSK	1	1		24.4		0	25.7		23.4		0	24.1
		1	23		24.3		0	25.7		23.1		0	24.1
		12	6		24.5		0	25.7		23.2		0	24.1
	QPSK	1	1		24.4		0	25.7		23.4		0	24.1
		1	23		24.6		0	25.7		23.2		0	24.1
		12	6		24.4		0	25.7		23.1		0	24.1

NR Band 14 Measured Results (ANT2)

BW (MHz)	Modulation	RB Allocation	RB offset	Mode A Power (dBm)					Mode B Power (dBm)				
				158600	158600	158600	MPR	Max Power	158600	158600	158600	MPR	Max Power
				793 MHz	793 MHz	793 MHz			793 MHz	793 MHz	793 MHz		
10	π/2 BPSK	1	1		23.8		0	25.2		24.0		0	25.2
		1	50		23.7		0	25.2		24.0		0	25.2
		25	14		23.7		0	25.2		23.9		0	25.2
	QPSK	1	1		23.9		0	25.2		24.0		0	25.2
		1	50		23.8		0	25.2		23.9		0	25.2
		25	14		23.7		0	25.2		23.9		0	25.2

BW (MHz)	Modulation	RB Allocation	RB offset	Mode A Power (dBm)					Mode B Power (dBm)				
				158100	158600	159100	MPR	Max Power	158100	158600	159100	MPR	Max Power
				790.5 MHz	793 MHz	795.5 MHz			790.5 MHz	793 MHz	795.5 MHz		
5	π/2 BPSK	1	1		23.9		0	25.2		24.1		0	25.2
		1	23		23.8		0	25.2		24.0		0	25.2

NR Band 25 Measured Results (ANT1)

BW (MHz)	Modulation	RB Allocation	RB offset	Mode A Power (dBm)					Mode B Power (dBm)				
				374000	376500	379000	MPR	Max Power	374000	376500	379000	MPR	Max Power
				1870 MHz	1882.5 MHz	1895 MHz			1870 MHz	1882.5 MHz	1895 MHz		
40	π/2 BPSK	1	1		22.1		0	22.7		21.0		0	22
		1	214		22.0		0	22.7		21.1		0	22
		108	54		22.0		0	22.7		21.0		0	22
	QPSK	1	1		22.1		0	22.7		21.0		0	22
		1	214		21.9		0	22.7		21.1		0	22
		108	54		22.0		0	22.7		21.1		0	22

BW (MHz)	Modulation	RB Allocation	RB offset	Mode A Power (dBm)					Mode B Power (dBm)				
				373500	376500	379500	MPR	Max Power	373500	376500	379500	MPR	Max Power
				1867.5 MHz	1882.5 MHz	1897.5 MHz			1867.5 MHz	1882.5 MHz	1897.5 MHz		
35	π/2 BPSK	1	1		22.1		0	22.7		21.1		0	22
		1	186		22.0		0	22.7		20.9		0	22

BW (MHz)	Modulation	RB Allocation	RB offset	Mode A Power (dBm)					Mode B Power (dBm)				
				373000	376500	380000	MPR	Max Power	373000	376500	380000	MPR	Max Power
				1865 MHz	1882.5 MHz	1900 MHz			1865 MHz	1882.5 MHz	1900 MHz		
30	π/2 BPSK	1	1		22.1		0	22.7		21.1		0	22
		1	158		22.0		0	22.7		21.0		0	22

BW (MHz)	Modulation	RB Allocation	RB offset	Mode A Power (dBm)					Mode B Power (dBm)				
				372500	376500	380500	MPR	Max Power	372500	376500	380500	MPR	Max Power
				1862.5 MHz	1882.5 MHz	1902.5 MHz			1862.5 MHz	1882.5 MHz	1902.5 MHz		
25	π/2 BPSK	1	1		22.1		0	22.7		21.1		0	22
		1	131		22.1		0	22.7		21.1		0	22

BW (MHz)	Modulation	RB Allocation	RB offset	Mode A Power (dBm)					Mode B Power (dBm)				
				372000	376500	381000	MPR	Max Power	372000	376500	381000	MPR	Max Power
				1860 MHz	1882.5 MHz	1905 MHz			1860 MHz	1882.5 MHz	1905 MHz		
20	π/2 BPSK	1	1		22.0		0	22.7		21.0		0	22
		1	104		22.0		0	22.7		21.0		0	22

BW (MHz)	Modulation	RB Allocation	RB offset	Mode A Power (dBm)					Mode B Power (dBm)				
				371500	376500	381500	MPR	Max Power	371500	376500	381500	MPR	Max Power
				1857.5 MHz	1882.5 MHz	1907.5 MHz			1857.5 MHz	1882.5 MHz	1907.5 MHz		
15	π/2 BPSK	1	1		22.0		0	22.7		21.1		0	22
		1	77		22.0		0	22.7		21.0		0	22

BW (MHz)	Modulation	RB Allocation	RB offset	Mode A Power (dBm)					Mode B Power (dBm)				
				371000	376500	382000	MPR	Max Power	371000	376500	382000	MPR	Max Power
				1855 MHz	1882.5 MHz	1910 MHz			1855 MHz	1882.5 MHz	1910 MHz		
10	π/2 BPSK	1	1		21.9		0	22.7		20.8		0	22
		1	50		21.8		0	22.7		20.9		0	22

BW (MHz)	Modulation	RB Allocation	RB offset	Mode A Power (dBm)					Mode B Power (dBm)				
				370500	376500	382500	MPR	Max Power	370500	376500	382500	MPR	Max Power
				1852.5 MHz	1882.5 MHz	1912.5 MHz			1852.5 MHz	1882.5 MHz	1912.5 MHz		
5	π/2 BPSK	1	1		21.9		0	22.7		20.9		0	22
		1	23		21.9		0	22.7		20.9		0	22

NR Band 25 Measured Results (ANT2)

BW (MHz)	Modulation	RB Allocation	RB offset	Mode A Power (dBm)					Mode B Power (dBm)				
				374000	376500	379000	MPR	Max Power	374000	376500	379000	MPR	Max Power
				1870 MHz	1882.5 MHz	1895 MHz			1870 MHz	1882.5 MHz	1895 MHz		
40	π/2 BPSK	1	1		17.2		0	18.2		19.0		0	19.8
		1	214		17.2		0	18.2		18.8		0	19.8
		108	54		17.1		0	18.2		18.7		0	19.8
	QPSK	1	1		17.2		0	18.2		18.9		0	19.8
		1	214		17.0		0	18.2		18.9		0	19.8
		108	54		17.2		0	18.2		18.8		0	19.8
35	π/2 BPSK	1	1		17.2		0	18.2		18.7		0	19.8
		1	186		17.2		0	18.2		18.7		0	19.8
		30	π/2 BPSK	1	1		17.2		0	18.2		18.8	
1	158				17.3		0	18.2		18.6		0	19.8
25	π/2 BPSK			1	1		17.2		0	18.2		18.8	
		1	131		17.1		0	18.2		18.7		0	19.8
		20	π/2 BPSK	1	1		17.3		0	18.2		19.1	
1	104				17.2		0	18.2		18.9		0	19.8
15	π/2 BPSK			1	1		17.3		0	18.2		19.0	
		1	77		17.3		0	18.2		19.0		0	19.8
		10	π/2 BPSK	1	1		17.1		0	18.2		18.7	
1	50				17.1		0	18.2		18.6		0	19.8
5	π/2 BPSK			1	1		17.0		0	18.2		18.7	
		1	23		17.1		0	18.2		18.8		0	19.8

NR Band 25 Measured Results (ANT3)

BW (MHz)	Modulation	RB Allocation	RB offset	Mode A Power (dBm)					Mode B Power (dBm)				
				374000	376500	379000	MPR	Max Power	374000	376500	379000	MPR	Max Power
				1870 MHz	1882.5 MHz	1895 MHz			1870 MHz	1882.5 MHz	1895 MHz		
40	π/2 BPSK	1	1		22.0		0	23.1		20.7		0	21.7
		1	214		22.1		0	23.1		20.8		0	21.7
		108	54		22.1		0	23.1		20.7		0	21.7
	QPSK	1	1		22.1		0	23.1		20.8		0	21.7
		1	214		22.1		0	23.1		20.7		0	21.7
		108	54		22.2		0	23.1		20.8		0	21.7
35	π/2 BPSK	1	1		22.1		0	23.1		20.7		0	21.7
		1	186		22.2		0	23.1		20.8		0	21.7
30	π/2 BPSK	1	1		22.2		0	23.1		20.8		0	21.7
		1	158		22.2		0	23.1		20.8		0	21.7
25	π/2 BPSK	1	1		22.1		0	23.1		20.7		0	21.7
		1	131		22.2		0	23.1		20.6		0	21.7
20	π/2 BPSK	1	1	22.2	22.1	21.9	0	23.1	20.8	20.8	20.7	0	21.7
		1	104	22.1	22.1	22.1	0	23.1	20.7	20.8	20.7	0	21.7
15	π/2 BPSK	1	1	22.1	22.1	22.2	0	23.1	20.7	20.5	20.8	0	21.7
		1	77	22.1	22.2	22.1	0	23.1	20.8	20.6	20.8	0	21.7
10	π/2 BPSK	1	1	21.9	21.9	22.0	0	23.1	20.5	20.5	20.5	0	21.7
		1	50	21.9	21.9	22.0	0	23.1	20.5	20.4	20.6	0	21.7
5	π/2 BPSK	1	1	22.0	21.9	22.0	0	23.1	20.6	20.5	20.6	0	21.7
		1	23	22.0	21.9	22.0	0	23.1	20.6	20.5	20.5	0	21.7

NR Band 25 Measured Results (ANT4)

BW (MHz)	Modulation	RB Allocation	RB offset	Mode A Power (dBm)					Mode B Power (dBm)				
				374000	376500	379000	MPR	Max Power	374000	376500	379000	MPR	Max Power
				1870 MHz	1882.5 MHz	1895 MHz			1870 MHz	1882.5 MHz	1895 MHz		
40	π/2 BPSK	1	1		19.1		0	20		19.1		0	19.8
		1	214		19.3		0	20		19.3		0	19.8
		108	54		19.2		0	20		19.2		0	19.8
	QPSK	1	1		19.0		0	20		19.0		0	19.8
		1	214		19.3		0	20		19.3		0	19.8
		108	54		19.2		0	20		19.2		0	19.8
35	π/2 BPSK	1	1		19.1		0	20		19.1		0	19.8
		1	186		19.1		0	20		19.1		0	19.8
30	π/2 BPSK	1	1		19.3		0	20		19.3		0	19.8
		1	158		19.3		0	20		19.3		0	19.8
25	π/2 BPSK	1	1		19.2		0	20		19.2		0	19.8
		1	131		19.3		0	20		19.3		0	19.8
20	π/2 BPSK	1	1	19.2	19.2	19.2	0	20	19.2	19.2	19.2	0	19.8
		1	104	19.2	19.2	19.2	0	20	19.2	19.2	19.2	0	19.8
15	π/2 BPSK	1	1	18.9	19.3	19.2	0	20	18.9	19.3	19.2	0	19.8
		1	77	19.2	19.2	19.3	0	20	19.2	19.2	19.3	0	19.8
10	π/2 BPSK	1	1	19.0	19.0	19.1	0	20	19.0	19.0	19.1	0	19.8
		1	50	18.8	18.9	19.4	0	20	18.8	18.9	19.4	0	19.8
5	π/2 BPSK	1	1	19.0	19.0	19.0	0	20	19.0	19.0	19.0	0	19.8
		1	23	19.0	19.0	18.9	0	20	19.0	19.0	18.9	0	19.8

NR Band 26 Measured Results (ANT1)

BW (MHz)	Modulation	RB Allocation	RB offset	Mode A Power (dBm)					Mode B Power (dBm)				
				164800	166300	167800	MPR	Max Power	164800	166300	167800	MPR	Max Power
				824 MHz	831.5 MHz	839 MHz			824 MHz	831.5 MHz	839 MHz		
20	π/2 BPSK	1	1		24.3		0	25.7		21.6		0	22.9
		1	104		24.4		0	25.7		21.6		0	22.9
		50	28		24.4		0	25.7		21.6		0	22.9
	QPSK	1	1		24.4		0	25.7		21.6		0	22.9
		1	104		24.4		0	25.7		21.6		0	22.9
		50	28		24.4		0	25.7		21.7		0	22.9
BW (MHz)	Modulation	RB Allocation	RB offset	Mode A Power (dBm)					Mode B Power (dBm)				
				164300	166300	168300	MPR	Max Power	164300	166300	168300	MPR	Max Power
				821.5 MHz	831.5 MHz	841.5 MHz			821.5 MHz	831.5 MHz	841.5 MHz		
15	π/2 BPSK	1	1	24.6	24.4	24.5	0	25.7	21.7	21.6	21.8	0	22.9
		1	77	24.5	24.4	24.3	0	25.7	21.8	21.7	21.6	0	22.9
BW (MHz)	Modulation	RB Allocation	RB offset	Mode A Power (dBm)					Mode B Power (dBm)				
				163800	166300	168800	MPR	Max Power	163800	166300	168800	MPR	Max Power
				819 MHz	831.5 MHz	844 MHz			819 MHz	831.5 MHz	844 MHz		
10	π/2 BPSK	1	1	24.3	24.2	24.4	0	25.7	21.5	21.5	21.4	0	22.9
		1	50	24.3	24.4	24.1	0	25.7	21.4	21.5	21.5	0	22.9
BW (MHz)	Modulation	RB Allocation	RB offset	Mode A Power (dBm)					Mode B Power (dBm)				
				163300	166300	169300	MPR	Max Power	163300	166300	169300	MPR	Max Power
				816.5 MHz	831.5 MHz	846.5 MHz			816.5 MHz	831.5 MHz	846.5 MHz		
5	π/2 BPSK	1	1	24.3	24.1	24.2	0	25.7	21.5	21.4	21.4	0	22.9
		1	23	24.4	24.2	24.1	0	25.7	21.6	21.5	21.5	0	22.9

NR Band 26 Measured Results (ANT2)

BW (MHz)	Modulation	RB Allocation	RB offset	Mode A Power (dBm)					Mode B Power (dBm)				
				164800	166300	167800	MPR	Max Power	164800	166300	167800	MPR	Max Power
				824 MHz	831.5 MHz	839 MHz			824 MHz	831.5 MHz	839 MHz		
20	π/2 BPSK	1	1		22.7		0	23.9		23.9		0	25.2
		1	104		22.7		0	23.9		24.0		0	25.2
		50	28		22.8		0	23.9		24.1		0	25.2
	QPSK	1	1		22.7		0	23.9		23.9		0	25.2
		1	104		22.7		0	23.9		24.0		0	25.2
		50	28		22.8		0	23.9		24.1		0	25.2
BW (MHz)	Modulation	RB Allocation	RB offset	Mode A Power (dBm)					Mode B Power (dBm)				
				164300	166300	168300	MPR	Max Power	164300	166300	168300	MPR	Max Power
				821.5 MHz	831.5 MHz	841.5 MHz			821.5 MHz	831.5 MHz	841.5 MHz		
15	π/2 BPSK	1	1	22.8	22.7	22.8	0	23.9	24.1	24.0	24.1	0	25.2
		1	77	22.8	22.8	22.8	0	23.9	24.2	24.2	24.1	0	25.2
BW (MHz)	Modulation	RB Allocation	RB offset	Mode A Power (dBm)					Mode B Power (dBm)				
				163800	166300	168800	MPR	Max Power	163800	166300	168800	MPR	Max Power
				819 MHz	831.5 MHz	844 MHz			819 MHz	831.5 MHz	844 MHz		
10	π/2 BPSK	1	1	22.8	22.6	22.8	0	23.9	24.0	23.9	24.0	0	25.2
		1	50	22.6	22.6	22.6	0	23.9	24.0	23.9	23.9	0	25.2
BW (MHz)	Modulation	RB Allocation	RB offset	Mode A Power (dBm)					Mode B Power (dBm)				
				163300	166300	169300	MPR	Max Power	163300	166300	169300	MPR	Max Power
				816.5 MHz	831.5 MHz	846.5 MHz			816.5 MHz	831.5 MHz	846.5 MHz		
5	π/2 BPSK	1	1	22.7	22.6	22.7	0	23.9	23.9	23.9	24.0	0	25.2
		1	23	22.9	22.7	22.6	0	23.9	24.0	23.9	23.9	0	25.2

NR Band 30 Measured Results (ANT1)

BW (MHz)	Modulation	RB Allocation	RB offset	Mode A Power (dBm)					Mode B Power (dBm)				
				462000	462000	462000	MPR	Max Power	462000	462000	462000	MPR	Max Power
				2310 MHz	2310 MHz	2310 MHz			2310 MHz	2310 MHz	2310 MHz		
10	π/2 BPSK	1	1		20.2		0	21		16.9		0	17.8
		1	50		20.2		0	21		16.8		0	17.8
		25	14		20.3		0	21		16.8		0	17.8
	QPSK	1	1		20.3		0	21		16.9		0	17.8
		1	50		20.3		0	21		16.7		0	17.8
		25	14		20.3		0	21		16.9		0	17.8
BW (MHz)	Modulation	RB Allocation	RB offset	Mode A Power (dBm)					Mode B Power (dBm)				
				461500	462000	462500	MPR	Max Power	461500	462000	462500	MPR	Max Power
				2307.5 MHz	2310 MHz	2312.5 MHz			2307.5 MHz	2310 MHz	2312.5 MHz		
5	π/2 BPSK	1	1		20.2		0	21		16.6		0	17.8
		1	23		20.1		0	21		16.8		0	17.8

NR Band 30 Measured Results (ANT2)

BW (MHz)	Modulation	RB Allocation	RB offset	Mode A Power (dBm)					Mode B Power (dBm)				
				462000	462000	462000	MPR	Max Power	462000	462000	462000	MPR	Max Power
				2310 MHz	2310 MHz	2310 MHz			2310 MHz	2310 MHz	2310 MHz		
10	π/2 BPSK	1	1		17.4		0	18.5		17.6		0	18.8
		1	50		17.4		0	18.5		17.6		0	18.8
		25	14		17.4		0	18.5		17.5		0	18.8
	QPSK	1	1		17.4		0	18.5		17.7		0	18.8
		1	50		17.5		0	18.5		17.9		0	18.8
		25	14		17.5		0	18.5		17.8		0	18.8
BW (MHz)	Modulation	RB Allocation	RB offset	Mode A Power (dBm)					Mode B Power (dBm)				
				461500	462000	1	MPR	Max Power	461500	462000	1	MPR	Max Power
				2307.5 MHz	2310 MHz	2312.5 MHz			2307.5 MHz	2310 MHz	2312.5 MHz		
5	π/2 BPSK	1	1		17.4		0	18.5		17.7		0	18.8
		1	23		17.6		0	18.5		17.8		0	18.8

NR Band 30 Measured Results (ANT3)

BW (MHz)	Modulation	RB Allocation	RB offset	Mode A Power (dBm)					Mode B Power (dBm)				
				462000	462000	462000	MPR	Max Power	462000	462000	462000	MPR	Max Power
				2310 MHz	2310 MHz	2310 MHz			2310 MHz	2310 MHz	2310 MHz		
10	π/2 BPSK	1	1		21.0		0	22.1		19.4		0	20.5
		1	50		20.6		0	22.1		19.1		0	20.5
		25	14		20.8		0	22.1		19.2		0	20.5
	QPSK	1	1		21.0		0	22.1		19.2		0	20.5
		1	50		21.0		0	22.1		19.2		0	20.5
		25	14		20.9		0	22.1		19.2		0	20.5
BW (MHz)	Modulation	RB Allocation	RB offset	Mode A Power (dBm)					Mode B Power (dBm)				
				461500	462000	462500	MPR	Max Power	461500	462000	462500	MPR	Max Power
				2307.5 MHz	2310 MHz	2312.5 MHz			2307.5 MHz	2310 MHz	2312.5 MHz		
5	π/2 BPSK	1	1		20.8		0	22.1		19.2		0	20.5
		1	23		20.9		0	22.1		19.2		0	20.5

NR Band 30 Measured Results (ANT4)

BW (MHz)	Modulation	RB Allocation	RB offset	Mode A Power (dBm)					Mode B Power (dBm)				
				462000	462000	462000	MPR	Max Power	462000	462000	462000	MPR	Max Power
				2310 MHz	2310 MHz	2310 MHz			2310 MHz	2310 MHz	2310 MHz		
10	π/2 BPSK	1	1		19.4		0	20.3		18.9		0	19.2
		1	50		19.2		0	20.3		18.8		0	19.2
		25	14		19.3		0	20.3		18.8		0	19.2
	QPSK	1	1		19.3		0	20.3		18.8		0	19.2
		1	50		19.4		0	20.3		18.7		0	19.2
		25	14		19.2		0	20.3		18.8		0	19.2
BW (MHz)	Modulation	RB Allocation	RB offset	Mode A Power (dBm)					Mode B Power (dBm)				
				461500	462000	462500	MPR	Max Power	461500	462000	462500	MPR	Max Power
				2307.5 MHz	2310 MHz	2312.5 MHz			2307.5 MHz	2310 MHz	2312.5 MHz		
5	π/2 BPSK	1	1		19.1		0	20.3		18.8		0	19.2
		1	23		19.3		0	20.3		19.1		0	19.2

NR Band 41 Measured Results (ANT1)

BW (MHz)	Modulation	RB Allocation	RB offset	Mode A Power (dBm)					MPR	Max Power	Mode B Power (dBm)					MPR	Max Power
				509202	510000	518598	523302	527994			509202	510000	518598	523302	527994		
100	π/2 BPSK	1	1	2546.01 MHz	2550 MHz	2592.99 MHz	2616.51 MHz	2639.97 MHz	0	22.2	2546.01 MHz	2550 MHz	2592.99 MHz	2616.51 MHz	2639.97 MHz	0	19.5
		1	271			22.0			0	22.2			18.6			0	19.5
		135	69			21.9			0	22.2			18.4			0	19.5
	QPSK	1	1			22.1			0	22.2			18.5			0	19.5
		1	271			21.9			0	22.2			18.5			0	19.5
		135	69			21.9			0	22.2			18.4			0	19.5
90	π/2 BPSK	1	1			22.1			0	22.2			18.5			0	19.5
		1	243			21.9			0	22.2			18.3			0	19.5
80	π/2 BPSK	1	1	507204	508002	518598	524298	529992	0	22.2	507204	508002	518598	524298	529992	0	19.5
		1	215	2536.02 MHz	2540.01 MHz	2592.99 MHz	2621.49 MHz	2649.96 MHz	0	22.2	2536.02 MHz	2540.01 MHz	2592.99 MHz	2621.49 MHz	2649.96 MHz	0	19.5
70	π/2 BPSK	1	1	506202	507000	518598	524802	530994	0	22.2	506202	507000	518598	524802	530994	0	19.5
		1	187	2531.01 MHz	2535 MHz	2592.99 MHz	2624.01 MHz	2654.97 MHz	0	22.2	2531.01 MHz	2535 MHz	2592.99 MHz	2624.01 MHz	2654.97 MHz	0	19.5
60	π/2 BPSK	1	1	505200	506004	518598	525300	531996	0	22.2	505200	506004	518598	525300	531996	0	19.5
		1	160	2526 MHz	2530.02 MHz	2592.99 MHz	2626.5 MHz	2659.98 MHz	0	22.2	2526 MHz	2530.02 MHz	2592.99 MHz	2626.5 MHz	2659.98 MHz	0	19.5
50	π/2 BPSK	1	1	504204	505002	518598	525798	532992	0	22.2	504204	505002	518598	525798	532992	0	19.5
		1	131	2521.02 MHz	2525.01 MHz	2592.99 MHz	2628.99 MHz	2664.96 MHz	0	22.2	2521.02 MHz	2525.01 MHz	2592.99 MHz	2628.99 MHz	2664.96 MHz	0	19.5
40	π/2 BPSK	1	1	503202	504000	518598	526302	533994	0	22.2	503202	504000	518598	526302	533994	0	19.5
		1	104	2516.01 MHz	2520 MHz	2592.99 MHz	2631.51 MHz	2669.97 MHz	0	22.2	2516.01 MHz	2520 MHz	2592.99 MHz	2631.51 MHz	2669.97 MHz	0	19.5
30	π/2 BPSK	1	1	502200	503004	518598	526800	534996	0	22.2	502200	503004	518598	526800	534996	0	19.5
		1	76	2511 MHz	2515.02 MHz	2592.99 MHz	2634 MHz	2674.98 MHz	0	22.2	2511 MHz	2515.02 MHz	2592.99 MHz	2634 MHz	2674.98 MHz	0	19.5
20	π/2 BPSK	1	1	501204	502002	518598	527298	535992	0	22.2	501204	502002	518598	527298	535992	0	19.5
		1	49	2506.02 MHz	2510.01 MHz	2592.99 MHz	2636.49 MHz	2679.96 MHz	0	22.2	2506.02 MHz	2510.01 MHz	2592.99 MHz	2636.49 MHz	2679.96 MHz	0	19.5
15	π/2 BPSK	1	1	500700	501504	518598	527550	536496	0	22.2	500700	501504	518598	527550	536496	0	19.5
		1	36	2503.5 MHz	2507.52 MHz	2592.99 MHz	2637.75 MHz	2682.48 MHz	0	22.2	2503.5 MHz	2507.52 MHz	2592.99 MHz	2637.75 MHz	2682.48 MHz	0	19.5
10	π/2 BPSK	1	1	500202	501000	518598	527802	536994	0	22.2	500202	501000	518598	527802	536994	0	19.5
		1	22	2501.01 MHz	2505 MHz	2592.99 MHz	2639.01 MHz	2684.97 MHz	0	22.2	2501.01 MHz	2505 MHz	2592.99 MHz	2639.01 MHz	2684.97 MHz	0	19.5

NR Band 41 Measured Results (ANT2)

BW (MHz)	Modulation	RB Allocation	RB offset	Mode A Power (dBm)						MFR	Max Power	Mode B Power (dBm)						MFR	Max Power
				509202 2546.01 MHz	510000 2550 MHz	513900 2569.5 MHz	518598 2592.99 MHz	523302 2616.51 MHz	527994 2639.97 MHz			509202 2546.01 MHz	510000 2550 MHz	513900 2569.5 MHz	518598 2592.99 MHz	523302 2616.51 MHz	527994 2639.97 MHz		
100	π/2 BPSK	1	1				16.8			0	18.3				16.3			0	17.7
		1	271				16.7			0	18.3				16.1			0	17.7
		135	69				16.8			0	18.3				16.1			0	17.7
	QPSK	1	1				16.9			0	18.3				16.3			0	17.7
		1	271				16.8			0	18.3				16.2			0	17.7
		135	69				16.8			0	18.3				16.1			0	17.7
90	π/2 BPSK	1	1				16.9			0	18.3				16.2			0	17.7
		1	243				16.7			0	18.3				16.0			0	17.7
80	π/2 BPSK	1	1				16.9			0	18.3				16.2			0	17.7
		1	215				16.7			0	18.3				16.2			0	17.7
70	π/2 BPSK	1	1				16.9			0	18.3				16.2			0	17.7
		1	187				16.7			0	18.3				16.0			0	17.7
60	π/2 BPSK	1	1				16.9			0	18.3				16.1			0	17.7
		1	160				16.8			0	18.3				16.0			0	17.7
50	π/2 BPSK	1	1				16.9			0	18.3				16.1			0	17.7
		1	131				16.8			0	18.3				16.1			0	17.7
40	π/2 BPSK	1	1				17.2			0	18.3				16.4			0	17.7
		1	104				17.1			0	18.3				16.2			0	17.7
30	π/2 BPSK	1	1				16.9			0	18.3				16.2			0	17.7
		1	76				16.9			0	18.3				16.3			0	17.7
20	π/2 BPSK	1	1				16.6			0	18.3				16.1			0	17.7
		1	49				17.0			0	18.3				16.2			0	17.7
15	π/2 BPSK	1	1				16.6			0	18.3				16.1			0	17.7
		1	36				16.7			0	18.3				16.2			0	17.7
10	π/2 BPSK	1	1				16.8			0	18.3				16.4			0	17.7
		1	22				16.9			0	18.3				16.4			0	17.7

NR Band 41 Measured Results (ANT3)

BW (MHz)	Modulation	RB Allocation	RB offset	Mode A Power (dBm)						Mode B Power (dBm)					
				509202 2546.01 MHz	510000 2550 MHz	513900 2569.5 MHz	518598 2592.99 MHz	523302 2616.51 MHz	527994 2639.97 MHz	MFR	Max Power	509202 2546.01 MHz	510000 2550 MHz	513900 2569.5 MHz	518598 2592.99 MHz
100	π/2 BPSK	1	1												
				20.9						18.5					
				20.7						18.0					
	QPSK	1	271												
				20.8						18.2					
				21.2						18.1					
			20.8						18.1						
			20.8						18.2						
90	π/2 BPSK	1	1												
				20.5						17.9					
				20.4						17.8					
80	π/2 BPSK	1	1												
				20.3						17.7					
				20.4						17.8					
70	π/2 BPSK	1	1												
				20.5						18.0					
				20.3						17.6					
60	π/2 BPSK	1	1												
				20.5						18.0					
				20.4						17.9					
50	π/2 BPSK	1	1												
				20.5						18.0					
				20.4						17.9					
40	π/2 BPSK	1	1												
				20.6						18.1					
				20.9						18.2					
30	π/2 BPSK	1	1												
				20.2						17.7					
				20.7						18.3					
20	π/2 BPSK	1	1												
				20.2						17.7					
				20.6						18.1					
15	π/2 BPSK	1	1												
				20.2						18.0					
				20.5						18.2					
10	π/2 BPSK	1	1												
				20.2						17.5					
				20.2						17.6					

NR Band 41 Measured Results (ANT4)

BW (MHz)	Modulation	RB Allocation	RB offset	Mode A Power (dBm)						MFR	Max Power	Mode B Power (dBm)						MFR	Max Power
				509202 2546.01 MHz	510000 2550 MHz	513900 2569.5 MHz	518598 2592.99 MHz	523302 2616.51 MHz	527994 2639.97 MHz			509202 2546.01 MHz	510000 2550 MHz	513900 2569.5 MHz	518598 2592.99 MHz	523302 2616.51 MHz	527994 2639.97 MHz		
100	π/2 BPSK	1	1							0	20.6							0	19.8
										0	20.6							0	19.8
										0	20.6							0	19.8
	QPSK	1	1							0	20.6							0	19.8
										0	20.6							0	19.8
										0	20.6							0	19.8
90	π/2 BPSK	1	1							0	20.6							0	19.8
										0	20.6							0	19.8
80	π/2 BPSK	1	1							0	20.6							0	19.8
										0	20.6							0	19.8
70	π/2 BPSK	1	1							0	20.6							0	19.8
										0	20.6							0	19.8
60	π/2 BPSK	1	1							0	20.6							0	19.8
										0	20.6							0	19.8
50	π/2 BPSK	1	1							0	20.6							0	19.8
										0	20.6							0	19.8
40	π/2 BPSK	1	1							0	20.6							0	19.8
										0	20.6							0	19.8
30	π/2 BPSK	1	1							0	20.6							0	19.8
										0	20.6							0	19.8
20	π/2 BPSK	1	1							0	20.6							0	19.8
										0	20.6							0	19.8
15	π/2 BPSK	1	1							0	20.6							0	19.8
										0	20.6							0	19.8
10	π/2 BPSK	1	1							0	20.6							0	19.8
										0	20.6							0	19.8

NR Band 48 Measured Results (ANT7)

BW (MHz)	Modulation	RB Allocation	RB offset	Mode A Power (dBm)						Mode B Power (dBm)					
				638002	640446	642890	645332	MPR	Max Power	638002	640446	642890	645332	MPR	Max Power
				3570.03 MHz	3606.69 MHz	3643.35 MHz	3679.98 MHz			3570.03 MHz	3606.69 MHz	3643.35 MHz	3679.98 MHz		
40	π/2 BPSK	1	1			19.9		0	20.4			17.1		0	18
		1	104			20.0		0	20.4			17.1		0	18
		50	28			19.8		0	20.4			17.0		0	18
	QPSK	1	1			20.0		0	20.4			17.0		0	18
		1	104			20.0		0	20.4			17.0		0	18
		50	28			19.9		0	20.4			16.9		0	18
30	π/2 BPSK	1	1	637668	640334	643000	645666	MPR	Max Power	637668	640334	643000	645666	MPR	Max Power
				3565.02 MHz	3605.01 MHz	3645 MHz	3684.99 MHz			3565.02 MHz	3605.01 MHz	3645 MHz	3684.99 MHz		
		1	76	19.8	19.8	19.8	19.8	0	20.4	16.7	16.7	16.7	16.7	0	18
20	π/2 BPSK	1	1	637336	640224	643112	645998	MPR	Max Power	637336	640224	643112	645998	MPR	Max Power
				3560.04 MHz	3603.36 MHz	3646.68 MHz	3689.97 MHz			3560.04 MHz	3603.36 MHz	3646.68 MHz	3689.97 MHz		
		1	49	19.5	19.5	19.5	19.5	0	20.4	16.7	16.7	16.7	16.7	0	18
15	π/2 BPSK	1	1	637168	640168	643168	646166	MPR	Max Power	637168	640168	643168	646166	MPR	Max Power
				3557.52 MHz	3602.52 MHz	3647.52 MHz	3692.49 MHz			3557.52 MHz	3602.52 MHz	3647.52 MHz	3692.49 MHz		
		1	36	19.4	19.4	19.4	19.4	0	20.4	16.6	16.6	16.6	16.6	0	18
10	π/2 BPSK	1	1	637002	640112	643224	646332	MPR	Max Power	637002	640112	643224	646332	MPR	Max Power
				3555.03 MHz	3601.68 MHz	3648.36 MHz	3694.98 MHz			3555.03 MHz	3601.68 MHz	3648.36 MHz	3694.98 MHz		
		1	22	19.2	19.2	19.2	19.2	0	20.4	16.3	16.3	16.3	16.3	0	18
		19.2	19.2	19.2	19.2	0	20.4	16.4	16.4	16.4	16.4	0	18		

NR Band 48 Measured Results (ANT8)

BW (MHz)	Modulation	RB Allocation	RB offset	Mode A Power (dBm)						Mode B Power (dBm)					
				638002	640446	642890	645332	MPR	Max Power	638002	640446	642890	645332	MPR	Max Power
				3570.03 MHz	3606.69 MHz	3643.35 MHz	3679.98 MHz			3570.03 MHz	3606.69 MHz	3643.35 MHz	3679.98 MHz		
40	π/2 BPSK	1	1			18.7		0	19.3			19.5		0	20
		1	104			18.8		0	19.3			19.5		0	20
		50	28			18.6		0	19.3			19.4		0	20
	QPSK	1	1			18.8		0	19.3			19.6		0	20
		1	104			19.0		0	19.3			19.6		0	20
		50	28			18.9		0	19.3			19.4		0	20
30	π/2 BPSK	1	1	637668	640334	643000	645666	MPR	Max Power	637668	640334	643000	645666	MPR	Max Power
				3565.02 MHz	3605.01 MHz	3645 MHz	3684.99 MHz			3565.02 MHz	3605.01 MHz	3645 MHz	3684.99 MHz		
		1	76	18.9	18.8	19.0	18.8	0	19.3	19.4	19.4	19.5	19.5	0	20
20	π/2 BPSK	1	1	637336	640224	643112	645998	MPR	Max Power	637336	640224	643112	645998	MPR	Max Power
				3560.04 MHz	3603.36 MHz	3646.68 MHz	3689.97 MHz			3560.04 MHz	3603.36 MHz	3646.68 MHz	3689.97 MHz		
		1	49	18.9	18.7	19.0	18.9	0	19.3	19.4	19.3	19.4	19.3	0	20
15	π/2 BPSK	1	1	637168	640168	643168	646166	MPR	Max Power	637168	640168	643168	646166	MPR	Max Power
				3557.52 MHz	3602.52 MHz	3647.52 MHz	3692.49 MHz			3557.52 MHz	3602.52 MHz	3647.52 MHz	3692.49 MHz		
		1	36	18.9	18.7	18.9	18.9	0	19.3	19.3	19.3	19.4	19.2	0	20
10	π/2 BPSK	1	1	637002	640112	643224	646332	MPR	Max Power	637002	640112	643224	646332	MPR	Max Power
				3555.03 MHz	3601.68 MHz	3648.36 MHz	3694.98 MHz			3555.03 MHz	3601.68 MHz	3648.36 MHz	3694.98 MHz		
		1	22	18.6	18.6	18.6	18.6	0	19.3	19.2	19.2	19.2	19.2	0	20
		18.6	18.6	18.6	18.6	0	19.3	19.2	19.2	19.2	19.2	0	20		

NR Band 48 Measured Results (ANT9)

BW (MHz)	Modulation	RB Allocation	RB offset	Mode A Power (dBm)						Mode B Power (dBm)					
				638002	640446	642890	645332	MPR	Max Power	638002	640446	642890	645332	MPR	Max Power
				3570.03 MHz	3606.69 MHz	3643.35 MHz	3679.98 MHz			3570.03 MHz	3606.69 MHz	3643.35 MHz	3679.98 MHz		
40	π/2 BPSK	1	1			22.0		0	22.1			18.3		0	19.1
		1	104			22.1		0	22.1			18.4		0	19.1
		50	28			21.9		0	22.1			18.3		0	19.1
	QPSK	1	1			22.1		0	22.1			18.3		0	19.1
		1	104			22.1		0	22.1			18.3		0	19.1
		50	28			22.0		0	22.1			18.4		0	19.1
30	π/2 BPSK	1	1	637668	640334	643000	645666	MPR	Max Power	637668	640334	643000	645666	MPR	Max Power
				3565.02 MHz	3605.01 MHz	3645 MHz	3684.99 MHz			3565.02 MHz	3605.01 MHz	3645 MHz	3684.99 MHz		
		1	76	22.1	22.1	22.1	22.1	0	22.1	18.3	18.3	18.3	18.3	0	19.1
20	π/2 BPSK	1	1	637336	640224	643112	645998	MPR	Max Power	637336	640224	643112	645998	MPR	Max Power
				3560.04 MHz	3603.36 MHz	3646.68 MHz	3689.97 MHz			3560.04 MHz	3603.36 MHz	3646.68 MHz	3689.97 MHz		
		1	49	22.0	22.0	22.0	21.9	0	22.1	18.2	18.2	18.2	18.3	0	19.1
15	π/2 BPSK	1	1	637168	640168	643168	646166	MPR	Max Power	637168	640168	643168	646166	MPR	Max Power
				3557.52 MHz	3602.52 MHz	3647.52 MHz	3692.49 MHz			3557.52 MHz	3602.52 MHz	3647.52 MHz	3692.49 MHz		
		1	36	22.0	22.0	22.0	22.0	0	22.1	18.2	18.2	18.2	18.3	0	19.1
10	π/2 BPSK	1	1	637002	640112	643224	646332	MPR	Max Power	637002	640112	643224	646332	MPR	Max Power
				3555.03 MHz	3601.68 MHz	3648.36 MHz	3694.98 MHz			3555.03 MHz	3601.68 MHz	3648.36 MHz	3694.98 MHz		
		1	22	21.8	21.8	21.8	21.8	0	22.1	18.1	18.1	18.1	18.1	0	19.1

NR Band 48 Measured Results (ANT4)

BW (MHz)	Modulation	RB Allocation	RB offset	Mode A Power (dBm)						Mode B Power (dBm)					
				638002	640446	642890	645332	MPR	Max Power	638002	640446	642890	645332	MPR	Max Power
				3570.03 MHz	3606.69 MHz	3643.35 MHz	3679.98 MHz			3570.03 MHz	3606.69 MHz	3643.35 MHz	3679.98 MHz		
40	π/2 BPSK	1	1			24.0		0	25			21.9		0	22.8
		1	104			24.0		0	25			21.9		0	22.8
		50	28			23.9		0	25			21.8		0	22.8
	QPSK	1	1			24.1		0	25			21.7		0	22.8
		1	104			24.1		0	25			22.0		0	22.8
		50	28			23.9		0	25			21.8		0	22.8
30	π/2 BPSK	1	1	637668	640334	643000	645666	MPR	Max Power	637668	640334	643000	645666	MPR	Max Power
				3565.02 MHz	3605.01 MHz	3645 MHz	3684.99 MHz			3565.02 MHz	3605.01 MHz	3645 MHz	3684.99 MHz		
		1	76	24.1	24.0	24.1	24.1	0	25	21.8	21.7	21.8	21.9	0	22.8
20	π/2 BPSK	1	1	637336	640224	643112	645998	MPR	Max Power	637336	640224	643112	645998	MPR	Max Power
				3560.04 MHz	3603.36 MHz	3646.68 MHz	3689.97 MHz			3560.04 MHz	3603.36 MHz	3646.68 MHz	3689.97 MHz		
		1	49	24.2	23.9	23.9	24.0	0	25	21.9	21.8	21.8	21.8	0	22.8
15	π/2 BPSK	1	1	637168	640168	643168	646166	MPR	Max Power	637168	640168	643168	646166	MPR	Max Power
				3557.52 MHz	3602.52 MHz	3647.52 MHz	3692.49 MHz			3557.52 MHz	3602.52 MHz	3647.52 MHz	3692.49 MHz		
		1	36	24.0	23.9	24.0	24.0	0	25	21.8	21.6	21.8	21.8	0	22.8
10	π/2 BPSK	1	1	637002	640112	643224	646332	MPR	Max Power	637002	640112	643224	646332	MPR	Max Power
				3555.03 MHz	3601.68 MHz	3648.36 MHz	3694.98 MHz			3555.03 MHz	3601.68 MHz	3648.36 MHz	3694.98 MHz		
		1	22	23.9	23.8	23.7	23.8	0	25	21.7	21.5	21.6	21.6	0	22.8

NR Band 53 Measured Results (ANT1)

BW (MHz)	Modulation	RB Allocation	RB offset	Mode A Power (dBm)					Mode B Power (dBm)				
				497700	497860	498000	MPR	Max Power	497700	497860	498000	MPR	Max Power
				2488.5 MHz	2489.3 MHz	2490 MHz			2488.5 MHz	2489.3 MHz	2490 MHz		
10	π/2 BPSK	1	1		19.6		0	20.7		18.5		0	19.5
		1	22		19.7		0	20.7		18.5		0	19.5
		12	6		19.7		0	20.7		18.5		0	19.5
	QPSK	1	1		19.7		0	20.7		18.5		0	19.5
		1	22		19.8		0	20.7		18.5		0	19.5
		12	6		19.7		0	20.7		18.5		0	19.5

NR Band 53 Measured Results (ANT2)

BW (MHz)	Modulation	RB Allocation	RB offset	Mode A Power (dBm)					Mode B Power (dBm)				
				497700	497860	498000	MPR	Max Power	497700	497860	498000	MPR	Max Power
				2488.5 MHz	2489.3 MHz	2490 MHz			2488.5 MHz	2489.3 MHz	2490 MHz		
10	π/2 BPSK	1	1		17.7		0	18.5		18.2		0	18.4
		1	22		17.9		0	18.5		18.2		0	18.4
		12	6		17.6		0	18.5		18.2		0	18.4
	QPSK	1	1		17.9		0	18.5		18.2		0	18.4
		1	22		17.9		0	18.5		18.2		0	18.4
		12	6		17.7		0	18.5		18.2		0	18.4

NR Band 66 Measured Results (ANT1)

BW (MHz)	Modulation	RB Allocation	RB offset	Mode A Power (dBm)					Mode B Power (dBm)					
				346000	349000	352000	MPR	Max Power	346000	349000	352000	MPR	Max Power	
				1730 MHz	1745 MHz	1760 MHz			1730 MHz	1745 MHz	1760 MHz			
40	π/2 BPSK	1	1		22.8		0	23.7		19.8		0	20.8	
		1	214		22.7		0	23.7		19.8		0	20.8	
		108	54		22.8		0	23.7		19.9		0	20.8	
	QPSK	1	1		22.7		0	23.7		19.8		0	20.8	
		1	214		22.6		0	23.7		19.8		0	20.8	
		108	54		22.8		0	23.7		19.8		0	20.8	
35	π/2 BPSK	1	1		23.0		0	23.7		20.0		0	20.8	
		1	186		22.8		0	23.7		19.9		0	20.8	
30	π/2 BPSK	1	1		22.7		0	23.7		19.8		0	20.8	
		1	158		22.8		0	23.7		19.9		0	20.8	
25	π/2 BPSK	1	1		23.0		0	23.7		20.0		0	20.8	
		1	131		22.9		0	23.7		20.1		0	20.8	
20	π/2 BPSK	1	1		22.9	22.8	22.8	0	23.7	20.0	19.9	19.9	0	20.8
		1	104		22.9	22.9	22.7	0	23.7	20.0	20.0	19.8	0	20.8
15	π/2 BPSK	1	1		22.9	22.8	22.8	0	23.7	20.0	19.9	19.8	0	20.8
		1	77		22.8	22.9	22.7	0	23.7	19.9	20.0	19.8	0	20.8
10	π/2 BPSK	1	1		22.7	22.6	22.5	0	23.7	19.8	19.7	19.7	0	20.8
		1	50		22.6	22.6	22.5	0	23.7	19.7	19.7	19.6	0	20.8
5	π/2 BPSK	1	1		22.8	22.7	22.5	0	23.7	19.9	19.8	19.6	0	20.8
		1	23		22.7	22.7	22.5	0	23.7	19.8	19.7	19.6	0	20.8

NR Band 66 Measured Results (ANT2)

BW (MHz)	Modulation	RB Allocation	RB offset	Mode A Power (dBm)					Mode B Power (dBm)				
				346000	349000	352000	MPR	Max Power	346000	349000	352000	MPR	Max Power
				1730 MHz	1745 MHz	1760 MHz			1730 MHz	1745 MHz	1760 MHz		
40	π/2 BPSK	1	1		18.1		0	19.1		16.9		0	17.5
		1	214		18.1		0	19.1		16.9		0	17.5
		108	54		18.1		0	19.1		16.9		0	17.5
	QPSK	1	1		18.2		0	19.1		16.8		0	17.5
		1	214		18.1		0	19.1		17.0		0	17.5
		108	54		18.2		0	19.1		17.0		0	17.5
35	π/2 BPSK	1	1		18.2		0	19.1		17.0		0	17.5
		1	186		18.2		0	19.1		17.0		0	17.5
30	π/2 BPSK	1	1		18.0		0	19.1		16.7		0	17.5
		1	158		18.1		0	19.1		16.9		0	17.5
25	π/2 BPSK	1	1		18.3		0	19.1		16.9		0	17.5
		1	131		18.4		0	19.1		16.9		0	17.5
20	π/2 BPSK	1	1		18.3		0	19.1		16.9		0	17.5
		1	104		18.3		0	19.1		16.7		0	17.5
15	π/2 BPSK	1	1		18.3		0	19.1		16.6		0	17.5
		1	77		18.2		0	19.1		16.9		0	17.5
10	π/2 BPSK	1	1		18.1		0	19.1		16.9		0	17.5
		1	50		18.0		0	19.1		16.8		0	17.5
5	π/2 BPSK	1	1		18.1		0	19.1		16.9		0	17.5
		1	23		18.1		0	19.1		16.5		0	17.5

NR Band 66 Measured Results (ANT3)

BW (MHz)	Modulation	RB Allocation	RB offset	Mode A Power (dBm)					Mode B Power (dBm)				
				346000	349000	352000	MPR	Max Power	346000	349000	352000	MPR	Max Power
				1730 MHz	1745 MHz	1760 MHz			1730 MHz	1745 MHz	1760 MHz		
40	π/2 BPSK	1	1		21.2		0	22.2		19.5		0	20.5
		1	214		21.1		0	22.2		19.5		0	20.5
		108	54		21.3		0	22.2		19.7		0	20.5
	QPSK	1	1		21.2		0	22.2		19.7		0	20.5
		1	214		21.1		0	22.2		19.7		0	20.5
		108	54		21.3		0	22.2		19.8		0	20.5
35	π/2 BPSK	1	1		21.4		0	22.2		19.9		0	20.5
		1	186		21.3		0	22.2		19.8		0	20.5
30	π/2 BPSK	1	1		21.3		0	22.2		19.6		0	20.5
		1	158		21.1		0	22.2		19.7		0	20.5
25	π/2 BPSK	1	1		21.4		0	22.2		19.8		0	20.5
		1	131		21.4		0	22.2		20.1		0	20.5
20	π/2 BPSK	1	1	21.4	21.3	21.3	0	22.2	19.6	19.7	19.7	0	20.5
		1	104	21.3	21.1	21.1	0	22.2	19.6	19.8	19.7	0	20.5
15	π/2 BPSK	1	1	21.4	21.3	21.2	0	22.2	19.8	19.9	19.7	0	20.5
		1	77	21.4	21.5	21.1	0	22.2	19.6	20.2	19.5	0	20.5
10	π/2 BPSK	1	1	21.0	21.1	20.9	0	22.2	19.5	19.5	19.5	0	20.5
		1	50	21.1	21.1	20.9	0	22.2	19.5	19.6	19.2	0	20.5
5	π/2 BPSK	1	1	21.3	21.1	21.0	0	22.2	19.5	19.5	19.8	0	20.5
		1	23	21.2	21.1	20.7	0	22.2	19.6	19.6	19.6	0	20.5

NR Band 66 Measured Results (ANT4)

BW (MHz)	Modulation	RB Allocation	RB offset	Mode A Power (dBm)					Mode B Power (dBm)				
				346000	349000	352000	MPR	Max Power	346000	349000	352000	MPR	Max Power
				1730 MHz	1745 MHz	1760 MHz			1730 MHz	1745 MHz	1760 MHz		
40	π/2 BPSK	1	1		20.2		0	21.1		20.9		0	22
		1	214		20.2		0	21.1		20.9		0	22
		108	54		20.2		0	21.1		20.8		0	22
	QPSK	1	1		20.3		0	21.1		20.9		0	22
		1	214		20.3		0	21.1		21.0		0	22
		108	54		20.2		0	21.1		20.8		0	22
35	π/2 BPSK	1	1		20.6		0	21.1		21.2		0	22
		1	186		20.6		0	21.1		21.0		0	22
30	π/2 BPSK	1	1		20.6		0	21.1		21.0		0	22
		1	158		20.2		0	21.1		20.7		0	22
25	π/2 BPSK	1	1		20.9		0	21.1		21.2		0	22
		1	131		20.6		0	21.1		21.1		0	22
20	π/2 BPSK	1	1	20.5	20.4	20.4	0	21.1	21.1	21.1	20.9	0	22
		1	104	20.3	20.7	20.4	0	21.1	21.0	21.0	20.9	0	22
15	π/2 BPSK	1	1	20.4	20.4	20.4	0	21.1	21.0	21.0	21.1	0	22
		1	77	20.4	20.3	20.4	0	21.1	21.1	20.9	20.6	0	22
10	π/2 BPSK	1	1	20.4	20.3	20.3	0	21.1	20.9	20.9	20.9	0	22
		1	50	20.3	20.2	20.3	0	21.1	20.8	20.8	20.9	0	22
5	π/2 BPSK	1	1	20.4	20.3	20.3	0	21.1	21.0	20.9	20.9	0	22
		1	23	20.8	20.3	20.3	0	21.1	21.0	20.9	20.8	0	22

NR Band 70 Measured Results (ANT1)

BW (MHz)	Modulation	RB Allocation	RB offset	Mode A Power (dBm)					Mode B Power (dBm)				
				340500	340500	340500	MPR	Max Power	340500	340500	340500	MPR	Max Power
				1702.5 MHz	1702.5 MHz	1702.5 MHz			1702.5 MHz	1702.5 MHz	1702.5 MHz		
15	π/2 BPSK	1	1		22.7		0	23.7		19.9		0	20.8
		1	77		22.7		0	23.7		19.8		0	20.8
		36	22		22.8		0	23.7		20.0		0	20.8
	QPSK	1	1		23.0		0	23.7		19.9		0	20.8
		1	77		22.6		0	23.7		19.9		0	20.8
		36	22		22.8		0	23.7		20.0		0	20.8
10	π/2 BPSK	1	1		22.6		0	23.7		20.1		0	20.8
		1	50		22.9		0	23.7		19.6		0	20.8
5	π/2 BPSK	1	1		22.5		0	23.7		19.6		0	20.8
		1	23		22.6		0	23.7		19.7		0	20.8

NR Band 70 Measured Results (ANT2)

BW (MHz)	Modulation	RB Allocation	RB offset	Mode A Power (dBm)					Mode B Power (dBm)				
				340500	340500	340500	MPR	Max Power	340500	340500	340500	MPR	Max Power
				1702.5 MHz	1702.5 MHz	1702.5 MHz			1702.5 MHz	1702.5 MHz	1702.5 MHz		
15	π/2 BPSK	1	1		18.4		0	19.1		16.9		0	17.5
		1	77		18.5		0	19.1		17.0		0	17.5
		36	22		18.5		0	19.1		17.0		0	17.5
	QPSK	1	1		18.7		0	19.1		17.1		0	17.5
		1	77		18.5		0	19.1		16.8		0	17.5
		36	22		18.7		0	19.1		17.0		0	17.5
10	π/2 BPSK	1	1		18.7		0	19.1		17.0		0	17.5
		1	50		18.5		0	19.1		16.9		0	17.5
5	π/2 BPSK	1	1		18.4		0	19.1		16.9		0	17.5
		1	23		18.4		0	19.1		16.7		0	17.5

NR Band 70 Measured Results (ANT3)

BW (MHz)	Modulation	RB Allocation	RB offset	Mode A Power (dBm)					Mode B Power (dBm)					
				340500	340500	340500	MPR	Max Power	340500	340500	340500	MPR	Max Power	
				1702.5 MHz	1702.5 MHz	1702.5 MHz			1702.5 MHz	1702.5 MHz	1702.5 MHz			
15	π/2 BPSK	1	1		21.2		0	22.2		19.8		0	20.5	
		1	77		21.1		0	22.2		19.7		0	20.5	
		36	22		21.5		0	22.2		19.8		0	20.5	
	QPSK	1	1		21.6		0	22.2		19.7		0	20.5	
		1	77		21.4		0	22.2		19.8		0	20.5	
		36	22		21.5		0	22.2		19.8		0	20.5	
BW (MHz)	Modulation	RB Allocation	RB offset	Mode A Power (dBm)					Mode B Power (dBm)					
				340000	340500	341000	MPR	Max Power	340000	340500	341000	MPR	Max Power	
				1700 MHz	1702.5 MHz	1705 MHz			1700 MHz	1702.5 MHz	1705 MHz			
10	π/2 BPSK	1	1		21.5		0	22.2		19.7		0	20.5	
		1	50		20.9		0	22.2		19.9		0	20.5	
BW (MHz)	Modulation	RB Allocation	RB offset	Mode A Power (dBm)					Mode B Power (dBm)					
				339500	340500	341500	MPR	Max Power	339500	340500	341500	MPR	Max Power	
				1697.5 MHz	1702.5 MHz	1707.5 MHz			1697.5 MHz	1702.5 MHz	1707.5 MHz			
5	π/2 BPSK	1	1		21.4		21.9	0	22.2	20.0	19.7	19.5	0	20.5
		1	23		21.3		21.2	0	22.2	19.6	19.6	19.5	0	20.5

NR Band 70 Measured Results (ANT4)

BW (MHz)	Modulation	RB Allocation	RB offset	Mode A Power (dBm)					Mode B Power (dBm)					
				340500	340500	340500	MPR	Max Power	340500	340500	340500	MPR	Max Power	
				1702.5 MHz	1702.5 MHz	1702.5 MHz			1702.5 MHz	1702.5 MHz	1702.5 MHz			
15	π/2 BPSK	1	1		20.4		0	21.1		21.1		0	22	
		1	77		20.3		0	21.1		21.0		0	22	
		36	22		20.5		0	21.1		21.0		0	22	
	QPSK	1	1		20.4		0	21.1		21.1		0	22	
		1	77		20.6		0	21.1		20.9		0	22	
		36	22		20.4		0	21.1		21.0		0	22	
BW (MHz)	Modulation	RB Allocation	RB offset	Mode A Power (dBm)					Mode B Power (dBm)					
				340000	340500	341000	MPR	Max Power	340000	340500	341000	MPR	Max Power	
				1700 MHz	1702.5 MHz	1705 MHz			1700 MHz	1702.5 MHz	1705 MHz			
10	π/2 BPSK	1	1		20.6		0	21.1		21.0		0	22	
		1	50		20.0		0	21.1		21.0		0	22	
BW (MHz)	Modulation	RB Allocation	RB offset	Mode A Power (dBm)					Mode B Power (dBm)					
				339500	340500	341500	MPR	Max Power	339500	340500	341500	MPR	Max Power	
				1697.5 MHz	1702.5 MHz	1707.5 MHz			1697.5 MHz	1702.5 MHz	1707.5 MHz			
5	π/2 BPSK	1	1		20.7		20.3	0	21.1	21.2	21.2	21.2	0	22
		1	23		20.7		20.4	0	21.1	21.3	21.2	21.2	0	22

NR Band 71 Measured Results (ANT1)

BW (MHz)	Modulation	RB Allocation	RB offset	Mode A Power (dBm)					Mode B Power (dBm)				
				134600	136100	137600	MPR	Max Power	134600	136100	137600	MPR	Max Power
				673 MHz	680.5 MHz	688 MHz			673 MHz	680.5 MHz	688 MHz		
20	π/2 BPSK	1	1		24.7		0	25.7		24.1		0	25.2
		1	104		24.4		0	25.7		23.9		0	25.2
		50	28		24.5		0	25.7		24.0		0	25.2
	QPSK	1	1		24.7		0	25.7		24.2		0	25.2
		1	104		24.5		0	25.7		23.9		0	25.2
		50	28		24.5		0	25.7		24.1		0	25.2
BW (MHz)	Modulation	RB Allocation	RB offset	Mode A Power (dBm)					Mode B Power (dBm)				
				134100	136100	138100	MPR	Max Power	134100	136100	138100	MPR	Max Power
				670.5 MHz	680.5 MHz	690.5 MHz			670.5 MHz	680.5 MHz	690.5 MHz		
15	π/2 BPSK	1	1		24.6		0	25.7		24.2		0	25.2
		1	77		24.4		0	25.7		24.1		0	25.2
BW (MHz)	Modulation	RB Allocation	RB offset	Mode A Power (dBm)					Mode B Power (dBm)				
				133600	136100	138600	MPR	Max Power	133600	136100	138600	MPR	Max Power
				668 MHz	680.5 MHz	693 MHz			668 MHz	680.5 MHz	693 MHz		
10	π/2 BPSK	1	1	24.6	24.6	24.4	0	25.7	24.0	23.9	23.9	0	25.2
		1	50	24.5	24.5	24.3	0	25.7	23.9	23.9	23.7	0	25.2
BW (MHz)	Modulation	RB Allocation	RB offset	Mode A Power (dBm)					Mode B Power (dBm)				
				133100	136100	139100	MPR	Max Power	133100	136100	139100	MPR	Max Power
				665.5 MHz	680.5 MHz	695.5 MHz			665.5 MHz	680.5 MHz	695.5 MHz		
5	π/2 BPSK	1	1	24.6	24.4		0	25.7	24.0	24.0	23.9	0	25.2
		1	23	24.5	24.3	24.2	0	25.7	24.0	23.9	23.8	0	25.2

NR Band 71 Measured Results (ANT2)

BW (MHz)	Modulation	RB Allocation	RB offset	Mode A Power (dBm)					Mode B Power (dBm)				
				134600	136100	137600	MPR	Max Power	134600	136100	137600	MPR	Max Power
				673 MHz	680.5 MHz	688 MHz			673 MHz	680.5 MHz	688 MHz		
20	π/2 BPSK	1	1		23.6		0	24.5		24.4		0	25.2
		1	104		23.5		0	24.5		24.2		0	25.2
		50	28		23.6		0	24.5		24.3		0	25.2
	QPSK	1	1		23.7		0	24.5		24.4		0	25.2
		1	104		23.3		0	24.5		24.2		0	25.2
		50	28		23.6		0	24.5		24.3		0	25.2
BW (MHz)	Modulation	RB Allocation	RB offset	Mode A Power (dBm)					Mode B Power (dBm)				
				134100	136100	138100	MPR	Max Power	134100	136100	138100	MPR	Max Power
				670.5 MHz	680.5 MHz	690.5 MHz			670.5 MHz	680.5 MHz	690.5 MHz		
15	π/2 BPSK	1	1		23.7		0	24.5		24.5		0	25.2
		1	77		23.6		0	24.5		24.2		0	25.2
BW (MHz)	Modulation	RB Allocation	RB offset	Mode A Power (dBm)					Mode B Power (dBm)				
				133600	136100	138600	MPR	Max Power	133600	136100	138600	MPR	Max Power
				668 MHz	680.5 MHz	693 MHz			668 MHz	680.5 MHz	693 MHz		
10	π/2 BPSK	1	1	23.6	23.5	23.4	0	24.5	24.4	24.2	24.0	0	25.2
		1	50	23.5	23.5	23.2	0	24.5	24.3	24.2	23.9	0	25.2
BW (MHz)	Modulation	RB Allocation	RB offset	Mode A Power (dBm)					Mode B Power (dBm)				
				133100	136100	139100	MPR	Max Power	133100	136100	139100	MPR	Max Power
				665.5 MHz	680.5 MHz	695.5 MHz			665.5 MHz	680.5 MHz	695.5 MHz		
5	π/2 BPSK	1	1	23.5	23.4	23.1	0	24.5	24.4	24.2	24.1	0	25.2
		1	23	23.6	23.5	23.0	0	24.5	24.4	24.1	23.8	0	25.2

NR Band 77 (Block A) Measured Results (ANT7)

BW (MHz)	Modulation	RB Allocation	RB offset	Mode A Power (dBm)					Mode B Power (dBm)				
				633334	633334	633332	MPR	Max Power	633334	633334	633332	MPR	Max Power
				3500.01 MHz	3500.01 MHz	3499.98 MHz			3500.01 MHz	3500.01 MHz	3499.98 MHz		
100	π/2 BPSK	1	1		18.4		0	18.9		16.9		0	17
		1	271		18.3		0	18.9		16.7		0	17
		135	69		18.2		0	18.9		16.7		0	17
	QPSK	1	1		18.2		0	18.9		16.9		0	17
		1	271		18.2		0	18.9		16.8		0	17
		135	69		18.1		0	18.9		16.7		0	17
90	π/2 BPSK	1	1		18.3		0	18.9		16.8		0	17
		1	243		18.0		0	18.9		16.6		0	17
80	π/2 BPSK	1	1		18.1		0	18.9		17.0		0	17
		1	215		18.0		0	18.9		16.6		0	17
70	π/2 BPSK	1	1		18.4		0	18.9		16.9		0	17
		1	187		18.1		0	18.9		16.6		0	17
60	π/2 BPSK	1	1		18.4		0	18.9		16.8		0	17
		1	160		18.2		0	18.9		16.7		0	17
50	π/2 BPSK	1	1		18.4		0	18.9		16.9		0	17
		1	131		18.2		0	18.9		16.6		0	17
40	π/2 BPSK	1	1		18.6		0	18.9		17.0		0	17
		1	104		18.6		0	18.9		17.0		0	17
30	π/2 BPSK	1	1		18.6		0	18.9	17.0	17.0	17.0	0	17
		1	76		18.5		0	18.9	17.0	17.0	17.0	0	17
20	π/2 BPSK	1	1		18.5		0	18.9	17.0	17.0	17.0	0	17
		1	49		18.5		0	18.9	17.0	17.0	17.0	0	17
15	π/2 BPSK	1	1		18.5		0	18.9	17.0	17.0	17.0	0	17
		1	36		18.6		0	18.9	17.0	17.0	17.0	0	17
10	π/2 BPSK	1	1		18.3		0	18.9	16.7	16.7	16.7	0	17
		1	22		18.4		0	18.9	16.7	16.7	16.7	0	17

NR Band 77 (Block C) Measured Results (ANT7)

BW (MHz)	Modulation	RB Allocation	RB offset	Mode A Power (dBm)							Mode B Power (dBm)										
				650002 3750.03 MHz	652402 3786.03 MHz	654802 3822.03 MHz	657202 3858.03 MHz	659600 3894 MHz	661998 3929.97 MHz	MFR	Max Power	650002 3750.03 MHz	652402 3786.03 MHz	654802 3822.03 MHz	657202 3858.03 MHz	659600 3894 MHz	661998 3929.97 MHz	MFR	Max Power		
100	π/2 BPSK	1	1				18.1				0	18.9				16.6				0	17
			1				18.3				0	18.9				16.6				0	17
			271				18.2				0	18.9				16.6				0	17
	QPSK	1	1				18.2				0	18.9				16.6				0	17
			1				18.2				0	18.9				16.7				0	17
			271				18.2				0	18.9				16.7				0	17
135	69				18.2				0	18.9				16.7				0	17		
90	π/2 BPSK	1	1				18.2				0	18.9				16.6				0	17
			1				18.2				0	18.9				16.8				0	17
			243				18.2				0	18.9				16.8				0	17
	π/2 BPSK	1	1				18.1				0	18.9				16.5				0	17
			1				18.2				0	18.9				16.7				0	17
			215				18.2				0	18.9				16.7				0	17
80	π/2 BPSK	1	1				18.1				0	18.9				16.5				0	17
			1				18.2				0	18.9				16.7				0	17
			215				18.2				0	18.9				16.7				0	17
	π/2 BPSK	1	1				18.3				0	18.9				16.7				0	17
			1				18.2				0	18.9				16.6				0	17
			187				18.2				0	18.9				16.6				0	17
70	π/2 BPSK	1	1				18.3				0	18.9				16.7				0	17
			1				18.2				0	18.9				16.6				0	17
			187				18.2				0	18.9				16.6				0	17
	π/2 BPSK	1	1				18.2				0	18.9				16.7				0	17
			1				18.4				0	18.9				16.8				0	17
			160				18.4				0	18.9				16.8				0	17
60	π/2 BPSK	1	1				18.2				0	18.9				16.7				0	17
			1				18.4				0	18.9				16.8				0	17
			160				18.4				0	18.9				16.8				0	17
	π/2 BPSK	1	1				18.2				0	18.9				16.8				0	17
			1				18.4				0	18.9				16.8				0	17
			160				18.4				0	18.9				16.8				0	17
50	π/2 BPSK	1	1				18.2				0	18.9				16.8				0	17
			1				18.3				0	18.9				16.8				0	17
			131				18.3				0	18.9				16.8				0	17
	π/2 BPSK	1	1				18.2				0	18.9				16.8				0	17
			1				18.3				0	18.9				16.8				0	17
			131				18.3				0	18.9				16.8				0	17
40	π/2 BPSK	1	1				18.6				0	18.9				17.0				0	17
			1				18.6				0	18.9				17.0				0	17
			104				18.5				0	18.9				17.0				0	17
	π/2 BPSK	1	1				18.5				0	18.9				17.0				0	17
			1				18.5				0	18.9				17.0				0	17
			104				18.5				0	18.9				17.0				0	17
30	π/2 BPSK	1	1				18.6				0	18.9				17.0				0	17
			1				18.6				0	18.9				17.0				0	17
			76				18.5				0	18.9				17.0				0	17
	π/2 BPSK	1	1				18.6				0	18.9				17.0				0	17
			1				18.6				0	18.9				17.0				0	17
			76				18.5				0	18.9				17.0				0	17
20	π/2 BPSK	1	1				18.4				0	18.9				17.0				0	17
			1				18.4				0	18.9				17.0				0	17
			49				18.5				0	18.9				16.9				0	17
	π/2 BPSK	1	1				18.4				0	18.9				17.0				0	17
			1				18.4				0	18.9				17.0				0	17
			49				18.5				0	18.9				16.9				0	17
15	π/2 BPSK	1	1				18.3				0	18.9				17.0				0	17
			1				18.3				0	18.9				17.0				0	17
			36				18.5				0	18.9				16.8				0	17
	π/2 BPSK	1	1				18.5				0	18.9				16.8				0	17
			1				18.5				0	18.9				16.8				0	17
			36				18.5				0	18.9				16.8				0	17
10	π/2 BPSK	1	1				18.2				0	18.9				16.7				0	17
			1				18.2				0	18.9				16.7				0	17
			22				18.3				0	18.9				16.8				0	17
	π/2 BPSK	1	1				18.2				0	18.9				16.7				0	17
			1				18.2				0	18.9				16.7				0	17
			22				18.3				0	18.9				16.8				0	17

NR Band 77 (Block A) Measured Results (ANT8)

BW (MHz)	Modulation	RB Allocation	RB offset	Mode A Power (dBm)					Mode B Power (dBm)					
				633334	633334	633332	MPR	Max Power	633334	633334	633332	MPR	Max Power	
				3500.01 MHz	3500.01 MHz	3499.98 MHz			3500.01 MHz	3500.01 MHz	3499.98 MHz			
100	π/2 BPSK	1	1		19.1		0	20		17.5		0	18.2	
		1	271		19.1		0	20		17.3		0	18.2	
		135	69		19.0		0	20		17.3		0	18.2	
	QPSK	1	1		19.0		0	20		17.5		0	18.2	
		1	271		19.3		0	20		17.5		0	18.2	
		135	69		19.1		0	20		17.4		0	18.2	
90	π/2 BPSK	1	1		19.4		0	20		17.7		0	18.2	
		1	243		19.2		0	20		17.5		0	18.2	
		80	π/2 BPSK	1	1		19.4		0	20		17.7		0
1	215				19.1		0	20		17.5		0	18.2	
70	π/2 BPSK			1	1		19.4		0	20		17.8		0
		1	187		19.2		0	20		17.5		0	18.2	
		60	π/2 BPSK	1	1		19.5		0	20		17.7		0
1	160				19.2		0	20		17.5		0	18.2	
50	π/2 BPSK			1	1		19.5		0	20		17.7		0
		1	131		19.2		0	20		17.5		0	18.2	
		40	π/2 BPSK	1	1		19.7		0	20		18.0		0
1	104				19.6		0	20		17.9		0	18.2	
30	π/2 BPSK			1	1		19.6	19.5	19.5	0	20	17.9	17.9	17.6
		1	76		19.6	19.4	19.3	0	20	17.8	17.7	17.7	0	18.2
		20	π/2 BPSK	1	1		19.6	19.5	19.3	0	20	17.9	17.8	17.6
1	49				19.5	19.5	19.3	0	20	17.8	17.8	17.6	0	18.2
15	π/2 BPSK			1	1		19.6	19.5	19.3	0	20	17.9	17.8	17.7
		1	36		19.6	19.4	19.4	0	20	17.9	17.8	17.6	0	18.2
		10	π/2 BPSK	1	1		19.3	19.2	19.1	0	20	17.6	17.6	17.4
1	22				19.4	19.3	19.1	0	20	17.6	17.6	17.4	0	18.2

NR Band 77 (Block C) Measured Results (ANT8)

BW (MHz)	Modulation	RB Allocation	RB offset	Mode A Power (dBm)						MFR	Max Power	Mode B Power (dBm)						MFR	Max Power								
				650002 3750.03 MHz	652402 3786.03 MHz	654802 3822.03 MHz	657202 3858.03 MHz	659600 3894 MHz	661998 3929.97 MHz			650002 3750.03 MHz	652402 3786.03 MHz	654802 3822.03 MHz	657202 3858.03 MHz	659600 3894 MHz	661998 3929.97 MHz										
100	π/2 BPSK	1	1				19.1										17.4						0	18.2			
							19.0													17.3					0	18.2	
							18.9														17.2					0	18.2
	QPSK	1	1				19.1												17.4					0	18.2		
							19.1													17.5					0	18.2	
							19.0														17.2					0	18.2
90	π/2 BPSK	1	1				19.2											17.5					0	18.2			
							19.0													17.3					0	18.2	
				80	π/2 BPSK	1	1				19.1											17.4					0
			18.9																		17.3					0	18.2
70	π/2 BPSK	1	1								19.1											17.4					0
							18.9														17.3					0	18.2
				60	π/2 BPSK	1	1				19.1											17.4					0
			19.1																		17.3					0	18.2
50	π/2 BPSK	1	1								19.2											17.4					0
							19.1														17.4					0	18.2
				40	π/2 BPSK	1	1				19.5											18.0					0
			19.3																	17.8					0	18.2	
			19.3																		17.6					0	18.2
30	π/2 BPSK	1	1				19.3											17.6					0	18.2			
							19.3														17.6					0	18.2
							19.3															17.6					0
20	π/2 BPSK	1	1				19.3											17.6					0	18.2			
							19.2														17.6					0	18.2
							19.2															17.6					0
15	π/2 BPSK	1	1				19.3											17.6					0	18.2			
							19.3														17.5					0	18.2
							19.3															17.5					0
10	π/2 BPSK	1	1				19.1											17.4					0	18.2			
							19.1														17.4					0	18.2
							19.1															17.4					0

NR Band 77 (Block A) Measured Results (ANT9)

BW (MHz)	Modulation	RB Allocation	RB offset	Mode A Power (dBm)					Mode B Power (dBm)				
				633334	633334	633332	MPR	Max Power	633334	633334	633332	MPR	Max Power
				3500.01 MHz	3500.01 MHz	3499.98 MHz			3500.01 MHz	3500.01 MHz	3499.98 MHz		
100	π/2 BPSK	1	1		21.1		0	21.2		19.3		0	19.5
		1	271		20.9		0	21.2		19.2		0	19.5
		135	69		20.9		0	21.2		19.1		0	19.5
	QPSK	1	1		21.0		0	21.2		19.4		0	19.5
		1	271		20.9		0	21.2		19.2		0	19.5
		135	69		20.8		0	21.2		19.1		0	19.5
90	π/2 BPSK	1	1		21.1		0	21.2		19.3		0	19.5
		1	243		20.9		0	21.2		19.2		0	19.5
		80	π/2 BPSK	1	1		21.1		0	21.2		19.3	
1	215				20.9		0	21.2		19.1		0	19.5
70	π/2 BPSK			1	1		21.1		0	21.2		19.4	
		1	187		20.8		0	21.2		19.1		0	19.5
		60	π/2 BPSK	1	1		21.1		0	21.2		19.4	
1	160				21.0		0	21.2		19.2		0	19.5
50	π/2 BPSK			1	1		21.1		0	21.2		19.4	
		1	131		20.9		0	21.2		19.2		0	19.5
		40	π/2 BPSK	1	1		21.2		0	21.2		19.5	
1	104				21.1		0	21.2		19.5		0	19.5
30	π/2 BPSK			1	1	21.2	21.2	21.1	0	21.2	19.5	19.5	19.4
		1	76	21.2	21.1	21.0	0	21.2	19.4	19.3	19.3	0	19.5
		20	π/2 BPSK	1	1	21.2	21.1	21.1	0	21.2	19.5	19.4	19.4
1	49			21.1	21.1	21.0	0	21.2	19.5	19.4	19.3	0	19.5
15	π/2 BPSK			1	1	21.2	21.1	21.0	0	21.2	19.5	19.4	19.3
		1	36	21.2	21.0	20.9	0	21.2	19.4	19.4	19.3	0	19.5
		10	π/2 BPSK	1	1	21.0	20.9	20.8	0	21.2	19.3	19.2	19.0
1	22			21.0	20.9	20.8	0	21.2	19.3	19.2	19.1	0	19.5

NR Band 77 (Block C) Measured Results (ANT9)

BW (MHz)	Modulation	RB Allocation	RB offset	Mode A Power (dBm)						MFR	Max Power	Mode B Power (dBm)						MFR	Max Power
				650002 3750.03 MHz	652402 3786.03 MHz	654802 3822.03 MHz	657202 3858.03 MHz	659600 3894 MHz	661998 3929.97 MHz			650002 3750.03 MHz	652402 3786.03 MHz	654802 3822.03 MHz	657202 3858.03 MHz	659600 3894 MHz	661998 3929.97 MHz		
100	π/2 BPSK	1	1				20.9			0	21.2				19.1			0	19.5
							21.0			0	21.2				19.4			0	19.5
							20.9			0	21.2				19.2			0	19.5
	QPSK	1	1				20.8			0	21.2				19.2			0	19.5
							21.1			0	21.2				19.4			0	19.5
							20.9			0	21.2				19.2			0	19.5
90	π/2 BPSK	1	1				20.9			0	21.2				19.2			0	19.5
							21.0			0	21.2				19.4			0	19.5
80	π/2 BPSK	1	1				20.9			0	21.2				19.1			0	19.5
							21.0			0	21.2				19.3			0	19.5
70	π/2 BPSK	1	1				20.9			0	21.2				19.3			0	19.5
							20.9			0	21.2				19.2			0	19.5
60	π/2 BPSK	1	1				20.9			0	21.2				19.1			0	19.5
							21.0			0	21.2				19.2			0	19.5
50	π/2 BPSK	1	1				20.8			0	21.2				19.2			0	19.5
							20.9			0	21.2				19.3			0	19.5
40	π/2 BPSK	1	1				21.2			0	21.2				19.5			0	19.5
							21.1			0	21.2				19.4			0	19.5
							21.2			0	21.2				19.5			0	19.5
30	π/2 BPSK	1	1				21.2			0	21.2				19.5			0	19.5
							20.9			0	21.2				19.2			0	19.5
							21.2			0	21.2				19.5			0	19.5
20	π/2 BPSK	1	1				21.2			0	21.2				19.5			0	19.5
							21.0			0	21.2				19.3			0	19.5
							21.1			0	21.2				19.4			0	19.5
15	π/2 BPSK	1	1				21.2			0	21.2				19.5			0	19.5
							21.0			0	21.2				19.3			0	19.5
							21.2			0	21.2				19.5			0	19.5
10	π/2 BPSK	1	1				21.2			0	21.2				19.5			0	19.5
							20.7			0	21.2				19.3			0	19.5
							21.2			0	21.2				19.4			0	19.5

NR Band 77 (Block A) Measured Results (ANT4)

BW (MHz)	Modulation	RB Allocation	RB offset	Mode A Power (dBm)					Mode B Power (dBm)				
				633334	633334	633332	MPR	Max Power	633334	633334	633332	MPR	Max Power
				3500.01 MHz	3500.01 MHz	3499.98 MHz			3500.01 MHz	3500.01 MHz	3499.98 MHz		
100	π/2 BPSK	1	1		21.6		0	21.9		20.7		0	21.1
		1	271		21.5		0	21.9		20.4		0	21.1
		135	69		21.4		0	21.9		20.5		0	21.1
	QPSK	1	1		21.5		0	21.9		20.7		0	21.1
		1	271		21.4		0	21.9		20.5		0	21.1
		135	69		21.4		0	21.9		20.4		0	21.1
90	π/2 BPSK	1	1		21.8		0	21.9		20.6		0	21.1
		1	243		21.8		0	21.9		20.6		0	21.1
		80	π/2 BPSK	1	1		21.7		0	21.9		20.6	
1	215				21.6		0	21.9		20.6		0	21.1
70	π/2 BPSK			1	1		21.8		0	21.9		20.8	
		1	187		21.6		0	21.9		20.5		0	21.1
		60	π/2 BPSK	1	1		21.8		0	21.9		20.7	
1	160				21.7		0	21.9		20.7		0	21.1
50	π/2 BPSK			1	1		21.7		0	21.9		20.7	
		1	131		21.6		0	21.9		20.6		0	21.1
		40	π/2 BPSK	1	1		21.9		0	21.9		20.9	
1	104				21.9		0	21.9		20.9		0	21.1
30	π/2 BPSK			1	1	21.9	21.9	21.9	0	21.9	20.9	20.9	20.7
		1	76	21.9	21.9	21.9	0	21.9	20.8	20.9	20.7	0	21.1
		20	π/2 BPSK	1	1	21.9	21.9	21.9	0	21.9	20.7	20.9	20.8
1	49			21.9	21.9	21.9	0	21.9	20.9	20.8	20.7	0	21.1
15	π/2 BPSK			1	1	21.7	21.7	21.7	0	21.9	20.8	20.9	20.8
		1	36	21.9	21.9	21.9	0	21.9	20.9	20.9	20.7	0	21.1
		10	π/2 BPSK	1	1	21.7	21.7	21.7	0	21.9	20.7	20.7	20.5
1	22			21.7	21.7	21.7	0	21.9	20.6	20.7	20.5	0	21.1

NR Band 77 (Block C) Measured Results (ANT4)

BW (MHz)	Modulation	RB Allocation	RB offset	Mode A Power (dBm)							Mode B Power (dBm)										
				650002 3750.03 MHz	652402 3786.03 MHz	654802 3822.03 MHz	657202 3858.03 MHz	659600 3894 MHz	661998 3929.97 MHz	MFR	Max Power	650002 3750.03 MHz	652402 3786.03 MHz	654802 3822.03 MHz	657202 3858.03 MHz	659600 3894 MHz	661998 3929.97 MHz	MFR	Max Power		
100	π/2 BPSK	1	1				21.2				0	21.9				20.1				0	21.1
			1				21.2				0	21.9				20.1				0	21.1
			135				21.1				0	21.9				20.1				0	21.1
	QPSK	1	1				21.2				0	21.9				20.2				0	21.1
			1				21.0				0	21.9				20.1				0	21.1
			135				21.1				0	21.9				20.1				0	21.1
90	π/2 BPSK	1	1				21.1				0	21.9				20.3				0	21.1
			1				21.0				0	21.9				20.5				0	21.1
			80	π/2 BPSK	1	1				21.1				0	21.9				20.4		
1							21.0				0	21.9				20.3				0	21.1
70	π/2 BPSK	1				1				21.1				0	21.9				20.5		
			1				21.1				0	21.9				20.3				0	21.1
			60	π/2 BPSK	1	1				21.2				0	21.9				20.5		
1							21.1				0	21.9				20.5				0	21.1
50	π/2 BPSK	1				1				21.1				0	21.9				20.4		
			1				21.1				0	21.9				20.5				0	21.1
			40	π/2 BPSK	1	1				21.9				0	21.9				20.8		
1							21.8				0	21.9				20.7				0	21.1
104							21.5				0	21.9				20.8				0	21.1
30	π/2 BPSK	1	1				21.4				0	21.9				20.7				0	21.1
			1				21.4				0	21.9				20.6				0	21.1
			76				21.4				0	21.9				20.7				0	21.1
20	π/2 BPSK	1	1				21.3				0	21.9				20.7				0	21.1
			1				21.3				0	21.9				20.7				0	21.1
			49				21.3				0	21.9				20.7				0	21.1
15	π/2 BPSK	1	1				21.3				0	21.9				20.8				0	21.1
			1				21.3				0	21.9				20.8				0	21.1
			36				21.3				0	21.9				20.7				0	21.1
10	π/2 BPSK	1	1				21.1				0	21.9				20.7				0	21.1
			1				21.0				0	21.9				20.6				0	21.1
			22				21.0				0	21.9				20.4				0	21.1

Wi-Fi 2.4 GHz(Power States)

For 2.4 GHz band, there are use 6 difference power states:

- Power state 1: 802.15.4ab-NB_{OFF} | P_{mid} | CELL_{OFF}
- Power state 2: 802.15.4ab-NB_{ON} | P_{mid} | CELL_{OFF}
- Power state 3: 802.15.4ab-NB_{OFF} | P_{high} | CELL_{OFF}
- Power state 4: 802.15.4ab-NB_{OFF} | P_{low} | CELL_{ON}
- Power state 5: 802.15.4ab-NB_{ON} | P_{high} | CELL_{OFF}
- Power state 6: 802.15.4ab-NB_{ON} | P_{low} | CELL_{ON}

Antenna	Mode	Channel	Frequency (MHz)	Maximum Output Power (dBm)											
				Power States 1		Power States 2		Power States 3		Power States 4		Power States 5		Power States 6	
				Mode A	Mode B	Mode A	Mode B	Mode A	Mode B	Mode A	Mode B	Mode A	Mode B	Mode A	Mode B
ANT3	802.11b DSSS (SISO)	1	2412	21.25	20.00	21.25	20.00	21.25	20.00	17.25	16.00	20.75	19.50	16.25	15.00
		2	2417	21.25	20.00	21.25	20.00	21.25	20.00	17.25	16.00	20.75	19.50	16.25	15.00
		3	2422	21.25	20.00	21.25	20.00	21.25	20.00	17.25	16.00	20.75	19.50	16.25	15.00
		4	2427	21.25	20.00	21.25	20.00	21.25	20.00	17.25	16.00	20.75	19.50	16.25	15.00
		5	2432	21.25	20.00	21.25	20.00	21.25	20.00	17.25	16.00	20.75	19.50	16.25	15.00
		6	2437	21.25	20.00	21.25	20.00	21.25	20.00	17.25	16.00	20.75	19.50	16.25	15.00
		7	2442	21.25	20.00	21.25	20.00	21.25	20.00	17.25	16.00	20.75	19.50	16.25	15.00
		8	2447	21.25	20.00	21.25	20.00	21.25	20.00	17.25	16.00	20.75	19.50	16.25	15.00
		9	2452	21.25	20.00	21.25	20.00	21.25	20.00	17.25	16.00	20.75	19.50	16.25	15.00
		10	2457	21.25	20.00	21.25	20.00	21.25	20.00	17.25	16.00	20.75	19.50	16.25	15.00
		11	2462	21.25	20.00	21.25	20.00	21.25	20.00	17.25	16.00	20.75	19.50	16.25	15.00
		12	2467	21.25	20.00	21.25	20.00	21.25	20.00	17.25	16.00	20.75	19.50	16.25	15.00
		13	2472	20.50	20.00	20.50	20.00	20.50	20.00	17.25	16.00	20.50	19.50	16.25	15.00
Antenna	Mode	Channel	Frequency (MHz)	Maximum Output Power (dBm)											
				Power States 1		Power States 2		Power States 3		Power States 4		Power States 5		Power States 6	
				Mode A	Mode B	Mode A	Mode B	Mode A	Mode B	Mode A	Mode B	Mode A	Mode B	Mode A	Mode B
ANT4	802.11b DSSS (SISO)	1	2412	20.50	20.25	20.50	20.25	20.50	20.25	16.50	16.25	20.00	19.75	15.50	15.25
		2	2417	20.50	20.25	20.50	20.25	20.50	20.25	16.50	16.25	20.00	19.75	15.50	15.25
		3	2422	20.50	20.25	20.50	20.25	20.50	20.25	16.50	16.25	20.00	19.75	15.50	15.25
		4	2427	20.50	20.25	20.50	20.25	20.50	20.25	16.50	16.25	20.00	19.75	15.50	15.25
		5	2432	20.50	20.25	20.50	20.25	20.50	20.25	16.50	16.25	20.00	19.75	15.50	15.25
		6	2437	20.50	20.25	20.50	20.25	20.50	20.25	16.50	16.25	20.00	19.75	15.50	15.25
		7	2442	20.50	20.25	20.50	20.25	20.50	20.25	16.50	16.25	20.00	19.75	15.50	15.25
		8	2447	20.50	20.25	20.50	20.25	20.50	20.25	16.50	16.25	20.00	19.75	15.50	15.25
		9	2452	20.50	20.25	20.50	20.25	20.50	20.25	16.50	16.25	20.00	19.75	15.50	15.25
		10	2457	20.50	20.25	20.50	20.25	20.50	20.25	16.50	16.25	20.00	19.75	15.50	15.25
		11	2462	20.50	20.25	20.50	20.25	20.50	20.25	16.50	16.25	20.00	19.75	15.50	15.25
		12	2467	20.50	20.25	20.50	20.25	20.50	20.25	16.50	16.25	20.00	19.75	15.50	15.25
		13	2472	20.50	20.25	20.50	20.25	20.50	20.25	16.50	16.25	20.00	19.75	15.50	15.25

Note(s):

Power State 2 and 3 maximum output power same as Power State 1

Wi-Fi 2.4GHz Measured Results

The maximum output power specified for production units are determined for all applicable 802.11 transmission modes in each standalone and aggregated frequency band. Maximum output power is measured for the highest maximum output power configuration(s) in each frequency band according to the default power measurement procedures.

SAR Test reduction was applied from KDB 248227 guidance, Sec. 2.1, b), 1) when the same maximum output power is specified for multiple transmission modes in a frequency band, the largest channel bandwidth, lowest order modulation, lowest data rate and lowest order 802.11g/n/ac/ax mode is used for SAR measurement, on the highest measured output power channel in the initial test configuration, for each frequency band. Additional output power measurements were not deemed necessary.

SAR testing is not required for OFDM mode(s) when the highest reported SAR for DSSS is adjusted by the ratio of OFDM to DSSS specified maximum output power and the adjusted SAR is ≤ 1.2 W/kg.

Power Mode	Antenna	Mode	Power Mode A				Power Mode B			
			Ch #	Freq. (MHz)	Meas Pwr (dBm)	Max Output Pwr (dBm)	Ch #	Freq. (MHz)	Meas Pwr (dBm)	Max Output Pwr (dBm)
Power States 1 & Power States 2 & Power States 3	ANT3	DSSS 802.11b	1	2412	19.25	21.25	1	2412	18.40	20.00
			6	2437	19.25	21.25	6	2437	18.40	20.00
			11	2462	19.40	21.25	11	2462	18.60	20.00
	ANT4	DSSS 802.11b	1	2412	18.50	20.50	1	2412	18.25	20.25
			6	2437	18.50	20.50	6	2437	18.25	20.25
			11	2462	18.50	20.50	11	2462	18.25	20.25
Power States 4	ANT3	DSSS 802.11b	1	2412	15.30	17.25	1	2412	14.55	16.00
			6	2437	15.30	17.25	6	2437	14.60	16.00
			11	2462	15.30	17.25	11	2462	14.58	16.00
			1	2412	14.50	16.50	1	2412	14.25	16.25
			6	2437	14.50	16.50	6	2437	14.25	16.25
			11	2462	14.50	16.50	11	2462	14.25	16.25
	ANT4	DSSS 802.11b	1	2412	14.50	16.50	1	2412	14.25	16.25
			6	2437	14.50	16.50	6	2437	14.25	16.25
			11	2462	14.50	16.50	11	2462	14.25	16.25
			1	2412	15.30	17.25	1	2412	14.55	16.00
			6	2437	15.30	17.25	6	2437	14.60	16.00
			11	2462	15.30	17.25	11	2462	14.58	16.00
Power States 5	ANT3	DSSS 802.11b	1	2412	19.25	20.75	1	2412	18.40	19.50
			6	2437	19.25	20.75	6	2437	18.40	19.50
			11	2462	19.40	20.75	11	2462	18.60	19.50
			1	2412	18.50	20.00	1	2412	18.25	19.75
			6	2437	18.50	20.00	6	2437	18.25	19.75
			11	2462	18.50	20.00	11	2462	18.25	19.75
	ANT4	DSSS 802.11b	1	2412	18.50	20.00	1	2412	18.25	19.75
			6	2437	18.50	20.00	6	2437	18.25	19.75
			11	2462	18.50	20.00	11	2462	18.25	19.75
			1	2412	15.30	17.25	1	2412	14.55	16.00
			6	2437	15.30	17.25	6	2437	14.60	16.00
			11	2462	15.30	17.25	11	2462	14.58	16.00
Power States 6	ANT3	DSSS 802.11b	1	2412	15.30	16.25	1	2412	14.55	15.00
			6	2437	15.30	16.25	6	2437	14.60	15.00
			11	2462	15.30	16.25	11	2462	14.58	15.00
			1	2412	14.50	15.50	1	2412	14.25	15.25
			6	2437	14.50	15.50	6	2437	14.25	15.25
			11	2462	14.50	15.50	11	2462	14.25	15.25
	ANT4	DSSS 802.11b	1	2412	14.50	15.50	1	2412	14.25	15.25
			6	2437	14.50	15.50	6	2437	14.25	15.25
			11	2462	14.50	15.50	11	2462	14.25	15.25
			1	2412	15.30	17.25	1	2412	14.55	16.00
			6	2437	15.30	17.25	6	2437	14.60	16.00
			11	2462	15.30	17.25	11	2462	14.58	16.00

Note(s):

SAR is not required for channel 12 and 13 because the maximum output power and the measured output power for these two channels are not greater than those for the default test channels. Refer to KDB 248227 D01 section 3.1.

9.8. Wi-Fi 5GHz (U-NII 1-3 Bands)

When multiple channel bandwidth configurations in a frequency band have the same specified maximum output power, the initial test configuration is determined by applying the following steps sequentially.

- 1) The largest channel bandwidth configuration is selected among the multiple configurations in a frequency band with the same specified maximum output power.
- 2) If multiple configurations have the same specified maximum output power and largest channel bandwidth, the lowest order modulation among the largest channel bandwidth configurations is selected.
- 3) If multiple configurations have the same specified maximum output power, largest channel bandwidth and lowest order modulation, the lowest data rate configuration among these configurations is selected.
- 4) When multiple transmission modes (802.11a/n/ac/ax/be) have the same specified maximum output power, largest channel bandwidth, lowest order modulation and lowest data rate, the lowest order 802.11 mode is selected.

Inspection of the SAR plots has shown that there is no overlap of hotspots and the center of antennas is over 100 mm apart. Using the guidance in KDB 248227 section 6.1, no evaluation of MIMO is required and SAR compliance for simultaneous transmission is determined separately for each individual antenna.

When the specified maximum output power is the same for both UNII 1 and UNII 2A, begin SAR measurements in UNII 2A with the channel with the highest measured output power. If the reported SAR for UNII 2A is ≤ 1.2 W/kg, SAR is not required for UNII 1; otherwise treat the remaining bands separately and test them independently for SAR.

Maximum Output Power for Wi-Fi 5 GHz

The table below is the maximum output power for this device. The highlighted values indicate what the overall worst case transmission mode will be required for SAR testing per channel. In the Wi-Fi 5 GHz (Power State) table, the highlighted worst case Low/Mid/High channels are selected for Mode A and Mode B.

Bandwidth	Band	Channel	Frequency (MHz)	Maximum Output Power (dBm)																
				ANT5 / ANT6																
				SISO																
				a (SISO) Low Rate	a (SISO) Mid Rate	a (SISO) High Rate	11n/11ac HT20 (SISO) Low Rate	11n/11ac HT20 (SISO) Mid Rate	11n/11ac HT20 (SISO) High Rate	11ax/11be HE20 (SISO) Low Rate	11ax/11be HE20 (SISO) Mid Rate	11ax/11be HE20 (SISO) High Rate	11ax/11be HE20 RU242 (SISO)	11ax/11be HE20 RU106 (SISO)	11ax/11be HE20 RU52 (SISO)	11ax/11be HE20 RU26 (SISO)	11be HE20 MRU106_26 (SISO)	11be HE20 MRU52_26 (SISO)		
20 MHz	U-NII-1	36	5180	19.00	19.00	19.00	19.00	19.00	19.00	19.00	18.00	18.00	18.00	18.00	17.25	14.25	11.25	18.00	16.00	
		40	5200	20.00	20.00	20.00	20.00	20.00	20.00	20.00	20.00	20.00	20.00	20.00	20.00	17.25	14.25	11.25	18.25	16.00
		44	5220	20.00	20.00	20.00	20.00	20.00	20.00	20.00	20.00	20.00	20.00	20.00	20.00	17.25	14.25	11.25	18.25	16.00
		48	5240	20.00	20.00	20.00	20.00	20.00	20.00	20.00	20.00	20.00	20.00	20.00	20.00	17.25	14.25	11.25	18.25	16.00
	U-NII-2A	52	5260	20.00	20.00	20.00	20.00	20.00	20.00	20.00	20.00	20.00	20.00	20.00	17.25	14.25	Disabled	Disabled	Disabled	Disabled
		56	5280	20.00	20.00	20.00	20.00	20.00	20.00	20.00	20.00	20.00	20.00	20.00	17.25	14.25	Disabled	Disabled	Disabled	Disabled
		60	5300	20.00	20.00	20.00	20.00	20.00	20.00	20.00	20.00	20.00	20.00	20.00	17.25	14.25	Disabled	Disabled	Disabled	Disabled
		64	5320	19.00	19.00	19.00	19.00	19.00	19.00	18.00	18.00	18.00	18.00	18.00	17.25	14.25	Disabled	Disabled	Disabled	Disabled
		100	5500	19.50	18.50	18.00	19.50	18.50	18.00	19.00	18.50	18.00	18.00	18.00	17.25	14.25	Disabled	Disabled	Disabled	Disabled
		104	5520	20.00	20.00	20.00	20.00	20.00	20.00	20.00	20.00	20.00	20.00	20.00	17.25	14.25	Disabled	Disabled	Disabled	Disabled
		108	5540	20.00	20.00	20.00	20.00	20.00	20.00	20.00	20.00	20.00	20.00	20.00	17.25	14.25	Disabled	Disabled	Disabled	Disabled
		112	5560	20.00	20.00	20.00	20.00	20.00	20.00	20.00	20.00	20.00	20.00	20.00	17.25	14.25	Disabled	Disabled	Disabled	Disabled
	U-NII-2C	116	5580	20.00	20.00	20.00	20.00	20.00	20.00	20.00	20.00	20.00	20.00	20.00	17.25	14.25	Disabled	Disabled	Disabled	Disabled
		120	5600	20.00	20.00	20.00	20.00	20.00	20.00	20.00	20.00	20.00	20.00	20.00	17.25	14.25	Disabled	Disabled	Disabled	Disabled
		124	5620	20.00	20.00	20.00	20.00	20.00	20.00	20.00	20.00	20.00	20.00	20.00	17.25	14.25	Disabled	Disabled	Disabled	Disabled
		128	5640	20.00	20.00	20.00	20.00	20.00	20.00	20.00	20.00	20.00	20.00	20.00	17.25	14.25	Disabled	Disabled	Disabled	Disabled
		132	5660	20.00	20.00	20.00	20.00	20.00	20.00	20.00	20.00	20.00	20.00	20.00	17.25	14.25	Disabled	Disabled	Disabled	Disabled
		136	5680	20.00	20.00	20.00	20.00	20.00	20.00	20.00	20.00	20.00	20.00	20.00	17.25	14.25	Disabled	Disabled	Disabled	Disabled
		140	5700	17.00	16.50	16.00	17.00	16.50	16.00	16.50	16.00	15.50	15.50	15.50	14.25	14.25	Disabled	Disabled	Disabled	Disabled
		144	5720	20.00	20.00	20.00	20.00	20.00	20.00	20.00	20.00	20.00	20.00	20.00	17.25	14.25	Disabled	Disabled	Disabled	Disabled
U-NII-3	149	5745	21.00	21.00	21.00	21.00	21.00	21.00	21.00	21.00	21.00	21.00	21.00	17.25	14.25	11.25	18.25	16.00		
	153	5765	21.00	21.00	21.00	21.00	21.00	21.00	21.00	21.00	21.00	21.00	21.00	17.25	14.25	11.25	18.25	16.00		
	157	5785	21.00	21.00	21.00	21.00	21.00	21.00	21.00	21.00	21.00	21.00	21.00	17.25	14.25	11.25	18.25	16.00		
	161	5805	21.00	21.00	21.00	21.00	21.00	21.00	21.00	21.00	21.00	21.00	21.00	17.25	14.25	11.25	18.25	16.00		
	165	5825	21.00	21.00	21.00	21.00	21.00	21.00	21.00	21.00	21.00	21.00	21.00	17.25	14.25	11.25	18.25	16.00		
Bandwidth	Band	Channel	Frequency (MHz)	11n/11ac HT40 (SISO) Low Rate	11n/11ac HT40 (SISO) Mid Rate	11n/11ac HT40 (SISO) High Rate	11ax/11be HE40 (SISO) Low Rate	11ax/11be HE40 (SISO) Mid Rate	11ax/11be HE40 (SISO) High Rate	11ax/11be HE40 RU484 (SISO)	11ax/11be HE40 RU106 (SISO)	11ax/11be HE40 RU52 (SISO)	11ax/11be HE40 RU26 (SISO)	11be HE40 MRU106_26 (SISO)	11be HE40 MRU52_26 (SISO)					
40 MHz	U-NII-1	38	5190	16.50	16.00	15.50	16.00	15.50	15.00	15.00	14.25	11.25	8.25	15.00	13.00					
		46	5230	21.00	21.00	21.00	21.00	21.00	21.00	21.00	14.25	11.25	8.25	15.25	13.00					
	U-NII-2A	54	5270	21.00	21.00	21.00	21.00	21.00	21.00	21.00	14.25	11.25	Disabled	Disabled	Disabled					
		62	5310	17.00	16.50	16.00	16.00	15.50	15.00	15.00	14.25	11.25	Disabled	Disabled	Disabled					
	U-NII-2C	102	5510	16.00	15.50	15.00	16.00	15.50	15.00	15.00	14.25	11.25	Disabled	Disabled	Disabled					
		110	5550	21.00	21.00	21.00	21.00	21.00	21.00	21.00	14.25	11.25	Disabled	Disabled	Disabled					
		118	5590	21.00	21.00	21.00	21.00	21.00	21.00	21.00	14.25	11.25	Disabled	Disabled	Disabled					
		126	5630	21.00	21.00	21.00	21.00	21.00	21.00	21.00	14.25	11.25	Disabled	Disabled	Disabled					
		134	5670	19.50	19.00	18.50	19.00	18.50	18.00	18.00	14.25	11.25	Disabled	Disabled	Disabled					
		142	5710	21.00	21.00	21.00	21.00	21.00	21.00	21.00	14.25	11.25	Disabled	Disabled	Disabled					
U-NII-3	151	5755	21.00	21.00	21.00	21.00	21.00	21.00	21.00	14.25	11.25	8.25	15.25	13.00						
	159	5795	21.00	21.00	21.00	21.00	21.00	21.00	21.00	14.25	11.25	8.25	15.25	13.00						
Bandwidth	Band	Channel	Frequency (MHz)	11ac VHT80 (SISO) Low Rate	11ac VHT80 (SISO) Mid Rate	11ac VHT80 (SISO) High Rate	11ax/11be HE80 (SISO) Low Rate	11ax/11be HE80 (SISO) Mid Rate	11ax/11be HE80 (SISO) High Rate	11ax/11be HE80 RU996 (SISO)	11ax/11be HE80 RU106 (SISO)	11ax/11be HE80 RU52 (SISO)	11ax/11be HE80 RU26 (SISO)	11be HE80 MRU484_24 2 (SISO)	11be HE80 MRU106_26 (SISO)	11be HE80 MRU52_26 (SISO)				
80 MHz	U-NII-1	42	5210	16.50	16.00	15.50	16.50	16.00	15.50	15.50	11.25	8.00	5.00	15.50	12.00	9.75				
		58	5290	17.00	16.50	16.00	17.00	16.50	16.00	16.00	11.25	8.00	Disabled	16.00	Disabled	Disabled				
	U-NII-2C	106	5530	17.00	16.50	16.00	16.00	15.50	15.00	15.00	11.25	8.00	Disabled	15.00	Disabled	Disabled				
		122	5610	21.00	21.00	21.00	21.00	21.00	21.00	21.00	11.25	8.00	Disabled	20.50	Disabled	Disabled				
		138	5690	21.00	21.00	21.00	21.00	21.00	21.00	21.00	11.25	8.00	Disabled	20.50	Disabled	Disabled				
U-NII-3	155	5775	21.00	21.00	21.00	21.00	21.00	21.00	21.00	11.25	8.00	5.00	20.50	12.00	9.75					
Bandwidth	Band	Channel	Frequency (MHz)	11ac VHT160 (SISO) Low Rate	11ac VHT160 (SISO) Mid Rate	11ac VHT160 (SISO) High Rate	11ax/11be HE160 (SISO) Low Rate	11ax/11be HE160 (SISO) Mid Rate	11ax/11be HE160 (SISO) High Rate	11ax/11be HE160 RU996_2 (SISO)	11ax/11be HE160 RU106 (SISO)	11ax/11be HE160 RU52 (SISO)	11ax/11be HE160 RU26 (SISO)	11be HE160 MRU996_48 4 242 (SISO)	11be HE160 MRU484_24 2 (SISO)	11be HE160 MRU106_26 (SISO)	11be HE160 MRU52_26 (SISO)			
160 MHz	U-NII-1&2A	50	5250	14.50	13.50	13.25	14.50	13.75	13.25	13.25	8.25	5.00	Disabled	13.25	13.25	13.25	Disabled	Disabled		
	U-NII-2C	114	5570	15.50	14.50	14.25	15.50	14.50	14.25	13.25	8.25	5.00	Disabled	13.25	13.25	13.25	Disabled	Disabled		

Wi-Fi 5 GHz(Power States)

For 5 GHz bands, there are use 6 difference power states:

- Power state 1: 802.15.4ab-NB_{OFF} | P_{mid} | CELL_{OFF}
- Power state 2: 802.15.4ab-NB_{ON} | P_{mid} | CELL_{OFF}
- Power state 3: 802.15.4ab-NB_{OFF} | P_{high} | CELL_{OFF}
- Power state 4: 802.15.4ab-NB_{OFF} | P_{low} | CELL_{ON}
- Power state 5: 802.15.4ab-NB_{ON} | P_{high} | CELL_{OFF}
- Power state 6: 802.15.4ab-NB_{ON} | P_{low} | CELL_{ON}

Antenna	Mode	Bandwidth	Channel	Frequency	Maximum Output Power (dBm)													
					Power State 1		Power State 2		Power State 3		Power State 4		Power State 5		Power State 6			
					Mode A	Mode B	Mode A	Mode B	Mode A	Mode B	Mode A	Mode B	Mode A	Mode B	Mode A	Mode B		
ANT5	U-NI-1 5.2 GHz (SISO)	802.11a 20 MHz	36	5180	18.75	16.50	18.75	16.50	18.75	16.50	14.75	12.50	18.25	16.00	13.75	11.50		
			40	5200	18.75	16.50	18.75	16.50	18.75	16.50	14.75	12.50	18.25	16.00	13.75	11.50		
			44	5220	18.75	16.50	18.75	16.50	18.75	16.50	14.75	12.50	18.25	16.00	13.75	11.50		
			48	5240	18.75	16.50	18.75	16.50	18.75	16.50	14.75	12.50	18.25	16.00	13.75	11.50		
		38	5190	16.50	16.50	16.50	16.50	16.50	16.50	14.75	12.50	16.50	16.00	13.75	11.50			
		46	5230	18.75	16.50	18.75	16.50	18.75	16.50	14.75	12.50	18.25	16.00	13.75	11.50			
	42	5210	16.50	16.50	16.50	16.50	16.50	16.50	14.75	12.50	16.50	16.00	13.75	11.50				
	U-NI-2A 5.3 GHz (SISO)	802.11a 20 MHz	52	5260	18.25	15.25	18.25	15.25	18.25	15.25	14.25	11.25	17.75	14.75	13.25	10.25		
			56	5280	18.25	15.25	18.25	15.25	18.25	15.25	14.25	11.25	17.75	14.75	13.25	10.25		
			60	5300	18.25	15.25	18.25	15.25	18.25	15.25	14.25	11.25	17.75	14.75	13.25	10.25		
			64	5320	18.25	15.25	18.25	15.25	18.25	15.25	14.25	11.25	17.75	14.75	13.25	10.25		
		54	5270	18.25	15.25	18.25	15.25	18.25	15.25	14.25	11.25	17.75	14.75	13.25	10.25			
62		5310	17.00	15.25	17.00	15.25	17.00	15.25	14.25	11.25	17.00	14.75	13.25	10.25				
58	5290	17.00	15.25	17.00	15.25	17.00	15.25	14.25	11.25	17.00	14.75	13.25	10.25					
50	5250	14.50	14.50	14.50	14.50	14.50	14.50	14.25	11.25	14.50	14.50	13.25	10.25					
ANT5	U-NI-2C 5.5 GHz (SISO)	802.11a 20 MHz	100	5500	18.25	16.00	18.25	16.00	18.25	16.00	14.25	12.00	17.75	15.50	13.25	11.00		
			104	5520	18.25	16.00	18.25	16.00	18.25	16.00	14.25	12.00	17.75	15.50	13.25	11.00		
			108	5540	18.25	16.00	18.25	16.00	18.25	16.00	14.25	12.00	17.75	15.50	13.25	11.00		
			112	5560	18.25	16.00	18.25	16.00	18.25	16.00	14.25	12.00	17.75	15.50	13.25	11.00		
			116	5580	18.25	16.00	18.25	16.00	18.25	16.00	14.25	12.00	17.75	15.50	13.25	11.00		
			120	5600	18.25	16.00	18.25	16.00	18.25	16.00	14.25	12.00	17.75	15.50	13.25	11.00		
			124	5620	18.25	16.00	18.25	16.00	18.25	16.00	14.25	12.00	17.75	15.50	13.25	11.00		
			128	5640	18.25	16.00	18.25	16.00	18.25	16.00	14.25	12.00	17.75	15.50	13.25	11.00		
			132	5660	18.25	16.00	18.25	16.00	18.25	16.00	14.25	12.00	17.75	15.50	13.25	11.00		
			136	5680	18.25	16.00	18.25	16.00	18.25	16.00	14.25	12.00	17.75	15.50	13.25	11.00		
			140	5700	17.00	16.00	17.00	16.00	17.00	16.00	14.25	12.00	17.00	15.50	13.25	11.00		
			144	5720	18.25	16.00	18.25	16.00	18.25	16.00	14.25	12.00	17.75	15.50	13.25	11.00		
		102	5510	16.00	16.00	16.00	16.00	16.00	16.00	14.25	12.00	16.00	15.50	13.25	11.00			
		110	5550	18.25	16.00	18.25	16.00	18.25	16.00	14.25	12.00	17.75	15.50	13.25	11.00			
		118	5590	18.25	16.00	18.25	16.00	18.25	16.00	14.25	12.00	17.75	15.50	13.25	11.00			
		126	5630	18.25	16.00	18.25	16.00	18.25	16.00	14.25	12.00	17.75	15.50	13.25	11.00			
		134	5670	18.25	16.00	18.25	16.00	18.25	16.00	14.25	12.00	17.75	15.50	13.25	11.00			
		142	5710	18.25	16.00	18.25	16.00	18.25	16.00	14.25	12.00	17.75	15.50	13.25	11.00			
		106	5530	17.00	16.00	17.00	16.00	17.00	16.00	14.25	12.00	17.00	15.50	13.25	11.00			
		122	5610	18.25	16.00	18.25	16.00	18.25	16.00	14.25	12.00	17.75	15.50	13.25	11.00			
		138	5690	18.25	16.00	18.25	16.00	18.25	16.00	14.25	12.00	17.75	15.50	13.25	11.00			
		114	5570	15.50	15.50	15.50	15.50	15.50	15.50	14.25	12.00	15.50	15.50	13.25	11.00			
		ANT5	U-NI-3 5.8 GHz (SISO)	802.11a 20 MHz	149	5745	18.00	15.00	18.00	15.00	18.00	15.00	14.00	11.00	17.50	14.50	13.00	10.00
					153	5765	18.00	15.00	18.00	15.00	18.00	15.00	14.00	11.00	17.50	14.50	13.00	10.00
157	5785				18.00	15.00	18.00	15.00	18.00	15.00	14.00	11.00	17.50	14.50	13.00	10.00		
161	5805				18.00	15.00	18.00	15.00	18.00	15.00	14.00	11.00	17.50	14.50	13.00	10.00		
165	5825				18.00	15.00	18.00	15.00	18.00	15.00	14.00	11.00	17.50	14.50	13.00	10.00		
151	5755				18.00	15.00	18.00	15.00	18.00	15.00	14.00	11.00	17.50	14.50	13.00	10.00		
159	5795			18.00	15.00	18.00	15.00	18.00	15.00	14.00	11.00	17.50	14.50	13.00	10.00			
155	5775			18.00	15.00	18.00	15.00	18.00	15.00	14.00	11.00	17.50	14.50	13.00	10.00			

Note(s):

Power State 2 and 3 maximum output power same as Power State 1

Antenna	Mode	Bandwidth	Channel	Frequency	Maximum Output Power (dBm)												
					Power State 1		Power State 2		Power State 3		Power State 4		Power State 5		Power State 6		
					Mode A	Mode B	Mode A	Mode B	Mode A	Mode B	Mode A	Mode B	Mode A	Mode B	Mode A	Mode B	
ANT6	U-NII-1 5.2 GHz (SISO)	802.11a 20 MHz	36	5180	19.00	15.50	19.00	15.50	19.00	15.50	17.50	11.50	19.00	15.00	16.50	10.50	
			40	5200	20.00	15.50	20.00	15.50	20.00	15.50	17.50	11.50	20.00	15.00	16.50	10.50	
			44	5220	20.00	15.50	20.00	15.50	20.00	15.50	17.50	11.50	20.00	15.00	16.50	10.50	
			48	5240	20.00	15.50	20.00	15.50	20.00	15.50	17.50	11.50	20.00	15.00	16.50	10.50	
		802.11n/ac 40 MHz	38	5190	16.50	15.50	16.50	15.50	16.50	15.50	16.50	11.50	16.50	15.00	16.50	10.50	
			46	5230	21.00	15.50	21.00	15.50	21.00	15.50	17.50	11.50	21.00	15.00	16.50	10.50	
		802.11ac 80 MHz	42	5210	16.50	15.50	16.50	15.50	16.50	15.50	16.50	11.50	16.50	15.00	16.50	10.50	
		U-NII-2A 5.3 GHz (SISO)	802.11a 20 MHz	52	5260	20.00	15.25	20.00	15.25	20.00	15.25	17.50	11.25	20.00	14.75	16.50	10.25
				56	5280	20.00	15.25	20.00	15.25	20.00	15.25	17.50	11.25	20.00	14.75	16.50	10.25
				60	5300	20.00	15.25	20.00	15.25	20.00	15.25	17.50	11.25	20.00	14.75	16.50	10.25
	64			5320	19.00	15.25	19.00	15.25	19.00	15.25	17.50	11.25	19.00	14.75	16.50	10.25	
	802.11n/ac 40 MHz		54	5270	21.00	15.25	21.00	15.25	21.00	15.25	17.50	11.25	21.00	14.75	16.50	10.25	
			62	5310	17.00	15.25	17.00	15.25	17.00	15.25	17.00	11.25	17.00	14.75	16.50	10.25	
	802.11ac 80 MHz		58	5290	17.00	15.25	17.00	15.25	17.00	15.25	17.00	11.25	17.00	14.75	16.50	10.25	
	802.11ac 160 MHz		50	5250	14.50	14.50	14.50	14.50	14.50	14.50	14.50	11.25	14.50	14.50	14.50	10.25	
	U-NII-2C 5.5 GHz (SISO)		802.11a 20 MHz	100	5500	19.50	14.00	19.50	14.00	19.50	14.00	18.25	10.00	19.50	13.50	17.25	9.00
				104	5520	20.00	14.00	20.00	14.00	20.00	14.00	18.25	10.00	20.00	13.50	17.25	9.00
		108		5540	20.00	14.00	20.00	14.00	20.00	14.00	18.25	10.00	20.00	13.50	17.25	9.00	
		112		5560	20.00	14.00	20.00	14.00	20.00	14.00	18.25	10.00	20.00	13.50	17.25	9.00	
		116		5580	20.00	14.00	20.00	14.00	20.00	14.00	18.25	10.00	20.00	13.50	17.25	9.00	
		120		5600	20.00	14.00	20.00	14.00	20.00	14.00	18.25	10.00	20.00	13.50	17.25	9.00	
		124		5620	20.00	14.00	20.00	14.00	20.00	14.00	18.25	10.00	20.00	13.50	17.25	9.00	
		128		5640	20.00	14.00	20.00	14.00	20.00	14.00	18.25	10.00	20.00	13.50	17.25	9.00	
		132		5660	20.00	14.00	20.00	14.00	20.00	14.00	18.25	10.00	20.00	13.50	17.25	9.00	
		136		5680	20.00	14.00	20.00	14.00	20.00	14.00	18.25	10.00	20.00	13.50	17.25	9.00	
	U-NII-3 5.8 GHz (SISO)	802.11a 20 MHz	140	5700	17.00	14.00	17.00	14.00	17.00	14.00	17.00	10.00	17.00	13.50	17.00	9.00	
			144	5720	20.00	14.00	20.00	14.00	20.00	14.00	18.25	10.00	20.00	13.50	17.25	9.00	
			102	5510	16.00	14.00	16.00	14.00	16.00	14.00	16.00	10.00	16.00	13.50	16.00	9.00	
			110	5550	21.00	14.00	21.00	14.00	21.00	14.00	18.25	10.00	21.00	13.50	17.25	9.00	
			118	5590	21.00	14.00	21.00	14.00	21.00	14.00	18.25	10.00	21.00	13.50	17.25	9.00	
			126	5630	21.00	14.00	21.00	14.00	21.00	14.00	18.25	10.00	21.00	13.50	17.25	9.00	
			134	5670	19.50	14.00	19.50	14.00	19.50	14.00	18.25	10.00	19.50	13.50	17.25	9.00	
			142	5710	21.00	14.00	21.00	14.00	21.00	14.00	18.25	10.00	21.00	13.50	17.25	9.00	
			106	5530	17.00	14.00	17.00	14.00	17.00	14.00	17.00	10.00	17.00	13.50	17.00	9.00	
			122	5610	21.00	14.00	21.00	14.00	21.00	14.00	18.25	10.00	21.00	13.50	17.25	9.00	
	138	5690	21.00	14.00	21.00	14.00	21.00	14.00	18.25	10.00	21.00	13.50	17.25	9.00			
	802.11ac 160 MHz	114	5570	15.50	14.00	15.50	14.00	15.50	14.00	15.50	10.00	15.50	13.50	15.50	9.00		
	U-NII-3 5.8 GHz (SISO)	802.11a 20 MHz	149	5745	21.00	15.25	21.00	15.25	21.00	15.25	17.50	11.25	21.00	14.75	16.50	10.25	
			153	5765	21.00	15.25	21.00	15.25	21.00	15.25	17.50	11.25	21.00	14.75	16.50	10.25	
			157	5785	21.00	15.25	21.00	15.25	21.00	15.25	17.50	11.25	21.00	14.75	16.50	10.25	
			161	5805	21.00	15.25	21.00	15.25	21.00	15.25	17.50	11.25	21.00	14.75	16.50	10.25	
			165	5825	21.00	15.25	21.00	15.25	21.00	15.25	17.50	11.25	21.00	14.75	16.50	10.25	
			802.11n/ac 40 MHz	151	5755	21.00	15.25	21.00	15.25	21.00	15.25	17.50	11.25	21.00	14.75	16.50	10.25
				159	5795	21.00	15.25	21.00	15.25	21.00	15.25	17.50	11.25	21.00	14.75	16.50	10.25
			802.11ac 80 MHz	155	5775	21.00	15.25	21.00	15.25	21.00	15.25	17.50	11.25	21.00	14.75	16.50	10.25

Note(s):

Power State 2 and 3 maximum output power same as Power State 1

Wi-Fi 5 GHz Measured Results

The maximum output power specified for production units are determined for all applicable 802.11 transmission modes in each standalone and aggregated frequency band. Maximum output power is measured for the highest maximum output power configuration(s) in each frequency band according to the default power measurement procedures.

When the same transmission mode configurations have the same maximum output power on the same channel for the 802.11 a/g/n/ac modes, the channel in the lower order/sequence 802.11 mode (i.e. a, g, n then ac) is selected.

SAR Test reduction was applied from KDB 248227 guidance, Sec. 2.1, b), 1) when the same maximum output power is specified for multiple transmission modes in a frequency band, the largest channel bandwidth, lowest order modulation, lowest data rate and lowest order 802.11a/g/n/ac mode is used for SAR measurement, on the highest measured output power channel in the initial test configuration, for each frequency band. Additional output power measurements were not deemed necessary.

Power Mode	Antenna	Power Mode A						Power Mode B						
		Band	Mode	Ch #	Freq. (MHz)	Meas Pwr (dBm)	Max Output Pwr (dBm)	Band	Mode	Ch #	Freq. (MHz)	Meas Pwr (dBm)	Max Output Pwr (dBm)	
Power State 1 & Power State 2 & Power State 3	ANT5	U-NII-1	802.11n HT40	38	5190	15.09	16.50	U-NII-1	802.11ac VHT80	42	5210	15.02	16.50	
				46	5230	17.18	18.75			15.02	16.50			
		U-NII-2C	802.11ac VHT80	106	5530	15.66	17.00	U-NII-2C	802.11ac VHT80	106	5530	14.70	16.00	
				122	5610	17.18	18.25			122	5610	14.44	16.00	
				138	5690	16.93	18.25			138	5690	14.47	16.00	
		U-NII-3	802.11ac VHT80	155	5775	16.76	18.00	U-NII-3	802.11ac VHT80	155	5775	13.59	15.00	
	ANT6	U-NII-2A	802.11n HT40	54	5270	19.00	21.00	U-NII-1	802.11ac VHT80	42	5210	14.40	15.50	
				62	5310	15.55	17.00			14.40	15.50			
				106	5530	15.55	17.00			14.40	15.50			
		U-NII-2C	802.11ac VHT80	122	5610	19.06	21.00	U-NII-2C	802.11ac VHT160	114	5570	13.47	14.00	
				138	5690	19.05	21.00			114	5570	13.47	14.00	
				155	5775	19.07	21.00			155	5775	13.99	15.25	
Power State 4	ANT5	U-NII-1	802.11ac VHT80	42	5210	13.30	14.75	U-NII-1	802.11ac VHT80	42	5210	11.10	12.50	
				114	5570	12.85	14.25			114	5570	10.50	12.00	
		U-NII-2C	802.11ac VHT160	155	5775	12.50	14.00	U-NII-2C	802.11ac VHT160	155	5775	9.50	11.00	
				155	5775	12.50	14.00			155	5775	9.50	11.00	
		ANT6	U-NII-2A	802.11n HT40	54	5270	16.10	17.50	U-NII-1	802.11ac VHT80	42	5210	10.25	11.50
					62	5310	15.55	17.00			10.25	11.50		
	U-NII-2C		802.11ac VHT80	106	5530	15.50	17.00	U-NII-2C	802.11ac VHT160	114	5570	9.41	10.00	
				122	5610	16.72	18.25			114	5570	9.41	10.00	
	U-NII-3	802.11ac VHT80	138	5690	17.05	18.25	U-NII-3	802.11ac VHT80	155	5775	10.00	11.25		
			155	16.25	16.25	17.50			155	5775	10.00	11.25		
	Power State 5	ANT5	U-NII-1	802.11n HT40	38	5190	15.09	16.50	U-NII-1	802.11ac VHT80	42	5210	15.02	16.00
					46	5230	17.18	18.25			15.02	16.00		
U-NII-2C			802.11ac VHT80	106	5530	15.66	17.00	U-NII-2C	802.11ac VHT160	114	5570	13.80	15.50	
				122	5610	17.18	17.75			114	5570	13.80	15.50	
				138	5690	16.93	17.75			114	5570	13.80	15.50	
U-NII-3			802.11ac VHT80	155	5775	16.76	17.50	U-NII-3	802.11ac VHT80	155	5775	13.59	14.50	
ANT6		U-NII-2A	802.11n HT40	54	5270	19.00	21.00	U-NII-1	802.11ac VHT80	42	5210	14.40	15.00	
				62	5310	15.55	17.00			14.40	15.00			
				106	5530	15.55	17.00			14.40	15.00			
		U-NII-2C	802.11ac VHT80	122	5610	19.06	21.00	U-NII-2C	802.11ac VHT160	114	5570	13.47	13.50	
				138	5690	19.05	21.00			114	5570	13.47	13.50	
				155	5775	19.07	21.00			155	5775	13.99	14.75	
Power State 6	ANT5	U-NII-1	802.11ac VHT80	42	5210	13.30	13.75	U-NII-1	802.11ac VHT80	42	5210	11.10	11.50	
				114	5570	12.85	13.25			114	5570	10.50	11.00	
		U-NII-2C	802.11ac VHT160	155	5775	12.50	13.00	U-NII-2C	802.11ac VHT160	155	5775	9.50	10.00	
				155	5775	12.50	13.00			155	5775	9.50	10.00	
		ANT6	U-NII-2A	802.11ac VHT80	58	5290	16.10	16.50	U-NII-1	802.11ac VHT80	42	5210	10.25	10.50
					106	5530	15.50	17.00			10.25	10.50		
	U-NII-2C		802.11ac VHT80	122	5610	16.72	17.25	U-NII-2C	802.11ac VHT160	114	5570	8.60	9.00	
				138	5690	17.05	17.25			114	5570	8.60	9.00	
	U-NII-3	802.11ac VHT80	155	16.25	16.25	16.50	U-NII-3	802.11ac VHT80	155	5775	10.00	10.25		

9.9. Wi-Fi 6GHz (U-NII 5-8 Bands)

When multiple channel bandwidth configurations in a frequency band have the same specified maximum output power, the initial test configuration is determined by applying the following steps sequentially.

- 1) The largest channel bandwidth configuration is selected among the multiple configurations in a frequency band with the same specified maximum output power.
- 2) If multiple configurations have the same specified maximum output power and largest channel bandwidth, the lowest order modulation among the largest channel bandwidth configurations is selected.
- 3) If multiple configurations have the same specified maximum output power, largest channel bandwidth and lowest order modulation, the lowest data rate configuration among these configurations is selected.
- 4) When multiple transmission modes (802.11a/ax/be) have the same specified maximum output power, largest channel bandwidth, lowest order modulation and lowest data rate, the lowest order 802.11 mode is selected.

The maximum output power specified for production units are determined for all applicable 802.11 transmission modes in each standalone and aggregated frequency band. Maximum output power is measured for the highest maximum output power configuration(s) in each frequency band according to the default power measurement procedures.

Wi-Fi 6GHz Test channels were determined in one of two ways:

- Wi-Fi 6GHz was Aggregated due to the same transmission mode being selected for SAR testing. 5 total test channels from across all U-NII 5/6/7/8 were selected.
- Wi-Fi 6GHz was Split due to different transmission modes being selected for SAR testing. A minimum of 3 test channels were selected for each individual U-NII Band.

Maximum Output Power for Wi-Fi 6GHz

The table below is the maximum output power for this device. The highlighted values indicate what the overall worst case transmission mode will be required for SAR testing per channel. In the Wi-Fi 6GHz (Power State) table, the highlighted worst case Low/Mid/High channels are selected for Mode A and Mode B.

Standard Power (Indoor/Outdoor)

Table with columns: Bandwidth, Band, Channel, Frequency (MHz), and Maximum Output Power (dBm) for SISO configurations. Includes rows for 20 MHz, 40 MHz, 80 MHz, and 160 MHz bandwidths.

Table with columns: Bandwidth, Band, Channel, Frequency (MHz), and Maximum Output Power (dBm) for MIMO configurations. Includes rows for 20 MHz, 40 MHz, 80 MHz, and 160 MHz bandwidths.

Low Power (Indoor)

Bandwidth	Band	Channel	Frequency (MHz)	Maximum Output Power (dBm)												
				LPI for ANTS / ANT6												
				SISO												
				a (SISO) Low Rate	a (SISO) Mid Rate	a (SISO) High Rate	11ax/11be HE20 (SISO) Low Rate	11ax/11be HE20 (SISO) Mid Rate	11ax/11be HE20 (SISO) High Rate	11ax/11be HE20 RU242 (SISO)	11ax/11be HE20 RU106 (SISO)	11ax/11be HE20 RU52 (SISO)	11ax/11be HE20 RU26 (SISO)	11be HE20 MRU106_26 (SISO)	11be HE20 MRU52_26 (SISO)	
20 MHz	U-NI-5	2	5935	NS	NS	NS	NS	NS	NS	NS	NS	NS	NS	NS	NS	NS
		1	5955	8.75	8.75	8.75	8.75	8.75	8.75	8.75	8.75	5.75	2.50	-0.25	6.50	4.50
		5	5975	8.75	8.75	8.75	8.75	8.75	8.75	8.75	8.75	5.75	2.50	-0.25	6.50	4.50
		9-29	5995-6095	8.75	8.75	8.75	8.75	8.75	8.75	8.75	8.75	5.75	2.50	-0.25	6.50	4.50
		33-61	6115-6255	8.25	8.25	8.25	8.25	8.25	8.25	8.25	8.25	5.25	2.00	-0.75	6.00	4.00
		65-85	6275-6375	7.75	7.75	7.75	7.75	7.75	7.75	7.75	7.75	4.75	1.50	-1.25	5.50	3.50
		89	6395	7.75	7.75	7.75	7.75	7.75	7.75	7.75	7.75	4.75	1.50	-1.25	5.50	3.50
	93	6415	7.75	7.75	7.75	7.75	7.75	7.75	7.75	7.75	4.75	1.50	-1.25	5.50	3.50	
	U-NI-6	97-113	6435-6515	7.75	7.75	7.75	7.75	7.75	7.75	7.75	4.75	1.50	-1.25	5.50	3.50	
	U-NI-7	117-181	6535-6855	8.25	8.25	8.25	8.25	8.25	8.25	8.25	5.25	2.00	-0.75	6.00	4.00	
	U-NI-8	185	6875	8.00	8.00	8.00	8.00	8.00	8.00	8.00	8.00	5.00	1.75	-1.00	6.00	4.00
		189-225	6895-7075	8.00	8.00	8.00	8.00	8.00	8.00	8.00	5.00	1.75	-1.00	5.75	3.75	
		229	7095	8.00	8.00	8.00	8.00	8.00	8.00	8.00	5.00	1.75	-1.00	5.75	3.75	
		233	7115	-5.00	-6.00	-6.00	-6.00	-6.00	-6.00	-6.00	Disabled	Disabled	Disabled	Disabled	Disabled	Disabled
40 MHz	U-NI-5	3	5965	11.75	11.75	11.75	11.75	5.75	2.50	-0.25	6.50	4.50				
		11	6005	11.75	11.75	11.75	11.75	5.75	2.50	-0.25	6.50	4.50				
		19-27	6045-6085	11.75	11.75	11.75	11.75	5.75	2.50	-0.25	6.50	4.50				
		35-59	6125-6245	11.25	11.25	11.25	11.25	5.25	2.00	-0.75	6.00	4.00				
		67-75	6285-6325	10.75	10.75	10.75	10.75	4.75	1.50	-1.25	5.50	3.50				
		83	6365	10.75	10.75	10.75	10.75	4.75	1.50	-1.25	5.50	3.50				
		91	6405	10.75	10.75	10.75	10.75	4.75	1.50	-1.25	5.50	3.50				
	U-NI-6	99-107	6445-6485	10.75	10.75	10.75	10.75	4.75	1.50	-1.25	5.50	3.50				
	115	6525	10.75	10.75	10.75	10.75	4.75	1.50	-1.25	5.50	3.50					
	U-NI-7	123-179	6565-6945	11.25	11.25	11.25	11.25	5.25	2.00	-0.75	6.00	4.00				
	187	6985	11.00	11.00	11.00	11.00	5.00	1.75	-1.00	5.75	3.75					
	U-NI-8	195-219	6925-7045	11.00	11.00	11.00	11.00	5.00	1.75	-1.00	5.75	3.75				
	227	7085	11.00	11.00	11.00	11.00	5.00	1.75	-1.00	5.75	3.75					
	80 MHz	U-NI-5	7	5985	14.75	14.75	14.75	14.75	5.75	2.50	-0.25	13.50	6.50	4.50		
23			6065	14.75	14.75	14.75	14.75	5.75	2.50	-0.25	13.50	6.50	4.50			
39-55			6145-6225	14.25	14.25	14.25	14.25	5.25	2.00	-0.75	13.00	6.00	4.00			
71			6305	13.75	13.75	13.75	13.75	4.75	1.50	-1.25	12.50	5.50	3.50			
87			6385	13.75	13.75	13.75	13.75	4.75	1.50	-1.25	12.50	5.50	3.50			
103			6465	13.75	13.75	13.75	13.75	4.75	1.50	-1.25	12.50	5.50	3.50			
119			6545	13.75	13.75	13.75	13.75	4.75	1.50	-1.25	12.50	5.50	3.50			
U-NI-6		135-167	6625-6785	14.25	14.25	14.25	14.25	5.25	2.00	-0.75	13.00	6.00	4.00			
183		6865	14.00	14.00	14.00	14.00	5.00	1.75	-1.00	12.75	5.75	3.75				
U-NI-7		199	6945	14.00	14.00	14.00	14.00	5.00	1.75	-1.00	12.75	5.75	3.75			
215		7025	14.00	14.00	14.00	14.00	5.00	1.75	-1.00	12.75	5.75	3.75				
160 MHz		U-NI-5	15	6025	17.00	17.00	17.00	17.00	5.75	2.50	-0.25	16.50	16.00	13.50	6.50	4.50
			47	6185	16.50	16.50	16.50	16.50	5.25	2.00	-0.75	16.00	15.50	13.00	6.00	4.00
			79	6345	16.00	16.00	16.00	16.00	4.75	1.50	-1.25	15.50	15.00	12.50	5.50	3.50
	U-NI-6	111	6505	16.00	16.00	16.00	16.00	4.75	1.50	-1.25	15.50	15.00	12.50	5.50	3.50	
	U-NI-7	143	6665	16.50	16.50	16.50	16.50	5.25	2.00	-0.75	16.00	15.50	13.00	6.00	4.00	
	U-NI-8	175	6825	16.25	16.25	16.25	16.25	5.00	1.75	-1.00	15.75	15.25	12.75	5.75	3.75	
	207	6985	16.25	16.25	16.25	16.25	5.00	1.75	-1.00	15.75	15.25	12.75	5.75	3.75		

Very Low Power (Indoor/Outdoor)

Bandwidth	Band	Channel	Frequency (MHz)	Maximum Output Power (dBm)													
				VLP for ANT5 / ANT6													
				SISO													
a (SISO) Low Rate	a (SISO) Mid Rate	a (SISO) High Rate	11ax/11be HE20 (SISO) Low Rate	11ax/11be HE20 (SISO) Mid Rate	11ax/11be HE20 (SISO) High Rate	11ax/11be HE20 R106 (SISO)	11ax/11be HE20 R106 (SISO)	11ax/11be HE20 R106 (SISO)	11ax/11be HE20 R106 (SISO)	11ax/11be HE20 R106 (SISO)	11ax/11be HE20 R106 (SISO)	11be HE20 MRU106_26 (SISO)	11be HE20 MRU106_26 (SISO)				
20 MHz	U-NI-5	1	5935	NS	NS	NS	NS	NS	NS	NS	NS	NS	NS	NS			
		2	5955	NS	NS	NS	NS	NS	NS	NS	NS	NS	NS	NS			
		5	5975	NS	NS	NS	NS	NS	NS	NS	NS	NS	NS	NS			
		9-29	5995-6095	NS	NS	NS	NS	NS	NS	NS	NS	NS	NS	NS			
		33-61	6115-6255	4.25	4.25	4.25	4.25	4.25	4.25	4.25	1.25	-2.00	Disabled	2.00	0.00		
		65-85	6275-6375	3.75	3.75	3.75	3.75	3.75	3.75	3.75	0.75	-2.50	Disabled	1.50	-0.50		
		89	6395	3.75	3.75	3.75	3.75	3.75	3.75	3.75	0.75	-2.50	Disabled	1.50	-0.50		
		93	6415	3.75	3.75	3.75	3.75	3.75	3.75	3.75	0.75	-2.50	Disabled	1.50	-0.50		
		U-NI-7	117-181	6535-6555	4.25	4.25	4.25	4.25	4.25	4.25	4.25	1.25	-2.00	Disabled	2.00	0.00	
		40 MHz	U-NI-5	3	5985	NS	NS	NS	NS	NS	NS	NS	NS	NS	NS	NS	
11	6005			NS	NS	NS	NS	NS	NS	NS	NS	NS	NS	NS			
19-27	6045-6085			NS	NS	NS	NS	NS	NS	NS	NS	NS	NS	NS			
35-59	6125-6245			7.25	7.25	7.25	7.25	1.25	-2.00	Disabled	2.00	0.00	NS	NS			
67-75	6285-6325			6.75	6.75	6.75	6.75	0.75	-2.50	Disabled	1.50	-0.50	NS	NS			
83	6365			6.75	6.75	6.75	6.75	0.75	-2.50	Disabled	1.50	-0.50	NS	NS			
91	6405			6.75	6.75	6.75	6.75	0.75	-2.50	Disabled	1.50	-0.50	NS	NS			
U-NI-7	123-179			6565-6585	7.25	7.25	7.25	7.25	1.25	-2.00	Disabled	2.00	0.00	NS	NS		
80 MHz	U-NI-5			7	5985	NS	NS	NS	NS	NS	NS	NS	NS	NS	NS	NS	
				23	6065	NS	NS	NS	NS	NS	NS	NS	NS	NS	NS	NS	
		39-55	6145-6225	10.25	10.25	10.25	10.25	1.25	-2.00	Disabled	9.00	2.00	0.00	NS			
		71	6305	9.75	9.75	9.75	9.75	0.75	-2.50	Disabled	8.50	1.50	-0.50	NS			
		87	6385	9.75	9.75	9.75	9.75	0.75	-2.50	Disabled	8.50	1.50	-0.50	NS			
		U-NI-7	135-167	6525-6785	10.25	10.25	10.25	10.25	1.25	-2.00	Disabled	9.00	2.00	0.00	NS		
		160 MHz	U-NI-5	15	6025	NS	NS	NS	NS	NS	NS	NS	NS	NS	NS	NS	
				47	6185	12.50	12.50	12.50	12.50	1.25	-2.00	Disabled	12.00	11.50	9.00	2.00	0.00
				79	6345	12.00	12.00	12.00	12.00	0.75	-2.50	Disabled	11.50	11.00	8.50	1.50	-0.50
				U-NI-7	143	6665	12.50	12.50	12.50	12.50	1.25	-2.00	Disabled	12.00	11.50	9.00	2.00

Bandwidth	Band	Channel	Frequency (MHz)	Maximum Output Power (dBm)																																	
				VLP for ANT5 / ANT6																																	
				MIMO																																	
11ax/11be HE20 (2Tx, CDD, nonTxBF) Low Rate	11ax/11be HE20 (2Tx, CDD, nonTxBF) Mid Rate	11ax/11be HE20 (2Tx, CDD, nonTxBF) High Rate	11ax/11be HE20 R106 (2Tx, CDD, nonTxBF)	11ax/11be HE20 R106 (2Tx, CDD, nonTxBF)	11ax/11be HE20 R106 (2Tx, CDD, nonTxBF)	11ax/11be HE20 R106 (2Tx, CDD, nonTxBF)	11ax/11be HE20 R106 (2Tx, CDD, nonTxBF)	11ax/11be HE20 R106 (2Tx, CDD, nonTxBF)	11ax/11be HE20 R106 (2Tx, CDD, nonTxBF)	11ax/11be HE20 R106 (2Tx, CDD, nonTxBF)	11ax/11be HE20 R106 (2Tx, CDD, nonTxBF)	11ax/11be HE20 R106 (2Tx, CDD, nonTxBF)	11ax/11be HE20 R106 (2Tx, CDD, nonTxBF)	11ax/11be HE20 R106 (2Tx, CDD, nonTxBF)	11ax/11be HE20 R106 (2Tx, CDD, nonTxBF)	11ax/11be HE20 R106 (2Tx, CDD, nonTxBF)	11ax/11be HE20 R106 (2Tx, CDD, nonTxBF)	11ax/11be HE20 R106 (2Tx, CDD, nonTxBF)	11ax/11be HE20 R106 (2Tx, CDD, nonTxBF)	11ax/11be HE20 R106 (2Tx, CDD, nonTxBF)	11ax/11be HE20 R106 (2Tx, CDD, nonTxBF)	11ax/11be HE20 R106 (2Tx, CDD, nonTxBF)	11ax/11be HE20 R106 (2Tx, CDD, nonTxBF)	11ax/11be HE20 R106 (2Tx, CDD, nonTxBF)	11ax/11be HE20 R106 (2Tx, CDD, nonTxBF)	11ax/11be HE20 R106 (2Tx, CDD, nonTxBF)											
20 MHz	U-NI-5	2	5935	NS	NS	NS	NS	NS	NS	NS	NS	NS	NS	NS	NS	NS	NS	NS	NS	NS	NS	NS	NS	NS	NS	NS	NS	NS									
		5	5975	NS	NS	NS	NS	NS	NS	NS	NS	NS	NS	NS	NS	NS	NS	NS	NS	NS	NS	NS	NS	NS	NS	NS	NS	NS	NS								
		U-NI-7	117-181	6535-6555	-1.50	-1.50	-1.50	Disabled	Disabled	Disabled	Disabled	Disabled	2.00	2.00	2.00	2.00	-1.00	Disabled	Disabled	-0.25	-2.25	Disabled	Disabled	-0.25	-2.25	Disabled	Disabled	-0.25	-2.25								
		40 MHz	U-NI-5	3	5985	NS	NS	NS	NS	NS	NS	NS	NS	NS	NS	NS	NS	NS	NS	NS	NS	NS	NS	NS	NS	NS	NS	NS	NS	NS							
				11	6005	NS	NS	NS	NS	NS	NS	NS	NS	NS	NS	NS	NS	NS	NS	NS	NS	NS	NS	NS	NS	NS	NS	NS	NS	NS	NS						
				U-NI-7	123-179	6565-6585	1.50	1.50	1.50	Disabled	Disabled	Disabled	Disabled	5.00	5.00	5.00	5.00	-1.00	Disabled	Disabled	-0.25	-2.25	Disabled	Disabled	-0.25	-2.25	Disabled	Disabled	-0.25	-2.25							
				80 MHz	U-NI-5	7	5985	NS	NS	NS	NS	NS	NS	NS	NS	NS	NS	NS	NS	NS	NS	NS	NS	NS	NS	NS	NS	NS	NS	NS	NS	NS					
						23	6065	NS	NS	NS	NS	NS	NS	NS	NS	NS	NS	NS	NS	NS	NS	NS	NS	NS	NS	NS	NS	NS	NS	NS	NS	NS	NS				
						U-NI-7	135-167	6525-6785	4.50	4.50	4.50	Disabled	Disabled	Disabled	Disabled	7.50	7.50	7.50	7.50	-1.00	Disabled	Disabled	-0.25	-2.25	Disabled	Disabled	-0.25	-2.25	Disabled	Disabled	-0.25	-2.25					
						160 MHz	U-NI-5	15	6025	NS	NS	NS	NS	NS	NS	NS	NS	NS	NS	NS	NS	NS	NS	NS	NS	NS	NS	NS	NS	NS	NS	NS	NS	NS			
47	6185							7.25	7.25	7.25	7.25	1.25	-2.00	Disabled	6.75	6.25	3.75	Disabled	10.25	10.25	10.25	10.25	-1.00	Disabled	Disabled	9.75	9.25	6.75	-0.25	-2.25	Disabled	Disabled	9.25	8.75	6.25	-0.75	Disabled

Note(s):
 To comply with KDB 941225 D07 v01r02 and KDB 648474 D04 v01r03, 1-g SAR testing was performed on the higher Maximum Output Power between SP and LPI power at a separation distance of 5 mm to exclude 10-g SAR for all non-Head exposure conditions where the transmitter distance to surface is within 25 mm. Thus, Body-worn and Extremity were amalgamated into one exposure condition using 1-g SAR at 5 mm to confirm compliance. 1-g SAR on the higher Maximum Output Power between SP and LPI power, at a separation distance of 5 mm, is a more conservative representation than 10-g SAR at 0 mm. Therefore, SAR Testing for VLP is covered.

Wi-Fi 6GHz (Power States)

For Wi-Fi 6GHz bands, there are use 6 difference power states:

- Power state 1: 802.15.4ab-NB_{OFF} | P_{mid} | CELL_{OFF}
- Power state 2: 802.15.4ab-NB_{ON} | P_{mid} | CELL_{OFF}
- Power state 3: 802.15.4ab-NB_{OFF} | P_{high} | CELL_{OFF}
- Power state 4: 802.15.4ab-NB_{OFF} | P_{low} | CELL_{ON}
- Power state 5: 802.15.4ab-NB_{ON} | P_{high} | CELL_{OFF}
- Power state 6: 802.15.4ab-NB_{ON} | P_{low} | CELL_{ON}

Antenna	Mode	Bandwidth	Channel	Frequency	Maximum Output Power (dBm)													
					Power State 1		Power State 2		Power State 3		Power State 4		Power State 5		Power State 6			
					Mode A	Mode B	Mode A	Mode B	Mode A	Mode B	Mode A	Mode B	Mode A	Mode B	Mode A	Mode B		
ANT5	U-NII-5	802.11a 20 MHz	1	5955	11.25	11.25	11.25	11.25	11.25	11.25	9.75	9.75	10.75	10.75	8.75	8.75		
			5	5975	11.25	11.25	11.25	11.25	11.25	11.25	9.75	9.75	10.75	10.75	8.75	8.75		
			9	5995	11.25	11.25	11.25	11.25	11.25	11.25	9.75	9.75	10.75	10.75	8.75	8.75		
			13-29	6015-6095	11.25	11.25	11.25	11.25	11.25	11.25	9.75	9.75	10.75	10.75	8.75	8.75		
			33-61	6115-6255	11.25	11.25	11.25	11.25	11.25	11.25	9.75	9.75	10.75	10.75	8.75	8.75		
			65-85	6275-6375	11.25	11.25	11.25	11.25	11.25	11.25	9.75	9.75	10.75	10.75	8.75	8.75		
			89	6395	11.25	11.25	11.25	11.25	11.25	11.25	9.75	9.75	10.75	10.75	8.75	8.75		
		93	6415	11.25	11.25	11.25	11.25	11.25	11.25	9.75	9.75	10.75	10.75	8.75	8.75			
		802.11ax 40 MHz	3	5965	11.25	11.25	11.25	11.25	11.25	11.25	9.75	9.75	10.75	10.75	8.75	8.75		
			11	6005	11.25	11.25	11.25	11.25	11.25	11.25	9.75	9.75	10.75	10.75	8.75	8.75		
			19-27	6045-6085	11.25	11.25	11.25	11.25	11.25	11.25	9.75	9.75	10.75	10.75	8.75	8.75		
			35-59	6125-6245	11.25	11.25	11.25	11.25	11.25	11.25	9.75	9.75	10.75	10.75	8.75	8.75		
			67-75	6285-6325	11.25	11.25	11.25	11.25	11.25	11.25	9.75	9.75	10.75	10.75	8.75	8.75		
			83	6365	11.25	11.25	11.25	11.25	11.25	11.25	9.75	9.75	10.75	10.75	8.75	8.75		
		802.11ax 80 MHz	7	5985	11.25	11.25	11.25	11.25	11.25	11.25	9.75	9.75	10.75	10.75	8.75	8.75		
	23		6065	11.25	11.25	11.25	11.25	11.25	11.25	9.75	9.75	10.75	10.75	8.75	8.75			
	39-55		6145-6225	11.25	11.25	11.25	11.25	11.25	11.25	9.75	9.75	10.75	10.75	8.75	8.75			
	71		6305	11.25	11.25	11.25	11.25	11.25	11.25	9.75	9.75	10.75	10.75	8.75	8.75			
	802.11ax 160 MHz	87	6385	11.25	11.25	11.25	11.25	11.25	11.25	9.75	9.75	10.75	10.75	8.75	8.75			
		15	6025	11.25	11.25	11.25	11.25	11.25	11.25	9.75	9.75	10.75	10.75	8.75	8.75			
		47	6185	11.25	11.25	11.25	11.25	11.25	11.25	9.75	9.75	10.75	10.75	8.75	8.75			
			79	6345	11.25	11.25	11.25	11.25	11.25	11.25	9.75	9.75	10.75	10.75	8.75	8.75		
	ANT5	U-NII-6	802.11a 20 MHz	97-109	6435-6495	7.75	7.75	7.75	7.75	7.75	7.75	7.75	7.75	7.75	7.75	7.75		
				113	6515	7.75	7.75	7.75	7.75	7.75	7.75	7.75	7.75	7.75	7.75	7.75		
		802.11ax 40 MHz	99-107	6445-6485	10.25	10.25	10.25	10.25	10.25	10.25	8.75	8.75	9.75	9.75	7.75	7.75		
			115	6525	10.25	10.25	10.25	10.25	10.25	10.25	8.75	8.75	9.75	9.75	7.75	7.75		
		802.11ax 80 MHz	103	6465	10.25	10.25	10.25	10.25	10.25	10.25	8.75	8.75	9.75	9.75	7.75	7.75		
			111	6505	10.25	10.25	10.25	10.25	10.25	10.25	8.75	8.75	9.75	9.75	7.75	7.75		
		ANT5	U-NII-7	802.11a 20 MHz	117-125	6535-6575	10.25	10.25	10.25	10.25	10.25	10.25	8.75	8.75	9.75	9.75	7.75	7.75
					129-157	6595-6735	10.25	10.25	10.25	10.25	10.25	10.25	8.75	8.75	9.75	9.75	7.75	7.75
161-181					6735-6855	10.00	10.00	10.00	10.00	10.00	10.00	8.50	8.50	9.50	9.50	7.50	7.50	
185					6875	8.00	8.00	8.00	8.00	8.00	8.00	8.00	8.00	8.00	8.00	7.50	7.50	
802.11ax 40 MHz	123			6565	10.25	10.25	10.25	10.25	10.25	10.25	8.75	8.75	9.75	9.75	7.75	7.75		
	131-155			6605-6725	10.25	10.25	10.25	10.25	10.25	10.25	8.75	8.75	9.75	9.75	7.75	7.75		
	163-179			6765-6845	10.00	10.00	10.00	10.00	10.00	10.00	8.50	8.50	9.50	9.50	7.50	7.50		
802.11ax 80 MHz	119			6545	10.25	10.25	10.25	10.25	10.25	10.25	8.75	8.75	9.75	9.75	7.75	7.75		
	135-151			6625-6705	10.25	10.25	10.25	10.25	10.25	10.25	8.75	8.75	9.75	9.75	7.75	7.75		
	167			6785	10.00	10.00	10.00	10.00	10.00	10.00	8.50	8.50	9.50	9.50	7.50	7.50		
802.11ax 160 MHz	183			6865	10.00	10.00	10.00	10.00	10.00	10.00	8.50	8.50	9.50	9.50	7.50	7.50		
	143			6665	10.25	10.25	10.25	10.25	10.25	10.25	8.75	8.75	9.75	9.75	7.75	7.75		
				175	6825	10.00	10.00	10.00	10.00	10.00	10.00	8.50	8.50	9.50	9.50	7.50	7.50	
ANT5	U-NII-8			802.11a 20 MHz	189-225	6895-7075	8.00	8.00	8.00	8.00	8.00	8.00	8.00	8.00	8.00	8.00	8.00	
					229	7095	8.00	8.00	8.00	8.00	8.00	8.00	8.00	8.00	8.00	8.00	8.00	
		233	7115		-5.00	-5.00	-5.00	-5.00	-5.00	-5.00	-5.00	-5.00	-5.00	-5.00	-5.00			
		802.11ax 40 MHz	187	6885	10.00	10.00	10.00	10.00	10.00	10.00	8.50	8.50	9.50	9.50	7.50	7.50		
			195-203	6925-6965	10.50	10.50	10.50	10.50	10.50	10.50	9.00	9.00	10.00	10.00	8.00	8.00		
			211-219	7005-7045	10.50	10.50	10.50	10.50	10.50	10.50	9.00	9.00	10.00	10.00	8.00	8.00		
			227	7085	10.50	10.50	10.50	10.50	10.50	10.50	9.00	9.00	10.00	10.00	8.00	8.00		
		802.11ax 80 MHz	199	6945	10.50	10.50	10.50	10.50	10.50	10.50	9.00	9.00	10.00	10.00	8.00	8.00		
			215	7025	10.50	10.50	10.50	10.50	10.50	10.50	9.00	9.00	10.00	10.00	8.00	8.00		
		802.11ax 160 MHz	207	6985	10.50	10.50	10.50	10.50	10.50	10.50	9.00	9.00	10.00	10.00	8.00	8.00		

Note(s):
Power State 2 and 3 maximum output power same as Power State 1

Antenna	Mode	Bandwidth	Channel	Frequency	Maximum Output Power (dBm)											
					Power State 1		Power State 2		Power State 3		Power State 4		Power State 5		Power State 6	
					Mode A	Mode B	Mode A	Mode B	Mode A	Mode B	Mode A	Mode B	Mode A	Mode B	Mode A	Mode B
ANT6	U-NII-5	802.11a 20 MHz	1	5955	9.75	9.75	9.75	9.75	9.75	9.75	8.25	8.25	9.25	9.25	7.25	7.25
			5	5975	9.75	9.75	9.75	9.75	9.75	9.75	8.25	8.25	9.25	9.25	7.25	7.25
			9	5995	9.75	9.75	9.75	9.75	9.75	9.75	8.25	8.25	9.25	9.25	7.25	7.25
			13-29	6015-6095	9.75	9.75	9.75	9.75	9.75	9.75	8.25	8.25	9.25	9.25	7.25	7.25
			33-61	6115-6255	10.00	10.00	10.00	10.00	10.00	10.00	8.50	8.50	9.50	9.50	7.50	7.50
			65-85	6275-6375	10.00	10.00	10.00	10.00	10.00	10.00	8.50	8.50	9.50	9.50	7.50	7.50
			89	6395	10.00	10.00	10.00	10.00	10.00	10.00	8.50	8.50	9.50	9.50	7.50	7.50
		93	6415	10.00	10.00	10.00	10.00	10.00	10.00	8.50	8.50	9.50	9.50	7.50	7.50	
		3	5965	9.75	9.75	9.75	9.75	9.75	9.75	8.25	8.25	9.25	9.25	7.25	7.25	
		11	6005	9.75	9.75	9.75	9.75	9.75	9.75	8.25	8.25	9.25	9.25	7.25	7.25	
		19-27	6045-6085	9.75	9.75	9.75	9.75	9.75	9.75	8.25	8.25	9.25	9.25	7.25	7.25	
		35-59	6125-6245	10.00	10.00	10.00	10.00	10.00	10.00	8.50	8.50	9.50	9.50	7.50	7.50	
		67-75	6285-6325	10.00	10.00	10.00	10.00	10.00	10.00	8.50	8.50	9.50	9.50	7.50	7.50	
		83	6365	10.00	10.00	10.00	10.00	10.00	10.00	8.50	8.50	9.50	9.50	7.50	7.50	
		91	6405	10.00	10.00	10.00	10.00	10.00	10.00	8.50	8.50	9.50	9.50	7.50	7.50	
		7	5985	9.75	9.75	9.75	9.75	9.75	9.75	8.25	8.25	9.25	9.25	7.25	7.25	
		23	6065	9.75	9.75	9.75	9.75	9.75	9.75	8.25	8.25	9.25	9.25	7.25	7.25	
		39-55	6145-6225	10.00	10.00	10.00	10.00	10.00	10.00	8.50	8.50	9.50	9.50	7.50	7.50	
		71	6305	10.00	10.00	10.00	10.00	10.00	10.00	8.50	8.50	9.50	9.50	7.50	7.50	
		87	6385	10.00	10.00	10.00	10.00	10.00	10.00	8.50	8.50	9.50	9.50	7.50	7.50	
		15	6025	9.75	9.75	9.75	9.75	9.75	9.75	8.25	8.25	9.25	9.25	7.25	7.25	
	47	6185	10.00	10.00	10.00	10.00	10.00	10.00	8.50	8.50	9.50	9.50	7.50	7.50		
	79	6345	10.00	10.00	10.00	10.00	10.00	10.00	8.50	8.50	9.50	9.50	7.50	7.50		
	Mode	Bandwidth	Channel	Frequency	Maximum Output Power (dBm)											
					Power State 1		Power State 2		Power State 3		Power State 4		Power State 5		Power State 6	
					Mode A	Mode B	Mode A	Mode B	Mode A	Mode B	Mode A	Mode B	Mode A	Mode B	Mode A	Mode B
		802.11a 20 MHz	97-109	6435-6495	7.75	7.75	7.75	7.75	7.75	7.75	7.25	7.25	7.75	7.75	6.25	6.25
			113	6515	7.75	7.75	7.75	7.75	7.75	7.75	7.25	7.25	7.75	7.75	6.25	6.25
		802.11ax 40 MHz	99-107	6445-6485	8.75	8.75	8.75	8.75	8.75	8.75	7.25	7.25	8.25	8.25	6.25	6.25
			115	6525	8.75	8.75	8.75	8.75	8.75	8.75	7.25	7.25	8.25	8.25	6.25	6.25
		802.11ax 80 MHz	103	6465	8.75	8.75	8.75	8.75	8.75	8.75	7.25	7.25	8.25	8.25	6.25	6.25
		802.11ax 160 MHz	111	6505	8.75	8.75	8.75	8.75	8.75	8.75	7.25	7.25	8.25	8.25	6.25	6.25
	Mode	Bandwidth	Channel	Frequency	Maximum Output Power (dBm)											
					Power State 1		Power State 2		Power State 3		Power State 4		Power State 5		Power State 6	
					Mode A	Mode B	Mode A	Mode B	Mode A	Mode B	Mode A	Mode B	Mode A	Mode B	Mode A	Mode B
		802.11a 20 MHz	117-125	6535-6575	8.75	8.75	8.75	8.75	8.75	8.75	7.25	7.25	8.25	8.25	6.25	6.25
		129-157	6595-6735	8.25	8.25	8.25	8.25	8.25	8.25	6.75	6.75	7.75	7.75	5.75	5.75	
		161-181	6735-6855	8.00	8.00	8.00	8.00	8.00	8.00	6.50	6.50	7.50	7.50	5.50	5.50	
		185	6875	8.00	8.00	8.00	8.00	8.00	8.00	6.50	6.50	7.50	7.50	5.50	5.50	
	802.11ax 40 MHz	123	6565	8.75	8.75	8.75	8.75	8.75	8.75	7.25	7.25	8.25	8.25	6.25	6.25	
		131-155	6605-6725	8.25	8.25	8.25	8.25	8.25	8.25	6.75	6.75	7.75	7.75	5.75	5.75	
		163-179	6765-6845	8.00	8.00	8.00	8.00	8.00	8.00	6.50	6.50	7.50	7.50	5.50	5.50	
	802.11ax 80 MHz	119	6545	8.75	8.75	8.75	8.75	8.75	8.75	7.25	7.25	8.25	8.25	6.25	6.25	
		135-151	6625-6705	8.25	8.25	8.25	8.25	8.25	8.25	6.75	6.75	7.75	7.75	5.75	5.75	
		167	6785	8.00	8.00	8.00	8.00	8.00	8.00	6.50	6.50	7.50	7.50	5.50	5.50	
		183	6865	8.00	8.00	8.00	8.00	8.00	8.00	6.50	6.50	7.50	7.50	5.50	5.50	
	802.11ax 160 MHz	143	6665	8.25	8.25	8.25	8.25	8.25	8.25	6.75	6.75	7.75	7.75	5.75	5.75	
		175	6825	8.00	8.00	8.00	8.00	8.00	8.00	6.50	6.50	7.50	7.50	5.50	5.50	
Mode	Bandwidth	Channel	Frequency	Maximum Output Power (dBm)												
				Power State 1		Power State 2		Power State 3		Power State 4		Power State 5		Power State 6		
				Mode A	Mode B	Mode A	Mode B	Mode A	Mode B	Mode A	Mode B	Mode A	Mode B	Mode A	Mode B	
	802.11a 20 MHz	189-225	6895-7075	8.00	8.00	8.00	8.00	8.00	8.00	6.50	6.50	7.50	7.50	5.50	5.50	
		229	7095	7.75	7.75	7.75	7.75	7.75	7.75	6.25	6.25	7.25	7.25	5.25	5.25	
		233	7115	-5.00	-5.00	-5.00	-5.00	-5.00	-5.00	-5.00	-5.00	-5.00	-5.00	-5.00	-5.00	
	802.11ax 40 MHz	187	6885	8.00	8.00	8.00	8.00	8.00	8.00	6.50	6.50	7.50	7.50	5.50	5.50	
		195-203	6925-6965	7.75	7.75	7.75	7.75	7.75	7.75	6.25	6.25	7.25	7.25	5.25	5.25	
		211-219	7005-7045	7.75	7.75	7.75	7.75	7.75	7.75	6.25	6.25	7.25	7.25	5.25	5.25	
		227	7085	7.75	7.75	7.75	7.75	7.75	7.75	6.25	6.25	7.25	7.25	5.25	5.25	
	802.11ax 80 MHz	199	6945	7.75	7.75	7.75	7.75	7.75	7.75	6.25	6.25	7.25	7.25	5.25	5.25	
		215	7025	7.75	7.75	7.75	7.75	7.75	7.75	6.25	6.25	7.25	7.25	5.25	5.25	
	802.11ax 160 MHz	207	6985	7.75	7.75	7.75	7.75	7.75	7.75	6.25	6.25	7.25	7.25	5.25	5.25	

Note(s):

Power State 2 and 3 maximum output power same as Power State 1

Wi-Fi 6GHz Measured Results

Power Mode	Antenna	Power Mode A						Power Mode B						
		Band	Mode	Ch #	Freq. (MHz)	Meas Pwr (dBm)	Max Output Pwr (dBm)	Band	Mode	Ch #	Freq. (MHz)	Meas Pwr (dBm)	Max Output Pwr (dBm)	
Power State 1 & Power State 2 & Power State 3	ANT5	U-NI-5	802.11ax 160 MHz	15	6025	9.70	11.25	U-NI-5	802.11ax 160 MHz	15	6025	9.70	11.25	
				47	6185	9.90	11.25			47	6185	9.90	11.25	
				79	6345	9.30	11.25			79	6345	9.30	11.25	
		U-NI-6	802.11ax 160 MHz	111	6505	8.75	10.25	U-NI-6	802.11ax 160 MHz	111	6505	8.75	10.25	
		U-NI-7	802.11ax 160 MHz	143	6665	8.75	10.25	U-NI-7	802.11ax 160 MHz	143	6665	8.75	10.25	
				175	6825	8.40	10.00			175	6825	8.40	10.00	
	U-NI-8	802.11ax 160 MHz	207	6985	9.00	10.50	U-NI-8	802.11ax 160 MHz	207	6985	9.00	10.50		
	Power State 4	ANT6	U-NI-5	802.11ax 160 MHz	15	6025	8.35	9.75	U-NI-5	802.11ax 160 MHz	15	6025	8.35	9.75
					47	6185	8.83	10.00			47	6185	8.83	10.00
					79	6345	8.75	10.00			79	6345	8.75	10.00
			U-NI-6	802.11ax 160 MHz	111	6505	7.25	8.75	U-NI-6	802.11ax 160 MHz	111	6505	7.25	8.75
			U-NI-7	802.11ax 80 MHz	119	6545	7.25	8.75	U-NI-7	802.11ax 80 MHz	119	6545	7.25	8.75
151					6705	6.97	8.25	151			6705	6.97	8.25	
U-NI-8		802.11ax 40 MHz	183	6865	6.76	8.00	U-NI-8	802.11ax 40 MHz	183	6865	6.76	8.00		
			187	6885	6.90	8.00			187	6885	6.90	8.00		
			203	6965	6.47	7.75			203	6965	6.47	7.75		
211		7005	6.52	7.75	211	7005	6.52	7.75						
Power Mode		Antenna	Power Mode A						Power Mode B					
			Band	Mode	Ch #	Freq. (MHz)	Meas Pwr (dBm)	Max Output Pwr (dBm)	Band	Mode	Ch #	Freq. (MHz)	Meas Pwr (dBm)	Max Output Pwr (dBm)
Power State 4	ANT5	U-NI-5	802.11ax 160 MHz	15	6025	7.73	9.75	U-NI-5	802.11ax 160 MHz	15	6025	7.73	9.75	
				47	6185	7.90	9.75			47	6185	7.90	9.75	
				79	6345	7.90	9.75			79	6345	7.90	9.75	
		U-NI-6	802.11ax 160 MHz	111	6505	6.75	8.75	U-NI-6	802.11ax 160 MHz	111	6505	6.75	8.75	
		U-NI-7	802.11ax 160 MHz	143	6665	7.00	8.75	U-NI-7	802.11ax 160 MHz	143	6665	7.00	8.75	
				175	6825	6.85	8.50			175	6825	6.85	8.50	
	U-NI-8	802.11ax 160 MHz	207	6985	7.25	9.00	U-NI-8	802.11ax 160 MHz	207	6985	7.25	9.00		
	ANT6	U-NI-5	802.11ax 160 MHz	15	6025	6.99	8.25	U-NI-5	802.11ax 160 MHz	15	6025	6.99	8.25	
				47	6185	7.50	8.50			47	6185	7.50	8.50	
				79	6345	7.40	8.50			79	6345	7.40	8.50	
		U-NI-6	802.11ax 160 MHz	111	6505	5.88	7.25	U-NI-6	802.11ax 160 MHz	111	6505	5.88	7.25	
		U-NI-7	802.11ax 80 MHz	119	6545	6.05	7.25	U-NI-7	802.11ax 80 MHz	119	6545	6.05	7.25	
				151	6705	5.61	6.75			151	6705	5.61	6.75	
	U-NI-8	802.11ax 40 MHz	183	6865	5.30	6.50	U-NI-8	802.11ax 40 MHz	183	6865	5.30	6.50		
			187	6885	5.31	6.50			187	6885	5.31	6.50		
			203	6965	5.02	6.25			203	6965	5.02	6.25		
	211	7005	5.15	6.25	211	7005	5.15	6.25						

Power Mode	Antenna	Power Mode A						Power Mode B					
		Band	Mode	Ch #	Freq. (MHz)	Meas Pwr (dBm)	Max Output Pwr (dBm)	Band	Mode	Ch #	Freq. (MHz)	Meas Pwr (dBm)	Max Output Pwr (dBm)
Power State 5	ANT5	U-NI-5	802.11ax 160 MHz	15	6025	9.70	10.75	U-NI-5	802.11ax 160 MHz	15	6025	9.70	10.75
				47	6185	9.90	10.75			47	6185	9.90	10.75
				79	6345	9.30	10.75			79	6345	9.30	10.75
		U-NI-6	802.11ax 160 MHz	111	6505	8.75	9.75	U-NI-6	802.11ax 160 MHz	111	6505	8.75	9.75
		U-NI-7	802.11ax 160 MHz	143	6665	8.75	9.75	U-NI-7	802.11ax 160 MHz	143	6665	8.75	9.75
				175	6825	8.40	9.50			175	6825	8.40	9.50
	U-NI-8	802.11ax 160 MHz	207	6985	9.00	10.00	U-NI-8	802.11ax 160 MHz	207	6985	9.00	10.00	
	ANT6	U-NI-5	802.11ax 160 MHz	15	6025	8.35	9.25	U-NI-5	802.11ax 160 MHz	15	6025	8.35	9.25
				47	6185	8.83	9.50			47	6185	8.83	9.50
				79	6345	8.75	9.50			79	6345	8.75	9.50
		U-NI-6	802.11ax 160 MHz	111	6505	7.25	8.25	U-NI-6	802.11ax 160 MHz	111	6505	7.25	8.25
		U-NI-7	802.11ax 80 MHz	119	6545	7.25	8.25	U-NI-7	802.11ax 80 MHz	119	6545	7.25	8.25
				151	6705	6.97	7.75			151	6705	6.97	7.75
				183	6865	6.76	7.50			183	6865	6.76	7.50
		U-NI-8	802.11ax 40 MHz	187	6885	6.90	7.50	U-NI-8	802.11ax 40 MHz	187	6885	6.90	7.50
				203	6965	6.47	7.25			203	6965	6.47	7.25
	211			7005	6.52	7.25	211			7005	6.52	7.25	
	Power Mode	Antenna	Power Mode A						Power Mode B				
Band	Mode	Ch #	Freq. (MHz)	Meas Pwr (dBm)	Max Output Pwr (dBm)	Band	Mode	Ch #	Freq. (MHz)	Meas Pwr (dBm)	Max Output Pwr (dBm)		
Power State 6	ANT5	U-NI-5	802.11ax 160 MHz	15	6025	7.73	8.75	U-NI-5	802.11ax 160 MHz	15	6025	7.73	8.75
				47	6185	7.90	8.75			47	6185	7.90	8.75
				79	6345	7.90	8.75			79	6345	7.90	8.75
		U-NI-6	802.11ax 160 MHz	111	6505	6.75	7.75	U-NI-6	802.11ax 160 MHz	111	6505	6.75	7.75
		U-NI-7	802.11ax 160 MHz	143	6665	7.00	7.75	U-NI-7	802.11ax 160 MHz	143	6665	7.00	7.75
				175	6825	6.85	7.50			175	6825	6.85	7.50
	U-NI-8	802.11ax 160 MHz	207	6985	7.25	8.00	U-NI-8	802.11ax 160 MHz	207	6985	7.25	8.00	
	ANT6	U-NI-5	802.11ax 160 MHz	15	6025	6.99	7.25	U-NI-5	802.11ax 160 MHz	15	6025	6.99	7.25
				47	6185	7.50	7.50			47	6185	7.50	7.50
				79	6345	7.40	7.50			79	6345	7.40	7.50
		U-NI-6	802.11ax 160 MHz	111	6505	5.88	6.25	U-NI-6	802.11ax 160 MHz	111	6505	5.88	6.25
		U-NI-7	802.11ax 80 MHz	119	6545	6.05	6.25	U-NI-7	802.11ax 80 MHz	119	6545	6.05	6.25
				151	6705	5.61	5.75			151	6705	5.61	5.75
				183	6865	5.30	5.50			183	6865	5.30	5.50
		U-NI-8	802.11ax 40 MHz	187	6885	5.31	5.50	U-NI-8	802.11ax 40 MHz	187	6885	5.31	5.50
				203	6965	5.02	5.25			203	6965	5.02	5.25
	211			7005	5.15	5.25	211			7005	5.15	5.25	

9.10. Bluetooth

According to KDB 447498 D01 apply to determine simultaneous transmission SAR test exclusion for Wi-Fi MIMO. If the sum of 1-g single transmission chain SAR measurements is <1.6W/kg and/or the MIMO output power is equal or less than a single chain, then no additional SAR measurements for simultaneously at the specified maximum output power of MIMO operation.

When antennas are spatially separated to the extent that SAR distributions do not overlap and can be treated independently, SAR compliance for simultaneous transmission is determined separately for each individual antenna.

Maximum Output Power for Bluetooth (P_{low}, P_{mid}, P_{high}, and P_{standalone})

For Bluetooth, there are three use cases:

- Bluetooth P_{low} is used when both Wi-Fi and WWAN antennas are active.
- Bluetooth P_{Mid} is used when Wi-Fi antenna is active and WWAN antenna is inactive. P_{Mid} power state occurs during Wi-Fi states 1/2.
- Bluetooth P_{high} is used when Wi-Fi antenna is active and WWAN antenna is inactive or with Wi-Fi inactive and WWAN antenna is active. P_{High} power state occurs during Wi-Fi states 3/5.
- Bluetooth P_{standalone} is used when Wi-Fi and WWAN antennas are inactive.

Mode	Maximum Output Power (dBm)															
	Bluetooth P _{low}				Bluetooth P _{mid}				Bluetooth P _{high}				Bluetooth P _{standalone}			
	ANT3		ANT4		ANT3		ANT4		ANT3		ANT4		ANT3		ANT4	
	Mode A	Mode B	Mode A	Mode B	Mode A	Mode B	Mode A	Mode B	Mode A	Mode B	Mode A	Mode B	Mode A	Mode B	Mode A	Mode B
GFSK	9.0	9.0	10.0	9.5	15.5	15.0	15.0	14.5	17.0	16.0	16.0	15.5	20.0	20.0	20.0	20.0
EDR	9.0	9.0	10.0	9.5	15.5	15.0	15.0	14.5	16.5	16.0	16.0	15.5	16.5	16.5	16.5	16.5
LE1M	9.0	9.0	10.0	9.5	15.5	15.0	15.0	14.5	17.0	16.0	16.0	15.5	20.0	20.0	20.0	20.0
LE2M	9.0	9.0	10.0	9.5	15.5	15.0	15.0	14.5	17.0	16.0	16.0	15.5	20.0	20.0	20.0	20.0
HDR4	9.0	9.0	10.0	9.5	13.0	13.0	13.0	13.0	13.0	13.0	13.0	13.0	13.0	13.0	13.0	13.0
HDR8	9.0	9.0	10.0	9.5	13.0	13.0	13.0	13.0	13.0	13.0	13.0	13.0	13.0	13.0	13.0	13.0

This device supports Bluetooth beamforming. SAR measurement is not required for Beamforming when the output power is equal or less than a single chain. Please refer to BT Maximum Output Power.

Bluetooth Measured Results

SAR measurement is not required for the 8PSK, BLE, and HDR. When the secondary mode is $\leq \frac{1}{4}$ dB higher than the primary mode.

Power Mode	Antenna	Mode	Ch #	Freq. (MHz)	Power Mode A (dBm)		Power Mode B (dBm)	
					Meas Pwr	Max Output Pwr	Meas Pwr	Max Output Pwr
Bluetooth P _{low}	ANT3	GFSK	0	2402	8.1	9.0	8.1	9.0
			39	2441	7.9	9.0	7.9	9.0
			78	2480	7.9	9.0	7.9	9.0
	ANT4	GFSK	0	2402	9.0	10.0	8.4	9.5
			39	2441	9.2	10.0	8.6	9.5
			78	2480	8.7	10.0	8.3	9.5
Bluetooth P _{mid}	ANT3	GFSK	0	2402	14.5	15.5	14.1	15.0
			39	2441	14.5	15.5	13.8	15.0
			78	2480	14.5	15.5	13.9	15.0
	ANT4	GFSK	0	2402	13.9	15.0	13.0	14.5
			39	2441	14.1	15.0	13.2	14.5
			78	2480	13.9	15.0	12.9	14.5
Bluetooth P _{high}	ANT3	GFSK	0	2402	15.6	17.0	14.5	16.0
			39	2441	15.5	17.0	14.5	16.0
			78	2480	15.5	17.0	14.5	16.0
	ANT4	GFSK	0	2402	15.0	16.0	14.5	15.5
			39	2441	14.9	16.0	14.4	15.5
			78	2480	14.7	16.0	14.2	15.5
Bluetooth P _{standalone}	ANT3	GFSK	0	2402	19.4	20.0	19.4	20.0
			39	2441	19.4	20.0	19.4	20.0
			78	2480	19.4	20.0	19.4	20.0
	ANT4	GFSK	0	2402	18.5	20.0	18.5	20.0
			39	2441	18.6	20.0	18.6	20.0
			78	2480	18.6	20.0	18.6	20.0

Duty Factor Measured Results

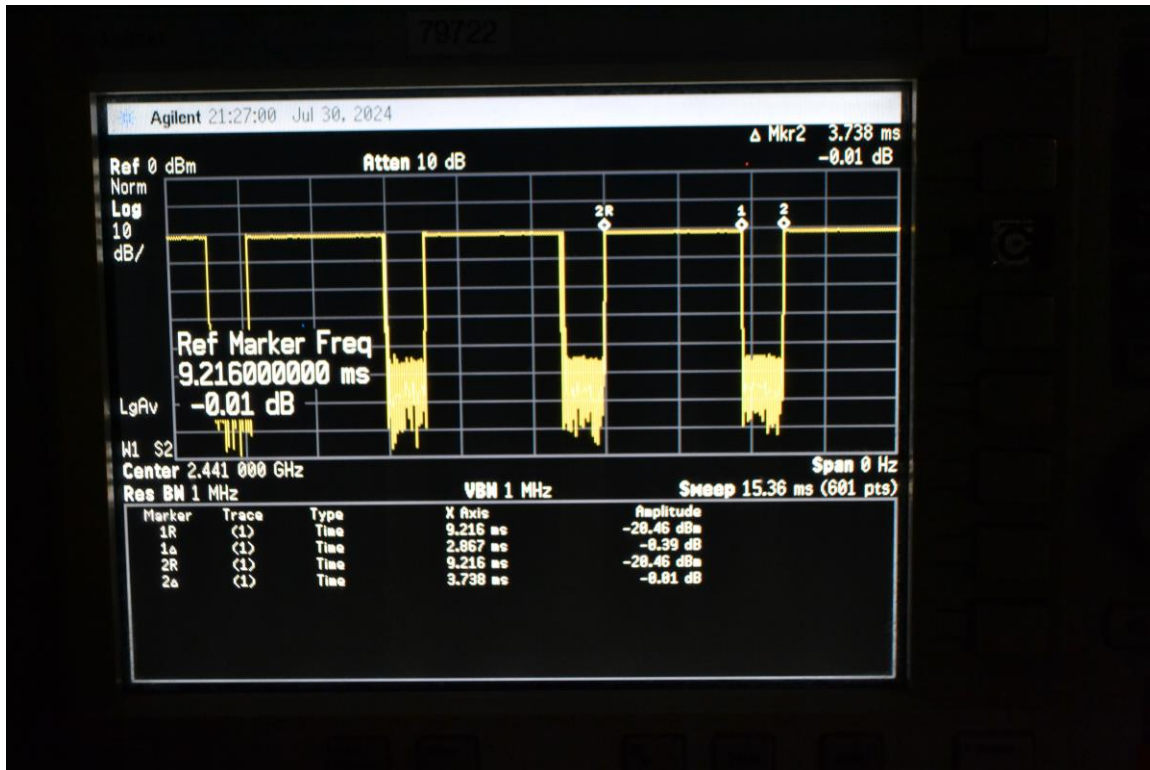
Mode	Type	T on (ms)	Period (ms)	Duty Cycle	Crest Factor (1/duty cycle)
GFSK	DH5	2.867	3.738	76.70%	1.30

Note(s):

Duty Cycle = (T on / period) * 100%

Duty Cycle plots

GFSK



9.11. NB UNII

NB UNII is in 5 GHz bands. This radio operates in the UNII-1 and UNII-3 frequency bands. Modulations include GFSK and $\pi/4$ DQPSK. Bandwidths supported are 1 MHz, 2 MHz, and 4 MHz, with 1 MHz channel separation.

Maximum Output Power for NB UNII (P_{low} , P_{mid} , P_{high} , and $P_{standalone}$)

For NB UNII, there are four use cases:

- NB UNII P_{low} is used when both Wi-Fi and WWAN antennas are active.
- NB UNII P_{mid} is used when Wi-Fi antenna is active and WWAN antenna is inactive. P_{mid} power state occurs during Wi-Fi states 1/2.
- NB UNII P_{high} is used when Wi-Fi antenna is active and WWAN antenna is inactive or with Wi-Fi inactive and WWAN antenna is active. P_{high} power state occurs during Wi-Fi states 3/5.
- NB UNII $P_{standalone}$ is used when Wi-Fi and WWAN antennas are inactive.

Band	Mode	Maximum Output Power (dBm)															
		NB UNII P_{low}				NB UNII P_{mid}				NB UNII P_{high}				NB UNII $P_{standalone}$			
		ANT5		ANT6		ANT5		ANT6		ANT5		ANT6		ANT5		ANT6	
		Mode A	Mode B	Mode A	Mode B	Mode A	Mode B	Mode A	Mode B	Mode A	Mode B	Mode A	Mode B	Mode A	Mode B	Mode A	Mode B
U-NII 1	GFSK	9.0	6.5	10.0	6.0	10.0	10.0	10.0	10.0	10.0	10.0	10.0	10.0	10.0	10.0	10.0	10.0
	HDR4	9.0	6.5	11.5	6.0	11.5	11.5	11.5	11.0	11.5	11.5	11.5	11.5	11.5	11.5	11.5	11.5
	HDR8	9.0	6.5	11.5	6.0	13.5	11.5	14.0	11.0	14.0	12.5	14.0	12.0	14.0	14.0	14.0	14.0
U-NII 3	GFSK	8.0	5.0	11.5	6.0	13.0	10.0	15.5	10.0	14.0	11.0	15.5	11.5	15.5	15.5	15.5	15.5
	HDR4	8.0	5.0	11.5	6.0	13.0	10.0	15.5	10.0	14.0	11.0	15.5	11.5	15.5	15.5	15.5	15.5
	HDR8	8.0	5.0	11.5	6.0	13.0	10.0	15.5	10.0	14.0	11.0	15.5	11.5	15.5	15.5	15.5	15.5

NB UNII Measured Results

SAR measurement is not required for the $\pi/4$ DQPSK. When the secondary mode is $\leq 1/4$ dB higher than the primary mode.

Band	Power Mode	Antenna	Mode	Ch #	Freq. (MHz)	Power Mode A (dBm)		Mode	Power Mode B (dBm)	
						Meas Pwr	Max Output Pwr		Meas Pwr	Max Output Pwr
U-NII 1	NB UNII P _{low}	ANT5	BDR	Low	5162	7.9	9.0	BDR	5.4	6.5
				Mid	5230	7.8	9.0		5.4	6.5
				High	5245	7.7	9.0		5.4	6.5
		ANT6	HDR4	Low	5162	10.5	11.5	BDR	4.9	6.0
				Mid	5230	10.5	11.5		4.7	6.0
				High	5245	10.3	11.5		4.7	6.0
	NB UNII P _{mid}	ANT5	HDR8	Low	5162	12.6	13.5	HDR4	10.3	11.5
				Mid	5230	12.3	13.5		10.5	11.5
				High	5245	12.2	13.5		10.4	11.5
		ANT6	HDR8	Low	5162	14.1	14.0	HDR4	9.9	11.0
				Mid	5230	13.7	14.0		9.9	11.0
				High	5245	13.8	14.0		9.5	11.0
	NB UNII P _{high}	ANT5	HDR8	Low	5162	14.0	14.0	HDR8	11.4	12.5
				Mid	5230	13.8	14.0		11.3	12.5
				High	5245	13.8	14.0		11.0	12.5
		ANT6	HDR8	Low	5162	14.1	14.0	HDR8	10.9	12.0
				Mid	5230	13.7	14.0		10.8	12.0
				High	5245	13.8	14.0		10.8	12.0
	NB UNII P _{standalone}	ANT5	HDR8	Low	5162	14.0	14.0	HDR8	14.0	14.0
				Mid	5230	13.8	14.0		13.8	14.0
				High	5245	13.8	14.0		13.8	14.0
		ANT6	HDR8	Low	5162	13.0	14.0	HDR8	13.0	14.0
				Mid	5230	13.0	14.0		13.0	14.0
				High	5245	13.0	14.0		13.0	14.0
U-NII 3	NB UNII P _{low}	ANT5	BDR	Low	5733	6.6	8.0	BDR	4.3	5.0
				Mid	5788	6.7	8.0		4.3	5.0
				High	5844	6.7	8.0		4.2	5.0
		ANT6	BDR	Low	5733	10.4	11.5	BDR	5.5	6.0
				Mid	5788	10.3	11.5		5.3	6.0
				High	5844	10.3	11.5		5.2	6.0
	NB UNII P _{mid}	ANT5	BDR	Low	5733	11.8	13.0	BDR	8.8	10.0
				Mid	5788	11.6	13.0		8.8	10.0
				High	5844	11.5	13.0		8.7	10.0
		ANT6	BDR	Low	5733	14.3	15.5	BDR	8.8	10.0
				Mid	5788	14.4	15.5		9.0	10.0
				High	5844	14.4	15.5		8.9	10.0
	NB UNII P _{high}	ANT5	BDR	Low	5733	12.9	14.0	BDR	9.7	11.0
				Mid	5788	12.6	14.0		9.8	11.0
				High	5844	12.5	14.0		9.6	11.0
		ANT6	BDR	Low	5733	14.3	15.5	BDR	10.4	11.5
				Mid	5788	14.4	15.5		10.3	11.5
				High	5844	14.4	15.5		10.3	11.5
	NB UNII P _{standalone}	ANT5	BDR	Low	5733	14.5	15.5	BDR	14.5	15.5
				Mid	5788	14.2	15.5		14.2	15.5
				High	5844	14.1	15.5		14.1	15.5
		ANT6	BDR	Low	5733	14.3	15.5	BDR	14.3	15.5
				Mid	5788	14.4	15.5		14.4	15.5
				High	5844	14.4	15.5		14.4	15.5

Notes:

UNII 1, ANT5 Power Mode A for P_{high} is the same as P_{standalone}
 UNII 1, ANT6 Power Mode A for P_{high} is the same as P_{standalone}
 UNII 3, ANT6 Power Mode A for P_{high}, P_{mid} is the same as P_{standalone}

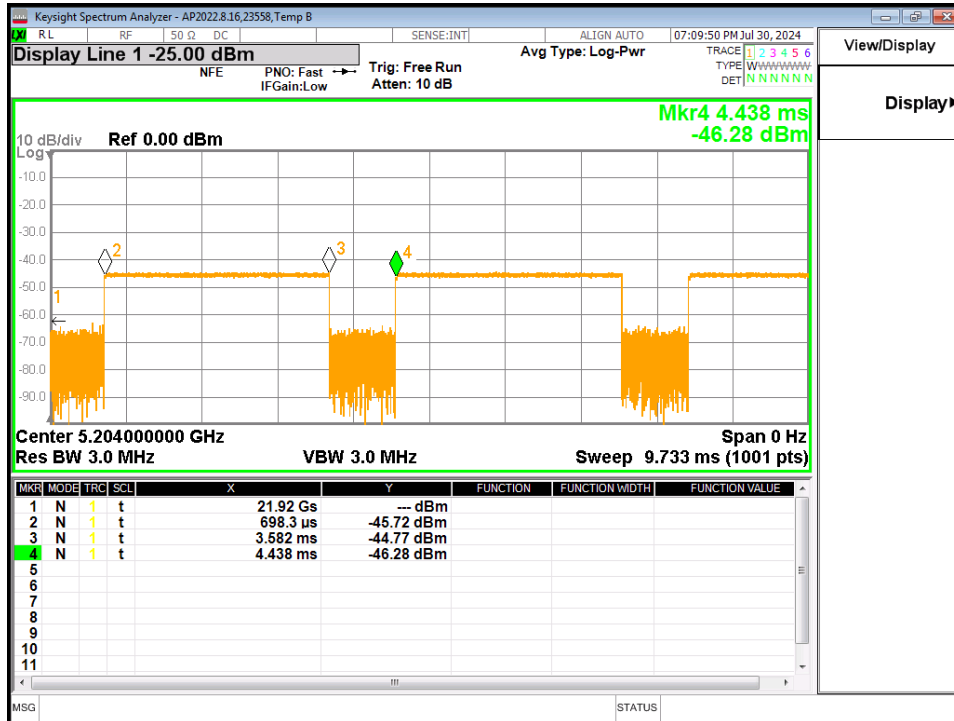
Duty Factor Measured Results

Mode	Type	T on (ms)	Period (ms)	Duty Cycle	Crest Factor (1/duty cycle)
GFSK	DH5	3.582	4.438	80.71%	1.24

Note(s):

Duty Cycle = (T on / period) * 100%

Duty Cycle plots
GFSK



9.12. MSS (Mobile Satellite Service)

This device supports Mobile Satellite Service with Tx over L-Band (1610 – 1626.5 MHz) and Rx over S-Band (2483.5 – 2500 MHz). Radio Astronomy Zone exclusion requirement is implemented by Geo-fencing in Software. Transmit frequency will be changed based on network direction when Astronomy site location is detected.

Maximum Output Power for MSS

Band	Mode	Ch #	Freq. (MHz)	ANT 1 Power Mode B (dBm)		ANT 4 Power Mode B (dBm)	
				Extremity		Extremity	
				Meas Pwr	Max Power	Meas Pwr	Max Power
MSS L-Band	1-PRB SC-FDMA	262316	1610.1	23.4	24.5	23.9	24.6
		262391	1617.6	23.5	24.5	24.0	24.6
		262466	1625.1	23.3	24.5	24.0	24.6

Note(s):

Both ANT 1 and ANT 4 were evaluated for RF Exposure. Per manufacturer, only ANT 4 will be enabled and used for MSS transmissions in production units. ANT 1 will be disabled in production units.

9.13. 802.15.4

802.15.4 in 2.4 GHz band. Modulation O-QPSK is used. 15 channels are available, each with a bandwidth of 2 MHz and a channel separation of 5 MHz, spanning from 2405 MHz to 2475 MHz. The maximum source-based duty cycle is 60%. The firmware calculates the duty cycle of the last transmission, then adjusts IFS to ensure no transmission exceeds 60% duty cycle.

Maximum Output Power for 802.15.4 (P_{low} , P_{mid} , P_{high} , and $P_{standalone}$)

For 802.15.4, there are three use cases:

- 802.15.4 P_{low} is used when both Wi-Fi and WWAN antennas are active.
- 802.15.4 P_{mid} is used when Wi-Fi antenna is active and WWAN antenna is inactive. P_{mid} power state occurs during Wi-Fi states 1/2.
- 802.15.4 P_{high} is used when Wi-Fi antenna is active and WWAN antenna is inactive or with Wi-Fi inactive and WWAN antenna is active. P_{high} power state occurs during Wi-Fi states 3/5.
- 802.15.4 $P_{standalone}$ is used when Wi-Fi and WWAN antennas are inactive.

802.15.4 Measured Results

Power Mode	Antenna	Mode	Ch #	Freq. (MHz)	Power Mode A (dBm)		Power Mode B (dBm)	
					Meas Pwr	Max Output Pwr	Meas Pwr	Max Output Pwr
802.15.4 P_{low}	ANT3	O-QPSK	Low	2405	8.8	10.0	8.8	10.0
			Mid	2440	9.1	10.0	9.1	10.0
			High	2475	9.2	10.0	9.2	10.0
	ANT4	O-QPSK	Low	2405	9.7	11.0	9.7	10.5
			Mid	2440	9.8	11.0	9.8	10.5
			High	2475	9.5	11.0	9.5	10.5
802.15.4 P_{mid}	ANT3	O-QPSK	Low	2405	15.2	16.5	14.7	16.0
			Mid	2440	15.0	16.5	14.5	16.0
			High	2475	15.1	16.5	14.5	16.0
	ANT4	O-QPSK	Low	2405	15.5	16.0	15.5	15.5
			Mid	2440	15.2	16.0	15.2	15.5
			High	2475	15.5	16.0	15.5	15.5
802.15.4 P_{high}	ANT3	O-QPSK	Low	2405	16.7	18.0	15.7	17.0
			Mid	2440	16.5	18.0	15.5	17.0
			High	2475	16.8	18.0	15.8	17.0
	ANT4	O-QPSK	Low	2405	16.0	17.0	15.5	16.5
			Mid	2440	16.0	17.0	15.2	16.5
			High	2475	16.1	17.0	15.6	16.5
802.15.4 $P_{standalone}$	ANT3	O-QPSK	Low	2405	19.5	21.0	19.5	21.0
			Mid	2440	19.4	21.0	19.4	21.0
			High	2475	19.8	21.0	19.8	21.0
	ANT4	O-QPSK	Low	2405	19.0	21.0	19.0	21.0
			Mid	2440	19.0	21.0	19.0	21.0
			High	2475	19.2	21.0	19.2	21.0

Duty Factor Measured Results

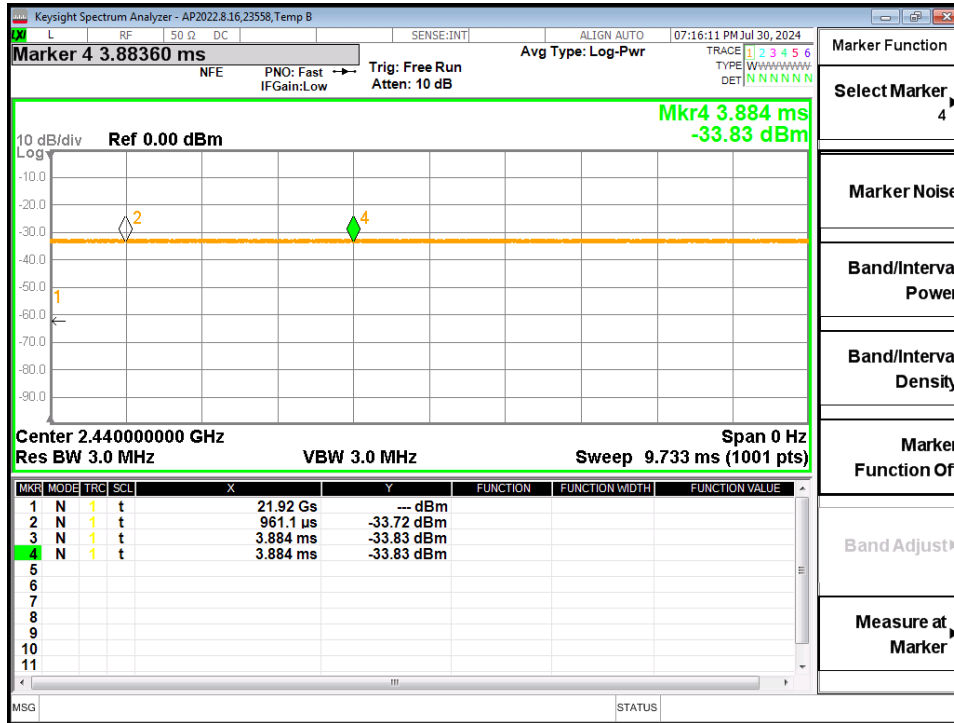
Modulation	T on (ms)	Period (ms)	Duty Cycle	Crest Factor (1/duty cycle)
O-QPSK	3.884	3.884	100.00%	1.00

Note(s):

Duty Cycle = (T on / period) * 100%

Duty Cycle plots

O-QPSK



9.14. 802.15.4ab NB

802.15.4ab - NB in UNII-3 band. Modulation O-QPSK is used. 48 channels are available, each with a bandwidth of 2.5 MHz and a channel separation of 2.5 MHz, spanning from 5728.75 MHz to 5846.25 MHz. The maximum source-based duty cycle is 8.9%, which occurs during 1000 kbps connection, with 12 parallel connections.

802.15.4ab NB Measured Results

Band	Antenna	Mode	Ch #	Freq. (MHz)	Power Mode A (dBm)		Power Mode B (dBm)	
					Meas Pwr	Max Output Pwr	Meas Pwr	Max Output Pwr
802.15.4ab NB	ANT5	BPSK, O-QPSK	1	5728.75	15.98	17.00	12.86	14.00
			18	5786.25	15.79	17.00	12.67	14.00
			30	5846.25	15.66	17.00	12.54	14.00
802.15.4ab NB	ANT6	BPSK, O-QPSK	1	5728.75	18.13	19.00	13.25	14.25
			18	5786.25	18.18	19.00	12.95	14.25
			30	5846.25	18.19	19.00	12.97	14.25

Duty Factor Measured Results

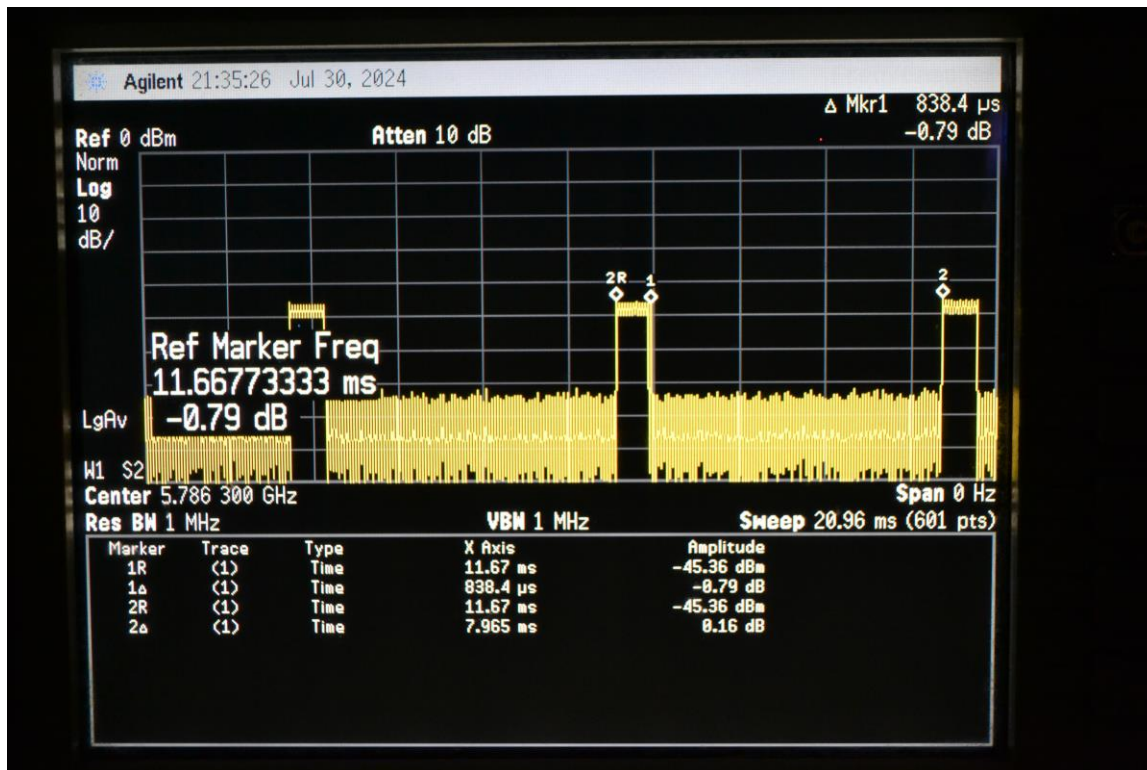
Modulation	Type	T on (ms)	Period (ms)	Duty Cycle	Crest Factor (1/duty cycle)
O-QPSK	Mixed mode	0.8384	7.965	10.53%	9.50

Note(s):

Duty Cycle = (T on / period) * 100%

Duty Cycle plots

O-QPSK



10. Measured and Reported (Scaled) SAR Results

SAR Test Reduction criteria are as follows:

- Reported SAR(W/kg) for WWAN and Bluetooth = Measured SAR *Maximum Output Power Scaling Factor
- Reported SAR(W/kg) for Wi-Fi = Measured SAR * Maximum Output Power scaling factor * Duty Cycle scaling factor
- Duty Cycle scaling factor = 1 / Duty cycle (%)

KDB 447498 D01 General RF Exposure Guidance:

Testing of other required channels within the operating mode of a frequency band is not required when the reported 1-g or 10-g SAR for the mid-band or highest output power channel is:

- ≤ 0.8 W/kg or 2.0 W/kg, for 1-g or 10-g respectively, when the transmission band is ≤ 100 MHz
- ≤ 0.6 W/kg or 1.5 W/kg, for 1-g or 10-g respectively, when the transmission band is between 100 MHz and 200 MHz
- ≤ 0.4 W/kg or 1.0 W/kg, for 1-g or 10-g respectively, when the transmission band is ≥ 200 MHz

KDB 648474 D04 Handset SAR:

With headset attached, when the reported SAR for body-worn accessory, measured without a headset connected to the handset, is > 1.2 W/kg, the highest reported SAR configuration for that wireless mode and frequency band should be repeated for that body-worn accessory with a headset attached to the handset.

KDB 648474 D04 Handset SAR (Phablet Only):

For smart phones, with a display diagonal dimension > 15.0 cm or an overall diagonal dimension > 16.0 cm.

When hotspot mode does not apply, 10-g Extremity SAR is required for all surfaces and edges with an antenna located at ≤ 25 mm from that surface or edge in direct contact with a flat phantom, to address interactive hand use exposure conditions. When hotspot mode applies, 10-g extremity SAR is required only for the surfaces and edges with hotspot mode 1-g reported SAR > 1.2 W/kg; however, when power reduction applies to hotspot mode the measured SAR must be scaled to the maximum output power, including tolerance, allowed for phablet modes to compare with the 1.2 W/kg SAR test reduction threshold.

10-g Extremity SAR testing is not required since all 1-g reported SAR < 1.2 W/kg for hotspot mode.

KDB 941225 D01 SAR test for 3G devices:

When the maximum output power and tune-up tolerance specified for production units in a secondary mode is $\leq \frac{1}{4}$ dB higher than the primary mode or when the highest reported SAR of the primary mode is scaled by the ratio of specified maximum output power and tune-up tolerance of secondary to primary mode and the adjusted SAR is ≤ 1.2 W/kg, SAR measurement is not required for the secondary mode.

KDB 941225 D05 SAR for LTE Devices:

SAR test reduction is applied using the following criteria:

- Start with the largest channel bandwidth and measure SAR for QPSK with 1 RB, and 50% RB allocation, using the RB offset and required test channel combination with the highest maximum output power among RB offsets at the upper edge, middle and lower edge of each required test channel.
- When the reported SAR is > 0.8 W/kg, testing for other Channels is performed at the highest output power level for 1RB, and 50% RB configuration for that channel.
- Testing for 100% RB configuration is performed at the highest output power level for 100% RB configuration across the Low, Mid and High Channel when the highest reported SAR for 1 RB and 50% RB are > 0.8 W/kg. Testing for the remaining required channels is not needed because the reported SAR for 100% RB Allocation < 1.45 W/kg.
- Testing for 16-QAM modulation is not required because the reported SAR for QPSK is < 1.45 W/Kg and its output power is not more than 0.5 dB higher than that of QPSK.
- Testing for the other channel bandwidths is not required because the reported SAR for the highest channel bandwidth is < 1.45 W/Kg and its output power is not more than 0.5 dB higher than that of the highest channel bandwidth.
- For LTE bands that do not support at least three non-overlapping channels in certain channel bandwidths, test the available non-overlapping channels instead. When a device supports overlapping channel assignment in a channel bandwidth configuration, the middle channel of the group of overlapping channels should be selected for testing; therefore, the requirement for H, M and L channels may not fully apply.

KDB 248227 D01 SAR meas for 802.11:

SAR test reduction for 802.11 Wi-Fi transmission mode configurations are considered separately for DSSS and OFDM. An initial test position is determined to reduce the number of tests required for certain exposure configurations with multiple test positions. An initial test configuration is determined for each frequency band and aggregated band according to maximum output power, channel bandwidth, wireless mode configurations and other operating parameters to streamline the measurement requirements. For 2.4 GHz DSSS, either the initial test position or DSSS procedure is applied to reduce the number of SAR tests; these are mutually exclusive. For OFDM, an initial test position is only applicable to next to the ear, UMPC mini-tablet and hotspot mode configurations, which is tested using the initial test configuration to facilitate test reduction. For other exposure conditions with a fixed test position, SAR test reduction is determined using only the initial test configuration.

The multiple test positions require SAR measurements in head, hotspot mode or UMPC mini-tablet configurations may be reduced according to the highest reported SAR determined using the initial test position(s) by applying the DSSS or OFDM SAR measurement procedures in the required wireless mode test configuration(s). The initial test position(s) is measured using the highest measured maximum output power channel in the required wireless mode test configuration(s). When the reported SAR for the initial test position is:

- ≤ 0.4 W/kg, further SAR measurement is not required for the other test positions in that exposure configuration and wireless mode combination within the frequency band or aggregated band. DSSS and OFDM configurations are considered separately according to the required SAR procedures.
- > 0.4 W/kg, SAR is repeated using the same wireless mode test configuration tested in the initial test position to measure the subsequent next closet/smallest test separation distance and maximum coupling test position, on the highest maximum output power channel, until the reported SAR is ≤ 0.8 W/kg or all required test positions are tested.
 - For subsequent test positions with equivalent test separation distance or when exposure is dominated by coupling conditions, the position for maximum coupling condition should be tested.
 - When it is unclear, all equivalent conditions must be tested.
- For all positions/configurations tested using the initial test position and subsequent test positions, when the reported SAR is > 0.8 W/kg, measure the SAR for these positions/configurations on the subsequent next highest measured output power channel(s) until the reported SAR is ≤ 1.2 W/kg or all required test channels are considered.
 - The additional power measurements required for this step should be limited to those necessary for identifying subsequent highest output power channels to apply the test reduction.
- When the specified maximum output power is the same for both UNII 1 and UNII 2A, begin SAR measurements in UNII 2A with the channel with the highest measured output power. If the reported SAR for UNII 2A is ≤ 1.2 W/kg, SAR is not required for UNII 1; otherwise treat the remaining bands separately and test them independently for SAR.
- When the specified maximum output power is different between UNII 1 and UNII 2A, begin SAR with the band that has the higher specified maximum output. If the highest reported SAR for the band with the highest specified power is ≤ 1.2 W/kg, testing for the band with the lower specified output power is not required; otherwise test the remaining bands independently for SAR.

To determine the initial test position, Area Scans were performed to determine the position with the *Maximum Value of SAR (measured)*. The position that produced the highest *Maximum Value of SAR* is considered the worst-case position; thus used as the initial test position.

10.1. GSM850

Antenna(s)	RF Exposure Condition	Mode(s)	Power Mode(s)	Dist. (mm)	Test Position(s)	Channel	Freq. (MHz)	Max Output Pwr (dBm)	Meas. (dBm)	1-g Meas. (W/kg)	1-g Scaled (W/kg)	10-g Meas. (W/kg)	10-g Scaled (W/kg)	Plot No.
ANT 1	Head	GPRS 2 Slots	Mode A	0	Left Cheek	190	836.6	32.5	31.3	0.040	0.053	0.030	0.040	
ANT 1	Head	GPRS 2 Slots	Mode A	0	Left Tilt	190	836.6	32.5	31.3	0.035	0.046	0.026	0.034	
ANT 1	Head	GPRS 2 Slots	Mode A	0	Right Cheek	190	836.6	32.5	31.3	0.038	0.050	0.029	0.038	
ANT 1	Head	GPRS 2 Slots	Mode A	0	Right Tilt	190	836.6	32.5	31.3	0.000	0.000	0.000	0.000	
ANT 1	Body & Hotspot	GPRS 2 Slots	Mode B	5	Back	190	836.6	28.9	27.8	0.549	0.707	0.296	0.381	1
ANT 1	Body & Hotspot	GPRS 2 Slots	Mode B	5	Front	190	836.6	28.9	27.8	0.418	0.538	0.225	0.290	
ANT 1	Hotspot	GPRS 2 Slots	Mode B	5	Edge Right	190	836.6	28.9	27.8	0.190	0.245	0.124	0.160	
ANT 1	Hotspot	GPRS 2 Slots	Mode B	5	Edge Bottom	190	836.6	28.9	27.8	0.449	0.578	0.209	0.269	
ANT 1	Hotspot	GPRS 2 Slots	Mode B	5	Edge Left	190	836.6	28.9	27.8	0.033	0.043	0.021	0.027	
Antenna(s)	RF Exposure Condition	Mode(s)	Power Mode(s)	Dist. (mm)	Test Position(s)	Channel	Freq. (MHz)	Max Output Pwr (dBm)	Meas. (dBm)	1-g Meas. (W/kg)	1-g Scaled (W/kg)	10-g Meas. (W/kg)	10-g Scaled (W/kg)	Plot No.
ANT 2	Head	GPRS 2 Slots	Mode A	0	Left Cheek	190	836.6	29.9	28.3	0.404	0.584	0.250	0.361	
ANT 2	Head	GPRS 2 Slots	Mode A	0	Left Tilt	190	836.6	29.9	28.3	0.274	0.396	0.155	0.224	
ANT 2	Head	GPRS 2 Slots	Mode A	0	Right Cheek	128	824.4	29.9	28.5	0.545	0.752	0.325	0.449	
ANT 2	Head	GPRS 2 Slots	Mode A	0	Right Cheek	190	836.6	29.9	28.3	0.583	0.843	0.339	0.490	2
ANT 2	Head	GPRS 2 Slots	Mode A	0	Right Cheek	251	848.8	29.9	28.6	0.567	0.765	0.342	0.461	
ANT 2	Head	GPRS 2 Slots	Mode A	0	Right Tilt	190	836.6	29.9	28.3	0.346	0.500	0.180	0.260	
ANT 2	Body & Hotspot	GPRS 2 Slots	Mode B	5	Back	190	836.6	31.5	30.1	0.378	0.522	0.238	0.329	
ANT 2	Body & Hotspot	GPRS 2 Slots	Mode B	5	Front	190	836.6	31.5	30.1	0.184	0.254	0.114	0.157	
ANT 2	Hotspot	GPRS 2 Slots	Mode B	5	Edge Top	190	836.6	31.5	30.1	0.148	0.204	0.080	0.110	
ANT 2	Hotspot	GPRS 2 Slots	Mode B	5	Edge Right	190	836.6	31.5	30.1	0.090	0.124	0.057	0.079	
ANT 2	Hotspot	GPRS 2 Slots	Mode B	5	Edge Left	190	836.6	31.5	30.1	0.288	0.398	0.186	0.257	

10.2. GSM1900

Antenna(s)	RF Exposure Condition	Mode(s)	Power Mode(s)	Dist. (mm)	Test Position(s)	Channel	Freq. (MHz)	Max Output Pwr (dBm)	Meas. (dBm)	1-g Meas. (W/kg)	1-g Scaled (W/kg)	10-g Meas. (W/kg)	10-g Scaled (W/kg)	Plot No.
ANT 1	Head	GPRS 2 Slots	Mode A	0	Left Cheek	661	1880	29.0	28.1	0.054	0.066	0.036	0.044	
ANT 1	Head	GPRS 2 Slots	Mode A	0	Left Tilt	661	1880	29.0	28.1	0.051	0.063	0.032	0.039	
ANT 1	Head	GPRS 2 Slots	Mode A	0	Right Cheek	661	1880	29.0	28.1	0.081	0.100	0.056	0.069	
ANT 1	Head	GPRS 2 Slots	Mode A	0	Right Tilt	661	1880	29.0	28.1	0.043	0.053	0.030	0.037	
ANT 1	Body & Hotspot	GPRS 2 Slots	Mode B	5	Back	661	1880	28.0	27.1	0.445	0.547	0.229	0.282	
ANT 1	Body & Hotspot	GPRS 2 Slots	Mode B	5	Front	661	1880	28.0	27.1	0.309	0.380	0.170	0.209	
ANT 1	Hotspot	GPRS 2 Slots	Mode B	5	Edge Right	512	1850.2	28.0	26.9	0.539	0.694	0.259	0.334	
ANT 1	Hotspot	GPRS 2 Slots	Mode B	5	Edge Right	661	1880	28.0	27.1	0.663	0.816	0.316	0.389	
ANT 1	Hotspot	GPRS 2 Slots	Mode B	5	Edge Right	810	1909.8	28.0	27.2	0.681	0.819	0.328	0.394	
ANT 1	Hotspot	GPRS 2 Slots	Mode B	5	Edge Bottom	661	1880	28.0	27.1	0.331	0.407	0.143	0.176	
ANT 1	Hotspot	GPRS 2 Slots	Mode B	5	Edge Left	661	1880	28.0	27.1	0.015	0.018	0.008	0.010	
Antenna(s)	RF Exposure Condition	Mode(s)	Power Mode(s)	Dist. (mm)	Test Position(s)	Channel	Freq. (MHz)	Max Output Pwr (dBm)	Meas. (dBm)	1-g Meas. (W/kg)	1-g Scaled (W/kg)	10-g Meas. (W/kg)	10-g Scaled (W/kg)	Plot No.
ANT 2	Head	GPRS 2 Slots	Mode A	0	Left Cheek	661	1880	24.2	22.6	0.159	0.230	0.086	0.124	
ANT 2	Head	GPRS 2 Slots	Mode A	0	Left Tilt	661	1880	24.2	22.6	0.170	0.246	0.084	0.121	
ANT 2	Head	GPRS 2 Slots	Mode A	0	Right Cheek	661	1880	24.2	22.6	0.274	0.396	0.152	0.220	
ANT 2	Head	GPRS 2 Slots	Mode A	0	Right Tilt	661	1880	24.2	22.6	0.285	0.412	0.142	0.205	
ANT 2	Body & Hotspot	GPRS 2 Slots	Mode B	5	Back	661	1880	25.8	24.5	0.426	0.575	0.208	0.281	
ANT 2	Body & Hotspot	GPRS 2 Slots	Mode B	5	Front	661	1880	25.8	24.5	0.265	0.357	0.136	0.183	
ANT 2	Hotspot	GPRS 2 Slots	Mode B	5	Edge Top	661	1880	25.8	24.5	0.536	0.723	0.250	0.337	
ANT 2	Hotspot	GPRS 2 Slots	Mode B	5	Edge Right	661	1880	25.8	24.5	0.003	0.004	0.001	0.001	
ANT 2	Hotspot	GPRS 2 Slots	Mode B	5	Edge Left	661	1880	25.8	24.5	0.220	0.297	0.108	0.146	
Antenna(s)	RF Exposure Condition	Mode(s)	Power Mode(s)	Dist. (mm)	Test Position(s)	Channel	Freq. (MHz)	Max Output Pwr (dBm)	Meas. (dBm)	1-g Meas. (W/kg)	1-g Scaled (W/kg)	10-g Meas. (W/kg)	10-g Scaled (W/kg)	Plot No.
ANT 3	Head	GPRS 2 Slots	Mode A	0	Left Cheek	661	1880	29.1	27.9	0.104	0.137	0.064	0.084	
ANT 3	Head	GPRS 2 Slots	Mode A	0	Left Tilt	661	1880	29.1	27.9	0.063	0.083	0.040	0.053	
ANT 3	Head	GPRS 2 Slots	Mode A	0	Right Cheek	661	1880	29.1	27.9	0.117	0.154	0.074	0.098	
ANT 3	Head	GPRS 2 Slots	Mode A	0	Right Tilt	661	1880	29.1	27.9	0.090	0.119	0.055	0.073	
ANT 3	Body & Hotspot	GPRS 2 Slots	Mode B	5	Back	661	1880	27.7	26.3	0.460	0.635	0.255	0.352	
ANT 3	Body & Hotspot	GPRS 2 Slots	Mode B	5	Front	661	1880	27.7	26.3	0.259	0.358	0.153	0.211	
ANT 3	Hotspot	GPRS 2 Slots	Mode B	5	Edge Bottom	661	1880	27.7	26.3	0.213	0.294	0.096	0.133	
ANT 3	Hotspot	GPRS 2 Slots	Mode B	5	Edge Left	661	1880	27.7	26.3	0.469	0.647	0.236	0.326	
Antenna(s)	RF Exposure Condition	Mode(s)	Power Mode(s)	Dist. (mm)	Test Position(s)	Channel	Freq. (MHz)	Max Output Pwr (dBm)	Meas. (dBm)	1-g Meas. (W/kg)	1-g Scaled (W/kg)	10-g Meas. (W/kg)	10-g Scaled (W/kg)	Plot No.
ANT 4	Head	GPRS 2 Slots	Mode A	0	Left Cheek	661	1880	26.0	24.7	0.543	0.732	0.293	0.395	3
ANT 4	Head	GPRS 2 Slots	Mode A	0	Left Tilt	661	1880	26.0	24.7	0.386	0.521	0.195	0.263	
ANT 4	Head	GPRS 2 Slots	Mode A	0	Right Cheek	661	1880	26.0	24.7	0.141	0.190	0.089	0.120	
ANT 4	Head	GPRS 2 Slots	Mode A	0	Right Tilt	661	1880	26.0	24.7	0.118	0.159	0.068	0.092	
ANT 4	Body & Hotspot	GPRS 2 Slots	Mode B	5	Back	512	1850.2	26.0	24.4	0.555	0.802	0.295	0.426	
ANT 4	Body & Hotspot	GPRS 2 Slots	Mode B	5	Back	661	1880	26.0	24.7	0.681	0.919	0.366	0.494	
ANT 4	Body & Hotspot	GPRS 2 Slots	Mode B	5	Back	810	1909.8	26.0	24.9	0.754	0.971	0.406	0.523	4
ANT 4	Body & Hotspot	GPRS 2 Slots	Mode B	5	Front	661	1880	26.0	24.7	0.219	0.295	0.121	0.163	
ANT 4	Hotspot	GPRS 2 Slots	Mode B	5	Edge Top	661	1880	26.0	24.7	0.139	0.188	0.060	0.081	
ANT 4	Hotspot	GPRS 2 Slots	Mode B	5	Edge Right	661	1880	26.0	24.7	0.524	0.707	0.258	0.348	

10.3. W-CDMA Band II

Antenna(s)	RF Exposure Condition	Mode(s)	Power Mode(s)	Dist. (mm)	Test Position(s)	Channel	Freq. (MHz)	Max Output Pwr (dBm)	Meas. (dBm)	1-g Meas. (W/kg)	1-g Scaled (W/kg)	10-g Meas. (W/kg)	10-g Scaled (W/kg)	Plot No.
ANT 1	Head	Rel. 99	Mode A	0	Left Cheek	9400	1880	22.7	21.9	0.080	0.096	0.051	0.061	
ANT 1	Head	Rel. 99	Mode A	0	Left Tilt	9400	1880	22.7	21.9	0.058	0.070	0.035	0.042	
ANT 1	Head	Rel. 99	Mode A	0	Right Cheek	9400	1880	22.7	21.9	0.132	0.159	0.082	0.099	
ANT 1	Head	Rel. 99	Mode A	0	Right Tilt	9400	1880	22.7	21.9	0.050	0.060	0.030	0.036	
ANT 1	Body & Hotspot	Rel. 99	Mode B	5	Back	9400	1880	22.0	20.9	0.564	0.727	0.291	0.375	
ANT 1	Body & Hotspot	Rel. 99	Mode B	5	Front	9400	1880	22.0	20.9	0.401	0.517	0.220	0.283	
ANT 1	Hotspot	Rel. 99	Mode B	5	Edge Right	9262	1852.4	22.0	20.9	0.667	0.859	0.323	0.416	
ANT 1	Hotspot	Rel. 99	Mode B	5	Edge Right	9400	1880	22.0	20.9	0.708	0.912	0.343	0.442	
ANT 1	Hotspot	Rel. 99	Mode B	5	Edge Right	9538	1907.6	22.0	21.0	0.707	0.890	0.345	0.434	
ANT 1	Hotspot	Rel. 99	Mode B	5	Edge Bottom	9400	1880	22.0	20.9	0.404	0.520	0.173	0.223	
ANT 1	Hotspot	Rel. 99	Mode B	5	Edge Left	9400	1880	22.0	20.9	0.021	0.027	0.012	0.015	
Antenna(s)	RF Exposure Condition	Mode(s)	Power Mode(s)	Dist. (mm)	Test Position(s)	Channel	Freq. (MHz)	Max Output Pwr (dBm)	Meas. (dBm)	1-g Meas. (W/kg)	1-g Scaled (W/kg)	10-g Meas. (W/kg)	10-g Scaled (W/kg)	Plot No.
ANT 2	Head	Rel. 99	Mode A	0	Left Cheek	9400	1880	18.2	17.1	0.166	0.214	0.096	0.124	
ANT 2	Head	Rel. 99	Mode A	0	Left Tilt	9400	1880	18.2	17.1	0.197	0.254	0.099	0.128	
ANT 2	Head	Rel. 99	Mode A	0	Right Cheek	9400	1880	18.2	17.1	0.325	0.419	0.181	0.233	
ANT 2	Head	Rel. 99	Mode A	0	Right Tilt	9400	1880	18.2	17.1	0.346	0.446	0.172	0.222	
ANT 2	Body & Hotspot	Rel. 99	Mode B	5	Back	9400	1880	19.8	18.7	0.544	0.701	0.260	0.335	
ANT 2	Body & Hotspot	Rel. 99	Mode B	5	Front	9400	1880	19.8	18.7	0.295	0.380	0.156	0.201	
ANT 2	Hotspot	Rel. 99	Mode B	5	Edge Top	9262	1852.4	19.8	18.7	0.712	0.917	0.331	0.426	
ANT 2	Hotspot	Rel. 99	Mode B	5	Edge Top	9400	1880	19.8	18.7	0.654	0.843	0.309	0.398	
ANT 2	Hotspot	Rel. 99	Mode B	5	Edge Top	9538	1907.6	19.8	18.7	0.556	0.716	0.267	0.344	
ANT 2	Hotspot	Rel. 99	Mode B	5	Edge Right	9400	1880	19.8	18.7	0.009	0.012	0.004	0.005	
ANT 2	Hotspot	Rel. 99	Mode B	5	Edge Left	9400	1880	19.8	18.7	0.315	0.406	0.158	0.204	
Antenna(s)	RF Exposure Condition	Mode(s)	Power Mode(s)	Dist. (mm)	Test Position(s)	Channel	Freq. (MHz)	Max Output Pwr (dBm)	Meas. (dBm)	1-g Meas. (W/kg)	1-g Scaled (W/kg)	10-g Meas. (W/kg)	10-g Scaled (W/kg)	Plot No.
ANT 3	Head	Rel. 99	Mode A	0	Left Cheek	9400	1880	23.1	22.1	0.241	0.303	0.152	0.191	
ANT 3	Head	Rel. 99	Mode A	0	Left Tilt	9400	1880	23.1	22.1	0.086	0.108	0.055	0.069	
ANT 3	Head	Rel. 99	Mode A	0	Right Cheek	9400	1880	23.1	22.1	0.151	0.190	0.098	0.123	
ANT 3	Head	Rel. 99	Mode A	0	Right Tilt	9400	1880	23.1	22.1	0.108	0.136	0.067	0.084	
ANT 3	Body & Hotspot	Rel. 99	Mode B	5	Back	9400	1880	21.7	20.7	0.621	0.782	0.345	0.434	
ANT 3	Body & Hotspot	Rel. 99	Mode B	5	Front	9400	1880	21.7	20.7	0.404	0.509	0.240	0.302	
ANT 3	Hotspot	Rel. 99	Mode B	5	Edge Bottom	9400	1880	21.7	20.7	0.345	0.434	0.156	0.196	
ANT 3	Hotspot	Rel. 99	Mode B	5	Edge Left	9262	1852.4	21.7	20.6	0.639	0.823	0.325	0.419	
ANT 3	Hotspot	Rel. 99	Mode B	5	Edge Left	9400	1880	21.7	20.7	0.728	0.916	0.367	0.462	
ANT 3	Hotspot	Rel. 99	Mode B	5	Edge Left	9538	1907.6	21.7	20.8	0.630	0.775	0.329	0.405	
Antenna(s)	RF Exposure Condition	Mode(s)	Power Mode(s)	Dist. (mm)	Test Position(s)	Channel	Freq. (MHz)	Max Output Pwr (dBm)	Meas. (dBm)	1-g Meas. (W/kg)	1-g Scaled (W/kg)	10-g Meas. (W/kg)	10-g Scaled (W/kg)	Plot No.
ANT 4	Head	Rel. 99	Mode A	0	Left Cheek	9400	1880	20.0	19.0	0.525	0.661	0.292	0.368	5
ANT 4	Head	Rel. 99	Mode A	0	Left Tilt	9400	1880	20.0	19.0	0.412	0.519	0.211	0.266	
ANT 4	Head	Rel. 99	Mode A	0	Right Cheek	9400	1880	20.0	19.0	0.191	0.240	0.117	0.147	
ANT 4	Head	Rel. 99	Mode A	0	Right Tilt	9400	1880	20.0	19.0	0.166	0.209	0.093	0.117	
ANT 4	Body & Hotspot	Rel. 99	Mode B	5	Back	9262	1852.4	19.8	19.0	0.690	0.830	0.380	0.457	
ANT 4	Body & Hotspot	Rel. 99	Mode B	5	Back	9400	1880	19.8	19.0	0.814	0.979	0.420	0.505	
ANT 4	Body & Hotspot	Rel. 99	Mode B	5	Back	9538	1907.6	19.8	19.1	0.835	0.981	0.459	0.539	6
ANT 4	Body & Hotspot	Rel. 99	Mode B	5	Front	9400	1880	19.8	19.0	0.272	0.327	0.150	0.180	
ANT 4	Hotspot	Rel. 99	Mode B	5	Edge Top	9400	1880	19.8	19.0	0.165	0.198	0.073	0.088	
ANT 4	Hotspot	Rel. 99	Mode B	5	Edge Right	9400	1880	19.8	19.0	0.615	0.739	0.308	0.370	

10.4. W-CDMA Band IV

Antenna(s)	RF Exposure Condition	Mode(s)	Power Mode(s)	Dist. (mm)	Test Position(s)	Channel	Freq. (MHz)	Max Output Pwr (dBm)	Meas. (dBm)	1-g Meas. (W/kg)	1-g Scaled (W/kg)	10-g Meas. (W/kg)	10-g Scaled (W/kg)	Plot No.
ANT 1	Head	Rel. 99	Mode A	0	Left Cheek	1413	1732.6	23.7	22.6	0.104	0.134	0.069	0.089	
ANT 1	Head	Rel. 99	Mode A	0	Left Tilt	1413	1732.6	23.7	22.6	0.073	0.094	0.047	0.061	
ANT 1	Head	Rel. 99	Mode A	0	Right Cheek	1413	1732.6	23.7	22.6	0.200	0.258	0.129	0.166	
ANT 1	Head	Rel. 99	Mode A	0	Right Tilt	1413	1732.6	23.7	22.6	0.075	0.097	0.049	0.063	
ANT 1	Body & Hotspot	Rel. 99	Mode B	5	Back	1413	1732.6	20.8	19.7	0.604	0.778	0.313	0.403	7
ANT 1	Body & Hotspot	Rel. 99	Mode B	5	Front	1413	1732.6	20.8	19.7	0.455	0.586	0.233	0.300	
ANT 1	Hotspot	Rel. 99	Mode B	5	Edge Right	1413	1732.6	20.8	19.7	0.595	0.767	0.288	0.371	
ANT 1	Hotspot	Rel. 99	Mode B	5	Edge Bottom	1312	1712.4	20.8	19.9	0.803	0.988	0.357	0.439	8
ANT 1	Hotspot	Rel. 99	Mode B	5	Edge Bottom	1413	1732.6	20.8	19.7	0.688	0.886	0.299	0.385	
ANT 1	Hotspot	Rel. 99	Mode B	5	Edge Bottom	1513	1752.6	20.8	19.9	0.559	0.688	0.237	0.292	
ANT 1	Hotspot	Rel. 99	Mode B	5	Edge Left	1413	1732.6	20.8	19.7	0.035	0.045	0.019	0.024	
Antenna(s)	RF Exposure Condition	Mode(s)	Power Mode(s)	Dist. (mm)	Test Position(s)	Channel	Freq. (MHz)	Max Output Pwr (dBm)	Meas. (dBm)	1-g Meas. (W/kg)	1-g Scaled (W/kg)	10-g Meas. (W/kg)	10-g Scaled (W/kg)	Plot No.
ANT 2	Head	Rel. 99	Mode A	0	Left Cheek	1413	1732.6	19.1	18.6	0.545	0.612	0.261	0.293	
ANT 2	Head	Rel. 99	Mode A	0	Left Tilt	1413	1732.6	19.1	18.6	0.759	0.852	0.347	0.389	
ANT 2	Head	Rel. 99	Mode A	0	Right Cheek	1312	1712.4	19.1	18.6	0.742	0.833	0.349	0.392	
ANT 2	Head	Rel. 99	Mode A	0	Right Cheek	1413	1732.6	19.1	18.6	0.771	0.865	0.368	0.413	
ANT 2	Head	Rel. 99	Mode A	0	Right Cheek	1513	1752.6	19.1	18.6	0.722	0.810	0.349	0.392	
ANT 2	Head	Rel. 99	Mode A	0	Right Tilt	1312	1712.4	19.1	18.6	0.814	0.913	0.376	0.422	9
ANT 2	Head	Rel. 99	Mode A	0	Right Tilt	1413	1732.6	19.1	18.6	0.802	0.900	0.375	0.421	
ANT 2	Head	Rel. 99	Mode A	0	Right Tilt	1513	1752.6	19.1	18.6	0.776	0.871	0.362	0.406	
ANT 2	Body & Hotspot	Rel. 99	Mode B	5	Back	1413	1732.6	17.5	17.1	0.528	0.579	0.265	0.291	
ANT 2	Body & Hotspot	Rel. 99	Mode B	5	Front	1413	1732.6	17.5	17.1	0.436	0.478	0.206	0.226	
ANT 2	Hotspot	Rel. 99	Mode B	5	Edge Top	1312	1712.4	17.5	17.1	0.778	0.853	0.354	0.388	
ANT 2	Hotspot	Rel. 99	Mode B	5	Edge Top	1413	1732.6	17.5	17.1	0.796	0.873	0.364	0.399	
ANT 2	Hotspot	Rel. 99	Mode B	5	Edge Top	1513	1752.6	17.5	17.1	0.764	0.838	0.348	0.382	
ANT 2	Hotspot	Rel. 99	Mode B	5	Edge Right	1413	1732.6	17.5	17.1	0.008	0.009	0.004	0.004	
ANT 2	Hotspot	Rel. 99	Mode B	5	Edge Left	1413	1732.6	17.5	17.1	0.086	0.094	0.043	0.047	
Antenna(s)	RF Exposure Condition	Mode(s)	Power Mode(s)	Dist. (mm)	Test Position(s)	Channel	Freq. (MHz)	Max Output Pwr (dBm)	Meas. (dBm)	1-g Meas. (W/kg)	1-g Scaled (W/kg)	10-g Meas. (W/kg)	10-g Scaled (W/kg)	Plot No.
ANT 3	Head	Rel. 99	Mode A	0	Left Cheek	1413	1732.6	22.2	21.1	0.129	0.166	0.082	0.106	
ANT 3	Head	Rel. 99	Mode A	0	Left Tilt	1413	1732.6	22.2	21.1	0.067	0.086	0.041	0.053	
ANT 3	Head	Rel. 99	Mode A	0	Right Cheek	1413	1732.6	22.2	21.1	0.066	0.085	0.043	0.055	
ANT 3	Head	Rel. 99	Mode A	0	Right Tilt	1413	1732.6	22.2	21.1	0.057	0.073	0.036	0.046	
ANT 3	Body & Hotspot	Rel. 99	Mode B	5	Back	1413	1732.6	20.5	19.4	0.448	0.577	0.262	0.338	
ANT 3	Body & Hotspot	Rel. 99	Mode B	5	Front	1413	1732.6	20.5	19.4	0.330	0.425	0.189	0.243	
ANT 3	Hotspot	Rel. 99	Mode B	5	Edge Bottom	1413	1732.6	20.5	19.4	0.264	0.340	0.135	0.174	
ANT 3	Hotspot	Rel. 99	Mode B	5	Edge Left	1413	1732.6	20.5	19.4	0.478	0.616	0.249	0.321	
Antenna(s)	RF Exposure Condition	Mode(s)	Power Mode(s)	Dist. (mm)	Test Position(s)	Channel	Freq. (MHz)	Max Output Pwr (dBm)	Meas. (dBm)	1-g Meas. (W/kg)	1-g Scaled (W/kg)	10-g Meas. (W/kg)	10-g Scaled (W/kg)	Plot No.
ANT 4	Head	Rel. 99	Mode A	0	Left Cheek	1413	1732.6	21.1	20.2	0.531	0.653	0.278	0.342	
ANT 4	Head	Rel. 99	Mode A	0	Left Tilt	1413	1732.6	21.1	20.2	0.300	0.369	0.151	0.186	
ANT 4	Head	Rel. 99	Mode A	0	Right Cheek	1413	1732.6	21.1	20.2	0.133	0.164	0.085	0.105	
ANT 4	Head	Rel. 99	Mode A	0	Right Tilt	1413	1732.6	21.1	20.2	0.091	0.112	0.052	0.064	
ANT 4	Body & Hotspot	Rel. 99	Mode B	5	Back	1413	1732.6	22.0	20.8	0.567	0.747	0.301	0.397	
ANT 4	Body & Hotspot	Rel. 99	Mode B	5	Front	1413	1732.6	22.0	20.8	0.236	0.311	0.129	0.170	
ANT 4	Hotspot	Rel. 99	Mode B	5	Edge Top	1413	1732.6	22.0	20.8	0.170	0.224	0.071	0.094	
ANT 4	Hotspot	Rel. 99	Mode B	5	Edge Right	1413	1732.6	22.0	20.8	0.513	0.676	0.246	0.324	

10.5. W-CDMA Band V

Antenna(s)	RF Exposure Condition	Mode(s)	Power Mode(s)	Dist. (mm)	Test Position(s)	Channel	Freq. (MHz)	Max Output Pwr (dBm)	Meas. (dBm)	1-g Meas. (W/kg)	1-g Scaled (W/kg)	10-g Meas. (W/kg)	10-g Scaled (W/kg)	Plot No.
ANT 1	Head	Rel. 99	Mode A	0	Left Cheek	4183	836.6	25.7	24.7	0.090	0.113	0.069	0.087	
ANT 1	Head	Rel. 99	Mode A	0	Left Tilt	4183	836.6	25.7	24.7	0.064	0.081	0.049	0.062	
ANT 1	Head	Rel. 99	Mode A	0	Right Cheek	4183	836.6	25.7	24.7	0.144	0.181	0.109	0.137	
ANT 1	Head	Rel. 99	Mode A	0	Right Tilt	4183	836.6	25.7	24.7	0.069	0.087	0.053	0.067	
ANT 1	Body & Hotspot	Rel. 99	Mode B	5	Back	4183	836.6	22.9	21.9	0.627	0.789	0.335	0.422	10
ANT 1	Body & Hotspot	Rel. 99	Mode B	5	Front	4183	836.6	22.9	21.9	0.450	0.567	0.245	0.308	
ANT 1	Hotspot	Rel. 99	Mode B	5	Edge Right	4183	836.6	22.9	21.9	0.255	0.321	0.120	0.151	
ANT 1	Hotspot	Rel. 99	Mode B	5	Edge Bottom	4183	836.6	22.9	21.9	0.548	0.690	0.254	0.320	
ANT 1	Hotspot	Rel. 99	Mode B	5	Edge Left	4183	836.6	22.9	21.9	0.037	0.047	0.023	0.029	
Antenna(s)	RF Exposure Condition	Mode(s)	Power Mode(s)	Dist. (mm)	Test Position(s)	Channel	Freq. (MHz)	Max Output Pwr (dBm)	Meas. (dBm)	1-g Meas. (W/kg)	1-g Scaled (W/kg)	10-g Meas. (W/kg)	10-g Scaled (W/kg)	Plot No.
ANT 2	Head	Rel. 99	Mode A	0	Left Cheek	4183	836.6	23.9	22.7	0.368	0.485	0.236	0.311	
ANT 2	Head	Rel. 99	Mode A	0	Left Tilt	4183	836.6	23.9	22.7	0.235	0.310	0.139	0.183	
ANT 2	Head	Rel. 99	Mode A	0	Right Cheek	4183	836.6	23.9	22.7	0.535	0.705	0.349	0.460	11
ANT 2	Head	Rel. 99	Mode A	0	Right Tilt	4183	836.6	23.9	22.7	0.281	0.370	0.149	0.196	
ANT 2	Body & Hotspot	Rel. 99	Mode B	5	Back	4183	836.6	25.2	24.0	0.459	0.605	0.294	0.388	
ANT 2	Body & Hotspot	Rel. 99	Mode B	5	Front	4183	836.6	25.2	24.0	0.258	0.340	0.163	0.215	
ANT 2	Hotspot	Rel. 99	Mode B	5	Edge Top	4183	836.6	25.2	24.0	0.212	0.279	0.119	0.157	
ANT 2	Hotspot	Rel. 99	Mode B	5	Edge Right	4183	836.6	25.2	24.0	0.185	0.244	0.120	0.158	
ANT 2	Hotspot	Rel. 99	Mode B	5	Edge Left	4183	836.6	25.2	24.0	0.363	0.479	0.236	0.311	

10.6. LTE Band 5 (10MHz Bandwidth)

Antenna(s)	RF Exposure Condition	Mode(s)	Power Mode(s)	Dist. (mm)	Test Position(s)	Channel	Freq. (MHz)	RB Allocation	RB Offset	Max Output Pwr (dBm)	Meas. (dBm)	1-g Meas. (W/kg)	1-g Scaled (W/kg)	10-g Meas. (W/kg)	10-g Scaled (W/kg)	Plot No.
ANT 1	Head	QPSK	Mode A	0	Left Cheek	20525	836.5	1	25	25.7	24.4	0.092	0.124	0.072	0.097	
ANT 1	Head	QPSK	Mode A	0	Left Cheek	20525	836.5	25	12	24.7	23.8	0.071	0.087	0.055	0.068	
ANT 1	Head	QPSK	Mode A	0	Left Tilt	20525	836.5	1	25	25.7	24.4	0.094	0.046	0.025	0.034	
ANT 1	Head	QPSK	Mode A	0	Left Tilt	20525	836.5	25	12	24.7	23.8	0.028	0.034	0.020	0.025	
ANT 1	Head	QPSK	Mode A	0	Right Cheek	20525	836.5	1	25	25.7	24.4	0.054	0.073	0.041	0.055	
ANT 1	Head	QPSK	Mode A	0	Right Cheek	20525	836.5	25	12	24.7	23.8	0.044	0.054	0.034	0.042	
ANT 1	Head	QPSK	Mode A	0	Right Tilt	20525	836.5	1	25	25.7	24.4	0.068	0.092	0.054	0.073	
ANT 1	Head	QPSK	Mode A	0	Right Tilt	20525	836.5	25	12	24.7	23.8	0.060	0.074	0.046	0.057	
ANT 1	Body & Hotspot	QPSK	Mode B	5	Back	20525	836.5	1	0	22.9	21.6	0.627	0.846	0.335	0.452	
ANT 1	Body & Hotspot	QPSK	Mode B	5	Back	20525	836.5	25	12	22.9	21.7	0.675	0.890	0.362	0.477	12
ANT 1	Body & Hotspot	QPSK	Mode B	5	Back	20525	836.5	50	0	22.9	21.7	0.674	0.889	0.361	0.476	
ANT 1	Body & Hotspot	QPSK	Mode B	5	Front	20525	836.5	1	0	22.9	21.6	0.409	0.552	0.224	0.302	
ANT 1	Body & Hotspot	QPSK	Mode B	5	Front	20525	836.5	25	12	22.9	21.7	0.448	0.591	0.245	0.323	
ANT 1	Hotspot	QPSK	Mode B	5	Edge Right	20525	836.5	1	0	22.9	21.6	0.253	0.341	0.111	0.150	
ANT 1	Hotspot	QPSK	Mode B	5	Edge Right	20525	836.5	25	12	22.9	21.7	0.269	0.355	0.118	0.156	
ANT 1	Hotspot	QPSK	Mode B	5	Edge Bottom	20525	836.5	1	0	22.9	21.6	0.509	0.687	0.236	0.318	
ANT 1	Hotspot	QPSK	Mode B	5	Edge Bottom	20525	836.5	25	12	22.9	21.7	0.556	0.733	0.259	0.341	
ANT 1	Hotspot	QPSK	Mode B	5	Edge Left	20525	836.5	1	0	22.9	21.6	0.033	0.045	0.021	0.028	
ANT 1	Hotspot	QPSK	Mode B	5	Edge Left	20525	836.5	25	12	22.9	21.7	0.032	0.042	0.020	0.026	
ANT 2	Head	QPSK	Mode A	0	Left Cheek	20525	836.5	1	0	23.9	22.7	0.373	0.492	0.227	0.299	
ANT 2	Head	QPSK	Mode A	0	Left Cheek	20525	836.5	25	12	23.9	22.7	0.376	0.496	0.236	0.311	
ANT 2	Head	QPSK	Mode A	0	Left Tilt	20525	836.5	1	0	23.9	22.7	0.236	0.311	0.136	0.179	
ANT 2	Head	QPSK	Mode A	0	Left Tilt	20525	836.5	25	12	23.9	22.7	0.239	0.315	0.138	0.182	
ANT 2	Head	QPSK	Mode A	0	Right Cheek	20525	836.5	1	0	23.9	22.7	0.539	0.711	0.328	0.432	
ANT 2	Head	QPSK	Mode A	0	Right Cheek	20525	836.5	25	12	23.9	22.7	0.545	0.718	0.333	0.439	13
ANT 2	Head	QPSK	Mode A	0	Right Tilt	20525	836.5	1	0	23.9	22.7	0.372	0.490	0.191	0.252	
ANT 2	Head	QPSK	Mode A	0	Right Tilt	20525	836.5	25	12	23.9	22.7	0.375	0.494	0.193	0.254	
ANT 2	Body & Hotspot	QPSK	Mode B	5	Back	20525	836.5	1	0	25.2	23.9	0.405	0.546	0.255	0.344	
ANT 2	Body & Hotspot	QPSK	Mode B	5	Back	20525	836.5	25	12	24.2	23.3	0.355	0.437	0.225	0.277	
ANT 2	Body & Hotspot	QPSK	Mode B	5	Front	20525	836.5	1	0	25.2	23.9	0.261	0.352	0.163	0.220	
ANT 2	Body & Hotspot	QPSK	Mode B	5	Front	20525	836.5	25	12	24.2	23.3	0.229	0.282	0.143	0.176	
ANT 2	Hotspot	QPSK	Mode B	5	Edge Top	20525	836.5	1	0	25.2	23.9	0.171	0.231	0.090	0.121	
ANT 2	Hotspot	QPSK	Mode B	5	Edge Top	20525	836.5	25	12	24.2	23.3	0.148	0.182	0.079	0.097	
ANT 2	Hotspot	QPSK	Mode B	5	Edge Right	20525	836.5	1	0	25.2	23.9	0.103	0.139	0.066	0.089	
ANT 2	Hotspot	QPSK	Mode B	5	Edge Right	20525	836.5	25	12	24.2	23.3	0.088	0.108	0.056	0.069	
ANT 2	Hotspot	QPSK	Mode B	5	Edge Left	20525	836.5	1	0	25.2	23.9	0.286	0.386	0.185	0.250	
ANT 2	Hotspot	QPSK	Mode B	5	Edge Left	20525	836.5	25	12	24.2	23.3	0.246	0.303	0.158	0.194	

UL CA 5B

Antenna	RF Exposure Conditions	Mode	Power Mode	Dist. (mm)	Test Position(s)	PCC UL				SCC UL				Power (dBm)		1-g SAR (W/kg)		10-g SAR (W/kg)		Plot No.
						Ch #	Freq. (MHz)	RB Allocation	RB Offset	Ch #	Freq. (MHz)	RB Allocation	RB Offset	Tune-up limit	Meas.	Meas.	Scaled	Meas.	Scaled	
ANT 1	Head	QPSK	Mode A	0	Left Cheek	20476	831.6	1	49	20575	841.5	1	0	25.7	24.4	0.087	0.117	0.067	0.090	.
	Body & Hotspot	QPSK	Mode B	5	Back	20476	831.6	1	49	20575	841.5	1	0	22.9	21.5	0.332	0.458	0.177	0.244	.
ANT 2	Head	QPSK	Mode A	0	Right Cheek	20476	831.6	1	49	20575	841.5	1	0	23.9	22.5	0.560	0.773	0.334	0.461	.
	Body & Hotspot	QPSK	Mode B	5	Back	20476	831.6	1	49	20575	841.5	1	0	25.2	23.8	0.468	0.646	0.293	0.404	.

Note(s):

PCC RB allocation setting for UL CA has been adjusted based on the worst-case power.

10.7. LTE Band 7 (20MHz Bandwidth)

Antenna(s)	RF Exposure Condition	Mode(s)	Power Mode(s)	Dist. (mm)	Test Position(s)	Channel	Freq. (MHz)	RB Allocation	RB Offset	Max Output Pwr (dBm)	Meas. (dBm)	1-g Meas. (W/kg)	1-g Scaled (W/kg)	10-g Meas. (W/kg)	10-g Scaled (W/kg)	Plot No.
ANT 1	Head	QPSK	Mode A	0	Left Cheek	21100	2535	1	0	21.3	21.0	0.059	0.063	0.036	0.039	
ANT 1	Head	QPSK	Mode A	0	Left Cheek	21100	2535	50	0	21.3	21.0	0.065	0.070	0.038	0.041	
ANT 1	Head	QPSK	Mode A	0	Left Tilt	21100	2535	1	0	21.3	21.0	0.049	0.053	0.021	0.023	
ANT 1	Head	QPSK	Mode A	0	Left Tilt	21100	2535	50	0	21.3	21.0	0.052	0.056	0.022	0.024	
ANT 1	Head	QPSK	Mode A	0	Right Cheek	21100	2535	1	0	21.3	21.0	0.051	0.055	0.028	0.030	
ANT 1	Head	QPSK	Mode A	0	Right Cheek	21100	2535	50	0	21.3	21.0	0.047	0.050	0.026	0.028	
ANT 1	Head	QPSK	Mode A	0	Right Tilt	21100	2535	1	0	21.3	21.0	0.057	0.061	0.032	0.034	
ANT 1	Head	QPSK	Mode A	0	Right Tilt	21100	2535	50	0	21.3	21.0	0.057	0.061	0.032	0.034	
ANT 1	Body & Hotspot	QPSK	Mode B	5	Back	21100	2535	1	0	19.7	18.5	0.481	0.634	0.204	0.269	
ANT 1	Body & Hotspot	QPSK	Mode B	5	Back	21100	2535	50	0	19.7	18.6	0.486	0.626	0.205	0.264	
ANT 1	Body & Hotspot	QPSK	Mode B	5	Front	21100	2535	1	0	19.7	18.5	0.340	0.448	0.138	0.182	
ANT 1	Body & Hotspot	QPSK	Mode B	5	Front	21100	2535	50	0	19.7	18.6	0.341	0.439	0.140	0.180	
ANT 1	Hotspot	QPSK	Mode B	5	Edge Right	20850	2510	1	0	19.7	18.6	0.518	0.667	0.225	0.290	
ANT 1	Hotspot	QPSK	Mode B	5	Edge Right	20850	2510	50	0	19.7	18.7	0.540	0.680	0.235	0.296	
ANT 1	Hotspot	QPSK	Mode B	5	Edge Right	20850	2510	100	0	19.7	18.6	0.517	0.666	0.224	0.289	
ANT 1	Hotspot	QPSK	Mode B	5	Edge Right	21100	2535	1	0	19.7	18.5	0.637	0.840	0.268	0.353	
ANT 1	Hotspot	QPSK	Mode B	5	Edge Right	21100	2535	50	0	19.7	18.6	0.634	0.817	0.267	0.344	
ANT 1	Hotspot	QPSK	Mode B	5	Edge Right	21350	2560	1	99	19.7	18.5	0.492	0.649	0.214	0.282	
ANT 1	Hotspot	QPSK	Mode B	5	Edge Right	21350	2560	50	50	19.7	18.6	0.500	0.644	0.218	0.281	
ANT 1	Hotspot	QPSK	Mode B	5	Edge Bottom	20850	2510	1	0	19.7	18.6	0.685	0.882	0.270	0.348	
ANT 1	Hotspot	QPSK	Mode B	5	Edge Bottom	20850	2510	50	0	19.7	18.7	0.686	0.864	0.270	0.340	
ANT 1	Hotspot	QPSK	Mode B	5	Edge Bottom	20850	2510	100	0	19.7	18.6	0.684	0.881	0.272	0.350	
ANT 1	Hotspot	QPSK	Mode B	5	Edge Bottom	21100	2535	1	0	19.7	18.5	0.651	0.858	0.258	0.340	
ANT 1	Hotspot	QPSK	Mode B	5	Edge Bottom	21100	2535	50	0	19.7	18.6	0.647	0.833	0.257	0.331	
ANT 1	Hotspot	QPSK	Mode B	5	Edge Bottom	21350	2560	1	99	19.7	18.5	0.640	0.844	0.259	0.341	
ANT 1	Hotspot	QPSK	Mode B	5	Edge Bottom	21350	2560	50	50	19.7	18.6	0.611	0.787	0.247	0.318	
ANT 1	Hotspot	QPSK	Mode B	5	Edge Left	21100	2535	1	0	19.7	18.5	0.056	0.074	0.027	0.036	
ANT 1	Hotspot	QPSK	Mode B	5	Edge Left	21100	2535	50	0	19.7	18.6	0.058	0.075	0.028	0.036	
Antenna(s)	RF Exposure Condition	Mode(s)	Power Mode(s)	Dist. (mm)	Test Position(s)	Channel	Freq. (MHz)	RB Allocation	RB Offset	Max Output Pwr (dBm)	Meas. (dBm)	1-g Meas. (W/kg)	1-g Scaled (W/kg)	10-g Meas. (W/kg)	10-g Scaled (W/kg)	Plot No.
ANT 2	Head	QPSK	Mode A	0	Left Cheek	21100	2535	1	49	18.1	16.8	0.451	0.608	0.170	0.229	
ANT 2	Head	QPSK	Mode A	0	Left Cheek	21100	2535	50	24	18.1	16.9	0.460	0.606	0.173	0.228	
ANT 2	Head	QPSK	Mode A	0	Left Tilt	21100	2535	1	49	18.1	16.8	0.445	0.600	0.163	0.220	
ANT 2	Head	QPSK	Mode A	0	Left Tilt	21100	2535	50	24	18.1	16.9	0.452	0.596	0.165	0.218	
ANT 2	Head	QPSK	Mode A	0	Right Cheek	21100	2535	1	49	18.1	16.8	0.566	0.764	0.248	0.335	
ANT 2	Head	QPSK	Mode A	0	Right Cheek	21100	2535	50	24	18.1	16.9	0.589	0.776	0.258	0.340	14
ANT 2	Head	QPSK	Mode A	0	Right Tilt	21100	2535	1	49	18.1	16.8	0.402	0.542	0.160	0.216	
ANT 2	Head	QPSK	Mode A	0	Right Tilt	21100	2535	50	24	18.1	16.9	0.411	0.542	0.164	0.216	
ANT 2	Body & Hotspot	QPSK	Mode B	5	Back	20850	2510	1	49	18.9	17.8	0.672	0.866	0.291	0.375	
ANT 2	Body & Hotspot	QPSK	Mode B	5	Back	20850	2510	50	0	18.9	17.9	0.694	0.874	0.299	0.376	
ANT 2	Body & Hotspot	QPSK	Mode B	5	Back	20850	2510	100	0	18.9	17.8	0.735	0.947	0.318	0.410	15
ANT 2	Body & Hotspot	QPSK	Mode B	5	Back	21100	2535	1	49	18.9	17.7	0.656	0.865	0.284	0.374	
ANT 2	Body & Hotspot	QPSK	Mode B	5	Back	21100	2535	50	24	18.9	17.7	0.678	0.894	0.291	0.384	
ANT 2	Body & Hotspot	QPSK	Mode B	5	Back	21350	2560	1	49	18.9	17.7	0.653	0.861	0.280	0.369	
ANT 2	Body & Hotspot	QPSK	Mode B	5	Back	21350	2560	50	24	18.9	17.8	0.651	0.839	0.279	0.359	
ANT 2	Body & Hotspot	QPSK	Mode B	5	Front	21100	2535	1	49	18.9	17.7	0.416	0.548	0.208	0.274	
ANT 2	Body & Hotspot	QPSK	Mode B	5	Front	21100	2535	50	24	18.9	17.7	0.429	0.566	0.213	0.281	
ANT 2	Hotspot	QPSK	Mode B	5	Edge Top	21100	2535	1	49	18.9	17.7	0.392	0.517	0.148	0.195	
ANT 2	Hotspot	QPSK	Mode B	5	Edge Top	21100	2535	50	24	18.9	17.7	0.400	0.527	0.150	0.198	
ANT 2	Hotspot	QPSK	Mode B	5	Edge Right	21100	2535	1	49	18.9	17.7	0.047	0.062	0.024	0.032	
ANT 2	Hotspot	QPSK	Mode B	5	Edge Right	21100	2535	50	24	18.9	17.7	0.048	0.063	0.025	0.033	
ANT 2	Hotspot	QPSK	Mode B	5	Edge Left	20850	2510	1	49	18.9	17.8	0.754	0.971	0.335	0.432	16
ANT 2	Hotspot	QPSK	Mode B	5	Edge Left	20850	2510	50	0	18.9	17.9	0.767	0.966	0.342	0.431	
ANT 2	Hotspot	QPSK	Mode B	5	Edge Left	20850	2510	100	0	18.9	17.8	0.751	0.967	0.334	0.430	
ANT 2	Hotspot	QPSK	Mode B	5	Edge Left	21100	2535	1	49	18.9	17.7	0.698	0.920	0.310	0.409	
ANT 2	Hotspot	QPSK	Mode B	5	Edge Left	21100	2535	50	24	18.9	17.7	0.710	0.936	0.315	0.415	
ANT 2	Hotspot	QPSK	Mode B	5	Edge Left	21350	2560	1	49	18.9	17.7	0.664	0.875	0.290	0.382	
ANT 2	Hotspot	QPSK	Mode B	5	Edge Left	21350	2560	50	24	18.9	17.8	0.678	0.873	0.296	0.381	
Antenna(s)	RF Exposure Condition	Mode(s)	Power Mode(s)	Dist. (mm)	Test Position(s)	Channel	Freq. (MHz)	RB Allocation	RB Offset	Max Output Pwr (dBm)	Meas. (dBm)	1-g Meas. (W/kg)	1-g Scaled (W/kg)	10-g Meas. (W/kg)	10-g Scaled (W/kg)	Plot No.
ANT 3	Head	QPSK	Mode A	0	Left Cheek	21100	2535	1	0	21.9	21.1	0.148	0.178	0.084	0.101	
ANT 3	Head	QPSK	Mode A	0	Left Cheek	21100	2535	50	24	21.9	21.1	0.150	0.180	0.084	0.101	
ANT 3	Head	QPSK	Mode A	0	Left Tilt	21100	2535	1	0	21.9	21.1	0.061	0.073	0.034	0.041	
ANT 3	Head	QPSK	Mode A	0	Left Tilt	21100	2535	50	24	21.9	21.1	0.063	0.076	0.035	0.042	
ANT 3	Head	QPSK	Mode A	0	Right Cheek	21100	2535	1	0	21.9	21.1	0.090	0.108	0.051	0.061	
ANT 3	Head	QPSK	Mode A	0	Right Cheek	21100	2535	50	24	21.9	21.1	0.091	0.109	0.051	0.061	
ANT 3	Head	QPSK	Mode A	0	Right Tilt	21100	2535	1	0	21.9	21.1	0.063	0.076	0.031	0.037	
ANT 3	Head	QPSK	Mode A	0	Right Tilt	21100	2535	50	24	21.9	21.1	0.058	0.070	0.029	0.035	
ANT 3	Body & Hotspot	QPSK	Mode B	5	Back	21100	2535	1	0	19.1	18.2	0.374	0.460	0.173	0.213	
ANT 3	Body & Hotspot	QPSK	Mode B	5	Back	21100	2535	50	0	19.1	18.3	0.387	0.465	0.179	0.215	
ANT 3	Body & Hotspot	QPSK	Mode B	5	Front	21100	2535	1	0	19.1	18.2	0.278	0.342	0.137	0.169	
ANT 3	Body & Hotspot	QPSK	Mode B	5	Front	21100	2535	50	0	19.1	18.3	0.294	0.353	0.144	0.173	
ANT 3	Hotspot	QPSK	Mode B	5	Edge Bottom	21100	2535	1	0	19.1	18.2	0.159	0.196	0.069	0.085	
ANT 3	Hotspot	QPSK	Mode B	5	Edge Bottom	21100	2535	50	0	19.1	18.3	0.165	0.198	0.073	0.088	
ANT 3	Hotspot	QPSK	Mode B	5	Edge Left	21100	2535	1	0	19.1	18.2	0.520	0.640	0.231	0.284	
ANT 3	Hotspot	QPSK	Mode B	5	Edge Left	21100	2535	50	0	19.1	18.3	0.536	0.644	0.239	0.287	

Antenna(s)	RF Exposure Condition	Mode(s)	Power Mode(s)	Dist. (mm)	Test Position(s)	Channel	Freq. (MHz)	RB Allocation	RB Offset	Max Output Pwr (dBm)	Meas. (dBm)	1-g Meas. (W/kg)	1-g Scaled (W/kg)	10-g Meas. (W/kg)	10-g Scaled (W/kg)	Plot No.
ANT 4	Head	QPSK	Mode A	0	Left Cheek	21100	2535	1	0	18.9	17.9	0.483	0.608	0.223	0.281	
ANT 4	Head	QPSK	Mode A	0	Left Cheek	21100	2535	50	0	18.9	17.9	0.493	0.621	0.227	0.286	
ANT 4	Head	QPSK	Mode A	0	Left Tilt	21100	2535	1	0	18.9	17.9	0.235	0.296	0.111	0.140	
ANT 4	Head	QPSK	Mode A	0	Left Tilt	21100	2535	50	0	18.9	17.9	0.236	0.297	0.112	0.141	
ANT 4	Head	QPSK	Mode A	0	Right Cheek	21100	2535	1	0	18.9	17.9	0.109	0.137	0.061	0.077	
ANT 4	Head	QPSK	Mode A	0	Right Cheek	21100	2535	50	0	18.9	17.9	0.110	0.138	0.061	0.077	
ANT 4	Head	QPSK	Mode A	0	Right Tilt	21100	2535	1	0	18.9	17.9	0.064	0.081	0.030	0.038	
ANT 4	Head	QPSK	Mode A	0	Right Tilt	21100	2535	50	0	18.9	17.9	0.067	0.084	0.033	0.042	
ANT 4	Body & Hotspot	QPSK	Mode B	5	Back	21100	2535	1	99	19.6	18.1	0.398	0.562	0.213	0.301	
ANT 4	Body & Hotspot	QPSK	Mode B	5	Back	21100	2535	50	24	19.6	18.2	0.408	0.563	0.219	0.302	
ANT 4	Body & Hotspot	QPSK	Mode B	5	Front	21100	2535	1	99	19.6	18.1	0.265	0.374	0.129	0.182	
ANT 4	Body & Hotspot	QPSK	Mode B	5	Front	21100	2535	50	24	19.6	18.2	0.268	0.370	0.132	0.182	
ANT 4	Hotspot	QPSK	Mode B	5	Edge Top	21100	2535	1	99	19.6	18.1	0.087	0.123	0.038	0.054	
ANT 4	Hotspot	QPSK	Mode B	5	Edge Top	21100	2535	50	24	19.6	18.2	0.088	0.121	0.038	0.052	
ANT 4	Hotspot	QPSK	Mode B	5	Edge Right	21100	2535	1	99	19.6	18.1	0.547	0.773	0.245	0.346	
ANT 4	Hotspot	QPSK	Mode B	5	Edge Right	21100	2535	50	24	19.6	18.2	0.567	0.783	0.255	0.352	

UL CA 7C

Antenna	RF Exposure Conditions	Mode	Power Mode	Dist. (mm)	Test Position(s)	PCC UL				SCC UL				Power (dBm)		1-g SAR (W/kg)			10-g SAR (W/kg)		Plot No.
						Ch #.	Freq. (MHz)	RB Allocation	RB Offset	Ch #.	Freq. (MHz)	RB Allocation	RB Offset	Tune-up limit	Meas.	Meas.	Scaled	Meas.	Scaled		
ANT 1	Head	QPSK	Mode A	0	Left Cheek	21001	2525.1	1	99	21199	2544.9	1	0	21.3	20.7	0.049	0.056	0.028	0.032	.	
	Body & Hotspot	QPSK	Mode B	5	Back	21001	2525.1	1	99	21199	2544.9	1	0	19.7	18.7	0.440	0.554	0.189	0.238	.	
	Hotspot	QPSK	Mode B	5	Edge Bottom	20850	2510	1	99	21048	2529.8	1	0	19.7	18.7	0.699	0.880	0.277	0.349	.	
ANT 2	Head	QPSK	Mode A	0	Right Cheek	21001	2525.1	1	99	21199	2544.9	1	0	18.1	16.9	0.625	0.824	0.268	0.353	.	
	Body & Hotspot	QPSK	Mode B	5	Back	20850	2510	1	99	21048	2529.8	1	0	18.9	18.4	0.664	0.745	0.289	0.324	.	
	Hotspot	QPSK	Mode B	5	Edge Left	20850	2510	1	99	21048	2529.8	1	0	18.9	18.4	0.805	0.903	0.355	0.398	.	
ANT 3	Head	QPSK	Mode A	0	Left Cheek	21001	2525.1	1	99	21199	2544.9	1	0	21.9	21.1	0.154	0.185	0.086	0.103	.	
	Body & Hotspot	QPSK	Mode B	5	Back	21001	2525.1	1	99	21199	2544.9	1	0	19.1	18.2	0.382	0.468	0.178	0.218	.	
	Hotspot	QPSK	Mode B	5	Edge Left	21001	2525.1	1	99	21199	2544.9	1	0	19.1	18.2	0.589	0.721	0.268	0.328	.	
ANT 4	Head	QPSK	Mode A	0	Left Cheek	21001	2525.1	1	99	21199	2544.9	1	0	18.9	17.9	0.567	0.712	0.269	0.338	.	
	Body & Hotspot	QPSK	Mode B	5	Back	21001	2525.1	1	99	21199	2544.9	1	0	19.6	18.9	0.557	0.654	0.274	0.322	.	
	Hotspot	QPSK	Mode B	5	Edge Right	21001	2525.1	1	99	21199	2544.9	1	0	19.6	18.9	0.598	0.703	0.270	0.317	.	

Note(s):

PCC RB allocation setting for UL CA has been adjusted based on the worst-case power.

10.8. LTE Band 12 (10MHz Bandwidth)

Antenna(s)	RF Exposure Condition	Mode(s)	Power Mode(s)	Dist. (mm)	Test Position(s)	Channel	Freq. (MHz)	RB Allocation	RB Offset	Max Output Pwr (dBm)	Meas. (dBm)	1-g Meas. (W/kg)	1-g Scaled (W/kg)	10-g Meas. (W/kg)	10-g Scaled (W/kg)	Plot No.
ANT 1	Head	QPSK	Mode A	0	Left Cheek	23095	707.5	1	49	25.7	24.5	0.117	0.154	0.093	0.123	
ANT 1	Head	QPSK	Mode A	0	Left Cheek	23095	707.5	25	12	24.7	23.9	0.100	0.120	0.079	0.095	
ANT 1	Head	QPSK	Mode A	0	Left Tilt	23095	707.5	1	49	25.7	24.5	0.074	0.098	0.058	0.076	
ANT 1	Head	QPSK	Mode A	0	Left Tilt	23095	707.5	25	12	24.7	23.9	0.060	0.072	0.047	0.057	
ANT 1	Head	QPSK	Mode A	0	Right Cheek	23095	707.5	1	49	25.7	24.5	0.137	0.181	0.107	0.141	
ANT 1	Head	QPSK	Mode A	0	Right Cheek	23095	707.5	25	12	24.7	23.9	0.122	0.147	0.096	0.115	
ANT 1	Head	QPSK	Mode A	0	Right Tilt	23095	707.5	1	49	25.7	24.5	0.022	0.029	0.017	0.022	
ANT 1	Head	QPSK	Mode A	0	Right Tilt	23095	707.5	25	12	24.7	23.9	0.018	0.022	0.014	0.017	
ANT 1	Body & Hotspot	QPSK	Mode B	5	Back	23095	707.5	1	0	24.7	23.6	0.573	0.738	0.308	0.397	17
ANT 1	Body & Hotspot	QPSK	Mode B	5	Back	23095	707.5	25	12	24.7	23.6	0.558	0.719	0.302	0.389	
ANT 1	Body & Hotspot	QPSK	Mode B	5	Front	23095	707.5	1	0	24.7	23.6	0.368	0.474	0.202	0.260	
ANT 1	Body & Hotspot	QPSK	Mode B	5	Front	23095	707.5	25	12	24.7	23.6	0.391	0.504	0.215	0.277	
ANT 1	Hotspot	QPSK	Mode B	5	Edge Right	23095	707.5	1	0	24.7	23.6	0.444	0.572	0.295	0.380	
ANT 1	Hotspot	QPSK	Mode B	5	Edge Right	23095	707.5	25	12	24.7	23.6	0.446	0.575	0.296	0.381	
ANT 1	Hotspot	QPSK	Mode B	5	Edge Bottom	23095	707.5	1	0	24.7	23.6	0.440	0.567	0.208	0.268	
ANT 1	Hotspot	QPSK	Mode B	5	Edge Bottom	23095	707.5	25	12	24.7	23.6	0.463	0.596	0.217	0.280	
ANT 1	Hotspot	QPSK	Mode B	5	Edge Left	23095	707.5	1	0	24.7	23.6	0.164	0.211	0.108	0.139	
ANT 1	Hotspot	QPSK	Mode B	5	Edge Left	23095	707.5	25	12	24.7	23.6	0.168	0.216	0.111	0.143	
Antenna(s)	RF Exposure Condition	Mode(s)	Power Mode(s)	Dist. (mm)	Test Position(s)	Channel	Freq. (MHz)	RB Allocation	RB Offset	Max Output Pwr (dBm)	Meas. (dBm)	1-g Meas. (W/kg)	1-g Scaled (W/kg)	10-g Meas. (W/kg)	10-g Scaled (W/kg)	Plot No.
ANT 2	Head	QPSK	Mode A	0	Left Cheek	23095	707.5	1	49	25.2	23.7	0.416	0.588	0.249	0.352	
ANT 2	Head	QPSK	Mode A	0	Left Cheek	23095	707.5	25	25	24.2	23.4	0.383	0.460	0.229	0.275	
ANT 2	Head	QPSK	Mode A	0	Left Tilt	23095	707.5	1	49	25.2	23.7	0.391	0.552	0.210	0.297	
ANT 2	Head	QPSK	Mode A	0	Left Tilt	23095	707.5	25	25	24.2	23.4	0.374	0.450	0.198	0.238	
ANT 2	Head	QPSK	Mode A	0	Right Cheek	23095	707.5	1	49	25.2	23.7	0.561	0.792	0.329	0.465	18
ANT 2	Head	QPSK	Mode A	0	Right Cheek	23095	707.5	25	25	24.2	23.4	0.522	0.628	0.307	0.369	
ANT 2	Head	QPSK	Mode A	0	Right Tilt	23095	707.5	1	49	25.2	23.7	0.376	0.531	0.213	0.301	
ANT 2	Head	QPSK	Mode A	0	Right Tilt	23095	707.5	25	25	24.2	23.4	0.350	0.421	0.199	0.239	
ANT 2	Body & Hotspot	QPSK	Mode B	5	Back	23095	707.5	1	49	25.2	24.0	0.305	0.402	0.186	0.245	
ANT 2	Body & Hotspot	QPSK	Mode B	5	Back	23095	707.5	25	25	24.2	23.3	0.260	0.320	0.159	0.196	
ANT 2	Body & Hotspot	QPSK	Mode B	5	Front	23095	707.5	1	49	25.2	24.0	0.185	0.244	0.121	0.160	
ANT 2	Body & Hotspot	QPSK	Mode B	5	Front	23095	707.5	25	25	24.2	23.3	0.157	0.193	0.100	0.123	
ANT 2	Hotspot	QPSK	Mode B	5	Edge Top	23095	707.5	1	49	25.2	24.0	0.126	0.166	0.067	0.088	
ANT 2	Hotspot	QPSK	Mode B	5	Edge Top	23095	707.5	25	25	24.2	23.3	0.108	0.133	0.057	0.070	
ANT 2	Hotspot	QPSK	Mode B	5	Edge Right	23095	707.5	1	49	25.2	24.0	0.137	0.181	0.091	0.120	
ANT 2	Hotspot	QPSK	Mode B	5	Edge Right	23095	707.5	25	25	24.2	23.3	0.117	0.144	0.078	0.096	
ANT 2	Hotspot	QPSK	Mode B	5	Edge Left	23095	707.5	1	49	25.2	24.0	0.286	0.377	0.189	0.249	
ANT 2	Hotspot	QPSK	Mode B	5	Edge Left	23095	707.5	25	25	24.2	23.3	0.248	0.305	0.164	0.202	

10.9. LTE Band 13 (10MHz Bandwidth)

Antenna(s)	RF Exposure Condition	Mode(s)	Power Mode(s)	Dist. (mm)	Test Position(s)	Channel	Freq. (MHz)	RB Allocation	RB Offset	Max Output Pwr (dBm)	Meas. (dBm)	1-g Meas. (W/kg)	1-g Scaled (W/kg)	10-g Meas. (W/kg)	10-g Scaled (W/kg)	Plot No.
ANT 1	Head	QPSK	Mode A	0	Left Cheek	23230	782	1	25	25.7	24.4	0.025	0.034	0.019	0.026	
ANT 1	Head	QPSK	Mode A	0	Left Cheek	23230	782	25	0	24.7	23.7	0.021	0.026	0.015	0.019	
ANT 1	Head	QPSK	Mode A	0	Left Tilt	23230	782	1	25	25.7	24.4	0.029	0.039	0.023	0.031	
ANT 1	Head	QPSK	Mode A	0	Left Tilt	23230	782	25	0	24.7	23.7	0.023	0.029	0.019	0.024	
ANT 1	Head	QPSK	Mode A	0	Right Cheek	23230	782	1	25	25.7	24.4	0.111	0.150	0.086	0.116	
ANT 1	Head	QPSK	Mode A	0	Right Cheek	23230	782	25	0	24.7	23.7	0.090	0.113	0.069	0.087	
ANT 1	Head	QPSK	Mode A	0	Right Tilt	23230	782	1	25	25.7	24.4	0.034	0.046	0.027	0.036	
ANT 1	Head	QPSK	Mode A	0	Right Tilt	23230	782	25	0	24.7	23.7	0.025	0.031	0.020	0.025	
ANT 1	Body & Hotspot	QPSK	Mode B	5	Back	23230	782	1	25	24.0	23.5	0.855	0.959	0.454	0.509	19
ANT 1	Body & Hotspot	QPSK	Mode B	5	Back	23230	782	25	25	24.0	23.5	0.824	0.925	0.438	0.491	
ANT 1	Body & Hotspot	QPSK	Mode B	5	Back	23230	782	50	0	24.0	23.4	0.819	0.940	0.435	0.499	
ANT 1	Body & Hotspot	QPSK	Mode B	5	Front	23230	782	1	25	24.0	23.5	0.554	0.622	0.303	0.340	
ANT 1	Body & Hotspot	QPSK	Mode B	5	Front	23230	782	25	25	24.0	23.5	0.560	0.628	0.307	0.344	
ANT 1	Hotspot	QPSK	Mode B	5	Edge Right	23230	782	1	25	24.0	23.5	0.492	0.552	0.237	0.266	
ANT 1	Hotspot	QPSK	Mode B	5	Edge Right	23230	782	25	25	24.0	23.5	0.486	0.545	0.234	0.263	
ANT 1	Hotspot	QPSK	Mode B	5	Edge Bottom	23230	782	1	25	24.0	23.5	0.687	0.771	0.322	0.361	
ANT 1	Hotspot	QPSK	Mode B	5	Edge Bottom	23230	782	25	25	24.0	23.5	0.683	0.766	0.321	0.360	
ANT 1	Hotspot	QPSK	Mode B	5	Edge Left	23230	782	1	25	24.0	23.5	0.102	0.114	0.066	0.074	
ANT 1	Hotspot	QPSK	Mode B	5	Edge Left	23230	782	25	25	24.0	23.5	0.099	0.111	0.064	0.072	
Antenna(s)	RF Exposure Condition	Mode(s)	Power Mode(s)	Dist. (mm)	Test Position(s)	Channel	Freq. (MHz)	RB Allocation	RB Offset	Max Output Pwr (dBm)	Meas. (dBm)	1-g Meas. (W/kg)	1-g Scaled (W/kg)	10-g Meas. (W/kg)	10-g Scaled (W/kg)	Plot No.
ANT 2	Head	QPSK	Mode A	0	Left Cheek	23230	782	1	49	24.4	23.0	0.400	0.552	0.285	0.393	
ANT 2	Head	QPSK	Mode A	0	Left Cheek	23230	782	25	12	24.2	23.1	0.395	0.509	0.283	0.365	
ANT 2	Head	QPSK	Mode A	0	Left Tilt	23230	782	1	49	24.4	23.0	0.251	0.346	0.147	0.203	
ANT 2	Head	QPSK	Mode A	0	Left Tilt	23230	782	25	12	24.2	23.1	0.252	0.325	0.148	0.191	
ANT 2	Head	QPSK	Mode A	0	Right Cheek	23230	782	1	49	24.4	23.0	0.487	0.672	0.308	0.425	20
ANT 2	Head	QPSK	Mode A	0	Right Cheek	23230	782	25	12	24.2	23.1	0.483	0.622	0.304	0.392	
ANT 2	Head	QPSK	Mode A	0	Right Tilt	23230	782	1	49	24.4	23.0	0.362	0.500	0.201	0.277	
ANT 2	Head	QPSK	Mode A	0	Right Tilt	23230	782	25	12	24.2	23.1	0.369	0.475	0.210	0.271	
ANT 2	Body & Hotspot	QPSK	Mode B	5	Back	23230	782	1	49	25.2	23.8	0.443	0.612	0.282	0.389	
ANT 2	Body & Hotspot	QPSK	Mode B	5	Back	23230	782	25	12	24.2	23.2	0.374	0.471	0.238	0.300	
ANT 2	Body & Hotspot	QPSK	Mode B	5	Front	23230	782	1	49	25.2	23.8	0.199	0.275	0.128	0.177	
ANT 2	Body & Hotspot	QPSK	Mode B	5	Front	23230	782	25	12	24.2	23.2	0.168	0.211	0.107	0.135	
ANT 2	Hotspot	QPSK	Mode B	5	Edge Top	23230	782	1	49	25.2	23.8	0.130	0.179	0.069	0.095	
ANT 2	Hotspot	QPSK	Mode B	5	Edge Top	23230	782	25	12	24.2	23.2	0.113	0.142	0.059	0.074	
ANT 2	Hotspot	QPSK	Mode B	5	Edge Right	23230	782	1	49	25.2	23.8	0.115	0.159	0.076	0.105	
ANT 2	Hotspot	QPSK	Mode B	5	Edge Right	23230	782	25	12	24.2	23.2	0.098	0.123	0.065	0.082	
ANT 2	Hotspot	QPSK	Mode B	5	Edge Left	23230	782	1	49	25.2	23.8	0.286	0.395	0.190	0.262	
ANT 2	Hotspot	QPSK	Mode B	5	Edge Left	23230	782	25	12	24.2	23.2	0.243	0.306	0.161	0.203	

10.10. LTE Band 14 (10MHz Bandwidth)

Antenna(s)	RF Exposure Condition	Mode(s)	Power Mode(s)	Dist. (mm)	Test Position(s)	Channel	Freq. (MHz)	RB Allocation	RB Offset	Max Output Pwr (dBm)	Meas. (dBm)	1-g Meas. (W/kg)	1-g Scaled (W/kg)	10-g Meas. (W/kg)	10-g Scaled (W/kg)	Plot No.
ANT 1	Head	QPSK	Mode A	0	Left Cheek	23330	793	1	25	25.7	24.4	0.053	0.071	0.042	0.057	
ANT 1	Head	QPSK	Mode A	0	Left Cheek	23330	793	25	25	24.7	23.7	0.044	0.055	0.035	0.044	
ANT 1	Head	QPSK	Mode A	0	Left Tilt	23330	793	1	25	25.7	24.4	0.017	0.023	0.013	0.018	
ANT 1	Head	QPSK	Mode A	0	Left Tilt	23330	793	25	25	24.7	23.7	0.015	0.019	0.012	0.015	
ANT 1	Head	QPSK	Mode A	0	Right Cheek	23330	793	1	25	25.7	24.4	0.033	0.045	0.025	0.034	
ANT 1	Head	QPSK	Mode A	0	Right Cheek	23330	793	25	25	24.7	23.7	0.028	0.035	0.021	0.026	
ANT 1	Head	QPSK	Mode A	0	Right Tilt	23330	793	1	25	25.7	24.4	0.024	0.032	0.019	0.026	
ANT 1	Head	QPSK	Mode A	0	Right Tilt	23330	793	25	25	24.7	23.7	0.020	0.025	0.016	0.020	
ANT 1	Body & Hotspot	QPSK	Mode B	5	Back	23330	793	1	25	24.1	23.4	0.807	0.948	0.430	0.505	
ANT 1	Body & Hotspot	QPSK	Mode B	5	Back	23330	793	25	25	24.1	23.4	0.803	0.943	0.428	0.503	
ANT 1	Body & Hotspot	QPSK	Mode B	5	Back	23330	793	50	0	24.1	23.4	0.818	0.961	0.434	0.510	21
ANT 1	Body & Hotspot	QPSK	Mode B	5	Front	23330	793	1	25	24.1	23.4	0.561	0.659	0.306	0.360	
ANT 1	Body & Hotspot	QPSK	Mode B	5	Front	23330	793	25	25	24.1	23.4	0.554	0.651	0.301	0.354	
ANT 1	Hotspot	QPSK	Mode B	5	Edge Right	23330	793	1	25	24.1	23.4	0.423	0.497	0.198	0.233	
ANT 1	Hotspot	QPSK	Mode B	5	Edge Right	23330	793	25	25	24.1	23.4	0.419	0.492	0.197	0.231	
ANT 1	Hotspot	QPSK	Mode B	5	Edge Bottom	23330	793	1	25	24.1	23.4	0.678	0.797	0.315	0.370	
ANT 1	Hotspot	QPSK	Mode B	5	Edge Bottom	23330	793	25	25	24.1	23.4	0.675	0.793	0.315	0.370	
ANT 1	Hotspot	QPSK	Mode B	5	Edge Left	23330	793	1	25	24.1	23.4	0.096	0.113	0.062	0.073	
ANT 1	Hotspot	QPSK	Mode B	5	Edge Left	23330	793	25	25	24.1	23.4	0.087	0.102	0.056	0.066	
ANT 2	Head	QPSK	Mode A	0	Left Cheek	23330	793	1	25	25.2	23.7	0.496	0.701	0.314	0.444	
ANT 2	Head	QPSK	Mode A	0	Left Cheek	23330	793	25	12	24.2	23.2	0.421	0.530	0.269	0.339	
ANT 2	Head	QPSK	Mode A	0	Left Tilt	23330	793	1	25	25.2	23.7	0.316	0.446	0.200	0.283	
ANT 2	Head	QPSK	Mode A	0	Left Tilt	23330	793	25	12	24.2	23.2	0.280	0.352	0.177	0.223	
ANT 2	Head	QPSK	Mode A	0	Right Cheek	23330	793	1	25	25.2	23.7	0.634	0.896	0.410	0.579	22
ANT 2	Head	QPSK	Mode A	0	Right Cheek	23330	793	25	12	24.2	23.2	0.561	0.706	0.356	0.448	
ANT 2	Head	QPSK	Mode A	0	Right Tilt	23330	793	1	25	25.2	23.7	0.409	0.578	0.222	0.314	
ANT 2	Head	QPSK	Mode A	0	Right Tilt	23330	793	25	12	24.2	23.2	0.365	0.460	0.202	0.254	
ANT 2	Body & Hotspot	QPSK	Mode B	5	Back	23330	793	1	25	25.2	23.9	0.456	0.615	0.295	0.398	
ANT 2	Body & Hotspot	QPSK	Mode B	5	Back	23330	793	25	0	24.2	23.2	0.382	0.481	0.247	0.311	
ANT 2	Body & Hotspot	QPSK	Mode B	5	Front	23330	793	1	25	25.2	23.9	0.216	0.291	0.138	0.186	
ANT 2	Body & Hotspot	QPSK	Mode B	5	Front	23330	793	25	0	24.2	23.2	0.181	0.228	0.116	0.146	
ANT 2	Hotspot	QPSK	Mode B	5	Edge Top	23330	793	1	25	25.2	23.9	0.135	0.182	0.072	0.097	
ANT 2	Hotspot	QPSK	Mode B	5	Edge Top	23330	793	25	0	24.2	23.2	0.113	0.142	0.060	0.076	
ANT 2	Hotspot	QPSK	Mode B	5	Edge Right	23330	793	1	25	25.2	23.9	0.128	0.173	0.084	0.113	
ANT 2	Hotspot	QPSK	Mode B	5	Edge Right	23330	793	25	0	24.2	23.2	0.104	0.131	0.068	0.086	
ANT 2	Hotspot	QPSK	Mode B	5	Edge Left	23330	793	1	25	25.2	23.9	0.266	0.359	0.176	0.237	
ANT 2	Hotspot	QPSK	Mode B	5	Edge Left	23330	793	25	0	24.2	23.2	0.225	0.283	0.149	0.188	

10.11. LTE Band 25 (20MHz Bandwidth)

Antenna(s)	RF Exposure Condition	Mode(s)	Power Mode(s)	Dist. (mm)	Test Position(s)	Channel	Freq. (MHz)	RB Allocation	RB Offset	Max Output Pwr (dBm)	Meas. (dBm)	1-g Meas. (W/kg)	1-g Scaled (W/kg)	10-g Meas. (W/kg)	10-g Scaled (W/kg)	Plot No.
ANT 1	Head	QPSK	Mode A	0	Left Cheek	26365	1882.5	1	0	22.7	21.7	0.081	0.102	0.052	0.065	
ANT 1	Head	QPSK	Mode A	0	Left Cheek	26365	1882.5	50	0	22.7	21.8	0.080	0.098	0.052	0.064	
ANT 1	Head	QPSK	Mode A	0	Left Tilt	26365	1882.5	1	0	22.7	21.7	0.075	0.094	0.043	0.054	
ANT 1	Head	QPSK	Mode A	0	Left Tilt	26365	1882.5	50	0	22.7	21.8	0.073	0.090	0.042	0.052	
ANT 1	Head	QPSK	Mode A	0	Right Cheek	26365	1882.5	1	0	22.7	21.7	0.158	0.199	0.098	0.123	
ANT 1	Head	QPSK	Mode A	0	Right Cheek	26365	1882.5	50	0	22.7	21.8	0.159	0.196	0.098	0.121	
ANT 1	Head	QPSK	Mode A	0	Right Tilt	26365	1882.5	1	0	22.7	21.7	0.090	0.113	0.058	0.073	
ANT 1	Head	QPSK	Mode A	0	Right Tilt	26365	1882.5	50	0	22.7	21.8	0.092	0.113	0.058	0.071	
ANT 1	Body & Hotspot	QPSK	Mode B	5	Back	26365	1882.5	1	49	22.0	20.7	0.489	0.660	0.260	0.351	
ANT 1	Body & Hotspot	QPSK	Mode B	5	Back	26365	1882.5	50	0	22.0	20.8	0.510	0.672	0.277	0.365	
ANT 1	Body & Hotspot	QPSK	Mode B	5	Front	26365	1882.5	1	49	22.0	20.7	0.397	0.536	0.215	0.290	
ANT 1	Body & Hotspot	QPSK	Mode B	5	Front	26365	1882.5	50	0	22.0	20.8	0.401	0.529	0.217	0.286	
ANT 1	Hotspot	QPSK	Mode B	5	Edge Right	26365	1882.5	1	49	22.0	20.7	0.583	0.786	0.292	0.394	
ANT 1	Hotspot	QPSK	Mode B	5	Edge Right	26365	1882.5	50	0	22.0	20.8	0.591	0.779	0.297	0.392	
ANT 1	Hotspot	QPSK	Mode B	5	Edge Bottom	26365	1882.5	1	49	22.0	20.7	0.509	0.687	0.221	0.298	
ANT 1	Hotspot	QPSK	Mode B	5	Edge Bottom	26365	1882.5	50	0	22.0	20.8	0.509	0.671	0.222	0.293	
ANT 1	Hotspot	QPSK	Mode B	5	Edge Left	26365	1882.5	1	49	22.0	20.7	0.035	0.047	0.016	0.022	
ANT 1	Hotspot	QPSK	Mode B	5	Edge Left	26365	1882.5	50	0	22.0	20.8	0.044	0.058	0.020	0.026	

Antenna(s)	RF Exposure Condition	Mode(s)	Power Mode(s)	Dist. (mm)	Test Position(s)	Channel	Freq. (MHz)	RB Allocation	RB Offset	Max Output Pwr (dBm)	Meas. (dBm)	1-g Meas. (W/kg)	1-g Scaled (W/kg)	10-g Meas. (W/kg)	10-g Scaled (W/kg)	Plot No.
ANT 2	Head	QPSK	Mode A	0	Left Cheek	26365	1882.5	1	0	18.2	16.9	0.211	0.285	0.106	0.143	
ANT 2	Head	QPSK	Mode A	0	Left Cheek	26365	1882.5	50	24	18.2	17.0	0.202	0.266	0.102	0.134	
ANT 2	Head	QPSK	Mode A	0	Left Tilt	26365	1882.5	1	0	18.2	16.9	0.255	0.344	0.125	0.169	
ANT 2	Head	QPSK	Mode A	0	Left Tilt	26365	1882.5	50	24	18.2	17.0	0.240	0.316	0.118	0.156	
ANT 2	Head	QPSK	Mode A	0	Right Cheek	26365	1882.5	1	0	18.2	16.9	0.344	0.464	0.189	0.255	
ANT 2	Head	QPSK	Mode A	0	Right Cheek	26365	1882.5	50	24	18.2	17.0	0.347	0.457	0.195	0.257	
ANT 2	Head	QPSK	Mode A	0	Right Tilt	26365	1882.5	1	0	18.2	16.9	0.371	0.500	0.185	0.250	
ANT 2	Head	QPSK	Mode A	0	Right Tilt	26365	1882.5	50	24	18.2	17.0	0.360	0.475	0.181	0.239	
ANT 2	Body & Hotspot	QPSK	Mode B	5	Back	26365	1882.5	1	99	19.8	18.6	0.522	0.688	0.249	0.328	
ANT 2	Body & Hotspot	QPSK	Mode B	5	Back	26365	1882.5	50	24	19.8	18.7	0.513	0.661	0.246	0.317	
ANT 2	Body & Hotspot	QPSK	Mode B	5	Front	26365	1882.5	1	99	19.8	18.6	0.314	0.414	0.166	0.219	
ANT 2	Body & Hotspot	QPSK	Mode B	5	Front	26365	1882.5	50	24	19.8	18.7	0.324	0.417	0.169	0.218	
ANT 2	Hotspot	QPSK	Mode B	5	Edge Top	26365	1882.5	1	99	19.8	18.6	0.567	0.747	0.267	0.352	
ANT 2	Hotspot	QPSK	Mode B	5	Edge Top	26365	1882.5	50	24	19.8	18.7	0.588	0.757	0.275	0.354	
ANT 2	Hotspot	QPSK	Mode B	5	Edge Right	26365	1882.5	1	99	19.8	18.6	0.007	0.009	0.004	0.005	
ANT 2	Hotspot	QPSK	Mode B	5	Edge Right	26365	1882.5	50	24	19.8	18.7	0.006	0.008	0.004	0.005	
ANT 2	Hotspot	QPSK	Mode B	5	Edge Left	26365	1882.5	1	99	19.8	18.6	0.331	0.436	0.164	0.216	
ANT 2	Hotspot	QPSK	Mode B	5	Edge Left	26365	1882.5	50	24	19.8	18.7	0.325	0.419	0.162	0.209	
Antenna(s)	RF Exposure Condition	Mode(s)	Power Mode(s)	Dist. (mm)	Test Position(s)	Channel	Freq. (MHz)	RB Allocation	RB Offset	Max Output Pwr (dBm)	Meas. (dBm)	1-g Meas. (W/kg)	1-g Scaled (W/kg)	10-g Meas. (W/kg)	10-g Scaled (W/kg)	Plot No.
ANT 3	Head	QPSK	Mode A	0	Left Cheek	26365	1882.5	1	99	23.1	21.8	0.259	0.349	0.161	0.217	
ANT 3	Head	QPSK	Mode A	0	Left Cheek	26365	1882.5	50	50	23.1	21.9	0.263	0.347	0.167	0.220	
ANT 3	Head	QPSK	Mode A	0	Left Tilt	26365	1882.5	1	99	23.1	21.8	0.081	0.109	0.051	0.069	
ANT 3	Head	QPSK	Mode A	0	Left Tilt	26365	1882.5	50	50	23.1	21.9	0.080	0.105	0.051	0.067	
ANT 3	Head	QPSK	Mode A	0	Right Cheek	26365	1882.5	1	99	23.1	21.8	0.141	0.190	0.090	0.121	
ANT 3	Head	QPSK	Mode A	0	Right Cheek	26365	1882.5	50	50	23.1	21.9	0.146	0.192	0.094	0.124	
ANT 3	Head	QPSK	Mode A	0	Right Tilt	26365	1882.5	1	99	23.1	21.8	0.096	0.130	0.059	0.080	
ANT 3	Head	QPSK	Mode A	0	Right Tilt	26365	1882.5	50	50	23.1	21.9	0.098	0.129	0.060	0.079	
ANT 3	Body & Hotspot	QPSK	Mode B	5	Back	26365	1882.5	1	0	21.7	20.3	0.553	0.763	0.315	0.435	
ANT 3	Body & Hotspot	QPSK	Mode B	5	Back	26365	1882.5	50	50	21.7	20.5	0.551	0.726	0.316	0.417	
ANT 3	Body & Hotspot	QPSK	Mode B	5	Front	26365	1882.5	1	0	21.7	20.3	0.416	0.574	0.253	0.349	
ANT 3	Body & Hotspot	QPSK	Mode B	5	Front	26365	1882.5	50	50	21.7	20.5	0.417	0.550	0.257	0.339	
ANT 3	Hotspot	QPSK	Mode B	5	Edge Bottom	26365	1882.5	1	0	21.7	20.3	0.313	0.432	0.147	0.203	
ANT 3	Hotspot	QPSK	Mode B	5	Edge Bottom	26365	1882.5	50	50	21.7	20.5	0.279	0.368	0.128	0.169	
ANT 3	Hotspot	QPSK	Mode B	5	Edge Left	26140	1860	1	0	21.7	20.5	0.678	0.894	0.338	0.446	
ANT 3	Hotspot	QPSK	Mode B	5	Edge Left	26140	1860	50	24	21.7	20.5	0.708	0.933	0.355	0.468	
ANT 3	Hotspot	QPSK	Mode B	5	Edge Left	26365	1882.5	1	0	21.7	20.3	0.715	0.987	0.359	0.496	23
ANT 3	Hotspot	QPSK	Mode B	5	Edge Left	26365	1882.5	50	50	21.7	20.5	0.710	0.936	0.358	0.472	
ANT 3	Hotspot	QPSK	Mode B	5	Edge Left	26590	1905	1	49	21.7	20.4	0.546	0.737	0.280	0.378	
ANT 3	Hotspot	QPSK	Mode B	5	Edge Left	26590	1905	50	50	21.7	20.5	0.577	0.761	0.293	0.386	
ANT 3	Hotspot	QPSK	Mode B	5	Edge Left	26590	1905	100	0	21.7	20.6	0.553	0.712	0.281	0.362	
Antenna(s)	RF Exposure Condition	Mode(s)	Power Mode(s)	Dist. (mm)	Test Position(s)	Channel	Freq. (MHz)	RB Allocation	RB Offset	Max Output Pwr (dBm)	Meas. (dBm)	1-g Meas. (W/kg)	1-g Scaled (W/kg)	10-g Meas. (W/kg)	10-g Scaled (W/kg)	Plot No.
ANT 4	Head	QPSK	Mode A	0	Left Cheek	26365	1882.5	1	99	20.0	18.7	0.458	0.618	0.253	0.341	24
ANT 4	Head	QPSK	Mode A	0	Left Cheek	26365	1882.5	50	24	20.0	18.8	0.447	0.589	0.248	0.327	
ANT 4	Head	QPSK	Mode A	0	Left Tilt	26365	1882.5	1	99	20.0	18.7	0.402	0.542	0.204	0.275	
ANT 4	Head	QPSK	Mode A	0	Left Tilt	26365	1882.5	50	24	20.0	18.8	0.450	0.593	0.224	0.295	
ANT 4	Head	QPSK	Mode A	0	Right Cheek	26365	1882.5	1	99	20.0	18.7	0.202	0.272	0.120	0.162	
ANT 4	Head	QPSK	Mode A	0	Right Cheek	26365	1882.5	50	24	20.0	18.8	0.198	0.261	0.117	0.154	
ANT 4	Head	QPSK	Mode A	0	Right Tilt	26365	1882.5	1	99	20.0	18.7	0.152	0.205	0.087	0.117	
ANT 4	Head	QPSK	Mode A	0	Right Tilt	26365	1882.5	50	24	20.0	18.8	0.148	0.195	0.085	0.112	
ANT 4	Body & Hotspot	QPSK	Mode B	5	Back	26140	1860	1	0	19.8	18.8	0.581	0.731	0.308	0.388	
ANT 4	Body & Hotspot	QPSK	Mode B	5	Back	26140	1860	50	24	19.8	18.9	0.626	0.770	0.330	0.406	
ANT 4	Body & Hotspot	QPSK	Mode B	5	Back	26365	1882.5	1	99	19.8	18.7	0.655	0.844	0.344	0.443	
ANT 4	Body & Hotspot	QPSK	Mode B	5	Back	26365	1882.5	50	24	19.8	18.8	0.641	0.807	0.336	0.423	
ANT 4	Body & Hotspot	QPSK	Mode B	5	Back	26590	1905	1	0	19.8	18.8	0.711	0.895	0.380	0.478	
ANT 4	Body & Hotspot	QPSK	Mode B	5	Back	26590	1905	50	50	19.8	18.9	0.748	0.920	0.399	0.491	
ANT 4	Body & Hotspot	QPSK	Mode B	5	Back	26590	1905	100	0	19.8	18.9	0.760	0.935	0.406	0.499	25
ANT 4	Body & Hotspot	QPSK	Mode B	5	Front	26365	1882.5	1	99	19.8	18.7	0.271	0.349	0.153	0.197	
ANT 4	Body & Hotspot	QPSK	Mode B	5	Front	26365	1882.5	50	24	19.8	18.8	0.271	0.341	0.153	0.193	
ANT 4	Hotspot	QPSK	Mode B	5	Edge Top	26365	1882.5	1	99	19.8	18.7	0.191	0.246	0.083	0.107	
ANT 4	Hotspot	QPSK	Mode B	5	Edge Top	26365	1882.5	50	24	19.8	18.8	0.186	0.234	0.079	0.099	
ANT 4	Hotspot	QPSK	Mode B	5	Edge Right	26365	1882.5	1	99	19.8	18.7	0.601	0.774	0.294	0.379	
ANT 4	Hotspot	QPSK	Mode B	5	Edge Right	26365	1882.5	50	24	19.8	18.8	0.586	0.738	0.288	0.363	

10.12. LTE Band 26 (10MHz Bandwidth)

Antenna(s)	RF Exposure Condition	Mode(s)	Power Mode(s)	Dist. (mm)	Test Position(s)	Channel	Freq. (MHz)	RB Allocation	RB Offset	Max Output Pwr (dBm)	Meas. (dBm)	1-g Meas. (W/kg)	1-g Scaled (W/kg)	10-g Meas. (W/kg)	10-g Scaled (W/kg)	Plot No.
ANT 1	Head	QPSK	Mode A	0	Left Cheek	26865	831.5	1	25	25.7	24.4	0.089	0.120	0.070	0.094	
ANT 1	Head	QPSK	Mode A	0	Left Cheek	26865	831.5	25	12	24.7	23.8	0.075	0.092	0.059	0.073	
ANT 1	Head	QPSK	Mode A	0	Left Tilt	26865	831.5	1	25	25.7	24.4	0.067	0.090	0.052	0.070	
ANT 1	Head	QPSK	Mode A	0	Left Tilt	26865	831.5	25	12	24.7	23.8	0.061	0.075	0.047	0.058	
ANT 1	Head	QPSK	Mode A	0	Right Cheek	26865	831.5	1	25	25.7	24.4	0.151	0.204	0.117	0.158	
ANT 1	Head	QPSK	Mode A	0	Right Cheek	26865	831.5	25	12	24.7	23.8	0.119	0.146	0.091	0.112	
ANT 1	Head	QPSK	Mode A	0	Right Tilt	26865	831.5	1	25	25.7	24.4	0.108	0.146	0.086	0.116	
ANT 1	Head	QPSK	Mode A	0	Right Tilt	26865	831.5	25	12	24.7	23.8	0.093	0.114	0.074	0.091	
ANT 1	Body & Hotspot	QPSK	Mode B	5	Back	26740	819	1	0	22.9	21.7	0.660	0.870	0.355	0.468	
ANT 1	Body & Hotspot	QPSK	Mode B	5	Back	26740	819	25	12	22.9	21.7	0.688	0.907	0.371	0.489	
ANT 1	Body & Hotspot	QPSK	Mode B	5	Back	26740	819	50	0	22.9	21.7	0.681	0.898	0.367	0.484	
ANT 1	Body & Hotspot	QPSK	Mode B	5	Back	26865	831.5	1	0	22.9	21.7	0.643	0.848	0.350	0.461	
ANT 1	Body & Hotspot	QPSK	Mode B	5	Back	26865	831.5	25	12	22.9	21.7	0.638	0.841	0.346	0.456	
ANT 1	Body & Hotspot	QPSK	Mode B	5	Back	26990	844	1	25	22.9	21.7	0.717	0.945	0.386	0.509	26
ANT 1	Body & Hotspot	QPSK	Mode B	5	Back	26990	844	25	12	22.9	21.7	0.716	0.944	0.384	0.506	
ANT 1	Body & Hotspot	QPSK	Mode B	5	Front	26865	831.5	1	0	22.9	21.7	0.504	0.664	0.275	0.363	
ANT 1	Body & Hotspot	QPSK	Mode B	5	Front	26865	831.5	25	12	22.9	21.7	0.491	0.647	0.267	0.352	
ANT 1	Hotspot	QPSK	Mode B	5	Edge Right	26865	831.5	1	0	22.9	21.7	0.261	0.344	0.171	0.225	
ANT 1	Hotspot	QPSK	Mode B	5	Edge Right	26865	831.5	25	12	22.9	21.7	0.245	0.323	0.160	0.211	
ANT 1	Hotspot	QPSK	Mode B	5	Edge Bottom	26865	831.5	1	0	22.9	21.7	0.595	0.784	0.279	0.368	
ANT 1	Hotspot	QPSK	Mode B	5	Edge Bottom	26865	831.5	25	12	22.9	21.7	0.589	0.776	0.276	0.364	
ANT 1	Hotspot	QPSK	Mode B	5	Edge Left	26865	831.5	1	0	22.9	21.7	0.043	0.057	0.027	0.036	
ANT 1	Hotspot	QPSK	Mode B	5	Edge Left	26865	831.5	25	12	22.9	21.7	0.038	0.050	0.025	0.033	
Antenna(s)	RF Exposure Condition	Mode(s)	Power Mode(s)	Dist. (mm)	Test Position(s)	Channel	Freq. (MHz)	RB Allocation	RB Offset	Max Output Pwr (dBm)	Meas. (dBm)	1-g Meas. (W/kg)	1-g Scaled (W/kg)	10-g Meas. (W/kg)	10-g Scaled (W/kg)	Plot No.
ANT 2	Head	QPSK	Mode A	0	Left Cheek	26865	831.5	1	0	23.9	22.7	0.399	0.526	0.246	0.324	
ANT 2	Head	QPSK	Mode A	0	Left Cheek	26865	831.5	25	25	23.9	22.7	0.400	0.527	0.244	0.322	
ANT 2	Head	QPSK	Mode A	0	Left Tilt	26865	831.5	1	0	23.9	22.7	0.260	0.343	0.147	0.194	
ANT 2	Head	QPSK	Mode A	0	Left Tilt	26865	831.5	25	25	23.9	22.7	0.264	0.348	0.150	0.198	
ANT 2	Head	QPSK	Mode A	0	Right Cheek	26865	831.5	1	0	23.9	22.7	0.531	0.700	0.329	0.434	
ANT 2	Head	QPSK	Mode A	0	Right Cheek	26865	831.5	25	25	23.9	22.7	0.532	0.701	0.332	0.438	27
ANT 2	Head	QPSK	Mode A	0	Right Tilt	26865	831.5	1	0	23.9	22.7	0.347	0.457	0.185	0.244	
ANT 2	Head	QPSK	Mode A	0	Right Tilt	26865	831.5	25	25	23.9	22.7	0.341	0.450	0.179	0.236	
ANT 2	Body & Hotspot	QPSK	Mode B	5	Back	26865	831.5	1	0	25.2	23.8	0.548	0.756	0.349	0.482	
ANT 2	Body & Hotspot	QPSK	Mode B	5	Back	26865	831.5	25	25	24.2	23.1	0.473	0.609	0.300	0.386	
ANT 2	Body & Hotspot	QPSK	Mode B	5	Front	26865	831.5	1	0	25.2	23.8	0.273	0.377	0.171	0.236	
ANT 2	Body & Hotspot	QPSK	Mode B	5	Front	26865	831.5	25	25	24.2	23.1	0.238	0.307	0.149	0.192	
ANT 2	Hotspot	QPSK	Mode B	5	Edge Top	26865	831.5	1	0	25.2	23.8	0.161	0.222	0.086	0.119	
ANT 2	Hotspot	QPSK	Mode B	5	Edge Top	26865	831.5	25	25	24.2	23.1	0.137	0.176	0.073	0.094	
ANT 2	Hotspot	QPSK	Mode B	5	Edge Right	26865	831.5	1	0	25.2	23.8	0.109	0.150	0.070	0.097	
ANT 2	Hotspot	QPSK	Mode B	5	Edge Right	26865	831.5	25	25	24.2	23.1	0.092	0.119	0.059	0.076	
ANT 2	Hotspot	QPSK	Mode B	5	Edge Left	26865	831.5	1	0	25.2	23.8	0.338	0.467	0.144	0.199	
ANT 2	Hotspot	QPSK	Mode B	5	Edge Left	26865	831.5	25	25	24.2	23.1	0.294	0.379	0.125	0.161	

10.13. LTE Band 30 (10MHz Bandwidth)

Antenna(s)	RF Exposure Condition	Mode(s)	Power Mode(s)	Dist. (mm)	Test Position(s)	Channel	Freq. (MHz)	RB Allocation	RB Offset	Max Output Pwr (dBm)	Meas. (dBm)	1-g Meas. (W/kg)	1-g Scaled (W/kg)	10-g Meas. (W/kg)	10-g Scaled (W/kg)	Plot No.
ANT 1	Head	QPSK	Mode A	0	Left Cheek	27710	2310	1	0	21.0	20.1	0.026	0.032	0.017	0.021	
ANT 1	Head	QPSK	Mode A	0	Left Cheek	27710	2310	25	0	21.0	20.1	0.025	0.031	0.016	0.020	
ANT 1	Head	QPSK	Mode A	0	Left Tilt	27710	2310	1	0	21.0	20.1	0.017	0.021	0.009	0.011	
ANT 1	Head	QPSK	Mode A	0	Left Tilt	27710	2310	25	0	21.0	20.1	0.017	0.021	0.009	0.011	
ANT 1	Head	QPSK	Mode A	0	Right Cheek	27710	2310	1	0	21.0	20.1	0.058	0.071	0.034	0.042	
ANT 1	Head	QPSK	Mode A	0	Right Cheek	27710	2310	25	0	21.0	20.1	0.060	0.074	0.035	0.043	
ANT 1	Head	QPSK	Mode A	0	Right Tilt	27710	2310	1	0	21.0	20.1	0.021	0.026	0.012	0.015	
ANT 1	Head	QPSK	Mode A	0	Right Tilt	27710	2310	25	0	21.0	20.1	0.022	0.027	0.012	0.015	
ANT 1	Body & Hotspot	QPSK	Mode B	5	Back	27710	2310	1	0	17.8	16.7	0.414	0.533	0.180	0.232	
ANT 1	Body & Hotspot	QPSK	Mode B	5	Back	27710	2310	25	0	17.8	16.7	0.416	0.536	0.181	0.233	
ANT 1	Body & Hotspot	QPSK	Mode B	5	Front	27710	2310	1	0	17.8	16.7	0.306	0.394	0.132	0.170	
ANT 1	Body & Hotspot	QPSK	Mode B	5	Front	27710	2310	25	0	17.8	16.7	0.305	0.393	0.132	0.170	
ANT 1	Hotspot	QPSK	Mode B	5	Edge Right	27710	2310	1	0	17.8	16.7	0.275	0.354	0.122	0.157	
ANT 1	Hotspot	QPSK	Mode B	5	Edge Right	27710	2310	25	0	17.8	16.7	0.278	0.358	0.123	0.158	
ANT 1	Hotspot	QPSK	Mode B	5	Edge Bottom	27710	2310	1	0	17.8	16.7	0.585	0.754	0.238	0.307	
ANT 1	Hotspot	QPSK	Mode B	5	Edge Bottom	27710	2310	25	0	17.8	16.7	0.590	0.760	0.240	0.309	
ANT 1	Hotspot	QPSK	Mode B	5	Edge Left	27710	2310	1	0	17.8	16.7	0.030	0.039	0.018	0.023	
ANT 1	Hotspot	QPSK	Mode B	5	Edge Left	27710	2310	25	0	17.8	16.7	0.030	0.039	0.016	0.021	
Antenna(s)	RF Exposure Condition	Mode(s)	Power Mode(s)	Dist. (mm)	Test Position(s)	Channel	Freq. (MHz)	RB Allocation	RB Offset	Max Output Pwr (dBm)	Meas. (dBm)	1-g Meas. (W/kg)	1-g Scaled (W/kg)	10-g Meas. (W/kg)	10-g Scaled (W/kg)	Plot No.
ANT 2	Head	QPSK	Mode A	0	Left Cheek	27710	2310	1	25	18.5	17.3	0.206	0.272	0.085	0.112	
ANT 2	Head	QPSK	Mode A	0	Left Cheek	27710	2310	25	12	18.5	17.2	0.204	0.275	0.083	0.112	
ANT 2	Head	QPSK	Mode A	0	Left Tilt	27710	2310	1	25	18.5	17.3	0.235	0.310	0.094	0.124	
ANT 2	Head	QPSK	Mode A	0	Left Tilt	27710	2310	25	12	18.5	17.2	0.233	0.314	0.093	0.125	
ANT 2	Head	QPSK	Mode A	0	Right Cheek	27710	2310	1	25	18.5	17.3	0.619	0.816	0.291	0.384	
ANT 2	Head	QPSK	Mode A	0	Right Cheek	27710	2310	25	12	18.5	17.2	0.612	0.826	0.287	0.387	
ANT 2	Head	QPSK	Mode A	0	Right Cheek	27710	2310	50	0	18.5	17.3	0.728	0.960	0.329	0.434	28
ANT 2	Head	QPSK	Mode A	0	Right Tilt	27710	2310	1	25	18.5	17.3	0.482	0.635	0.201	0.265	
ANT 2	Head	QPSK	Mode A	0	Right Tilt	27710	2310	25	12	18.5	17.2	0.478	0.645	0.199	0.268	
ANT 2	Body & Hotspot	QPSK	Mode B	5	Back	27710	2310	1	25	18.8	18.0	0.499	0.600	0.224	0.269	
ANT 2	Body & Hotspot	QPSK	Mode B	5	Back	27710	2310	25	12	18.8	17.9	0.495	0.609	0.223	0.274	
ANT 2	Body & Hotspot	QPSK	Mode B	5	Front	27710	2310	1	25	18.8	18.0	0.327	0.393	0.183	0.220	
ANT 2	Body & Hotspot	QPSK	Mode B	5	Front	27710	2310	25	12	18.8	17.9	0.329	0.405	0.182	0.224	
ANT 2	Hotspot	QPSK	Mode B	5	Edge Top	27710	2310	1	25	18.8	18.0	0.311	0.374	0.132	0.159	
ANT 2	Hotspot	QPSK	Mode B	5	Edge Top	27710	2310	25	12	18.8	17.9	0.307	0.378	0.130	0.160	
ANT 2	Hotspot	QPSK	Mode B	5	Edge Right	27710	2310	1	25	18.8	18.0	0.031	0.037	0.019	0.023	
ANT 2	Hotspot	QPSK	Mode B	5	Edge Right	27710	2310	25	12	18.8	17.9	0.030	0.037	0.017	0.021	
ANT 2	Hotspot	QPSK	Mode B	5	Edge Left	27710	2310	1	25	18.8	18.0	0.768	0.923	0.354	0.426	
ANT 2	Hotspot	QPSK	Mode B	5	Edge Left	27710	2310	25	12	18.8	17.9	0.758	0.933	0.351	0.432	
ANT 2	Hotspot	QPSK	Mode B	5	Edge Left	27710	2310	50	0	18.8	17.9	0.762	0.937	0.354	0.436	
Antenna(s)	RF Exposure Condition	Mode(s)	Power Mode(s)	Dist. (mm)	Test Position(s)	Channel	Freq. (MHz)	RB Allocation	RB Offset	Max Output Pwr (dBm)	Meas. (dBm)	1-g Meas. (W/kg)	1-g Scaled (W/kg)	10-g Meas. (W/kg)	10-g Scaled (W/kg)	Plot No.
ANT 3	Head	QPSK	Mode A	0	Left Cheek	27710	2310	1	0	22.1	21.1	0.171	0.215	0.102	0.128	
ANT 3	Head	QPSK	Mode A	0	Left Cheek	27710	2310	25	0	22.1	21.2	0.171	0.210	0.102	0.125	
ANT 3	Head	QPSK	Mode A	0	Left Tilt	27710	2310	1	0	22.1	21.1	0.085	0.107	0.049	0.062	
ANT 3	Head	QPSK	Mode A	0	Left Tilt	27710	2310	25	0	22.1	21.2	0.082	0.101	0.047	0.058	
ANT 3	Head	QPSK	Mode A	0	Right Cheek	27710	2310	1	0	22.1	21.1	0.111	0.140	0.066	0.083	
ANT 3	Head	QPSK	Mode A	0	Right Cheek	27710	2310	25	0	22.1	21.2	0.110	0.135	0.066	0.081	
ANT 3	Head	QPSK	Mode A	0	Right Tilt	27710	2310	1	0	22.1	21.1	0.111	0.140	0.059	0.074	
ANT 3	Head	QPSK	Mode A	0	Right Tilt	27710	2310	25	0	22.1	21.2	0.109	0.134	0.058	0.071	
ANT 3	Body & Hotspot	QPSK	Mode B	5	Back	27710	2310	1	0	20.5	19.5	0.767	0.966	0.393	0.495	
ANT 3	Body & Hotspot	QPSK	Mode B	5	Back	27710	2310	25	0	20.5	19.5	0.770	0.969	0.394	0.496	29
ANT 3	Body & Hotspot	QPSK	Mode B	5	Back	27710	2310	50	0	20.5	19.4	0.559	0.720	0.297	0.383	
ANT 3	Body & Hotspot	QPSK	Mode B	5	Front	27710	2310	1	0	20.5	19.5	0.413	0.520	0.219	0.276	
ANT 3	Body & Hotspot	QPSK	Mode B	5	Front	27710	2310	25	0	20.5	19.5	0.424	0.534	0.228	0.287	
ANT 3	Hotspot	QPSK	Mode B	5	Edge Bottom	27710	2310	1	0	20.5	19.5	0.198	0.249	0.089	0.112	
ANT 3	Hotspot	QPSK	Mode B	5	Edge Bottom	27710	2310	25	0	20.5	19.5	0.198	0.249	0.089	0.112	
ANT 3	Hotspot	QPSK	Mode B	5	Edge Left	27710	2310	1	0	20.5	19.5	0.589	0.742	0.284	0.358	
ANT 3	Hotspot	QPSK	Mode B	5	Edge Left	27710	2310	25	0	20.5	19.5	0.595	0.749	0.286	0.360	
Antenna(s)	RF Exposure Condition	Mode(s)	Power Mode(s)	Dist. (mm)	Test Position(s)	Channel	Freq. (MHz)	RB Allocation	RB Offset	Max Output Pwr (dBm)	Meas. (dBm)	1-g Meas. (W/kg)	1-g Scaled (W/kg)	10-g Meas. (W/kg)	10-g Scaled (W/kg)	Plot No.
ANT 4	Head	QPSK	Mode A	0	Left Cheek	27710	2310	1	0	20.3	19.5	0.580	0.697	0.300	0.361	
ANT 4	Head	QPSK	Mode A	0	Left Cheek	27710	2310	25	12	20.3	19.4	0.599	0.737	0.309	0.380	
ANT 4	Head	QPSK	Mode A	0	Left Tilt	27710	2310	1	0	20.3	19.5	0.432	0.519	0.205	0.246	
ANT 4	Head	QPSK	Mode A	0	Left Tilt	27710	2310	25	12	20.3	19.4	0.444	0.546	0.212	0.261	
ANT 4	Head	QPSK	Mode A	0	Right Cheek	27710	2310	1	0	20.3	19.5	0.464	0.558	0.263	0.316	
ANT 4	Head	QPSK	Mode A	0	Right Cheek	27710	2310	25	12	20.3	19.4	0.480	0.591	0.272	0.335	
ANT 4	Head	QPSK	Mode A	0	Right Tilt	27710	2310	1	0	20.3	19.5	0.216	0.260	0.113	0.136	
ANT 4	Head	QPSK	Mode A	0	Right Tilt	27710	2310	25	12	20.3	19.4	0.225	0.277	0.118	0.145	
ANT 4	Body & Hotspot	QPSK	Mode B	5	Back	27710	2310	1	0	19.2	19.0	0.827	0.866	0.425	0.445	
ANT 4	Body & Hotspot	QPSK	Mode B	5	Back	27710	2310	25	12	19.2	19.0	0.873	0.914	0.448	0.469	
ANT 4	Body & Hotspot	QPSK	Mode B	5	Back	27710	2310	50	0	19.2	18.9	0.742	0.795	0.372	0.399	
ANT 4	Body & Hotspot	QPSK	Mode B	5	Front	27710	2310	1	0	19.2	19.0	0.333	0.349	0.167	0.175	
ANT 4	Body & Hotspot	QPSK	Mode B	5	Front	27710	2310	25	12	19.2	19.0	0.341	0.357	0.172	0.180	
ANT 4	Hotspot	QPSK	Mode B	5	Edge Top	27710	2310	1	0	19.2	19.0	0.176	0.184	0.070	0.073	
ANT 4	Hotspot	QPSK	Mode B	5	Edge Top	27710	2310	25	12	19.2	19.0	0.191	0.200	0.078	0.082	
ANT 4	Hotspot	QPSK	Mode B	5	Edge Right	27710	2310	1	0	19.2	19.0	0.653	0.684	0.307	0.321	
ANT 4	Hotspot	QPSK	Mode B	5	Edge Right	27710	2310	25	12	19.2	19.0	0.652	0.683	0.306	0.320	

10.14. LTE Band 41 PC3 (20MHz Bandwidth)

Antenna(s)	RF Exposure Condition	Mode(s)	Power Mode(s)	Dist. (mm)	Test Position(s)	Channel	Freq. (MHz)	RB Allocation	RB Offset	Max Output Pwr (dBm)	Meas. (dBm)	1-g Meas. (W/kg)	1-g Scaled (W/kg)	10-g Meas. (W/kg)	10-g Scaled (W/kg)	Plot No.
ANT 1	Head	QPSK	Mode A	0	Left Cheek	40620	2593	1	99	24.2	23.7	0.040	0.045	0.019	0.021	
ANT 1	Head	QPSK	Mode A	0	Left Cheek	40620	2593	50	0	24.2	23.8	0.042	0.046	0.020	0.022	
ANT 1	Head	QPSK	Mode A	0	Left Tilt	40620	2593	1	99	24.2	23.7	0.069	0.077	0.032	0.036	
ANT 1	Head	QPSK	Mode A	0	Left Tilt	40620	2593	50	0	24.2	23.8	0.069	0.076	0.031	0.034	
ANT 1	Head	QPSK	Mode A	0	Right Cheek	40620	2593	1	99	24.2	23.7	0.053	0.059	0.029	0.033	
ANT 1	Head	QPSK	Mode A	0	Right Cheek	40620	2593	50	0	24.2	23.8	0.052	0.057	0.028	0.031	
ANT 1	Head	QPSK	Mode A	0	Right Tilt	40620	2593	1	99	24.2	23.7	0.046	0.052	0.020	0.022	
ANT 1	Head	QPSK	Mode A	0	Right Tilt	40620	2593	50	0	24.2	23.8	0.042	0.046	0.021	0.023	
ANT 1	Body & Hotspot	QPSK	Mode B	5	Back	40620	2593	1	99	21.5	20.3	0.429	0.566	0.182	0.240	
ANT 1	Body & Hotspot	QPSK	Mode B	5	Back	40620	2593	50	0	21.5	20.3	0.422	0.566	0.178	0.235	
ANT 1	Body & Hotspot	QPSK	Mode B	5	Front	40620	2593	1	99	21.5	20.3	0.311	0.410	0.131	0.173	
ANT 1	Body & Hotspot	QPSK	Mode B	5	Front	40620	2593	50	0	21.5	20.3	0.301	0.397	0.126	0.166	
ANT 1	Hotspot	QPSK	Mode B	5	Edge Right	40620	2593	1	99	21.5	20.3	0.311	0.410	0.141	0.186	
ANT 1	Hotspot	QPSK	Mode B	5	Edge Right	40620	2593	50	0	21.5	20.3	0.313	0.413	0.142	0.187	
ANT 1	Hotspot	QPSK	Mode B	5	Edge Bottom	40620	2593	1	99	21.5	20.3	0.477	0.629	0.194	0.256	
ANT 1	Hotspot	QPSK	Mode B	5	Edge Bottom	40620	2593	50	0	21.5	20.3	0.460	0.606	0.185	0.244	
ANT 1	Hotspot	QPSK	Mode B	5	Edge Left	40620	2593	1	99	21.5	20.3	0.043	0.057	0.020	0.026	
ANT 1	Hotspot	QPSK	Mode B	5	Edge Left	40620	2593	50	0	21.5	20.3	0.038	0.050	0.017	0.022	
Antenna(s)	RF Exposure Condition	Mode(s)	Power Mode(s)	Dist. (mm)	Test Position(s)	Channel	Freq. (MHz)	RB Allocation	RB Offset	Max Output Pwr (dBm)	Meas. (dBm)	1-g Meas. (W/kg)	1-g Scaled (W/kg)	10-g Meas. (W/kg)	10-g Scaled (W/kg)	Plot No.
ANT 2	Head	QPSK	Mode A	0	Left Cheek	40620	2593	1	99	20.3	18.4	0.233	0.361	0.087	0.135	
ANT 2	Head	QPSK	Mode A	0	Left Cheek	40620	2593	50	0	20.3	18.4	0.248	0.384	0.094	0.146	
ANT 2	Head	QPSK	Mode A	0	Left Tilt	40620	2593	1	99	20.3	18.4	0.244	0.378	0.089	0.138	
ANT 2	Head	QPSK	Mode A	0	Left Tilt	40620	2593	50	0	20.3	18.4	0.252	0.390	0.092	0.142	
ANT 2	Head	QPSK	Mode A	0	Right Cheek	40620	2593	1	99	20.3	18.4	0.375	0.581	0.160	0.248	
ANT 2	Head	QPSK	Mode A	0	Right Cheek	40620	2593	50	0	20.3	18.4	0.393	0.609	0.175	0.271	30
ANT 2	Head	QPSK	Mode A	0	Right Tilt	40620	2593	1	99	20.3	18.4	0.324	0.502	0.135	0.209	
ANT 2	Head	QPSK	Mode A	0	Right Tilt	40620	2593	50	0	20.3	18.4	0.359	0.556	0.148	0.229	
ANT 2	Body & Hotspot	QPSK	Mode B	5	Back	40620	2593	1	99	19.7	18.4	0.384	0.518	0.167	0.225	
ANT 2	Body & Hotspot	QPSK	Mode B	5	Back	40620	2593	50	0	19.7	18.4	0.408	0.550	0.177	0.239	
ANT 2	Body & Hotspot	QPSK	Mode B	5	Front	40620	2593	1	99	19.7	18.4	0.285	0.384	0.137	0.185	
ANT 2	Body & Hotspot	QPSK	Mode B	5	Front	40620	2593	50	0	19.7	18.4	0.309	0.417	0.148	0.200	
ANT 2	Hotspot	QPSK	Mode B	5	Edge Top	40620	2593	1	99	19.7	18.4	0.358	0.483	0.133	0.179	
ANT 2	Hotspot	QPSK	Mode B	5	Edge Top	40620	2593	50	0	19.7	18.4	0.354	0.478	0.132	0.178	
ANT 2	Hotspot	QPSK	Mode B	5	Edge Right	40620	2593	1	99	19.7	18.4	0.026	0.035	0.013	0.018	
ANT 2	Hotspot	QPSK	Mode B	5	Edge Right	40620	2593	50	0	19.7	18.4	0.020	0.027	0.015	0.020	
ANT 2	Hotspot	QPSK	Mode B	5	Edge Left	40620	2593	1	99	19.7	18.4	0.508	0.685	0.212	0.286	
ANT 2	Hotspot	QPSK	Mode B	5	Edge Left	40620	2593	50	0	19.7	18.4	0.533	0.719	0.223	0.301	31
Antenna(s)	RF Exposure Condition	Mode(s)	Power Mode(s)	Dist. (mm)	Test Position(s)	Channel	Freq. (MHz)	RB Allocation	RB Offset	Max Output Pwr (dBm)	Meas. (dBm)	1-g Meas. (W/kg)	1-g Scaled (W/kg)	10-g Meas. (W/kg)	10-g Scaled (W/kg)	Plot No.
ANT 3	Head	QPSK	Mode A	0	Left Cheek	40620	2593	1	0	23.7	22.8	0.151	0.186	0.083	0.102	
ANT 3	Head	QPSK	Mode A	0	Left Cheek	40620	2593	50	0	23.7	22.8	0.150	0.185	0.083	0.102	
ANT 3	Head	QPSK	Mode A	0	Left Tilt	40620	2593	1	0	23.7	22.8	0.067	0.082	0.036	0.044	
ANT 3	Head	QPSK	Mode A	0	Left Tilt	40620	2593	50	0	23.7	22.8	0.067	0.082	0.036	0.044	
ANT 3	Head	QPSK	Mode A	0	Right Cheek	40620	2593	1	0	23.7	22.8	0.065	0.080	0.035	0.043	
ANT 3	Head	QPSK	Mode A	0	Right Cheek	40620	2593	50	0	23.7	22.8	0.065	0.080	0.035	0.043	
ANT 3	Head	QPSK	Mode A	0	Right Tilt	40620	2593	1	0	23.7	22.8	0.038	0.047	0.018	0.022	
ANT 3	Head	QPSK	Mode A	0	Right Tilt	40620	2593	50	0	23.7	22.8	0.038	0.047	0.017	0.021	
ANT 3	Body & Hotspot	QPSK	Mode B	5	Back	40620	2593	1	0	21.1	20.1	0.447	0.563	0.209	0.263	
ANT 3	Body & Hotspot	QPSK	Mode B	5	Back	40620	2593	50	0	21.1	20.1	0.458	0.577	0.212	0.267	
ANT 3	Body & Hotspot	QPSK	Mode B	5	Front	40620	2593	1	0	21.1	20.1	0.345	0.434	0.164	0.206	
ANT 3	Body & Hotspot	QPSK	Mode B	5	Front	40620	2593	50	0	21.1	20.1	0.343	0.432	0.162	0.204	
ANT 3	Hotspot	QPSK	Mode B	5	Edge Bottom	40620	2593	1	0	21.1	20.1	0.200	0.252	0.088	0.111	
ANT 3	Hotspot	QPSK	Mode B	5	Edge Bottom	40620	2593	50	0	21.1	20.1	0.204	0.257	0.090	0.113	
ANT 3	Hotspot	QPSK	Mode B	5	Edge Left	40620	2593	1	0	21.1	20.1	0.560	0.705	0.248	0.312	
ANT 3	Hotspot	QPSK	Mode B	5	Edge Left	40620	2593	50	0	21.1	20.1	0.565	0.711	0.249	0.313	
Antenna(s)	RF Exposure Condition	Mode(s)	Power Mode(s)	Dist. (mm)	Test Position(s)	Channel	Freq. (MHz)	RB Allocation	RB Offset	Max Output Pwr (dBm)	Meas. (dBm)	1-g Meas. (W/kg)	1-g Scaled (W/kg)	10-g Meas. (W/kg)	10-g Scaled (W/kg)	Plot No.
ANT 4	Head	QPSK	Mode A	0	Left Cheek	40620	2593	1	0	22.6	21.4	0.420	0.554	0.187	0.247	
ANT 4	Head	QPSK	Mode A	0	Left Cheek	40620	2593	50	24	22.6	21.4	0.407	0.537	0.180	0.237	
ANT 4	Head	QPSK	Mode A	0	Left Tilt	40620	2593	1	0	22.6	21.4	0.265	0.349	0.123	0.162	
ANT 4	Head	QPSK	Mode A	0	Left Tilt	40620	2593	50	24	22.6	21.4	0.263	0.347	0.122	0.161	
ANT 4	Head	QPSK	Mode A	0	Right Cheek	40620	2593	1	0	22.6	21.4	0.155	0.204	0.083	0.109	
ANT 4	Head	QPSK	Mode A	0	Right Cheek	40620	2593	50	24	22.6	21.4	0.145	0.191	0.077	0.102	
ANT 4	Head	QPSK	Mode A	0	Right Tilt	40620	2593	1	0	22.6	21.4	0.142	0.187	0.066	0.087	
ANT 4	Head	QPSK	Mode A	0	Right Tilt	40620	2593	50	24	22.6	21.4	0.135	0.178	0.064	0.084	
ANT 4	Body & Hotspot	QPSK	Mode B	5	Back	40620	2593	1	99	21.8	20.6	0.464	0.612	0.232	0.306	
ANT 4	Body & Hotspot	QPSK	Mode B	5	Back	40620	2593	50	24	21.8	20.7	0.481	0.620	0.241	0.310	32
ANT 4	Body & Hotspot	QPSK	Mode B	5	Front	40620	2593	1	99	21.8	20.6	0.261	0.344	0.125	0.165	
ANT 4	Body & Hotspot	QPSK	Mode B	5	Front	40620	2593	50	24	21.8	20.7	0.268	0.345	0.129	0.166	
ANT 4	Hotspot	QPSK	Mode B	5	Edge Top	40620	2593	1	99	21.8	20.6	0.100	0.132	0.043	0.057	
ANT 4	Hotspot	QPSK	Mode B	5	Edge Top	40620	2593	50	24	21.8	20.7	0.103	0.133	0.044	0.057	
ANT 4	Hotspot	QPSK	Mode B	5	Edge Right	40620	2593	1	99	21.8	20.6	0.456	0.601	0.205	0.270	
ANT 4	Hotspot	QPSK	Mode B	5	Edge Right	40620	2593	50	24	21.8	20.7	0.486	0.626	0.218	0.281	

UL CA 41C PC3

Antenna	RF Exposure Conditions	Mode	Power Mode	Dist. (mm)	Test Position(s)	PCC UL				SCC UL				Power (dBm)		1-g SAR (W/kg)		10-g SAR (W/kg)		Plot No.
						Ch #.	Freq. (MHz)	RB Allocation	RB Offset	Ch #.	Freq. (MHz)	RB Allocation	RB Offset	Tune-up limit	Meas.	Meas.	Scaled	Meas.	Scaled	
ANT 1	Head	QPSK	Mode A	0	Left Tilt	40521	2583.1	1	99	40719	2602.9	1	0	24.2	23.8	0.055	0.060	0.030	0.033	.
	Body & Hotspot	QPSK	Mode B	5	Back	40521	2583.1	1	99	40719	2602.9	1	0	21.5	20.3	0.358	0.472	0.172	0.227	.
	Hotspot	QPSK	Mode B	5	Edge Bottom	40521	2583.1	1	99	40719	2602.9	1	0	21.5	20.3	0.527	0.695	0.214	0.282	.
ANT 2	Head	QPSK	Mode A	0	Right Cheek	40521	2583.1	1	99	40719	2602.9	1	0	20.3	19.1	0.383	0.505	0.163	0.215	.
	Body & Hotspot	QPSK	Mode B	5	Back	40521	2583.1	1	99	40719	2602.9	1	0	19.7	18.5	0.334	0.440	0.151	0.199	.
	Hotspot	QPSK	Mode B	5	Edge Left	40521	2583.1	1	99	40719	2602.9	1	0	19.7	18.5	0.447	0.589	0.193	0.254	.
ANT 3	Head	QPSK	Mode A	0	Left Cheek	40521	2583.1	1	99	40719	2602.9	1	0	23.7	22.7	0.113	0.142	0.061	0.077	.
	Body & Hotspot	QPSK	Mode B	5	Back	40521	2583.1	1	99	40719	2602.9	1	0	21.1	20.5	0.318	0.365	0.150	0.172	.
	Hotspot	QPSK	Mode B	5	Edge Left	40521	2583.1	1	99	40719	2602.9	1	0	21.1	20.5	0.373	0.428	0.166	0.191	.
ANT 4	Head	QPSK	Mode A	0	Left Cheek	40521	2583.1	1	99	40719	2602.9	1	0	22.6	20.9	0.544	0.805	0.256	0.379	.
	Body & Hotspot	QPSK	Mode B	5	Back	40521	2583.1	1	99	40719	2602.9	1	0	21.8	20.7	0.382	0.492	0.192	0.247	.
	Hotspot	QPSK	Mode B	5	Edge Right	40521	2583.1	1	99	40719	2602.9	1	0	21.8	20.7	0.497	0.640	0.225	0.290	.

Notes):

PCC RB allocation setting for UL CA has been adjusted based on the worst-case power. Additional SAR for UL CA PC2 is not required. Test reduction has been applied based on standalone SAR.

10.15. LTE Band 41 PC2 (20MHz Bandwidth)

From May 2017 TCB Workshop, SAR tested were performed using Power Class 3. SAR test for Power Class 2 is tested using the highest SAR test configuration in Power Class 3 for each LTE configuration and exposure condition combination. According to the highest time averaged power for UL-DL configurations, configuration # 1 with duty cycle 43.3% is used for Power Class 2 SAR test.

Additional SAR testing for Power Class 2 is not required when:

- The reported SAR vs. output power can be linearly scaled with < 10% discrepancy between power classes and all reported SAR are < 1.4 W/kg

Reported SAR vs. Output Power linearly scaled

Antenna	RF Exposure Condition	Mode(s)	Power Mode(s)	LTE B41 PC2			LTE B41 PC3			Reported SAR (W/kg)	Linearly scaled	Linearly scaled	Testing Required
				Duty Cycle (%)	Max Output Power	Frame Avg Pwr (mW)	Duty Cycle (%)	Max Output Power	Frame Avg Pwr (mW)		PC2	PC2	PC2
ANT 1	Head	QPSK	Mode A	43.3%	25.8	164.6	63.3%	24.2	166.5	0.077	0.077	-0.5%	No
ANT 1	Body & Hotspot	QPSK	Mode B	43.3%	23.1	88.4	63.3%	21.5	89.4	0.566	0.559	-1.2%	No
ANT 1	Hotspot	QPSK	Mode B	43.3%	23.1	88.4	63.3%	21.5	89.4	0.629	0.622	-1.1%	No
ANT 2	Head	QPSK	Mode A	43.3%	21.9	67.1	63.3%	20.3	67.8	0.609	0.602	-1.1%	No
	Body & Hotspot	QPSK	Mode B	43.3%	21.3	58.4	63.3%	19.7	59.1	0.550	0.544	-1.2%	No
	Hotspot	QPSK	Mode B	43.3%	21.3	58.4	63.3%	19.7	59.1	0.719	0.711	-1.1%	No
ANT 3	Head	QPSK	Mode A	43.3%	25.3	146.7	63.3%	23.7	148.4	0.186	0.184	-1.0%	No
	Body & Hotspot	QPSK	Mode B	43.3%	22.7	80.6	63.3%	21.1	81.6	0.577	0.570	-1.1%	No
	Hotspot	QPSK	Mode B	43.3%	22.7	80.6	63.3%	21.1	81.6	0.711	0.703	-1.2%	No
ANT 4	Head	QPSK	Mode A	43.3%	24.2	113.9	63.3%	22.6	115.2	0.554	0.547	-1.2%	No
	Body & Hotspot	QPSK	Mode B	43.3%	23.4	94.7	63.3%	21.8	95.8	0.620	0.613	-1.1%	No
	Hotspot	QPSK	Mode B	43.3%	23.4	94.7	63.3%	21.8	95.8	0.626	0.619	-1.1%	No

Conclusion:

SAR testing for Power Class 2 is required for ANT 1 Mode A Head only because the PC2 reported SAR vs. output power linearly scaled >10%.

10.16. LTE Band 48 (20MHz Bandwidth)

Antenna(s)	RF Exposure Condition	Mode(s)	Power Mode(s)	Dist. (mm)	Test Position(s)	Channel	Freq. (MHz)	RB Allocation	RB Offset	Max Output Pwr (dBm)	Meas. (dBm)	1-g Meas. (W/kg)	1-g Scaled (W/kg)	10-g Meas. (W/kg)	10-g Scaled (W/kg)	Plot No.
ANT 7	Head	QPSK	Mode A	0	Left Cheek	56207	3646.7	1	49	22.4	21.9	0.067	0.064	0.024	0.027	
ANT 7	Head	QPSK	Mode A	0	Left Cheek	56207	3646.7	50	0	22.4	22.0	0.053	0.058	0.022	0.024	
ANT 7	Head	QPSK	Mode A	0	Left Tilt	56207	3646.7	1	49	22.4	21.9	0.073	0.082	0.025	0.028	
ANT 7	Head	QPSK	Mode A	0	Left Tilt	56207	3646.7	50	0	22.4	22.0	0.069	0.076	0.024	0.026	
ANT 7	Head	QPSK	Mode A	0	Right Cheek	56207	3646.7	1	49	22.4	21.9	0.059	0.066	0.028	0.031	
ANT 7	Head	QPSK	Mode A	0	Right Cheek	56207	3646.7	50	0	22.4	22.0	0.061	0.067	0.029	0.032	
ANT 7	Head	QPSK	Mode A	0	Right Tilt	56207	3646.7	1	49	22.4	21.9	0.019	0.021	0.007	0.008	
ANT 7	Head	QPSK	Mode A	0	Right Tilt	56207	3646.7	50	0	22.4	22.0	0.015	0.016	0.006	0.007	
ANT 7	Body & Hotspot	QPSK	Mode B	5	Back	56207	3646.7	1	0	20.0	19.7	0.327	0.350	0.127	0.136	
ANT 7	Body & Hotspot	QPSK	Mode B	5	Back	56207	3646.7	50	24	20.0	19.8	0.332	0.348	0.127	0.133	
ANT 7	Body & Hotspot	QPSK	Mode B	5	Front	56207	3646.7	1	0	20.0	19.7	0.155	0.166	0.054	0.058	
ANT 7	Body & Hotspot	QPSK	Mode B	5	Front	56207	3646.7	50	24	20.0	19.8	0.159	0.166	0.057	0.060	
ANT 7	Hotspot	QPSK	Mode B	5	Edge Right	56207	3646.7	1	0	20.0	19.7	0.738	0.791	0.265	0.284	
ANT 7	Hotspot	QPSK	Mode B	5	Edge Right	56207	3646.7	50	24	20.0	19.8	0.747	0.782	0.269	0.282	
ANT 7	Hotspot	QPSK	Mode B	5	Edge Bottom	56207	3646.7	1	0	20.0	19.7	0.059	0.063	0.024	0.026	
ANT 7	Hotspot	QPSK	Mode B	5	Edge Bottom	56207	3646.7	50	24	20.0	19.8	0.061	0.064	0.026	0.027	
ANT 8	Head	QPSK	Mode A	0	Left Cheek	56207	3646.7	1	0	21.3	20.5	0.222	0.267	0.067	0.081	
ANT 8	Head	QPSK	Mode A	0	Left Cheek	56207	3646.7	50	0	21.3	20.5	0.219	0.263	0.065	0.078	
ANT 8	Head	QPSK	Mode A	0	Left Tilt	56207	3646.7	1	0	21.3	20.5	0.201	0.242	0.058	0.070	
ANT 8	Head	QPSK	Mode A	0	Left Tilt	56207	3646.7	50	0	21.3	20.5	0.202	0.243	0.059	0.071	
ANT 8	Head	QPSK	Mode A	0	Right Cheek	56207	3646.7	1	0	21.3	20.5	0.268	0.322	0.102	0.123	
ANT 8	Head	QPSK	Mode A	0	Right Cheek	56207	3646.7	50	0	21.3	20.5	0.268	0.322	0.103	0.124	
ANT 8	Head	QPSK	Mode A	0	Right Tilt	56207	3646.7	1	0	21.3	20.5	0.228	0.274	0.082	0.099	
ANT 8	Head	QPSK	Mode A	0	Right Tilt	56207	3646.7	50	0	21.3	20.5	0.233	0.280	0.084	0.101	
ANT 8	Body & Hotspot	QPSK	Mode B	5	Back	56207	3646.7	1	0	22.0	21.1	0.636	0.782	0.203	0.250	
ANT 8	Body & Hotspot	QPSK	Mode B	5	Back	56207	3646.7	50	0	22.0	21.2	0.662	0.796	0.210	0.252	33
ANT 8	Body & Hotspot	QPSK	Mode B	5	Front	56207	3646.7	1	0	22.0	21.1	0.190	0.234	0.069	0.085	
ANT 8	Body & Hotspot	QPSK	Mode B	5	Front	56207	3646.7	50	0	22.0	21.2	0.185	0.222	0.068	0.082	
ANT 8	Hotspot	QPSK	Mode B	5	Edge Top	56207	3646.7	1	0	22.0	21.1	0.342	0.421	0.101	0.124	
ANT 8	Hotspot	QPSK	Mode B	5	Edge Top	56207	3646.7	50	0	22.0	21.2	0.328	0.394	0.096	0.115	
ANT 8	Hotspot	QPSK	Mode B	5	Edge Left	56207	3646.7	1	0	22.0	21.1	0.152	0.187	0.061	0.075	
ANT 8	Hotspot	QPSK	Mode B	5	Edge Left	56207	3646.7	50	0	22.0	21.2	0.153	0.184	0.061	0.073	
ANT 9	Head	QPSK	Mode A	0	Left Cheek	56207	3646.7	1	49	24.1	23.4	0.102	0.120	0.040	0.047	
ANT 9	Head	QPSK	Mode A	0	Left Cheek	56207	3646.7	50	24	24.1	23.5	0.103	0.118	0.041	0.047	
ANT 9	Head	QPSK	Mode A	0	Left Tilt	56207	3646.7	1	49	24.1	23.4	0.038	0.045	0.012	0.014	
ANT 9	Head	QPSK	Mode A	0	Left Tilt	56207	3646.7	50	24	24.1	23.5	0.037	0.042	0.012	0.014	
ANT 9	Head	QPSK	Mode A	0	Right Cheek	56207	3646.7	1	49	24.1	23.4	0.069	0.081	0.028	0.033	
ANT 9	Head	QPSK	Mode A	0	Right Cheek	56207	3646.7	50	24	24.1	23.5	0.067	0.077	0.026	0.030	
ANT 9	Head	QPSK	Mode A	0	Right Tilt	56207	3646.7	1	49	24.1	23.4	0.032	0.038	0.010	0.012	
ANT 9	Head	QPSK	Mode A	0	Right Tilt	56207	3646.7	50	24	24.1	23.5	0.032	0.037	0.011	0.013	
ANT 9	Body & Hotspot	QPSK	Mode B	5	Back	56207	3646.7	1	49	21.1	20.4	0.497	0.584	0.192	0.226	
ANT 9	Body & Hotspot	QPSK	Mode B	5	Back	56207	3646.7	50	50	21.1	20.5	0.497	0.571	0.193	0.222	
ANT 9	Body & Hotspot	QPSK	Mode B	5	Front	56207	3646.7	1	49	21.1	20.4	0.327	0.384	0.146	0.172	
ANT 9	Body & Hotspot	QPSK	Mode B	5	Front	56207	3646.7	50	50	21.1	20.5	0.337	0.387	0.150	0.172	
ANT 9	Hotspot	QPSK	Mode B	5	Edge Bottom	56207	3646.7	1	49	21.1	20.4	0.221	0.260	0.088	0.103	
ANT 9	Hotspot	QPSK	Mode B	5	Edge Bottom	56207	3646.7	50	50	21.1	20.5	0.230	0.264	0.092	0.106	
ANT 9	Hotspot	QPSK	Mode B	5	Edge Left	55340	3560	1	0	21.1	20.4	0.723	0.849	0.243	0.286	
ANT 9	Hotspot	QPSK	Mode B	5	Edge Left	55340	3560	50	24	21.1	20.5	0.776	0.891	0.259	0.297	34
ANT 9	Hotspot	QPSK	Mode B	5	Edge Left	55340	3560	100	0	21.1	20.5	0.744	0.854	0.252	0.252	
ANT 9	Hotspot	QPSK	Mode B	5	Edge Left	55773	3603.3	1	49	21.1	20.4	0.734	0.862	0.249	0.293	
ANT 9	Hotspot	QPSK	Mode B	5	Edge Left	55773	3603.3	50	50	21.1	20.5	0.742	0.852	0.251	0.288	
ANT 9	Hotspot	QPSK	Mode B	5	Edge Left	56207	3646.7	1	49	21.1	20.4	0.757	0.889	0.258	0.303	
ANT 9	Hotspot	QPSK	Mode B	5	Edge Left	56207	3646.7	50	50	21.1	20.5	0.774	0.889	0.265	0.304	
ANT 9	Hotspot	QPSK	Mode B	5	Edge Left	56640	3690	1	49	21.1	20.5	0.715	0.821	0.245	0.281	
ANT 9	Hotspot	QPSK	Mode B	5	Edge Left	56640	3690	50	50	21.1	20.5	0.721	0.828	0.246	0.282	
ANT 4	Head	QPSK	Mode A	0	Left Cheek	56207	3646.7	1	49	25.2	24.3	0.337	0.415	0.140	0.172	35
ANT 4	Head	QPSK	Mode A	0	Left Cheek	56207	3646.7	50	50	24.2	23.4	0.264	0.317	0.107	0.129	
ANT 4	Head	QPSK	Mode A	0	Left Tilt	56207	3646.7	1	49	25.2	24.3	0.242	0.298	0.093	0.114	
ANT 4	Head	QPSK	Mode A	0	Left Tilt	56207	3646.7	50	50	24.2	23.4	0.208	0.250	0.074	0.089	
ANT 4	Head	QPSK	Mode A	0	Right Cheek	56207	3646.7	1	49	25.2	24.3	0.102	0.125	0.040	0.049	
ANT 4	Head	QPSK	Mode A	0	Right Cheek	56207	3646.7	50	50	24.2	23.4	0.081	0.097	0.031	0.037	
ANT 4	Head	QPSK	Mode A	0	Right Tilt	56207	3646.7	1	49	25.2	24.3	0.089	0.109	0.032	0.039	
ANT 4	Head	QPSK	Mode A	0	Right Tilt	56207	3646.7	50	50	24.2	23.4	0.072	0.087	0.026	0.031	
ANT 4	Body & Hotspot	QPSK	Mode B	5	Back	56207	3646.7	1	49	24.8	24.0	0.316	0.380	0.131	0.157	
ANT 4	Body & Hotspot	QPSK	Mode B	5	Back	56207	3646.7	50	24	24.2	23.5	0.280	0.329	0.116	0.136	
ANT 4	Body & Hotspot	QPSK	Mode B	5	Front	56207	3646.7	1	49	24.8	24.0	0.192	0.231	0.073	0.088	
ANT 4	Body & Hotspot	QPSK	Mode B	5	Front	56207	3646.7	50	24	24.2	23.5	0.171	0.201	0.065	0.076	
ANT 4	Hotspot	QPSK	Mode B	5	Edge Top	56207	3646.7	1	49	24.8	24.0	0.112	0.135	0.041	0.049	
ANT 4	Hotspot	QPSK	Mode B	5	Edge Top	56207	3646.7	50	24	24.2	23.5	0.095	0.112	0.035	0.041	
ANT 4	Hotspot	QPSK	Mode B	5	Edge Right	56207	3646.7	1	49	24.8	24.0	0.288	0.346	0.120	0.144	
ANT 4	Hotspot	QPSK	Mode B	5	Edge Right	56207	3646.7	50	24	24.2	23.5	0.259	0.304	0.108	0.127	

UL CA 48C

Antenna	RF Exposure Conditions	Mode	Power Mode	Dist. (mm)	Test Position(s)	PCC UL				SCC UL				Power (dBm)		1-g SAR (W/kg)		10-g SAR (W/kg)		Plot No.
						Ch #.	Freq. (MHz)	RB Allocation	RB Offset	Ch #.	Freq. (MHz)	RB Allocation	RB Offset	Tune-up limit	Meas.	Meas.	Scaled	Meas.	Scaled	
ANT 7	Head	QPSK	Mode A	0	Left Tilt	55891	3615.1	1	99	56089	3634.9	1	0	22.4	21.6	0.061	0.073	0.022	0.026	.
	Body & Hotspot	QPSK	Mode B	5	Back	55891	3615.1	1	99	56089	3634.9	1	0	20.0	19.3	0.193	0.227	0.075	0.088	.
	Hotspot	QPSK	Mode B	5	Edge Right	55891	3615.1	1	99	56089	3634.9	1	0	20.0	19.3	1.000	1.175	0.331	0.389	.
ANT 8	Head	QPSK	Mode A	0	Right Tilt	55340	3560	1	99	55538	3579.8	1	0	21.3	20.5	0.250	0.301	0.098	0.118	.
	Body & Hotspot	QPSK	Mode B	5	Back	55891	3615.1	1	99	56089	3634.9	1	0	22.0	21.4	0.698	0.811	0.234	0.272	.
	Hotspot	QPSK	Mode B	5	Edge Left	55340	3560	1	99	55538	3579.8	1	0	21.1	19.7	0.366	0.505	0.133	0.184	.
ANT 9	Head	QPSK	Mode A	0	Left Cheek	55891	3615.1	1	99	56089	3634.9	1	0	24.1	23.4	0.121	0.142	0.052	0.061	.
	Body & Hotspot	QPSK	Mode B	5	Back	55891	3615.1	1	99	56089	3634.9	1	0	21.1	19.9	0.273	0.360	0.111	0.146	.
	Hotspot	QPSK	Mode B	5	Edge Left	55340	3560	1	99	55538	3579.8	1	0	21.1	19.7	0.366	0.505	0.133	0.184	.
ANT 4	Head	QPSK	Mode A	0	Left Cheek	55891	3615.1	1	99	56089	3634.9	1	0	25.2	24.1	0.350	0.451	0.140	0.180	.
	Body & Hotspot	QPSK	Mode B	5	Back	55891	3615.1	1	99	56089	3634.9	1	0	24.8	23.5	0.371	0.496	0.124	0.166	.

Note(s):

PCC RB allocation setting for UL CA has been adjusted based on the worst-case power.
 Additional SAR for UL CA PC2 is not required. Test reduction has been applied based on standalone SAR.

10.17. LTE Band 53 (10MHz Bandwidth)

Antenna(s)	RF Exposure Condition	Mode(s)	Power Mode(s)	Dist. (mm)	Test Position(s)	Channel	Freq. (MHz)	RB Allocation	RB Offset	Max Output Pwr (dBm)	Meas. (dBm)	1-g Meas. (W/kg)	1-g Scaled (W/kg)	10-g Meas. (W/kg)	10-g Scaled (W/kg)	Plot No.
ANT 1	Head	QPSK	Mode A	0	Left Cheek	60197	2489.2	1	25	20.7	18.8	0.016	0.025	0.009	0.014	
ANT 1	Head	QPSK	Mode A	0	Left Cheek	60197	2489.2	25	12	20.7	18.8	0.016	0.025	0.008	0.012	
ANT 1	Head	QPSK	Mode A	0	Left Tilt	60197	2489.2	1	25	20.7	18.8	0.018	0.028	0.007	0.011	
ANT 1	Head	QPSK	Mode A	0	Left Tilt	60197	2489.2	25	12	20.7	18.8	0.019	0.029	0.008	0.012	
ANT 1	Head	QPSK	Mode A	0	Right Cheek	60197	2489.2	1	25	20.7	18.8	0.030	0.046	0.016	0.025	
ANT 1	Head	QPSK	Mode A	0	Right Cheek	60197	2489.2	25	12	20.7	18.8	0.030	0.046	0.016	0.025	
ANT 1	Head	QPSK	Mode A	0	Right Tilt	60197	2489.2	1	25	20.7	18.8	0.029	0.045	0.014	0.022	
ANT 1	Head	QPSK	Mode A	0	Right Tilt	60197	2489.2	25	12	20.7	18.8	0.028	0.043	0.014	0.022	
ANT 1	Body & Hotspot	QPSK	Mode B	5	Back	60197	2489.2	1	25	20.7	18.8	0.428	0.663	0.180	0.279	
ANT 1	Body & Hotspot	QPSK	Mode B	5	Back	60197	2489.2	25	12	20.7	18.8	0.421	0.652	0.177	0.274	
ANT 1	Body & Hotspot	QPSK	Mode B	5	Front	60197	2489.2	1	25	20.7	18.8	0.293	0.454	0.120	0.186	
ANT 1	Body & Hotspot	QPSK	Mode B	5	Front	60197	2489.2	25	12	20.7	18.8	0.288	0.446	0.117	0.181	
ANT 1	Hotspot	QPSK	Mode B	5	Edge Right	60197	2489.2	1	25	20.7	18.8	0.461	0.714	0.201	0.311	
ANT 1	Hotspot	QPSK	Mode B	5	Edge Right	60197	2489.2	25	12	20.7	18.8	0.456	0.706	0.199	0.308	
ANT 1	Hotspot	QPSK	Mode B	5	Edge Bottom	60197	2489.2	1	25	20.7	18.8	0.511	0.791	0.205	0.318	
ANT 1	Hotspot	QPSK	Mode B	5	Edge Bottom	60197	2489.2	25	12	20.7	18.8	0.511	0.791	0.206	0.319	
ANT 1	Hotspot	QPSK	Mode B	5	Edge Left	60197	2489.2	1	25	20.7	18.8	0.014	0.022	0.006	0.009	
ANT 1	Hotspot	QPSK	Mode B	5	Edge Left	60197	2489.2	25	12	20.7	18.8	0.014	0.022	0.007	0.011	
Antenna(s)	RF Exposure Condition	Mode(s)	Power Mode(s)	Dist. (mm)	Test Position(s)	Channel	Freq. (MHz)	RB Allocation	RB Offset	Max Output Pwr (dBm)	Meas. (dBm)	1-g Meas. (W/kg)	1-g Scaled (W/kg)	10-g Meas. (W/kg)	10-g Scaled (W/kg)	Plot No.
ANT 2	Head	QPSK	Mode A	0	Left Cheek	60197	2489.2	1	25	20.7	19.9	0.531	0.638	0.207	0.249	
ANT 2	Head	QPSK	Mode A	0	Left Cheek	60197	2489.2	25	12	20.7	19.9	0.530	0.637	0.207	0.249	
ANT 2	Head	QPSK	Mode A	0	Left Tilt	60197	2489.2	1	25	20.7	19.9	0.653	0.785	0.239	0.287	
ANT 2	Head	QPSK	Mode A	0	Left Tilt	60197	2489.2	25	12	20.7	19.9	0.645	0.775	0.237	0.285	
ANT 2	Head	QPSK	Mode A	0	Right Cheek	60197	2489.2	1	25	20.7	19.9	0.753	0.905	0.335	0.403	36
ANT 2	Head	QPSK	Mode A	0	Right Cheek	60197	2489.2	25	12	20.7	19.9	0.752	0.904	0.334	0.402	
ANT 2	Head	QPSK	Mode A	0	Right Cheek	60197	2489.2	50	0	20.7	19.9	0.725	0.872	0.317	0.381	
ANT 2	Head	QPSK	Mode A	0	Right Tilt	60197	2489.2	1	25	20.7	19.9	0.734	0.882	0.294	0.353	
ANT 2	Head	QPSK	Mode A	0	Right Tilt	60197	2489.2	25	12	20.7	19.9	0.736	0.885	0.294	0.353	
ANT 2	Head	QPSK	Mode A	0	Right Tilt	60197	2489.2	50	0	20.7	19.9	0.623	0.749	0.238	0.286	
ANT 2	Body & Hotspot	QPSK	Mode B	5	Back	60197	2489.2	1	25	20.7	19.9	0.502	0.604	0.215	0.258	
ANT 2	Body & Hotspot	QPSK	Mode B	5	Back	60197	2489.2	25	12	20.7	19.9	0.613	0.737	0.257	0.309	37
ANT 2	Body & Hotspot	QPSK	Mode B	5	Front	60197	2489.2	1	25	20.7	19.9	0.425	0.511	0.189	0.227	
ANT 2	Body & Hotspot	QPSK	Mode B	5	Front	60197	2489.2	25	12	20.7	19.9	0.424	0.510	0.189	0.227	
ANT 2	Hotspot	QPSK	Mode B	5	Edge Top	60197	2489.2	1	25	20.7	19.9	0.497	0.598	0.183	0.220	
ANT 2	Hotspot	QPSK	Mode B	5	Edge Top	60197	2489.2	25	12	20.7	19.9	0.504	0.606	0.186	0.224	
ANT 2	Hotspot	QPSK	Mode B	5	Edge Right	60197	2489.2	1	25	20.7	19.9	0.038	0.046	0.019	0.023	
ANT 2	Hotspot	QPSK	Mode B	5	Edge Right	60197	2489.2	25	12	20.7	19.9	0.037	0.044	0.019	0.023	
ANT 2	Hotspot	QPSK	Mode B	5	Edge Left	60197	2489.2	1	25	20.7	19.9	0.664	0.798	0.299	0.359	
ANT 2	Hotspot	QPSK	Mode B	5	Edge Left	60197	2489.2	25	12	20.7	19.9	0.665	0.800	0.301	0.362	38

10.18. LTE Band 66 (20MHz Bandwidth)

Antenna(s)	RF Exposure Condition	Mode(s)	Power Mode(s)	Dist. (mm)	Test Position(s)	Channel	Freq. (MHz)	RB Allocation	RB Offset	Max Output Pwr (dBm)	Meas. (dBm)	1-g Meas. (W/kg)	1-g Scaled (W/kg)	10-g Meas. (W/kg)	10-g Scaled (W/kg)	Plot No.
ANT 1	Head	QPSK	Mode A	0	Left Cheek	132322	1745	1	0	23.7	22.8	0.152	0.187	0.100	0.123	
ANT 1	Head	QPSK	Mode A	0	Left Cheek	132322	1745	50	50	23.7	22.7	0.149	0.188	0.100	0.126	
ANT 1	Head	QPSK	Mode A	0	Left Tilt	132322	1745	1	0	23.7	22.8	0.142	0.175	0.090	0.111	
ANT 1	Head	QPSK	Mode A	0	Left Tilt	132322	1745	50	50	23.7	22.7	0.139	0.175	0.088	0.111	
ANT 1	Head	QPSK	Mode A	0	Right Cheek	132322	1745	1	0	23.7	22.8	0.202	0.249	0.131	0.161	
ANT 1	Head	QPSK	Mode A	0	Right Cheek	132322	1745	50	50	23.7	22.7	0.197	0.248	0.128	0.161	
ANT 1	Head	QPSK	Mode A	0	Right Tilt	132322	1745	1	0	23.7	22.8	0.095	0.117	0.060	0.074	
ANT 1	Head	QPSK	Mode A	0	Right Tilt	132322	1745	50	50	23.7	22.7	0.090	0.113	0.057	0.072	
ANT 1	Body & Hotspot	QPSK	Mode B	5	Back	132322	1745	1	0	20.8	19.8	0.634	0.798	0.325	0.409	39
ANT 1	Body & Hotspot	QPSK	Mode B	5	Back	132322	1745	50	50	20.8	19.8	0.633	0.797	0.323	0.407	
ANT 1	Body & Hotspot	QPSK	Mode B	5	Front	132322	1745	1	0	20.8	19.8	0.360	0.453	0.187	0.235	
ANT 1	Body & Hotspot	QPSK	Mode B	5	Front	132322	1745	50	50	20.8	19.8	0.354	0.446	0.186	0.234	
ANT 1	Hotspot	QPSK	Mode B	5	Edge Right	132322	1745	1	0	20.8	19.8	0.515	0.648	0.260	0.327	
ANT 1	Hotspot	QPSK	Mode B	5	Edge Right	132322	1745	50	50	20.8	19.8	0.520	0.655	0.258	0.325	
ANT 1	Hotspot	QPSK	Mode B	5	Edge Bottom	132322	1745	1	0	20.8	19.8	0.530	0.667	0.228	0.287	
ANT 1	Hotspot	QPSK	Mode B	5	Edge Bottom	132322	1745	50	50	20.8	19.8	0.506	0.637	0.218	0.274	
ANT 1	Hotspot	QPSK	Mode B	5	Edge Left	132322	1745	1	0	20.8	19.8	0.025	0.031	0.014	0.018	
ANT 1	Hotspot	QPSK	Mode B	5	Edge Left	132322	1745	50	50	20.8	19.8	0.021	0.026	0.011	0.014	
Antenna(s)	RF Exposure Condition	Mode(s)	Power Mode(s)	Dist. (mm)	Test Position(s)	Channel	Freq. (MHz)	RB Allocation	RB Offset	Max Output Pwr (dBm)	Meas. (dBm)	1-g Meas. (W/kg)	1-g Scaled (W/kg)	10-g Meas. (W/kg)	10-g Scaled (W/kg)	Plot No.
ANT 2	Head	QPSK	Mode A	0	Left Cheek	132322	1745	1	99	19.1	18.5	0.534	0.613	0.258	0.296	
ANT 2	Head	QPSK	Mode A	0	Left Cheek	132322	1745	50	50	19.1	18.5	0.493	0.566	0.237	0.272	
ANT 2	Head	QPSK	Mode A	0	Left Tilt	132322	1745	1	99	19.1	18.5	0.580	0.666	0.273	0.313	
ANT 2	Head	QPSK	Mode A	0	Left Tilt	132322	1745	50	50	19.1	18.5	0.581	0.667	0.273	0.313	
ANT 2	Head	QPSK	Mode A	0	Right Cheek	132322	1745	1	99	19.1	18.5	0.540	0.620	0.265	0.304	
ANT 2	Head	QPSK	Mode A	0	Right Cheek	132322	1745	50	50	19.1	18.5	0.501	0.575	0.247	0.284	
ANT 2	Head	QPSK	Mode A	0	Right Tilt	132322	1745	1	99	19.1	18.5	0.632	0.726	0.296	0.340	40
ANT 2	Head	QPSK	Mode A	0	Right Tilt	132322	1745	50	50	19.1	18.5	0.593	0.681	0.280	0.321	
ANT 2	Body & Hotspot	QPSK	Mode B	5	Back	132322	1745	1	0	17.5	17.0	0.457	0.513	0.232	0.260	
ANT 2	Body & Hotspot	QPSK	Mode B	5	Back	132322	1745	50	50	17.5	17.0	0.428	0.480	0.221	0.248	
ANT 2	Body & Hotspot	QPSK	Mode B	5	Front	132322	1745	1	0	17.5	17.0	0.356	0.399	0.169	0.190	
ANT 2	Body & Hotspot	QPSK	Mode B	5	Front	132322	1745	50	50	17.5	17.0	0.339	0.380	0.161	0.181	
ANT 2	Hotspot	QPSK	Mode B	5	Edge Top	132072	1720	1	99	17.5	17.2	0.780	0.836	0.361	0.387	
ANT 2	Hotspot	QPSK	Mode B	5	Edge Top	132072	1720	50	24	17.5	17.1	0.815	0.894	0.376	0.412	41
ANT 2	Hotspot	QPSK	Mode B	5	Edge Top	132072	1720	100	0	17.5	17.1	0.726	0.796	0.329	0.361	
ANT 2	Hotspot	QPSK	Mode B	5	Edge Top	132322	1745	1	0	17.5	17.0	0.769	0.863	0.355	0.398	
ANT 2	Hotspot	QPSK	Mode B	5	Edge Top	132322	1745	50	50	17.5	17.0	0.727	0.816	0.336	0.377	
ANT 2	Hotspot	QPSK	Mode B	5	Edge Top	132572	1770	1	49	17.5	17.0	0.625	0.701	0.288	0.323	
ANT 2	Hotspot	QPSK	Mode B	5	Edge Top	132572	1770	50	24	17.5	17.1	0.610	0.669	0.281	0.308	
ANT 2	Hotspot	QPSK	Mode B	5	Edge Right	132322	1745	1	0	17.5	17.0	0.006	0.007	0.003	0.003	
ANT 2	Hotspot	QPSK	Mode B	5	Edge Right	132322	1745	50	50	17.5	17.0	0.005	0.006	0.002	0.002	
ANT 2	Hotspot	QPSK	Mode B	5	Edge Left	132322	1745	1	0	17.5	17.0	0.119	0.134	0.059	0.066	
ANT 2	Hotspot	QPSK	Mode B	5	Edge Left	132322	1745	50	50	17.5	17.0	0.139	0.156	0.070	0.079	
Antenna(s)	RF Exposure Condition	Mode(s)	Power Mode(s)	Dist. (mm)	Test Position(s)	Channel	Freq. (MHz)	RB Allocation	RB Offset	Max Output Pwr (dBm)	Meas. (dBm)	1-g Meas. (W/kg)	1-g Scaled (W/kg)	10-g Meas. (W/kg)	10-g Scaled (W/kg)	Plot No.
ANT 3	Head	QPSK	Mode A	0	Left Cheek	132322	1745	1	99	22.2	21.2	0.123	0.155	0.080	0.101	
ANT 3	Head	QPSK	Mode A	0	Left Cheek	132322	1745	50	50	22.2	21.2	0.118	0.149	0.077	0.097	
ANT 3	Head	QPSK	Mode A	0	Left Tilt	132322	1745	1	99	22.2	21.2	0.050	0.063	0.033	0.042	
ANT 3	Head	QPSK	Mode A	0	Left Tilt	132322	1745	50	50	22.2	21.2	0.049	0.062	0.032	0.040	
ANT 3	Head	QPSK	Mode A	0	Right Cheek	132322	1745	1	99	22.2	21.2	0.066	0.083	0.043	0.054	
ANT 3	Head	QPSK	Mode A	0	Right Cheek	132322	1745	50	50	22.2	21.2	0.069	0.087	0.046	0.058	
ANT 3	Head	QPSK	Mode A	0	Right Tilt	132322	1745	1	99	22.2	21.2	0.058	0.073	0.037	0.047	
ANT 3	Head	QPSK	Mode A	0	Right Tilt	132322	1745	50	50	22.2	21.2	0.054	0.068	0.035	0.044	
ANT 3	Body & Hotspot	QPSK	Mode B	5	Back	132322	1745	1	0	20.5	19.5	0.341	0.429	0.199	0.251	
ANT 3	Body & Hotspot	QPSK	Mode B	5	Back	132322	1745	50	50	20.5	19.5	0.346	0.436	0.193	0.243	
ANT 3	Body & Hotspot	QPSK	Mode B	5	Front	132322	1745	1	0	20.5	19.5	0.252	0.317	0.153	0.193	
ANT 3	Body & Hotspot	QPSK	Mode B	5	Front	132322	1745	50	50	20.5	19.5	0.268	0.337	0.157	0.198	
ANT 3	Hotspot	QPSK	Mode B	5	Edge Bottom	132322	1745	1	0	20.5	19.5	0.334	0.420	0.166	0.209	
ANT 3	Hotspot	QPSK	Mode B	5	Edge Bottom	132322	1745	50	50	20.5	19.5	0.316	0.398	0.160	0.201	
ANT 3	Hotspot	QPSK	Mode B	5	Edge Left	132322	1745	1	0	20.5	19.5	0.404	0.509	0.213	0.268	
ANT 3	Hotspot	QPSK	Mode B	5	Edge Left	132322	1745	50	50	20.5	19.5	0.446	0.561	0.223	0.281	
Antenna(s)	RF Exposure Condition	Mode(s)	Power Mode(s)	Dist. (mm)	Test Position(s)	Channel	Freq. (MHz)	RB Allocation	RB Offset	Max Output Pwr (dBm)	Meas. (dBm)	1-g Meas. (W/kg)	1-g Scaled (W/kg)	10-g Meas. (W/kg)	10-g Scaled (W/kg)	Plot No.
ANT 4	Head	QPSK	Mode A	0	Left Cheek	132322	1745	1	0	21.1	20.1	0.424	0.534	0.234	0.295	
ANT 4	Head	QPSK	Mode A	0	Left Cheek	132322	1745	50	24	21.1	20.1	0.449	0.565	0.248	0.312	
ANT 4	Head	QPSK	Mode A	0	Left Tilt	132322	1745	1	0	21.1	20.1	0.259	0.326	0.126	0.159	
ANT 4	Head	QPSK	Mode A	0	Left Tilt	132322	1745	50	24	21.1	20.1	0.276	0.347	0.134	0.169	
ANT 4	Head	QPSK	Mode A	0	Right Cheek	132322	1745	1	0	21.1	20.1	0.115	0.145	0.070	0.088	
ANT 4	Head	QPSK	Mode A	0	Right Cheek	132322	1745	50	24	21.1	20.1	0.116	0.146	0.070	0.088	
ANT 4	Head	QPSK	Mode A	0	Right Tilt	132322	1745	1	0	21.1	20.1	0.083	0.104	0.048	0.060	
ANT 4	Head	QPSK	Mode A	0	Right Tilt	132322	1745	50	24	21.1	20.1	0.090	0.113	0.052	0.065	
ANT 4	Body & Hotspot	QPSK	Mode B	5	Back	132322	1745	1	0	22.0	20.6	0.513	0.708	0.285	0.393	
ANT 4	Body & Hotspot	QPSK	Mode B	5	Back	132322	1745	50	24	22.0	20.6	0.545	0.752	0.302	0.417	
ANT 4	Body & Hotspot	QPSK	Mode B	5	Front	132322	1745	1	0	22.0	20.6	0.239	0.330	0.131	0.181	
ANT 4	Body & Hotspot	QPSK	Mode B	5	Front	132322	1745	50	24	22.0	20.6	0.245	0.338	0.134	0.185	
ANT 4	Hotspot	QPSK	Mode B	5	Edge Top	132322	1745	1	0	22.0	20.6	0.218	0.301	0.093	0.128	
ANT 4	Hotspot	QPSK	Mode B	5	Edge Top	132322	1745	50	24	22.0	20.6	0.228	0.315	0.097	0.134	
ANT 4	Hotspot	QPSK	Mode B	5	Edge Right	132322	1745	1	0	22.0	20.6	0.526	0.726	0.270	0.373	
ANT 4	Hotspot	QPSK	Mode B	5	Edge Right	132322	1745	50	24	22.0	20.6	0.557	0.769	0.285	0.393	

10.19. LTE Band 71 (20MHz Bandwidth)

Antenna(s)	RF Exposure Condition	Mode(s)	Power Mode(s)	Dist. (mm)	Test Position(s)	Channel	Freq. (MHz)	RB Allocation	RB Offset	Max Output Pwr (dBm)	Meas. (dBm)	1-g Meas. (W/kg)	1-g Scaled (W/kg)	10-g Meas. (W/kg)	10-g Scaled (W/kg)	Plot No.
ANT 1	Head	QPSK	Mode A	0	Left Cheek	133297	680.5	1	99	25.7	24.4	0.092	0.124	0.077	0.104	
ANT 1	Head	QPSK	Mode A	0	Left Cheek	133297	680.5	50	50	24.7	23.7	0.085	0.107	0.071	0.089	
ANT 1	Head	QPSK	Mode A	0	Left Tilt	133297	680.5	1	99	25.7	24.4	0.061	0.082	0.051	0.069	
ANT 1	Head	QPSK	Mode A	0	Left Tilt	133297	680.5	50	50	24.7	23.7	0.053	0.067	0.045	0.057	
ANT 1	Head	QPSK	Mode A	0	Right Cheek	133297	680.5	1	99	25.7	24.4	0.118	0.159	0.094	0.127	
ANT 1	Head	QPSK	Mode A	0	Right Cheek	133297	680.5	50	50	24.7	23.7	0.099	0.125	0.080	0.101	
ANT 1	Head	QPSK	Mode A	0	Right Tilt	133297	680.5	1	99	25.7	24.4	0.054	0.073	0.045	0.061	
ANT 1	Head	QPSK	Mode A	0	Right Tilt	133297	680.5	50	50	24.7	23.7	0.048	0.060	0.041	0.052	
ANT 1	Body & Hotspot	QPSK	Mode B	5	Back	133297	680.5	1	99	25.2	23.9	0.700	0.944	0.387	0.522	42
ANT 1	Body & Hotspot	QPSK	Mode B	5	Back	133297	680.5	50	50	24.7	23.7	0.687	0.865	0.370	0.466	
ANT 1	Body & Hotspot	QPSK	Mode B	5	Back	133297	680.5	100	0	24.7	23.7	0.685	0.862	0.366	0.461	
ANT 1	Body & Hotspot	QPSK	Mode B	5	Front	133297	680.5	1	99	25.2	23.9	0.550	0.742	0.304	0.410	
ANT 1	Body & Hotspot	QPSK	Mode B	5	Front	133297	680.5	50	50	24.7	23.7	0.464	0.584	0.256	0.322	
ANT 1	Hotspot	QPSK	Mode B	5	Edge Right	133297	680.5	1	99	25.2	23.9	0.510	0.688	0.341	0.460	
ANT 1	Hotspot	QPSK	Mode B	5	Edge Right	133297	680.5	50	50	24.7	23.7	0.444	0.559	0.297	0.374	
ANT 1	Hotspot	QPSK	Mode B	5	Edge Bottom	133297	680.5	1	99	25.2	23.9	0.641	0.865	0.300	0.405	
ANT 1	Hotspot	QPSK	Mode B	5	Edge Bottom	133297	680.5	50	50	24.7	23.7	0.637	0.802	0.299	0.376	
ANT 1	Hotspot	QPSK	Mode B	5	Edge Bottom	133297	680.5	100	0	24.7	23.7	0.531	0.668	0.248	0.312	
ANT 1	Hotspot	QPSK	Mode B	5	Edge Left	133297	680.5	1	99	25.2	23.9	0.205	0.277	0.136	0.183	
ANT 1	Hotspot	QPSK	Mode B	5	Edge Left	133297	680.5	50	50	24.7	23.7	0.184	0.232	0.122	0.154	
ANT 2	Head	QPSK	Mode A	0	Left Cheek	133297	680.5	1	99	24.5	23.3	0.281	0.370	0.180	0.237	
ANT 2	Head	QPSK	Mode A	0	Left Cheek	133297	680.5	50	50	24.2	23.3	0.291	0.358	0.185	0.228	
ANT 2	Head	QPSK	Mode A	0	Left Tilt	133297	680.5	1	99	24.5	23.3	0.275	0.363	0.156	0.206	
ANT 2	Head	QPSK	Mode A	0	Left Tilt	133297	680.5	50	50	24.2	23.3	0.290	0.357	0.162	0.199	
ANT 2	Head	QPSK	Mode A	0	Right Cheek	133297	680.5	1	99	24.5	23.3	0.542	0.714	0.321	0.423	43
ANT 2	Head	QPSK	Mode A	0	Right Cheek	133297	680.5	50	50	24.2	23.3	0.572	0.704	0.340	0.418	
ANT 2	Head	QPSK	Mode A	0	Right Tilt	133297	680.5	1	99	24.5	23.3	0.298	0.393	0.163	0.215	
ANT 2	Head	QPSK	Mode A	0	Right Tilt	133297	680.5	50	50	24.2	23.3	0.313	0.385	0.172	0.212	
ANT 2	Body & Hotspot	QPSK	Mode B	5	Back	133297	680.5	1	99	25.2	24.0	0.432	0.569	0.250	0.330	
ANT 2	Body & Hotspot	QPSK	Mode B	5	Back	133297	680.5	50	24	24.2	23.3	0.375	0.461	0.218	0.268	
ANT 2	Body & Hotspot	QPSK	Mode B	5	Front	133297	680.5	1	99	25.2	24.0	0.169	0.223	0.100	0.132	
ANT 2	Body & Hotspot	QPSK	Mode B	5	Front	133297	680.5	50	24	24.2	23.3	0.156	0.192	0.092	0.113	
ANT 2	Hotspot	QPSK	Mode B	5	Edge Top	133297	680.5	1	99	25.2	24.0	0.126	0.166	0.061	0.080	
ANT 2	Hotspot	QPSK	Mode B	5	Edge Top	133297	680.5	50	24	24.2	23.3	0.112	0.138	0.054	0.066	
ANT 2	Hotspot	QPSK	Mode B	5	Edge Right	133297	680.5	1	99	25.2	24.0	0.178	0.235	0.120	0.158	
ANT 2	Hotspot	QPSK	Mode B	5	Edge Right	133297	680.5	50	24	24.2	23.3	0.161	0.198	0.108	0.133	
ANT 2	Hotspot	QPSK	Mode B	5	Edge Left	133297	680.5	1	99	25.2	24.0	0.313	0.413	0.209	0.276	
ANT 2	Hotspot	QPSK	Mode B	5	Edge Left	133297	680.5	50	24	24.2	23.3	0.286	0.352	0.190	0.234	

10.20. NR Band n5 (20MHz Bandwidth)

Antenna(s)	RF Exposure Condition	Mode(s)	Power Mode(s)	Dist. (mm)	Test Position(s)	Channel	Freq. (MHz)	RB Allocation	RB Offset	Max Output Pwr (dBm)	Meas. (dBm)	1-g Meas. (W/kg)	1-g Scaled (W/kg)	10-g Meas. (W/kg)	10-g Scaled (W/kg)	Plot No.
ANT 1	Head	DFT-s-OFDM 1/2 BPSK	Mode A	0	Left Cheek	167300	836.5	1	1	25.7	24.6	0.085	0.110	0.066	0.085	
ANT 1	Head	DFT-s-OFDM 1/2 BPSK	Mode A	0	Left Cheek	167300	836.5	50	28	25.7	24.5	0.086	0.113	0.067	0.088	
ANT 1	Head	DFT-s-OFDM 1/2 BPSK	Mode A	0	Left Tilt	167300	836.5	1	1	25.7	24.6	0.063	0.081	0.049	0.063	
ANT 1	Head	DFT-s-OFDM 1/2 BPSK	Mode A	0	Left Tilt	167300	836.5	50	28	25.7	24.5	0.063	0.083	0.048	0.063	
ANT 1	Head	DFT-s-OFDM 1/2 BPSK	Mode A	0	Right Cheek	167300	836.5	1	1	25.7	24.6	0.130	0.167	0.101	0.130	
ANT 1	Head	DFT-s-OFDM 1/2 BPSK	Mode A	0	Right Cheek	167300	836.5	50	28	25.7	24.5	0.145	0.191	0.112	0.148	
ANT 1	Head	DFT-s-OFDM 1/2 BPSK	Mode A	0	Right Tilt	167300	836.5	1	1	25.7	24.6	0.059	0.076	0.046	0.059	
ANT 1	Head	DFT-s-OFDM 1/2 BPSK	Mode A	0	Right Tilt	167300	836.5	50	28	25.7	24.5	0.064	0.084	0.050	0.066	
ANT 1	Body & Hotspot	DFT-s-OFDM 1/2 BPSK	Mode B	5	Back	167300	836.5	1	1	22.9	21.8	0.593	0.764	0.315	0.406	
ANT 1	Body & Hotspot	DFT-s-OFDM 1/2 BPSK	Mode B	5	Back	167300	836.5	50	28	22.9	21.7	0.667	0.879	0.358	0.472	44
ANT 1	Body & Hotspot	DFT-s-OFDM 1/2 BPSK	Mode B	5	Front	167300	836.5	1	1	22.9	21.8	0.369	0.475	0.200	0.258	
ANT 1	Body & Hotspot	DFT-s-OFDM 1/2 BPSK	Mode B	5	Front	167300	836.5	50	28	22.9	21.7	0.423	0.558	0.230	0.303	
ANT 1	Hotspot	DFT-s-OFDM 1/2 BPSK	Mode B	5	Edge Right	167300	836.5	1	1	22.9	21.8	0.274	0.353	0.177	0.228	
ANT 1	Hotspot	DFT-s-OFDM 1/2 BPSK	Mode B	5	Edge Right	167300	836.5	50	28	22.9	21.7	0.267	0.352	0.173	0.228	
ANT 1	Hotspot	DFT-s-OFDM 1/2 BPSK	Mode B	5	Edge Bottom	167300	836.5	1	1	22.9	21.8	0.501	0.645	0.232	0.299	
ANT 1	Hotspot	DFT-s-OFDM 1/2 BPSK	Mode B	5	Edge Bottom	167300	836.5	50	28	22.9	21.7	0.568	0.749	0.263	0.347	
ANT 1	Hotspot	DFT-s-OFDM 1/2 BPSK	Mode B	5	Edge Left	167300	836.5	1	1	22.9	21.8	0.078	0.100	0.049	0.063	
ANT 1	Hotspot	DFT-s-OFDM 1/2 BPSK	Mode B	5	Edge Left	167300	836.5	50	28	22.9	21.7	0.075	0.099	0.048	0.063	
ANT 2	Head	DFT-s-OFDM 1/2 BPSK	Mode A	0	Left Cheek	167300	836.5	1	1	23.9	22.8	0.416	0.536	0.268	0.345	
ANT 2	Head	DFT-s-OFDM 1/2 BPSK	Mode A	0	Left Cheek	167300	836.5	50	28	23.9	22.7	0.397	0.523	0.258	0.340	
ANT 2	Head	DFT-s-OFDM 1/2 BPSK	Mode A	0	Left Tilt	167300	836.5	1	1	23.9	22.8	0.284	0.366	0.163	0.210	
ANT 2	Head	DFT-s-OFDM 1/2 BPSK	Mode A	0	Left Tilt	167300	836.5	50	28	23.9	22.7	0.270	0.356	0.156	0.206	
ANT 2	Head	DFT-s-OFDM 1/2 BPSK	Mode A	0	Right Cheek	167300	836.5	1	1	23.9	22.8	0.721	0.929	0.407	0.524	45
ANT 2	Head	DFT-s-OFDM 1/2 BPSK	Mode A	0	Right Cheek	167300	836.5	50	28	23.9	22.7	0.696	0.918	0.394	0.519	
ANT 2	Head	DFT-s-OFDM 1/2 BPSK	Mode A	0	Right Tilt	167300	836.5	1	1	23.9	22.8	0.371	0.478	0.194	0.250	
ANT 2	Head	DFT-s-OFDM 1/2 BPSK	Mode A	0	Right Tilt	167300	836.5	50	28	23.9	22.7	0.348	0.459	0.184	0.243	
ANT 2	Body & Hotspot	DFT-s-OFDM 1/2 BPSK	Mode B	5	Back	167300	836.5	1	1	25.2	24.2	0.564	0.710	0.356	0.448	
ANT 2	Body & Hotspot	DFT-s-OFDM 1/2 BPSK	Mode B	5	Back	167300	836.5	50	28	25.2	24.0	0.502	0.662	0.312	0.411	
ANT 2	Body & Hotspot	DFT-s-OFDM 1/2 BPSK	Mode B	5	Front	167300	836.5	1	1	25.2	24.2	0.196	0.247	0.120	0.151	
ANT 2	Body & Hotspot	DFT-s-OFDM 1/2 BPSK	Mode B	5	Front	167300	836.5	50	28	25.2	24.0	0.192	0.253	0.118	0.156	
ANT 2	Hotspot	DFT-s-OFDM 1/2 BPSK	Mode B	5	Edge Top	167300	836.5	1	1	25.2	24.2	0.183	0.230	0.098	0.123	
ANT 2	Hotspot	DFT-s-OFDM 1/2 BPSK	Mode B	5	Edge Top	167300	836.5	50	28	25.2	24.0	0.180	0.237	0.097	0.128	
ANT 2	Hotspot	DFT-s-OFDM 1/2 BPSK	Mode B	5	Edge Right	167300	836.5	1	1	25.2	24.2	0.133	0.167	0.086	0.108	
ANT 2	Hotspot	DFT-s-OFDM 1/2 BPSK	Mode B	5	Edge Right	167300	836.5	50	28	25.2	24.0	0.113	0.149	0.074	0.098	
ANT 2	Hotspot	DFT-s-OFDM 1/2 BPSK	Mode B	5	Edge Left	167300	836.5	1	1	25.2	24.2	0.321	0.404	0.206	0.259	
ANT 2	Hotspot	DFT-s-OFDM 1/2 BPSK	Mode B	5	Edge Left	167300	836.5	50	28	25.2	24.0	0.298	0.393	0.192	0.253	

10.21. NR Band n7 (40MHz Bandwidth)

Antenna(s)	RF Exposure Condition	Mode(s)	Power Mode(s)	Dist. (mm)	Test Position(s)	Channel	Freq. (MHz)	RB Allocation	RB Offset	Max Output Pwr (dBm)	Meas. (dBm)	1-g Meas. (W/kg)	1-g Scaled (W/kg)	10-g Meas. (W/kg)	10-g Scaled (W/kg)	Plot No.
ANT 1	Head	DFT-s-OFDM 11/2 BPSK	Mode A	0	Left Cheek	507000	2535	1	1	21.3	20.6	0.045	0.053	0.023	0.027	
ANT 1	Head	DFT-s-OFDM 11/2 BPSK	Mode A	0	Left Cheek	507000	2535	108	54	21.3	20.3	0.048	0.060	0.024	0.030	
ANT 1	Head	DFT-s-OFDM 11/2 BPSK	Mode A	0	Left Tilt	507000	2535	1	1	21.3	20.6	0.037	0.043	0.019	0.022	
ANT 1	Head	DFT-s-OFDM 11/2 BPSK	Mode A	0	Left Tilt	507000	2535	108	54	21.3	20.3	0.040	0.050	0.021	0.026	
ANT 1	Head	DFT-s-OFDM 11/2 BPSK	Mode A	0	Right Cheek	507000	2535	1	1	21.3	20.6	0.052	0.061	0.029	0.034	
ANT 1	Head	DFT-s-OFDM 11/2 BPSK	Mode A	0	Right Cheek	507000	2535	108	54	21.3	20.3	0.049	0.062	0.028	0.035	
ANT 1	Head	DFT-s-OFDM 11/2 BPSK	Mode A	0	Right Tilt	507000	2535	1	1	21.3	20.6	0.047	0.055	0.025	0.029	
ANT 1	Head	DFT-s-OFDM 11/2 BPSK	Mode A	0	Right Tilt	507000	2535	108	54	21.3	20.3	0.046	0.058	0.024	0.030	
ANT 1	Body & Hotspot	DFT-s-OFDM 11/2 BPSK	Mode B	5	Back	507000	2535	1	1	19.7	19.0	0.559	0.657	0.233	0.274	
ANT 1	Body & Hotspot	DFT-s-OFDM 11/2 BPSK	Mode B	5	Back	507000	2535	108	54	19.7	18.9	0.517	0.622	0.217	0.261	
ANT 1	Body & Hotspot	DFT-s-OFDM 11/2 BPSK	Mode B	5	Front	507000	2535	1	1	19.7	19.0	0.387	0.455	0.159	0.187	
ANT 1	Body & Hotspot	DFT-s-OFDM 11/2 BPSK	Mode B	5	Front	507000	2535	108	54	19.7	18.9	0.336	0.404	0.139	0.167	
ANT 1	Hotspot	DFT-s-OFDM 11/2 BPSK	Mode B	5	Edge Right	507000	2535	1	1	19.7	19.0	0.512	0.602	0.226	0.266	
ANT 1	Hotspot	DFT-s-OFDM 11/2 BPSK	Mode B	5	Edge Right	507000	2535	108	54	19.7	18.9	0.430	0.517	0.192	0.231	
ANT 1	Hotspot	DFT-s-OFDM 11/2 BPSK	Mode B	5	Edge Bottom	507000	2535	1	1	19.7	19.0	0.704	0.827	0.278	0.327	
ANT 1	Hotspot	DFT-s-OFDM 11/2 BPSK	Mode B	5	Edge Bottom	507000	2535	108	54	19.7	18.9	0.647	0.778	0.258	0.310	
ANT 1	Hotspot	DFT-s-OFDM 11/2 BPSK	Mode B	5	Edge Left	507000	2535	1	1	19.7	19.0	0.051	0.060	0.025	0.029	
ANT 1	Hotspot	DFT-s-OFDM 11/2 BPSK	Mode B	5	Edge Left	507000	2535	108	54	19.7	18.9	0.054	0.065	0.026	0.031	
ANT 2	Head	DFT-s-OFDM 11/2 BPSK	Mode A	0	Left Cheek	507000	2535	1	1	18.1	17.2	0.500	0.615	0.193	0.237	
ANT 2	Head	DFT-s-OFDM 11/2 BPSK	Mode A	0	Left Cheek	507000	2535	108	54	18.1	17.0	0.446	0.575	0.168	0.216	
ANT 2	Head	DFT-s-OFDM 11/2 BPSK	Mode A	0	Left Tilt	507000	2535	1	1	18.1	17.2	0.588	0.723	0.219	0.269	46
ANT 2	Head	DFT-s-OFDM 11/2 BPSK	Mode A	0	Left Tilt	507000	2535	108	54	18.1	17.0	0.501	0.645	0.186	0.240	
ANT 2	Head	DFT-s-OFDM 11/2 BPSK	Mode A	0	Right Cheek	507000	2535	1	1	18.1	17.2	0.557	0.685	0.248	0.305	
ANT 2	Head	DFT-s-OFDM 11/2 BPSK	Mode A	0	Right Cheek	507000	2535	108	54	18.1	17.0	0.516	0.665	0.230	0.296	
ANT 2	Head	DFT-s-OFDM 11/2 BPSK	Mode A	0	Right Tilt	507000	2535	1	1	18.1	17.2	0.457	0.562	0.181	0.223	
ANT 2	Head	DFT-s-OFDM 11/2 BPSK	Mode A	0	Right Tilt	507000	2535	108	54	18.1	17.0	0.409	0.527	0.161	0.207	
ANT 2	Body & Hotspot	DFT-s-OFDM 11/2 BPSK	Mode B	5	Back	507000	2535	1	1	18.9	17.7	0.740	0.976	0.322	0.424	47
ANT 2	Body & Hotspot	DFT-s-OFDM 11/2 BPSK	Mode B	5	Back	507000	2535	108	54	18.9	17.5	0.692	0.955	0.300	0.414	
ANT 2	Body & Hotspot	DFT-s-OFDM 11/2 BPSK	Mode B	5	Front	507000	2535	1	1	18.9	17.7	0.495	0.653	0.249	0.328	
ANT 2	Body & Hotspot	DFT-s-OFDM 11/2 BPSK	Mode B	5	Front	507000	2535	108	54	18.9	17.5	0.465	0.642	0.235	0.324	
ANT 2	Hotspot	DFT-s-OFDM 11/2 BPSK	Mode B	5	Edge Top	507000	2535	1	1	18.9	17.7	0.465	0.613	0.181	0.239	
ANT 2	Hotspot	DFT-s-OFDM 11/2 BPSK	Mode B	5	Edge Top	507000	2535	108	54	18.9	17.5	0.403	0.556	0.157	0.217	
ANT 2	Hotspot	DFT-s-OFDM 11/2 BPSK	Mode B	5	Edge Right	507000	2535	1	1	18.9	17.7	0.076	0.100	0.041	0.054	
ANT 2	Hotspot	DFT-s-OFDM 11/2 BPSK	Mode B	5	Edge Right	507000	2535	108	54	18.9	17.5	0.064	0.088	0.034	0.047	
ANT 2	Hotspot	DFT-s-OFDM 11/2 BPSK	Mode B	5	Edge Left	507000	2535	1	1	18.9	17.7	0.722	0.952	0.321	0.423	
ANT 2	Hotspot	DFT-s-OFDM 11/2 BPSK	Mode B	5	Edge Left	507000	2535	108	54	18.9	17.5	0.700	0.966	0.304	0.420	
ANT 3	Head	DFT-s-OFDM 11/2 BPSK	Mode A	0	Left Cheek	507000	2535	1	214	21.9	21.1	0.218	0.262	0.119	0.143	
ANT 3	Head	DFT-s-OFDM 11/2 BPSK	Mode A	0	Left Cheek	507000	2535	108	54	21.9	21.0	0.193	0.237	0.106	0.130	
ANT 3	Head	DFT-s-OFDM 11/2 BPSK	Mode A	0	Left Tilt	507000	2535	1	214	21.9	21.1	0.114	0.137	0.062	0.075	
ANT 3	Head	DFT-s-OFDM 11/2 BPSK	Mode A	0	Left Tilt	507000	2535	108	54	21.9	21.0	0.096	0.118	0.052	0.064	
ANT 3	Head	DFT-s-OFDM 11/2 BPSK	Mode A	0	Right Cheek	507000	2535	1	214	21.9	21.1	0.100	0.120	0.056	0.067	
ANT 3	Head	DFT-s-OFDM 11/2 BPSK	Mode A	0	Right Cheek	507000	2535	108	54	21.9	21.0	0.096	0.118	0.053	0.065	
ANT 3	Head	DFT-s-OFDM 11/2 BPSK	Mode A	0	Right Tilt	507000	2535	1	214	21.9	21.1	0.053	0.064	0.027	0.032	
ANT 3	Head	DFT-s-OFDM 11/2 BPSK	Mode A	0	Right Tilt	507000	2535	108	54	21.9	21.0	0.065	0.080	0.030	0.040	
ANT 3	Body & Hotspot	DFT-s-OFDM 11/2 BPSK	Mode B	5	Back	507000	2535	1	1	19.1	18.4	0.391	0.459	0.181	0.213	
ANT 3	Body & Hotspot	DFT-s-OFDM 11/2 BPSK	Mode B	5	Back	507000	2535	108	54	19.1	18.2	0.394	0.485	0.182	0.224	
ANT 3	Body & Hotspot	DFT-s-OFDM 11/2 BPSK	Mode B	5	Front	507000	2535	1	1	19.1	18.4	0.279	0.328	0.138	0.162	
ANT 3	Body & Hotspot	DFT-s-OFDM 11/2 BPSK	Mode B	5	Front	507000	2535	108	54	19.1	18.2	0.295	0.363	0.144	0.177	
ANT 3	Hotspot	DFT-s-OFDM 11/2 BPSK	Mode B	5	Edge Bottom	507000	2535	1	1	19.1	18.4	0.127	0.149	0.057	0.067	
ANT 3	Hotspot	DFT-s-OFDM 11/2 BPSK	Mode B	5	Edge Bottom	507000	2535	108	54	19.1	18.2	0.144	0.177	0.064	0.079	
ANT 3	Hotspot	DFT-s-OFDM 11/2 BPSK	Mode B	5	Edge Left	507000	2535	1	1	19.1	18.4	0.532	0.625	0.235	0.276	
ANT 3	Hotspot	DFT-s-OFDM 11/2 BPSK	Mode B	5	Edge Left	507000	2535	108	54	19.1	18.2	0.519	0.639	0.232	0.285	
ANT 4	Head	DFT-s-OFDM 11/2 BPSK	Mode A	0	Left Cheek	507000	2535	1	1	18.9	18.3	0.476	0.547	0.226	0.259	
ANT 4	Head	DFT-s-OFDM 11/2 BPSK	Mode A	0	Left Cheek	507000	2535	108	54	18.9	17.9	0.481	0.606	0.225	0.283	
ANT 4	Head	DFT-s-OFDM 11/2 BPSK	Mode A	0	Left Tilt	507000	2535	1	1	18.9	18.3	0.266	0.305	0.130	0.149	
ANT 4	Head	DFT-s-OFDM 11/2 BPSK	Mode A	0	Left Tilt	507000	2535	108	54	18.9	17.9	0.278	0.350	0.132	0.166	
ANT 4	Head	DFT-s-OFDM 11/2 BPSK	Mode A	0	Right Cheek	507000	2535	1	1	18.9	18.3	0.114	0.131	0.063	0.072	
ANT 4	Head	DFT-s-OFDM 11/2 BPSK	Mode A	0	Right Cheek	507000	2535	108	54	18.9	17.9	0.113	0.142	0.062	0.078	
ANT 4	Head	DFT-s-OFDM 11/2 BPSK	Mode A	0	Right Tilt	507000	2535	1	1	18.9	18.3	0.063	0.072	0.031	0.036	
ANT 4	Head	DFT-s-OFDM 11/2 BPSK	Mode A	0	Right Tilt	507000	2535	108	54	18.9	17.9	0.063	0.079	0.031	0.039	
ANT 4	Body & Hotspot	DFT-s-OFDM 11/2 BPSK	Mode B	5	Back	507000	2535	1	1	19.6	18.7	0.557	0.685	0.286	0.352	
ANT 4	Body & Hotspot	DFT-s-OFDM 11/2 BPSK	Mode B	5	Back	507000	2535	108	54	19.6	18.3	0.576	0.777	0.294	0.397	
ANT 4	Body & Hotspot	DFT-s-OFDM 11/2 BPSK	Mode B	5	Front	507000	2535	1	1	19.6	18.7	0.273	0.336	0.136	0.167	
ANT 4	Body & Hotspot	DFT-s-OFDM 11/2 BPSK	Mode B	5	Front	507000	2535	108	54	19.6	18.3	0.266	0.359	0.131	0.177	
ANT 4	Hotspot	DFT-s-OFDM 11/2 BPSK	Mode B	5	Edge Top	507000	2535	1	1	19.6	18.7	0.090	0.111	0.040	0.049	
ANT 4	Hotspot	DFT-s-OFDM 11/2 BPSK	Mode B	5	Edge Top	507000	2535	108	54	19.6	18.3	0.076	0.103	0.034	0.046	
ANT 4	Hotspot	DFT-s-OFDM 11/2 BPSK	Mode B	5	Edge Right	507000	2535	1	1	19.6	18.7	0.598	0.736	0.268	0.330	
ANT 4	Hotspot	DFT-s-OFDM 11/2 BPSK	Mode B	5	Edge Right	507000	2535	108	54	19.6	18.3	0.555	0.749	0.248	0.335	

10.22. NR Band n12 (15MHz Bandwidth)

Antenna(s)	RF Exposure Condition	Mode(s)	Power Mode(s)	Dist. (mm)	Test Position(s)	Channel	Freq. (MHz)	RB Allocation	RB Offset	Max Output Pwr (dBm)	Meas. (dBm)	1-g Meas. (W/kg)	1-g Scaled (W/kg)	10-g Meas. (W/kg)	10-g Scaled (W/kg)	Plot No.
ANT 1	Head	DFT-s-OFDM $\pi/2$ BPSK	Mode A	0	Left Cheek	141500	707.5	1	1	25.7	24.5	0.125	0.165	0.099	0.131	
ANT 1	Head	DFT-s-OFDM $\pi/2$ BPSK	Mode A	0	Left Cheek	141500	707.5	36	22	25.7	24.4	0.109	0.147	0.086	0.116	
ANT 1	Head	DFT-s-OFDM $\pi/2$ BPSK	Mode A	0	Left Tilt	141500	707.5	1	1	25.7	24.5	0.075	0.099	0.060	0.079	
ANT 1	Head	DFT-s-OFDM $\pi/2$ BPSK	Mode A	0	Left Tilt	141500	707.5	36	22	25.7	24.4	0.059	0.080	0.048	0.065	
ANT 1	Head	DFT-s-OFDM $\pi/2$ BPSK	Mode A	0	Right Cheek	141500	707.5	1	1	25.7	24.5	0.128	0.169	0.100	0.132	
ANT 1	Head	DFT-s-OFDM $\pi/2$ BPSK	Mode A	0	Right Cheek	141500	707.5	36	22	25.7	24.4	0.131	0.177	0.104	0.140	
ANT 1	Head	DFT-s-OFDM $\pi/2$ BPSK	Mode A	0	Right Tilt	141500	707.5	1	1	25.7	24.5	0.059	0.078	0.048	0.063	
ANT 1	Head	DFT-s-OFDM $\pi/2$ BPSK	Mode A	0	Right Tilt	141500	707.5	36	22	25.7	24.4	0.064	0.086	0.052	0.070	
ANT 1	Body & Hotspot	DFT-s-OFDM $\pi/2$ BPSK	Mode B	5	Back	141500	707.5	1	1	24.7	23.7	0.536	0.675	0.289	0.364	
ANT 1	Body & Hotspot	DFT-s-OFDM $\pi/2$ BPSK	Mode B	5	Back	141500	707.5	36	22	24.7	23.6	0.570	0.734	0.308	0.397	48
ANT 1	Body & Hotspot	DFT-s-OFDM $\pi/2$ BPSK	Mode B	5	Front	141500	707.5	1	1	24.7	23.7	0.369	0.465	0.204	0.257	
ANT 1	Body & Hotspot	DFT-s-OFDM $\pi/2$ BPSK	Mode B	5	Front	141500	707.5	36	22	24.7	23.6	0.395	0.509	0.219	0.282	
ANT 1	Hotspot	DFT-s-OFDM $\pi/2$ BPSK	Mode B	5	Edge Right	141500	707.5	1	1	24.7	23.7	0.456	0.574	0.227	0.286	
ANT 1	Hotspot	DFT-s-OFDM $\pi/2$ BPSK	Mode B	5	Edge Right	141500	707.5	36	22	24.7	23.6	0.454	0.585	0.222	0.286	
ANT 1	Hotspot	DFT-s-OFDM $\pi/2$ BPSK	Mode B	5	Edge Bottom	141500	707.5	1	1	24.7	23.7	0.415	0.522	0.196	0.247	
ANT 1	Hotspot	DFT-s-OFDM $\pi/2$ BPSK	Mode B	5	Edge Bottom	141500	707.5	36	22	24.7	23.6	0.441	0.568	0.208	0.268	
ANT 1	Hotspot	DFT-s-OFDM $\pi/2$ BPSK	Mode B	5	Edge Left	141500	707.5	1	1	24.7	23.7	0.178	0.224	0.117	0.147	
ANT 1	Hotspot	DFT-s-OFDM $\pi/2$ BPSK	Mode B	5	Edge Left	141500	707.5	36	22	24.7	23.6	0.167	0.215	0.110	0.142	
ANT 2	Head	DFT-s-OFDM $\pi/2$ BPSK	Mode A	0	Left Cheek	141500	707.5	1	1	25.2	23.8	0.476	0.657	0.303	0.418	
ANT 2	Head	DFT-s-OFDM $\pi/2$ BPSK	Mode A	0	Left Cheek	141500	707.5	36	22	25.2	23.5	0.443	0.655	0.276	0.408	
ANT 2	Head	DFT-s-OFDM $\pi/2$ BPSK	Mode A	0	Left Tilt	141500	707.5	1	1	25.2	23.8	0.379	0.523	0.206	0.284	
ANT 2	Head	DFT-s-OFDM $\pi/2$ BPSK	Mode A	0	Left Tilt	141500	707.5	36	22	25.2	23.5	0.366	0.541	0.204	0.302	
ANT 2	Head	DFT-s-OFDM $\pi/2$ BPSK	Mode A	0	Right Cheek	141500	707.5	1	1	25.2	23.8	0.455	0.628	0.314	0.433	
ANT 2	Head	DFT-s-OFDM $\pi/2$ BPSK	Mode A	0	Right Cheek	141500	707.5	36	22	25.2	23.5	0.469	0.694	0.306	0.453	49
ANT 2	Head	DFT-s-OFDM $\pi/2$ BPSK	Mode A	0	Right Tilt	141500	707.5	1	1	25.2	23.8	0.362	0.500	0.209	0.289	
ANT 2	Head	DFT-s-OFDM $\pi/2$ BPSK	Mode A	0	Right Tilt	141500	707.5	36	22	25.2	23.5	0.345	0.510	0.207	0.306	
ANT 2	Body & Hotspot	DFT-s-OFDM $\pi/2$ BPSK	Mode B	5	Back	141500	707.5	1	1	25.2	24.1	0.414	0.533	0.247	0.318	
ANT 2	Body & Hotspot	DFT-s-OFDM $\pi/2$ BPSK	Mode B	5	Back	141500	707.5	36	22	25.2	23.8	0.443	0.612	0.262	0.362	
ANT 2	Body & Hotspot	DFT-s-OFDM $\pi/2$ BPSK	Mode B	5	Front	141500	707.5	1	1	25.2	24.1	0.182	0.234	0.119	0.153	
ANT 2	Body & Hotspot	DFT-s-OFDM $\pi/2$ BPSK	Mode B	5	Front	141500	707.5	36	22	25.2	23.8	0.175	0.242	0.112	0.155	
ANT 2	Hotspot	DFT-s-OFDM $\pi/2$ BPSK	Mode B	5	Edge Top	141500	707.5	1	1	25.2	24.1	0.114	0.147	0.060	0.077	
ANT 2	Hotspot	DFT-s-OFDM $\pi/2$ BPSK	Mode B	5	Edge Top	141500	707.5	36	22	25.2	23.8	0.116	0.160	0.061	0.084	
ANT 2	Hotspot	DFT-s-OFDM $\pi/2$ BPSK	Mode B	5	Edge Right	141500	707.5	1	1	25.2	24.1	0.151	0.195	0.101	0.130	
ANT 2	Hotspot	DFT-s-OFDM $\pi/2$ BPSK	Mode B	5	Edge Right	141500	707.5	36	22	25.2	23.8	0.138	0.190	0.092	0.127	
ANT 2	Hotspot	DFT-s-OFDM $\pi/2$ BPSK	Mode B	5	Edge Left	141500	707.5	1	1	25.2	24.1	0.349	0.450	0.235	0.303	
ANT 2	Hotspot	DFT-s-OFDM $\pi/2$ BPSK	Mode B	5	Edge Left	141500	707.5	36	22	25.2	23.8	0.309	0.427	0.207	0.286	

10.23. NR Band n14 (10MHz Bandwidth)

Antenna(s)	RF Exposure Condition	Mode(s)	Power Mode(s)	Dist. (mm)	Test Position(s)	Channel	Freq. (MHz)	RB Allocation	RB Offset	Max Output Pwr (dBm)	Meas. (dBm)	1-g Meas. (W/kg)	1-g Scaled (W/kg)	10-g Meas. (W/kg)	10-g Scaled (W/kg)	Plot No.
ANT 1	Head	DFT-s-OFDM $\pi/2$ BPSK	Mode A	0	Left Cheek	158600	793	1	50	25.7	24.5	0.119	0.157	0.092	0.121	
ANT 1	Head	DFT-s-OFDM $\pi/2$ BPSK	Mode A	0	Left Cheek	158600	793	25	14	25.7	24.5	0.114	0.150	0.088	0.116	
ANT 1	Head	DFT-s-OFDM $\pi/2$ BPSK	Mode A	0	Left Tilt	158600	793	1	50	25.7	24.5	0.094	0.124	0.073	0.096	
ANT 1	Head	DFT-s-OFDM $\pi/2$ BPSK	Mode A	0	Left Tilt	158600	793	25	14	25.7	24.5	0.086	0.113	0.066	0.087	
ANT 1	Head	DFT-s-OFDM $\pi/2$ BPSK	Mode A	0	Right Cheek	158600	793	1	50	25.7	24.5	0.162	0.214	0.124	0.163	
ANT 1	Head	DFT-s-OFDM $\pi/2$ BPSK	Mode A	0	Right Cheek	158600	793	25	14	25.7	24.5	0.168	0.221	0.129	0.170	
ANT 1	Head	DFT-s-OFDM $\pi/2$ BPSK	Mode A	0	Right Tilt	158600	793	1	50	25.7	24.5	0.079	0.104	0.063	0.083	
ANT 1	Head	DFT-s-OFDM $\pi/2$ BPSK	Mode A	0	Right Tilt	158600	793	25	14	25.7	24.5	0.080	0.105	0.064	0.084	
ANT 1	Body & Hotspot	DFT-s-OFDM $\pi/2$ BPSK	Mode B	5	Back	158600	793	1	1	24.1	23.3	0.769	0.925	0.415	0.499	
ANT 1	Body & Hotspot	DFT-s-OFDM $\pi/2$ BPSK	Mode B	5	Back	158600	793	25	14	24.1	23.2	0.757	0.931	0.408	0.502	50
ANT 1	Body & Hotspot	DFT-s-OFDM $\pi/2$ BPSK	Mode B	5	Front	158600	793	1	1	24.1	23.3	0.530	0.637	0.293	0.352	
ANT 1	Body & Hotspot	DFT-s-OFDM $\pi/2$ BPSK	Mode B	5	Front	158600	793	25	14	24.1	23.2	0.519	0.639	0.286	0.352	
ANT 1	Hotspot	DFT-s-OFDM $\pi/2$ BPSK	Mode B	5	Edge Right	158600	793	1	1	24.1	23.3	0.423	0.509	0.280	0.337	
ANT 1	Hotspot	DFT-s-OFDM $\pi/2$ BPSK	Mode B	5	Edge Right	158600	793	25	14	24.1	23.2	0.377	0.464	0.186	0.229	
ANT 1	Hotspot	DFT-s-OFDM $\pi/2$ BPSK	Mode B	5	Edge Bottom	158600	793	1	1	24.1	23.3	0.689	0.828	0.324	0.390	
ANT 1	Hotspot	DFT-s-OFDM $\pi/2$ BPSK	Mode B	5	Edge Bottom	158600	793	25	14	24.1	23.2	0.704	0.866	0.332	0.408	
ANT 1	Hotspot	DFT-s-OFDM $\pi/2$ BPSK	Mode B	5	Edge Left	158600	793	1	1	24.1	23.3	0.117	0.141	0.076	0.091	
ANT 1	Hotspot	DFT-s-OFDM $\pi/2$ BPSK	Mode B	5	Edge Left	158600	793	25	14	24.1	23.2	0.106	0.130	0.069	0.085	
ANT 2	Head	DFT-s-OFDM $\pi/2$ BPSK	Mode A	0	Left Cheek	158600	793	1	1	25.2	23.8	0.462	0.638	0.261	0.360	
ANT 2	Head	DFT-s-OFDM $\pi/2$ BPSK	Mode A	0	Left Cheek	158600	793	25	14	25.2	23.7	0.472	0.667	0.307	0.434	
ANT 2	Head	DFT-s-OFDM $\pi/2$ BPSK	Mode A	0	Left Tilt	158600	793	1	1	25.2	23.8	0.301	0.415	0.186	0.257	
ANT 2	Head	DFT-s-OFDM $\pi/2$ BPSK	Mode A	0	Left Tilt	158600	793	25	14	25.2	23.7	0.291	0.411	0.171	0.242	
ANT 2	Head	DFT-s-OFDM $\pi/2$ BPSK	Mode A	0	Right Cheek	158600	793	1	1	25.2	23.8	0.564	0.779	0.342	0.472	51
ANT 2	Head	DFT-s-OFDM $\pi/2$ BPSK	Mode A	0	Right Cheek	158600	793	25	14	25.2	23.7	0.534	0.754	0.326	0.460	
ANT 2	Head	DFT-s-OFDM $\pi/2$ BPSK	Mode A	0	Right Tilt	158600	793	1	1	25.2	23.8	0.363	0.501	0.220	0.304	
ANT 2	Head	DFT-s-OFDM $\pi/2$ BPSK	Mode A	0	Right Tilt	158600	793	25	14	25.2	23.7	0.378	0.534	0.220	0.311	
ANT 2	Body & Hotspot	DFT-s-OFDM $\pi/2$ BPSK	Mode B	5	Back	158600	793	1	1	25.2	24.0	0.293	0.386	0.190	0.250	
ANT 2	Body & Hotspot	DFT-s-OFDM $\pi/2$ BPSK	Mode B	5	Back	158600	793	25	14	25.2	23.9	0.286	0.386	0.187	0.252	
ANT 2	Body & Hotspot	DFT-s-OFDM $\pi/2$ BPSK	Mode B	5	Front	158600	793	1	1	25.2	24.0	0.186	0.245	0.120	0.158	
ANT 2	Body & Hotspot	DFT-s-OFDM $\pi/2$ BPSK	Mode B	5	Front	158600	793	25	14	25.2	23.9	0.189	0.255	0.121	0.163	
ANT 2	Hotspot	DFT-s-OFDM $\pi/2$ BPSK	Mode B	5	Edge Top	158600	793	1	1	25.2	24.0	0.125	0.165	0.067	0.088	
ANT 2	Hotspot	DFT-s-OFDM $\pi/2$ BPSK	Mode B	5	Edge Top	158600	793	25	14	25.2	23.9	0.122	0.165	0.065	0.088	
ANT 2	Hotspot	DFT-s-OFDM $\pi/2$ BPSK	Mode B	5	Edge Right	158600	793	1	1	25.2	24.0	0.111	0.146	0.073	0.096	
ANT 2	Hotspot	DFT-s-OFDM $\pi/2$ BPSK	Mode B	5	Edge Right	158600	793	25	14	25.2	23.9	0.119	0.161	0.078	0.105	
ANT 2	Hotspot	DFT-s-OFDM $\pi/2$ BPSK	Mode B	5	Edge Left	158600	793	1	1	25.2	24.0	0.251	0.331	0.165	0.218	
ANT 2	Hotspot	DFT-s-OFDM $\pi/2$ BPSK	Mode B	5	Edge Left	158600	793	25	14	25.2	23.9	0.257	0.347	0.169	0.228	

10.24. NR Band n25 (40MHz Bandwidth)

Antenna(s)	RF Exposure Condition	Mode(s)	Power Mode(s)	Dist. (mm)	Test Position(s)	Channel	Freq. (MHz)	RB Allocation	RB Offset	Max Output Pwr (dBm)	Meas. (dBm)	1-g Meas. (W/kg)	1-g Scaled (W/kg)	10-g Meas. (W/kg)	10-g Scaled (W/kg)	Plot No.
ANT 1	Head	DFT-s-OFDM 11/2 BPSK	Mode A	0	Left Cheek	376500	1882.5	1	1	22.7	22.1	0.070	0.080	0.047	0.054	
ANT 1	Head	DFT-s-OFDM 11/2 BPSK	Mode A	0	Left Cheek	376500	1882.5	108	54	22.7	22.0	0.060	0.070	0.041	0.048	
ANT 1	Head	DFT-s-OFDM 11/2 BPSK	Mode A	0	Left Tilt	376500	1882.5	1	1	22.7	22.1	0.060	0.069	0.036	0.041	
ANT 1	Head	DFT-s-OFDM 11/2 BPSK	Mode A	0	Left Tilt	376500	1882.5	108	54	22.7	22.0	0.050	0.059	0.030	0.035	
ANT 1	Head	DFT-s-OFDM 11/2 BPSK	Mode A	0	Right Cheek	376500	1882.5	1	1	22.7	22.1	0.159	0.183	0.101	0.116	
ANT 1	Head	DFT-s-OFDM 11/2 BPSK	Mode A	0	Right Cheek	376500	1882.5	108	54	22.7	22.0	0.146	0.172	0.094	0.110	
ANT 1	Head	DFT-s-OFDM 11/2 BPSK	Mode A	0	Right Tilt	376500	1882.5	1	1	22.7	22.1	0.064	0.073	0.038	0.044	
ANT 1	Head	DFT-s-OFDM 11/2 BPSK	Mode A	0	Right Tilt	376500	1882.5	108	54	22.7	22.0	0.060	0.070	0.036	0.042	
ANT 1	Body & Hotspot	DFT-s-OFDM 11/2 BPSK	Mode B	5	Back	376500	1882.5	1	214	22.0	21.1	0.542	0.667	0.279	0.343	
ANT 1	Body & Hotspot	DFT-s-OFDM 11/2 BPSK	Mode B	5	Back	376500	1882.5	108	54	22.0	21.0	0.520	0.655	0.271	0.341	
ANT 1	Body & Hotspot	DFT-s-OFDM 11/2 BPSK	Mode B	5	Front	376500	1882.5	1	214	22.0	21.1	0.389	0.479	0.216	0.266	
ANT 1	Body & Hotspot	DFT-s-OFDM 11/2 BPSK	Mode B	5	Front	376500	1882.5	108	54	22.0	21.0	0.365	0.460	0.207	0.261	
ANT 1	Hotspot	DFT-s-OFDM 11/2 BPSK	Mode B	5	Edge Right	376500	1882.5	1	214	22.0	21.1	0.670	0.824	0.323	0.397	
ANT 1	Hotspot	DFT-s-OFDM 11/2 BPSK	Mode B	5	Edge Right	376500	1882.5	108	54	22.0	21.0	0.728	0.916	0.353	0.444	
ANT 1	Hotspot	DFT-s-OFDM 11/2 BPSK	Mode B	5	Edge Bottom	376500	1882.5	1	214	22.0	21.1	0.492	0.605	0.214	0.263	
ANT 1	Hotspot	DFT-s-OFDM 11/2 BPSK	Mode B	5	Edge Bottom	376500	1882.5	108	54	22.0	21.0	0.498	0.627	0.217	0.273	
ANT 1	Hotspot	DFT-s-OFDM 11/2 BPSK	Mode B	5	Edge Left	376500	1882.5	1	214	22.0	21.1	0.033	0.041	0.018	0.022	
ANT 1	Hotspot	DFT-s-OFDM 11/2 BPSK	Mode B	5	Edge Left	376500	1882.5	108	54	22.0	21.0	0.069	0.087	0.037	0.047	
ANT 2	Head	DFT-s-OFDM 11/2 BPSK	Mode A	0	Left Cheek	376500	1882.5	1	1	18.2	17.2	0.245	0.308	0.122	0.154	
ANT 2	Head	DFT-s-OFDM 11/2 BPSK	Mode A	0	Left Cheek	376500	1882.5	108	54	18.2	17.1	0.213	0.274	0.109	0.140	
ANT 2	Head	DFT-s-OFDM 11/2 BPSK	Mode A	0	Left Tilt	376500	1882.5	1	1	18.2	17.2	0.289	0.364	0.142	0.179	
ANT 2	Head	DFT-s-OFDM 11/2 BPSK	Mode A	0	Left Tilt	376500	1882.5	108	54	18.2	17.1	0.253	0.326	0.125	0.161	
ANT 2	Head	DFT-s-OFDM 11/2 BPSK	Mode A	0	Right Cheek	376500	1882.5	1	1	18.2	17.2	0.376	0.473	0.203	0.256	
ANT 2	Head	DFT-s-OFDM 11/2 BPSK	Mode A	0	Right Cheek	376500	1882.5	108	54	18.2	17.1	0.360	0.464	0.200	0.258	
ANT 2	Head	DFT-s-OFDM 11/2 BPSK	Mode A	0	Right Tilt	376500	1882.5	1	1	18.2	17.2	0.420	0.529	0.209	0.263	
ANT 2	Head	DFT-s-OFDM 11/2 BPSK	Mode A	0	Right Tilt	376500	1882.5	108	54	18.2	17.1	0.382	0.492	0.191	0.246	
ANT 2	Body & Hotspot	DFT-s-OFDM 11/2 BPSK	Mode B	5	Back	376500	1882.5	1	1	19.8	19.0	0.565	0.679	0.277	0.333	
ANT 2	Body & Hotspot	DFT-s-OFDM 11/2 BPSK	Mode B	5	Back	376500	1882.5	108	54	19.8	18.7	0.598	0.770	0.287	0.370	
ANT 2	Body & Hotspot	DFT-s-OFDM 11/2 BPSK	Mode B	5	Front	376500	1882.5	1	1	19.8	19.0	0.363	0.436	0.179	0.215	
ANT 2	Body & Hotspot	DFT-s-OFDM 11/2 BPSK	Mode B	5	Front	376500	1882.5	108	54	19.8	18.7	0.343	0.442	0.174	0.224	
ANT 2	Hotspot	DFT-s-OFDM 11/2 BPSK	Mode B	5	Edge Top	376500	1882.5	1	1	19.8	19.0	0.707	0.850	0.328	0.394	
ANT 2	Hotspot	DFT-s-OFDM 11/2 BPSK	Mode B	5	Edge Top	376500	1882.5	108	54	19.8	18.7	0.653	0.841	0.309	0.398	
ANT 2	Hotspot	DFT-s-OFDM 11/2 BPSK	Mode B	5	Edge Right	376500	1882.5	1	1	19.8	19.0	0.007	0.008	0.003	0.004	
ANT 2	Hotspot	DFT-s-OFDM 11/2 BPSK	Mode B	5	Edge Right	376500	1882.5	108	54	19.8	18.7	0.005	0.006	0.002	0.003	
ANT 2	Hotspot	DFT-s-OFDM 11/2 BPSK	Mode B	5	Edge Left	376500	1882.5	1	1	19.8	19.0	0.278	0.334	0.137	0.165	
ANT 2	Hotspot	DFT-s-OFDM 11/2 BPSK	Mode B	5	Edge Left	376500	1882.5	108	54	19.8	18.7	0.313	0.403	0.156	0.201	
ANT 3	Head	DFT-s-OFDM 11/2 BPSK	Mode A	0	Left Cheek	376500	1882.5	1	214	23.1	22.1	0.251	0.316	0.159	0.200	
ANT 3	Head	DFT-s-OFDM 11/2 BPSK	Mode A	0	Left Cheek	376500	1882.5	108	54	23.1	22.1	0.250	0.315	0.156	0.196	
ANT 3	Head	DFT-s-OFDM 11/2 BPSK	Mode A	0	Left Tilt	376500	1882.5	1	214	23.1	22.1	0.092	0.116	0.058	0.073	
ANT 3	Head	DFT-s-OFDM 11/2 BPSK	Mode A	0	Left Tilt	376500	1882.5	108	54	23.1	22.1	0.091	0.115	0.057	0.072	
ANT 3	Head	DFT-s-OFDM 11/2 BPSK	Mode A	0	Right Cheek	376500	1882.5	1	214	23.1	22.1	0.140	0.176	0.091	0.115	
ANT 3	Head	DFT-s-OFDM 11/2 BPSK	Mode A	0	Right Cheek	376500	1882.5	108	54	23.1	22.1	0.148	0.186	0.095	0.120	
ANT 3	Head	DFT-s-OFDM 11/2 BPSK	Mode A	0	Right Tilt	376500	1882.5	1	214	23.1	22.1	0.112	0.141	0.068	0.086	
ANT 3	Head	DFT-s-OFDM 11/2 BPSK	Mode A	0	Right Tilt	376500	1882.5	108	54	23.1	22.1	0.090	0.113	0.057	0.072	
ANT 3	Body & Hotspot	DFT-s-OFDM 11/2 BPSK	Mode B	5	Back	376500	1882.5	1	214	21.7	20.8	0.655	0.806	0.365	0.449	
ANT 3	Body & Hotspot	DFT-s-OFDM 11/2 BPSK	Mode B	5	Back	376500	1882.5	108	54	21.7	20.7	0.692	0.871	0.390	0.491	
ANT 3	Body & Hotspot	DFT-s-OFDM 11/2 BPSK	Mode B	5	Front	376500	1882.5	1	214	21.7	20.8	0.377	0.464	0.223	0.274	
ANT 3	Body & Hotspot	DFT-s-OFDM 11/2 BPSK	Mode B	5	Front	376500	1882.5	108	54	21.7	20.7	0.383	0.482	0.226	0.285	
ANT 3	Hotspot	DFT-s-OFDM 11/2 BPSK	Mode B	5	Edge Bottom	376500	1882.5	1	214	21.7	20.8	0.275	0.338	0.134	0.165	
ANT 3	Hotspot	DFT-s-OFDM 11/2 BPSK	Mode B	5	Edge Bottom	376500	1882.5	108	54	21.7	20.7	0.249	0.313	0.125	0.157	
ANT 3	Hotspot	DFT-s-OFDM 11/2 BPSK	Mode B	5	Edge Left	376500	1882.5	1	214	21.7	20.8	0.724	0.891	0.367	0.452	
ANT 3	Hotspot	DFT-s-OFDM 11/2 BPSK	Mode B	5	Edge Left	376500	1882.5	108	54	21.7	20.7	0.757	0.953	0.385	0.485	52
ANT 4	Head	DFT-s-OFDM 11/2 BPSK	Mode A	0	Left Cheek	376500	1882.5	1	214	20.0	19.3	0.460	0.540	0.257	0.302	
ANT 4	Head	DFT-s-OFDM 11/2 BPSK	Mode A	0	Left Cheek	376500	1882.5	108	54	20.0	19.2	0.422	0.507	0.238	0.286	
ANT 4	Head	DFT-s-OFDM 11/2 BPSK	Mode A	0	Left Tilt	376500	1882.5	1	214	20.0	19.3	0.474	0.557	0.248	0.291	53
ANT 4	Head	DFT-s-OFDM 11/2 BPSK	Mode A	0	Left Tilt	376500	1882.5	108	54	20.0	19.2	0.444	0.534	0.233	0.280	
ANT 4	Head	DFT-s-OFDM 11/2 BPSK	Mode A	0	Right Cheek	376500	1882.5	1	214	20.0	19.3	0.239	0.281	0.142	0.167	
ANT 4	Head	DFT-s-OFDM 11/2 BPSK	Mode A	0	Right Cheek	376500	1882.5	108	54	20.0	19.2	0.216	0.260	0.128	0.154	
ANT 4	Head	DFT-s-OFDM 11/2 BPSK	Mode A	0	Right Tilt	376500	1882.5	1	214	20.0	19.3	0.175	0.206	0.101	0.119	
ANT 4	Head	DFT-s-OFDM 11/2 BPSK	Mode A	0	Right Tilt	376500	1882.5	108	54	20.0	19.2	0.152	0.183	0.087	0.105	
ANT 4	Body & Hotspot	DFT-s-OFDM 11/2 BPSK	Mode B	5	Back	376500	1882.5	1	214	19.8	19.3	0.819	0.919	0.443	0.497	54
ANT 4	Body & Hotspot	DFT-s-OFDM 11/2 BPSK	Mode B	5	Back	376500	1882.5	108	54	19.8	19.2	0.788	0.905	0.416	0.478	
ANT 4	Body & Hotspot	DFT-s-OFDM 11/2 BPSK	Mode B	5	Front	376500	1882.5	1	214	19.8	19.3	0.281	0.315	0.157	0.176	
ANT 4	Body & Hotspot	DFT-s-OFDM 11/2 BPSK	Mode B	5	Front	376500	1882.5	108	54	19.8	19.2	0.274	0.315	0.152	0.175	
ANT 4	Hotspot	DFT-s-OFDM 11/2 BPSK	Mode B	5	Edge Top	376500	1882.5	1	214	19.8	19.3	0.196	0.220	0.084	0.094	
ANT 4	Hotspot	DFT-s-OFDM 11/2 BPSK	Mode B	5	Edge Top	376500	1882.5	108	54	19.8	19.2	0.190	0.218	0.083	0.095	
ANT 4	Hotspot	DFT-s-OFDM 11/2 BPSK	Mode B	5	Edge Right	376500	1882.5	1	214	19.8	19.3	0.621	0.697	0.308	0.346	
ANT 4	Hotspot	DFT-s-OFDM 11/2 BPSK	Mode B	5	Edge Right	376500	1882.5	108	54	19.8	19.2	0.602	0.691	0.300	0.344	

10.25. NR Band n26 (20MHz Bandwidth)

Antenna(s)	RF Exposure Condition	Mode(s)	Power Mode(s)	Dist. (mm)	Test Position(s)	Channel	Freq. (MHz)	RB Allocation	RB Offset	Max Output Pwr (dBm)	Meas. (dBm)	1-g Meas. (W/kg)	1-g Scaled (W/kg)	10-g Meas. (W/kg)	10-g Scaled (W/kg)	Plot No.
ANT 1	Head	DFT-s-OFDM 11/2 BPSK	Mode A	0	Left Cheek	166300	831.5	1	104	25.7	24.4	0.071	0.096	0.059	0.080	
ANT 1	Head	DFT-s-OFDM 11/2 BPSK	Mode A	0	Left Cheek	166300	831.5	50	28	25.7	24.4	0.085	0.115	0.068	0.092	
ANT 1	Head	DFT-s-OFDM 11/2 BPSK	Mode A	0	Left Tilt	166300	831.5	1	104	25.7	24.4	0.062	0.084	0.049	0.066	
ANT 1	Head	DFT-s-OFDM 11/2 BPSK	Mode A	0	Left Tilt	166300	831.5	50	28	25.7	24.4	0.064	0.086	0.051	0.069	
ANT 1	Head	DFT-s-OFDM 11/2 BPSK	Mode A	0	Right Cheek	166300	831.5	1	104	25.7	24.4	0.116	0.156	0.092	0.124	
ANT 1	Head	DFT-s-OFDM 11/2 BPSK	Mode A	0	Right Cheek	166300	831.5	50	28	25.7	24.4	0.143	0.193	0.114	0.154	
ANT 1	Head	DFT-s-OFDM 11/2 BPSK	Mode A	0	Right Tilt	166300	831.5	1	104	25.7	24.4	0.064	0.086	0.052	0.070	
ANT 1	Head	DFT-s-OFDM 11/2 BPSK	Mode A	0	Right Tilt	166300	831.5	50	28	25.7	24.4	0.075	0.101	0.061	0.082	
ANT 1	Body & Hotspot	DFT-s-OFDM 11/2 BPSK	Mode B	5	Back	166300	831.5	1	1	22.9	21.6	0.667	0.900	0.362	0.488	55
ANT 1	Body & Hotspot	DFT-s-OFDM 11/2 BPSK	Mode B	5	Back	166300	831.5	50	28	22.9	21.6	0.659	0.889	0.358	0.483	
ANT 1	Body & Hotspot	DFT-s-OFDM 11/2 BPSK	Mode B	5	Front	166300	831.5	1	1	22.9	21.6	0.506	0.683	0.281	0.379	
ANT 1	Body & Hotspot	DFT-s-OFDM 11/2 BPSK	Mode B	5	Front	166300	831.5	50	28	22.9	21.6	0.502	0.677	0.278	0.375	
ANT 1	Hotspot	DFT-s-OFDM 11/2 BPSK	Mode B	5	Edge Right	166300	831.5	1	1	22.9	21.6	0.217	0.293	0.103	0.139	
ANT 1	Hotspot	DFT-s-OFDM 11/2 BPSK	Mode B	5	Edge Right	166300	831.5	50	28	22.9	21.6	0.247	0.333	0.117	0.158	
ANT 1	Hotspot	DFT-s-OFDM 11/2 BPSK	Mode B	5	Edge Bottom	166300	831.5	1	1	22.9	21.6	0.586	0.790	0.274	0.370	
ANT 1	Hotspot	DFT-s-OFDM 11/2 BPSK	Mode B	5	Edge Bottom	166300	831.5	50	28	22.9	21.6	0.560	0.755	0.267	0.360	
ANT 1	Hotspot	DFT-s-OFDM 11/2 BPSK	Mode B	5	Edge Left	166300	831.5	1	1	22.9	21.6	0.035	0.047	0.023	0.031	
ANT 1	Hotspot	DFT-s-OFDM 11/2 BPSK	Mode B	5	Edge Left	166300	831.5	50	28	22.9	21.6	0.043	0.058	0.028	0.038	
Antenna(s)	RF Exposure Condition	Mode(s)	Power Mode(s)	Dist. (mm)	Test Position(s)	Channel	Freq. (MHz)	RB Allocation	RB Offset	Max Output Pwr (dBm)	Meas. (dBm)	1-g Meas. (W/kg)	1-g Scaled (W/kg)	10-g Meas. (W/kg)	10-g Scaled (W/kg)	Plot No.
ANT 2	Head	DFT-s-OFDM 11/2 BPSK	Mode A	0	Left Cheek	166300	831.5	1	1	23.9	22.7	0.463	0.610	0.294	0.388	
ANT 2	Head	DFT-s-OFDM 11/2 BPSK	Mode A	0	Left Cheek	166300	831.5	50	28	23.9	22.8	0.477	0.614	0.309	0.398	
ANT 2	Head	DFT-s-OFDM 11/2 BPSK	Mode A	0	Left Tilt	166300	831.5	1	1	23.9	22.7	0.303	0.399	0.175	0.231	
ANT 2	Head	DFT-s-OFDM 11/2 BPSK	Mode A	0	Left Tilt	166300	831.5	50	28	23.9	22.8	0.310	0.399	0.180	0.232	
ANT 2	Head	DFT-s-OFDM 11/2 BPSK	Mode A	0	Right Cheek	166300	831.5	1	1	23.9	22.7	0.563	0.742	0.356	0.469	56
ANT 2	Head	DFT-s-OFDM 11/2 BPSK	Mode A	0	Right Cheek	166300	831.5	50	28	23.9	22.8	0.532	0.685	0.331	0.426	
ANT 2	Head	DFT-s-OFDM 11/2 BPSK	Mode A	0	Right Tilt	166300	831.5	1	1	23.9	22.7	0.358	0.472	0.188	0.248	
ANT 2	Head	DFT-s-OFDM 11/2 BPSK	Mode A	0	Right Tilt	166300	831.5	50	28	23.9	22.8	0.359	0.462	0.141	0.182	
ANT 2	Body & Hotspot	DFT-s-OFDM 11/2 BPSK	Mode B	5	Back	166300	831.5	1	104	25.2	24.0	0.422	0.556	0.267	0.352	
ANT 2	Body & Hotspot	DFT-s-OFDM 11/2 BPSK	Mode B	5	Back	166300	831.5	50	28	25.2	24.1	0.429	0.553	0.270	0.348	
ANT 2	Body & Hotspot	DFT-s-OFDM 11/2 BPSK	Mode B	5	Front	166300	831.5	1	104	25.2	24.0	0.243	0.320	0.154	0.203	
ANT 2	Body & Hotspot	DFT-s-OFDM 11/2 BPSK	Mode B	5	Front	166300	831.5	50	28	25.2	24.1	0.246	0.317	0.156	0.201	
ANT 2	Hotspot	DFT-s-OFDM 11/2 BPSK	Mode B	5	Edge Top	166300	831.5	1	104	25.2	24.0	0.211	0.278	0.119	0.157	
ANT 2	Hotspot	DFT-s-OFDM 11/2 BPSK	Mode B	5	Edge Top	166300	831.5	50	28	25.2	24.1	0.227	0.292	0.127	0.164	
ANT 2	Hotspot	DFT-s-OFDM 11/2 BPSK	Mode B	5	Edge Right	166300	831.5	1	104	25.2	24.0	0.179	0.236	0.117	0.154	
ANT 2	Hotspot	DFT-s-OFDM 11/2 BPSK	Mode B	5	Edge Right	166300	831.5	50	28	25.2	24.1	0.214	0.276	0.140	0.180	
ANT 2	Hotspot	DFT-s-OFDM 11/2 BPSK	Mode B	5	Edge Left	166300	831.5	1	104	25.2	24.0	0.356	0.469	0.230	0.303	
ANT 2	Hotspot	DFT-s-OFDM 11/2 BPSK	Mode B	5	Edge Left	166300	831.5	50	28	25.2	24.1	0.387	0.499	0.251	0.323	

10.26. NR Band n30 (10MHz Bandwidth)

Antenna(s)	RF Exposure Condition	Mode(s)	Power Mode(s)	Dist. (mm)	Test Position(s)	Channel	Freq. (MHz)	RB Allocation	RB Offset	Max Output Pwr (dBm)	Meas. (dBm)	1-g Meas. (W/kg)	1-g Scaled (W/kg)	10-g Meas. (W/kg)	10-g Scaled (W/kg)	Plot No.
ANT 1	Head	DFT-s-OFDM 11/2 BPSK	Mode A	0	Left Cheek	462000	2310	1	1	21.0	20.2	0.023	0.028	0.012	0.014	
ANT 1	Head	DFT-s-OFDM 11/2 BPSK	Mode A	0	Left Cheek	462000	2310	25	14	21.0	20.3	0.024	0.028	0.013	0.015	
ANT 1	Head	DFT-s-OFDM 11/2 BPSK	Mode A	0	Left Tilt	462000	2310	1	1	21.0	20.2	0.016	0.019	0.007	0.008	
ANT 1	Head	DFT-s-OFDM 11/2 BPSK	Mode A	0	Left Tilt	462000	2310	25	14	21.0	20.3	0.019	0.022	0.009	0.011	
ANT 1	Head	DFT-s-OFDM 11/2 BPSK	Mode A	0	Right Cheek	462000	2310	1	1	21.0	20.2	0.066	0.079	0.040	0.048	
ANT 1	Head	DFT-s-OFDM 11/2 BPSK	Mode A	0	Right Cheek	462000	2310	25	14	21.0	20.3	0.064	0.075	0.041	0.048	
ANT 1	Head	DFT-s-OFDM 11/2 BPSK	Mode A	0	Right Tilt	462000	2310	1	1	21.0	20.2	0.023	0.028	0.013	0.016	
ANT 1	Head	DFT-s-OFDM 11/2 BPSK	Mode A	0	Right Tilt	462000	2310	25	14	21.0	20.3	0.025	0.029	0.015	0.018	
ANT 1	Body & Hotspot	DFT-s-OFDM 11/2 BPSK	Mode B	5	Back	462000	2310	1	1	17.8	16.9	0.368	0.453	0.164	0.202	
ANT 1	Body & Hotspot	DFT-s-OFDM 11/2 BPSK	Mode B	5	Back	462000	2310	25	14	17.8	16.8	0.440	0.554	0.190	0.239	
ANT 1	Body & Hotspot	DFT-s-OFDM 11/2 BPSK	Mode B	5	Front	462000	2310	1	1	17.8	16.9	0.225	0.277	0.082	0.101	
ANT 1	Body & Hotspot	DFT-s-OFDM 11/2 BPSK	Mode B	5	Front	462000	2310	25	14	17.8	16.8	0.222	0.279	0.083	0.104	
ANT 1	Hotspot	DFT-s-OFDM 11/2 BPSK	Mode B	5	Edge Right	462000	2310	1	1	17.8	16.9	0.211	0.260	0.088	0.108	
ANT 1	Hotspot	DFT-s-OFDM 11/2 BPSK	Mode B	5	Edge Right	462000	2310	25	14	17.8	16.8	0.202	0.254	0.085	0.107	
ANT 1	Hotspot	DFT-s-OFDM 11/2 BPSK	Mode B	5	Edge Bottom	462000	2310	1	1	17.8	16.9	0.709	0.872	0.286	0.352	
ANT 1	Hotspot	DFT-s-OFDM 11/2 BPSK	Mode B	5	Edge Bottom	462000	2310	25	14	17.8	16.8	0.674	0.849	0.273	0.344	
ANT 1	Hotspot	DFT-s-OFDM 11/2 BPSK	Mode B	5	Edge Left	462000	2310	1	1	17.8	16.9	0.017	0.021	0.008	0.010	
ANT 1	Hotspot	DFT-s-OFDM 11/2 BPSK	Mode B	5	Edge Left	462000	2310	25	14	17.8	16.8	0.015	0.019	0.006	0.008	
Antenna(s)	RF Exposure Condition	Mode(s)	Power Mode(s)	Dist. (mm)	Test Position(s)	Channel	Freq. (MHz)	RB Allocation	RB Offset	Max Output Pwr (dBm)	Meas. (dBm)	1-g Meas. (W/kg)	1-g Scaled (W/kg)	10-g Meas. (W/kg)	10-g Scaled (W/kg)	Plot No.
ANT 2	Head	DFT-s-OFDM 11/2 BPSK	Mode A	0	Left Cheek	462000	2310	1	1	18.5	17.4	0.177	0.228	0.103	0.133	
ANT 2	Head	DFT-s-OFDM 11/2 BPSK	Mode A	0	Left Cheek	462000	2310	25	14	18.5	17.4	0.168	0.216	0.072	0.093	
ANT 2	Head	DFT-s-OFDM 11/2 BPSK	Mode A	0	Left Tilt	462000	2310	1	1	18.5	17.4	0.208	0.268	0.087	0.112	
ANT 2	Head	DFT-s-OFDM 11/2 BPSK	Mode A	0	Left Tilt	462000	2310	25	14	18.5	17.4	0.203	0.262	0.084	0.108	
ANT 2	Head	DFT-s-OFDM 11/2 BPSK	Mode A	0	Right Cheek	462000	2310	1	1	18.5	17.4	0.697	0.898	0.328	0.423	57
ANT 2	Head	DFT-s-OFDM 11/2 BPSK	Mode A	0	Right Cheek	462000	2310	25	14	18.5	17.4	0.682	0.879	0.320	0.412	
ANT 2	Head	DFT-s-OFDM 11/2 BPSK	Mode A	0	Right Tilt	462000	2310	1	1	18.5	17.4	0.429	0.553	0.185	0.238	
ANT 2	Head	DFT-s-OFDM 11/2 BPSK	Mode A	0	Right Tilt	462000	2310	25	14	18.5	17.4	0.465	0.599	0.197	0.254	
ANT 2	Body & Hotspot	DFT-s-OFDM 11/2 BPSK	Mode B	5	Back	462000	2310	1	1	18.8	17.6	0.488	0.643	0.223	0.294	
ANT 2	Body & Hotspot	DFT-s-OFDM 11/2 BPSK	Mode B	5	Back	462000	2310	25	14	18.8	17.5	0.503	0.679	0.228	0.308	
ANT 2	Body & Hotspot	DFT-s-OFDM 11/2 BPSK	Mode B	5	Front	462000	2310	1	1	18.8	17.6	0.325	0.428	0.155	0.204	
ANT 2	Body & Hotspot	DFT-s-OFDM 11/2 BPSK	Mode B	5	Front	462000	2310	25	14	18.8	17.5	0.340	0.459	0.162	0.219	
ANT 2	Hotspot	DFT-s-OFDM 11/2 BPSK	Mode B	5	Edge Top	462000	2310	1	1	18.8	17.6	0.213	0.281	0.090	0.119	
ANT 2	Hotspot	DFT-s-OFDM 11/2 BPSK	Mode B	5	Edge Top	462000	2310	25	14	18.8	17.5	0.215	0.290	0.090	0.121	
ANT 2	Hotspot	DFT-s-OFDM 11/2 BPSK	Mode B	5	Edge Right	462000	2310	1	1	18.8	17.6	0.015	0.020	0.007	0.009	
ANT 2	Hotspot	DFT-s-OFDM 11/2 BPSK	Mode B	5	Edge Right	462000	2310	25	14	18.8	17.5	0.015	0.020	0.008	0.011	
ANT 2	Hotspot	DFT-s-OFDM 11/2 BPSK	Mode B	5	Edge Left	462000	2310	1	1	18.8	17.6	0.689	0.908	0.323	0.426	
ANT 2	Hotspot	DFT-s-OFDM 11/2 BPSK	Mode B	5	Edge Left	462000	2310	25	14	18.8	17.5	0.657	0.886	0.310	0.418	
Antenna(s)	RF Exposure Condition	Mode(s)	Power Mode(s)	Dist. (mm)	Test Position(s)	Channel	Freq. (MHz)	RB Allocation	RB Offset	Max Output Pwr (dBm)	Meas. (dBm)	1-g Meas. (W/kg)	1-g Scaled (W/kg)	10-g Meas. (W/kg)	10-g Scaled (W/kg)	Plot No.
ANT 3	Head	DFT-s-OFDM 11/2 BPSK	Mode A	0	Left Cheek	462000	2310	1	1	22.1	21.0	0.209	0.269	0.122	0.157	
ANT 3	Head	DFT-s-OFDM 11/2 BPSK	Mode A	0	Left Cheek	462000	2310	25	14	22.1	20.8	0.205	0.277	0.119	0.161	
ANT 3	Head	DFT-s-OFDM 11/2 BPSK	Mode A	0	Left Tilt	462000	2310	1	1	22.1	21.0	0.083	0.107	0.046	0.059	
ANT 3	Head	DFT-s-OFDM 11/2 BPSK	Mode A	0	Left Tilt	462000	2310	25	14	22.1	20.8	0.079	0.107	0.044	0.059	
ANT 3	Head	DFT-s-OFDM 11/2 BPSK	Mode A	0	Right Cheek	462000	2310	1	1	22.1	21.0	0.100	0.129	0.059	0.076	
ANT 3	Head	DFT-s-OFDM 11/2 BPSK	Mode A	0	Right Cheek	462000	2310	25	14	22.1	20.8	0.092	0.124	0.055	0.074	
ANT 3	Head	DFT-s-OFDM 11/2 BPSK	Mode A	0	Right Tilt	462000	2310	1	1	22.1	21.0	0.096	0.124	0.052	0.067	
ANT 3	Head	DFT-s-OFDM 11/2 BPSK	Mode A	0	Right Tilt	462000	2310	25	14	22.1	20.8	0.084	0.113	0.046	0.062	
ANT 3	Body & Hotspot	DFT-s-OFDM 11/2 BPSK	Mode B	5	Back	462000	2310	1	1	20.5	19.4	0.580	0.747	0.303	0.390	
ANT 3	Body & Hotspot	DFT-s-OFDM 11/2 BPSK	Mode B	5	Back	462000	2310	25	14	20.5	19.2	0.574	0.774	0.303	0.409	
ANT 3	Body & Hotspot	DFT-s-OFDM 11/2 BPSK	Mode B	5	Front	462000	2310	1	1	20.5	19.4	0.420	0.541	0.233	0.300	
ANT 3	Body & Hotspot	DFT-s-OFDM 11/2 BPSK	Mode B	5	Front	462000	2310	25	14	20.5	19.2	0.417	0.563	0.227	0.306	
ANT 3	Hotspot	DFT-s-OFDM 11/2 BPSK	Mode B	5	Edge Bottom	462000	2310	1	1	20.5	19.4	0.206	0.265	0.091	0.117	
ANT 3	Hotspot	DFT-s-OFDM 11/2 BPSK	Mode B	5	Edge Bottom	462000	2310	25	14	20.5	19.2	0.203	0.274	0.090	0.121	
ANT 3	Hotspot	DFT-s-OFDM 11/2 BPSK	Mode B	5	Edge Left	462000	2310	1	1	20.5	19.4	0.704	0.907	0.336	0.433	
ANT 3	Hotspot	DFT-s-OFDM 11/2 BPSK	Mode B	5	Edge Left	462000	2310	25	14	20.5	19.2	0.702	0.947	0.334	0.451	58
Antenna(s)	RF Exposure Condition	Mode(s)	Power Mode(s)	Dist. (mm)	Test Position(s)	Channel	Freq. (MHz)	RB Allocation	RB Offset	Max Output Pwr (dBm)	Meas. (dBm)	1-g Meas. (W/kg)	1-g Scaled (W/kg)	10-g Meas. (W/kg)	10-g Scaled (W/kg)	Plot No.
ANT 4	Head	DFT-s-OFDM 11/2 BPSK	Mode A	0	Left Cheek	462000	2310	1	1	20.3	19.4	0.709	0.872	0.357	0.439	
ANT 4	Head	DFT-s-OFDM 11/2 BPSK	Mode A	0	Left Cheek	462000	2310	25	14	20.3	19.3	0.708	0.891	0.350	0.441	
ANT 4	Head	DFT-s-OFDM 11/2 BPSK	Mode A	0	Left Tilt	462000	2310	1	1	20.3	19.4	0.400	0.492	0.192	0.236	
ANT 4	Head	DFT-s-OFDM 11/2 BPSK	Mode A	0	Left Tilt	462000	2310	25	14	20.3	19.3	0.360	0.453	0.170	0.214	
ANT 4	Head	DFT-s-OFDM 11/2 BPSK	Mode A	0	Right Cheek	462000	2310	1	1	20.3	19.4	0.215	0.265	0.123	0.151	
ANT 4	Head	DFT-s-OFDM 11/2 BPSK	Mode A	0	Right Cheek	462000	2310	25	14	20.3	19.3	0.217	0.273	0.124	0.156	
ANT 4	Head	DFT-s-OFDM 11/2 BPSK	Mode A	0	Right Tilt	462000	2310	1	1	20.3	19.4	0.097	0.119	0.052	0.064	
ANT 4	Head	DFT-s-OFDM 11/2 BPSK	Mode A	0	Right Tilt	462000	2310	25	14	20.3	19.3	0.092	0.116	0.049	0.062	
ANT 4	Body & Hotspot	DFT-s-OFDM 11/2 BPSK	Mode B	5	Back	462000	2310	1	1	19.2	18.9	0.807	0.865	0.415	0.445	
ANT 4	Body & Hotspot	DFT-s-OFDM 11/2 BPSK	Mode B	5	Back	462000	2310	25	14	19.2	18.8	0.854	0.936	0.437	0.479	59
ANT 4	Body & Hotspot	DFT-s-OFDM 11/2 BPSK	Mode B	5	Front	462000	2310	1	1	19.2	18.9	0.331	0.355	0.175	0.188	
ANT 4	Body & Hotspot	DFT-s-OFDM 11/2 BPSK	Mode B	5	Front	462000	2310	25	14	19.2	18.8	0.338	0.371	0.180	0.197	
ANT 4	Hotspot	DFT-s-OFDM 11/2 BPSK	Mode B	5	Edge Top	462000	2310	1	1	19.2	18.9	0.154	0.165	0.065	0.070	
ANT 4	Hotspot	DFT-s-OFDM 11/2 BPSK	Mode B	5	Edge Top	462000	2310	25	14	19.2	18.8	0.158	0.173	0.069	0.076	
ANT 4	Hotspot	DFT-s-OFDM 11/2 BPSK	Mode B	5	Edge Right	462000	2310	1	1	19.2	18.9	0.647	0.693	0.310	0.332	
ANT 4	Hotspot	DFT-s-OFDM 11/2 BPSK	Mode B	5	Edge Right	462000	2310	25	14	19.2	18.8	0.641	0.703	0.308	0.338	

10.27. NR Band n41 PC3 (100MHz Bandwidth)

Antenna(s)	RF Exposure Condition	Mode(s)	Power Mode(s)	Dist. (mm)	Test Position(s)	Channel	Freq. (MHz)	RB Allocation	RB Offset	Max Output Pwr (dBm)	Meas. (dBm)	1-g Meas. (W/kg)	1-g Scaled (W/kg)	10-g Meas. (W/kg)	10-g Scaled (W/kg)	Plot No.
ANT 1	Head	DFT-s-OFDM 11/2 BPSK	Mode A	0	Left Cheek	518598	2592.99	1	1	22.2	22.0	0.045	0.047	0.020	0.021	
ANT 1	Head	DFT-s-OFDM 11/2 BPSK	Mode A	0	Left Cheek	518598	2592.99	135	69	22.2	21.9	0.054	0.058	0.023	0.025	
ANT 1	Head	DFT-s-OFDM 11/2 BPSK	Mode A	0	Left Tilt	518598	2592.99	1	1	22.2	22.0	0.070	0.073	0.032	0.034	
ANT 1	Head	DFT-s-OFDM 11/2 BPSK	Mode A	0	Left Tilt	518598	2592.99	135	69	22.2	21.9	0.076	0.081	0.035	0.038	
ANT 1	Head	DFT-s-OFDM 11/2 BPSK	Mode A	0	Right Cheek	518598	2592.99	1	1	22.2	22.0	0.073	0.076	0.043	0.045	
ANT 1	Head	DFT-s-OFDM 11/2 BPSK	Mode A	0	Right Cheek	518598	2592.99	135	69	22.2	21.9	0.074	0.079	0.042	0.045	
ANT 1	Head	DFT-s-OFDM 11/2 BPSK	Mode A	0	Right Tilt	518598	2592.99	1	1	22.2	22.0	0.061	0.064	0.031	0.032	
ANT 1	Head	DFT-s-OFDM 11/2 BPSK	Mode A	0	Right Tilt	518598	2592.99	135	69	22.2	21.9	0.048	0.051	0.024	0.026	
ANT 1	Body & Hotspot	DFT-s-OFDM 11/2 BPSK	Mode B	5	Back	518598	2592.99	1	1	19.5	18.6	0.506	0.623	0.213	0.262	
ANT 1	Body & Hotspot	DFT-s-OFDM 11/2 BPSK	Mode B	5	Back	518598	2592.99	135	69	19.5	18.4	0.463	0.596	0.194	0.250	
ANT 1	Body & Hotspot	DFT-s-OFDM 11/2 BPSK	Mode B	5	Front	518598	2592.99	1	1	19.5	18.6	0.323	0.397	0.136	0.167	
ANT 1	Body & Hotspot	DFT-s-OFDM 11/2 BPSK	Mode B	5	Front	518598	2592.99	135	69	19.5	18.4	0.335	0.432	0.139	0.179	
ANT 1	Hotspot	DFT-s-OFDM 11/2 BPSK	Mode B	5	Edge Right	518598	2592.99	1	1	19.5	18.6	0.446	0.549	0.197	0.242	
ANT 1	Hotspot	DFT-s-OFDM 11/2 BPSK	Mode B	5	Edge Right	518598	2592.99	135	69	19.5	18.4	0.416	0.536	0.183	0.236	
ANT 1	Hotspot	DFT-s-OFDM 11/2 BPSK	Mode B	5	Edge Bottom	518598	2592.99	1	1	19.5	18.6	0.701	0.862	0.280	0.344	
ANT 1	Hotspot	DFT-s-OFDM 11/2 BPSK	Mode B	5	Edge Bottom	518598	2592.99	135	69	19.5	18.4	0.627	0.808	0.251	0.323	
ANT 1	Hotspot	DFT-s-OFDM 11/2 BPSK	Mode B	5	Edge Left	518598	2592.99	1	1	19.5	18.6	0.045	0.055	0.021	0.026	
ANT 1	Hotspot	DFT-s-OFDM 11/2 BPSK	Mode B	5	Edge Left	518598	2592.99	135	69	19.5	18.4	0.033	0.043	0.015	0.019	
Antenna(s)	RF Exposure Condition	Mode(s)	Power Mode(s)	Dist. (mm)	Test Position(s)	Channel	Freq. (MHz)	RB Allocation	RB Offset	Max Output Pwr (dBm)	Meas. (dBm)	1-g Meas. (W/kg)	1-g Scaled (W/kg)	10-g Meas. (W/kg)	10-g Scaled (W/kg)	Plot No.
ANT 2	Head	DFT-s-OFDM 11/2 BPSK	Mode A	0	Left Cheek	518598	2592.99	1	1	18.3	16.8	0.437	0.617	0.170	0.240	
ANT 2	Head	DFT-s-OFDM 11/2 BPSK	Mode A	0	Left Cheek	518598	2592.99	135	69	18.3	16.8	0.398	0.562	0.151	0.213	
ANT 2	Head	DFT-s-OFDM 11/2 BPSK	Mode A	0	Left Tilt	518598	2592.99	1	1	18.3	16.8	0.546	0.771	0.204	0.288	
ANT 2	Head	DFT-s-OFDM 11/2 BPSK	Mode A	0	Left Tilt	518598	2592.99	135	69	18.3	16.8	0.474	0.670	0.178	0.251	
ANT 2	Head	DFT-s-OFDM 11/2 BPSK	Mode A	0	Right Cheek	518598	2592.99	1	1	18.3	16.8	0.586	0.828	0.259	0.366	
ANT 2	Head	DFT-s-OFDM 11/2 BPSK	Mode A	0	Right Cheek	518598	2592.99	135	69	18.3	16.8	0.468	0.661	0.202	0.285	
ANT 2	Head	DFT-s-OFDM 11/2 BPSK	Mode A	0	Right Tilt	518598	2592.99	1	1	18.3	16.8	0.657	0.928	0.267	0.377	60
ANT 2	Head	DFT-s-OFDM 11/2 BPSK	Mode A	0	Right Tilt	518598	2592.99	135	69	18.3	16.8	0.565	0.798	0.227	0.321	
ANT 2	Body & Hotspot	DFT-s-OFDM 11/2 BPSK	Mode B	5	Back	518598	2592.99	1	1	17.7	16.3	0.532	0.734	0.231	0.319	
ANT 2	Body & Hotspot	DFT-s-OFDM 11/2 BPSK	Mode B	5	Back	518598	2592.99	135	69	17.7	16.1	0.452	0.653	0.196	0.283	
ANT 2	Body & Hotspot	DFT-s-OFDM 11/2 BPSK	Mode B	5	Front	518598	2592.99	1	1	17.7	16.3	0.473	0.653	0.235	0.324	
ANT 2	Body & Hotspot	DFT-s-OFDM 11/2 BPSK	Mode B	5	Front	518598	2592.99	135	69	17.7	16.1	0.350	0.506	0.170	0.246	
ANT 2	Hotspot	DFT-s-OFDM 11/2 BPSK	Mode B	5	Edge Top	518598	2592.99	1	1	17.7	16.3	0.502	0.693	0.190	0.262	
ANT 2	Hotspot	DFT-s-OFDM 11/2 BPSK	Mode B	5	Edge Top	518598	2592.99	135	69	17.7	16.1	0.491	0.710	0.182	0.263	
ANT 2	Hotspot	DFT-s-OFDM 11/2 BPSK	Mode B	5	Edge Right	518598	2592.99	1	1	17.7	16.3	0.050	0.069	0.026	0.036	
ANT 2	Hotspot	DFT-s-OFDM 11/2 BPSK	Mode B	5	Edge Right	518598	2592.99	135	69	17.7	16.1	0.030	0.043	0.015	0.022	
ANT 2	Hotspot	DFT-s-OFDM 11/2 BPSK	Mode B	5	Edge Left	518598	2592.99	1	1	17.7	16.3	0.675	0.932	0.285	0.393	61
ANT 2	Hotspot	DFT-s-OFDM 11/2 BPSK	Mode B	5	Edge Left	518598	2592.99	135	69	17.7	16.1	0.541	0.782	0.229	0.331	
Antenna(s)	RF Exposure Condition	Mode(s)	Power Mode(s)	Dist. (mm)	Test Position(s)	Channel	Freq. (MHz)	RB Allocation	RB Offset	Max Output Pwr (dBm)	Meas. (dBm)	1-g Meas. (W/kg)	1-g Scaled (W/kg)	10-g Meas. (W/kg)	10-g Scaled (W/kg)	Plot No.
ANT 3	Head	DFT-s-OFDM 11/2 BPSK	Mode A	0	Left Cheek	518598	2592.99	1	1	21.7	20.9	0.201	0.242	0.109	0.131	
ANT 3	Head	DFT-s-OFDM 11/2 BPSK	Mode A	0	Left Cheek	518598	2592.99	135	69	21.7	20.8	0.237	0.292	0.125	0.154	
ANT 3	Head	DFT-s-OFDM 11/2 BPSK	Mode A	0	Left Tilt	518598	2592.99	1	1	21.7	20.9	0.096	0.115	0.052	0.063	
ANT 3	Head	DFT-s-OFDM 11/2 BPSK	Mode A	0	Left Tilt	518598	2592.99	135	69	21.7	20.8	0.107	0.132	0.059	0.073	
ANT 3	Head	DFT-s-OFDM 11/2 BPSK	Mode A	0	Right Cheek	518598	2592.99	1	1	21.7	20.9	0.076	0.091	0.043	0.052	
ANT 3	Head	DFT-s-OFDM 11/2 BPSK	Mode A	0	Right Cheek	518598	2592.99	135	69	21.7	20.8	0.091	0.112	0.050	0.062	
ANT 3	Head	DFT-s-OFDM 11/2 BPSK	Mode A	0	Right Tilt	518598	2592.99	1	1	21.7	20.9	0.047	0.057	0.025	0.030	
ANT 3	Head	DFT-s-OFDM 11/2 BPSK	Mode A	0	Right Tilt	518598	2592.99	135	69	21.7	20.8	0.059	0.073	0.031	0.038	
ANT 3	Body & Hotspot	DFT-s-OFDM 11/2 BPSK	Mode B	5	Back	518598	2592.99	1	1	19.1	18.5	0.429	0.493	0.201	0.231	
ANT 3	Body & Hotspot	DFT-s-OFDM 11/2 BPSK	Mode B	5	Back	518598	2592.99	135	69	19.1	18.2	0.497	0.611	0.229	0.282	
ANT 3	Body & Hotspot	DFT-s-OFDM 11/2 BPSK	Mode B	5	Front	518598	2592.99	1	1	19.1	18.5	0.307	0.352	0.150	0.172	
ANT 3	Body & Hotspot	DFT-s-OFDM 11/2 BPSK	Mode B	5	Front	518598	2592.99	135	69	19.1	18.2	0.348	0.428	0.166	0.204	
ANT 3	Hotspot	DFT-s-OFDM 11/2 BPSK	Mode B	5	Edge Bottom	518598	2592.99	1	1	19.1	18.5	0.173	0.199	0.077	0.088	
ANT 3	Hotspot	DFT-s-OFDM 11/2 BPSK	Mode B	5	Edge Bottom	518598	2592.99	135	69	19.1	18.2	0.214	0.263	0.096	0.118	
ANT 3	Hotspot	DFT-s-OFDM 11/2 BPSK	Mode B	5	Edge Left	518598	2592.99	1	1	19.1	18.5	0.532	0.611	0.236	0.271	
ANT 3	Hotspot	DFT-s-OFDM 11/2 BPSK	Mode B	5	Edge Left	518598	2592.99	135	69	19.1	18.2	0.604	0.743	0.267	0.328	
Antenna(s)	RF Exposure Condition	Mode(s)	Power Mode(s)	Dist. (mm)	Test Position(s)	Channel	Freq. (MHz)	RB Allocation	RB Offset	Max Output Pwr (dBm)	Meas. (dBm)	1-g Meas. (W/kg)	1-g Scaled (W/kg)	10-g Meas. (W/kg)	10-g Scaled (W/kg)	Plot No.
ANT 4	Head	DFT-s-OFDM 11/2 BPSK	Mode A	0	Left Cheek	518598	2592.99	1	1	20.6	19.8	0.751	0.903	0.348	0.418	
ANT 4	Head	DFT-s-OFDM 11/2 BPSK	Mode A	0	Left Cheek	518598	2592.99	135	69	20.6	19.5	0.666	0.858	0.301	0.388	
ANT 4	Head	DFT-s-OFDM 11/2 BPSK	Mode A	0	Left Tilt	518598	2592.99	1	1	20.6	19.8	0.441	0.530	0.207	0.249	
ANT 4	Head	DFT-s-OFDM 11/2 BPSK	Mode A	0	Left Tilt	518598	2592.99	135	69	20.6	19.5	0.408	0.526	0.191	0.246	
ANT 4	Head	DFT-s-OFDM 11/2 BPSK	Mode A	0	Right Cheek	518598	2592.99	1	1	20.6	19.8	0.161	0.194	0.089	0.107	
ANT 4	Head	DFT-s-OFDM 11/2 BPSK	Mode A	0	Right Cheek	518598	2592.99	135	69	20.6	19.5	0.170	0.219	0.092	0.119	
ANT 4	Head	DFT-s-OFDM 11/2 BPSK	Mode A	0	Right Tilt	518598	2592.99	1	1	20.6	19.8	0.116	0.139	0.056	0.067	
ANT 4	Head	DFT-s-OFDM 11/2 BPSK	Mode A	0	Right Tilt	518598	2592.99	135	69	20.6	19.5	0.099	0.128	0.048	0.062	
ANT 4	Body & Hotspot	DFT-s-OFDM 11/2 BPSK	Mode B	5	Back	518598	2592.99	1	1	19.8	19.0	0.655	0.787	0.334	0.402	
ANT 4	Body & Hotspot	DFT-s-OFDM 11/2 BPSK	Mode B	5	Back	518598	2592.99	135	69	19.8	18.7	0.632	0.814	0.308	0.397	62
ANT 4	Body & Hotspot	DFT-s-OFDM 11/2 BPSK	Mode B	5	Front	518598	2592.99	1	1	19.8	19.0	0.279	0.335	0.140	0.168	
ANT 4	Body & Hotspot	DFT-s-OFDM 11/2 BPSK	Mode B	5	Front	518598	2592.99	135	69	19.8	18.7	0.243	0.313	0.122	0.157	
ANT 4	Hotspot	DFT-s-OFDM 11/2 BPSK	Mode B	5	Edge Top	518598	2592.99	1	1	19.8	19.0	0.110	0.132	0.048	0.058	
ANT 4	Hotspot	DFT-s-OFDM 11/2 BPSK	Mode B	5	Edge Top	518598	2592.99	135	69	19.8	18.7	0.101	0.130	0.043	0.055	
ANT 4	Hotspot	DFT-s-OFDM 11/2 BPSK	Mode B	5	Edge Right	518598	2592.99	1	1	19.8	19.0	0.713	0.857	0.317	0.381	
ANT 4	Hotspot	DFT-s-OFDM 11/2 BPSK	Mode B	5	Edge Right	518598	2592.99	135	69	19.8	18.7	0.658	0.848	0.292	0.376	

10.28. NR Band n41 PC2 & PC1.5 (100MHz Bandwidth)

From May 2017 TCB Workshop, SAR tests were performed using Power Class 3. SAR tests for Power Class 2 and Power Class 1.5 are performed using the highest SAR test configuration from Power Class 3 for each 5G NR (FR1) TDD configuration and exposure condition combination. Manufacturer/OEM declares operating duty cycle to be 100%, 50% and 25% for 5G NR (FR1) TDD Power Class 3, Power Class 2 and Power Class 1.5 respectively. These Duty cycles were used for all 5G NR (FR1) TDD Power Class 3, Power Class 2 and Power Class 1.5 SAR evaluations. Additional SAR testing for Power Class 2 and Power Class 1.5 is not required when:

- The reported SAR vs. output power can be linearly scaled with < 10% discrepancy between power classes and all reported SAR are < 1.4 W/kg

Reported SAR vs. Output Power linearly scaled

Antenna	RF Exposure Condition	Mode(s)	Power Mode(s)	FR1 n41 PC2			FR1 n41 PC1.5			FR1 n41 PC3				Linearly scaled	Linearly scaled	Testing Required	Linearly scaled	Linearly scaled	Testing Required
				Duty Cycle (%)	Max Output Power	Frame Avg Pwr (mW)	Duty Cycle (%)	Max Output Power	Frame Avg Pwr (mW)	Duty Cycle (%)	Max Output Power	Frame Avg Pwr (mW)	Duty Cycle (%)	Max Output Power	Frame Avg Pwr (mW)	Reported SAR (W/kg)	PC2	PC2	PC2
ANT 1	Head	QPSK	Mode A	50.0%	25.2	165.6	25.0%	28.2	165.2	100.0%	22.2	166.0	0.081	0.081	-0.5%	No	0.081	-0.5%	No
ANT 1	Body & Hotspot	QPSK	Mode B	50.0%	22.5	88.9	25.0%	25.5	88.7	100.0%	19.5	89.1	0.623	0.621	-0.2%	No	0.620	-0.4%	No
ANT 1	Hotspot	QPSK	Mode B	50.0%	22.5	88.9	50.0%	25.5	177.4	100.0%	19.5	89.1	0.862	0.860	-0.3%	No	1.717	99.1%	No
Antenna	RF Exposure Condition	Mode(s)	Power Mode(s)	FR1 n41 PC2			FR1 n41 PC1.5			FR1 n41 PC3				Linearly scaled	Linearly scaled	Testing Required	Linearly scaled	Linearly scaled	Testing Required
				Duty Cycle (%)	Max Output Power	Frame Avg Pwr (mW)	Duty Cycle (%)	Max Output Power	Frame Avg Pwr (mW)	Duty Cycle (%)	Max Output Power	Frame Avg Pwr (mW)	Duty Cycle (%)	Max Output Power	Frame Avg Pwr (mW)	Reported SAR (W/kg)	PC2	PC2	PC2
ANT 2	Head	QPSK	Mode A	50.0%	21.3	67.5	25.0%	24.3	67.3	100.0%	18.3	67.6	0.928	0.926	-0.2%	No	0.924	-0.4%	No
ANT 2	Body & Hotspot	QPSK	Mode B	50.0%	20.7	58.7	25.0%	23.7	58.6	100.0%	17.7	58.9	0.734	0.733	-0.2%	No	0.731	-0.5%	No
ANT 2	Hotspot	QPSK	Mode B	50.0%	20.7	58.7	25.0%	23.7	58.6	100.0%	17.7	58.9	0.932	0.930	-0.2%	No	0.927	-0.5%	No
Antenna	RF Exposure Condition	Mode(s)	Power Mode(s)	FR1 n41 PC2			FR1 n41 PC1.5			FR1 n41 PC3				Linearly scaled	Linearly scaled	Testing Required	Linearly scaled	Linearly scaled	Testing Required
				Duty Cycle (%)	Max Output Power	Frame Avg Pwr (mW)	Duty Cycle (%)	Max Output Power	Frame Avg Pwr (mW)	Duty Cycle (%)	Max Output Power	Frame Avg Pwr (mW)	Duty Cycle (%)	Max Output Power	Frame Avg Pwr (mW)	Reported SAR (W/kg)	PC2	PC2	PC2
ANT 3	Head	QPSK	Mode A	50.0%	24.7	147.6	25.0%	27.7	147.2	100.0%	21.7	147.9	0.292	0.291	-0.2%	No	0.290	-0.5%	No
ANT 3	Body & Hotspot	QPSK	Mode B	50.0%	22.1	81.1	25.0%	25.1	80.9	100.0%	19.1	81.3	0.611	0.610	-0.2%	No	0.609	-0.4%	No
ANT 3	Hotspot	QPSK	Mode B	50.0%	22.1	81.1	50.0%	25.1	161.8	100.0%	19.1	81.3	0.743	0.741	-0.3%	No	1.479	99.0%	No
Antenna	RF Exposure Condition	Mode(s)	Power Mode(s)	FR1 n41 PC2			FR1 n41 PC1.5			FR1 n41 PC3				Linearly scaled	Linearly scaled	Testing Required	Linearly scaled	Linearly scaled	Testing Required
				Duty Cycle (%)	Max Output Power	Frame Avg Pwr (mW)	Duty Cycle (%)	Max Output Power	Frame Avg Pwr (mW)	Duty Cycle (%)	Max Output Power	Frame Avg Pwr (mW)	Duty Cycle (%)	Max Output Power	Frame Avg Pwr (mW)	Reported SAR (W/kg)	PC2	PC2	PC2
ANT 4	Head	QPSK	Mode A	50.0%	23.6	114.5	25.0%	26.6	114.3	100.0%	20.6	114.8	0.903	0.901	-0.2%	No	0.899	-0.4%	No
ANT 4	Body & Hotspot	QPSK	Mode B	50.0%	22.8	95.3	25.0%	25.8	95.1	100.0%	19.8	95.5	0.814	0.812	-0.3%	No	0.810	-0.5%	No
ANT 4	Hotspot	QPSK	Mode B	50.0%	22.8	95.3	25.0%	25.8	95.1	100.0%	19.8	95.5	0.857	0.855	-0.3%	No	0.853	-0.5%	No

Conclusion:

SAR test for Power Class 2 and Power Class 1.5 is not required because the PC3 reported SAR <1.4 W/kg and PC2 and PC1.5 reported SAR vs. output power linearly scaled <10%.

10.29. NR Band n48 (100MHz Bandwidth)

Antenna(s)	RF Exposure Condition	Mode(s)	Power Mode(s)	Dist. (mm)	Test Position(s)	Channel	Freq. (MHz)	RB Allocation	RB Offset	Max Output Pwr (dBm)	Meas. (dBm)	1-g Meas. (W/kg)	1-g Scaled (W/kg)	10-g Meas. (W/kg)	10-g Scaled (W/kg)	Plot No.
ANT 7	Head	DFT-s-OFDM 11/2 BPSK	Mode A	0	Left Cheek	642890	3643.35	1	104	20.4	20.0	0.051	0.056	0.022	0.024	
ANT 7	Head	DFT-s-OFDM 11/2 BPSK	Mode A	0	Left Cheek	642890	3643.35	50	28	20.4	19.8	0.046	0.053	0.019	0.022	
ANT 7	Head	DFT-s-OFDM 11/2 BPSK	Mode A	0	Left Tilt	642890	3643.35	1	104	20.4	20.0	0.070	0.077	0.027	0.030	
ANT 7	Head	DFT-s-OFDM 11/2 BPSK	Mode A	0	Left Tilt	642890	3643.35	50	28	20.4	19.8	0.062	0.071	0.023	0.026	
ANT 7	Head	DFT-s-OFDM 11/2 BPSK	Mode A	0	Right Cheek	642890	3643.35	1	104	20.4	20.0	0.111	0.122	0.051	0.056	
ANT 7	Head	DFT-s-OFDM 11/2 BPSK	Mode A	0	Right Cheek	642890	3643.35	50	28	20.4	19.8	0.085	0.098	0.040	0.046	
ANT 7	Head	DFT-s-OFDM 11/2 BPSK	Mode A	0	Right Tilt	642890	3643.35	1	104	20.4	20.0	0.045	0.049	0.019	0.021	
ANT 7	Head	DFT-s-OFDM 11/2 BPSK	Mode A	0	Right Tilt	642890	3643.35	50	28	20.4	19.8	0.031	0.036	0.013	0.015	
ANT 7	Body & Hotspot	DFT-s-OFDM 11/2 BPSK	Mode B	5	Back	642890	3643.35	1	104	18.0	17.1	0.209	0.257	0.083	0.102	
ANT 7	Body & Hotspot	DFT-s-OFDM 11/2 BPSK	Mode B	5	Back	642890	3643.35	50	28	18.0	17.0	0.184	0.232	0.072	0.091	
ANT 7	Body & Hotspot	DFT-s-OFDM 11/2 BPSK	Mode B	5	Front	642890	3643.35	1	104	18.0	17.1	0.290	0.357	0.112	0.138	
ANT 7	Body & Hotspot	DFT-s-OFDM 11/2 BPSK	Mode B	5	Front	642890	3643.35	50	28	18.0	17.0	0.259	0.326	0.100	0.126	
ANT 7	Hotspot	DFT-s-OFDM 11/2 BPSK	Mode B	5	Edge Right	642890	3643.35	1	104	18.0	17.1	0.722	0.888	0.258	0.317	
ANT 7	Hotspot	DFT-s-OFDM 11/2 BPSK	Mode B	5	Edge Right	642890	3643.35	50	28	18.0	17.0	0.685	0.862	0.024	0.031	
ANT 7	Hotspot	DFT-s-OFDM 11/2 BPSK	Mode B	5	Edge Bottom	642890	3643.35	1	104	18.0	17.1	0.094	0.116	0.041	0.050	
ANT 7	Hotspot	DFT-s-OFDM 11/2 BPSK	Mode B	5	Edge Bottom	642890	3643.35	50	28	18.0	17.0	0.086	0.108	0.038	0.048	
ANT 8	Head	DFT-s-OFDM 11/2 BPSK	Mode A	0	Left Cheek	642890	3643.35	1	104	19.3	18.8	0.209	0.235	0.061	0.068	
ANT 8	Head	DFT-s-OFDM 11/2 BPSK	Mode A	0	Left Cheek	642890	3643.35	50	28	19.3	18.6	0.212	0.249	0.062	0.073	
ANT 8	Head	DFT-s-OFDM 11/2 BPSK	Mode A	0	Left Tilt	642890	3643.35	1	104	19.3	18.8	0.192	0.215	0.052	0.058	
ANT 8	Head	DFT-s-OFDM 11/2 BPSK	Mode A	0	Left Tilt	642890	3643.35	50	28	19.3	18.6	0.173	0.203	0.045	0.053	
ANT 8	Head	DFT-s-OFDM 11/2 BPSK	Mode A	0	Right Cheek	642890	3643.35	1	104	19.3	18.8	0.245	0.275	0.095	0.107	
ANT 8	Head	DFT-s-OFDM 11/2 BPSK	Mode A	0	Right Cheek	642890	3643.35	50	28	19.3	18.6	0.253	0.297	0.088	0.103	
ANT 8	Head	DFT-s-OFDM 11/2 BPSK	Mode A	0	Right Tilt	642890	3643.35	1	104	19.3	18.8	0.266	0.298	0.105	0.118	
ANT 8	Head	DFT-s-OFDM 11/2 BPSK	Mode A	0	Right Tilt	642890	3643.35	50	28	19.3	18.6	0.262	0.308	0.097	0.114	
ANT 8	Body & Hotspot	DFT-s-OFDM 11/2 BPSK	Mode B	5	Back	642890	3643.35	1	1	20.0	19.5	0.807	0.905	0.270	0.303	
ANT 8	Body & Hotspot	DFT-s-OFDM 11/2 BPSK	Mode B	5	Back	642890	3643.35	50	28	20.0	19.4	0.843	0.968	0.277	0.318	63
ANT 8	Body & Hotspot	DFT-s-OFDM 11/2 BPSK	Mode B	5	Front	642890	3643.35	1	1	20.0	19.5	0.321	0.360	0.114	0.128	
ANT 8	Body & Hotspot	DFT-s-OFDM 11/2 BPSK	Mode B	5	Front	642890	3643.35	50	28	20.0	19.4	0.293	0.336	0.101	0.116	
ANT 8	Hotspot	DFT-s-OFDM 11/2 BPSK	Mode B	5	Edge Top	642890	3643.35	1	1	20.0	19.5	0.231	0.259	0.073	0.082	
ANT 8	Hotspot	DFT-s-OFDM 11/2 BPSK	Mode B	5	Edge Top	642890	3643.35	50	28	20.0	19.4	0.219	0.251	0.072	0.083	
ANT 8	Hotspot	DFT-s-OFDM 11/2 BPSK	Mode B	5	Edge Left	642890	3643.35	1	1	20.0	19.5	0.217	0.243	0.076	0.085	
ANT 8	Hotspot	DFT-s-OFDM 11/2 BPSK	Mode B	5	Edge Left	642890	3643.35	50	28	20.0	19.4	0.214	0.246	0.075	0.086	
ANT 9	Head	DFT-s-OFDM 11/2 BPSK	Mode A	0	Left Cheek	642890	3643.35	1	104	22.1	22.1	0.127	0.127	0.056	0.056	
ANT 9	Head	DFT-s-OFDM 11/2 BPSK	Mode A	0	Left Cheek	642890	3643.35	50	28	22.1	21.9	0.142	0.149	0.062	0.065	
ANT 9	Head	DFT-s-OFDM 11/2 BPSK	Mode A	0	Left Tilt	642890	3643.35	1	104	22.1	22.1	0.033	0.033	0.014	0.014	
ANT 9	Head	DFT-s-OFDM 11/2 BPSK	Mode A	0	Left Tilt	642890	3643.35	50	28	22.1	21.9	0.028	0.029	0.012	0.013	
ANT 9	Head	DFT-s-OFDM 11/2 BPSK	Mode A	0	Right Cheek	642890	3643.35	1	104	22.1	22.1	0.063	0.063	0.030	0.030	
ANT 9	Head	DFT-s-OFDM 11/2 BPSK	Mode A	0	Right Cheek	642890	3643.35	50	28	22.1	21.9	0.070	0.073	0.032	0.034	
ANT 9	Head	DFT-s-OFDM 11/2 BPSK	Mode A	0	Right Tilt	642890	3643.35	1	104	22.1	22.1	0.057	0.057	0.025	0.025	
ANT 9	Head	DFT-s-OFDM 11/2 BPSK	Mode A	0	Right Tilt	642890	3643.35	50	28	22.1	21.9	0.056	0.059	0.024	0.025	
ANT 9	Body & Hotspot	DFT-s-OFDM 11/2 BPSK	Mode B	5	Back	642890	3643.35	1	104	19.1	18.4	0.488	0.573	0.195	0.229	
ANT 9	Body & Hotspot	DFT-s-OFDM 11/2 BPSK	Mode B	5	Back	642890	3643.35	50	28	19.1	18.3	0.491	0.590	0.194	0.233	
ANT 9	Body & Hotspot	DFT-s-OFDM 11/2 BPSK	Mode B	5	Front	642890	3643.35	1	104	19.1	18.4	0.305	0.358	0.139	0.163	
ANT 9	Body & Hotspot	DFT-s-OFDM 11/2 BPSK	Mode B	5	Front	642890	3643.35	50	28	19.1	18.3	0.307	0.369	0.140	0.168	
ANT 9	Hotspot	DFT-s-OFDM 11/2 BPSK	Mode B	5	Edge Bottom	642890	3643.35	1	104	19.1	18.4	0.254	0.298	0.102	0.120	
ANT 9	Hotspot	DFT-s-OFDM 11/2 BPSK	Mode B	5	Edge Bottom	642890	3643.35	50	28	19.1	18.3	0.244	0.293	0.099	0.119	
ANT 9	Hotspot	DFT-s-OFDM 11/2 BPSK	Mode B	5	Edge Left	642890	3643.35	1	104	19.1	18.4	0.768	0.902	0.278	0.327	
ANT 9	Hotspot	DFT-s-OFDM 11/2 BPSK	Mode B	5	Edge Left	642890	3643.35	50	28	19.1	18.3	0.762	0.916	0.275	0.331	
ANT 4	Head	DFT-s-OFDM 11/2 BPSK	Mode A	0	Left Cheek	642890	3643.35	1	104	25.0	24.0	0.596	0.750	0.237	0.298	64
ANT 4	Head	DFT-s-OFDM 11/2 BPSK	Mode A	0	Left Cheek	642890	3643.35	50	28	25.0	23.9	0.508	0.654	0.205	0.264	
ANT 4	Head	DFT-s-OFDM 11/2 BPSK	Mode A	0	Left Tilt	642890	3643.35	1	104	25.0	24.0	0.424	0.534	0.160	0.201	
ANT 4	Head	DFT-s-OFDM 11/2 BPSK	Mode A	0	Left Tilt	642890	3643.35	50	28	25.0	23.9	0.434	0.559	0.164	0.211	
ANT 4	Head	DFT-s-OFDM 11/2 BPSK	Mode A	0	Right Cheek	642890	3643.35	1	104	25.0	24.0	0.139	0.175	0.069	0.087	
ANT 4	Head	DFT-s-OFDM 11/2 BPSK	Mode A	0	Right Cheek	642890	3643.35	50	28	25.0	23.9	0.130	0.167	0.064	0.082	
ANT 4	Head	DFT-s-OFDM 11/2 BPSK	Mode A	0	Right Tilt	642890	3643.35	1	104	25.0	24.0	0.083	0.104	0.029	0.037	
ANT 4	Head	DFT-s-OFDM 11/2 BPSK	Mode A	0	Right Tilt	642890	3643.35	50	28	25.0	23.9	0.082	0.106	0.028	0.036	
ANT 4	Body & Hotspot	DFT-s-OFDM 11/2 BPSK	Mode B	5	Back	642890	3643.35	1	1	22.8	21.9	0.476	0.586	0.167	0.205	
ANT 4	Body & Hotspot	DFT-s-OFDM 11/2 BPSK	Mode B	5	Back	642890	3643.35	50	28	22.8	21.8	0.499	0.628	0.174	0.219	
ANT 4	Body & Hotspot	DFT-s-OFDM 11/2 BPSK	Mode B	5	Front	642890	3643.35	1	1	22.8	21.9	0.206	0.253	0.084	0.103	
ANT 4	Body & Hotspot	DFT-s-OFDM 11/2 BPSK	Mode B	5	Front	642890	3643.35	50	28	22.8	21.8	0.205	0.258	0.084	0.106	
ANT 4	Hotspot	DFT-s-OFDM 11/2 BPSK	Mode B	5	Edge Top	642890	3643.35	1	1	22.8	21.9	0.089	0.109	0.040	0.049	
ANT 4	Hotspot	DFT-s-OFDM 11/2 BPSK	Mode B	5	Edge Top	642890	3643.35	50	28	22.8	21.8	0.090	0.113	0.039	0.049	
ANT 4	Hotspot	DFT-s-OFDM 11/2 BPSK	Mode B	5	Edge Right	642890	3643.35	1	1	22.8	21.9	0.525	0.646	0.211	0.260	
ANT 4	Hotspot	DFT-s-OFDM 11/2 BPSK	Mode B	5	Edge Right	642890	3643.35	50	28	22.8	21.8	0.527	0.663	0.211	0.266	

10.30. NR Band n53 (10MHz Bandwidth)

Antenna(s)	RF Exposure Condition	Mode(s)	Power Mode(s)	Dist. (mm)	Test Position(s)	Channel	Freq. (MHz)	RB Allocation	RB Offset	Max Output Pwr (dBm)	Meas. (dBm)	1-g Meas. (W/kg)	1-g Scaled (W/kg)	10-g Meas. (W/kg)	10-g Scaled (W/kg)	Plot No.
ANT 1	Head	DFT-s-OFDM 11/2 BPSK	Mode A	0	Left Cheek	497860	2489.3	1	22	20.7	19.7	0.027	0.034	0.015	0.019	
ANT 1	Head	DFT-s-OFDM 11/2 BPSK	Mode A	0	Left Cheek	497860	2489.3	12	6	20.7	19.7	0.026	0.033	0.014	0.018	
ANT 1	Head	DFT-s-OFDM 11/2 BPSK	Mode A	0	Left Tilt	497860	2489.3	1	22	20.7	19.7	0.024	0.030	0.011	0.014	
ANT 1	Head	DFT-s-OFDM 11/2 BPSK	Mode A	0	Left Tilt	497860	2489.3	12	6	20.7	19.7	0.029	0.037	0.013	0.016	
ANT 1	Head	DFT-s-OFDM 11/2 BPSK	Mode A	0	Right Cheek	497860	2489.3	1	22	20.7	19.7	0.053	0.067	0.029	0.037	
ANT 1	Head	DFT-s-OFDM 11/2 BPSK	Mode A	0	Right Cheek	497860	2489.3	12	6	20.7	19.7	0.056	0.070	0.030	0.038	
ANT 1	Head	DFT-s-OFDM 11/2 BPSK	Mode A	0	Right Tilt	497860	2489.3	1	22	20.7	19.7	0.027	0.034	0.013	0.016	
ANT 1	Head	DFT-s-OFDM 11/2 BPSK	Mode A	0	Right Tilt	497860	2489.3	12	6	20.7	19.7	0.034	0.043	0.015	0.019	
ANT 1	Body & Hotspot	DFT-s-OFDM 11/2 BPSK	Mode B	5	Back	497860	2489.3	1	1	19.5	18.5	0.504	0.634	0.213	0.268	
ANT 1	Body & Hotspot	DFT-s-OFDM 11/2 BPSK	Mode B	5	Back	497860	2489.3	12	6	19.5	18.5	0.492	0.619	0.211	0.266	
ANT 1	Body & Hotspot	DFT-s-OFDM 11/2 BPSK	Mode B	5	Front	497860	2489.3	1	1	19.5	18.5	0.314	0.395	0.128	0.161	
ANT 1	Body & Hotspot	DFT-s-OFDM 11/2 BPSK	Mode B	5	Front	497860	2489.3	12	6	19.5	18.5	0.308	0.388	0.126	0.159	
ANT 1	Hotspot	DFT-s-OFDM 11/2 BPSK	Mode B	5	Edge Right	497860	2489.3	1	1	19.5	18.5	0.601	0.757	0.248	0.312	
ANT 1	Hotspot	DFT-s-OFDM 11/2 BPSK	Mode B	5	Edge Right	497860	2489.3	12	6	19.5	18.5	0.619	0.779	0.254	0.320	
ANT 1	Hotspot	DFT-s-OFDM 11/2 BPSK	Mode B	5	Edge Bottom	497860	2489.3	1	1	19.5	18.5	0.743	0.935	0.291	0.366	
ANT 1	Hotspot	DFT-s-OFDM 11/2 BPSK	Mode B	5	Edge Bottom	497860	2489.3	12	6	19.5	18.5	0.723	0.910	0.286	0.360	
ANT 1	Hotspot	DFT-s-OFDM 11/2 BPSK	Mode B	5	Edge Left	497860	2489.3	1	1	19.5	18.5	0.022	0.028	0.011	0.014	
ANT 1	Hotspot	DFT-s-OFDM 11/2 BPSK	Mode B	5	Edge Left	497860	2489.3	12	6	19.5	18.5	0.021	0.026	0.010	0.013	
Antenna(s)	RF Exposure Condition	Mode(s)	Power Mode(s)	Dist. (mm)	Test Position(s)	Channel	Freq. (MHz)	RB Allocation	RB Offset	Max Output Pwr (dBm)	Meas. (dBm)	1-g Meas. (W/kg)	1-g Scaled (W/kg)	10-g Meas. (W/kg)	10-g Scaled (W/kg)	Plot No.
ANT 2	Head	DFT-s-OFDM 11/2 BPSK	Mode A	0	Left Cheek	497860	2489.3	1	22	18.5	17.9	0.563	0.646	0.215	0.247	
ANT 2	Head	DFT-s-OFDM 11/2 BPSK	Mode A	0	Left Cheek	497860	2489.3	12	6	18.5	17.6	0.551	0.678	0.212	0.261	
ANT 2	Head	DFT-s-OFDM 11/2 BPSK	Mode A	0	Left Tilt	497860	2489.3	1	22	18.5	17.9	0.591	0.679	0.228	0.262	
ANT 2	Head	DFT-s-OFDM 11/2 BPSK	Mode A	0	Left Tilt	497860	2489.3	12	6	18.5	17.6	0.574	0.706	0.219	0.269	
ANT 2	Head	DFT-s-OFDM 11/2 BPSK	Mode A	0	Right Cheek	497860	2489.3	1	22	18.5	17.9	0.742	0.852	0.329	0.378	
ANT 2	Head	DFT-s-OFDM 11/2 BPSK	Mode A	0	Right Cheek	497860	2489.3	12	6	18.5	17.6	0.726	0.893	0.321	0.395	65
ANT 2	Head	DFT-s-OFDM 11/2 BPSK	Mode A	0	Right Tilt	497860	2489.3	1	22	18.5	17.9	0.606	0.696	0.236	0.271	
ANT 2	Head	DFT-s-OFDM 11/2 BPSK	Mode A	0	Right Tilt	497860	2489.3	12	6	18.5	17.6	0.616	0.758	0.239	0.294	
ANT 2	Body & Hotspot	DFT-s-OFDM 11/2 BPSK	Mode B	5	Back	497860	2489.3	1	1	18.4	18.2	0.667	0.698	0.282	0.295	66
ANT 2	Body & Hotspot	DFT-s-OFDM 11/2 BPSK	Mode B	5	Back	497860	2489.3	12	6	18.4	18.2	0.664	0.695	0.281	0.294	
ANT 2	Body & Hotspot	DFT-s-OFDM 11/2 BPSK	Mode B	5	Front	497860	2489.3	1	1	18.4	18.2	0.395	0.414	0.181	0.190	
ANT 2	Body & Hotspot	DFT-s-OFDM 11/2 BPSK	Mode B	5	Front	497860	2489.3	12	6	18.4	18.2	0.393	0.412	0.204	0.214	
ANT 2	Hotspot	DFT-s-OFDM 11/2 BPSK	Mode B	5	Edge Top	497860	2489.3	1	1	18.4	18.2	0.524	0.549	0.193	0.202	
ANT 2	Hotspot	DFT-s-OFDM 11/2 BPSK	Mode B	5	Edge Top	497860	2489.3	12	6	18.4	18.2	0.534	0.559	0.197	0.206	
ANT 2	Hotspot	DFT-s-OFDM 11/2 BPSK	Mode B	5	Edge Right	497860	2489.3	1	1	18.4	18.2	0.049	0.051	0.025	0.026	
ANT 2	Hotspot	DFT-s-OFDM 11/2 BPSK	Mode B	5	Edge Right	497860	2489.3	12	6	18.4	18.2	0.052	0.054	0.026	0.027	
ANT 2	Hotspot	DFT-s-OFDM 11/2 BPSK	Mode B	5	Edge Left	497860	2489.3	1	1	18.4	18.2	0.932	0.976	0.407	0.426	67
ANT 2	Hotspot	DFT-s-OFDM 11/2 BPSK	Mode B	5	Edge Left	497860	2489.3	12	6	18.4	18.2	0.909	0.952	0.399	0.418	

10.31. NR Band n66 (40MHz Bandwidth)

Antenna(s)	RF Exposure Condition	Mode(s)	Power Mode(s)	Dist. (mm)	Test Position(s)	Channel	Freq. (MHz)	RB Allocation	RB Offset	Max Output Pwr (dBm)	Meas. (dBm)	1-g Meas. (W/kg)	1-g Scaled (W/kg)	10-g Meas. (W/kg)	10-g Scaled (W/kg)	Plot No.
ANT 1	Head	DFT-s-OFDM 11/2 BPSK	Mode A	0	Left Cheek	349000	1745	1	1	23.7	22.8	0.122	0.150	0.081	0.100	
ANT 1	Head	DFT-s-OFDM 11/2 BPSK	Mode A	0	Left Cheek	349000	1745	108	54	23.7	22.8	0.133	0.164	0.088	0.108	
ANT 1	Head	DFT-s-OFDM 11/2 BPSK	Mode A	0	Left Tilt	349000	1745	1	1	23.7	22.8	0.105	0.129	0.066	0.081	
ANT 1	Head	DFT-s-OFDM 11/2 BPSK	Mode A	0	Left Tilt	349000	1745	108	54	23.7	22.8	0.107	0.132	0.067	0.082	
ANT 1	Head	DFT-s-OFDM 11/2 BPSK	Mode A	0	Right Cheek	349000	1745	1	1	23.7	22.8	0.248	0.305	0.159	0.196	
ANT 1	Head	DFT-s-OFDM 11/2 BPSK	Mode A	0	Right Cheek	349000	1745	108	54	23.7	22.8	0.250	0.308	0.160	0.197	
ANT 1	Head	DFT-s-OFDM 11/2 BPSK	Mode A	0	Right Tilt	349000	1745	1	1	23.7	22.8	0.086	0.106	0.055	0.068	
ANT 1	Head	DFT-s-OFDM 11/2 BPSK	Mode A	0	Right Tilt	349000	1745	108	54	23.7	22.8	0.079	0.097	0.053	0.065	
ANT 1	Body & Hotspot	DFT-s-OFDM 11/2 BPSK	Mode B	5	Back	349000	1745	1	1	20.8	19.8	0.493	0.621	0.258	0.325	
ANT 1	Body & Hotspot	DFT-s-OFDM 11/2 BPSK	Mode B	5	Back	349000	1745	108	54	20.8	19.9	0.492	0.605	0.256	0.315	
ANT 1	Body & Hotspot	DFT-s-OFDM 11/2 BPSK	Mode B	5	Front	349000	1745	1	1	20.8	19.8	0.324	0.408	0.172	0.217	
ANT 1	Body & Hotspot	DFT-s-OFDM 11/2 BPSK	Mode B	5	Front	349000	1745	108	54	20.8	19.9	0.293	0.360	0.157	0.193	
ANT 1	Hotspot	DFT-s-OFDM 11/2 BPSK	Mode B	5	Edge Right	349000	1745	1	1	20.8	19.8	0.507	0.638	0.255	0.321	
ANT 1	Hotspot	DFT-s-OFDM 11/2 BPSK	Mode B	5	Edge Right	349000	1745	108	54	20.8	19.9	0.535	0.658	0.266	0.327	
ANT 1	Hotspot	DFT-s-OFDM 11/2 BPSK	Mode B	5	Edge Bottom	349000	1745	1	1	20.8	19.8	0.550	0.692	0.242	0.305	
ANT 1	Hotspot	DFT-s-OFDM 11/2 BPSK	Mode B	5	Edge Bottom	349000	1745	108	54	20.8	19.9	0.543	0.668	0.236	0.290	
ANT 1	Hotspot	DFT-s-OFDM 11/2 BPSK	Mode B	5	Edge Left	349000	1745	1	1	20.8	19.8	0.021	0.026	0.010	0.013	
ANT 1	Hotspot	DFT-s-OFDM 11/2 BPSK	Mode B	5	Edge Left	349000	1745	108	54	20.8	19.9	0.015	0.018	0.008	0.010	
ANT 2	Head	DFT-s-OFDM 11/2 BPSK	Mode A	0	Left Cheek	349000	1745	1	1	19.1	18.1	0.582	0.733	0.275	0.346	
ANT 2	Head	DFT-s-OFDM 11/2 BPSK	Mode A	0	Left Cheek	349000	1745	108	54	19.1	18.1	0.537	0.676	0.253	0.319	
ANT 2	Head	DFT-s-OFDM 11/2 BPSK	Mode A	0	Left Tilt	349000	1745	1	1	19.1	18.1	0.585	0.736	0.278	0.350	
ANT 2	Head	DFT-s-OFDM 11/2 BPSK	Mode A	0	Left Tilt	349000	1745	108	54	19.1	18.1	0.566	0.713	0.266	0.335	
ANT 2	Head	DFT-s-OFDM 11/2 BPSK	Mode A	0	Right Cheek	349000	1745	1	1	19.1	18.1	0.596	0.750	0.292	0.368	
ANT 2	Head	DFT-s-OFDM 11/2 BPSK	Mode A	0	Right Cheek	349000	1745	108	54	19.1	18.1	0.564	0.710	0.280	0.352	
ANT 2	Head	DFT-s-OFDM 11/2 BPSK	Mode A	0	Right Tilt	349000	1745	1	1	19.1	18.1	0.656	0.826	0.306	0.385	68
ANT 2	Head	DFT-s-OFDM 11/2 BPSK	Mode A	0	Right Tilt	349000	1745	108	54	19.1	18.1	0.614	0.773	0.293	0.369	
ANT 2	Body & Hotspot	DFT-s-OFDM 11/2 BPSK	Mode B	5	Back	349000	1745	1	1	17.5	16.9	0.432	0.496	0.216	0.248	
ANT 2	Body & Hotspot	DFT-s-OFDM 11/2 BPSK	Mode B	5	Back	349000	1745	108	54	17.5	16.9	0.401	0.460	0.206	0.237	
ANT 2	Body & Hotspot	DFT-s-OFDM 11/2 BPSK	Mode B	5	Front	349000	1745	1	1	17.5	16.9	0.418	0.480	0.199	0.228	
ANT 2	Body & Hotspot	DFT-s-OFDM 11/2 BPSK	Mode B	5	Front	349000	1745	108	54	17.5	16.9	0.418	0.480	0.201	0.231	
ANT 2	Hotspot	DFT-s-OFDM 11/2 BPSK	Mode B	5	Edge Top	349000	1745	1	1	17.5	16.9	0.701	0.805	0.320	0.367	69
ANT 2	Hotspot	DFT-s-OFDM 11/2 BPSK	Mode B	5	Edge Top	349000	1745	108	54	17.5	16.9	0.630	0.723	0.288	0.331	
ANT 2	Hotspot	DFT-s-OFDM 11/2 BPSK	Mode B	5	Edge Right	349000	1745	1	1	17.5	16.9	0.011	0.013	0.006	0.007	
ANT 2	Hotspot	DFT-s-OFDM 11/2 BPSK	Mode B	5	Edge Right	349000	1745	108	54	17.5	16.9	0.009	0.010	0.005	0.006	
ANT 2	Hotspot	DFT-s-OFDM 11/2 BPSK	Mode B	5	Edge Left	349000	1745	1	1	17.5	16.9	0.072	0.083	0.036	0.041	
ANT 2	Hotspot	DFT-s-OFDM 11/2 BPSK	Mode B	5	Edge Left	349000	1745	108	54	17.5	16.9	0.084	0.096	0.044	0.051	
ANT 3	Head	DFT-s-OFDM 11/2 BPSK	Mode A	0	Left Cheek	349000	1745	1	1	22.2	21.2	0.132	0.166	0.086	0.108	
ANT 3	Head	DFT-s-OFDM 11/2 BPSK	Mode A	0	Left Cheek	349000	1745	108	54	22.2	21.3	0.156	0.192	0.100	0.123	
ANT 3	Head	DFT-s-OFDM 11/2 BPSK	Mode A	0	Left Tilt	349000	1745	1	1	22.2	21.2	0.067	0.084	0.043	0.054	
ANT 3	Head	DFT-s-OFDM 11/2 BPSK	Mode A	0	Left Tilt	349000	1745	108	54	22.2	21.3	0.082	0.101	0.054	0.066	
ANT 3	Head	DFT-s-OFDM 11/2 BPSK	Mode A	0	Right Cheek	349000	1745	1	1	22.2	21.2	0.052	0.065	0.034	0.043	
ANT 3	Head	DFT-s-OFDM 11/2 BPSK	Mode A	0	Right Cheek	349000	1745	108	54	22.2	21.3	0.060	0.074	0.041	0.050	
ANT 3	Head	DFT-s-OFDM 11/2 BPSK	Mode A	0	Right Tilt	349000	1745	1	1	22.2	21.2	0.040	0.050	0.027	0.034	
ANT 3	Head	DFT-s-OFDM 11/2 BPSK	Mode A	0	Right Tilt	349000	1745	108	54	22.2	21.3	0.041	0.050	0.029	0.036	
ANT 3	Body & Hotspot	DFT-s-OFDM 11/2 BPSK	Mode B	5	Back	349000	1745	1	1	20.5	19.5	0.308	0.388	0.177	0.223	
ANT 3	Body & Hotspot	DFT-s-OFDM 11/2 BPSK	Mode B	5	Back	349000	1745	108	54	20.5	19.7	0.351	0.422	0.202	0.243	
ANT 3	Body & Hotspot	DFT-s-OFDM 11/2 BPSK	Mode B	5	Front	349000	1745	1	1	20.5	19.5	0.202	0.254	0.122	0.154	
ANT 3	Body & Hotspot	DFT-s-OFDM 11/2 BPSK	Mode B	5	Front	349000	1745	108	54	20.5	19.7	0.239	0.287	0.140	0.168	
ANT 3	Hotspot	DFT-s-OFDM 11/2 BPSK	Mode B	5	Edge Bottom	349000	1745	1	1	20.5	19.5	0.285	0.359	0.144	0.181	
ANT 3	Hotspot	DFT-s-OFDM 11/2 BPSK	Mode B	5	Edge Bottom	349000	1745	108	54	20.5	19.7	0.268	0.322	0.137	0.165	
ANT 3	Hotspot	DFT-s-OFDM 11/2 BPSK	Mode B	5	Edge Left	349000	1745	1	1	20.5	19.5	0.355	0.447	0.184	0.232	
ANT 3	Hotspot	DFT-s-OFDM 11/2 BPSK	Mode B	5	Edge Left	349000	1745	108	54	20.5	19.7	0.412	0.495	0.213	0.256	
ANT 4	Head	DFT-s-OFDM 11/2 BPSK	Mode A	0	Left Cheek	349000	1745	1	1	21.1	20.2	0.421	0.518	0.224	0.276	
ANT 4	Head	DFT-s-OFDM 11/2 BPSK	Mode A	0	Left Cheek	349000	1745	108	54	21.1	20.2	0.459	0.565	0.253	0.311	
ANT 4	Head	DFT-s-OFDM 11/2 BPSK	Mode A	0	Left Tilt	349000	1745	1	1	21.1	20.2	0.303	0.373	0.148	0.182	
ANT 4	Head	DFT-s-OFDM 11/2 BPSK	Mode A	0	Left Tilt	349000	1745	108	54	21.1	20.2	0.315	0.388	0.155	0.191	
ANT 4	Head	DFT-s-OFDM 11/2 BPSK	Mode A	0	Right Cheek	349000	1745	1	1	21.1	20.2	0.090	0.111	0.054	0.066	
ANT 4	Head	DFT-s-OFDM 11/2 BPSK	Mode A	0	Right Cheek	349000	1745	108	54	21.1	20.2	0.103	0.127	0.061	0.075	
ANT 4	Head	DFT-s-OFDM 11/2 BPSK	Mode A	0	Right Tilt	349000	1745	1	1	21.1	20.2	0.079	0.097	0.046	0.057	
ANT 4	Head	DFT-s-OFDM 11/2 BPSK	Mode A	0	Right Tilt	349000	1745	108	54	21.1	20.2	0.084	0.103	0.049	0.060	
ANT 4	Body & Hotspot	DFT-s-OFDM 11/2 BPSK	Mode B	5	Back	349000	1745	1	1	22.0	20.9	0.493	0.635	0.268	0.345	
ANT 4	Body & Hotspot	DFT-s-OFDM 11/2 BPSK	Mode B	5	Back	349000	1745	108	54	22.0	20.8	0.519	0.684	0.279	0.368	70
ANT 4	Body & Hotspot	DFT-s-OFDM 11/2 BPSK	Mode B	5	Front	349000	1745	1	1	22.0	20.9	0.184	0.237	0.100	0.129	
ANT 4	Body & Hotspot	DFT-s-OFDM 11/2 BPSK	Mode B	5	Front	349000	1745	108	54	22.0	20.8	0.187	0.247	0.102	0.134	
ANT 4	Hotspot	DFT-s-OFDM 11/2 BPSK	Mode B	5	Edge Top	349000	1745	1	1	22.0	20.9	0.155	0.200	0.064	0.082	
ANT 4	Hotspot	DFT-s-OFDM 11/2 BPSK	Mode B	5	Edge Top	349000	1745	108	54	22.0	20.8	0.160	0.211	0.069	0.091	
ANT 4	Hotspot	DFT-s-OFDM 11/2 BPSK	Mode B	5	Edge Right	349000	1745	1	1	22.0	20.9	0.456	0.587	0.235	0.303	
ANT 4	Hotspot	DFT-s-OFDM 11/2 BPSK	Mode B	5	Edge Right	349000	1745	108	54	22.0	20.8	0.514	0.678	0.265	0.349	

10.32. NR Band n70 (15MHz Bandwidth)

Antenna(s)	RF Exposure Condition	Mode(s)	Power Mode(s)	Dist. (mm)	Test Position(s)	Channel	Freq. (MHz)	RB Allocation	RB Offset	Max Output Pwr (dBm)	Meas. (dBm)	1-g Meas. (W/kg)	1-g Scaled (W/kg)	10-g Meas. (W/kg)	10-g Scaled (W/kg)	Plot No.
ANT 1	Head	DFT-s-OFDM 11/2 BPSK	Mode A	0	Left Cheek	340500	1702.5	1	1	23.7	22.7	0.119	0.150	0.079	0.099	
ANT 1	Head	DFT-s-OFDM 11/2 BPSK	Mode A	0	Left Cheek	340500	1702.5	36	22	23.7	22.8	0.121	0.149	0.081	0.100	
ANT 1	Head	DFT-s-OFDM 11/2 BPSK	Mode A	0	Left Tilt	340500	1702.5	1	1	23.7	22.7	0.371	0.467	0.175	0.220	
ANT 1	Head	DFT-s-OFDM 11/2 BPSK	Mode A	0	Left Tilt	340500	1702.5	36	22	23.7	22.8	0.101	0.124	0.063	0.078	
ANT 1	Head	DFT-s-OFDM 11/2 BPSK	Mode A	0	Right Cheek	340500	1702.5	1	1	23.7	22.7	0.163	0.205	0.107	0.135	
ANT 1	Head	DFT-s-OFDM 11/2 BPSK	Mode A	0	Right Cheek	340500	1702.5	36	22	23.7	22.8	0.179	0.220	0.116	0.143	
ANT 1	Head	DFT-s-OFDM 11/2 BPSK	Mode A	0	Right Tilt	340500	1702.5	1	1	23.7	22.7	0.072	0.091	0.049	0.062	
ANT 1	Head	DFT-s-OFDM 11/2 BPSK	Mode A	0	Right Tilt	340500	1702.5	36	22	23.7	22.8	0.072	0.089	0.048	0.059	
ANT 1	Body & Hotspot	DFT-s-OFDM 11/2 BPSK	Mode B	5	Back	340500	1702.5	1	1	20.8	19.9	0.564	0.694	0.296	0.364	71
ANT 1	Body & Hotspot	DFT-s-OFDM 11/2 BPSK	Mode B	5	Back	340500	1702.5	36	22	20.8	20.0	0.541	0.650	0.284	0.341	
ANT 1	Body & Hotspot	DFT-s-OFDM 11/2 BPSK	Mode B	5	Front	340500	1702.5	1	1	20.8	19.9	0.355	0.437	0.185	0.228	
ANT 1	Body & Hotspot	DFT-s-OFDM 11/2 BPSK	Mode B	5	Front	340500	1702.5	36	22	20.8	20.0	0.349	0.420	0.182	0.219	
ANT 1	Hotspot	DFT-s-OFDM 11/2 BPSK	Mode B	5	Edge Right	340500	1702.5	1	1	20.8	19.9	0.630	0.775	0.311	0.383	
ANT 1	Hotspot	DFT-s-OFDM 11/2 BPSK	Mode B	5	Edge Right	340500	1702.5	36	22	20.8	20.0	0.600	0.721	0.292	0.351	
ANT 1	Hotspot	DFT-s-OFDM 11/2 BPSK	Mode B	5	Edge Bottom	340500	1702.5	1	1	20.8	19.9	0.683	0.840	0.301	0.370	
ANT 1	Hotspot	DFT-s-OFDM 11/2 BPSK	Mode B	5	Edge Bottom	340500	1702.5	36	22	20.8	20.0	0.653	0.785	0.285	0.343	
ANT 1	Hotspot	DFT-s-OFDM 11/2 BPSK	Mode B	5	Edge Left	340500	1702.5	1	1	20.8	19.9	0.032	0.039	0.018	0.022	
ANT 1	Hotspot	DFT-s-OFDM 11/2 BPSK	Mode B	5	Edge Left	340500	1702.5	36	22	20.8	20.0	0.030	0.036	0.016	0.019	
ANT 2	Head	DFT-s-OFDM 11/2 BPSK	Mode A	0	Left Cheek	340500	1702.5	1	77	19.1	18.5	0.626	0.719	0.300	0.344	
ANT 2	Head	DFT-s-OFDM 11/2 BPSK	Mode A	0	Left Cheek	340500	1702.5	36	22	19.1	18.5	0.650	0.746	0.312	0.358	
ANT 2	Head	DFT-s-OFDM 11/2 BPSK	Mode A	0	Left Tilt	340500	1702.5	1	77	19.1	18.5	0.737	0.846	0.350	0.402	
ANT 2	Head	DFT-s-OFDM 11/2 BPSK	Mode A	0	Left Tilt	340500	1702.5	36	22	19.1	18.5	0.721	0.828	0.342	0.393	
ANT 2	Head	DFT-s-OFDM 11/2 BPSK	Mode A	0	Right Cheek	340500	1702.5	1	77	19.1	18.5	0.678	0.778	0.322	0.370	
ANT 2	Head	DFT-s-OFDM 11/2 BPSK	Mode A	0	Right Cheek	340500	1702.5	36	22	19.1	18.5	0.663	0.761	0.314	0.361	
ANT 2	Head	DFT-s-OFDM 11/2 BPSK	Mode A	0	Right Tilt	340500	1702.5	1	77	19.1	18.5	0.740	0.850	0.344	0.395	
ANT 2	Head	DFT-s-OFDM 11/2 BPSK	Mode A	0	Right Tilt	340500	1702.5	36	22	19.1	18.5	0.784	0.900	0.360	0.413	72
ANT 2	Body & Hotspot	DFT-s-OFDM 11/2 BPSK	Mode B	5	Back	340500	1702.5	1	77	17.5	17.0	0.514	0.577	0.258	0.289	
ANT 2	Body & Hotspot	DFT-s-OFDM 11/2 BPSK	Mode B	5	Back	340500	1702.5	36	22	17.5	17.0	0.504	0.565	0.253	0.284	
ANT 2	Body & Hotspot	DFT-s-OFDM 11/2 BPSK	Mode B	5	Front	340500	1702.5	1	77	17.5	17.0	0.315	0.353	0.154	0.173	
ANT 2	Body & Hotspot	DFT-s-OFDM 11/2 BPSK	Mode B	5	Front	340500	1702.5	36	22	17.5	17.0	0.332	0.373	0.163	0.183	
ANT 2	Hotspot	DFT-s-OFDM 11/2 BPSK	Mode B	5	Edge Top	340500	1702.5	1	77	17.5	17.0	0.812	0.911	0.375	0.421	73
ANT 2	Hotspot	DFT-s-OFDM 11/2 BPSK	Mode B	5	Edge Top	340500	1702.5	36	22	17.5	17.0	0.757	0.849	0.348	0.390	
ANT 2	Hotspot	DFT-s-OFDM 11/2 BPSK	Mode B	5	Edge Right	340500	1702.5	1	77	17.5	17.0	0.009	0.010	0.004	0.004	
ANT 2	Hotspot	DFT-s-OFDM 11/2 BPSK	Mode B	5	Edge Right	340500	1702.5	36	22	17.5	17.0	0.008	0.009	0.004	0.004	
ANT 2	Hotspot	DFT-s-OFDM 11/2 BPSK	Mode B	5	Edge Left	340500	1702.5	1	77	17.5	17.0	0.052	0.058	0.026	0.029	
ANT 2	Hotspot	DFT-s-OFDM 11/2 BPSK	Mode B	5	Edge Left	340500	1702.5	36	22	17.5	17.0	0.055	0.062	0.027	0.030	
ANT 3	Head	DFT-s-OFDM 11/2 BPSK	Mode A	0	Left Cheek	340500	1702.5	1	1	22.2	21.2	0.085	0.107	0.055	0.069	
ANT 3	Head	DFT-s-OFDM 11/2 BPSK	Mode A	0	Left Cheek	340500	1702.5	36	22	22.2	21.5	0.093	0.109	0.061	0.072	
ANT 3	Head	DFT-s-OFDM 11/2 BPSK	Mode A	0	Left Tilt	340500	1702.5	1	1	22.2	21.2	0.038	0.048	0.025	0.031	
ANT 3	Head	DFT-s-OFDM 11/2 BPSK	Mode A	0	Left Tilt	340500	1702.5	36	22	22.2	21.5	0.037	0.043	0.025	0.029	
ANT 3	Head	DFT-s-OFDM 11/2 BPSK	Mode A	0	Right Cheek	340500	1702.5	1	1	22.2	21.2	0.048	0.060	0.032	0.040	
ANT 3	Head	DFT-s-OFDM 11/2 BPSK	Mode A	0	Right Cheek	340500	1702.5	36	22	22.2	21.5	0.045	0.053	0.030	0.035	
ANT 3	Head	DFT-s-OFDM 11/2 BPSK	Mode A	0	Right Tilt	340500	1702.5	1	1	22.2	21.2	0.036	0.045	0.023	0.029	
ANT 3	Head	DFT-s-OFDM 11/2 BPSK	Mode A	0	Right Tilt	340500	1702.5	36	22	22.2	21.5	0.035	0.041	0.023	0.027	
ANT 3	Body & Hotspot	DFT-s-OFDM 11/2 BPSK	Mode B	5	Back	340500	1702.5	1	1	20.5	19.8	0.289	0.340	0.170	0.200	
ANT 3	Body & Hotspot	DFT-s-OFDM 11/2 BPSK	Mode B	5	Back	340500	1702.5	36	22	20.5	19.8	0.283	0.332	0.163	0.192	
ANT 3	Body & Hotspot	DFT-s-OFDM 11/2 BPSK	Mode B	5	Front	340500	1702.5	1	1	20.5	19.8	0.177	0.208	0.104	0.122	
ANT 3	Body & Hotspot	DFT-s-OFDM 11/2 BPSK	Mode B	5	Front	340500	1702.5	36	22	20.5	19.8	0.190	0.223	0.113	0.133	
ANT 3	Hotspot	DFT-s-OFDM 11/2 BPSK	Mode B	5	Edge Bottom	340500	1702.5	1	1	20.5	19.8	0.251	0.295	0.130	0.153	
ANT 3	Hotspot	DFT-s-OFDM 11/2 BPSK	Mode B	5	Edge Bottom	340500	1702.5	36	22	20.5	19.8	0.265	0.311	0.135	0.159	
ANT 3	Hotspot	DFT-s-OFDM 11/2 BPSK	Mode B	5	Edge Left	340500	1702.5	1	1	20.5	19.8	0.336	0.395	0.175	0.206	
ANT 3	Hotspot	DFT-s-OFDM 11/2 BPSK	Mode B	5	Edge Left	340500	1702.5	36	22	20.5	19.8	0.353	0.415	0.183	0.215	
ANT 4	Head	DFT-s-OFDM 11/2 BPSK	Mode A	0	Left Cheek	340500	1702.5	1	1	21.1	20.4	0.359	0.422	0.194	0.228	
ANT 4	Head	DFT-s-OFDM 11/2 BPSK	Mode A	0	Left Cheek	340500	1702.5	36	22	21.1	20.5	0.361	0.414	0.195	0.224	
ANT 4	Head	DFT-s-OFDM 11/2 BPSK	Mode A	0	Left Tilt	340500	1702.5	1	1	21.1	20.4	0.233	0.274	0.115	0.135	
ANT 4	Head	DFT-s-OFDM 11/2 BPSK	Mode A	0	Left Tilt	340500	1702.5	36	22	21.1	20.5	0.249	0.286	0.123	0.141	
ANT 4	Head	DFT-s-OFDM 11/2 BPSK	Mode A	0	Right Cheek	340500	1702.5	1	1	21.1	20.4	0.068	0.080	0.041	0.048	
ANT 4	Head	DFT-s-OFDM 11/2 BPSK	Mode A	0	Right Cheek	340500	1702.5	36	22	21.1	20.5	0.082	0.094	0.048	0.055	
ANT 4	Head	DFT-s-OFDM 11/2 BPSK	Mode A	0	Right Tilt	340500	1702.5	1	1	21.1	20.4	0.064	0.075	0.037	0.043	
ANT 4	Head	DFT-s-OFDM 11/2 BPSK	Mode A	0	Right Tilt	340500	1702.5	36	22	21.1	20.5	0.069	0.079	0.040	0.046	
ANT 4	Body & Hotspot	DFT-s-OFDM 11/2 BPSK	Mode B	5	Back	340500	1702.5	1	1	22.0	21.1	0.379	0.466	0.207	0.255	
ANT 4	Body & Hotspot	DFT-s-OFDM 11/2 BPSK	Mode B	5	Back	340500	1702.5	36	22	22.0	21.0	0.404	0.509	0.222	0.279	
ANT 4	Body & Hotspot	DFT-s-OFDM 11/2 BPSK	Mode B	5	Front	340500	1702.5	1	1	22.0	21.1	0.171	0.210	0.094	0.116	
ANT 4	Body & Hotspot	DFT-s-OFDM 11/2 BPSK	Mode B	5	Front	340500	1702.5	36	22	22.0	21.0	0.184	0.232	0.101	0.127	
ANT 4	Hotspot	DFT-s-OFDM 11/2 BPSK	Mode B	5	Edge Top	340500	1702.5	1	1	22.0	21.1	0.106	0.130	0.044	0.054	
ANT 4	Hotspot	DFT-s-OFDM 11/2 BPSK	Mode B	5	Edge Top	340500	1702.5	36	22	22.0	21.0	0.134	0.169	0.054	0.068	
ANT 4	Hotspot	DFT-s-OFDM 11/2 BPSK	Mode B	5	Edge Right	340500	1702.5	1	1	22.0	21.1	0.349	0.429	0.180	0.221	
ANT 4	Hotspot	DFT-s-OFDM 11/2 BPSK	Mode B	5	Edge Right	340500	1702.5	36	22	22.0	21.0	0.412	0.519	0.203	0.256	

10.33. NR Band n71 (20MHz Bandwidth)

Antenna(s)	RF Exposure Condition	Mode(s)	Power Mode(s)	Dist. (mm)	Test Position(s)	Channel	Freq. (MHz)	RB Allocation	RB Offset	Max Output Pwr (dBm)	Meas. (dBm)	1-g Meas. (W/kg)	1-g Scaled (W/kg)	10-g Meas. (W/kg)	10-g Scaled (W/kg)	Plot No.
ANT 1	Head	DFT-s-OFDM 11/2 BPSK	Mode A	0	Left Cheek	136100	680.5	1	1	25.7	24.7	0.106	0.133	0.083	0.104	
ANT 1	Head	DFT-s-OFDM 11/2 BPSK	Mode A	0	Left Cheek	136100	680.5	50	28	25.7	24.5	0.116	0.153	0.090	0.119	
ANT 1	Head	DFT-s-OFDM 11/2 BPSK	Mode A	0	Left Tilt	136100	680.5	1	1	25.7	24.7	0.066	0.083	0.051	0.064	
ANT 1	Head	DFT-s-OFDM 11/2 BPSK	Mode A	0	Left Tilt	136100	680.5	50	28	25.7	24.5	0.074	0.098	0.058	0.076	
ANT 1	Head	DFT-s-OFDM 11/2 BPSK	Mode A	0	Right Cheek	136100	680.5	1	1	25.7	24.7	0.134	0.169	0.105	0.132	
ANT 1	Head	DFT-s-OFDM 11/2 BPSK	Mode A	0	Right Cheek	136100	680.5	50	28	25.7	24.5	0.134	0.177	0.103	0.136	
ANT 1	Head	DFT-s-OFDM 11/2 BPSK	Mode A	0	Right Tilt	136100	680.5	1	1	25.7	24.7	0.066	0.083	0.053	0.067	
ANT 1	Head	DFT-s-OFDM 11/2 BPSK	Mode A	0	Right Tilt	136100	680.5	50	28	25.7	24.5	0.067	0.088	0.054	0.071	
ANT 1	Body & Hotspot	DFT-s-OFDM 11/2 BPSK	Mode B	5	Back	136100	680.5	1	1	25.2	24.1	0.644	0.830	0.347	0.447	
ANT 1	Body & Hotspot	DFT-s-OFDM 11/2 BPSK	Mode B	5	Back	136100	680.5	50	28	25.2	24.0	0.704	0.928	0.381	0.502	74
ANT 1	Body & Hotspot	DFT-s-OFDM 11/2 BPSK	Mode B	5	Front	136100	680.5	1	1	25.2	24.1	0.436	0.562	0.242	0.312	
ANT 1	Body & Hotspot	DFT-s-OFDM 11/2 BPSK	Mode B	5	Front	136100	680.5	50	28	25.2	24.0	0.486	0.641	0.270	0.356	
ANT 1	Hotspot	DFT-s-OFDM 11/2 BPSK	Mode B	5	Edge Right	136100	680.5	1	1	25.2	24.1	0.535	0.689	0.353	0.455	
ANT 1	Hotspot	DFT-s-OFDM 11/2 BPSK	Mode B	5	Edge Right	136100	680.5	50	28	25.2	24.0	0.561	0.740	0.372	0.490	
ANT 1	Hotspot	DFT-s-OFDM 11/2 BPSK	Mode B	5	Edge Bottom	136100	680.5	1	1	25.2	24.1	0.601	0.774	0.280	0.361	
ANT 1	Hotspot	DFT-s-OFDM 11/2 BPSK	Mode B	5	Edge Bottom	136100	680.5	50	28	25.2	24.0	0.606	0.799	0.282	0.372	
ANT 1	Hotspot	DFT-s-OFDM 11/2 BPSK	Mode B	5	Edge Left	136100	680.5	1	1	25.2	24.1	0.232	0.299	0.152	0.196	
ANT 1	Hotspot	DFT-s-OFDM 11/2 BPSK	Mode B	5	Edge Left	136100	680.5	50	28	25.2	24.0	0.236	0.311	0.154	0.203	
Antenna(s)	RF Exposure Condition	Mode(s)	Power Mode(s)	Dist. (mm)	Test Position(s)	Channel	Freq. (MHz)	RB Allocation	RB Offset	Max Output Pwr (dBm)	Meas. (dBm)	1-g Meas. (W/kg)	1-g Scaled (W/kg)	10-g Meas. (W/kg)	10-g Scaled (W/kg)	Plot No.
ANT 2	Head	DFT-s-OFDM 11/2 BPSK	Mode A	0	Left Cheek	136100	680.5	1	1	24.5	23.6	0.347	0.427	0.219	0.269	
ANT 2	Head	DFT-s-OFDM 11/2 BPSK	Mode A	0	Left Cheek	136100	680.5	50	28	24.5	23.6	0.341	0.420	0.219	0.269	
ANT 2	Head	DFT-s-OFDM 11/2 BPSK	Mode A	0	Left Tilt	136100	680.5	1	1	24.5	23.6	0.312	0.384	0.180	0.221	
ANT 2	Head	DFT-s-OFDM 11/2 BPSK	Mode A	0	Left Tilt	136100	680.5	50	28	24.5	23.6	0.296	0.364	0.173	0.213	
ANT 2	Head	DFT-s-OFDM 11/2 BPSK	Mode A	0	Right Cheek	136100	680.5	1	1	24.5	23.6	0.489	0.602	0.301	0.370	75
ANT 2	Head	DFT-s-OFDM 11/2 BPSK	Mode A	0	Right Cheek	136100	680.5	50	28	24.5	23.6	0.465	0.572	0.287	0.353	
ANT 2	Head	DFT-s-OFDM 11/2 BPSK	Mode A	0	Right Tilt	136100	680.5	1	1	24.5	23.6	0.382	0.470	0.217	0.267	
ANT 2	Head	DFT-s-OFDM 11/2 BPSK	Mode A	0	Right Tilt	136100	680.5	50	28	24.5	23.6	0.347	0.427	0.200	0.246	
ANT 2	Body & Hotspot	DFT-s-OFDM 11/2 BPSK	Mode B	5	Back	136100	680.5	1	1	25.2	24.4	0.322	0.387	0.191	0.230	
ANT 2	Body & Hotspot	DFT-s-OFDM 11/2 BPSK	Mode B	5	Back	136100	680.5	50	28	25.2	24.3	0.325	0.400	0.189	0.233	
ANT 2	Body & Hotspot	DFT-s-OFDM 11/2 BPSK	Mode B	5	Front	136100	680.5	1	1	25.2	24.4	0.198	0.238	0.121	0.145	
ANT 2	Body & Hotspot	DFT-s-OFDM 11/2 BPSK	Mode B	5	Front	136100	680.5	50	28	25.2	24.3	0.184	0.226	0.121	0.149	
ANT 2	Hotspot	DFT-s-OFDM 11/2 BPSK	Mode B	5	Edge Top	136100	680.5	1	1	25.2	24.4	0.122	0.147	0.061	0.073	
ANT 2	Hotspot	DFT-s-OFDM 11/2 BPSK	Mode B	5	Edge Top	136100	680.5	50	28	25.2	24.3	0.116	0.143	0.055	0.068	
ANT 2	Hotspot	DFT-s-OFDM 11/2 BPSK	Mode B	5	Edge Right	136100	680.5	1	1	25.2	24.4	0.207	0.249	0.139	0.167	
ANT 2	Hotspot	DFT-s-OFDM 11/2 BPSK	Mode B	5	Edge Right	136100	680.5	50	28	25.2	24.3	0.213	0.262	0.142	0.175	
ANT 2	Hotspot	DFT-s-OFDM 11/2 BPSK	Mode B	5	Edge Left	136100	680.5	1	1	25.2	24.4	0.386	0.464	0.259	0.311	
ANT 2	Hotspot	DFT-s-OFDM 11/2 BPSK	Mode B	5	Edge Left	136100	680.5	50	28	25.2	24.3	0.370	0.455	0.248	0.305	

10.34. NR Band n77 (Block A) PC3 (100MHz Bandwidth)

Antenna(s)	RF Exposure Condition	Mode(s)	Power Mode(s)	Dist. (mm)	Test Position(s)	Channel	Freq. (MHz)	RB Allocation	RB Offset	Max Output Pwr (dBm)	Meas. (dBm)	1-g Meas. (W/kg)	1-g Scaled (W/kg)	10-g Meas. (W/kg)	10-g Scaled (W/kg)	Plot No.
ANT 7	Head	DFT-s-OFDM 11/2 BPSK	Mode A	0	Left Cheek	633334	3500.01	1	1	18.9	18.4	0.040	0.045	0.016	0.018	
ANT 7	Head	DFT-s-OFDM 11/2 BPSK	Mode A	0	Left Cheek	633334	3500.01	135	69	18.9	18.2	0.028	0.033	0.010	0.012	
ANT 7	Head	DFT-s-OFDM 11/2 BPSK	Mode A	0	Left Tilt	633334	3500.01	1	1	18.9	18.4	0.099	0.111	0.037	0.042	
ANT 7	Head	DFT-s-OFDM 11/2 BPSK	Mode A	0	Left Tilt	633334	3500.01	135	69	18.9	18.2	0.080	0.094	0.029	0.034	
ANT 7	Head	DFT-s-OFDM 11/2 BPSK	Mode A	0	Right Cheek	633334	3500.01	1	1	18.9	18.4	0.066	0.074	0.029	0.033	
ANT 7	Head	DFT-s-OFDM 11/2 BPSK	Mode A	0	Right Cheek	633334	3500.01	135	69	18.9	18.2	0.040	0.047	0.018	0.021	
ANT 7	Head	DFT-s-OFDM 11/2 BPSK	Mode A	0	Right Tilt	633334	3500.01	1	1	18.9	18.4	0.045	0.050	0.017	0.019	
ANT 7	Head	DFT-s-OFDM 11/2 BPSK	Mode A	0	Right Tilt	633334	3500.01	135	69	18.9	18.2	0.038	0.045	0.014	0.016	
ANT 7	Body & Hotspot	DFT-s-OFDM 11/2 BPSK	Mode B	5	Back	633334	3500.01	1	1	17.0	16.9	0.300	0.307	0.119	0.122	
ANT 7	Body & Hotspot	DFT-s-OFDM 11/2 BPSK	Mode B	5	Back	633334	3500.01	135	69	17.0	16.7	0.248	0.266	0.094	0.101	
ANT 7	Body & Hotspot	DFT-s-OFDM 11/2 BPSK	Mode B	5	Front	633334	3500.01	1	1	17.0	16.9	0.248	0.254	0.096	0.098	
ANT 7	Body & Hotspot	DFT-s-OFDM 11/2 BPSK	Mode B	5	Front	633334	3500.01	135	69	17.0	16.7	0.207	0.222	0.080	0.086	
ANT 7	Hotspot	DFT-s-OFDM 11/2 BPSK	Mode B	5	Edge Right	633334	3500.01	1	1	17.0	16.9	0.626	0.641	0.220	0.225	
ANT 7	Hotspot	DFT-s-OFDM 11/2 BPSK	Mode B	5	Edge Right	633334	3500.01	135	69	17.0	16.7	0.549	0.588	0.191	0.205	
ANT 7	Hotspot	DFT-s-OFDM 11/2 BPSK	Mode B	5	Edge Bottom	633334	3500.01	1	1	17.0	16.9	0.254	0.260	0.083	0.085	
ANT 7	Hotspot	DFT-s-OFDM 11/2 BPSK	Mode B	5	Edge Bottom	633334	3500.01	135	69	17.0	16.7	0.247	0.265	0.079	0.085	
ANT 8	Head	DFT-s-OFDM 11/2 BPSK	Mode A	0	Left Cheek	633334	3500.01	1	1	20.0	19.1	0.284	0.349	0.088	0.108	
ANT 8	Head	DFT-s-OFDM 11/2 BPSK	Mode A	0	Left Cheek	633334	3500.01	135	69	20.0	19.0	0.277	0.349	0.084	0.106	
ANT 8	Head	DFT-s-OFDM 11/2 BPSK	Mode A	0	Left Tilt	633334	3500.01	1	1	20.0	19.1	0.405	0.498	0.136	0.167	
ANT 8	Head	DFT-s-OFDM 11/2 BPSK	Mode A	0	Left Tilt	633334	3500.01	135	69	20.0	19.0	0.377	0.475	0.125	0.157	
ANT 8	Head	DFT-s-OFDM 11/2 BPSK	Mode A	0	Right Cheek	633334	3500.01	1	1	20.0	19.1	0.543	0.668	0.207	0.255	
ANT 8	Head	DFT-s-OFDM 11/2 BPSK	Mode A	0	Right Cheek	633334	3500.01	135	69	20.0	19.0	0.508	0.640	0.204	0.257	
ANT 8	Head	DFT-s-OFDM 11/2 BPSK	Mode A	0	Right Tilt	633334	3500.01	1	1	20.0	19.1	0.585	0.720	0.221	0.272	
ANT 8	Head	DFT-s-OFDM 11/2 BPSK	Mode A	0	Right Tilt	633334	3500.01	135	69	20.0	19.0	0.590	0.743	0.216	0.272	76
ANT 8	Body & Hotspot	DFT-s-OFDM 11/2 BPSK	Mode B	5	Back	633334	3500.01	1	1	18.2	17.5	0.435	0.511	0.150	0.176	77
ANT 8	Body & Hotspot	DFT-s-OFDM 11/2 BPSK	Mode B	5	Back	633334	3500.01	135	69	18.2	17.3	0.390	0.480	0.136	0.167	
ANT 8	Body & Hotspot	DFT-s-OFDM 11/2 BPSK	Mode B	5	Front	633334	3500.01	1	1	18.2	17.5	0.139	0.163	0.058	0.068	
ANT 8	Body & Hotspot	DFT-s-OFDM 11/2 BPSK	Mode B	5	Front	633334	3500.01	135	69	18.2	17.3	0.112	0.138	0.046	0.057	
ANT 8	Hotspot	DFT-s-OFDM 11/2 BPSK	Mode B	5	Edge Top	633334	3500.01	1	1	18.2	17.5	0.259	0.304	0.082	0.096	
ANT 8	Hotspot	DFT-s-OFDM 11/2 BPSK	Mode B	5	Edge Top	633334	3500.01	135	69	18.2	17.3	0.229	0.282	0.072	0.089	
ANT 8	Hotspot	DFT-s-OFDM 11/2 BPSK	Mode B	5	Edge Right	633334	3500.01	1	1	18.2	17.5	0.010	0.012	0.005	0.006	
ANT 8	Hotspot	DFT-s-OFDM 11/2 BPSK	Mode B	5	Edge Right	633334	3500.01	135	69	18.2	17.3	0.010	0.012	0.004	0.005	
ANT 8	Hotspot	DFT-s-OFDM 11/2 BPSK	Mode B	5	Edge Left	633334	3500.01	1	1	18.2	17.5	0.049	0.058	0.019	0.022	
ANT 8	Hotspot	DFT-s-OFDM 11/2 BPSK	Mode B	5	Edge Left	633334	3500.01	135	69	18.2	17.3	0.048	0.059	0.018	0.022	
ANT 9	Head	DFT-s-OFDM 11/2 BPSK	Mode A	0	Left Cheek	633334	3500.01	1	1	21.2	21.1	0.064	0.065	0.030	0.031	
ANT 9	Head	DFT-s-OFDM 11/2 BPSK	Mode A	0	Left Cheek	633334	3500.01	135	69	21.2	20.9	0.059	0.063	0.027	0.029	
ANT 9	Head	DFT-s-OFDM 11/2 BPSK	Mode A	0	Left Tilt	633334	3500.01	1	1	21.2	21.1	0.019	0.019	0.009	0.009	
ANT 9	Head	DFT-s-OFDM 11/2 BPSK	Mode A	0	Left Tilt	633334	3500.01	135	69	21.2	20.9	0.014	0.015	0.006	0.006	
ANT 9	Head	DFT-s-OFDM 11/2 BPSK	Mode A	0	Right Cheek	633334	3500.01	1	1	21.2	21.1	0.026	0.027	0.012	0.012	
ANT 9	Head	DFT-s-OFDM 11/2 BPSK	Mode A	0	Right Cheek	633334	3500.01	135	69	21.2	20.9	0.026	0.028	0.013	0.014	
ANT 9	Head	DFT-s-OFDM 11/2 BPSK	Mode A	0	Right Tilt	633334	3500.01	1	1	21.2	21.1	0.031	0.032	0.013	0.013	
ANT 9	Head	DFT-s-OFDM 11/2 BPSK	Mode A	0	Right Tilt	633334	3500.01	135	69	21.2	20.9	0.023	0.025	0.010	0.011	
ANT 9	Body & Hotspot	DFT-s-OFDM 11/2 BPSK	Mode B	5	Back	633334	3500.01	1	1	19.5	19.3	0.455	0.476	0.176	0.184	
ANT 9	Body & Hotspot	DFT-s-OFDM 11/2 BPSK	Mode B	5	Back	633334	3500.01	135	69	19.5	19.1	0.445	0.488	0.173	0.190	
ANT 9	Body & Hotspot	DFT-s-OFDM 11/2 BPSK	Mode B	5	Front	633334	3500.01	1	1	19.5	19.3	0.422	0.442	0.195	0.204	
ANT 9	Body & Hotspot	DFT-s-OFDM 11/2 BPSK	Mode B	5	Front	633334	3500.01	135	69	19.5	19.1	0.373	0.409	0.175	0.192	
ANT 9	Hotspot	DFT-s-OFDM 11/2 BPSK	Mode B	5	Edge Bottom	633334	3500.01	1	1	19.5	19.3	0.188	0.197	0.081	0.085	
ANT 9	Hotspot	DFT-s-OFDM 11/2 BPSK	Mode B	5	Edge Bottom	633334	3500.01	135	69	19.5	19.1	0.216	0.237	0.089	0.098	
ANT 9	Hotspot	DFT-s-OFDM 11/2 BPSK	Mode B	5	Edge Left	633334	3500.01	1	1	19.5	19.3	0.690	0.723	0.247	0.259	
ANT 9	Hotspot	DFT-s-OFDM 11/2 BPSK	Mode B	5	Edge Left	633334	3500.01	135	69	19.5	19.1	0.695	0.762	0.250	0.274	78
ANT 4	Head	DFT-s-OFDM 11/2 BPSK	Mode A	0	Left Cheek	633334	3500.01	1	1	21.9	21.6	0.306	0.328	0.130	0.139	
ANT 4	Head	DFT-s-OFDM 11/2 BPSK	Mode A	0	Left Cheek	633334	3500.01	135	69	21.9	21.4	0.271	0.304	0.113	0.127	
ANT 4	Head	DFT-s-OFDM 11/2 BPSK	Mode A	0	Left Tilt	633334	3500.01	1	1	21.9	21.6	0.237	0.254	0.096	0.103	
ANT 4	Head	DFT-s-OFDM 11/2 BPSK	Mode A	0	Left Tilt	633334	3500.01	135	69	21.9	21.4	0.199	0.223	0.078	0.088	
ANT 4	Head	DFT-s-OFDM 11/2 BPSK	Mode A	0	Right Cheek	633334	3500.01	1	1	21.9	21.6	0.109	0.117	0.043	0.046	
ANT 4	Head	DFT-s-OFDM 11/2 BPSK	Mode A	0	Right Cheek	633334	3500.01	135	69	21.9	21.4	0.115	0.129	0.045	0.050	
ANT 4	Head	DFT-s-OFDM 11/2 BPSK	Mode A	0	Right Tilt	633334	3500.01	1	1	21.9	21.6	0.087	0.093	0.037	0.040	
ANT 4	Head	DFT-s-OFDM 11/2 BPSK	Mode A	0	Right Tilt	633334	3500.01	135	69	21.9	21.4	0.069	0.077	0.029	0.033	
ANT 4	Body & Hotspot	DFT-s-OFDM 11/2 BPSK	Mode B	5	Back	633334	3500.01	1	1	21.1	20.7	0.167	0.183	0.055	0.060	
ANT 4	Body & Hotspot	DFT-s-OFDM 11/2 BPSK	Mode B	5	Back	633334	3500.01	135	69	21.1	20.5	0.182	0.209	0.059	0.068	
ANT 4	Body & Hotspot	DFT-s-OFDM 11/2 BPSK	Mode B	5	Front	633334	3500.01	1	1	21.1	20.7	0.143	0.157	0.056	0.061	
ANT 4	Body & Hotspot	DFT-s-OFDM 11/2 BPSK	Mode B	5	Front	633334	3500.01	135	69	21.1	20.5	0.124	0.142	0.048	0.055	
ANT 4	Hotspot	DFT-s-OFDM 11/2 BPSK	Mode B	5	Edge Top	633334	3500.01	1	1	21.1	20.7	0.054	0.059	0.024	0.026	
ANT 4	Hotspot	DFT-s-OFDM 11/2 BPSK	Mode B	5	Edge Top	633334	3500.01	135	69	21.1	20.5	0.039	0.045	0.017	0.020	
ANT 4	Hotspot	DFT-s-OFDM 11/2 BPSK	Mode B	5	Edge Right	633334	3500.01	1	1	21.1	20.7	0.391	0.429	0.147	0.161	
ANT 4	Hotspot	DFT-s-OFDM 11/2 BPSK	Mode B	5	Edge Right	633334	3500.01	135	69	21.1	20.5	0.302	0.347	0.114	0.131	

10.35. NR Band n77 (Block C) PC3 (100MHz Bandwidth)

Antenna(s)	RF Exposure Condition	Mode(s)	Power Mode(s)	Dist. (mm)	Test Position(s)	Channel	Freq. (MHz)	RB Allocation	RB Offset	Max Output Pwr (dBm)	Meas. (dBm)	1-g Meas. (W/kg)	1-g Scaled (W/kg)	10-g Meas. (W/kg)	10-g Scaled (W/kg)	Plot No.
ANT 7	Head	DFT-s-OFDM 11/2 BPSK	Mode A	0	Left Cheek	657202	3858.03	1	271	18.9	18.3	0.038	0.044	0.016	0.018	
ANT 7	Head	DFT-s-OFDM 11/2 BPSK	Mode A	0	Left Cheek	657202	3858.03	135	69	18.9	18.2	0.038	0.045	0.014	0.016	
ANT 7	Head	DFT-s-OFDM 11/2 BPSK	Mode A	0	Left Tilt	657202	3858.03	1	271	18.9	18.3	0.071	0.082	0.022	0.025	
ANT 7	Head	DFT-s-OFDM 11/2 BPSK	Mode A	0	Left Tilt	657202	3858.03	135	69	18.9	18.2	0.062	0.073	0.020	0.023	
ANT 7	Head	DFT-s-OFDM 11/2 BPSK	Mode A	0	Right Cheek	657202	3858.03	1	271	18.9	18.3	0.075	0.086	0.031	0.036	
ANT 7	Head	DFT-s-OFDM 11/2 BPSK	Mode A	0	Right Cheek	657202	3858.03	135	69	18.9	18.2	0.078	0.092	0.032	0.038	
ANT 7	Head	DFT-s-OFDM 11/2 BPSK	Mode A	0	Right Tilt	657202	3858.03	1	271	18.9	18.3	0.040	0.046	0.013	0.015	
ANT 7	Head	DFT-s-OFDM 11/2 BPSK	Mode A	0	Right Tilt	657202	3858.03	135	69	18.9	18.2	0.037	0.043	0.012	0.014	
ANT 7	Body & Hotspot	DFT-s-OFDM 11/2 BPSK	Mode B	5	Back	657202	3858.03	1	1	17.0	16.6	0.374	0.410	0.144	0.158	
ANT 7	Body & Hotspot	DFT-s-OFDM 11/2 BPSK	Mode B	5	Back	657202	3858.03	135	69	17.0	16.6	0.399	0.437	0.155	0.170	
ANT 7	Body & Hotspot	DFT-s-OFDM 11/2 BPSK	Mode B	5	Front	657202	3858.03	1	1	17.0	16.6	0.288	0.316	0.108	0.118	
ANT 7	Body & Hotspot	DFT-s-OFDM 11/2 BPSK	Mode B	5	Front	657202	3858.03	135	69	17.0	16.6	0.289	0.317	0.108	0.118	
ANT 7	Hotspot	DFT-s-OFDM 11/2 BPSK	Mode B	5	Edge Right	657202	3858.03	1	1	17.0	16.6	0.551	0.604	0.197	0.216	
ANT 7	Hotspot	DFT-s-OFDM 11/2 BPSK	Mode B	5	Edge Right	657202	3858.03	135	69	17.0	16.6	0.508	0.557	0.185	0.203	
ANT 7	Hotspot	DFT-s-OFDM 11/2 BPSK	Mode B	5	Edge Bottom	657202	3858.03	1	1	17.0	16.6	0.089	0.098	0.037	0.041	
ANT 7	Hotspot	DFT-s-OFDM 11/2 BPSK	Mode B	5	Edge Bottom	657202	3858.03	135	69	17.0	16.6	0.107	0.117	0.042	0.046	
ANT 8	Head	DFT-s-OFDM 11/2 BPSK	Mode A	0	Left Cheek	657202	3858.03	1	1	20.0	19.1	0.120	0.148	0.044	0.054	
ANT 8	Head	DFT-s-OFDM 11/2 BPSK	Mode A	0	Left Cheek	657202	3858.03	135	69	20.0	18.9	0.147	0.189	0.047	0.061	
ANT 8	Head	DFT-s-OFDM 11/2 BPSK	Mode A	0	Left Tilt	657202	3858.03	1	1	20.0	19.1	0.151	0.186	0.043	0.053	
ANT 8	Head	DFT-s-OFDM 11/2 BPSK	Mode A	0	Left Tilt	657202	3858.03	135	69	20.0	18.9	0.142	0.183	0.047	0.061	
ANT 8	Head	DFT-s-OFDM 11/2 BPSK	Mode A	0	Right Cheek	657202	3858.03	1	1	20.0	19.1	0.229	0.282	0.074	0.091	
ANT 8	Head	DFT-s-OFDM 11/2 BPSK	Mode A	0	Right Cheek	657202	3858.03	135	69	20.0	18.9	0.225	0.290	0.075	0.097	
ANT 8	Head	DFT-s-OFDM 11/2 BPSK	Mode A	0	Right Tilt	657202	3858.03	1	1	20.0	19.1	0.234	0.288	0.084	0.103	
ANT 8	Head	DFT-s-OFDM 11/2 BPSK	Mode A	0	Right Tilt	657202	3858.03	135	69	20.0	18.9	0.261	0.336	0.088	0.113	82
ANT 8	Body & Hotspot	DFT-s-OFDM 11/2 BPSK	Mode B	5	Back	657202	3858.03	1	1	18.2	17.4	0.684	0.822	0.223	0.268	
ANT 8	Body & Hotspot	DFT-s-OFDM 11/2 BPSK	Mode B	5	Back	657202	3858.03	135	69	18.2	17.2	0.771	0.971	0.240	0.302	83
ANT 8	Body & Hotspot	DFT-s-OFDM 11/2 BPSK	Mode B	5	Front	657202	3858.03	1	1	18.2	17.4	0.074	0.089	0.024	0.029	
ANT 8	Body & Hotspot	DFT-s-OFDM 11/2 BPSK	Mode B	5	Front	657202	3858.03	135	69	18.2	17.2	0.078	0.098	0.027	0.034	
ANT 8	Hotspot	DFT-s-OFDM 11/2 BPSK	Mode B	5	Edge Top	657202	3858.03	1	1	18.2	17.4	0.071	0.085	0.025	0.030	
ANT 8	Hotspot	DFT-s-OFDM 11/2 BPSK	Mode B	5	Edge Top	657202	3858.03	135	69	18.2	17.2	0.088	0.111	0.034	0.043	
ANT 8	Hotspot	DFT-s-OFDM 11/2 BPSK	Mode B	5	Edge Left	657202	3858.03	1	1	18.2	17.4	0.158	0.190	0.056	0.067	
ANT 8	Hotspot	DFT-s-OFDM 11/2 BPSK	Mode B	5	Edge Left	657202	3858.03	135	69	18.2	17.2	0.185	0.233	0.066	0.083	
ANT 9	Head	DFT-s-OFDM 11/2 BPSK	Mode A	0	Left Cheek	657202	3858.03	1	271	21.2	21.0	0.057	0.060	0.023	0.024	
ANT 9	Head	DFT-s-OFDM 11/2 BPSK	Mode A	0	Left Cheek	657202	3858.03	135	69	21.2	20.9	0.056	0.060	0.022	0.024	
ANT 9	Head	DFT-s-OFDM 11/2 BPSK	Mode A	0	Left Tilt	657202	3858.03	1	271	21.2	21.0	0.016	0.017	0.006	0.006	
ANT 9	Head	DFT-s-OFDM 11/2 BPSK	Mode A	0	Left Tilt	657202	3858.03	135	69	21.2	20.9	0.015	0.016	0.006	0.006	
ANT 9	Head	DFT-s-OFDM 11/2 BPSK	Mode A	0	Right Cheek	657202	3858.03	1	271	21.2	21.0	0.028	0.029	0.012	0.013	
ANT 9	Head	DFT-s-OFDM 11/2 BPSK	Mode A	0	Right Cheek	657202	3858.03	135	69	21.2	20.9	0.016	0.017	0.006	0.006	
ANT 9	Head	DFT-s-OFDM 11/2 BPSK	Mode A	0	Right Tilt	657202	3858.03	1	271	21.2	21.0	0.018	0.019	0.007	0.007	
ANT 9	Head	DFT-s-OFDM 11/2 BPSK	Mode A	0	Right Tilt	657202	3858.03	135	69	21.2	20.9	0.020	0.021	0.008	0.009	
ANT 9	Body & Hotspot	DFT-s-OFDM 11/2 BPSK	Mode B	5	Back	657202	3858.03	1	271	19.5	19.4	0.310	0.317	0.118	0.121	
ANT 9	Body & Hotspot	DFT-s-OFDM 11/2 BPSK	Mode B	5	Back	657202	3858.03	135	69	19.5	19.2	0.316	0.339	0.121	0.130	
ANT 9	Body & Hotspot	DFT-s-OFDM 11/2 BPSK	Mode B	5	Front	657202	3858.03	1	271	19.5	19.4	0.184	0.188	0.078	0.080	
ANT 9	Body & Hotspot	DFT-s-OFDM 11/2 BPSK	Mode B	5	Front	657202	3858.03	135	69	19.5	19.2	0.190	0.204	0.083	0.089	
ANT 9	Hotspot	DFT-s-OFDM 11/2 BPSK	Mode B	5	Edge Bottom	657202	3858.03	1	271	19.5	19.4	0.177	0.181	0.066	0.068	
ANT 9	Hotspot	DFT-s-OFDM 11/2 BPSK	Mode B	5	Edge Bottom	657202	3858.03	135	69	19.5	19.2	0.196	0.210	0.073	0.078	
ANT 9	Hotspot	DFT-s-OFDM 11/2 BPSK	Mode B	5	Edge Left	657202	3858.03	1	271	19.5	19.4	0.331	0.339	0.120	0.123	
ANT 9	Hotspot	DFT-s-OFDM 11/2 BPSK	Mode B	5	Edge Left	657202	3858.03	135	69	19.5	19.2	0.370	0.396	0.134	0.144	
ANT 4	Head	DFT-s-OFDM 11/2 BPSK	Mode A	0	Left Cheek	657202	3858.03	1	271	21.9	21.2	0.258	0.303	0.097	0.114	
ANT 4	Head	DFT-s-OFDM 11/2 BPSK	Mode A	0	Left Cheek	657202	3858.03	135	69	21.9	21.1	0.190	0.228	0.072	0.087	
ANT 4	Head	DFT-s-OFDM 11/2 BPSK	Mode A	0	Left Tilt	657202	3858.03	1	271	21.9	21.2	0.203	0.239	0.083	0.098	
ANT 4	Head	DFT-s-OFDM 11/2 BPSK	Mode A	0	Left Tilt	657202	3858.03	135	69	21.9	21.1	0.149	0.179	0.059	0.071	
ANT 4	Head	DFT-s-OFDM 11/2 BPSK	Mode A	0	Right Cheek	657202	3858.03	1	271	21.9	21.2	0.100	0.117	0.041	0.048	
ANT 4	Head	DFT-s-OFDM 11/2 BPSK	Mode A	0	Right Cheek	657202	3858.03	135	69	21.9	21.1	0.076	0.091	0.032	0.038	
ANT 4	Head	DFT-s-OFDM 11/2 BPSK	Mode A	0	Right Tilt	657202	3858.03	1	271	21.9	21.2	0.081	0.095	0.035	0.041	
ANT 4	Head	DFT-s-OFDM 11/2 BPSK	Mode A	0	Right Tilt	657202	3858.03	135	69	21.9	21.1	0.052	0.063	0.022	0.026	
ANT 4	Body & Hotspot	DFT-s-OFDM 11/2 BPSK	Mode B	5	Back	657202	3858.03	1	271	21.1	20.1	0.509	0.641	0.173	0.218	
ANT 4	Body & Hotspot	DFT-s-OFDM 11/2 BPSK	Mode B	5	Back	657202	3858.03	135	69	21.1	20.1	0.564	0.710	0.185	0.233	
ANT 4	Body & Hotspot	DFT-s-OFDM 11/2 BPSK	Mode B	5	Front	657202	3858.03	1	271	21.1	20.1	0.139	0.175	0.054	0.068	
ANT 4	Body & Hotspot	DFT-s-OFDM 11/2 BPSK	Mode B	5	Front	657202	3858.03	135	69	21.1	20.1	0.105	0.132	0.041	0.052	
ANT 4	Hotspot	DFT-s-OFDM 11/2 BPSK	Mode B	5	Edge Top	657202	3858.03	1	271	21.1	20.1	0.077	0.097	0.034	0.043	
ANT 4	Hotspot	DFT-s-OFDM 11/2 BPSK	Mode B	5	Edge Top	657202	3858.03	135	69	21.1	20.1	0.073	0.092	0.032	0.040	
ANT 4	Hotspot	DFT-s-OFDM 11/2 BPSK	Mode B	5	Edge Right	657202	3858.03	1	271	21.1	20.1	0.263	0.331	0.106	0.133	
ANT 4	Hotspot	DFT-s-OFDM 11/2 BPSK	Mode B	5	Edge Right	657202	3858.03	135	69	21.1	20.1	0.220	0.277	0.092	0.116	

10.36. NR Band n77 PC2 & PC1.5 (100MHz Bandwidth)

From May 2017 TCB Workshop, SAR tests were performed using Power Class 3. SAR tests for Power Class 2 and Power Class 1.5 are performed using the highest SAR test configuration from Power Class 3 for each 5G NR (FR1) TDD configuration and exposure condition combination. Manufacturer/OEM declares operating duty cycle to be 100%, 50% and 25% for 5G NR (FR1) TDD Power Class 3, Power Class 2 and Power Class 1.5 respectively. These Duty cycles were used for all 5G NR (FR1) TDD Power Class 3, Power Class 2 and Power Class 1.5 SAR evaluations. Additional SAR testing for Power Class 2 and Power Class 1.5 is not required when:

- The reported SAR vs. output power can be linearly scaled with < 10% discrepancy between power classes and all reported SAR are < 1.4 W/kg

Reported SAR vs. Output Power linearly scaled

Block A

Antenna	RF Exposure Condition	Mode(s)	Power Mode(s)	FR1 n77 Block A PC2			FR1 n77 Block A PC1.5			FR1 n77 Block A PC3			Reported SAR (W/kg)	Linearly scaled	Linearly scaled	Testing Required	Linearly scaled	Linearly scaled	Testing Required
				Duty Cycle (%)	Max Output Power	Frame Avg Pwr (mW)	Duty Cycle (%)	Max Output Power	Frame Avg Pwr (mW)	Duty Cycle (%)	Max Output Power	Frame Avg Pwr (mW)		PC2	PC2	PC2	PC1.5	PC1.5	PC1.5
ANT 7	Head	QPSK	Mode A	50.0%	21.9	77.4	25.0%	24.9	77.3	100.0%	18.9	77.6	0.111	0.111	-0.1%	No	0.111	-0.1%	No
ANT 7	Body & Hotspot	QPSK	Mode B	50.0%	20.0	50.0	25.0%	23.0	49.9	100.0%	17.0	50.1	0.307	0.306	-0.3%	No	0.306	-0.3%	No
ANT 7	Hotspot	QPSK	Mode B	50.0%	20.0	50.0	25.0%	23.0	49.9	100.0%	17.0	50.1	0.641	0.639	-0.2%	No	0.638	-0.4%	No

Antenna	RF Exposure Condition	Mode(s)	Power Mode(s)	FR1 n77 Block A PC2			FR1 n77 Block A PC1.5			FR1 n77 Block A PC3			Reported SAR (W/kg)	Linearly scaled	Linearly scaled	Testing Required	Linearly scaled	Linearly scaled	Testing Required
				Duty Cycle (%)	Max Output Power	Frame Avg Pwr (mW)	Duty Cycle (%)	Max Output Power	Frame Avg Pwr (mW)	Duty Cycle (%)	Max Output Power	Frame Avg Pwr (mW)		PC2	PC2	PC2	PC1.5	PC1.5	PC1.5
ANT 8	Head	QPSK	Mode A	50.0%	23.0	99.8	25.0%	26.0	99.5	100.0%	20.0	100.0	0.743	0.741	-0.2%	No	0.739	-0.5%	No
ANT 8	Body & Hotspot	QPSK	Mode B	50.0%	21.2	65.9	25.0%	24.2	65.8	100.0%	18.2	66.1	0.511	0.510	-0.2%	No	0.509	-0.4%	No
ANT 8	Hotspot	QPSK	Mode B	50.0%	21.2	65.9	25.0%	24.2	65.8	100.0%	18.2	66.1	0.304	0.304	-0.1%	No	0.303	-0.4%	No

Antenna	RF Exposure Condition	Mode(s)	Power Mode(s)	FR1 n77 Block A PC2			FR1 n77 Block A PC1.5			FR1 n77 Block A PC3			Reported SAR (W/kg)	Linearly scaled	Linearly scaled	Testing Required	Linearly scaled	Linearly scaled	Testing Required
				Duty Cycle (%)	Max Output Power	Frame Avg Pwr (mW)	Duty Cycle (%)	Max Output Power	Frame Avg Pwr (mW)	Duty Cycle (%)	Max Output Power	Frame Avg Pwr (mW)		PC2	PC2	PC2	PC1.5	PC1.5	PC1.5
ANT 9	Head	QPSK	Mode A	50.0%	24.2	131.5	25.0%	27.2	131.2	100.0%	21.2	131.8	0.065	0.065	-0.7%	No	0.065	-0.7%	No
ANT 9	Body & Hotspot	QPSK	Mode B	50.0%	22.5	88.9	25.0%	25.5	88.7	100.0%	19.5	89.1	0.488	0.487	-0.2%	No	0.486	-0.4%	No
ANT 9	Hotspot	QPSK	Mode B	50.0%	22.5	88.9	25.0%	25.5	88.7	100.0%	19.5	89.1	0.762	0.760	-0.3%	No	0.758	-0.5%	No

Antenna	RF Exposure Condition	Mode(s)	Power Mode(s)	FR1 n77 Block A PC2			FR1 n77 Block A PC1.5			FR1 n77 Block A PC3			Reported SAR (W/kg)	Linearly scaled	Linearly scaled	Testing Required	Linearly scaled	Linearly scaled	Testing Required
				Duty Cycle (%)	Max Output Power	Frame Avg Pwr (mW)	Duty Cycle (%)	Max Output Power	Frame Avg Pwr (mW)	Duty Cycle (%)	Max Output Power	Frame Avg Pwr (mW)		PC2	PC2	PC2	PC1.5	PC1.5	PC1.5
ANT 4	Head	QPSK	Mode A	50.0%	24.9	154.5	25.0%	27.9	154.2	100.0%	21.9	154.9	0.328	0.327	-0.3%	No	0.326	-0.6%	No
ANT 4	Body & Hotspot	QPSK	Mode B	50.0%	24.1	128.5	25.0%	27.1	128.2	100.0%	21.1	128.8	0.209	0.208	-0.5%	No	0.208	-0.5%	No
ANT 4	Hotspot	QPSK	Mode B	50.0%	24.1	128.5	25.0%	27.1	128.2	100.0%	21.1	128.8	0.429	0.428	-0.2%	No	0.427	-0.4%	No

Block C

Antenna	RF Exposure Condition	Mode(s)	Power Mode(s)	FR1 n77 Block C PC2			FR1 n77 Block C PC1.5			FR1 n77 Block C PC3			Reported SAR (W/kg)	Linearly scaled	Linearly scaled	Testing Required	Linearly scaled	Linearly scaled	Testing Required
				Duty Cycle (%)	Max Output Power	Frame Avg Pwr (mW)	Duty Cycle (%)	Max Output Power	Frame Avg Pwr (mW)	Duty Cycle (%)	Max Output Power	Frame Avg Pwr (mW)		PC2	PC2	PC2	PC1.5	PC1.5	PC1.5
ANT 7	Head	QPSK	Mode A	50.0%	21.9	77.4	25.0%	24.9	77.3	100.0%	18.9	77.6	0.092	0.091	-0.7%	No	0.091	-0.7%	No
ANT 7	Body & Hotspot	QPSK	Mode B	50.0%	20.0	50.0	25.0%	23.0	49.9	100.0%	17.0	50.1	0.437	0.436	-0.3%	No	0.435	-0.6%	No
ANT 7	Hotspot	QPSK	Mode B	50.0%	20.0	50.0	25.0%	23.0	49.9	100.0%	17.0	50.1	0.604	0.603	-0.2%	No	0.601	-0.5%	No

Antenna	RF Exposure Condition	Mode(s)	Power Mode(s)	FR1 n77 Block C PC2			FR1 n77 Block C PC1.5			FR1 n77 Block C PC3			Reported SAR (W/kg)	Linearly scaled	Linearly scaled	Testing Required	Linearly scaled	Linearly scaled	Testing Required
				Duty Cycle (%)	Max Output Power	Frame Avg Pwr (mW)	Duty Cycle (%)	Max Output Power	Frame Avg Pwr (mW)	Duty Cycle (%)	Max Output Power	Frame Avg Pwr (mW)		PC2	PC2	PC2	PC1.5	PC1.5	PC1.5
ANT 8	Head	QPSK	Mode A	50.0%	23.0	99.8	25.0%	26.0	99.5	100.0%	20.0	100.0	0.336	0.335	-0.4%	No	0.335	-0.4%	No
ANT 8	Body & Hotspot	QPSK	Mode B	50.0%	21.2	65.9	25.0%	24.2	65.8	100.0%	18.2	66.1	0.971	0.968	-0.3%	No	0.966	-0.5%	No
ANT 8	Hotspot	QPSK	Mode B	50.0%	21.2	65.9	25.0%	24.2	65.8	100.0%	18.2	66.1	0.233	0.232	-0.4%	No	0.232	-0.4%	No

Antenna	RF Exposure Condition	Mode(s)	Power Mode(s)	FR1 n77 Block C PC2			FR1 n77 Block C PC1.5			FR1 n77 Block C PC3			Reported SAR (W/kg)	Linearly scaled	Linearly scaled	Testing Required	Linearly scaled	Linearly scaled	Testing Required
				Duty Cycle (%)	Max Output Power	Frame Avg Pwr (mW)	Duty Cycle (%)	Max Output Power	Frame Avg Pwr (mW)	Duty Cycle (%)	Max Output Power	Frame Avg Pwr (mW)		PC2	PC2	PC2	PC1.5	PC1.5	PC1.5
ANT 9	Head	QPSK	Mode A	50.0%	24.2	131.5	25.0%	27.2	131.2	100.0%	21.2	131.8	0.060	0.060	0.0%	No	0.060	0.0%	No
ANT 9	Body & Hotspot	QPSK	Mode B	50.0%	22.5	88.9	25.0%	25.5	88.7	100.0%	19.5	89.1	0.339	0.338	-0.2%	No	0.337	-0.5%	No
ANT 9	Hotspot	QPSK	Mode B	50.0%	22.5	88.9	25.0%	25.5	88.7	100.0%	19.5	89.1	0.396	0.395	-0.4%	No	0.395	-0.4%	No

Antenna	RF Exposure Condition	Mode(s)	Power Mode(s)	FR1 n77 Block C PC2			FR1 n77 Block C PC1.5			FR1 n77 Block C PC3			Reported SAR (W/kg)	Linearly scaled	Linearly scaled	Testing Required	Linearly scaled	Linearly scaled	Testing Required
				Duty Cycle (%)	Max Output Power	Frame Avg Pwr (mW)	Duty Cycle (%)	Max Output Power	Frame Avg Pwr (mW)	Duty Cycle (%)	Max Output Power	Frame Avg Pwr (mW)		PC2	PC2	PC2	PC1.5	PC1.5	PC1.5
ANT 4	Head	QPSK	Mode A	50.0%	24.9	154.5	25.0%	27.9	154.2	100.0%	21.9	154.9	0.303	0.302	-0.4%	No	0.302	-0.4%	No
ANT 4	Body & Hotspot	QPSK	Mode B	50.0%	24.1	128.5	25.0%	27.1	128.2	100.0%	21.1	128.8	0.710	0.708	-0.3%	No	0.707	-0.4%	No
ANT 4	Hotspot	QPSK	Mode B	50.0%	24.1	128.5	25.0%	27.1	128.2	100.0%	21.1	128.8	0.331	0.330	-0.3%	No	0.330	-0.3%	No

Conclusion:
 SAR test for Power Class 2 and Power Class 1.5 is not required because the PC3 reported SAR <1.4 W/kg and PC2 and PC1.5 reported SAR vs. output power linearly scaled <10%.

10.37. Wi-Fi 2.4 GHz(DTS Band)

When the 802.11b reported SAR of the highest measured maximum output power channel is ≤ 0.8 W/kg, no further SAR testing is required. If SAR is > 0.8 W/kg and ≤ 1.2 W/kg, SAR is required for the next highest measured output power channel. Finally, if SAR is > 1.2 W/kg, SAR is required for the third channel.

SAR testing is not required for OFDM mode(s) when the highest reported SAR for DSSS is adjusted by the ratio of OFDM to DSSS specified maximum output power and the adjusted SAR is ≤ 1.2 W/kg.

Antenna(s)	RF Exposure Condition	Mode(s)	Power Mode(s)	Dist. (mm)	Test Position(s)	Channel	Freq. (MHz)	Duty Cycle (%)	Area Scan Max. SAR (W/kg)	Max Output Pwr (dBm)	Meas. (dBm)	1-g Meas. (W/kg)	1-g Scaled (W/kg)	10-g Meas. (W/kg)	10-g Scaled (W/kg)	Plot No.
ANT 3	Head	802.11b	Power State 1 Mode A	0	Left Cheek	11	2462	99.91%	0.161	21.25	19.40	0.169	0.259	0.094	0.144	
ANT 3	Head	802.11b	Power State 1 Mode A	0	Left Tilt	11	2462	99.91%	0.082	21.25	19.40					
ANT 3	Head	802.11b	Power State 1 Mode A	0	Right Cheek	11	2462	99.91%	0.107	21.25	19.40					
ANT 3	Head	802.11b	Power State 1 Mode A	0	Right Tilt	11	2462	99.91%	0.107	21.25	19.40					
ANT 3	Body & Hotspot	802.11b	Power State 1 Mode B	5	Back	11	2462	99.91%	0.461	20.00	18.60	0.462	0.638	0.239	0.330	
ANT 3	Body & Hotspot	802.11b	Power State 1 Mode B	5	Front	11	2462	99.91%	0.446	20.00	18.60	0.442	0.611	0.226	0.312	
ANT 3	Hotspot	802.11b	Power State 1 Mode B	5	Edge Bottom	11	2462	99.91%	0.146	20.00	18.60					
ANT 3	Hotspot	802.11b	Power State 1 Mode B	5	Edge Left	6	2437	99.91%	0.629	20.00	18.40	0.749	1.084	0.343	0.496	84
ANT 3	Hotspot	802.11b	Power State 1 Mode B	5	Edge Left	11	2462	99.91%	0.612	20.00	18.60	0.651	0.899	0.296	0.409	
Antenna(s)	RF Exposure Condition	Mode(s)	Power Mode(s)	Dist. (mm)	Test Position(s)	Channel	Freq. (MHz)	Duty Cycle (%)	Area Scan Max. SAR (W/kg)	Max Output Pwr (dBm)	Meas. (dBm)	1-g Meas. (W/kg)	1-g Scaled (W/kg)	10-g Meas. (W/kg)	10-g Scaled (W/kg)	Plot No.
ANT 4	Head	802.11b	Power State 1 Mode A	0	Left Cheek	6	2437	99.91%	0.657	20.50	18.50	0.639	1.014	0.349	0.554	85
ANT 4	Head	802.11b	Power State 1 Mode A	0	Left Cheek	11	2462	99.91%	0.552	20.50	18.50	0.551	0.874	0.284	0.451	
ANT 4	Head	802.11b	Power State 1 Mode A	0	Left Tilt	6	2437	99.91%	0.450	20.50	18.50	0.443	0.703	0.227	0.360	
ANT 4	Head	802.11b	Power State 1 Mode A	0	Right Cheek	6	2437	99.91%	0.235	20.50	18.50					
ANT 4	Head	802.11b	Power State 1 Mode A	0	Right Tilt	6	2437	99.91%	0.166	20.50	18.50					
ANT 4	Body & Hotspot	802.11b	Power State 1 Mode B	5	Back	6	2437	99.91%	0.517	20.25	18.25	0.495	0.785	0.266	0.422	86
ANT 4	Body & Hotspot	802.11b	Power State 1 Mode B	5	Front	6	2437	99.91%	0.258	20.25	18.25	0.280	0.444	0.142	0.225	
ANT 4	Hotspot	802.11b	Power State 1 Mode B	5	Edge Top	6	2437	99.91%	0.088	20.25	18.25					
ANT 4	Hotspot	802.11b	Power State 1 Mode B	5	Edge Right	6	2437	99.91%	0.617	20.25	18.25	0.654	1.037	0.296	0.470	
ANT 4	Hotspot	802.11b	Power State 1 Mode B	5	Edge Right	11	2462	99.91%	0.533	20.25	18.25	0.530	0.841	0.240	0.381	
Antenna(s)	RF Exposure Condition	Mode(s)	Power Mode(s)	Dist. (mm)	Test Position(s)	Channel	Freq. (MHz)	Duty Cycle (%)	Area Scan Max. SAR (W/kg)	Max Output Pwr (dBm)	Meas. (dBm)	1-g Meas. (W/kg)	1-g Scaled (W/kg)	10-g Meas. (W/kg)	10-g Scaled (W/kg)	Plot No.
ANT 3	Head	802.11b	Power State 4 Mode A	0	Left Cheek	6	2437	99.91%	0.048	17.25	15.30	0.051	0.080	0.029	0.045	
ANT 3	Body & Hotspot	802.11b	Power State 4 Mode B	5	Back	6	2437	99.91%	0.178	16.00	14.60	0.176	0.243	0.091	0.126	
ANT 3	Hotspot	802.11b	Power State 4 Mode B	5	Edge Left	6	2437	99.91%	0.209	16.00	14.60	0.217	0.300	0.100	0.138	
Antenna(s)	RF Exposure Condition	Mode(s)	Power Mode(s)	Dist. (mm)	Test Position(s)	Channel	Freq. (MHz)	Duty Cycle (%)	Area Scan Max. SAR (W/kg)	Max Output Pwr (dBm)	Meas. (dBm)	1-g Meas. (W/kg)	1-g Scaled (W/kg)	10-g Meas. (W/kg)	10-g Scaled (W/kg)	Plot No.
ANT 4	Head	802.11b	Power State 4 Mode A	0	Left Cheek	6	2437	99.91%	0.211	16.50	14.50	0.216	0.343	0.111	0.176	
ANT 4	Head	802.11b	Power State 4 Mode A	0	Left Tilt	6	2437	99.91%	0.131	16.50	14.50	0.079	0.125	0.045	0.071	
ANT 4	Body & Hotspot	802.11b	Power State 4 Mode B	5	Back	6	2437	99.91%	0.167	16.25	14.25	0.175	0.278	0.094	0.149	
ANT 4	Hotspot	802.11b	Power State 4 Mode B	5	Edge Right	6	2437	99.91%	0.243	16.25	14.25	0.244	0.387	0.110	0.174	

Antenna(s)	RF Exposure Condition	Mode(s)	Power Mode(s)	Dist. (mm)	Test Position(s)	Channel	Freq. (MHz)	Duty Cycle (%)	Area Scan Max. SAR (W/kg)	Max Output Pwr (dBm)	Meas. (dBm)	1-g Meas. (W/kg)	1-g Scaled (W/kg)	10-g Meas. (W/kg)	10-g Scaled (W/kg)	Plot No.
ANT 3	Head	802.11b	Power State 5 Mode A	0	Left Cheek	11	2462	99.91%	0.161	20.75	19.40	0.169	0.231	0.094	0.128	
ANT 3	Head	802.11b	Power State 5 Mode A	0	Left Tilt	11	2462	99.91%	0.082	20.75	19.40					
ANT 3	Head	802.11b	Power State 5 Mode A	0	Right Cheek	11	2462	99.91%	0.107	20.75	19.40					
ANT 3	Head	802.11b	Power State 5 Mode A	0	Right Tilt	11	2462	99.91%	0.107	20.75	19.40					
ANT 3	Body & Hotspot	802.11b	Power State 5 Mode B	5	Back	11	2462	99.91%	0.461	19.50	18.60	0.462	0.569	0.239	0.294	
ANT 3	Body & Hotspot	802.11b	Power State 5 Mode B	5	Front	11	2462	99.91%	0.446	19.50	18.60	0.442	0.544	0.226	0.278	
ANT 3	Hotspot	802.11b	Power State 5 Mode B	5	Edge Bottom	11	2462	99.91%	0.146	19.50	18.60					
ANT 3	Hotspot	802.11b	Power State 5 Mode B	5	Edge Left	6	2437	99.91%	0.629	19.50	18.40	0.749	0.966	0.343	0.442	
ANT 3	Hotspot	802.11b	Power State 5 Mode B	5	Edge Left	11	2462	99.91%	0.612	19.50	18.60	0.651	0.802	0.296	0.364	
ANT 4	Head	802.11b	Power State 5 Mode A	0	Left Cheek	6	2437	99.91%	0.657	20.00	18.50	0.639	0.903	0.349	0.493	
ANT 4	Head	802.11b	Power State 5 Mode A	0	Left Cheek	11	2462	99.91%	0.552	20.00	18.50	0.551	0.779	0.284	0.402	
ANT 4	Head	802.11b	Power State 5 Mode A	0	Left Tilt	6	2437	99.91%	0.450	20.00	18.50	0.443	0.626	0.227	0.321	
ANT 4	Head	802.11b	Power State 5 Mode A	0	Right Cheek	6	2437	99.91%	0.235	20.00	18.50					
ANT 4	Head	802.11b	Power State 5 Mode A	0	Right Tilt	6	2437	99.91%	0.166	20.00	18.50					
ANT 4	Body & Hotspot	802.11b	Power State 5 Mode B	5	Back	6	2437	99.91%	0.517	19.75	18.25	0.495	0.700	0.266	0.376	
ANT 4	Body & Hotspot	802.11b	Power State 5 Mode B	5	Front	6	2437	99.91%	0.258	19.75	18.25	0.280	0.396	0.142	0.201	
ANT 4	Hotspot	802.11b	Power State 5 Mode B	5	Edge Top	6	2437	99.91%	0.088	19.75	18.25					
ANT 4	Hotspot	802.11b	Power State 5 Mode B	5	Edge Right	6	2437	99.91%	0.617	19.75	18.25	0.654	0.925	0.296	0.418	
ANT 4	Hotspot	802.11b	Power State 5 Mode B	5	Edge Right	11	2462	99.91%	0.533	19.75	18.25	0.530	0.749	0.240	0.339	
ANT 3	Head	802.11b	Power State 6 Mode A	0	Left Cheek	6	2437	99.91%	0.048	16.25	15.30	0.051	0.064	0.029	0.036	
ANT 3	Body & Hotspot	802.11b	Power State 6 Mode B	5	Back	6	2437	99.91%	0.178	15.00	14.60	0.176	0.193	0.091	0.100	
ANT 3	Hotspot	802.11b	Power State 6 Mode B	5	Edge Left	6	2437	99.91%	0.209	15.00	14.60	0.217	0.238	0.100	0.110	
ANT 4	Head	802.11b	Power State 6 Mode A	0	Left Cheek	6	2437	99.91%	0.211	15.50	14.50	0.216	0.272	0.111	0.140	
ANT 4	Head	802.11b	Power State 6 Mode A	0	Left Tilt	6	2437	99.91%	0.131	15.50	14.50	0.079	0.100	0.045	0.057	
ANT 4	Body & Hotspot	802.11b	Power State 6 Mode B	5	Back	6	2437	99.91%	0.167	15.25	14.25	0.175	0.221	0.094	0.118	
ANT 4	Hotspot	802.11b	Power State 6 Mode B	5	Edge Right	6	2437	99.91%	0.243	15.25	14.25	0.244	0.307	0.110	0.139	

Notes:

Power State 2 and 3 maximum output power same as Power State 1
 SAR Testing on Power Mode 4/6 was performed on the worst-case position for each Exposure Condition derived from Power State 1. Additional positions were run according to KDB 248227 D01.

10.38. Wi-Fi 5 GHz (U-NII 1-3 Bands)

UNII-1 &2A

When the specified maximum output power is the same for both UNII band 1 and UNII band 2A, begin SAR measurement in UNII band 2A; and if the highest reported SAR for UNII band 2A is

- ≤ 1.2 W/kg, SAR is not required for UNII band 1
- > 1.2 W/kg, both bands should be tested independently for SAR.

Antenna(s)	RF Exposure Condition	Mode(s)	Power Mode(s)	Dist. (mm)	Test Position(s)	Channel	Freq. (MHz)	Duty Cycle (%)	Area Scan Max. SAR (W/kg)	Max Output Pwr (dBm)	Meas. (dBm)	1-g Meas. (W/kg)	1-g Scaled (W/kg)	10-g Meas. (W/kg)	10-g Scaled (W/kg)	Plot No.
ANT 5	Head	802.11n (HT40)	Power State 1 Mode A	0	Left Cheek	46	5230	97.82%	0.012	18.75	17.18	0.000	0.000	0.000	0.000	
ANT 5	Head	802.11n (HT40)	Power State 1 Mode A	0	Left Tilt	46	5230	97.82%	0.005	18.75	17.18					
ANT 5	Head	802.11n (HT40)	Power State 1 Mode A	0	Right Cheek	46	5230	97.82%	0.009	18.75	17.18					
ANT 5	Head	802.11n (HT40)	Power State 1 Mode A	0	Right Tilt	46	5230	97.82%	0.005	18.75	17.18					
ANT 5	Body & Hotspot	802.11ac (VHT80)	Power State 1 Mode B	5	Back	42	5210	93.98%	0.436	16.50	14.75	0.639	1.017	0.166	0.264	
ANT 5	Body & Hotspot	802.11ac (VHT80)	Power State 1 Mode B	5	Front	42	5210	93.98%	0.051	16.50	14.75	0.035	0.056	0.009	0.014	
ANT 5	Hotspot	802.11ac (VHT80)	Power State 1 Mode B	5	Edge Bottom	42	5210	93.98%	0.077	16.50	14.75					
ANT 5	Hotspot	802.11ac (VHT80)	Power State 1 Mode B	5	Edge Left	42	5210	93.98%	0.121	16.50	14.75	0.124	0.197	0.044	0.070	
ANT 6	Body & Hotspot	802.11ac (VHT80)	Power State 1 Mode B	5	Back	42	5210	93.98%	0.665	15.50	14.40	0.832	1.140	0.267	0.366	87
ANT 6	Body & Hotspot	802.11ac (VHT80)	Power State 1 Mode B	5	Front	42	5210	93.98%	0.040	15.50	14.40	0.032	0.044	0.008	0.011	
ANT 6	Hotspot	802.11ac (VHT80)	Power State 1 Mode B	5	Edge Top	42	5210	93.98%	0.032	15.50	14.40					
ANT 6	Hotspot	802.11ac (VHT80)	Power State 1 Mode B	5	Edge Left	42	5210	93.98%	0.168	15.50	14.40	0.129	0.177	0.044	0.060	
ANT 5	Head	802.11ac (VHT80)	Power State 4 Mode A	0	Left Cheek	42	5210	93.98%	0.007	14.75	13.30	0.000	0.000	0.000	0.000	
ANT 5	Body & Hotspot	802.11ac (VHT80)	Power State 4 Mode B	5	Back	42	5210	93.98%	0.200	12.50	11.10	0.238	0.350	0.055	0.081	
ANT 6	Body & Hotspot	802.11ac (VHT80)	Power State 4 Mode B	5	Back	42	5210	93.98%	0.262	11.50	10.25	0.287	0.407	0.087	0.123	
ANT 6	Body & Hotspot	802.11ac (VHT80)	Power State 4 Mode B	5	Front	42	5210	93.98%	0.005	11.50	10.25	0.045	0.064	0.021	0.030	
ANT 6	Hotspot	802.11ac (VHT80)	Power State 4 Mode B	5	Edge Left	42	5210	93.98%	0.071	11.50	10.25	0.068	0.096	0.018	0.026	
ANT 5	Head	802.11n (HT40)	Power State 5 Mode A	0	Left Cheek	46	5230	97.82%	0.012	18.25	17.18	0.000	0.000	0.000	0.000	
ANT 5	Head	802.11n (HT40)	Power State 5 Mode A	0	Left Tilt	46	5230	97.82%	0.005	18.25	17.18					
ANT 5	Head	802.11n (HT40)	Power State 5 Mode A	0	Right Cheek	46	5230	97.82%	0.009	18.25	17.18					
ANT 5	Head	802.11n (HT40)	Power State 5 Mode A	0	Right Tilt	46	5230	97.82%	0.005	18.25	17.18					
ANT 5	Body & Hotspot	802.11ac (VHT80)	Power State 5 Mode B	5	Back	42	5210	93.98%	0.436	16.00	14.75	0.639	0.907	0.166	0.236	
ANT 5	Body & Hotspot	802.11ac (VHT80)	Power State 5 Mode B	5	Front	42	5210	93.98%	0.051	16.00	14.75	0.035	0.050	0.009	0.013	
ANT 5	Hotspot	802.11ac (VHT80)	Power State 5 Mode B	5	Edge Bottom	42	5210	93.98%	0.077	16.00	14.75					
ANT 5	Hotspot	802.11ac (VHT80)	Power State 5 Mode B	5	Edge Left	42	5210	93.98%	0.121	16.00	14.75	0.124	0.176	0.044	0.062	
ANT 6	Body & Hotspot	802.11ac (VHT80)	Power State 5 Mode B	5	Back	42	5210	93.98%	0.665	15.00	14.40	0.832	1.016	0.267	0.326	
ANT 6	Body & Hotspot	802.11ac (VHT80)	Power State 5 Mode B	5	Front	42	5210	93.98%	0.040	15.00	14.40	0.032	0.039	0.008	0.010	
ANT 6	Hotspot	802.11ac (VHT80)	Power State 5 Mode B	5	Edge Top	42	5210	93.98%	0.032	15.00	14.40					
ANT 6	Hotspot	802.11ac (VHT80)	Power State 5 Mode B	5	Edge Left	42	5210	93.98%	0.168	15.00	14.40	0.129	0.158	0.044	0.054	
ANT 5	Head	802.11ac (VHT80)	Power State 6 Mode A	0	Left Cheek	42	5210	93.98%	0.007	13.75	13.30	0.000	0.000	0.000	0.000	
ANT 5	Body & Hotspot	802.11ac (VHT80)	Power State 6 Mode B	5	Back	42	5210	93.98%	0.200	11.50	11.10	0.238	0.278	0.055	0.064	
ANT 6	Body & Hotspot	802.11ac (VHT80)	Power State 6 Mode B	5	Back	42	5210	93.98%	0.262	10.50	10.25	0.287	0.323	0.087	0.098	
ANT 6	Body & Hotspot	802.11ac (VHT80)	Power State 6 Mode B	5	Front	42	5210	93.98%	0.005	10.50	10.25	0.045	0.051	0.021	0.024	
ANT 6	Hotspot	802.11ac (VHT80)	Power State 6 Mode B	5	Edge Left	42	5210	93.98%	0.071	10.50	10.25	0.068	0.077	0.018	0.020	

Antenna(s)	RF Exposure Condition	Mode(s)	Power Mode(s)	Dist. (mm)	Test Position(s)	Channel	Freq. (MHz)	Duty Cycle (%)	Area Scan Max. SAR (W/kg)	Max Output Pwr (dBm)	Meas. (dBm)	1-g Meas. (W/kg)	1-g Scaled (W/kg)	10-g Meas. (W/kg)	10-g Scaled (W/kg)	Plot No.
ANT 6	Head	802.11n (HT40)	Power State 1 Mode A	0	Left Cheek	54	5270	97.82%	0.090	21.00	19.00					
ANT 6	Head	802.11n (HT40)	Power State 1 Mode A	0	Left Tilt	54	5270	97.82%	0.085	21.00	19.00					
ANT 6	Head	802.11n (HT40)	Power State 1 Mode A	0	Right Cheek	54	5270	97.82%	0.255	21.00	19.00	0.276	0.447	0.085	0.138	88
ANT 6	Head	802.11n (HT40)	Power State 1 Mode A	0	Right Tilt	62	5310	97.82%	0.095	21.00	19.00	0.075	0.122	0.014	0.023	
Antenna(s)	RF Exposure Condition	Mode(s)	Power Mode(s)	Dist. (mm)	Test Position(s)	Channel	Freq. (MHz)	Duty Cycle (%)	Area Scan Max. SAR (W/kg)	Max Output Pwr (dBm)	Meas. (dBm)	1-g Meas. (W/kg)	1-g Scaled (W/kg)	10-g Meas. (W/kg)	10-g Scaled (W/kg)	Plot No.
ANT 6	Head	802.11n (HT40)	Power State 4 Mode A	0	Right Cheek	54	5270	97.82%	0.133	17.50	16.10	0.142	0.200	0.039	0.055	
Antenna(s)	RF Exposure Condition	Mode(s)	Power Mode(s)	Dist. (mm)	Test Position(s)	Channel	Freq. (MHz)	Duty Cycle (%)	Area Scan Max. SAR (W/kg)	Max Output Pwr (dBm)	Meas. (dBm)	1-g Meas. (W/kg)	1-g Scaled (W/kg)	10-g Meas. (W/kg)	10-g Scaled (W/kg)	Plot No.
ANT 6	Head	802.11n (HT40)	Power State 5 Mode A	0	Left Cheek	54	5270	97.82%	0.090	21.00	19.00					
ANT 6	Head	802.11n (HT40)	Power State 5 Mode A	0	Left Tilt	54	5270	97.82%	0.085	21.00	19.00					
ANT 6	Head	802.11n (HT40)	Power State 5 Mode A	0	Right Cheek	54	5270	97.82%	0.255	21.00	19.00	0.276	0.447	0.085	0.138	
ANT 6	Head	802.11n (HT40)	Power State 5 Mode A	0	Right Tilt	62	5310	97.82%	0.095	21.00	19.00	0.075	0.122	0.014	0.023	
Antenna(s)	RF Exposure Condition	Mode(s)	Power Mode(s)	Dist. (mm)	Test Position(s)	Channel	Freq. (MHz)	Duty Cycle (%)	Area Scan Max. SAR (W/kg)	Max Output Pwr (dBm)	Meas. (dBm)	1-g Meas. (W/kg)	1-g Scaled (W/kg)	10-g Meas. (W/kg)	10-g Scaled (W/kg)	Plot No.
ANT 6	Head	802.11ac (VHT80)	Power State 6 Mode A	0	Right Cheek	58	5290	92.54%	0.134	16.50	16.10	0.144	0.171	0.039	0.046	

Notes:

Power State 2 and 3 maximum output power same as Power State 1
 SAR Testing on Power Mode 4/6 was performed on the worst-case position for each Exposure Condition derived from Power State 1. Additional positions were run according to KDB 248227 D01.

UNII-2C

Antenna(s)	RF Exposure Condition	Mode(s)	Power Mode(s)	Dist. (mm)	Test Position(s)	Channel	Freq. (MHz)	Duty Cycle (%)	Area Scan Max. SAR (W/kg)	Max Output Pwr (dBm)	Meas. (dBm)	1-g Meas. (W/kg)	1-g Scaled (W/kg)	10-g Meas. (W/kg)	10-g Scaled (W/kg)	Plot No.
ANT 5	Head	802.11ac (VHT80)	Power State 1 Mode A	0	Left Cheek	122	5610	93.98%	0.013	18.25	17.18	0.005	0.007	0.000	0.000	
ANT 5	Head	802.11ac (VHT80)	Power State 1 Mode A	0	Left Tilt	122	5610	93.98%	0.007	18.25	17.18					
ANT 5	Head	802.11ac (VHT80)	Power State 1 Mode A	0	Right Cheek	122	5610	93.98%	0.003	18.25	17.18					
ANT 5	Head	802.11ac (VHT80)	Power State 1 Mode A	0	Right Tilt	122	5610	93.98%	0.002	18.25	17.18					
ANT 5	Body & Hotspot	802.11ac (VHT80)	Power State 1 Mode B	5	Back	106	5530	93.98%	0.708	16.00	14.70	0.794	1.140	0.203	0.291	
ANT 5	Body & Hotspot	802.11ac (VHT80)	Power State 1 Mode B	5	Back	122	5610	93.98%	0.572	16.00	14.44	0.676	1.030	0.177	0.270	
ANT 5	Body & Hotspot	802.11ac (VHT80)	Power State 1 Mode B	5	Front	106	5530	93.98%	0.026	16.00	14.70	0.029	0.042	0.012	0.017	
ANT 5	Body & Hotspot	802.11ac (VHT80)	Power State 1 Mode B	5	Front	122	5610	93.98%	0.025	16.00	14.44					
ANT 5	Hotspot	802.11ac (VHT80)	Power State 1 Mode B	5	Edge Bottom	122	5610	93.98%	0.074	16.00	14.44					
ANT 5	Hotspot	802.11ac (VHT80)	Power State 1 Mode B	5	Edge Left	122	5610	93.98%	0.138	16.00	14.44	0.161	0.245	0.055	0.084	
ANT 6	Head	802.11ac (VHT80)	Power State 1 Mode A	0	Left Cheek	122	5610	93.98%	0.108	21.00	19.06					
ANT 6	Head	802.11ac (VHT80)	Power State 1 Mode A	0	Left Tilt	122	5610	93.98%	0.112	21.00	19.06					
ANT 6	Head	802.11ac (VHT80)	Power State 1 Mode A	0	Right Cheek	122	5610	93.98%	0.543	21.00	19.06	0.537	0.893	0.186	0.309	89
ANT 6	Head	802.11ac (VHT80)	Power State 1 Mode A	0	Right Tilt	122	5610	93.98%	0.326	21.00	19.06	0.336	0.559	0.103	0.171	
ANT 6	Body & Hotspot	802.11ac (VHT160)	Power State 1 Mode B	5	Back	114	5570	92.54%	0.728	14.00	13.47	0.941	1.149	0.268	0.327	90
ANT 6	Body & Hotspot	802.11ac (VHT160)	Power State 1 Mode B	5	Front	114	5570	92.54%	0.057	14.00	13.47	0.057	0.070	0.016	0.020	
ANT 6	Hotspot	802.11ac (VHT160)	Power State 1 Mode B	5	Edge Top	114	5570	92.54%	0.050	14.00	13.47					
ANT 6	Hotspot	802.11ac (VHT160)	Power State 1 Mode B	5	Edge Left	114	5570	92.54%	0.245	14.00	13.47	0.301	0.367	0.091	0.111	
ANT 5	Head	802.11ac (VHT160)	Power State 4 Mode A	0	Left Cheek	114	5570	92.54%	0.009	14.25	12.85	0.002	0.003	0.001	0.001	
ANT 5	Body & Hotspot	802.11ac (VHT160)	Power State 4 Mode B	5	Back	114	5570	92.54%	0.202	12.00	10.50	0.260	0.397	0.060	0.092	
ANT 6	Head	802.11ac (VHT80)	Power State 4 Mode A	0	Right Cheek	138	5690	93.98%	0.284	18.25	17.05	0.282	0.396	0.095	0.133	
ANT 6	Body & Hotspot	802.11ac (VHT160)	Power State 4 Mode B	5	Back	114	5570	92.54%	0.273	10.00	9.41	0.359	0.444	0.104	0.129	
ANT 6	Body & Hotspot	802.11ac (VHT160)	Power State 4 Mode B	5	Front	114	5570	92.54%	0.014	10.00	9.41	0.010	0.012	0.000	0.000	
ANT 6	Hotspot	802.11ac (VHT160)	Power State 4 Mode B	5	Edge Left	114	5570	92.54%	0.033	10.00	9.41	0.027	0.033	0.002	0.002	
ANT 5	Head	802.11ac (VHT80)	Power State 5 Mode A	0	Left Cheek	122	5610	93.98%	0.013	17.75	17.18	0.005	0.006	0.000	0.000	
ANT 5	Head	802.11ac (VHT80)	Power State 5 Mode A	0	Left Tilt	122	5610	93.98%	0.007	17.75	17.18					
ANT 5	Head	802.11ac (VHT80)	Power State 5 Mode A	0	Right Cheek	122	5610	93.98%	0.003	17.75	17.18					
ANT 5	Head	802.11ac (VHT80)	Power State 5 Mode A	0	Right Tilt	122	5610	93.98%	0.002	17.75	17.18					
ANT 5	Body & Hotspot	802.11ac (VHT160)	Power State 5 Mode B	5	Back	114	5570	92.54%	0.456	15.50	13.80	0.586	0.937	0.132	0.211	
ANT 5	Body & Hotspot	802.11ac (VHT160)	Power State 5 Mode B	5	Front	114	5570	92.54%	0.019	15.50	13.80	0.012	0.019	0.002	0.003	
ANT 5	Hotspot	802.11ac (VHT160)	Power State 5 Mode B	5	Edge Bottom	114	5570	92.54%	0.070	15.50	13.80					
ANT 5	Hotspot	802.11ac (VHT160)	Power State 5 Mode B	5	Edge Left	114	5570	92.54%	0.095	15.50	13.80	0.100	0.160	0.031	0.050	
ANT 6	Head	802.11ac (VHT80)	Power State 5 Mode A	0	Left Cheek	122	5610	93.98%	0.108	21.00	19.06					
ANT 6	Head	802.11ac (VHT80)	Power State 5 Mode A	0	Left Tilt	122	5610	93.98%	0.112	21.00	19.06					
ANT 6	Head	802.11ac (VHT80)	Power State 5 Mode A	0	Right Cheek	122	5610	93.98%	0.543	21.00	19.06	0.537	0.893	0.186	0.309	
ANT 6	Head	802.11ac (VHT80)	Power State 5 Mode A	0	Right Tilt	122	5610	93.98%	0.326	21.00	19.06	0.336	0.559	0.103	0.171	
ANT 6	Body & Hotspot	802.11ac (VHT160)	Power State 5 Mode B	5	Back	114	5570	92.54%	0.728	13.50	13.47	0.941	1.024	0.268	0.292	
ANT 6	Body & Hotspot	802.11ac (VHT160)	Power State 5 Mode B	5	Front	114	5570	92.54%	0.057	13.50	13.47	0.057	0.062	0.016	0.017	
ANT 6	Hotspot	802.11ac (VHT160)	Power State 5 Mode B	5	Edge Top	114	5570	92.54%	0.050	13.50	13.47					
ANT 6	Hotspot	802.11ac (VHT160)	Power State 5 Mode B	5	Edge Left	114	5570	92.54%	0.245	13.50	13.47	0.301	0.328	0.091	0.099	
ANT 5	Head	802.11ac (VHT160)	Power State 6 Mode A	0	Left Cheek	114	5570	92.54%	0.009	13.25	12.85	0.002	0.002	0.001	0.001	
ANT 5	Body & Hotspot	802.11ac (VHT160)	Power State 6 Mode B	5	Back	114	5570	92.54%	0.202	11.00	10.50	0.260	0.315	0.060	0.073	
ANT 6	Head	802.11ac (VHT80)	Power State 6 Mode A	0	Right Cheek	138	5690	93.98%	0.284	17.25	17.05	0.282	0.314	0.095	0.106	
ANT 6	Body & Hotspot	802.11ac (VHT160)	Power State 6 Mode B	5	Back	114	5570	92.54%	0.243	9.00	8.60	0.280	0.332	0.081	0.096	

Notes:

Power State 2 and 3 maximum output power same as Power State 1
 SAR Testing on Power Mode 4/6 was performed on the worst-case position for each Exposure Condition derived from Power State 1. Additional positions were run according to KDB 248227 D01.

UNII-3

Antenna(s)	RF Exposure Condition	Mode(s)	Power Mode(s)	Dist. (mm)	Test Position(s)	Channel	Freq. (MHz)	Duty Cycle (%)	Area Scan Max. SAR (W/kg)	Max Output Pwr (dBm)	Meas. (dBm)	1-g Meas. (W/kg)	1-g Scaled (W/kg)	10-g Meas. (W/kg)	10-g Scaled (W/kg)	Plot No.
ANT 5	Head	802.11ac (VHT80)	Power State 1 Mode A	0	Left Cheek	155	5775	93.98%	0.007	18.00	16.76					
ANT 5	Head	802.11ac (VHT80)	Power State 1 Mode A	0	Left Tilt	155	5775	93.98%	0.009	18.00	16.76	0.000	0.000	0.000	0.000	
ANT 5	Head	802.11ac (VHT80)	Power State 1 Mode A	0	Right Cheek	155	5775	93.98%	0.008	18.00	16.76					
ANT 5	Head	802.11ac (VHT80)	Power State 1 Mode A	0	Right Tilt	155	5775	93.98%	0.007	18.00	16.76					
ANT 5	Body & Hotspot	802.11ac (VHT80)	Power State 1 Mode B	5	Back	155	5775	93.98%	0.373	15.00	13.50	0.678	1.019	0.167	0.251	
ANT 5	Body & Hotspot	802.11ac (VHT80)	Power State 1 Mode B	5	Front	155	5775	93.98%	0.034	15.00	13.50	0.028	0.042	0.008	0.012	
ANT 5	Hotspot	802.11ac (VHT80)	Power State 1 Mode B	5	Edge Bottom	155	5775	93.98%	0.071	15.00	13.50					
ANT 5	Hotspot	802.11ac (VHT80)	Power State 1 Mode B	5	Edge Left	155	5775	93.98%	0.097	15.00	13.50	0.091	0.137	0.032	0.048	
ANT 6	Head	802.11ac (VHT80)	Power State 1 Mode A	0	Left Cheek	155	5775	93.98%	0.144	21.00	19.07					
ANT 6	Head	802.11ac (VHT80)	Power State 1 Mode A	0	Left Tilt	155	5775	93.98%	0.132	21.00	19.07					
ANT 6	Head	802.11ac (VHT80)	Power State 1 Mode A	0	Right Cheek	155	5775	93.98%	0.429	21.00	19.07	0.493	0.818	0.155	0.257	91
ANT 6	Head	802.11ac (VHT80)	Power State 1 Mode A	0	Right Tilt	155	5775	93.98%	0.215	21.00	19.07	0.236	0.392	0.074	0.123	
ANT 6	Body & Hotspot	802.11ac (VHT80)	Power State 1 Mode B	5	Back	155	5775	93.98%	0.669	15.25	13.99	0.808	1.149	0.242	0.344	92
ANT 6	Body & Hotspot	802.11ac (VHT80)	Power State 1 Mode B	5	Front	155	5775	93.98%	0.058	15.25	13.99	0.082	0.117	0.029	0.041	
ANT 6	Hotspot	802.11ac (VHT80)	Power State 1 Mode B	5	Edge Top	155	5775	93.98%	0.044	15.25	13.99					
ANT 6	Hotspot	802.11ac (VHT80)	Power State 1 Mode B	5	Edge Left	155	5775	93.98%	0.190	15.25	13.99	0.203	0.289	0.064	0.091	
ANT 5	Head	802.11ac (VHT80)	Power State 4 Mode A	0	Left Tilt	155	5775	93.98%	0.006	14.00	12.50	0.000	0.000	0.000	0.000	
ANT 5	Body & Hotspot	802.11ac (VHT80)	Power State 4 Mode B	5	Back	155	5775	93.98%	0.157	11.00	9.50	0.234	0.352	0.055	0.083	
ANT 6	Head	802.11ac (VHT80)	Power State 4 Mode A	0	Right Cheek	155	5775	93.98%	0.262	17.50	16.25	0.270	0.383	0.089	0.126	
ANT 6	Head	802.11ac (VHT80)	Power State 4 Mode A	0	Right Tilt	155	5775	93.98%	0.163	17.50	16.25	0.189	0.268	0.058	0.082	
ANT 6	Body & Hotspot	802.11ac (VHT80)	Power State 4 Mode B	5	Back	155	5775	93.98%	0.244	11.25	10.00	0.320	0.454	0.091	0.129	
ANT 6	Body & Hotspot	802.11ac (VHT80)	Power State 4 Mode B	5	Front	155	5775	93.98%	0.052	11.25	10.00	0.030	0.043	0.008	0.011	
ANT 6	Hotspot	802.11ac (VHT80)	Power State 4 Mode B	5	Edge Left	155	5775	93.98%	0.090	11.25	10.00	0.097	0.138	0.024	0.034	
ANT 5	Head	802.11ac (VHT80)	Power State 5 Mode A	0	Left Cheek	155	5775	93.98%	0.007	17.50	16.76					
ANT 5	Head	802.11ac (VHT80)	Power State 5 Mode A	0	Left Tilt	155	5775	93.98%	0.009	17.50	16.76	0.000	0.000	0.000	0.000	
ANT 5	Head	802.11ac (VHT80)	Power State 5 Mode A	0	Right Cheek	155	5775	93.98%	0.008	17.50	16.76					
ANT 5	Head	802.11ac (VHT80)	Power State 5 Mode A	0	Right Tilt	155	5775	93.98%	0.007	17.50	16.76					
ANT 5	Body & Hotspot	802.11ac (VHT80)	Power State 5 Mode B	5	Back	155	5775	93.98%	0.373	14.50	13.50	0.678	0.908	0.167	0.224	
ANT 5	Body & Hotspot	802.11ac (VHT80)	Power State 5 Mode B	5	Front	155	5775	93.98%	0.034	14.50	13.50	0.028	0.038	0.008	0.011	
ANT 5	Hotspot	802.11ac (VHT80)	Power State 5 Mode B	5	Edge Bottom	155	5775	93.98%	0.071	14.50	13.50					
ANT 5	Hotspot	802.11ac (VHT80)	Power State 5 Mode B	5	Edge Left	155	5775	93.98%	0.097	14.50	13.50	0.091	0.122	0.032	0.043	
ANT 6	Head	802.11ac (VHT80)	Power State 5 Mode A	0	Left Cheek	155	5775	93.98%	0.144	21.00	19.07					
ANT 6	Head	802.11ac (VHT80)	Power State 5 Mode A	0	Left Tilt	155	5775	93.98%	0.132	21.00	19.07					
ANT 6	Head	802.11ac (VHT80)	Power State 5 Mode A	0	Right Cheek	155	5775	93.98%	0.429	21.00	19.07	0.493	0.818	0.155	0.257	
ANT 6	Head	802.11ac (VHT80)	Power State 5 Mode A	0	Right Tilt	155	5775	93.98%	0.215	21.00	19.07	0.236	0.392	0.074	0.123	
ANT 6	Body & Hotspot	802.11ac (VHT80)	Power State 5 Mode B	5	Back	155	5775	93.98%	0.669	14.75	13.99	0.808	1.024	0.242	0.307	
ANT 6	Body & Hotspot	802.11ac (VHT80)	Power State 5 Mode B	5	Front	155	5775	93.98%	0.058	14.75	13.99	0.082	0.104	0.029	0.037	
ANT 6	Hotspot	802.11ac (VHT80)	Power State 5 Mode B	5	Edge Top	155	5775	93.98%	0.044	14.75	13.99					
ANT 6	Hotspot	802.11ac (VHT80)	Power State 5 Mode B	5	Edge Left	155	5775	93.98%	0.190	14.75	13.99	0.203	0.257	0.064	0.081	
ANT 5	Head	802.11ac (VHT80)	Power State 6 Mode A	0	Left Tilt	155	5775	93.98%	0.006	13.00	12.50	0.000	0.000	0.000	0.000	
ANT 5	Body & Hotspot	802.11ac (VHT80)	Power State 6 Mode B	5	Back	155	5775	93.98%	0.157	10.00	9.50	0.234	0.279	0.055	0.066	
ANT 6	Head	802.11ac (VHT80)	Power State 6 Mode A	0	Right Cheek	155	5775	93.98%	0.262	16.50	16.25	0.270	0.304	0.089	0.100	
ANT 6	Head	802.11ac (VHT80)	Power State 6 Mode A	0	Right Tilt	155	5775	93.98%	0.163	16.50	16.25	0.189	0.213	0.058	0.065	
ANT 6	Body & Hotspot	802.11ac (VHT80)	Power State 6 Mode B	5	Back	155	5775	93.98%	0.244	10.25	10.00	0.320	0.361	0.091	0.103	
ANT 6	Body & Hotspot	802.11ac (VHT80)	Power State 6 Mode B	5	Front	155	5775	93.98%	0.052	10.25	10.00	0.030	0.034	0.008	0.009	
ANT 6	Hotspot	802.11ac (VHT80)	Power State 6 Mode B	5	Edge Left	155	5775	93.98%	0.090	10.25	10.00	0.097	0.109	0.024	0.027	

Notes:

Power State 2 and 3 maximum output power same as Power State 1
 SAR Testing on Power Mode 4/6 was performed on the worst-case position for each Exposure Condition derived from Power State 1. Additional positions were run according to KDB 248227 D01.

10.39. Wi-Fi 6 GHz (U-NII 5-8 Bands)

UNII-5

Antenna(s)	RF Exposure Condition	Mode(s)	Power Mode(s)	Dist. (mm)	Test Position(s)	Channel	Freq. (MHz)	Duty Cycle (%)	Area Scan Max. SAR (W/kg)	Max Output Pwr (dBm)	Meas. (dBm)	1-g Meas. (W/kg)	1-g Scaled (W/kg)	10-g Meas. (W/kg)	10-g Scaled (W/kg)	APD Meas. (W/m2)	APD Scaled (W/m2)	Pilot No.
ANT 5	Head	802.11ax (HE160)	Power State 1 Mode A	0	Left Cheek	47	6185	97.88%	0.003	11.25	9.90	0.001	0.001	0.001	0.001	0.005	0.007	
ANT 5	Head	802.11ax (HE160)	Power State 1 Mode A	0	Left Tilt	47	6185	97.88%	0.001	11.25	9.90							
ANT 5	Head	802.11ax (HE160)	Power State 1 Mode A	0	Right Cheek	47	6185	97.88%	0.003	11.25	9.90							
ANT 5	Head	802.11ax (HE160)	Power State 1 Mode A	0	Right Tilt	47	6185	97.88%	0.001	11.25	9.90							
ANT 5	Body-worn & Extremity	802.11ax (HE160)	Power State 1 Mode B	5	Back	47	6185	97.88%	0.205	11.25	9.90	0.275	0.383	0.078	0.109	1.560	2.175	
ANT 5	Body-worn & Extremity	802.11ax (HE160)	Power State 1 Mode B	5	Front	47	6185	97.88%	0.000	11.25	9.90							
ANT 5	Body-worn & Extremity	802.11ax (HE160)	Power State 1 Mode B	5	Edge Bottom	47	6185	97.88%	0.000	11.25	9.90							
ANT 5	Body-worn & Extremity	802.11ax (HE160)	Power State 1 Mode B	5	Edge Left	47	6185	97.88%	0.027	11.25	9.90	0.062	0.086	0.022	0.031	0.436	0.608	
ANT 6	Head	802.11ax (HE160)	Power State 1 Mode A	0	Left Cheek	47	6185	97.88%	0.003	10.00	8.83							
ANT 6	Head	802.11ax (HE160)	Power State 1 Mode A	0	Left Tilt	47	6185	97.88%	0.011	10.00	8.83							
ANT 6	Head	802.11ax (HE160)	Power State 1 Mode A	0	Right Cheek	47	6185	97.88%	0.011	10.00	8.83	0.025	0.033	0.007	0.009	0.130	0.174	93
ANT 6	Head	802.11ax (HE160)	Power State 1 Mode A	0	Right Tilt	47	6185	97.88%	0.002	10.00	8.83							
ANT 6	Body-worn & Extremity	802.11ax (HE160)	Power State 1 Mode B	5	Back	47	6185	97.88%	0.229	10.00	8.83	0.312	0.417	0.089	0.119	1.780	2.381	94
ANT 6	Body-worn & Extremity	802.11ax (HE160)	Power State 1 Mode B	5	Front	47	6185	97.88%	0.008	10.00	8.83							
ANT 6	Body-worn & Extremity	802.11ax (HE160)	Power State 1 Mode B	5	Edge Top	47	6185	97.88%	0.006	10.00	8.83							
ANT 6	Body-worn & Extremity	802.11ax (HE160)	Power State 1 Mode B	5	Edge Left	47	6185	97.88%	0.061	10.00	8.83	0.079	0.106	0.032	0.043	0.649	0.868	
ANT 5	Head	802.11ax (HE160)	Power State 4 Mode A	0	Left Cheek	79	6345	97.88%	0.004	9.75	7.90	0.000	0.000	0.002	0.003	0.006	0.009	
ANT 5	Body-worn & Extremity	802.11ax (HE160)	Power State 4 Mode B	5	Back	47	6185	97.88%	0.162	9.75	7.90	0.197	0.308	0.047	0.074	1.110	1.736	
ANT 6	Head	802.11ax (HE160)	Power State 4 Mode A	0	Right Cheek	47	6185	97.88%	0.004	8.50	7.50	0.016	0.021	0.003	0.004	0.079	0.102	
ANT 6	Body-worn & Extremity	802.11ax (HE160)	Power State 4 Mode B	5	Back	47	6185	97.88%	0.156	8.50	7.50	0.209	0.269	0.049	0.063	1.160	1.492	
ANT 5	Head	802.11ax (HE160)	Power State 5 Mode A	0	Left Cheek	47	6185	97.88%	0.003	10.75	9.90	0.001	0.001	0.001	0.001	0.005	0.006	
ANT 5	Head	802.11ax (HE160)	Power State 5 Mode A	0	Left Tilt	47	6185	97.88%	0.001	10.75	9.90							
ANT 5	Head	802.11ax (HE160)	Power State 5 Mode A	0	Right Cheek	47	6185	97.88%	0.003	10.75	9.90							
ANT 5	Head	802.11ax (HE160)	Power State 5 Mode A	0	Right Tilt	47	6185	97.88%	0.001	10.75	9.90							
ANT 5	Body-worn & Extremity	802.11ax (HE160)	Power State 5 Mode B	5	Back	47	6185	97.88%	0.205	10.75	9.90	0.275	0.342	0.078	0.097	1.560	1.938	
ANT 5	Body-worn & Extremity	802.11ax (HE160)	Power State 5 Mode B	5	Front	47	6185	97.88%	0.000	10.75	9.90							
ANT 5	Body-worn & Extremity	802.11ax (HE160)	Power State 5 Mode B	5	Edge Bottom	47	6185	97.88%	0.000	10.75	9.90							
ANT 5	Body-worn & Extremity	802.11ax (HE160)	Power State 5 Mode B	5	Edge Left	47	6185	97.88%	0.027	10.75	9.90	0.062	0.077	0.022	0.027	0.436	0.542	
ANT 6	Head	802.11ax (HE160)	Power State 5 Mode A	0	Left Cheek	47	6185	97.88%	0.003	9.50	8.83							
ANT 6	Head	802.11ax (HE160)	Power State 5 Mode A	0	Left Tilt	47	6185	97.88%	0.011	9.50	8.83							
ANT 6	Head	802.11ax (HE160)	Power State 5 Mode A	0	Right Cheek	47	6185	97.88%	0.011	9.50	8.83	0.025	0.030	0.007	0.008	0.130	0.155	
ANT 6	Head	802.11ax (HE160)	Power State 5 Mode A	0	Right Tilt	47	6185	97.88%	0.002	9.50	8.83							
ANT 6	Body-worn & Extremity	802.11ax (HE160)	Power State 5 Mode B	5	Back	47	6185	97.88%	0.229	9.50	8.83	0.312	0.372	0.089	0.106	1.780	2.122	
ANT 6	Body-worn & Extremity	802.11ax (HE160)	Power State 5 Mode B	5	Front	47	6185	97.88%	0.008	9.50	8.83							
ANT 6	Body-worn & Extremity	802.11ax (HE160)	Power State 5 Mode B	5	Edge Top	47	6185	97.88%	0.006	9.50	8.83							
ANT 6	Body-worn & Extremity	802.11ax (HE160)	Power State 5 Mode B	5	Edge Left	47	6185	97.88%	0.061	9.50	8.83							
ANT 5	Head	802.11ax (HE160)	Power State 6 Mode A	0	Left Cheek	79	6345	97.88%	0.004	8.75	7.90	0.000	0.000	0.002	0.002	0.006	0.007	
ANT 5	Body-worn & Extremity	802.11ax (HE160)	Power State 6 Mode B	5	Back	47	6185	97.88%	0.162	8.75	7.90	0.197	0.245	0.047	0.058	1.110	1.379	
ANT 6	Head	802.11ax (HE160)	Power State 6 Mode A	0	Right Cheek	47	6185	97.88%	0.004	7.50	7.50	0.016	0.016	0.003	0.003	0.079	0.081	
ANT 6	Body-worn & Extremity	802.11ax (HE160)	Power State 6 Mode B	5	Back	47	6185	97.88%	0.156	7.50	7.50	0.209	0.214	0.049	0.050	1.160	1.185	

Note(s):

To comply with KDB 941225 D07 v01r02 and KDB 648474 D04 v01r03, 1-g SAR testing was performed on the higher Maximum Output Power between SP and LPI power at a separation distance of 5 mm to exclude 10-g SAR for all non-Head exposure conditions where the transmitter distance to surface is within 25 mm. Thus, Body-worn and Extremity were amalgamated into one exposure condition using 1-g SAR at 5 mm to confirm compliance. 1-g SAR on the higher Maximum Output Power between SP and LPI power, at a separation distance of 5 mm, is a more conservative representation than 10-g SAR at 0 mm. Therefore, SAR Testing for VLP is covered.

UNII-6

Antenna(s)	RF Exposure Condition	Mode(s)	Power Mode(s)	Dist. (mm)	Test Position(s)	Channel	Freq. (MHz)	Duty Cycle (%)	Area Scan Max. SAR (W/kg)	Max Output Pwr (dBm)	Meas. (dBm)	1-g Meas. (W/kg)	1-g Scaled (W/kg)	10-g Meas. (W/kg)	10-g Scaled (W/kg)	APD Meas. (W/m2)	APD Scaled (W/m2)	Plot No.
ANT 5	Head	802.11ax (HE160)	Power State 1 Mode A	0	Left Cheek	111	6505	97.88%	0.011	10.25	8.75	0.000	0.000	0.000	0.000	0.000	0.000	
ANT 5	Head	802.11ax (HE160)	Power State 1 Mode A	0	Left Tilt	111	6505	97.88%	0.000	10.25	8.75							
ANT 5	Head	802.11ax (HE160)	Power State 1 Mode A	0	Right Cheek	111	6505	97.88%	0.000	10.25	8.75							
ANT 5	Head	802.11ax (HE160)	Power State 1 Mode A	0	Right Tilt	111	6505	97.88%	0.000	10.25	8.75							
ANT 5	Body-worn & Extremity	802.11ax (HE160)	Power State 1 Mode B	5	Back	111	6505	97.88%	0.156	10.25	8.75	0.193	0.279	0.055	0.079	1.110	1.602	
ANT 5	Body-worn & Extremity	802.11ax (HE160)	Power State 1 Mode B	5	Front	111	6505	97.88%	0.007	10.25	8.75							
ANT 5	Body-worn & Extremity	802.11ax (HE160)	Power State 1 Mode B	5	Edge Bottom	111	6505	97.88%	0.002	10.25	8.75							
ANT 5	Body-worn & Extremity	802.11ax (HE160)	Power State 1 Mode B	5	Edge Left	111	6505	97.88%	0.037	10.25	8.75							
ANT 6	Head	802.11ax (HE160)	Power State 1 Mode A	0	Left Cheek	111	6505	97.88%	0.004	8.75	7.25							
ANT 6	Head	802.11ax (HE160)	Power State 1 Mode A	0	Left Tilt	111	6505	97.88%	0.009	8.75	7.25							
ANT 6	Head	802.11ax (HE160)	Power State 1 Mode A	0	Right Cheek	111	6505	97.88%	0.036	8.75	7.25	0.032	0.046	0.011	0.016	0.221	0.319	95
ANT 6	Head	802.11ax (HE160)	Power State 1 Mode A	0	Right Tilt	111	6505	97.88%	0.014	8.75	7.25							
ANT 6	Body-worn & Extremity	802.11ax (HE160)	Power State 1 Mode B	5	Back	111	6505	97.88%	0.213	8.75	7.25	0.254	0.367	0.078	0.113	1.560	2.251	96
ANT 6	Body-worn & Extremity	802.11ax (HE160)	Power State 1 Mode B	5	Front	111	6505	97.88%	0.016	8.75	7.25							
ANT 6	Body-worn & Extremity	802.11ax (HE160)	Power State 1 Mode B	5	Edge Top	111	6505	97.88%	0.029	8.75	7.25							
ANT 6	Body-worn & Extremity	802.11ax (HE160)	Power State 1 Mode B	5	Edge Left	111	6505	97.88%	0.072	8.75	7.25							
ANT 5	Body-worn & Extremity	802.11ax (HE160)	Power State 4 Mode B	5	Back	111	6505	97.88%	0.110	8.75	6.75	0.143	0.232	0.034	0.055	0.790	1.279	
ANT 6	Head	802.11ax (HE160)	Power State 4 Mode A	0	Right Cheek	111	6505	97.88%	0.065	7.25	5.88	0.017	0.024	0.009	0.013	0.146	0.204	
ANT 6	Body-worn & Extremity	802.11ax (HE160)	Power State 4 Mode B	5	Back	111	6505	97.88%	0.154	7.25	5.88	0.170	0.238	0.043	0.060	1.000	1.401	
ANT 5	Head	802.11ax (HE160)	Power State 5 Mode A	0	Left Cheek	111	6505	97.88%	0.011	9.75	8.75	0.000	0.000	0.000	0.000	0.000	0.000	
ANT 5	Head	802.11ax (HE160)	Power State 5 Mode A	0	Left Tilt	111	6505	97.88%	0.000	9.75	8.75							
ANT 5	Head	802.11ax (HE160)	Power State 5 Mode A	0	Right Cheek	111	6505	97.88%	0.000	9.75	8.75							
ANT 5	Head	802.11ax (HE160)	Power State 5 Mode A	0	Right Tilt	111	6505	97.88%	0.000	9.75	8.75							
ANT 5	Body-worn & Extremity	802.11ax (HE160)	Power State 5 Mode B	5	Back	111	6505	97.88%	0.156	9.75	8.75	0.193	0.248	0.055	0.071	1.110	1.428	
ANT 5	Body-worn & Extremity	802.11ax (HE160)	Power State 5 Mode B	5	Front	111	6505	97.88%	0.007	9.75	8.75							
ANT 5	Body-worn & Extremity	802.11ax (HE160)	Power State 5 Mode B	5	Edge Bottom	111	6505	97.88%	0.002	9.75	8.75							
ANT 5	Body-worn & Extremity	802.11ax (HE160)	Power State 5 Mode B	5	Edge Left	111	6505	97.88%	0.037	9.75	8.75							
ANT 6	Head	802.11ax (HE160)	Power State 5 Mode A	0	Left Cheek	111	6505	97.88%	0.004	8.25	7.25							
ANT 6	Head	802.11ax (HE160)	Power State 5 Mode A	0	Left Tilt	111	6505	97.88%	0.009	8.25	7.25							
ANT 6	Head	802.11ax (HE160)	Power State 5 Mode A	0	Right Cheek	111	6505	97.88%	0.036	8.25	7.25	0.032	0.041	0.011	0.014	0.221	0.284	
ANT 6	Head	802.11ax (HE160)	Power State 5 Mode A	0	Right Tilt	111	6505	97.88%	0.014	8.25	7.25							
ANT 6	Body-worn & Extremity	802.11ax (HE160)	Power State 5 Mode B	5	Back	111	6505	97.88%	0.213	8.25	7.25	0.254	0.327	0.078	0.100	1.560	2.006	
ANT 6	Body-worn & Extremity	802.11ax (HE160)	Power State 5 Mode B	5	Front	111	6505	97.88%	0.016	8.25	7.25							
ANT 6	Body-worn & Extremity	802.11ax (HE160)	Power State 5 Mode B	5	Edge Top	111	6505	97.88%	0.029	8.25	7.25							
ANT 6	Body-worn & Extremity	802.11ax (HE160)	Power State 5 Mode B	5	Edge Left	111	6505	97.88%	0.072	8.25	7.25							
ANT 5	Body-worn & Extremity	802.11ax (HE160)	Power State 6 Mode B	5	Back	111	6505	97.88%	0.110	7.75	6.75	0.143	0.184	0.034	0.044	0.790	1.016	
ANT 6	Head	802.11ax (HE160)	Power State 6 Mode A	0	Right Cheek	111	6505	97.88%	0.065	6.25	5.88	0.017	0.019	0.009	0.010	0.146	0.162	
ANT 6	Body-worn & Extremity	802.11ax (HE160)	Power State 6 Mode B	5	Back	111	6505	97.88%	0.154	6.25	5.88	0.170	0.189	0.043	0.048	1.000	1.113	

Note(s):

To comply with KDB 941225 D07 v01r02 and KDB 648474 D04 v01r03, 1-g SAR testing was performed on the higher Maximum Output Power between SP and LPI power at a separation distance of 5 mm to exclude 10-g SAR for all non-Head exposure conditions where the transmitter distance to surface is within 25 mm. Thus, Body-worn and Extremity were amalgamated into one exposure condition using 1-g SAR at 5 mm to confirm compliance. 1-g SAR on the higher Maximum Output Power between SP and LPI power, at a separation distance of 5 mm, is a more conservative representation than 10-g SAR at 0 mm. Therefore, SAR Testing for VLP is covered.

UNII-7

Antenna(s)	RF Exposure Condition	Mode(s)	Power Mode(s)	Dist. (mm)	Test Position(s)	Channel	Freq. (MHz)	Duty Cycle (%)	Area Scan Max. SAR (W/kg)	Max Output Pwr (dBm)	Meas. (dBm)	1-g Meas. (W/kg)	1-g Scaled (W/kg)	10-g Meas. (W/kg)	10-g Scaled (W/kg)	APD Meas. (W/m2)	APD Scaled (W/m2)	Plot No.
ANT 5	Head	802.11ax (HE160)	Power State 1 Mode A	0	Left Cheek	143	6665	97.88%	0.018	10.25	8.75	0.006	0.009	0.002	0.003	0.048	0.069	
ANT 5	Head	802.11ax (HE160)	Power State 1 Mode A	0	Left Tilt	143	6665	97.88%	0.009	10.25	8.75							
ANT 5	Head	802.11ax (HE160)	Power State 1 Mode A	0	Right Cheek	143	6665	97.88%	0.009	10.25	8.75							
ANT 5	Head	802.11ax (HE160)	Power State 1 Mode A	0	Right Tilt	143	6665	97.88%	0.009	10.25	8.75							
ANT 5	Body-worn & Extremity	802.11ax (HE160)	Power State 1 Mode B	5	Back	143	6665	97.88%	0.221	10.25	8.75	0.246	0.355	0.068	0.098	1.360	1.963	99
ANT 5	Body-worn & Extremity	802.11ax (HE160)	Power State 1 Mode B	5	Front	143	6665	97.88%	0.014	10.25	8.75							
ANT 5	Body-worn & Extremity	802.11ax (HE160)	Power State 1 Mode B	5	Edge Bottom	143	6665	97.88%	0.012	10.25	8.75							
ANT 5	Body-worn & Extremity	802.11ax (HE160)	Power State 1 Mode B	5	Edge Left	143	6665	97.88%	0.061	10.25	8.75							
ANT 6	Head	802.11ax (HEB0)	Power State 1 Mode A	0	Left Cheek	119	6545	98.87%	0.012	8.75	7.25							
ANT 6	Head	802.11ax (HEB0)	Power State 1 Mode A	0	Left Tilt	119	6545	98.87%	0.024	8.75	7.25	0.011	0.016	0.004	0.006	0.083	0.119	100
ANT 6	Head	802.11ax (HEB0)	Power State 1 Mode A	0	Right Cheek	119	6545	98.87%	0.018	8.75	7.25							
ANT 6	Head	802.11ax (HEB0)	Power State 1 Mode A	0	Right Tilt	119	6545	98.87%	0.007	8.75	7.25							
ANT 6	Body-worn & Extremity	802.11ax (HEB0)	Power State 1 Mode B	5	Back	119	6545	98.87%	0.213	8.75	7.25	0.246	0.351	0.068	0.097	1.390	1.986	
ANT 6	Body-worn & Extremity	802.11ax (HEB0)	Power State 1 Mode B	5	Front	119	6545	98.87%	0.000	8.75	7.25							
ANT 6	Body-worn & Extremity	802.11ax (HEB0)	Power State 1 Mode B	5	Edge Top	119	6545	98.87%	0.004	8.75	7.25							
ANT 6	Body-worn & Extremity	802.11ax (HEB0)	Power State 1 Mode B	5	Edge Left	119	6545	98.87%	0.001	8.75	7.25							
ANT 5	Head	802.11ax (HE160)	Power State 4 Mode A	0	Left Cheek	143	6665	97.88%	0.075	8.75	7.00	0.004	0.006	0.001	0.002	0.024	0.037	
ANT 5	Body-worn & Extremity	802.11ax (HE160)	Power State 4 Mode B	5	Back	143	6665	97.88%	0.133	8.75	7.00	0.173	0.264	0.040	0.061	0.954	1.458	
ANT 6	Head	802.11ax (HEB0)	Power State 4 Mode A	0	Left Tilt	119	6545	98.87%	0.013	7.25	6.05	0.002	0.003	0.002	0.003	0.022	0.029	
ANT 6	Body-worn & Extremity	802.11ax (HEB0)	Power State 4 Mode B	5	Back	119	6545	98.87%	0.149	7.25	6.05	0.200	0.267	0.041	0.055	0.989	1.319	
ANT 5	Head	802.11ax (HE160)	Power State 5 Mode A	0	Left Cheek	143	6665	97.88%	0.018	9.75	8.75	0.006	0.008	0.002	0.003	0.048	0.062	
ANT 5	Head	802.11ax (HE160)	Power State 5 Mode A	0	Left Tilt	143	6665	97.88%	0.009	9.75	8.75							
ANT 5	Head	802.11ax (HE160)	Power State 5 Mode A	0	Right Cheek	143	6665	97.88%	0.009	9.75	8.75							
ANT 5	Head	802.11ax (HE160)	Power State 5 Mode A	0	Right Tilt	143	6665	97.88%	0.009	9.75	8.75							
ANT 5	Body-worn & Extremity	802.11ax (HE160)	Power State 5 Mode B	5	Back	143	6665	97.88%	0.221	9.75	8.75	0.246	0.316	0.068	0.087	1.360	1.749	
ANT 5	Body-worn & Extremity	802.11ax (HE160)	Power State 5 Mode B	5	Front	143	6665	97.88%	0.014	9.75	8.75							
ANT 5	Body-worn & Extremity	802.11ax (HE160)	Power State 5 Mode B	5	Edge Bottom	143	6665	97.88%	0.012	9.75	8.75							
ANT 5	Body-worn & Extremity	802.11ax (HE160)	Power State 5 Mode B	5	Edge Left	143	6665	97.88%	0.061	9.75	8.75							
ANT 6	Head	802.11ax (HEB0)	Power State 5 Mode A	0	Left Cheek	119	6545	98.87%	0.004	8.25	7.25							
ANT 6	Head	802.11ax (HEB0)	Power State 5 Mode A	0	Left Tilt	119	6545	98.87%	0.003	8.25	7.25							
ANT 6	Head	802.11ax (HEB0)	Power State 5 Mode A	0	Right Cheek	119	6545	98.87%	0.006	8.25	7.25	0.021	0.027	0.005	0.006	0.097	0.124	
ANT 6	Head	802.11ax (HEB0)	Power State 5 Mode A	0	Right Tilt	119	6545	98.87%	0.000	8.25	7.25							
ANT 6	Body-worn & Extremity	802.11ax (HEB0)	Power State 5 Mode B	5	Back	119	6545	98.87%	0.213	8.25	7.25	0.246	0.313	0.068	0.087	1.390	1.770	
ANT 5	Head	802.11ax (HE160)	Power State 6 Mode A	0	Left Cheek	143	6665	97.88%	0.075	7.75	7.00	0.004	0.005	0.001	0.001	0.024	0.029	
ANT 5	Body-worn & Extremity	802.11ax (HE160)	Power State 6 Mode B	5	Back	143	6665	97.88%	0.133	7.75	7.00	0.173	0.210	0.040	0.049	0.954	1.158	
ANT 6	Head	802.11ax (HEB0)	Power State 6 Mode A	0	Right Cheek	119	6545	98.87%	0.003	6.25	6.05	0.000	0.000	0.000	0.000	0.001	0.001	
ANT 6	Body-worn & Extremity	802.11ax (HEB0)	Power State 6 Mode B	5	Back	119	6545	98.87%	0.149	6.25	6.05	0.200	0.212	0.041	0.043	0.989	1.047	

Note(s):

To comply with KDB 941225 D07 v01r02 and KDB 648474 D04 v01r03, 1-g SAR testing was performed on the higher Maximum Output Power between SP and LPI power at a separation distance of 5 mm to exclude 10-g SAR for all non-Head exposure conditions where the transmitter distance to surface is within 25 mm. Thus, Body-worn and Extremity were amalgamated into one exposure condition using 1-g SAR at 5 mm to confirm compliance. 1-g SAR on the higher Maximum Output Power between SP and LPI power, at a separation distance of 5 mm, is a more conservative representation than 10-g SAR at 0 mm. Therefore, SAR Testing for VLP is covered.

UNII-8

Antenna(s)	RF Exposure Condition	Mode(s)	Power Mode(s)	Dist. (mm)	Test Position(s)	Channel	Freq. (MHz)	Duty Cycle (%)	Area Scan Max. SAR (W/kg)	Max Output Pwr (dBm)	Meas. (dBm)	1-g Meas. (W/kg)	1-g Scaled (W/kg)	10-g Meas. (W/kg)	10-g Scaled (W/kg)	APD Meas. (W/m ²)	APD Scaled (W/m ²)	Plot No.
ANT 5	Head	802.11ax (HE160)	Power State 1 Mode A	0	Left Cheek	207	6985	97.88%	0.012	10.50	9.00	0.000	0.000	0.000	0.000	0.006	0.009	
ANT 5	Head	802.11ax (HE160)	Power State 1 Mode A	0	Left Tilt	207	6985	97.88%	0.000	10.50	9.00							
ANT 5	Head	802.11ax (HE160)	Power State 1 Mode A	0	Right Cheek	207	6985	97.88%	0.005	10.50	9.00							
ANT 5	Head	802.11ax (HE160)	Power State 1 Mode A	0	Right Tilt	207	6985	97.88%	0.000	10.50	9.00							
ANT 5	Body-worn & Extremity	802.11ax (HE160)	Power State 1 Mode B	5	Back	207	6985	97.88%	0.247	10.50	9.00	0.337	0.486	0.092	0.133	1.840	2.655	99
ANT 5	Body-worn & Extremity	802.11ax (HE160)	Power State 1 Mode B	5	Front	207	6985	97.88%	0.000	10.50	9.00							
ANT 5	Body-worn & Extremity	802.11ax (HE160)	Power State 1 Mode B	5	Edge Bottom	207	6985	97.88%	0.000	10.50	9.00							
ANT 5	Body-worn & Extremity	802.11ax (HE160)	Power State 1 Mode B	5	Edge Left	207	6985	97.88%	0.051	10.50	9.00	0.068	0.098	0.027	0.039	0.544	0.785	
ANT 6	Head	802.11ax (HE40)	Power State 1 Mode A	0	Left Cheek	187	6885	99.48%	0.021	8.00	6.90	0.009	0.012	0.004	0.005	0.066	0.085	100
ANT 6	Head	802.11ax (HE40)	Power State 1 Mode A	0	Left Tilt	187	6885	99.48%	0.015	8.00	6.90							
ANT 6	Head	802.11ax (HE40)	Power State 1 Mode A	0	Right Cheek	187	6885	99.48%	0.015	8.00	6.90							
ANT 6	Head	802.11ax (HE40)	Power State 1 Mode A	0	Right Tilt	187	6885	99.48%	0.015	8.00	6.90							
ANT 6	Body-worn & Extremity	802.11ax (HE40)	Power State 1 Mode B	5	Back	187	6885	99.48%	0.134	8.00	6.90	0.145	0.188	0.039	0.051	0.912	1.181	
ANT 6	Body-worn & Extremity	802.11ax (HE40)	Power State 1 Mode B	5	Front	187	6885	99.48%	0.021	8.00	6.90							
ANT 6	Body-worn & Extremity	802.11ax (HE40)	Power State 1 Mode B	5	Edge Top	187	6885	99.48%	0.016	8.00	6.90							
ANT 6	Body-worn & Extremity	802.11ax (HE40)	Power State 1 Mode B	5	Edge Left	187	6885	99.48%	0.028	8.00	6.90							
ANT 5	Head	802.11ax (HE160)	Power State 4 Mode A	0	Left Cheek	207	6985	97.88%	0.006	9.00	7.25	0.000	0.000	0.000	0.000	0.000	0.000	
ANT 5	Body-worn & Extremity	802.11ax (HE160)	Power State 4 Mode B	5	Back	207	6985	97.88%	0.213	9.00	7.25	0.235	0.359	0.055	0.084	1.300	1.987	
ANT 6	Head	802.11ax (HE40)	Power State 4 Mode A	0	Left Cheek	187	6885	99.48%	0.010	6.50	5.31	0.002	0.003	0.000	0.000	0.006	0.008	
ANT 6	Body-worn & Extremity	802.11ax (HE40)	Power State 4 Mode B	5	Back	187	6885	99.48%	0.094	6.50	5.31	0.107	0.141	0.029	0.038	0.673	0.890	
ANT 5	Head	802.11ax (HE160)	Power State 5 Mode A	0	Left Cheek	207	6985	97.88%	0.012	10.00	9.00	0.000	0.000	0.000	0.000	0.006	0.008	
ANT 5	Head	802.11ax (HE160)	Power State 5 Mode A	0	Left Tilt	207	6985	97.88%	0.000	10.00	9.00							
ANT 5	Head	802.11ax (HE160)	Power State 5 Mode A	0	Right Cheek	207	6985	97.88%	0.005	10.00	9.00							
ANT 5	Head	802.11ax (HE160)	Power State 5 Mode A	0	Right Tilt	207	6985	97.88%	0.000	10.00	9.00							
ANT 5	Body-worn & Extremity	802.11ax (HE160)	Power State 5 Mode B	5	Back	207	6985	97.88%	0.247	10.00	9.00	0.337	0.433	0.092	0.118	1.840	2.367	
ANT 5	Body-worn & Extremity	802.11ax (HE160)	Power State 5 Mode B	5	Front	207	6985	97.88%	0.000	10.00	9.00							
ANT 5	Body-worn & Extremity	802.11ax (HE160)	Power State 5 Mode B	5	Edge Bottom	207	6985	97.88%	0.000	10.00	9.00							
ANT 5	Body-worn & Extremity	802.11ax (HE160)	Power State 5 Mode B	5	Edge Left	207	6985	97.88%	0.051	10.00	9.00	0.068	0.087	0.027	0.035	0.544	0.700	
ANT 6	Head	802.11ax (HE40)	Power State 5 Mode A	0	Left Cheek	187	6885	99.48%	0.021	7.50	6.90	0.009	0.010	0.004	0.005	0.066	0.076	
ANT 6	Head	802.11ax (HE40)	Power State 5 Mode A	0	Left Tilt	187	6885	99.48%	0.015	7.50	6.90							
ANT 6	Head	802.11ax (HE40)	Power State 5 Mode A	0	Right Cheek	187	6885	99.48%	0.015	7.50	6.90							
ANT 6	Head	802.11ax (HE40)	Power State 5 Mode A	0	Right Tilt	187	6885	99.48%	0.015	7.50	6.90							
ANT 6	Body-worn & Extremity	802.11ax (HE40)	Power State 5 Mode B	5	Back	187	6885	99.48%	0.134	7.50	6.90	0.145	0.167	0.039	0.045	0.912	1.053	
ANT 6	Body-worn & Extremity	802.11ax (HE40)	Power State 5 Mode B	5	Front	187	6885	99.48%	0.021	7.50	6.90							
ANT 6	Body-worn & Extremity	802.11ax (HE40)	Power State 5 Mode B	5	Edge Top	187	6885	99.48%	0.016	7.50	6.90							
ANT 6	Body-worn & Extremity	802.11ax (HE40)	Power State 5 Mode B	5	Edge Left	187	6885	99.48%	0.028	7.50	6.90							
ANT 5	Head	802.11ax (HE160)	Power State 6 Mode A	0	Left Cheek	207	6985	97.88%	0.006	8.00	7.25	0.000	0.000	0.000	0.000	0.000	0.000	
ANT 5	Body-worn & Extremity	802.11ax (HE160)	Power State 6 Mode B	5	Back	207	6985	97.88%	0.213	8.00	7.25	0.235	0.285	0.055	0.067	1.300	1.579	
ANT 6	Head	802.11ax (HE40)	Power State 6 Mode A	0	Left Cheek	187	6885	99.48%	0.010	5.50	5.31	0.002	0.002	0.000	0.000	0.006	0.006	
ANT 6	Body-worn & Extremity	802.11ax (HE40)	Power State 6 Mode B	5	Back	187	6885	99.48%	0.094	5.50	5.31	0.107	0.112	0.029	0.030	0.673	0.707	

Note(s):

To comply with KDB 941225 D07 v01r02 and KDB 648474 D04 v01r03, 1-g SAR testing was performed on the higher Maximum Output Power between SP and LPI power at a separation distance of 5 mm to exclude 10-g SAR for all non-Head exposure conditions where the transmitter distance to surface is within 25 mm. Thus, Body-worn and Extremity were amalgamated into one exposure condition using 1-g SAR at 5 mm to confirm compliance. 1-g SAR on the higher Maximum Output Power between SP and LPI power, at a separation distance of 5 mm, is a more conservative representation than 10-g SAR at 0 mm. Therefore, SAR Testing for VLP is covered.

10.40. Wi-Fi 6 GHz (U-NII 5-8 Bands) Power Density

Per TCB workshop October 2018, 4 cm² averaging area is considered.

psPD value (mW/cm²) used the psPD_{tot+} avg value (W/m²) of test result plot.

Wi-Fi 6GHz Test Rationale:

- Following KDB 388624 D02 Pre-Approval Guidance List v18r05, Appendix OVER6G Step 4:
 - The process of steps 3.1 to 3.4 shall be repeated for at least five channels, at the channel center frequency, selected to cover uniformly the largest frequency ranges used in the device, between 5925 MHz and 7125 MHz, and consistent with KDB Publication 248227 test configuration provisions.
- Following KDB 248227 D01 802.11 Wi-Fi SAR v02r02, §4:
 - When the same maximum power is specified for multiple transmission modes in a frequency band, the largest channel bandwidth, lowest order modulation, lowest data rate and lowest order 802.11a/ax/be mode is used for SAR measurement, on the highest measured output power channel in the initial test configuration, for each frequency band.
- No channels that could transmit below 6GHz were selected for testing to use the PTP-PR Test Methodology.
- The initial test position for iPD was determined using the worst-case 1-g SAR, please refer to §10.39.

iPDn Investigation Results

RF Exposure Conditions	Transmitter	Power Mode	Test Position	U-NII Band	Ch No.	Freq. (MHz)	Mode	Duty Cycle (%)	TuPLimit (dBm)	Meas. (dBm)	Uncertainty Scaling Factor	Grid Step Size (λ)	Dist. (mm)	PD ₁	Meas. psPD ₁ (mW/cm ²)	Scaled psPD ₁ (mW/cm ²)	Grid Step Size (λ)	Dist. (mm)	PD ₂	Meas. psPD ₂ (mW/cm ²)	Scaled psPD ₂ (mW/cm ²)	Criterion 1: s-1	Criterion 2: 10% of Limit
Body & Hotspot	ANT 6	Power State 1	Rear	U-NII-5	47	6185.0	802.11ax (HE40)	93.86%	9.5	8.4	1.581	0.0410	2	3.310	2.330	4.745	0.2500	9.694	1.410	1.140	2.322	3.706	Continue to 2. Full Testing
Body & Hotspot	ANT 6	Power State 1	Rear	U-NII-8	187	6885.0	802.11ax (HE40)	93.86%	9.0	7.8	1.566	0.0410	2	4.26	3.580	7.391	0.2500	8.709	3.660	1.730	3.572	0.659	Continue to 2. Full Testing

Note(s):

MU scaling applied due to total uncertainty (1.52 dB, 41.9%) exceeds the 30% budget. Scaling applied for the amount exceeding the 30% budget (11.9%).

PTP-PR PD Results

RF Exposure Conditions	Transmitter	Power Mode	Test Position	U-NII Band	Ch No.	Freq. (MHz)	Mode	Duty Cycle (%)	TuPLimit (dBm)	Meas. (dBm)	Uncertainty Scaling Factor	Grid Step Size (λ)	Dist. (mm)	Meas. psPD ₁ (mW/cm ²)	Scaled psPD ₁ (mW/cm ²)	Meas. psPD ₂ (mW/cm ²)	Scaled psPD ₂ (mW/cm ²)	Plot No.
Body & Hotspot	ANT 5	Power State 1	Back	U-NII-5	15	6025.0	802.11ax (160 MHz)	97.88%	11.25	9.70	1.584	0.0410	2	0.232	0.525	0.305	0.690	
Body & Hotspot	ANT 5	Power State 1	Back	U-NII-5	47	6185.0	802.11ax (160 MHz)	97.88%	11.25	9.90	1.581	0.0410	2	0.261	0.563	0.318	0.686	
Body & Hotspot	ANT 5	Power State 1	Back	U-NII-6	111	6505.0	802.11ax (160 MHz)	97.88%	10.25	8.75	1.574	0.0410	2	0.205	0.456	0.261	0.580	
Body & Hotspot	ANT 5	Power State 1	Back	U-NII-7	143	6665.0	802.11ax (160 MHz)	97.88%	10.25	8.75	1.571	0.0410	2	0.253	0.561	0.313	0.694	114
Body & Hotspot	ANT 5	Power State 1	Back	U-NII-8	207	6985.0	802.11ax (160 MHz)	97.88%	10.50	9.00	1.564	0.0410	2	0.257	0.568	0.307	0.678	
Body & Hotspot	ANT 5	Power State 1	Front	U-NII-7	143	6665.0	802.11ax (160 MHz)	97.88%	10.25	8.75	1.571	0.0410	2	0.053	0.117	0.066	0.146	
Body & Hotspot	ANT 5	Power State 1	Edge Top	U-NII-7	143	6665.0	802.11ax (160 MHz)	97.88%	10.25	8.75	1.571	0.0410	2	0.010	0.022	0.010	0.022	
Body & Hotspot	ANT 5	Power State 1	Edge Right	U-NII-7	143	6665.0	802.11ax (160 MHz)	97.88%	10.25	8.75	1.571	0.0410	2	0.014	0.031	0.015	0.032	
Body & Hotspot	ANT 5	Power State 1	Edge Bottom	U-NII-7	143	6665.0	802.11ax (160 MHz)	97.88%	10.25	8.75	1.571	0.0410	2	0.048	0.107	0.053	0.117	
Body & Hotspot	ANT 5	Power State 1	Edge Left	U-NII-7	143	6665.0	802.11ax (160 MHz)	97.88%	10.25	8.75	1.571	0.0410	2	0.068	0.150	0.084	0.186	
Body & Hotspot	ANT 6	Power State 1	Back	U-NII-5	47	6185.0	802.11ax (160 MHz)	97.88%	10.00	8.83	1.581	0.0410	2	0.274	0.567	0.332	0.687	
Body & Hotspot	ANT 6	Power State 1	Back	U-NII-5	79	6345.0	802.11ax (160 MHz)	97.88%	10.00	8.75	1.577	0.0410	2	0.245	0.515	0.304	0.639	
Body & Hotspot	ANT 6	Power State 1	Back	U-NII-6	111	6505.0	802.11ax (160 MHz)	97.88%	8.75	7.25	1.574	0.0410	2	0.225	0.500	0.287	0.638	
Body & Hotspot	ANT 6	Power State 1	Back	U-NII-7	119	6545.0	802.11ax (80 MHz)	98.87%	8.75	7.25	1.573	0.0410	2	0.147	0.327	0.289	0.642	
Body & Hotspot	ANT 6	Power State 1	Back	U-NII-8	187	6885.0	802.11ax (40 MHz)	99.48%	8.00	6.90	1.566	0.0410	2	0.180	0.363	0.341	0.688	
Body & Hotspot	ANT 6	Power State 1	Front	U-NII-8	187	6885.0	802.11ax (40 MHz)	99.48%	8.00	6.90	1.566	0.0410	2	0.016	0.033	0.018	0.037	
Body & Hotspot	ANT 6	Power State 1	Edge Top	U-NII-8	187	6885.0	802.11ax (40 MHz)	99.48%	8.00	6.90	1.566	0.0410	2	0.062	0.125	0.072	0.146	
Body & Hotspot	ANT 6	Power State 1	Edge Right	U-NII-8	187	6885.0	802.11ax (40 MHz)	99.48%	8.00	6.90	1.566	0.0410	2	0.006	0.011	0.006	0.011	
Body & Hotspot	ANT 6	Power State 1	Edge Bottom	U-NII-8	187	6885.0	802.11ax (40 MHz)	99.48%	8.00	6.90	1.566	0.0410	2	0.011	0.023	0.012	0.023	
Body & Hotspot	ANT 6	Power State 1	Edge Left	U-NII-8	187	6885.0	802.11ax (40 MHz)	99.48%	8.00	6.90	1.566	0.0410	2	0.053	0.107	0.077	0.155	

Note(s):

MU scaling applied due to total uncertainty (1.52 dB, 41.9%) exceeds the 30% budget. Scaling applied for the amount exceeding the 30% budget (11.9%).
 Testing was performed at the most conservative Grid Step Size of 0.041 lambda.

10.41. Bluetooth 2.4GHz

Antenna(s)	RF Exposure Condition	Mode(s)	Power Mode(s)	Dist. (mm)	Test Position(s)	Channel	Freq. (MHz)	Max Output Pwr (dBm)	Meas. (dBm)	1-g Meas. (W/kg)	1-g Scaled (W/kg)	10-g Meas. (W/kg)	10-g Scaled (W/kg)	Plot No.
ANT 3	Head	GFSK (BDR)	PStandalone Mode A	0	Left Cheek	39	2441	20.0	19.4	0.088	0.102	0.051	0.059	
ANT 3	Head	GFSK (BDR)	PStandalone Mode A	0	Left Tilt	39	2441	20.0	19.4	0.047	0.054	0.026	0.030	
ANT 3	Head	GFSK (BDR)	PStandalone Mode A	0	Right Cheek	39	2441	20.0	19.4	0.062	0.072	0.035	0.041	
ANT 3	Head	GFSK (BDR)	PStandalone Mode A	0	Right Tilt	39	2441	20.0	19.4	0.075	0.087	0.036	0.042	
ANT 3	Body & Hotspot	GFSK (BDR)	PStandalone Mode B	5	Back	39	2441	20.0	19.4	0.440	0.510	0.223	0.258	
ANT 3	Body & Hotspot	GFSK (BDR)	PStandalone Mode B	5	Front	39	2441	20.0	19.4	0.377	0.437	0.195	0.226	
ANT 3	Hotspot	GFSK (BDR)	PStandalone Mode B	5	Edge Bottom	39	2441	20.0	19.4	0.167	0.194	0.082	0.095	
ANT 3	Hotspot	GFSK (BDR)	PStandalone Mode B	5	Edge Left	39	2441	20.0	19.4	0.524	0.607	0.247	0.286	101
Antenna(s)	RF Exposure Condition	Mode(s)	Power Mode(s)	Dist. (mm)	Test Position(s)	Channel	Freq. (MHz)	Max Output Pwr (dBm)	Meas. (dBm)	1-g Meas. (W/kg)	1-g Scaled (W/kg)	10-g Meas. (W/kg)	10-g Scaled (W/kg)	Plot No.
ANT 4	Head	GFSK (BDR)	PStandalone Mode A	0	Left Cheek	39	2441	20.0	18.6	0.341	0.476	0.133	0.186	102
ANT 4	Head	GFSK (BDR)	PStandalone Mode A	0	Left Tilt	39	2441	20.0	18.6	0.249	0.348	0.109	0.152	
ANT 4	Head	GFSK (BDR)	PStandalone Mode A	0	Right Cheek	39	2441	20.0	18.6	0.081	0.113	0.042	0.059	
ANT 4	Head	GFSK (BDR)	PStandalone Mode A	0	Right Tilt	39	2441	20.0	18.6	0.145	0.202	0.070	0.098	
ANT 4	Body & Hotspot	GFSK (BDR)	PStandalone Mode B	5	Back	39	2441	20.0	18.6	0.395	0.552	0.170	0.237	103
ANT 4	Body & Hotspot	GFSK (BDR)	PStandalone Mode B	5	Front	39	2441	20.0	18.6	0.182	0.254	0.076	0.106	
ANT 4	Hotspot	GFSK (BDR)	PStandalone Mode B	5	Edge Top	39	2441	20.0	18.6	0.142	0.198	0.069	0.096	
ANT 4	Hotspot	GFSK (BDR)	PStandalone Mode B	5	Edge Right	39	2441	20.0	18.6	0.033	0.046	0.015	0.021	
Antenna(s)	RF Exposure Condition	Mode(s)	Power Mode(s)	Dist. (mm)	Test Position(s)	Channel	Freq. (MHz)	Max Output Pwr (dBm)	Meas. (dBm)	1-g Meas. (W/kg)	1-g Scaled (W/kg)	10-g Meas. (W/kg)	10-g Scaled (W/kg)	Plot No.
ANT 3	Head	GFSK (BDR)	PHigh Mode A	0	Left Cheek	0	2402	17.0	15.6	0.044	0.061	0.024	0.033	
ANT 3	Body & Hotspot	GFSK (BDR)	PHigh Mode B	5	Back	39	2441	16.0	14.5	0.116	0.164	0.060	0.085	
ANT 3	Hotspot	GFSK (BDR)	PHigh Mode B	5	Edge Left	39	2441	16.0	14.5	0.139	0.196	0.065	0.092	
Antenna(s)	RF Exposure Condition	Mode(s)	Power Mode(s)	Dist. (mm)	Test Position(s)	Channel	Freq. (MHz)	Max Output Pwr (dBm)	Meas. (dBm)	1-g Meas. (W/kg)	1-g Scaled (W/kg)	10-g Meas. (W/kg)	10-g Scaled (W/kg)	Plot No.
ANT 4	Head	GFSK (BDR)	PHigh Mode A	0	Left Cheek	0	2402	16.0	15.0	0.162	0.206	0.063	0.080	
ANT 4	Body & Hotspot	GFSK (BDR)	PHigh Mode B	5	Back	0	2402	15.5	14.5	0.311	0.396	0.128	0.163	
Antenna(s)	RF Exposure Condition	Mode(s)	Power Mode(s)	Dist. (mm)	Test Position(s)	Channel	Freq. (MHz)	Max Output Pwr (dBm)	Meas. (dBm)	1-g Meas. (W/kg)	1-g Scaled (W/kg)	10-g Meas. (W/kg)	10-g Scaled (W/kg)	Plot No.
ANT 3	Head	GFSK (BDR)	PMid Mode A	0	Left Cheek	39	2441	15.5	14.5	0.027	0.034	0.015	0.019	
ANT 3	Body & Hotspot	GFSK (BDR)	PMid Mode B	5	Back	0	2402	15.0	14.1	0.128	0.158	0.064	0.079	
ANT 3	Hotspot	GFSK (BDR)	PMid Mode B	5	Edge Left	0	2402	15.0	14.1	0.139	0.171	0.067	0.083	
Antenna(s)	RF Exposure Condition	Mode(s)	Power Mode(s)	Dist. (mm)	Test Position(s)	Channel	Freq. (MHz)	Max Output Pwr (dBm)	Meas. (dBm)	1-g Meas. (W/kg)	1-g Scaled (W/kg)	10-g Meas. (W/kg)	10-g Scaled (W/kg)	Plot No.
ANT 4	Head	GFSK (BDR)	PMid Mode A	0	Left Cheek	39	2441	15.0	14.1	0.111	0.135	0.042	0.051	
ANT 4	Body & Hotspot	GFSK (BDR)	PMid Mode B	5	Back	39	2441	14.5	13.2	0.122	0.165	0.052	0.070	
Antenna(s)	RF Exposure Condition	Mode(s)	Power Mode(s)	Dist. (mm)	Test Position(s)	Channel	Freq. (MHz)	Max Output Pwr (dBm)	Meas. (dBm)	1-g Meas. (W/kg)	1-g Scaled (W/kg)	10-g Meas. (W/kg)	10-g Scaled (W/kg)	Plot No.
ANT 3	Head	GFSK (BDR)	PLow Mode A	0	Left Cheek	0	2402	9.0	8.1	0.006	0.007	0.003	0.004	
ANT 3	Body & Hotspot	GFSK (BDR)	PLow Mode B	5	Back	0	2402	9.0	8.1	0.030	0.037	0.015	0.019	
ANT 3	Hotspot	GFSK (BDR)	PLow Mode B	5	Edge Left	0	2402	9.0	8.1	0.036	0.045	0.016	0.020	
Antenna(s)	RF Exposure Condition	Mode(s)	Power Mode(s)	Dist. (mm)	Test Position(s)	Channel	Freq. (MHz)	Max Output Pwr (dBm)	Meas. (dBm)	1-g Meas. (W/kg)	1-g Scaled (W/kg)	10-g Meas. (W/kg)	10-g Scaled (W/kg)	Plot No.
ANT 4	Head	GFSK (BDR)	PLow Mode A	0	Left Cheek	39	2441	10.0	9.2	0.036	0.044	0.012	0.015	
ANT 4	Body & Hotspot	GFSK (BDR)	PLow Mode B	5	Back	39	2441	9.5	8.6	0.044	0.054	0.018	0.022	

10.42. NB UNII

UNII-1

Antenna(s)	RF Exposure Condition	Mode(s)	Power Mode(s)	Dist. (mm)	Test Position(s)	Channel	Freq. (MHz)	Max Output Pwr (dBm)	Meas. (dBm)	1-g Meas. (W/kg)	1-g Scaled (W/kg)	10-g Meas. (W/kg)	10-g Scaled (W/kg)	Plot No.
ANT 5	Head	$\pi/4$ DQPSK (HDR8)	PStandalone Mode A	0	Left Cheek	Mid	5204	14.0	13.8	0.000	0.000	0.000	0.000	
ANT 5	Head	$\pi/4$ DQPSK (HDR8)	PStandalone Mode A	0	Left Tilt	Mid	5204	14.0	13.8	0.000	0.000	0.000	0.000	
ANT 5	Head	$\pi/4$ DQPSK (HDR8)	PStandalone Mode A	0	Right Cheek	Mid	5204	14.0	13.8	0.000	0.000	0.000	0.000	
ANT 5	Head	$\pi/4$ DQPSK (HDR8)	PStandalone Mode A	0	Right Tilt	Mid	5204	14.0	13.8	0.000	0.000	0.000	0.000	
ANT 5	Body & Hotspot	$\pi/4$ DQPSK (HDR8)	PStandalone Mode B	5	Back	Mid	5204	14.0	13.8	0.354	0.369	0.088	0.092	
ANT 5	Body & Hotspot	$\pi/4$ DQPSK (HDR8)	PStandalone Mode B	5	Front	Mid	5204	14.0	13.8	0.015	0.016	0.005	0.005	
ANT 5	Hotspot	$\pi/4$ DQPSK (HDR8)	PStandalone Mode B	5	Edge Bottom	Mid	5204	14.0	13.8	0.042	0.044	0.012	0.013	
ANT 5	Hotspot	$\pi/4$ DQPSK (HDR8)	PStandalone Mode B	5	Edge Left	Mid	5204	14.0	13.8	0.072	0.075	0.024	0.025	
Antenna(s)	RF Exposure Condition	Mode(s)	Power Mode(s)	Dist. (mm)	Test Position(s)	Channel	Freq. (MHz)	Max Output Pwr (dBm)	Meas. (dBm)	1-g Meas. (W/kg)	1-g Scaled (W/kg)	10-g Meas. (W/kg)	10-g Scaled (W/kg)	Plot No.
ANT 6	Head	$\pi/4$ DQPSK (HDR8)	PStandalone Mode A	0	Left Cheek	Low	5162	14.0	13.0	0.000	0.000	0.000	0.000	
ANT 6	Head	$\pi/4$ DQPSK (HDR8)	PStandalone Mode A	0	Left Tilt	Low	5162	14.0	13.0	0.003	0.004	0.000	0.000	
ANT 6	Head	$\pi/4$ DQPSK (HDR8)	PStandalone Mode A	0	Right Cheek	Low	5162	14.0	13.0	0.037	0.047	0.008	0.010	104
ANT 6	Head	$\pi/4$ DQPSK (HDR8)	PStandalone Mode A	0	Right Tilt	Low	5162	14.0	13.0	0.021	0.026	0.003	0.004	
ANT 6	Body & Hotspot	$\pi/4$ DQPSK (HDR8)	PStandalone Mode B	5	Back	Low	5162	14.0	13.0	0.415	0.522	0.122	0.154	105
ANT 6	Body & Hotspot	$\pi/4$ DQPSK (HDR8)	PStandalone Mode B	5	Front	Low	5162	14.0	13.0	0.087	0.110	0.019	0.024	
ANT 6	Hotspot	$\pi/4$ DQPSK (HDR8)	PStandalone Mode B	5	Edge Top	Low	5162	14.0	13.0	0.008	0.010	0.002	0.003	
ANT 6	Hotspot	$\pi/4$ DQPSK (HDR8)	PStandalone Mode B	5	Edge Left	Low	5162	14.0	13.0	0.362	0.456	0.092	0.116	
Antenna(s)	RF Exposure Condition	Mode(s)	Power Mode(s)	Dist. (mm)	Test Position(s)	Channel	Freq. (MHz)	Max Output Pwr (dBm)	Meas. (dBm)	1-g Meas. (W/kg)	1-g Scaled (W/kg)	10-g Meas. (W/kg)	10-g Scaled (W/kg)	Plot No.
ANT 5	Body & Hotspot	$\pi/4$ DQPSK (HDR8)	PHigh Mode B	5	Back	Mid	5204	12.5	11.3	0.269	0.353	0.060	0.079	
Antenna(s)	RF Exposure Condition	Mode(s)	Power Mode(s)	Dist. (mm)	Test Position(s)	Channel	Freq. (MHz)	Max Output Pwr (dBm)	Meas. (dBm)	1-g Meas. (W/kg)	1-g Scaled (W/kg)	10-g Meas. (W/kg)	10-g Scaled (W/kg)	Plot No.
ANT 6	Body & Hotspot	$\pi/4$ DQPSK (HDR8)	PHigh Mode B	5	Back	Low	5162	12.0	10.9	0.203	0.259	0.055	0.070	
Antenna(s)	RF Exposure Condition	Mode(s)	Power Mode(s)	Dist. (mm)	Test Position(s)	Channel	Freq. (MHz)	Max Output Pwr (dBm)	Meas. (dBm)	1-g Meas. (W/kg)	1-g Scaled (W/kg)	10-g Meas. (W/kg)	10-g Scaled (W/kg)	Plot No.
ANT 5	Body & Hotspot	$\pi/4$ DQPSK (HDR4)	PMid Mode B	5	Back	Mid	5204	11.5	10.5	0.182	0.232	0.041	0.052	
Antenna(s)	RF Exposure Condition	Mode(s)	Power Mode(s)	Dist. (mm)	Test Position(s)	Channel	Freq. (MHz)	Max Output Pwr (dBm)	Meas. (dBm)	1-g Meas. (W/kg)	1-g Scaled (W/kg)	10-g Meas. (W/kg)	10-g Scaled (W/kg)	Plot No.
ANT 6	Body & Hotspot	$\pi/4$ DQPSK (HDR4)	PMid Mode B	5	Back	Mid	5204	11.0	9.9	0.204	0.264	0.060	0.078	
Antenna(s)	RF Exposure Condition	Mode(s)	Power Mode(s)	Dist. (mm)	Test Position(s)	Channel	Freq. (MHz)	Max Output Pwr (dBm)	Meas. (dBm)	1-g Meas. (W/kg)	1-g Scaled (W/kg)	10-g Meas. (W/kg)	10-g Scaled (W/kg)	Plot No.
ANT 5	Body & Hotspot	GFSK (BDR)	PLow Mode B	5	Back	Mid	5204	6.5	5.4	0.046	0.059	0.006	0.008	
Antenna(s)	RF Exposure Condition	Mode(s)	Power Mode(s)	Dist. (mm)	Test Position(s)	Channel	Freq. (MHz)	Max Output Pwr (dBm)	Meas. (dBm)	1-g Meas. (W/kg)	1-g Scaled (W/kg)	10-g Meas. (W/kg)	10-g Scaled (W/kg)	Plot No.
ANT 6	Head	$\pi/4$ DQPSK (HDR4)	PLow Mode A	0	Right Cheek	Mid	5204	11.5	10.5	0.012	0.015	0.001	0.001	
ANT 6	Body & Hotspot	GFSK (BDR)	PLow Mode B	5	Back	Low	5162	6.0	4.9	0.045	0.058	0.011	0.014	

Notes:

ANT5 Power Mode A for P_{high}, P_{mid}, and P_{low} is all leverageable from P_{Standalone} due to low SAR values.
 ANT6 Power Mode A for P_{high}, P_{mid} is the same as P_{Standalone}

UNII-3

Antenna(s)	RF Exposure Condition	Mode(s)	Power Mode(s)	Dist. (mm)	Test Position(s)	Channel	Freq. (MHz)	Max Output Pwr (dBm)	Meas. (dBm)	1-g Meas. (W/kg)	1-g Scaled (W/kg)	10-g Meas. (W/kg)	10-g Scaled (W/kg)	Plot No.
ANT 5	Head	GFSK (BDR)	PStandalone Mode A	0	Left Cheek	Mid	5789	15.5	14.2	0.000	0.000	0.000	0.000	
ANT 5	Head	GFSK (BDR)	PStandalone Mode A	0	Left Tilt	Mid	5789	15.5	14.2	0.000	0.000	0.000	0.000	
ANT 5	Head	GFSK (BDR)	PStandalone Mode A	0	Right Cheek	Mid	5789	15.5	14.2	0.000	0.000	0.000	0.000	
ANT 5	Head	GFSK (BDR)	PStandalone Mode A	0	Right Tilt	Mid	5789	15.5	14.2	0.000	0.000	0.000	0.000	
ANT 5	Body & Hotspot	GFSK (BDR)	PStandalone Mode B	5	Back	Low	5733	15.5	14.5	0.552	0.695	0.136	0.171	
ANT 5	Body & Hotspot	GFSK (BDR)	PStandalone Mode B	5	Back	Mid	5789	15.5	14.2	0.605	0.824	0.152	0.207	108
ANT 5	Body & Hotspot	GFSK (BDR)	PStandalone Mode B	5	Back	High	5844	15.5	14.1	0.587	0.810	0.153	0.211	
ANT 5	Body & Hotspot	GFSK (BDR)	PStandalone Mode B	5	Front	Low	5733	15.5	14.5	0.020	0.025	0.004	0.005	
ANT 5	Hotspot	GFSK (BDR)	PStandalone Mode B	5	Edge Bottom	Low	5733	15.5	14.5	0.047	0.059	0.016	0.020	
ANT 5	Hotspot	GFSK (BDR)	PStandalone Mode B	5	Edge Left	Low	5733	15.5	14.5	0.131	0.165	0.044	0.055	
Antenna(s)	RF Exposure Condition	Mode(s)	Power Mode(s)	Dist. (mm)	Test Position(s)	Channel	Freq. (MHz)	Max Output Pwr (dBm)	Meas. (dBm)	1-g Meas. (W/kg)	1-g Scaled (W/kg)	10-g Meas. (W/kg)	10-g Scaled (W/kg)	Plot No.
ANT 6	Head	GFSK (BDR)	PStandalone Mode A	0	Left Cheek	Mid	5789	15.5	14.4	0.010	0.013	0.000	0.000	
ANT 6	Head	GFSK (BDR)	PStandalone Mode A	0	Left Tilt	Mid	5789	15.5	14.4	0.007	0.009	0.000	0.000	
ANT 6	Head	GFSK (BDR)	PStandalone Mode A	0	Right Cheek	Mid	5789	15.5	14.4	0.082	0.105	0.020	0.026	109
ANT 6	Head	GFSK (BDR)	PStandalone Mode A	0	Right Tilt	Mid	5789	15.5	14.4	0.021	0.027	0.001	0.001	
ANT 6	Body & Hotspot	GFSK (BDR)	PStandalone Mode B	5	Back	Mid	5789	15.5	14.4	0.523	0.669	0.150	0.192	
ANT 6	Body & Hotspot	GFSK (BDR)	PStandalone Mode B	5	Front	Mid	5789	15.5	14.4	0.041	0.052	0.000	0.000	
ANT 6	Hotspot	GFSK (BDR)	PStandalone Mode B	5	Edge Top	Mid	5789	15.5	14.4	0.023	0.029	0.005	0.006	
ANT 6	Hotspot	GFSK (BDR)	PStandalone Mode B	5	Edge Left	Mid	5789	15.5	14.4	0.418	0.535	0.095	0.122	
Antenna(s)	RF Exposure Condition	Mode(s)	Power Mode(s)	Dist. (mm)	Test Position(s)	Channel	Freq. (MHz)	Max Output Pwr (dBm)	Meas. (dBm)	1-g Meas. (W/kg)	1-g Scaled (W/kg)	10-g Meas. (W/kg)	10-g Scaled (W/kg)	Plot No.
ANT 5	Body & Hotspot	GFSK (BDR)	PHigh Mode B	5	Back	Mid	5789	11.0	9.8	0.164	0.218	0.038	0.051	
Antenna(s)	RF Exposure Condition	Mode(s)	Power Mode(s)	Dist. (mm)	Test Position(s)	Channel	Freq. (MHz)	Max Output Pwr (dBm)	Meas. (dBm)	1-g Meas. (W/kg)	1-g Scaled (W/kg)	10-g Meas. (W/kg)	10-g Scaled (W/kg)	Plot No.
ANT 6	Body & Hotspot	GFSK (BDR)	PHigh Mode B	5	Back	Mid	5789	11.5	10.3	0.189	0.247	0.038	0.050	
Antenna(s)	RF Exposure Condition	Mode(s)	Power Mode(s)	Dist. (mm)	Test Position(s)	Channel	Freq. (MHz)	Max Output Pwr (dBm)	Meas. (dBm)	1-g Meas. (W/kg)	1-g Scaled (W/kg)	10-g Meas. (W/kg)	10-g Scaled (W/kg)	Plot No.
ANT 5	Body & Hotspot	GFSK (BDR)	PMid Mode B	5	Back	Mid	5789	10.0	8.8	0.125	0.163	0.027	0.035	
Antenna(s)	RF Exposure Condition	Mode(s)	Power Mode(s)	Dist. (mm)	Test Position(s)	Channel	Freq. (MHz)	Max Output Pwr (dBm)	Meas. (dBm)	1-g Meas. (W/kg)	1-g Scaled (W/kg)	10-g Meas. (W/kg)	10-g Scaled (W/kg)	Plot No.
ANT 6	Hotspot	GFSK (BDR)	PMid Mode B	5	Back	Mid	5789	10.0	9.0	0.165	0.209	0.044	0.056	
Antenna(s)	RF Exposure Condition	Mode(s)	Power Mode(s)	Dist. (mm)	Test Position(s)	Channel	Freq. (MHz)	Max Output Pwr (dBm)	Meas. (dBm)	1-g Meas. (W/kg)	1-g Scaled (W/kg)	10-g Meas. (W/kg)	10-g Scaled (W/kg)	Plot No.
ANT 5	Body & Hotspot	GFSK (BDR)	PLow Mode B	5	Back	Mid	5789	5.0	4.3	0.035	0.041	0.007	0.008	
Antenna(s)	RF Exposure Condition	Mode(s)	Power Mode(s)	Dist. (mm)	Test Position(s)	Channel	Freq. (MHz)	Max Output Pwr (dBm)	Meas. (dBm)	1-g Meas. (W/kg)	1-g Scaled (W/kg)	10-g Meas. (W/kg)	10-g Scaled (W/kg)	Plot No.
ANT 6	Head	GFSK (BDR)	PLow Mode A	0	Right Cheek	Mid	5789	11.5	10.3	0.016	0.021	0.000	0.000	
ANT 6	Hotspot	GFSK (BDR)	PLow Mode B	5	Back	Mid	5789	6.0	5.3	0.069	0.081	0.013	0.015	

Notes:

ANT5 Power Mode A for P_{high}, P_{mid}, and P_{low} is all leverageable from P_{Standalone} due to low SAR values.

ANT6 Power Mode A for P_{high}, P_{mid} is the same as P_{Standalone}

10.43. MSS (Mobile Satellite Service)

Antenna(s)	RF Exposure Condition	Mode(s)	Power Mode(s)	Dist. (mm)	Test Position(s)	Channel	Freq. (MHz)	Max Output Pwr (dBm)	Meas. (dBm)	1-g Meas. (W/kg)	1-g Scaled (W/kg)	10-g Meas. (W/kg)	10-g Scaled (W/kg)	Plot No.
ANT 1	Extremity	1-PRB SC-FDMA	Mode B	0	Back	262391	1617.6	24.5	23.5	3.070	3.865	1.440	1.813	
ANT 1	Extremity	1-PRB SC-FDMA	Mode B	0	Front	262391	1617.6	24.5	23.5	2.200	2.770	1.000	1.259	
ANT 1	Extremity	1-PRB SC-FDMA	Mode B	0	Edge Right	262391	1617.6	24.5	23.5	4.210	5.300	1.540	1.939	110
ANT 1	Extremity	1-PRB SC-FDMA	Mode B	0	Edge Bottom	262391	1617.6	24.5	23.5	1.740	2.191	0.642	0.808	
ANT 1	Extremity	1-PRB SC-FDMA	Mode B	0	Edge Left	262391	1617.6	24.5	23.5	0.409	0.515	0.139	0.175	
Antenna(s)	RF Exposure Condition	Mode(s)	Power Mode(s)	Dist. (mm)	Test Position(s)	Channel	Freq. (MHz)	Max Output Pwr (dBm)	Meas. (dBm)	1-g Meas. (W/kg)	1-g Scaled (W/kg)	10-g Meas. (W/kg)	10-g Scaled (W/kg)	Plot No.
ANT 4	Extremity	1-PRB SC-FDMA	Mode B	0	Back	262391	1617.6	24.6	24.0	1.600	1.837	0.831	0.954	
ANT 4	Extremity	1-PRB SC-FDMA	Mode B	0	Front	262391	1617.6	24.6	24.0	3.540	4.064	1.600	1.837	
ANT 4	Extremity	1-PRB SC-FDMA	Mode B	0	Edge Top	262391	1617.6	24.6	24.0	1.250	1.435	0.365	0.419	
ANT 4	Extremity	1-PRB SC-FDMA	Mode B	0	Edge Right	262391	1617.6	24.6	24.0	3.900	4.478	1.530	1.757	

Note(s):

Both ANT 1 and ANT 4 were evaluated for RF Exposure. Per manufacturer, only ANT 4 will be enabled and used for MSS transmissions in production units. ANT 1 will be disabled in production units.

10.44. 802.15.4

Antenna(s)	RF Exposure Condition	Mode(s)	Power Mode(s)	Dist. (mm)	Test Position(s)	Freq. (MHz)	Duty Cycle (%)	Max Output Pwr (dBm)	Meas. (dBm)	1-g Meas. (W/kg)	1-g Scaled (W/kg)	10-g Meas. (W/kg)	10-g Scaled (W/kg)	Plot No.
ANT 3	Head	O-QPSK	PStandalone Mode A	0	Left Cheek	2475	60.00%	21.0	19.8	0.140	0.111	0.081	0.064	
ANT 3	Head	O-QPSK	PStandalone Mode A	0	Left Tilt	2475	60.00%	21.0	19.8	0.079	0.063	0.047	0.037	
ANT 3	Head	O-QPSK	PStandalone Mode A	0	Right Cheek	2475	60.00%	21.0	19.8	0.091	0.072	0.051	0.041	
ANT 3	Head	O-QPSK	PStandalone Mode A	0	Right Tilt	2475	60.00%	21.0	19.8	0.098	0.078	0.050	0.040	
ANT 3	Body & Hotspot	O-QPSK	PStandalone Mode B	5	Back	2475	60.00%	21.0	19.8	0.515	0.409	0.255	0.203	
ANT 3	Body & Hotspot	O-QPSK	PStandalone Mode B	5	Front	2475	60.00%	21.0	19.8	0.454	0.361	0.233	0.185	
ANT 3	Hotspot	O-QPSK	PStandalone Mode B	5	Edge Bottom	2475	60.00%	21.0	19.8	0.138	0.110	0.069	0.055	
ANT 3	Hotspot	O-QPSK	PStandalone Mode B	5	Edge Left	2475	60.00%	21.0	19.8	0.619	0.492	0.291	0.231	
Antenna(s)	RF Exposure Condition	Mode(s)	Power Mode(s)	Dist. (mm)	Test Position(s)	Freq. (MHz)	Duty Cycle (%)	Max Output Pwr (dBm)	Meas. (dBm)	1-g Meas. (W/kg)	1-g Scaled (W/kg)	10-g Meas. (W/kg)	10-g Scaled (W/kg)	Plot No.
ANT 4	Head	O-QPSK	PStandalone Mode A	0	Left Cheek	2475	60.00%	21.0	19.2	0.547	0.497	0.211	0.192	109
ANT 4	Head	O-QPSK	PStandalone Mode A	0	Left Tilt	2475	60.00%	21.0	19.2	0.493	0.448	0.211	0.192	
ANT 4	Head	O-QPSK	PStandalone Mode A	0	Right Cheek	2475	60.00%	21.0	19.2	0.134	0.122	0.072	0.065	
ANT 4	Head	O-QPSK	PStandalone Mode A	0	Right Tilt	2475	60.00%	21.0	19.2	0.239	0.217	0.119	0.108	
ANT 4	Body & Hotspot	O-QPSK	PStandalone Mode B	5	Back	2475	60.00%	21.0	19.2	0.680	0.618	0.302	0.274	110
ANT 4	Body & Hotspot	O-QPSK	PStandalone Mode B	5	Front	2475	60.00%	21.0	19.2	0.288	0.262	0.123	0.112	
ANT 4	Hotspot	O-QPSK	PStandalone Mode B	5	Edge Top	2475	60.00%	21.0	19.2	0.276	0.251	0.130	0.118	
ANT 4	Hotspot	O-QPSK	PStandalone Mode B	5	Edge Right	2475	60.00%	21.0	19.2	0.063	0.057	0.028	0.025	
Antenna(s)	RF Exposure Condition	Mode(s)	Power Mode(s)	Dist. (mm)	Test Position(s)	Freq. (MHz)	Duty Cycle (%)	Max Output Pwr (dBm)	Meas. (dBm)	1-g Meas. (W/kg)	1-g Scaled (W/kg)	10-g Meas. (W/kg)	10-g Scaled (W/kg)	Plot No.
ANT 3	Head	O-QPSK	PHigh Mode A	0	Left Cheek	2475	60.00%	18.0	16.8	0.067	0.053	0.038	0.030	
ANT 3	Body & Hotspot	O-QPSK	PHigh Mode B	5	Back	2475	60.00%	17.0	15.8	0.201	0.158	0.099	0.078	
ANT 3	Hotspot	O-QPSK	PHigh Mode B	5	Edge Left	2475	60.00%	17.0	15.8	0.272	0.214	0.126	0.099	
Antenna(s)	RF Exposure Condition	Mode(s)	Power Mode(s)	Dist. (mm)	Test Position(s)	Freq. (MHz)	Duty Cycle (%)	Max Output Pwr (dBm)	Meas. (dBm)	1-g Meas. (W/kg)	1-g Scaled (W/kg)	10-g Meas. (W/kg)	10-g Scaled (W/kg)	Plot No.
ANT 4	Head	O-QPSK	PHigh Mode A	0	Left Cheek	2440	60.00%	17.0	16.0	0.255	0.193	0.120	0.091	
ANT 4	Body & Hotspot	O-QPSK	PHigh Mode B	5	Back	2475	60.00%	16.5	15.6	0.172	0.127	0.094	0.069	
Antenna(s)	RF Exposure Condition	Mode(s)	Power Mode(s)	Dist. (mm)	Test Position(s)	Freq. (MHz)	Duty Cycle (%)	Max Output Pwr (dBm)	Meas. (dBm)	1-g Meas. (W/kg)	1-g Scaled (W/kg)	10-g Meas. (W/kg)	10-g Scaled (W/kg)	Plot No.
ANT 3	Head	O-QPSK	PMid Mode A	0	Left Cheek	2405	60.00%	16.5	15.2	0.002	0.002	0.000	0.000	
ANT 3	Body & Hotspot	O-QPSK	PMid Mode B	5	Back	2405	60.00%	16.0	14.7	0.106	0.086	0.055	0.045	
ANT 3	Hotspot	O-QPSK	PMid Mode B	5	Edge Left	2405	60.00%	16.0	14.7	0.222	0.181	0.060	0.049	
Antenna(s)	RF Exposure Condition	Mode(s)	Power Mode(s)	Dist. (mm)	Test Position(s)	Freq. (MHz)	Duty Cycle (%)	Max Output Pwr (dBm)	Meas. (dBm)	1-g Meas. (W/kg)	1-g Scaled (W/kg)	10-g Meas. (W/kg)	10-g Scaled (W/kg)	Plot No.
ANT 4	Head	O-QPSK	PMid Mode A	0	Left Cheek	2475	60.00%	16.0	15.5	0.197	0.133	0.092	0.062	
ANT 4	Body & Hotspot	O-QPSK	PMid Mode B	5	Back	2475	60.00%	15.5	15.5	0.220	0.132	0.121	0.073	
Antenna(s)	RF Exposure Condition	Mode(s)	Power Mode(s)	Dist. (mm)	Test Position(s)	Freq. (MHz)	Duty Cycle (%)	Max Output Pwr (dBm)	Meas. (dBm)	1-g Meas. (W/kg)	1-g Scaled (W/kg)	10-g Meas. (W/kg)	10-g Scaled (W/kg)	Plot No.
ANT 3	Head	O-QPSK	PLow Mode A	0	Left Cheek	2475	60.00%	10.0	9.2	0.009	0.006	0.004	0.003	
ANT 3	Body & Hotspot	O-QPSK	PLow Mode B	5	Back	2475	60.00%	10.0	9.2	0.042	0.030	0.020	0.014	
ANT 3	Hotspot	O-QPSK	PLow Mode B	5	Edge Left	2475	60.00%	10.0	9.2	0.050	0.036	0.023	0.017	
Antenna(s)	RF Exposure Condition	Mode(s)	Power Mode(s)	Dist. (mm)	Test Position(s)	Freq. (MHz)	Duty Cycle (%)	Max Output Pwr (dBm)	Meas. (dBm)	1-g Meas. (W/kg)	1-g Scaled (W/kg)	10-g Meas. (W/kg)	10-g Scaled (W/kg)	Plot No.
ANT 4	Head	O-QPSK	PLow Mode A	0	Left Cheek	2440	60.00%	11.0	9.8	0.070	0.055	0.032	0.025	
ANT 4	Body & Hotspot	O-QPSK	PLow Mode B	5	Back	2440	60.00%	10.5	9.8	0.068	0.048	0.037	0.026	

Notes:

SAR Testing was performed at 100% Duty Cycle. Reported SAR is scaled down to 60% Duty Cycle to match actual transmission.

10.45. 802.15.4ab - NB

Antenna(s)	RF Exposure Condition	Mode(s)	Power Mode(s)	Dist. (mm)	Test Position(s)	Channel	Freq. (MHz)	Duty Cycle (%)	Max Output Pwr (dBm)	Meas. (dBm)	1-g Meas. (W/kg)	1-g Scaled (W/kg)	10-g Meas. (W/kg)	10-g Scaled (W/kg)	Plot No.
ANT 5	Head	O-QPSK	PStandalone Mode A	0	Left Cheek	18	5786.25	10.00%	17.00	15.79	0.000	0.000	0.000	0.000	
ANT 5	Head	O-QPSK	PStandalone Mode A	0	Left Tilt	18	5786.25	10.00%	17.00	15.79	0.000	0.000	0.000	0.000	
ANT 5	Head	O-QPSK	PStandalone Mode A	0	Right Cheek	18	5786.25	10.00%	17.00	15.79	0.000	0.000	0.000	0.000	
ANT 5	Head	O-QPSK	PStandalone Mode A	0	Right Tilt	18	5786.25	10.00%	17.00	15.79	0.000	0.000	0.000	0.000	
ANT 5	Body & Hotspot	O-QPSK	PStandalone Mode B	5	Back	18	5786.25	10.00%	14.00	12.67	0.042	0.057	0.009	0.012	
ANT 5	Body & Hotspot	O-QPSK	PStandalone Mode B	5	Front	18	5786.25	10.00%	14.00	12.67	0.000	0.000	0.000	0.000	
ANT 5	Hotspot	O-QPSK	PStandalone Mode B	5	Edge Bottom	18	5786.25	10.00%	14.00	12.67	0.000	0.000	0.000	0.000	
ANT 5	Hotspot	O-QPSK	PStandalone Mode B	5	Edge Left	18	5786.25	10.00%	14.00	12.67	0.006	0.008	0.000	0.000	
Antenna(s)	RF Exposure Condition	Mode(s)	Power Mode(s)	Dist. (mm)	Test Position(s)	Channel	Freq. (MHz)	Duty Cycle (%)	Max Output Pwr (dBm)	Meas. (dBm)	1-g Meas. (W/kg)	1-g Scaled (W/kg)	10-g Meas. (W/kg)	10-g Scaled (W/kg)	Plot No.
ANT 6	Head	O-QPSK	PStandalone Mode A	0	Left Cheek	18	5786.25	10.00%	19.00	18.18	0.002	0.002	0.000	0.000	
ANT 6	Head	O-QPSK	PStandalone Mode A	0	Left Tilt	18	5786.25	10.00%	19.00	18.18	0.002	0.002	0.000	0.000	
ANT 6	Head	O-QPSK	PStandalone Mode A	0	Right Cheek	18	5786.25	10.00%	19.00	18.18	0.053	0.064	0.012	0.014	111
ANT 6	Head	O-QPSK	PStandalone Mode A	0	Right Tilt	18	5786.25	10.00%	19.00	18.18	0.014	0.017	0.000	0.000	
ANT 6	Body & Hotspot	O-QPSK	PStandalone Mode B	5	Back	1	5728.75	10.00%	14.25	13.25	0.061	0.077	0.019	0.024	112
ANT 6	Body & Hotspot	O-QPSK	PStandalone Mode B	5	Front	1	5728.75	10.00%	14.25	13.25	0.002	0.003	0.000	0.000	
ANT 6	Hotspot	O-QPSK	PStandalone Mode B	5	Edge Top	1	5728.75	10.00%	14.25	13.25	0.004	0.005	0.002	0.003	
ANT 6	Hotspot	O-QPSK	PStandalone Mode B	5	Edge Left	1	5728.75	10.00%	14.25	13.25	0.012	0.015	0.002	0.003	

10.46. NFC

Antenna(s)	RF Exposure Conditions	Mode(s)	Dist. (mm)	Test Position	Freq. (MHz)	1-g Meas. (W/kg)	10-g Meas. (W/kg)	Plot No.
Primary	Extremity	Type A	0	Back	13.56	0.006	0.003	
Primary	Extremity	Type A	0	Front	13.56	0.010	0.004	
Primary	Extremity	Type A	0	Edge Top	13.56	0.020	0.007	113
Primary	Extremity	Type A	0	Edge Left	13.56	0.001	0.000	
Antenna(s)	RF Exposure Conditions	Mode(s)	Dist. (mm)	Test Position	Freq. (MHz)	1-g Meas. (W/kg)	10-g Meas. (W/kg)	Plot No.
Secondary	Extremity	Type A	0	Back	13.56	0.002	0.000	
Secondary	Extremity	Type A	0	Front	13.56	0.000	0.000	
Secondary	Extremity	Type A	0	Edge Right	13.56	0.000	0.000	
Secondary	Extremity	Type A	0	Edge Left	13.56	0.000	0.000	

11. SAR Measurement Variability

In accordance with published RF Exposure KDB 865664 D01 SAR measurement 100 MHz to 6 GHz. These additional measurements are repeated after the completion of all measurements requiring the same head or body tissue-equivalent medium in a frequency band. The test device should be returned to ambient conditions (normal room temperature) with the battery fully charged before it is re-mounted on the device holder for the repeated measurement(s) to minimize any unexpected variations in the repeated results.

- 1) Repeated measurement is not required when the original highest measured SAR is < 0.8 or 2 W/kg (1-g or 10-g respectively); steps 2) through 4) do not apply.
- 2) When the original highest measured SAR is ≥ 0.8 or 2 W/kg (1-g or 10-g respectively), repeat that measurement once.
- 3) Perform a second repeated measurement only if the **ratio of largest to smallest SAR** for the original and first repeated measurements is > 1.20 or when the original or repeated measurement is ≥ 1.45 or 3.6 W/kg (~ 10% from the 1-g or 10-g respective SAR limit).
- 4) Perform a third repeated measurement only if the original, first, or second repeated measurement is ≥ 1.5 or 3.75 W/kg (1-g or 10-g respectively) and the ratio of largest to smallest SAR for the original, first and second repeated measurements is > 1.20.

1-g Repeated Measurements

Frequency Band (MHz)	Air Interface	Antenna	Power Mode(s)	RF Exposure Conditions	Test Position	Repeated SAR (Yes/No)	Highest Measured SAR (W/kg)	First Repeated	
								Measured SAR (W/kg)	Largest to Smallest SAR Ratio
850	LTE Band 13	ANT 1	Mode B	Body & Hotspot	Back	Yes	0.855	0.829	1.03
1700	LTE Band 66	ANT 2	Mode B	Hotspot	Edge Top	Yes	0.815	0.725	1.12
1900	W-CDMA Band 2	ANT 4	Mode B	Body & Hotspot	Back	Yes	0.835	0.837	1.00
2300	LTE Band 30	ANT 4	Mode B	Body & Hotspot	Back	Yes	0.873	0.797	1.10
2450	FR1 n53	ANT 2	Mode B	Hotspot	Edge Left	Yes	0.932	0.858	1.09
3600	FR1 n48	ANT 8	Mode B	Body & Hotspot	Back	Yes	0.843	0.785	1.07
5200	Wi-Fi U-NII 1	ANT 6	Mode B	Body & Hotspot	Back	Yes	0.832	0.897	1.08
5500	Wi-Fi U-NII 2C	ANT 6	Mode B	Body & Hotspot	Back	Yes	0.941	0.905	1.04
5800	Wi-Fi U-NII 3	ANT 6	Mode B	Body & Hotspot	Back	Yes	0.808	0.765	1.06

Note(s):

Second Repeated Measurement is not required since the ratio of the largest to smallest SAR for the original and first repeated measurement is < 1.20.

12. Simultaneous Transmission Conditions

KDB 447498 D01 General RF Exposure Guidance provides two procedures for determining simultaneous transmission SAR test exclusion: Sum of SAR and SAR to Peak Location Ratio (SPLSR)

Sum of SAR

To qualify for simultaneous transmission SAR test exclusion based upon Sum of SAR the sum of the reported standalone SARs for all simultaneously transmitting antennas shall be below the applicable standalone SAR limit. If the sum of the SARs is above the applicable limit then simultaneous transmission SAR test exclusion may still apply if the requirements of the SAR to Peak Location Ratio (SPLSR) evaluation are met.

SAR to Peak Location Ratio (SPLSR)

KDB 447498 D01 General RF Exposure Guidance explains how to calculate the SAR to Peak Location Ratio (SPLSR) between pairs of simultaneously transmitting antennas:

$$SPLSR = (SAR_1 + SAR_2)^{1.5} / Ri$$

Where:

SAR₁ is the highest reported or estimated SAR for the first of a pair of simultaneous transmitting antennas, in a specific test operating mode and exposure condition

SAR₂ is the highest reported or estimated SAR for the second of a pair of simultaneous transmitting antennas, in the same test operating mode and exposure condition as the first

Ri is the separation distance between the pair of simultaneous transmitting antennas. When the SAR is measured, for both antennas in the pair, it is determined by the actual x, y and z coordinates in the 1-g SAR for each SAR peak location, based on the extrapolated and interpolated result in the zoom scan measurement, using the formula of $[(x_1-x_2)^2 + (y_1-y_2)^2 + (z_1-z_2)^2]$

In order for a pair of simultaneous transmitting antennas with the sum of 1-g SAR > 1.6 W/kg to qualify for exemption from Simultaneous Transmission SAR measurements, it has to satisfy the condition of:

$$(SAR_1 + SAR_2)^{1.5} / Ri \leq 0.04$$

When an individual antenna transmits at on two bands simultaneously, the sum of the highest *reported* SAR for the frequency bands should be used to determine **SAR₁** or **SAR₂**. When SPLSR is necessary, the smallest distance between the peak SAR locations for the antenna pair with respect to the peaks from each antenna should be used.

The antennas in all antenna pairs that do not qualify for simultaneous transmission SAR test exclusion must be tested for SAR compliance, according to the enlarged zoom scan and volume scan post-processing procedures in KDB Publication 865664 D01

Simultaneous transmission SAR measurement

When simultaneous transmission SAR measurements are required in different frequency bands not covered by a single probe calibration point then separate tests for each frequency band are performed. The tests are performed using enlarged zoom scans which are processed, by means of superposition, using the DASY volume scan post-processing procedures to determine the 1-g SAR for the aggregate SAR distribution.

The spatial resolution used for all enlarged zoom scans is the same as used for the most stringent zoom scans. I.E. the scan parameters required for the highest frequency assessed are used for all enlarged zoom scans. The scans cover the complete area of the device to ensure all transmitting antennas and radiating structures are assessed.

DASY provides the ability to perform Multiband Evaluations according to the latest standards using the Volume Scan job as well as appropriate routines for the post-processing.

In order to extract and process measurements within different frequency bands, the SEMCAD X Post-processor performs the combination and subsequent superposition of these measurement data via DASY = Combined MultiBand Averaged SAR.

Combined Multi Band Averaged SAR allows - in addition to the data extraction - an evaluation of the 1 g, 10 g and/or arbitrary averaged mass SAR.

Power Scaling Factor is used to allow the volume scans to be scaled by a value other than "1", this is important when the results need to be scaled to different maximum power levels. The Power Scaling Factor is applied to each

individual point of the scan. When power scaling is used in multi-band combinations the scaling factor is applied to each individual point of the first scan, the second factor is then applied to each individual point of the second scan and so on. The scans are then combined.

Simultaneous transmission SAR Exclusion

According to KDB 248227 D01, simultaneous SAR provisions in KDB 447498 D01 apply to determine simultaneous transmission SAR test exclusion for Wi-Fi MIMO. If the sum of 1-g single transmission chain SAR measurements is <1.6W/kg and/or the MIMO output power is equal or less than a single chain, then no additional SAR measurements for simultaneously at the specified maximum output power of MIMO operation.

When antennas are spatially separated to the extent that SAR distributions do not overlap and can be treated independently, SAR compliance for simultaneous transmission is determined separately for each individual antenna.

In Airplay mode, the device uses same power and power control mechanism as Wi-Fi. Airplay is not supported in hotspot mode. Airplay utilize the same 802.11 modes, modulation, MIMO, Channel Bandwidth, etc. as Wi-Fi does. Therefore Airplay usage is categorized by the Wi-Fi SAR testing contained in Section 10.

The simultaneous transmission possibilities for this device are listed as below.

RF Exposure Condition	Capable Transmit Configurations						Item		
Head	WWAN & 5G OFF (CELLULAR ANTENNAS OFF)	+	Wi-Fi 2.4 GHz		+	NB UNII (P _{high})	1		
		+	Wi-Fi 2.4 GHz		+	NB UNII (P _{Mid})	2		
		+	Wi-Fi 2.4 GHz				+ 802.15.4 ab NB	3	
		+	Wi-Fi 5 GHz/6G	+	Bluetooth (P _{high})			4	
		+	Wi-Fi 5 GHz/6G	+	Bluetooth (P _{Mid})			5	
		+	Wi-Fi 5 GHz/6G			+	802.15.4 (P _{high})	6	
		+	Wi-Fi 5 GHz/6G			+	802.15.4 (P _{Mid})	7	
		+	Wi-Fi 5 GHz/6G				+ 802.15.4 ab NB	8	
		+	Wi-Fi 5 GHz/6G	+	Bluetooth (P _{high})		+ 802.15.4 ab NB	9	
		+	Wi-Fi 5 GHz/6G	+	Bluetooth (P _{Mid})		+ 802.15.4 ab NB	10	
		+	Wi-Fi 5 GHz/6G			+	802.15.4 (P _{high})	+ 802.15.4 ab NB	11
		+	Wi-Fi 5 GHz/6G			+	802.15.4 (P _{Mid})	+ 802.15.4 ab NB	12
Body Worn Accessory Hotspot	WWAN & 5G ON (CELLULAR ANTENNAS ON)	+	Wi-Fi 2.4 GHz				13		
				+	Bluetooth (P _{high})			14	
						+	NB UNII (P _{high})		15
							+ 802.15.4 (P _{high})		16
								+ 802.15.4 ab NB	17
		+	Wi-Fi 2.4 GHz		+	NB UNII (P _{low})		18	
		+	Wi-Fi 2.4 GHz					+ 802.15.4 ab NB	19
				+	Bluetooth (P _{high})			+ 802.15.4 ab NB	20
						+	802.15.4 (P _{high})	+ 802.15.4 ab NB	21
		+	Wi-Fi 5 GHz/6G						22
		+	Wi-Fi 5 GHz/6G	+	Bluetooth (P _{low})				23
		+	Wi-Fi 5 GHz/6G			+	802.15.4 (P _{low})		24
		+	Wi-Fi 5 GHz/6G					+ 802.15.4 ab NB	25
		+	Wi-Fi 5 GHz/6G	+	Bluetooth (P _{low})			+ 802.15.4 ab NB	26
		+	Wi-Fi 5 GHz/6G			+	802.15.4 (P _{low})	+ 802.15.4 ab NB	27

Note(s):

- Wi-Fi 2.4 GHz & Bluetooth cannot transmit simultaneously.
- Wi-Fi 2.4 GHz & Wi-Fi 5 GHz cannot transmit simultaneously.
- NB UNII can only transmit simultaneously with Wi-Fi 2.4 GHz.
- 802.15.4ab-NB cannot transmit simultaneously with NB UNII.
- 802.15.4ab-NB cannot transmit simultaneously on ANT 5 and ANT 6.
- Only Wi-Fi 2.4 GHz, Wi-Fi 5 GHz, Wi-Fi 6 GHz support MIMO transmission.
- Wi-Fi 2.4/5/6 GHz Power State 1: 802.15.4ab-NB_{OFF} | P_{Mid} | CELL_{OFF}
- Wi-Fi 2.4/5/6 GHz Power State 2: 802.15.4ab-NB_{ON} | P_{Mid} | CELL_{OFF}
- Wi-Fi 2.4/5/6 GHz Power State 3: 802.15.4ab-NB_{OFF} | P_{high} | CELL_{OFF}
- Wi-Fi 2.4/5/6 GHz Power State 4: 802.15.4ab-NB_{OFF} | P_{low} | CELL_{ON}
- Wi-Fi 2.4/5/6 GHz Power State 5: 802.15.4ab-NB_{ON} | P_{high} | CELL_{OFF}
- Wi-Fi 2.4/5/6 GHz Power State 6: 802.15.4ab-NB_{ON} | P_{low} | CELL_{ON}
- Bluetooth/NB UNII/802.15.4: P_{low} is used when both Wi-Fi and WWAN antennas are active.
- Bluetooth/NB UNII/802.15.4: P_{Mid} is used when Wi-Fi antenna is active and WWAN antenna is inactive. P_{Mid} power state occurs during Wi-Fi states 1/2.
- Bluetooth/NB UNII/802.15.4: P_{high} is used when Wi-Fi antenna is active and WWAN antenna is inactive or with Wi-Fi inactive and WWAN antenna is active. P_{high} power state occurs during Wi-Fi states 3/5.
- Bluetooth/NB UNII/802.15.4: P_{standalone} is used when Wi-Fi and WWAN antennas are inactive.
- Wi-Fi SISO mode SAR result can also represent for MIMO mode SAR and is used for MIMO mode simultaneous transmission analysis because antennas are not overlapping, and the MIMO mode maximum power is equal or less than SISO mode.
- 5G NR only supported NSA mode.
- For EN-DC mode, Qualcomm Smart Transmit algorithm in WWAN adds directly the time-averaged RF exposure from 4G(LTE) and time-averaged RF exposure from 5G NR. Smart Transmit algorithm controls the total RF exposure from both 4G and 5G NR to not exceed FCC limit. Therefore, simultaneous transmission compliance between 4G+5G NR operation is demonstrated in the Part 2 Report during algorithm validation. In Part 1 Report, simultaneous transmission compliance was evaluated individually with other Radios (WLAN or BT) using one of 4G or 5G NR.
- MSS can transmit simultaneously in the same way as cellular.

12.1. WWAN Cell-off & Wi-Fi 2.4G Power State 1 & NB UNII

RF Exposure conditions	Test Position	Standalone SAR (W/kg)				Σ 1-g SAR (W/kg)			
		1	2	3	4	1+3	1+4	2+3	2+4
		Wi-Fi 2.4G Pstate 1 ANT3	Wi-Fi 2.4G Pstate 1 ANT4	NB UNII (P _{Mid}) ANT5	NB UNII (P _{Mid}) ANT6				
Head	Left Cheek	0.259	1.014	0.000	0.013	0.259	0.272	1.014	1.026
	Left Tilt	0.259	0.703	0.000	0.009	0.259	0.268	0.703	0.712
	Right Cheek	0.259	0.703	0.000	0.105	0.259	0.364	0.703	0.808
	Right Tilt	0.259	0.703	0.000	0.027	0.259	0.286	0.703	0.730
Body-worn & Hotspot	Back	0.638	0.785	0.232	0.264	0.870	0.902	1.017	1.049
	Front	0.611	0.444	0.232	0.264	0.842	0.875	0.676	0.708
Hotspot	Edge Top		0.444		0.264	0.000	0.264	0.444	0.708
	Edge Right		1.037			0.000	0.000	1.037	1.037
	Edge Bottom	0.611		0.232		0.842	0.611	0.232	0.000
	Edge Left	1.084		0.232	0.264	1.315	1.348	0.232	0.264

12.2. WWAN Cell-off & Wi-Fi 5G Power State 1 & BT & 802.15.4

RF Exposure conditions	Test Position	Standalone SAR (W/kg)						Σ 1-g SAR (W/kg)							
		1	2	3	4	5	6	1+3	1+4	2+3	2+4	1+5	1+6	2+5	2+6
		Wi-Fi 5G Pstate 1 ANT5	Wi-Fi 5G Pstate 1 ANT6	BT (P _{Mid}) ANT3	BT (P _{Mid}) ANT4	802.15.4 (P _{Mid}) ANT5	802.15.4 (P _{Mid}) ANT6								
Head	Left Cheek	0.007	0.559	0.034	0.135	0.002	0.133	0.040	0.142	0.593	0.694	0.008	0.139	0.560	0.691
	Left Tilt	0.000	0.559	0.034	0.135	0.002	0.133	0.034	0.135	0.593	0.694	0.002	0.133	0.560	0.691
	Right Cheek	0.000	0.893	0.034	0.135	0.002	0.133	0.034	0.135	0.927	1.028	0.002	0.133	0.895	1.026
	Right Tilt	0.000	0.559	0.034	0.135	0.002	0.133	0.034	0.135	0.593	0.694	0.002	0.133	0.560	0.691
Body-worn & Hotspot	Back	1.140	1.149	0.158	0.165	0.086	0.132	1.298	1.305	1.307	1.314	1.226	1.272	1.235	1.281
	Front	0.056	0.117	0.158	0.165	0.086	0.132	0.214	0.221	0.274	0.282	0.142	0.188	0.203	0.249
Hotspot	Edge Top		0.117		0.165		0.132	0.000	0.165	0.117	0.282	0.000	0.132	0.117	0.249
	Edge Right				0.165		0.132	0.000	0.165	0.000	0.165	0.000	0.132	0.000	0.132
	Edge Bottom	0.056		0.158		0.086		0.214	0.056	0.158	0.000	0.142	0.056	0.086	0.000
	Edge Left	0.245	0.367	0.171		0.181		0.417	0.245	0.539	0.367	0.426	0.245	0.548	0.367

12.3. WWAN Cell-off & Wi-Fi 2.4G Power State 2 & 802.15.4ab NB

RF Exposure conditions	Test Position	Standalone SAR (W/kg)				Σ 1-g SAR (W/kg)			
		1	2	3	4	1+3	1+4	2+3	2+4
		Wi-Fi 2.4G Pstate 2 ANT3	Wi-Fi 2.4G Pstate 2 ANT4	802.15.4ab NB ANT5	802.15.4ab NB ANT6				
Head	Left Cheek	0.259	1.014	0.000	0.002	0.259	0.261	1.014	1.016
	Left Tilt	0.259	0.703	0.000	0.002	0.259	0.261	0.703	0.705
	Right Cheek	0.259	0.703	0.000	0.064	0.259	0.323	0.703	0.767
	Right Tilt	0.259	0.703	0.000	0.017	0.259	0.276	0.703	0.720
Body-worn & Hotspot	Back	0.638	0.785	0.057	0.077	0.695	0.715	0.842	0.862
	Front	0.611	0.444	0.000	0.003	0.611	0.613	0.444	0.447
Hotspot	Edge Top		0.444		0.005	0.000	0.005	0.444	0.449
	Edge Right		1.037			0.000	0.000	1.037	1.037
	Edge Bottom	0.611		0.000		0.611	0.611	0.000	0.000
	Edge Left	1.084		0.008	0.015	1.092	1.099	0.008	0.015

12.4. WWAN Cell-off & Wi-Fi 5G Power State 2 & BT & 802.15.4ab NB

RF Exposure conditions	Test Position	Standalone SAR (W/kg)						Σ 1-g SAR (W/kg)							
		1	2	3	4	5	6	1+3+5	1+3+6	1+4+5	1+4+6	2+3+5	2+3+6	2+4+5	2+4+6
		Wi-Fi 5G Pstate 2 ANT5	Wi-Fi 5G Pstate 2 ANT6	BT (P _{Mid}) ANT3	BT (P _{Mid}) ANT4	802.15.4ab NB ANT5	802.15.4ab NB ANT6								
Head	Left Cheek	0.007	0.559	0.034	0.135	0.000	0.002	0.041	0.043	0.142	0.145	0.593	0.595	0.694	0.697
	Left Tilt	0.000	0.559	0.034	0.135	0.000	0.002	0.034	0.036	0.136	0.138	0.593	0.595	0.694	0.697
	Right Cheek	0.000	0.893	0.034	0.135	0.000	0.064	0.034	0.098	0.136	0.199	0.927	0.991	1.029	1.093
	Right Tilt	0.000	0.559	0.034	0.135	0.000	0.017	0.034	0.051	0.136	0.152	0.593	0.609	0.694	0.711
Body-worn & Hotspot	Back	1.140	1.149	0.158	0.165	0.057	0.077	1.355	1.374	1.362	1.381	1.364	1.384	1.371	1.391
	Front	0.056	0.117	0.158	0.165	0.000	0.003	0.214	0.216	0.221	0.223	0.275	0.277	0.282	0.284
Hotspot	Edge Top		0.117		0.165		0.005	0.000	0.005	0.165	0.170	0.117	0.122	0.282	0.287
	Edge Right				0.165			0.000	0.000	0.165	0.165	0.000	0.000	0.165	0.165
	Edge Bottom	0.056		0.158		0.000		0.214	0.214	0.056	0.056	0.158	0.158	0.000	0.000
	Edge Left	0.245	0.367	0.171		0.008	0.015	0.425	0.432	0.254	0.260	0.547	0.554	0.376	0.383

12.5. WWAN Cell-off & Wi-Fi 5G Power State 2 & 802.15.4 & 802.15.4ab NB

RF Exposure conditions	Test Position	Standalone SAR (W/kg)						Σ 1-g SAR (W/kg)							
		1 Wi-Fi 5G Pstate 2 ANT5	2 Wi-Fi 5G Pstate 2 ANT6	3 802.15.4 (P _{Mid}) ANT3	4 802.15.4 (P _{Mid}) ANT4	5 802.15.4ab NB ANT5	6 802.15.4ab NB ANT6	1+3+5	1+3+6	1+4+5	1+4+6	2+3+5	2+3+6	2+4+5	2+4+6
Head	Left Cheek	0.007	0.559	0.000	0.013	0.000	0.002	0.007	0.009	0.020	0.022	0.559	0.561	0.572	0.574
	Left Tilt	0.000	0.559	0.000	0.009	0.000	0.002	0.000	0.003	0.009	0.012	0.559	0.561	0.568	0.570
	Right Cheek	0.000	0.893	0.000	0.105	0.000	0.064	0.000	0.064	0.105	0.169	0.893	0.957	0.998	1.062
	Right Tilt	0.000	0.559	0.000	0.027	0.000	0.017	0.000	0.017	0.027	0.044	0.559	0.576	0.586	0.603
Body-worn & Hotspot	Back	1.140	1.149	0.232	0.264	0.057	0.077	1.429	1.448	1.461	1.480	1.438	1.458	1.470	1.490
	Front	0.056	0.117	0.232	0.264	0.000	0.003	0.288	0.290	0.320	0.322	0.348	0.351	0.381	0.383
Hotspot	Edge Top		0.117		0.264		0.005	0.000	0.005	0.264	0.269	0.117	0.122	0.381	0.386
	Edge Right							0.000	0.000	0.000	0.000	0.000	0.000	0.000	0.000
	Edge Bottom	0.056		0.232		0.000		0.288	0.288	0.056	0.056	0.232	0.232	0.000	0.000
	Edge Left	0.245	0.367	0.232	0.264	0.008	0.015	0.485	0.492	0.518	0.524	0.607	0.614	0.640	0.647

12.6. WWAN Cell-off & Wi-Fi 2.4G Power State 3 & NB UNII

RF Exposure conditions	Test Position	Standalone SAR (W/kg)				Σ 1-g SAR (W/kg)			
		1 Wi-Fi 2.4G Pstate 3 ANT3	2 Wi-Fi 2.4G Pstate 3 ANT4	3 NB UNII (P _{High}) ANT5	4 NB UNII (P _{High}) ANT6	1+3	1+4	2+3	2+4
Head	Left Cheek	0.259	1.014	0.000	0.013	0.259	0.272	1.014	1.026
	Left Tilt	0.259	0.703	0.000	0.009	0.259	0.268	0.703	0.712
	Right Cheek	0.259	0.703	0.000	0.105	0.259	0.364	0.703	0.808
	Right Tilt	0.259	0.703	0.000	0.027	0.259	0.286	0.703	0.730
Body-worn & Hotspot	Back	0.638	0.785	0.353	0.259	0.991	0.897	1.138	1.044
	Front	0.611	0.444	0.353	0.259	0.964	0.870	0.797	0.703
Hotspot	Edge Top		0.444		0.259	0.000	0.259	0.444	0.703
	Edge Right		1.037			0.000	0.000	1.037	1.037
	Edge Bottom	0.611		0.353		0.964	0.611	0.353	0.000
	Edge Left	1.084		0.353	0.259	1.437	1.343	0.353	0.259

12.7. WWAN Cell-off & Wi-Fi 5G Power State 3 & BT & 802.15.4

RF Exposure conditions	Test Position	Standalone SAR (W/kg)						Σ 1-g SAR (W/kg)							
		1 Wi-Fi 5G Pstate 3 ANT5	2 Wi-Fi 5G Pstate 3 ANT6	3 BT (P _{High}) ANT3	4 BT (P _{High}) ANT4	5 802.15.4 (P _{High}) ANT3	6 802.15.4 (P _{High}) ANT4	1+3	1+4	2+3	2+4	1+5	1+6	2+5	2+6
Head	Left Cheek	0.007	0.559	0.061	0.206	0.053	0.193	0.068	0.213	0.620	0.765	0.060	0.199	0.612	0.751
	Left Tilt	0.000	0.559	0.061	0.206	0.053	0.193	0.061	0.206	0.620	0.765	0.053	0.193	0.612	0.751
	Right Cheek	0.000	0.893	0.061	0.206	0.053	0.193	0.061	0.206	0.954	1.099	0.053	0.193	0.946	1.086
	Right Tilt	0.000	0.559	0.061	0.206	0.053	0.193	0.061	0.206	0.620	0.765	0.053	0.193	0.612	0.751
Body-worn & Hotspot	Back	1.140	1.149	0.164	0.396	0.158	0.127	1.304	1.536	1.313	1.545	1.298	1.267	1.307	1.276
	Front	0.056	0.117	0.164	0.396	0.158	0.127	0.220	0.452	0.280	0.513	0.214	0.183	0.275	0.244
Hotspot	Edge Top		0.117		0.396		0.127	0.000	0.396	0.117	0.513	0.000	0.127	0.117	0.244
	Edge Right				0.396		0.127	0.000	0.396	0.000	0.396	0.000	0.127	0.000	0.127
	Edge Bottom	0.056		0.164		0.158		0.220	0.056	0.164	0.000	0.214	0.056	0.158	0.000
	Edge Left	0.245	0.367	0.196		0.214		0.442	0.245	0.564	0.367	0.459	0.245	0.581	0.367

12.8. WWAN Cell-off & Wi-Fi 5G Power State 5 & BT & 802.15.4ab NB

RF Exposure conditions	Test Position	Standalone SAR (W/kg)						Σ 1-g SAR (W/kg)							
		1 Wi-Fi 5G Pstate 5 ANT5	2 Wi-Fi 5G Pstate 5 ANT6	3 BT (P _{High}) ANT3	4 BT (P _{High}) ANT4	5 802.15.4ab NB ANT5	6 802.15.4ab NB ANT6	1+3+5	1+3+6	1+4+5	1+4+6	2+3+5	2+3+6	2+4+5	2+4+6
Head	Left Cheek	0.006	0.559	0.061	0.206	0.000	0.002	0.067	0.070	0.213	0.215	0.620	0.623	0.765	0.768
	Left Tilt	0.000	0.559	0.061	0.206	0.000	0.002	0.062	0.064	0.207	0.209	0.620	0.623	0.765	0.768
	Right Cheek	0.000	0.893	0.061	0.206	0.000	0.064	0.062	0.125	0.207	0.270	0.955	1.018	1.100	1.164
	Right Tilt	0.000	0.559	0.061	0.206	0.000	0.017	0.062	0.078	0.207	0.223	0.620	0.637	0.765	0.782
Body-worn & Hotspot	Back	0.937	1.024	0.164	0.396	0.057	0.077	1.158	1.177	1.390	1.409	1.245	1.265	1.477	1.497
	Front	0.050	0.104	0.164	0.396	0.000	0.003	0.214	0.216	0.446	0.448	0.268	0.270	0.500	0.503
Hotspot	Edge Top		0.104		0.396		0.005	0.000	0.005	0.396	0.401	0.104	0.109	0.500	0.505
	Edge Right				0.396			0.000	0.000	0.396	0.396	0.000	0.000	0.396	0.396
	Edge Bottom	0.050		0.164		0.000		0.214	0.214	0.050	0.050	0.164	0.164	0.000	0.000
	Edge Left	0.176	0.328	0.196		0.008	0.015	0.380	0.387	0.184	0.191	0.532	0.539	0.336	0.343

12.9. WWAN Cell-off & Wi-Fi 5G Power State 5 & 802.15.4 & 802.15.4ab NB

RF Exposure conditions	Test Position	Standalone SAR (W/kg)						Σ 1-g SAR (W/kg)							
		1 Wi-Fi 5G Pstate 5 ANT5	2 Wi-Fi 5G Pstate 5 ANT6	3 802.15.4 (P _{High}) ANT3	4 802.15.4 (P _{High}) ANT4	5 802.15.4ab NB ANT5	6 802.15.4ab NB ANT6	1+3+5	1+3+6	1+4+5	1+4+6	2+3+5	2+3+6	2+4+5	2+4+6
Head	Left Cheek	0.006	0.559	0.053	0.193	0.000	0.002	0.059	0.061	0.199	0.201	0.612	0.614	0.752	0.754
	Left Tilt	0.000	0.559	0.053	0.193	0.000	0.002	0.053	0.055	0.193	0.195	0.612	0.614	0.752	0.754
	Right Cheek	0.000	0.893	0.053	0.193	0.000	0.064	0.053	0.117	0.193	0.257	0.946	1.010	1.086	1.150
	Right Tilt	0.000	0.559	0.053	0.193	0.000	0.017	0.053	0.070	0.193	0.210	0.612	0.629	0.752	0.768
Body-worn & Hotspot	Back	0.937	1.024	0.158	0.127	0.057	0.077	1.152	1.171	1.121	1.140	1.239	1.259	1.208	1.228
	Front	0.050	0.104	0.158	0.127	0.000	0.003	0.208	0.210	0.177	0.179	0.262	0.264	0.231	0.233
Hotspot	Edge Top		0.104		0.127		0.005	0.000	0.005	0.127	0.132	0.104	0.109	0.231	0.236
	Edge Right				0.127			0.000	0.000	0.127	0.127	0.000	0.000	0.127	0.127
	Edge Bottom	0.050		0.158		0.000		0.208	0.208	0.050	0.050	0.158	0.158	0.000	0.000
	Edge Left	0.176	0.328	0.214		0.008	0.015	0.398	0.405	0.184	0.191	0.549	0.556	0.336	0.343

12.10. WWAN(TNE) Cell-on & BT & NB UNII & 802.15.4

RF Exposure conditions	Test Position	Standalone SAR (W/kg)							Σ 1-g SAR (W/kg)					
		1 WWAN Cell-on Worst case	2 BT (P _{High}) ANT3	3 BT (P _{High}) ANT4	4 NB UNII (P _{High}) ANT5	5 NB UNII (P _{High}) ANT6	6 802.15.4 (P _{High}) ANT3	7 802.15.4 (P _{High}) ANT4	1+2	1+3	1+4	1+5	1+6	1+7
Head	Left Cheek	0.678	0.061	0.206	0.000	0.013	0.053	0.193	0.739	0.884	0.678	0.691	0.731	0.870
	Left Tilt	0.785	0.061	0.206	0.000	0.009	0.053	0.193	0.846	0.991	0.785	0.794	0.838	0.978
	Right Cheek	0.905	0.061	0.206	0.000	0.105	0.053	0.193	0.967	1.112	0.905	1.010	0.958	1.098
	Right Tilt	0.885	0.061	0.206	0.000	0.027	0.053	0.193	0.946	1.091	0.885	0.912	0.938	1.077
Body-worn & Hotspot	Back	0.737	0.164	0.396	0.353	0.259	0.158	0.127	0.901	1.133	1.090	0.996	0.895	0.864
	Front	0.511	0.164	0.396	0.353	0.259	0.158	0.127	0.675	0.907	0.864	0.770	0.669	0.638
Hotspot	Edge Top	0.606		0.396		0.259		0.127	0.606	1.002	0.606	0.865	0.606	0.733
	Edge Right	0.779		0.396				0.127	0.779	1.175	0.779	0.779	0.779	0.906
	Edge Bottom	0.935	0.164		0.353		0.158		1.099	0.935	1.288	0.935	1.093	0.935
	Edge Left	0.976	0.196		0.353	0.259	0.214		1.172	0.976	1.329	1.235	1.190	0.976

12.11. WWAN(TNE) Cell-on & BT & 802.15.4ab NB

RF Exposure conditions	Test Position	Standalone SAR (W/kg)					Σ 1-g SAR (W/kg)			
		1 WWAN Cell-on Worst case	2 BT (P _{High}) ANT3	3 BT (P _{High}) ANT4	4 802.15.4ab NB ANT5	5 802.15.4ab NB ANT6	1+2+4	1+2+5	1+3+4	1+3+5
Head	Left Cheek	0.678	0.061	0.206	0.000	0.002	0.739	0.742	0.884	0.887
	Left Tilt	0.785	0.061	0.206	0.000	0.002	0.847	0.849	0.992	0.994
	Right Cheek	0.905	0.061	0.206	0.000	0.064	0.967	1.031	1.112	1.176
	Right Tilt	0.885	0.061	0.206	0.000	0.017	0.946	0.963	1.091	1.108
Body-worn & Hotspot	Back	0.737	0.164	0.396	0.057	0.077	0.958	0.978	1.190	1.210
	Front	0.511	0.164	0.396	0.000	0.003	0.675	0.677	0.907	0.910
Hotspot	Edge Top	0.606		0.396		0.005	0.606	0.611	1.002	1.007
	Edge Right	0.779		0.396			0.779	0.779	1.175	1.175
	Edge Bottom	0.935	0.164		0.000		1.099	1.099	0.935	0.935
	Edge Left	0.976	0.196		0.008	0.015	1.180	1.187	0.984	0.991

12.12. WWAN(TNE) Cell-on & 802.15.4 & 802.15.4ab NB

RF Exposure conditions	Test Position	Standalone SAR (W/kg)					Σ 1-g SAR (W/kg)			
		1 WWAN Cell-on Worst case	2 802.15.4 (P _{High}) ANT3	3 802.15.4 (P _{High}) ANT4	4 802.15.4ab NB ANT5	5 802.15.4ab NB ANT6	1+2+4	1+2+5	1+3+4	1+3+5
Head	Left Cheek	0.678	0.053	0.193	0.000	0.002	0.731	0.733	0.731	0.733
	Left Tilt	0.785	0.053	0.193	0.000	0.002	0.838	0.840	0.838	0.840
	Right Cheek	0.905	0.053	0.193	0.000	0.064	0.958	1.022	0.958	1.022
	Right Tilt	0.885	0.053	0.193	0.000	0.017	0.938	0.955	0.938	0.955
Body-worn & Hotspot	Back	0.737	0.158	0.127	0.057	0.077	0.952	0.972	0.952	0.972
	Front	0.511	0.158	0.127	0.000	0.003	0.669	0.671	0.669	0.671
Hotspot	Edge Top	0.606		0.127		0.005	0.606	0.611	0.606	0.611
	Edge Right	0.779		0.127			0.779	0.779	0.779	0.779
	Edge Bottom	0.935	0.158		0.000		1.093	1.093	1.093	1.093
	Edge Left	0.976	0.214		0.008	0.015	1.198	1.205	1.198	1.205

12.13. WWAN(TNE) Cell-on & Wi-Fi 2.4G Power State 4 & NB UNII

RF Exposure conditions	Test Position	Standalone SAR (W/kg)					Σ 1-g SAR (W/kg)			
		1	2	3	4	5	1+2+4	1+2+5	1+3+4	1+3+5
		WWAN Cell-on Worst case	Wi-Fi 2.4G Pstate 4 ANT3	Wi-Fi 2.4G Pstate 4 ANT4	NB UNII (P _{Low}) ANT5	NB UNII (P _{Low}) ANT6				
Head	Left Cheek	0.678	0.080	0.343	0.000	0.021	0.758	0.779	1.021	1.041
	Left Tilt	0.785	0.080	0.125	0.000	0.021	0.865	0.886	0.911	0.931
	Right Cheek	0.905	0.080	0.125	0.000	0.047	0.985	1.032	1.031	1.077
	Right Tilt	0.885	0.080	0.125	0.000	0.026	0.965	0.991	1.010	1.037
Body-worn & Hotspot	Back	0.737	0.243	0.278	0.059	0.081	1.039	1.062	1.073	1.096
	Front	0.511	0.243	0.278	0.059	0.081	0.813	0.836	0.847	0.870
Hotspot	Edge Top	0.606		0.278		0.081	0.606	0.687	0.884	0.965
	Edge Right	0.779		0.387			0.779	0.779	1.166	1.166
	Edge Bottom	0.935	0.243		0.059		1.237	1.179	0.994	0.935
	Edge Left	0.976	0.300		0.059	0.081	1.335	1.357	1.035	1.057

12.14. WWAN(TNE) Cell-on & Wi-Fi 5G Power State 4 & BT & 802.15.4

RF Exposure conditions	Test Position	Standalone SAR (W/kg)							Σ 1-g SAR (W/kg)							
		1	2	3	4	5	6	7	1+2+4	1+2+5	1+3+4	1+3+5	1+2+6	1+2+7	1+3+6	1+3+7
		WWAN Cell-on Worst case	Wi-Fi 5G Pstate 4 ANT5	Wi-Fi 5G Pstate 4 ANT6	BT (P _{Low}) ANT3	BT (P _{Low}) ANT4	802.15.4 (P _{Low}) ANT5	802.15.4 (P _{Low}) ANT6								
Head	Left Cheek	0.678	0.003	0.268	0.007	0.044	0.006	0.055	0.688	0.725	0.954	0.990	0.687	0.736	0.953	1.001
	Left Tilt	0.785	0.003	0.268	0.007	0.044	0.006	0.055	0.796	0.832	1.061	1.097	0.795	0.843	1.060	1.108
	Right Cheek	0.905	0.003	0.396	0.007	0.044	0.006	0.055	0.916	0.952	1.308	1.345	0.915	0.964	1.307	1.356
	Right Tilt	0.885	0.003	0.268	0.007	0.044	0.006	0.055	0.895	0.932	1.161	1.197	0.894	0.943	1.160	1.208
Body-worn & Hotspot	Back	0.737	0.397	0.454	0.037	0.054	0.030	0.048	1.171	1.187	1.228	1.245	1.164	1.182	1.221	1.239
	Front	0.511	0.397	0.064	0.037	0.054	0.030	0.048	0.945	0.961	0.612	0.628	0.938	0.956	0.605	0.623
Hotspot	Edge Top	0.606		0.064		0.054		0.048	0.606	0.660	0.670	0.723	0.606	0.654	0.670	0.718
	Edge Right	0.779				0.054		0.048	0.779	0.833	0.779	0.833	0.779	0.827	0.779	0.827
	Edge Bottom	0.935	0.397		0.037		0.030		1.370	1.332	0.973	0.935	1.363	1.332	0.966	0.935
	Edge Left	0.976	0.397	0.138	0.045		0.036		1.418	1.373	1.158	1.114	1.409	1.373	1.150	1.114

12.15. WWAN(TNE) Cell-on & Wi-Fi 2.4G Power State 6 & 802.15.4ab NB

RF Exposure conditions	Test Position	Standalone SAR (W/kg)					Σ 1-g SAR (W/kg)			
		1	2	3	4	5	1+2+4	1+2+5	1+3+4	1+3+5
		WWAN Cell-on Worst case	Wi-Fi 2.4G Pstate 6 ANT3	Wi-Fi 2.4G Pstate 6 ANT4	802.15.4ab NB ANT5	802.15.4ab NB ANT6				
Head	Left Cheek	0.678	0.064	0.272	0.000	0.002	0.742	0.744	0.950	0.952
	Left Tilt	0.785	0.064	0.100	0.000	0.002	0.849	0.851	0.885	0.887
	Right Cheek	0.905	0.064	0.100	0.000	0.064	0.969	1.033	1.005	1.069
	Right Tilt	0.885	0.064	0.100	0.000	0.017	0.949	0.965	0.985	1.001
Body-worn & Hotspot	Back	0.737	0.193	0.221	0.057	0.077	0.987	1.007	1.015	1.034
	Front	0.511	0.193	0.221	0.000	0.003	0.704	0.707	0.732	0.734
Hotspot	Edge Top	0.606		0.221		0.005	0.606	0.611	0.826	0.831
	Edge Right	0.779		0.307			0.779	0.779	1.087	1.087
	Edge Bottom	0.935	0.193		0.000		1.129	1.129	0.935	0.935
	Edge Left	0.976	0.238		0.008	0.015	1.222	1.229	0.984	0.991

12.16. WWAN(TNE) Cell-on & Wi-Fi 5G Power State 6 & BT & 802.15.4ab NB

RF Exposure conditions	Test Position	Standalone SAR (W/kg)							Σ 1-g SAR (W/kg)							
		1	2	3	4	5	6	7	1+2+4+6	1+2+4+7	1+3+4+6	1+3+4+7	1+2+5+6	1+2+5+7	1+3+5+6	1+3+5+7
		WWAN Cell-on Worst case	Wi-Fi 5G Pstate 6 ANT5	Wi-Fi 5G Pstate 6 ANT6	BT (P _{Low}) ANT3	BT (P _{Low}) ANT4	802.15.4ab NB ANT5	802.15.4ab NB ANT6								
Head	Left Cheek	0.678	0.002	0.213	0.007	0.044	0.000	0.002	0.688	0.690	0.899	0.901	0.724	0.726	0.935	0.937
	Left Tilt	0.785	0.002	0.213	0.007	0.044	0.000	0.002	0.795	0.797	1.006	1.008	0.831	0.834	1.042	1.044
	Right Cheek	0.905	0.002	0.314	0.007	0.044	0.000	0.064	0.915	0.979	1.227	1.291	0.952	1.015	1.263	1.327
	Right Tilt	0.885	0.002	0.213	0.007	0.044	0.000	0.017	0.895	0.912	1.105	1.122	0.931	0.948	1.142	1.159
Body-worn & Hotspot	Back	0.737	0.315	0.361	0.037	0.054	0.057	0.077	1.147	1.166	1.192	1.212	1.163	1.183	1.208	1.228
	Front	0.511	0.315	0.051	0.037	0.054	0.000	0.003	0.864	0.866	0.599	0.602	0.880	0.882	0.615	0.618
Hotspot	Edge Top	0.606		0.051		0.054		0.005	0.606	0.611	0.657	0.662	0.660	0.665	0.710	0.715
	Edge Right	0.779				0.054			0.779	0.779	0.779	0.779	0.833	0.833	0.833	0.833
	Edge Bottom	0.935	0.315		0.037		0.000		1.288	1.288	0.973	0.973	1.251	1.251	0.935	0.935
	Edge Left	0.976	0.315	0.109	0.045		0.008	0.015	1.344	1.351	1.138	1.145	1.299	1.306	1.093	1.100

12.17. WWAN(TNE) Cell-on & Wi-Fi 5G Power State 6 & 802.15.4 & 802.15.4ab NB

RF Exposure conditions	Test Position	Standalone SAR (W/kg)							Σ 1-g SAR (W/kg)							
		1 WWAN Cell-on Worst case	2 Wi-Fi 5G Pstate 6 ANT5	3 Wi-Fi 5G Pstate 6 ANT6	4 802.15.4 (P _{Low}) ANT3	5 802.15.4 (P _{Low}) ANT4	6 802.15.4ab NB ANT5	7 802.15.4ab NB ANT6	1+2+4+6	1+2+4+7	1+3+4+6	1+3+4+7	1+2+5+6	1+2+5+7	1+3+5+6	1+3+5+7
Head	Left Cheek	0.678	0.002	0.213	0.006	0.055	0.000	0.002	0.687	0.689	0.898	0.900	0.736	0.738	0.946	0.949
	Left Tilt	0.785	0.002	0.213	0.006	0.055	0.000	0.002	0.794	0.796	1.005	1.007	0.843	0.845	1.053	1.056
	Right Cheek	0.905	0.002	0.314	0.006	0.055	0.000	0.064	0.914	0.978	1.226	1.290	0.963	1.027	1.275	1.339
	Right Tilt	0.885	0.002	0.213	0.006	0.055	0.000	0.017	0.894	0.911	1.105	1.121	0.943	0.959	1.153	1.170
Body-worn & Hotspot	Back	0.737	0.315	0.361	0.030	0.048	0.057	0.077	1.140	1.159	1.185	1.205	1.157	1.177	1.203	1.222
	Front	0.511	0.315	0.051	0.030	0.048	0.000	0.003	0.857	0.859	0.592	0.594	0.874	0.877	0.610	0.612
Hotspot	Edge Top	0.606		0.051		0.048		0.005	0.606	0.611	0.657	0.662	0.654	0.659	0.704	0.710
	Edge Right	0.779				0.048			0.779	0.779	0.779	0.779	0.827	0.827	0.827	0.827
	Edge Bottom	0.935	0.315		0.030			0.000	1.281	1.281	0.966	0.966	1.251	1.251	0.935	0.935
	Edge Left	0.976	0.315	0.109	0.036			0.008	1.335	1.342	1.129	1.136	1.299	1.306	1.093	1.100

12.18. WWAN(PCE) Cell-on & BT & NB UNII & 802.15.4

RF Exposure conditions	Test Position	Standalone SAR (W/kg)							Σ 1-g SAR (W/kg)						
		1 WWAN Cell-on Worst case	2 BT (P _{High}) ANT3	3 BT (P _{High}) ANT4	4 NB UNII (P _{High}) ANT5	5 NB UNII (P _{High}) ANT6	6 802.15.4 (P _{High}) ANT3	7 802.15.4 (P _{High}) ANT4	1+2	1+3	1+4	1+5	1+6	1+7	
Head	Left Cheek	0.903	0.061	0.206	0.000	0.013	0.053	0.193	0.964	1.109	0.903	0.916	0.956	1.096	
	Left Tilt	0.852	0.061	0.206	0.000	0.009	0.053	0.193	0.913	1.058	0.852	0.861	0.904	1.044	
	Right Cheek	0.960	0.061	0.206	0.000	0.105	0.053	0.193	1.021	1.166	0.960	1.065	1.013	1.152	
	Right Tilt	0.913	0.061	0.206	0.000	0.027	0.053	0.193	0.975	1.120	0.913	0.940	0.966	1.106	
Body-worn & Hotspot	Back	0.981	0.164	0.396	0.353	0.259	0.158	0.127	1.145	1.377	1.334	1.240	1.139	1.108	
	Front	0.742	0.164	0.396	0.353	0.259	0.158	0.127	0.906	1.138	1.095	1.001	0.900	0.869	
Hotspot	Edge Top	0.917		0.396		0.259			0.917	1.313	0.917	1.176	0.917	1.044	
	Edge Right	0.916		0.396					0.916	1.313	0.916	0.916	0.916	1.043	
	Edge Bottom	0.988	0.164		0.353		0.158		1.152	0.988	1.341	0.988	1.146	0.988	
	Edge Left	0.987	0.196		0.353	0.259	0.214		1.183	0.987	1.340	1.246	1.201	0.987	

12.19. WWAN(PCE) Cell-on & BT & 802.15.4ab NB

RF Exposure conditions	Test Position	Standalone SAR (W/kg)					Σ 1-g SAR (W/kg)			
		1 WWAN Cell-on Worst case	2 BT (P _{High}) ANT3	3 BT (P _{High}) ANT4	4 802.15.4ab NB ANT5	5 802.15.4ab NB ANT6	1+2+4	1+2+5	1+3+4	1+3+5
Head	Left Cheek	0.903	0.061	0.206	0.000	0.002	0.964	0.967	1.109	1.112
	Left Tilt	0.852	0.061	0.206	0.000	0.002	0.913	0.915	1.058	1.060
	Right Cheek	0.960	0.061	0.206	0.000	0.064	1.021	1.085	1.166	1.230
	Right Tilt	0.913	0.061	0.206	0.000	0.017	0.975	0.992	1.120	1.137
Body-worn & Hotspot	Back	0.981	0.164	0.396	0.057	0.077	1.202	1.222	1.434	1.454
	Front	0.742	0.164	0.396	0.000	0.003	0.906	0.908	1.138	1.141
Hotspot	Edge Top	0.917		0.396		0.005	0.917	0.922	1.313	1.318
	Edge Right	0.916		0.396			0.916	0.916	1.313	1.313
	Edge Bottom	0.988	0.164		0.000		1.152	1.152	0.988	0.988
	Edge Left	0.987	0.196		0.008	0.015	1.191	1.198	0.995	1.002

12.20. WWAN(PCE) Cell-on & 802.15.4 & 802.15.4ab NB

RF Exposure conditions	Test Position	Standalone SAR (W/kg)					Σ 1-g SAR (W/kg)			
		1 WWAN Cell-on Worst case	2 802.15.4 (P _{High}) ANT3	3 802.15.4 (P _{High}) ANT4	4 802.15.4ab NB ANT5	5 802.15.4ab NB ANT6	1+2+4	1+2+5	1+3+4	1+3+5
Head	Left Cheek	0.903	0.053	0.193	0.000	0.002	0.956	0.958	0.956	0.958
	Left Tilt	0.852	0.053	0.193	0.000	0.002	0.905	0.907	0.905	0.907
	Right Cheek	0.960	0.053	0.193	0.000	0.064	1.013	1.077	1.013	1.077
	Right Tilt	0.913	0.053	0.193	0.000	0.017	0.966	0.983	0.966	0.983
Body-worn & Hotspot	Back	0.981	0.158	0.127	0.057	0.077	1.196	1.216	1.196	1.216
	Front	0.742	0.158	0.127	0.000	0.003	0.900	0.902	0.900	0.902
Hotspot	Edge Top	0.917		0.127		0.005	0.917	0.922	0.917	0.922
	Edge Right	0.916		0.127			0.916	0.916	0.916	0.916
	Edge Bottom	0.988	0.158		0.000		1.146	1.146	1.146	1.146
	Edge Left	0.987	0.214		0.008	0.015	1.209	1.216	1.209	1.216

12.21. WWAN(PCE) Cell-on & Wi-Fi 2.4G Power State 4 & NB UNII

RF Exposure conditions	Test Position	Standalone SAR (W/kg)					Σ 1-g SAR (W/kg)			
		1	2	3	4	5	1+2+4	1+2+5	1+3+4	1+3+5
		WWAN Cell-on Worst case	Wi-Fi 2.4G Pstate 4 ANT3	Wi-Fi 2.4G Pstate 4 ANT4	NB UNII (P _{Low}) ANT5	NB UNII (P _{Low}) ANT6				
Head	Left Cheek	0.903	0.080	0.343	0.000	0.021	0.983	1.004	1.246	1.266
	Left Tilt	0.852	0.080	0.125	0.000	0.021	0.932	0.952	0.977	0.998
	Right Cheek	0.960	0.080	0.125	0.000	0.047	1.040	1.086	1.085	1.132
	Right Tilt	0.913	0.080	0.125	0.000	0.026	0.993	1.020	1.039	1.065
Body-worn & Hotspot	Back	0.981	0.243	0.278	0.059	0.081	1.283	1.306	1.317	1.340
	Front	0.742	0.243	0.278	0.059	0.081	1.044	1.067	1.078	1.101
Hotspot	Edge Top	0.917		0.278		0.081	0.917	0.999	1.195	1.276
	Edge Right	0.916		0.387			0.916	0.916	1.304	1.304
	Edge Bottom	0.988	0.243		0.059		1.290	1.231	1.047	0.988
	Edge Left	0.987	0.300		0.059	0.081	1.346	1.368	1.046	1.068

12.22. WWAN(PCE) Cell-on & Wi-Fi 5G Power State 4 & BT & 802.15.4

RF Exposure conditions	Test Position	Standalone SAR (W/kg)							Σ 1-g SAR (W/kg)							
		1	2	3	4	5	6	7	1+2+4	1+2+5	1+3+4	1+3+5	1+2+6	1+2+7	1+3+6	1+3+7
		WWAN Cell-on Worst case	Wi-Fi 5G Pstate 4 ANT5	Wi-Fi 5G Pstate 4 ANT6	BT (P _{Low}) ANT3	BT (P _{Low}) ANT4	802.15.4 (P _{Low}) ANT3	802.15.4 (P _{Low}) ANT4								
Head	Left Cheek	0.903	0.003	0.268	0.007	0.044	0.006	0.055	0.913	0.950	1.179	1.215	0.912	0.961	1.178	1.226
	Left Tilt	0.852	0.003	0.268	0.007	0.044	0.006	0.055	0.862	0.898	1.127	1.164	0.861	0.910	1.126	1.175
	Right Cheek	0.960	0.003	0.396	0.007	0.044	0.006	0.055	0.970	1.006	1.363	1.399	0.969	1.018	1.362	1.410
	Right Tilt	0.913	0.003	0.268	0.007	0.044	0.006	0.055	0.924	0.960	1.189	1.225	0.923	0.972	1.188	1.237
Body-worn & Hotspot	Back	0.981	0.397	0.454	0.037	0.054	0.030	0.048	1.415	1.432	1.472	1.489	1.408	1.426	1.465	1.483
	Front	0.742	0.397	0.064	0.037	0.054	0.030	0.048	1.176	1.192	0.843	0.859	1.169	1.187	0.836	0.854
Hotspot	Edge Top	0.917		0.064		0.054		0.048	0.917	0.971	0.981	1.035	0.917	0.965	0.981	1.029
	Edge Right	0.916				0.054		0.048	0.916	0.970	0.916	0.970	0.916	0.964	0.916	0.964
	Edge Bottom	0.988	0.397		0.037		0.030		1.422	1.385	1.025	0.988	1.415	1.385	1.018	0.988
	Edge Left	0.987	0.397	0.138	0.045		0.036		1.429	1.384	1.169	1.125	1.420	1.384	1.161	1.125

12.23. WWAN(PCE) Cell-on & Wi-Fi 2.4G Power State 6 & 802.15.4ab NB

RF Exposure conditions	Test Position	Standalone SAR (W/kg)					Σ 1-g SAR (W/kg)			
		1	2	3	4	5	1+2+4	1+2+5	1+3+4	1+3+5
		WWAN Cell-on Worst case	Wi-Fi 2.4G Pstate 6 ANT3	Wi-Fi 2.4G Pstate 6 ANT4	802.15.4ab NB ANT5	802.15.4ab NB ANT6				
Head	Left Cheek	0.903	0.064	0.272	0.000	0.002	0.967	0.969	1.175	1.177
	Left Tilt	0.852	0.064	0.100	0.000	0.002	0.915	0.918	0.951	0.954
	Right Cheek	0.960	0.064	0.100	0.000	0.064	1.023	1.087	1.059	1.123
	Right Tilt	0.913	0.064	0.100	0.000	0.017	0.977	0.994	1.013	1.030
Body-worn & Hotspot	Back	0.981	0.193	0.221	0.057	0.077	1.231	1.251	1.259	1.278
	Front	0.742	0.193	0.221	0.000	0.003	0.935	0.938	0.963	0.965
Hotspot	Edge Top	0.917		0.221		0.005	0.917	0.922	1.138	1.143
	Edge Right	0.916		0.307			0.916	0.916	1.224	1.224
	Edge Bottom	0.988	0.193		0.000		1.181	1.181	0.988	0.988
	Edge Left	0.987	0.238		0.008	0.015	1.233	1.240	0.995	1.002

12.24. WWAN(PCE) Cell-on & Wi-Fi 5G Power State 6 & BT & 802.15.4ab NB

RF Exposure conditions	Test Position	Standalone SAR (W/kg)							Σ 1-g SAR (W/kg)							
		1	2	3	4	5	6	7	1+2+4+6	1+2+4+7	1+3+4+6	1+3+4+7	1+2+5+6	1+2+5+7	1+3+5+6	1+3+5+7
		WWAN Cell-on Worst case	Wi-Fi 5G Pstate 6 ANT5	Wi-Fi 5G Pstate 6 ANT6	BT (P _{Low}) ANT3	BT (P _{Low}) ANT4	802.15.4ab NB ANT5	802.15.4ab NB ANT6								
Head	Left Cheek	0.903	0.002	0.213	0.007	0.044	0.000	0.002	0.913	0.915	1.124	1.126	0.949	0.951	1.160	1.162
	Left Tilt	0.852	0.002	0.213	0.007	0.044	0.000	0.002	0.862	0.864	1.072	1.075	0.898	0.900	1.109	1.111
	Right Cheek	0.960	0.002	0.314	0.007	0.044	0.000	0.064	0.970	1.034	1.281	1.345	1.006	1.070	1.318	1.382
	Right Tilt	0.913	0.002	0.213	0.007	0.044	0.000	0.017	0.923	0.940	1.134	1.151	0.960	0.976	1.170	1.187
Body-worn & Hotspot	Back	0.981	0.315	0.361	0.037	0.054	0.057	0.077	1.391	1.410	1.436	1.456	1.407	1.427	1.452	1.472
	Front	0.742	0.315	0.051	0.037	0.054	0.000	0.003	1.095	1.097	0.830	0.833	1.111	1.113	0.846	0.849
Hotspot	Edge Top	0.917		0.051		0.054		0.005	0.917	0.922	0.968	0.973	0.971	0.976	1.022	1.027
	Edge Right	0.916				0.054			0.916	0.916	0.916	0.916	0.970	0.970	0.970	0.970
	Edge Bottom	0.988	0.315		0.037		0.000		1.341	1.340	1.025	1.025	1.303	1.303	0.988	0.988
	Edge Left	0.987	0.315	0.109	0.045		0.008	0.015	1.355	1.362	1.149	1.156	1.310	1.317	1.104	1.111

12.25. WWAN(PCE) Cell-on & Wi-Fi 5G Power State 6 & 802.15.4 & 802.15.4ab NB

RF Exposure conditions	Test Position	Standalone SAR (W/kg)							Σ 1-g SAR (W/kg)							
		1 WWAN Cell-on Worst case	2 Wi-Fi 5G Pstate 6 ANT5	3 Wi-Fi 5G Pstate 6 ANT6	4 802.15.4 (P _{Low}) ANT3	5 802.15.4 (P _{Low}) ANT4	6 802.15.4ab NB ANT5	7 802.15.4ab NB ANT6	1+2+4+6	1+2+4+7	1+3+4+6	1+3+4+7	1+2+5+6	1+2+5+7	1+3+5+6	1+3+5+7
Head	Left Cheek	0.903	0.002	0.213	0.006	0.055	0.000	0.002	0.912	0.914	1.123	1.125	0.961	0.963	1.171	1.174
	Left Tilt	0.852	0.002	0.213	0.006	0.055	0.000	0.002	0.861	0.863	1.071	1.074	0.909	0.912	1.120	1.122
	Right Cheek	0.960	0.002	0.314	0.006	0.055	0.000	0.064	0.969	1.033	1.281	1.344	1.017	1.081	1.329	1.393
	Right Tilt	0.913	0.002	0.213	0.006	0.055	0.000	0.017	0.922	0.939	1.133	1.150	0.971	0.988	1.182	1.198
Body-worn & Hotspot	Back	0.981	0.315	0.361	0.030	0.048	0.057	0.077	1.384	1.403	1.429	1.449	1.401	1.421	1.447	1.466
	Front	0.742	0.315	0.051	0.030	0.048	0.000	0.003	1.088	1.090	0.823	0.825	1.105	1.108	0.841	0.843
Hotspot	Edge Top	0.917		0.051		0.048		0.005	0.917	0.922	0.968	0.973	0.965	0.970	1.016	1.021
	Edge Right	0.916				0.048			0.916	0.916	0.916	0.916	0.964	0.964	0.964	0.964
	Edge Bottom	0.988	0.315		0.030		0.000		1.334	1.333	1.018	1.018	1.303	1.303	0.988	0.988
	Edge Left	0.987	0.315	0.109	0.036		0.008	0.015	1.346	1.353	1.141	1.147	1.310	1.317	1.104	1.111

12.26. WWAN(CBE) Cell-on & BT & NB UNII & 802.15.4

RF Exposure conditions	Test Position	Standalone SAR (W/kg)							Σ 1-g SAR (W/kg)						
		1 WWAN Cell-on Worst case	2 BT (P _{High}) ANT3	3 BT (P _{High}) ANT4	4 NB UNII (P _{High}) ANT5	5 NB UNII (P _{High}) ANT6	6 802.15.4 (P _{High}) ANT3	7 802.15.4 (P _{High}) ANT4	1+2	1+3	1+4	1+5	1+6	1+7	
Head	Left Cheek	0.750	0.061	0.206	0.000	0.013	0.053	0.193	0.812	0.957	0.750	0.763	0.803	0.943	
	Left Tilt	0.559	0.061	0.206	0.000	0.009	0.053	0.193	0.620	0.765	0.559	0.568	0.612	0.752	
	Right Cheek	0.297	0.061	0.206	0.000	0.105	0.053	0.193	0.359	0.504	0.297	0.402	0.350	0.490	
	Right Tilt	0.381	0.061	0.206	0.000	0.027	0.053	0.193	0.442	0.587	0.381	0.408	0.434	0.574	
Body-worn & Hotspot	Back	0.968	0.164	0.396	0.353	0.259	0.158	0.127	1.132	1.364	1.321	1.227	1.126	1.095	
	Front	0.387	0.164	0.396	0.353	0.259	0.158	0.127	0.551	0.783	0.740	0.646	0.545	0.514	
Hotspot	Edge Top	0.259		0.396		0.259			0.127	0.259	0.655	0.259	0.518	0.259	0.386
	Edge Right	0.888		0.396					0.127	0.888	1.284	0.888	0.888	1.015	
	Edge Bottom	0.298	0.164		0.353		0.158		0.462	0.298	0.651	0.298	0.456	0.298	
	Edge Left	0.916	0.196		0.353	0.259	0.214		1.112	0.916	1.269	1.175	1.130	0.916	

12.27. WWAN(CBE) Cell-on & BT & 802.15.4ab NB

RF Exposure conditions	Test Position	Standalone SAR (W/kg)					Σ 1-g SAR (W/kg)			
		1 WWAN Cell-on Worst case	2 BT (P _{High}) ANT3	3 BT (P _{High}) ANT4	4 802.15.4ab NB ANT5	5 802.15.4ab NB ANT6	1+2+4	1+2+5	1+3+4	1+3+5
Head	Left Cheek	0.750	0.061	0.206	0.000	0.002	0.812	0.814	0.957	0.959
	Left Tilt	0.559	0.061	0.206	0.000	0.002	0.621	0.623	0.766	0.768
	Right Cheek	0.297	0.061	0.206	0.000	0.064	0.359	0.423	0.504	0.568
	Right Tilt	0.381	0.061	0.206	0.000	0.017	0.443	0.459	0.588	0.604
Body-worn & Hotspot	Back	0.968	0.164	0.396	0.057	0.077	1.189	1.209	1.421	1.441
	Front	0.387	0.164	0.396	0.000	0.003	0.551	0.553	0.783	0.786
Hotspot	Edge Top	0.259		0.396		0.005	0.259	0.264	0.655	0.660
	Edge Right	0.888		0.396			0.888	0.888	1.284	1.284
	Edge Bottom	0.298	0.164		0.000		0.462	0.462	0.299	0.298
	Edge Left	0.916	0.196		0.008	0.015	1.121	1.128	0.924	0.931

12.28. WWAN(CBE) Cell-on & 802.15.4 & 802.15.4ab NB

RF Exposure conditions	Test Position	Standalone SAR (W/kg)					Σ 1-g SAR (W/kg)			
		1 WWAN Cell-on Worst case	2 802.15.4 (P _{High}) ANT3	3 802.15.4 (P _{High}) ANT4	4 802.15.4ab NB ANT5	5 802.15.4ab NB ANT6	1+2+4	1+2+5	1+3+4	1+3+5
Head	Left Cheek	0.750	0.053	0.193	0.000	0.002	0.803	0.806	0.803	0.806
	Left Tilt	0.559	0.053	0.193	0.000	0.002	0.612	0.614	0.612	0.614
	Right Cheek	0.297	0.053	0.193	0.000	0.064	0.350	0.414	0.350	0.414
	Right Tilt	0.381	0.053	0.193	0.000	0.017	0.434	0.451	0.434	0.451
Body-worn & Hotspot	Back	0.968	0.158	0.127	0.057	0.077	1.183	1.203	1.183	1.203
	Front	0.387	0.158	0.127	0.000	0.003	0.545	0.547	0.545	0.547
Hotspot	Edge Top	0.259		0.127		0.005	0.259	0.264	0.259	0.264
	Edge Right	0.888		0.127			0.888	0.888	0.888	0.888
	Edge Bottom	0.298	0.158		0.000		0.456	0.456	0.456	0.456
	Edge Left	0.916	0.214		0.008	0.015	1.138	1.145	1.138	1.145

12.29. WWAN(CBE) Cell-on & Wi-Fi 2.4G Power State 4 & NB UNII

RF Exposure conditions	Test Position	Standalone SAR (W/kg)					Σ 1-g SAR (W/kg)			
		1 WWAN Cell-on Worst case	2 Wi-Fi 2.4G Pstate 4 ANT3	3 Wi-Fi 2.4G Pstate 4 ANT4	4 NB UNII (P _{Low}) ANT5	5 NB UNII (P _{Low}) ANT6	1+2+4	1+2+5	1+3+4	1+3+5
Head	Left Cheek	0.750	0.080	0.343	0.000	0.021	0.830	0.851	1.093	1.114
	Left Tilt	0.559	0.080	0.125	0.000	0.021	0.639	0.660	0.685	0.705
	Right Cheek	0.297	0.080	0.125	0.000	0.047	0.377	0.424	0.423	0.469
	Right Tilt	0.381	0.080	0.125	0.000	0.026	0.461	0.488	0.507	0.533
Body-worn & Hotspot	Back	0.968	0.243	0.278	0.059	0.081	1.270	1.293	1.304	1.327
	Front	0.387	0.243	0.278	0.059	0.081	0.689	0.712	0.723	0.746
Hotspot	Edge Top	0.259		0.278		0.081	0.259	0.341	0.537	0.618
	Edge Right	0.888		0.387			0.888	0.888	1.275	1.275
	Edge Bottom	0.298	0.243		0.059		0.600	0.542	0.357	0.298
	Edge Left	0.916	0.300		0.059	0.081	1.275	1.297	0.975	0.998

12.30. WWAN(CBE) Cell-on & Wi-Fi 5G Power State 4 & BT & 802.15.4

RF Exposure conditions	Test Position	Standalone SAR (W/kg)							Σ 1-g SAR (W/kg)							
		1 WWAN Cell-on Worst case	2 Wi-Fi 5G Pstate 4 ANT5	3 Wi-Fi 5G Pstate 4 ANT6	4 BT (P _{Low}) ANT3	5 BT (P _{Low}) ANT4	6 802.15.4 (P _{Low}) ANT3	7 802.15.4 (P _{Low}) ANT4	1+2+4	1+2+5	1+3+4	1+3+5	1+2+6	1+2+7	1+3+6	1+3+7
Head	Left Cheek	0.750	0.003	0.268	0.007	0.044	0.006	0.055	0.761	0.797	1.026	1.062	0.760	0.809	1.025	1.074
	Left Tilt	0.559	0.003	0.268	0.007	0.044	0.006	0.055	0.570	0.606	0.835	0.871	0.569	0.617	0.834	0.883
	Right Cheek	0.297	0.003	0.396	0.007	0.044	0.006	0.055	0.308	0.344	0.700	0.737	0.307	0.355	0.699	0.748
	Right Tilt	0.381	0.003	0.268	0.007	0.044	0.006	0.055	0.392	0.428	0.657	0.693	0.391	0.439	0.656	0.705
Body-worn & Hotspot	Back	0.968	0.397	0.454	0.037	0.054	0.030	0.048	1.402	1.418	1.459	1.476	1.395	1.413	1.452	1.470
	Front	0.387	0.397	0.064	0.037	0.054	0.030	0.048	0.821	0.837	0.488	0.504	0.814	0.832	0.481	0.499
Hotspot	Edge Top	0.259		0.064		0.054		0.048	0.259	0.313	0.323	0.377	0.259	0.307	0.323	0.371
	Edge Right	0.888				0.054		0.048	0.888	0.942	0.888	0.942	0.888	0.936	0.888	0.936
	Edge Bottom	0.298	0.397		0.037		0.030		0.733	0.695	0.336	0.298	0.726	0.695	0.329	0.298
	Edge Left	0.916	0.397	0.138	0.045		0.036		1.358	1.313	1.099	1.054	1.349	1.313	1.090	1.054

12.31. WWAN(CBE) Cell-on & Wi-Fi 2.4G Power State 6 & 802.15.4ab NB

RF Exposure conditions	Test Position	Standalone SAR (W/kg)					Σ 1-g SAR (W/kg)			
		1 WWAN Cell-on Worst case	2 Wi-Fi 2.4G Pstate 6 ANT3	3 Wi-Fi 2.4G Pstate 6 ANT4	6 802.15.4ab NB ANT5	7 802.15.4ab NB ANT6	1+2+6	1+2+7	1+3+6	1+3+7
Head	Left Cheek	0.750	0.064	0.272	0.000	0.002	0.814	0.816	1.023	1.025
	Left Tilt	0.559	0.064	0.100	0.000	0.002	0.623	0.625	0.659	0.661
	Right Cheek	0.297	0.064	0.100	0.000	0.064	0.361	0.425	0.397	0.461
	Right Tilt	0.381	0.064	0.100	0.000	0.017	0.445	0.462	0.481	0.498
Body-worn & Hotspot	Back	0.968	0.193	0.221	0.057	0.077	1.218	1.238	1.245	1.265
	Front	0.387	0.193	0.221	0.000	0.003	0.580	0.583	0.608	0.610
Hotspot	Edge Top	0.259		0.221		0.005	0.259	0.264	0.480	0.485
	Edge Right	0.888		0.307			0.888	0.888	1.196	1.196
	Edge Bottom	0.298	0.193		0.000		0.492	0.492	0.299	0.298
	Edge Left	0.916	0.238		0.008	0.015	1.162	1.169	0.924	0.931

12.32. WWAN(CBE) Cell-on & Wi-Fi 5G Power State 6 & BT & 802.15.4ab NB

RF Exposure conditions	Test Position	Standalone SAR (W/kg)							Σ 1-g SAR (W/kg)							
		1 WWAN Cell-on Worst case	2 Wi-Fi 5G Pstate 6 ANT5	3 Wi-Fi 5G Pstate 6 ANT6	4 BT(P _{Low}) ANT3	5 BT(P _{Low}) ANT4	6 802.15.4ab NB ANT5	7 802.15.4ab NB ANT6	1+2+4+6	1+2+4+7	1+3+4+6	1+3+4+7	1+2+5+6	1+2+5+7	1+3+5+6	1+3+5+7
Head	Left Cheek	0.750	0.002	0.213	0.007	0.044	0.000	0.002	0.760	0.763	0.971	0.973	0.797	0.799	1.007	1.010
	Left Tilt	0.559	0.002	0.213	0.007	0.044	0.000	0.002	0.569	0.571	0.780	0.782	0.605	0.608	0.816	0.818
	Right Cheek	0.297	0.002	0.314	0.007	0.044	0.000	0.064	0.307	0.371	0.619	0.683	0.344	0.407	0.655	0.719
	Right Tilt	0.381	0.002	0.213	0.007	0.044	0.000	0.017	0.391	0.408	0.602	0.619	0.427	0.444	0.638	0.655
Body-worn & Hotspot	Back	0.968	0.315	0.361	0.037	0.054	0.057	0.077	1.378	1.397	1.423	1.443	1.394	1.414	1.439	1.459
	Front	0.387	0.315	0.051	0.037	0.054	0.000	0.003	0.740	0.742	0.475	0.478	0.756	0.758	0.491	0.494
Hotspot	Edge Top	0.259		0.051		0.054		0.005	0.259	0.264	0.310	0.315	0.313	0.318	0.364	0.369
	Edge Right	0.888				0.054			0.888	0.888	0.888	0.888	0.942	0.942	0.942	0.942
	Edge Bottom	0.298	0.315		0.037		0.000		0.651	0.651	0.336	0.336	0.614	0.614	0.299	0.298
	Edge Left	0.916	0.315	0.109	0.045		0.008	0.015	1.284	1.291	1.078	1.085	1.240	1.246	1.034	1.041

12.33. WWAN(CBE) Cell-on & Wi-Fi 5G Power State 6 & 802.15.4 & 802.15.4ab NB

RF Exposure conditions	Test Position	Standalone SAR (W/kg)							Σ 1-g SAR (W/kg)							
		1 WWAN Cell-on Worst case	2 Wi-Fi 5G Pstate 6 ANT5	3 Wi-Fi 5G Pstate 6 ANT6	4 802.15.4 (P _{low}) ANT3	5 802.15.4 (P _{low}) ANT4	6 802.15.4ab NB ANT5	7 802.15.4ab NB ANT6	1+2+4+6	1+2+4+7	1+3+4+6	1+3+4+7	1+2+5+6	1+2+5+7	1+3+5+6	1+3+5+7
Head	Left Cheek	0.750	0.002	0.213	0.006	0.055	0.000	0.002	0.759	0.762	0.970	0.972	0.808	0.810	1.019	1.021
	Left Tilt	0.559	0.002	0.213	0.006	0.055	0.000	0.002	0.568	0.570	0.779	0.781	0.617	0.619	0.827	0.830
	Right Cheek	0.297	0.002	0.314	0.006	0.055	0.000	0.064	0.306	0.370	0.618	0.682	0.355	0.419	0.667	0.731
	Right Tilt	0.381	0.002	0.213	0.006	0.055	0.000	0.017	0.390	0.407	0.601	0.618	0.439	0.456	0.650	0.666
Bodyworn & Hotspot	Back	0.968	0.315	0.361	0.030	0.048	0.057	0.077	1.370	1.390	1.416	1.436	1.388	1.408	1.433	1.453
	Front	0.387	0.315	0.051	0.030	0.048	0.000	0.003	0.733	0.735	0.468	0.470	0.750	0.753	0.486	0.488
Hotspot	Edge Top	0.259		0.051		0.048		0.005	0.259	0.264	0.310	0.315	0.307	0.312	0.358	0.363
	Edge Right	0.888				0.048			0.888	0.888	0.888	0.888	0.936	0.936	0.936	0.936
	Edge Bottom	0.298	0.315		0.030		0.000		0.644	0.644	0.329	0.329	0.614	0.614	0.299	0.298
	Edge Left	0.916	0.315	0.109	0.036		0.008	0.015	1.276	1.283	1.070	1.077	1.240	1.246	1.034	1.041

12.34. MSS (TNE) Cell-on & Wi-Fi 6G & NFC

RF Exposure conditions	Standalone SAR (W/kg)				Σ 10-g SAR (W/kg)	
	1 WWAN Cell-on Worst case	2 Wi-Fi 6G ANT5	3 Wi-Fi 6G ANT6	4 NFC	1+2+4	1+3+4
Extremity	1.939	0.133	0.119	0.007	2.079	2.065

Appendixes

Refer to separated files for the following appendixes.

Appendix A: SAR/PD Setup Photos

Appendix B: SAR/PD System Check Plots

Appendix C: SAR/PD Highest Test Plots

Appendix D: Tissue Ingredients

Appendix E: Probe Certificates

Appendix F: Dipole Certificates

Appendix G: LTE Down-Link CA

Appendix H: Wi-Fi Time-Averaged SAR

Appendix I: MSS Time-Averaged SAR

Appendix J: Power Reduction Validation

END OF REPORT