


DUT and SAR Set-up Photos

Photograph 1: Overall Dimensions



Photograph 2: Front View of the DUT



Photograph 3: Back View of the DUT



Photograph 4: Front View of the DUT with Battery Pack

14982479-S8



Photograph 5: Back View of the DUT with Battery Pack

14982479-S8



Setup Photos

Photograph 6: Handset Vertical and Horizontal Reference Lines


Vertical
Center Line




Horizontal
Line

Head Exposure Conditions

Photograph 7: Head, Left Cheek with Battery Pack, 0 mm




Photograph 8: Head, Left Tilt (15°) with Battery Pack, 0 mm




Photograph 9: Head, Right Cheek with Battery Pack, 0 mm

14982479-S8




Photograph 10: Head, Right Tilt (15°) with Battery Pack, 0 mm

14982479-S8




Power Density Setup Photos

Photograph 11: Edge Left (front view) with Battery Pack, 2 mm



Photograph 12: Edge Left (side view) with Battery Pack, 2 mm



Antenna Dimensions & Separation Distances

