



SAR EVALUATION REPORT

IEEE Std 1528-2013

For
SMARTPHONE

FCC ID: BCG-E8666A

Model Name: A3083

Report Number: 14982436-S1V6

Issue Date: 9/6/2024

Prepared for
APPLE INC.
1 APPLE PARK WAY
CUPERTINO, CA 95014-2084

Prepared by
UL VERIFICATION SERVICES INC.
47173 BENICIA STREET
FREMONT, CA 94538, U.S.A.
TEL: (510) 319-4000
FAX: (510) 661-0888



Revision History

Rev.	Date	Revisions	Revised By
V1	7/9/2024	Initial Issue	--
V2	7/17/2024	Updated Section 1, 9.12, 10.43, 11, 12.10 to 12.17, 12.34 and Appendix C for MSS. Updated Section 6.2, 6.2, 9.7, 9.9, 9.11, 9.12, 9.14, 10.4 and 12	Devin Chang
V3	7/22/2024	Updated Sections 2, 10.28, and 10.36	Devin Chang
V4	7/26/2024	Updated Sections 9.2, 9.3, 9.6, 9.12, 10.4, 10.18, 10.31, 10.32, 10.43, and Appendix J	Devin Chang
V5	8/15/2024	Updated Sections 6.2, 6.5, 10.28 and 10.36	Coltyce Sanders
V6	9/6/2024	Updated Section 6.2 UWB note	Coltyce Sanders

Table of Contents

1. Attestation of Test Results..... 7

2. Test Specification, Methods and Procedures..... 8

3. Facilities and Accreditation..... 9

4. SAR Measurement System & Test Equipment 10

 4.1. SAR Measurement System 10

 4.2. SAR Scan Procedures..... 11

 4.3. PD Measurement Procedures 13

 4.3.1. System Verification Scan Procedures 13

 4.3.2. Scan Procedures 13

 4.4. Test Equipment 14

5. Measurement Uncertainty 18

6. Device Under Test (DUT) Information 19

 6.1. DUT Description 19

 6.2. Wireless Technologies 20

 6.3. General LTE SAR Test and Reporting Considerations 21

 6.4. LTE (TDD) Considerations 24

 6.5. General 5G NR(FR1) SAR Test and Reporting Considerations..... 25

 6.6. Time-Average Feature..... 27

7. RF Exposure Conditions (Test Configurations) 28

8. Dielectric Property Measurements & System Check..... 29

 8.1. SAR Dielectric Property Measurements and System Checks 29

 8.2. PD System Validations & System Check..... 55

9. Conducted Output Power Measurements..... 56

 9.1. GSM 56

 9.2. W-CDMA 59

 9.3. LTE 70

 9.4. LTE Up-Link Carrier Aggregation 148

 9.5. LTE Down-Link Carrier Aggregation..... 153

 9.6. 5G NR(FR1) 154

 9.7. Wi-Fi 2.4GHz (DTS Band) 190

 9.8. Wi-Fi 5GHz (U-NII 1-3 Bands)..... 193

 9.9. Wi-Fi 6GHz (U-NII 5-8 Bands)..... 199

 9.10. Bluetooth..... 208

 9.11. NB UNII..... 211

9.12.	MSS (Mobile Satellite Service).....	214
9.13.	802.15.4.....	215
9.14.	802.15.4ab NB.....	217
10.	Measured and Reported (Scaled) SAR Results.....	218
10.1.	GSM850.....	220
10.2.	GSM1900.....	220
10.3.	W-CDMA Band II.....	221
10.4.	W-CDMA Band IV.....	222
10.5.	W-CDMA Band V.....	222
10.6.	LTE Band 5 (10MHz Bandwidth).....	223
10.7.	LTE Band 7 (20MHz Bandwidth).....	224
10.8.	LTE Band 12 (10MHz Bandwidth).....	226
10.9.	LTE Band 13 (10MHz Bandwidth).....	227
10.10.	LTE Band 14 (10MHz Bandwidth).....	228
10.11.	LTE Band 25 (20MHz Bandwidth).....	229
10.12.	LTE Band 26 (10MHz Bandwidth).....	230
10.13.	LTE Band 30 (10MHz Bandwidth).....	231
10.14.	LTE Band 41 PC3 (20MHz Bandwidth).....	232
10.15.	LTE Band 41 PC2 (20MHz Bandwidth).....	234
10.16.	LTE Band 48 (20MHz Bandwidth).....	235
10.17.	LTE Band 53 (10MHz Bandwidth).....	237
10.18.	LTE Band 66 (20MHz Bandwidth).....	238
10.19.	LTE Band 71 (20MHz Bandwidth).....	240
10.20.	NR Band n5 (20MHz Bandwidth).....	241
10.21.	NR Band n7 (40MHz Bandwidth).....	242
10.22.	NR Band n12 (15MHz Bandwidth).....	243
10.23.	NR Band n14 (10MHz Bandwidth).....	244
10.24.	NR Band n25 (40MHz Bandwidth).....	245
10.25.	NR Band n26 (20MHz Bandwidth).....	246
10.26.	NR Band n30 (10MHz Bandwidth).....	247
10.27.	NR Band n41 PC3 (100MHz Bandwidth).....	248
10.28.	NR Band n41 PC2 & PC1.5 (100MHz Bandwidth).....	249
10.29.	NR Band n48 (100MHz Bandwidth).....	250
10.30.	NR Band n53 (10MHz Bandwidth).....	251
10.31.	NR Band n66 (40MHz Bandwidth).....	252
10.32.	NR Band n70 (15MHz Bandwidth).....	253
10.33.	NR Band n71 (20MHz Bandwidth).....	254

10.34. NR Band n77 (Block A) PC3 (100MHz Bandwidth)255

10.35. NR Band n77 (Block C) PC3 (100MHz Bandwidth)256

10.36. NR Band n77 PC2 & PC1.5 (100MHz Bandwidth).....257

10.37. Wi-Fi 2.4 GHz(DTS Band).....258

10.38. Wi-Fi 5 GHz (U-NII 1-3 Bands)259

10.39. Wi-Fi 6 GHz (U-NII 5-8 Bands)262

10.40. Wi-Fi 6 GHz (U-NII 5-8 Bands) Power Density266

10.41. Bluetooth 2.4GHz.....267

10.42. NB UNII.....268

10.43. MSS (Mobile Satellite Service).....270

10.44. 802.15.4.....271

10.45. 802.15.4ab - NB.....272

10.46. NFC.....272

11. SAR Measurement Variability273

12. Simultaneous Transmission Conditions.....274

12.1. WWAN *Cell-off* & Wi-Fi 2.4G *Power State 1* & NB UNII.....276

12.2. WWAN *Cell-off* & Wi-Fi 5G *Power State 1* & BT & 802.15.4.....276

12.3. WWAN *Cell-off* & Wi-Fi 2.4G *Power State 2* & 802.15.4ab NB.....276

12.4. WWAN *Cell-off* & Wi-Fi 5G *Power State 2* & BT & 802.15.4ab NB.....276

12.5. WWAN *Cell-off* & Wi-Fi 5G *Power State 2* & 802.15.4 & 802.15.4ab NB277

12.6. WWAN *Cell-off* & Wi-Fi 2.4G *Power State 3* & NB UNII.....277

12.7. WWAN *Cell-off* & Wi-Fi 5G *Power State 3* & BT & 802.15.4.....277

12.8. WWAN *Cell-off* & Wi-Fi 5G *Power State 5* & BT & 802.15.4ab NB.....277

12.9. WWAN *Cell-off* & Wi-Fi 5G *Power State 5* & 802.15.4 & 802.15.4ab NB278

12.10. WWAN(TNE) *Cell-on* & BT & NB UNII & 802.15.4.....278

12.11. WWAN(TNE) *Cell-on* & BT & 802.15.4ab NB278

12.12. WWAN(TNE) *Cell-on* & 802.15.4 & 802.15.4ab NB.....278

12.13. WWAN(TNE) *Cell-on* & Wi-Fi 2.4G *Power State 4* & NB UNII.....279

12.14. WWAN(TNE) *Cell-on* & Wi-Fi 5G *Power State 4* & BT & 802.15.4279

12.15. WWAN(TNE) *Cell-on* & Wi-Fi 2.4G *Power State 6* & 802.15.4ab NB279

12.16. WWAN(TNE) *Cell-on* & Wi-Fi 5G *Power State 6* & BT & 802.15.4ab NB279

12.17. WWAN(TNE) *Cell-on* & Wi-Fi 5G *Power State 6* & 802.15.4 & 802.15.4ab NB.....280

12.18. WWAN(PCE) *Cell-on* & BT & NB UNII & 802.15.4280

12.19. WWAN(PCE) *Cell-on* & BT & 802.15.4ab NB.....280



12.20. WWAN(PCE) *Cell-on* & 802.15.4 & 802.15.4ab NB280

12.21. WWAN(PCE) *Cell-on* & Wi-Fi 2.4G *Power State 4* & NB UNII.....281

12.22. WWAN(PCE) *Cell-on* & Wi-Fi 5G *Power State 4* & BT & 802.15.4.....281

12.23.	WWAN(PCE) <i>Cell-on</i> & Wi-Fi 2.4G <i>Power State 6</i> & 802.15.4ab NB.....	281
12.24.	WWAN(PCE) <i>Cell-on</i> & Wi-Fi 5G <i>Power State 6</i> & BT & 802.15.4ab NB.....	281
12.25.	WWAN(PCE) <i>Cell-on</i> & Wi-Fi 5G <i>Power State 6</i> & 802.15.4 & 802.15.4ab NB.....	282
12.26.	WWAN(CBE) <i>Cell-on</i> & BT & NB UNII & 802.15.4.....	282
12.27.	WWAN(CBE) <i>Cell-on</i> & BT & 802.15.4ab NB.....	282
12.28.	WWAN(CBE) <i>Cell-on</i> & 802.15.4 & 802.15.4ab NB.....	282
12.29.	WWAN(CBE) <i>Cell-on</i> & Wi-Fi 2.4G <i>Power State 4</i> & NB UNII.....	283
12.30.	WWAN(CBE) <i>Cell-on</i> & Wi-Fi 5G <i>Power State 4</i> & BT & 802.15.4.....	283
12.31.	WWAN(CBE) <i>Cell-on</i> & Wi-Fi 2.4G <i>Power State 6</i> & 802.15.4ab NB.....	283
12.32.	WWAN(CBE) <i>Cell-on</i> & Wi-Fi 5G <i>Power State 6</i> & BT & 802.15.4ab NB.....	283
12.33.	WWAN(CBE) <i>Cell-on</i> & Wi-Fi 5G <i>Power State 6</i> & 802.15.4 & 802.15.4ab NB.....	284
12.34.	MSS (TNE) <i>Cell-on</i> & Wi-Fi 6G & NFC.....	284
Appendixes.....		285
	<i>Appendix A: SAR/PD Setup Photos.....</i>	<i>285</i>
	<i>Appendix B: SAR/PD System Check Plots.....</i>	<i>285</i>
	<i>Appendix C: SAR/PD Highest Test Plots.....</i>	<i>285</i>
	<i>Appendix D: Tissue Ingredients.....</i>	<i>285</i>
	<i>Appendix E: Probe Certificates.....</i>	<i>285</i>
	<i>Appendix F: Dipole Certificates.....</i>	<i>285</i>
	<i>Appendix G: LTE Down-Link CA.....</i>	<i>285</i>
	<i>Appendix H: Wi-Fi Time-Averaged SAR.....</i>	<i>285</i>
	<i>Appendix I: MSS Time-Averaged SAR.....</i>	<i>285</i>
	<i>Appendix j: Power Reduction Validation.....</i>	<i>285</i>

1. Attestation of Test Results

Applicant Name		APPLE INC.							
FCC ID		BCG-E8666A							
Model Name		A3083							
Applicable Standards		Published RF exposure KDB procedures IEEE Std 1528-2013							
Exposure Category		SAR Limits (W/Kg)							
		Peak spatial-average (1g of tissue)				Extremities (hands, wrists, ankles, etc.) (10g of tissue)			
General population / Uncontrolled exposure		1.6				4			
RF Exposure Conditions		<u>Equipment Class</u> - Highest Reported SAR (W/kg)							
		TNE	PCE	CBE	DTS	NII	6CD	DSS	DXX
Head		0.904	0.998	0.954	1.093	0.284	0.011	0.614	N/A
Body-worn (Dist.= 5 mm)		0.609	0.993	0.864	0.885	1.188	0.515	0.548	N/A
Hotspot (Dist.= 5 mm)		0.660	0.993	0.980	1.122	1.188	N/A	0.672	N/A
Extremities (Dist.= 0 mm)		2.396	N/A	N/A	N/A	N/A	0.515	N/A	0.001
Simultaneous TX	Head	1.422	1.514	1.473	1.514	1.514	1.514	1.406	N/A
	Body-worn	1.162	1.546	1.417	1.580	1.580	1.580	1.546	N/A
	Hotspot	1.223	1.551	1.441	1.580	1.580	1.580	1.546	N/A
	Extremities	2.529	N/A	N/A	N/A	N/A	2.529	N/A	2.529
Exposure Category		Radiofrequency (RF) Radiation Exposure (above 6GHz)							
		Uncontrol (mW/cm ² over 4 cm ²) 30 min average				Occupational/controlled (mW/cm ² over 4 cm ²) 6 min average			
General population / Uncontrolled exposure		1.0				5			
PD Result		0.681							
Date Tested		5/15/2024 to 7/8/2024							
Test Results		Pass							
<p>UL Verification Services Inc. tested the above equipment in accordance with the requirements set forth in the above standards. The test results show that the equipment tested can demonstrate compliance with the requirements as documented in this report.</p> <p>This report contains data provided by the customer which can impact the validity of results. UL Verification Services Inc. is only responsible for the validity of results after the integration of the data provided by the customer.</p> <p>The results documented in this report apply only to the tested sample, under the conditions and modes of operation as described herein. It is the manufacturer's responsibility to assure that additional production units of this model are manufactured with identical electrical and mechanical components. All samples tested were in good operating condition throughout the entire test program. Measurement Uncertainties are published for informational purposes only and were not considered unless noted otherwise.</p> <p>This document may not be altered or revised in any way unless done so by UL Verification Services Inc. and all revisions are noted in the revisions section. Any alteration of this document not carried out by UL Verification Services Inc. will constitute fraud and shall nullify the document. This report must not be used by the client to claim product certification, approval, or endorsement by A2LA, NIST, or any agency of the U.S. Government, or any agency of the U.S. government.</p>									
Approved & Released By:					Prepared By:				
									
Devin Chang Senior Test Engineer UL Verification Services Inc.					AJ Newcomer Laboratory Engineer UL Verification Services Inc.				

2. Test Specification, Methods and Procedures

The tests documented in this report were performed in accordance with FCC 47 CFR § 2.1093, IEEE Std 1528-2013, the following FCC Published RF exposure [KDB](#) procedures:

SAR

- 248227 D01 802.11 Wi-Fi SAR v02r02
- 447498 D01 General RF Exposure Guidance v06
- 447498 D03 Supplement C Cross-Reference v01
- 648474 D04 Handset SAR v01r03
- 865664 D01 SAR measurement 100 MHz to 6 GHz v01r04
- 865664 D02 RF Exposure Reporting v01r02
- 941225 D01 3G SAR Procedures v03r01
- 941225 D05 SAR for LTE Devices v02r05
- 941225 D05A LTE Rel.10 KDB Inquiry Sheet v01r02
- 941225 D06 Hotspot Mode v02r01

In addition to the above, the following information was used:

- **TCB workshop** October 2014; RF Exposure Procedures (Other LTE Considerations)
- **TCB workshop** April 2015; RF Exposure Procedures (Overlapping LTE Bands)
- **TCB workshop** October 2015; RF Exposure Procedures (KDB 941225 D05A)
- **TCB workshop** April 2016; RF Exposure Procedures (LTE Carrier Aggregation for DL)
- **TCB workshop** October 2016; RF Exposure Procedures (LTE Carrier Aggregation for UL)
- **TCB workshop** October 2016; RF Exposure Procedures (Bluetooth Duty Factor)
- **TCB workshop** October 2016; RF Exposure Procedures (DUT Holder Perturbations)
- **TCB workshop** May 2017; RF Exposure Procedures (Broadband Liquid Above 3 GHz)
- **TCB workshop** May 2017; RF Exposure Procedures (LTE Band 41 Power Class 2)
- **TCB workshop** November 2017; RF Exposure Procedures (LTE UL/DL Carrier Aggregation SAR)
- **TCB workshop** April 2018; RF Exposure Procedures (LTE DL CA SAR Test Exclusion)
- **TCB workshop** October 2018; RF Exposure Procedures (LTE Inter-Band Uplink Carrier Aggregation – Interim Procedures)
- **TCB workshop** April 2019; RF Exposure Procedures (802.11ax SAR Testing)
- **TCB workshop** November 2019; RF Exposure Policy Updates (5G NR FR1 NSA EN-DCUE SAR Evaluations)
- **TCB workshop** October 2020; 5G and RF Exposure Procedures (U-NII 6-7 GHz SAR Testing)
- **TCB workshop** April 2021; RF Exposure Procedures (Remarks on Test Reductions via Data Referencing for Closely Related Products)
- **TCB workshop** April 2022; RF Exposure Procedures (Sum-Peak Location Separation Ratio)

PD

- 447498 D01 General RF Exposure Guidance v06
- 865664 D02 RF Exposure Reporting v01r02
- 388624 D02 Pre-Approval Guidance List v18r05
- 248227 D01 802.11 Wi-Fi SAR v02r02
- SPEAG DASY8 System Handbook; part 4 DASY8 Module mmWave
- SPEAG DASY8 Application Note: SAR, APD & PD at 6 – 10 GHz (Version 5), April 2022
- IEC/IEEE 63195-1:2022 Assessment of power density of human exposure to radio frequency fields from wireless devices in close proximity to the head and body (frequency range of 6 GHz to 300 GHz) - Part 1: Measurement procedure
- [TCB workshop](#) November 2017; RF Exposure Procedures (Power Density Evaluation)
- [TCB workshop](#) October 2018; RF Exposure Procedures (Millimeter Wave Assessment)
- [TCB workshop](#) April 2019; RF Exposure Procedures (Millimeter Wave RF Exposure Evaluation)
- [TCB workshop](#) November 2019; RF Exposure Procedures (Millimeter Wave Scan Requirements)
- [TCB workshop](#) October 2020; RF Exposure Procedures (U NII 6-7 GHz RF Exposure)
- [TCB workshop](#) October 2022; RF Exposure Policies and Procedures (f-above-6 GHz Portable Devices)

3. Facilities and Accreditation

The test sites and measurement facilities used to collect data are located at

47173 Benicia Street	47266 Benicia Street
SAR Labs A to I	SAR Labs 1 to 19

UL Verification Services Inc. is accredited by A2LA, Certificate Number 0751.05

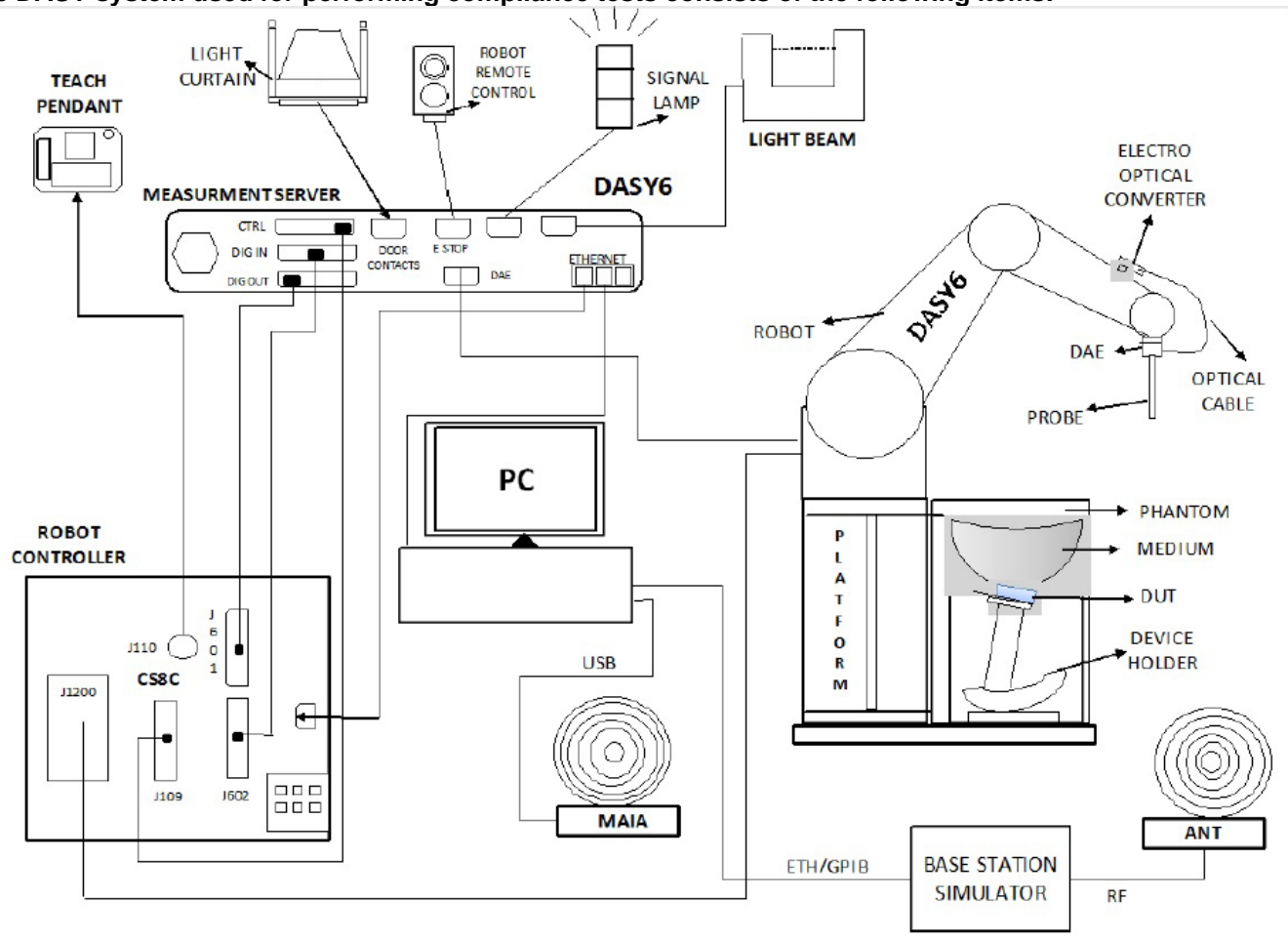
The Test Lab Conformity Assessment Body Identifier (CABID)

Location	CABID	Company Number
47173 Benicia Street, Fremont, CA, 94538 UNITED STATES	US0104	2324A
47266 Benicia Street, Fremont, CA, 94538 UNITED STATES		

4. SAR Measurement System & Test Equipment

4.1. SAR Measurement System

The DASY system used for performing compliance tests consists of the following items:



- A standard high precision 6-axis robot with controller, teach pendant and software. An arm extension for accommodating the data acquisition electronics (DAE).
- An isotropic Field probe optimized and calibrated for the targeted measurement.
- A data acquisition electronics (DAE) which performs the signal amplification, signal multiplexing, AD-conversion, offset measurements, mechanical surface detection, collision detection, etc. The unit is battery powered with standard or rechargeable batteries. The signal is optically transmitted to the EOC.
- The Electro-optical converter (EOC) performs the conversion from optical to electrical signals for the digital communication to the DAE. To use optical surface detection, a special version of the EOC is required. The EOC signal is transmitted to the measurement server.
- The function of the measurement server is to perform the time critical tasks such as signal filtering, control of the robot operation and fast movement interrupts.
- The Light Beam used is for probe alignment. This improves the (absolute) accuracy of the probe positioning.
- A computer running Win10 and the DASY6/8¹ software.
- Remote control and teach pendant as well as additional circuitry for robot safety such as warning lamps, etc.
- The phantom, the device holder, and other accessories according to the targeted measurement.

¹ DASY6/8 software used: DASY6.16.2 or DASY8.16.2 and older generations.

4.2. SAR Scan Procedures

Step 1: Power Reference Measurement

The Power Reference Measurement and Power Drift Measurements are for monitoring the power drift of the device under test in the batch process. The minimum distance of probe sensors to surface determines the closest measurement point to phantom surface. The minimum distance of probe sensors to surface is 2.1 mm. This distance cannot be smaller than the distance of sensor calibration points to probe tip as defined in the probe properties.

Step 2: Area Scan

The Area Scan is used as a fast scan in two dimensions to find the area of high field values, before doing a fine measurement around the hot spot. The sophisticated interpolation routines implemented in DASY software can find the maximum locations even in relatively coarse grids. When an Area Scan has measured all reachable points, it computes the field maximal found in the scanned area, within a range of the global maximum. The range (in dB) is specified in the standards for compliance testing. For example, a 2 dB range is required in IEC/IEEE 62209-1528, whereby 3 dB is a requirement when compliance is assessed in accordance with the ARIB standard (Japan). If only one Zoom Scan follows the Area Scan, then only the absolute maximum will be taken as reference. For cases where multiple maximums are detected, the number of Zoom Scans has to be increased accordingly.

Area Scan Parameters extracted from KDB 865664 D01 SAR Measurement 100 MHz to 6 GHz

	≤ 3 GHz	> 3 GHz
Maximum distance from closest measurement point (geometric center of probe sensors) to phantom surface	5 ± 1 mm	$\frac{1}{2} \cdot \delta \cdot \ln(2) \pm 0.5$ mm
Maximum probe angle from probe axis to phantom surface normal at the measurement location	30° ± 1°	20° ± 1°
Maximum area scan spatial resolution: Δx_{Area} , Δy_{Area}	≤ 2 GHz: ≤ 15 mm 2 – 3 GHz: ≤ 12 mm	3 – 4 GHz: ≤ 12 mm 4 – 6 GHz: ≤ 10 mm
	When the x or y dimension of the test device, in the measurement plane orientation, is smaller than the above, the measurement resolution must be ≤ the corresponding x or y dimension of the test device with at least one measurement point on the test device.	

Step 3: Zoom Scan

Zoom Scans are used to assess the peak spatial SAR values within a cubic averaging volume containing 1 g and 10 g of simulated tissue. The Zoom Scan measures points (refer to table below) within a cube whose base faces are centered on the maxima found in a preceding area scan job within the same procedure. When the measurement is done, the Zoom Scan evaluates the averaged SAR for 1 g and 10 g and displays these values next to the job's label.

Zoom Scan Parameters extracted from KDB 865664 D01 SAR Measurement 100 MHz to 6 GHz

		≤ 3 GHz	> 3 GHz
Maximum zoom scan spatial resolution: $\Delta x_{Zoom}, \Delta y_{Zoom}$		≤ 2 GHz: ≤ 8 mm $2 - 3$ GHz: ≤ 5 mm*	$3 - 4$ GHz: ≤ 5 mm* $4 - 6$ GHz: ≤ 4 mm*
Maximum zoom scan spatial resolution, normal to phantom surface	uniform grid: $\Delta z_{Zoom}(n)$	≤ 5 mm	$3 - 4$ GHz: ≤ 4 mm $4 - 5$ GHz: ≤ 3 mm $5 - 6$ GHz: ≤ 2 mm
	graded grid	$\Delta z_{Zoom}(1)$: between 1 st two points closest to phantom surface	≤ 4 mm $3 - 4$ GHz: ≤ 3 mm $4 - 5$ GHz: ≤ 2.5 mm $5 - 6$ GHz: ≤ 2 mm
		$\Delta z_{Zoom}(n>1)$: between subsequent points	$\leq 1.5 \cdot \Delta z_{Zoom}(n-1)$
Minimum zoom scan volume	x, y, z	≥ 30 mm	$3 - 4$ GHz: ≥ 28 mm $4 - 5$ GHz: ≥ 25 mm $5 - 6$ GHz: ≥ 22 mm
Note: δ is the penetration depth of a plane-wave at normal incidence to the tissue medium; see draft standard IEEE P1528-2011 for details. * When zoom scan is required and the <i>reported</i> SAR from the <i>area scan based 1-g SAR estimation</i> procedures of KDB 447498 is ≤ 1.4 W/kg, ≤ 8 mm, ≤ 7 mm and ≤ 5 mm zoom scan resolution may be applied, respectively, for 2 GHz to 3 GHz, 3 GHz to 4 GHz and 4 GHz to 6 GHz.			

Step 4: Power drift measurement

The Power Drift Measurement measures the field at the same location as the most recent power reference measurement within the same procedure, and with the same settings. The Power Drift Measurement gives the field difference in dB from the reading conducted within the last Power Reference Measurement. This allows a user to monitor the power drift of the device under test within a batch process. The measurement procedure is the same as Step 1.

4.3. PD Measurement Procedures

4.3.1. System Verification Scan Procedures

DASY8 Module mmWave supports “5G Scan”, a fine resolution scan performed on two different planes which is used to reconstruct the E- and H-fields as well as the power density; the average power density is derived from this measurement.

Step 1: Power Reference Measurement

The Power Reference Measurement and Power Drift Measurements are for monitoring the power drift of the device under test in the batch process. The minimum distance of probe sensors to surface determines the closest measurement point to device under test.

Step 2: 5G Scan

The steps in the X, Y, and Z directions are specified in terms of fractions of the signal wavelength, lambda. Area Scan Parameters extracted from SPEAG DASY8 System Handbook; part 4 DASY8 Module mmWave.

Recommended settings for measurement of verification sources

Frequency [GHz]	Grid step	Grid extent X/Y [mm]	Measurement points
10	0.125 $\left(\frac{\lambda}{8}\right)$	60/60	18×18
30	0.25 $\left(\frac{\lambda}{4}\right)$	60/60	26×26
45	0.25 $\left(\frac{\lambda}{4}\right)$	42/42	28×28
60	0.25 $\left(\frac{\lambda}{4}\right)$	32.5/32.5	28×28
90	0.25 $\left(\frac{\lambda}{4}\right)$	30/30	38×38

The minimum distance of probe sensors to the verification source surface, horn antenna, is 10 mm for 10 GHz and 5.55mm for 30 GHz and above.

Step 3: Power drift measurement

The Power Drift Measurement measures the field at the same location as the most recent power reference measurement within the same procedure, and with the same settings. The Power Drift Measurement gives the field difference in dB from the reading conducted within the last Power Reference Measurement. This allows a user to monitor the power drift of the device under test within a batch process. The measurement procedure is the same as Step 1.

When the drift is larger than $\pm 5\%$, test is repeated from step1.

4.3.2. Scan Procedures

Step 1: Power Reference Measurement

Same as System Verification Scan Procedures step 1.

Step 2: 5G Scan

Same as System Verification Scan Procedures step 2. But measurement area is defined based on TCB work shop April 2019, “A sufficiently large measurement region and proper measurement spatial resolution are required to maintain field reconstruction accuracy”.

–Fields at the measurement region boundary should be ~20-30 dB below the peaks

Step 3: Power drift measurement

Same as System Verification Scan Procedures step 3.

When the drift is smaller than $\pm 5\%$, it is considered in the uncertainty budget if drifts larger than 5%, uncertainty is re-calculated.

4.4. Test Equipment

The measuring equipment used to perform the tests documented in this report has been calibrated in accordance with the manufacturers' recommendations and is traceable to recognized national standards.

SAR

Dielectric Property Measurements

Name of Equipment	Manufacturer	Type/Model	Serial No.	Cal. Due Date
Vector Network Analyzer	ROHDE & SCHWARZ	ZNLE6	101274-mn	2/28/2025
Vector Network Analyzer	ROHDE & SCHWARZ	ZNLE6	101273-va	2/28/2025
Vector Network Analyzer	Copper Mountain Tech	R140N	21130078	2/28/2025
Dielectric Probe kit	SPEAG	DAK-3.5	1087	11/1/2024
Dielectric Probe kit	SPEAG	DAK-3.5	1082	4/15/2025
Dielectric Probe kit	SPEAG	DAK-3.5	1103	2/12/2025
Dielectric Probe kit	SPEAG	DAK-12	1128	1/16/2025
Shorting Block	SPEAG	DAK-1.2/3.5 Short	SM DAK 200 DA	11/1/2024
Shorting Block	SPEAG	DAK-12 Short	SM DAK 220 AC	1/16/2025
Thermometer	Fisher Scientific	Traceable	122529162	1/31/2025

System Check

Name of Equipment	Manufacturer	Type/Model	Serial No.	Cal. Due Date
MXG Analog Signal Generator	Agilent	N5181A	MY50140610	1/31/2025
Power Meter	Keysight	N1911A	MY55196014	1/31/2025
Power Sensor	Agilent	N1921A	MY52270022	1/31/2025
Power Sensor	Agilent	N1921A	MY552260009	1/31/2025
Bi-directional coupler	Werlatone	C8060-102	4062	N/A
DC Power Supply	Sorensen	XT 15-4	1802A01877	N/A
Signal Generator	R&S	SMB 100A	180969-yC	2/21/2025
Power Meter	Keysight	N1912A	MY55196008	1/31/2025
Power Sensor	Agilent	N1912A	MY53260001	1/31/2025
Power Sensor	Agilent	N1912A	MY52200012	1/31/2025
Bi-directional coupler	Mini-Circuits	ZJDC10-183+	1722	N/A
Signal Generator	R&S	SMB 100A	180968-gX	2/16/2025
Power Sensor	R&S	NRP18A	100995-hs	2/28/2025
Power Meter	Keysight	N1912A	MY50001018	2/28/2025
Power Sensor	Agilent	N1912A	MY53260010	2/28/2025
Bi-directional coupler	Werlatone	C8060-102	2149	N/A
Signal Generator	R&S	SMB 100A	180970-zC	2/28/2025
Power Sensor	R&S	NRP18A	100992-iu	2/28/2025
Power Meter	HP	437B	3125U12345	1/31/2025
Power Sensor	HP	8481A	2237A31744	1/31/2025
Bi-directional coupler	Werlatone	C8060-102	2710	N/A
MXG Analog Signal Generator	Agilent	N5181A	MY50140630	1/31/2025
Power Meter	Agilent	N1913A	MY53100006	1/31/2025
Power Meter	HP	437B	3125U11364	1/31/2025
Power Sensor	HP	8481A	3318A92374	1/31/2025
Power Sensor	HP	8487A	3318A03287	1/31/2025
Bi-directional coupler	Werlatone	C8060-102	4063	N/A

Lab Equipment

Name of Equipment	Manufacturer	Type/Model	Serial No.	Cal. Due Date
E-Field Probe (SAR Lab A)	SPEAG	EX3DV4	3686	1/12/2025
E-Field Probe (SAR Lab B)	SPEAG	EX3DV4	3885	10/12/2024
E-Field Probe (SAR Lab E)	SPEAG	EX3DV4	7356	3/14/2025
E-Field Probe (SAR Lab F)	SPEAG	EX3DV4	3990	2/28/2025
E-Field Probe (SAR Lab G)	SPEAG	EX3DV4	3991	10/12/2024
E-Field Probe (SAR Lab I)	SPEAG	EX3DV4	7335	1/9/2025
E-Field Probe (SAR Lab 1)	SPEAG	EX3DV4	3772	2/7/2025
E-Field Probe (SAR Lab 2)	SPEAG	EX3DV4	7498	3/12/2025
E-Field Probe (SAR Lab 4)	SPEAG	EX3DV4	7820	5/10/2025
E-Field Probe (SAR Lab 5)	SPEAG	EX3DV4	3773	2/7/2025
E-Field Probe (SAR Lab 5)	SPEAG	EX3DV4	7779	5/10/2025
E-Field Probe (SAR Lab 6)	SPEAG	EX3DV4	7587	4/15/2025
E-Field Probe (SAR Lab 7)	SPEAG	EX3DV4	7501	3/14/2025
E-Field Probe (SAR Lab 8)	SPEAG	EX3DV4	7810	5/8/2025
E-Field Probe (SAR Lab 9)	SPEAG	EX3DV4	3902	3/12/2025
E-Field Probe (SAR Lab 12)	SPEAG	EX3DV4	3989	1/9/2025
E-Field Probe (SAR Lab 13)	SPEAG	EX3DV4	7569	4/15/2025
E-Field Probe (SAR Lab 14)	SPEAG	EX3DV4	7589	4/15/2025
E-Field Probe (SAR Lab 15)	SPEAG	EX3DV4	7482	4/15/2025
E-Field Probe (SAR Lab 16)	SPEAG	EX3DV4	7850	10/27/2024
E-Field Probe (SAR Lab 16)	SPEAG	EX3DV4	3929	3/14/2025
E-Field Probe (SAR Lab 17)	SPEAG	EX3DV4	7448	2/7/2025
E-Field Probe (SAR Lab 18)	SPEAG	EX3DV4	7709	11/30/2024
E-Field Probe (SAR Lab 19)	SPEAG	EX3DV4	3749	1/11/2025
Data Acquisition Electronics (SAR Lab A)	SPEAG	DAE4	1547	4/10/2025
Data Acquisition Electronics (SAR Lab B)	SPEAG	DAE4	1359	1/16/2025
Data Acquisition Electronics (SAR Lab E)	SPEAG	DAE4	1259	9/6/2024
Data Acquisition Electronics (SAR Lab F)	SPEAG	DAE4	1540	1/17/2025
Data Acquisition Electronics (SAR Lab G)	SPEAG	DAE4	1380	2/9/2025
Data Acquisition Electronics (SAR Lab I)	SPEAG	DAE4ip	1619	4/11/2025
Data Acquisition Electronics (SAR Lab 1)	SPEAG	DAE4	1258	3/12/2025
Data Acquisition Electronics (SAR Lab 2)	SPEAG	DAE4	1796	5/2/2025
Data Acquisition Electronics (SAR Lab 4)	SPEAG	DAE4	1544	1/16/2025
Data Acquisition Electronics (SAR Lab 5)	SPEAG	DAE4	1545	2/9/2025
Data Acquisition Electronics (SAR Lab 5)	SPEAG	DAE4	1439	4/24/2025
Data Acquisition Electronics (SAR Lab 6)	SPEAG	DAE4	1797	5/2/2025
Data Acquisition Electronics (SAR Lab 7)	SPEAG	DAE4	1357	1/9/2025
Data Acquisition Electronics (SAR Lab 8)	SPEAG	DAE4	1787	5/2/2025
Data Acquisition Electronics (SAR Lab 9)	SPEAG	DAE4	1799	4/4/2025
Data Acquisition Electronics (SAR Lab 12)	SPEAG	DAE4	1433	2/8/2025
Data Acquisition Electronics (SAR Lab 13)	SPEAG	DAE4	1545	2/9/2025
Data Acquisition Electronics (SAR Lab 14)*	SPEAG	DAE4	1434	6/13/2024
Data Acquisition Electronics (SAR Lab 14)	SPEAG	DAE4	1798	5/22/2025
Data Acquisition Electronics (SAR Lab 15)	SPEAG	DAE4	1239	3/6/2025
Data Acquisition Electronics (SAR Lab 16)	SPEAG	DAE4	1673	5/13/2025
Data Acquisition Electronics (SAR Lab 17)	SPEAG	DAE4	1784	5/2/2025
Data Acquisition Electronics (SAR Lab 18)	SPEAG	DAE4	1714	11/22/2024
Data Acquisition Electronics (SAR Lab 19)	SPEAG	DAE4	1674	5/13/2025

Note(s):

*Equipment not used past calibration due date.

Lab Equipment

Name of Equipment	Manufacturer	Type/Model	Serial No.	Cal. Due Date
Thermometer	TRACEABLE	6530CC	181175331	1/31/2025
Thermometer	TRACEABLE	6530CC	181073773	1/31/2025
Thermometer	TRACEABLE	6530CC	181062309	1/31/2025
Thermometer	TRACEABLE	6530CC	160643192	1/31/2025
System Validation Dipole**	SPEAG	D750V3	1019	4/13/2025
System Validation Dipole	SPEAG	D750V3	1071	11/7/2024
System Validation Dipole	SPEAG	D835V2	4d117	5/11/2025
System Validation Dipole**	SPEAG	D1640V2	324	6/13/2025
System Validation Dipole	SPEAG	D1750V2	1050	4/19/2025
System Validation Dipole	SPEAG	D1750V2	1053	10/13/2024
System Validation Dipole	SPEAG	D1750V2	1077	10/13/2024
System Validation Dipole**	SPEAG	D1900V2	5d140	4/14/2025
System Validation Dipole	SPEAG	D2300V2	1058	10/13/2024
System Validation Dipole**	SPEAG	D2450V2	706	1/20/2025
System Validation Dipole*	SPEAG	D2450V2	748	2/8/2025
System Validation Dipole	SPEAG	D2600V2	1006	10/13/2024
System Validation Dipole	SPEAG	D2600V2	1036	4/11/2025
System Validation Dipole**	SPEAG	D3500V2	1060	2/7/2025
System Validation Dipole**	SPEAG	D3700V2	1110	11/20/2024
System Validation Dipole	SPEAG	D3900V2	1102	10/24/2024
System Validation Dipole	SPEAG	D5GHzV2	1168	11/15/2024
System Validation Dipole**	SPEAG	D5GHzV2	1003	2/22/2025
System Validation Dipole**	SPEAG	D5GHzV2	1138	2/3/2025
System Validation Dipole**	SPEAG	D6.5GHzV2	1032	1/12/2025
System Validation Dipole**	SPEAG	D6.5GHzV2	1033	3/15/2025
System Validation Dipole**	SPEAG	CLA13	1008	1/12/2025
5G Verification Source	SPEAG	10 GHz	1015	9/5/2024

Note(s):

**Dipole Calibration Date has been extended past 1 year. Impedance measurements have been performed to validate Dipole performance.

Other

Name of Equipment	Manufacturer	Type/Model	Serial No.	Cal. Due Date
Power Meter	Keysight	N1911A	MY55196015	1/31/2025
Power Sensor	Agilent	N1921A	MY52270022	1/31/2025
Power Meter	Keysight	N1911A	MY55196009	1/31/2025
Power Sensor	Agilent	N1921A	MY552260009	1/31/2025
Power Meter	Keysight	N1921A	MY55196007	1/31/2025
Power Sensor	Agilent	N1921A	MY53020038	1/31/2025
Power Meter	Keysight	N1911A	MY55196009	1/31/2025
Power Meter	Keysight	N1911A	MY55196009	2/28/2025
Power Sensor	Keysight	N1921A	MY55200004	1/31/2025
Wideband Radio Communication Tester	R&S	CMW500	134853-ud	2/28/2025
Wideband Radio Communication Tester	R&S	CMW500	164541-Ci	2/28/2025
Wideband Radio Communication Tester	R&S	CMW500	171875-WG	2/28/2025
Wideband Radio Communication Tester	R&S	CMW500	18172-XJ	2/28/2025
Spectrum Analyzer	Agilent	E4446A	MY45300064	2/28/2025

Note(s):

*Equipment not used past calibration due date.

PD**System Check**

Name of Equipment	Manufacturer	Type/Model	Serial No.	Cal. Due Date
Signal Generator	R&S	SMB 100A	180969-yC	2/21/2025
Power Meter	Keysight	N1912A	MY55196008	1/31/2025
Power Sensor	Agilent	N1912A	MY53260001	1/31/2025
Power Sensor	Agilent	N1912A	MY52200012	1/31/2025
Bi-directional coupler	Mini-Circuits	ZUDC10-183+	1722	N/A

Lab Equipment

Name of Equipment	Manufacturer	Type/Model	Serial No.	Cal. Due Date
E-Field Probe (SAR Lab C)	SPEAG	EummWV4	9589	9/5/2024
E-Field Probe (SAR Lab D)	SPEAG	EummWV4	9619	3/8/2025
Data Acquisition Electronics (SAR Lab C)	SPEAG	DAE4	1621	4/12/2025
Data Acquisition Electronics (SAR Lab D)	SPEAG	DAE4	1472	1/16/2025
Thermometer	TRACEABLE	6530CC	181163673	1/31/2025
Thermometer	TRACEABLE	6530CC	181062308	12/31/2024
5G Verification Source	SPEAG	10 GHz	1015	9/5/2024

Other

Name of Equipment	Manufacturer	Type/Model	Serial No.	Cal. Due Date
Power Meter	Keysight	N1911A	MY55196015	1/31/2025
Power Sensor	Agilent	N1921A	MY52270022	1/31/2025
Power Meter	Keysight	N1911A	MY55196009	1/31/2025
Power Sensor	Agilent	N1921A	MY552260009	1/31/2025

5. Measurement Uncertainty

SAR

Per KDB 865664 D01 SAR Measurement 100 MHz to 6 GHz, when the highest measured 1-g SAR within a frequency band is < 1.5 W/kg and the measured 10-g SAR within a frequency band is < 3.75 W/kg. The expanded SAR measurement uncertainty must be $\leq 30\%$, for a confidence interval of $k = 2$. If these conditions are met, extensive SAR measurement uncertainty analysis described in IEEE Std 1528-2013 is not required in SAR reports submitted for equipment approval. Therefore, the measurement uncertainty is not required.

PD

a	b	c	d	e	f =	g	
Error Description	Unc. Value (\pm dB)	Probab. Distri.	Div.	c_i	Std. Unc. (\pm dB)	v_i	
Uncertainty terms dependent on the measurement system							
CAL	Calibration Repeatability	0.49	Normal	1	1	0.49	∞
COR	Probe correction	0	Rectangular	1.732	1	0.00	∞
FRS	Frequency response (BW 1 GHz)	0.20	Rectangular	1.732	1	0.12	∞
SCC	Sensor cross coupling	0	Rectangular	1.732	1	0.00	∞
ISO	Isotropy	0.50	Rectangular	1.732	1	0.29	∞
LIN	Linearity	0.20	Rectangular	1.732	1	0.12	∞
PSC	Probe scattering	0	Rectangular	1.732	1	0.00	∞
PPO	Probe positioning offset	0.30	Rectangular	1.732	1	0.17	∞
PPR	Probe positioning repeatability	0.04	Rectangular	1.732	1	0.02	∞
SMO	Sensor mechanical offset	0	Rectangular	1.732	1	0.00	∞
PSR	Probe spatial resolution	0	Rectangular	1.732	1	0.00	∞
FLD	Field impedance dependence	0	Rectangular	1.732	1	0.00	∞
APD	Amplitude and phase drift	0	Rectangular	1.732	1	0.00	∞
APN	Amplitude and phase noise	0.04	Rectangular	1.732	1	0.02	∞
TR	Measurement area truncation	0	Rectangular	1.732	1	0.00	∞
DAQ	Data acquisition	0.03	Normal	1	1	0.03	∞
SMP	Sampling	0	Rectangular	1.732	1	0.00	∞
REC	Field reconstruction	0.60	Rectangular	1.732	1	0.35	∞
TRA	Forward transformation	0	Rectangular	1.732	1	0.00	∞
SCA	Power density scaling	-	Rectangular	1.732	1	-	∞
SAV	Spatial averaging	0.10	Rectangular	1.732	1	0.06	∞
SDL	System detection limit	0.04	Rectangular	1.732	1	0.02	∞
Uncertainty terms dependent on the DUT and environmental factors							
PC	Probe coupling with DUT	0	Rectangular	1.732	1	0	∞
MOD	Modulation response	0.40	Rectangular	1.732	1	0.23	∞
IT	Integration time	0	Rectangular	1.732	1	0	∞
RT	Response time	0	Rectangular	1.732	1	0	∞
DH	Device holder influence	0.10	Rectangular	1.732	1	0.06	∞
DAQ	DUT alignment	0	Rectangular	1.732	1	0	∞
AC	RF ambient conditions	0.04	Rectangular	1.732	1	0.02	∞
AR	Ambient reflections	0.04	Rectangular	1.732	1	0.02	∞
MSI	Immunity / secondary reception	0	Rectangular	1.732	1	0	∞
DRI	Drift of the DUT	0.21	Rectangular	1.732	1	0.12	∞
Combined Standard Uncertainty $U_c(f) =$		RSS				0.76	∞
Expanded Uncertainty U , Coverage Factor = 2, > 95 % Confidence =						1.52	

6. Device Under Test (DUT) Information

6.1. DUT Description

The Apple iPhone is a smartphone with cellular GSM, GPRS, EGPRS, WCDMA, LTE, 5G NR1, 5G NR2, IEEE 802.11a/b/g/n/ac/ax/be, Bluetooth (BT), Ultra-Wideband (UWB), Global Positioning System (GPS), Near-Field Communication (NFC), Narrow-Band (NB) UNII, 802.15.4, 802.15.4ab-Narrow Band (NB), Wireless Power Transfer (WPT) and Mobile Satellite Service (MSS) technologies. The rechargeable battery is not user accessible. This device is not user-serviceable and requires special tools to disassemble.

All Models have the same PCB layout, circuit design, common components, antennas, and antenna locations across their respective reference model. The cellular modem, Wi-Fi, BT, NFC, WPT, UWB, NB UNII, 802.15.4, 802.15.4ab-NB, and MSS transmitters are identical.

The device utilizes two power modes: Mode A(DSI=0) and Mode B(DSI=1). Power selection is determined by the device’s positioning and use case as described in Sec. 10. Mode A power is used when the device is used against the user’s head. Mode B is used when the device is used in a body-worn configuration by the user.

The WWAN transmit antenna switching mechanism between WWAN antennas is implemented with a physical “break-before-make” switch so that only one antenna can be used for WWAN transmission at one time.

In Airplay mode, the device uses same power and power control mechanism as Wi-Fi. Airplay is not supported in hotspot mode. Airplay utilize the same 802.11 modes, modulation, MIMO, Channel Bandwidth, etc. as Wi-Fi does. Therefore, Airplay usage is categorized by the Wi-Fi SAR testing contained in Section 10.

BCM4399 has 2 vendors. All the Wi-Fi/BT radio modules have the same mechanical outline (e.g., the same package dimension and pin-out layout), use the same on-board antenna matching circuit, have an identical antenna structure, and are built and tested to conform to the same specifications and to operate within the same tolerances. Baseline testing was performed on the two variants to determine the worst case on all conducted power and radiated emissions.

This product utilizes a time-averaged power control mechanism – Wi-Fi Time-Averaged SAR(TAS) within the Wi-Fi chipset – that ensures total power across all Wi-Fi transmitters does not exceed applicable regulatory limits. For further details, refer to the technical description document and Appendix I.

Device Dimension	Refer to Appendix A
Back Cover	The Back Cover is not removable
Battery Options	The rechargeable battery is not user accessible.
Accessory	Headset
Wireless Router (Hotspot)	Wi-Fi Hotspot mode permits the device to share its cellular data connection with other Wi-Fi-enabled devices. <input checked="" type="checkbox"/> Mobile Hotspot (Wi-Fi 2.4 GHz) <input checked="" type="checkbox"/> Mobile Hotspot Wi-Fi 5.2(UNII-1)/5.8 GHz(UNII-3)
Airplay	Airplay mode enabled devices transfer data directly between each other <input checked="" type="checkbox"/> Airplay (Wi-Fi 2.4 GHz) <input checked="" type="checkbox"/> Airplay (Wi-Fi 5 GHz) <input checked="" type="checkbox"/> Airplay (Wi-Fi 6 GHz VLP only)
Bluetooth Tethering (Hotspot)	BT Tethering mode permits the device to share its cellular data connection with other devices. <input checked="" type="checkbox"/> BT Tethering (Bluetooth 2.4 GHz)

6.2. Wireless Technologies

Wireless technologies	Frequency bands	Operating mode	
GSM	850 1900	Voice (GMSK) GPRS (GMSK) EDGE (8PSK)	GSM Class : B Multi-Slot Class: Class 10 - 2 Up, 4 Down
		Does this device support DTM (Dual Transfer Mode)? <input type="checkbox"/> Yes <input checked="" type="checkbox"/> No	
W-CDMA (UMTS)	Band 2 Band 4 Band 5	UMTS Rel. 99 (Voice & Data) HSDPA (Rel. 5) HSUPA (Rel. 6) HSPA+ (Rel. 7) DC-HSDPA (Rel. 8)	
LTE	FDD Bands 2/4/5/7/12/13/14/17/25/26/29(DL)/30/66/71 TDD Bands 41 ² /48/53 Carrier Aggregation FDD Bands 5B/7C TDD Bands 41C ² /48C	QPSK 16QAM 64QAM 256QAM Carrier Aggregation (2 Uplinks and 5 Downlinks)	
5G NR (FR1)	FDD Bands n2/n5/n7/n12/n14/n25/n26/n29 (DL)/n30/n66/n70/n71 TDD Bands n41 ^{2,3,4} /n48 ⁴ /n53/n77 ^{2,3,4}	DFT-s-OFDM: Pi/2 BPSK, QPSK, 16QAM, 64QAM, 256QAM CP-OFDM: QPSK, 16QAM, 64QAM, 256QAM	
5G NR (FR2)	TDD Bands n258/n260/n261		
Wi-Fi ¹	2.4 GHz	802.11b/g/n/ax/be (20 MHz BW)	
	5 GHz UNII-1/2A/2C/3	802.11a/n/ac/ax/be (20/40/80/160 MHz BW)	
		Does this device support Bands 5.60 ~ 5.65 GHz? <input checked="" type="checkbox"/> Yes <input type="checkbox"/> No	
		Does this device support Band gap channel(s)? <input checked="" type="checkbox"/> Yes <input type="checkbox"/> No	
	6 GHz SP: UNII-5/7 LPI: UNII-5/6/7/8 VLP: UNII-5/7	802.11a/ax/be (20/40/80/160 MHz BW)	
Bluetooth	2.4 GHz	BR, EDR, LE, and HDR	
NB UNII	UNII-1/3	GFSK, π/4 DQPSK	
802.15.4	2405 – 2475 MHz	O-QPSK	
802.15.4ab-NB	5728.75 – 5846.25 MHz	O-QPSK	
MSS	1.6 GHz	1PRB LTE SC-FDMA, BPSK	
NFC	13.56 MHz	Type A/B/F and ISO15693	
UWB ⁶	6.5 GHz and 8 GHz	BPM-BPSK	
WPT	360 kHz	AM, FSK	

Notes:

- Duty cycle for Wi-Fi is referenced from the DTS and U-NII reports. Refer to Section 10 for Duty Cycle values used for testing.
- This device supports Power Class 2 (PC2) for LTE B41 and 5G NR n41, n77.
- This device supports Power Class 1.5 (PC1.5) for 5G NR n41, n77.
- UL MIMO supported in 5G NR n41(PC1.5)/n77(PC1.5)/n48(PC3).
- LTE Uplink 2CA is the total combined power of the UL CA.
- UWB is categorically excluded because the maximum conducted output power (0.2mW) is less than 1mW.

6.3. General LTE SAR Test and Reporting Considerations

Item	Description						
Frequency range, Channel Bandwidth, Numbers and Frequencies	Band 2	Frequency range: 1850 - 1910 MHz (BW = 60 MHz)					
		Channel Bandwidth					
		20 MHz	15 MHz	10 MHz	5 MHz	3 MHz	1.4 MHz
	Low	18700 /1860	18675/ 1857.5	18650/ 1855	18625/ 1852.5	18615/ 1851.5	18607/ 1850.7
	Mid	18900 1880	18900/ 1880	18900/ 1880	18900/ 1880	18900/ 1880	18900/ 1880
	High	19100 1900	19125/ 1902.5	19150/ 1905	19175/ 1907.5	19185/ 1908.5	19193/ 1909.3
	Band 4	Frequency range: 1710 - 1755 MHz (BW = 45 MHz)					
		Channel Bandwidth					
		20 MHz ¹	15 MHz	10 MHz	5 MHz	3 MHz	1.4 MHz
	Low	20050/ 1720	20025/ 1717.5	20000/ 1715	19975/ 1712.5	19965/ 1711.5	19957/ 1710.7
	Mid	20175 1732.5	20175/ 1732.5	20175/ 1732.5	20175/ 1732.5	20175/ 1732.5	20175/ 1732.5
	High	20300/ 1745	20325/ 1747.5	20350/ 1750	20375/ 1752.5	20385/ 1753.5	20393/ 1754.3
	Band 5	Frequency range: 824 - 849 MHz (BW = 25 MHz)					
		Channel Bandwidth					
		20 MHz	15 MHz	10 MHz ¹	5 MHz	3 MHz	1.4 MHz
	Low			20450/ 829	20425/ 826.5	20415/ 825.5	20407/ 824.7
	Mid			20525 836.5	20525/ 836.5	20525/ 836.5	20525/ 836.5
	High			20600/ 844	20625/ 846.5	20635/ 847.5	20643/ 848.3
	Band 7	Frequency range: 2500 - 2570 MHz (BW = 70 MHz)					
		Channel Bandwidth					
		20 MHz	15 MHz	10 MHz	5 MHz	3 MHz	1.4 MHz
Low	20850 2510	20825 2507.5	20800 2505	20775 2502.5			
Mid	21100 2535	21100 2535	21100 2535	21100 2535			
High	21350 2560	21375 2562.5	21400 2565	21425 2567.5			
Band 12	Frequency range: 699 – 716 MHz (BW = 17 MHz)						
	Channel Bandwidth						
	20 MHz	15 MHz	10 MHz ¹	5 MHz	3 MHz	1.4 MHz	
Low			23060/ 704	23035/ 701.5	23025/ 700.5	23017/ 699.7	
Mid			23095 707.5	23095/ 707.5	23095/ 707.5	23095/ 707.5	
High			23130/ 711	23155/ 713.5	23165/ 714.5	23173/ 715.3	
Band 13	Frequency range: 777 - 787 MHz (BW = 10 MHz)						
	Channel Bandwidth						
	20 MHz	15 MHz	10 MHz ¹	5 MHz ¹	3 MHz	1.4 MHz	
Low				23205/ 779.5			
Mid			23230 782	23230/ 782			
High				23255/ 784.5			
Band 14	Frequency range: 788 - 798 MHz (BW = 10 MHz)						
	Channel Bandwidth						
	20 MHz	15 MHz	10 MHz ¹	5 MHz ¹	3 MHz	1.4 MHz	
Low				23305/ 790.5			
Mid			23330 793	23330/ 793			
High				23355/ 793.5			

					795.5			
Band 17	Frequency range: 704 - 716 MHz (BW = 12 MHz)							
	Channel Bandwidth							
	20 MHz	15 MHz	10 MHz ¹	5 MHz ¹	3 MHz	1.4 MHz		
Low			23780/ 709	23755/ 706.5				
Mid			23790/ 710	23790/ 710				
High			23800/ 711	23825/ 713.5				
Band 25	Frequency range: 1850 - 1915 MHz (BW = 65 MHz)							
	Channel Bandwidth							
	20 MHz	15 MHz	10 MHz	5 MHz	3 MHz	1.4 MHz		
Low	26140/ 1860	26115/ 1857.5	26090/ 1855	26065/ 1852.5	26055/ 1851.5	26047/ 1850.7		
Mid	26365/ 1882.5	26365/ 1882.5	26365/ 1882.5	26365/ 1882.5	26365/ 1882.5	26365/ 1882.5		
High	26590/ 1905	26615/ 1907.5	26640/ 1910	26665/ 1912.5	26675/ 1913.5	26683/ 1914.3		
Band 26	Frequency range: 814 - 849 MHz (BW = 35 MHz)							
	Channel Bandwidth							
	20 MHz	15 MHz ¹	10 MHz	5 MHz	3 MHz	1.4 MHz		
Low			26740/ 819	26715/ 816.5	26705/ 815.5	26697/ 814.7		
Mid			26865/ 831.5	26865/ 831.5	26865/ 831.5	26865/ 831.5		
High			26990/ 844	27015/ 846.5	27025/ 847.5	27033/ 848.3		
Band 30	Frequency range: 2305 - 2315 MHz (BW = 10 MHz)							
	Channel Bandwidth							
	20 MHz	15 MHz	10 MHz ¹	5 MHz ¹	3 MHz	1.4 MHz		
Low				27685/ 2307.5				
Mid			27710/ 2310	27710/ 2310				
High				27735/ 2312.5				
Band 41 ²	Frequency range: 2496 - 2690 MHz (BW = 194 MHz)							
	Channel Bandwidth							
	20 MHz	15 MHz	10 MHz	5 MHz	3 MHz	1.4 MHz		
	Low	39750 / 2506.0						
	Mid-Low	40185 / 2549.5						
	Mid	40620 / 2593.0						
	Mid-High	41055 / 2636.5						
High	41490 / 2680.0							
Band 48	Frequency range: 3550 - 3700 MHz (BW = 150 MHz)							
	Channel Bandwidth							
	20 MHz	15 MHz	10 MHz	5 MHz	3 MHz	1.4 MHz		
	Low	55340/ 3560	55315/ 3557.5	55290/ 3555	55265/ 3552.5			
	Mid-Low	55773/ 3603.3	55765/ 3602.5	55757/ 3601.7	55748/ 3600.8			
	Mid-High	56207/ 3646.7	56215/ 3647.5	56223/ 3648.3	56232/ 3649.2			
High	56640/ 3690	56665/ 3692.5	56690/ 3695	56715/ 3697.5				
Band 53	Frequency range: 2483.5 - 2495 MHz (BW = 11.5 MHz)							
	Channel Bandwidth							
	20 MHz	15 MHz	10 MHz ¹	5 MHz ¹	3 MHz	1.4 MHz		
	Low				2485/ 60115	2484.2/ 60147		
Mid			60197/ 2489.5	60197/ 2489.5	60197/ 2489.5	60197/ 2489.5		
High				2493.5/ 60240	2494.3/ 60248			

	Band 66	Frequency range: 1710 - 1780 MHz (BW = 70 MHz)																																																																		
		Channel Bandwidth																																																																		
		20 MHz	15 MHz	10 MHz	5 MHz	3 MHz	1.4 MHz																																																													
	Low	132072/1720	132047/1717.5	132022/1715	131997/1712.5	131987/1711.5	131979/1710.7																																																													
	Mid	132322/1745	132322/1745	132322/1745	132322/1745	132322/1745	132322/1745																																																													
	High	132572/1770	132597/1772.5	132622/1775	132647/1777.5	132657/1778.5	132665/1779.3																																																													
	Band 71	Frequency range: 663 - 698 MHz (BW = 35 MHz)																																																																		
		Channel Bandwidth																																																																		
		20 MHz ¹	15 MHz ¹	10 MHz	5 MHz	3 MHz	1.4 MHz																																																													
	Low	133222/673	133197/670.5	133172/668	133147/665.5																																																															
Mid	133297/680.5	133297/680.5	133297/680.5	133297/680.5																																																																
High	133372/688	133397/690.5	133422/693	133447/695.5																																																																
LTE transmitter and antenna implementation	LTE can transmit from either ANT1, ANT2, ANT3, ANT4, ANT7, ANT8, and ANT9 Antenna switching is implemented using a physical, "break-before-make" switch so that only one antenna can be used for LTE transmission at a time.																																																																			
Maximum power reduction (MPR)	<p>Table 6.2.3-1: Maximum Power Reduction (MPR) for Power Class 1, 2 and 3</p> <table border="1"> <thead> <tr> <th rowspan="2">Modulation</th> <th colspan="6">Channel bandwidth / Transmission bandwidth (N_{RB})</th> <th rowspan="2">MPR (dB)</th> </tr> <tr> <th>1.4 MHz</th> <th>3.0 MHz</th> <th>5 MHz</th> <th>10 MHz</th> <th>15 MHz</th> <th>20 MHz</th> </tr> </thead> <tbody> <tr> <td>QPSK</td> <td>> 5</td> <td>> 4</td> <td>> 8</td> <td>> 12</td> <td>> 16</td> <td>> 18</td> <td>≤ 1</td> </tr> <tr> <td>16 QAM</td> <td>≤ 5</td> <td>≤ 4</td> <td>≤ 8</td> <td>≤ 12</td> <td>≤ 16</td> <td>≤ 18</td> <td>≤ 1</td> </tr> <tr> <td>16 QAM</td> <td>> 5</td> <td>> 4</td> <td>> 8</td> <td>> 12</td> <td>> 16</td> <td>> 18</td> <td>≤ 2</td> </tr> <tr> <td>64 QAM</td> <td>≤ 5</td> <td>≤ 4</td> <td>≤ 8</td> <td>≤ 12</td> <td>≤ 16</td> <td>≤ 18</td> <td>≤ 2</td> </tr> <tr> <td>64 QAM</td> <td>> 5</td> <td>> 4</td> <td>> 8</td> <td>> 12</td> <td>> 16</td> <td>> 18</td> <td>≤ 3</td> </tr> <tr> <td>256 QAM</td> <td colspan="6">≥ 1</td> <td>≤ 5</td> </tr> </tbody> </table> <p>MPR Built-in by design The manufacturer MPR values are always within the 3GPP maximum MPR allowance but may not follow the default MPR values. A-MPR (additional MPR) was disabled during SAR testing</p>						Modulation	Channel bandwidth / Transmission bandwidth (N _{RB})						MPR (dB)	1.4 MHz	3.0 MHz	5 MHz	10 MHz	15 MHz	20 MHz	QPSK	> 5	> 4	> 8	> 12	> 16	> 18	≤ 1	16 QAM	≤ 5	≤ 4	≤ 8	≤ 12	≤ 16	≤ 18	≤ 1	16 QAM	> 5	> 4	> 8	> 12	> 16	> 18	≤ 2	64 QAM	≤ 5	≤ 4	≤ 8	≤ 12	≤ 16	≤ 18	≤ 2	64 QAM	> 5	> 4	> 8	> 12	> 16	> 18	≤ 3	256 QAM	≥ 1						≤ 5
Modulation	Channel bandwidth / Transmission bandwidth (N _{RB})							MPR (dB)																																																												
	1.4 MHz	3.0 MHz	5 MHz	10 MHz	15 MHz	20 MHz																																																														
QPSK	> 5	> 4	> 8	> 12	> 16	> 18	≤ 1																																																													
16 QAM	≤ 5	≤ 4	≤ 8	≤ 12	≤ 16	≤ 18	≤ 1																																																													
16 QAM	> 5	> 4	> 8	> 12	> 16	> 18	≤ 2																																																													
64 QAM	≤ 5	≤ 4	≤ 8	≤ 12	≤ 16	≤ 18	≤ 2																																																													
64 QAM	> 5	> 4	> 8	> 12	> 16	> 18	≤ 3																																																													
256 QAM	≥ 1						≤ 5																																																													
Spectrum plots for RB configurations	A properly configured base station simulator was used for the SAR and power measurements; therefore, spectrum plots for each RB allocation and offset configuration are not included in the SAR report.																																																																			

Notes:

- Maximum bandwidth does not support at least three non-overlapping channels in certain channel bandwidths. When a device supports overlapping channel assignment in a channel bandwidth configuration, the middle channel of the group of overlapping channels should be selected for testing per KDB 941225 D05 SAR for LTE Devices.
- LTE band 41 test channels in accordance with October 2014 TCB workshop for all channels bandwidths.
- SAR Testing for LTE was performed with the same number of RB and RB offsets transmitting on all TTI frames (maximum TTI).

6.4. LTE (TDD) Considerations

According to KDB 941225 D05 SAR for LTE Devices, for Time-Division Duplex (TDD) systems, SAR must be tested using a fixed periodic duty factor according to the highest transmission duty factor implemented for the device and supported by the defined 3GPP LTE TDD configurations.

LTE TDD Bands support 3GPP TS 36.211 section 4.2 for Type 2 Frame Structure and Table 4.2-2 for uplink-downlink configurations and Table 4.2-1 for Special subframe configurations.

Table 4.2-1: Configuration of special subframe (lengths of DwPTS/GP/UpPTS)

Special subframe configuration	Normal cyclic prefix in downlink			Extended cyclic prefix in downlink		
	DwPTS	UpPTS		DwPTS	UpPTS	
		Normal cyclic prefix in uplink	Extended cyclic prefix in uplink		Normal cyclic prefix in uplink	Extended cyclic prefix in uplink
0	$6592 \cdot T_s$	$(1+X) \cdot 2192 \cdot T_s$	$(1+X) \cdot 2560 \cdot T_s$	$7680 \cdot T_s$	$(1+X) \cdot 2192 \cdot T_s$	$(1+X) \cdot 2560 \cdot T_s$
1	$19760 \cdot T_s$			$20480 \cdot T_s$		
2	$21952 \cdot T_s$			$23040 \cdot T_s$		
3	$24144 \cdot T_s$			$25600 \cdot T_s$		
4	$26336 \cdot T_s$			$7680 \cdot T_s$		
5	$6592 \cdot T_s$	$(2+X) \cdot 2192 \cdot T_s$	$(2+X) \cdot 2560 \cdot T_s$	$20480 \cdot T_s$	$(2+X) \cdot 2192 \cdot T_s$	$(2+X) \cdot 2560 \cdot T_s$
6	$19760 \cdot T_s$			$23040 \cdot T_s$		
7	$21952 \cdot T_s$			$12800 \cdot T_s$		
8	$24144 \cdot T_s$			-		
9	$13168 \cdot T_s$			-		
10	$13168 \cdot T_s$	$13152 \cdot T_s$	$12800 \cdot T_s$	-	-	-

Table 4.2-2: Uplink-downlink configurations & Calculated Duty Cycle

Uplink-Downlink Configuration	Downlink-to-Uplink Switch-point Periodicity	Subframe Number										Calculated Duty Cycle (%)
		0	1	2	3	4	5	6	7	8	9	
0	5 ms	D	S	U	U	U	D	S	U	U	U	63.3%
1	5 ms	D	S	U	U	D	D	S	U	U	D	43.3%
2	5 ms	D	S	U	D	D	D	S	U	D	D	23.3%
3	10 ms	D	S	U	U	U	D	D	D	D	D	31.7%
4	10 ms	D	S	U	U	D	D	D	D	D	D	21.7%
5	10 ms	D	S	U	D	D	D	D	D	D	D	11.7%
6	5 ms	D	S	U	U	U	D	S	U	U	D	53.3%

Calculated Duty Cycle = $\frac{\text{Extended cyclic prefix in uplink} \cdot (T_s) \cdot \# \text{ of S} + \# \text{ of U}}{\text{period}}$

Note(s):

This device supports uplink-downlink configurations 0-6. SAR testing/analysis was performed with the configuration with highest duty cycle for the following power classes: configuration 0 at 63.3% for Power Class 3 and configuration 1 at 43.3% for Power Class 2.

6.5. General 5G NR(FR1) SAR Test and Reporting Considerations

n2	SCS (kHz)	Frequency range: 1850 - 1910 MHz (BW = 60 MHz)														
		Channel Bandwidth (MHz)														
		100	90	80	70	60	50	40	30	25	20	15	10	5		
Low	15										372000 /1860	371500 /1857.5	371000 /1855	370500 /1852.5		
Mid	15										376000 /1880	376000 /1880	376000 /1880	376000 /1880		
High	15										380000 /1900	380500 /1902.5	381000 /1905	381500 /1907.5		
n5	SCS (kHz)	Frequency range: 824 - 849 MHz (BW = 25 MHz)														
		Channel Bandwidth (MHz)														
		100	90	80	70	60	50	40	30	25	20	15	10	5		
Low	15										166800 /834	166300 /831.5	165800 /829	165300 /826.5		
Mid	15										167300 /836.5	167300 /836.5	167300 /836.5	167300 /836.5		
High	15										167800 /839	168300 /841.5	168800 /844	169300 /846.5		
n7	SCS (kHz)	Frequency range: 2500 - 2570 MHz (BW = 70 MHz)														
		Channel Bandwidth (MHz)														
		100	90	80	70	60	50	40	30	25	20	15	10	5		
Low	15							504000 /2520	503000 /2515	502500 /2512.5	502000 /2510	501500 /2507.5	501000 /2505	500500 /2502.5		
Mid	15							507000 /2535	507000 /2535	507000 /2535	507000 /2535	507000 /2535	507000 /2535	507000 /2535		
High	15							510000 /2550	511000 /2555	511500 /2557.5	512000 /2560	512500 /2562.5	513000 /2565	513500 /2567.5		
n12	SCS (kHz)	Frequency range: 699 - 716 MHz (BW = 17 MHz)														
		Channel Bandwidth (MHz)														
		100	90	80	70	60	50	40	30	25	20	15	10	5		
Low	15											141300 /706.5	140800 /704	140300 /701.5		
Mid	15											141500 /707.5	141500 /707.5	141500 /707.5		
High	15											141700 /708.5	142200 /711	142700 /713.5		
n14	SCS (kHz)	Frequency range: 788 - 798 MHz (BW = 10 MHz)														
		Channel Bandwidth (MHz)														
		100	90	80	70	60	50	40	30	25	20	15	10	5		
Low	15											158600 /793	158600 /793	158600 /793	158600 /793	
Mid	15											158600 /793	158600 /793	158600 /793	158600 /793	
High	15											158600 /793	158600 /793	158600 /793	158600 /793	
n25	SCS (kHz)	Frequency range: 1850 - 1915 MHz (BW = 65 MHz)														
		Channel Bandwidth (MHz)														
		100	90	80	70	60	50	40	30	25	20	15	10	5		
Low	15							374000 /1870	373000 /1865	372500 /1862.5	372000 /1860	371500 /1857.5	371000 /1855	370500 /1852.5		
Mid	15							376500 /1882.5	376500 /1882.5	376500 /1882.5	376500 /1882.5	376500 /1882.5	376500 /1882.5	376500 /1882.5		
High	15							379000 /1895	380000 /1900	380500 /1902.5	381000 /1905	381500 /1907.5	382000 /1910	382500 /1912.5		
n26	SCS (kHz)	Frequency range: 814 - 849 MHz (BW = 35 MHz)														
		Channel Bandwidth (MHz)														
		100	90	80	70	60	50	40	30	25	20	15	10	5		
Low	15											164800 /824	164300 /821.5	163800 /819	163300 /816.5	
Mid	15											166300 /831.5	166300 /831.5	166300 /831.5	166300 /831.5	
High	15											167800 /839	168300 /841.5	168800 /844	169300 /846.5	
n30	SCS (kHz)	Frequency range: 2305 - 2315 MHz (BW = 10 MHz)														
		Channel Bandwidth (MHz)														
		100	90	80	70	60	50	40	30	25	20	15	10	5		
Low	15														461500 /2307.5	
Mid	15													462000 /2310	462000 /2310	
High	15													462500 /2312.5	462500 /2312.5	
n41	SCS (kHz)	Frequency range: 2496 - 2690 MHz (BW = 194 MHz)														
		Channel Bandwidth (MHz)														
		100	90	80	70	60	50	40	30	25	20	15	10	5		
Low	30	509196 /2545.98	508200 /2541	507198 /2535.99	506196 /2530.98	505200 /2526	504198 /2520.99	503196 /2515.98	502200 /2511			501198 /2505.99	500700 /2503.5	500196 /2500.98		
	Low-Mid	30	513900 /2569.5	513396 /2566.98	512898 /2564.49	512400 /2562	511896 /2559.48	511398 /2556.99	510900 /2554.5	510396 /2551.98		509898 /2549.49	509646 /2548.23	509400 /2547		
Mid	30	518598 /2592.99	518598 /2592.99	518598 /2592.99	518598 /2592.99	518598 /2592.99	518598 /2592.99	518598 /2592.99	518598 /2592.99		518598 /2592.99	518598 /2592.99	518598 /2592.99			
	Mid-High	30	523296 /2616.48	523800 /2619	524298 /2621.49	524796 /2623.98	525300 /2626.5	525798 /2628.99	526296 /2631.48	526800 /2634		527298 /2636.49	527550 /2637.75	527796 /2638.98		
High	30	527994 /2639.97	528996 /2644.98	529998 /2649.99	530994 /2654.97	531996 /2659.98	532998 /2664.99	533994 /2669.97	534996 /2674.98		535998 /2679.99	536496 /2682.48	536994 /2684.97			

n48	SCS (kHz)	Frequency range: 3550 - 3700 MHz (BW = 150 MHz)													
		Channel Bandwidth (MHz)													
		100	90	80	70	60	50	40	30	25	20	15	10	5	
Low	30							638000 /3570	637332 /3564.99		637332 /3559.98	637166 /3557.49	637000 /3555		
Low-Mid	30							640444 /3606.66	640332 /3604.98		640222 /3603.33	640166 /3602.49	640110 /3601.65		
Mid	30							642888 /3643.32	642998 /3644.97		643110 /3646.65	643166 /3647.49	643220 /3648.3		
High	30							645332 /3679.98	645666 /3684.99		645998 /3689.97	646166 /3692.49	646332 /3694.98		
n53	SCS (kHz)	Frequency range: 2483.5 - 2495 MHz (BW = 11.5 MHz)													
		Channel Bandwidth (MHz)													
		100	90	80	70	60	50	40	30	25	20	15	10	5	
Low	30													497700 /2488.5	
Mid	30													497860 /2489.3	
High	30													498000 /2490	
n66	SCS (kHz)	Frequency range: 1710 - 1780 MHz (BW = 70 MHz)													
		Channel Bandwidth (MHz)													
		100	90	80	70	60	50	40	30	25	20	15	10	5	
Low	15							346000 /1730	345000 /1725	344500 /1722.5	344000 /1720	343500 /1717.5	343000 /1715	342500 /1712.5	
Mid	15							349000 /1745	349000 /1745	349000 /1745	349000 /1745	349000 /1745	349000 /1745	349000 /1745	
High	15							352000 /1760	353000 /1765	353500 /1767.5	354000 /1770	354500 /1772.5	355000 /1775	355500 /1777.5	
n70	SCS (kHz)	Frequency range: 1695 - 1710 MHz (BW = 15 MHz)													
		Channel Bandwidth (MHz)													
		100	90	80	70	60	50	40	30	25	20	15	10	5	
Low	15												340500 /1702.5	340000 /1700	339500 /1697.5
Mid	15												340500 /1702.5	340500 /1702.5	340500 /1702.5
High	15												340500 /1702.5	341000 /1705	341500 /1707.5
n71	SCS (kHz)	Frequency range: 663 - 698 MHz (BW = 35 MHz)													
		Channel Bandwidth (MHz)													
		100	90	80	70	60	50	40	30	25	20	15	10	5	
Low	15											134600 /673	134100 /670.5	133600 /668	133100 /665.5
Mid	15											136100 /680.5	136100 /680.5	136100 /680.5	136100 /680.5
High	15											137600 /688	138100 /690.5	138600 /693	139100 /695.5
n77	SCS (kHz)	Block A Frequency range: 3450 - 3550 MHz (BW = 100 MHz)													
		Channel Bandwidth (MHz)													
		100	90	80	70	60	50	40	30	25	20	15	10	5	
Low	30	633332 /3499.98	633000 /3495	632666 /3489.99	632332 /3484.98	632000 /3480	631666 /3474.99	631332 /3469.98	631000 /3465		630666 /3459.99	630500 /3457.5	630332 /3454.98		
Mid	30	633332 /3499.98	633332 /3499.98	633332 /3499.98	633332 /3499.98	633332 /3499.98	633332 /3499.98	633332 /3499.98	633332 /3499.98		633332 /3499.98	633332 /3499.98	633332 /3499.98		
High	30	633332 /3499.98	633666 /3504.99	633998 /3509.97	634332 /3514.98	634666 /3519.99	634998 /3524.97	635332 /3529.98	635666 /3534.99		635998 /3539.97	636166 /3542.49	636332 /3544.98		
n77	SCS (kHz)	Block C Frequency range: 3700 - 3980 MHz (BW = 280 MHz)													
		Channel Bandwidth (MHz)													
		100	90	80	70	60	50	40	30	25	20	15	10	5	
Low	30	649998 /3749.97	649666 /3744.99	649332 /3739.98	648998 /3734.97	648666 /3729.99	648332 /3724.98	647998 /3719.97	647666 /3714.99		647332 /3709.98	647166 /3707.49	646998 /3704.97		
Low-Mid	30	652998 /3794.97	652832 /3792.48	652666 /3789.99	652498 /3787.47	652332 /3784.98	652166 /3782.49	651998 /3779.97	651832 /3777.48		651666 /3774.99	651582 /3773.73	651498 /3772.47		
Mid	30	656000 /3840	656000 /3840	656000 /3840	656000 /3840	656000 /3840	656000 /3840	656000 /3840	656000 /3840		656000 /3840	656000 /3840	656000 /3840		
Mid-High	30	658998 /3884.97	659166 /3887.49	659332 /3889.98	659498 /3892.47	659666 /3894.99	659832 /3897.48	659998 /3899.97	660166 /3902.49		660332 /3904.98	660416 /3906.24	660498 /3907.47		
High	30	661998 /3929.97	662332 /3934.98	662666 /3939.99	662998 /3944.97	663332 /3949.98	663666 /3954.99	663998 /3959.97	664332 /3964.98		664666 /3969.99	664832 /3972.48	664998 /3974.97		
SCS	15 kHz (n2, n5, n7, n12, n14, n25, n26, n30, n66, n70, n71) 30 kHz (n41, n48, n53, n77)														
NR(FR1) transmitter and antenna implementation	Refer to section 7 and Appendix A.														
A-MPR(Additional MPR) disabled for SAR testing?	Yes														
EN-DC Carrier Aggregation Possible Combinations															

LTE Anchor Bands for NR band n2	LTE Band 5/12/14/48/66
LTE Anchor Bands for NR band n5	LTE Band 2/7/30/48/66
LTE Anchor Bands for NR band n7	LTE Band 5/12/66
LTE Anchor Bands for NR band n12	LTE Band 2/30/48/66
LTE Anchor Bands for NR band n14	LTE Band 2/30/66
LTE Anchor Bands for NR band n25	LTE Band 12/48/66
LTE Anchor Bands for NR band n26	N/A
LTE Anchor Bands for NR band n30	LTE Band 5/12/14/66
LTE Anchor Bands for NR band n41	LTE Band 2/4/5/12/25/26/41/66
LTE Anchor Bands for NR band n48	LTE Band 2/5/13/66
LTE Anchor Bands for NR band n53	LTE Band 48
LTE Anchor Bands for NR band n66	LTE Band 2/5/7/12/13/14/30/48/71
LTE Anchor Bands for NR band n70	N/A
LTE Anchor Bands for NR band n71	LTE Band 2/7/48/66
LTE Anchor Bands for NR band n77	LTE Band 2/5/7/12/13/14/25/30/41/66/71

Notes:

1. Maximum bandwidth does not support at least three non-overlapping channels in certain channel bandwidths. When a device supports overlapping channel assignment in a channel bandwidth configuration, the middle channel of the group of overlapping channels should be selected for testing per FCC Guidance.
2. SAR test for NR bands and LTE anchor Bands were performed separately due to limitations in SAR probe calibration factors. And, due to test setup limitations, SAR testing for NR was performed using test mode software to establish the connection.
3. FR1 supported standalone.
4. Manufacturer/OEM declares operating duty cycle to be 100%, 50% and 25% for 5G NR (FR1) TDD Power Class 3, Power Class 2 and Power Class 1.5 respectively.

6.6. Time-Average Feature

The equipment under test (EUT) incorporates the Smart Transmit (SmartTX) SAR averaging algorithm provided by Qualcomm for cellular technologies. Smart Transmit controls the Tx power of the cellular-based wireless device in real-time to maintain the time-averaged Tx power, and in turn, time-averaged RF exposure, below the predefined time-average power limit characterized for each technology and band.

The purpose of the Part 2 test in this report is to demonstrate that the EUT meets the FCC SAR limits when transmitting in static transmission scenario at maximum allowable time-averaged power levels.

The Smart Transmit algorithm maintains the time-averaged transmit power, in turn, time-averaged RF exposure of SAR_design_target or PD_design_target for each characterized technology and band.

Smart Transmit allows the device to transmit at higher power instantaneously as high as P_{max} , when needed, but enforces power limiting to maintain time-averaged transmit power to P_{limit} .

The maximum time-averaged output power (dBm) for any 2G/3G/4G/5G NR WWAN technology band, and DSI = minimum of " P_{limit} EFS" and "Maximum output power P_{max} " includes device uncertainty.

SAR values in this report were scaled to the maximum time-averaged output power to determine compliance following KDB 447498 D01.

SAR Characterization

Please refer to 14982436-S5 for the full details regarding SAR Characterizations.

7. RF Exposure Conditions (Test Configurations)

Refer to Appendix A for the specific details of the antenna-to-antenna and antenna-to-edge(s) distances.

Antenna	Band	Back	Front	Edge Top	Edge Right	Edge Bottom	Edge Left
ANT1	GSM 850/1900 WCDMA B2/4/5 LTE B2/4/5/7/12/13/14/17/25/26/30/41/53/66/71 5G(FR1) n2/n5/n7/n12/n14/n25/n26/n30/n41/n53/n66/n70/n71 MSS (L-Band)	Yes	Yes	No	Yes	Yes	Yes
ANT2	GSM 850/1900 WCDMA B2/4/5 LTE B2/4/5/7/12/13/14/17/25/26/30/41/53/66/71 5G(FR1) n2/n5/n7/n12/n14/n25/n26/n30/n41/n53/n66/n70/n71 NFC Primary	Yes	Yes	Yes	Yes	No	Yes
ANT3	GSM 1900 WCDMA B2/4 LTE B2/4/7/25/30/41/66 5G(FR1) n2/n7/n25/n30/n41/n66/n70 Wi-Fi 2.4GHz Bluetooth 2.4GHz 802.15.4	Yes	Yes	No	No	Yes	Yes
ANT4	GSM 1900 WCDMA B2/4 LTE B2/4/7/25/30/41/48/66 5G(FR1) n2/n7/n25/n30/n41/n48/n66/n70/n77 MSS (L-Band) Wi-Fi 2.4GHz Bluetooth 2.4GHz 802.15.4	Yes	Yes	Yes	Yes	No	No
ANT5	Wi-Fi 5GHz/6GHz 802.15.4ab-NB NB UNII	Yes	Yes	No	No	Yes	Yes
ANT6	Wi-Fi 5GHz/6GHz 802.15.4ab-NB NB UNII	Yes	Yes	Yes	No	No	Yes
ANT7	LTE B48 5G(FR1) n48/n77	Yes	Yes	No	Yes	Yes	No
ANT8	LTE B48 5G(FR1) n48/n77	Yes	Yes	Yes	No	No	Yes
ANT9	LTE B48 5G(FR1) n48/n77	Yes	Yes	No	No	Yes	Yes
NFC	NFC Secondary	Yes	Yes	No	Yes	No	Yes

Notes:

- SAR is not required because the distance from the antenna to the edge is > 25 mm as per KDB 941225 D06 Hot Spot SAR.
- The Body-worn minimum separation distance is 5 mm. To cover both body-worn and hotspot RF exposure conditions testing was performed at a separation distance of 5 mm.

8. Dielectric Property Measurements & System Check

8.1. SAR Dielectric Property Measurements and System Checks

The temperature of the tissue-equivalent medium used during measurement must also be within 18°C to 25°C and within $\pm 2^\circ\text{C}$ of the temperature when the tissue parameters are characterized.

The dielectric parameters must be measured before the tissue-equivalent medium is used in a series of SAR measurements. The parameters should be re-measured after each 3 – 4 days of use; or earlier if the dielectric parameters can become out of tolerance; for example, when the parameters are marginal at the beginning of the measurement series.

Tissue dielectric parameters were measured at the low, middle and high frequency of each operating frequency range of the test device.

The dielectric constant (ϵ_r) and conductivity (σ) of typical tissue-equivalent media recipes are expected to be within $\pm 5\%$ of the required target values; but for SAR measurement systems that have implemented the SAR error compensation algorithms documented in IEEE Std 1528-2013, to automatically compensate the measured SAR results for deviations between the measured and required tissue dielectric parameters, the tolerance for ϵ_r and σ may be relaxed to $\pm 10\%$. This is limited to frequencies ≤ 3 GHz.

Tissue Dielectric Parameters

FCC KDB 865664 D01 SAR Measurement 100 MHz to 6 GHz

Target Frequency (MHz)	Head		Body	
	ϵ_r	σ (S/m)	ϵ_r	σ (S/m)
150	52.3	0.76	61.9	0.80
300	45.3	0.87	58.2	0.92
450	43.5	0.87	56.7	0.94
835	41.5	0.90	55.2	0.97
900	41.5	0.97	55.0	1.05
915	41.5	0.98	55.0	1.06
1450	40.5	1.20	54.0	1.30
1610	40.3	1.29	53.8	1.40
1800 – 2000	40.0	1.40	53.3	1.52
2450	39.2	1.80	52.7	1.95
3000	38.5	2.40	52.0	2.73
5000	36.2	4.45	49.3	5.07
5100	36.1	4.55	49.1	5.18
5200	36.0	4.66	49.0	5.30
5300	35.9	4.76	48.9	5.42
5400	35.8	4.86	48.7	5.53
5500	35.6	4.96	48.6	5.65
5600	35.5	5.07	48.5	5.77
5700	35.4	5.17	48.3	5.88
5800	35.3	5.27	48.2	6.00

SAR system verification is required to confirm measurement accuracy, according to the tissue dielectric media, probe calibration points and other system operating parameters required for measuring the SAR of a test device. The system verification must be performed for each frequency band and within the valid range of each probe calibration point required for testing the device. The same SAR probe(s) and tissue-equivalent media combinations used with each specific SAR system for system verification must be used for device testing. When multiple probe calibration points are required to cover substantially large transmission bands, independent system verifications are required for each probe calibration point. A system verification must be performed before each series of SAR measurements using the same probe calibration point and tissue-equivalent medium. Additional system verification should be considered according to the conditions of the tissue-equivalent medium and measured tissue dielectric parameters, typically every three to four days when the liquid parameters are re-measured or sooner when marginal liquid parameters are used at the beginning of a series of measurements.

System Performance Check Measurement Conditions:

- The measurements were performed in the flat section of the TWIN SAM or ELI phantom, shell thickness: 2.0 ±0.2 mm (bottom plate) filled with Body or Head simulating liquid of the following parameters.
- The depth of tissue-equivalent liquid in a phantom must be ≥ 15.0 cm for SAR measurements ≤ 3 GHz and ≥ 10.0 cm for measurements > 3 GHz.
- The DASY system with an E-Field Probe was used for the measurements.
- The dipole was mounted on the small tripod so that the dipole feed point was positioned below the center marking of the flat phantom section and the dipole was oriented parallel to the body axis (the long side of the phantom). The standard measuring distance was 10 mm (above 1 GHz) and 15 mm (below 1 GHz) from dipole center to the simulating liquid surface.
- The coarse grid with a grid spacing of 15 mm was aligned with the dipole.
For 5 GHz band - The coarse grid with a grid spacing of 10 mm was aligned with the dipole.
- Special 7x7x7 (below 3 GHz) and/or 8x8x7 (above 3 GHz) fine cube was chosen for the cube.
- Distance between probe sensors and phantom surface was set to 3 mm.
For 5 GHz band - Distance between probe sensors and phantom surface was set to 2.5 mm
- The dipole input power (forward power) was 100 mW.
- The results are normalized to 1 W input power.

Liquid Check											System Check												
SAR Lab	Date	Tissue Type	Band (MHz)	Freq. (MHz)	Relative Permittivity (εr)			Conductivity (σ)			Date	Dipole Type & Serial Number	Dipole Cal. Due Date	Input Power (dBm)	Measured results for 1-g SAR				Measured results for 10-g SAR				Plot No.
					Measured	Target	Delta	Measured	Target	Delta					Meas. Zoom Scan	Normalize to 1 W	Target (Ref. Value)	Delta ±10%	Meas. Zoom Scan	Normalize to 1 W	Target (Ref. Value)	Delta ±10%	
SARA	5/25/2024	Head	2300	2300	40.38	39.47	2.30%	1.61	1.66	-3.17%	5/25/2024	D2300V2 SN: 1058	10/13/2024	20.0	5.130	51.300	48.500	5.77%	2.510	25.100	23.600	6.36%	
				2350	40.30	39.38	2.32%	1.65	1.71	-3.38%													
				2400	40.22	39.30	2.35%	1.69	1.75	-3.75%													
SARA	5/28/2024	Head	2300	2300	40.19	39.47	1.82%	1.56	1.66	-6.24%	5/28/2024	D2300V2 SN: 1058	10/13/2024	20.0	4.740	47.400	48.500	-2.27%	2.320	23.200	23.600	-1.69%	
				2350	40.18	39.38	2.02%	1.60	1.71	-6.42%													
				2400	40.13	39.30	2.12%	1.64	1.75	-6.37%													
SARA	5/31/2024	Head	2300	2300	41.34	39.47	4.73%	1.56	1.66	-6.36%	5/31/2024	D2300V2 SN: 1058	10/13/2024	20.0	5.090	50.900	48.500	4.95%	2.500	25.000	23.600	5.93%	
				2350	41.26	39.38	4.76%	1.59	1.71	-6.72%													
				2400	41.20	39.30	4.84%	1.62	1.75	-7.29%													
SARA	6/3/2024	Head	2300	2300	38.00	39.47	-3.73%	1.57	1.66	-5.63%	6/3/2024	D2300V2 SN: 1058	10/13/2024	20.0	5.240	52.400	48.500	8.04%	2.570	25.700	23.600	8.90%	1
				2350	37.91	39.38	-3.74%	1.61	1.71	-6.01%													
				2400	37.82	39.30	-3.76%	1.64	1.75	-6.55%													
SARA	6/6/2024	Head	2300	2300	41.49	39.47	5.11%	1.64	1.66	-1.55%	6/6/2024	D2300V2 SN: 1058	10/13/2024	20.0	5.230	52.300	48.500	7.84%	2.570	25.700	23.600	8.90%	
				2350	41.46	39.38	5.27%	1.68	1.71	-1.45%													
				2400	41.34	39.30	5.20%	1.70	1.75	-2.78%													
SARA	6/8/2024	Head	2600	2600	41.37	39.01	6.05%	1.84	1.96	-6.23%	6/8/2024	D2600V2 SN: 1006	10/13/2024	20.0	5.460	54.600	56.100	-2.67%	2.520	25.200	25.400	-0.79%	
				2495	41.52	39.14	6.07%	1.76	1.85	-4.80%													
				2690	41.20	38.90	5.92%	1.91	2.06	-7.26%													
SARA	6/10/2024	Head	2300	2300	39.83	39.47	0.91%	1.58	1.66	-5.03%	6/10/2024	D2300V2 SN: 1058	10/13/2024	20.0	5.210	52.100	48.500	7.42%	2.580	25.800	23.600	9.32%	
				2350	39.74	39.38	0.90%	1.62	1.71	-5.43%													
				2400	39.67	39.30	0.95%	1.65	1.75	-5.80%													
SARA	6/12/2024	Head	2600	2600	41.07	39.01	5.28%	1.89	1.96	-3.73%	6/12/2024	D2600V2 SN: 1006	10/13/2024	20.0	5.090	50.900	56.100	-9.27%	2.300	23.000	25.400	-9.45%	2
				2495	41.24	39.14	5.36%	1.80	1.85	-2.42%													
				2690	40.93	38.90	5.23%	1.96	2.06	-4.88%													
SARA	6/14/2024	Head	2300	2300	41.27	39.47	4.55%	1.71	1.66	2.72%	6/14/2024	D2300V2 SN: 1058	10/13/2024	20.0	4.940	49.400	48.500	1.86%	2.350	23.500	23.600	-0.42%	
				2350	41.19	39.38	4.58%	1.75	1.71	2.36%													
				2400	41.13	39.30	4.67%	1.78	1.75	1.79%													
SARA	6/18/2024	Head	2300	2300	42.08	39.47	6.61%	1.57	1.66	-5.63%	6/18/2024	D2300V2 SN: 1058	10/13/2024	20.0	4.970	49.700	48.500	2.47%	2.450	24.500	23.600	3.81%	
				2350	42.00	39.38	6.64%	1.61	1.71	-6.01%													
				2400	41.93	39.30	6.70%	1.64	1.75	-6.60%													
SARA	06/18/2024	Head	2600	2600	42.81	39.01	9.74%	1.86	1.96	-5.46%	6/18/2024	D2600V2 SN: 1006	10/13/2024	20.0	5.200	52.000	56.100	-7.31%	2.410	24.100	25.400	-5.12%	
				2495	42.94	39.14	9.70%	1.76	1.85	-4.69%													
				2690	42.67	38.90	9.70%	1.93	2.06	-6.14%													
SARA	6/22/2024	Head	2300	2300	42.02	39.47	6.45%	1.56	1.66	-6.36%	6/22/2024	D2300V2 SN: 1058	10/13/2024	20.0	4.710	47.100	48.500	-2.89%	2.310	23.100	23.600	-2.12%	
				2350	41.94	39.38	6.49%	1.60	1.71	-6.42%													
				2400	41.85	39.30	6.50%	1.63	1.75	-6.94%													
SARA	6/26/2024	Head	2300	2300	40.70	39.47	3.11%	1.64	1.66	-1.49%	6/26/2024	D2300V2 SN: 1058	10/13/2024	20.0	4.940	49.400	48.500	1.86%	2.420	24.200	23.600	2.54%	
				2350	40.65	39.38	3.21%	1.67	1.71	-1.97%													
				2400	40.56	39.30	3.21%	1.71	1.75	-2.21%													
SARA	6/26/2024	Head	2600	2600	40.21	39.01	3.07%	1.87	1.96	-4.85%	6/26/2024	D2600V2 SN: 1006	10/13/2024	20.0	5.100	51.000	56.100	-9.09%	2.340	23.400	25.400	-7.87%	
				2495	40.39	39.14	3.19%	1.78	1.85	-3.50%													
				2690	40.06	38.90	2.99%	1.94	2.06	-5.85%													
SARA	6/29/2024	Head	2300	2300	41.95	39.47	6.28%	1.56	1.66	-6.24%	6/29/2024	D2300V2 SN: 1058	10/13/2024	20.0	4.790	47.900	48.500	-1.24%	2.350	23.500	23.600	-0.42%	
				2350	41.83	39.38	6.21%	1.60	1.71	-6.60%													
				2400	41.76	39.30	6.27%	1.63	1.75	-6.94%													

Liquid Check											System Check												
SAR Lab	Date	Tissue Type	Band (MHz)	Freq. (MHz)	Relative Permittivity (εr)			Conductivity (σ)			Date	Dipole Type & Serial Number	Dipole Cal. Due Date	Input Power (dBm)	Measured results for 1-g SAR				Measured results for 10-g SAR				Plot No.
					Measured	Target	Delta	Measured	Target	Delta					Meas. Zoom Scan	Normalize to 1 W	Target (Ref. Value)	Delta ±10%	Meas. Zoom Scan	Normalize to 1 W	Target (Ref. Value)	Delta ±10%	
SAR B	5/25/2024	Head	2300	2300	39.52	39.47	0.12%	1.62	1.66	-2.75%	5/25/2024	D2300V2 SN: 1058	10/13/2024	20.0	5.070	50.700	48.500	4.54%	2.430	24.300	23.600	2.97%	
				2350	39.43	39.38	0.12%	1.65	1.71	-3.38%													
				2400	39.34	39.30	0.11%	1.68	1.75	-3.98%													
SAR B	5/25/2024	Head	2600	2600	40.98	39.01	5.05%	1.88	1.96	-4.19%	5/25/2024	D2600V2 SN: 1006	10/13/2024	20.0	5.120	51.200	56.100	-8.73%	2.310	23.100	25.400	-9.06%	
				2495	41.17	38.14	5.18%	1.80	1.85	-2.63%													
				2690	40.89	38.90	5.12%	1.94	2.06	-5.80%													
SAR B	5/27/2024	Head	2600	2600	39.37	39.01	0.92%	1.99	1.96	1.52%	5/27/2024	D2600V2 SN: 1006	10/13/2024	15.0	1.810	57.237	56.100	2.03%	0.819	25.899	25.400	1.96%	
				2495	39.56	39.14	1.06%	1.90	1.85	2.56%													
				2690	39.17	38.90	0.70%	2.07	2.06	0.66%													
SAR B	5/27/2024	Head	2300	2300	39.89	39.47	1.06%	1.74	1.66	4.64%	5/27/2024	D2300V2 SN: 1058	10/13/2024	15.0	1.630	51.545	48.500	6.28%	0.780	24.666	23.600	4.52%	3
				2350	39.81	39.38	1.08%	1.78	1.71	4.29%													
				2400	39.72	39.30	1.08%	1.82	1.75	3.79%													
SAR B	5/30/2024	Head	2300	2300	38.11	39.47	-3.45%	1.60	1.66	-4.13%	5/30/2024	D2300V2 SN: 1058	10/13/2024	20.0	4.860	48.600	48.500	0.21%	2.330	23.300	23.600	-1.27%	
				2350	38.06	39.38	-3.36%	1.63	1.71	-4.43%													
				2400	37.99	39.30	-3.33%	1.67	1.75	-4.89%													
SAR B	5/30/2024	Head	2600	2600	40.33	39.01	3.38%	1.88	1.96	-4.34%	5/30/2024	D2600V2 SN: 1006	10/13/2024	20.0	5.260	52.600	56.100	-6.24%	2.370	23.700	25.400	-6.69%	
				2495	40.50	39.14	3.47%	1.79	1.85	-3.39%													
				2690	40.17	38.90	3.27%	1.95	2.06	-5.27%													
SAR B	6/3/2024	Head	2300	2300	37.75	39.47	-4.36%	1.66	1.66	-0.22%	6/3/2024	D2300V2 SN: 1058	10/13/2024	20.0	5.010	50.100	48.500	3.30%	2.410	24.100	23.600	2.12%	
				2350	37.64	39.38	-4.43%	1.70	1.71	-0.57%													
				2400	37.56	39.30	-4.42%	1.74	1.75	-0.55%													
SAR B	6/3/2024	Head	2600	2600	37.19	39.01	-4.67%	1.90	1.96	-3.07%	6/3/2024	D2600V2 SN: 1006	10/13/2024	20.0	5.390	53.900	56.100	-3.92%	2.430	24.300	25.400	-4.33%	
				2495	37.38	39.14	-4.50%	1.81	1.85	-2.04%													
				2690	37.01	38.90	-4.85%	1.98	2.06	-3.91%													
SAR B	6/6/2024	Head	2300	2300	37.78	39.47	-4.29%	1.64	1.66	-1.19%	6/6/2024	D2300V2 SN: 1058	10/13/2024	20.0	5.050	50.500	48.500	4.12%	2.440	24.400	23.600	3.39%	
				2350	37.70	39.38	-4.28%	1.68	1.71	-1.50%													
				2400	37.61	39.30	-4.29%	1.72	1.75	-2.04%													
SAR B	6/6/2024	Head	2600	2600	37.32	39.01	-4.33%	1.87	1.96	-4.60%	6/6/2024	D2600V2 SN: 1006	10/13/2024	20.0	5.260	52.600	56.100	-6.24%	2.380	23.800	25.400	-6.30%	
				2495	37.47	38.14	-4.27%	1.79	1.85	-3.44%													
				2690	37.18	38.90	-4.41%	1.95	2.06	-5.56%													
SAR B	6/10/2024	Head	2600	2600	38.19	39.01	-2.10%	1.92	1.96	-2.15%	6/10/2024	D2600V2 SN: 1006	10/13/2024	20.0	5.330	53.300	56.100	-4.99%	2.430	24.300	25.400	-4.33%	
				2495	38.35	39.14	-2.03%	1.83	1.85	-0.90%													
				2690	38.02	38.90	-2.26%	1.99	2.06	-3.23%													
SAR B	6/13/2024	Head	2300	2300	38.37	39.47	-2.79%	1.65	1.66	-0.83%	6/13/2024	D2300V2 SN: 1058	10/13/2024	20.0	4.770	47.700	48.500	-1.65%	2.290	22.900	23.600	-2.97%	
				2350	38.29	39.38	-2.78%	1.69	1.71	-1.27%													
				2400	38.22	39.30	-2.74%	1.72	1.75	-1.92%													
SAR B	6/14/2024	Head	2600	2600	39.09	39.01	0.20%	1.92	1.96	-2.35%	6/14/2024	D2600V2 SN: 1006	10/13/2024	20.0	5.240	52.400	56.100	-6.60%	2.380	23.800	25.400	-6.30%	
				2495	39.24	39.14	0.25%	1.83	1.85	-1.28%													
				2690	38.94	38.90	0.11%	1.99	2.06	-3.23%													
SAR B	6/18/2024	Head	2300	2300	38.69	39.47	-1.98%	1.62	1.66	-2.51%	6/18/2024	D2300V2 SN: 1058	10/13/2024	20.0	4.670	46.700	48.500	-3.71%	2.250	22.500	23.600	-4.66%	
				2350	38.60	39.38	-1.99%	1.66	1.71	-2.97%													
				2400	38.52	39.30	-1.98%	1.69	1.75	-3.63%													
SAR B	6/18/2024	Head	2600	2600	38.26	39.01	-1.92%	1.84	1.96	-6.02%	6/18/2024	D2600V2 SN: 1006	10/13/2024	20.0	5.180	51.800	56.100	-7.66%	2.350	23.500	25.400	-7.48%	
				2495	38.41	39.14	-1.87%	1.76	1.85	-5.01%													
				2690	38.09	38.90	-2.08%	1.92	2.06	-6.92%													
SAR B	6/22/2024	Head	2300	2300	41.97	39.47	6.33%	1.65	1.66	-0.71%	6/22/2024	D2300V2 SN: 1058	10/13/2024	15.0	1.520	48.067	48.500	-0.89%	0.727	22.990	23.600	-2.59%	
				2350	41.89	39.38	6.36%	1.69	1.71	-0.98%													
				2400	41.79	39.30	6.34%	1.73	1.75	-1.46%													
SAR B	6/22/2024	Head	2600	2600	41.57	39.01	6.56%	1.89	1.96	-3.93%	6/22/2024	D2600V2 SN: 1006	10/13/2024	15.0	1.640	51.861	56.100	-7.56%	0.736	23.274	25.400	-8.37%	
				2495	41.67	39.14	6.46%	1.79	1.85	-3.12%													
				2690	41.41	38.90	6.46%	1.97	2.06	-4.59%													
SAR B	6/26/2024	Head	2300	2300	41.92	39.47	6.20%	1.70	1.66	2.24%	6/26/2024	D2300V2 SN: 1058	10/13/2024	20.0	4.840	48.400	48.500	-0.21%	2.310	23.100	23.600	-2.12%	
				2350	41.86	39.38	6.29%	1.74	1.71	1.95%													
				2400	41.77	39.30	6.29%	1.78	1.75	1.45%													
SAR B	6/26/2024	Head	2600	2600	41.45	39.01	6.25%	1.94	1.96	-0.98%	6/26/2024	D2600V2 SN: 1006	10/13/2024	20.0	5.120	51.200	56.100	-8.73%	2.300	23.000	25.400	-9.45%	4
				2495	41.65	39.14	6.40%	1.85	1.85	0.24%													
				2690	41.32	38.90	6.23%	2.01	2.06	-2.21%													
SAR B	6/30/2024	Head	2300	2300	40.62	39.47	2.91%	1.66	1.66	-0.53%	6/30/2024	D2300V2 SN: 1058	10/13/2024	20.0	4.800	48.000	48.500	-1.03%	2.290	22.900	23.600	-2.97%	
				2350	40.55	39.38	2.96%	1.69	1.71	-0.80%													
				2400	40.47	39.30	2.99%	1.73	1.75	-1.18%													
SAR B	7/1/2024	Head	2600	2600	40.52	39.01	3.87%	1.94	1.96	-1.08%	7/1/2024	D2600V2 SN: 1036	4/11/2025	15.0	1.830	57.870	55.400	4.46%	0.823	26.026	24.900	4.52%	5
				2495	40.67	39.14	3.90%	1.85	1.85	0.13%													
				2690	40.40	38.90	3.86%	2.02	2.06	-2.06%													

Liquid Check										System Check														
SAR Lab	Date	Tissue Type	Band (MHz)	Freq. (MHz)	Relative Permittivity (er)			Conductivity (σ)			Date	Dipole Type & Serial Number	Dipole Cal. Due Date	Input Power (dBm)	Measured results for 1-g SAR				Measured results for 10-g SAR				Plot No.	
					Measured	Target	Delta	Measured	Target	Delta					Meas. Zoom Scan	Normalize to 1 W	Target (Ref. Value)	Delta ±10%	Meas. Zoom Scan	Normalize to 1 W	Target (Ref. Value)	Delta ±10%		
SARE	5/21/2024	Head	3500	3500	35.77	37.93	-5.69%	2.94	2.91	1.04%	5/21/2024	D3500V2 SN: 1060	2/7/2025	20.0	6.710	67.100	65.700	2.13%	2.520	25.200	24.900	1.20%		
				3400	35.92	38.04	-5.58%	2.91	2.81	3.69%														
				3600	35.62	37.82	-5.81%	3.02	3.01	0.04%														
SARE	5/21/2024	Head	3900	3900	35.31	37.47	-5.77%	3.28	3.32	-1.11%	5/21/2024	D3900V2 SN: 1102	10/24/2024	20.0	6.790	67.900	69.300	-2.02%	2.360	23.600	24.100	-2.07%		
				3600	35.62	37.82	-5.81%	3.02	3.01	0.04%														
				4000	35.16	37.36	-5.89%	3.37	3.42	-1.64%														
SARE	5/25/2024	Head	3500	3500	36.22	37.93	-4.51%	3.08	2.91	5.61%	5/24/2024	D3500V2 SN: 1060	2/7/2025	20.0	6.400	64.000	65.700	-2.59%	2.410	24.100	24.900	-3.21%		
				3400	36.37	38.04	-4.40%	2.99	2.81	6.50%														
				3600	36.07	37.82	-4.62%	3.15	3.01	4.65%														
SARE	5/25/2024	Head	3700	3700	38.33	37.70	1.67%	3.27	3.12	5.00%	5/24/2024	D3700V2 SN: 1110	11/20/2024	20.0	6.640	66.400	64.090	3.60%	2.430	24.300	23.600	2.97%	6	
				3600	38.48	37.82	1.76%	3.19	3.01	5.71%														
				3800	38.17	37.59	1.55%	3.36	3.22	4.52%														
SARE	5/25/2024	Head	3900	3900	38.01	37.47	1.43%	3.46	3.32	4.13%	5/25/2024	D3900V2 SN: 1102	10/24/2024	20.0	6.590	65.900	69.300	-4.91%	2.300	23.000	24.100	-4.56%		
				3800	38.17	37.59	1.55%	3.36	3.22	4.52%														
				4000	37.85	37.36	1.31%	3.55	3.42	3.65%														
SARE	5/28/2024	Head	3500	3500	35.76	37.93	-5.72%	3.03	2.91	4.20%	5/28/2024	D3500V2 SN: 1060	2/7/2025	20.0	6.140	61.400	65.700	-6.54%	2.320	23.200	24.900	-6.83%	7	
				3400	35.93	38.04	-5.56%	2.96	2.81	5.29%														
				3600	35.60	37.82	-5.86%	3.11	3.01	3.19%														
SARE	5/28/2024	Head	3700	3700	38.18	37.70	1.27%	3.26	3.12	4.74%	5/28/2024	D3700V2 SN: 1110	11/20/2024	20.0	6.200	62.000	64.090	-3.26%	2.270	22.700	23.600	-3.81%		
				3600	38.34	37.82	1.39%	3.18	3.01	5.64%														
				3800	38.02	37.59	1.15%	3.35	3.22	4.05%														
SARE	5/28/2024	Head	3900	3900	37.87	37.47	1.06%	3.44	3.32	3.62%	5/28/2024	D3900V2 SN: 1102	10/24/2024	20.0	6.450	64.500	69.300	-6.93%	2.250	22.500	24.100	-6.64%		
				3800	38.02	37.59	1.15%	3.35	3.22	4.05%														
				4000	37.73	37.36	0.99%	3.53	3.42	3.21%														
SARE	5/31/2024	Head	3500	3500	37.81	37.93	-0.32%	2.94	2.91	0.87%	5/31/2024	D3500V2 SN: 1060	2/7/2025	20.0	6.440	64.400	65.700	-1.98%	2.410	24.100	24.900	-3.21%		
				3400	37.95	38.04	-0.25%	2.86	2.81	1.73%														
				3700	37.55	37.70	-0.40%	3.10	3.12	-0.65%														
SARE	5/31/2024	Head	3900	3900	37.27	37.47	-0.54%	3.27	3.32	-1.62%	5/31/2024	D3900V2 SN: 1102	10/24/2024	20.0	6.510	65.100	69.300	-6.06%	2.260	22.600	24.100	-6.22%		
				3800	37.41	37.59	-0.47%	3.18	3.22	-1.17%														
				4000	37.14	37.36	-0.59%	3.35	3.42	-2.17%														
SARE	6/4/2023	Head	3500	3500	38.08	37.93	0.40%	3.05	2.91	4.75%	6/4/2024	D3500V2 SN: 1060	2/7/2025	20.0	6.600	66.000	65.700	0.46%	2.480	24.800	24.900	-0.40%		
				3400	38.23	38.04	0.49%	2.97	2.81	5.72%														
				3700	37.81	37.70	0.29%	3.21	3.12	3.01%														
SARE	6/4/2024	Head	3900	3900	37.54	37.47	0.18%	3.40	3.32	2.38%	6/4/2024	D3900V2 SN: 1102	10/24/2024	20.0	6.840	68.400	69.300	-1.30%	2.380	23.800	24.100	-1.24%		
				3800	37.67	37.59	0.22%	3.30	3.22	2.53%														
				4000	37.41	37.36	0.14%	3.49	3.42	1.95%														
SARE	6/7/2024	Head	3500	3500	36.35	37.93	-4.16%	2.97	2.91	2.01%	6/7/2024	D3500V2 SN: 1060	2/7/2025	20.0	6.680	66.800	65.700	1.67%	2.510	25.100	24.900	0.80%		
				3400	36.46	38.04	-4.16%	2.90	2.81	3.23%														
				3700	36.14	37.70	-4.14%	3.12	3.12	0.12%														
SARE	6/7/2024	Head	3900	3900	35.89	37.47	-4.23%	3.30	3.32	-0.63%	6/6/2024	D3900V2 SN: 1102	10/24/2024	20.0	6.690	66.900	69.300	-3.46%	2.330	23.300	24.100	-3.32%		
				3800	36.02	37.59	-4.17%	3.20	3.22	-0.58%														
				4000	35.76	37.36	-4.28%	3.38	3.42	-1.26%														
SARE	6/10/2024	Head	3500	3500	36.51	37.93	-3.74%	3.00	2.91	3.00%	6/10/2024	D3500V2 SN: 1060	2/7/2025	20.0	6.580	65.800	65.700	0.15%	2.470	24.700	24.900	-0.80%		
				3400	36.66	38.04	-3.64%	2.92	2.81	4.08%														
				3700	36.26	37.70	-3.82%	3.15	3.12	1.12%														
SARE	6/10/2024	Head	3900	3900	35.99	37.47	-3.96%	3.31	3.32	-0.21%	6/10/2024	D3900V2 SN: 1102	10/24/2024	20.0	6.790	67.900	69.300	-2.02%	2.360	23.600	24.100	-2.07%		
				3800	36.13	37.59	-3.88%	3.23	3.22	0.36%														
				4000	35.86	37.36	-4.01%	3.40	3.42	-0.71%														
SARE	6/14/2024	Head	3500	3500	36.89	37.93	-2.74%	2.92	2.91	0.32%	6/14/2024	D3500V2 SN: 1060	2/7/2025	20.0	6.280	62.800	65.700	-4.41%	2.350	23.500	24.900	-5.62%		
				3400	37.03	38.04	-2.66%	2.85	2.81	1.38%														
				3700	36.66	37.70	-2.76%	3.07	3.12	-1.55%														
SARE	6/14/2024	Head	3900	3900	36.42	37.47	-2.81%	3.24	3.32	-2.50%	6/14/2024	D3900V2 SN: 1102	10/24/2024	20.0	6.350	63.500	69.300	-8.37%	2.210	22.100	24.100	-8.30%		
				3800	36.55	37.59	-2.76%	3.15	3.22	-2.10%														
				4000	36.30	37.36	-2.84%	3.33	3.42	-2.84%														
SARE	6/18/2024	Head	3500	3500	36.77	37.93	-3.06%	2.88	2.91	-1.06%	6/18/2024	D3500V2 SN: 1060	2/7/2025	15.0	2.050	64.827	65.700	-1.33%	0.768	24.286	24.900	-2.46%		
				3400	36.90	38.04	-3.01%	2.81	2.81	0.03%														
				3700	36.52	37.70	-3.13%	3.03	3.12	-2.77%														
SARE	6/18/2024	Head	3900	3900	36.27	37.47	-3.21%	3.19	3.32	-3.94%	6/18/2024	D3900V2 SN: 1102	10/24/2024	15.0	2.000	63.246	69.300	-8.74%	0.690	21.820	24.100	-9.46%		
				3800	36.39	37.59	-3.19%	3.10	3.22	-3.68%														
				4000	36.15	37.36	-3.24%	3.27	3.42	-4.47%														
SARE	6/21/2024	Head	3500	3500	35.89	37.93	-5.38%	2.98	2.91	2.35%	6/21/2024	D3500V2 SN: 1060	2/7/2025	14.5	1.950	69.189	65.700	5.31%	0.731	25.937	24.900	4.16%		
				3400	36.02	38.04	-5.32%	2.91	2.81	3.59%														
				3700	35.59	37.70	-5.60%	3.14	3.12	0.76%														
SARE	6/21/2024	Head	3900	3900	35.32	37.47	-5.75%	3.30	3.32	-0.63%	6/21/2024	D3900V2 SN: 1102	10/24/2024	14.5	1.900	67.415	69.300	-2.72%	0.660					

SAR Lab	Date	Tissue Type	Band (MHz)	Liquid Check									System Check											
				Relative Permittivity (ε _r)			Conductivity (σ)			Date	Dipole Type & Serial Number	Dipole Cal. Due Date	Input Power (dBm)	Measured results for 1-g SAR					Measured results for 10-g SAR					Plot No.
				Measured	Target	Delta	Measured	Target	Delta					Meas. Zoom Scan	Normalize to 1 W	Target (Ref. Value)	Delta ±10%	Meas. Zoom Scan	Normalize to 1 W	Target (Ref. Value)	Delta ±10%			
SAR F	5/20/2024	Head	3500	3500	36.48	37.93	-3.82%	2.90	2.91	-0.43%	5/21/2024	D3500V2 SN: 1060	2/7/2025	20.0	6.910	69.100	65.700	5.18%	2.730	27.300	24.900	9.64%		
SAR F	5/21/2024	Head	3900	3400	36.61	38.04	-3.77%	2.83	2.81	0.63%	5/21/2024	D3900V2 SN: 1102	10/24/2024	20.0	7.280	72.800	69.300	5.05%	2.600	26.000	24.100	7.88%		
SAR F	5/25/2024	Head	3500	3600	36.36	37.82	-3.85%	2.98	3.01	-1.26%	5/25/2024	D3500V2 SN: 1060	2/7/2025	20.0	6.600	66.000	65.700	0.46%	2.580	25.800	24.900	3.61%		
SAR F	5/25/2024	Head	3700	3900	36.02	37.47	-3.88%	3.20	3.32	-3.55%	5/25/2024	D3700V2 SN: 1110	11/20/2024	20.0	6.340	63.400	64.090	-1.08%	2.430	24.300	23.600	2.97%		
SAR F	5/25/2024	Head	3900	3600	36.36	37.82	-3.85%	2.98	3.01	-1.26%	5/25/2024	D3900V2 SN: 1102	10/24/2024	20.0	7.220	72.200	69.300	4.18%	2.580	25.800	24.100	7.05%		
SAR F	5/27/2024	Head	3500	3400	39.93	38.04	4.96%	2.68	2.81	-4.60%	5/27/2024	D3500V2 SN: 1060	2/7/2025	15.0	2.180	68.938	65.700	4.93%	0.838	26.500	24.900	6.43%		
SAR F	5/27/2024	Head	3700	3600	39.56	37.82	4.61%	2.87	3.01	-4.77%	5/27/2024	D3700V2 SN: 1110	11/20/2024	15.0	2.080	65.775	64.090	2.63%	0.774	24.476	23.600	3.71%	9	
SAR F	5/28/2024	Head	3900	3800	38.87	37.36	4.04%	3.26	3.42	-4.77%	5/28/2024	D3900V2 SN: 1102	10/24/2024	15.0	1.990	62.929	69.300	-9.19%	0.708	22.389	24.100	-7.10%	10	
SAR F	5/31/2024	Head	3500	3500	39.94	37.93	5.30%	2.78	2.91	-4.52%	5/31/2024	D3500V2 SN: 1060	2/7/2025	20.0	6.120	61.200	65.700	-6.85%	2.370	23.700	24.900	-4.82%		
SAR F	5/31/2024	Head	3900	3900	39.15	37.36	4.79%	3.26	3.42	-4.65%	5/31/2024	D3900V2 SN: 1102	10/24/2024	20.0	6.450	64.500	69.300	-6.93%	2.300	23.000	24.100	-4.56%		
SAR F	6/3/2024	Head	3500	3400	38.90	37.93	2.56%	2.81	2.91	-3.42%	6/3/2024	D3500V2 SN: 1060	2/7/2025	20.0	5.990	59.900	65.700	-8.83%	2.320	23.200	24.900	-6.83%		
SAR F	6/3/2024	Head	3900	3900	38.57	37.70	2.90%	3.00	3.12	-3.70%	6/3/2024	D3900V2 SN: 1102	10/24/2024	20.0	6.350	63.500	69.300	-8.37%	2.250	22.500	24.100	-6.64%		
SAR F	6/7/2024	Head	3500	3500	40.71	37.93	7.33%	2.70	2.91	-7.40%	6/7/2024	D3500V2 SN: 1060	2/7/2025	20.0	6.400	64.000	65.700	-2.59%	2.490	24.900	24.900	0.00%		
SAR F	6/7/2024	Head	3900	3900	40.12	37.47	7.06%	3.08	3.32	-7.13%	6/7/2024	D3900V2 SN: 1102	10/24/2024	20.0	6.850	68.500	69.300	-1.15%	2.440	24.400	24.100	1.24%		
SAR F	6/10/2024	Head	3500	3500	40.04	37.93	5.56%	2.74	2.91	-5.89%	6/10/2024	D3500V2 SN: 1060	2/7/2025	20.0	6.190	61.900	65.700	-5.78%	2.400	24.000	24.900	-3.61%		
SAR F	6/10/2024	Head	3900	3900	39.46	37.47	5.30%	3.11	3.32	-6.35%	6/10/2024	D3900V2 SN: 1102	10/24/2024	20.0	6.460	64.600	69.300	-6.78%	2.300	23.000	24.100	-4.56%		
SAR F	6/14/2024	Head	3500	3400	40.09	38.04	5.38%	2.65	2.81	-5.67%	6/14/2024	D3500V2 SN: 1060	2/7/2025	20.0	6.330	63.300	65.700	-3.65%	2.450	24.500	24.900	-1.61%		
SAR F	6/14/2024	Head	3900	3900	39.15	37.36	4.79%	3.26	3.42	-4.91%	6/14/2024	D3900V2 SN: 1102	10/24/2024	20.0	6.590	65.900	69.300	-4.91%	2.330	23.300	24.100	-3.32%		
SAR F	6/18/2024	Head	3500	3500	39.92	37.93	5.25%	2.73	2.91	-6.34%	6/18/2024	D3500V2 SN: 1060	2/7/2025	20.0	5.950	59.500	65.700	-9.44%	2.310	23.100	24.900	-7.23%	11	
SAR F	6/18/2024	Head	3900	3900	39.36	37.47	5.03%	3.13	3.32	-5.69%	6/18/2024	D3900V2 SN: 1102	10/24/2024	20.0	6.370	63.700	69.300	-8.08%	2.260	22.600	24.100	-6.22%		
SAR F	6/20/2024	Head	2600	2495	39.86	39.01	2.18%	1.85	1.96	-5.72%	6/20/2024	D2600V2 SN: 1006	10/13/2024	15.0	1.690	53.442	56.100	-4.74%	0.768	24.286	25.400	-4.38%	12	
SAR F	6/21/2024	Head	3500	3400	40.48	37.93	6.72%	2.72	2.91	-6.58%	6/21/2024	D3500V2 SN: 1060	2/7/2025	20.0	6.430	64.300	65.700	-2.13%	2.510	25.100	24.900	0.80%		
SAR F	6/21/2024	Head	3900	3900	39.82	37.47	6.26%	3.11	3.32	-6.35%	6/21/2024	D3900V2 SN: 1102	10/24/2024	20.0	6.890	68.900	69.300	-0.58%	2.470	24.700	24.100	2.49%		
SAR F	6/26/2024	Head	3500	3400	39.68	37.36	6.21%	3.21	3.42	-6.23%	6/26/2024	D3500V2 SN: 1060	2/7/2025	20.0	6.700	67.000	65.700	1.98%	2.600	26.000	24.900	4.42%		
SAR F	6/26/2024	Head	3900	3900	39.25	37.47	4.74%	3.16	3.32	-4.84%	6/26/2024	D3900V2 SN: 1102	10/24/2024	20.0	7.060	70.600	69.300	1.84%	2.470	24.700	24.100	2.49%		
SAR F	6/29/2024	Head	3500	3400	40.52	38.04	6.51%	2.67	2.81	-4.96%	6/30/2024	D3500V2 SN: 1060	2/7/2025	14.0	1.680	66.882	65.700	1.80%	0.656	26.116	24.900	4.88%		
SAR F	6/29/2024	Head	3900	3900	40.01	37.70	6.12%	2.93	3.12	-5.98%	6/30/2024	D3900V2 SN: 1102	10/24/2024	20.0	6.810	68.100	69.300	-1.73%	2.530	25.300	24.100	4.98%		

SAR Lab	Date	Tissue Type	Band (MHz)	Liquid Check						System Check											Plot No.		
				Freq. (MHz)	Relative Permittivity (εr)			Conductivity (σ)			Date	Dipole Type & Serial Number	Dipole Cal. Due Date	Input Power (dBm)	Measured results for 1-g SAR				Measured results for 10-g SAR				
					Measured	Target	Delta	Measured	Target	Delta					Meas. Zoom Scan	Normalize to 1 W	Target (Ref. Value)	Delta ±10%	Meas. Zoom Scan	Normalize to 1 W		Target (Ref. Value)	Delta ±10%
SAR I	5/22/2024	Head	3500	3500	40.10	37.93	5.72%	2.72	2.91	-6.65%	5/23/2024	D3500V2 SN: 1060	2/7/2025	20.0	5.960	59.600	65.700	-9.28%	2.300	23.000	24.900	-7.63%	
SAR I	5/22/2024	Head	3700	3400	40.26	38.04	5.83%	2.63	2.81	-6.49%	5/23/2024	D3700V2 SN: 1110	11/20/2024	20.0	6.130	61.300	64.090	-4.35%	2.280	22.800	23.600	-3.39%	17
				3600	39.94	37.82	5.62%	2.81	3.01	-6.67%													
SAR I	5/22/2024	Head	3900	3700	39.79	37.70	5.54%	2.91	3.12	-6.78%	5/23/2024	D3900V2 SN: 1102	10/24/2024	20.0	6.300	63.000	69.300	-9.09%	2.230	22.300	24.100	-7.47%	18
				3800	39.64	37.59	5.46%	3.00	3.22	-6.82%													
SAR I	5/22/2024	Head	2300	3900	39.50	37.47	5.41%	3.10	3.32	-6.71%	5/23/2024	D2300V2 SN: 1058	10/13/2024	20.0	4.900	49.000	48.500	1.03%	2.360	23.600	23.600	0.00%	19
				2300	41.74	39.47	5.74%	1.69	1.66	1.46%													
SAR I	5/22/2024	Head	2600	2250	41.67	39.38	5.80%	1.73	1.71	1.19%	5/23/2024	D2600V2 SN: 1006	10/13/2024	20.0	5.430	54.300	56.100	-3.21%	2.460	24.600	25.400	-3.15%	
				2400	41.58	39.30	5.81%	1.77	1.75	0.99%													
SAR I	5/28/2024	Head	2600	2600	41.21	39.01	5.64%	1.93	1.96	-1.69%	5/28/2024	D2600V2 SN: 1006	10/13/2024	15.0	1.860	58.818	56.100	4.85%	0.836	26.437	25.400	4.08%	
				2495	41.42	39.14	5.82%	1.85	1.85	-0.14%													
SAR I	5/29/2024	Head	3500	2690	41.08	38.90	5.61%	2.00	2.06	-3.13%	5/29/2024	D3500V2 SN: 1060	2/7/2025	20.0	6.040	60.400	65.700	-8.07%	2.330	23.300	24.900	-6.43%	
				2600	39.84	39.01	2.13%	2.04	1.96	3.97%													
SAR I	5/30/2024	Head	2300	2495	40.04	39.14	2.29%	1.94	1.85	4.94%	5/30/2024	D2300V2 SN: 1058	10/13/2024	20.0	4.890	48.900	48.500	0.82%	2.350	23.500	23.600	-0.42%	
				2690	39.63	38.90	1.88%	2.12	2.06	2.94%													
SAR I	6/3/2024	Head	3500	3500	38.16	37.93	0.61%	2.75	2.91	-5.55%	6/3/2024	D3500V2 SN: 1060	2/7/2025	20.0	6.270	62.700	65.700	-4.57%	2.420	24.200	24.900	-2.81%	
				3400	38.33	38.04	0.75%	2.66	2.81	-5.31%													
SAR I	6/3/2024	Head	2600	3700	37.82	37.70	0.31%	2.94	3.12	-5.65%	6/3/2024	D2600V2 SN: 1006	10/13/2024	20.0	5.500	55.000	56.100	-1.96%	2.480	24.800	25.400	-2.36%	
				2600	38.21	37.93	0.74%	2.80	2.91	-3.83%													
SAR I	6/6/2024	Head	2600	3400	38.39	38.04	0.91%	2.71	2.81	-3.46%	6/6/2024	D2600V2 SN: 1006	10/13/2024	20.0	5.360	53.600	56.100	-4.46%	2.420	24.200	25.400	-4.72%	
				3700	37.86	37.70	0.42%	2.98	3.12	-4.44%													
SAR I	6/6/2024	Head	3500	2600	36.88	39.01	-5.46%	1.91	1.96	-2.56%	6/6/2024	D3500V2 SN: 1060	2/7/2025	20.0	6.030	60.300	65.700	-8.22%	2.350	23.500	24.900	-5.62%	
				2495	37.07	38.14	-5.30%	1.83	1.85	-1.17%													
SAR I	6/6/2024	Head	2600	2690	36.73	38.90	-5.57%	1.98	2.06	-3.86%	6/6/2024	D2600V2 SN: 1006	10/13/2024	20.0	6.030	60.300	65.700	-8.22%	2.350	23.500	24.900	-5.62%	
				2600	37.13	39.01	-4.82%	1.92	1.96	-2.10%													
SAR I	6/6/2024	Head	3500	2495	37.31	39.14	-4.68%	1.84	1.85	-0.74%	6/6/2024	D3500V2 SN: 1060	2/7/2025	20.0	6.170	61.700	65.700	-6.09%	2.380	23.800	24.900	-4.42%	
				2690	36.99	38.90	-4.90%	1.99	2.06	-3.23%													
SAR I	6/6/2024	Head	2600	3500	37.21	37.93	-1.90%	2.72	2.91	-6.61%	6/6/2024	D2600V2 SN: 1006	10/13/2024	20.0	5.760	57.600	56.100	2.67%	2.600	26.000	25.400	2.36%	
				3400	37.37	38.04	-1.77%	2.64	2.81	-6.10%													
SAR I	6/10/2024	Head	3500	3700	36.89	37.70	-2.15%	2.91	3.12	-6.68%	6/10/2024	D3500V2 SN: 1060	2/7/2025	20.0	6.170	61.700	65.700	-6.09%	2.380	23.800	24.900	-4.42%	
				2600	39.44	39.01	1.10%	2.02	1.96	2.95%													
SAR I	6/10/2024	Head	2600	2495	39.61	39.14	1.19%	1.93	1.85	4.24%	6/10/2024	D2600V2 SN: 1006	10/13/2024	20.0	5.760	57.600	56.100	2.67%	2.600	26.000	25.400	2.36%	
				2690	39.26	38.90	0.93%	2.10	2.06	1.82%													
SAR I	6/14/2024	Head	3500	3500	37.63	37.93	-0.79%	2.79	2.91	-4.04%	6/14/2024	D3500V2 SN: 1060	2/7/2025	20.0	6.170	61.700	65.700	-6.09%	2.380	23.800	24.900	-4.42%	
				3400	37.81	38.04	-0.61%	2.71	2.81	-3.68%													
SAR I	6/14/2024	Head	2600	3700	37.29	37.70	-1.09%	2.97	3.12	-4.66%	6/14/2024	D2600V2 SN: 1006	10/13/2024	20.0	5.450	54.500	56.100	-2.85%	2.470	24.700	25.400	-2.76%	
				2600	37.88	39.01	-2.90%	1.95	1.96	-0.62%													
SAR I	6/14/2024	Head	3500	2495	38.03	39.14	-2.84%	1.86	1.85	0.61%	6/14/2024	D3500V2 SN: 1060	2/7/2025	20.0	6.090	60.900	65.700	-7.31%	2.360	23.600	24.900	-5.22%	
				2690	37.73	38.90	-3.00%	2.03	2.06	-1.43%													
SAR I	6/18/2024	Head	2600	3500	36.27	37.93	-4.38%	2.73	2.91	-6.24%	6/18/2024	D2600V2 SN: 1006	10/13/2024	20.0	5.260	52.600	56.100	-6.24%	2.380	23.800	25.400	-6.30%	
				3400	36.44	38.04	-4.22%	2.64	2.81	-6.03%													
SAR I	6/18/2024	Head	3500	3700	35.93	37.70	-4.70%	2.91	3.12	-6.62%	6/18/2024	D3500V2 SN: 1060	2/7/2025	20.0	5.940	59.400	65.700	-9.59%	2.300	23.000	24.900	-7.63%	
				2600	41.56	39.01	6.53%	1.94	1.96	-0.93%													
SAR I	6/18/2024	Head	2600	2495	41.72	39.14	6.58%	1.85	1.85	0.13%	6/18/2024	D2600V2 SN: 1006	10/13/2024	20.0	5.130	51.300	56.100	-8.56%	2.320	23.200	25.400	-8.66%	20
				2690	41.39	38.90	6.41%	2.02	2.06	-1.82%													
SAR I	6/21/2024	Head	3500	3500	39.93	37.93	5.27%	2.72	2.91	-6.51%	6/21/2024	D3500V2 SN: 1060	2/7/2025	20.0	5.940	59.400	65.700	-9.59%	2.300	23.000	24.900	-7.63%	
				3400	40.09	38.04	5.38%	2.64	2.81	-6.20%													
SAR I	6/21/2024	Head	2600	3700	39.63	37.70	5.12%	2.90	3.12	-6.91%	6/21/2024	D2600V2 SN: 1006	10/13/2024	20.0	5.130	51.300	56.100	-8.56%	2.320	23.200	25.400	-8.66%	20
				2600	39.24	39.01	0.59%	1.91	1.96	-2.91%													
SAR I	6/22/2024	Head	3500	2495	39.34	39.14	0.50%	1.81	1.85	-1.93%	6/22/2024	D3500V2 SN: 1060	2/7/2025	14.0	1.490	59.318	65.700	-9.71%	0.577	22.971	24.900	-7.75%	21
				2690	39.07	38.90	0.44%	1.98	2.06	-3.66%													
SAR I	6/26/2024	Head	2600	3500	40.37	37.93	6.43%	2.72	2.91	-6.48%	6/26/2024	D2600V2 SN: 1006	10/13/2024	20.0	5.460	54.600	56.100	-2.67%	2.470	24.700	25.400	-2.76%	
				3400	40.54	38.04	6.56%	2.64	2.81	-6.13%													
SAR I	6/26/2024	Head	3500	3700	40.08	37.70	6.31%	2.91	3.12	-6.75%	6/26/2024	D3500V2 SN: 1060	2/7/2025	20.0	6.170	61.700	65.700	-6.09%	2.390	23.900	24.900	-4.02%	
				2600	39.14	39.01	0.33%	1.93	1.96	-1.69%													
SAR I	6/26/2024	Head	2600	2495	39.34	39.14	0.50%	1.84	1.85	-0.36%	6/26/2024	D2600V2 SN: 1006	10/13/2024	20.0	5.460	54.600	56.100	-2.67%	2.470	24.700	25.400	-2.76%	
				2690	39.02	38.90	0.32%	2.00	2.06	-2.94%													
SAR I	6/26/2024	Head	3500	3500	39.69	37.93	4.64%	2.73	2.91	-6.31%	6/26/2024	D3500V2 SN: 1060	2/7/2025	20.0	6.170	61.700	65.700	-6.09%	2.390	23.900	24.900	-4.02%	
				3400	39.84	38.04	4.72%	2.64	2.81	-5.99%													
SAR I	6/30/2024	Head	2600	3700	39.41	37.70	4.53%	2.91	3.12	-6.65%	6/29/2024	D2600V2 SN: 1006	10/13/2024	20.0	5.390	53.900	56.100	-3.92%	2.430	24.300	25.400	-4.33%	
				2600	41.22	39.01	5.66%	1.94	1.96	-1.13%													
SAR I	6/30/2024	Head	3500	2495	41.39	39.14	5.74%	1.85	1.85	0.13%	6/29/2024	D3500V2 SN: 1060	2/7/2025	20.0	6.050	60.500	65.700	-7.91%	2.340	23.400	24.900	-6.02%	
				2690	41.06	38.90	5.56%	2.01	2.06	-2.26%													
SAR I	6/30/2024	Head	2600	3500	39.72	37.93	4.72%	2.73	2.91	-6.34%	6/29/2024	D2600V2 SN: 1006	10/13/2024	20.0	5.39								

Liquid Check											System Check												
SAR Lab	Date	Tissue Type	Band (MHz)	Freq. (MHz)	Relative Permittivity (ε _r)			Conductivity (σ)			Date	Dipole Type & Serial Number	Dipole Cal. Due Date	Input Power (dBm)	Measured results for 1-g SAR				Measured results for 10-g SAR				Plot No.
					Measured	Target	Delta	Measured	Target	Delta					Meas. Zoom Scan	Normalize to 1 W	Target (Ref. Value)	Delta ±10%	Meas. Zoom Scan	Normalize to 1 W	Target (Ref. Value)	Delta ±10%	
SAR 1	5/17/2024	Head	2450	2450	40.66	39.20	3.72%	1.85	1.80	2.67%	5/17/2024	D2450V2 SN: 706	1/20/2025	20.0	5.250	52.500	52.300	0.38%	2.470	24.700	24.500	0.82%	
				2400	40.72	39.30	3.62%	1.81	1.75	3.50%													
				2500	40.58	39.14	3.69%	1.89	1.85	1.78%													
SAR 1	5/17/2024	Head	5250	5250	36.16	35.93	0.63%	4.55	4.70	-3.24%	5/17/2024	D5GHzV2 SN: 1168 (5.25 GHz)	11/15/2024	20.0	7.220	72.200	77.000	-6.23%	2.060	20.600	22.300	-7.62%	
				5350	35.76	35.82	-0.16%	4.57	4.80	-4.84%													
				5850	34.99	35.30	-0.88%	5.24	5.32	-1.45%													
SAR 1	5/17/2024	Head	5850	5900	35.03	35.20	-0.48%	5.21	5.38	-3.12%	5/17/2024	D5GHzV2 SN: 1168 (5.85 GHz)	11/15/2024	20.0	7.310	73.100	80.100	-8.74%	2.060	20.600	22.800	-9.65%	22
				5925	34.99	35.20	-0.60%	5.23	5.40	-3.17%													
				2450	38.76	39.20	-1.12%	1.72	1.80	-4.22%													
SAR 1	5/21/2024	Head	2450	2400	38.82	39.30	-1.21%	1.69	1.75	-3.58%	5/21/2024	D2450V2 SN: 706	1/20/2025	20.0	5.010	50.100	52.300	-4.21%	2.340	23.400	24.500	-4.49%	
				2500	38.67	39.14	-1.19%	1.76	1.85	-4.97%													
				5250	37.12	35.93	3.30%	4.61	4.70	-1.96%													
SAR 1	5/21/2024	Head	5250	5150	37.17	36.05	3.11%	4.45	4.60	-3.34%	5/21/2024	D5GHzV2 SN: 1168 (5.25 GHz)	11/15/2024	19.0	6.670	83.970	77.000	9.05%	1.930	24.297	22.300	8.96%	
				5350	36.63	35.82	2.26%	4.62	4.80	-3.88%													
				5850	35.79	35.30	1.39%	5.31	5.32	-0.13%													
SAR 1	5/21/2024	Head	5850	5700	36.10	35.42	1.92%	5.04	5.16	-2.41%	5/21/2024	D5GHzV2 SN: 1168 (5.85 GHz)	11/15/2024	19.0	6.390	80.445	80.100	0.43%	1.820	22.912	22.800	0.49%	
				5925	35.88	35.20	1.93%	5.32	5.40	-1.50%													
				2450	40.40	39.20	3.06%	1.75	1.80	-2.56%													
SAR 1	5/27/2024	Head	2450	2400	40.47	39.30	2.99%	1.71	1.75	-2.26%	5/27/2024	D2450V2 SN: 706	1/20/2025	20.0	5.290	52.900	52.300	1.15%	2.520	25.200	24.500	2.86%	
				2500	40.27	39.14	2.90%	1.79	1.85	-3.24%													
				5250	35.71	35.93	-0.62%	4.54	4.70	-3.53%													
SAR 1	5/27/2024	Head	5250	5150	35.75	36.05	-0.82%	4.37	4.60	-6.00%	5/27/2024	D5GHzV2 SN: 1168 (5.25 GHz)	11/15/2024	20.0	7.960	79.600	77.000	3.38%	2.300	23.000	22.300	3.14%	
				5350	35.31	35.82	-1.42%	4.56	4.80	-5.07%													
				5850	34.43	35.30	-2.46%	5.27	5.32	-1.03%													
SAR 1	5/27/2024	Head	5850	5700	34.70	35.42	-2.03%	4.98	5.16	-3.52%	5/27/2024	D5GHzV2 SN: 1138 (5.85 GHz)	2/3/2025	20.0	8.170	81.700	80.100	2.00%	2.330	23.300	22.700	2.64%	23
				5925	34.49	35.20	-2.02%	5.27	5.40	-2.33%													
				2450	41.67	39.20	6.30%	1.74	1.80	-3.50%													
SAR 1	5/30/2024	Head	2450	2400	41.75	39.30	6.24%	1.70	1.75	-3.01%	5/30/2024	D2450V2 SN: 706	1/20/2025	20.0	4.990	49.900	52.300	-4.59%	2.400	24.000	24.500	-2.04%	
				2500	41.56	39.14	6.19%	1.77	1.85	-4.53%													
				5250	37.46	35.93	4.25%	4.48	4.70	-4.70%													
SAR 1	5/30/2024	Head	5250	5150	37.44	36.05	3.86%	4.33	4.60	-5.78%	5/30/2024	D5GHzV2 SN: 1168 (5.25 GHz)	11/15/2024	20.0	7.830	78.300	77.000	1.69%	2.260	22.600	22.300	1.35%	
				5350	37.11	35.82	3.60%	4.53	4.80	-5.82%													
				5850	36.32	35.30	2.89%	5.23	5.32	-1.71%													
SAR 1	5/30/2024	Head	5850	5700	36.60	35.42	3.33%	4.95	5.16	-4.18%	5/30/2024	D5GHzV2 SN: 1168 (5.85 GHz)	11/15/2024	20.0	8.540	85.400	80.100	6.62%	2.430	24.300	22.800	6.58%	
				5925	36.21	35.20	2.87%	5.22	5.40	-3.30%													
				2450	40.33	39.20	2.88%	1.74	1.80	-3.33%													
SAR 1	6/2/2024	Head	2450	2400	40.38	39.30	2.76%	1.71	1.75	-2.38%	6/2/2024	D2450V2 SN: 706	1/20/2025	20.0	5.230	52.300	52.300	0.00%	2.490	24.900	24.500	1.63%	
				2500	40.23	39.14	2.79%	1.78	1.85	-3.99%													
				5250	35.87	35.93	-0.18%	4.47	4.70	-4.94%													
SAR 1	6/2/2024	Head	5250	5150	35.90	36.05	-0.41%	4.32	4.60	-6.08%	6/2/2024	D5GHzV2 SN: 1168 (5.25 GHz)	11/15/2024	20.0	7.880	78.800	77.000	2.34%	2.270	22.700	22.300	1.79%	
				5350	35.46	35.82	-1.00%	4.51	4.80	-6.13%													
				5850	34.60	35.30	-1.98%	5.20	5.32	-2.26%													
SAR 1	6/2/2024	Head	5850	5700	34.89	35.42	-1.50%	4.91	5.16	-4.89%	6/2/2024	D5GHzV2 SN: 1168 (5.85 GHz)	11/15/2024	20.0	8.000	80.000	80.100	-0.12%	2.280	22.800	22.800	0.00%	
				5925	34.63	35.20	-1.62%	5.19	5.40	-3.89%													
				2450	40.87	39.20	4.26%	1.76	1.80	-2.17%													
SAR 1	6/6/2024	Head	2450	2400	40.93	39.30	4.16%	1.73	1.75	-1.46%	6/6/2024	D2450V2 SN: 706	1/20/2025	20.0	4.900	49.000	52.300	-6.31%	2.330	23.300	24.500	-4.90%	24
				2500	40.79	39.14	4.22%	1.80	1.85	-2.97%													
				5250	36.11	35.93	0.49%	4.60	4.70	-2.26%													
SAR 1	6/6/2024	Head	5250	5150	36.16	36.05	0.31%	4.43	4.60	-3.63%	6/6/2024	D5GHzV2 SN: 1168 (5.25 GHz)	11/15/2024	20.0	7.690	76.900	77.000	-0.13%	2.230	22.300	22.300	0.00%	
				5350	35.69	35.82	-0.36%	4.60	4.80	-4.28%													
				5750	34.96	35.36	-1.14%	5.13	5.21	-1.57%													
SAR 1	6/6/2024	Head	5750	5700	35.05	35.42	-1.04%	5.03	5.16	-2.55%	6/6/2024	D5GHzV2 SN: 1168 (5.75 GHz)	11/15/2024	20.0	7.730	77.300	78.200	-1.15%	2.230	22.300	22.400	-0.45%	
				5850	34.78	35.30	-1.47%	5.33	5.32	0.09%													
				2450	40.82	39.20	4.13%	1.72	1.80	-4.56%													
SAR 1	6/10/2024	Head	2450	2400	40.87	39.30	4.00%	1.68	1.75	-3.92%	6/10/2024	D2450V2 SN: 706	1/20/2025	20.0	4.920	49.200	52.300	-5.93%	2.340	23.400	24.500	-4.49%	
				2500	40.75	39.14	4.12%	1.76	1.85	-5.13%													
				5250	36.42	35.93	1.35%	4.51	4.70	-4.15%													
SAR 1	6/10/2024	Head	5250	5150	36.47	36.05	1.17%	4.36	4.60	-5.26%	6/10/2024	D5GHzV2 SN: 1168 (5.25 GHz)	11/15/2024	20.0	7.840	78.400	77.000	1.82%	2.260	22.600	22.300	1.35%	
				5350	36.00	35.82	0.51%	4.52	4.80	-5.90%													
				5750	35.33	35.36	-0.09%	5.04	5.21	-3.31%													
SAR 1	6/10/2024	Head	5750	5700	35.46	35.42	0.11%	4.96	5.16	-3.96%	6/10/2024	D5GHzV2 SN: 1168 (5.75 GHz)	11/15/2024	20.0	7.520	75.200	78.200	-3.84%	2.160	21.600	22.400	-3.57%	
				5850	35.20	35.30	-0.28%	5.27	5.32	-1.03%													
				2450	41.00	39.20	4.59%	1.70	1.80	-5.83%													
SAR 1	6/14/2024	Head	2450	2400	41.07	39.30	4.51%	1.66	1.75	-5.29%	6/14/2024	D2450V2 SN: 706	1/20/2025	20.0	5.120	51.200	52.300	-2.10%	2.430	24.300	24.500	-0.82%	
				2500	40.92	39.14	4.56%	1.73	1.85	-6.58%													
				5250	36.54	35.93	1.69%	4.48	4.70	-4.72%													
SAR 1	6/14/2024	Head	5250	5150	36.57	36.05	1.45%	4.33	4.60	-5.95%	6/14/2024	D5GHzV2 SN: 1168 (5.25 GHz)	11/15/2024	20.0	7.820	78.200	77.000	1.56%	2.280	22.800	22.300	2.24%	
				5350	36.15	35.82	0.92%	4.52	4.80	-5.96%													
				5750	35.49	35.36	0.36%	5.04	5.21	-3.27%													
SAR 1	6/14/2024	Head	5750	5700	35.54	35.42	0.34%	4.94	5.16	-4.31%	6/14/2024	D5GHzV2 SN: 1168 (5.75 GHz)	11/15/2024	20.0	8.060	80.600	78.200	3.07%	2.330	23.300	22.400	4.02%	
				5850	35.26	35.30	-0.11%	5.22	5.32	-1.80%													
				2450	40.63	39.20	3.65%	1.72	1.80	-4.44%													
SAR 1	6/18/2024	Head	2450	2400	40.70	39.30	3.57%	1.68	1.75	-4.09%	6/18/202												

Liquid Check										System Check													
SAR Lab	Date	Tissue Type	Band (MHz)	Freq. (MHz)	Relative Permittivity (εr)			Conductivity (σ)			Date	Dipole Type & Serial Number	Dipole Cal. Due Date	Input Power (dBm)	Measured results for 1-g SAR				Measured results for 10-g SAR				Plot No.
					Measured	Target	Delta	Measured	Target	Delta					Meas. Zoom Scan	Normalize to 1 W	Target (Ref. Value)	Delta ±10%	Meas. Zoom Scan	Normalize to 1 W	Target (Ref. Value)	Delta ±10%	
SAR 1	6/18/2024	Head	5750	5750	34.91	35.36	-1.28%	5.07	5.21	-2.76%	6/18/2024	D5GHzV2 SN: 1168 (5.75 GHz)	11/15/2024	20.0	7.380	73.800	78.200	-5.63%	2.150	21.500	22.400	-4.02%	
				5700	35.02	35.42	-1.13%	4.97	5.16	-3.73%													
				5850	34.77	35.30	-1.50%	5.26	5.32	-1.13%													
SAR 1	6/21/2024	Head	2450	2450	40.08	39.30	1.99%	1.77	1.75	1.10%	6/21/2024	D2450V2 SN: 706	1/20/2025	20.0	5.190	51.900	52.300	-0.76%	2.470	24.700	24.500	0.82%	
				2500	39.91	39.14	1.98%	1.85	1.85	-0.06%													
				2450	40.03	39.20	2.12%	1.81	1.80	0.78%													
SAR 1	6/21/2024	Head	5250	5250	34.68	35.93	-3.49%	4.52	4.70	-3.81%	6/21/2024	D5GHzV2 SN: 1168 (5.25 GHz)	11/15/2024	20.0	7.300	73.000	77.000	-5.19%	2.130	21.300	22.300	-4.48%	
				5150	34.67	36.05	-3.82%	4.38	4.60	-4.89%													
				5350	34.24	35.82	-4.41%	4.54	4.80	-5.57%													
SAR 1	6/21/2024	Head	5750	5750	33.58	35.36	-5.04%	5.02	5.21	-3.81%	6/21/2024	D5GHzV2 SN: 1168 (5.75 GHz)	11/15/2024	20.0	7.320	73.200	78.200	-6.39%	2.110	21.100	22.400	-5.80%	
				5700	33.59	35.42	-5.17%	4.94	5.16	-4.31%													
				5850	33.34	35.30	-5.55%	5.22	5.32	-1.86%													
SAR 1	6/25/2024	Head	2450	2450	40.20	39.20	2.55%	1.75	1.80	-2.67%	6/25/2024	D2450V2 SN: 706	1/20/2025	20.0	5.240	52.400	52.300	0.19%	2.480	24.800	24.500	1.22%	
				2400	40.26	39.30	2.45%	1.71	1.75	-2.15%													
				2500	40.09	39.14	2.44%	1.79	1.85	-3.45%													
SAR 1	6/25/2024	Head	5250	5250	35.57	35.93	-1.01%	4.47	4.70	-5.02%	6/25/2024	HzV2 SN: 1168 (5.25 GHz)	11/15/2024	20.0	7.280	72.800	77.000	-5.45%	2.100	21.000	22.300	-5.83%	
				5150	35.56	36.05	-1.35%	4.30	4.60	-6.43%													
				5350	35.14	35.82	-1.90%	4.48	4.80	-6.69%													
SAR 1	6/25/2024	Head	5750	5750	34.55	35.36	-2.30%	4.99	5.21	-4.29%	6/25/2024	HzV2 SN: 1168 (5.75 GHz)	11/15/2024	20.0	8.060	80.600	78.200	3.07%	2.310	23.100	22.400	3.13%	
				5700	34.52	35.42	-2.54%	4.90	5.16	-5.01%													
				5850	34.33	35.30	-2.75%	5.19	5.32	-2.46%													
SAR 1	6/28/2024	Head	2450	2450	41.44	39.20	5.71%	1.74	1.80	-3.33%	6/28/2024	D2450V2 SN: 706	1/20/2025	20.0	5.150	51.500	52.300	-1.53%	2.450	24.500	24.500	0.00%	
				2400	41.49	39.30	5.58%	1.71	1.75	-2.38%													
				2500	41.37	39.14	5.71%	1.78	1.85	-3.99%													
SAR 1	6/28/2024	Head	5250	5250	37.06	35.93	3.14%	4.59	4.70	-2.38%	6/28/2024	HzV2 SN: 1168 (5.25 GHz)	11/15/2024	20.0	7.040	70.400	77.000	-8.57%	2.030	20.300	22.300	-8.97%	
				5150	37.09	36.05	2.89%	4.42	4.60	-3.91%													
				5350	36.74	35.82	2.57%	4.63	4.80	-3.63%													
SAR 1	6/28/2024	Head	5750	5750	36.11	35.36	2.11%	5.18	5.21	-0.65%	6/28/2024	HzV2 SN: 1168 (5.75 GHz)	11/15/2024	20.0	7.230	72.300	78.200	-7.54%	2.070	20.700	22.400	-7.59%	26
				5700	36.14	35.42	2.03%	5.08	5.16	-1.60%													
				5850	35.92	35.30	1.76%	5.38	5.32	1.13%													

Liquid Check										System Check													
SAR Lab	Date	Tissue Type	Band (MHz)	Freq. (MHz)	Relative Permittivity (εr)			Conductivity (σ)			Date	Dipole Type & Serial Number	Dipole Cal. Due Date	Input Power (dBm)	Measured results for 1-g SAR				Measured results for 10-g SAR				Plot No.
					Measured	Target	Delta	Measured	Target	Delta					Meas. Zoom Scan	Normalize to 1 W	Target (Ref. Value)	Delta ±10%	Meas. Zoom Scan	Normalize to 1 W	Target (Ref. Value)	Delta ±10%	
SAR 2	6/20/2024	Head	5250	5250	35.80	35.93	-0.37%	4.49	4.70	-4.43%	6/20/2024	D5GHzV2 SN: 1138 (5.25 GHz)	2/3/2025	20.0	7.700	77.000	79.500	-3.14%	2.210	22.100	22.600	-2.21%	
				5150	35.85	36.05	-0.55%	4.33	4.60	-5.87%													
				5350	35.43	35.82	-1.09%	4.53	4.80	-5.75%													
SAR 2	6/24/2024	Head	5250	5250	34.83	35.93	-3.07%	4.46	4.70	-5.15%	6/24/2024	D5GHzV2 SN: 1138 (5.25 GHz)	2/3/2025	20.0	7.540	75.400	79.500	-5.16%	2.160	21.600	22.600	-4.42%	27
				5150	34.83	36.05	-3.38%	4.30	4.60	-6.50%													
				5350	34.45	35.82	-3.82%	4.48	4.80	-6.82%													
SAR 2	6/28/2024	Head	5250	5250	35.14	35.93	-2.21%	4.54	4.70	-3.53%	6/28/2024	D5GHzV2 SN: 1138 (5.25 GHz)	2/3/2025	20.0	7.870	78.700	79.500	-1.01%	2.270	22.700	22.600	0.44%	
				5150	35.12	36.05	-2.57%	4.37	4.60	-5.02%													
				5350	34.75	35.82	-2.98%	4.57	4.80	-4.92%													

Liquid Check										System Check													
SAR Lab	Date	Tissue Type	Band (MHz)	Freq. (MHz)	Relative Permittivity (er)			Conductivity (σ)			Date	Dipole Type & Serial Number	Dipole Cal. Due Date	Input Power (dBm)	Measured results for 1-g SAR				Measured results for 10-g SAR				Plot No.
					Measured	Target	Delta	Measured	Target	Delta					Meas. Zoom Scan	Normalize to 1 W	Target (Ref. Value)	Delta ±10%	Meas. Zoom Scan	Normalize to 1 W	Target (Ref. Value)	Delta ±10%	
SAR 4	5/18/2024	Head	2450	2450	39.83	39.20	1.61%	1.73	1.80	-3.83%	5/18/2024	D2450V2 SN: 706	1/20/2025	20.0	4.910	49.100	52.300	-6.12%	2.330	23.300	24.500	-4.90%	
				2400	39.92	39.30	1.59%	1.69	1.75	-3.29%													
				2500	39.71	39.14	1.46%	1.77	1.85	-4.64%													
SAR 4	5/18/2024	Head	5850	5700	34.20	35.42	-3.44%	5.08	5.16	-1.54%	5/18/2024	D5GHzV2 SN: 1168 (5.85 GHz)	11/15/2024	17.0	3.810	76.019	80.100	-5.09%	1.070	21.349	22.800	-6.36%	
				5900	34.20	35.20	-2.84%	5.05	5.38	-6.19%													
				5925	34.10	35.20	-3.13%	5.04	5.40	-6.76%													
SAR 4	5/21/2024	Head	2450	2450	40.79	39.20	4.06%	1.77	1.80	-1.94%	5/22/2024	D2450V2 SN: 748	2/8/2025	20.0	4.700	47.000	51.700	-9.09%	2.210	22.100	24.200	-8.68%	28
				2400	40.86	39.30	3.98%	1.73	1.75	-1.06%													
				2500	40.70	39.14	3.99%	1.81	1.85	-2.54%													
SAR 4	5/21/2024	Head	5850	5700	35.43	35.42	0.02%	4.96	5.16	-3.96%	5/22/2024	D5GHzV2 SN: 1168 (5.85 GHz)	11/15/2024	20.0	7.470	74.700	80.100	-6.74%	2.120	21.200	22.800	-7.02%	
				5900	34.98	35.20	-0.63%	5.21	5.38	-3.23%													
				5925	35.04	35.20	-0.45%	5.23	5.40	-3.17%													
SAR 4	5/27/2024	Head	5850	5700	33.94	35.42	-4.18%	4.87	5.16	-5.69%	5/27/2024	D5GHzV2 SN: 1138 (5.85 GHz)	2/3/2025	20.0	7.660	76.600	80.100	-4.37%	2.200	22.000	22.700	-3.08%	29
				5900	33.72	35.20	-4.20%	5.12	5.38	-4.76%													
				5925	33.69	35.20	-4.29%	5.16	5.40	-4.54%													
SAR 4	5/27/2024	Head	2450	2450	39.59	39.20	0.99%	1.73	1.80	-3.67%	5/27/2024	D2450V2 SN: 706	1/20/2025	20.0	4.920	49.200	52.300	-5.93%	2.350	23.500	24.500	-4.08%	
				2400	39.66	39.30	0.92%	1.70	1.75	-3.18%													
				2500	39.46	39.14	0.83%	1.78	1.85	-4.26%													
SAR 4	5/30/2024	Head	2450	2450	39.67	39.20	1.20%	1.74	1.80	-3.33%	5/30/2024	D2450V2 SN: 706	1/20/2025	20.0	4.920	49.200	52.300	-5.93%	2.350	23.500	24.500	-4.08%	
				2400	39.75	39.30	1.15%	1.70	1.75	-2.95%													
				2500	39.57	39.14	1.11%	1.78	1.85	-3.99%													
SAR 4	5/30/2024	Head	5850	5850	35.45	35.30	0.42%	5.11	5.32	-3.95%	5/30/2024	D5GHzV2 SN: 1168 (5.85 GHz)	11/15/2024	20.0	7.330	73.300	80.100	-8.49%	2.080	20.800	22.800	-8.77%	30
				5700	35.66	35.42	0.68%	4.84	5.16	-6.27%													
				5925	35.42	35.20	0.62%	5.11	5.40	-5.39%													
SAR 4	6/2/2024	Head	2450	2450	39.23	39.20	0.08%	1.70	1.80	-5.67%	6/2/2024	D2450V2 SN: 706	1/20/2025	20.0	4.810	48.100	52.300	-8.03%	2.300	23.000	24.500	-6.12%	
				2400	39.30	39.30	0.01%	1.66	1.75	-5.06%													
				2500	39.14	39.14	0.01%	1.74	1.85	-6.31%													
SAR 4	6/6/2024	Head	2450	2450	41.19	39.20	5.08%	1.71	1.80	-4.83%	6/6/2024	D2450V2 SN: 706	1/20/2025	17.0	2.370	47.288	52.300	-9.58%	1.120	22.347	24.500	-8.79%	31
				2400	41.24	39.30	4.95%	1.68	1.75	-4.20%													
				2500	41.12	39.14	5.07%	1.75	1.85	-5.50%													
SAR 4	6/7/2024	Head	5750	5750	35.93	35.36	1.60%	5.04	5.21	-3.33%	6/7/2024	D5GHzV2 SN: 1003 (5.75 GHz)	2/22/2025	17.0	3.580	71.430	79.300	-9.92%	1.030	20.551	22.400	-8.25%	32
				5700	36.03	35.42	1.72%	4.94	5.16	-4.31%													
				5850	35.76	35.30	1.30%	5.23	5.32	-1.69%													
SAR 4	6/11/2024	Head	2450	2450	40.16	39.20	2.45%	1.79	1.80	-0.72%	6/11/2024	D2450V2 SN: 706	1/20/2025	20.0	5.070	50.700	52.300	-3.06%	2.410	24.100	24.500	-1.63%	
				2400	40.23	39.30	2.37%	1.69	1.75	-3.69%													
				2500	40.03	39.14	2.28%	1.83	1.85	-1.35%													
SAR 4	6/11/2024	Head	5750	5750	34.54	35.36	-2.33%	5.00	5.21	-4.08%	6/11/2024	D5GHzV2 SN: 1003 (5.75 GHz)	2/22/2025	20.0	7.460	74.600	79.300	-5.93%	2.150	21.500	22.400	-4.02%	
				5700	34.60	35.42	-2.31%	4.92	5.16	-4.78%													
				5850	34.34	35.30	-2.72%	5.21	5.32	-2.11%													
SAR 4	6/14/2024	Head	2450	2450	39.77	39.20	1.45%	1.69	1.80	-6.06%	6/14/2024	D2450V2 SN: 706	1/20/2025	20.0	5.000	50.000	52.300	-4.40%	2.370	23.700	24.500	-3.27%	
				2400	39.82	39.30	1.33%	1.66	1.75	-5.52%													
				2500	39.67	39.14	1.36%	1.73	1.85	-6.91%													
SAR 4	6/14/2024	Head	5750	5750	34.20	35.36	-3.29%	4.95	5.21	-5.08%	6/14/2024	D5GHzV2 SN: 1003 (5.75 GHz)	2/22/2025	20.0	7.350	73.500	79.300	-7.31%	2.100	21.000	22.400	-6.25%	
				5700	34.31	35.42	-3.13%	4.86	5.16	-5.86%													
				5850	34.01	35.30	-3.65%	5.14	5.32	-3.38%													
SAR 4	6/18/2024	Head	2450	2450	41.88	39.20	6.84%	1.75	1.80	-2.78%	6/18/2024	D2450V2 SN: 706	1/20/2025	20.0	5.230	52.300	52.300	0.00%	2.490	24.900	24.500	1.63%	
				2400	41.95	39.30	6.75%	1.70	1.75	-2.95%													
				2500	41.79	39.14	6.78%	1.79	1.85	-3.45%													
SAR 4	6/18/2024	Head	5750	5750	36.10	35.42	1.92%	5.13	5.16	-0.63%	6/18/2024	D5GHzV2 SN: 1003 (5.75 GHz)	2/22/2025	11.0	1.060	84.199	79.300	6.18%	0.298	23.671	22.400	5.67%	
				5850	35.84	35.30	1.53%	5.42	5.32	1.88%													
				2450	39.70	39.20	1.28%	1.82	1.80	1.00%													
SAR 4	6/22/2024	Head	2450	2400	39.77	39.30	1.20%	1.78	1.75	1.45%	6/21/2024	D2450V2 SN: 706	1/20/2025	20.0	5.150	51.500	52.300	-1.53%	2.440	24.400	24.500	-0.41%	
				2500	39.59	39.14	1.16%	1.86	1.85	0.32%													
				5750	33.13	35.36	-6.31%	5.01	5.21	-3.91%													
SAR 4	6/22/2024	Head	5750	5700	33.24	35.42	-6.15%	4.93	5.16	-4.54%	6/21/2024	D5GHzV2 SN: 1003 (5.75 GHz)	2/22/2025	20.0	7.520	75.200	79.300	-5.17%	2.180	21.800	22.400	-2.68%	
				5850	32.90	35.30	-6.80%	5.21	5.32	-2.03%													
				2450	40.23	39.20	2.63%	1.75	1.80	-2.67%													
SAR 4	6/25/2024	Head	2450	2400	40.30	39.30	2.55%	1.71	1.75	-2.21%	6/25/2024	D2450V2 SN: 706	1/20/2025	20.0	5.030	50.300	52.300	-3.82%	2.390	23.900	24.500	-2.45%	
				2500	40.12	39.14	2.51%	1.79	1.85	-3.29%													
				5750	34.15	35.36	-3.43%	5.06	5.21	-2.89%													
SAR 4	6/25/2024	Head	5750	5700	34.26	35.42	-3.27%	4.98	5.16	-3.61%	6/25/2024	D5GHzV2 SN: 1003 (5.75 GHz)	2/22/2025	20.0	7.750	77.500	79.300	-2.27%	2.230	22.300	22.400	-0.45%	
				5850	33.96	35.30	-3.80%	5.24	5.32	-1.52%													
				2450	39.57	39.20	0.94%	1.71	1.80	-5.00%													
SAR 4	6/28/2024	Head	2450	2400	39.61	39.30	0.80%	1.68	1.75	-4.09%	6/28/2024	D2450V2 SN: 706	1/20/2025	20.0	4.810	48.100	52.300	-8.03%	2.290	22.900	24.500	-6.53%	
				2500	39.50	39.14	0.93%	1.75	1.85	-5.61%													
				5750	34.14	35.36	-3.46%	4.95	5.21	-5.06%													
SAR 4	6/28/2024	Head	5750	5700	34.28	35.42	-3.22%	4.86	5.16	-5.86%	6/28/2024	D5GHzV2 SN: 1003 (5.75 GHz)	2/22/2025	20.0	7.290	72.900	79.300	-8.07%	2.080	20.800	22.400	-7.14%	
				5850	33.97	35.30	-3.77%	5.15	5.32	-3.20%													

Liquid Check										System Check													
SAR Lab	Date	Tissue Type	Band (MHz)	Freq. (MHz)	Relative Permittivity (εr)			Conductivity (σ)			Date	Dipole Type & Serial Number	Dipole Cal. Due Date	Input Power (dBm)	Measured results for 1-g SAR				Measured results for 10-g SAR				Plot No.
					Measured	Target	Delta	Measured	Target	Delta					Meas. Zoom Scan	Normalize to 1 W	Target (Ref. Value)	Delta ±10%	Meas. Zoom Scan	Normalize to 1 W	Target (Ref. Value)	Delta ±10%	
SAR 5	5/17/2024	Head	5250	5250	37.44	35.93	4.19%	4.62	4.70	-1.77%	5/17/2024	D5GHzV2 SN: 1003 (5.25 GHz)	2/22/2025	20.0	8.540	85.400	80.300	6.35%	2.430	24.300	22.900	6.11%	
				5150	37.42	36.05	3.81%	4.46	4.60	-3.13%													
				5350	37.05	35.82	3.44%	4.65	4.80	-3.13%													
SAR 5	5/17/2024	Head	2450	2450	38.09	39.20	-2.83%	1.81	1.80	0.72%	5/17/2024	D2450V2 SN: 706	1/20/2025	20.0	5.370	53.700	52.300	2.68%	2.490	24.900	24.500	1.63%	
				2400	38.16	39.30	-2.89%	1.78	1.75	1.56%													
				2500	38.02	39.14	-2.85%	1.85	1.85	-0.16%													
SAR 5	6/5/2024	Head	2450	2450	40.45	39.20	3.19%	1.73	1.80	-3.83%	6/5/2024	D2450V2 SN: 706	1/20/2025	20.0	5.380	53.800	52.300	2.87%	2.530	25.300	24.500	3.27%	
				2400	40.49	39.30	3.04%	1.70	1.75	-3.18%													
				2500	40.37	39.14	3.15%	1.77	1.85	-4.43%													
SAR 5	6/5/2024	Head	5250	5250	35.84	35.93	-0.26%	4.53	4.70	-3.66%	6/5/2024	D5GHzV2 SN: 1003 (5.25 GHz)	2/22/2025	20.0	7.750	77.500	80.300	-3.49%	2.240	22.400	22.900	-2.18%	
				5150	35.87	36.05	-0.49%	4.37	4.60	-5.00%													
				5350	35.45	35.82	-1.03%	4.56	4.80	-5.09%													
SAR 5	6/8/2024	Head	2450	2450	39.99	39.20	2.02%	1.75	1.80	-2.89%	6/8/2024	D2450V2 SN: 706	1/20/2025	20.0	5.430	54.300	52.300	3.82%	2.560	25.600	24.500	4.49%	
				2400	40.05	39.30	1.92%	1.71	1.75	-2.26%													
				2500	39.90	39.14	1.95%	1.79	1.85	-3.45%													
SAR 5	6/8/2024	Head	5250	5250	35.40	35.93	-1.48%	4.48	4.70	-4.77%	6/8/2024	D5GHzV2 SN: 1003 (5.25 GHz)	2/22/2025	20.0	7.380	73.800	80.300	-8.09%	2.110	21.100	22.900	-7.86%	
				5150	35.43	36.05	-1.71%	4.32	4.60	-6.00%													
				5350	35.00	35.82	-2.29%	4.50	4.80	-6.27%													
SAR 5	6/12/2024	Head	2450	2450	40.25	39.20	2.68%	1.77	1.80	-1.67%	6/12/2024	D2450V2 SN: 706	1/20/2025	20.0	4.740	47.400	52.300	-9.37%	2.250	22.500	24.500	-8.16%	33
				2400	40.31	39.30	2.58%	1.73	1.75	-1.24%													
				2500	40.15	39.14	2.59%	1.81	1.85	-2.38%													
SAR 5	6/12/2024	Head	5250	5250	35.75	35.93	-0.51%	4.51	4.70	-4.11%	6/12/2024	D5GHzV2 SN: 1003 (5.25 GHz)	2/22/2025	20.0	7.330	73.300	80.300	-8.72%	2.100	21.000	22.900	-8.30%	34
				5150	35.75	36.05	-0.82%	4.36	4.60	-5.30%													
				5350	35.35	35.82	-1.31%	4.55	4.80	-5.36%													
SAR 5	6/16/2024	Head	2450	2450	38.70	39.20	-1.28%	1.78	1.80	-1.33%	6/16/2024	D2450V2 SN: 706	1/20/2025	20.0	5.650	56.500	52.300	8.03%	2.680	26.800	24.500	9.39%	
				2400	38.78	39.30	-1.31%	1.74	1.75	-0.78%													
				2500	38.60	39.14	-1.37%	1.81	1.85	-2.16%													
SAR 5	6/16/2024	Head	5250	5250	33.88	35.93	-5.71%	4.49	4.70	-4.58%	6/16/2024	D5GHzV2 SN: 1003 (5.25 GHz)	2/22/2025	20.0	7.730	77.300	80.300	-3.74%	2.250	22.500	22.900	-1.75%	
				5150	33.86	36.05	-6.07%	4.33	4.60	-5.89%													
				5350	33.44	35.82	-6.64%	4.51	4.80	-6.21%													
SAR 5	6/20/2024	Head	2450	2450	40.39	39.20	3.04%	1.85	1.80	2.72%	6/20/2024	D2450V2 SN: 706	1/20/2025	20.0	5.600	56.000	52.300	7.07%	2.650	26.500	24.500	8.16%	
				2400	40.46	39.30	2.96%	1.81	1.75	3.33%													
				2500	40.28	39.14	2.92%	1.89	1.85	1.94%													
SAR 5	6/20/2024	Head	5250	5250	35.45	35.93	-1.34%	4.57	4.70	-2.83%	6/20/2024	D5GHzV2 SN: 1003 (5.25 GHz)	2/22/2025	20.0	7.660	76.600	80.300	-4.61%	2.220	22.200	22.900	-3.06%	
				5150	35.47	36.05	-1.60%	4.40	4.60	-4.26%													
				5350	35.07	35.82	-2.09%	4.59	4.80	-4.42%													
SAR 5	6/24/2024	Head	2450	2450	40.15	39.20	2.42%	1.78	1.80	-1.11%	6/24/2024	D2450V2 SN: 706	1/20/2025	20.0	5.030	50.300	52.300	-3.82%	2.380	23.800	24.500	-2.86%	
				2400	40.19	39.30	2.27%	1.74	1.75	-0.66%													
				2500	40.06	39.14	2.36%	1.83	1.85	-1.30%													
SAR 5	6/24/2024	Head	5250	5250	35.08	35.93	-2.37%	4.62	4.70	-1.75%	6/24/2024	D5GHzV2 SN: 1003 (5.25 GHz)	2/22/2025	20.0	8.230	82.300	80.300	2.49%	2.380	23.800	22.900	3.93%	
				5150	35.11	36.05	-2.60%	4.47	4.60	-2.82%													
				5350	34.71	35.82	-3.10%	4.65	4.80	-3.21%													
SAR 5	6/28/2024	Head	2450	2450	41.10	39.20	4.85%	1.78	1.80	-1.11%	6/28/2024	D2450V2 SN: 706	1/20/2025	20.0	5.320	53.200	52.300	1.72%	2.520	25.200	24.500	2.88%	
				2400	41.14	39.30	4.69%	1.74	1.75	-0.66%													
				2500	41.03	39.14	4.84%	1.81	1.85	-2.38%													
SAR 5	6/28/2024	Head	5250	5250	36.60	35.93	1.86%	4.61	4.70	-1.96%	6/28/2024	D5GHzV2 SN: 1003 (5.25 GHz)	2/22/2025	20.0	7.470	74.700	80.300	-6.97%	2.160	21.600	22.900	-5.68%	
				5150	36.64	36.05	1.64%	4.46	4.60	-3.04%													
				5350	36.20	35.82	1.06%	4.64	4.80	-3.42%													

Liquid Check										System Check													
SAR Lab	Date	Tissue Type	Band (MHz)	Freq. (MHz)	Relative Permittivity (εr)			Conductivity (σ)			Date	Dipole Type & Serial Number	Dipole Cal. Due Date	Input Power (dBm)	Measured results for 1-g SAR				Measured results for 10-g SAR				Plot No.
					Measured	Target	Delta	Measured	Target	Delta					Meas. Zoom Scan	Normalize to 1 W	Target (Ref. Value)	Delta ±10%	Meas. Zoom Scan	Normalize to 1 W	Target (Ref. Value)	Delta ±10%	
SAR 6	6/20/2024	Head	2450	2450	40.45	39.20	3.19%	1.86	1.80	3.33%	6/20/2024	D2450V2 SN: 706	1/20/2025	20.0	5.060	50.600	52.300	-3.25%	2.370	23.700	24.500	-3.27%	
				2400	40.52	39.30	3.11%	1.82	1.75	3.90%													
				2500	40.34	39.14	3.07%	1.90	1.85	2.48%													
SAR 6	6/24/2024	Head	2450	2450	41.11	39.20	4.87%	1.77	1.80	-1.72%	6/24/2024	D2450V2 SN: 706	1/20/2025	20.0	4.950	49.500	52.300	-5.35%	2.310	23.100	24.500	-5.71%	
				2400	41.14	39.30	4.69%	1.73	1.75	-1.18%													
				2500	41.02	39.14	4.81%	1.81	1.85	-2.38%													
SAR 6	6/28/2024	Head	2450	2450	39.97	39.20	1.79%	1.78	1.80	-1.22%	6/28/2024	D2450V2 SN: 706	1/20/2025	20.0	4.820	48.200	52.300	-7.84%	2.260	22.600	24.500	-7.76%	35
				2400	39.97	39.30	1.71%	1.74	1.75	-0.55%													
				2500	39.82	39.14	1.75%	1.82	1.85	-1.89%													

Liquid Check											System Check												
SAR Lab	Date	Tissue Type	Band (MHz)	Freq. (MHz)	Relative Permittivity (er)			Conductivity (σ)			Date	Dipole Type & Serial Number	Dipole Cal. Due Date	Input Power (dBm)	Measured results for 1-g SAR				Measured results for 10-g SAR				Plot No.
					Measured	Target	Delta	Measured	Target	Delta					Meas. Zoom Scan	Normalize to 1 W	Target (Ref. Value)	Delta ±10%	Meas. Zoom Scan	Normalize to 1 W	Target (Ref. Value)	Delta ±10%	
SAR 7	5/17/2024	Head	5600	5600	34.06	35.53	-4.15%	4.77	5.06	-5.74%	5/17/2024	D5GHzV2 SN: 1168 (5.60 GHz)	11/15/2024	20.0	8.520	85.200	81.900	4.03%	2.520	25.200	23.400	7.69%	
				5500	34.17	35.65	-4.15%	4.65	4.96	-6.21%													
				5725	33.79	35.39	-4.52%	4.89	5.19	-5.84%													
SAR 7	5/17/2024	Head	5850	5850	33.56	35.30	-4.93%	5.12	5.32	-3.82%	5/17/2024	D5GHzV2 SN: 1168 (5.85 GHz)	11/15/2024	20.0	7.980	79.800	80.100	-0.37%	2.350	23.500	22.800	3.07%	
				5900	33.62	35.20	-4.49%	5.08	5.38	-5.54%													
				5925	33.55	35.20	-4.69%	5.10	5.40	-5.54%													
SAR 7	5/21/2024	Head	5600	5600	36.62	35.53	3.06%	4.88	5.06	-3.50%	5/22/2024	D5GHzV2 SN: 1168 (5.60 GHz)	11/15/2024	20.0	8.550	85.500	81.900	4.40%	2.480	24.800	23.400	5.98%	
				5500	36.79	35.65	3.20%	4.74	4.96	-4.36%													
				5725	36.38	35.39	2.79%	5.00	5.19	-3.72%													
SAR 7	5/21/2024	Head	5850	5850	36.07	35.30	2.18%	5.24	5.32	-1.43%	5/22/2024	D5GHzV2 SN: 1168 (5.85 GHz)	11/15/2024	20.0	8.290	82.900	80.100	3.50%	2.380	23.800	22.800	4.39%	
				5700	36.43	35.42	2.85%	4.96	5.16	-3.90%													
				5925	36.17	35.20	2.76%	5.25	5.40	-2.83%													
SAR 7	5/27/2024	Head	5600	5600	35.51	35.53	-0.07%	4.81	5.06	-4.91%	5/27/2024	D5GHzV2 SN: 1168 (5.60 GHz)	11/15/2024	20.0	7.640	76.400	81.900	-6.72%	2.230	22.300	23.400	-4.70%	
				5500	35.67	35.65	0.06%	4.68	4.96	-5.63%													
				5725	35.27	35.39	-0.34%	4.91	5.19	-5.38%													
SAR 7	5/27/2024	Head	5850	5850	34.97	35.30	-0.93%	5.16	5.32	-2.99%	5/27/2024	D5GHzV2 SN: 1168 (5.85 GHz)	11/15/2024	20.0	8.570	85.700	80.100	6.99%	2.490	24.900	22.800	9.21%	
				5700	35.30	35.42	-0.34%	4.89	5.16	-5.38%													
				5925	35.08	35.20	-0.34%	5.17	5.40	-4.35%													
SAR 7	5/30/2024	Head	5600	5600	37.85	35.53	6.52%	4.91	5.06	-2.97%	5/30/2024	D5GHzV2 SN: 1168 (5.60 GHz)	11/15/2024	20.0	8.340	83.400	81.900	1.83%	2.500	25.000	23.400	6.84%	
				5500	37.97	35.65	6.51%	4.76	4.96	-3.99%													
				5725	37.59	35.39	6.21%	5.02	5.19	-3.24%													
SAR 7	5/30/2024	Head	5850	5850	37.36	35.30	5.84%	5.27	5.32	-1.03%	5/30/2024	D5GHzV2 SN: 1168 (5.85 GHz)	11/15/2024	20.0	7.930	79.300	80.100	-1.00%	2.390	23.900	22.800	4.82%	
				5700	37.63	35.42	6.24%	4.99	5.16	-3.42%													
				5925	37.36	35.20	6.15%	5.27	5.40	-2.48%													
SAR 7	6/2/2024	Head	5600	5600	34.95	35.53	-1.64%	4.75	5.06	-6.21%	6/2/2024	D5GHzV2 SN: 1168 (5.60 GHz)	11/15/2024	20.0	7.410	74.100	81.900	-9.52%	2.150	21.500	23.400	-8.12%	36
				5725	34.69	35.39	-1.98%	4.84	5.19	-6.67%													
				5850	34.42	35.30	-2.49%	5.11	5.32	-4.02%													
SAR 7	6/2/2024	Head	5850	5700	34.70	35.42	-2.03%	4.81	5.16	-6.89%	6/2/2024	D5GHzV2 SN: 1168 (5.85 GHz)	11/15/2024	20.0	7.340	73.400	80.100	-8.36%	2.120	21.200	22.800	-7.02%	37
				5925	34.47	35.20	-2.07%	5.09	5.40	-5.81%													
				6500	35.12	34.50	1.80%	6.12	6.07	0.87%													
SAR 7	6/5/2024	Head	6500	5900	36.18	35.20	2.78%	5.34	5.38	-0.82%	6/5/2024	D6.5GHzV2 SN: 1033	3/15/2025	19.0	23.300	293.330	288.000	1.85%	4.310	54.260	53.100	2.18%	
				7200	33.97	33.70	0.80%	6.92	6.89	0.38%													
				5600	36.28	35.53	2.10%	4.73	5.06	-6.53%													
SAR 7	6/6/2024	Head	5600	5500	36.43	35.65	2.19%	4.62	4.96	-6.82%	6/6/2024	D5GHzV2 SN: 1168 (5.60 GHz)	11/15/2024	12.0	1.330	83.917	81.900	2.46%	0.379	23.913	23.400	2.19%	
				5725	36.08	35.39	1.95%	4.87	5.19	-6.13%													
				5850	35.89	35.30	1.67%	5.01	5.32	-5.83%													
SAR 7	6/6/2024	Head	5850	5700	36.10	35.42	1.92%	4.85	5.16	-6.07%	6/6/2024	D5GHzV2 SN: 1168 (5.85 GHz)	11/15/2024	10.0	0.745	74.500	80.100	-6.99%	0.211	21.100	22.800	-7.46%	
				5925	35.20	35.20	0.00%	5.10	5.40	-5.56%													
				5600	36.13	35.53	1.68%	4.85	5.06	-4.14%													
SAR 7	6/10/2024	Head	5600	5500	36.27	35.65	1.74%	4.71	4.96	-4.92%	6/10/2024	D5GHzV2 SN: 1003 (5.60 GHz)	2/22/2025	20.0	8.060	80.600	83.000	-2.89%	2.460	24.600	23.700	3.80%	
				5725	35.89	35.39	1.41%	4.96	5.19	-4.36%													
				5750	35.81	35.36	1.26%	5.03	5.21	-3.52%													
SAR 7	6/10/2024	Head	5750	5700	35.91	35.42	1.38%	4.93	5.16	-4.50%	6/10/2024	D5GHzV2 SN: 1003 (5.75 GHz)	2/22/2025	15.0	2.520	79.689	79.300	0.49%	0.764	24.160	22.400	7.86%	
				5850	35.63	35.30	0.93%	5.24	5.32	-1.50%													
				5600	35.85	35.53	0.89%	4.84	5.06	-4.39%													
SAR 7	6/14/2024	Head	5600	5500	36.05	35.65	1.13%	4.70	4.96	-5.26%	6/14/2024	D5GHzV2 SN: 1003 (5.60 GHz)	2/22/2025	12.0	1.360	85.810	83.000	3.39%	0.392	24.734	23.700	4.36%	
				5725	35.64	35.39	0.70%	4.96	5.19	-4.47%													
				5750	35.57	35.36	0.59%	5.01	5.21	-3.85%													
SAR 7	6/14/2024	Head	5750	5700	35.65	35.42	0.65%	4.92	5.16	-4.74%	6/14/2024	D5GHzV2 SN: 1003 (5.75 GHz)	2/22/2025	12.0	1.250	78.870	79.300	-0.54%	0.362	22.841	22.400	1.97%	
				5850	35.36	35.30	0.17%	5.21	5.32	-2.12%													
				5600	34.88	35.53	-1.84%	4.94	5.06	-2.38%													
SAR 7	6/17/2024	Head	5600	5500	35.01	35.65	-1.79%	4.80	4.96	-3.29%	6/17/2024	D5GHzV2 SN: 1003 (5.60 GHz)	2/22/2025	12.0	1.340	84.548	83.000	1.87%	0.390	24.607	23.700	3.83%	
				5725	34.62	35.39	-2.18%	5.04	5.19	-2.78%													
				5750	34.58	35.36	-2.21%	5.10	5.21	-2.18%													
SAR 7	6/17/2024	Head	5750	5700	34.61	35.42	-2.29%	5.00	5.16	-3.17%	6/17/2024	D5GHzV2 SN: 1003 (5.75 GHz)	2/22/2025	12.0	1.320	83.286	79.300	5.03%	0.384	24.229	22.400	8.16%	38
				5850	34.41	35.30	-2.52%	5.30	5.32	-0.34%													
				5600	34.20	35.53	-3.75%	4.94	5.06	-2.30%													
SAR 7	6/21/2024	Head	5600	5500	34.36	35.65	-3.61%	4.83	4.96	-2.66%	6/21/2024	D5GHzV2 SN: 1003 (5.60 GHz)	2/22/2025	20.0	7.950	79.500	83.000	-4.22%	2.290	22.900	23.700	-3.38%	
				5725	33.93	35.39	-4.13%	5.03	5.19	-3.07%													
				5750	33.81	35.36	-4.39%	5.10	5.21	-2.26%													
SAR 7	6/21/2024	Head	5750	5700	33.94	35.42	-4.18%	5.02	5.16	-2.82%	6/21/2024	D5GHzV2 SN: 1003 (5.75 GHz)	2/22/2025	20.0	7.820	78.200	79.300	-1.39%	2.250	22.500	22.400	0.45%	
				5850	33.58	35.30	-4.87%	5.30	5.32	-0.47%													
				5600	34.99	35.53	-1.52%	4.87	5.06	-3.75%													
SAR 7	6/25/2024	Head	5600	5700	34.75	35.65	-2.52%	4.92	4.96	-0.77%	6/25/2024	D5GHzV2 SN: 1003 (5.60 GHz)	2/22/2025	20.0	7.930	79.300	83.000	-4.46%	2.290	22.900	23.700	-3.38%	39
				5850	34.48	35.39	-2.57%	5.22	5.19	0.60%													
				5750	34.68	35.36	-1.93%	5.04	5.21	-3.39%													
SAR 7	6/25/2024	Head	5750	5700	34.75	35.42	-1.89%	4.94	5.16	-4.23%	6/25/2024	D5GHzV2 SN: 1003 (5.75 GHz)	2/22/2025	20.0	8.230	82.300	79.300	3.78%	2.350	23.500	22.400	4.91%	
				5850	34.48	35.30	-2.32%	5.22	5.32	-1.86%													
				5600	34.26	35.53	-3.57%	4.83	5.06	-4.55%													
SAR 7	6/28/2024	Head	5600	5500	34.43	35.65	-3.42%	4.71	4.96	-5.04%	6/28/2024	D5GHzV2 SN: 1003 (5.60 GHz)	2/22/2025	20.0	8.050	80.500	83.000	-3.01%	2.350	23.500	23.700	-0.84%	
				5725	34.02	35.39	-3.87%	4.95	5.19	-4.62%													
				5750	33.91	35.36	-4.11%	5.01	5.21	-3.91%													
SAR 7	6/28/2024	Head	5750	5700	34.04	35.42	-3.90%	4.92															

Liquid Check										System Check													
SAR Lab	Date	Tissue Type	Band (MHz)	Freq. (MHz)	Relative Permittivity (εr)			Conductivity (σ)			Date	Dipole Type & Serial Number	Dipole Cal. Due Date	Input Power (dBm)	Measured results for 1-g SAR				Measured results for 10-g SAR				Plot No.
					Measured	Target	Delta	Measured	Target	Delta					Meas. Zoom Scan	Normalize to 1 W	Target (Ref. Value)	Delta ±10%	Meas. Zoom Scan	Normalize to 1 W	Target (Ref. Value)	Delta ±10%	
SAR 8	6/21/2024	Head	5250	5250	35.78	35.93	-0.43%	4.89	4.70	3.93%	6/21/2024	D5GHzV2 SN: 1003 (5.25 GHz)	2/22/2025	20.0	7.260	72.600	80.300	-9.59%	2.090	20.900	22.900	-8.73%	41
				5150	35.80	36.05	-0.69%	4.72	4.60	2.66%													
				5350	35.28	35.82	-1.50%	4.91	4.80	2.20%													
SAR 8	6/25/2024	Head	5250	5250	35.18	35.93	-2.10%	4.69	4.70	-0.34%	6/25/2024	D5GHzV2 SN: 1003 (5.25 GHz)	2/22/2025	8.0	0.467	74.015	80.300	-7.83%	0.134	21.238	22.900	-7.26%	
				5150	35.27	36.05	-2.16%	4.52	4.60	-1.67%													
				5350	34.66	35.82	-3.24%	4.71	4.80	-2.05%													
SAR 8	6/28/2024	Head	5250	5250	35.76	35.93	-0.48%	4.63	4.70	-1.49%	6/29/2024	D5GHzV2 SN: 1003 (5.25 GHz)	2/22/2025	20.0	7.320	73.200	80.300	-8.84%	2.100	21.000	22.900	-8.30%	
				5150	35.80	36.05	-0.69%	4.46	4.60	-2.95%													
				5350	35.35	35.82	-1.31%	4.66	4.80	-2.99%													

Liquid Check										System Check													
SAR Lab	Date	Tissue Type	Band (MHz)	Freq. (MHz)	Relative Permittivity (εr)			Conductivity (σ)			Date	Dipole Type & Serial Number	Dipole Cal. Due Date	Input Power (dBm)	Measured results for 1-g SAR				Measured results for 10-g SAR				Plot No.
					Measured	Target	Delta	Measured	Target	Delta					Meas. Zoom Scan	Normalize to 1 W	Target (Ref. Value)	Delta ±10%	Meas. Zoom Scan	Normalize to 1 W	Target (Ref. Value)	Delta ±10%	
SAR 12	5/17/2024	Head	1640	1640	38.95	40.25	-3.24%	1.31	1.31	0.39%	5/17/2024	D1640V2 SN: 324	6/13/2025	20.0	3.550	35.500	33.900	4.72%	1.930	19.300	18.300	5.46%	
				1610	39.00	40.30	-3.23%	1.29	1.29	0.23%													
				1665	38.92	40.22	-3.22%	1.32	1.32	0.23%													
SAR 12	5/17/2024	Head	1750	1750	38.77	40.08	-3.28%	1.37	1.37	0.37%	5/17/2024	D1750V2 SN: 1053	10/13/2024	20.0	3.530	35.300	36.600	-3.55%	1.870	18.700	19.300	-3.11%	
				1695	38.86	40.17	-3.26%	1.34	1.34	0.23%													
				1755	38.76	40.08	-3.29%	1.38	1.37	0.38%													
SAR 12	5/20/2024	Head	1640	1640	39.07	40.25	-2.94%	1.23	1.31	-5.96%	5/20/2024	D1640V2 SN: 324	6/13/2025	20.0	3.470	34.700	33.900	2.36%	1.940	19.400	18.300	6.01%	
				1610	39.15	40.30	-2.85%	1.21	1.29	-6.20%													
				1665	39.03	40.22	-2.95%	1.25	1.32	-5.66%													
SAR 12	5/20/2024	Head	1750	1750	38.86	40.08	-3.06%	1.29	1.37	-5.77%	5/20/2024	D1750V2 SN: 1053	10/13/2024	20.0	3.790	37.900	36.600	3.55%	2.060	20.600	19.300	6.74%	
				1695	39.00	40.17	-2.91%	1.26	1.34	-5.83%													
				1755	38.84	40.08	-3.09%	1.29	1.37	-5.74%													
SAR 12	5/22/2024	Head	750	750	39.81	41.96	-5.13%	0.86	0.89	-4.14%	5/22/2024	D750V3 SN: 1019	4/13/2025	20.0	0.844	8.440	8.510	-0.82%	0.565	5.650	5.590	1.07%	46
				660	40.20	42.42	-5.24%	0.88	0.89	-0.42%													
				800	39.63	41.71	-4.98%	0.88	0.90	-2.39%													
SAR 12	5/23/2024	Head	1640	1640	38.06	40.25	-5.45%	1.29	1.31	-1.52%	5/23/2024	D1640V2 SN: 324	6/13/2025	20.0	3.560	35.600	33.900	5.01%	1.970	19.700	18.300	7.65%	47
				1610	38.17	40.30	-5.29%	1.27	1.29	-1.55%													
				1665	37.99	40.22	-5.53%	1.30	1.32	-1.52%													
SAR 12	5/23/2024	Head	1750	1750	37.85	40.08	-5.57%	1.34	1.37	-1.82%	5/23/2024	D1750V2 SN: 1053	10/13/2024	20.0	3.560	35.600	36.600	-2.73%	1.920	19.200	19.300	-0.52%	
				1695	37.97	40.17	-5.47%	1.31	1.34	-1.79%													
				1755	37.84	40.08	-5.58%	1.35	1.37	-1.81%													
SAR 12	5/24/2024	Head	1640	1640	39.34	40.25	-2.27%	1.27	1.31	-2.98%	5/24/2024	D1640V2 SN: 324	6/13/2025	20.0	3.290	32.900	33.900	-2.95%	1.840	18.400	18.300	0.55%	
				1610	39.36	40.30	-2.33%	1.25	1.29	-3.10%													
				1665	39.31	40.22	-2.25%	1.28	1.32	-3.33%													
SAR 12	5/26/2024	Head	1640	1640	40.04	40.25	-0.53%	1.26	1.31	-3.90%	5/26/2024	D1640V2 SN: 324	6/13/2025	20.0	3.470	34.700	33.900	2.36%	1.930	19.300	18.300	5.46%	
				1610	40.12	40.30	-0.45%	1.24	1.29	-4.03%													
				1665	39.97	40.22	-0.61%	1.27	1.32	-3.86%													
SAR 12	5/26/2024	Head	1750	1750	39.84	40.08	-0.61%	1.31	1.37	-4.23%	5/26/2024	D1750V2 SN: 1053	10/13/2024	20.0	3.390	33.900	36.600	-7.38%	1.840	18.400	19.300	-4.66%	
				1695	39.90	40.17	-0.67%	1.29	1.34	-3.96%													
				1755	39.83	40.08	-0.62%	1.31	1.37	-4.29%													
SAR 12	5/30/2024	Head	1640	1640	42.03	40.25	4.41%	1.24	1.31	-5.12%	5/30/2024	D1640V2 SN: 324	6/13/2025	20.0	3.260	32.600	33.900	-3.83%	1.810	18.100	18.300	-1.09%	
				1610	42.08	40.30	4.42%	1.22	1.29	-5.19%													
				1665	41.97	40.22	4.36%	1.25	1.32	-5.15%													
SAR 12	5/30/2024	Head	1750	1750	41.88	40.08	4.48%	1.29	1.37	-5.99%	5/30/2024	D1750V2 SN: 1053	10/13/2024	20.0	3.380	33.800	36.600	-7.65%	1.820	18.200	19.300	-5.70%	48
				1695	41.91	40.17	4.33%	1.27	1.34	-5.38%													
				1755	41.89	40.08	4.52%	1.29	1.37	-5.96%													
SAR 12	6/2/2024	Head	1640	1640	38.62	40.25	-4.06%	1.27	1.31	-3.05%	6/2/2024	D1640V2 SN: 324	6/13/2025	20.0	3.240	32.400	33.900	-4.42%	1.910	19.100	18.300	4.37%	
				1610	38.67	40.30	-4.04%	1.25	1.29	-3.02%													
				1665	38.58	40.22	-4.07%	1.28	1.32	-3.11%													
SAR 12	6/2/2024	Head	1750	1750	38.46	40.08	-4.05%	1.33	1.37	-2.92%	6/2/2024	D1750V2 SN: 1053	10/13/2024	20.0	3.490	34.900	36.600	-4.64%	1.880	18.800	19.300	-2.59%	
				1695	38.53	40.17	-4.08%	1.30	1.34	-3.06%													
				1755	38.45	40.08	-4.06%	1.33	1.37	-2.90%													
SAR 12	6/5/2024	Head	1640	1640	38.41	40.25	-4.58%	1.32	1.31	1.00%	6/5/2024	D1640V2 SN: 324	6/13/2025	20.0	3.470	34.700	33.900	2.36%	1.940	19.400	18.300	6.01%	
				1610	38.49	40.30	-4.49%	1.30	1.29	1.09%													
				1665	38.32	40.22	-4.71%	1.33	1.32	0.91%													
SAR 12	6/5/2024	Head	1750	1750	38.14	40.08	-4.85%	1.37	1.37	0.22%	6/5/2024	D1750V2 SN: 1053	10/13/2024	20.0	3.540	35.400	36.600	-3.28%	1.910	19.100	19.300	-1.04%	
				1695	38.23	40.17	-4.83%	1.35	1.34	0.60%													
				1755	38.13	40.08	-4.86%	1.37	1.37	0.01%													
SAR 12	6/10/2024	Head	1750	1750	38.42	40.08	-4.15%	1.36	1.37	-0.95%	6/10/2024	D1750V2 SN: 1053	10/13/2024	20.0	3.470	34.700	36.600	-5.19%	1.890	18.900	19.300	-2.07%	
				1695	38.53	40.17	-4.08%	1.25	1.34	-6.80%													
				1755	38.42	40.08	-4.13%	1.36	1.37	-0.93%													
SAR 12	6/11/2024	Head	1640	1640	40.81	40.25	1.38%	1.22	1.31	-6.42%	6/11/2024	D1640V2 SN: 324	6/13/2025	20.0	3.250	32.500	33.900	-4.13%	1.820	18.200	18.300	-0.55%	
				1610	40.90	40.30	1.49%	1.21	1.29	-6.36%													
				1665	40.78	40.22	1.40%	1.24	1.32	-6.51%													
SAR 12	6/13/2024	Head	1640	1640	42.29	40.25	5.06%	1.27	1.31	-2.98%	6/13/2024	D1640V2 SN: 324	6/13/2025	20.0	3.490	34.900	33.900	2.95%	1.950	19.500	18.300	6.56%	
				1610	42.37	40.30	5.14%	1.25	1.29	-2.79%													
				1665	42.24	40.22	5.03%	1.28	1.32	-3.26%													
SAR 12	6/13/2024	Head	1750	1750	42.25	40.08	5.40%	1.32	1.37	-3.80%	6/13/2024	D1750V2 SN: 1050	4/19/2025	20.0	3.460	34.600	36.100	-4.16%	1.880	18.800	18.900	-0.53%	49
				1695	42.21	40.17	5.08%	1.29	1.34	-3.66%													
				1780	42.25	40.04	5.52%	1.32	1.39	-4.68%													
SAR 12	6/15/2024	Head	1640	1640	39.08	40.25	-2.92%	1.27	1.31	-2.90%	6/15/2024	D1640V2 SN: 324	6/13/2025	20.0	3.460	34.600	33.900	2.06%	1.930	19.300	18.300	5.46%	
				1610	39.14	40.30	-2.88%	1.25	1.29	-2.87%													
				1665	39.02	40.22	-2.97%	1.28	1.32	-3.03%													
SAR 12	6/15/2024	Head	1750	1750	38.88	40.08	-3.01%	1.33	1.37	-3.07%	6/15/2024	D1750V2 SN: 1053	10/13/2024	20.0	3.430	34.300	36.600	-6.28%	1.850	18.500	19.300	-4.15%	
				1695	38.97	40.17	-2.99%	1.30	1.34	-3.14%													
				1755	38.87	40.08	-3.01%	1.33	1.37	-3.12%													
SAR 12	6/18/2024	Head	2600	2600	37.13	39.01	-4.82%	1.88	1.96	-4.19%	6/18/2024	D2600V2 SN: 1036	4/11/2025	20.0	5.430	54.300	55.400	-1.99%	2.490	24.900	24.900	0.00%	50
				2495	37.33	39.14	-4.63%	1.80	1.85	-2.69%													
				2690	36.94	38.90	-5.03%	1.95	2.06	-5.27%													

Liquid Check											System Check												
SAR Lab	Date	Tissue Type	Band (MHz)	Freq. (MHz)	Relative Permittivity (εr)			Conductivity (σ)			Date	Dipole Type & Serial Number	Dipole Cal. Due Date	Input Power (dBm)	Measured results for 1-g SAR				Measured results for 10-g SAR				Plot No.
					Measured	Target	Delta	Measured	Target	Delta					Meas. Zoom Scan	Normalize to 1 W	Target (Ref. Value)	Delta ±10%	Meas. Zoom Scan	Normalize to 1 W	Target (Ref. Value)	Delta ±10%	
SAR 12	6/20/2024	Head	1750	1750	38.34	40.08	-4.35%	1.29	1.37	-5.99%	6/20/2024	D1750V2 SN: 1053	10/13/2024	20.0	3.480	34.800	36.600	-4.92%	1.880	18.800	19.300	-2.59%	
				1695	38.38	40.17	-4.45%	1.26	1.34	-5.98%													
				1780	38.31	40.04	-4.32%	1.30	1.39	-5.91%													
SAR 12	6/20/2024	Head	1640	1640	38.48	40.25	-4.41%	1.23	1.31	-5.58%	6/20/2024	D1640V2 SN: 324	6/13/2025	20.0	3.280	32.800	33.900	-3.24%	1.840	18.400	18.300	0.55%	
				1610	38.55	40.30	-4.34%	1.22	1.29	-5.43%													
				1665	38.42	40.22	-4.46%	1.25	1.32	-5.76%													
SAR 12	6/23/2024	Head	1640	1640	41.18	40.25	2.30%	1.24	1.31	-5.20%	6/23/2024	D1640V2 SN: 324	6/13/2025	20.0	3.400	34.000	33.900	0.29%	1.910	19.100	18.300	4.37%	
				1610	41.24	40.30	2.33%	1.22	1.29	-5.12%													
				1665	41.13	40.22	2.27%	1.25	1.32	-5.30%													
SAR 12	6/23/2024	Head	1750	1750	41.02	40.08	2.33%	1.30	1.37	-5.33%	6/23/2024	D1750V2 SN: 1053	10/13/2024	20.0	3.450	34.500	36.600	-5.74%	1.880	18.800	19.300	-2.59%	
				1695	41.08	40.17	2.27%	1.27	1.34	-5.38%													
				1780	41.01	40.04	2.43%	1.30	1.39	-6.27%													
SAR 12	6/24/2024	Head	2450	2450	38.15	39.20	-2.68%	1.73	1.80	-3.94%	6/24/2024	D2450V2 SN: 748	2/8/2025	20.0	4.870	48.700	51.700	-5.80%	2.320	23.200	24.200	-4.13%	51
				2400	38.24	39.30	-2.69%	1.70	1.75	-3.23%													
				2500	38.08	39.14	-2.70%	1.77	1.85	-4.80%													
SAR 12	6/27/2024	Head	1640	1640	39.23	40.25	-2.54%	1.24	1.31	-5.43%	6/27/2024	D1640V2 SN: 324	6/13/2025	20.0	3.250	32.500	33.900	-4.13%	1.810	18.100	18.300	-1.09%	
				1610	39.31	40.30	-2.46%	1.22	1.29	-5.35%													
				1665	39.19	40.22	-2.55%	1.25	1.32	-5.60%													
SAR 12	6/27/2024	Head	1750	1750	39.11	40.08	-2.43%	1.29	1.37	-5.70%	6/27/2024	D1750V2 SN: 1053	10/13/2024	20.0	3.500	35.000	36.600	-4.37%	1.890	18.900	19.300	-2.07%	
				1695	39.17	40.17	-2.49%	1.26	1.34	-5.83%													
				1780	39.11	40.08	-2.41%	1.29	1.37	-5.67%													
SAR 12	6/27/2024	Head	2450	2450	38.19	39.20	-2.58%	1.73	1.80	-4.11%	6/27/2024	D2450V2 SN: 748	2/8/2025	20.0	4.880	48.800	51.700	-5.61%	2.320	23.200	24.200	-4.13%	
				2400	38.26	39.30	-2.64%	1.69	1.75	-3.58%													
				2500	38.12	39.14	-2.60%	1.76	1.85	-4.91%													
SAR 12	6/30/2024	Head	1640	1640	42.39	40.25	5.31%	1.26	1.31	-3.90%	6/30/2024	D1640V2 SN: 324	6/13/2025	20.0	3.370	33.700	33.900	-0.59%	1.890	18.900	18.300	3.28%	
				1610	42.47	40.30	5.38%	1.24	1.29	-3.95%													
				1665	42.34	40.22	5.28%	1.27	1.32	-4.17%													
SAR 12	6/30/2024	Head	1750	1750	42.22	40.08	5.33%	1.32	1.37	-3.87%	6/30/2024	D1750V2 SN: 1053	10/13/2024	20.0	3.380	33.800	36.600	-7.65%	1.840	18.400	19.300	-4.66%	
				1695	42.29	40.17	5.28%	1.28	1.34	-4.03%													
				1780	42.22	40.04	5.45%	1.34	1.39	-3.31%													
SAR 12	6/30/2024	Head	2450	2450	41.13	39.20	4.92%	1.81	1.80	0.39%	6/30/2024	D2450V2 SN: 748	2/8/2025	20.0	5.260	52.600	51.700	1.74%	2.510	25.100	24.200	3.72%	
				2400	41.21	39.30	4.87%	1.77	1.75	0.88%													
				2500	41.05	39.14	4.89%	1.85	1.85	-0.38%													

Liquid Check										System Check													
SAR Lab	Date	Tissue Type	Band (MHz)	Freq. (MHz)	Relative Permittivity (εr)			Conductivity (σ)			Date	Dipole Type & Serial Number	Dipole Cal. Due Date	Input Power (dBm)	Measured results for 1-g SAR				Measured results for 10-g SAR				Plot No.
					Measured	Target	Delta	Measured	Target	Delta					Meas. Zoom Scan	Normalize to 1 W	Target (Ref. Value)	Delta ±10%	Meas. Zoom Scan	Normalize to 1 W	Target (Ref. Value)	Delta ±10%	
SAR 13	5/23/2024	Head	1750	1750	39.06	40.08	-2.56%	1.28	1.37	-6.50%	5/23/2024	D1750V2 SN 1053	10/13/2024	20.0	3.460	34.600	36.600	-5.46%	1.840	18.400	19.300	-4.66%	
				1695	39.15	40.17	-2.54%	1.25	1.34	-6.57%													
				1755	39.03	40.08	-2.61%	1.30	1.37	-5.60%													
SAR 13	5/23/2024	Head	1900	1900	38.81	40.00	-2.97%	1.36	1.40	-2.71%	5/23/2024	D1900V2 SN 5d140	4/14/2025	20.0	4.100	41.000	39.400	4.06%	2.150	21.500	20.600	4.37%	
				1850	38.88	40.00	-2.80%	1.34	1.40	-4.64%													
				1920	38.77	40.00	-3.07%	1.37	1.40	-2.07%													
SAR 13	5/26/2024	Head	1900	1900	42.37	40.00	5.92%	1.40	1.40	0.14%	5/26/2024	D1900V2 SN 5d140	4/14/2025	20.0	3.980	39.800	39.400	1.02%	2.070	20.700	20.600	0.49%	
				1850	42.46	40.00	6.15%	1.37	1.40	-1.86%													
				1920	42.34	40.00	5.85%	1.41	1.40	0.93%													
SAR 13	5/26/2024	Head	1750	1750	42.67	40.08	6.45%	1.32	1.37	-3.80%	5/26/2024	D1750V2 SN 1077	10/13/2024	20.0	3.400	34.000	36.100	-5.82%	1.810	18.100	19.000	-4.74%	52
				1695	42.77	40.17	6.47%	1.28	1.34	-4.18%													
				1755	42.66	40.08	6.45%	1.32	1.37	-3.78%													
SAR 13	5/30/2024	Head	1750	1750	41.71	40.08	4.05%	1.28	1.37	-6.28%	5/30/2024	D1750V2 SN 1053	10/13/2024	20.0	3.410	34.100	36.600	-6.83%	1.830	18.300	19.300	-5.18%	
				1695	41.74	40.17	3.91%	1.26	1.34	-5.75%													
				1755	41.71	40.08	4.07%	1.29	1.37	-6.33%													
SAR 13	5/30/2024	Head	1900	1900	41.57	40.00	3.93%	1.38	1.40	-1.21%	5/30/2024	D1900V2 SN 5d140	4/14/2025	20.0	3.990	39.900	39.400	1.27%	2.100	21.000	20.600	1.94%	
				1850	41.69	40.00	4.22%	1.35	1.40	-3.50%													
				1920	41.53	40.00	3.83%	1.39	1.40	-0.43%													
SAR 13	6/2/2024	Head	1750	1750	37.71	40.08	-5.92%	1.32	1.37	-3.80%	6/2/2024	D1750V2 SN 1053	10/13/2024	20.0	3.490	34.900	36.600	-4.64%	1.870	18.700	19.300	-3.11%	
				1695	37.78	40.17	-5.95%	1.29	1.34	-3.96%													
				1755	37.70	40.08	-5.93%	1.32	1.37	-3.78%													
SAR 13	6/2/2024	Head	1900	1900	37.43	40.00	-6.43%	1.41	1.40	0.64%	6/2/2024	D1900V2 SN 5d140	4/14/2025	20.0	4.020	40.200	39.400	2.03%	2.110	21.100	20.600	2.43%	
				1850	37.52	40.00	-6.20%	1.38	1.40	-1.50%													
				1920	37.40	40.00	-6.50%	1.42	1.40	1.50%													
SAR 13	6/5/2024	Head	1750	1750	39.21	40.08	-2.18%	1.38	1.37	0.73%	6/5/2024	D1750V2 SN 1053	10/13/2024	20.0	3.640	36.400	36.600	-0.55%	1.960	19.600	19.300	1.55%	
				1695	39.30	40.17	-2.16%	1.35	1.34	1.20%													
				1755	39.20	40.08	-2.19%	1.38	1.37	0.53%													
SAR 13	6/5/2024	Head	1900	1900	38.98	40.00	-2.55%	1.46	1.40	4.43%	6/5/2024	D1900V2 SN 5d140	4/14/2025	20.0	4.160	41.600	39.400	5.58%	2.180	21.800	20.600	5.83%	
				1850	39.09	40.00	-2.27%	1.43	1.40	2.29%													
				1920	38.93	40.00	-2.68%	1.47	1.40	5.21%													
SAR 13	6/10/2024	Head	1750	1750	37.69	40.08	-5.97%	1.34	1.37	-1.90%	6/10/2024	D1750V2 SN 1053	10/13/2024	20.0	3.650	36.500	36.600	-0.27%	1.970	19.700	19.300	2.07%	
				1695	37.80	40.17	-5.90%	1.31	1.34	-1.79%													
				1755	37.68	40.08	-5.98%	1.35	1.37	-1.95%													
SAR 13	6/10/2024	Head	1900	1900	37.36	40.00	-6.60%	1.44	1.40	2.64%	6/10/2024	D1900V2 SN 5d140	4/14/2025	20.0	4.240	42.400	39.400	7.61%	2.220	22.200	20.600	7.77%	
				1850	37.49	40.00	-6.27%	1.41	1.40	0.57%													
				1920	37.32	40.00	-6.70%	1.45	1.40	3.43%													
SAR 13	6/13/2024	Head	1750	1750	38.99	40.08	-2.73%	1.28	1.37	-6.43%	6/13/2024	D1750V2 SN 1050	4/19/2025	20.0	3.320	33.200	36.100	-8.03%	1.790	17.900	18.900	-5.29%	53
				1695	38.96	40.17	-3.01%	1.25	1.34	-6.27%													
				1780	38.99	40.04	-2.62%	1.28	1.39	-7.35%													
SAR 13	6/13/2024	Head	1900	1900	38.73	40.00	-3.18%	1.38	1.40	-1.64%	6/13/2024	D1900V2 SN 5d140	4/14/2025	20.0	3.930	39.300	39.400	-0.25%	2.060	20.600	20.600	0.00%	
				1850	38.82	40.00	-2.95%	1.35	1.40	-3.57%													
				1920	38.70	40.00	-3.25%	1.39	1.40	-0.86%													
SAR 13	6/16/2024	Head	1750	1750	38.13	40.08	-4.88%	1.32	1.37	-3.94%	6/16/2024	D1750V2 SN 1053	10/13/2024	20.0	3.480	34.800	36.600	-4.92%	1.870	18.700	19.300	-3.11%	
				1695	38.23	40.17	-4.83%	1.29	1.34	-3.96%													
				1755	38.12	40.08	-4.88%	1.32	1.37	-3.99%													
SAR 13	6/16/2024	Head	1900	1900	37.85	40.00	-5.38%	1.40	1.40	0.07%	6/16/2024	D1900V2 SN 5d140	4/14/2025	20.0	4.210	42.100	39.400	6.85%	2.210	22.100	20.600	7.28%	
				1850	37.96	40.00	-5.10%	1.37	1.40	-2.00%													
				1920	37.81	40.00	-5.47%	1.41	1.40	0.86%													
SAR 13	6/20/2024	Head	1750	1750	39.23	40.08	-2.13%	1.36	1.37	-0.87%	6/20/2024	D1750V2 SN 1053	10/13/2024	15.0	1.100	34.785	36.600	-4.96%	0.583	18.436	19.300	-4.48%	
				1695	39.27	40.17	-2.24%	1.33	1.34	-0.82%													
				1780	39.19	40.04	-2.12%	1.38	1.39	-0.79%													
SAR 13	6/20/2024	Head	1900	1900	38.97	40.00	-2.58%	1.45	1.40	3.21%	6/20/2024	D1900V2 SN 5d140	4/14/2025	15.0	1.300	41.110	39.400	4.34%	0.671	21.219	20.600	3.00%	
				1850	39.06	40.00	-2.35%	1.42	1.40	1.29%													
				1920	38.95	40.00	-2.62%	1.46	1.40	4.07%													
SAR 13	6/23/2024	Head	1750	1750	42.74	40.08	6.62%	1.30	1.37	-5.18%	6/23/2024	D1750V2 SN 1053	10/13/2024	20.0	3.600	36.000	36.600	-1.64%	1.950	19.500	19.300	1.04%	
				1695	42.80	40.17	6.55%	1.27	1.34	-5.23%													
				1780	42.73	40.04	6.72%	1.30	1.39	-6.34%													
SAR 13	6/23/2024	Head	1900	1900	42.48	40.00	6.20%	1.38	1.40	-1.57%	6/23/2024	D1900V2 SN 5d140	4/14/2025	20.0	4.240	42.400	39.400	7.61%	2.240	22.400	20.600	8.74%	54
				1850	42.54	40.00	6.35%	1.36	1.40	-3.21%													
				1920	42.46	40.00	6.15%	1.39	1.40	-0.79%													
SAR 13	6/27/2024	Head	1750	1750	40.00	40.08	-0.21%	1.30	1.37	-5.04%	6/27/2024	D1750V2 SN 1053	10/13/2024	15.0	1.070	33.836	36.600	-7.55%	0.574	18.151	19.300	-5.95%	55
				1695	40.10	40.17	-0.17%	1.27	1.34	-5.08%													
				1780	40.00	40.04	-0.10%	1.31	1.39	-5.48%													
SAR 13	6/27/2024	Head	1900	1900	39.77	40.00	-0.57%	1.39	1.40	-0.71%	6/27/2024	D1900V2 SN 5d140	4/14/2025	15.0	1.270	40.161	39.400	1.93%	0.662	20.934	20.600	1.62%	
				1850	39.85	40.00	-0.37%	1.36	1.40	-2.86%													
				1920	39.75	40.00	-0.63%	1.40	1.40	0.00%													
SAR 13	6/30/2024	Head	1750	1750	40.47	40.08	0.96%	1.28	1.37	-6.21%	6/30/2024	D1750V2 SN 1053	10/13/2024	20.0	3.480	34.800	36.600	-4.92%	1.880	18.800	19.300	-2.59%	
				1695	40.53	40.17	0.90%	1.25	1.34	-6.35%													
				1780	40.43	40.04	0.98%	1.30	1.39	-5.91%													
SAR 13	6/30/2024	Head	1900	1900	40.18	40.00	0.45%	1.37	1.40	-2.07%	6/30/2024	D1900V2 SN 5d140	4/14/2025	20.0	3.940	39.400	39.400	0.00%	2.080	20.800	20.600	0.97%	
				1850	40.26	40.00	0.65%	1.35	1.40	-3.79%													
				1920	40.16	40.00	0.40%	1.38	1.40	-1.29%													

Liquid Check										System Check													
SAR Lab	Date	Tissue Type	Band (MHz)	Freq. (MHz)	Relative Permittivity (εr)			Conductivity (σ)			Date	Dipole Type & Serial Number	Dipole Cal. Due Date	Input Power (dBm)	Measured results for 1-g SAR				Measured results for 10-g SAR				Plot No.
					Measured	Target	Delta	Measured	Target	Delta					Meas. Zoom Scan	Normalize to 1 W	Target (Ref. Value)	Delta ±10%	Meas. Zoom Scan	Normalize to 1 W	Target (Ref. Value)	Delta ±10%	
SAR 14	5/21/2024	Head	750	750	41.58	41.96	-0.91%	0.88	0.89	-1.82%	5/20/2024	D750V3 SN: 1019	4/13/2025	20.0	0.869	8.690	8.510	2.12%	0.571	5.710	5.590	2.15%	
				860	41.84	42.42	-1.37%	0.85	0.89	-4.35%													
				800	41.47	41.71	-0.56%	0.89	0.90	-0.36%													
SAR 14	5/21/2024	Head	835	835	41.41	41.50	-0.22%	0.91	0.90	0.78%	5/20/2024	D835V2 SN: 4d117	5/11/2025	20.0	1.040	10.400	9.660	7.66%	0.677	6.770	6.270	7.97%	
				805	41.46	41.68	-0.53%	0.90	0.90	-0.17%													
				850	41.36	41.50	-0.34%	0.91	0.92	-0.35%													
SAR 14	5/23/2024	Head	750	750	39.42	41.96	-6.06%	0.91	0.89	2.44%	5/23/2024	D750V3 SN: 1019	4/13/2025	20.0	0.909	9.090	8.510	6.82%	0.600	6.000	5.590	7.33%	
				860	39.88	42.42	-5.99%	0.88	0.89	-0.64%													
				800	39.25	41.71	-5.89%	0.94	0.90	4.71%													
SAR 14	5/23/2024	Head	835	835	41.76	41.50	0.63%	0.92	0.90	2.22%	5/23/2024	D835V2 SN: 4d117	5/11/2025	20.0	1.030	10.300	9.660	6.63%	0.673	6.730	6.270	7.34%	
				805	41.84	41.68	0.39%	0.91	0.90	1.41%													
				850	41.71	41.50	0.51%	0.93	0.92	1.64%													
SAR 14	5/26/2024	Head	750	750	39.36	41.96	-6.20%	0.88	0.89	-0.95%	5/26/2024	D750V3 SN: 1019	4/13/2025	20.0	0.864	8.640	8.510	1.53%	0.572	5.720	5.590	2.33%	
				860	39.66	42.42	-6.51%	0.90	0.89	1.26%													
				800	39.18	41.71	-6.05%	0.89	0.90	-1.16%													
SAR 14	5/26/2024	Head	835	835	39.07	41.50	-5.86%	0.90	0.90	-0.30%	5/26/2024	D835V2 SN: 4d117	5/11/2025	20.0	1.010	10.100	9.660	4.55%	0.659	6.590	6.270	5.10%	
				805	39.17	41.68	-6.02%	0.89	0.90	-1.20%													
				850	39.02	41.50	-5.98%	0.90	0.92	-1.38%													
SAR 14	5/30/2024	Head	750	750	41.30	41.96	-1.58%	0.88	0.89	-1.24%	5/30/2024	D750V3 SN: 1019	4/13/2025	20.0	0.866	8.660	8.510	1.76%	0.569	5.690	5.590	1.79%	
				860	41.60	42.42	-1.94%	0.85	0.89	-4.01%													
				800	41.12	41.71	-1.40%	0.90	0.90	0.29%													
SAR 14	5/30/2024	Head	835	835	41.03	41.50	-1.13%	0.91	0.90	1.24%	5/30/2024	D835V2 SN: 4d117	5/11/2025	20.0	1.010	10.100	9.660	4.55%	0.656	6.560	6.270	4.63%	
				805	41.11	41.68	-1.37%	0.90	0.90	0.43%													
				850	40.98	41.50	-1.25%	0.92	0.92	0.13%													
SAR 14	6/2/2024	Head	750	750	41.08	41.96	-2.10%	0.90	0.89	1.12%	6/2/2024	D750V3 SN: 1019	4/13/2025	20.0	0.864	8.640	8.510	1.53%	0.572	5.720	5.590	2.33%	
				860	41.40	42.42	-2.41%	0.87	0.89	-1.83%													
				800	40.90	41.71	-1.93%	0.92	0.90	2.71%													
SAR 14	6/2/2024	Head	835	835	40.78	41.50	-1.73%	0.93	0.90	3.73%	6/2/2024	D835V2 SN: 4d117	5/11/2025	20.0	0.995	9.950	9.660	3.00%	0.647	6.470	6.270	3.19%	
				805	40.88	41.68	-1.92%	0.92	0.90	2.86%													
				850	40.73	41.50	-1.86%	0.94	0.92	2.57%													
SAR 14	6/5/2024	Head	750	750	43.24	41.96	3.05%	0.90	0.89	0.33%	6/5/2024	D750V3 SN: 1019	4/13/2025	20.0	0.917	9.170	8.510	7.76%	0.605	6.050	5.590	8.23%	
				860	43.59	42.42	2.75%	0.86	0.89	-2.59%													
				800	43.08	41.71	3.30%	0.91	0.90	1.75%													
SAR 14	6/5/2024	Head	835	835	43.03	41.50	3.69%	0.93	0.90	2.83%	6/5/2024	D835V2 SN: 4d117	5/11/2025	20.0	1.040	10.400	9.660	7.66%	0.683	6.830	6.270	8.93%	56
				805	43.08	41.68	3.36%	0.91	0.90	1.89%													
				850	42.98	41.50	3.57%	0.93	0.92	1.81%													
SAR 14	6/5/2024	Head	1750	1750	37.74	40.08	-5.85%	1.33	1.37	-3.07%	6/5/2024	D1750V2 SN: 1053	10/13/2024	20.0	3.590	35.900	36.600	-1.91%	1.910	19.100	19.300	-1.04%	
				1695	37.79	40.17	-5.92%	1.30	1.34	-2.99%													
				1755	37.74	40.08	-5.83%	1.33	1.37	-2.90%													
SAR 14	6/5/2024	Head	1900	1900	37.51	40.00	-6.23%	1.42	1.40	1.36%	6/5/2024	D1900V2 SN: 5d140	4/14/2025	20.0	4.100	41.000	39.400	4.06%	2.120	21.200	20.600	2.91%	
				1850	37.58	40.00	-6.05%	1.39	1.40	-0.71%													
				1920	37.48	40.00	-6.30%	1.43	1.40	2.21%													
SAR 14	6/9/2024	Head	750	750	41.16	41.96	-1.91%	0.90	0.89	0.89%	6/9/2024	D750V3 SN: 1019	4/13/2025	20.0	0.919	9.190	8.510	7.99%	0.604	6.040	5.590	8.05%	
				860	41.45	42.42	-2.29%	0.87	0.89	-2.00%													
				800	40.96	41.71	-1.79%	0.92	0.90	2.24%													
SAR 14	6/9/2024	Head	835	835	40.90	41.50	-1.45%	0.93	0.90	3.06%	6/9/2024	D835V2 SN: 4d117	5/11/2025	20.0	1.030	10.300	9.660	6.63%	0.669	6.690	6.270	6.70%	
				805	40.96	41.68	-1.73%	0.92	0.90	2.19%													
				850	40.89	41.50	-1.47%	0.93	0.92	2.00%													
SAR 14	6/9/2024	Head	1750	1750	39.00	40.08	-2.71%	1.35	1.37	-1.39%	6/9/2024	D1750V2 SN: 1053	10/13/2024	20.0	3.670	36.700	36.600	0.27%	1.950	19.500	19.300	1.04%	
				1695	39.08	40.17	-2.71%	1.32	1.34	-1.04%													
				1755	39.00	40.08	-2.69%	1.35	1.37	-1.59%													
SAR 14	6/9/2024	Head	1900	1900	38.80	40.00	-3.00%	1.44	1.40	3.07%	6/9/2024	D1900V2 SN: 5d140	4/14/2025	20.0	4.190	41.900	39.400	6.35%	2.170	21.700	20.600	5.34%	
				1850	38.91	40.00	-2.73%	1.41	1.40	0.93%													
				1920	38.76	40.00	-3.10%	1.45	1.40	3.86%													
SAR 14	6/13/2024	Head	1750	1750	38.38	40.08	-4.25%	1.34	1.37	-1.97%	6/13/2024	D1750V2 SN: 1053	10/13/2024	15.0	1.140	36.050	36.600	-1.50%	0.603	19.069	19.300	-1.20%	
				1695	38.36	40.17	-4.50%	1.31	1.34	-1.86%													
				1780	38.38	40.04	-4.14%	1.36	1.39	-1.58%													

Liquid Check										System Check													
SAR Lab	Date	Tissue Type	Band (MHz)	Freq. (MHz)	Relative Permittivity (εr)			Conductivity (σ)			Date	Dipole Type & Serial Number	Dipole Cal. Due Date	Input Power (dBm)	Measured results for 1-g SAR				Measured results for 10-g SAR				Plot No.
					Measured	Target	Delta	Measured	Target	Delta					Meas. Zoom Scan	Normalize to 1 W	Target (Ref. Value)	Delta ±10%	Meas. Zoom Scan	Normalize to 1 W	Target (Ref. Value)	Delta ±10%	
SAR 14	6/13/2024	Head	1900	1900	38.11	40.00	-4.73%	1.44	1.40	3.00%	6/13/2024	D1900V2 SN: 5d140	4/14/2025	15.0	1.310	41.426	39.400	5.14%	0.676	21.377	20.600	3.77%	
				1850	38.22	40.00	-4.45%	1.41	1.40	1.00%													
				1920	38.08	40.00	-4.80%	1.45	1.40	3.86%													
SAR 14	6/13/2024	Head	1750	1750	38.38	40.08	-4.25%	1.34	1.37	-1.97%	6/13/2024	D1750V2 SN: 1053	10/13/2024	20.0	3.790	37.900	36.600	3.55%	2.000	20.000	19.300	3.63%	
				1695	38.36	40.17	-4.50%	1.31	1.34	-1.86%													
				1780	38.38	40.04	-4.14%	1.36	1.39	-1.58%													
SAR 14	6/13/2024	Head	1900	1900	38.11	40.00	-4.73%	1.44	1.40	3.00%	6/13/2024	D1900V2 SN: 5d140	4/14/2025	20.0	4.090	40.900	39.400	3.81%	2.110	21.100	20.600	2.43%	
				1850	38.22	40.00	-4.45%	1.41	1.40	1.00%													
				1920	38.08	40.00	-4.80%	1.45	1.40	3.86%													
SAR 14	6/16/2024	Head	1750	1750	38.66	40.08	-3.55%	1.42	1.37	3.87%	6/16/2024	D1750V2 SN: 1053	10/13/2024	20.0	3.830	38.300	36.600	4.64%	2.040	20.400	19.300	5.70%	57
				1695	38.80	40.17	-3.41%	1.39	1.34	3.89%													
				1755	38.65	40.08	-3.56%	1.42	1.37	3.81%													
SAR 14	6/16/2024	Head	1900	1900	37.52	40.00	-6.20%	1.47	1.40	5.21%	6/16/2024	D1900V2 SN: 5d140	4/14/2025	20.0	4.260	42.600	39.400	8.12%	2.210	22.100	20.600	7.28%	58
				1850	37.56	40.00	-6.10%	1.44	1.40	3.07%													
				1920	37.49	40.00	-6.27%	1.49	1.40	6.21%													
SAR 14	6/18/2024	Head	835	835	41.24	41.50	-0.63%	0.93	0.90	3.50%	6/18/2024	D835V2 SN: 4d117	5/11/2025	20.0	1.030	10.300	9.660	6.63%	0.674	6.740	6.270	7.50%	
				805	41.35	41.68	-0.79%	0.92	0.90	2.45%													
				850	41.18	41.50	-0.77%	0.94	0.92	2.44%													
SAR 14	6/20/2024	Head	1750	1750	37.65	40.08	-6.07%	1.36	1.37	-0.87%	6/20/2024	D1750V2 SN: 1053	10/13/2024	20.0	3.760	37.600	36.600	2.73%	1.990	19.900	19.300	3.11%	
				1695	37.70	40.17	-6.15%	1.33	1.34	-0.74%													
				1780	37.60	40.04	-6.09%	1.37	1.39	-0.86%													
SAR 14	6/20/2024	Head	1900	1900	37.40	40.00	-6.50%	1.44	1.40	3.07%	6/20/2024	D1900V2 SN: 5d140	4/14/2025	20.0	4.210	42.100	39.400	6.85%	2.180	21.800	20.600	5.83%	
				1850	37.49	40.00	-6.27%	1.42	1.40	1.14%													
				1920	37.38	40.00	-6.55%	1.45	1.40	3.86%													
SAR 14	6/18/2024	Head	750	750	41.57	41.96	-0.93%	0.90	0.89	0.39%	6/21/2024	D750V3 SN: 1019	4/13/2025	20.0	0.927	9.270	8.510	8.93%	0.614	6.140	5.590	9.84%	59
				800	41.36	41.71	-0.83%	0.92	0.90	2.26%													
				750	39.58	41.96	-5.68%	0.87	0.89	-2.45%													
SAR 14	6/23/2024	Head	750	660	39.93	42.42	-5.88%	0.84	0.89	-5.33%	6/23/2024	D750V3 SN: 1071	11/7/2024	20.0	0.844	8.440	8.490	-0.59%	0.561	5.610	5.570	0.72%	60
				800	39.38	41.71	-5.58%	0.89	0.90	-0.77%													
				835	39.30	41.50	-5.30%	0.90	0.90	0.31%													
SAR 14	6/23/2024	Head	835	805	39.37	41.68	-5.54%	0.89	0.90	-0.60%	6/23/2024	D835V2 SN: 4d117	5/11/2025	20.0	0.979	9.790	9.660	1.35%	0.643	6.430	6.270	2.55%	
				850	39.25	41.50	-5.42%	0.91	0.92	-0.73%													
				750	39.09	41.96	-6.84%	0.93	0.89	3.87%													
SAR 14	6/26/2024	Head	750	660	39.50	42.42	-6.89%	0.89	0.89	0.87%	6/26/2024	D750V3 SN: 1019	4/13/2025	20.0	0.923	9.230	8.510	8.46%	0.608	6.080	5.590	8.77%	
				800	38.98	41.71	-6.53%	0.94	0.90	5.35%													
				835	38.91	41.50	-6.24%	0.96	0.90	6.56%													
SAR 14	6/26/2024	Head	835	805	38.98	41.68	-6.48%	0.95	0.90	5.52%	6/26/2024	D835V2 SN: 4d117	5/11/2025	20.0	1.030	10.300	9.660	6.63%	0.669	6.690	6.270	6.70%	
				850	38.82	41.50	-6.46%	0.97	0.92	5.53%													
				750	41.82	41.96	-0.34%	0.89	0.89	-0.06%													
SAR 14	6/27/2024	Head	750	660	42.13	42.42	-0.69%	0.86	0.89	-2.92%	6/27/2024	D750V3 SN: 1019	4/13/2025	20.0	0.885	8.850	8.510	4.00%	0.581	5.810	5.590	3.94%	
				800	41.65	41.71	-0.13%	0.91	0.90	1.40%													
				835	41.55	41.50	0.12%	0.92	0.90	2.30%													
SAR 14	6/27/2024	Head	835	805	41.64	41.68	-0.09%	0.91	0.90	1.54%	6/27/2024	D835V2 SN: 4d117	5/11/2025	20.0	1.000	10.000	9.660	3.52%	0.652	6.520	6.270	3.99%	
				850	41.51	41.50	0.02%	0.93	0.92	1.17%													
				750	42.87	41.96	2.16%	0.88	0.89	-0.93%													
SAR 14	6/30/2024	Head	750	660	43.19	42.42	1.81%	0.85	0.89	-3.87%	6/30/2024	D750V3 SN: 1019	4/13/2025	20.0	0.883	8.830	8.510	3.76%	0.585	5.850	5.590	4.65%	
				800	42.71	41.71	2.41%	0.90	0.90	0.83%													
				835	42.64	41.50	2.75%	0.92	0.90	2.01%													
SAR 14	6/30/2024	Head	835	805	42.71	41.68	2.47%	0.91	0.90	1.02%	6/30/2024	D835V2 SN: 4d117	5/11/2025	20.0	0.976	9.760	9.660	1.04%	0.641	6.410	6.270	2.23%	
				850	42.59	41.50	2.63%	0.92	0.92	0.97%													

Liquid Check											System Check												
SAR Lab	Date	Tissue Type	Band (MHz)	Freq. (MHz)	Relative Permittivity (εr)			Conductivity (σ)			Date	Dipole Type & Serial Number	Dipole Cal. Due Date	Input Power (dBm)	Measured results for 1-g SAR				Measured results for 10-g SAR				Plot No.
					Measured	Target	Delta	Measured	Target	Delta					Meas. Zoom Scan	Normalize to 1 W	Target (Ref. Value)	Delta ±10%	Meas. Zoom Scan	Normalize to 1 W	Target (Ref. Value)	Delta ±10%	
SAR 15	5/17/2024	Head	750	750	40.54	41.96	-3.39%	0.90	0.89	0.36%	5/17/2024	D750V3 SN: 1019	4/13/2025	20.0	0.850	8.500	8.510	-0.12%	0.557	5.570	5.590	-0.36%	
				860	40.79	42.42	-3.85%	0.86	0.89	-2.57%													
				800	40.41	41.71	-3.11%	0.91	0.90	1.79%													
SAR 15	5/17/2024	Head	835	835	40.30	41.50	-2.89%	0.92	0.90	2.67%	5/17/2024	D835V2 SN: 4d117	5/11/2025	20.0	1.000	10.000	9.660	3.52%	0.649	6.490	6.270	3.51%	
				805	40.39	41.68	-3.09%	0.91	0.90	1.94%													
				850	40.27	41.50	-2.96%	0.93	0.92	1.57%													
SAR 15	5/21/2024	Head	750	750	41.07	41.96	-2.12%	0.91	0.89	1.56%	5/21/2024	D750V3 SN: 1019	4/13/2025	20.0	0.851	8.510	8.510	0.00%	0.556	5.560	5.590	-0.54%	
				860	41.32	42.42	-2.60%	0.88	0.89	-1.01%													
				800	40.96	41.71	-1.79%	0.92	0.90	3.03%													
SAR 15	5/21/2024	Head	835	835	40.90	41.50	-1.45%	0.94	0.90	4.19%	5/21/2024	D835V2 SN: 4d117	5/11/2025	20.0	1.020	10.200	9.660	5.59%	0.663	6.630	6.270	5.74%	
				805	40.95	41.68	-1.75%	0.93	0.90	3.22%													
				850	40.86	41.50	-1.54%	0.94	0.92	3.02%													
SAR 15	5/23/2024	Head	750	750	44.50	41.96	6.05%	0.86	0.89	-3.59%	5/23/2024	D750V3 SN: 1019	4/13/2025	20.0	0.829	8.290	8.510	-2.59%	0.558	5.580	5.590	-0.18%	
				860	44.94	42.42	5.93%	0.83	0.89	-6.80%													
				800	44.22	41.71	6.03%	0.88	0.90	-1.69%													
SAR 15	5/23/2024	Head	835	835	44.12	41.50	6.31%	0.89	0.90	-0.62%	5/23/2024	D835V2 SN: 4d117	5/11/2025	20.0	1.000	10.000	9.660	3.52%	0.669	6.690	6.270	6.70%	
				805	44.21	41.68	6.07%	0.88	0.90	-1.51%													
				850	44.07	41.50	6.19%	0.90	0.92	-1.68%													
SAR 15	5/26/2024	Head	750	750	44.73	41.96	6.60%	0.87	0.89	-2.48%	5/26/2024	D750V3 SN: 1019	4/13/2025	20.0	0.851	8.510	8.510	0.00%	0.560	5.600	5.590	0.18%	
				860	45.04	42.42	6.17%	0.84	0.89	-5.25%													
				800	44.55	41.71	6.82%	0.89	0.90	-0.97%													
SAR 15	5/26/2024	Head	835	835	44.44	41.50	7.08%	0.90	0.90	0.00%	5/26/2024	D835V2 SN: 4d117	5/11/2025	20.0	0.994	9.940	9.660	2.90%	0.652	6.520	6.270	3.99%	
				805	44.54	41.68	6.86%	0.89	0.90	-0.81%													
				850	44.39	41.50	6.96%	0.90	0.92	-1.11%													
SAR 15	5/29/2024	Head	750	750	43.41	41.96	3.45%	0.86	0.89	-3.21%	5/30/2024	D750V3 SN: 1019	4/13/2025	20.0	0.798	7.980	8.510	-6.23%	0.531	5.310	5.590	-5.01%	61
				860	43.71	42.42	3.03%	0.83	0.89	-6.07%													
				800	43.23	41.71	3.66%	0.88	0.90	-1.75%													
SAR 15	5/29/2024	Head	835	835	43.14	41.50	3.95%	0.89	0.90	-0.73%	5/30/2024	D835V2 SN: 4d117	5/11/2025	20.0	0.975	9.750	9.660	0.93%	0.648	6.480	6.270	3.35%	
				805	43.22	41.68	3.70%	0.88	0.90	-1.61%													
				850	43.08	41.50	3.81%	0.90	0.92	-1.83%													
SAR 15	6/2/2024	Head	750	750	41.44	41.96	-1.24%	0.85	0.89	-5.07%	6/2/2024	D750V3 SN: 1019	4/13/2025	20.0	0.845	8.450	8.510	-0.71%	0.565	5.650	5.590	1.07%	
				860	41.77	42.42	-1.54%	0.85	0.89	-4.33%													
				800	41.25	41.71	-1.09%	0.90	0.90	0.10%													
SAR 15	6/2/2024	Head	835	835	41.16	41.50	-0.82%	0.91	0.90	1.09%	6/2/2024	D835V2 SN: 4d117	5/11/2025	20.0	0.998	9.980	9.660	3.31%	0.665	6.650	6.270	6.06%	
				805	41.24	41.68	-1.05%	0.90	0.90	0.24%													
				850	41.11	41.50	-0.94%	0.91	0.92	-0.05%													
SAR 15	6/4/2024	Head	1750	1750	40.36	40.08	0.69%	1.28	1.37	-6.65%	6/4/2024	D1750V2 SN: 1053	10/13/2024	20.0	3.390	33.900	36.600	-7.38%	1.840	18.400	19.300	-4.66%	
				1695	40.42	40.17	0.62%	1.25	1.34	-6.57%													
				1755	40.36	40.08	0.71%	1.28	1.37	-6.62%													
SAR 15	6/4/2024	Head	1900	1900	40.09	40.00	0.23%	1.36	1.40	-2.57%	6/4/2024	D1900V2 SN: 5d140	4/14/2025	20.0	4.000	40.000	39.400	1.52%	2.110	21.100	20.600	2.43%	
				1850	40.19	40.00	0.47%	1.34	1.40	-4.36%													
				1920	40.07	40.00	0.18%	1.37	1.40	-1.86%													
SAR 15	6/6/2024	Head	750	750	41.27	41.96	-1.65%	0.87	0.89	-2.38%	6/6/2024	D750V3 SN: 1019	4/13/2025	20.0	0.838	8.380	8.510	-1.53%	0.554	5.540	5.590	-0.89%	
				860	41.63	42.42	-1.87%	0.84	0.89	-5.61%													
				800	41.01	41.71	-1.67%	0.89	0.90	-0.63%													
SAR 15	6/6/2024	Head	835	835	40.89	41.50	-1.47%	0.90	0.90	0.51%	6/6/2024	D835V2 SN: 4d117	5/11/2025	20.0	1.010	10.100	9.660	4.55%	0.662	6.620	6.270	5.58%	
				805	41.00	41.68	-1.63%	0.89	0.90	-0.46%													
				850	40.83	41.50	-1.61%	0.91	0.92	-0.57%													
SAR 15	6/9/2024	Head	750	750	41.85	41.96	-0.27%	0.90	0.89	0.34%	6/9/2024	D750V3 SN: 1019	4/13/2025	20.0	0.862	8.620	8.510	1.29%	0.580	5.800	5.590	3.76%	
				860	42.16	42.42	-0.62%	0.87	0.89	-2.27%													
				800	41.65	41.71	-0.13%	0.91	0.90	1.51%													
SAR 15	6/9/2024	Head	835	835	41.60	41.50	0.24%	0.92	0.90	2.20%	6/9/2024	D835V2 SN: 4d117	5/11/2025	20.0	0.992	9.920	9.660	2.69%	0.667	6.670	6.270	6.38%	
				805	41.63	41.68	-0.12%	0.91	0.90	1.60%													
				850	41.58	41.50	0.19%	0.93	0.92	1.10%													
SAR 15	6/9/2024	Head	1750	1750	39.87	40.08	-0.54%	1.30	1.37	-5.26%	6/9/2024	D1750V2 SN: 1053	10/13/2024	20.0	3.510	35.100	36.600	-4.10%	1.910	19.100	19.300	-1.04%	
				1695	39.93	40.17	-0.60%	1.28	1.34	-4.70%													
				1755	39.86	40.08	-0.54%	1.30	1.37	-5.45%													
SAR 15	6/9/2024	Head	1900	1900	41.57	40.00	3.93%	1.33	1.40	-5.07%	6/9/2024	D1900V2 SN: 5d140	4/14/2025	20.0	3.820	38.200	39.400	-3.05%	2.030	20.300	20.600	-1.46%	
				1850	41.63	40.00	4.08%	1.31	1.40	-6.79%													
				1920	41.56	40.00	3.90%	1.34	1.40	-4.43%													
SAR 15	6/13/2024	Head	1750	1750	42.21	40.08	5.30%	1.38	1.37	0.73%	6/13/2024	D1750V2 SN: 1053	10/13/2024	20.0	3.560	35.600	36.600	-2.73%	1.890	18.900	19.300	-2.07%	
				1695	42.17	40.17	4.98%	1.35	1.34	0.90%													
				1780	42.21	40.04	5.42%	1.40	1.39	1.23%													
SAR 15	6/13/2024	Head	1900	1900	41.94	40.00	4.85%	1.49	1.40	6.07%	6/13/2024	D1900V2 SN: 5d140	4/14/2025	15.0	1.290	40.793	39.400	3.54%	0.665	21.029	20.600	2.08%	
				1850	42.05	40.00	5.12%	1.46	1.40	3.93%													
				1920	41.91	40.00	4.77%	1.50	1.40	6.86%													
SAR 15	6/14/2024	Head	750	750	41.68	41.96	-0.67%	0.86	0.89	-3.99%	6/14/2024	D750V3 SN: 1019	4/13/2025	20.0	0.813	8.130	8.510	-4.47%	0.550	5.500	5.590	-1.61%	
				860	42.08	42.42	-0.81%	0.83	0.89	-6.57%													
				800	41.51	41.71	-0.47%	0.87	0.90	-2.77%													

Liquid Check											System Check												
SAR Lab	Date	Tissue Type	Band (MHz)	Freq. (MHz)	Relative Permittivity (εr)			Conductivity (σ)			Date	Dipole Type & Serial Number	Dipole Cal. Due Date	Input Power (dBm)	Measured results for 1-g SAR				Measured results for 10-g SAR				Plot No.
					Measured	Target	Delta	Measured	Target	Delta					Meas. Zoom Scan	Normalize to 1 W	Target (Ref. Value)	Delta ±10%	Meas. Zoom Scan	Normalize to 1 W	Target (Ref. Value)	Delta ±10%	
SAR 15	6/16/2024	Head	1750	1750	42.00	40.08	4.78%	1.44	1.37	5.33%	6/16/2024	D1750V2 SN: 1053	10/13/2024	15.0	1.260	39.845	36.600	8.87%	0.669	21.156	19.300	9.61%	62
				1695	42.10	40.17	4.81%	1.41	1.34	5.31%													
				1780	41.99	40.04	4.87%	1.45	1.39	4.26%													
SAR 15	6/16/2024	Head	1900	1900	37.66	40.00	-5.85%	1.35	1.40	-3.43%	6/16/2024	D1900V2 SN: 5d140	4/14/2025	15.0	1.200	37.947	39.400	-3.69%	0.658	20.808	20.600	1.01%	
				1850	37.75	40.00	-5.63%	1.32	1.40	-5.86%													
				1920	37.61	40.00	-5.98%	1.37	1.40	-2.50%													
SAR 15	6/20/2024	Head	1750	1750	41.81	40.08	4.30%	1.41	1.37	3.00%	6/20/2024	D1750V2 SN: 1053	10/13/2024	20.0	3.560	35.600	36.600	-2.73%	1.900	19.000	19.300	-1.55%	
				1695	41.91	40.17	4.33%	1.37	1.34	2.55%													
				1780	41.77	40.04	4.32%	1.43	1.39	3.18%													
SAR 15	6/20/2024	Head	1900	1900	42.00	40.00	5.00%	1.48	1.40	5.43%	6/20/2024	D1900V2 SN: 5d140	4/14/2025	20.0	3.650	36.500	39.400	-7.36%	1.920	19.200	20.600	-6.80%	63
				1850	42.11	40.00	5.28%	1.44	1.40	3.00%													
				1920	41.96	40.00	4.90%	1.49	1.40	6.36%													
SAR 15	6/21/2024	Head	750	750	39.61	41.96	-5.60%	0.89	0.89	-0.46%	6/21/2024	D750V3 SN: 1019	4/13/2025	20.0	0.845	8.450	8.510	-0.71%	0.570	5.700	5.590	1.97%	
				660	40.01	42.42	-5.69%	0.86	0.89	-3.32%													
				800	39.52	41.71	-5.24%	0.91	0.90	1.00%													
SAR 15	6/21/2024	Head	835	835	39.41	41.50	-5.04%	0.92	0.90	2.26%	6/21/2024	D835V2 SN: 4d117	5/11/2025	20.0	1.020	10.200	9.660	5.59%	0.684	6.840	6.270	9.09%	
				805	39.52	41.68	-5.18%	0.91	0.90	1.20%													
				850	39.33	41.50	-5.23%	0.93	0.92	1.30%													
SAR 15	6/25/2024	Head	750	750	44.11	41.96	5.12%	0.84	0.89	-5.94%	6/25/2024	D750V3 SN: 1019	4/13/2025	20.0	0.810	8.100	8.510	-4.82%	0.548	5.480	5.590	-1.97%	
				660	44.44	42.42	4.75%	0.83	0.89	-6.34%													
				800	43.97	41.71	5.43%	0.86	0.90	-4.12%													
SAR 15	6/25/2024	Head	835	835	43.84	41.50	5.64%	0.96	0.90	6.47%	6/25/2024	D835V2 SN: 4d117	5/11/2025	20.0	1.020	10.200	9.660	5.59%	0.684	6.840	6.270	9.09%	64
				805	43.95	41.68	5.45%	0.95	0.90	5.52%													
				850	43.77	41.50	5.47%	0.96	0.92	5.31%													
SAR 15	6/28/2024	Head	750	750	40.89	41.96	-2.55%	0.86	0.89	-3.70%	6/28/2024	D750V3 SN: 1019	4/13/2025	15.0	0.254	8.032	8.510	-5.61%	0.172	5.439	5.590	-2.70%	
				660	41.16	42.42	-2.98%	0.83	0.89	-6.34%													
				800	40.70	41.71	-2.41%	0.87	0.90	-3.00%													
SAR 15	6/28/2024	Head	835	835	40.72	41.50	-1.88%	0.89	0.90	-1.11%	6/28/2024	D835V2 SN: 4d117	5/11/2025	15.0	0.306	9.677	9.660	0.17%	0.205	6.483	6.270	3.39%	
				805	40.71	41.68	-2.33%	0.88	0.90	-1.93%													
				850	40.67	41.50	-2.00%	0.89	0.92	-2.73%													

Liquid Check											System Check												
SAR Lab	Date	Tissue Type	Band (MHz)	Freq. (MHz)	Relative Permittivity (εr)			Conductivity (σ)			Date	Dipole Type & Serial Number	Dipole Cal. Due Date	Input Power (dBm)	Measured results for 1-g SAR				Measured results for 10-g SAR				Plot No.
					Measured	Target	Delta	Measured	Target	Delta					Meas. Zoom Scan	Normalize to 1 W	Target (Ref. Value)	Delta ±10%	Meas. Zoom Scan	Normalize to 1 W	Target (Ref. Value)	Delta ±10%	
SAR 16	5/31/2024	Head	1750	1750	38.69	40.08	-3.48%	1.38	1.37	0.44%	5/31/2024	D1750V2 SN: 1053	10/13/2024	20.0	3.410	34.100	36.600	-6.83%	1.800	18.000	19.300	-6.74%	
				1695	38.69	40.17	-3.68%	1.35	1.34	0.60%													
				1755	38.69	40.08	-3.46%	1.38	1.37	0.45%													
SAR 16	5/31/2024	Head	1900	1900	38.42	40.00	-3.95%	1.48	1.40	5.86%	5/31/2024	D1900V2 SN: 5d140	4/14/2025	20.0	4.190	41.900	39.400	6.35%	2.160	21.600	20.600	4.85%	65
				1850	38.55	40.00	-3.63%	1.45	1.40	3.64%													
				1920	38.38	40.00	-4.05%	1.49	1.40	6.71%													
SAR 16	6/2/2024	Head	1750	1750	38.28	40.08	-4.50%	1.33	1.37	-2.85%	6/2/2024	D1750V2 SN: 1053	10/13/2024	20.0	3.340	33.400	36.600	-8.74%	1.740	17.400	19.300	-9.84%	66
				1695	38.41	40.17	-4.38%	1.30	1.34	-2.84%													
				1755	38.27	40.08	-4.51%	1.34	1.37	-2.32%													
SAR 16	6/2/2024	Head	1900	1900	38.05	40.00	-4.88%	1.42	1.40	1.29%	6/2/2024	D1900V2 SN: 5d140	4/14/2025	20.0	3.970	39.700	39.400	0.76%	2.050	20.500	20.600	-0.49%	
				1850	38.12	40.00	-4.70%	1.39	1.40	-0.79%													
				1920	38.02	40.00	-4.95%	1.43	1.40	2.07%													
SAR 16	6/5/2024	Head	2450	2450	37.68	39.20	-3.88%	1.82	1.80	0.94%	6/5/2024	D2450V2 SN: 748	2/8/2025	20.0	5.430	54.300	51.700	5.03%	2.520	25.200	24.200	4.13%	
				2400	37.75	39.30	-3.94%	1.78	1.75	1.68%													
				2500	37.61	39.14	-3.90%	1.85	1.85	0.00%													
SAR 16	6/7/2024	Head	2450	2450	37.68	39.20	-3.88%	1.82	1.80	0.94%	5/7/2024	D2450V2 SN: 748	2/8/2025	20.0	5.270	52.700	51.700	1.93%	2.440	24.400	24.200	0.83%	
				2400	37.75	39.30	-3.94%	1.78	1.75	1.68%													
				2500	37.61	39.14	-3.90%	1.85	1.85	0.00%													
SAR 16	6/10/2024	Head	2450	2450	37.39	39.20	-4.62%	1.89	1.80	5.00%	6/10/2024	D2450V2 SN: 748	2/8/2025	20.0	5.430	54.300	51.700	5.03%	2.520	25.200	24.200	4.13%	67
				2400	37.48	39.30	-4.62%	1.85	1.75	5.84%													
				2500	37.32	39.14	-4.64%	1.93	1.85	3.93%													
SAR 16	6/13/2024	Head	2450	2450	38.78	39.20	-1.07%	1.85	1.80	2.83%	6/13/2024	D2450V2 SN: 748	2/8/2025	20.0	5.390	53.900	51.700	4.26%	2.500	25.000	24.200	3.31%	
				2400	38.88	39.30	-1.06%	1.81	1.75	3.45%													
				2500	38.69	39.14	-1.14%	1.89	1.85	1.83%													
SAR 16	6/17/2024	Head	2450	2450	38.89	39.20	-0.79%	1.78	1.80	-1.33%	6/17/2024	D2450V2 SN: 748	2/8/2025	20.0	5.290	52.900	51.700	2.32%	2.460	24.600	24.200	1.65%	
				2400	38.95	39.30	-0.88%	1.74	1.75	-0.61%													
				2500	38.83	39.14	-0.78%	1.81	1.85	-2.43%													
SAR 16	6/18/2024	Head	2600	2600	41.31	39.01	5.89%	2.02	1.96	3.15%	6/18/2024	D2600V2 SN: 1036	4/11/2025	20.0	5.540	55.400	55.400	0.00%	2.490	24.900	24.900	0.00%	68
				2495	41.51	39.14	6.05%	1.94	1.85	4.73%													
				2690	41.10	38.90	5.66%	2.10	2.06	2.11%													
SAR 16	6/28/2024	Head	2450	2450	38.49	39.20	-1.81%	1.78	1.80	-1.11%	6/28/2024	D2450V2 SN: 748	2/8/2025	15.0	1.660	52.494	51.700	1.54%	0.770	24.350	24.200	0.62%	
				2400	38.58	39.30	-1.82%	1.74	1.75	-0.44%													
				2500	38.41	39.14	-1.86%	1.82	1.85	-2.05%													
SAR 16	6/30/2024	Head	2450	2450	37.26	39.20	-4.95%	1.84	1.80	2.17%	6/30/2024	D2450V2 SN: 748	2/8/2025	20.0	5.350	53.500	51.700	3.48%	2.480	24.800	24.200	2.48%	
				2400	37.34	39.30	-4.98%	1.80	1.75	2.87%													
				2500	37.18	39.14	-5.00%	1.88	1.85	1.24%													

Liquid Check										System Check													
SAR Lab	Date	Tissue Type	Band (MHz)	Freq. (MHz)	Relative Permittivity (εr)			Conductivity (σ)			Date	Dipole Type & Serial Number	Dipole Cal. Due Date	Input Power (dBm)	Measured results for 1-g SAR				Measured results for 10-g SAR				Plot No.
					Measured	Target	Delta	Measured	Target	Delta					Meas. Zoom Scan	Normalize to 1 W	Target (Ref. Value)	Delta ±10%	Meas. Zoom Scan	Normalize to 1 W	Target (Ref. Value)	Delta ±10%	
SAR 17	5/20/2024	Head	750	750	42.53	41.96	1.35%	0.88	0.89	-1.54%	5/20/2024	D750V3 SN: 1019	4/13/2025	20.0	0.874	8.740	8.510	2.70%	0.575	5.750	5.590	2.86%	
				860	42.78	42.42	0.84%	0.85	0.89	-4.15%													
				800	42.40	41.71	1.67%	0.90	0.90	-0.05%													
SAR 17	5/20/2024	Head	835	835	42.34	41.50	2.02%	0.91	0.90	1.14%	5/20/2024	D835V2 SN: 4d117	5/11/2025	20.0	0.954	9.540	9.660	-1.24%	0.623	6.230	6.270	-0.64%	
				805	42.40	41.68	1.73%	0.90	0.90	0.16%													
				850	42.30	41.50	1.93%	0.92	0.92	0.02%													
SAR 17	5/23/2024	Head	750	750	42.75	41.96	1.88%	0.92	0.89	3.32%	5/23/2024	D750V3 SN: 1019	4/13/2025	20.0	0.906	9.060	8.510	6.46%	0.596	5.960	5.590	6.62%	
				860	43.19	42.42	1.81%	0.89	0.89	0.07%													
				800	42.43	41.71	1.74%	0.95	0.90	5.38%													
SAR 17	5/23/2024	Head	835	835	40.30	41.50	-2.89%	0.93	0.90	3.51%	5/23/2024	D835V2 SN: 4d117	5/11/2025	20.0	1.030	10.300	9.660	6.63%	0.670	6.700	6.270	6.86%	
				805	40.39	41.68	-3.09%	0.92	0.90	2.60%													
				850	40.25	41.50	-3.01%	0.94	0.92	2.40%													
SAR 17	5/26/2024	Head	750	750	40.13	41.96	-4.36%	0.88	0.89	-1.25%	5/26/2024	D750V3 SN: 1019	4/13/2025	20.0	0.864	8.640	8.510	1.53%	0.569	5.690	5.590	1.79%	
				860	40.45	42.42	-4.65%	0.85	0.89	-4.18%													
				800	39.95	41.71	-4.21%	0.90	0.90	0.33%													
SAR 17	5/26/2024	Head	835	835	39.85	41.50	-3.98%	0.91	0.90	1.38%	5/26/2024	D835V2 SN: 4d117	5/11/2025	20.0	1.030	10.300	9.660	6.63%	0.671	6.710	6.270	7.02%	
				805	39.94	41.68	-4.17%	0.90	0.90	0.49%													
				850	39.81	41.50	-4.07%	0.92	0.92	0.28%													
SAR 17	5/30/2024	Head	750	750	40.67	41.96	-3.08%	0.89	0.89	-0.89%	5/30/2024	D750V3 SN: 1019	4/13/2025	20.0	0.882	8.820	8.510	3.64%	0.577	5.770	5.590	3.22%	
				860	40.97	42.42	-3.43%	0.85	0.89	-3.63%													
				800	40.48	41.71	-2.94%	0.90	0.90	0.62%													
SAR 17	5/30/2024	Head	835	835	40.39	41.50	-2.67%	0.91	0.90	1.54%	5/30/2024	D835V2 SN: 4d117	5/11/2025	20.0	1.030	10.300	9.660	6.63%	0.670	6.700	6.270	6.86%	
				805	40.47	41.68	-2.90%	0.90	0.90	0.77%													
				850	40.34	41.50	-2.80%	0.92	0.92	0.42%													
SAR 17	6/2/2024	Head	750	750	42.71	41.96	1.78%	0.89	0.89	-0.33%	6/2/2024	D750V3 SN: 1019	4/13/2025	20.0	0.915	9.150	8.510	7.52%	0.595	5.950	5.590	6.44%	
				860	43.04	42.42	1.45%	0.86	0.89	-3.35%													
				800	42.53	41.71	1.98%	0.91	0.90	1.30%													
SAR 17	6/2/2024	Head	835	835	42.42	41.50	2.22%	0.92	0.90	2.34%	6/2/2024	D835V2 SN: 4d117	5/11/2025	20.0	1.040	10.400	9.660	7.66%	0.676	6.760	6.270	7.81%	
				805	42.52	41.68	2.02%	0.91	0.90	1.47%													
				850	42.37	41.50	2.10%	0.93	0.92	1.21%													
SAR 17	6/4/2024	Head	1750	1750	40.97	40.08	2.21%	1.36	1.37	-0.73%	6/4/2024	D1750V2 SN: 1053	10/13/2024	20.0	3.730	37.300	36.600	1.91%	1.980	19.800	19.300	2.59%	
				1695	41.06	40.17	2.22%	1.33	1.34	-0.52%													
				1755	40.96	40.08	2.20%	1.36	1.37	-0.71%													
SAR 17	6/4/2024	Head	1900	1900	40.71	40.00	1.78%	1.45	1.40	3.79%	6/4/2024	D1900V2 SN: 5d140	4/14/2025	20.0	4.160	41.600	39.400	5.58%	2.150	21.500	20.600	4.37%	
				1850	40.83	40.00	2.08%	1.42	1.40	1.57%													
				1920	40.67	40.00	1.68%	1.47	1.40	4.79%													
SAR 17	6/6/2024	Head	750	750	42.65	41.96	1.64%	0.92	0.89	3.53%	6/6/2024	D750V3 SN: 1019	4/13/2025	20.0	0.920	9.200	8.510	8.11%	0.604	6.040	5.590	8.05%	69
				860	42.95	42.42	1.24%	0.89	0.89	0.68%													
				800	42.46	41.71	1.81%	0.94	0.90	5.14%													
SAR 17	6/6/2024	Head	835	835	42.36	41.50	2.07%	0.96	0.90	6.18%	6/6/2024	D835V2 SN: 4d002	11/7/2024	20.0	1.060	10.600	9.690	9.39%	0.688	6.880	6.330	8.69%	70
				805	42.45	41.68	1.85%	0.94	0.90	5.29%													
				850	42.31	41.50	1.95%	0.96	0.92	5.02%													
SAR 17	6/9/2024	Head	750	750	44.56	41.96	6.19%	0.88	0.89	-1.72%	6/9/2024	D750V3 SN: 1019	4/13/2025	20.0	0.904	9.040	8.510	6.23%	0.595	5.950	5.590	6.44%	
				860	44.88	42.42	5.79%	0.84	0.89	-4.80%													
				800	44.36	41.71	6.37%	0.89	0.90	-0.27%													
SAR 17	6/9/2024	Head	835	835	44.31	41.50	6.77%	0.91	0.90	0.62%	6/9/2024	D835V2 SN: 4d117	5/11/2025	20.0	1.050	10.500	9.660	8.70%	0.683	6.830	6.270	8.93%	
				805	44.34	41.68	6.38%	0.90	0.90	-0.15%													
				850	44.30	41.50	6.75%	0.91	0.92	-0.36%													

Liquid Check										System Check													
SAR Lab	Date	Tissue Type	Band (MHz)	Freq. (MHz)	Relative Permittivity (εr)			Conductivity (σ)			Date	Dipole Type & Serial Number	Dipole Cal. Due Date	Input Power (dBm)	Measured results for 1-g SAR				Measured results for 10-g SAR				Plot No.
					Measured	Target	Delta	Measured	Target	Delta					Meas. Zoom Scan	Normalize to 1 W	Target (Ref. Value)	Delta ±10%	Meas. Zoom Scan	Normalize to 1 W	Target (Ref. Value)	Delta ±10%	
SAR 17	6/10/2024	Head	1750	1750	38.18	40.08	-4.75%	1.45	1.37	5.92%	6/10/2024	D1750V2 SN: 1053	10/13/2024	20.0	3.970	39.700	36.600	8.47%	2.110	21.100	19.300	9.33%	71
				1695	38.32	40.17	-4.60%	1.42	1.34	6.13%													
				1755	38.17	40.08	-4.76%	1.45	1.37	5.70%													
SAR 17	6/11/2024	Head	1900	1900	38.09	40.00	-4.77%	1.45	1.40	3.64%	6/11/2024	D1900V2 SN: 5d140	4/14/2025	20.0	4.320	43.200	39.400	9.64%	2.230	22.300	20.600	8.25%	
				1850	38.15	40.00	-4.63%	1.42	1.40	1.64%													
				1920	38.08	40.00	-4.80%	1.46	1.40	4.36%													
SAR 17	6/13/2024	Head	1750	1750	40.15	40.08	0.16%	1.36	1.37	-0.73%	6/13/2024	D1750V2 SN: 1053	10/13/2024	20.0	3.630	36.300	36.600	-0.82%	1.920	19.200	19.300	-0.52%	
				1695	40.12	40.17	-0.12%	1.33	1.34	-0.67%													
				1780	40.15	40.04	0.28%	1.38	1.39	-0.35%													
SAR 17	6/13/2024	Head	1900	1900	39.87	40.00	-0.33%	1.46	1.40	4.43%	6/13/2024	D1900V2 SN: 5d140	4/14/2025	20.0	4.200	42.000	39.400	6.60%	2.170	21.700	20.600	5.34%	
				1850	39.98	40.00	-0.05%	1.43	1.40	2.36%													
				1920	39.84	40.00	-0.40%	1.47	1.40	5.29%													
SAR 17	6/16/2024	Head	1750	1750	38.09	40.08	-4.98%	1.42	1.37	4.02%	6/16/2024	D1750V2 SN: 1053	10/13/2024	15.0	1.240	39.212	36.600	7.14%	0.659	20.839	19.300	7.98%	
				1695	38.19	40.17	-4.93%	1.40	1.34	4.26%													
				1780	38.08	40.04	-4.89%	1.43	1.39	2.97%													
SAR 17	6/16/2024	Head	1900	1900	37.75	40.00	-5.63%	1.47	1.40	4.71%	6/16/2024	D1900V2 SN: 5d140	4/14/2025	15.0	1.370	43.323	39.400	9.96%	0.711	22.484	20.600	9.14%	72
				1850	37.79	40.00	-5.53%	1.44	1.40	2.50%													
				1920	37.72	40.00	-5.70%	1.48	1.40	5.71%													
SAR 17	6/18/2024	Head	2600	2600	36.58	39.01	-6.23%	1.98	1.96	0.91%	6/18/2024	D2600V2 SN: 1036	4/11/2025	20.0	5.800	58.000	55.400	4.69%	2.610	26.100	24.900	4.82%	73
				2495	36.77	39.14	-6.06%	1.90	1.85	2.78%													
				2690	36.38	38.90	-6.47%	2.05	2.06	-0.46%													
SAR 17	6/20/2024	Head	1750	1750	40.03	40.08	-0.14%	1.37	1.37	-0.22%	6/20/2024	D1750V2 SN: 1053	10/13/2024	20.0	3.640	36.400	36.600	-0.55%	1.930	19.300	19.300	0.00%	
				1695	40.08	40.17	-0.22%	1.33	1.34	-0.59%													
				1780	40.02	40.04	-0.05%	1.36	1.39	-1.65%													
SAR 17	6/20/2024	Head	1900	1900	39.78	40.00	-0.55%	1.45	1.40	3.57%	6/20/2024	D1900V2 SN: 5d140	4/14/2025	20.0	4.240	42.400	39.400	7.61%	2.200	22.000	20.600	6.80%	
				1850	39.86	40.00	-0.35%	1.42	1.40	1.57%													
				1920	39.75	40.00	-0.63%	1.46	1.40	4.43%													
SAR 17	6/21/2024	Head	750	750	39.21	41.96	-6.56%	0.92	0.89	2.45%	6/21/2024	D750V3 SN: 1019	4/13/2025	20.0	0.909	9.090	8.510	6.82%	0.597	5.970	5.590	6.80%	
				660	39.61	42.42	-6.63%	0.88	0.89	-0.53%													
				800	39.12	41.71	-6.20%	0.93	0.90	3.99%													
SAR 17	6/21/2024	Head	835	835	38.99	41.50	-6.05%	0.95	0.90	5.40%	6/21/2024	D835V2 SN: 4d117	5/11/2025	20.0	1.060	10.600	9.660	9.73%	0.688	6.880	6.270	9.73%	
				805	39.11	41.68	-6.16%	0.94	0.90	4.20%													
				850	38.91	41.50	-6.24%	0.95	0.92	4.32%													
SAR 17	6/23/2024	Head	750	750	39.88	41.96	-4.96%	0.90	0.89	1.28%	6/23/2024	D750V3 SN: 1071	11/7/2024	20.0	0.897	8.970	8.490	5.65%	0.594	5.940	5.570	6.64%	74
				660	40.21	42.42	-5.22%	0.87	0.89	-1.56%													
				800	39.66	41.71	-4.90%	0.92	0.90	2.93%													
SAR 17	6/23/2024	Head	835	835	39.60	41.50	-4.58%	0.94	0.90	3.98%	6/23/2024	D835V2 SN: 4d117	5/11/2025	20.0	1.040	10.400	9.660	7.66%	0.681	6.810	6.270	8.61%	
				805	39.65	41.68	-4.87%	0.93	0.90	3.10%													
				850	39.55	41.50	-4.70%	0.94	0.92	2.86%													
SAR 17	6/27/2024	Head	750	750	40.09	41.96	-4.46%	0.91	0.89	1.60%	6/27/2024	D750V3 SN: 1019	4/13/2025	20.0	0.876	8.760	8.510	2.94%	0.573	5.730	5.590	2.50%	
				660	40.40	42.42	-4.77%	0.88	0.89	-1.17%													
				800	39.94	41.71	-4.23%	0.91	0.90	1.17%													
SAR 17	6/27/2024	Head	835	835	39.83	41.50	-4.02%	0.93	0.90	3.88%	6/27/2024	D835V2 SN: 4d117	5/11/2025	20.0	1.030	10.300	9.660	6.63%	0.670	6.700	6.270	6.86%	
				805	39.93	41.68	-4.20%	0.93	0.90	3.16%													
				850	39.79	41.50	-4.12%	0.94	0.92	2.72%													
SAR 17	6/30/2024	Head	750	750	39.90	41.96	-4.91%	0.91	0.89	1.70%	6/30/2024	D750V3 SN: 1019	4/13/2025	20.0	0.895	8.950	8.510	5.17%	0.586	5.860	5.590	4.83%	
				660	40.23	42.42	-5.17%	0.88	0.89	-1.09%													
				800	39.73	41.71	-4.74%	0.93	0.90	3.39%													
SAR 17	6/30/2024	Head	835	835	39.67	41.50	-4.41%	0.94	0.90	4.89%	6/30/2024	D835V2 SN: 4d117	5/11/2025	20.0	1.060	10.600	9.660	9.73%	0.689	6.890	6.270	9.89%	75
				805	39.73	41.68	-4.68%	0.93	0.90	3.55%													
				850	39.62	41.50	-4.53%	0.96	0.92	4.59%													

Liquid Check											System Check												
SAR Lab	Date	Tissue Type	Band (MHz)	Freq. (MHz)	Relative Permittivity (εr)			Conductivity (σ)			Date	Dipole Type & Serial Number	Dipole Cal. Due Date	Input Power (dBm)	Measured results for 1-g SAR				Measured results for 10-g SAR				Plot No.
					Measured	Target	Delta	Measured	Target	Delta					Meas. Zoom Scan	Normalize to 1 W	Target (Ref. Value)	Delta ±10%	Meas. Zoom Scan	Normalize to 1 W	Target (Ref. Value)	Delta ±10%	
SAR 18	5/24/2024	Head	1750	1750	40.71	40.08	1.56%	1.32	1.37	-3.29%	5/25/2024	D1750V2 SN: 1053	10/13/2024	20.0	3.750	37.500	36.600	2.46%	2.010	20.100	19.300	4.15%	
				1695	40.66	40.17	1.22%	1.29	1.34	-3.66%													
				1755	40.72	40.08	1.60%	1.33	1.37	-3.19%													
SAR 18	5/24/2024	Head	1900	1900	40.49	40.00	1.23%	1.42	1.40	1.29%	5/25/2024	D1900V2 SN: 5d140	4/14/2025	20.0	4.220	42.200	39.400	7.11%	2.210	22.100	20.600	7.28%	
				1850	40.54	40.00	1.35%	1.39	1.40	-0.57%													
				1920	40.42	40.00	1.05%	1.43	1.40	2.21%													
SAR 18	5/27/2024	Head	1750	1750	41.43	40.08	3.36%	1.30	1.37	-5.26%	5/27/2024	D1750V2 SN: 1053	10/13/2024	20.0	3.640	36.400	36.600	-0.55%	1.960	19.600	19.300	1.55%	
				1695	41.43	40.17	3.14%	1.27	1.34	-5.15%													
				1755	41.43	40.08	3.36%	1.30	1.37	-5.23%													
SAR 18	5/27/2024	Head	1900	1900	41.29	40.00	3.23%	1.39	1.40	-0.43%	5/27/2024	D1900V2 SN: 5d163	10/19/2024	20.0	4.220	42.200	39.700	6.30%	2.230	22.300	20.800	7.21%	76
				1850	41.34	40.00	3.35%	1.36	1.40	-2.64%													
				1920	41.27	40.00	3.18%	1.41	1.40	0.57%													
SAR 18	5/30/2024	Head	1750	1750	41.80	40.08	4.28%	1.29	1.37	-5.77%	5/30/2024	D1750V2 SN: 1053	10/13/2024	20.0	3.670	36.700	36.600	0.27%	1.980	19.800	19.300	2.59%	
				1695	41.84	40.17	4.16%	1.27	1.34	-5.30%													
				1755	41.80	40.08	4.30%	1.29	1.37	-5.82%													
SAR 18	5/30/2024	Head	1900	1900	41.65	40.00	4.13%	1.39	1.40	-0.64%	5/30/2024	D1900V2 SN: 5d140	4/14/2025	20.0	4.260	42.600	39.400	8.12%	2.230	22.300	20.600	8.25%	
				1850	41.77	40.00	4.43%	1.36	1.40	-2.93%													
				1920	41.61	40.00	4.03%	1.40	1.40	0.21%													
SAR 18	6/2/2024	Head	1750	1750	39.87	40.08	-0.54%	1.35	1.37	-1.31%	6/2/2024	D1750V2 SN: 1053	10/13/2024	20.0	3.830	38.300	36.600	4.64%	2.050	20.500	19.300	6.22%	77
				1695	39.92	40.17	-0.62%	1.32	1.34	-1.34%													
				1755	39.87	40.08	-0.52%	1.35	1.37	-1.30%													
SAR 18	6/2/2024	Head	1900	1900	39.57	40.00	-1.08%	1.44	1.40	3.00%	6/2/2024	D1900V2 SN: 5d140	4/14/2025	20.0	4.170	41.700	39.400	5.84%	2.160	21.600	20.600	4.85%	
				1850	39.68	40.00	-0.80%	1.42	1.40	1.07%													
				1920	39.54	40.00	-1.15%	1.45	1.40	3.79%													
SAR 18	6/6/2024	Head	1750	1750	39.36	40.08	-1.81%	1.36	1.37	-0.80%	6/6/2024	D1750V2 SN: 1053	10/13/2024	20.0	3.720	37.200	36.600	1.64%	1.980	19.800	19.300	2.59%	
				1695	39.49	40.17	-1.69%	1.33	1.34	-0.44%													
				1755	39.35	40.08	-1.81%	1.36	1.37	-0.86%													
SAR 18	6/6/2024	Head	1900	1900	39.27	40.00	-1.82%	1.45	1.40	3.57%	6/6/2024	D1900V2 SN: 5d140	4/14/2025	20.0	4.270	42.700	39.400	8.38%	2.210	22.100	20.600	7.28%	
				1850	39.34	40.00	-1.65%	1.41	1.40	0.64%													
				1920	39.20	40.00	-2.00%	1.46	1.40	4.57%													
SAR 18	6/6/2024	Head	2450	2450	38.37	39.20	-2.12%	1.82	1.80	1.33%	6/6/2024	D2450V2 SN: 748	2/8/2025	20.0	5.250	52.500	51.700	1.55%	2.460	24.600	24.200	1.65%	
				2400	38.45	39.30	-2.15%	1.79	1.75	2.02%													
				2500	38.30	39.14	-2.14%	1.87	1.85	0.64%													
SAR 18	6/9/2023	Head	1750	1750	40.86	40.08	1.93%	1.29	1.37	-5.91%	6/9/2024	D1750V2 SN: 1053	10/13/2024	20.0	3.710	37.100	36.600	1.37%	2.020	20.200	19.300	4.66%	
				1695	40.93	40.17	1.89%	1.26	1.34	-5.60%													
				1755	40.86	40.08	1.95%	1.29	1.37	-5.96%													
SAR 18	6/9/2023	Head	1900	1900	40.69	40.00	1.72%	1.38	1.40	-1.46%	6/9/2024	D1900V2 SN: 5d140	4/14/2025	20.0	4.210	42.100	39.400	6.85%	2.230	22.300	20.600	8.25%	
				1850	40.79	40.00	1.98%	1.35	1.40	-3.64%													
				1920	40.64	40.00	1.60%	1.38	1.40	-1.50%													
SAR 18	6/9/2023	Head	2450	2450	39.91	39.20	1.81%	1.73	1.80	-4.17%	6/9/2024	D2450V2 SN: 748	2/8/2025	20.0	5.470	54.700	51.700	5.80%	2.590	25.900	24.200	7.02%	
				2400	39.96	39.30	1.69%	1.69	1.75	-3.41%													
				2500	39.86	39.14	1.85%	1.76	1.85	-4.91%													
SAR 18	6/13/2024	Head	1750	1750	40.82	40.08	1.83%	1.31	1.37	-4.31%	6/13/2024	D1750V2 SN: 1053	10/13/2024	20.0	3.600	36.000	36.600	-1.64%	1.920	19.200	19.300	-0.52%	
				1695	40.78	40.17	1.52%	1.28	1.34	-4.18%													
				1780	40.82	40.04	1.95%	1.33	1.39	-3.82%													
SAR 18	6/13/2024	Head	1900	1900	40.56	40.00	1.40%	1.41	1.40	0.66%	6/13/2024	D1900V2 SN: 5d140	4/14/2025	20.0	4.160	41.600	39.400	5.58%	2.170	21.700	20.600	5.34%	
				1850	40.66	40.00	1.65%	1.38	1.40	-1.14%													
				1920	40.53	40.00	1.33%	1.42	1.40	1.71%													
SAR 18	6/13/2024	Head	2450	2450	39.73	39.20	1.35%	1.79	1.80	-0.61%	6/13/2024	D2450V2 SN: 748	2/8/2025	20.0	5.170	51.700	51.700	0.00%	2.420	24.200	24.200	0.00%	
				2400	39.81	39.30	1.31%	1.75	1.75	-0.09%													
				2500	39.62	39.14	1.23%	1.83	1.85	-1.46%													
SAR 18	6/17/2024	Head	1900	1900	40.00	40.00	0.00%	1.34	1.40	-4.50%	6/17/2024	D1900V2 SN: 5d140	4/14/2025	20.0	3.990	39.900	39.400	1.27%	2.110	21.100	20.600	2.43%	
				1850	40.06	40.00	0.15%	1.31	1.40	-6.64%													
				1920	39.97	40.00	-0.08%	1.35	1.40	-3.64%													
SAR 18	6/17/2024	Head	2450	2450	39.26	39.20	0.15%	1.69	1.80	-5.94%	6/17/2024	D2450V2 SN: 748	2/8/2025	20.0	5.250	52.500	51.700	1.55%	2.490	24.900	24.200	2.89%	
				2400	39.31	39.30	0.03%	1.66	1.75	-5.23%													
				2500	39.20	39.14	0.16%	1.73	1.85	-6.96%													
SAR 18	6/18/2024	Head	2600	2600	38.81	39.01	-0.51%	1.95	1.96	-0.77%	6/18/2024	D2600V2 SN: 1036	4/11/2025	20.0	5.860	58.600	55.400	5.78%	2.670	26.700	24.900	7.23%	78
				2495	38.99	39.14	-0.39%	1.86	1.85	0.78%													
				2690	38.65	38.90	-0.64%	2.02	2.06	-1.77%													

Liquid Check										System Check													
SAR Lab	Date	Tissue Type	Band (MHz)	Freq. (MHz)	Relative Permittivity (εr)			Conductivity (σ)			Date	Dipole Type & Serial Number	Dipole Cal. Due Date	Input Power (dBm)	Measured results for 1-g SAR				Measured results for 10-g SAR				Plot No.
					Measured	Target	Delta	Measured	Target	Delta					Meas. Zoom Scan	Normalize to 1 W	Target (Ref. Value)	Delta ±10%	Meas. Zoom Scan	Normalize to 1 W	Target (Ref. Value)	Delta ±10%	
SAR 18	6/20/2024	Head	1750	1750	39.51	40.08	-1.43%	1.29	1.37	-5.77%	6/20/2024	D1750V2 SN: 1053	10/13/2024	20.0	3.680	36.800	36.600	0.55%	1.970	19.700	19.300	2.07%	
				1695	39.58	40.17	-1.47%	1.26	1.34	-5.75%													
				1780	39.47	40.04	-1.42%	1.31	1.39	-5.69%													
SAR 18	6/20/2024	Head	1900	1900	39.30	40.00	-1.75%	1.37	1.40	-1.93%	6/20/2024	D1900V2 SN: 5d140	4/14/2025	20.0	4.270	42.700	39.400	8.38%	2.250	22.500	20.600	9.22%	
				1850	39.36	40.00	-1.60%	1.35	1.40	-3.86%													
				1920	39.27	40.00	-1.82%	1.39	1.40	-1.00%													
SAR 18	6/20/2024	Head	2450	2450	38.65	39.20	-1.66%	1.73	1.80	-4.17%	6/20/2024	D2450V2 SN: 748	2/8/2025	20.0	5.370	53.700	51.700	3.87%	2.540	25.400	24.200	4.96%	
				2500	38.49	39.14	-1.65%	1.76	1.85	-5.02%													
				1750	42.57	40.08	6.20%	1.30	1.37	-5.40%													
SAR 18	6/23/2024	Head	1750	1695	42.63	40.17	6.13%	1.26	1.34	-5.53%	6/23/2024	D1750V2 SN: 1053	10/13/2024	20.0	3.750	37.500	36.600	2.46%	2.020	20.200	19.300	4.66%	
				1780	42.57	40.04	6.32%	1.30	1.39	-6.34%													
				1900	42.31	40.00	5.76%	1.38	1.40	-1.79%													
SAR 18	6/23/2024	Head	1900	1850	42.37	40.00	5.92%	1.35	1.40	-3.43%	6/23/2024	D1900V2 SN: 5d140	4/14/2025	20.0	4.260	42.600	39.400	8.12%	2.250	22.500	20.600	9.22%	
				1920	42.30	40.00	5.74%	1.39	1.40	-1.00%													
				2450	41.59	39.20	6.10%	1.76	1.80	-2.50%													
SAR 18	6/23/2024	Head	2450	2400	41.67	39.30	6.04%	1.72	1.75	-1.98%	6/23/2024	D2450V2 SN: 748	2/8/2025	20.0	5.470	54.700	51.700	5.80%	2.600	26.000	24.200	7.44%	79
				2500	41.53	39.14	6.11%	1.79	1.85	-3.35%													
				1750	42.00	40.08	4.78%	1.35	1.37	-1.39%													
SAR 18	6/27/2024	Head	1750	1695	42.06	40.17	4.71%	1.32	1.34	-1.34%	6/27/2024	D1750V2 SN: 1053	10/13/2024	15.0	1.130	35.734	36.600	-2.37%	0.603	19.069	19.300	-1.20%	
				1780	41.97	40.04	4.82%	1.37	1.39	-1.15%													
				1900	41.76	40.00	4.40%	1.44	1.40	2.86%													
SAR 18	6/27/2024	Head	1900	1850	41.84	40.00	4.60%	1.41	1.40	0.71%	6/27/2024	D1900V2 SN: 5d140	4/14/2025	15.0	1.350	42.691	39.400	8.35%	0.700	22.136	20.600	7.46%	
				1920	41.74	40.00	4.35%	1.46	1.40	4.29%													
				2450	41.05	39.20	4.72%	1.82	1.80	1.11%													
SAR 18	6/27/2024	Head	2450	2400	41.13	39.30	4.67%	1.78	1.75	1.62%	6/27/2024	D2450V2 SN: 748	2/8/2025	20.0	5.430	54.300	51.700	5.03%	2.530	25.300	24.200	4.55%	
				2500	40.96	39.14	4.66%	1.86	1.85	0.32%													
				1750	41.45	40.08	3.41%	1.30	1.37	-5.18%													
SAR 18	6/30/2024	Head	1750	1695	41.51	40.17	3.34%	1.27	1.34	-5.30%	6/30/2024	D1750V2 SN: 1053	10/13/2024	20.0	3.700	37.000	36.600	1.09%	2.000	20.000	19.300	3.63%	
				1780	41.44	40.04	3.50%	1.30	1.39	-6.13%													
				1900	41.16	40.00	2.90%	1.38	1.40	-1.21%													
SAR 18	6/30/2024	Head	1900	1850	41.24	40.00	3.10%	1.36	1.40	-2.93%	6/30/2024	D1900V2 SN: 5d140	4/14/2025	20.0	4.150	41.500	39.400	5.33%	2.200	22.000	20.600	6.80%	
				1920	41.14	40.00	2.85%	1.39	1.40	-0.50%													
				2450	40.42	39.20	3.11%	1.77	1.80	-1.78%													
SAR 18	6/30/2024	Head	2450	2400	40.49	39.30	3.04%	1.73	1.75	-1.24%	6/30/2024	D2450V2 SN: 748	2/8/2025	20.0	5.340	53.400	51.700	3.29%	2.540	25.400	24.200	4.96%	
				2500	40.34	39.14	3.07%	1.81	1.85	-2.48%													

Liquid Check										System Check																					
SAR Lab	Date	Tissue Type	Band (MHz)	Freq. (MHz)	Relative Permittivity (ε _r)			Conductivity (σ)			Date	Dipole Type & Serial Number	Dipole Cal. Due Date	Input Power (dBm)	Measured results for 1-g SAR				Measured results for 8-g SAR				Measured results for 10-g SAR				Measured results for APD 4 cm ²				Plot No.
					Measured	Target	Delta	Measured	Target	Delta					Meas. Zoom Scan	Normalize to 1 W	Target (Ref. Value)	Delta ±10%	Meas. Zoom Scan	Normalize to 1 W	Target (Ref. Value)	Delta ±10%	Meas. Zoom Scan	Normalize to 1 W	Target (Ref. Value)	Delta ±10%	Meas. Zoom Scan	Normalize to 1 W	Target (Ref. Value)	Delta ±10%	
SAR2	5/15/2024	Head	6500	6500	34.30	34.50	-0.58%	5.99	6.07	-1.27%	5/17/2024	D6.5GHV2 SN 1033	3/15/2025	15.4	10.500	305.625	288.000	6.12%	2.370	68.984	64.700	6.62%	1.950	56.759	53.100	6.89%	47.500	1382.591	1300.000	6.35%	
				5900	35.32	35.20	0.34%	5.52	5.38	2.57%					30.800	308.000	288.000	6.94%	7.060	70.600	64.700	9.12%	5.800	58.000	53.100	9.23%	141.000	1410.000	1300.000	8.46%	
				7200	33.21	33.70	-1.45%	6.93	6.89	0.54%																					
SAR2	5/28/2024	Head	6500	6500	34.89	34.50	1.13%	5.88	6.07	-3.06%	5/28/2024	D6.5GHV2 SN 1033	3/15/2025	20.0	10.500	305.625	288.000	6.12%	2.370	68.984	64.700	6.62%	1.950	56.759	53.100	6.89%	47.500	1382.591	1300.000	6.35%	
				5900	35.71	35.20	1.45%	5.21	5.38	-3.14%					30.800	308.000	288.000	6.94%	7.060	70.600	64.700	9.12%	5.800	58.000	53.100	9.23%	141.000	1410.000	1300.000	8.46%	
				7200	33.70	33.70	0.00%	6.62	6.89	-3.99%																					
SAR2	5/30/2024	Head	6500	6500	34.07	34.50	-1.25%	5.75	6.07	-5.27%	5/30/2024	D6.5GHV2 SN 1033	3/15/2025	17.0	15.200	303.260	288.000	5.31%	3.450	68.837	64.700	6.39%	2.830	56.466	53.100	6.34%	69.000	1376.731	1300.000	5.90%	
				5900	34.76	35.20	-1.25%	5.10	5.38	-5.20%					30.260	303.260	288.000	5.31%	3.450	68.837	64.700	6.39%	2.830	56.466	53.100	6.34%	69.000	1376.731	1300.000	5.90%	
				7200	33.00	33.70	-2.09%	6.56	6.89	-4.79%																					
SAR2	6/2/2024	Head	6500	6500	33.70	34.50	-2.32%	5.72	6.07	-5.83%	6/2/2024	D6.5GHV2 SN 1033	3/15/2025	19.0	24.600	309.696	288.000	7.53%	5.620	70.752	64.700	9.39%	4.630	58.288	53.100	9.77%	112.000	1409.996	1300.000	8.46%	82
				5900	34.73	35.20	-1.34%	5.00	5.38	-6.99%					24.600	309.696	288.000	7.53%	5.620	70.752	64.700	9.39%	4.630	58.288	53.100	9.77%	112.000	1409.996	1300.000	8.46%	
				7200	33.68	33.70	-0.03%	6.42	6.89	-6.89%																					
SAR2	6/6/2024	Head	6500	6500	34.38	34.50	-0.35%	6.00	6.07	-1.14%	6/6/2024	D6.5GHV2 SN 1033	3/15/2025	17.0	14.900	297.294	288.000	3.23%	3.370	67.340	64.700	3.93%	2.760	55.669	53.100	3.71%	67.300	1342.812	1300.000	3.29%	
				5900	35.43	35.20	0.65%	5.26	5.38	-2.30%					14.900	297.294	288.000	3.23%	3.370	67.340	64.700	3.93%	2.760	55.669	53.100	3.71%	67.300	1342.812	1300.000	3.29%	
				7200	33.29	33.70	-1.22%	6.72	6.89	-2.47%																					
SAR2	6/10/2024	Head	6500	6500	34.61	34.50	0.32%	6.10	6.07	0.43%	6/10/2024	D6.5GHV2 SN 1033	3/15/2025	17.0	14.900	297.294	288.000	3.23%	3.420	68.238	64.700	5.47%	2.810	56.067	53.100	5.09%	68.300	1362.764	1300.000	4.83%	
				5900	35.69	35.20	1.39%	5.32	5.38	-1.12%					14.900	297.294	288.000	3.23%	3.420	68.238	64.700	5.47%	2.810	56.067	53.100	5.09%	68.300	1362.764	1300.000	4.83%	
				7200	33.45	33.70	-0.74%	6.91	6.89	0.26%																					
SAR2	6/13/2024	Head	6500	6500	34.38	34.50	-0.35%	5.94	6.07	-2.21%	6/14/2024	D6.5GHV2 SN 1033	3/15/2025	19.0	24.000	302.142	288.000	4.91%	5.420	68.234	64.700	5.46%	4.460	56.148	53.100	5.74%	108.000	1359.639	1300.000	4.59%	
				5900	35.52	35.20	0.91%	5.18	5.38	-3.70%					24.000	302.142	288.000	4.91%	5.420	68.234	64.700	5.46%	4.460	56.148	53.100	5.74%	108.000	1359.639	1300.000	4.59%	
				7200	33.31	33.70	-1.16%	6.72	6.89	-2.51%																					
SAR2	6/17/2024	Head	6500	6500	33.44	34.50	-3.07%	5.93	6.07	-3.39%	6/17/2024	D6.5GHV2 SN 1033	3/15/2025	19.0	21.800	275.705	288.000	-4.27%	4.800	60.428	64.700	-6.60%	3.930	49.476	53.100	-6.83%	96.100	1209.827	1300.000	-6.94%	
				5900	34.56	35.20	-1.82%	5.18	5.38	-3.74%					21.800	275.705	288.000	-4.27%	4.800	60.428	64.700	-6.60%	3.930	49.476	53.100	-6.83%	96.100	1209.827	1300.000	-6.94%	
				7200	33.29	33.70	-1.18%	6.68	6.89	-3.05%																					
SAR2	6/20/2024	Head	6500	6500	33.54	34.50	-2.78%	5.90	6.07	-2.87%	6/20/2024	D6.5GHV2 SN 1032	1/12/2025	20.0	29.400	294.000	300.000	-2.00%	6.510	65.100	67.400	-3.41%	5.340	53.400	55.200	-3.26%	130.000	1300.000	1340.000	-2.99%	
				5900	34.61	35.20	-1.69%	5.18	5.38	-3.74%					29.400	294.000	300.000	-2.00%	6.510	65.100	67.400	-3.41%	5.340	53.400	55.200	-3.26%	130.000	1300.000	1340.000	-2.99%	
				7200	32.51	33.70	-3.53%	6.66	6.89	-3.56%																					
SAR2	6/24/2024	Head	6500	6500	32.54	34.50	-5.68%	5.82	6.07	-4.07%	6/24/2024	D6.5GHV2 SN 1032	1/12/2025	16.0	11.400	286.355	300.000	-4.55%	2.570	64.555	67.400	-4.22%	2.100	52.750	55.200	-4.44%	51.300	1288.598	1340.000	-3.84%	83
				5900	33.62	35.20	-4.49%	5.12	5.38	-4.87%					11.400	286.355	300.000	-4.55%	2.570	64.555	67.400	-4.22%	2.100	52.750	55.200	-4.44%	51.300	1288.598	1340.000	-3.84%	
				7200	31.34	33.70	-7.00%	6.51	6.89	-5.52%																					
SAR2	6/28/2024	Head	6500	6500	32.73	34.50	-5.12%	6.02	6.07	-0.77%	6/28/2024	D6.5GHV2 SN 1032	1/12/2025	16.0	12.100	303.938	300.000	1.31%	2.710	68.072	67.400	1.00%	2.230	56.015	55.200	1.48%	54.200	1361.442	1340.000	1.60%	
				5900	33.85	35.20	-3.84%	5.25	5.38	-2.36%					12.100	303.938	300.000	1.31%	2.710	68.072	67.400	1.00%	2.230	56.015	55.200	1.48%	54.200	1361.442	1340.000	1.60%	
				7200	31.58	33.70	-6.29%	6.79	6.89	-1.42%																					

Liquid Check										System Check																					
SAR Lab	Date	Tissue Type	Band (MHz)	Relative Permittivity (εr)			Conductivity (σ)			Date	Dipole Type & Serial Number	Dipole Cal. Due Date	Input Power (GHz)	Measured results for 1-g SAR				Measured results for 5-g SAR				Measured results for 10-g SAR				Measured results for APD 4 cm ²			Plot No.		
				Measured	Target	Delta	Measured	Target	Delta					Meas. Zoom Scan	Normalize to 1 W	Target (Ref. Value)	Delta ±10%	Meas. Zoom Scan	Normalize to 1 W	Target (Ref. Value)	Delta ±10%	Meas. Zoom Scan	Normalize to 1 W	Target (Ref. Value)	Delta ±10%	Meas. Zoom Scan	Normalize to 1 W	Target (Ref. Value)		Delta ±10%	
SAR 8	5/16/2024	Head	6500	6500	35.08	34.50	4.58%	6.28	6.07	3.47%	5/16/2024	D6.5G-HV2 SN 1033	3/15/2025	15.1	8.730	268.543	288.000	-6.76%	1.940	59.676	64.700	-7.76%	1.590	48.910	53.100	-7.89%	38.800	1193.526	1300.000	-8.19%	
				5900	37.17	35.20	5.60%	5.49	5.38	2.06%																					
				7200	34.99	33.70	3.83%	7.11	6.89	3.25%																					
SAR 8	5/21/2024	Head	6500	6500	35.99	34.50	4.32%	6.35	6.07	4.55%	5/22/2024	D6.5G-HV2 SN 1033	3/15/2025	17.0	14.400	287.318	288.000	-0.24%	3.190	63.649	64.700	-1.62%	2.610	52.076	53.100	-1.83%	63.800	1272.977	1300.000	-2.08%	
				5900	37.15	35.20	5.54%	5.55	5.38	3.07%																					
				7200	34.81	33.70	3.29%	7.17	6.89	3.99%																					
SAR 8	5/27/2024	Head	6500	6500	36.50	34.50	5.80%	6.49	6.07	6.95%	5/27/2024	D6.5G-HV2 SN 1033	3/15/2025	20.0	28.800	288.000	288.000	0.00%	6.400	64.000	64.700	-1.08%	5.250	52.500	53.100	-1.13%	128.000	1280.000	1300.000	-1.54%	
				5900	37.59	35.20	6.79%	5.69	5.38	5.69%																					
				7200	35.25	33.70	4.60%	7.34	6.89	6.49%																					
SAR 8	5/30/2024	Head	6500	6500	34.47	34.50	-0.09%	6.08	6.07	0.16%	5/30/2024	D6.5G-HV2 SN 1033	3/15/2025	20.0	27.600	276.000	288.000	-4.17%	6.190	61.900	64.700	-4.33%	5.070	50.700	53.100	-4.52%	124.000	1240.000	1300.000	-4.62%	
				5900	35.49	35.20	0.82%	5.33	5.38	-0.93%																					
				7200	33.35	33.70	-1.04%	6.92	6.89	0.44%																					
SAR 8	6/2/2024	Head	6500	6500	33.62	34.50	-2.55%	6.02	6.07	-0.77%	6/2/2024	D6.5G-HV2 SN 1033	3/15/2025	19.0	22.100	278.223	288.000	-3.39%	4.930	62.065	64.700	-4.07%	4.040	50.861	53.100	4.22%	98.600	1241.300	1300.000	-4.52%	
				5900	34.73	35.20	-1.34%	5.29	5.38	-1.77%																					
				7200	32.48	33.70	-3.62%	6.75	6.89	-2.06%																					
SAR 8	6/6/2024	Head	6500	6500	33.17	34.50	-3.86%	5.83	6.07	-3.52%	6/6/2024	D6.5G-HV2 SN 1033	3/15/2025	17.0	13.000	259.384	288.000	-9.94%	2.940	58.661	64.700	-9.33%	2.410	48.066	53.100	-9.44%	58.700	1171.219	1300.000	-9.91%	87
				5900	34.20	35.20	-2.84%	5.13	5.38	-4.74%																					
				7200	32.23	33.70	-4.36%	6.54	6.89	-5.05%																					
SAR 8	6/10/2024	Head	6500	6500	32.54	34.50	-5.68%	5.99	6.07	-1.37%	6/10/2024	D6.5G-HV2 SN 1033	3/15/2025	19.0	23.800	299.624	288.000	4.04%	5.370	67.604	64.700	4.49%	4.410	55.519	53.100	4.55%	107.000	1347.050	1300.000	3.62%	
				5900	33.64	35.20	-4.43%	5.26	5.38	-2.23%																					
				7200	31.38	33.70	-6.88%	6.72	6.89	-2.51%																					
SAR 8	6/14/2024	Head	6500	6500	33.44	34.50	-3.07%	5.95	6.07	-1.96%	6/14/2024	D6.5G-HV2 SN 1033	3/15/2025	17.0	15.300	305.275	288.000	6.00%	3.470	69.236	64.700	7.01%	2.850	56.865	53.100	7.09%	69.500	1386.707	1300.000	6.67%	
				5900	34.52	35.20	-1.93%	5.23	5.38	-2.83%																					
				7200	32.30	33.70	-4.15%	6.71	6.89	-2.67%																					
SAR 8	6/17/2024	Head	6500	6500	34.02	34.50	-1.39%	6.05	6.07	-0.31%	6/18/2024	D6.5G-HV2 SN 1033	3/15/2025	20.0	28.800	280.000	288.000	-2.78%	6.300	63.000	64.700	-2.63%	5.170	51.700	53.100	-2.64%	126.000	1260.000	1300.000	-3.08%	
				5900	35.16	35.20	-0.11%	5.30	5.38	-1.47%																					
				7200	32.81	33.70	-2.64%	6.82	6.89	-0.96%																					
SAR 8	6/21/2024	Head	6500	6500	33.02	34.50	-4.29%	6.30	6.07	3.82%	6/21/2024	D6.5G-HV2 SN 1033	3/15/2025	20.0	29.800	298.000	288.000	3.47%	6.710	67.100	64.700	3.71%	5.500	55.000	53.100	3.58%	134.000	1340.000	1300.000	3.08%	
				5900	34.30	35.20	-2.56%	5.58	5.38	3.77%																					
				7200	31.87	33.70	-5.43%	6.97	6.89	1.16%																					
SAR 8	6/25/2024	Head	6500	6500	32.72	34.50	-5.16%	6.03	6.07	-0.64%	6/25/2024	D6.5G-HV2 SN 1033	3/15/2025	11.0	3.350	266.100	288.000	-7.60%	0.758	60.210	64.700	-6.94%	0.622	49.407	53.100	-6.95%	15.200	1207.379	1300.000	-7.12%	
				5900	33.74	35.20	-4.15%	5.33	5.38	-1.02%																					
				7200	31.60	33.70	-6.23%	6.86	6.89	-0.46%																					
SAR 8	6/28/2024	Head	6500	6500	33.35	34.50	-3.33%	6.11	6.07	0.64%	6/29/2024	D6.5G-HV2 SN 1033	3/15/2025	20.0	29.900	299.000	288.000	3.82%	6.740	67.400	64.700	4.17%	5.530	55.300	53.100	4.14%	135.000	1350.000	1300.000	3.85%	
				5900	34.44	35.20	-2.16%	5.34	5.38	-0.67%																					
				7200	32.18	33.70	-4.51%	6.82	6.89	-1.02%																					

8.2. PD System Validations & System Check

Per Nov 2017, TCB Workshop

System validation is required before a system is deployed for measurement.

System check is also required before each series of continuous measurement and, as applicable, repeated at least weekly.

Peak and spatially averaged power density at the peak location(s) must be compared to calibrated results according to the defined test conditions.

- the same spatial resolution and measurement region used in the waveguide calibration should be applied to system validation and system check.
- 1 cm² and 4 cm² spatial averaging have been recommended in the AHG10 draft TR with reference targets available for specific waveguide.
- power density distribution should also be verified, both spatially (shape) and numerically (level) through visual inspection for noticeable differences.
- the measured results should be within 16% (0.66 dB) of the calibrated targets.

The system components, software settings and other system parameters shall be the same as those used for the compliance tests. The system check shall be performed at closest probe calibration frequency point as in the compliance tests, e.g., if the EUT operates at 35 GHz, it is recommended to perform the validation at 30 GHz.

System Validations

SAR Lab	Test Date	5G Probe SN	Probe Cal. Due Date	DAE SN	DAE Cal. Due Date	Frequency (GHz)	5G Verification Source SN	Source Cal. Due Date	Averaging Type	Input Power (dBm)	Measured psP Dn (W/m ²) over 4cm ²	Normalized to 20 dBm (W/m ²)	Target psP Dn (W/m ²) over 4cm ²	Deviation (dB)	Delta	Measured psP Dtot (W/m ²) over 4cm ²	Normalized to 20 dBm (W/m ²)	Target psP Dtot (W/m ²) over 4cm ²	Deviation (dB)	Delta	Measured psP Dn (W/m ²) over 4cm ²	Normalized to 20 dBm (W/m ²)	Target psP Dn (W/m ²) over 4cm ²	Deviation (dB)	Delta						
C	5/21/2024	9589	9/5/2024	1621	4/12/2025	10	1015	9/5/2024	Square	19.9	20.00	70.4	68.8	60.5	0.58	14%	70.7	69.1	60.5	0.58	14%	63.9	62.4	56.1	0.47	11%	64.2	62.7	56.1	0.49	12%
C	5/21/2024	9589	9/5/2024	1621	4/12/2025	10	1015	9/5/2024	Square	19.9	20.00	68.8	67.2	60.5	0.46	11%	69.4	67.8	60.5	0.50	12%	62.9	61.5	56.1	0.40	10%	63.4	62.0	56.1	0.43	10%
C	5/21/2024	9589	9/5/2024	1621	4/12/2025	10	1015	9/5/2024	Square	19.9	20.00	66.0	64.5	60.5	0.28	7%	66.3	64.8	60.5	0.30	7%	60.2	58.8	56.1	0.21	3%	60.4	59.0	56.1	0.22	3%
C	5/21/2024	9589	9/5/2024	1621	4/12/2025	10	1015	9/5/2024	Square	19.9	20.00	64.5	63.0	60.5	0.18	4%	64.7	63.2	60.5	0.19	5%	59.1	57.8	56.1	0.13	3%	59.3	58.0	56.1	0.14	3%
C	5/21/2024	9589	9/5/2024	1621	4/12/2025	10	1015	9/5/2024	Square	19.9	20.00	64.4	62.9	60.5	0.17	4%	65.3	63.8	60.5	0.23	5%	59.4	58.0	56.1	0.15	3%	60.0	58.6	56.1	0.19	5%
C	5/21/2024	9589	9/5/2024	1621	4/12/2025	10	1015	9/5/2024	Square	19.9	20.00	64.9	63.4	60.5	0.20	5%	65.1	63.6	60.5	0.22	5%	59.4	58.0	56.1	0.15	3%	59.6	58.2	56.1	0.16	4%
C	5/21/2024	9589	9/5/2024	1621	4/12/2025	10	1015	9/5/2024	Square	19.9	20.00	64.6	63.1	60.5	0.18	4%	64.7	63.2	60.5	0.19	5%	59.2	57.8	56.1	0.13	3%	59.4	58.0	56.1	0.15	3%
C	5/22/2024	9589	9/5/2024	1621	4/12/2025	10	1015	9/5/2024	Square	19.9	20.00	65.9	64.4	60.5	0.27	6%	66.3	64.8	60.5	0.30	7%	60.2	58.8	56.1	0.19	5%	60.4	59.0	56.1	0.22	3%
C	5/22/2024	9589	9/5/2024	1621	4/12/2025	10	1015	9/5/2024	Square	19.9	20.00	63.5	62.1	60.5	0.11	3%	63.6	62.2	60.5	0.12	3%	58.2	56.9	56.1	0.09	1%	58.4	57.1	56.1	0.07	2%
C	5/22/2024	9589	9/5/2024	1621	4/12/2025	10	1015	9/5/2024	Square	19.9	20.00	65.0	63.5	60.5	0.21	5%	65.1	63.6	60.5	0.22	5%	59.1	57.8	56.1	0.13	3%	59.4	58.0	56.1	0.16	3%
C	5/22/2024	9589	9/5/2024	1621	4/12/2025	10	1015	9/5/2024	Square	19.9	20.00	64.3	62.8	60.5	0.20	5%	65.1	63.6	60.5	0.23	5%	59.1	57.8	56.1	0.13	3%	59.4	58.0	56.1	0.16	3%
Average											65.9	64.3	60.5	0.20	5%	65.1	64.8	60.5	0.23	7%	60.1	58.8	56.1	0.20	5%	60.5	59.3	56.1	0.22	3%	

SAR Lab	Test Date	5G Probe SN	Probe Cal. Due Date	DAE SN	DAE Cal. Due Date	Frequency (GHz)	5G Verification Source SN	Source Cal. Due Date	Averaging Type	Input Power (dBm)	Measured psP Dn (W/m ²) over 4cm ²	Normalized to 20 dBm (W/m ²)	Target psP Dn (W/m ²) over 4cm ²	Deviation (dB)	Delta	Measured psP Dtot (W/m ²) over 4cm ²	Normalized to 20 dBm (W/m ²)	Target psP Dtot (W/m ²) over 4cm ²	Deviation (dB)	Delta	Measured psP Dn (W/m ²) over 4cm ²	Normalized to 20 dBm (W/m ²)	Target psP Dn (W/m ²) over 4cm ²	Deviation (dB)	Delta	
D	2/7/2024	9418	1/22/2025	1472	1/16/2025	60	1003	9/5/2024	Square	369.0	354.0	0.18	4%	371.0	354.0	0.20	5%	240.0	233.0	0.13	3%	242.0	233.0	0.16	4%	
D	2/7/2024	9418	1/22/2025	1472	1/16/2025	60	1003	9/5/2024	Square	368.0	354.0	0.17	4%	370.0	354.0	0.19	5%	239.0	233.0	0.11	3%	241.0	233.0	0.15	3%	
D	2/7/2024	9418	1/22/2025	1472	1/16/2025	60	1003	9/5/2024	Square	367.0	354.0	0.16	4%	369.0	354.0	0.18	4%	240.0	233.0	0.13	3%	243.0	233.0	0.18	4%	
D	2/7/2024	9418	1/22/2025	1472	1/16/2025	60	1003	9/5/2024	Square	367.0	354.0	0.16	4%	369.0	354.0	0.18	4%	240.0	233.0	0.13	3%	243.0	233.0	0.18	4%	
D	2/7/2024	9418	1/22/2025	1472	1/16/2025	60	1003	9/5/2024	Square	368.0	354.0	0.17	4%	370.0	354.0	0.19	5%	239.0	233.0	0.11	3%	241.0	233.0	0.15	3%	
D	2/8/2024	9418	1/22/2025	1472	1/16/2025	60	1003	9/5/2024	Square	361.0	354.0	0.09	2%	362.0	354.0	0.10	2%	239.0	233.0	0.11	3%	241.0	233.0	0.15	3%	
D	2/8/2024	9418	1/22/2025	1472	1/16/2025	60	1003	9/5/2024	Square	361.0	354.0	0.09	2%	362.0	354.0	0.10	2%	239.0	233.0	0.11	3%	241.0	233.0	0.15	3%	
D	2/8/2024	9418	1/22/2025	1472	1/16/2025	60	1003	9/5/2024	Square	361.0	354.0	0.09	2%	362.0	354.0	0.10	2%	239.0	233.0	0.11	3%	241.0	233.0	0.15	3%	
D	2/8/2024	9418	1/22/2025	1472	1/16/2025	60	1003	9/5/2024	Square	360.0	354.0	0.07	2%	361.0	354.0	0.09	2%	239.0	233.0	0.11	3%	242.0	233.0	0.16	4%	
Average											364.9	354.0	0.13	3%	366.5	354.0	0.15	4%	239.4	233.0	0.12	3%	241.8	233.0	0.16	4%

System Validations

Frequency (GHz)	5G Verification Source SN	Source Cal. Due Date	Input Power (dBm)	Prad (mW)	Ohmic & Mismatch Loss (dB)	Measured psP Dn (W/m ²) over 4cm ²	Normalized to 20 dBm (W/m ²)	Target psP Dn (W/m ²) over 4cm ²	Deviation (dB)	Delta ±16%	Measured psP Dtot (W/m ²) over 4cm ²	Normalized to 20 dBm (W/m ²)	Target psP Dtot (W/m ²) over 4cm ²	Deviation (dB)	Delta ±16%	Plot
10	1015	9/5/2024	19.00	93.30	0.30	46.0	57.9	58.8	-0.07	-2%	46.2	58.1	59.1	-0.07	-2%	
10	1015	9/5/2024	19.00	93.30	0.30	41.0	51.6	58.8	-0.57	-12%	41.1	51.7	59.1	-0.58	-12%	88
10	1015	9/5/2024	19.00	93.30	0.30	41.6	52.4	58.8	-0.50	-11%	41.7	52.5	59.1	-0.52	-11%	
10	1015	9/5/2024	19.00	93.30	0.30	43.7	55.0	58.8	-0.29	-6%	43.8	55.1	59.1	-0.30	-7%	
10	1015	9/5/2024	19.00	93.30	0.30	41.8	52.6	58.8	-0.48	-11%	41.9	52.7	59.1	-0.49	-11%	
10	1015	9/5/2024	17.00	93.30	0.30	31.9	63.6	58.8	0.34	8%	32.0	63.8	59.1	0.33	8%	
10	1015	9/5/2024	20.00	93.30	0.30	53.1	53.1	58.8	-0.44	-10%	53.2	53.2	59.1	-0.46	-10%	
10	1015	9/5/2024	20.00	93.30	0.30	51.9	51.9	58.8	-0.54	-12%	52.1	52.1	59.1	-0.55	-12%	
10	1015	9/5/2024	17.00	93.30	0.30	25.9	51.7	58.8	-0.56	-12%	26.0	51.9	59.1	-0.57	-12%	
10	1015	9/5/2024	19.00	93.30	0.30	44.1	55.5	57.6	-0.16	-4%	44.3	55.8	57.9	-0.16	-4%	
10	1015	9/5/2024	19.00	93.30	0.30	40.8	51.4	57.6	-0.50	-11%	41.0	51.6	57.9	-0.50	-11%	
10	1015	9/5/2024	19.00	93.30	0.30	40.2	50.6	57.6	-0.56	-12%	40.4	50.8	57.9	-0.56	-12%	89
10	1015	9/5/2024	19.00	93.30	0.30	41.8	52.6	57.6	-0.39	-9%	42.0	52.9	57.9	-0.40	-9%	
10	1015	9/5/2024	19.00	93.30	0.30	41.8	52.6	57.6	-0.39	-9%	41.9	52.7	57.9	-0.41	-9%	
10	1015	9/5/2024	17.00	93.30	0.30	28.4	56.7	57.6	-0.07	-2%	28.6	57.0	57.9	-0.06	-1%	
10	1015	9/5/2024	17.00	93.30	0.30	27.5	54.9	57.6	-0.21	-5%	27.6	55.1	57.9	-0.22	-5%	
10	1015	9/5/2024	20.00	93.30	0.30	55.8	55.8	57.6	-0.14	-3%	56.0	56.0	57.9	-0.15	-3%	
10	1015	9/5/2024	20.00	93.30	0.30	55.1	55.1	57.6	-0.19	-4%	55.3	55.3	57.9	-0.20	-5%	
10	1015	9/5/2024	19.00	93.30	0.30	40.8	51.4	57.6	-0.50	-11%	41.0	51.6	57.9	-0.50	-11%	

9. Conducted Output Power Measurements

Power measurements were performed in accordance with the device's two power modes, Mode A and Mode B for each antenna. Mode A power is used when the device is used against the user's head. Mode B power is used when the device is used in a Body-worn/Hotspot configuration by the user.

The selection between antennas in the application is based on RSSI based antenna selection. The full details of power selections are described in the operational description. Refer to Sec. 7 and Sec. 10 for details of the testing. Test reductions have applied accordingly following the SAR KDB Procedure for the supported wireless technologies of the DUT. This is noted in detail for each technology in their respective Sections.

The Maximum Output Power already includes component uncertainty. KDB 447498 sec.4.1.(d) at the maximum rated output power and within the tune-up tolerance range specified for the product, but not more than 2 dB lower than the maximum tune-up tolerance limit.

Two different powers are being displayed in this section:

- Target Output Power = Power not including uncertainty
- Maximum Output Power = Power of target + uncertainty.

9.1. GSM

Per KDB 941225 D01 3G SAR Procedures:

SAR test reduction for GPRS and EDGE modes is determined by the source-based time-averaged output power specified for production units, including tune-up tolerance. The data mode with highest specified time-averaged output power should be tested for SAR compliance in the applicable exposure conditions. For modes with the same specified maximum output power and tolerance, the higher number time-slot configuration should be tested.

When different maximum output power applies to GSM voice or GPRS/EDGE time slots, GSM voice and GPRS/EDGE time slots should be tested separately to determine compliance by summing the corresponding reported SAR.

The GMSK EDGE configurations are grouped with GPRS and considered with respect to time-averaged maximum output power to determine compliance

Per October 2013 TCB Workshop:

When the maximum frame-averaged powers levels are within 0.25 dB of each other, test the configuration with the greatest number of time slots.

Maximum Output Power for GSM

SAR is not required for EDGE (8PSK) mode because the maximum output power is $\leq 1/4$ dB higher than GPRS/EDGE (GMSK) or the adjusted SAR of the highest reported SAR of GPRS/EDGE (GMSK) is ≤ 1.2 W/kg.

RF Air interface	Mode	Maximum Output Power (dBm)							
		ANT1		ANT2		ANT3		ANT4	
		Mode A	Mode B	Mode A	Mode B	Mode A	Mode B	Mode A	Mode B
GSM850	Voice/GPRS (1 slot)	33.5	33.5	32.5	32.5				
	GPRS 2 slots	32.5	32.5	29.8	31.5				
	EGPRS 1 slot	28.0	28.0	27.0	27.0				
	EGPRS 2 slots	27.0	27.0	26.0	26.0				
GSM1900	Voice/GPRS (1 slot)	32.0	29.7	29.5	29.0	31.5	31.2	29.0	29.0
	GPRS 2 slots	31.0	27.7	27.0	26.0	28.8	28.2	27.4	26.2
	EGPRS 1 slot	27.0	27.0	24.0	24.0	26.5	26.5	24.0	24.0
	EGPRS 2 slots	26.0	26.0	23.0	23.0	25.5	25.5	23.0	23.0

GSM850 Measured Results (ANT1)

Mode	Coding Scheme	Time Slots	Ch No.	Freq. (MHz)	Mode A Power (dBm)				Mode B Power (dBm)			
					Measured		Max Power		Measured		Max Power	
					Burst Pwr	Frame Pwr	Burst Pwr	Frame Pwr	Burst Pwr	Frame Pwr	Burst Pwr	Frame Pwr
GPRS/EDGE (GMSK)	CS1	1	128	824.2	33.3	24.2	33.5	24.5	33.3	24.2	33.5	24.5
			190	836.6	33.2	24.1			33.2	24.1		
			251	848.8	33.1	24.1			33.1	24.1		
		2	128	824.2	31.9	25.9	32.5	26.5	31.9	25.9	32.5	26.5
			190	836.6	31.6	25.6			31.6	25.6		
			251	848.8	31.7	25.6			31.7	25.6		
EDGE (8PSK)	MCS5	1	128	824.2	27.7	18.7	28.0	19.0	27.7	18.7	28.0	19.0
			190	836.6	27.5	18.5			27.5	18.5		
			251	848.8	27.5	18.4			27.5	18.4		
		2	128	824.2	26.8	20.7	27.0	21.0	26.8	20.7	27.0	21.0
			190	836.6	26.6	20.6			26.6	20.6		
			251	848.8	26.5	20.5			26.5	20.5		

Notes:

Based on the Maximum Output Power, GPRS/EDGE (GMSK) mode with 2 time slots for Mode A and Mode B have maximum frame-averaged power.

GSM850 Measured Results (ANT2)

Mode	Coding Scheme	Time Slots	Ch No.	Freq. (MHz)	Mode A Power (dBm)				Mode B Power (dBm)			
					Measured		Max Power		Measured		Max Power	
					Burst Pwr	Frame Pwr	Burst Pwr	Frame Pwr	Burst Pwr	Frame Pwr	Burst Pwr	Frame Pwr
GPRS/EDGE (GMSK)	CS1	1	128	824.2	32.2	23.2	32.5	23.5	32.2	23.2	32.5	23.5
			190	836.6	32.2	23.2			32.2	23.2		
			251	848.8	32.1	23.1			32.1	23.1		
		2	128	824.2	28.9	22.9	29.8	23.8	31.1	25.1	31.5	25.5
			190	836.6	29.3	23.2			31.0	25.0		
			251	848.8	29.3	23.2			30.7	24.7		
EDGE (8PSK)	MCS5	1	128	824.2	26.6	17.6	27.0	18.0	26.6	17.6	27.0	18.0
			190	836.6	26.7	17.7			26.7	17.7		
			251	848.8	26.4	17.4			26.4	17.4		
		2	128	824.2	25.6	19.6	26.0	20.0	25.6	19.6	26.0	20.0
			190	836.6	25.7	19.7			25.7	19.7		
			251	848.8	25.4	19.3			25.4	19.3		

Notes:

Based on the Maximum Output Power, GPRS/EDGE (GMSK) mode with 2 time slots for Mode A and Mode B have maximum frame-averaged power.

GSM1900 Measured Results (ANT1)

Mode	Coding Scheme	Time Slots	Ch No.	Freq. (MHz)	Mode A Power (dBm)				Mode B Power (dBm)			
					Measured		Max Power		Measured		Max Power	
					Burst Pwr	Frame Pwr	Burst Pwr	Frame Pwr	Burst Pwr	Frame Pwr	Burst Pwr	Frame Pwr
GPRS/EDGE (GMSK)	CS1	1	512	1850.2	31.7	22.7	32.0	23.0	29.2	20.2	29.7	20.7
			661	1880.0	31.4	22.4			29.4	20.4		
			810	1909.8	31.5	22.5			29.3	20.3		
		2	512	1850.2	30.1	24.0	31.0	25.0	26.8	20.8	27.7	21.7
			661	1880.0	30.3	24.2			26.9	20.9		
			810	1909.8	30.2	24.1			26.8	20.7		
EDGE (8PSK)	MCS5	1	512	1850.2	26.9	17.8	27.0	18.0	26.9	17.8	27.0	18.0
			661	1880.0	26.7	17.6			26.7	17.6		
			810	1909.8	26.6	17.6			26.6	17.6		
		2	512	1850.2	25.7	19.7	26.0	20.0	25.7	19.7	26.0	20.0
			661	1880.0	25.2	19.1			25.2	19.1		
			810	1909.8	25.6	19.5			25.6	19.5		

Notes:

Based on the Maximum Output Power, GPRS/EDGE (GMSK) mode with 2 time slots for Mode A and Mode B have maximum frame-averaged power.

GSM1900 Measured Results (ANT2)

Mode	Coding Scheme	Time Slots	Ch No.	Freq. (MHz)	Mode A Power (dBm)				Mode B Power (dBm)			
					Measured		Max Power		Measured		Max Power	
					Burst Pwr	Frame Pwr	Burst Pwr	Frame Pwr	Burst Pwr	Frame Pwr	Burst Pwr	Frame Pwr
GPRS/EDGE (GMSK)	CS1	1	512	1850.2	27.7	18.7	29.5	20.5	28.1	19.1	29.0	20.0
			661	1880.0	27.6	18.6			28.4	19.3		
			810	1909.8	27.6	18.5			28.3	19.3		
		2	512	1850.2	26.0	19.9	27.0	21.0	26.0	20.0	26.0	20.0
			661	1880.0	25.6	19.6			25.8	19.8		
			810	1909.8	25.9	19.9			25.6	19.5		
EDGE (8PSK)	MCS5	1	512	1850.2	23.0	14.0	24.0	15.0	23.0	14.0	24.0	15.0
			661	1880.0	23.4	14.3			23.4	14.3		
			810	1909.8	23.2	14.2			23.2	14.2		
		2	512	1850.2	22.3	16.2	23.0	17.0	22.3	16.2	23.0	17.0
			661	1880.0	22.2	16.1			22.2	16.1		
			810	1909.8	21.9	15.8			21.9	15.8		

Notes:

Based on the Maximum Output Power, GPRS/EDGE (GMSK) mode with 2 time slots for Mode A and Mode B have maximum frame-averaged power.

GSM1900 Measured Results (ANT3)

Mode	Coding Scheme	Time Slots	Ch No.	Freq. (MHz)	Mode A Power (dBm)				Mode B Power (dBm)			
					Measured		Max Power		Measured		Max Power	
					Burst Pwr	Frame Pwr	Burst Pwr	Frame Pwr	Burst Pwr	Frame Pwr	Burst Pwr	Frame Pwr
GPRS/EDGE (GMSK)	CS1	1	512	1850.2	30.4	21.3	31.5	22.5	29.9	20.9	31.2	22.2
			661	1880.0	30.4	21.4			30.0	21.0		
			810	1909.8	30.4	21.3			29.9	20.9		
		2	512	1850.2	27.1	21.1	28.8	22.8	26.8	20.8	28.2	22.2
			661	1880.0	27.6	21.6			26.8	20.7		
			810	1909.8	27.4	21.3			26.6	20.6		
EDGE (8PSK)	MCS5	1	512	1850.2	25.2	16.1	26.5	17.5	25.2	16.1	26.5	17.5
			661	1880.0	25.2	16.2			25.2	16.2		
			810	1909.8	25.4	16.4			25.4	16.4		
		2	512	1850.2	24.3	18.3	25.5	19.5	24.3	18.3	25.5	19.5
			661	1880.0	24.2	18.2			24.2	18.2		
			810	1909.8	24.3	18.3			24.3	18.3		

Notes:

Based on the Maximum Output Power, GPRS/EDGE (GMSK) mode with 2 time slots for Mode A and Mode B have maximum frame-averaged power.

GSM1900 Measured Results (ANT4)

Mode	Coding Scheme	Time Slots	Ch No.	Freq. (MHz)	Mode A Power (dBm)				Mode B Power (dBm)			
					Measured		Max Power		Measured		Max Power	
					Burst Pwr	Frame Pwr	Burst Pwr	Frame Pwr	Burst Pwr	Frame Pwr	Burst Pwr	Frame Pwr
GPRS/EDGE (GMSK)	CS1	1	512	1850.2	28.1	19.0	29.0	20.0	28.4	19.4	29.0	20.0
			661	1880.0	28.1	19.0			28.3	19.2		
			810	1909.8	28.1	19.1			28.4	19.3		
		2	512	1850.2	26.6	20.6	27.4	21.4	25.5	19.5	26.2	20.2
			661	1880.0	26.4	20.3			25.3	19.3		
			810	1909.8	26.4	20.4			25.5	19.5		
EDGE (8PSK)	MCS5	1	512	1850.2	23.3	14.2	24.0	15.0	23.3	14.2	24.0	15.0
			661	1880.0	23.2	14.1			23.2	14.1		
			810	1909.8	23.1	14.1			23.1	14.1		
		2	512	1850.2	22.3	16.2	23.0	17.0	22.3	16.2	23.0	17.0
			661	1880.0	22.3	16.2			22.3	16.2		
			810	1909.8	22.1	16.1			22.1	16.1		

Notes:

Based on the Maximum Output Power, GPRS/EDGE (GMSK) mode with 2 time slots for Mode A and Mode B have maximum frame-averaged power.

9.2. W-CDMA

Per KDB 941225 D01 3G SAR Procedures for W-CDMA:

Maximum output power is verified on the high, middle and low channels and using the appropriate 12.2 kbps RMC with TPC (transmit power control) set to all "1's"

Release 99 Setup Procedures used to establish the test signals

The following tests were completed according to the test requirements outlined in section 5.2 of the 3GPP TS34.121-1. A summary of these settings is illustrated below:

Mode	Subtest	Rel99
WCDMA General Settings	Loopback Mode	Test Mode 2
	Rel99 RMC	12.2kbps RMC
	Power Control Algorithm	Algorithm2
	βc/βd	8/15

Maximum Output Power for W-CDMA

SAR measurement is not required for the HSDPA, HSUPA, DC-HSDPA and HSPA+. When primary mode and the adjusted SAR is ≤ 1.2 W/kg and secondary mode is ≤ ¼ dB higher than the primary mode

RF Air interface	Mode	Maximum Output Power (dBm)							
		ANT1		ANT2		ANT3		ANT4	
		Mode A	Mode B	Mode A	Mode B	Mode A	Mode B	Mode A	Mode B
W-CDMA Band 2	R99	25.7	21.5	20.0	18.5	22.3	21.9	19.9	20.0
	HSDPA	25.7	21.5	20.0	18.5	22.3	21.9	19.9	20.0
	HSUPA	25.7	21.5	20.0	18.5	22.3	21.9	19.9	20.0
	DC-HSDPA	25.7	21.5	20.0	18.5	22.3	21.9	19.9	20.0
	HSPA +	25.7	21.5	20.0	18.5	22.3	21.9	19.9	20.0
W-CDMA Band 4	R99	25.7	20.4	18.8	18.6	23.0	22.9	22.6	22.9
	HSDPA	25.7	20.4	18.8	18.6	23.0	22.9	22.6	22.9
	HSUPA	25.7	20.4	18.8	18.6	23.0	22.9	22.6	22.9
	DC-HSDPA	25.7	20.4	18.8	18.6	23.0	22.9	22.6	22.9
	HSPA +	25.7	20.4	18.8	18.6	23.0	22.9	22.6	22.9
W-CDMA Band 5	R99	25.7	25.7	24.5	25.2				
	HSDPA	25.7	25.7	24.5	25.2				
	HSUPA	25.7	25.7	24.5	25.2				
	DC-HSDPA	25.7	25.7	24.5	25.2				
	HSPA +	25.7	25.7	24.5	25.2				

W-CDMA Band 2 Measured Results (ANT1)

Mode		UL Ch No.	Freq. (MHz)	Mode A Power (dBm)			Mode B Power (dBm)		
				Measured Pwr	MPR	Max Power	Measured Pwr	MPR	Max Power
Release 99	Rel 99 (RMC, 12.2 kbps)	9262	1852.4	25.1	N/A	25.7	21.1	N/A	21.5
		9400	1880.0	25.0			21.0		
		9538	1907.6	25.1			21.2		
HSDPA	Subtest 1	9262	1852.4	24.1	0	25.7	20.4	0	21.5
		9400	1880.0	24.0			20.3		
		9538	1907.6	24.1			20.2		
	Subtest 2	9262	1852.4	24.1	0	25.7	20.3	0	21.5
		9400	1880.0	23.9			20.3		
		9538	1907.6	24.1			20.2		
	Subtest 3	9262	1852.4	23.6	0.5	25.2	19.9	0.5	21.0
		9400	1880.0	23.5			19.8		
		9538	1907.6	23.6			19.7		
	Subtest 4	9262	1852.4	23.6	0.5	25.2	19.8	0.5	21.0
		9400	1880.0	23.4			19.7		
		9538	1907.6	23.6			19.7		
HSUPA	Subtest 1	9262	1852.4	24.1	0	25.7	20.3	0	21.5
		9400	1880.0	24.0			20.2		
		9538	1907.6	24.1			20.2		
	Subtest 2	9262	1852.4	22.1	2	23.7	18.3	2	19.5
		9400	1880.0	22.0			18.2		
		9538	1907.6	22.1			18.1		
	Subtest 3	9262	1852.4	23.1	1	24.7	19.3	1	20.5
		9400	1880.0	23.0			19.2		
		9538	1907.6	23.1			19.1		
	Subtest 4	9262	1852.4	22.1	2	23.7	18.3	2	19.5
		9400	1880.0	22.0			18.2		
		9538	1907.6	22.2			18.2		
	Subtest 5	9262	1852.4	23.7	0	25.7	19.8	0	21.5
		9400	1880.0	23.7			19.8		
		9538	1907.6	23.7			19.7		
DC-HSDPA	Subtest 1	9262	1852.4	24.4	0	25.7	20.3	0	21.5
		9400	1880.0	24.3			20.2		
		9538	1907.6	24.4			20.1		
	Subtest 2	9262	1852.4	24.4	0	25.7	20.3	0	21.5
		9400	1880.0	24.3			20.2		
		9538	1907.6	24.4			20.1		
	Subtest 3	9262	1852.4	23.9	0.5	25.2	19.8	0.5	21.0
		9400	1880.0	23.7			19.7		
		9538	1907.6	23.8			19.6		
	Subtest 4	9262	1852.4	23.8	0.5	25.2	19.8	0.5	21.0
		9400	1880.0	23.7			19.7		
		9538	1907.6	23.8			19.6		
HSPA+	Subtest 1	9262	1852.4	24.9	2.5	25.7	20.2	2.5	21.5
		9400	1880.0	24.3			20.2		
		9538	1907.6	24.2			20.1		

W-CDMA Band 2 Measured Results (ANT2)

Mode		UL Ch No.	Freq. (MHz)	Mode A Power (dBm)			Mode B Power (dBm)		
				Measured Pwr	MPR	Max Power	Measured Pwr	MPR	Max Power
Release 99	Rel 99 (RMC, 12.2 kbps)	9262	1852.4	18.4	N/A	20.0	17.1	N/A	18.5
		9400	1880.0	18.4			17.1		
		9538	1907.6	18.5			17.1		
HSDPA	Subtest 1	9262	1852.4	18.1	0	20.0	16.6	0	18.5
		9400	1880.0	18.1			16.6		
		9538	1907.6	18.1			16.6		
	Subtest 2	9262	1852.4	18.1	0	20.0	16.6	0	18.5
		9400	1880.0	18.0			16.6		
		9538	1907.6	18.0			16.5		
	Subtest 3	9262	1852.4	17.6	0.5	19.5	16.0	0.5	18.0
		9400	1880.0	17.6			16.0		
		9538	1907.6	17.5			16.0		
	Subtest 4	9262	1852.4	17.6	0.5	19.5	16.1	0.5	18.0
		9400	1880.0	17.6			16.1		
		9538	1907.6	17.5			16.0		
HSUPA	Subtest 1	9262	1852.4	18.1	0	20.0	16.5	0	18.5
		9400	1880.0	18.1			16.5		
		9538	1907.6	18.1			16.5		
	Subtest 2	9262	1852.4	16.0	2	18.0	14.5	2	16.5
		9400	1880.0	16.1			14.5		
		9538	1907.6	16.0			14.5		
	Subtest 3	9262	1852.4	17.0	1	19.0	15.5	1	17.5
		9400	1880.0	17.0			15.5		
		9538	1907.6	17.1			15.5		
	Subtest 4	9262	1852.4	16.1	2	18.0	14.6	2	16.5
		9400	1880.0	16.0			14.6		
		9538	1907.6	16.0			14.5		
	Subtest 5	9262	1852.4	18.1	0	20.0	16.6	0	18.5
		9400	1880.0	18.1			16.6		
		9538	1907.6	18.1			16.5		
DC-HSDPA	Subtest 1	9262	1852.4	18.0	0	20.0	16.6	0	18.5
		9400	1880.0	18.0			16.6		
		9538	1907.6	18.0			16.5		
	Subtest 2	9262	1852.4	18.1	0	20.0	16.5	0	18.5
		9400	1880.0	18.0			16.6		
		9538	1907.6	18.0			16.5		
	Subtest 3	9262	1852.4	17.6	0.5	19.5	16.0	0.5	18.0
		9400	1880.0	17.5			16.0		
		9538	1907.6	17.5			16.0		
	Subtest 4	9262	1852.4	17.6	0.5	19.5	16.1	0.5	18.0
		9400	1880.0	17.6			16.1		
		9538	1907.6	17.5			16.0		
HSPA+	Subtest 1	9262	1852.4	17.1	2.5	17.5	15.6	2.5	16.0
		9400	1880.0	17.1			15.6		
		9538	1907.6	17.0			15.5		

W-CDMA Band 2 Measured Results (ANT3)

Mode		UL Ch No.	Freq. (MHz)	Mode A Power (dBm)			Mode B Power (dBm)		
				Measured Pwr	MPR	Max Power	Measured Pwr	MPR	Max Power
Release 99	Rel 99 (RMC, 12.2 kbps)	9262	1852.4	22.0	N/A	22.3	21.4	N/A	21.9
		9400	1880.0	22.1			21.5		
		9538	1907.6	22.1			21.5		
HSDPA	Subtest 1	9262	1852.4	21.0	0	22.3	20.4	0	21.9
		9400	1880.0	21.1			20.6		
		9538	1907.6	21.1			20.5		
	Subtest 2	9262	1852.4	21.0	0	22.3	20.4	0	21.9
		9400	1880.0	21.1			20.6		
		9538	1907.6	21.1			20.5		
	Subtest 3	9262	1852.4	20.5	0.5	21.8	19.9	0.5	21.4
		9400	1880.0	20.6			20.1		
		9538	1907.6	20.6			20.0		
	Subtest 4	9262	1852.4	20.5	0.5	21.8	19.9	0.5	21.4
		9400	1880.0	20.7			20.1		
		9538	1907.6	20.6			20.0		
HSUPA	Subtest 1	9262	1852.4	21.0	0	22.3	20.5	0	21.9
		9400	1880.0	21.2			20.6		
		9538	1907.6	21.1			20.5		
	Subtest 2	9262	1852.4	19.0	2	20.3	18.4	2	19.9
		9400	1880.0	19.2			18.6		
		9538	1907.6	19.1			18.5		
	Subtest 3	9262	1852.4	20.0	1	21.3	19.4	1	20.9
		9400	1880.0	20.2			19.5		
		9538	1907.6	20.1			19.5		
	Subtest 4	9262	1852.4	19.0	2	20.3	18.4	2	19.9
		9400	1880.0	19.1			18.5		
		9538	1907.6	19.1			18.5		
	Subtest 5	9262	1852.4	21.6	0	22.3	20.9	0	21.9
		9400	1880.0	21.7			21.1		
		9538	1907.6	21.7			21.1		
DC-HSDPA	Subtest 1	9262	1852.4	21.0	0	22.3	20.3	0	21.9
		9400	1880.0	21.1			20.5		
		9538	1907.6	21.1			20.4		
	Subtest 2	9262	1852.4	21.0	0	22.3	20.3	0	21.9
		9400	1880.0	21.1			20.5		
		9538	1907.6	21.1			20.4		
	Subtest 3	9262	1852.4	20.5	0.5	21.8	19.8	0.5	21.4
		9400	1880.0	20.6			20.0		
		9538	1907.6	20.6			20.0		
	Subtest 4	9262	1852.4	20.5	0.5	21.8	19.9	0.5	21.4
		9400	1880.0	20.6			20.0		
		9538	1907.6	20.6			20.0		
HSPA+	Subtest 1	9262	1852.4	21.0	2.5	22.3	20.4	2.5	21.9
		9400	1880.0	21.2			20.6		
		9538	1907.6	21.1			20.5		

W-CDMA Band 2 Measured Results (ANT4)

Mode		UL Ch No.	Freq. (MHz)	Mode A Power (dBm)			Mode B Power (dBm)		
				Measured Pwr	MPR	Max Power	Measured Pwr	MPR	Max Power
Release 99	Rel 99 (RMC, 12.2 kbps)	9262	1852.4	19.4	N/A	19.9	20.0	N/A	20.0
		9400	1880.0	19.1			19.8		
		9538	1907.6	19.1			19.9		
HSDPA	Subtest 1	9262	1852.4	18.4	0	19.9	19.0	0	20.0
		9400	1880.0	18.1			18.7		
		9538	1907.6	18.1			18.8		
	Subtest 2	9262	1852.4	18.4	0	19.9	19.0	0	20.0
		9400	1880.0	18.0			18.7		
		9538	1907.6	18.1			18.8		
	Subtest 3	9262	1852.4	17.8	0.5	19.4	18.5	0.5	19.5
		9400	1880.0	17.5			18.2		
		9538	1907.6	17.6			18.3		
	Subtest 4	9262	1852.4	17.8	0.5	19.4	18.5	0.5	19.5
		9400	1880.0	17.5			18.2		
		9538	1907.6	17.6			18.3		
HSUPA	Subtest 1	9262	1852.4	18.3	0	19.9	19.0	0	20.0
		9400	1880.0	18.0			18.7		
		9538	1907.6	18.1			18.8		
	Subtest 2	9262	1852.4	16.3	2	17.9	17.0	2	18.0
		9400	1880.0	16.0			16.7		
		9538	1907.6	16.1			16.8		
	Subtest 3	9262	1852.4	17.3	1	18.9	18.0	1	19.0
		9400	1880.0	17.1			17.7		
		9538	1907.6	17.1			17.7		
	Subtest 4	9262	1852.4	16.3	2	17.9	17.0	2	18.0
		9400	1880.0	16.0			16.7		
		9538	1907.6	16.1			16.8		
	Subtest 5	9262	1852.4	18.9	0	19.9	20.0	0	20.0
		9400	1880.0	18.6			19.7		
		9538	1907.6	18.7			19.8		
DC-HSDPA	Subtest 1	9262	1852.4	18.4	0	19.9	19.0	0	20.0
		9400	1880.0	18.1			18.7		
		9538	1907.6	18.1			18.8		
	Subtest 2	9262	1852.4	18.3	0	19.9	19.0	0	20.0
		9400	1880.0	18.0			18.7		
		9538	1907.6	18.1			18.8		
	Subtest 3	9262	1852.4	17.9	0.5	19.4	18.5	0.5	19.5
		9400	1880.0	17.5			18.2		
		9538	1907.6	17.6			18.3		
	Subtest 4	9262	1852.4	17.9	0.5	19.4	18.5	0.5	19.5
		9400	1880.0	17.6			18.2		
		9538	1907.6	17.6			18.3		
HSPA+	Subtest 1	9262	1852.4	18.4	2.5	19.9	19.0	2.5	20.0
		9400	1880.0	18.0			18.7		
		9538	1907.6	18.1			18.8		

W-CDMA Band 4 Measured Results (ANT1)

Mode		UL Ch No.	Freq. (MHz)	Mode A Power (dBm)			Mode B Power (dBm)		
				Measured Pwr	MPR	Max Power	Measured Pwr	MPR	Max Power
Release 99	Rel 99 (RMC, 12.2 kbps)	1312	1712.4	24.1	N/A	25.7	19.4	N/A	20.4
		1413	1732.6	24.0			19.4		
		1513	1752.6	24.0			19.3		
HSDPA	Subtest 1	1312	1712.4	24.0	0	25.7	18.5	0	20.4
		1413	1732.6	23.9			18.4		
		1513	1752.6	24.0			18.4		
	Subtest 2	1312	1712.4	24.0	0	25.7	18.4	0	20.4
		1413	1732.6	23.9			18.4		
		1513	1752.6	24.0			18.4		
	Subtest 3	1312	1712.4	23.5	0.5	25.2	17.9	0.5	19.9
		1413	1732.6	23.4			17.9		
		1513	1752.6	23.5			17.9		
	Subtest 4	1312	1712.4	23.5	0.5	25.2	17.9	0.5	19.9
		1413	1732.6	23.4			17.9		
		1513	1752.6	23.5			17.9		
HSUPA	Subtest 1	1312	1712.4	24.0	0	25.7	18.4	0	20.4
		1413	1732.6	24.0			18.4		
		1513	1752.6	24.0			18.4		
	Subtest 2	1312	1712.4	22.0	2	23.7	16.4	2	18.4
		1413	1732.6	21.9			16.4		
		1513	1752.6	22.1			16.4		
	Subtest 3	1312	1712.4	23.0	1	24.7	17.4	1	19.4
		1413	1732.6	22.9			17.4		
		1513	1752.6	23.1			17.4		
	Subtest 4	1312	1712.4	22.0	2	23.7	16.4	2	18.4
		1413	1732.6	22.0			16.4		
		1513	1752.6	22.1			16.4		
	Subtest 5	1312	1712.4	24.1	0	25.7	18.4	0	20.4
		1413	1732.6	24.0			18.4		
		1513	1752.6	24.1			18.4		
DC-HSDPA	Subtest 1	1312	1712.4	24.0	0	25.7	18.4	0	20.4
		1413	1732.6	24.0			18.4		
		1513	1752.6	24.0			18.4		
	Subtest 2	1312	1712.4	24.1	0	25.7	18.4	0	20.4
		1413	1732.6	23.9			18.4		
		1513	1752.6	24.0			18.4		
	Subtest 3	1312	1712.4	23.5	0.5	25.2	17.9	0.5	19.9
		1413	1732.6	23.4			17.9		
		1513	1752.6	23.5			17.9		
	Subtest 4	1312	1712.4	23.5	0.5	25.2	17.9	0.5	19.9
		1413	1732.6	23.4			17.9		
		1513	1752.6	23.5			18.0		
HSPA+	Subtest 1	1312	1712.4	24.0	2.5	25.7	17.5	2.5	17.9
		1413	1732.6	23.9			17.4		
		1513	1752.6	24.0			17.4		

W-CDMA Band 4 Measured Results (ANT2)

Mode		UL Ch No.	Freq. (MHz)	Mode A Power (dBm)			Mode B Power (dBm)		
				Measured Pwr	MPR	Max Power	Measured Pwr	MPR	Max Power
Release 99	Rel 99 (RMC, 12.2 kbps)	1312	1712.4	18.0	N/A	18.8	17.4	N/A	18.6
		1413	1732.6	17.9			17.4		
		1513	1752.6	18.0			17.5		
HSDPA	Subtest 1	1312	1712.4	17.3	0	18.8	16.8	0	18.6
		1413	1732.6	17.2			16.7		
		1513	1752.6	17.4			16.6		
	Subtest 2	1312	1712.4	17.2	0	18.8	16.9	0	18.6
		1413	1732.6	17.2			16.7		
		1513	1752.6	16.9			16.6		
	Subtest 3	1312	1712.4	16.8	0.5	18.3	16.4	0.5	18.1
		1413	1732.6	16.6			16.3		
		1513	1752.6	16.8			16.1		
	Subtest 4	1312	1712.4	16.7	0.5	18.3	16.4	0.5	18.1
		1413	1732.6	16.6			16.2		
		1513	1752.6	17.3			16.2		
HSUPA	Subtest 1	1312	1712.4	17.2	0	18.8	16.8	0	18.6
		1413	1732.6	17.2			16.7		
		1513	1752.6	17.3			16.7		
	Subtest 2	1312	1712.4	15.2	2	16.8	14.9	2	16.6
		1413	1732.6	15.2			14.7		
		1513	1752.6	16.3			14.7		
	Subtest 3	1312	1712.4	16.3	1	17.8	15.8	1	17.6
		1413	1732.6	16.2			15.7		
		1513	1752.6	16.4			15.7		
	Subtest 4	1312	1712.4	15.3	2	16.8	14.8	2	16.6
		1413	1732.6	15.2			14.8		
		1513	1752.6	15.9			14.7		
	Subtest 5	1312	1712.4	16.9	0	18.8	16.6	0	18.6
		1413	1732.6	16.8			16.6		
		1513	1752.6	17.3			16.6		
DC-HSDPA	Subtest 1	1312	1712.4	17.2	0	18.8	16.8	0	18.6
		1413	1732.6	17.1			16.8		
		1513	1752.6	17.3			16.6		
	Subtest 2	1312	1712.4	17.2	0	18.8	16.9	0	18.6
		1413	1732.6	17.1			16.7		
		1513	1752.6	16.8			16.7		
	Subtest 3	1312	1712.4	16.7	0.5	18.3	16.3	0.5	18.1
		1413	1732.6	16.6			16.2		
		1513	1752.6	16.8			16.1		
	Subtest 4	1312	1712.4	16.7	0.5	18.3	16.3	0.5	18.1
		1413	1732.6	16.6			16.2		
		1513	1752.6	17.3			16.1		
HSPA+	Subtest 1	1312	1712.4	17.2	2.5	18.8	16.8	2.5	18.6
		1413	1732.6	17.2			16.8		
		1513	1752.6	17.3			16.6		

W-CDMA Band 4 Measured Results (ANT3)

Mode		UL Ch No.	Freq. (MHz)	Mode A Power (dBm)			Mode B Power (dBm)		
				Measured Pwr	MPR	Max Power	Measured Pwr	MPR	Max Power
Release 99	Rel 99 (RMC, 12.2 kbps)	1312	1712.4	22.7	N/A	23.0	21.6	N/A	22.9
		1413	1732.6	22.6			21.5		
		1513	1752.6	22.7			21.7		
HSDPA	Subtest 1	1312	1712.4	21.6	0	23.0	21.0	0	22.9
		1413	1732.6	21.5			21.0		
		1513	1752.6	21.7			21.0		
	Subtest 2	1312	1712.4	21.7	0	23.0	21.0	0	22.9
		1413	1732.6	21.5			20.9		
		1513	1752.6	21.7			21.0		
	Subtest 3	1312	1712.4	21.2	0.5	22.5	20.5	0.5	22.4
		1413	1732.6	21.0			20.4		
		1513	1752.6	21.2			20.4		
	Subtest 4	1312	1712.4	21.2	0.5	22.5	20.5	0.5	22.4
		1413	1732.6	21.0			20.4		
		1513	1752.6	21.2			20.4		
HSUPA	Subtest 1	1312	1712.4	21.7	0	23.0	21.0	0	22.9
		1413	1732.6	21.5			20.9		
		1513	1752.6	21.7			20.9		
	Subtest 2	1312	1712.4	19.7	2	21.0	19.0	2	20.9
		1413	1732.6	19.5			18.9		
		1513	1752.6	19.7			18.9		
	Subtest 3	1312	1712.4	20.7	1	22.0	20.0	1	21.9
		1413	1732.6	20.5			19.9		
		1513	1752.6	20.7			19.9		
	Subtest 4	1312	1712.4	19.7	2	21.0	19.0	2	20.9
		1413	1732.6	19.6			18.9		
		1513	1752.6	19.7			18.9		
	Subtest 5	1312	1712.4	22.3	0	23.0	21.0	0	22.9
		1413	1732.6	22.1			20.9		
		1513	1752.6	22.3			20.9		
DC-HSDPA	Subtest 1	1312	1712.4	21.7	0	23.0	21.1	0	22.9
		1413	1732.6	21.5			20.9		
		1513	1752.6	21.6			20.9		
	Subtest 2	1312	1712.4	21.7	0	23.0	21.0	0	22.9
		1413	1732.6	21.5			20.9		
		1513	1752.6	21.7			20.9		
	Subtest 3	1312	1712.4	21.2	0.5	22.5	20.5	0.5	22.4
		1413	1732.6	21.0			20.4		
		1513	1752.6	21.2			20.4		
	Subtest 4	1312	1712.4	21.2	0.5	22.5	20.5	0.5	22.4
		1413	1732.6	21.0			20.4		
		1513	1752.6	21.2			20.4		
HSPA+	Subtest 1	1312	1712.4	21.7	2.5	23.0	20.0	2.5	20.4
		1413	1732.6	21.5			20.0		
		1513	1752.6	21.7			19.8		

W-CDMA Band 4 Measured Results (ANT4)

Mode		UL Ch No.	Freq. (MHz)	Mode A Power (dBm)			Mode B Power (dBm)		
				Measured Pwr	MPR	Max Power	Measured Pwr	MPR	Max Power
Release 99	Rel 99 (RMC, 12.2 kbps)	1312	1712.4	22.3	N/A	22.6	22.5	N/A	22.9
		1413	1732.6	22.1			22.3		
		1513	1752.6	22.1			22.3		
HSDPA	Subtest 1	1312	1712.4	21.2	0	22.6	21.6	0	22.9
		1413	1732.6	21.0			21.6		
		1513	1752.6	21.0			21.7		
	Subtest 2	1312	1712.4	21.1	0	22.6	21.6	0	22.9
		1413	1732.6	21.0			21.6		
		1513	1752.6	21.0			21.6		
	Subtest 3	1312	1712.4	20.7	0.5	22.1	21.1	0.5	22.4
		1413	1732.6	20.5			21.1		
		1513	1752.6	20.5			21.2		
	Subtest 4	1312	1712.4	20.6	0.5	22.1	21.1	0.5	22.4
		1413	1732.6	20.5			21.1		
		1513	1752.6	20.5			21.2		
HSUPA	Subtest 1	1312	1712.4	21.2	0	22.6	21.6	0	22.9
		1413	1732.6	21.0			21.6		
		1513	1752.6	21.0			21.6		
	Subtest 2	1312	1712.4	19.1	2	20.6	20.9	2	20.9
		1413	1732.6	19.0			20.9		
		1513	1752.6	19.0			20.9		
	Subtest 3	1312	1712.4	20.2	1	21.6	20.6	1	21.9
		1413	1732.6	20.0			20.6		
		1513	1752.6	20.0			20.7		
	Subtest 4	1312	1712.4	19.2	2	20.6	19.6	2	20.9
		1413	1732.6	19.0			19.6		
		1513	1752.6	19.0			19.7		
	Subtest 5	1312	1712.4	21.7	0	22.6	21.6	0	22.9
		1413	1732.6	21.6			21.6		
		1513	1752.6	21.5			21.7		
DC-HSDPA	Subtest 1	1312	1712.4	21.2	0	22.6	21.6	0	22.9
		1413	1732.6	21.0			21.6		
		1513	1752.6	20.9			21.7		
	Subtest 2	1312	1712.4	21.2	0	22.6	21.6	0	22.9
		1413	1732.6	21.0			21.6		
		1513	1752.6	20.9			21.6		
	Subtest 3	1312	1712.4	20.7	0.5	22.1	21.1	0.5	22.4
		1413	1732.6	20.5			21.1		
		1513	1752.6	20.5			21.2		
	Subtest 4	1312	1712.4	20.6	0.5	22.1	21.1	0.5	22.4
		1413	1732.6	20.5			21.1		
		1513	1752.6	20.4			21.1		
HSPA+	Subtest 1	1312	1712.4	21.2	2.5	22.6	20.4	2.5	20.4
		1413	1732.6	21.0			20.4		
		1513	1752.6	21.0			20.4		

W-CDMA Band 5 Measured Results (ANT1)

Mode		UL Ch No.	Freq. (MHz)	Mode A Power (dBm)			Mode B Power (dBm)		
				Measured Pwr	MPR	Max Power	Measured Pwr	MPR	Max Power
Release 99	Rel 99 (RMC, 12.2 kbps)	4132	826.4	25.2	N/A	25.7	25.2	N/A	25.7
		4183	836.6	25.1			25.1		
		4233	846.6	25.1			25.1		
HSDPA	Subtest 1	4132	826.4	24.3	0	25.7	24.3	0	25.7
		4183	836.6	24.2			24.2		
		4233	846.6	24.2			24.2		
	Subtest 2	4132	826.4	24.3	0	25.7	24.3	0	25.7
		4183	836.6	24.2			24.2		
		4233	846.6	24.2			24.2		
	Subtest 3	4132	826.4	23.8	0.5	25.2	23.8	0.5	25.2
		4183	836.6	23.7			23.7		
		4233	846.6	23.7			23.7		
	Subtest 4	4132	826.4	23.8	0.5	25.2	23.8	0.5	25.2
		4183	836.6	23.7			23.7		
		4233	846.6	23.7			23.7		
HSUPA	Subtest 1	4132	826.4	24.3	0	25.7	24.3	0	25.7
		4183	836.6	24.2			24.2		
		4233	846.6	24.2			24.2		
	Subtest 2	4132	826.4	22.3	2	23.7	22.3	2	23.7
		4183	836.6	22.2			22.2		
		4233	846.6	22.3			22.3		
	Subtest 3	4132	826.4	23.3	1	24.7	23.3	1	24.7
		4183	836.6	23.3			23.3		
		4233	846.6	23.3			23.3		
	Subtest 4	4132	826.4	22.3	2	23.7	22.3	2	23.7
		4183	836.6	22.2			22.2		
		4233	846.6	22.3			22.3		
	Subtest 5	4132	826.4	23.9	0	25.7	23.9	0	25.7
		4183	836.6	23.8			23.8		
		4233	846.6	23.8			23.8		
DC-HSDPA	Subtest 1	4132	826.4	24.3	0	25.7	24.3	0	25.7
		4183	836.6	24.2			24.2		
		4233	846.6	24.2			24.2		
	Subtest 2	4132	826.4	24.3	0	25.7	24.3	0	25.7
		4183	836.6	24.2			24.2		
		4233	846.6	24.2			24.2		
	Subtest 3	4132	826.4	23.8	0.5	25.2	23.8	0.5	25.2
		4183	836.6	23.7			23.7		
		4233	846.6	23.7			23.7		
	Subtest 4	4132	826.4	23.8	0.5	25.2	23.8	0.5	25.2
		4183	836.6	23.7			23.7		
		4233	846.6	23.7			23.7		
HSPA+	Subtest 1	4132	826.4	24.3	2.5	25.7	24.3	2.5	25.7
		4183	836.6	24.2			24.2		
		4233	846.6	24.2			24.2		

W-CDMA Band 5 Measured Results (ANT2)

Mode		UL Ch No.	Freq. (MHz)	Mode A Power (dBm)			Mode B Power (dBm)		
				Measured Pwr	MPR	Max Power	Measured Pwr	MPR	Max Power
Release 99	Rel 99 (RMC, 12.2 kbps)	4132	826.4	23.2	N/A	24.5	24.6	N/A	25.2
		4183	836.6	23.2			24.6		
		4233	846.6	23.1			24.5		
HSDPA	Subtest 1	4132	826.4	22.9	0	24.5	23.8	0	25.2
		4183	836.6	22.8			23.7		
		4233	846.6	22.7			23.6		
	Subtest 2	4132	826.4	22.9	0	24.5	23.8	0	25.2
		4183	836.6	22.8			23.7		
		4233	846.6	22.7			23.6		
	Subtest 3	4132	826.4	22.4	0.5	24.0	23.3	0.5	24.7
		4183	836.6	22.3			23.2		
		4233	846.6	22.2			23.1		
	Subtest 4	4132	826.4	22.4	0.5	24.0	23.3	0.5	24.7
		4183	836.6	22.3			23.2		
		4233	846.6	22.2			23.1		
HSUPA	Subtest 1	4132	826.4	22.9	0	24.5	23.8	0	25.2
		4183	836.6	22.8			23.7		
		4233	846.6	22.7			23.6		
	Subtest 2	4132	826.4	20.8	2	22.5	21.8	2	23.2
		4183	836.6	20.8			21.7		
		4233	846.6	20.8			21.7		
	Subtest 3	4132	826.4	21.9	1	23.5	22.8	1	24.2
		4183	836.6	21.8			22.7		
		4233	846.6	21.7			22.6		
	Subtest 4	4132	826.4	21.0	2	22.5	21.8	2	23.2
		4183	836.6	20.8			21.7		
		4233	846.6	20.7			21.7		
	Subtest 5	4132	826.4	22.9	0	24.5	23.3	0	25.2
		4183	836.6	22.8			23.3		
		4233	846.6	22.7			23.2		
DC-HSDPA	Subtest 1	4132	826.4	22.9	0	24.5	23.8	0	25.2
		4183	836.6	22.8			23.7		
		4233	846.6	22.7			23.6		
	Subtest 2	4132	826.4	22.9	0	24.5	23.8	0	25.2
		4183	836.6	22.8			23.7		
		4233	846.6	22.7			23.6		
	Subtest 3	4132	826.4	22.4	0.5	24.0	23.3	0.5	24.7
		4183	836.6	22.3			23.2		
		4233	846.6	22.2			23.1		
	Subtest 4	4132	826.4	22.4	0.5	24.0	23.3	0.5	24.7
		4183	836.6	22.3			23.2		
		4233	846.6	22.2			23.1		
HSPA+	Subtest 1	4132	826.4	21.9	2.5	22.0	23.2	2.5	25.2
		4183	836.6	21.8			23.3		
		4233	846.6	21.7			23.3		

9.3. LTE

The following tests were conducted according to the test requirements outlined in section 6.2 of the 3GPP TS36.101 specification.

UE Power Class: 3 (23 +/- 2dBm). The allowed Maximum Power Reduction (MPR) for the maximum output power due to higher order modulation and transmit bandwidth configuration (resource blocks) is specified in Table 6.2.3-1 of the 3GPP TS36.101.

Table 6.2.3-1: Maximum Power Reduction (MPR) for Power Class 1, 2 and 3

Modulation	Channel bandwidth / Transmission bandwidth (N _{RB})						MPR (dB)
	1.4 MHz	3.0 MHz	5 MHz	10 MHz	15 MHz	20 MHz	
QPSK	> 5	> 4	> 8	> 12	> 16	> 18	≤ 1
16 QAM	≤ 5	≤ 4	≤ 8	≤ 12	≤ 16	≤ 18	≤ 1
16 QAM	> 5	> 4	> 8	> 12	> 16	> 18	≤ 2
64 QAM	≤ 5	≤ 4	≤ 8	≤ 12	≤ 16	≤ 18	≤ 2
64 QAM	> 5	> 4	> 8	> 12	> 16	> 18	≤ 3
256 QAM	≥ 1						≤ 5

The allowed A-MPR values specified below in Table 6.2.4.-1 of 3GPP TS36.101 are in addition to the allowed MPR requirements. All the measurements below were performed with A-MPR disabled, by using Network Signaling Value of "NS_01".

Table 6.2.4-1: Additional Maximum Power Reduction (A-MPR)

Network Signalling value	Requirements (subclause)	E-UTRA Band	Channel bandwidth (MHz)	Resources Blocks (N _{RB})	A-MPR (dB)
NS_01	6.6.2.1.1	Table 5.5-1	1.4, 3, 5, 10, 15, 20	Table 5.6-1	N/A

Maximum Output Power for LTE

According to April 2015 TCB workshop, SAR test exclusion can be applied for testing overlapping LTE bands as follows:

- a) The maximum output power for the smaller band must be ≤ the larger band to qualify for the SAR test exclusion.
- b) The channel bandwidth and other operating parameters for the smaller band must be fully supported by the larger band.
 - LTE Band 2 (1850-1910 MHz) is covered by LTE Band 25 (1850-1915 MHz)
 - LTE Band 4 (1710-1755 MHz) is covered by LTE Band 66 (1710-1780 MHz)
 - LTE Band 17 (704-716 MHz) is covered by LTE Band 12 (699-716 MHz)

For some LTE Bands, certain channel bandwidths do not support at least three non-overlapping channels. When a device supports overlapping channel assignments in a channel bandwidth configuration, the middle channel of the group of overlapping channels should be selected for testing per KDB 941225 D05 SAR for LTE Devices. Please refer to section 6.3. for a detailed list of LTE test channels.

- LTE Band 4 (1710-1755 MHz)
- LTE Band 5 (824-849 MHz)
- LTE Band 12 (699-716 MHz)
- LTE Band 13 (777-787 MHz)
- LTE Band 14 (788-798 MHz)
- LTE Band 71 (663-698 MHz)

LTE QPSK configuration has the highest maximum average output power per 3GPP standard.

SAR measurement is not required for the 16QAM, 64QAM, and 256QAM. When the highest maximum output power for 16QAM, 64QAM, and 256QAM is ≤ ½ dB higher than the QPSK or when the reported SAR for the QPSK configuration is ≤ 1.45 W/kg.

Please refer to section 6.3. for LTE detail test channels.

RF Air interface	Mode	Maximum Output Power (dBm)							
		ANT1		ANT2		ANT3		ANT4	
		Mode A	Mode B	Mode A	Mode B	Mode A	Mode B	Mode A	Mode B
LTE Band 2	QPSK	25.7	21.5	20.0	18.5	22.3	21.9	19.6	20.0
LTE Band 4	QPSK	25.7	20.4	18.8	18.6	23.0	22.9	22.6	23.0
LTE Band 5	QPSK	25.7	25.7	24.5	25.2				
LTE Band 7	QPSK	24.4	21.4	20.3	20.6	22.5	19.3	21.1	20.6
LTE Band 12	QPSK	25.7	25.7	25.2	25.2				
LTE Band 13	QPSK	25.7	25.7	24.3	25.2				
LTE Band 14	QPSK	25.7	25.7	24.3	25.2				
LTE Band 17	QPSK	25.7	25.7	25.2	25.2				
LTE Band 25	QPSK	25.7	21.5	20.0	18.5	22.3	21.9	19.6	20.0
LTE Band 26	QPSK	25.7	25.7	24.5	25.2				
LTE Band 30	QPSK	24.3	22.0	21.6	22.1	23.7	21.0	20.4	19.9
LTE Band 41 (PC3)	QPSK	25.7	21.7	21.9	22.7	24.0	21.3	22.3	22.6
LTE Band 41 (PC2)	QPSK	27.7	23.2	23.4	24.7	26.0	23.3	24.3	24.6
LTE Band 53	QPSK	20.7	20.7	20.7	20.7				
LTE Band 66	QPSK	25.7	20.4	18.8	18.6	23.0	22.9	22.6	23.0
LTE Band 71	QPSK	25.7	25.7	25.2	25.2				
RF Air interface	Mode	Maximum Output Power (dBm)							
		ANT7		ANT8		ANT9		ANT4	
		Mode A	Mode B	Mode A	Mode B	Mode A	Mode B	Mode A	Mode B
LTE Band 48	QPSK	23.6	20.6	24.4	24.5	23.1	20.7	24.7	24.7

LTE Band 5 Measured Results (ANT1)

BW (MHz)	Mode	RB Allocation	RB Offset	Mode A Power (dBm)					Mode B Power (dBm)				
				20525			MPR	Max Power	20525			MPR	Max Power
				836.5 MHz					836.5 MHz				
10	QPSK	1	0	24.9			0	25.7	24.9			0	25.7
		1	25	24.9			0	25.7	24.9			0	25.7
		1	49	24.7			0	25.7	24.7			0	25.7
		25	0	24.2			1	24.7	24.2			1	24.7
		25	12	24.2			1	24.7	24.2			1	24.7
		25	25	24.2			1	24.7	24.2			1	24.7
		50	0	24.2			1	24.7	24.2			1	24.7
	16QAM	1	0	24.4			1	24.7	24.4			1	24.7
		1	25	24.4			1	24.7	24.4			1	24.7
		1	49	24.4			1	24.7	24.4			1	24.7
		25	0	23.1			2	23.7	23.1			2	23.7
		25	12	23.1			2	23.7	23.1			2	23.7
		25	25	23.1			2	23.7	23.1			2	23.7
		50	0	23.1			2	23.7	23.1			2	23.7
	64QAM	1	0	23.4			2	23.7	23.4			2	23.7
		1	25	23.4			2	23.7	23.4			2	23.7
		1	49	23.4			2	23.7	23.4			2	23.7
		25	0	22.1			3	22.7	22.1			3	22.7
		25	12	22.2			3	22.7	22.2			3	22.7
		25	25	22.1			3	22.7	22.1			3	22.7
		50	0	22.1			3	22.7	22.1			3	22.7
	256QAM	1	0	20.2			5	20.7	20.2			5	20.7
		1	25	20.3			5	20.7	20.3			5	20.7
		1	49	20.3			5	20.7	20.3			5	20.7
		25	0	20.1			5	20.7	20.1			5	20.7
		25	12	20.2			5	20.7	20.2			5	20.7
		25	25	20.2			5	20.7	20.2			5	20.7
		50	0	20.1			5	20.7	20.1			5	20.7
BW (MHz)	Mode	RB Allocation	RB offset	Mode A Power (dBm)					Mode B Power (dBm)				
				20425	20525	20625	MPR	Max Power	20425	20525	20625	MPR	Max Power
				826.5 MHz					836.5 MHz				
5	QPSK	1	0	24.9	24.7	24.9	0	25.7	24.9	24.7	24.9	0	25.7
		1	12	25.0	24.9	25.0	0	25.7	25.0	24.9	25.0	0	25.7
		1	24	24.8	24.8	24.9	0	25.7	24.8	24.8	24.9	0	25.7
		12	0	24.1	24.0	24.1	1	24.7	24.1	24.0	24.1	1	24.7
		12	7	24.2	24.1	24.3	1	24.7	24.2	24.1	24.3	1	24.7
		12	13	24.2	24.1	24.2	1	24.7	24.2	24.1	24.2	1	24.7
		25	0	24.2	24.1	24.2	1	24.7	24.2	24.1	24.2	1	24.7
	16QAM	1	0	24.5	24.5	24.5	1	24.7	24.5	24.5	24.5	1	24.7
		1	12	24.7	24.5	24.6	1	24.7	24.7	24.5	24.6	1	24.7
		1	24	24.5	24.4	24.6	1	24.7	24.5	24.4	24.6	1	24.7
		12	0	23.2	23.1	23.2	2	23.7	23.2	23.1	23.2	2	23.7
		12	7	23.3	23.2	23.3	2	23.7	23.3	23.2	23.3	2	23.7
		12	13	23.2	23.2	23.3	2	23.7	23.2	23.2	23.3	2	23.7
		25	0	23.2	23.1	23.2	2	23.7	23.2	23.1	23.2	2	23.7
	64QAM	1	0	23.2	23.1	23.3	2	23.7	23.2	23.1	23.3	2	23.7
		1	12	23.3	23.2	23.4	2	23.7	23.3	23.2	23.4	2	23.7
		1	24	23.2	23.1	23.4	2	23.7	23.2	23.1	23.4	2	23.7
		12	0	22.1	22.0	22.2	3	22.7	22.1	22.0	22.2	3	22.7
		12	7	22.2	22.2	22.3	3	22.7	22.2	22.2	22.3	3	22.7
		12	13	22.2	22.1	22.3	3	22.7	22.2	22.1	22.3	3	22.7
		25	0	22.2	22.1	22.2	3	22.7	22.2	22.1	22.2	3	22.7
	256QAM	1	0	20.2	20.2	20.2	5	20.7	20.2	20.2	20.2	5	20.7
		1	12	20.3	20.3	20.4	5	20.7	20.3	20.3	20.4	5	20.7
		1	24	20.2	20.2	20.3	5	20.7	20.2	20.2	20.3	5	20.7
		12	0	20.1	20.0	20.2	5	20.7	20.1	20.0	20.2	5	20.7
		12	7	20.2	20.2	20.3	5	20.7	20.2	20.2	20.3	5	20.7
		12	13	20.2	20.1	20.2	5	20.7	20.2	20.1	20.2	5	20.7
		25	0	20.2	20.1	20.2	5	20.7	20.2	20.1	20.2	5	20.7

LTE Band 5 Measured Results (ANT1) (continued)

BW (MHz)	Mode	RB Allocation	RB offset	Mode A Power (dBm)					Mode B Power (dBm)				
				20415	20525	20635	MPR	Max Power	20415	20525	20635	MPR	Max Power
				825.5 MHz	836.5 MHz	847.5 MHz			825.5 MHz	836.5 MHz	847.5 MHz		
3	QPSK	1	0	24.8	24.7	24.9	0	25.7	24.8	24.7	24.9	0	25.7
		1	8	24.9	24.9	25.0	0	25.7	24.9	24.9	25.0	0	25.7
		1	14	24.8	24.7	24.9	0	25.7	24.8	24.7	24.9	0	25.7
		8	0	24.2	24.0	24.2	1	24.7	24.2	24.0	24.2	1	24.7
		8	4	24.2	24.2	24.2	1	24.7	24.2	24.2	24.2	1	24.7
		8	7	24.2	24.2	24.3	1	24.7	24.2	24.2	24.3	1	24.7
	16QAM	15	0	24.2	24.1	24.2	1	24.7	24.2	24.1	24.2	1	24.7
		1	0	24.4	24.4	24.5	1	24.7	24.4	24.4	24.5	1	24.7
		1	8	24.6	24.5	24.5	1	24.7	24.6	24.5	24.5	1	24.7
		1	14	24.4	24.4	24.5	1	24.7	24.4	24.4	24.5	1	24.7
		8	0	23.2	23.1	23.2	2	23.7	23.2	23.1	23.2	2	23.7
		8	4	23.3	23.3	23.3	2	23.7	23.3	23.3	23.3	2	23.7
	64QAM	8	7	23.3	23.2	23.3	2	23.7	23.3	23.2	23.3	2	23.7
		15	0	23.2	23.2	23.2	2	23.7	23.2	23.2	23.2	2	23.7
		1	0	23.5	23.3	23.3	2	23.7	23.5	23.3	23.3	2	23.7
		1	8	23.5	23.4	23.4	2	23.7	23.5	23.4	23.4	2	23.7
		1	14	23.4	23.3	23.3	2	23.7	23.4	23.3	23.3	2	23.7
		8	0	22.2	22.1	22.2	3	22.7	22.2	22.1	22.2	3	22.7
	256QAM	8	4	22.3	22.2	22.3	3	22.7	22.3	22.2	22.3	3	22.7
		8	7	22.3	22.2	22.3	3	22.7	22.3	22.2	22.3	3	22.7
		15	0	22.2	22.1	22.2	3	22.7	22.2	22.1	22.2	3	22.7
		1	0	20.2	20.1	20.2	5	20.7	20.2	20.1	20.2	5	20.7
		1	8	20.4	20.2	20.5	5	20.7	20.4	20.2	20.5	5	20.7
		1	14	20.3	20.2	20.4	5	20.7	20.3	20.2	20.4	5	20.7
1.4	QPSK	8	0	20.2	20.1	20.2	5	20.7	20.2	20.1	20.2	5	20.7
		8	4	20.3	20.2	20.2	5	20.7	20.3	20.2	20.2	5	20.7
		8	7	20.3	20.2	20.3	5	20.7	20.3	20.2	20.3	5	20.7
		15	0	20.2	20.2	20.2	5	20.7	20.2	20.2	20.2	5	20.7
		1	0	24.8	24.8	24.9	0	25.7	24.8	24.8	24.9	0	25.7
		1	3	24.9	24.8	24.9	0	25.7	24.9	24.8	24.9	0	25.7
	16QAM	1	5	24.9	24.8	24.9	0	25.7	24.9	24.8	24.9	0	25.7
		3	0	24.8	24.8	24.9	0	25.7	24.8	24.8	24.9	0	25.7
		3	1	24.9	24.8	24.9	0	25.7	24.9	24.8	24.9	0	25.7
		3	3	24.9	24.8	24.9	0	25.7	24.9	24.8	24.9	0	25.7
		6	0	24.2	24.1	24.2	1	24.7	24.2	24.1	24.2	1	24.7
		1	0	24.5	24.5	24.6	1	24.7	24.5	24.5	24.6	1	24.7
	64QAM	1	3	24.6	24.5	24.5	1	24.7	24.6	24.5	24.5	1	24.7
		1	5	24.6	24.5	24.6	1	24.7	24.6	24.5	24.6	1	24.7
		3	0	24.4	24.3	24.4	1	24.7	24.4	24.3	24.4	1	24.7
		3	1	24.4	24.3	24.4	1	24.7	24.4	24.3	24.4	1	24.7
		3	3	24.4	24.3	24.4	1	24.7	24.4	24.3	24.4	1	24.7
		6	0	23.3	23.2	23.3	2	23.7	23.3	23.2	23.3	2	23.7
	256QAM	1	0	23.3	23.3	23.4	2	23.7	23.3	23.3	23.4	2	23.7
		1	3	23.3	23.3	23.4	2	23.7	23.3	23.3	23.4	2	23.7
		1	5	23.4	23.2	23.4	2	23.7	23.4	23.2	23.4	2	23.7
		3	0	23.3	23.2	23.3	2	23.7	23.3	23.2	23.3	2	23.7
		3	1	23.3	23.2	23.3	2	23.7	23.3	23.2	23.3	2	23.7
		3	3	23.3	23.2	23.3	2	23.7	23.3	23.2	23.3	2	23.7
QPSK	6	0	22.3	22.2	22.3	3	22.7	22.3	22.2	22.3	3	22.7	
	1	0	20.3	20.2	20.3	5	20.7	20.3	20.2	20.3	5	20.7	
	1	3	20.3	20.3	20.4	5	20.7	20.3	20.3	20.4	5	20.7	
	1	5	20.3	20.3	20.4	5	20.7	20.3	20.3	20.4	5	20.7	
	3	0	20.2	20.2	20.3	5	20.7	20.2	20.2	20.3	5	20.7	
	3	1	20.3	20.2	20.3	5	20.7	20.3	20.2	20.3	5	20.7	
16QAM	3	3	20.3	20.2	20.3	5	20.7	20.3	20.2	20.3	5	20.7	
	6	0	20.2	20.1	20.3	5	20.7	20.2	20.1	20.3	5	20.7	

LTE Band 5 Measured Results (ANT2)

BW (MHz)	Mode	RB Allocation	RB Offset	Mode A Power (dBm)					Mode B Power (dBm)				
				20525			MPR	Max Power	20525			MPR	Max Power
				836.5 MHz					836.5 MHz				
10	QPSK	1	0	22.8			0	24.5	24.1			0	25.2
		1	25	22.8			0	24.5	24.2			0	25.2
		1	49	22.8			0	24.5	24.2			0	25.2
		25	0	22.7			0.3	24.2	23.4			1	24.2
		25	12	22.8			0.3	24.2	23.5			1	24.2
		25	25	22.8			0.3	24.2	23.4			1	24.2
	16QAM	50	0	22.8			0.3	24.2	23.4			1	24.2
		1	0	23.4			0.3	24.2	23.4			1	24.2
		1	25	23.3			0.3	24.2	23.3			1	24.2
		1	49	23.4			0.3	24.2	23.3			1	24.2
		25	0	22.7			1.3	23.2	22.7			2	23.2
		25	12	22.8			1.3	23.2	22.8			2	23.2
	64QAM	25	25	22.7			1.3	23.2	22.8			2	23.2
		50	0	22.7			1.3	23.2	22.7			2	23.2
		1	0	22.9			1.3	23.2	23.0			2	23.2
		1	25	23.0			1.3	23.2	23.0			2	23.2
		1	49	22.9			1.3	23.2	23.0			2	23.2
		25	0	21.7			2.3	22.2	21.7			3	22.2
	256QAM	25	12	21.8			2.3	22.2	21.7			3	22.2
		25	25	21.7			2.3	22.2	21.7			3	22.2
50		0	21.7			2.3	22.2	21.7			3	22.2	
1		0	19.8			4.3	20.2	19.7			5	20.2	
1		25	20.0			4.3	20.2	19.9			5	20.2	
1		49	19.9			4.3	20.2	19.8			5	20.2	
5	QPSK	25	0	19.7			4.3	20.2	19.6			5	20.2
		25	12	19.7			4.3	20.2	19.7			5	20.2
		25	25	19.7			4.3	20.2	19.7			5	20.2
		50	0	19.7			4.3	20.2	19.7			5	20.2
		1	0	22.7	22.7	22.9	0	24.5	24.1	24.1	24.2	0	25.2
		1	12	22.8	22.8	23.0	0	24.5	24.2	24.2	24.3	0	25.2
	16QAM	1	24	22.7	22.8	22.9	0	24.5	24.1	24.1	24.2	0	25.2
		12	0	22.7	22.7	22.8	0.3	24.2	23.3	23.3	23.5	1	24.2
		12	7	22.8	22.8	22.9	0.3	24.2	23.5	23.4	23.5	1	24.2
		12	13	22.8	22.8	22.9	0.3	24.2	23.4	23.4	23.6	1	24.2
		25	0	22.8	22.8	22.9	0.3	24.2	23.4	23.4	23.5	1	24.2
		1	0	23.4	23.3	23.4	0.3	24.2	23.4	23.3	23.3	1	24.2
	64QAM	1	12	23.5	23.4	23.5	0.3	24.2	23.4	23.4	23.5	1	24.2
		1	24	23.3	23.4	23.5	0.3	24.2	23.4	23.3	23.4	1	24.2
		12	0	22.9	22.6	22.8	1.3	23.2	22.8	22.7	22.8	2	23.2
		12	7	22.9	22.8	22.9	1.3	23.2	22.8	22.8	22.8	2	23.2
		12	13	22.8	22.7	22.9	1.3	23.2	22.8	22.8	22.9	2	23.2
		25	0	22.8	22.7	22.8	1.3	23.2	22.8	22.7	22.7	2	23.2
	256QAM	1	0	22.8	22.8	22.9	1.3	23.2	22.8	22.8	23.0	2	23.2
		1	12	22.9	22.9	23.0	1.3	23.2	22.9	22.8	23.0	2	23.2
1		24	22.8	22.7	22.9	1.3	23.2	22.8	22.8	22.9	2	23.2	
12		0	21.8	21.6	21.7	2.3	22.2	21.8	21.7	21.7	3	22.2	
12		7	21.8	21.8	21.8	2.3	22.2	21.8	21.8	21.8	3	22.2	
12		13	21.7	21.7	21.8	2.3	22.2	21.8	21.7	21.8	3	22.2	
256QAM	25	0	21.7	21.7	21.8	2.3	22.2	21.8	21.7	21.8	3	22.2	
	1	0	19.9	19.7	19.8	4.3	20.2	19.9	19.7	19.9	5	20.2	
	1	12	20.0	19.8	20.0	4.3	20.2	20.0	19.8	20.0	5	20.2	
	1	24	19.9	19.8	19.9	4.3	20.2	19.9	19.8	19.9	5	20.2	
	12	0	19.8	19.7	19.7	4.3	20.2	19.8	19.6	19.7	5	20.2	
	12	7	19.8	19.7	19.8	4.3	20.2	19.8	19.8	19.8	5	20.2	
256QAM	12	13	19.8	19.8	19.8	4.3	20.2	19.8	19.7	19.8	5	20.2	
	25	0	19.8	19.7	19.7	4.3	20.2	19.7	19.7	19.7	5	20.2	

LTE Band 5 Measured Results (ANT2) (continued)

BW (MHz)	Mode	RB Allocation	RB offset	Mode A Power (dBm)					Mode B Power (dBm)				
				20415	20525	20635	MPR	Max Power	20415	20525	20635	MPR	Max Power
				825.5 MHz	836.5 MHz	847.5 MHz			825.5 MHz	836.5 MHz	847.5 MHz		
3	QPSK	1	0	22.6	22.6	22.8	0	24.5	24.1	24.0	24.2	0	25.2
		1	8	22.7	22.8	23.0	0	24.5	24.1	24.1	24.3	0	25.2
		1	14	22.6	22.7	22.9	0	24.5	24.0	24.0	24.2	0	25.2
		8	0	22.7	22.7	22.8	0.3	24.2	23.4	23.3	23.5	1	24.2
		8	4	22.8	22.8	23.0	0.3	24.2	23.5	23.4	23.6	1	24.2
		8	7	22.8	22.8	23.0	0.3	24.2	23.4	23.4	23.6	1	24.2
	16QAM	15	0	22.7	22.8	22.8	0.3	24.2	23.4	23.4	23.5	1	24.2
		1	0	23.3	23.2	23.3	0.3	24.2	24.0	23.9	24.0	1	24.2
		1	8	23.5	23.3	23.5	0.3	24.2	24.1	24.0	24.1	1	24.2
		1	14	23.4	23.3	23.4	0.3	24.2	24.0	24.0	24.1	1	24.2
		8	0	22.8	22.7	22.8	1.3	23.2	22.8	22.7	22.8	2	23.2
		8	4	22.8	22.8	22.8	1.3	23.2	22.8	22.8	22.8	2	23.2
	64QAM	8	7	22.9	22.8	22.9	1.3	23.2	22.8	22.8	22.9	2	23.2
		15	0	22.8	22.7	22.7	1.3	23.2	22.7	22.7	22.8	2	23.2
		1	0	22.9	22.9	23.0	1.3	23.2	22.9	22.9	22.9	2	23.2
		1	8	23.0	23.0	23.1	1.3	23.2	22.9	22.9	23.1	2	23.2
		1	14	22.9	22.9	23.0	1.3	23.2	22.9	22.8	23.1	2	23.2
		8	0	21.7	21.6	21.8	2.3	22.2	21.8	21.7	21.8	3	22.2
	256QAM	8	4	21.8	21.7	21.8	2.3	22.2	21.8	21.8	21.9	3	22.2
		8	7	21.8	21.7	21.9	2.3	22.2	21.8	21.8	21.9	3	22.2
		15	0	21.7	21.7	21.7	2.3	22.2	21.8	21.7	21.7	3	22.2
		1	0	19.7	19.7	19.8	4.3	20.2	19.8	19.7	19.8	5	20.2
		1	8	19.9	19.8	20.0	4.3	20.2	20.0	20.0	20.0	5	20.2
		1	14	19.8	19.8	19.9	4.3	20.2	19.9	19.8	19.9	5	20.2
1.4	QPSK	8	0	19.8	19.7	19.8	4.3	20.2	19.8	19.6	19.8	5	20.2
		8	4	19.8	19.8	19.8	4.3	20.2	19.8	19.7	19.8	5	20.2
		8	7	19.8	19.8	19.9	4.3	20.2	19.8	19.8	19.9	5	20.2
		15	0	19.8	19.7	19.8	4.3	20.2	19.8	19.7	19.8	5	20.2
		20407	20525	20643	MPR	Max Power	20407	20525	20643	MPR	Max Power		
		824.7 MHz	836.5 MHz	848.3 MHz			824.7 MHz	836.5 MHz	848.3 MHz				
	QPSK	1	0	22.7	22.7	22.9	0	24.5	24.1	24.1	24.3	0	25.2
		1	3	22.8	22.8	23.0	0	24.5	24.1	24.1	24.3	0	25.2
		1	5	22.7	22.7	22.9	0	24.5	24.1	24.1	24.3	0	25.2
		3	0	22.7	22.7	22.9	0	24.5	24.1	24.1	24.3	0	25.2
		3	1	22.7	22.7	22.9	0	24.5	24.1	24.1	24.3	0	25.2
		3	3	22.7	22.7	22.9	0	24.5	24.1	24.1	24.3	0	25.2
	16QAM	6	0	22.7	22.7	22.9	0.3	24.2	23.4	23.4	23.6	1	24.2
		1	0	23.3	23.3	23.4	0.3	24.2	24.1	24.0	24.1	1	24.2
		1	3	23.4	23.4	23.5	0.3	24.2	24.1	24.0	24.1	1	24.2
		1	5	23.4	23.3	23.4	0.3	24.2	24.1	24.0	24.1	1	24.2
		3	0	23.2	23.2	23.3	0.3	24.2	23.9	23.9	24.0	1	24.2
		3	1	23.2	23.2	23.3	0.3	24.2	24.0	23.9	24.0	1	24.2
	64QAM	3	3	23.2	23.2	23.3	0.3	24.2	24.0	23.9	24.0	1	24.2
		6	0	22.8	22.8	22.9	1.3	23.2	22.8	22.8	22.9	2	23.2
		1	0	22.9	22.9	22.9	1.3	23.2	22.9	22.8	23.1	2	23.2
		1	3	23.0	22.8	22.9	1.3	23.2	23.0	22.9	23.0	2	23.2
		1	5	22.9	22.8	22.9	1.3	23.2	22.9	22.8	23.0	2	23.2
		3	0	22.8	22.7	22.9	1.3	23.2	22.8	22.7	22.8	2	23.2
256QAM	3	1	22.8	22.7	22.9	1.3	23.2	22.8	22.7	22.8	2	23.2	
	3	3	22.8	22.7	22.9	1.3	23.2	22.8	22.7	22.8	2	23.2	
	6	0	21.7	21.7	21.8	2.3	22.2	21.7	21.7	21.8	3	22.2	
	1	0	19.7	19.9	19.9	4.3	20.2	19.7	19.7	19.9	5	20.2	
	1	3	19.8	19.8	20.0	4.3	20.2	19.8	19.8	19.9	5	20.2	
	1	5	19.8	19.7	19.9	4.3	20.2	19.9	19.7	19.9	5	20.2	
256QAM	3	0	19.7	19.8	19.8	4.3	20.2	19.7	19.7	19.8	5	20.2	
	3	1	19.8	19.7	19.8	4.3	20.2	19.7	19.7	19.8	5	20.2	
	3	3	19.8	19.7	19.8	4.3	20.2	19.8	19.7	19.8	5	20.2	
	6	0	19.8	19.7	19.8	4.3	20.2	19.7	19.9	19.7	5	20.2	

LTE Band 7 Measured Results (ANT1)

BW (MHz)	Mode	RB Allocation	RB Offset	Mode A Power (dBm)					Mode B Power (dBm)					
				20850	21100	21350	MPR	Max Power	20850	21100	21350	MPR	Max Power	
				2510 MHz	2535 MHz	2560 MHz			2510 MHz	2535 MHz	2560 MHz			
20	QPSK	1	0	23.7	23.7	23.6	0	24.4	20.7	20.5	20.5	0	21.4	
		1	49	23.7	23.7	23.6	0	24.4	20.7	20.4	20.5	0	21.4	
		1	99	23.6	23.7	23.7	0	24.4	20.6	20.4	20.5	0	21.4	
		50	0	23.8	23.8	23.7	0	24.4	20.8	20.6	20.4	0	21.4	
		50	24	23.8	23.8	23.7	0	24.4	20.7	20.5	20.4	0	21.4	
		50	50	23.7	23.7	23.7	0	24.4	20.7	20.5	20.5	0	21.4	
	16QAM	100	0	23.8	23.7	23.7	0	24.4	20.7	20.5	20.4	0	21.4	
		1	0	23.8	23.6	23.6	0	24.4	21.2	20.9	20.9	0	21.4	
		1	49	24.1	23.8	23.8	0	24.4	21.2	21.0	21.0	0	21.4	
		1	99	23.7	23.6	23.6	0	24.4	21.0	20.9	20.8	0	21.4	
		50	0	23.2	23.0	23.0	0.7	23.7	20.9	20.7	20.6	0	21.4	
		50	24	23.2	23.0	23.0	0.7	23.7	20.9	20.7	20.6	0	21.4	
	64QAM	50	50	23.1	23.0	23.0	0.7	23.7	20.8	20.7	20.7	0	21.4	
		100	0	23.1	23.0	22.9	0.7	23.7	20.9	20.7	20.6	0	21.4	
		1	0	23.3	23.2	23.1	0.7	23.7	21.0	20.9	20.9	0	21.4	
		1	49	23.6	23.4	23.3	0.7	23.7	21.1	20.9	21.0	0	21.4	
		1	99	23.2	23.2	23.2	0.7	23.7	20.9	20.8	20.9	0	21.4	
		50	0	22.1	22.0	22.0	1.7	22.7	20.9	20.8	20.7	0	21.4	
	256QAM	50	24	22.1	22.0	22.0	1.7	22.7	20.9	20.8	20.7	0	21.4	
		50	50	22.0	22.0	22.0	1.7	22.7	20.8	20.7	20.7	0	21.4	
		100	0	22.1	22.0	22.0	1.7	22.7	20.9	20.7	20.7	0	21.4	
		1	0	20.4	20.2	20.2	3.7	20.7	20.7	20.5	20.5	0.7	20.7	
		1	49	20.3	20.1	20.2	3.7	20.7	20.7	20.4	20.5	0.7	20.7	
		1	99	20.2	20.2	20.3	3.7	20.7	20.6	20.5	20.5	0.7	20.7	
15	QPSK	50	0	20.1	20.0	20.0	3.7	20.7	20.5	20.3	20.3	0.7	20.7	
		50	24	20.1	20.0	20.0	3.7	20.7	20.5	20.4	20.3	0.7	20.7	
		50	50	20.1	20.0	20.1	3.7	20.7	20.4	20.3	20.4	0.7	20.7	
		100	0	20.1	20.0	20.0	3.7	20.7	20.5	20.3	20.3	0.7	20.7	
		16QAM	1	0	23.5	23.4	23.3	0	24.4	20.8	20.6	20.7	0	21.4
			1	37	23.6	23.4	23.4	0	24.4	20.8	20.6	20.7	0	21.4
	1		74	23.4	23.3	23.3	0	24.4	20.7	20.6	20.7	0	21.4	
	36		0	23.6	23.4	23.4	0	24.4	20.9	20.7	20.6	0	21.4	
	36		20	23.5	23.4	23.4	0	24.4	20.9	20.7	20.6	0	21.4	
	36		39	23.5	23.4	23.4	0	24.4	20.8	20.7	20.7	0	21.4	
	75		0	23.5	23.4	23.4	0	24.4	20.8	20.7	20.6	0	21.4	
	64QAM		1	0	23.8	23.6	23.7	0	24.4	21.1	20.9	20.9	0	21.4
			1	37	23.9	23.6	23.8	0	24.4	21.2	20.9	21.1	0	21.4
			1	74	23.8	23.5	23.8	0	24.4	21.1	20.9	21.0	0	21.4
			36	0	23.2	23.0	23.0	0.7	23.7	20.9	20.7	20.7	0	21.4
			36	20	23.1	23.0	23.1	0.7	23.7	20.9	20.7	20.6	0	21.4
		36	39	23.1	23.0	23.1	0.7	23.7	20.8	20.7	20.7	0	21.4	
	256QAM	75	0	23.1	23.0	23.1	0.7	23.7	20.8	20.7	20.6	0	21.4	
		1	0	23.4	23.2	23.3	0.7	23.7	20.9	20.8	20.8	0	21.4	
		1	37	23.3	23.1	23.3	0.7	23.7	20.9	20.8	20.9	0	21.4	
		1	74	23.2	23.1	23.3	0.7	23.7	20.8	20.8	20.8	0	21.4	
		36	0	22.1	22.0	22.0	1.7	22.7	20.9	20.7	20.6	0	21.4	
		36	20	22.1	22.0	22.1	1.7	22.7	20.9	20.7	20.7	0	21.4	
	256QAM	36	39	22.0	22.0	22.0	1.7	22.7	20.8	20.7	20.7	0	21.4	
75		0	22.1	22.0	22.0	1.7	22.7	20.8	20.7	20.7	0	21.4		
1		0	20.2	20.1	20.1	3.7	20.7	20.5	20.4	20.3	0.7	20.7		
1		37	20.3	20.2	20.2	3.7	20.7	20.4	20.4	20.4	0.7	20.7		
1		74	20.2	20.2	20.2	3.7	20.7	20.4	20.4	20.4	0.7	20.7		
36		0	20.2	20.0	20.0	3.7	20.7	20.5	20.3	20.3	0.7	20.7		

LTE Band 7 Measured Results (ANT1) (continued)

BW (MHz)	Mode	RB Allocation	RB offset	Mode A Power (dBm)					Mode B Power (dBm)					
				20800	21100	21400	MPR	Max Power	20800	21100	21400	MPR	Max Power	
				2505 MHz	2535 MHz	2565 MHz			2505 MHz	2535 MHz	2565 MHz			
10	QPSK	1	0	23.7	23.5	23.6	0	24.4	21.1	20.8	20.8	0	21.4	
		1	25	23.7	23.5	23.5	0	24.4	21.1	20.8	20.8	0	21.4	
		1	49	23.7	23.5	23.6	0	24.4	21.0	20.8	20.8	0	21.4	
		25	0	23.7	23.5	23.5	0	24.4	21.1	20.8	20.8	0	21.4	
		25	12	23.7	23.5	23.6	0	24.4	21.0	20.8	20.8	0	21.4	
		25	25	23.6	23.5	23.6	0	24.4	21.0	20.8	20.8	0	21.4	
	16QAM	50	0	23.6	23.5	23.6	0	24.4	21.0	20.8	20.8	0	21.4	
		1	0	24.0	23.7	24.0	0	24.4	21.4	21.1	21.3	0	21.4	
		1	25	24.0	23.7	23.9	0	24.4	21.3	21.1	21.2	0	21.4	
		1	49	23.9	23.7	23.9	0	24.4	21.4	21.1	21.2	0	21.4	
		25	0	23.3	23.2	23.2	0.7	23.7	21.1	20.9	20.9	0	21.4	
		25	12	23.2	23.2	23.2	0.7	23.7	21.1	20.9	20.9	0	21.4	
	64QAM	25	25	23.2	23.1	23.2	0.7	23.7	21.1	20.8	20.9	0	21.4	
		50	0	23.2	23.1	23.2	0.7	23.7	21.0	20.8	20.8	0	21.4	
		1	0	23.5	23.4	23.4	0.7	23.7	21.3	21.0	21.1	0	21.4	
		1	25	23.5	23.4	23.4	0.7	23.7	21.3	21.0	21.1	0	21.4	
		1	49	23.5	23.4	23.4	0.7	23.7	21.2	21.0	21.0	0	21.4	
		25	0	22.4	22.1	22.1	1.7	22.7	21.1	20.9	20.9	0	21.4	
	256QAM	25	12	22.3	22.1	22.2	1.7	22.7	21.0	20.9	20.9	0	21.4	
		25	25	22.2	22.1	22.2	1.7	22.7	21.0	20.8	20.9	0	21.4	
		50	0	22.2	22.1	22.2	1.7	22.7	21.0	20.8	20.9	0	21.4	
		1	0	20.5	20.2	20.3	3.7	20.7	20.7	20.5	20.5	0.7	20.7	
		1	25	20.5	20.3	20.4	3.7	20.7	20.7	20.5	20.5	0.7	20.7	
		1	49	20.4	20.3	20.3	3.7	20.7	20.7	20.5	20.5	0.7	20.7	
	5	QPSK	25	0	20.3	20.1	20.1	3.7	20.7	20.7	20.4	20.4	0.7	20.7
			25	12	20.3	20.1	20.2	3.7	20.7	20.6	20.5	20.4	0.7	20.7
			25	25	20.2	20.1	20.2	3.7	20.7	20.6	20.4	20.4	0.7	20.7
			50	0	20.2	20.1	20.2	3.7	20.7	20.6	20.4	20.4	0.7	20.7
1			0	23.9	23.7	23.8	0	24.4	20.9	20.7	20.7	0	21.4	
1			12	24.0	23.8	23.8	0	24.4	21.0	20.8	20.9	0	21.4	
16QAM		1	24	24.0	23.7	23.8	0	24.4	20.9	20.7	20.8	0	21.4	
		12	0	24.0	23.8	23.7	0	24.4	20.9	20.7	20.7	0	21.4	
		12	7	24.0	23.8	23.8	0	24.4	21.0	20.7	20.8	0	21.4	
		12	13	24.0	23.8	23.8	0	24.4	21.0	20.7	20.8	0	21.4	
		25	0	24.0	23.8	23.7	0	24.4	21.0	20.7	20.7	0	21.4	
		1	0	24.4	24.1	24.2	0	24.4	21.4	21.1	21.1	0	21.4	
64QAM	1	12	24.4	24.2	24.2	0	24.4	21.4	21.1	21.2	0	21.4		
	1	24	24.4	24.2	24.2	0	24.4	21.4	21.0	21.2	0	21.4		
	12	0	23.7	23.4	23.4	0.7	23.7	21.0	20.8	20.8	0	21.4		
	12	7	23.7	23.4	23.5	0.7	23.7	21.1	20.8	20.9	0	21.4		
	12	13	23.7	23.4	23.5	0.7	23.7	21.0	20.8	20.9	0	21.4		
	25	0	23.6	23.4	23.3	0.7	23.7	21.0	20.7	20.7	0	21.4		
256QAM	1	0	23.7	23.6	23.5	0.7	23.7	21.1	20.9	20.9	0	21.4		
	1	12	23.6	23.6	23.6	0.7	23.7	21.1	20.9	21.0	0	21.4		
	1	24	23.7	23.6	23.5	0.7	23.7	21.1	20.9	20.9	0	21.4		
	12	0	22.6	22.4	22.4	1.7	22.7	21.0	20.8	20.8	0	21.4		
	12	7	22.7	22.4	22.5	1.7	22.7	21.0	20.8	20.9	0	21.4		
	12	13	22.6	22.4	22.4	1.7	22.7	21.0	20.8	20.9	0	21.4		
256QAM	25	0	22.6	22.4	22.4	1.7	22.7	21.0	20.8	20.7	0	21.4		
	1	0	20.7	20.5	20.4	3.7	20.7	20.6	20.5	20.5	0.7	20.7		
	1	12	20.7	20.6	20.6	3.7	20.7	20.7	20.5	20.6	0.7	20.7		
	1	24	20.6	20.5	20.5	3.7	20.7	20.7	20.4	20.6	0.7	20.7		
	12	0	20.6	20.4	20.4	3.7	20.7	20.6	20.4	20.4	0.7	20.7		
	12	7	20.6	20.4	20.5	3.7	20.7	20.6	20.4	20.5	0.7	20.7		
256QAM	12	13	20.6	20.4	20.4	3.7	20.7	20.6	20.4	20.4	0.7	20.7		
	25	0	20.6	20.4	20.3	3.7	20.7	20.6	20.4	20.4	0.7	20.7		

LTE Band 7 Measured Results (ANT2)

BW (MHz)	Mode	RB Allocation	RB Offset	Mode A Power (dBm)					Mode B Power (dBm)				
				20850	21100	21350	MPR	Max Power	20850	21100	21350	MPR	Max Power
				2510 MHz	2535 MHz	2560 MHz			2510 MHz	2535 MHz	2560 MHz		
20	QPSK	1	0	19.7	19.6	19.5	0	20.3	19.7	19.7	19.6	0	20.6
		1	49	19.7	19.6	19.6	0	20.3	19.7	19.7	19.7	0	20.6
		1	99	19.8	19.5	19.6	0	20.3	19.7	19.7	19.7	0	20.6
		50	0	19.8	19.6	19.6	0	20.3	19.8	19.7	19.7	0	20.6
		50	24	19.8	19.7	19.7	0	20.3	19.8	19.7	19.7	0	20.6
		50	50	19.7	19.6	19.5	0	20.3	19.7	19.6	19.6	0	20.6
	16QAM	100	0	19.7	19.7	19.7	0	20.3	19.7	19.7	19.7	0	20.6
		1	0	19.7	19.7	19.7	0	20.3	20.0	19.8	19.7	0	20.6
		1	49	20.0	19.8	19.8	0	20.3	20.3	20.0	19.9	0	20.6
		1	99	19.8	19.7	19.7	0	20.3	19.9	19.9	19.8	0	20.6
		50	0	19.6	19.6	19.5	0	20.3	19.8	19.7	19.7	0	20.6
		50	24	19.6	19.6	19.6	0	20.3	19.8	19.7	19.7	0	20.6
	64QAM	50	50	19.6	19.5	19.5	0	20.3	19.7	19.6	19.6	0	20.6
		100	0	19.5	19.5	19.5	0	20.3	19.7	19.7	19.7	0	20.6
		1	0	19.7	19.7	19.6	0	20.3	19.9	19.8	19.7	0	20.6
		1	49	19.8	19.8	19.7	0	20.3	20.2	20.0	20.0	0	20.6
		1	99	19.7	19.6	19.6	0	20.3	19.8	19.8	19.8	0	20.6
		50	0	19.6	19.5	19.5	0	20.3	19.8	19.7	19.7	0	20.6
	256QAM	50	24	19.6	19.5	19.5	0	20.3	19.8	19.7	19.7	0	20.6
		50	50	19.5	19.4	19.4	0	20.3	19.7	19.6	19.6	0	20.6
		100	0	19.5	19.5	19.5	0	20.3	19.7	19.7	19.7	0	20.6
		1	0	18.4	18.3	18.3	1.6	18.7	18.4	18.2	18.3	1.9	18.7
		1	49	18.4	18.3	18.3	1.6	18.7	18.3	18.2	18.2	1.9	18.7
		1	99	18.4	18.2	18.3	1.6	18.7	18.3	18.2	18.2	1.9	18.7
15	QPSK	50	0	18.3	18.2	18.2	1.6	18.7	18.2	18.1	18.1	1.9	18.7
		50	24	18.3	18.2	18.2	1.6	18.7	18.2	18.1	18.1	1.9	18.7
		50	50	18.2	18.2	18.1	1.6	18.7	18.1	18.0	18.0	1.9	18.7
		100	0	18.2	18.2	18.2	1.6	18.7	18.1	18.1	18.1	1.9	18.7
		1	0	19.6	19.4	19.4	0	20.3	19.8	19.6	19.8	0	20.6
		1	37	19.6	19.4	19.4	0	20.3	19.7	19.7	19.7	0	20.6
	16QAM	1	74	19.5	19.4	19.4	0	20.3	19.6	19.6	19.6	0	20.6
		36	0	19.6	19.5	19.5	0	20.3	19.8	19.8	19.7	0	20.6
		36	20	19.7	19.5	19.5	0	20.3	19.7	19.8	19.8	0	20.6
		36	39	19.6	19.4	19.4	0	20.3	19.7	19.7	19.7	0	20.6
		75	0	19.6	19.5	19.5	0	20.3	19.7	19.8	19.7	0	20.6
		1	0	19.9	19.8	19.7	0	20.3	19.9	19.8	19.8	0	20.6
	64QAM	1	37	19.9	19.8	19.8	0	20.3	19.9	19.9	19.9	0	20.6
		1	74	19.8	19.7	19.7	0	20.3	19.7	19.8	19.8	0	20.6
		36	0	19.6	19.6	19.5	0	20.3	19.8	19.8	19.8	0	20.6
		36	20	19.7	19.6	19.5	0	20.3	19.7	19.8	19.8	0	20.6
		36	39	19.6	19.5	19.4	0	20.3	19.7	19.7	19.7	0	20.6
		75	0	19.6	19.6	19.5	0	20.3	19.7	19.8	19.8	0	20.6
	256QAM	1	0	19.6	19.7	19.6	0	20.3	19.8	19.8	19.9	0	20.6
		1	37	19.7	19.7	19.6	0	20.3	19.9	20.0	19.9	0	20.6
		1	74	19.6	19.7	19.5	0	20.3	19.8	19.8	19.9	0	20.6
		36	0	19.6	19.5	19.5	0	20.3	19.8	19.8	19.8	0	20.6
		36	20	19.6	19.5	19.5	0	20.3	19.8	19.8	19.8	0	20.6
		36	39	19.5	19.4	19.4	0	20.3	19.7	19.7	19.7	0	20.6
256QAM	75	0	19.6	19.5	19.5	0	20.3	19.8	19.8	19.9	0	20.6	
	1	0	18.5	18.3	18.2	1.6	18.7	18.3	18.4	18.3	1.9	18.7	
	1	37	18.5	18.3	18.3	1.6	18.7	18.4	18.4	18.4	1.9	18.7	
	1	74	18.3	18.3	18.2	1.6	18.7	18.3	18.4	18.3	1.9	18.7	
	36	0	18.3	18.2	18.2	1.6	18.7	18.2	18.2	18.2	1.9	18.7	
	36	20	18.3	18.2	18.2	1.6	18.7	18.1	18.2	18.2	1.9	18.7	
256QAM	36	39	18.3	18.1	18.1	1.6	18.7	18.2	18.1	18.2	1.9	18.7	
	75	0	18.3	18.2	18.2	1.6	18.7	18.2	18.2	18.2	1.9	18.7	

LTE Band 7 Measured Results (ANT2) (continued)

BW (MHz)	Mode	RB Allocation	RB offset	Mode A Power (dBm)					Mode B Power (dBm)				
				20800	21100	21400	MPR	Max Power	20800	21100	21400	MPR	Max Power
				2505 MHz	2535 MHz	2565 MHz			2505 MHz	2535 MHz	2565 MHz		
10	QPSK	1	0	19.7	19.6	19.7	0	20.3	19.9	19.9	19.9	0	20.6
		1	25	19.7	19.6	19.6	0	20.3	20.0	19.9	19.9	0	20.6
		1	49	19.7	19.6	19.6	0	20.3	20.0	19.9	19.9	0	20.6
		25	0	19.8	19.7	19.7	0	20.3	20.0	19.9	20.0	0	20.6
		25	12	19.8	19.7	19.7	0	20.3	20.0	20.0	20.0	0	20.6
		25	25	19.7	19.6	19.7	0	20.3	19.9	19.9	19.9	0	20.6
		50	0	19.7	19.7	19.7	0	20.3	20.0	19.9	20.0	0	20.6
	16QAM	1	0	19.9	19.8	19.8	0	20.3	20.1	20.1	20.1	0	20.6
		1	25	19.9	19.8	19.7	0	20.3	20.2	20.0	20.0	0	20.6
		1	49	19.9	19.8	19.7	0	20.3	20.1	20.0	20.1	0	20.6
		25	0	19.8	19.7	19.6	0	20.3	20.0	19.9	20.0	0	20.6
		25	12	19.8	19.7	19.7	0	20.3	20.0	20.0	20.0	0	20.6
		25	25	19.7	19.6	19.7	0	20.3	20.0	19.9	19.9	0	20.6
		50	0	19.7	19.6	19.6	0	20.3	20.0	19.9	19.9	0	20.6
	64QAM	1	0	19.9	19.8	19.9	0	20.3	20.3	20.0	20.1	0	20.6
		1	25	19.9	19.8	19.9	0	20.3	20.3	20.1	20.1	0	20.6
		1	49	19.8	19.7	19.8	0	20.3	20.2	20.0	20.2	0	20.6
		25	0	19.8	19.7	19.7	0	20.3	20.1	19.9	20.0	0	20.6
		25	12	19.8	19.7	19.7	0	20.3	20.0	19.9	20.0	0	20.6
		25	25	19.7	19.6	19.7	0	20.3	20.0	19.9	19.9	0	20.6
		50	0	19.7	19.7	19.7	0	20.3	20.0	19.9	20.0	0	20.6
	256QAM	1	0	18.6	18.5	18.5	1.6	18.7	18.5	18.4	18.5	1.9	18.7
		1	25	18.7	18.5	18.6	1.6	18.7	18.6	18.4	18.4	1.9	18.7
		1	49	18.5	18.3	18.5	1.6	18.7	18.4	18.4	18.4	1.9	18.7
		25	0	18.5	18.4	18.3	1.6	18.7	18.4	18.3	18.4	1.9	18.7
25		12	18.5	18.4	18.4	1.6	18.7	18.4	18.4	18.4	1.9	18.7	
25		25	18.4	18.3	18.4	1.6	18.7	18.4	18.3	18.3	1.9	18.7	
50		0	18.4	18.3	18.3	1.6	18.7	18.4	18.3	18.4	1.9	18.7	
BW (MHz)	Mode	RB Allocation	RB offset	Mode A Power (dBm)					Mode B Power (dBm)				
				20775	21100	21425	MPR	Max Power	20775	21100	21425	MPR	Max Power
				2502.5 MHz	2535 MHz	2567.5 MHz			2502.5 MHz	2535 MHz	2567.5 MHz		
5	QPSK	1	0	19.8	19.6	19.7	0	20.3	20.0	19.9	19.9	0	20.6
		1	12	19.8	19.7	19.7	0	20.3	20.1	20.0	20.1	0	20.6
		1	24	19.7	19.6	19.6	0	20.3	20.0	19.9	20.0	0	20.6
		12	0	19.7	19.6	19.7	0	20.3	20.0	19.9	19.9	0	20.6
		12	7	19.8	19.7	19.7	0	20.3	20.0	19.9	20.0	0	20.6
		12	13	19.7	19.6	19.7	0	20.3	20.0	19.9	20.0	0	20.6
		25	0	19.8	19.6	19.6	0	20.3	20.0	19.9	19.9	0	20.6
	16QAM	1	0	19.9	19.7	19.8	0	20.3	20.1	20.0	20.1	0	20.6
		1	12	19.9	19.9	19.8	0	20.3	20.2	20.2	20.2	0	20.6
		1	24	19.9	19.7	19.7	0	20.3	20.1	20.0	20.0	0	20.6
		12	0	19.8	19.7	19.6	0	20.3	20.0	19.8	19.8	0	20.6
		12	7	19.8	19.7	19.6	0	20.3	20.2	19.9	19.9	0	20.6
		12	13	19.7	19.6	19.6	0	20.3	20.2	19.8	19.9	0	20.6
		25	0	19.8	19.6	19.6	0	20.3	20.0	19.9	20.0	0	20.6
	64QAM	1	0	19.9	19.8	19.7	0	20.3	20.2	20.1	20.2	0	20.6
		1	12	19.9	19.8	19.7	0	20.3	20.3	20.1	20.1	0	20.6
		1	24	19.9	19.7	19.7	0	20.3	20.3	20.1	20.2	0	20.6
		12	0	19.8	19.6	19.6	0	20.3	20.0	19.9	20.0	0	20.6
		12	7	19.8	19.7	19.7	0	20.3	20.1	20.0	20.0	0	20.6
		12	13	19.7	19.6	19.7	0	20.3	20.0	19.8	20.0	0	20.6
		25	0	19.8	19.7	19.7	0	20.3	20.0	19.9	20.0	0	20.6
	256QAM	1	0	18.5	18.5	18.4	1.6	18.7	18.7	18.6	18.6	1.9	18.7
		1	12	18.5	18.6	18.5	1.6	18.7	18.7	18.6	18.6	1.9	18.7
		1	24	18.4	18.4	18.4	1.6	18.7	18.7	18.5	18.5	1.9	18.7
		12	0	18.5	18.3	18.4	1.6	18.7	18.4	18.3	18.4	1.9	18.7
12		7	18.5	18.4	18.4	1.6	18.7	18.5	18.3	18.4	1.9	18.7	
12		13	18.4	18.3	18.4	1.6	18.7	18.4	18.2	18.4	1.9	18.7	
25		0	18.4	18.4	18.4	1.6	18.7	18.4	18.3	18.4	1.9	18.7	

LTE Band 7 Measured Results (ANT3)

BW (MHz)	Mode	RB Allocation	RB Offset	Mode A Power (dBm)					Mode B Power (dBm)				
				20850	21100	21350	MPR	Max Power	20850	21100	21350	MPR	Max Power
				2510 MHz	2535 MHz	2560 MHz			2510 MHz	2535 MHz	2560 MHz		
20	QPSK	1	0	21.8	21.9	22.0	0	22.5	18.5	18.7	18.7	0	19.3
		1	49	21.9	21.8	22.0	0	22.5	18.6	18.6	18.6	0	19.3
		1	99	21.8	21.8	22.0	0	22.5	18.6	18.6	18.7	0	19.3
		50	0	21.9	21.9	22.0	0	22.5	18.6	18.7	18.7	0	19.3
		50	24	22.0	21.9	22.0	0	22.5	18.6	18.7	18.8	0	19.3
		50	50	21.9	21.8	22.1	0	22.5	18.6	18.6	18.8	0	19.3
	16QAM	100	0	21.9	21.8	22.0	0	22.5	18.6	18.7	18.7	0	19.3
		1	0	21.9	22.2	22.2	0	22.5	18.7	18.9	18.9	0	19.3
		1	49	22.1	22.5	22.4	0	22.5	18.9	19.1	19.2	0	19.3
		1	99	22.0	22.1	22.2	0	22.5	18.9	18.8	18.8	0	19.3
		50	0	21.8	22.0	21.9	0	22.5	18.6	18.7	18.7	0	19.3
		50	24	21.8	22.0	21.9	0	22.5	18.6	18.7	18.7	0	19.3
	64QAM	50	50	21.8	21.9	21.9	0	22.5	18.7	18.6	18.7	0	19.3
		100	0	21.8	21.9	21.9	0	22.5	18.6	18.7	18.7	0	19.3
		1	0	21.8	22.0	21.9	0	22.5	18.6	18.8	18.8	0	19.3
		1	49	22.2	22.4	22.2	0	22.5	18.8	18.9	18.9	0	19.3
		1	99	22.0	22.0	21.9	0	22.5	18.8	18.7	18.7	0	19.3
		50	0	21.8	21.9	21.9	0.2	22.3	18.6	18.7	18.7	0	19.3
	256QAM	50	24	21.8	21.9	21.9	0.2	22.3	18.6	18.7	18.8	0	19.3
		50	50	21.8	21.8	21.8	0.2	22.3	18.7	18.6	18.7	0	19.3
		100	0	21.8	21.9	21.8	0.2	22.3	18.6	18.7	18.7	0	19.3
		1	0	20.0	20.2	20.1	2.2	20.3	18.8	18.9	18.8	0	19.3
		1	49	20.1	20.2	20.1	2.2	20.3	18.9	18.8	18.9	0	19.3
		1	99	20.2	20.1	20.1	2.2	20.3	19.0	18.8	18.8	0	19.3
15	QPSK	50	0	19.9	20.0	20.0	2.2	20.3	18.7	18.7	18.7	0	19.3
		50	24	19.9	20.0	20.0	2.2	20.3	18.7	18.7	18.7	0	19.3
		50	50	19.9	19.9	20.0	2.2	20.3	18.7	18.7	18.7	0	19.3
		100	0	19.9	20.0	20.0	2.2	20.3	18.6	18.7	18.7	0	19.3
		1	0	21.6	21.9	21.8	0	22.5	18.4	18.6	18.6	0	19.3
		1	37	21.8	21.8	21.8	0	22.5	18.6	18.6	18.6	0	19.3
	16QAM	1	74	21.8	21.8	21.7	0	22.5	18.7	18.5	18.6	0	19.3
		36	0	21.8	21.9	21.9	0	22.5	18.6	18.7	18.7	0	19.3
		36	20	21.8	21.9	21.9	0	22.5	18.7	18.7	18.7	0	19.3
		36	39	21.8	21.8	21.8	0	22.5	18.6	18.6	18.7	0	19.3
		75	0	21.7	21.8	21.9	0	22.5	18.6	18.7	18.7	0	19.3
		1	0	22.0	22.0	22.1	0	22.5	18.7	18.9	19.0	0	19.3
	64QAM	1	37	22.1	22.1	22.1	0	22.5	18.9	18.9	19.0	0	19.3
		1	74	22.2	21.9	22.1	0	22.5	18.9	18.9	18.9	0	19.3
		36	0	21.8	21.9	21.9	0	22.5	18.6	18.7	18.7	0	19.3
		36	20	21.8	21.9	21.9	0	22.5	18.7	18.7	18.7	0	19.3
		36	39	21.8	21.8	21.8	0	22.5	18.7	18.6	18.7	0	19.3
		75	0	21.7	21.8	21.9	0	22.5	18.6	18.7	18.7	0	19.3
	256QAM	1	0	22.0	22.2	22.4	0	22.5	18.6	18.8	18.7	0	19.3
		1	37	22.2	22.3	22.4	0	22.5	18.7	18.8	18.7	0	19.3
		1	74	22.3	22.4	22.4	0	22.5	18.8	18.8	18.7	0	19.3
		36	0	21.9	22.1	22.1	0.2	22.3	18.6	18.7	18.7	0	19.3
		36	20	21.9	22.1	22.1	0.2	22.3	18.7	18.7	18.7	0	19.3
		36	39	21.9	22.1	22.1	0.2	22.3	18.6	18.6	18.7	0	19.3
256QAM	75	0	21.9	22.1	22.1	0.2	22.3	18.6	18.7	18.7	0	19.3	
	1	0	20.1	20.3	20.3	2.2	20.3	18.6	18.7	18.7	0	19.3	
	1	37	20.2	20.2	20.3	2.2	20.3	18.7	18.7	18.7	0	19.3	
	1	74	20.3	20.2	20.3	2.2	20.3	18.9	18.7	18.7	0	19.3	
	36	0	20.0	20.1	20.1	2.2	20.3	18.7	18.7	18.7	0	19.3	
	36	20	20.1	20.1	20.1	2.2	20.3	18.7	18.7	18.7	0	19.3	
256QAM	36	39	20.1	20.0	20.1	2.2	20.3	18.7	18.6	18.7	0	19.3	
	75	0	20.0	20.1	20.1	2.2	20.3	18.6	18.7	18.7	0	19.3	

LTE Band 7 Measured Results (ANT3) (continued)

BW (MHz)	Mode	RB Allocation	RB offset	Mode A Power (dBm)					Mode B Power (dBm)				
				20800	21100	21400	MPR	Max Power	20800	21100	21400	MPR	Max Power
				2505 MHz	2535 MHz	2565 MHz			2505 MHz	2535 MHz	2565 MHz		
10	QPSK	1	0	22.0	22.2	22.1	0	22.5	18.7	18.8	18.8	0	19.3
		1	25	22.1	22.1	22.1	0	22.5	18.8	18.8	18.8	0	19.3
		1	49	22.1	22.1	22.0	0	22.5	18.8	18.7	18.8	0	19.3
		25	0	22.0	22.2	22.1	0	22.5	18.8	18.8	18.8	0	19.3
		25	12	22.1	22.2	22.2	0	22.5	18.8	18.8	18.8	0	19.3
		25	25	22.1	22.1	22.1	0	22.5	18.8	18.7	18.8	0	19.3
		50	0	22.0	22.2	22.2	0	22.5	18.8	18.8	18.8	0	19.3
	16QAM	1	0	22.3	22.5	22.4	0	22.5	19.0	19.1	19.1	0	19.3
		1	25	22.5	22.5	22.5	0	22.5	19.1	19.1	19.1	0	19.3
		1	49	22.4	22.5	22.4	0	22.5	19.1	19.1	19.1	0	19.3
		25	0	22.1	22.2	22.1	0	22.5	18.8	18.9	18.8	0	19.3
		25	12	22.1	22.2	22.1	0	22.5	18.8	18.9	18.8	0	19.3
		25	25	22.1	22.1	22.1	0	22.5	18.8	18.8	18.8	0	19.3
		50	0	22.0	22.2	22.1	0	22.5	18.8	18.9	18.8	0	19.3
	64QAM	1	0	22.1	22.3	22.2	0	22.5	18.9	19.0	19.0	0	19.3
		1	25	22.3	22.4	22.3	0	22.5	19.1	19.1	19.0	0	19.3
		1	49	22.4	22.2	22.2	0	22.5	19.1	19.0	19.1	0	19.3
		25	0	22.0	22.2	22.1	0.2	22.3	18.8	18.8	18.9	0	19.3
		25	12	22.1	22.2	22.2	0.2	22.3	18.8	18.9	18.9	0	19.3
		25	25	22.0	22.1	22.1	0.2	22.3	18.8	18.7	18.8	0	19.3
		50	0	22.0	22.2	22.1	0.2	22.3	18.7	18.8	18.8	0	19.3
	256QAM	1	0	20.1	20.3	20.3	2.2	20.3	18.8	18.9	18.9	0	19.3
		1	25	20.3	20.3	20.3	2.2	20.3	19.0	19.0	19.0	0	19.3
		1	49	20.3	20.3	20.2	2.2	20.3	18.9	18.9	18.8	0	19.3
		25	0	20.1	20.3	20.3	2.2	20.3	18.7	18.9	18.8	0	19.3
		25	12	20.1	20.2	20.3	2.2	20.3	18.7	18.9	18.9	0	19.3
		25	25	20.1	20.3	20.3	2.2	20.3	18.7	18.8	18.9	0	19.3
		50	0	20.0	20.3	20.3	2.2	20.3	18.7	18.8	18.8	0	19.3
BW (MHz)	Mode	RB Allocation	RB offset	Mode A Power (dBm)					Mode B Power (dBm)				
				20775	21100	21425	MPR	Max Power	20775	21100	21425	MPR	Max Power
				2502.5 MHz	2535 MHz	2567.5 MHz			2502.5 MHz	2535 MHz	2567.5 MHz		
5	QPSK	1	0	21.8	22.0	22.0	0	22.5	18.6	18.8	18.8	0	19.3
		1	12	22.0	22.2	22.1	0	22.5	18.8	18.9	18.9	0	19.3
		1	24	22.0	22.0	22.0	0	22.5	18.8	18.8	18.8	0	19.3
		12	0	21.9	22.0	22.0	0	22.5	18.7	18.8	18.8	0	19.3
		12	7	22.0	22.1	22.1	0	22.5	18.8	18.9	18.9	0	19.3
		12	13	22.0	22.1	22.1	0	22.5	18.8	18.8	18.8	0	19.3
		25	0	21.9	22.1	22.1	0	22.5	18.7	18.8	18.8	0	19.3
	16QAM	1	0	22.3	22.5	22.4	0	22.5	19.0	19.2	19.2	0	19.3
		1	12	22.5	22.5	22.5	0	22.5	19.2	19.3	19.3	0	19.3
		1	24	22.5	22.4	22.3	0	22.5	19.1	19.2	19.2	0	19.3
		12	0	22.0	22.1	22.1	0	22.5	18.8	18.9	18.9	0	19.3
		12	7	22.1	22.1	22.1	0	22.5	18.9	18.9	18.9	0	19.3
		12	13	22.1	22.1	22.1	0	22.5	18.9	18.9	18.9	0	19.3
		25	0	22.0	22.2	22.1	0	22.5	18.8	18.8	18.9	0	19.3
	64QAM	1	0	22.1	22.4	22.4	0	22.5	18.7	18.9	18.9	0	19.3
		1	12	22.3	22.4	22.5	0	22.5	18.8	18.9	18.9	0	19.3
		1	24	22.2	22.4	22.4	0	22.5	18.9	18.9	18.9	0	19.3
		12	0	22.0	22.1	22.1	0.2	22.3	18.8	18.9	18.9	0	19.3
		12	7	22.1	22.2	22.2	0.2	22.3	18.8	18.9	18.9	0	19.3
		12	13	22.1	22.2	22.1	0.2	22.3	18.8	18.9	18.9	0	19.3
		25	0	22.0	22.2	22.2	0.2	22.3	18.8	18.9	18.9	0	19.3
	256QAM	1	0	20.1	20.3	20.3	2.2	20.3	18.7	18.9	19.0	0	19.3
		1	12	20.2	20.3	20.3	2.2	20.3	18.9	19.0	19.1	0	19.3
		1	24	20.2	20.2	20.2	2.2	20.3	18.9	18.9	19.0	0	19.3
		12	0	20.0	20.3	20.3	2.2	20.3	18.7	18.9	18.9	0	19.3
		12	7	20.1	20.3	20.3	2.2	20.3	18.8	18.9	18.9	0	19.3
		12	13	20.1	20.3	20.3	2.2	20.3	18.8	18.9	18.9	0	19.3
		25	0	20.0	20.3	20.3	2.2	20.3	18.8	18.8	18.9	0	19.3

LTE Band 7 Measured Results (ANT4)

BW (MHz)	Mode	RB Allocation	RB Offset	Mode A Power (dBm)					Mode B Power (dBm)				
				20850	21100	21350	MPR	Max Power	20850	21100	21350	MPR	Max Power
				2510 MHz	2535 MHz	2560 MHz			2510 MHz	2535 MHz	2560 MHz		
20	QPSK	1	0	20.7	20.7	20.7	0	21.1	19.3	19.3	19.1	0	20.6
		1	49	21.0	20.5	20.8	0	21.1	19.5	19.1	19.2	0	20.6
		1	99	20.9	20.6	20.7	0	21.1	19.5	19.1	19.3	0	20.6
		50	0	21.0	20.7	20.7	0	21.1	19.5	19.1	19.2	0	20.6
		50	24	21.0	20.6	20.7	0	21.1	19.6	19.2	19.2	0	20.6
		50	50	20.9	20.6	20.8	0	21.1	19.5	19.1	19.3	0	20.6
	16QAM	100	0	20.9	20.6	20.7	0	21.1	19.5	19.1	19.2	0	20.6
		1	0	20.8	21.1	20.9	0	21.1	19.4	19.4	19.3	0	20.6
		1	49	21.1	21.1	21.1	0	21.1	19.7	19.5	19.6	0	20.6
		1	99	21.1	21.1	21.0	0	21.1	19.5	19.3	19.5	0	20.6
		50	0	20.2	20.4	20.1	0.4	20.7	19.5	19.3	19.3	0	20.6
		50	24	20.2	20.4	20.2	0.4	20.7	19.6	19.2	19.4	0	20.6
	64QAM	50	50	20.3	20.3	20.2	0.4	20.7	19.4	19.2	19.4	0	20.6
		100	0	20.2	20.4	20.1	0.4	20.7	19.5	19.2	19.3	0	20.6
		1	0	20.2	20.5	20.3	0.4	20.7	19.5	19.4	19.5	0	20.6
		1	49	20.6	20.6	20.6	0.4	20.7	19.8	19.3	19.6	0	20.6
		1	99	20.6	20.5	20.4	0.4	20.7	19.5	19.4	19.4	0	20.6
		50	0	19.2	19.4	19.1	1.4	19.7	19.3	19.0	19.1	0.9	19.7
	256QAM	50	24	19.3	19.4	19.2	1.4	19.7	19.4	19.0	19.2	0.9	19.7
		50	50	19.3	19.3	19.2	1.4	19.7	19.2	19.0	19.2	0.9	19.7
		100	0	19.2	19.4	19.1	1.4	19.7	19.2	19.1	19.2	0.9	19.7
		1	0	17.2	17.7	17.2	3.4	17.7	17.4	17.4	17.4	2.9	17.7
		1	49	17.5	17.7	17.4	3.4	17.7	17.5	17.2	17.3	2.9	17.7
		1	99	17.7	17.7	17.5	3.4	17.7	17.4	17.3	17.4	2.9	17.7
15	QPSK	50	0	17.2	17.4	17.1	3.4	17.7	17.3	17.1	17.1	2.9	17.7
		50	24	17.3	17.4	17.2	3.4	17.7	17.4	17.0	17.2	2.9	17.7
		50	50	17.3	17.4	17.2	3.4	17.7	17.3	17.1	17.2	2.9	17.7
		100	0	17.2	17.5	17.1	3.4	17.7	17.3	17.0	17.1	2.9	17.7
		1	0	20.8	20.8	20.8	0	21.1	19.5	19.2	19.4	0	20.6
		1	37	21.0	20.6	20.8	0	21.1	19.5	19.1	19.3	0	20.6
		1	74	21.0	20.5	20.7	0	21.1	19.5	19.2	19.3	0	20.6
	16QAM	36	0	21.0	20.7	20.8	0	21.1	19.6	19.2	19.3	0	20.6
		36	20	21.0	20.7	20.8	0	21.1	19.5	19.2	19.4	0	20.6
		36	39	21.0	20.7	20.8	0	21.1	19.5	19.2	19.4	0	20.6
		75	0	21.0	20.7	20.8	0	21.1	19.5	19.2	19.4	0	20.6
		1	0	20.9	20.8	20.9	0	21.1	19.5	19.4	19.5	0	20.6
		1	37	21.1	20.9	20.9	0	21.1	19.7	19.2	19.6	0	20.6
		1	74	21.1	20.8	20.9	0	21.1	19.6	19.4	19.5	0	20.6
	64QAM	36	0	20.3	20.0	20.1	0.4	20.7	19.5	19.2	19.4	0	20.6
		36	20	20.3	20.0	20.1	0.4	20.7	19.5	19.2	19.4	0	20.6
		36	39	20.3	20.0	20.0	0.4	20.7	19.6	19.3	19.4	0	20.6
		75	0	20.3	20.0	20.1	0.4	20.7	19.5	19.2	19.4	0	20.6
		1	0	20.3	20.2	20.2	0.4	20.7	19.5	19.4	19.5	0	20.6
		1	37	20.6	20.2	20.3	0.4	20.7	19.8	19.3	19.6	0	20.6
		1	74	20.5	20.2	20.2	0.4	20.7	19.6	19.4	19.5	0	20.6
	256QAM	36	0	19.3	19.1	19.1	1.4	19.7	19.3	19.0	19.2	0.9	19.7
		36	20	19.3	19.0	19.1	1.4	19.7	19.3	19.0	19.2	0.9	19.7
		36	39	19.3	19.0	19.1	1.4	19.7	19.3	19.0	19.2	0.9	19.7
75		0	19.3	19.0	19.1	1.4	19.7	19.3	19.1	19.2	0.9	19.7	
1		0	17.4	17.2	17.3	3.4	17.7	17.3	17.3	17.3	2.9	17.7	
1		37	17.6	17.1	17.4	3.4	17.7	17.6	17.3	17.4	2.9	17.7	
1		74	17.5	17.2	17.5	3.4	17.7	17.6	17.3	17.4	2.9	17.7	
256QAM	36	0	17.2	17.0	17.1	3.4	17.7	17.3	17.0	17.2	2.9	17.7	
	36	20	17.3	17.0	17.2	3.4	17.7	17.3	17.0	17.2	2.9	17.7	
	36	39	17.4	17.0	17.2	3.4	17.7	17.4	17.1	17.2	2.9	17.7	
	75	0	17.3	17.0	17.2	3.4	17.7	17.3	17.0	17.2	2.9	17.7	

LTE Band 7 Measured Results (ANT4) (continued)

BW (MHz)	Mode	RB Allocation	RB offset	Mode A Power (dBm)					Mode B Power (dBm)					
				20800	21100	21400	MPR	Max Power	20800	21100	21400	MPR	Max Power	
				2505 MHz	2535 MHz	2565 MHz			2505 MHz	2535 MHz	2565 MHz			
10	QPSK	1	0	21.0	20.8	20.9	0	21.1	19.5	19.3	19.4	0	20.6	
		1	25	21.1	20.8	20.9	0	21.1	19.7	19.4	19.5	0	20.6	
		1	49	21.1	20.8	20.9	0	21.1	19.7	19.3	19.5	0	20.6	
		25	0	21.1	20.8	21.0	0	21.1	19.6	19.3	19.5	0	20.6	
		25	12	21.1	20.8	21.0	0	21.1	19.6	19.4	19.5	0	20.6	
		25	25	21.1	20.8	21.0	0	21.1	19.7	19.4	19.5	0	20.6	
	16QAM	50	0	21.1	20.8	20.9	0	21.1	19.6	19.4	19.5	0	20.6	
		1	0	21.1	21.1	21.1	0	21.1	19.7	19.5	19.6	0	20.6	
		1	25	21.1	21.0	21.1	0	21.1	19.9	19.5	19.6	0	20.6	
		1	49	21.1	21.0	21.1	0	21.1	19.9	19.4	19.6	0	20.6	
		25	0	20.4	20.1	20.3	0.4	20.7	19.7	19.4	19.5	0	20.6	
		25	12	20.4	20.1	20.3	0.4	20.7	19.7	19.4	19.6	0	20.6	
	64QAM	25	25	20.4	20.1	20.3	0.4	20.7	19.7	19.3	19.6	0	20.6	
		50	0	20.4	20.1	20.3	0.4	20.7	19.6	19.3	19.5	0	20.6	
		1	0	20.6	20.3	20.5	0.4	20.7	19.7	19.6	19.6	0	20.6	
		1	25	20.7	20.3	20.4	0.4	20.7	19.9	19.5	19.6	0	20.6	
		1	49	20.6	20.3	20.5	0.4	20.7	20.0	19.4	19.6	0	20.6	
		25	0	19.4	19.1	19.3	1.4	19.7	19.5	19.2	19.3	0.9	19.7	
	256QAM	25	12	19.4	19.2	19.3	1.4	19.7	19.5	19.2	19.4	0.9	19.7	
		25	25	19.4	19.1	19.3	1.4	19.7	19.5	19.2	19.3	0.9	19.7	
		50	0	19.4	19.2	19.3	1.4	19.7	19.5	19.2	19.3	0.9	19.7	
		1	0	17.5	17.2	17.4	3.4	17.7	17.5	17.3	17.4	2.9	17.7	
		1	25	17.7	17.3	17.5	3.4	17.7	17.7	17.3	17.5	2.9	17.7	
		1	49	17.5	17.2	17.4	3.4	17.7	17.7	17.2	17.5	2.9	17.7	
	5	QPSK	25	0	17.4	17.1	17.3	3.4	17.7	17.5	17.2	17.3	2.9	17.7
			25	12	17.4	17.2	17.3	3.4	17.7	17.5	17.2	17.4	2.9	17.7
			25	25	17.5	17.2	17.3	3.4	17.7	17.5	17.2	17.4	2.9	17.7
			50	0	17.4	17.2	17.3	3.4	17.7	17.5	17.2	17.4	2.9	17.7
			20775	21100	21425	MPR	Max Power	20775	21100	21425	MPR	Max Power		
			2502.5 MHz	2535 MHz	2567.5 MHz			2502.5 MHz	2535 MHz	2567.5 MHz				
QPSK		1	0	21.0	20.8	21.0	0	21.1	19.5	19.4	19.5	0	20.6	
		1	12	21.1	20.9	21.1	0	21.1	19.7	19.4	19.6	0	20.6	
		1	24	21.1	20.8	21.0	0	21.1	19.7	19.4	19.6	0	20.6	
		12	0	21.1	20.8	21.0	0	21.1	19.5	19.4	19.5	0	20.6	
		12	7	21.1	20.8	21.0	0	21.1	19.6	19.4	19.6	0	20.6	
		12	13	21.1	20.8	21.0	0	21.1	19.7	19.4	19.6	0	20.6	
16QAM		25	0	21.1	20.8	21.0	0	21.1	19.6	19.4	19.6	0	20.6	
		1	0	21.1	20.9	21.1	0	21.1	19.6	19.4	19.5	0	20.6	
		1	12	21.1	21.0	21.1	0	21.1	19.8	19.5	19.7	0	20.6	
		1	24	21.1	21.0	21.0	0	21.1	19.8	19.4	19.6	0	20.6	
		12	0	20.4	20.1	20.1	0.4	20.7	19.7	19.4	19.6	0	20.6	
		12	7	20.5	20.1	20.2	0.4	20.7	19.8	19.4	19.7	0	20.6	
64QAM		12	13	20.5	20.1	20.2	0.4	20.7	19.8	19.4	19.6	0	20.6	
		25	0	20.4	20.1	20.3	0.4	20.7	19.6	19.3	19.5	0	20.6	
		1	0	20.5	20.3	20.4	0.4	20.7	19.7	19.5	19.8	0	20.6	
		1	12	20.7	20.2	20.5	0.4	20.7	19.8	19.6	19.9	0	20.6	
		1	24	20.7	20.2	20.4	0.4	20.7	19.9	19.5	19.8	0	20.6	
		12	0	19.4	19.1	19.3	1.4	19.7	19.4	19.1	19.3	0.9	19.7	
256QAM		12	7	19.5	19.1	19.3	1.4	19.7	19.5	19.2	19.4	0.9	19.7	
		12	13	19.5	19.2	19.3	1.4	19.7	19.5	19.1	19.3	0.9	19.7	
		25	0	19.5	19.1	19.3	1.4	19.7	19.5	19.1	19.3	0.9	19.7	
		1	0	17.5	17.2	17.4	3.4	17.7	17.5	17.3	17.6	2.9	17.7	
		1	12	17.6	17.3	17.5	3.4	17.7	17.6	17.4	17.7	2.9	17.7	
		1	24	17.7	17.3	17.4	3.4	17.7	17.7	17.3	17.5	2.9	17.7	
256QAM	12	0	17.4	17.2	17.2	3.4	17.7	17.4	17.2	17.5	2.9	17.7		
	12	7	17.5	17.2	17.3	3.4	17.7	17.5	17.2	17.5	2.9	17.7		
	12	13	17.5	17.2	17.3	3.4	17.7	17.5	17.2	17.4	2.9	17.7		
	25	0	17.4	17.1	17.3	3.4	17.7	17.4	17.1	17.5	2.9	17.7		

LTE Band 12 Measured Results (ANT1)

BW (MHz)	Mode	RB Allocation	RB Offset	Mode A Power (dBm)					Mode B Power (dBm)				
				23095			MPR	Max Power	23095			MPR	Max Power
				701.5 MHz	707.5 MHz	713.5 MHz			701.5 MHz	707.5 MHz	713.5 MHz		
10	QPSK	1	0	24.9	24.9	25.1	0	25.7	24.9	24.9	25.1	0	25.7
		1	25	25.0	25.1	25.2	0	25.7	25.0	25.1	25.2	0	25.7
		1	49	25.0	25.0	25.1	0	25.7	25.0	25.0	25.1	0	25.7
		25	0	24.2	24.3	24.3	1	24.7	24.2	24.3	24.3	1	24.7
		25	12	24.3	24.4	24.4	1	24.7	24.3	24.4	24.4	1	24.7
		25	25	24.2	24.3	24.4	1	24.7	24.2	24.3	24.4	1	24.7
	16QAM	50	0	24.3	24.4	24.4	1	24.7	24.3	24.4	24.4	1	24.7
		1	0	24.6	24.6	24.7	1	24.7	24.6	24.6	24.7	1	24.7
		1	25	24.6	24.7	24.7	1	24.7	24.6	24.7	24.7	1	24.7
		1	49	24.7	24.7	24.7	1	24.7	24.7	24.7	24.7	1	24.7
		25	0	23.3	23.3	23.4	2	23.7	23.3	23.3	23.4	2	23.7
		25	12	23.4	23.4	23.6	2	23.7	23.4	23.4	23.6	2	23.7
	64QAM	25	25	23.3	23.4	23.5	2	23.7	23.3	23.4	23.5	2	23.7
		50	0	23.4	23.4	23.4	2	23.7	23.4	23.4	23.4	2	23.7
		1	0	23.5	23.5	23.5	2	23.7	23.5	23.5	23.5	2	23.7
		1	25	23.5	23.5	23.5	2	23.7	23.5	23.5	23.5	2	23.7
		1	49	23.6	23.6	23.6	2	23.7	23.6	23.6	23.6	2	23.7
		25	0	22.3	22.4	22.4	3	22.7	22.3	22.4	22.4	3	22.7
	256QAM	25	12	22.4	22.4	22.5	3	22.7	22.4	22.4	22.5	3	22.7
		25	25	22.3	22.3	22.4	3	22.7	22.3	22.3	22.4	3	22.7
50		0	22.4	22.4	22.4	3	22.7	22.4	22.4	22.4	3	22.7	
1		0	20.3	20.4	20.4	5	20.7	20.3	20.4	20.4	5	20.7	
1		25	20.5	20.5	20.5	5	20.7	20.5	20.5	20.5	5	20.7	
1		49	20.5	20.5	20.5	5	20.7	20.5	20.5	20.5	5	20.7	
5	QPSK	25	0	20.3	20.3	20.4	5	20.7	20.3	20.3	20.4	5	20.7
		25	12	20.4	20.4	20.5	5	20.7	20.4	20.4	20.5	5	20.7
		25	25	20.3	20.4	20.5	5	20.7	20.3	20.4	20.5	5	20.7
		50	0	20.4	20.4	20.4	5	20.7	20.4	20.4	20.4	5	20.7
		1	0	20.4	20.4	20.4	5	20.7	20.4	20.4	20.4	5	20.7
		1	12	20.5	20.6	20.6	5	20.7	20.5	20.6	20.6	5	20.7
	16QAM	1	24	20.5	20.5	20.5	5	20.7	20.5	20.5	20.5	5	20.7
		12	0	20.3	20.3	20.4	5	20.7	20.3	20.3	20.4	5	20.7
		12	7	20.4	20.4	20.5	5	20.7	20.4	20.4	20.5	5	20.7
		12	13	20.3	20.4	20.5	5	20.7	20.3	20.4	20.5	5	20.7
64QAM	25	0	20.3	20.3	20.4	5	20.7	20.3	20.3	20.4	5	20.7	
	1	0	23.3	23.3	23.4	2	23.7	23.3	23.3	23.4	2	23.7	
	1	12	23.4	23.4	23.5	2	23.7	23.4	23.4	23.5	2	23.7	
	1	24	23.4	23.5	23.4	2	23.7	23.4	23.5	23.4	2	23.7	
256QAM	12	0	22.3	22.3	22.4	3	22.7	22.3	22.3	22.4	3	22.7	
	12	7	22.4	22.4	22.5	3	22.7	22.4	22.4	22.5	3	22.7	
	12	13	22.3	22.4	22.4	3	22.7	22.3	22.4	22.4	3	22.7	
	25	0	22.3	22.3	22.4	3	22.7	22.3	22.3	22.4	3	22.7	
	12	0	22.3	22.3	22.4	3	22.7	22.3	22.3	22.4	3	22.7	
	12	7	22.4	22.4	22.5	3	22.7	22.4	22.4	22.5	3	22.7	

LTE Band 12 Measured Results (ANT1) (continued)

BW (MHz)	Mode	RB Allocation	RB offset	Mode A Power (dBm)					Mode B Power (dBm)					
				23025	23095	23165	MPR	Max Power	23025	23095	23165	MPR	Max Power	
				700.5 MHz	707.5 MHz	714.5 MHz			700.5 MHz	707.5 MHz	714.5 MHz			
3	QPSK	1	0	24.9	24.9	25.1	0	25.7	24.9	24.9	25.1	0	25.7	
		1	8	25.0	25.0	25.1	0	25.7	25.0	25.0	25.1	0	25.7	
		1	14	24.9	24.9	25.1	0	25.7	24.9	24.9	25.1	0	25.7	
		8	0	24.2	24.3	24.3	1	24.7	24.2	24.3	24.3	1	24.7	
		8	4	24.3	24.4	24.4	1	24.7	24.3	24.4	24.4	1	24.7	
		8	7	24.3	24.3	24.4	1	24.7	24.3	24.3	24.4	1	24.7	
		15	0	24.3	24.3	24.4	1	24.7	24.3	24.3	24.4	1	24.7	
	16QAM	1	0	24.5	24.5	24.7	1	24.7	24.5	24.5	24.7	1	24.7	
		1	8	24.6	24.7	24.7	1	24.7	24.6	24.7	24.7	1	24.7	
		1	14	24.6	24.6	24.7	1	24.7	24.6	24.6	24.7	1	24.7	
		8	0	23.2	23.3	23.4	2	23.7	23.2	23.3	23.4	2	23.7	
		8	4	23.3	23.4	23.4	2	23.7	23.3	23.4	23.4	2	23.7	
		8	7	23.3	23.4	23.5	2	23.7	23.3	23.4	23.5	2	23.7	
		15	0	23.3	23.4	23.5	2	23.7	23.3	23.4	23.5	2	23.7	
	64QAM	1	0	23.4	23.4	23.6	2	23.7	23.4	23.4	23.6	2	23.7	
		1	8	23.4	23.5	23.7	2	23.7	23.4	23.5	23.7	2	23.7	
		1	14	23.4	23.5	23.7	2	23.7	23.4	23.5	23.7	2	23.7	
		8	0	22.2	22.3	22.4	3	22.7	22.2	22.3	22.4	3	22.7	
		8	4	22.3	22.4	22.5	3	22.7	22.3	22.4	22.5	3	22.7	
		8	7	22.3	22.4	22.5	3	22.7	22.3	22.4	22.5	3	22.7	
		15	0	22.3	22.4	22.5	3	22.7	22.3	22.4	22.5	3	22.7	
	256QAM	1	0	20.3	20.4	20.5	5	20.7	20.3	20.4	20.5	5	20.7	
		1	8	20.5	20.6	20.6	5	20.7	20.5	20.6	20.6	5	20.7	
		1	14	20.4	20.5	20.5	5	20.7	20.4	20.5	20.5	5	20.7	
		8	0	20.2	20.3	20.4	5	20.7	20.2	20.3	20.4	5	20.7	
		8	4	20.3	20.4	20.5	5	20.7	20.3	20.4	20.5	5	20.7	
		8	7	20.4	20.4	20.5	5	20.7	20.4	20.4	20.5	5	20.7	
		15	0	20.3	20.4	20.5	5	20.7	20.3	20.4	20.5	5	20.7	
	1.4	QPSK	1	0	24.9	24.9	25.1	0	25.7	24.9	24.9	25.1	0	25.7
			1	3	24.9	25.1	25.2	0	25.7	24.9	25.1	25.2	0	25.7
1			5	24.9	25.0	25.2	0	25.7	24.9	25.0	25.2	0	25.7	
3			0	24.9	25.0	25.1	0	25.7	24.9	25.0	25.1	0	25.7	
3			1	24.9	25.0	25.1	0	25.7	24.9	25.0	25.1	0	25.7	
3			3	24.9	25.0	25.1	0	25.7	24.9	25.0	25.1	0	25.7	
6			0	24.2	24.3	24.3	1	24.7	24.2	24.3	24.3	1	24.7	
16QAM		1	0	24.4	24.7	24.7	1	24.7	24.4	24.7	24.7	1	24.7	
		1	3	24.4	24.7	24.7	1	24.7	24.4	24.7	24.7	1	24.7	
		1	5	24.4	24.7	24.7	1	24.7	24.4	24.7	24.7	1	24.7	
		3	0	24.3	24.5	24.6	1	24.7	24.3	24.5	24.6	1	24.7	
		3	1	24.4	24.5	24.6	1	24.7	24.4	24.5	24.6	1	24.7	
		3	3	24.4	24.5	24.6	1	24.7	24.4	24.5	24.6	1	24.7	
		6	0	23.3	23.4	23.4	2	23.7	23.3	23.4	23.4	2	23.7	
64QAM		1	0	23.5	23.5	23.7	2	23.7	23.5	23.5	23.7	2	23.7	
		1	3	23.5	23.5	23.7	2	23.7	23.5	23.5	23.7	2	23.7	
		1	5	23.5	23.5	23.6	2	23.7	23.5	23.5	23.6	2	23.7	
		3	0	23.3	23.3	23.5	2	23.7	23.3	23.3	23.5	2	23.7	
		3	1	23.3	23.3	23.5	2	23.7	23.3	23.3	23.5	2	23.7	
		3	3	23.3	23.3	23.5	2	23.7	23.3	23.3	23.5	2	23.7	
		6	0	22.3	22.3	22.4	3	22.7	22.3	22.3	22.4	3	22.7	
256QAM		1	0	20.3	20.3	20.5	5	20.7	20.3	20.3	20.5	5	20.7	
		1	3	20.4	20.5	20.7	5	20.7	20.4	20.5	20.7	5	20.7	
		1	5	20.4	20.4	20.6	5	20.7	20.4	20.4	20.6	5	20.7	
		3	0	20.3	20.3	20.4	5	20.7	20.3	20.3	20.4	5	20.7	
		3	1	20.3	20.3	20.4	5	20.7	20.3	20.3	20.4	5	20.7	
		3	3	20.3	20.4	20.5	5	20.7	20.3	20.4	20.5	5	20.7	
		6	0	20.2	20.5	20.4	5	20.7	20.2	20.5	20.4	5	20.7	

LTE Band 12 Measured Results (ANT2)

BW (MHz)	Mode	RB Allocation	RB Offset	Mode A Power (dBm)					Mode B Power (dBm)				
				23095			MPR	Max Power	23095			MPR	Max Power
				701.5 MHz	707.5 MHz	713.5 MHz			701.5 MHz	707.5 MHz	713.5 MHz		
10	QPSK	1	0	24.5			0	25.2	24.5			0	25.2
		1	25	24.5			0	25.2	24.5			0	25.2
		1	49	24.5			0	25.2	24.5			0	25.2
		25	0	23.7			1	24.2	23.7			1	24.2
		25	12	23.8			1	24.2	23.8			1	24.2
		25	25	23.8			1	24.2	23.8			1	24.2
	16QAM	50	0	23.8			1	24.2	23.8			1	24.2
		1	0	24.1			1	24.2	24.1			1	24.2
		1	25	24.1			1	24.2	24.1			1	24.2
		1	49	24.1			1	24.2	24.1			1	24.2
		25	0	22.8			2	23.2	22.8			2	23.2
		25	12	22.9			2	23.2	22.9			2	23.2
	64QAM	25	25	22.8			2	23.2	22.8			2	23.2
		50	0	22.8			2	23.2	22.8			2	23.2
		1	0	23.1			2	23.2	23.1			2	23.2
		1	25	23.0			2	23.2	23.0			2	23.2
		1	49	23.0			2	23.2	23.0			2	23.2
		25	0	21.8			3	22.2	21.8			3	22.2
	256QAM	25	12	21.8			3	22.2	21.8			3	22.2
		25	25	21.8			3	22.2	21.8			3	22.2
50		0	21.8			3	22.2	21.8			3	22.2	
1		0	19.9			5	20.2	19.9			5	20.2	
1		25	20.0			5	20.2	20.0			5	20.2	
1		49	19.9			5	20.2	19.9			5	20.2	
5	QPSK	25	0	19.8			5	20.2	19.8			5	20.2
		25	12	19.8			5	20.2	19.8			5	20.2
		25	25	19.8			5	20.2	19.8			5	20.2
		50	0	19.8			5	20.2	19.8			5	20.2
		1	0	24.4	24.4	24.4	0	25.2	24.4	24.4	24.4	0	25.2
		1	12	24.5	24.5	24.6	0	25.2	24.5	24.5	24.6	0	25.2
	16QAM	1	24	24.4	24.4	24.5	0	25.2	24.4	24.4	24.5	0	25.2
		12	0	23.7	23.7	23.7	1	24.2	23.7	23.7	23.7	1	24.2
		12	7	23.9	23.8	23.9	1	24.2	23.9	23.8	23.9	1	24.2
		12	13	23.8	23.8	23.8	1	24.2	23.8	23.8	23.8	1	24.2
		25	0	23.8	23.8	23.8	1	24.2	23.8	23.8	23.8	1	24.2
		1	0	24.1	24.1	24.1	1	24.2	24.1	24.1	24.1	1	24.2
64QAM	1	12	24.2	24.2	24.2	1	24.2	24.2	24.2	24.2	1	24.2	
	1	24	24.1	24.1	24.2	1	24.2	24.1	24.1	24.2	1	24.2	
	12	0	22.8	22.8	22.8	2	23.2	22.8	22.8	22.8	2	23.2	
	12	7	22.9	22.8	22.9	2	23.2	22.9	22.8	22.9	2	23.2	
	12	13	22.9	22.8	22.9	2	23.2	22.9	22.8	22.9	2	23.2	
	25	0	22.8	22.8	22.9	2	23.2	22.8	22.8	22.9	2	23.2	
256QAM	1	0	22.9	22.8	22.9	2	23.2	22.9	22.8	22.9	2	23.2	
	1	12	22.9	22.9	23.0	2	23.2	22.9	22.9	23.0	2	23.2	
	1	24	22.8	22.9	22.9	2	23.2	22.8	22.9	22.9	2	23.2	
	12	0	21.8	21.7	21.8	3	22.2	21.8	21.7	21.8	3	22.2	
	12	7	21.9	21.9	21.9	3	22.2	21.9	21.9	21.9	3	22.2	
	12	13	21.8	21.8	21.9	3	22.2	21.8	21.8	21.9	3	22.2	
256QAM	25	0	21.8	21.8	21.9	3	22.2	21.8	21.8	21.9	3	22.2	
	1	0	19.9	19.8	19.9	5	20.2	19.9	19.8	19.9	5	20.2	
	1	12	20.0	20.0	20.1	5	20.2	20.0	20.0	20.1	5	20.2	
	1	24	19.9	20.0	19.9	5	20.2	19.9	20.0	19.9	5	20.2	
	12	0	19.7	19.7	19.8	5	20.2	19.7	19.7	19.8	5	20.2	
	12	7	19.8	19.8	19.9	5	20.2	19.8	19.8	19.9	5	20.2	
5	256QAM	12	13	19.8	19.8	19.8	5	20.2	19.8	19.8	19.8	5	20.2
		25	0	19.8	19.8	19.8	5	20.2	19.8	19.8	19.8	5	20.2

LTE Band 12 Measured Results (ANT2) (continued)

BW (MHz)	Mode	RB Allocation	RB offset	Mode A Power (dBm)					Mode B Power (dBm)					
				23025	23095	23165	MPR	Max Power	23025	23095	23165	MPR	Max Power	
				700.5 MHz	707.5 MHz	714.5 MHz			700.5 MHz	707.5 MHz	714.5 MHz			
3	QPSK	1	0	24.4	24.4	24.5	0	25.2	24.4	24.4	24.5	0	25.2	
		1	8	24.5	24.5	24.6	0	25.2	24.5	24.5	24.6	0	25.2	
		1	14	24.4	24.3	24.4	0	25.2	24.4	24.3	24.4	0	25.2	
		8	0	23.8	23.7	23.8	1	24.2	23.8	23.7	23.8	1	24.2	
		8	4	23.8	23.8	23.8	1	24.2	23.8	23.8	23.8	1	24.2	
		8	7	23.8	23.8	23.9	1	24.2	23.8	23.8	23.9	1	24.2	
	16QAM	15	0	23.8	23.7	23.7	1	24.2	23.8	23.7	23.7	1	24.2	
		1	0	23.9	24.0	24.1	1	24.2	23.9	24.0	24.1	1	24.2	
		1	8	24.1	24.1	24.1	1	24.2	24.1	24.1	24.1	1	24.2	
		1	14	24.0	24.0	24.1	1	24.2	24.0	24.0	24.1	1	24.2	
		8	0	22.8	22.8	22.9	2	23.2	22.8	22.8	22.9	2	23.2	
		8	4	22.9	22.9	22.9	2	23.2	22.9	22.9	22.9	2	23.2	
	64QAM	8	7	22.9	22.9	23.0	2	23.2	22.9	22.9	23.0	2	23.2	
		15	0	22.8	22.8	22.8	2	23.2	22.8	22.8	22.8	2	23.2	
		1	0	23.0	22.9	23.0	2	23.2	23.0	22.9	23.0	2	23.2	
		1	8	23.1	23.0	23.1	2	23.2	23.1	23.0	23.1	2	23.2	
		1	14	22.9	23.0	23.0	2	23.2	22.9	23.0	23.0	2	23.2	
		8	0	21.8	21.7	21.8	3	22.2	21.8	21.7	21.8	3	22.2	
	256QAM	8	4	21.8	21.8	21.8	3	22.2	21.8	21.8	21.8	3	22.2	
		8	7	21.9	21.9	21.9	3	22.2	21.9	21.9	21.9	3	22.2	
		15	0	21.8	21.8	21.8	3	22.2	21.8	21.8	21.8	3	22.2	
		1	0	19.7	19.8	19.9	5	20.2	19.7	19.8	19.9	5	20.2	
		1	8	20.0	19.9	20.0	5	20.2	20.0	19.9	20.0	5	20.2	
		1	14	19.8	19.9	20.0	5	20.2	19.8	19.9	20.0	5	20.2	
1.4	QPSK	8	0	19.8	19.7	19.8	5	20.2	19.8	19.7	19.8	5	20.2	
		8	4	19.9	19.8	19.8	5	20.2	19.9	19.8	19.8	5	20.2	
		8	7	19.9	19.8	19.9	5	20.2	19.9	19.8	19.9	5	20.2	
		15	0	19.8	19.8	19.8	5	20.2	19.8	19.8	19.8	5	20.2	
		23017	23095	23173	MPR	Max Power	23017	23095	23173	MPR	Max Power			
		699.7 MHz	707.5 MHz	715.3 MHz			699.7 MHz	707.5 MHz	715.3 MHz					
	1.4	QPSK	1	0	24.4	24.4	24.5	0	25.2	24.4	24.4	24.5	0	25.2
			1	3	24.4	24.4	24.5	0	25.2	24.4	24.4	24.5	0	25.2
			1	5	24.5	24.4	24.5	0	25.2	24.5	24.4	24.5	0	25.2
			3	0	24.5	24.4	24.5	0	25.2	24.5	24.4	24.5	0	25.2
			3	1	24.5	24.5	24.4	0	25.2	24.5	24.5	24.4	0	25.2
			3	3	24.5	24.4	24.5	0	25.2	24.5	24.4	24.5	0	25.2
		16QAM	6	0	23.8	23.7	23.8	1	24.2	23.8	23.7	23.8	1	24.2
			1	0	24.0	24.0	24.2	1	24.2	24.0	24.0	24.2	1	24.2
			1	3	24.1	24.1	24.2	1	24.2	24.1	24.1	24.2	1	24.2
			1	5	24.0	24.1	24.2	1	24.2	24.0	24.1	24.2	1	24.2
			3	0	23.9	23.9	24.0	1	24.2	23.9	23.9	24.0	1	24.2
			3	1	23.9	23.9	24.0	1	24.2	23.9	23.9	24.0	1	24.2
		64QAM	3	3	23.9	23.9	24.0	1	24.2	23.9	23.9	24.0	1	24.2
			6	0	22.8	22.8	22.9	2	23.2	22.8	22.8	22.9	2	23.2
			1	0	23.0	22.9	23.0	2	23.2	23.0	22.9	23.0	2	23.2
			1	3	23.0	23.0	23.0	2	23.2	23.0	23.0	23.0	2	23.2
			1	5	22.9	22.9	23.0	2	23.2	22.9	22.9	23.0	2	23.2
			3	0	22.9	22.8	22.9	2	23.2	22.9	22.8	22.9	2	23.2
256QAM		3	1	22.9	22.9	22.9	2	23.2	22.9	22.9	22.9	2	23.2	
		3	3	22.9	22.8	22.9	2	23.2	22.9	22.8	22.9	2	23.2	
		6	0	21.7	21.7	21.8	3	22.2	21.7	21.7	21.8	3	22.2	
		1	0	19.9	19.7	19.9	5	20.2	19.9	19.7	19.9	5	20.2	
		1	3	20.0	19.9	20.0	5	20.2	20.0	19.9	20.0	5	20.2	
		1	5	19.8	19.8	19.9	5	20.2	19.8	19.8	19.9	5	20.2	
256QAM	3	0	19.9	19.7	19.8	5	20.2	19.9	19.7	19.8	5	20.2		
	3	1	19.9	19.8	19.8	5	20.2	19.9	19.8	19.8	5	20.2		
	3	3	19.9	19.8	19.9	5	20.2	19.9	19.8	19.9	5	20.2		
	6	0	19.7	19.8	19.9	5	20.2	19.7	19.8	19.9	5	20.2		

LTE Band 13 Measured Results (ANT1)

BW (MHz)	Mode	RB Allocation	RB Offset	Mode A Power (dBm)				Mode B Power (dBm)			
				23230		MPR	Max Power	23230		MPR	Max Power
				782 MHz				782 MHz			
10	QPSK	1	0	25.1		0	25.7	25.1		0	25.7
		1	25	25.3		0	25.7	25.3		0	25.7
		1	49	25.0		0	25.7	25.0		0	25.7
		25	0	24.1		1	24.7	24.1		1	24.7
		25	12	24.2		1	24.7	24.2		1	24.7
		25	25	24.1		1	24.7	24.1		1	24.7
		50	0	24.2		1	24.7	24.2		1	24.7
	16QAM	1	0	24.5		1	24.7	24.5		1	24.7
		1	25	24.6		1	24.7	24.6		1	24.7
		1	49	24.4		1	24.7	24.4		1	24.7
		25	0	23.3		2	23.7	23.3		2	23.7
		25	12	23.3		2	23.7	23.3		2	23.7
		25	25	23.3		2	23.7	23.3		2	23.7
	64QAM	50	0	23.3		2	23.7	23.3		2	23.7
		1	0	23.4		2	23.7	23.4		2	23.7
		1	25	23.6		2	23.7	23.6		2	23.7
		1	49	23.3		2	23.7	23.3		2	23.7
		25	0	22.2		3	22.7	22.2		3	22.7
		25	12	22.3		3	22.7	22.3		3	22.7
		25	25	22.2		3	22.7	22.2		3	22.7
	256QAM	50	0	22.3		3	22.7	22.3		3	22.7
		1	0	20.3		5	20.7	20.3		5	20.7
		1	25	20.6		5	20.7	20.6		5	20.7
		1	49	20.3		5	20.7	20.3		5	20.7
25		0	20.2		5	20.7	20.2		5	20.7	
25		12	20.3		5	20.7	20.3		5	20.7	
25		25	20.2		5	20.7	20.2		5	20.7	
50	0	20.3		5	20.7	20.3		5	20.7		
BW (MHz)	Mode	RB Allocation	RB offset	Mode A Power (dBm)				Mode B Power (dBm)			
				23230		MPR	Max Power	23230		MPR	Max Power
				782 MHz				782 MHz			
5	QPSK	1	0	25.2		0	25.7	25.2		0	25.7
		1	12	25.4		0	25.7	25.4		0	25.7
		1	24	25.2		0	25.7	25.2		0	25.7
		12	0	24.2		1	24.7	24.2		1	24.7
		12	7	24.3		1	24.7	24.3		1	24.7
		12	13	24.2		1	24.7	24.2		1	24.7
		25	0	24.2		1	24.7	24.2		1	24.7
	16QAM	1	0	24.5		1	24.7	24.5		1	24.7
		1	12	24.7		1	24.7	24.7		1	24.7
		1	24	24.6		1	24.7	24.6		1	24.7
		12	0	23.3		2	23.7	23.3		2	23.7
		12	7	23.3		2	23.7	23.3		2	23.7
		12	13	23.3		2	23.7	23.3		2	23.7
	64QAM	25	0	23.2		2	23.7	23.2		2	23.7
		1	0	23.3		2	23.7	23.3		2	23.7
		1	12	23.5		2	23.7	23.5		2	23.7
		1	24	23.3		2	23.7	23.3		2	23.7
		12	0	22.3		3	22.7	22.3		3	22.7
		12	7	22.3		3	22.7	22.3		3	22.7
		12	13	22.3		3	22.7	22.3		3	22.7
	256QAM	25	0	22.2		3	22.7	22.2		3	22.7
		1	0	20.3		5	20.7	20.3		5	20.7
		1	12	20.6		5	20.7	20.6		5	20.7
		1	24	20.3		5	20.7	20.3		5	20.7
12		0	20.3		5	20.7	20.3		5	20.7	
12		7	20.3		5	20.7	20.3		5	20.7	
12	13	20.3		5	20.7	20.3		5	20.7		
25	0	20.3		5	20.7	20.3		5	20.7		

LTE Band 13 Measured Results (ANT2)

BW (MHz)	Mode	RB Allocation	RB Offset	Mode A Power (dBm)				Mode B Power (dBm)			
				23230		MPR	Max Power	23230		MPR	Max Power
				782 MHz				782 MHz			
10	QPSK	1	0	22.7		0	24.3	24.2		0	25.2
		1	25	22.8		0	24.3	24.3		0	25.2
		1	49	22.8		0	24.3	24.3		0	25.2
		25	0	22.8		0.1	24.2	23.6		1	24.2
		25	12	22.8		0.1	24.2	23.6		1	24.2
		25	25	22.8		0.1	24.2	23.6		1	24.2
		50	0	22.8		0.1	24.2	23.6		1	24.2
	16QAM	1	0	23.2		0.1	24.2	23.9		1	24.2
		1	25	23.1		0.1	24.2	23.9		1	24.2
		1	49	23.2		0.1	24.2	23.9		1	24.2
		25	0	22.6		1.1	23.2	22.6		2	23.2
		25	12	22.6		1.1	23.2	22.6		2	23.2
		25	25	22.7		1.1	23.2	22.7		2	23.2
		50	0	22.6		1.1	23.2	22.6		2	23.2
	64QAM	1	0	22.8		1.1	23.2	22.8		2	23.2
		1	25	22.9		1.1	23.2	22.9		2	23.2
		1	49	22.8		1.1	23.2	22.7		2	23.2
		25	0	21.6		2.1	22.2	21.6		3	22.2
		25	12	21.6		2.1	22.2	21.6		3	22.2
		25	25	21.6		2.1	22.2	21.6		3	22.2
		50	0	21.6		2.1	22.2	21.6		3	22.2
	256QAM	1	0	19.7		4.1	20.2	19.6		5	20.2
		1	25	19.9		4.1	20.2	19.9		5	20.2
		1	49	19.8		4.1	20.2	19.8		5	20.2
		25	0	19.6		4.1	20.2	19.6		5	20.2
		25	12	19.6		4.1	20.2	19.6		5	20.2
		25	25	19.7		4.1	20.2	19.6		5	20.2
		50	0	19.6		4.1	20.2	19.6		5	20.2
BW (MHz)	Mode	RB Allocation	RB offset	Mode A Power (dBm)				Mode B Power (dBm)			
				23230		MPR	Max Power	23230		MPR	Max Power
				782 MHz				782 MHz			
5	QPSK	1	0	22.7		0	24.3	24.2		0	25.2
		1	12	22.9		0	24.3	24.4		0	25.2
		1	24	22.8		0	24.3	24.3		0	25.2
		12	0	22.8		0.1	24.2	23.5		1	24.2
		12	7	22.8		0.1	24.2	23.6		1	24.2
		12	13	22.9		0.1	24.2	23.6		1	24.2
		25	0	22.8		0.1	24.2	23.6		1	24.2
	16QAM	1	0	23.1		0.1	24.2	23.9		1	24.2
		1	12	23.3		0.1	24.2	24.1		1	24.2
		1	24	23.2		0.1	24.2	24.0		1	24.2
		12	0	22.6		1.1	23.2	22.7		2	23.2
		12	7	22.6		1.1	23.2	22.7		2	23.2
		12	13	22.7		1.1	23.2	22.8		2	23.2
		25	0	22.6		1.1	23.2	22.6		2	23.2
	64QAM	1	0	22.6		1.1	23.2	22.6		2	23.2
		1	12	22.8		1.1	23.2	22.8		2	23.2
		1	24	22.7		1.1	23.2	22.7		2	23.2
		12	0	21.6		2.1	22.2	21.6		3	22.2
		12	7	21.6		2.1	22.2	21.6		3	22.2
		12	13	21.7		2.1	22.2	21.7		3	22.2
		25	0	21.6		2.1	22.2	21.6		3	22.2
	256QAM	1	0	19.7		4.1	20.2	19.6		5	20.2
		1	12	19.8		4.1	20.2	19.8		5	20.2
		1	24	19.7		4.1	20.2	19.7		5	20.2
		12	0	19.6		4.1	20.2	19.6		5	20.2
		12	7	19.6		4.1	20.2	19.6		5	20.2
		12	13	19.7		4.1	20.2	19.7		5	20.2
		25	0	19.6		4.1	20.2	19.6		5	20.2

LTE Band 14 Measured Results (ANT1)

BW (MHz)	Mode	RB Allocation	RB Offset	Mode A Power (dBm)				Mode B Power (dBm)			
				23330		MPR	Max Power	23330		MPR	Max Power
				793 MHz				793 MHz			
10	QPSK	1	0	24.8		0	25.7	24.8		0	25.7
		1	25	24.9		0	25.7	24.9		0	25.7
		1	49	24.7		0	25.7	24.7		0	25.7
		25	0	24.0		1	24.7	24.0		1	24.7
		25	12	24.3		1	24.7	24.3		1	24.7
		25	25	24.0		1	24.7	24.0		1	24.7
		50	0	24.3		1	24.7	24.3		1	24.7
	16QAM	1	0	24.6		1	24.7	24.6		1	24.7
		1	25	24.6		1	24.7	24.6		1	24.7
		1	49	24.7		1	24.7	24.7		1	24.7
		25	0	23.3		2	23.7	23.3		2	23.7
		25	12	23.4		2	23.7	23.4		2	23.7
		25	25	23.4		2	23.7	23.4		2	23.7
	64QAM	50	0	23.3		2	23.7	23.3		2	23.7
		1	0	23.6		2	23.7	23.6		2	23.7
		1	25	23.6		2	23.7	23.6		2	23.7
		1	49	23.6		2	23.7	23.6		2	23.7
		25	0	22.3		3	22.7	22.3		3	22.7
		25	12	22.4		3	22.7	22.4		3	22.7
		25	25	22.3		3	22.7	22.3		3	22.7
	256QAM	50	0	22.3		3	22.7	22.3		3	22.7
		1	0	20.4		5	20.7	20.4		5	20.7
		1	25	20.5		5	20.7	20.5		5	20.7
		1	49	20.5		5	20.7	20.5		5	20.7
		25	0	20.3		5	20.7	20.3		5	20.7
		25	12	20.4		5	20.7	20.4		5	20.7
		25	25	20.3		5	20.7	20.3		5	20.7
	50	0	20.3		5	20.7	20.3		5	20.7	
BW (MHz)	Mode	RB Allocation	RB offset	Mode A Power (dBm)				Mode B Power (dBm)			
				23330		MPR	Max Power	23330		MPR	Max Power
				793 MHz				793 MHz			
5	QPSK	1	0	25.0		0	25.7	25.0		0	25.7
		1	12	25.1		0	25.7	25.1		0	25.7
		1	24	25.0		0	25.7	25.0		0	25.7
		12	0	24.3		1	24.7	24.3		1	24.7
		12	7	24.4		1	24.7	24.4		1	24.7
		12	13	24.3		1	24.7	24.3		1	24.7
		25	0	24.3		1	24.7	24.3		1	24.7
	16QAM	1	0	24.6		1	24.7	24.6		1	24.7
		1	12	24.7		1	24.7	24.7		1	24.7
		1	24	24.6		1	24.7	24.6		1	24.7
		12	0	23.3		2	23.7	23.3		2	23.7
		12	7	23.4		2	23.7	23.4		2	23.7
		12	13	23.3		2	23.7	23.3		2	23.7
		25	0	23.3		2	23.7	23.3		2	23.7
	64QAM	1	0	23.5		2	23.7	23.5		2	23.7
		1	12	23.6		2	23.7	23.6		2	23.7
		1	24	23.5		2	23.7	23.5		2	23.7
		12	0	22.3		3	22.7	22.3		3	22.7
		12	7	22.4		3	22.7	22.4		3	22.7
		12	13	22.3		3	22.7	22.3		3	22.7
		25	0	22.3		3	22.7	22.3		3	22.7
	256QAM	1	0	20.4		5	20.7	20.4		5	20.7
		1	12	20.6		5	20.7	20.6		5	20.7
		1	24	20.4		5	20.7	20.4		5	20.7
		12	0	20.3		5	20.7	20.3		5	20.7
		12	7	20.4		5	20.7	20.4		5	20.7
		12	13	20.3		5	20.7	20.3		5	20.7
		25	0	20.4		5	20.7	20.4		5	20.7

LTE Band 14 Measured Results (ANT2)

BW (MHz)	Mode	RB Allocation	RB Offset	Mode A Power (dBm)				Mode B Power (dBm)				
				23330		MPR	Max Power	23330		MPR	Max Power	
				793 MHz				793 MHz				
10	QPSK	1	0	22.7		0	24.3	24.2		0	25.2	
		1	25	22.9		0	24.3	24.4		0	25.2	
		1	49	22.8		0	24.3	24.3		0	25.2	
		25	0	22.8		0.1	24.2	23.6		1	24.2	
		25	12	22.9		0.1	24.2	23.7		1	24.2	
		25	25	22.9		0.1	24.2	23.7		1	24.2	
		50	0	22.8		0.1	24.2	23.6		1	24.2	
	16QAM	1	0	23.1		0.1	24.2	23.9		1	24.2	
		1	25	23.2		0.1	24.2	24.0		1	24.2	
		1	49	23.2		0.1	24.2	24.0		1	24.2	
		25	0	22.7		1.1	23.2	22.6		2	23.2	
		25	12	22.7		1.1	23.2	22.7		2	23.2	
		25	25	22.7		1.1	23.2	22.7		2	23.2	
	64QAM	50	0	22.7		1.1	23.2	22.6		2	23.2	
		1	0	22.8		1.1	23.2	22.7		2	23.2	
		1	25	22.9		1.1	23.2	22.9		2	23.2	
		1	49	22.8		1.1	23.2	22.9		2	23.2	
		25	0	21.6		2.1	22.2	21.6		3	22.2	
		25	12	21.7		2.1	22.2	21.7		3	22.2	
	256QAM	25	25	21.7		2.1	22.2	21.7		3	22.2	
		50	0	21.7		2.1	22.2	21.6		3	22.2	
		1	0	19.7		4.1	20.2	19.7		5	20.2	
		1	25	19.9		4.1	20.2	19.9		5	20.2	
		1	49	19.9		4.1	20.2	19.8		5	20.2	
		25	0	19.7		4.1	20.2	19.6		5	20.2	
	5	QPSK	25	12	19.7		4.1	20.2	19.7		5	20.2
			25	25	19.7		4.1	20.2	19.7		5	20.2
			50	0	19.7		4.1	20.2	19.6		5	20.2
1			0	22.8		0	24.3	24.3		0	25.2	
1			12	23.0		0	24.3	24.5		0	25.2	
1			24	22.9		0	24.3	24.3		0	25.2	
12			0	22.9		0.1	24.2	23.6		1	24.2	
16QAM		12	7	22.9		0.1	24.2	23.7		1	24.2	
		12	13	22.9		0.1	24.2	23.6		1	24.2	
		25	0	22.9		0.1	24.2	23.6		1	24.2	
		1	0	23.2		0.1	24.2	24.1		1	24.2	
		1	12	23.4		0.1	24.2	24.1		1	24.2	
		1	24	23.3		0.1	24.2	24.1		1	24.2	
		12	0	22.7		1.1	23.2	22.6		2	23.2	
64QAM		12	7	22.7		1.1	23.2	22.6		2	23.2	
		12	13	22.6		1.1	23.2	22.6		2	23.2	
		25	0	22.7		1.1	23.2	22.7		2	23.2	
		1	0	22.7		1.1	23.2	22.7		2	23.2	
		1	12	22.9		1.1	23.2	22.8		2	23.2	
		1	24	22.8		1.1	23.2	22.7		2	23.2	
		12	0	21.7		2.1	22.2	21.6		3	22.2	
256QAM		12	7	21.7		2.1	22.2	21.7		3	22.2	
		12	13	21.7		2.1	22.2	21.6		3	22.2	
		25	0	21.7		2.1	22.2	21.6		3	22.2	
		1	0	19.8		4.1	20.2	19.7		5	20.2	
		1	12	19.9		4.1	20.2	19.9		5	20.2	
		1	24	19.8		4.1	20.2	19.8		5	20.2	
		12	0	19.7		4.1	20.2	19.7		5	20.2	
256QAM	12	7	19.7		4.1	20.2	19.7		5	20.2		
	12	13	19.7		4.1	20.2	19.7		5	20.2		
	25	0	19.7		4.1	20.2	19.7		5	20.2		
	1	0	19.8		4.1	20.2	19.7		5	20.2		
	1	12	19.9		4.1	20.2	19.9		5	20.2		

LTE Band 25 Measured Results (ANT1)

BW (MHz)	Mode	RB Allocation	RB Offset	Mode A Power (dBm)					Mode B Power (dBm)					
				26140	26365	26590	MPR	Max Power	26140	26365	26590	MPR	Max Power	
				1860 MHz	1882.5 MHz	1905 MHz			1860 MHz	1882.5 MHz	1905 MHz			
20	QPSK	1	0	24.5	24.7	24.4	0	25.7	20.5	20.6	20.4	0	21.5	
		1	49	24.6	24.7	24.4	0	25.7	20.6	20.6	20.4	0	21.5	
		1	99	24.5	24.7	24.4	0	25.7	20.5	20.6	20.4	0	21.5	
		50	0	23.9	24.0	23.8	1	24.7	20.7	20.7	20.5	0	21.5	
		50	24	23.8	24.0	23.9	1	24.7	20.6	20.7	20.5	0	21.5	
		50	50	23.8	24.0	23.8	1	24.7	20.5	20.7	20.5	0	21.5	
	16QAM	100	0	23.8	24.0	23.8	1	24.7	20.5	20.7	20.5	0	21.5	
		1	0	24.6	24.6	24.7	1	24.7	20.9	20.7	20.8	0	21.5	
		1	49	24.7	24.7	24.7	1	24.7	21.0	20.9	20.9	0	21.5	
		1	99	24.5	24.6	24.6	1	24.7	20.8	20.7	20.8	0	21.5	
		50	0	23.5	23.4	23.4	2	23.7	20.8	20.7	20.6	0	21.5	
		50	24	23.5	23.4	23.4	2	23.7	20.8	20.7	20.6	0	21.5	
	64QAM	50	50	23.4	23.5	23.5	2	23.7	20.7	20.7	20.7	0	21.5	
		100	0	23.5	23.5	23.4	2	23.7	20.8	20.7	20.6	0	21.5	
		1	0	23.7	23.6	23.5	2	23.7	20.9	20.8	20.7	0	21.5	
		1	49	23.7	23.7	23.6	2	23.7	20.9	20.9	21.0	0	21.5	
		1	99	23.7	23.5	23.6	2	23.7	20.8	20.7	20.8	0	21.5	
		50	0	22.5	22.4	22.4	3	22.7	20.8	20.7	20.6	0	21.5	
	256QAM	50	24	22.5	22.4	22.5	3	22.7	20.8	20.7	20.6	0	21.5	
		50	50	22.4	22.4	22.5	3	22.7	20.7	20.7	20.7	0	21.5	
		100	0	22.5	22.5	22.4	3	22.7	20.7	20.7	20.6	0	21.5	
		1	0	20.6	20.6	20.5	5	20.7	20.2	20.1	20.1	0.8	20.7	
		1	49	20.6	20.5	20.6	5	20.7	20.1	20.0	20.1	0.8	20.7	
		1	99	20.5	20.7	20.7	5	20.7	20.1	20.2	20.2	0.8	20.7	
15	QPSK	50	0	20.5	20.4	20.4	5	20.7	20.1	20.0	19.9	0.8	20.7	
		50	24	20.5	20.4	20.4	5	20.7	20.1	20.0	19.9	0.8	20.7	
		50	50	20.4	20.5	20.5	5	20.7	20.0	20.0	20.0	0.8	20.7	
		100	0	20.5	20.4	20.4	5	20.7	20.1	20.0	19.9	0.8	20.7	
		26115	1857.5 MHz	26365	1882.5 MHz	26615	1907.5 MHz	MPR	Max Power	26115	26365	26615	MPR	Max Power
		1857.5 MHz	1882.5 MHz	1907.5 MHz	1857.5 MHz	1882.5 MHz	1907.5 MHz							
	QPSK	1	0	25.1	25.1	25.0	0	25.7	20.7	20.6	20.5	0	21.5	
		1	37	25.1	25.1	25.1	0	25.7	20.7	20.6	20.6	0	21.5	
		1	74	25.2	25.1	25.1	0	25.7	20.7	20.5	20.6	0	21.5	
		36	0	24.5	24.4	24.4	1	24.7	20.8	20.7	20.6	0	21.5	
		36	20	24.5	24.4	24.4	1	24.7	20.7	20.6	20.7	0	21.5	
		36	39	24.5	24.5	24.5	1	24.7	20.7	20.6	20.7	0	21.5	
	16QAM	75	0	24.5	24.4	24.4	1	24.7	20.7	20.6	20.7	0	21.5	
		1	0	24.5	24.4	24.4	1	24.7	20.8	20.6	20.8	0	21.5	
		1	37	24.5	24.6	24.5	1	24.7	20.9	20.7	20.9	0	21.5	
		1	74	24.5	24.5	24.4	1	24.7	20.8	20.6	20.8	0	21.5	
		36	0	23.5	23.4	23.4	2	23.7	20.8	20.7	20.6	0	21.5	
		36	20	23.5	23.4	23.4	2	23.7	20.8	20.7	20.7	0	21.5	
	64QAM	36	39	23.5	23.5	23.5	2	23.7	20.7	20.7	20.7	0	21.5	
		75	0	23.5	23.5	23.4	2	23.7	20.8	20.6	20.7	0	21.5	
		1	0	23.7	23.6	23.6	2	23.7	20.9	20.9	20.8	0	21.5	
		1	37	23.7	23.6	23.6	2	23.7	20.9	20.9	20.9	0	21.5	
		1	74	23.7	23.6	23.6	2	23.7	20.9	20.9	20.8	0	21.5	
		36	0	22.5	22.4	22.4	3	22.7	20.8	20.7	20.6	0	21.5	
256QAM	36	20	22.5	22.4	22.4	3	22.7	20.8	20.7	20.7	0	21.5		
	36	39	22.5	22.4	22.5	3	22.7	20.7	20.7	20.7	0	21.5		
	75	0	22.5	22.4	22.5	3	22.7	20.8	20.7	20.7	0	21.5		
	1	0	20.6	20.5	20.5	5	20.7	20.1	20.1	20.0	0.8	20.7		
	1	37	20.6	20.6	20.6	5	20.7	20.2	20.0	20.1	0.8	20.7		
	1	74	20.6	20.6	20.6	5	20.7	20.1	20.1	20.2	0.8	20.7		
256QAM	36	0	20.5	20.4	20.4	5	20.7	20.1	20.0	19.9	0.8	20.7		
	36	20	20.5	20.4	20.4	5	20.7	20.1	20.0	20.0	0.8	20.7		
	36	39	20.5	20.4	20.5	5	20.7	20.0	20.0	20.0	0.8	20.7		
	75	0	20.5	20.4	20.4	5	20.7	20.1	20.0	20.0	0.8	20.7		

LTE Band 25 Measured Results (ANT1) (continued)

BW (MHz)	Mode	RB Allocation	RB offset	Mode A Power (dBm)					Mode B Power (dBm)				
				26090	26365	26640	MPR	Max Power	26090	26365	26640	MPR	Max Power
				1855 MHz	1882.5 MHz	1910 MHz			1855 MHz	1882.5 MHz	1910 MHz		
10	QPSK	1	0	25.3	25.2	25.3	0	25.7	20.9	20.8	20.8	0	21.5
		1	25	25.3	25.3	25.3	0	25.7	20.9	20.8	20.8	0	21.5
		1	49	25.2	25.3	25.3	0	25.7	20.9	20.8	20.8	0	21.5
		25	0	24.6	24.5	24.5	1	24.7	20.9	20.8	20.8	0	21.5
		25	12	24.6	24.5	24.6	1	24.7	20.9	20.8	20.8	0	21.5
		25	25	24.6	24.6	24.6	1	24.7	20.9	20.8	20.8	0	21.5
		50	0	24.5	24.5	24.6	1	24.7	20.9	20.8	20.8	0	21.5
	16QAM	1	0	24.7	24.7	24.7	1	24.7	21.0	20.9	20.9	0	21.5
		1	25	24.7	24.7	24.7	1	24.7	21.0	20.9	20.9	0	21.5
		1	49	24.7	24.7	24.7	1	24.7	21.0	20.9	21.0	0	21.5
		25	0	23.6	23.5	23.6	2	23.7	20.9	20.8	20.8	0	21.5
		25	12	23.6	23.5	23.7	2	23.7	20.9	20.8	20.8	0	21.5
		25	25	23.6	23.6	23.7	2	23.7	20.8	20.8	20.8	0	21.5
		50	0	23.6	23.5	23.6	2	23.7	20.8	20.8	20.8	0	21.5
	64QAM	1	0	23.7	23.7	23.7	2	23.7	21.0	20.9	21.0	0	21.5
		1	25	23.7	23.7	23.7	2	23.7	21.0	20.9	21.0	0	21.5
		1	49	23.7	23.7	23.7	2	23.7	21.0	21.0	20.9	0	21.5
		25	0	22.6	22.5	22.5	3	22.7	20.9	20.8	20.8	0	21.5
		25	12	22.6	22.5	22.7	3	22.7	20.9	20.8	20.8	0	21.5
		25	25	22.6	22.6	22.6	3	22.7	20.8	20.8	20.8	0	21.5
		50	0	22.6	22.5	22.6	3	22.7	20.8	20.8	20.8	0	21.5
	256QAM	1	0	20.7	20.6	20.6	5	20.7	20.2	20.1	20.1	0.8	20.7
		1	25	20.7	20.7	20.7	5	20.7	20.2	20.2	20.2	0.8	20.7
		1	49	20.6	20.7	20.7	5	20.7	20.2	20.2	20.2	0.8	20.7
		25	0	20.6	20.5	20.5	5	20.7	20.2	20.1	20.1	0.8	20.7
25		12	20.6	20.5	20.6	5	20.7	20.2	20.1	20.1	0.8	20.7	
25		25	20.5	20.6	20.6	5	20.7	20.1	20.1	20.1	0.8	20.7	
50		0	20.5	20.5	20.6	5	20.7	20.1	20.1	20.1	0.8	20.7	
BW (MHz)	Mode	RB Allocation	RB offset	Mode A Power (dBm)					Mode B Power (dBm)				
				26065	26365	26665	MPR	Max Power	26065	26365	26665	MPR	Max Power
				1852.5 MHz	1882.5 MHz	1912.5 MHz			1852.5 MHz	1882.5 MHz	1912.5 MHz		
5	QPSK	1	0	25.3	25.2	25.3	0	25.7	20.9	20.8	20.8	0	21.5
		1	12	25.4	25.3	25.4	0	25.7	21.0	20.9	20.9	0	21.5
		1	24	25.3	25.2	25.3	0	25.7	20.9	20.8	20.8	0	21.5
		12	0	24.6	24.5	24.6	1	24.7	20.9	20.8	20.8	0	21.5
		12	7	24.7	24.5	24.7	1	24.7	20.9	20.9	20.9	0	21.5
		12	13	24.6	24.6	24.6	1	24.7	20.9	20.8	20.9	0	21.5
		25	0	24.6	24.5	24.6	1	24.7	20.9	20.8	20.7	0	21.5
	16QAM	1	0	24.7	24.6	24.7	1	24.7	21.0	20.9	20.9	0	21.5
		1	12	24.7	24.7	24.7	1	24.7	21.0	20.9	21.0	0	21.5
		1	24	24.7	24.7	24.7	1	24.7	21.0	20.9	21.0	0	21.5
		12	0	23.7	23.5	23.6	2	23.7	20.8	20.9	20.8	0	21.5
		12	7	23.7	23.5	23.7	2	23.7	20.9	20.9	20.9	0	21.5
		12	13	23.7	23.6	23.6	2	23.7	20.9	20.9	20.9	0	21.5
		25	0	23.6	23.5	23.6	2	23.7	20.9	20.8	20.7	0	21.5
	64QAM	1	0	23.7	23.6	23.7	2	23.7	21.0	20.9	20.9	0	21.5
		1	12	23.7	23.7	23.7	2	23.7	21.0	20.9	21.0	0	21.5
		1	24	23.7	23.6	23.7	2	23.7	21.0	20.9	20.9	0	21.5
		12	0	22.7	22.5	22.6	3	22.7	20.9	20.8	20.8	0	21.5
		12	7	22.7	22.5	22.7	3	22.7	20.9	20.9	20.9	0	21.5
		12	13	22.7	22.6	22.7	3	22.7	20.9	20.8	20.9	0	21.5
		25	0	22.7	22.5	22.7	3	22.7	20.9	20.8	20.7	0	21.5
	256QAM	1	0	20.7	20.6	20.7	5	20.7	20.2	20.2	20.2	0.8	20.7
		1	12	20.7	20.7	20.7	5	20.7	20.2	20.2	20.2	0.8	20.7
		1	24	20.7	20.7	20.7	5	20.7	20.2	20.2	20.2	0.8	20.7
		12	0	20.6	20.5	20.6	5	20.7	20.2	20.1	20.0	0.8	20.7
12		7	20.7	20.5	20.7	5	20.7	20.2	20.1	20.2	0.8	20.7	
12		13	20.6	20.5	20.7	5	20.7	20.2	20.1	20.1	0.8	20.7	
25		0	20.6	20.5	20.6	5	20.7	20.2	20.1	20.1	0.8	20.7	

LTE Band 25 Measured Results (ANT1) (continued)

BW (MHz)	Mode	RB Allocation	RB offset	Mode A Power (dBm)					Mode B Power (dBm)				
				26055	26365	26675	MPR	Max Power	26055	26365	26675	MPR	Max Power
				1851.5 MHz	1882.5 MHz	1913.5 MHz			1851.5 MHz	1882.5 MHz	1913.5 MHz		
3	QPSK	1	0	25.3	25.1	25.2	0	25.7	20.8	20.7	20.9	0	21.5
		1	8	25.3	25.3	25.3	0	25.7	20.9	20.8	20.9	0	21.5
		1	14	25.3	25.2	25.2	0	25.7	20.8	20.7	20.9	0	21.5
		8	0	24.6	24.5	24.5	1	24.7	20.9	20.8	20.9	0	21.5
		8	4	24.6	24.6	24.6	1	24.7	20.9	20.8	20.9	0	21.5
		8	7	24.7	24.6	24.6	1	24.7	20.9	20.8	20.9	0	21.5
	16QAM	15	0	24.6	24.4	24.5	1	24.7	20.8	20.8	20.9	0	21.5
		1	0	24.7	24.5	24.6	1	24.7	20.9	20.9	21.0	0	21.5
		1	8	24.7	24.7	24.7	1	24.7	21.0	21.0	21.0	0	21.5
		1	14	24.7	24.6	24.6	1	24.7	21.0	20.8	21.0	0	21.5
		8	0	23.7	23.5	23.5	2	23.7	21.0	20.8	21.0	0	21.5
		8	4	23.7	23.6	23.6	2	23.7	20.9	20.8	21.0	0	21.5
	64QAM	8	7	23.7	23.6	23.6	2	23.7	20.9	20.9	21.0	0	21.5
		15	0	23.6	23.5	23.6	2	23.7	20.9	20.8	20.9	0	21.5
		1	0	23.7	23.7	23.7	2	23.7	21.0	21.0	21.0	0	21.5
		1	8	23.7	23.7	23.7	2	23.7	21.0	21.0	21.0	0	21.5
		1	14	23.7	23.7	23.7	2	23.7	21.0	20.9	21.0	0	21.5
		8	0	22.7	22.5	22.6	3	22.7	20.9	20.8	21.0	0	21.5
	256QAM	8	4	22.7	22.6	22.6	3	22.7	20.9	20.9	21.0	0	21.5
		8	7	22.7	22.6	22.6	3	22.7	20.9	20.9	21.0	0	21.5
		15	0	22.6	22.5	22.5	3	22.7	20.9	20.8	21.0	0	21.5
		1	0	20.7	20.5	20.7	5	20.7	20.2	20.2	20.2	0.8	20.7
		1	8	20.7	20.7	20.7	5	20.7	20.2	20.2	20.2	0.8	20.7
		1	14	20.7	20.6	20.7	5	20.7	20.2	20.2	20.2	0.8	20.7
1.4	QPSK	8	0	20.6	20.5	20.5	5	20.7	20.2	20.1	20.2	0.8	20.7
		8	4	20.7	20.6	20.6	5	20.7	20.2	20.1	20.2	0.8	20.7
		8	7	20.7	20.6	20.6	5	20.7	20.2	20.1	20.2	0.8	20.7
		15	0	20.7	20.5	20.6	5	20.7	20.2	20.1	20.2	0.8	20.7
		1	0	25.3	25.2	25.3	0	25.7	20.9	20.8	20.8	0	21.5
		1	3	25.3	25.2	25.3	0	25.7	20.9	20.8	20.8	0	21.5
	16QAM	1	5	25.3	25.2	25.3	0	25.7	20.9	20.8	20.8	0	21.5
		3	0	25.3	25.2	25.3	0	25.7	20.9	20.8	20.8	0	21.5
		3	1	25.3	25.2	25.3	0	25.7	20.9	20.8	20.8	0	21.5
		3	3	25.3	25.3	25.3	0	25.7	20.9	20.8	20.9	0	21.5
		6	0	24.6	24.5	24.6	1	24.7	20.9	20.8	20.8	0	21.5
		1	0	24.7	24.6	24.7	1	24.7	21.0	20.8	20.9	0	21.5
	64QAM	1	3	24.7	24.7	24.7	1	24.7	21.0	20.8	21.0	0	21.5
		1	5	24.7	24.7	24.7	1	24.7	21.0	20.8	21.0	0	21.5
		3	0	24.7	24.6	24.7	1	24.7	21.0	20.8	20.9	0	21.5
		3	1	24.7	24.6	24.7	1	24.7	21.0	20.8	20.9	0	21.5
		3	3	24.7	24.6	24.7	1	24.7	21.0	20.8	20.9	0	21.5
		6	0	23.6	23.5	23.7	2	23.7	20.9	20.8	20.9	0	21.5
	256QAM	1	0	23.7	23.7	23.7	2	23.7	21.0	20.8	21.0	0	21.5
		1	3	23.7	23.7	23.7	2	23.7	21.0	20.8	20.9	0	21.5
		1	5	23.7	23.7	23.7	2	23.7	21.0	20.8	21.0	0	21.5
		3	0	23.7	23.5	23.7	2	23.7	21.0	20.8	20.9	0	21.5
		3	1	23.7	23.6	23.7	2	23.7	21.0	20.8	20.9	0	21.5
		3	3	23.7	23.6	23.7	2	23.7	21.0	20.8	20.9	0	21.5
QPSK	6	0	22.6	22.6	22.6	3	22.7	21.0	20.8	20.8	0	21.5	
	1	0	20.7	20.6	20.7	5	20.7	20.2	20.2	20.1	0.8	20.7	
	1	3	20.7	20.7	20.7	5	20.7	20.2	20.2	20.2	0.8	20.7	
	1	5	20.7	20.6	20.7	5	20.7	20.2	20.2	20.2	0.8	20.7	
	3	0	20.6	20.6	20.6	5	20.7	20.2	20.2	20.2	0.8	20.7	
	3	1	20.7	20.6	20.6	5	20.7	20.2	20.2	20.1	0.8	20.7	
16QAM	3	3	20.7	20.6	20.6	5	20.7	20.2	20.2	20.1	0.8	20.7	
	6	0	20.7	20.7	20.5	5	20.7	20.2	20.2	20.1	0.8	20.7	
	1	0	25.3	25.2	25.3	0	25.7	20.9	20.8	20.8	0	21.5	
	1	3	25.3	25.2	25.3	0	25.7	20.9	20.8	20.8	0	21.5	
	1	5	25.3	25.2	25.3	0	25.7	20.9	20.8	20.8	0	21.5	
	3	0	25.3	25.2	25.3	0	25.7	20.9	20.8	20.8	0	21.5	
64QAM	3	1	25.3	25.2	25.3	0	25.7	20.9	20.8	20.8	0	21.5	
	3	3	25.3	25.3	25.3	0	25.7	20.9	20.8	20.9	0	21.5	
	6	0	24.6	24.5	24.6	1	24.7	20.9	20.8	20.8	0	21.5	
	1	0	24.7	24.6	24.7	1	24.7	21.0	20.8	20.9	0	21.5	
	1	3	24.7	24.7	24.7	1	24.7	21.0	20.8	21.0	0	21.5	
	1	5	24.7	24.7	24.7	1	24.7	21.0	20.8	21.0	0	21.5	
256QAM	3	0	24.7	24.6	24.7	1	24.7	21.0	20.8	20.9	0	21.5	
	3	1	24.7	24.6	24.7	1	24.7	21.0	20.8	20.9	0	21.5	
	3	3	24.7	24.6	24.7	1	24.7	21.0	20.8	20.9	0	21.5	
	6	0	23.6	23.5	23.7	2	23.7	20.9	20.8	20.9	0	21.5	
	1	0	23.7	23.7	23.7	2	23.7	21.0	20.8	21.0	0	21.5	
	1	3	23.7	23.7	23.7	2	23.7	21.0	20.8	20.9	0	21.5	

LTE Band 25 Measured Results (ANT2)

BW (MHz)	Mode	RB Allocation	RB Offset	Mode A Power (dBm)					Mode B Power (dBm)					
				26140	26365	26590	MPR	Max Power	26140	26365	26590	MPR	Max Power	
				1860 MHz	1882.5 MHz	1905 MHz			1860 MHz	1882.5 MHz	1905 MHz			
20	QPSK	1	0	18.2	18.5	18.2	0	20.0	17.0	16.8	16.9	0	18.5	
		1	49	18.3	18.5	18.2	0	20.0	16.9	16.8	16.9	0	18.5	
		1	99	18.2	18.5	18.2	0	20.0	16.9	16.8	16.8	0	18.5	
		50	0	18.3	18.3	18.3	0	20.0	16.9	16.9	16.9	0	18.5	
		50	24	18.3	18.5	18.4	0	20.0	17.0	16.9	17.0	0	18.5	
		50	50	18.3	18.5	18.3	0	20.0	17.0	17.0	17.0	0	18.5	
	16QAM	100	0	18.3	18.6	18.4	0	20.0	17.0	17.0	17.0	0	18.5	
		1	0	18.4	18.3	18.4	0	20.0	17.1	17.2	17.1	0	18.5	
		1	49	18.5	18.5	18.6	0	20.0	17.3	17.4	17.4	0	18.5	
		1	99	18.4	18.4	18.4	0	20.0	17.1	17.2	17.2	0	18.5	
		50	0	18.2	18.1	18.1	0	20.0	16.9	16.9	16.9	0	18.5	
		50	24	18.2	18.2	18.2	0	20.0	16.9	16.9	16.9	0	18.5	
	64QAM	50	50	18.2	18.2	18.2	0	20.0	16.9	16.9	17.0	0	18.5	
		100	0	18.2	18.2	18.2	0	20.0	16.9	16.9	16.9	0	18.5	
		1	0	18.3	18.3	18.3	0	20.0	17.0	17.0	16.9	0	18.5	
		1	49	18.3	18.3	18.4	0	20.0	17.1	17.0	17.1	0	18.5	
		1	99	18.3	18.2	18.3	0	20.0	16.9	17.0	17.0	0	18.5	
		50	0	18.2	18.1	18.1	0	20.0	16.9	16.8	16.8	0	18.5	
	256QAM	50	24	18.2	18.2	18.2	0	20.0	16.9	16.9	16.9	0	18.5	
		50	50	18.2	18.2	18.2	0	20.0	16.9	16.9	16.9	0	18.5	
		100	0	18.2	18.2	18.2	0	20.0	16.9	16.9	16.9	0	18.5	
		1	0	17.8	17.7	17.7	1.6	18.4	17.1	17.0	17.0	0.1	18.4	
		1	49	17.8	17.8	17.8	1.6	18.4	17.0	17.0	17.0	0.1	18.4	
		1	99	17.9	17.9	17.8	1.6	18.4	17.1	17.1	17.1	0.1	18.4	
15	QPSK	50	0	17.7	17.6	17.6	1.6	18.4	16.9	16.8	16.8	0.1	18.4	
		50	24	17.7	17.7	17.7	1.6	18.4	16.9	16.9	16.9	0.1	18.4	
		50	50	17.7	17.7	17.7	1.6	18.4	16.9	16.9	16.9	0.1	18.4	
		100	0	17.7	17.7	17.7	1.6	18.4	16.9	16.9	16.9	0.1	18.4	
		100	0	17.7	17.7	17.7	1.6	18.4	16.9	16.9	16.9	0.1	18.4	
		100	0	17.7	17.7	17.7	1.6	18.4	16.9	16.9	16.9	0.1	18.4	
	16QAM	1	0	18.1	18.1	18.1	0	20.0	16.9	16.7	16.8	0	18.5	
		1	37	18.1	18.1	18.1	0	20.0	16.8	16.8	16.8	0	18.5	
		1	74	18.2	18.0	18.0	0	20.0	16.9	16.8	16.8	0	18.5	
		36	0	18.2	18.1	18.1	0	20.0	16.9	16.8	16.8	0	18.5	
		36	20	18.1	18.2	18.1	0	20.0	16.8	16.9	16.9	0	18.5	
		36	39	18.1	18.2	18.2	0	20.0	16.8	16.9	16.9	0	18.5	
		75	0	18.1	18.2	18.1	0	20.0	16.8	16.9	16.9	0	18.5	
		64QAM	1	0	18.4	18.3	18.3	0	20.0	17.1	17.0	17.1	0	18.5
			1	37	18.4	18.4	18.3	0	20.0	17.1	17.2	17.1	0	18.5
			1	74	18.4	18.3	18.4	0	20.0	17.1	17.0	17.1	0	18.5
			36	0	18.2	18.1	18.1	0	20.0	16.9	16.8	16.8	0	18.5
			36	20	18.1	18.2	18.1	0	20.0	16.8	16.9	16.9	0	18.5
	36		39	18.1	18.2	18.2	0	20.0	16.8	16.9	16.9	0	18.5	
	256QAM	75	0	18.1	18.2	18.1	0	20.0	16.8	16.9	16.9	0	18.5	
		1	0	18.4	18.2	18.3	0	20.0	17.0	17.0	17.0	0	18.5	
		1	37	18.4	18.3	18.4	0	20.0	17.0	17.0	17.1	0	18.5	
		1	74	18.4	18.3	18.3	0	20.0	17.1	17.0	17.0	0	18.5	
		36	0	18.2	18.1	18.1	0	20.0	16.9	16.8	16.8	0	18.5	
36		20	18.1	18.2	18.1	0	20.0	16.8	16.9	16.9	0	18.5		
256QAM	36	39	18.1	18.2	18.2	0	20.0	16.8	16.9	16.9	0	18.5		
	75	0	18.1	18.2	18.1	0	20.0	16.8	16.9	16.9	0	18.5		
	1	0	17.8	17.6	17.7	1.6	18.4	17.0	16.9	16.9	0.1	18.4		
	1	37	17.8	17.7	17.8	1.6	18.4	17.0	17.0	17.0	0.1	18.4		
	1	74	17.7	17.8	17.8	1.6	18.4	17.0	17.1	17.0	0.1	18.4		
	36	0	17.7	17.6	17.6	1.6	18.4	16.9	16.8	16.8	0.1	18.4		
256QAM	36	20	17.6	17.7	17.6	1.6	18.4	16.8	16.9	16.9	0.1	18.4		
	36	39	17.6	17.7	17.7	1.6	18.4	16.8	16.9	16.9	0.1	18.4		
	75	0	17.6	17.7	17.6	1.6	18.4	16.8	16.9	16.9	0.1	18.4		
	75	0	17.6	17.7	17.6	1.6	18.4	16.8	16.9	16.9	0.1	18.4		
	75	0	17.6	17.7	17.6	1.6	18.4	16.8	16.9	16.9	0.1	18.4		
	75	0	17.6	17.7	17.6	1.6	18.4	16.8	16.9	16.9	0.1	18.4		

LTE Band 25 Measured Results (ANT2) (continued)

BW (MHz)	Mode	RB Allocation	RB offset	Mode A Power (dBm)					Mode B Power (dBm)				
				26090	26365	26640	MPR	Max Power	26090	26365	26590	MPR	Max Power
				1855 MHz	1882.5 MHz	1910 MHz			1860 MHz	1882.5 MHz	1905 MHz		
10	QPSK	1	0	18.2	18.2	18.2	0	20.0	17.0	16.9	17.0	0	18.5
		1	25	18.3	18.3	18.3	0	20.0	17.0	17.0	17.0	0	18.5
		1	49	18.2	18.3	18.3	0	20.0	17.0	17.0	17.0	0	18.5
		25	0	18.3	18.2	18.2	0	20.0	17.0	16.9	16.9	0	18.5
		25	12	18.3	18.3	18.2	0	20.0	17.1	17.0	17.0	0	18.5
		25	25	18.2	18.3	18.3	0	20.0	17.0	17.0	17.0	0	18.5
		50	0	18.2	18.3	18.2	0	20.0	16.9	17.0	17.0	0	18.5
	16QAM	1	0	18.6	18.5	18.6	0	20.0	17.4	17.3	17.3	0	18.5
		1	25	18.6	18.5	18.5	0	20.0	17.3	17.2	17.2	0	18.5
		1	49	18.6	18.6	18.6	0	20.0	17.3	17.3	17.4	0	18.5
		25	0	18.4	18.2	18.2	0	20.0	17.0	16.9	16.9	0	18.5
		25	12	18.4	18.3	18.2	0	20.0	17.1	17.1	17.1	0	18.5
		25	25	18.3	18.3	18.3	0	20.0	17.0	17.1	17.0	0	18.5
		50	0	18.3	18.3	18.2	0	20.0	17.0	17.0	17.0	0	18.5
	64QAM	1	0	18.5	18.4	18.4	0	20.0	17.3	17.1	17.2	0	18.5
		1	25	18.5	18.4	18.4	0	20.0	17.3	17.2	17.2	0	18.5
		1	49	18.4	18.4	18.4	0	20.0	17.2	17.2	17.2	0	18.5
		25	0	18.3	18.2	18.2	0	20.0	17.1	16.9	16.9	0	18.5
		25	12	18.3	18.3	18.2	0	20.0	17.1	17.1	17.0	0	18.5
		25	25	18.2	18.3	18.3	0	20.0	17.0	17.0	17.0	0	18.5
		50	0	18.3	18.2	18.2	0	20.0	17.0	17.0	17.0	0	18.5
	256QAM	1	0	17.9	17.8	17.8	1.6	18.4	17.2	17.0	17.1	0.1	18.4
		1	25	17.9	17.9	17.9	1.6	18.4	17.3	17.1	17.2	0.1	18.4
		1	49	17.8	17.9	17.9	1.6	18.4	17.1	17.1	17.2	0.1	18.4
		25	0	17.8	17.7	17.7	1.6	18.4	17.0	16.9	16.9	0.1	18.4
25		12	17.8	17.8	17.7	1.6	18.4	17.1	17.1	17.0	0.1	18.4	
25		25	17.7	17.8	17.8	1.6	18.4	17.0	17.0	17.0	0.1	18.4	
50		0	17.7	17.7	17.7	1.6	18.4	17.0	17.0	17.0	0.1	18.4	
BW (MHz)	Mode	RB Allocation	RB offset	Mode A Power (dBm)					Mode B Power (dBm)				
				26065	26365	26665	MPR	Max Power	26065	26365	26590	MPR	Max Power
				1852.5 MHz	1882.5 MHz	1912.5 MHz			1860 MHz	1882.5 MHz	1905 MHz		
5	QPSK	1	0	18.3	18.2	18.2	0	20.0	17.0	16.9	16.9	0	18.5
		1	12	18.4	18.4	18.4	0	20.0	17.2	17.0	17.0	0	18.5
		1	24	18.3	18.2	18.3	0	20.0	17.0	17.0	16.9	0	18.5
		12	0	18.3	18.2	18.2	0	20.0	17.0	16.9	16.9	0	18.5
		12	7	18.4	18.3	18.3	0	20.0	17.1	17.0	17.0	0	18.5
		12	13	18.4	18.3	18.3	0	20.0	17.0	17.0	17.0	0	18.5
		25	0	18.4	18.3	18.2	0	20.0	17.0	17.0	17.0	0	18.5
	16QAM	1	0	18.7	18.6	18.6	0	20.0	17.4	17.3	17.2	0	18.5
		1	12	18.8	18.7	18.7	0	20.0	17.5	17.4	17.4	0	18.5
		1	24	18.7	18.6	18.6	0	20.0	17.4	17.3	17.3	0	18.5
		12	0	18.5	18.2	18.3	0	20.0	17.0	16.9	17.0	0	18.5
		12	7	18.5	18.4	18.3	0	20.0	17.1	17.1	17.1	0	18.5
		12	13	18.5	18.3	18.4	0	20.0	17.0	17.1	17.1	0	18.5
		25	0	18.4	18.3	18.3	0	20.0	17.0	17.0	17.0	0	18.5
	64QAM	1	0	18.4	18.2	18.4	0	20.0	17.2	17.0	17.0	0	18.5
		1	12	18.5	18.3	18.4	0	20.0	17.3	17.1	17.1	0	18.5
		1	24	18.4	18.3	18.4	0	20.0	17.2	17.1	16.9	0	18.5
		12	0	18.4	18.2	18.2	0	20.0	17.1	16.9	16.9	0	18.5
		12	7	18.4	18.3	18.2	0	20.0	17.1	17.1	17.0	0	18.5
		12	13	18.4	18.3	18.3	0	20.0	17.1	17.0	17.0	0	18.5
		25	0	18.4	18.3	18.2	0	20.0	17.1	17.0	17.0	0	18.5
	256QAM	1	0	17.9	17.8	17.8	1.6	18.4	17.1	17.0	17.0	0.1	18.4
		1	12	18.0	18.0	18.0	1.6	18.4	17.3	17.2	17.2	0.1	18.4
		1	24	17.9	17.8	17.9	1.6	18.4	17.1	17.1	17.0	0.1	18.4
		12	0	17.9	17.7	17.7	1.6	18.4	17.1	16.9	16.9	0.1	18.4
12		7	17.9	17.8	17.8	1.6	18.4	17.1	17.0	17.0	0.1	18.4	
12		13	17.9	17.8	17.8	1.6	18.4	17.1	17.0	17.0	0.1	18.4	
25		0	17.9	17.8	17.7	1.6	18.4	17.0	17.0	17.0	0.1	18.4	

LTE Band 25 Measured Results (ANT2) (continued)

BW (MHz)	Mode	RB Allocation	RB offset	Mode A Power (dBm)					Mode B Power (dBm)					
				26055	26365	26675	MPR	Max Power	26055	26365	26590	MPR	Max Power	
				1851.5 MHz	1882.5 MHz	1913.5 MHz			1860 MHz	1882.5 MHz	1905 MHz			
3	QPSK	1	0	18.2	18.2	18.2	0	20.0	17.0	16.9	16.9	0	18.5	
		1	8	18.4	18.3	18.3	0	20.0	17.1	17.0	17.0	0	18.5	
		1	14	18.2	18.2	18.2	0	20.0	17.0	16.9	16.9	0	18.5	
		8	0	18.4	18.3	18.3	0	20.0	17.0	16.9	17.0	0	18.5	
		8	4	18.4	18.3	18.3	0	20.0	17.1	17.0	17.0	0	18.5	
		8	7	18.4	18.3	18.3	0	20.0	17.1	17.0	17.0	0	18.5	
	16QAM	15	0	18.3	18.2	18.3	0	20.0	17.0	16.9	16.9	0	18.5	
		1	0	18.7	18.5	18.6	0	20.0	17.3	17.2	17.2	0	18.5	
		1	8	18.8	18.6	18.6	0	20.0	17.4	17.3	17.2	0	18.5	
		1	14	18.7	18.5	18.5	0	20.0	17.3	17.2	17.2	0	18.5	
		8	0	18.4	18.3	18.3	0	20.0	17.1	17.0	17.0	0	18.5	
		8	4	18.5	18.4	18.4	0	20.0	17.2	17.0	17.0	0	18.5	
	64QAM	8	7	18.5	18.4	18.4	0	20.0	17.2	17.0	17.0	0	18.5	
		15	0	18.4	18.3	18.3	0	20.0	17.0	17.0	17.0	0	18.5	
		1	0	18.6	18.5	18.5	0	20.0	17.2	17.2	17.2	0	18.5	
		1	8	18.6	18.5	18.5	0	20.0	17.3	17.2	17.3	0	18.5	
		1	14	18.6	18.4	18.4	0	20.0	17.2	17.1	17.2	0	18.5	
		8	0	18.4	18.2	18.3	0	20.0	17.1	17.0	17.0	0	18.5	
	256QAM	8	4	18.4	18.3	18.3	0	20.0	17.2	17.0	17.1	0	18.5	
		8	7	18.4	18.3	18.3	0	20.0	17.1	17.0	17.1	0	18.5	
		15	0	18.4	18.3	18.3	0	20.0	17.1	17.0	17.0	0	18.5	
		1	0	17.9	17.9	17.9	1.6	18.4	17.1	17.0	17.0	0.1	18.4	
		1	8	18.0	18.0	17.9	1.6	18.4	17.2	17.2	17.0	0.1	18.4	
		1	14	17.9	17.8	17.9	1.6	18.4	17.1	17.1	17.0	0.1	18.4	
	1.4	QPSK	8	0	17.9	17.8	17.8	1.6	18.4	17.0	17.0	17.0	0.1	18.4
			8	4	17.9	17.8	17.8	1.6	18.4	17.1	17.0	17.0	0.1	18.4
			8	7	17.9	17.8	17.9	1.6	18.4	17.1	17.0	17.0	0.1	18.4
			15	0	17.9	17.8	17.8	1.6	18.4	17.0	17.0	17.0	0.1	18.4
			1	0	18.3	18.3	18.2	0	20.0	17.0	16.9	16.9	0	18.5
			1	3	18.4	18.3	18.3	0	20.0	17.0	17.0	16.9	0	18.5
16QAM		1	5	18.3	18.3	18.3	0	20.0	17.0	16.9	16.9	0	18.5	
		3	0	18.3	18.2	18.2	0	20.0	17.0	16.9	16.9	0	18.5	
		3	1	18.4	18.2	18.3	0	20.0	17.0	16.9	16.9	0	18.5	
		3	3	18.3	18.3	18.2	0	20.0	17.0	16.9	16.9	0	18.5	
		6	0	18.3	18.2	18.3	0	20.0	17.0	16.9	16.9	0	18.5	
		1	0	18.7	18.6	18.6	0	20.0	17.2	17.3	17.3	0	18.5	
64QAM		1	3	18.7	18.7	18.7	0	20.0	17.2	17.3	17.4	0	18.5	
		1	5	18.7	18.6	18.6	0	20.0	17.2	17.2	17.3	0	18.5	
		3	0	18.5	18.5	18.5	0	20.0	17.2	17.1	17.1	0	18.5	
		3	1	18.5	18.5	18.5	0	20.0	17.2	17.1	17.1	0	18.5	
		3	3	18.5	18.5	18.5	0	20.0	17.2	17.1	17.1	0	18.5	
		6	0	18.4	18.4	18.4	0	20.0	17.1	17.0	17.0	0	18.5	
256QAM		1	0	18.4	18.4	18.4	0	20.0	17.1	17.0	17.0	0	18.5	
		1	0	18.5	18.4	18.5	0	20.0	17.2	17.1	17.1	0	18.5	
		1	3	18.5	18.5	18.5	0	20.0	17.3	17.3	17.2	0	18.5	
		1	5	18.5	18.4	18.5	0	20.0	17.1	17.1	17.1	0	18.5	
		3	0	18.4	18.4	18.4	0	20.0	17.1	17.0	17.0	0	18.5	
		3	1	18.4	18.3	18.3	0	20.0	17.1	17.0	17.0	0	18.5	
QPSK		3	3	18.4	18.4	18.3	0	20.0	17.1	17.0	17.0	0	18.5	
		6	0	18.3	18.3	18.3	0	20.0	17.1	17.0	16.9	0	18.5	
		1	0	17.9	17.8	17.9	1.6	18.4	17.1	17.0	17.0	0.1	18.4	
		1	3	18.0	17.8	17.9	1.6	18.4	17.2	17.0	17.0	0.1	18.4	
		1	5	17.9	17.8	17.8	1.6	18.4	17.1	17.0	17.0	0.1	18.4	
		3	0	17.8	17.8	17.8	1.6	18.4	17.1	16.9	16.9	0.1	18.4	
16QAM	3	1	17.9	17.8	17.8	1.6	18.4	17.1	16.9	16.9	0.1	18.4		
	3	3	17.9	17.8	17.8	1.6	18.4	17.1	16.9	16.9	0.1	18.4		
	6	0	17.8	17.8	17.8	1.6	18.4	17.0	16.9	16.9	0.1	18.4		
	1	0	17.8	17.8	17.8	1.6	18.4	17.1	16.9	16.9	0.1	18.4		
	1	3	17.8	17.8	17.8	1.6	18.4	17.1	16.9	16.9	0.1	18.4		
	6	0	17.8	17.8	17.8	1.6	18.4	17.0	16.9	16.9	0.1	18.4		

LTE Band 25 Measured Results (ANT3)

BW (MHz)	Mode	RB Allocation	RB Offset	Mode A Power (dBm)					Mode B Power (dBm)					
				26140	26365	26590	MPR	Max Power	26140	26365	26590	MPR	Max Power	
				1860 MHz	1882.5 MHz	1905 MHz			1860 MHz	1882.5 MHz	1905 MHz			
20	QPSK	1	0	21.5	21.5	21.5	0	22.3	20.8	20.9	20.9	0	21.9	
		1	49	21.5	21.6	21.5	0	22.3	20.9	20.9	20.9	0	21.9	
		1	99	21.5	21.6	21.5	0	22.3	20.9	20.9	20.9	0	21.9	
		50	0	21.5	21.5	21.6	0	22.3	20.9	20.9	21.0	0	21.9	
		50	24	21.6	21.6	21.7	0	22.3	21.0	20.9	21.0	0	21.9	
		50	50	21.6	21.5	21.6	0	22.3	21.0	20.9	21.0	0	21.9	
	16QAM	100	0	21.6	21.6	21.6	0	22.3	21.0	20.9	21.1	0	21.9	
		1	0	21.9	22.1	22.1	0	22.3	21.5	21.2	21.1	0	21.9	
		1	49	22.3	22.3	22.2	0	22.3	21.6	21.3	21.4	0	21.9	
		1	99	22.0	22.1	22.1	0	22.3	21.3	21.1	21.2	0	21.9	
		50	0	22.0	22.0	22.0	0	22.3	21.3	21.1	21.0	0	21.9	
		50	24	22.0	22.1	22.0	0	22.3	21.3	21.1	21.1	0	21.9	
	64QAM	50	50	22.0	22.0	22.0	0	22.3	21.2	21.0	21.1	0	21.9	
		100	0	22.0	21.9	22.0	0	22.3	21.3	21.0	21.2	0	21.9	
		1	0	22.0	22.1	22.1	0	22.3	21.5	21.2	21.2	0	21.9	
		1	49	22.2	22.2	22.3	0	22.3	21.5	21.2	21.3	0	21.9	
		1	99	22.1	22.0	22.1	0	22.3	21.2	21.2	21.2	0	21.9	
		50	0	22.0	21.9	22.0	0	22.3	21.3	21.1	21.0	0	21.9	
	256QAM	50	24	22.0	22.0	22.0	0	22.3	21.3	21.1	21.1	0	21.9	
		50	50	22.0	21.9	22.0	0	22.3	21.2	21.1	21.1	0	21.9	
		100	0	22.0	22.0	22.0	0	22.3	21.3	21.0	21.1	0	21.9	
		1	0	20.0	20.1	20.2	1.8	20.5	20.1	19.8	19.7	1.4	20.5	
		1	49	20.1	20.1	20.1	1.8	20.5	20.0	19.8	19.8	1.4	20.5	
		1	99	20.2	20.1	20.0	1.8	20.5	19.9	19.8	19.9	1.4	20.5	
15	QPSK	50	0	20.0	19.9	20.0	1.8	20.5	19.9	19.6	19.6	1.4	20.5	
		50	24	20.0	20.0	20.0	1.8	20.5	19.9	19.7	19.7	1.4	20.5	
		50	50	20.0	20.0	20.0	1.8	20.5	19.8	19.7	19.8	1.4	20.5	
		100	0	20.0	19.9	20.1	1.8	20.5	19.9	19.7	19.7	1.4	20.5	
		26115	26365	26615	MPR	Max Power	26115	26365	26590	MPR	Max Power			
		1857.5 MHz	1882.5 MHz	1907.5 MHz			1860 MHz	1882.5 MHz	1905 MHz					
	15	QPSK	1	0	22.0	22.0	21.9	0	22.3	21.3	21.0	21.1	0	21.9
			1	37	22.0	22.0	22.0	0	22.3	21.3	21.0	21.1	0	21.9
			1	74	22.0	21.9	21.9	0	22.3	21.3	21.0	21.1	0	21.9
			36	0	22.0	22.0	22.0	0	22.3	21.4	21.0	21.1	0	21.9
			36	20	22.0	22.1	22.0	0	22.3	21.4	21.0	21.2	0	21.9
			36	39	22.0	22.1	22.0	0	22.3	21.3	21.1	21.2	0	21.9
		16QAM	75	0	22.0	22.0	22.0	0	22.3	21.4	21.0	21.2	0	21.9
			1	0	22.2	22.0	22.0	0	22.3	21.5	21.1	21.0	0	21.9
			1	37	22.2	22.1	22.1	0	22.3	21.5	21.1	21.1	0	21.9
			1	74	22.2	22.0	22.0	0	22.3	21.5	21.1	21.1	0	21.9
			36	0	22.0	22.0	22.0	0	22.3	21.4	21.0	21.0	0	21.9
			36	20	22.1	22.1	22.0	0	22.3	21.3	21.1	21.1	0	21.9
		64QAM	36	39	22.0	22.1	22.0	0	22.3	21.3	21.1	21.2	0	21.9
			75	0	22.0	22.0	22.0	0	22.3	21.3	21.0	21.1	0	21.9
			1	0	22.1	22.2	22.2	0	22.3	21.5	21.3	21.3	0	21.9
			1	37	22.2	22.3	22.3	0	22.3	21.5	21.2	21.3	0	21.9
			1	74	22.2	22.2	22.2	0	22.3	21.5	21.2	21.3	0	21.9
			36	0	22.0	22.0	22.0	0	22.3	21.4	21.0	21.0	0	21.9
256QAM		36	20	22.0	22.1	22.0	0	22.3	21.3	21.1	21.1	0	21.9	
		36	39	22.0	22.1	22.0	0	22.3	21.2	21.1	21.1	0	21.9	
		75	0	22.1	22.0	22.0	0	22.3	21.4	21.1	21.1	0	21.9	
		1	0	20.0	20.0	20.1	1.8	20.5	20.1	19.7	19.8	1.4	20.5	
		1	37	20.1	20.1	20.1	1.8	20.5	20.1	19.7	19.9	1.4	20.5	
		1	74	20.2	20.1	20.2	1.8	20.5	19.9	19.8	19.9	1.4	20.5	
256QAM	36	0	20.0	20.0	20.0	1.8	20.5	20.0	19.6	19.6	1.4	20.5		
	36	20	20.0	20.0	20.0	1.8	20.5	19.9	19.6	19.7	1.4	20.5		
	36	39	20.1	20.1	20.0	1.8	20.5	19.8	19.6	19.7	1.4	20.5		
	75	0	20.0	20.0	20.0	1.8	20.5	19.9	19.6	19.7	1.4	20.5		

LTE Band 25 Measured Results (ANT3) (continued)

BW (MHz)	Mode	RB Allocation	RB offset	Mode A Power (dBm)					Mode B Power (dBm)						
				26090	26365	26640	MPR	Max Power	26090	26365	26590	MPR	Max Power		
				1855 MHz	1882.5 MHz	1910 MHz			1860 MHz	1882.5 MHz	1905 MHz				
10	QPSK	1	0	22.1	22.1	22.1	0	22.3	21.5	21.1	21.2	0	21.9		
		1	25	22.2	22.2	22.1	0	22.3	21.5	21.2	21.2	0	21.9		
		1	49	22.1	22.1	22.1	0	22.3	21.4	21.2	21.3	0	21.9		
		25	0	22.2	22.2	22.1	0	22.3	21.5	21.1	21.2	0	21.9		
		25	12	22.2	22.2	22.2	0	22.3	21.5	21.2	21.3	0	21.9		
		25	25	22.2	22.2	22.1	0	22.3	21.4	21.2	21.3	0	21.9		
	16QAM	50	0	22.2	22.2	22.1	0	22.3	21.5	21.2	21.3	0	21.9		
		1	0	22.2	22.3	22.2	0	22.3	21.6	21.3	21.3	0	21.9		
		1	25	22.3	22.3	22.3	0	22.3	21.7	21.2	21.3	0	21.9		
		1	49	22.2	22.3	22.3	0	22.3	21.6	21.3	21.4	0	21.9		
		25	0	22.2	22.2	22.1	0	22.3	21.5	21.1	21.2	0	21.9		
		25	12	22.2	22.2	22.2	0	22.3	21.5	21.2	21.3	0	21.9		
	64QAM	25	25	22.2	22.2	22.2	0	22.3	21.4	21.2	21.3	0	21.9		
		50	0	22.2	22.2	22.2	0	22.3	21.5	21.2	21.3	0	21.9		
		1	0	22.3	22.3	22.3	0	22.3	21.7	21.4	21.5	0	21.9		
		1	25	22.3	22.3	22.3	0	22.3	21.8	21.4	21.5	0	21.9		
		1	49	22.3	22.3	22.3	0	22.3	21.6	21.4	21.5	0	21.9		
		25	0	22.2	22.2	22.2	0	22.3	21.5	21.1	21.2	0	21.9		
	256QAM	25	12	22.2	22.3	22.2	0	22.3	21.5	21.2	21.3	0	21.9		
		25	25	22.2	22.2	22.2	0	22.3	21.4	21.2	21.2	0	21.9		
		50	0	22.2	22.2	22.2	0	22.3	21.5	21.2	21.3	0	21.9		
		1	0	20.2	20.3	20.2	1.8	20.5	20.2	19.9	19.9	1.4	20.5		
		1	25	20.3	20.3	20.3	1.8	20.5	20.3	19.9	20.1	1.4	20.5		
		1	49	20.3	20.3	20.2	1.8	20.5	20.1	20.0	20.0	1.4	20.5		
	5	QPSK	25	0	20.2	20.2	20.1	1.8	20.5	20.1	19.7	19.8	1.4	20.5	
			25	12	20.2	20.2	20.2	1.8	20.5	20.1	19.8	19.9	1.4	20.5	
			25	25	20.2	20.2	20.2	1.8	20.5	20.0	19.8	19.9	1.4	20.5	
			50	0	20.2	20.2	20.2	1.8	20.5	20.1	19.8	19.8	1.4	20.5	
			16QAM	1	0	22.0	22.1	22.1	0	22.3	21.5	21.1	21.2	0	21.9
				1	12	22.2	22.2	22.2	0	22.3	21.6	21.2	21.3	0	21.9
1		24		22.1	22.1	22.1	0	22.3	21.4	21.1	21.2	0	21.9		
12		0		22.1	22.1	22.1	0	22.3	21.5	21.1	21.2	0	21.9		
12		7		22.2	22.2	22.2	0	22.3	21.6	21.2	21.3	0	21.9		
12		13		22.2	22.1	22.1	0	22.3	21.5	21.2	21.3	0	21.9		
64QAM		25	0	22.1	22.1	22.1	0	22.3	21.5	21.2	21.3	0	21.9		
		1	0	22.2	22.2	22.2	0	22.3	21.6	21.2	21.3	0	21.9		
		1	12	22.3	22.3	22.3	0	22.3	21.8	21.4	21.4	0	21.9		
		1	24	22.3	22.2	22.3	0	22.3	21.7	21.3	21.4	0	21.9		
		12	0	22.1	22.2	22.1	0	22.3	21.6	21.0	21.2	0	21.9		
		12	7	22.1	22.2	22.2	0	22.3	21.6	21.2	21.3	0	21.9		
256QAM		12	13	22.1	22.2	22.2	0	22.3	21.5	21.1	21.3	0	21.9		
		25	0	22.1	22.2	22.1	0	22.3	21.5	21.2	21.2	0	21.9		
		1	0	22.2	22.3	22.3	0	22.3	21.6	21.2	21.3	0	21.9		
		1	12	22.3	22.3	22.3	0	22.3	21.6	21.3	21.4	0	21.9		
		1	24	22.2	22.3	22.2	0	22.3	21.5	21.3	21.4	0	21.9		
		12	0	22.2	22.2	22.2	0	22.3	21.5	21.1	21.2	0	21.9		
256QAM		12	7	22.2	22.2	22.2	0	22.3	21.6	21.2	21.3	0	21.9		
		12	13	22.2	22.2	22.2	0	22.3	21.5	21.2	21.3	0	21.9		
		25	0	22.2	22.2	22.2	0	22.3	21.5	21.2	21.3	0	21.9		
		1	0	20.1	20.3	20.3	1.8	20.5	20.2	19.7	19.8	1.4	20.5		
		1	12	20.2	20.4	20.4	1.8	20.5	20.3	19.9	20.0	1.4	20.5		
		1	24	20.2	20.3	20.3	1.8	20.5	20.2	19.8	19.9	1.4	20.5		
256QAM		12	0	20.2	20.1	20.1	1.8	20.5	20.1	19.7	19.7	1.4	20.5		
		12	7	20.2	20.2	20.2	1.8	20.5	20.2	19.8	19.9	1.4	20.5		
	12	13	20.2	20.2	20.2	1.8	20.5	20.1	19.8	19.8	1.4	20.5			
	25	0	20.1	20.2	20.2	1.8	20.5	20.2	19.8	19.8	1.4	20.5			

LTE Band 25 Measured Results (ANT3) (continued)

BW (MHz)	Mode	RB Allocation	RB offset	Mode A Power (dBm)					Mode B Power (dBm)				
				26055	26365	26675	MPR	Max Power	26055	26365	26590	MPR	Max Power
				1851.5 MHz	1882.5 MHz	1913.5 MHz			1860 MHz	1882.5 MHz	1905 MHz		
3	QPSK	1	0	22.0	22.0	22.0	0	22.3	21.5	21.1	21.2	0	21.9
		1	8	22.1	22.1	22.1	0	22.3	21.6	21.2	21.3	0	21.9
		1	14	22.1	22.1	22.0	0	22.3	21.5	21.1	21.2	0	21.9
		8	0	22.1	22.1	22.1	0	22.3	21.6	21.2	21.3	0	21.9
		8	4	22.1	22.2	22.2	0	22.3	21.6	21.2	21.3	0	21.9
		8	7	22.1	22.2	22.2	0	22.3	21.5	21.2	21.3	0	21.9
	16QAM	15	0	22.1	22.1	22.1	0	22.3	21.5	21.2	21.2	0	21.9
		1	0	22.3	22.1	22.2	0	22.3	21.6	21.2	21.3	0	21.9
		1	8	22.3	22.3	22.3	0	22.3	21.8	21.4	21.4	0	21.9
		1	14	22.2	22.2	22.2	0	22.3	21.6	21.2	21.3	0	21.9
		8	0	22.1	22.2	22.2	0	22.3	21.6	21.2	21.3	0	21.9
		8	4	22.1	22.2	22.2	0	22.3	21.6	21.2	21.3	0	21.9
	64QAM	8	7	22.1	22.2	22.2	0	22.3	21.5	21.2	21.3	0	21.9
		15	0	22.1	22.1	22.1	0	22.3	21.6	21.2	21.3	0	21.9
		1	0	22.2	22.2	22.3	0	22.3	21.7	21.3	21.4	0	21.9
		1	8	22.3	22.3	22.3	0	22.3	21.8	21.4	21.5	0	21.9
		1	14	22.3	22.3	22.3	0	22.3	21.7	21.3	21.4	0	21.9
		8	0	22.2	22.2	22.2	0	22.3	21.6	21.2	21.2	0	21.9
	256QAM	8	4	22.2	22.2	22.2	0	22.3	21.6	21.2	21.3	0	21.9
		8	7	22.2	22.2	22.2	0	22.3	21.6	21.2	21.2	0	21.9
		15	0	22.1	22.2	22.2	0	22.3	21.6	21.2	21.3	0	21.9
		1	0	20.2	20.2	20.2	1.8	20.5	20.3	19.8	19.9	1.4	20.5
		1	8	20.3	20.3	20.4	1.8	20.5	20.3	19.9	20.1	1.4	20.5
		1	14	20.2	20.2	20.3	1.8	20.5	20.1	19.8	19.9	1.4	20.5
1.4	QPSK	8	0	20.1	20.2	20.2	1.8	20.5	20.2	19.8	19.9	1.4	20.5
		8	4	20.2	20.2	20.2	1.8	20.5	20.2	19.8	19.9	1.4	20.5
		8	7	20.2	20.2	20.2	1.8	20.5	20.1	19.8	19.9	1.4	20.5
		15	0	20.1	20.2	20.2	1.8	20.5	20.2	19.8	19.8	1.4	20.5
		1	0	22.1	22.1	22.1	0	22.3	21.8	21.2	21.2	0	21.9
		1	3	22.2	22.1	22.2	0	22.3	21.7	21.2	21.3	0	21.9
	16QAM	1	5	22.1	22.1	22.1	0	22.3	21.7	21.2	21.3	0	21.9
		3	0	22.1	22.1	22.1	0	22.3	21.7	21.2	21.3	0	21.9
		3	1	22.1	22.2	22.1	0	22.3	21.7	21.2	21.3	0	21.9
		3	3	22.1	22.1	22.1	0	22.3	21.7	21.2	21.3	0	21.9
		6	0	22.1	22.1	22.1	0	22.3	21.7	21.2	21.3	0	21.9
		1	0	22.3	22.3	22.3	0	22.3	21.8	21.3	21.4	0	21.9
	64QAM	1	3	22.3	22.3	22.3	0	22.3	21.8	21.3	21.4	0	21.9
		1	5	22.3	22.2	22.2	0	22.3	21.8	21.4	21.4	0	21.9
		3	0	22.2	22.2	22.2	0	22.3	21.8	21.3	21.3	0	21.9
		3	1	22.2	22.3	22.2	0	22.3	21.8	21.3	21.4	0	21.9
		3	3	22.2	22.2	22.2	0	22.3	21.8	21.3	21.4	0	21.9
		6	0	22.2	22.2	22.2	0	22.3	21.7	21.2	21.2	0	21.9
	256QAM	1	0	22.2	22.2	22.2	0	22.3	21.8	21.5	21.5	0	21.9
		1	3	22.3	22.3	22.2	0	22.3	21.8	21.5	21.5	0	21.9
		1	5	22.3	22.2	22.2	0	22.3	21.8	21.4	21.4	0	21.9
		3	0	22.2	22.2	22.2	0	22.3	21.7	21.3	21.3	0	21.9
		3	1	22.2	22.3	22.2	0	22.3	21.7	21.3	21.3	0	21.9
		3	3	22.2	22.2	22.2	0	22.3	21.8	21.3	21.3	0	21.9
QPSK	6	0	22.1	22.2	22.2	0	22.3	21.6	21.1	21.3	0	21.9	
	1	0	20.3	20.2	20.2	1.8	20.5	20.4	19.9	20.0	1.4	20.5	
	1	3	20.2	20.3	20.3	1.8	20.5	20.4	19.9	20.0	1.4	20.5	
	1	5	20.2	20.2	20.2	1.8	20.5	20.4	19.9	19.9	1.4	20.5	
	3	0	20.1	20.1	20.1	1.8	20.5	20.3	19.8	19.9	1.4	20.5	
	3	1	20.2	20.2	20.1	1.8	20.5	20.3	19.8	19.9	1.4	20.5	
16QAM	3	3	20.1	20.1	20.1	1.8	20.5	20.3	19.9	19.9	1.4	20.5	
	6	0	20.1	20.3	20.0	1.8	20.5	20.2	19.9	20.0	1.4	20.5	

LTE Band 25 Measured Results (ANT4)

BW (MHz)	Mode	RB Allocation	RB Offset	Mode A Power (dBm)					Mode B Power (dBm)				
				26140	26365	26590	MPR	Max Power	26140	26365	26590	MPR	Max Power
				1860 MHz	1882.5 MHz	1905 MHz			1860 MHz	1882.5 MHz	1905 MHz		
20	QPSK	1	0	18.7	18.7	18.7	0	19.6	19.4	19.4	19.4	0	20.0
		1	49	18.7	18.7	18.7	0	19.6	19.4	19.4	19.4	0	20.0
		1	99	18.6	18.6	18.7	0	19.6	19.4	19.4	19.4	0	20.0
		50	0	18.7	18.7	18.7	0	19.6	19.4	19.4	19.5	0	20.0
		50	24	18.8	18.7	18.8	0	19.6	19.5	19.5	19.5	0	20.0
		50	50	18.7	18.7	18.8	0	19.6	19.5	19.4	19.5	0	20.0
		100	0	18.7	18.7	18.8	0	19.6	19.5	19.5	19.5	0	20.0
	16QAM	1	0	19.5	19.4	19.3	0	19.6	20.0	20.0	20.0	0	20.0
		1	49	19.6	19.5	19.5	0	19.6	20.0	20.0	20.0	0	20.0
		1	99	19.5	19.3	19.2	0	19.6	20.0	20.0	20.0	0	20.0
		50	0	19.3	19.1	19.1	0	19.6	20.0	19.8	19.8	0	20.0
		50	24	19.3	19.2	19.1	0	19.6	20.0	19.8	19.8	0	20.0
		50	50	19.2	19.1	19.1	0	19.6	19.9	19.8	19.8	0	20.0
		100	0	19.3	19.2	19.1	0	19.6	20.0	19.8	19.8	0	20.0
	64QAM	1	0	19.4	19.2	19.3	0	19.6	20.0	20.0	20.0	0	20.0
		1	49	19.4	19.3	19.4	0	19.6	20.0	20.0	20.0	0	20.0
		1	99	19.3	19.2	19.2	0	19.6	20.0	20.0	19.9	0	20.0
		50	0	19.3	19.1	19.1	0	19.6	19.5	19.4	19.4	0.1	19.9
		50	24	19.3	19.2	19.1	0	19.6	19.6	19.5	19.4	0.1	19.9
		50	50	19.2	19.1	19.1	0	19.6	19.5	19.5	19.4	0.1	19.9
		100	0	19.3	19.2	19.1	0	19.6	19.5	19.4	19.4	0.1	19.9
	256QAM	1	0	17.7	17.6	17.6	1.7	17.9	17.7	17.4	17.6	2.1	17.9
		1	49	17.7	17.6	17.6	1.7	17.9	17.6	17.5	17.6	2.1	17.9
		1	99	17.7	17.7	17.7	1.7	17.9	17.7	17.5	17.6	2.1	17.9
		50	0	17.6	17.4	17.4	1.7	17.9	17.6	17.4	17.4	2.1	17.9
		50	24	17.6	17.5	17.4	1.7	17.9	17.6	17.5	17.4	2.1	17.9
		50	50	17.6	17.4	17.5	1.7	17.9	17.5	17.5	17.4	2.1	17.9
		100	0	17.6	17.5	17.4	1.7	17.9	17.6	17.4	17.4	2.1	17.9
15	QPSK	1	0	19.3	19.1	19.0	0	19.6	19.9	19.8	19.4	0	20.0
		1	37	19.2	19.1	19.0	0	19.6	19.9	19.8	19.5	0	20.0
		1	74	19.2	19.1	18.9	0	19.6	19.9	19.7	19.4	0	20.0
		36	0	19.3	19.1	19.0	0	19.6	20.0	19.8	19.4	0	20.0
		36	20	19.3	19.2	19.0	0	19.6	20.0	19.8	19.5	0	20.0
		36	39	19.3	19.1	19.1	0	19.6	20.0	19.8	19.5	0	20.0
		75	0	19.3	19.1	19.0	0	19.6	20.0	19.8	19.5	0	20.0
	16QAM	1	0	19.4	19.3	19.4	0	19.6	20.0	20.0	19.7	0	20.0
		1	37	19.5	19.4	19.4	0	19.6	20.0	20.0	19.7	0	20.0
		1	74	19.5	19.4	19.3	0	19.6	20.0	20.0	19.7	0	20.0
		36	0	19.3	19.1	19.1	0	19.6	20.0	19.8	19.4	0	20.0
		36	20	19.3	19.2	19.1	0	19.6	20.0	19.8	19.5	0	20.0
		36	39	19.3	19.2	19.1	0	19.6	19.9	19.8	19.5	0	20.0
		75	0	19.3	19.2	19.0	0	19.6	19.9	19.8	19.4	0	20.0
	64QAM	1	0	19.4	19.3	19.2	0	19.6	20.0	20.0	19.6	0	20.0
		1	37	19.4	19.3	19.3	0	19.6	20.0	20.0	19.6	0	20.0
		1	74	19.4	19.2	19.2	0	19.6	20.0	20.0	19.6	0	20.0
		36	0	19.3	19.1	19.1	0	19.6	19.6	19.4	19.1	0.1	19.9
		36	20	19.3	19.2	19.1	0	19.6	19.6	19.5	19.1	0.1	19.9
		36	39	19.3	19.1	19.1	0	19.6	19.6	19.5	19.2	0.1	19.9
		75	0	19.3	19.2	19.1	0	19.6	19.5	19.4	19.1	0.1	19.9
	256QAM	1	0	17.5	17.5	17.5	1.7	17.9	17.5	17.4	17.1	2.1	17.9
		1	37	17.6	17.5	17.5	1.7	17.9	17.5	17.5	17.2	2.1	17.9
		1	74	17.6	17.6	17.6	1.7	17.9	17.5	17.5	17.3	2.1	17.9
		36	0	17.6	17.4	17.4	1.7	17.9	17.6	17.4	17.1	2.1	17.9
		36	20	17.6	17.5	17.4	1.7	17.9	17.5	17.5	17.1	2.1	17.9
		36	39	17.6	17.4	17.4	1.7	17.9	17.5	17.5	17.2	2.1	17.9
		75	0	17.6	17.5	17.4	1.7	17.9	17.6	17.5	17.1	2.1	17.9

LTE Band 25 Measured Results (ANT4) (continued)

BW (MHz)	Mode	RB Allocation	RB offset	Mode A Power (dBm)					Mode B Power (dBm)				
				26090	26365	26640	MPR	Max Power	26090	26365	26590	MPR	Max Power
				1855 MHz	1882.5 MHz	1910 MHz			1860 MHz	1882.5 MHz	1905 MHz		
10	QPSK	1	0	19.4	19.3	19.3	0	19.6	20.0	19.9	19.5	0	20.0
		1	25	19.4	19.3	19.3	0	19.6	20.0	20.0	19.6	0	20.0
		1	49	19.4	19.3	19.2	0	19.6	20.0	19.9	19.6	0	20.0
		25	0	19.5	19.2	19.2	0	19.6	20.0	19.9	19.5	0	20.0
		25	12	19.5	19.3	19.3	0	19.6	20.0	20.0	19.6	0	20.0
		25	25	19.5	19.3	19.3	0	19.6	20.0	20.0	19.6	0	20.0
		50	0	19.5	19.3	19.3	0	19.6	20.0	20.0	19.5	0	20.0
	16QAM	1	0	19.6	19.6	19.5	0	19.6	20.0	20.0	19.7	0	20.0
		1	25	19.6	19.5	19.5	0	19.6	20.0	20.0	19.8	0	20.0
		1	49	19.6	19.6	19.5	0	19.6	20.0	20.0	19.7	0	20.0
		25	0	19.4	19.2	19.2	0	19.6	20.0	19.9	19.6	0	20.0
		25	12	19.4	19.3	19.3	0	19.6	20.0	20.0	19.6	0	20.0
		25	25	19.4	19.3	19.3	0	19.6	20.0	20.0	19.7	0	20.0
		50	0	19.4	19.3	19.3	0	19.6	20.0	20.0	19.5	0	20.0
	64QAM	1	0	19.6	19.5	19.5	0	19.6	20.0	20.0	19.7	0	20.0
		1	25	19.6	19.6	19.5	0	19.6	20.0	20.0	19.8	0	20.0
		1	49	19.6	19.5	19.5	0	19.6	20.0	20.0	19.8	0	20.0
		25	0	19.4	19.2	19.2	0	19.6	19.7	19.5	19.2	0.1	19.9
		25	12	19.5	19.3	19.3	0	19.6	19.7	19.6	19.2	0.1	19.9
		25	25	19.4	19.3	19.3	0	19.6	19.7	19.6	19.3	0.1	19.9
		50	0	19.4	19.3	19.3	0	19.6	19.7	19.6	19.2	0.1	19.9
	256QAM	1	0	17.8	17.6	17.6	1.7	17.9	17.8	17.6	17.2	2.1	17.9
		1	25	17.9	17.7	17.7	1.7	17.9	17.9	17.7	17.3	2.1	17.9
		1	49	17.8	17.6	17.7	1.7	17.9	17.8	17.7	17.3	2.1	17.9
		25	0	17.8	17.5	17.5	1.7	17.9	17.7	17.5	17.1	2.1	17.9
25		12	17.8	17.6	17.6	1.7	17.9	17.7	17.6	17.2	2.1	17.9	
25		25	17.7	17.6	17.6	1.7	17.9	17.7	17.6	17.3	2.1	17.9	
50		0	17.7	17.6	17.5	1.7	17.9	17.7	17.6	17.2	2.1	17.9	
BW (MHz)	Mode	RB Allocation	RB offset	Mode A Power (dBm)					Mode B Power (dBm)				
				26065	26365	26665	MPR	Max Power	26065	26365	26590	MPR	Max Power
				1852.5 MHz	1882.5 MHz	1912.5 MHz			1860 MHz	1882.5 MHz	1905 MHz		
5	QPSK	1	0	19.4	19.2	19.2	0	19.6	20.0	19.9	19.5	0	20.0
		1	12	19.5	19.4	19.3	0	19.6	20.0	20.0	19.7	0	20.0
		1	24	19.4	19.2	19.2	0	19.6	20.0	19.9	19.6	0	20.0
		12	0	19.4	19.2	19.2	0	19.6	20.0	19.9	19.5	0	20.0
		12	7	19.5	19.3	19.2	0	19.6	20.0	20.0	19.6	0	20.0
		12	13	19.4	19.3	19.3	0	19.6	20.0	20.0	19.6	0	20.0
		25	0	19.5	19.3	19.2	0	19.6	20.0	20.0	19.5	0	20.0
	16QAM	1	0	19.6	19.5	19.6	0	19.6	20.0	20.0	19.7	0	20.0
		1	12	19.6	19.6	19.6	0	19.6	20.0	20.0	19.9	0	20.0
		1	24	19.6	19.6	19.6	0	19.6	20.0	20.0	19.7	0	20.0
		12	0	19.4	19.3	19.2	0	19.6	20.0	20.0	19.4	0	20.0
		12	7	19.5	19.4	19.2	0	19.6	20.0	20.0	19.5	0	20.0
		12	13	19.5	19.4	19.3	0	19.6	20.0	20.0	19.5	0	20.0
		25	0	19.4	19.3	19.2	0	19.6	20.0	20.0	19.5	0	20.0
	64QAM	1	0	19.5	19.3	19.4	0	19.6	20.0	20.0	19.6	0	20.0
		1	12	19.6	19.4	19.4	0	19.6	20.0	20.0	19.7	0	20.0
		1	24	19.5	19.3	19.4	0	19.6	20.0	20.0	19.7	0	20.0
		12	0	19.4	19.2	19.2	0	19.6	19.8	19.5	19.1	0.1	19.9
		12	7	19.5	19.4	19.2	0	19.6	19.8	19.6	19.1	0.1	19.9
		12	13	19.5	19.3	19.3	0	19.6	19.8	19.6	19.2	0.1	19.9
		25	0	19.5	19.3	19.2	0	19.6	19.7	19.6	19.1	0.1	19.9
	256QAM	1	0	17.9	17.6	17.6	1.7	17.9	17.8	17.5	17.3	2.1	17.9
		1	12	17.9	17.7	17.7	1.7	17.9	17.8	17.7	17.4	2.1	17.9
		1	24	17.9	17.7	17.7	1.7	17.9	17.8	17.7	17.3	2.1	17.9
		12	0	17.8	17.5	17.5	1.7	17.9	17.7	17.5	17.1	2.1	17.9
12		7	17.8	17.6	17.5	1.7	17.9	17.8	17.6	17.1	2.1	17.9	
12		13	17.8	17.6	17.6	1.7	17.9	17.7	17.6	17.2	2.1	17.9	
25		0	17.8	17.6	17.5	1.7	17.9	17.7	17.6	17.1	2.1	17.9	

LTE Band 25 Measured Results (ANT4) (continued)

BW (MHz)	Mode	RB Allocation	RB offset	Mode A Power (dBm)					Mode B Power (dBm)					
				26055	26365	26675	MPR	Max Power	26055	26365	26590	MPR	Max Power	
				1851.5 MHz	1882.5 MHz	1913.5 MHz			1860 MHz	1882.5 MHz	1905 MHz			
3	QPSK	1	0	19.4	19.3	19.2	0	19.6	20.0	19.9	19.4	0	20.0	
		1	8	19.5	19.3	19.3	0	19.6	20.0	20.0	19.6	0	20.0	
		1	14	19.4	19.2	19.2	0	19.6	20.0	19.9	19.5	0	20.0	
		8	0	19.5	19.3	19.3	0	19.6	20.0	20.0	19.5	0	20.0	
		8	4	19.5	19.3	19.3	0	19.6	20.0	20.0	19.5	0	20.0	
		8	7	19.5	19.3	19.3	0	19.6	20.0	20.0	19.6	0	20.0	
		15	0	19.5	19.3	19.3	0	19.6	20.0	20.0	19.5	0	20.0	
	16QAM	1	0	19.6	19.6	19.5	0	19.6	20.0	20.0	19.6	0	20.0	
		1	8	19.6	19.6	19.6	0	19.6	20.0	20.0	19.8	0	20.0	
		1	14	19.6	19.5	19.4	0	19.6	20.0	20.0	19.7	0	20.0	
		8	0	19.5	19.3	19.3	0	19.6	20.0	20.0	19.5	0	20.0	
		8	4	19.5	19.3	19.4	0	19.6	20.0	20.0	19.6	0	20.0	
		8	7	19.5	19.3	19.4	0	19.6	20.0	20.0	19.7	0	20.0	
		15	0	19.5	19.3	19.3	0	19.6	20.0	20.0	19.5	0	20.0	
	64QAM	1	0	19.6	19.5	19.5	0	19.6	20.0	20.0	19.7	0	20.0	
		1	8	19.6	19.5	19.6	0	19.6	20.0	20.0	19.8	0	20.0	
		1	14	19.6	19.5	19.5	0	19.6	20.0	20.0	19.8	0	20.0	
		8	0	19.5	19.3	19.3	0	19.6	19.7	19.6	19.1	0.1	19.9	
		8	4	19.5	19.3	19.3	0	19.6	19.8	19.6	19.2	0.1	19.9	
		8	7	19.5	19.3	19.3	0	19.6	19.8	19.6	19.2	0.1	19.9	
		15	0	19.4	19.3	19.3	0	19.6	19.7	19.6	19.1	0.1	19.9	
	256QAM	1	0	17.8	17.6	17.6	1.7	17.9	17.8	17.7	17.2	2.1	17.9	
		1	8	17.9	17.8	17.7	1.7	17.9	17.9	17.8	17.3	2.1	17.9	
		1	14	17.8	17.7	17.6	1.7	17.9	17.8	17.7	17.3	2.1	17.9	
		8	0	17.7	17.6	17.6	1.7	17.9	17.7	17.6	17.1	2.1	17.9	
		8	4	17.8	17.6	17.6	1.7	17.9	17.8	17.6	17.2	2.1	17.9	
		8	7	17.8	17.6	17.6	1.7	17.9	17.8	17.6	17.3	2.1	17.9	
		15	0	17.7	17.6	17.6	1.7	17.9	17.7	17.6	17.1	2.1	17.9	
	1.4	QPSK	1	0	19.4	19.3	19.2	0	19.6	20.0	19.9	19.4	0	20.0
			1	3	19.4	19.3	19.3	0	19.6	20.0	19.9	19.4	0	20.0
1			5	19.4	19.3	19.2	0	19.6	20.0	19.9	19.4	0	20.0	
3			0	19.4	19.3	19.2	0	19.6	20.0	19.9	19.4	0	20.0	
3			1	19.4	19.3	19.2	0	19.6	20.0	19.9	19.4	0	20.0	
3			3	19.4	19.3	19.2	0	19.6	20.0	19.9	19.4	0	20.0	
6			0	19.4	19.3	19.1	0	19.6	20.0	19.9	19.4	0	20.0	
16QAM		1	0	19.6	19.5	19.5	0	19.6	20.0	20.0	19.5	0	20.0	
		1	3	19.6	19.6	19.6	0	19.6	20.0	20.0	19.5	0	20.0	
		1	5	19.6	19.6	19.6	0	19.6	20.0	20.0	19.5	0	20.0	
		3	0	19.5	19.4	19.4	0	19.6	20.0	20.0	19.5	0	20.0	
		3	1	19.5	19.4	19.4	0	19.6	20.0	20.0	19.5	0	20.0	
		3	3	19.5	19.4	19.4	0	19.6	20.0	20.0	19.5	0	20.0	
		6	0	19.5	19.3	19.2	0	19.6	20.0	20.0	19.4	0	20.0	
64QAM		1	0	19.6	19.4	19.3	0	19.6	20.0	20.0	19.6	0	20.0	
		1	3	19.6	19.5	19.4	0	19.6	20.0	20.0	19.7	0	20.0	
		1	5	19.6	19.4	19.5	0	19.6	20.0	20.0	19.7	0	20.0	
		3	0	19.5	19.3	19.3	0	19.6	20.0	20.0	19.5	0	20.0	
		3	1	19.5	19.3	19.2	0	19.6	20.0	20.0	19.5	0	20.0	
		3	3	19.5	19.3	19.2	0	19.6	20.0	20.0	19.5	0	20.0	
		6	0	19.4	19.3	19.1	0	19.6	19.6	19.5	19.5	0.1	19.9	
256QAM		1	0	17.9	17.6	17.6	1.7	17.9	17.9	17.7	17.1	2.1	17.9	
		1	3	17.9	17.7	17.7	1.7	17.9	17.9	17.7	17.1	2.1	17.9	
		1	5	17.9	17.6	17.6	1.7	17.9	17.8	17.7	17.1	2.1	17.9	
		3	0	17.8	17.6	17.5	1.7	17.9	17.8	17.6	17.1	2.1	17.9	
		3	1	17.8	17.6	17.6	1.7	17.9	17.8	17.6	17.1	2.1	17.9	
		3	3	17.8	17.6	17.5	1.7	17.9	17.8	17.6	17.1	2.1	17.9	
		6	0	17.6	17.6	17.2	1.7	17.9	17.7	17.5	17.1	2.1	17.9	

LTE Band 26 Measured Results (ANT1)

BW (MHz)	Mode	RB Allocation	RB offset	Mode A Power (dBm)					Mode B Power (dBm)				
				26740	26865	26990	MPR	Max Power	26740	26865	26990	MPR	Max Power
				819 MHz	831.5 MHz	844 MHz			819 MHz	831.5 MHz	844 MHz		
10	QPSK	1	0	24.8	24.9	24.9	0	25.7	24.8	24.9	24.9	0	25.7
		1	25	24.8	24.8	24.8	0	25.7	24.8	24.8	24.8	0	25.7
		1	49	24.7	24.7	24.8	0	25.7	24.7	24.7	24.8	0	25.7
		25	0	24.1	24.1	24.1	1	24.7	24.1	24.1	24.1	1	24.7
		25	12	24.1	24.1	24.1	1	24.7	24.1	24.1	24.1	1	24.7
		25	25	24.1	24.1	24.1	1	24.7	24.1	24.1	24.1	1	24.7
		50	0	24.1	24.1	24.1	1	24.7	24.1	24.1	24.1	1	24.7
	16QAM	1	0	24.6	24.6	24.7	1	24.7	24.6	24.6	24.7	1	24.7
		1	25	24.5	24.7	24.6	1	24.7	24.5	24.7	24.6	1	24.7
		1	49	24.5	24.6	24.6	1	24.7	24.5	24.6	24.6	1	24.7
		25	0	23.3	23.4	23.3	2	23.7	23.3	23.4	23.3	2	23.7
		25	12	23.4	23.3	23.3	2	23.7	23.4	23.3	23.3	2	23.7
		25	25	23.4	23.4	23.4	2	23.7	23.4	23.4	23.4	2	23.7
		50	0	23.4	23.3	23.3	2	23.7	23.4	23.3	23.3	2	23.7
	64QAM	1	0	23.2	22.7	23.4	2	23.7	23.2	22.7	23.4	2	23.7
		1	25	23.3	22.7	23.4	2	23.7	23.3	22.7	23.4	2	23.7
		1	49	23.2	23.6	23.3	2	23.7	23.2	23.6	23.3	2	23.7
		25	0	22.3	22.4	22.3	3	22.7	22.3	22.4	22.3	3	22.7
		25	12	22.4	22.4	22.3	3	22.7	22.4	22.4	22.3	3	22.7
		25	25	22.4	22.4	22.4	3	22.7	22.4	22.4	22.4	3	22.7
		50	0	22.4	22.4	22.3	3	22.7	22.4	22.4	22.3	3	22.7
	256QAM	1	0	20.3	20.4	20.4	5	20.7	20.3	20.4	20.4	5	20.7
		1	25	20.4	20.5	20.4	5	20.7	20.4	20.5	20.4	5	20.7
		1	49	20.4	20.5	20.4	5	20.7	20.4	20.5	20.4	5	20.7
		25	0	20.3	20.4	20.3	5	20.7	20.3	20.4	20.3	5	20.7
25		12	20.4	20.4	20.3	5	20.7	20.4	20.4	20.3	5	20.7	
25		25	20.4	20.4	20.4	5	20.7	20.4	20.4	20.4	5	20.7	
50		0	20.4	20.4	20.3	5	20.7	20.4	20.4	20.3	5	20.7	
BW (MHz)	Mode	RB Allocation	RB offset	Mode A Power (dBm)					Mode B Power (dBm)				
				26715	26865	27015	MPR	Max Power	26715	26865	27015	MPR	Max Power
				816.5 MHz	831.5 MHz	846.5 MHz			816.5 MHz	831.5 MHz	846.5 MHz		
5	QPSK	1	0	25.0	25.1	25.1	0	25.7	25.0	25.1	25.1	0	25.7
		1	12	25.2	25.2	25.2	0	25.7	25.2	25.2	25.2	0	25.7
		1	24	25.0	25.1	25.0	0	25.7	25.0	25.1	25.0	0	25.7
		12	0	24.3	24.3	24.3	1	24.7	24.3	24.3	24.3	1	24.7
		12	7	24.4	24.3	24.4	1	24.7	24.4	24.3	24.4	1	24.7
		12	13	24.3	24.4	24.3	1	24.7	24.3	24.4	24.3	1	24.7
		25	0	24.3	24.3	24.3	1	24.7	24.3	24.3	24.3	1	24.7
	16QAM	1	0	24.5	24.6	24.6	1	24.7	24.5	24.6	24.6	1	24.7
		1	12	24.6	24.7	24.6	1	24.7	24.6	24.7	24.6	1	24.7
		1	24	24.5	24.6	24.5	1	24.7	24.5	24.6	24.5	1	24.7
		12	0	23.3	23.3	23.3	2	23.7	23.3	23.3	23.3	2	23.7
		12	7	23.4	23.3	23.4	2	23.7	23.4	23.3	23.4	2	23.7
		12	13	23.4	23.4	23.4	2	23.7	23.4	23.4	23.4	2	23.7
		25	0	23.4	23.3	23.3	2	23.7	23.4	23.3	23.3	2	23.7
	64QAM	1	0	23.3	23.6	23.6	2	23.7	23.3	23.6	23.6	2	23.7
		1	12	23.4	23.7	23.7	2	23.7	23.4	23.7	23.7	2	23.7
		1	24	23.3	23.6	23.7	2	23.7	23.3	23.6	23.7	2	23.7
		12	0	22.3	22.3	22.3	3	22.7	22.3	22.3	22.3	3	22.7
		12	7	22.4	22.4	22.4	3	22.7	22.4	22.4	22.4	3	22.7
		12	13	22.3	22.4	22.4	3	22.7	22.3	22.4	22.4	3	22.7
		25	0	22.4	22.3	22.3	3	22.7	22.4	22.3	22.3	3	22.7
	256QAM	1	0	20.4	20.6	20.5	5	20.7	20.4	20.6	20.5	5	20.7
		1	12	20.6	20.6	20.6	5	20.7	20.6	20.6	20.6	5	20.7
		1	24	20.5	20.5	20.6	5	20.7	20.5	20.5	20.6	5	20.7
		12	0	20.3	20.3	20.3	5	20.7	20.3	20.3	20.3	5	20.7
12		7	20.4	20.4	20.4	5	20.7	20.4	20.4	20.4	5	20.7	
12		13	20.4	20.4	20.4	5	20.7	20.4	20.4	20.4	5	20.7	
25		0	20.4	20.3	20.3	5	20.7	20.4	20.3	20.3	5	20.7	

LTE Band 26 Measured Results (ANT1) (continued)

BW (MHz)	Mode	RB Allocation	RB offset	Mode A Power (dBm)					Mode B Power (dBm)				
				26705	26865	27025	MPR	Max Power	26705	26865	27025	MPR	Max Power
				815.5 MHz	831.5 MHz	847.5 MHz			815.5 MHz	831.5 MHz	847.5 MHz		
3	QPSK	1	0	24.9	25.0	25.0	0	25.7	24.9	25.0	25.0	0	25.7
		1	8	25.0	25.2	25.1	0	25.7	25.0	25.2	25.1	0	25.7
		1	14	24.9	25.0	24.9	0	25.7	24.9	25.0	24.9	0	25.7
		8	0	24.2	24.3	24.3	1	24.7	24.2	24.3	24.3	1	24.7
		8	4	24.3	24.3	24.4	1	24.7	24.3	24.3	24.4	1	24.7
		8	7	24.3	24.4	24.3	1	24.7	24.3	24.4	24.3	1	24.7
	16QAM	15	0	24.3	24.3	24.3	1	24.7	24.3	24.3	24.3	1	24.7
		1	0	24.6	24.5	24.5	1	24.7	24.6	24.5	24.5	1	24.7
		1	8	24.6	24.6	24.6	1	24.7	24.6	24.6	24.6	1	24.7
		1	14	24.6	24.6	24.6	1	24.7	24.6	24.6	24.6	1	24.7
		8	0	23.2	23.4	23.3	2	23.7	23.2	23.4	23.3	2	23.7
		8	4	23.3	23.4	23.4	2	23.7	23.3	23.4	23.4	2	23.7
	64QAM	8	7	23.3	23.5	23.4	2	23.7	23.3	23.5	23.4	2	23.7
		15	0	23.3	23.3	23.3	2	23.7	23.3	23.3	23.3	2	23.7
		1	0	23.3	23.6	23.5	2	23.7	23.3	23.6	23.5	2	23.7
		1	8	23.3	23.7	23.6	2	23.7	23.3	23.7	23.6	2	23.7
		1	14	23.4	23.7	23.5	2	23.7	23.4	23.7	23.5	2	23.7
		8	0	22.3	22.4	22.4	3	22.7	22.3	22.4	22.4	3	22.7
	256QAM	8	4	22.4	22.4	22.4	3	22.7	22.4	22.4	22.4	3	22.7
		8	7	22.4	22.5	22.4	3	22.7	22.4	22.5	22.4	3	22.7
		15	0	22.3	22.4	22.4	3	22.7	22.3	22.4	22.4	3	22.7
		1	0	20.3	20.4	20.4	5	20.7	20.3	20.4	20.4	5	20.7
		1	8	20.5	20.6	20.4	5	20.7	20.5	20.6	20.4	5	20.7
		1	14	20.4	20.6	20.4	5	20.7	20.4	20.6	20.4	5	20.7
1.4	QPSK	8	0	20.3	20.4	20.4	5	20.7	20.3	20.4	20.4	5	20.7
		8	4	20.4	20.4	20.4	5	20.7	20.4	20.4	20.4	5	20.7
		8	7	20.4	20.5	20.4	5	20.7	20.4	20.5	20.4	5	20.7
		15	0	20.4	20.3	20.3	5	20.7	20.4	20.3	20.3	5	20.7
		1	0	25.0	25.0	25.0	0	25.7	25.0	25.0	25.0	0	25.7
		1	3	25.0	25.1	25.0	0	25.7	25.0	25.1	25.0	0	25.7
	16QAM	1	5	25.0	25.1	25.0	0	25.7	25.0	25.1	25.0	0	25.7
		3	0	25.0	25.0	25.0	0	25.7	25.0	25.0	25.0	0	25.7
		3	1	25.0	25.0	25.0	0	25.7	25.0	25.0	25.0	0	25.7
		3	3	25.0	25.1	25.0	0	25.7	25.0	25.1	25.0	0	25.7
		6	0	24.3	24.3	24.3	1	24.7	24.3	24.3	24.3	1	24.7
		1	0	24.5	24.5	24.5	1	24.7	24.5	24.5	24.5	1	24.7
	64QAM	1	3	24.6	24.6	24.6	1	24.7	24.6	24.6	24.6	1	24.7
		1	5	24.5	24.6	24.5	1	24.7	24.5	24.6	24.5	1	24.7
		3	0	24.4	24.3	24.4	1	24.7	24.4	24.3	24.4	1	24.7
		3	1	24.3	24.4	24.4	1	24.7	24.3	24.4	24.4	1	24.7
		3	3	24.3	24.5	24.4	1	24.7	24.3	24.5	24.4	1	24.7
		6	0	23.3	23.3	23.3	2	23.7	23.3	23.3	23.3	2	23.7
	256QAM	1	0	23.3	23.3	23.4	2	23.7	23.3	23.6	23.4	2	23.7
		1	3	23.3	23.7	23.5	2	23.7	23.3	23.7	23.5	2	23.7
		1	5	23.3	23.6	23.5	2	23.7	23.3	23.6	23.5	2	23.7
		3	0	23.4	23.3	23.3	2	23.7	23.4	23.3	23.3	2	23.7
		3	1	23.4	23.3	23.4	2	23.7	23.4	23.3	23.4	2	23.7
		3	3	23.4	23.4	23.4	2	23.7	23.4	23.4	23.4	2	23.7
QPSK	6	0	22.3	22.3	22.3	3	22.7	22.3	22.3	22.3	3	22.7	
	1	0	20.2	20.6	20.4	5	20.7	20.2	20.6	20.4	5	20.7	
	1	3	20.3	20.7	20.5	5	20.7	20.3	20.7	20.5	5	20.7	
	1	5	20.4	20.7	20.4	5	20.7	20.4	20.7	20.4	5	20.7	
	3	0	20.4	20.5	20.3	5	20.7	20.4	20.5	20.3	5	20.7	
	3	1	20.4	20.4	20.3	5	20.7	20.4	20.4	20.3	5	20.7	
16QAM	3	3	20.4	20.5	20.3	5	20.7	20.4	20.5	20.3	5	20.7	
	6	0	20.3	20.3	20.3	5	20.7	20.3	20.3	20.3	5	20.7	

LTE Band 26 Measured Results (ANT2)

BW (MHz)	Mode	RB Allocation	RB offset	Mode A Power (dBm)					Mode B Power (dBm)					
				26740	26865	26990	MPR	Max Power	26740	26865	26990	MPR	Max Power	
				819 MHz	831.5 MHz	844 MHz			819 MHz	831.5 MHz	844 MHz			
10	QPSK	1	0	23.0	23.0	23.1	0	24.5	24.4	24.5	24.5	0	25.2	
		1	25	23.1	23.1	23.0	0	24.5	24.5	24.5	24.4	0	25.2	
		1	49	23.1	23.0	23.0	0	24.5	24.5	24.5	24.4	0	25.2	
		25	0	23.0	23.1	23.0	0.3	24.2	23.7	23.8	23.7	1	24.2	
		25	12	23.1	23.1	23.1	0.3	24.2	23.8	23.8	23.8	1	24.2	
		25	25	23.1	23.1	23.1	0.3	24.2	23.8	23.8	23.8	1	24.2	
	16QAM	50	0	23.1	23.0	23.0	0.3	24.2	23.8	23.8	23.7	1	24.2	
		1	0	23.4	23.4	23.4	0.3	24.2	24.1	24.1	24.1	1	24.2	
		1	25	23.4	23.3	23.3	0.3	24.2	24.0	24.0	24.1	1	24.2	
		1	49	23.4	23.4	23.4	0.3	24.2	24.1	24.0	24.1	1	24.2	
		25	0	22.7	22.8	22.8	1.3	23.2	22.8	22.7	22.8	2	23.2	
		25	12	22.8	22.7	22.9	1.3	23.2	22.9	22.8	22.9	2	23.2	
	64QAM	25	25	22.8	22.8	22.8	1.3	23.2	22.8	22.8	22.8	2	23.2	
		50	0	22.8	22.8	22.7	1.3	23.2	22.8	22.8	22.8	2	23.2	
		1	0	22.9	22.9	23.0	1.3	23.2	22.9	22.9	23.0	2	23.2	
		1	25	22.9	23.0	23.0	1.3	23.2	22.9	23.0	23.0	2	23.2	
		1	49	22.9	22.9	22.9	1.3	23.2	22.9	23.0	22.9	2	23.2	
		25	0	21.7	21.7	21.8	2.3	22.2	21.8	21.7	21.8	3	22.2	
	256QAM	25	12	21.8	21.7	21.8	2.3	22.2	21.8	21.7	21.9	3	22.2	
		25	25	21.8	21.8	21.8	2.3	22.2	21.8	21.8	21.8	3	22.2	
		50	0	21.8	21.8	21.7	2.3	22.2	21.8	21.8	21.7	3	22.2	
		1	0	19.8	19.8	19.8	4.3	20.2	19.8	19.8	19.8	5	20.2	
		1	25	20.0	19.9	20.0	4.3	20.2	19.9	20.0	20.0	5	20.2	
		1	49	19.9	19.8	19.9	4.3	20.2	19.9	19.9	19.9	5	20.2	
	5	QPSK	25	0	19.7	19.7	19.8	4.3	20.2	19.8	19.8	19.8	5	20.2
			25	12	19.8	19.7	19.9	4.3	20.2	19.8	19.8	19.9	5	20.2
			25	25	19.8	19.8	19.8	4.3	20.2	19.8	19.8	19.9	5	20.2
			50	0	19.8	19.8	19.8	4.3	20.2	19.8	19.8	19.8	5	20.2
26715			26865	27015	MPR	Max Power	26715	26865	27015	MPR	Max Power			
816.5 MHz			831.5 MHz	846.5 MHz			816.5 MHz	831.5 MHz	846.5 MHz					
5		QPSK	1	0	23.0	23.0	23.1	0	24.5	24.4	24.4	24.5	0	25.2
			1	12	23.2	23.2	23.2	0	24.5	24.6	24.6	24.6	0	25.2
			1	24	23.0	23.0	23.0	0	24.5	24.4	24.4	24.4	0	25.2
			12	0	23.0	23.0	23.0	0.3	24.2	23.7	23.7	23.7	1	24.2
			12	7	23.1	23.0	23.1	0.3	24.2	23.8	23.7	23.8	1	24.2
			12	13	23.1	23.0	23.1	0.3	24.2	23.8	23.8	23.8	1	24.2
	16QAM	25	0	23.1	23.1	23.0	0.3	24.2	23.7	23.8	23.7	1	24.2	
		1	0	23.4	23.4	23.4	0.3	24.2	24.1	24.1	24.1	1	24.2	
		1	12	23.5	23.5	23.6	0.3	24.2	24.2	24.2	24.1	1	24.2	
		1	24	23.3	23.4	23.4	0.3	24.2	24.0	24.1	24.1	1	24.2	
		12	0	22.7	22.8	22.7	1.3	23.2	22.7	22.7	22.7	2	23.2	
		12	7	22.8	22.8	22.8	1.3	23.2	22.8	22.7	22.8	2	23.2	
	64QAM	12	13	22.8	22.8	22.8	1.3	23.2	22.8	22.8	22.8	2	23.2	
		25	0	22.8	22.8	22.7	1.3	23.2	22.8	22.8	22.7	2	23.2	
		1	0	22.8	22.9	22.8	1.3	23.2	22.9	22.9	22.9	2	23.2	
		1	12	22.8	22.9	22.9	1.3	23.2	22.9	22.9	23.0	2	23.2	
		1	24	22.7	22.9	22.9	1.3	23.2	22.8	22.8	22.8	2	23.2	
		12	0	21.7	21.7	21.8	2.3	22.2	21.7	21.7	21.7	3	22.2	
256QAM	12	7	21.8	21.7	21.9	2.3	22.2	21.8	21.8	21.9	3	22.2		
	12	13	21.8	21.8	21.8	2.3	22.2	21.8	21.8	21.8	3	22.2		
	25	0	21.8	21.7	21.7	2.3	22.2	21.8	21.8	21.7	3	22.2		
	1	0	19.8	19.9	19.9	4.3	20.2	19.8	19.9	19.9	5	20.2		
	1	12	20.0	20.0	20.0	4.3	20.2	20.0	20.0	20.1	5	20.2		
	1	24	19.9	19.9	19.9	4.3	20.2	19.9	19.9	19.9	5	20.2		
5	256QAM	12	0	19.7	19.7	19.8	4.3	20.2	19.7	19.7	19.8	5	20.2	
		12	7	19.8	19.7	19.9	4.3	20.2	19.8	19.8	19.9	5	20.2	
		12	13	19.8	19.8	19.8	4.3	20.2	19.8	19.8	19.8	5	20.2	
	256QAM	25	0	19.8	19.8	19.8	4.3	20.2	19.8	19.8	19.7	5	20.2	

LTE Band 26 Measured Results (ANT2) (continued)

BW (MHz)	Mode	RB Allocation	RB offset	Mode A Power (dBm)					Mode B Power (dBm)				
				26705	26865	27025	MPR	Max Power	26705	26865	27025	MPR	Max Power
				815.5 MHz	831.5 MHz	847.5 MHz			815.5 MHz	831.5 MHz	847.5 MHz		
3	QPSK	1	0	23.0	23.0	23.1	0	24.5	24.3	24.4	24.4	0	25.2
		1	8	23.1	23.1	23.1	0	24.5	24.5	24.5	24.5	0	25.2
		1	14	23.0	23.0	23.0	0	24.5	24.4	24.4	24.4	0	25.2
		8	0	23.1	23.0	23.1	0.3	24.2	23.8	23.7	23.7	1	24.2
		8	4	23.1	23.0	23.1	0.3	24.2	23.8	23.7	23.8	1	24.2
		8	7	23.1	23.1	23.1	0.3	24.2	23.8	23.8	23.8	1	24.2
	16QAM	15	0	23.1	23.1	23.1	0.3	24.2	23.8	23.7	23.7	1	24.2
		1	0	23.2	23.3	23.4	0.3	24.2	24.0	24.0	24.0	1	24.2
		1	8	23.4	23.4	23.5	0.3	24.2	24.1	24.1	24.1	1	24.2
		1	14	23.3	23.3	23.3	0.3	24.2	24.0	24.0	24.0	1	24.2
		8	0	22.8	22.8	22.9	1.3	23.2	22.8	22.7	22.8	2	23.2
		8	4	22.8	22.8	22.9	1.3	23.2	22.9	22.8	22.8	2	23.2
	64QAM	8	7	22.8	22.9	22.9	1.3	23.2	22.8	22.8	22.8	2	23.2
		15	0	22.8	22.8	22.8	1.3	23.2	22.8	22.8	22.8	2	23.2
		1	0	22.9	22.9	23.0	1.3	23.2	22.9	22.9	23.0	2	23.2
		1	8	23.0	23.0	23.1	1.3	23.2	23.0	23.0	23.0	2	23.2
		1	14	22.8	22.8	23.0	1.3	23.2	22.9	22.9	23.0	2	23.2
		8	0	21.8	21.8	21.8	2.3	22.2	21.8	21.7	21.8	3	22.2
	256QAM	8	4	21.8	21.8	21.8	2.3	22.2	21.8	21.8	21.8	3	22.2
		8	7	21.8	21.9	21.8	2.3	22.2	21.8	21.8	21.8	3	22.2
		15	0	21.8	21.8	21.8	2.3	22.2	21.8	21.8	21.8	3	22.2
		1	0	19.8	19.8	19.8	4.3	20.2	19.8	19.8	19.8	5	20.2
		1	8	20.0	20.0	20.1	4.3	20.2	20.0	20.0	20.0	5	20.2
		1	14	19.8	19.9	19.9	4.3	20.2	19.8	19.9	19.9	5	20.2
1.4	QPSK	8	0	19.8	19.8	19.8	4.3	20.2	19.8	19.7	19.8	5	20.2
		8	4	19.9	19.8	19.9	4.3	20.2	19.9	19.7	19.8	5	20.2
		8	7	19.9	19.9	19.8	4.3	20.2	19.9	19.8	19.9	5	20.2
		15	0	19.8	19.8	19.8	4.3	20.2	19.8	19.8	19.8	5	20.2
		1	0	22.9	22.9	23.0	0	24.5	24.4	24.3	24.5	0	25.2
		1	3	23.0	23.1	23.1	0	24.5	24.5	24.5	24.5	0	25.2
	16QAM	1	5	23.0	23.0	23.0	0	24.5	24.4	24.4	24.4	0	25.2
		3	0	23.0	23.0	23.0	0	24.5	24.4	24.4	24.4	0	25.2
		3	1	23.0	23.0	23.1	0	24.5	24.4	24.4	24.4	0	25.2
		3	3	23.0	23.0	23.0	0	24.5	24.4	24.4	24.4	0	25.2
		6	0	23.0	23.0	23.0	0.3	24.2	23.7	23.7	23.7	1	24.2
		1	0	23.0	23.3	23.2	0.3	24.2	23.9	23.9	24.1	1	24.2
	64QAM	1	3	23.2	23.3	23.3	0.3	24.2	24.0	24.1	24.0	1	24.2
		1	5	23.1	23.4	23.3	0.3	24.2	24.0	24.1	24.0	1	24.2
		3	0	23.2	23.1	23.2	0.3	24.2	23.9	23.8	23.8	1	24.2
		3	1	23.2	23.2	23.2	0.3	24.2	23.9	23.9	23.9	1	24.2
		3	3	23.2	23.2	23.2	0.3	24.2	23.9	23.9	23.9	1	24.2
		6	0	22.7	22.8	22.8	1.3	23.2	22.8	22.8	22.8	2	23.2
	256QAM	1	0	22.9	22.7	22.9	1.3	23.2	22.9	22.9	22.9	2	23.2
		1	3	23.0	22.9	23.0	1.3	23.2	22.9	23.0	23.0	2	23.2
		1	5	23.0	22.9	22.9	1.3	23.2	22.9	22.9	22.9	2	23.2
		3	0	22.8	22.7	22.8	1.3	23.2	22.8	22.7	22.8	2	23.2
		3	1	22.8	22.8	22.8	1.3	23.2	22.8	22.8	22.8	2	23.2
		6	0	21.8	21.8	21.7	2.3	22.2	21.7	21.8	21.7	3	22.2
256QAM	1	0	19.8	19.8	19.9	4.3	20.2	19.8	19.7	19.8	5	20.2	
	1	3	19.9	19.9	19.9	4.3	20.2	19.9	19.9	19.9	5	20.2	
	1	5	19.9	19.9	19.8	4.3	20.2	19.9	19.9	19.9	5	20.2	
	3	0	19.8	19.7	19.8	4.3	20.2	19.9	19.7	19.8	5	20.2	
	3	1	19.8	19.8	19.8	4.3	20.2	19.9	19.8	19.8	5	20.2	
	3	3	19.8	19.8	19.8	4.3	20.2	19.8	19.8	19.8	5	20.2	
6	0	19.5	19.8	19.8	4.3	20.2	19.7	20.0	19.8	5	20.2		

LTE Band 30 Measured Results (ANT1)

BW (MHz)	Mode	RB Allocation	RB Offset	Mode A Power (dBm)				Mode B Power (dBm)			
				27710		MPR	Max Power	27710		MPR	Max Power
				2310 MHz				2310 MHz			
10	QPSK	1	0	23.8		0	24.3	21.3		0	22.0
		1	25	23.8		0	24.3	21.3		0	22.0
		1	49	23.8		0	24.3	21.2		0	22.0
		25	0	23.9		0	24.3	21.3		0	22.0
		25	12	23.9		0	24.3	21.3		0	22.0
		25	25	23.8		0	24.3	21.2		0	22.0
		50	0	23.9		0	24.3	21.3		0	22.0
	16QAM	1	0	24.3		0	24.3	21.4		0	22.0
		1	25	24.2		0	24.3	21.4		0	22.0
		1	49	24.2		0	24.3	21.4		0	22.0
		25	0	23.6		0.6	23.7	21.3		0	22.0
		25	12	23.6		0.6	23.7	21.2		0	22.0
		25	25	23.5		0.6	23.7	21.2		0	22.0
		50	0	23.6		0.6	23.7	21.2		0	22.0
	64QAM	1	0	23.7		0.6	23.7	21.4		0	22.0
		1	25	23.7		0.6	23.7	21.4		0	22.0
		1	49	23.7		0.6	23.7	21.4		0	22.0
		25	0	22.6		1.6	22.7	21.2		0	22.0
		25	12	22.7		1.6	22.7	21.2		0	22.0
		25	25	22.5		1.6	22.7	21.1		0	22.0
		50	0	22.6		1.6	22.7	21.2		0	22.0
	256QAM	1	0	20.7		3.6	20.7	20.3		1.3	20.7
		1	25	20.7		3.6	20.7	20.4		1.3	20.7
		1	49	20.6		3.6	20.7	20.2		1.3	20.7
		25	0	20.6		3.6	20.7	20.2		1.3	20.7
		25	12	20.6		3.6	20.7	20.2		1.3	20.7
		25	25	20.5		3.6	20.7	20.2		1.3	20.7
		50	0	20.5		3.6	20.7	20.2		1.3	20.7
BW (MHz)	Mode	RB Allocation	RB offset	Mode A Power (dBm)				Mode B Power (dBm)			
				27710		MPR	Max Power	27710		MPR	Max Power
				2310 MHz				2310 MHz			
5	QPSK	1	0	23.8		0	24.3	21.2		0	22.0
		1	12	24.0		0	24.3	21.3		0	22.0
		1	24	23.8		0	24.3	21.2		0	22.0
		12	0	23.9		0	24.3	21.2		0	22.0
		12	7	23.9		0	24.3	21.2		0	22.0
		12	13	23.8		0	24.3	21.1		0	22.0
		25	0	23.9		0	24.3	21.1		0	22.0
	16QAM	1	0	24.2		0	24.3	21.4		0	22.0
		1	12	24.3		0	24.3	21.5		0	22.0
		1	24	24.2		0	24.3	21.3		0	22.0
		12	0	23.7		0.6	23.7	21.2		0	22.0
		12	7	23.7		0.6	23.7	21.2		0	22.0
		12	13	23.6		0.6	23.7	21.2		0	22.0
		25	0	23.6		0.6	23.7	21.2		0	22.0
	64QAM	1	0	23.7		0.6	23.7	21.4		0	22.0
		1	12	23.7		0.6	23.7	21.4		0	22.0
		1	24	23.7		0.6	23.7	21.4		0	22.0
		12	0	22.6		1.6	22.7	21.2		0	22.0
		12	7	22.6		1.6	22.7	21.2		0	22.0
		12	13	22.5		1.6	22.7	21.2		0	22.0
		25	0	22.6		1.6	22.7	21.1		0	22.0
	256QAM	1	0	20.6		3.6	20.7	20.3		1.3	20.7
		1	12	20.7		3.6	20.7	20.4		1.3	20.7
		1	24	20.5		3.6	20.7	20.2		1.3	20.7
		12	0	20.6		3.6	20.7	20.2		1.3	20.7
		12	7	20.6		3.6	20.7	20.2		1.3	20.7
		12	13	20.5		3.6	20.7	20.2		1.3	20.7
		25	0	20.6		3.6	20.7	20.2		1.3	20.7

LTE Band 30 Measured Results (ANT2)

BW (MHz)	Mode	RB Allocation	RB Offset	Mode A Power (dBm)				Mode B Power (dBm)			
				27710		MPR	Max Power	27710		MPR	Max Power
				2310 MHz				2310 MHz			
10	QPSK	1	0	20.6		0	21.6	21.2		0	22.1
		1	25	20.5		0	21.6	21.2		0	22.1
		1	49	20.5		0	21.6	21.1		0	22.1
		25	0	20.6		0	21.6	21.2		0	22.1
		25	12	20.6		0	21.6	21.1		0	22.1
		25	25	20.5		0	21.6	21.1		0	22.1
		50	0	20.5		0	21.6	21.1		0	22.1
	16QAM	1	0	20.2		0	21.6	21.3		0	22.1
		1	25	20.1		0	21.6	21.3		0	22.1
		1	49	20.1		0	21.6	21.3		0	22.1
		25	0	19.8		0	21.6	21.1		0.4	21.7
		25	12	19.8		0	21.6	21.0		0.4	21.7
		25	25	19.7		0	21.6	21.0		0.4	21.7
	64QAM	50	0	19.7		0	21.6	21.0		0.4	21.7
		1	0	19.9		0	21.6	21.3		0.4	21.7
		1	25	19.9		0	21.6	21.3		0.4	21.7
		1	49	19.8		0	21.6	21.2		0.4	21.7
		25	0	19.2		0.9	20.7	20.1		1.4	20.7
		25	12	19.1		0.9	20.7	20.0		1.4	20.7
		25	25	19.1		0.9	20.7	20.0		1.4	20.7
	256QAM	50	0	19.1		0.9	20.7	20.0		1.4	20.7
		1	0	17.3		2.9	18.7	18.2		3.4	18.7
		1	25	17.3		2.9	18.7	18.2		3.4	18.7
		1	49	17.2		2.9	18.7	18.1		3.4	18.7
		25	0	17.2		2.9	18.7	18.1		3.4	18.7
		25	12	17.2		2.9	18.7	18.0		3.4	18.7
		25	25	17.1		2.9	18.7	18.0		3.4	18.7
			50	0	17.1		2.9	18.7	18.0		3.4
BW (MHz)	Mode	RB Allocation	RB offset	Mode A Power (dBm)				Mode B Power (dBm)			
				27710		MPR	Max Power	27710		MPR	Max Power
				2310 MHz				2310 MHz			
5	QPSK	1	0	19.7		0	21.6	20.8		0	22.1
		1	12	19.8		0	21.6	20.9		0	22.1
		1	24	19.7		0	21.6	20.8		0	22.1
		12	0	19.7		0	21.6	20.7		0	22.1
		12	7	19.7		0	21.6	20.8		0	22.1
		12	13	19.7		0	21.6	20.7		0	22.1
		25	0	19.7		0	21.6	21.0		0	22.1
	16QAM	1	0	20.1		0	21.6	20.9		0	22.1
		1	12	20.2		0	21.6	21.0		0	22.1
		1	24	20.1		0	21.6	20.8		0	22.1
		12	0	19.8		0	21.6	20.7		0.4	21.7
		12	7	19.8		0	21.6	20.7		0.4	21.7
		12	13	19.8		0	21.6	20.7		0.4	21.7
		25	0	19.7		0	21.6	20.7		0.4	21.7
	64QAM	1	0	19.9		0	21.6	21.0		0.4	21.7
		1	12	19.9		0	21.6	21.0		0.4	21.7
		1	24	19.9		0	21.6	20.9		0.4	21.7
		12	0	19.2		0.9	20.7	19.7		1.4	20.7
		12	7	19.2		0.9	20.7	19.7		1.4	20.7
		12	13	19.2		0.9	20.7	19.7		1.4	20.7
		25	0	19.1		0.9	20.7	19.7		1.4	20.7
	256QAM	1	0	17.4		2.9	18.7	17.7		3.4	18.7
		1	12	17.4		2.9	18.7	17.9		3.4	18.7
		1	24	17.3		2.9	18.7	17.7		3.4	18.7
		12	0	17.2		2.9	18.7	17.7		3.4	18.7
		12	7	17.2		2.9	18.7	17.7		3.4	18.7
		12	13	17.2		2.9	18.7	17.7		3.4	18.7
		25	0	17.1		2.9	18.7	17.7		3.4	18.7

LTE Band 30 Measured Results (ANT3)

BW (MHz)	Mode	RB Allocation	RB Offset	Mode A Power (dBm)				Mode B Power (dBm)			
				27710		MPR	Max Power	27710		MPR	Max Power
				2310 MHz				2310 MHz			
10	QPSK	1	0	22.7		0	23.7	19.1		0	21.0
		1	25	22.7		0	23.7	19.1		0	21.0
		1	49	22.6		0	23.7	19.1		0	21.0
		25	0	22.6		0	23.7	19.1		0	21.0
		25	12	22.7		0	23.7	19.2		0	21.0
		25	25	22.6		0	23.7	19.2		0	21.0
		50	0	22.7		0	23.7	19.1		0	21.0
	16QAM	1	0	22.8		0	23.7	19.4		0	21.0
		1	25	22.9		0	23.7	19.4		0	21.0
		1	49	22.7		0	23.7	19.3		0	21.0
		25	0	22.5		0.4	23.3	19.2		0	21.0
		25	12	22.5		0.4	23.3	19.3		0	21.0
		25	25	22.5		0.4	23.3	19.2		0	21.0
	64QAM	50	0	22.5		0.4	23.3	19.2		0	21.0
		1	0	22.8		0.4	23.3	19.4		0	21.0
		1	25	22.8		0.4	23.3	19.4		0	21.0
		1	49	22.7		0.4	23.3	19.3		0	21.0
		25	0	21.5		1.4	22.3	19.2		0	21.0
		25	12	21.5		1.4	22.3	19.2		0	21.0
	256QAM	25	25	21.5		1.4	22.3	19.2		0	21.0
		50	0	21.5		1.4	22.3	19.2		0	21.0
		1	0	19.6		3.4	20.3	18.9		0.7	20.3
		1	25	19.8		3.4	20.3	19.0		0.7	20.3
		1	49	19.6		3.4	20.3	18.8		0.7	20.3
		25	0	19.5		3.4	20.3	18.8		0.7	20.3
		25	12	19.6		3.4	20.3	18.8		0.7	20.3
		25	25	19.5		3.4	20.3	18.8		0.7	20.3
	50	0	19.5		3.4	20.3	18.8		0.7	20.3	
BW (MHz)	Mode	RB Allocation	RB offset	Mode A Power (dBm)				Mode B Power (dBm)			
				27710		MPR	Max Power	27710		MPR	Max Power
				2310 MHz				2310 MHz			
5	QPSK	1	0	22.6		0	23.7	19.2		0	21.0
		1	12	22.8		0	23.7	19.3		0	21.0
		1	24	22.6		0	23.7	19.2		0	21.0
		12	0	22.7		0	23.7	19.2		0	21.0
		12	7	22.6		0	23.7	19.2		0	21.0
		12	13	22.6		0	23.7	19.2		0	21.0
		25	0	22.6		0	23.7	19.2		0	21.0
	16QAM	1	0	22.7		0	23.7	19.4		0	21.0
		1	12	22.8		0	23.7	19.5		0	21.0
		1	24	22.6		0	23.7	19.3		0	21.0
		12	0	22.5		0.4	23.3	19.3		0	21.0
		12	7	22.4		0.4	23.3	19.2		0	21.0
		12	13	22.4		0.4	23.3	19.2		0	21.0
	64QAM	25	0	22.5		0.4	23.3	19.2		0	21.0
		1	0	22.7		0.4	23.3	19.5		0	21.0
		1	12	22.8		0.4	23.3	19.5		0	21.0
		1	24	22.6		0.4	23.3	19.4		0	21.0
		12	0	21.5		1.4	22.3	19.3		0	21.0
		12	7	21.5		1.4	22.3	19.2		0	21.0
	256QAM	12	13	21.4		1.4	22.3	19.2		0	21.0
		25	0	21.5		1.4	22.3	19.2		0	21.0
		1	0	19.6		3.4	20.3	18.9		0.7	20.3
		1	12	19.7		3.4	20.3	19.0		0.7	20.3
		1	24	19.5		3.4	20.3	18.8		0.7	20.3
		12	0	19.6		3.4	20.3	18.9		0.7	20.3
		12	7	19.5		3.4	20.3	18.8		0.7	20.3
		12	13	19.5		3.4	20.3	18.8		0.7	20.3
	25	0	19.4		3.4	20.3	18.8		0.7	20.3	

LTE Band 30 Measured Results (ANT4)

BW (MHz)	Mode	RB Allocation	RB Offset	Mode A Power (dBm)				Mode B Power (dBm)			
				27710		MPR	Max Power	27710		MPR	Max Power
				2310 MHz				2310 MHz			
10	QPSK	1	0	20.1		0	20.4	19.4		0	19.9
		1	25	20.1		0	20.4	19.3		0	19.9
		1	49	20.0		0	20.4	19.3		0	19.9
		25	0	20.1		0	20.4	19.3		0	19.9
		25	12	20.1		0	20.4	19.4		0	19.9
		25	25	20.0		0	20.4	19.4		0	19.9
		50	0	20.0		0	20.4	19.3		0	19.9
	16QAM	1	0	20.4		0	20.4	19.8		0	19.9
		1	25	20.4		0	20.4	19.7		0	19.9
		1	49	20.4		0	20.4	19.7		0	19.9
		25	0	20.2		0	20.4	19.6		0	19.9
		25	12	20.2		0	20.4	19.6		0	19.9
		25	25	20.1		0	20.4	19.5		0	19.9
	64QAM	50	0	20.2		0	20.4	19.6		0	19.9
		1	0	20.4		0	20.4	19.8		0	19.9
		1	25	20.4		0	20.4	19.7		0	19.9
		1	49	20.3		0	20.4	19.7		0	19.9
		25	0	19.2		0.7	19.7	19.2		0.2	19.7
		25	12	19.2		0.7	19.7	19.2		0.2	19.7
	256QAM	25	25	19.2		0.7	19.7	19.1		0.2	19.7
		50	0	19.2		0.7	19.7	19.2		0.2	19.7
		1	0	17.5		2.7	17.7	17.4		2.2	17.7
		1	25	17.4		2.7	17.7	17.4		2.2	17.7
		1	49	17.3		2.7	17.7	17.2		2.2	17.7
		25	0	17.3		2.7	17.7	17.2		2.2	17.7
25		12	17.3		2.7	17.7	17.2		2.2	17.7	
25	25	17.2		2.7	17.7	17.2		2.2	17.7		
50	0	17.3		2.7	17.7	17.2		2.2	17.7		
BW (MHz)	Mode	RB Allocation	RB offset	Mode A Power (dBm)				Mode B Power (dBm)			
				27710		MPR	Max Power	27710		MPR	Max Power
				2310 MHz				2310 MHz			
5	QPSK	1	0	20.3		0	20.4	19.6		0	19.9
		1	12	20.3		0	20.4	19.7		0	19.9
		1	24	20.2		0	20.4	19.6		0	19.9
		12	0	20.2		0	20.4	19.6		0	19.9
		12	7	20.2		0	20.4	19.6		0	19.9
		12	13	20.2		0	20.4	19.6		0	19.9
		25	0	20.2		0	20.4	19.6		0	19.9
	16QAM	1	0	20.3		0	20.4	19.8		0	19.9
		1	12	20.4		0	20.4	19.9		0	19.9
		1	24	20.2		0	20.4	19.8		0	19.9
		12	0	20.3		0	20.4	19.7		0	19.9
		12	7	20.3		0	20.4	19.7		0	19.9
		12	13	20.3		0	20.4	19.6		0	19.9
	64QAM	25	0	20.2		0	20.4	19.6		0	19.9
		1	0	20.4		0	20.4	19.8		0	19.9
		1	12	20.4		0	20.4	19.8		0	19.9
		1	24	20.3		0	20.4	19.8		0	19.9
		12	0	19.2		0.7	19.7	19.2		0.2	19.7
		12	7	19.2		0.7	19.7	19.3		0.2	19.7
	256QAM	12	13	19.2		0.7	19.7	19.2		0.2	19.7
		25	0	19.2		0.7	19.7	19.3		0.2	19.7
		1	0	17.4		2.7	17.7	17.5		2.2	17.7
		1	12	17.4		2.7	17.7	17.6		2.2	17.7
		1	24	17.4		2.7	17.7	17.5		2.2	17.7
		12	0	17.3		2.7	17.7	17.2		2.2	17.7
12		7	17.3		2.7	17.7	17.3		2.2	17.7	
12	13	17.2		2.7	17.7	17.3		2.2	17.7		
25	0	17.2		2.7	17.7	17.2		2.2	17.7		

LTE Band 41 Power Class 3 Measured Results (ANT1)

BW (MHz)	Mode	RB Allocation	RB Offset	Mode A Power (dBm)							Mode B Power (dBm)						
				39750	40185	40620	41055	41490	MPR	Max Power	39750	40185	40620	41055	41490	MPR	Max Power
				2506 MHz	2549.5 MHz	2593 MHz	2636.5 MHz	2680 MHz			2506 MHz	2549.5 MHz	2593 MHz	2636.5 MHz	2680 MHz		
20	QPSK	1	0	25.1	24.9	24.8	24.7	24.7	0	25.7	21.2	21.0	21.0	20.8	21.0	0	21.7
		1	49	25.0	24.9	24.8	24.6	24.7	0	25.7	21.2	21.0	20.9	20.7	20.9	0	21.7
		1	99	24.9	24.8	24.8	24.7	24.7	0	25.7	21.1	20.9	21.0	20.8	21.0	0	21.7
		50	0	24.3	24.3	24.1	24.1	24.0	1	24.7	21.2	21.0	21.0	20.9	20.9	0	21.7
		50	24	24.4	24.3	24.1	24.1	24.1	1	24.7	21.2	21.1	20.9	20.9	21.0	0	21.7
		50	50	24.3	24.2	24.1	24.0	24.1	1	24.7	21.1	21.0	20.9	20.8	21.0	0	21.7
	16QAM	100	0	24.4	24.3	24.0	24.0	24.0	1	24.7	21.1	21.0	20.9	20.9	20.9	0	21.7
		1	0	24.4	24.3	24.3	24.1	24.0	1	24.7	21.0	20.8	21.3	21.2	21.1	0	21.7
		1	49	24.4	24.5	24.4	24.1	24.2	1	24.7	21.0	20.9	21.2	21.4	21.2	0	21.7
		1	99	24.4	24.2	24.2	24.1	24.1	1	24.7	21.3	20.9	21.4	21.2	21.3	0	21.7
		50	0	23.4	23.2	23.1	23.0	23.0	2	23.7	21.1	21.0	21.3	21.1	21.1	0	21.7
		50	24	23.4	23.2	23.0	23.0	23.0	2	23.7	21.1	21.1	21.2	21.2	21.2	0	21.7
	64QAM	50	50	23.3	23.1	23.0	23.0	23.0	2	23.7	21.1	20.9	21.2	21.0	21.0	0	21.7
		100	0	23.4	23.2	23.1	23.0	23.0	2	23.7	21.0	21.0	21.2	21.1	21.1	0	21.7
		1	0	23.3	23.3	23.0	23.0	22.9	2	23.7	21.3	21.1	21.4	21.0	21.1	0	21.7
		1	49	23.4	23.5	23.1	23.0	23.0	2	23.7	21.1	21.0	21.4	20.8	20.8	0	21.7
		1	99	23.3	23.0	23.0	23.0	23.0	2	23.7	21.2	21.0	21.5	21.2	21.5	0	21.7
		50	0	22.4	22.2	22.1	22.0	22.0	3	22.7	21.2	21.0	21.2	21.1	21.1	0	21.7
	256QAM	50	24	22.4	22.3	22.0	22.0	22.0	3	22.7	21.1	21.1	21.2	21.1	21.1	0	21.7
		50	50	22.3	22.1	22.0	22.0	22.0	3	22.7	21.0	21.0	21.2	21.1	21.0	0	21.7
100		0	22.4	22.3	22.0	22.0	22.0	3	22.7	21.0	21.1	21.2	21.0	21.1	0	21.7	
1		0	20.5	20.3	20.2	20.0	20.0	5	20.7	20.5	20.4	20.6	20.5	20.4	1	20.7	
1		49	20.4	20.2	20.1	20.0	20.1	5	20.7	20.5	20.6	20.7	20.5	20.5	1	20.7	
1		99	20.4	20.2	20.0	20.0	20.1	5	20.7	20.4	20.3	20.5	20.2	20.5	1	20.7	
15	QPSK	50	0	20.4	20.2	20.1	20.0	20.0	5	20.7	20.4	20.4	20.6	20.4	20.4	1	20.7
		50	24	20.4	20.3	20.0	20.0	20.0	5	20.7	20.3	20.4	20.5	20.4	20.4	1	20.7
		50	50	20.3	20.2	20.0	20.0	20.0	5	20.7	20.4	20.3	20.5	20.3	20.4	1	20.7
		100	0	20.4	20.3	20.0	20.0	20.0	5	20.7	20.4	20.4	20.5	20.4	20.4	1	20.7
		1	0	25.1	24.9	24.7	24.7	24.6	0	25.7	21.1	21.0	21.3	21.1	21.1	0	21.7
		1	37	25.0	24.9	24.7	24.6	24.6	0	25.7	21.2	20.9	21.1	21.0	21.0	0	21.7
	16QAM	1	74	24.9	24.9	24.7	24.6	24.7	0	25.7	21.1	21.0	21.4	21.0	21.0	0	21.7
		36	0	24.3	24.2	24.1	24.0	24.0	1	24.7	21.1	21.0	21.3	21.1	21.2	0	21.7
		36	20	24.4	24.2	24.0	24.0	24.0	1	24.7	21.2	21.1	21.3	21.2	21.2	0	21.7
		36	39	24.2	24.1	24.0	24.0	24.0	1	24.7	21.0	21.1	21.0	21.1	21.0	0	21.7
		75	0	24.4	24.2	24.0	24.0	24.0	1	24.7	21.2	21.1	20.8	21.1	21.1	0	21.7
		1	0	24.3	24.2	24.0	24.0	23.9	1	24.7	20.9	20.7	21.3	21.1	21.1	0	21.7
	64QAM	1	37	24.3	24.1	24.0	24.0	24.0	1	24.7	21.0	20.7	21.5	21.0	21.0	0	21.7
		1	74	24.2	24.2	24.0	23.9	24.1	1	24.7	21.0	21.0	21.4	21.2	21.1	0	21.7
		36	0	23.4	23.2	23.1	23.0	23.0	2	23.7	21.1	20.9	21.3	21.1	21.1	0	21.7
		36	20	23.4	23.2	23.1	23.0	23.0	2	23.7	21.2	20.6	21.0	21.2	21.1	0	21.7
		36	39	23.3	23.1	23.0	23.0	23.0	2	23.7	21.0	20.9	21.2	21.1	21.0	0	21.7
		75	0	23.3	23.2	23.0	23.0	23.0	2	23.7	21.0	20.8	21.2	21.1	21.1	0	21.7
	256QAM	1	0	23.3	23.2	23.0	22.9	22.9	2	23.7	21.1	20.7	21.4	20.8	21.0	0	21.7
		1	37	23.3	23.1	23.0	22.9	22.9	2	23.7	21.0	21.1	20.9	21.0	20.9	0	21.7
1		74	23.2	23.2	23.0	22.9	23.0	2	23.7	21.1	21.2	21.3	20.6	21.0	0	21.7	
36		0	22.3	22.3	22.1	22.0	22.0	3	22.7	21.1	21.1	21.3	21.1	21.1	0	21.7	
36		20	22.4	22.2	22.1	22.0	22.0	3	22.7	21.1	21.1	21.1	21.1	21.1	0	21.7	
36		39	22.3	22.2	22.0	22.0	22.0	3	22.7	21.1	21.0	21.2	21.2	21.1	0	21.7	
QPSK	75	0	22.4	22.3	22.0	22.0	22.0	3	22.7	21.1	21.1	21.2	21.1	21.1	0	21.7	
	1	0	20.3	20.2	20.1	19.9	19.9	5	20.7	20.4	20.2	20.5	20.4	20.3	1	20.7	
	1	37	20.3	20.2	20.1	19.9	20.0	5	20.7	20.3	20.1	20.4	20.3	20.1	1	20.7	
	1	74	20.3	20.2	20.0	19.9	20.0	5	20.7	20.3	20.1	20.3	20.3	20.4	1	20.7	
	36	0	20.4	20.2	20.1	20.0	20.0	5	20.7	20.4	20.4	20.5	20.4	20.4	1	20.7	
	36	20	20.4	20.3	20.1	20.0	20.0	5	20.7	20.4	20.4	20.5	20.4	20.4	1	20.7	
16QAM	36	39	20.3	20.1	20.0	20.0	20.0	5	20.7	20.4	20.3	20.5	20.3	20.3	1	20.7	
	75	0	20.4	20.2	20.0	20.0	20.0	5	20.7	20.3	20.4	20.5	20.3	20.5	1	20.7	

LTE Band 41 Power Class 3 Measured Results (ANT1) (continued)

BW (MHz)	Mode	RB Allocation	RB offset	Mode A Power (dBm)							Mode B Power (dBm)							
				39750	40185	40620	41055	41490	MPR	Max Power	39750	40185	40620	41055	41490	MPR	Max Power	
				2506 MHz	2549.5 MHz	2593 MHz	2636.5 MHz	2680 MHz			2506 MHz	2549.5 MHz	2593 MHz	2636.5 MHz	2680 MHz			
10	QPSK	1	0	25.1	25.0	24.9	24.8	24.8	0	25.7	21.3	21.1	21.3	21.2	21.2	0	21.7	
		1	25	25.2	25.0	24.9	24.8	24.8	0	25.7	21.2	21.1	21.3	21.2	21.2	0	21.7	
		1	49	25.1	25.0	24.8	24.7	24.8	0	25.7	21.2	21.1	21.3	21.2	21.2	0	21.7	
		25	0	24.5	24.4	24.2	24.1	24.1	1	24.7	21.3	21.2	21.4	21.3	21.3	0	21.7	
		25	12	24.5	24.4	24.2	24.1	24.1	1	24.7	21.3	21.2	21.3	21.3	21.3	0	21.7	
		25	25	24.4	24.3	24.1	24.1	24.1	1	24.7	21.2	21.2	21.3	21.2	21.3	0	21.7	
	16QAM	50	0	24.5	24.4	24.1	24.1	24.1	1	24.7	21.2	21.2	21.3	21.3	21.3	0	21.7	
		1	0	24.6	24.3	24.1	24.0	24.0	1	24.7	21.3	21.2	21.4	21.2	21.1	0	21.7	
		1	25	24.5	24.3	24.1	24.0	24.0	1	24.7	21.3	21.2	21.4	21.3	21.1	0	21.7	
		1	49	24.5	24.2	24.1	24.0	24.0	1	24.7	21.2	21.1	21.3	21.1	21.1	0	21.7	
		25	0	23.5	23.4	23.2	23.1	23.1	2	23.7	21.3	21.2	21.4	21.3	21.3	0	21.7	
		25	12	23.5	23.4	23.2	23.1	23.2	2	23.7	21.3	21.2	21.3	21.3	21.3	0	21.7	
	64QAM	25	25	23.4	23.3	23.1	23.1	23.1	2	23.7	21.2	21.2	21.3	21.3	21.3	0	21.7	
		50	0	23.5	23.3	23.1	23.1	23.1	2	23.7	21.3	21.2	21.3	21.3	21.3	0	21.7	
		1	0	23.5	23.4	23.2	23.1	23.0	2	23.7	21.3	21.1	21.4	21.2	21.2	0	21.7	
		1	25	23.5	23.4	23.2	23.1	23.1	2	23.7	21.3	21.3	21.4	21.2	21.2	0	21.7	
		1	49	23.4	23.3	23.2	23.1	23.1	2	23.7	21.2	21.1	21.3	21.2	21.2	0	21.7	
		25	0	22.5	22.4	22.2	22.1	22.1	3	22.7	21.3	21.2	21.4	21.3	21.3	0	21.7	
	256QAM	25	12	22.5	22.4	22.2	22.1	22.1	3	22.7	21.3	21.2	21.4	21.3	21.3	0	21.7	
		25	25	22.4	22.3	22.1	22.1	22.1	3	22.7	21.2	21.1	21.3	21.3	21.3	0	21.7	
		50	0	22.5	22.4	22.1	22.1	22.1	3	22.7	21.2	21.2	21.3	21.3	21.3	0	21.7	
		1	0	20.4	20.3	20.2	20.0	20.0	5	20.7	20.5	20.4	20.6	20.4	20.4	1	20.7	
		1	25	20.4	20.4	20.2	20.1	20.1	5	20.7	20.6	20.4	20.7	20.5	20.5	1	20.7	
		1	49	20.3	20.2	20.0	19.9	20.0	5	20.7	20.4	20.3	20.5	20.4	20.4	1	20.7	
	5	QPSK	25	0	20.5	20.4	20.2	20.1	20.1	5	20.7	20.6	20.5	20.7	20.5	20.5	1	20.7
			25	12	20.5	20.4	20.2	20.1	20.1	5	20.7	20.6	20.5	20.6	20.6	1	20.7	
			25	25	20.4	20.3	20.1	20.1	20.1	5	20.7	20.5	20.5	20.6	20.6	1	20.7	
			50	0	20.5	20.4	20.1	20.1	20.1	5	20.7	20.5	20.5	20.6	20.6	1	20.7	
			1	0	25.2	25.0	24.8	24.7	24.7	0	25.7	21.1	21.1	21.0	21.0	21.0	0	21.7
			1	12	25.2	25.0	24.9	24.8	24.8	0	25.7	21.2	21.3	21.0	21.0	21.0	0	21.7
16QAM		1	24	25.2	24.9	24.7	24.7	24.8	0	25.7	21.1	21.1	20.9	20.9	21.0	0	21.7	
		12	0	24.5	24.3	24.2	24.1	24.1	1	24.7	21.2	21.2	21.0	21.0	21.0	0	21.7	
		12	7	24.5	24.3	24.2	24.1	24.1	1	24.7	21.2	21.2	21.1	21.0	21.1	0	21.7	
		12	13	24.5	24.3	24.1	24.1	24.1	1	24.7	21.2	21.2	21.0	21.0	21.1	0	21.7	
		25	0	24.5	24.3	24.1	24.1	24.1	1	24.7	21.2	21.2	20.9	21.0	21.0	0	21.7	
		1	0	24.5	24.3	24.2	24.1	24.1	1	24.7	21.1	21.2	21.0	20.9	20.9	0	21.7	
64QAM		1	12	24.5	24.4	24.3	24.1	24.1	1	24.7	21.2	21.2	21.0	20.9	21.0	0	21.7	
		1	24	24.5	24.3	24.1	24.0	24.1	1	24.7	21.1	21.1	20.9	20.8	21.0	0	21.7	
		12	0	23.6	23.3	23.1	23.1	23.1	2	23.7	21.2	21.1	21.0	20.9	21.0	0	21.7	
		12	7	23.6	23.3	23.1	23.1	23.1	2	23.7	21.3	21.2	21.0	21.0	21.0	0	21.7	
		12	13	23.6	23.3	23.1	23.1	23.1	2	23.7	21.2	21.2	21.0	20.9	21.0	0	21.7	
		25	0	23.5	23.3	23.1	23.1	23.1	2	23.7	21.2	21.2	20.9	20.9	21.1	0	21.7	
256QAM		1	0	23.5	23.3	23.2	23.1	23.1	2	23.7	21.2	21.1	21.0	21.0	21.0	0	21.7	
		1	12	23.6	23.3	23.3	23.2	23.2	2	23.7	21.2	21.2	21.0	21.0	21.1	0	21.7	
		1	24	23.5	23.2	23.2	23.1	23.1	2	23.7	21.1	21.1	20.9	20.9	21.1	0	21.7	
		12	0	22.5	22.3	22.2	22.1	22.1	3	22.7	21.2	21.2	21.0	20.9	21.0	0	21.7	
		12	7	22.5	22.4	22.2	22.1	22.2	3	22.7	21.2	21.2	21.0	21.0	21.1	0	21.7	
		12	13	22.5	22.3	22.2	22.1	22.1	3	22.7	21.1	21.2	21.0	20.9	21.1	0	21.7	
256QAM		25	0	22.5	22.3	22.2	22.1	22.1	3	22.7	21.2	21.2	20.9	20.9	21.0	0	21.7	
		1	0	20.4	20.3	20.2	20.0	20.0	5	20.7	20.4	20.4	20.2	20.2	20.2	1	20.7	
		1	12	20.5	20.4	20.2	20.0	20.1	5	20.7	20.5	20.5	20.3	20.2	20.3	1	20.7	
		1	24	20.5	20.3	20.0	20.0	20.1	5	20.7	20.4	20.5	20.2	20.1	20.3	1	20.7	
		12	0	20.5	20.3	20.1	20.1	20.1	5	20.7	20.4	20.5	20.3	20.2	20.3	1	20.7	
		12	7	20.5	20.4	20.2	20.1	20.2	5	20.7	20.5	20.5	20.3	20.3	20.4	1	20.7	

LTE Band 41 Power Class 3 Measured Results (ANT2)

BW (MHz)	Mode	RB Allocation	RB Offset	Mode A Power (dBm)							Mode B Power (dBm)							
				39750	40185	40620	41055	41490	MPR	Max Power	39750	40185	40620	41055	41490	MPR	Max Power	
				2506 MHz	2549.5 MHz	2593 MHz	2636.5 MHz	2680 MHz			2506 MHz	2549.5 MHz	2593 MHz	2636.5 MHz	2680 MHz			
20	QPSK	1	0	20.1	20.0	20.0	20.0	20.0	0	21.9	21.8	21.7	21.9	21.7	21.7	0	22.7	
		1	49	20.2	20.0	20.0	20.0	20.1	0	21.9	21.9	21.8	21.8	21.7	21.7	0	22.7	
		1	99	20.1	20.1	20.1	20.1	20.1	0	21.9	21.8	21.8	22.0	21.8	21.9	0	22.7	
		50	0	20.2	20.1	20.1	20.0	20.0	0	21.9	21.9	21.8	21.9	21.7	21.8	0	22.7	
		50	24	20.2	20.1	20.1	20.1	20.1	0	21.9	21.9	21.9	21.8	21.8	21.8	0	22.7	
		50	50	20.2	20.1	20.1	20.0	20.0	0	21.9	21.9	21.8	21.8	21.7	21.7	0	22.7	
	16QAM	100	0	20.2	20.1	20.1	20.0	20.0	0	21.9	21.8	21.8	21.8	21.8	21.8	0	22.7	
		1	0	20.2	20.2	20.2	20.1	20.1	0	21.9	22.0	21.6	21.9	21.8	21.7	0	22.7	
		1	49	20.3	20.3	20.2	20.1	20.2	0	21.9	22.1	21.8	21.9	21.9	21.8	0	22.7	
		1	99	20.2	20.2	20.2	20.1	20.2	0	21.9	22.2	21.8	21.9	22.0	22.0	0	22.7	
		50	0	20.3	20.1	20.1	20.0	20.0	0	21.9	22.0	21.8	21.8	21.6	21.7	0	22.7	
		50	24	20.3	20.1	20.1	20.1	20.1	0	21.9	21.8	21.7	21.8	21.8	21.7	0	22.7	
	64QAM	50	50	20.2	20.0	20.0	20.0	20.0	0	21.9	21.7	21.7	21.7	21.8	21.8	0	22.7	
		100	0	20.3	20.1	20.1	20.0	20.1	0	21.9	22.0	21.7	21.8	21.8	21.7	0	22.7	
		1	0	20.2	20.1	20.0	20.0	20.0	0	21.9	22.1	21.5	21.6	21.4	21.8	0	22.7	
		1	49	20.2	20.1	20.0	20.0	20.0	0	21.9	21.9	21.9	21.8	21.7	21.8	0	22.7	
		1	99	20.2	20.1	20.1	20.0	20.1	0	21.9	21.9	21.7	21.7	22.1	21.8	0	22.7	
		50	0	20.3	20.2	20.0	20.0	20.0	0	21.9	22.0	21.8	21.7	21.6	21.7	0	22.7	
	256QAM	50	24	20.3	20.1	20.0	20.0	20.1	0	21.9	22.0	21.8	21.8	21.7	21.7	0	22.7	
		50	50	20.2	20.1	20.0	19.9	20.0	0	21.9	21.9	21.6	21.7	21.7	21.7	0	22.7	
		100	0	20.3	20.1	20.0	20.0	20.1	1.2	20.7	21.9	21.7	21.8	21.7	21.8	0	22.7	
		1	0	20.3	20.2	20.0	20.0	20.1	1.2	20.7	20.4	20.5	20.0	20.1	19.9	2	20.7	
		1	49	20.3	20.0	20.1	20.1	20.0	1.2	20.7	20.3	20.0	20.0	19.7	19.7	2	20.7	
		1	99	20.3	20.1	20.1	20.1	20.0	1.2	20.7	20.1	20.1	20.1	20.3	19.9	2	20.7	
	15	QPSK	50	0	20.2	20.1	20.0	20.0	20.1	1.2	20.7	20.2	20.2	20.0	19.8	20.0	2	20.7
			50	24	20.3	20.0	20.1	20.0	20.1	1.2	20.7	20.3	20.1	20.1	20.1	19.8	2	20.7
			50	50	20.2	20.0	20.0	19.9	20.0	1.2	20.7	20.3	20.0	20.0	19.9	20.0	2	20.7
			100	0	20.3	20.0	20.0	20.0	20.1	1.2	20.7	20.3	20.1	20.1	20.0	20.0	2	20.7
			1	0	20.2	20.0	19.9	19.9	19.9	0	21.9	22.0	21.6	21.6	21.6	21.6	0	22.7
			1	37	20.2	20.0	20.0	19.9	20.0	0	21.9	21.9	21.6	21.9	21.6	21.6	0	22.7
16QAM		1	74	20.1	20.0	20.0	19.9	20.0	0	21.9	21.9	21.8	21.9	21.8	21.8	0	22.7	
		36	0	20.2	20.1	20.0	20.0	20.0	0	21.9	22.0	21.7	21.8	21.7	21.7	0	22.7	
		36	20	20.2	20.0	20.0	20.0	20.1	0	21.9	22.0	21.7	21.8	21.7	21.8	0	22.7	
		36	39	20.2	20.0	20.0	19.9	20.0	0	21.9	21.9	21.8	21.6	21.7	21.6	0	22.7	
		75	0	20.2	20.0	20.0	20.0	20.1	0	21.9	22.0	21.7	21.7	21.7	21.8	0	22.7	
		1	0	20.2	19.9	19.9	19.9	19.9	0	21.9	22.0	21.8	21.6	21.6	21.4	0	22.7	
64QAM		1	37	20.1	20.0	19.9	19.9	19.9	0	21.9	22.1	21.6	21.9	21.4	21.4	0	22.7	
		1	74	20.1	20.0	20.0	19.9	19.9	0	21.9	21.7	21.5	21.9	21.8	21.2	0	22.7	
		36	0	20.2	20.1	20.0	20.0	20.1	0	21.9	21.8	21.8	21.8	21.7	21.7	0	22.7	
		36	20	20.2	20.0	20.0	20.0	20.1	0	21.9	22.0	21.7	21.8	21.8	21.8	0	22.7	
		36	39	20.1	20.0	20.0	20.0	20.0	0	21.9	21.8	21.7	21.6	21.6	21.6	0	22.7	
		75	0	20.2	20.0	20.0	20.0	20.1	0	21.9	22.0	21.8	21.8	21.7	21.7	0	22.7	
256QAM		1	0	20.1	20.0	19.9	19.9	19.9	0	21.9	21.6	21.6	21.3	21.6	21.6	0	22.7	
		1	37	20.1	20.0	19.9	20.0	20.0	0	21.9	22.0	21.6	21.8	21.7	21.3	0	22.7	
		1	74	20.0	20.1	20.0	19.9	20.1	0	21.9	21.9	22.1	21.9	21.5	21.5	0	22.7	
		36	0	20.2	20.2	20.0	20.0	20.0	0	21.9	22.0	21.8	21.6	21.7	21.7	0	22.7	
		36	20	20.3	20.1	20.0	20.0	20.1	0	21.9	22.0	21.7	21.7	21.8	21.8	0	22.7	
		36	39	20.2	20.1	19.9	19.9	20.0	0	21.9	21.9	21.8	21.6	21.6	21.6	0	22.7	
256QAM		75	0	20.3	20.1	20.0	20.0	20.1	0	21.9	22.0	21.8	21.7	21.8	21.7	0	22.7	
		1	0	20.2	20.1	20.0	19.9	20.0	1.2	20.7	20.1	20.0	20.2	19.8	19.8	2	20.7	
		1	37	20.1	20.0	20.0	20.0	20.0	1.2	20.7	20.4	19.8	19.9	19.8	19.6	2	20.7	
		1	74	20.2	20.1	19.9	19.9	20.0	1.2	20.7	20.2	20.0	19.9	19.8	19.4	2	20.7	
		36	0	20.2	20.1	20.0	20.0	20.1	1.2	20.7	20.2	20.1	19.9	20.0	20.0	2	20.7	
		36	20	20.2	20.0	20.0	20.0	20.1	1.2	20.7	20.3	20.1	20.1	19.8	20.1	2	20.7	

LTE Band 41 Power Class 3 Measured Results (ANT2) (continued)

BW (MHz)	Mode	RB Allocation	RB offset	Mode A Power (dBm)							Mode B Power (dBm)							
				39750	40185	40620	41055	41490	MPR	Max Power	39750	40185	40620	41055	41490	MPR	Max Power	
				2506 MHz	2549.5 MHz	2593 MHz	2636.5 MHz	2680 MHz			2506 MHz	2549.5 MHz	2593 MHz	2636.5 MHz	2680 MHz			
10	QPSK	1	0	20.3	20.2	20.1	20.0	20.1	0	21.9	22.1	21.9	21.9	21.8	21.8	0	22.7	
		1	25	20.4	20.2	20.1	20.1	20.1	0	21.9	22.1	22.0	21.9	21.8	21.8	0	22.7	
		1	49	20.3	20.2	20.1	20.0	20.1	0	21.9	22.0	21.9	21.9	21.8	21.8	0	22.7	
		25	0	20.4	20.2	20.2	20.1	20.2	0	21.9	22.2	22.0	21.9	21.9	21.9	0	22.7	
		25	12	20.4	20.2	20.2	20.2	20.2	0	21.9	22.2	22.0	21.9	21.9	21.9	0	22.7	
		25	25	20.3	20.2	20.1	20.1	20.1	0	21.9	22.1	22.0	21.8	21.8	21.8	0	22.7	
	16QAM	1	0	20.4	20.1	20.0	19.9	20.0	0	21.9	22.2	21.9	21.7	21.7	21.8	0	22.7	
		1	25	20.4	20.2	20.0	20.1	20.1	0	21.9	22.2	21.9	21.8	21.8	21.9	0	22.7	
		1	49	20.4	20.1	20.0	20.0	20.1	0	21.9	22.2	21.9	21.7	21.8	21.8	0	22.7	
		25	0	20.4	20.2	20.2	20.1	20.2	0	21.9	22.1	22.0	21.9	21.9	21.9	0	22.7	
		25	12	20.4	20.2	20.2	20.2	20.2	0	21.9	22.2	21.9	22.0	21.9	21.9	0	22.7	
		25	25	20.3	20.2	20.1	20.1	20.1	0	21.9	22.1	22.1	21.9	21.9	21.8	21.9	0	22.7
	64QAM	1	0	20.4	20.1	20.1	20.0	20.1	0	21.9	22.1	22.0	21.8	21.7	21.7	0	22.7	
		1	25	20.4	20.2	20.1	20.1	20.2	0	21.9	22.1	22.0	21.9	21.8	21.8	0	22.7	
		1	49	20.3	20.1	20.0	20.1	20.1	0	21.9	22.1	21.9	21.8	21.7	21.8	0	22.7	
		25	0	20.4	20.2	20.2	20.1	20.2	0	21.9	22.1	22.0	21.9	21.9	21.9	0	22.7	
		25	12	20.4	20.2	20.2	20.2	20.2	0	21.9	22.2	22.0	21.9	21.9	21.9	0	22.7	
		25	25	20.3	20.2	20.1	20.1	20.1	0	21.9	22.1	22.0	21.8	21.8	21.9	0	22.7	
	256QAM	1	0	20.2	20.1	20.1	20.0	20.1	1.2	20.7	20.3	20.2	20.0	20.0	20.1	2	20.7	
		1	25	20.3	20.2	20.1	20.0	20.1	1.2	20.7	20.4	20.3	20.1	20.1	20.1	2	20.7	
		1	49	20.2	20.0	20.0	19.9	20.0	1.2	20.7	20.3	20.1	20.0	20.0	20.0	2	20.7	
		25	0	20.4	20.2	20.2	20.1	20.2	1.2	20.7	20.4	20.3	20.2	20.2	20.2	2	20.7	
		25	12	20.4	20.2	20.2	20.1	20.2	1.2	20.7	20.4	20.3	20.2	20.2	20.3	2	20.7	
		25	25	20.3	20.2	20.1	20.1	20.1	1.2	20.7	20.4	20.3	20.1	20.1	20.2	2	20.7	
	5	QPSK	1	0	20.3	20.1	20.0	20.0	20.0	0	21.9	22.0	21.9	21.8	21.7	21.7	0	22.7
			1	12	20.3	20.2	20.1	20.1	20.1	0	21.9	22.1	22.0	21.9	21.8	21.8	0	22.7
			1	24	20.3	20.1	20.1	20.0	20.1	0	21.9	22.0	21.9	21.8	21.7	21.8	0	22.7
			12	0	20.3	20.2	20.1	20.1	20.1	0	21.9	22.1	22.0	21.9	21.8	21.8	0	22.7
			12	7	20.4	20.2	20.2	20.2	20.2	0	21.9	22.1	22.0	22.0	21.9	21.9	0	22.7
			12	13	20.3	20.2	20.1	20.1	20.2	0	21.9	22.0	21.9	21.9	21.8	21.9	0	22.7
16QAM		1	0	20.3	20.1	20.1	20.1	20.1	0	21.9	22.1	22.0	21.8	21.8	21.8	0	22.7	
		1	12	20.3	20.2	20.2	20.1	20.1	0	21.9	22.1	22.0	21.9	21.8	21.9	0	22.7	
		1	24	20.3	20.2	20.1	20.0	20.1	0	21.9	22.1	21.9	21.8	21.8	21.8	0	22.7	
		12	0	20.4	20.3	20.1	20.1	20.1	0	21.9	22.1	22.0	21.9	21.8	22.0	0	22.7	
		12	7	20.4	20.2	20.1	20.1	20.2	0	21.9	22.1	21.9	21.9	21.8	22.0	0	22.7	
		12	13	20.3	20.2	20.0	20.1	20.1	0	21.9	22.0	21.9	21.8	21.9	22.0	0	22.7	
64QAM		1	0	20.4	20.2	20.1	20.1	20.0	0	21.9	22.1	21.9	21.8	21.8	21.8	0	22.7	
		1	12	20.4	20.3	20.1	20.1	20.2	0	21.9	22.1	22.0	21.9	21.9	21.9	0	22.7	
		1	24	20.4	20.2	20.1	20.1	20.1	0	21.9	22.1	22.0	21.8	21.8	21.8	0	22.7	
		12	0	20.4	20.2	20.1	20.1	20.1	0	21.9	22.1	22.0	21.9	21.8	21.9	0	22.7	
		12	7	20.4	20.2	20.2	20.2	20.2	0	21.9	22.2	22.0	21.9	21.9	21.9	0	22.7	
		12	13	20.3	20.2	20.1	20.1	20.2	0	21.9	22.0	21.9	21.8	21.9	21.9	0	22.7	
256QAM		1	0	20.3	20.2	20.1	20.1	20.1	1.2	20.7	20.4	20.2	20.1	20.1	20.1	2	20.7	
		1	12	20.3	20.3	20.1	20.2	20.2	1.2	20.7	20.5	20.3	20.2	20.1	20.2	2	20.7	
		1	24	20.2	20.1	20.0	20.1	20.1	1.2	20.7	20.3	20.2	20.0	20.0	20.0	2	20.7	
		12	0	20.3	20.2	20.2	20.1	20.2	1.2	20.7	20.4	20.3	20.1	20.1	20.2	2	20.7	
		12	7	20.4	20.2	20.2	20.2	20.2	1.2	20.7	20.4	20.3	20.2	20.2	20.2	2	20.7	
		12	13	20.3	20.1	20.1	20.2	20.2	1.2	20.7	20.3	20.2	20.1	20.1	20.2	2	20.7	

LTE Band 41 Power Class 3 Measured Results (ANT3)

BW (MHz)	Mode	RB Allocation	RB Offset	Mode A Power (dBm)							Mode B Power (dBm)							
				39750	40185	40620	41055	41490	MPR	Max Power	39750	40185	40620	41055	41490	MPR	Max Power	
				2506 MHz	2549.5 MHz	2593 MHz	2636.5 MHz	2680 MHz			2506 MHz	2549.5 MHz	2593 MHz	2636.5 MHz	2680 MHz			
20	QPSK	1	0	23.3	23.3	23.1	22.9	23.2	0	24.0	20.7	21.1	21.0	20.7	20.5	0	21.3	
		1	49	23.2	23.3	23.0	22.8	22.6	0	24.0	21.1	21.1	20.9	20.6	20.5	0	21.3	
		1	99	23.4	23.2	23.1	22.8	22.7	0	24.0	21.2	21.1	20.9	20.6	20.5	0	21.3	
		50	0	23.2	23.4	23.1	22.9	22.7	0	24.0	21.1	21.2	21.0	20.7	20.5	0	21.3	
		50	24	23.3	23.4	23.0	22.9	22.7	0	24.0	21.1	21.2	20.9	20.7	20.6	0	21.3	
		50	50	23.3	23.2	23.0	22.8	22.7	0	24.0	21.2	21.1	20.9	20.6	20.5	0	21.3	
	16QAM	100	0	23.2	23.4	23.0	22.9	22.7	0	24.0	21.1	21.2	20.9	20.7	20.5	0	21.3	
		1	0	22.9	23.1	22.7	22.7	22.8	0	24.0	20.8	21.0	20.8	20.6	20.7	0	21.3	
		1	49	23.1	23.0	23.1	22.8	22.8	0	24.0	21.2	21.1	21.0	20.6	20.7	0	21.3	
		1	99	23.5	23.0	23.1	22.9	22.9	0	24.0	21.1	20.9	20.7	20.6	20.7	0	21.3	
		50	0	23.2	23.1	22.7	22.8	22.6	0.3	23.7	20.9	20.9	20.6	20.6	20.6	0	21.3	
		50	24	23.3	23.2	22.8	22.7	22.9	0.3	23.7	21.0	20.9	20.6	20.6	20.6	0	21.3	
	64QAM	50	50	23.1	22.4	22.7	22.5	22.9	0.3	23.7	21.0	20.8	20.5	20.6	20.7	0	21.3	
		100	0	23.0	22.9	22.8	22.7	22.8	0.3	23.7	21.0	20.9	20.6	20.6	20.6	0	21.3	
		1	0	22.9	23.1	22.8	22.7	22.7	0.3	23.7	20.6	20.8	20.6	20.6	20.6	0	21.3	
		1	49	22.9	23.2	22.6	22.7	22.5	0.3	23.7	21.0	20.9	20.5	20.6	20.7	0	21.3	
		1	99	23.0	23.2	22.8	22.8	22.9	0.3	23.7	21.0	20.7	20.6	20.6	20.6	0	21.3	
		50	0	22.2	22.3	21.9	21.9	22.0	1.3	22.7	20.9	20.9	20.6	20.6	20.6	0	21.3	
	256QAM	50	24	22.4	22.3	22.0	22.0	22.1	1.3	22.7	21.0	20.9	20.6	20.6	20.7	0	21.3	
		50	50	22.3	22.2	22.0	22.0	22.0	1.3	22.7	20.9	20.8	20.5	20.6	20.7	0	21.3	
		100	0	22.3	22.3	22.0	22.0	22.1	1.3	22.7	21.0	20.9	20.6	20.6	20.6	0	21.3	
		1	0	20.2	20.5	20.0	20.0	20.0	3.3	20.7	20.0	20.4	20.0	20.1	20.0	0.6	20.7	
		1	49	20.4	20.3	19.8	20.2	19.8	3.3	20.7	20.4	20.4	19.9	19.9	19.9	0.6	20.7	
		1	99	20.4	20.2	19.9	19.9	20.1	3.3	20.7	20.5	20.2	20.0	19.9	20.0	0.6	20.7	
	15	QPSK	50	0	20.3	20.3	19.9	20.0	20.0	3.3	20.7	20.3	20.3	20.0	20.0	0.6	20.7	
			50	24	20.2	20.3	19.9	20.0	20.1	3.3	20.7	20.4	20.4	20.0	20.0	0.6	20.7	
			50	50	20.4	20.2	19.8	19.9	20.1	3.3	20.7	20.4	20.2	19.9	20.0	0.6	20.7	
			100	0	20.4	20.3	19.9	19.9	20.0	3.3	20.7	20.3	20.3	20.0	20.0	0.6	20.7	
			1	0	22.9	23.0	22.7	22.7	22.7	0	24.0	20.7	20.8	20.5	20.5	20.6	0	21.3
			1	37	23.1	23.0	22.7	22.7	22.6	0	24.0	20.9	20.8	20.5	20.5	20.6	0	21.3
16QAM		1	74	23.2	23.1	22.7	22.8	23.0	0	24.0	20.9	20.8	20.5	20.5	20.6	0	21.3	
		36	0	23.1	23.1	22.8	22.8	22.8	0	24.0	20.9	20.9	20.5	20.6	20.6	0	21.3	
		36	20	23.2	23.1	22.8	22.7	22.9	0	24.0	20.9	20.9	20.6	20.6	20.7	0	21.3	
		36	39	23.1	23.0	22.7	22.8	22.9	0	24.0	20.9	20.8	20.5	20.6	20.7	0	21.3	
		75	0	23.1	23.1	22.8	22.7	22.8	0	24.0	20.9	20.9	20.5	20.6	20.6	0	21.3	
		1	0	23.0	22.9	22.6	22.6	22.8	0	24.0	20.6	20.8	20.5	20.4	20.6	0	21.3	
64QAM		1	37	23.2	22.9	22.6	22.6	22.9	0	24.0	20.8	20.8	20.4	20.5	20.7	0	21.3	
		1	74	23.2	23.0	22.6	22.7	22.9	0	24.0	20.8	20.8	20.5	20.4	20.6	0	21.3	
		36	0	23.1	23.1	22.8	22.6	22.8	0.3	23.7	20.9	20.9	20.6	20.6	20.6	0	21.3	
		36	20	23.2	23.1	22.8	22.6	22.9	0.3	23.7	21.0	20.9	20.6	20.6	20.6	0	21.3	
		36	39	23.1	23.0	22.7	22.6	22.5	0.3	23.7	20.9	20.8	20.5	20.6	20.6	0	21.3	
		75	0	23.2	23.1	22.8	22.6	22.6	0.3	23.7	21.0	20.9	20.6	20.6	20.6	0	21.3	
256QAM		1	0	23.1	23.0	22.8	22.6	22.7	0.3	23.7	20.8	20.8	20.5	20.5	20.5	0	21.3	
		1	37	23.1	23.1	22.7	22.8	23.1	0.3	23.7	20.9	20.8	20.5	20.6	20.6	0	21.3	
		1	74	23.1	23.1	22.7	23.0	22.7	0.3	23.7	20.9	20.9	20.5	20.6	20.6	0	21.3	
		36	0	22.3	22.3	22.0	22.0	22.0	1.3	22.7	20.9	20.9	20.6	20.6	20.6	0	21.3	
		36	20	22.4	22.3	22.0	21.8	22.1	1.3	22.7	21.0	20.9	20.6	20.6	20.6	0	21.3	
		36	39	22.3	22.2	21.9	21.8	22.1	1.3	22.7	20.9	20.8	20.5	20.6	20.7	0	21.3	
256QAM		75	0	22.4	22.3	22.0	22.0	22.1	1.3	22.7	21.0	20.9	20.6	20.6	20.6	0	21.3	
		1	0	20.2	20.2	19.9	20.1	19.9	3.3	20.7	20.2	20.2	20.0	19.9	19.9	0.6	20.7	
		1	37	20.3	20.3	19.9	20.0	20.1	3.3	20.7	20.3	20.2	20.0	19.9	20.0	0.6	20.7	
		1	74	20.4	20.2	19.9	19.6	20.1	3.3	20.7	20.4	20.2	19.9	19.9	20.0	0.6	20.7	
		36	0	20.3	20.3	20.0	20.0	20.0	3.3	20.7	20.3	20.3	20.0	20.0	20.0	0.6	20.7	
		36	20	20.4	20.3	20.0	19.8	20.1	3.3	20.7	20.4	20.3	20.0	20.0	20.0	0.6	20.7	

LTE Band 41 Power Class 3 Measured Results (ANT3) (continued)

BW (MHz)	Mode	RB Allocation	RB offset	Mode A Power (dBm)							Mode B Power (dBm)							
				39750	40185	40620	41055	41490	MPR	Max Power	39750	40185	40620	41055	41490	MPR	Max Power	
				2506 MHz	2549.5 MHz	2593 MHz	2636.5 MHz	2680 MHz			2506 MHz	2549.5 MHz	2593 MHz	2636.5 MHz	2680 MHz			
10	QPSK	1	0	23.2	23.2	22.8	22.9	22.9	0	24.0	21.0	21.0	20.6	20.6	20.8	0	21.3	
		1	25	23.3	23.2	22.8	22.9	23.0	0	24.0	21.1	21.0	20.6	20.7	20.7	0	21.3	
		1	49	23.2	23.1	22.8	22.9	22.9	0	24.0	21.0	20.9	20.6	20.6	20.7	0	21.3	
		25	0	23.3	23.2	22.9	23.0	23.0	0	24.0	21.1	21.0	20.7	20.7	20.8	0	21.3	
		25	12	23.4	23.2	22.9	23.0	23.0	0	24.0	21.1	21.1	20.7	20.7	20.8	0	21.3	
		25	25	23.3	23.1	22.8	22.9	23.0	0	24.0	21.1	20.9	20.6	20.7	20.8	0	21.3	
	16QAM	1	0	23.3	23.1	22.8	22.8	22.9	0	24.0	21.0	20.9	20.7	20.6	20.7	0	21.3	
		1	25	23.4	23.1	22.8	22.8	22.9	0	24.0	21.0	20.9	20.5	20.5	20.6	0	21.3	
		1	49	23.4	23.1	22.8	22.8	22.9	0	24.0	21.0	20.9	20.6	20.6	20.7	0	21.3	
		25	0	23.3	23.2	22.9	22.9	23.0	0.3	23.7	21.1	21.0	20.7	20.7	20.8	0	21.3	
		25	12	23.3	23.2	23.0	22.9	23.0	0.3	23.7	21.1	21.0	20.7	20.7	20.8	0	21.3	
		25	25	23.3	23.2	22.9	22.9	23.0	0.3	23.7	21.0	20.9	20.6	20.7	20.7	0	21.3	
	64QAM	1	0	23.2	23.2	22.8	22.9	23.0	0.3	23.7	21.0	20.9	20.6	20.6	20.7	0	21.3	
		1	25	23.3	23.2	22.9	22.9	23.0	0.3	23.7	21.1	20.9	20.6	20.6	20.7	0	21.3	
		1	49	23.2	23.1	22.8	22.9	23.0	0.3	23.7	21.1	20.8	20.6	20.6	20.7	0	21.3	
		25	0	22.5	22.5	22.1	22.1	22.2	1.3	22.7	21.1	21.0	20.7	20.7	20.8	0	21.3	
		25	12	22.6	22.5	22.2	22.2	22.3	1.3	22.7	21.1	21.0	20.7	20.7	20.8	0	21.3	
		25	25	22.5	22.4	22.1	22.1	22.2	1.3	22.7	21.0	20.9	20.6	20.7	20.8	0	21.3	
	256QAM	1	0	22.5	22.5	22.1	22.1	22.2	1.3	22.7	21.1	21.0	20.7	20.7	20.8	0	21.3	
		1	0	20.3	20.3	20.0	20.1	20.1	3.3	20.7	20.3	20.3	20.1	20.0	20.1	0.6	20.7	
		1	25	20.5	20.4	20.1	20.2	20.1	3.3	20.7	20.5	20.4	20.1	20.1	20.2	0.6	20.7	
		1	49	20.4	20.3	20.0	20.1	20.1	3.3	20.7	20.3	20.3	20.0	20.0	20.1	0.6	20.7	
		25	0	20.5	20.4	20.1	20.1	20.2	3.3	20.7	20.5	20.4	20.1	20.1	20.2	0.6	20.7	
		25	12	20.6	20.5	20.1	20.2	20.2	3.3	20.7	20.5	20.4	20.1	20.1	20.3	0.6	20.7	
	5	QPSK	1	0	23.3	23.1	22.8	22.8	22.9	0	24.0	21.1	21.0	20.6	20.6	20.7	0	21.3
			1	12	23.4	23.3	22.9	22.9	23.0	0	24.0	21.1	21.1	20.7	20.7	20.8	0	21.3
			1	24	23.3	23.1	22.8	22.8	22.9	0	24.0	21.0	20.9	20.6	20.6	20.7	0	21.3
			12	0	23.4	23.2	22.9	22.9	23.0	0	24.0	21.1	21.1	20.6	20.7	20.7	0	21.3
			12	7	23.4	23.2	22.9	22.9	23.0	0	24.0	21.1	21.1	20.7	20.7	20.8	0	21.3
			12	13	23.3	23.1	22.9	22.9	23.0	0	24.0	21.0	20.9	20.7	20.7	20.8	0	21.3
16QAM		25	0	23.3	23.2	22.9	22.9	23.0	0	24.0	21.1	21.1	20.6	20.7	20.7	0	21.3	
		1	0	23.4	23.2	22.8	22.9	23.0	0	24.0	21.1	20.9	20.6	20.7	20.7	0	21.3	
		1	12	23.4	23.3	22.9	22.9	23.1	0	24.0	21.1	21.0	20.7	20.8	20.9	0	21.3	
		1	24	23.3	23.2	22.9	22.9	23.0	0	24.0	21.0	20.9	20.6	20.7	20.8	0	21.3	
		12	0	23.4	23.2	23.0	22.9	23.1	0.3	23.7	21.1	20.9	20.8	20.7	20.6	0	21.3	
		12	7	23.5	23.3	23.0	23.0	23.1	0.3	23.7	21.1	20.9	20.9	20.7	20.7	0	21.3	
64QAM		12	13	23.4	23.1	23.0	22.9	23.1	0.3	23.7	21.0	20.8	20.8	20.7	20.7	0	21.3	
		25	0	23.4	23.2	22.9	22.9	23.0	0.3	23.7	21.1	21.0	20.7	20.7	20.7	0	21.3	
		1	0	23.3	23.3	22.9	23.0	23.0	0.3	23.7	21.1	20.9	20.7	20.7	20.7	0	21.3	
		1	12	23.4	23.3	23.0	23.0	23.0	0.3	23.7	21.1	21.0	20.7	20.8	20.7	0	21.3	
		1	24	23.3	23.2	22.9	22.9	23.1	0.3	23.7	21.0	20.9	20.7	20.7	20.7	0	21.3	
		12	0	22.6	22.5	22.1	22.1	22.2	1.3	22.7	21.1	21.0	20.7	20.7	20.8	0	21.3	
256QAM		12	7	22.6	22.5	22.1	22.1	22.2	1.3	22.7	21.2	21.0	20.7	20.8	20.8	0	21.3	
		12	13	22.5	22.4	22.1	22.1	22.2	1.3	22.7	21.0	20.9	20.7	20.8	20.7	0	21.3	
		25	0	22.6	22.4	22.1	22.1	22.2	1.3	22.7	21.1	21.0	20.7	20.7	20.8	0	21.3	
		1	0	20.5	20.5	20.0	20.1	20.1	3.3	20.7	20.4	20.3	20.0	20.0	20.1	0.6	20.7	
		1	12	20.6	20.5	20.1	20.2	20.2	3.3	20.7	20.5	20.4	20.1	20.1	20.2	0.6	20.7	
		1	24	20.4	20.4	20.0	20.1	20.1	3.3	20.7	20.4	20.3	20.0	20.1	20.1	0.6	20.7	

LTE Band 41 Power Class 3 Measured Results (ANT4)

BW (MHz)	Mode	RB Allocation	RB Offset	Mode A Power (dBm)							Mode B Power (dBm)							
				39750	40185	40620	41055	41490	MPR	Max Power	39750	40185	40620	41055	41490	MPR	Max Power	
				2506 MHz	2549.5 MHz	2593 MHz	2636.5 MHz	2680 MHz			2506 MHz	2549.5 MHz	2593 MHz	2636.5 MHz	2680 MHz			
20	QPSK	1	0	20.3	20.6	20.5	20.3	20.3	0	22.3	21.4	21.9	21.7	21.4	21.3	0	22.6	
		1	49	20.5	20.6	20.4	20.3	20.3	0	22.3	21.7	21.9	21.6	21.4	21.3	0	22.6	
		1	99	20.7	20.6	20.6	20.4	20.4	0	22.3	21.9	21.9	21.7	21.5	21.3	0	22.6	
		50	0	20.4	20.7	20.6	20.4	20.3	0	22.3	21.7	22.0	21.7	21.5	21.3	0	22.6	
		50	24	20.5	20.7	20.4	20.4	20.3	0	22.3	21.8	22.0	21.7	21.5	21.4	0	22.6	
		50	50	20.6	20.6	20.4	20.3	20.3	0	22.3	21.9	21.9	21.7	21.4	21.3	0	22.6	
	16QAM	100	0	20.4	20.7	20.4	20.3	20.3	0	22.3	21.7	22.0	21.7	21.5	21.3	0	22.6	
		1	0	20.3	20.9	21.0	20.4	20.3	0	22.3	21.9	22.2	22.0	21.8	21.8	0	22.6	
		1	49	20.7	21.0	20.8	20.4	20.4	0	22.3	22.1	22.2	22.1	22.0	21.8	0	22.6	
		1	99	20.7	20.8	20.8	20.7	20.3	0	22.3	22.1	22.0	21.8	21.9	21.7	0	22.6	
		50	0	20.6	21.1	20.7	20.6	20.3	0	22.3	22.0	22.0	21.8	21.8	21.6	0	22.6	
		50	24	20.8	21.1	20.4	20.5	20.3	0	22.3	22.0	22.2	21.9	21.5	21.7	0	22.6	
	64QAM	50	50	20.9	20.9	20.6	20.6	20.3	0	22.3	22.1	22.1	21.6	21.6	21.6	0	22.6	
		100	0	20.7	21.0	20.7	20.6	20.3	0	22.3	22.0	22.1	21.7	21.6	21.3	0	22.6	
		1	0	20.3	21.0	20.6	20.7	20.3	0	22.3	22.0	21.8	21.9	21.8	21.1	0	22.6	
		1	49	20.6	21.0	20.5	20.3	20.3	0	22.3	22.0	21.8	21.5	21.6	21.6	0	22.6	
		1	99	20.9	20.7	20.8	20.4	20.3	0	22.3	22.1	21.7	21.7	21.8	22.0	0	22.6	
		50	0	20.5	21.0	20.7	20.6	20.3	0	22.3	22.0	22.2	21.9	21.6	21.6	0	22.6	
	256QAM	50	24	20.7	20.9	20.7	20.4	20.3	0	22.3	22.2	22.1	21.9	21.6	21.6	0	22.6	
		50	50	20.9	20.9	20.6	20.5	20.3	0	22.3	22.1	21.9	21.7	21.5	21.4	0	22.6	
		100	0	20.6	21.0	20.6	20.4	20.3	0	22.3	22.0	22.2	21.9	21.4	21.6	0	22.6	
		1	0	19.9	20.7	20.4	20.2	19.9	1.6	20.7	20.2	20.7	20.6	20.0	20.1	1.9	20.7	
		1	49	20.5	20.7	19.9	20.4	19.6	1.6	20.7	20.2	20.7	20.2	20.1	19.7	1.9	20.7	
		1	99	20.6	20.5	20.3	20.2	19.8	1.6	20.7	20.7	20.3	20.4	20.3	19.8	1.9	20.7	
	15	QPSK	50	0	20.2	20.5	20.4	19.9	19.9	1.6	20.7	20.5	20.6	20.4	20.2	19.9	1.9	20.7
			50	24	20.4	20.7	20.2	20.3	20.0	1.6	20.7	20.7	20.7	20.4	20.2	20.1	1.9	20.7
			50	50	20.6	20.7	20.3	20.2	19.8	1.6	20.7	20.7	20.3	20.2	20.1	19.8	1.9	20.7
			100	0	20.4	20.7	20.4	20.3	20.0	1.6	20.7	20.5	20.7	20.4	20.2	20.1	1.9	20.7
			1	0	20.6	20.9	20.7	20.4	20.3	0	22.3	21.8	21.9	21.7	21.7	21.6	0	22.6
			1	37	20.6	21.0	20.7	20.6	20.3	0	22.3	22.0	22.1	21.8	21.7	21.5	0	22.6
16QAM		1	74	20.9	21.0	20.7	20.6	20.3	0	22.3	22.3	22.3	22.0	21.8	21.5	0	22.6	
		36	0	20.5	20.9	20.6	20.5	20.3	0	22.3	21.9	22.1	21.8	21.7	21.6	0	22.6	
		36	20	20.6	20.9	20.6	20.6	20.3	0	22.3	22.1	22.1	21.9	21.7	21.6	0	22.6	
		36	39	20.7	20.9	20.6	20.5	20.3	0	22.3	22.1	22.0	21.8	21.6	21.5	0	22.6	
		75	0	20.6	21.0	20.6	20.5	20.3	0	22.3	22.1	22.2	21.8	21.7	21.6	0	22.6	
		1	0	20.3	21.1	20.5	20.4	20.3	0	22.3	21.4	22.0	21.7	21.3	21.5	0	22.6	
64QAM		1	37	20.6	20.9	20.6	20.5	20.3	0	22.3	21.9	21.7	22.1	21.7	21.7	0	22.6	
		1	74	21.1	21.0	20.6	20.9	20.5	0	22.3	22.2	21.6	22.0	21.9	22.0	0	22.6	
		36	0	20.6	21.0	20.6	20.6	20.3	0	22.3	21.9	22.1	21.8	21.7	21.5	0	22.6	
		36	20	20.7	21.0	20.6	20.6	20.3	0	22.3	22.1	22.2	21.8	21.7	21.7	0	22.6	
		36	39	20.7	20.9	20.5	20.6	20.3	0	22.3	22.1	22.1	21.8	21.5	21.5	0	22.6	
		75	0	20.6	21.0	20.6	20.6	20.3	0	22.3	22.1	22.1	21.9	21.7	21.7	0	22.6	
256QAM		1	0	20.3	21.0	20.6	20.4	20.3	0	22.3	21.5	22.0	21.2	20.9	21.4	0	22.6	
		1	37	20.8	20.8	20.8	20.5	20.3	0	22.3	22.2	22.1	21.7	21.4	21.7	0	22.6	
		1	74	20.9	21.1	20.9	20.3	20.3	0	22.3	22.2	22.1	21.9	21.2	21.3	0	22.6	
		36	0	20.5	21.0	20.6	20.5	20.3	0	22.3	22.0	22.2	21.9	21.7	21.6	0	22.6	
		36	20	20.6	20.9	20.6	20.5	20.3	0	22.3	22.1	22.2	21.9	21.7	21.6	0	22.6	
		36	39	20.7	20.9	20.6	20.4	20.3	0	22.3	22.0	22.0	21.7	21.6	21.5	0	22.6	
256QAM		75	0	20.7	21.0	20.7	20.6	20.3	0	22.3	22.2	22.2	21.9	21.7	21.6	0	22.6	
		1	0	20.2	20.7	20.3	19.9	19.8	1.6	20.7	20.2	20.7	20.6	20.1	20.0	1.9	20.7	
		1	37	20.7	20.4	20.5	20.2	20.0	1.6	20.7	20.6	20.7	20.1	20.2	19.9	1.9	20.7	
		1	74	20.6	20.7	20.2	19.7	20.1	1.6	20.7	20.5	20.2	20.0	19.6	19.9	1.9	20.7	
		36	0	20.2	20.7	20.3	20.4	19.9	1.6	20.7	20.4	20.7	20.3	20.2	20.2	1.9	20.7	
		36	20	20.4	20.7	20.3	20.3	19.9	1.6	20.7	20.6	20.6	20.4	20.2	20.2	1.9	20.7	
		36	39	20.5	20.3	20.2	20.3	19.9	1.6	20.7	20.6	20.6	20.2	20.0	20.1	1.9	20.7	
		75	0	20.3	20.7	20.3	19.9	19.8	1.6	20.7	20.7	20.6	20.3	20.1	20.1	1.9	20.7	

LTE Band 41 Power Class 3 Measured Results (ANT4) (continued)

BW (MHz)	Mode	RB Allocation	RB offset	Mode A Power (dBm)							Mode B Power (dBm)							
				39750	40185	40620	41055	41490	MPR	Max Power	39750	40185	40620	41055	41490	MPR	Max Power	
				2506 MHz	2549.5 MHz	2593 MHz	2636.5 MHz	2680 MHz			2506 MHz	2549.5 MHz	2593 MHz	2636.5 MHz	2680 MHz			
10	QPSK	1	0	20.5	21.0	20.7	20.5	20.3	0	22.3	22.1	22.2	22.0	21.8	21.6	0	22.6	
		1	25	20.8	21.1	20.8	20.6	20.3	0	22.3	22.2	22.3	22.0	21.8	21.7	0	22.6	
		1	49	20.9	21.0	20.7	20.5	20.3	0	22.3	22.3	22.3	21.9	21.8	21.7	0	22.6	
		25	0	20.7	21.1	20.8	20.6	20.3	0	22.3	22.2	22.3	22.0	21.9	21.8	0	22.6	
		25	12	20.8	21.1	20.8	20.6	20.3	0	22.3	22.3	22.4	22.0	21.9	21.8	0	22.6	
		25	25	20.8	21.0	20.7	20.5	20.3	0	22.3	22.3	22.3	21.9	21.8	21.7	0	22.6	
	16QAM	1	0	20.6	21.0	20.7	20.5	20.3	0	22.3	22.1	22.3	22.0	21.8	21.6	0	22.6	
		1	25	20.8	21.1	20.7	20.5	20.3	0	22.3	22.2	22.3	21.9	21.9	21.7	0	22.6	
		1	49	21.0	21.0	20.6	20.4	20.3	0	22.3	22.3	22.3	21.9	21.8	21.7	0	22.6	
		25	0	20.7	21.2	20.8	20.6	20.3	0	22.3	22.2	22.3	22.0	21.9	21.7	0	22.6	
		25	12	20.8	21.2	20.8	20.6	20.3	0	22.3	22.3	22.4	22.0	21.9	21.8	0	22.6	
		25	25	20.8	21.1	20.7	20.5	20.3	0	22.3	22.3	22.3	21.9	21.8	21.7	0	22.6	
	64QAM	1	0	20.5	21.0	20.7	20.4	20.3	0	22.3	22.1	22.2	21.9	21.7	21.6	0	22.6	
		1	25	20.8	21.0	20.8	20.5	20.3	0	22.3	22.2	22.3	22.0	21.8	21.7	0	22.6	
		1	49	20.9	21.0	20.7	20.5	20.3	0	22.3	22.3	22.2	21.9	21.7	21.7	0	22.6	
		25	0	20.7	21.1	20.8	20.6	20.4	0	22.3	22.2	22.3	22.0	21.9	21.8	0	22.6	
		25	12	20.8	21.1	20.8	20.6	20.4	0	22.3	22.3	22.4	22.1	21.9	21.8	0	22.6	
		25	25	20.8	21.0	20.7	20.5	20.3	0	22.3	22.3	22.3	22.0	21.8	21.7	0	22.6	
	256QAM	1	0	20.7	21.1	20.8	20.6	20.4	0	22.3	22.3	22.4	22.0	21.9	21.8	0	22.6	
		1	0	20.1	20.7	20.5	20.2	19.9	1.6	20.7	20.5	20.7	20.5	20.2	20.1	1.9	20.7	
		1	25	20.4	20.7	20.5	20.2	20.0	1.6	20.7	20.7	20.7	20.5	20.3	20.2	1.9	20.7	
		1	49	20.5	20.7	20.3	20.1	19.9	1.6	20.7	20.7	20.7	20.3	20.2	20.0	1.9	20.7	
		25	0	20.3	20.7	20.5	20.3	20.0	1.6	20.7	20.7	20.6	20.5	20.4	20.3	1.9	20.7	
		25	12	20.5	20.7	20.5	20.3	20.0	1.6	20.7	20.7	20.6	20.6	20.4	20.3	1.9	20.7	
	5	QPSK	1	0	20.4	21.0	20.7	20.4	20.3	0	22.3	22.2	22.2	21.9	21.8	21.6	0	22.6
			1	12	20.6	21.0	20.7	20.5	20.3	0	22.3	22.3	22.3	22.0	21.8	21.7	0	22.6
			1	24	20.6	21.0	20.6	20.4	20.3	0	22.3	22.3	22.2	21.9	21.8	21.6	0	22.6
			12	0	20.5	21.1	20.7	20.6	20.3	0	22.3	22.3	22.3	22.0	21.9	21.8	0	22.6
			12	7	20.6	21.1	20.8	20.6	20.3	0	22.3	22.3	22.3	22.0	21.9	21.8	0	22.6
			12	13	20.6	21.0	20.6	20.6	20.3	0	22.3	22.2	22.2	21.9	21.9	21.7	0	22.6
16QAM		25	0	20.5	21.1	20.7	20.6	20.3	0	22.3	22.3	22.3	22.0	21.9	21.7	0	22.6	
		1	0	20.4	21.0	20.7	20.5	20.3	0	22.3	22.3	22.2	21.9	21.8	21.6	0	22.6	
		1	12	20.6	21.1	20.7	20.6	20.3	0	22.3	22.4	22.3	22.0	21.9	21.7	0	22.6	
		1	24	20.7	21.0	20.7	20.5	20.3	0	22.3	22.3	22.3	21.9	21.8	21.7	0	22.6	
		12	0	20.7	21.1	20.7	20.6	20.3	0	22.3	22.1	22.4	21.9	21.8	21.6	0	22.6	
		12	7	20.7	21.1	20.8	20.6	20.3	0	22.3	22.2	22.4	22.0	21.8	21.6	0	22.6	
64QAM		12	13	20.7	21.0	20.7	20.6	20.3	0	22.3	22.1	22.3	21.9	21.8	21.5	0	22.6	
		25	0	20.5	21.1	20.8	20.6	20.3	0	22.3	22.3	22.3	22.0	21.9	21.7	0	22.6	
		1	0	20.4	21.0	20.7	20.5	20.3	0	22.3	22.2	22.2	21.9	21.9	21.7	0	22.6	
		1	12	20.6	21.1	20.8	20.5	20.4	0	22.3	22.3	22.3	22.1	21.9	21.7	0	22.6	
		1	24	20.7	21.0	20.7	20.5	20.3	0	22.3	22.3	22.3	22.0	21.9	21.7	0	22.6	
		12	0	20.5	21.0	20.7	20.5	20.3	0	22.3	22.2	22.3	22.0	21.8	21.7	0	22.6	
256QAM		12	7	20.6	21.1	20.8	20.6	20.3	0	22.3	22.3	22.4	22.0	21.9	21.7	0	22.6	
		12	13	20.5	21.0	20.7	20.5	20.3	0	22.3	22.2	22.3	21.9	21.9	21.6	0	22.6	
		25	0	20.5	21.1	20.8	20.6	20.3	0	22.3	22.3	22.3	22.0	21.9	21.7	0	22.6	
		1	0	20.1	20.7	20.4	20.2	19.9	1.6	20.7	20.7	20.7	20.5	20.3	20.1	1.9	20.7	
		1	12	20.3	20.7	20.5	20.3	19.9	1.6	20.7	20.7	20.7	20.5	20.4	20.2	1.9	20.7	
		1	24	20.3	20.6	20.3	20.1	19.8	1.6	20.7	20.7	20.7	20.3	20.2	20.2	1.9	20.7	

LTE Band 48 Measured Results (ANT7)

BW (MHz)	Mode	RB Allocation	RB Offset	Mode A Power (dBm)						Mode B Power (dBm)						
				55340	55773	56207	56640	MPR	Max Power	55340	55773	56207	56640	MPR	Max Power	
				3560 MHz	3603.3 MHz	3646.7 MHz	3690 MHz			3560 MHz	3603.3 MHz	3646.7 MHz	3690 MHz			
20	QPSK	1	0	23.2	23.3	23.5	23.5	0	23.6	20.4	20.4	20.5	20.3	0	20.6	
		1	49	23.3	23.4	23.5	23.3	0	23.6	20.3	20.4	20.4	20.3	0	20.6	
		1	99	23.1	23.4	23.5	23.3	0	23.6	20.3	20.4	20.5	20.3	0	20.6	
		50	0	23.3	23.4	23.4	23.5	0	23.6	20.4	20.5	20.5	20.3	0	20.6	
		50	24	23.3	23.5	23.6	23.5	0	23.6	20.5	20.5	20.6	20.5	0	20.6	
		50	50	23.3	23.5	23.6	23.4	0	23.6	20.4	20.5	20.5	20.4	0	20.6	
	16QAM	100	0	23.3	23.5	23.5	23.6	0	23.6	20.5	20.5	20.5	20.3	0	20.6	
		1	0	23.0	23.6	23.2	23.2	0	23.6	20.6	20.6	20.4	20.4	0	20.6	
		1	49	23.1	22.7	22.1	21.8	0	23.6	20.6	20.4	20.4	20.5	0	20.6	
		1	99	23.2	22.7	21.7	21.7	0	23.6	20.5	20.6	20.3	20.5	0	20.6	
		50	0	21.7	22.2	22.8	22.3	0	23.6	20.6	20.6	20.3	20.6	0	20.6	
		50	24	21.8	23.0	23.5	23.4	0	23.6	20.6	20.6	20.4	20.4	0	20.6	
	64QAM	50	50	22.3	21.9	21.9	22.7	0	23.6	20.6	20.3	20.4	20.4	0	20.6	
		100	0	22.2	22.5	23.6	23.0	0	23.6	20.6	20.3	20.4	20.6	0	20.6	
		1	0	22.9	21.9	22.8	21.7	0	23.6	20.5	20.5	20.5	20.5	0	20.6	
		1	49	22.0	23.2	22.4	22.1	0	23.6	20.5	20.3	20.3	20.5	0	20.6	
		1	99	22.1	22.5	21.8	22.2	0	23.6	20.5	20.4	20.5	20.6	0	20.6	
		50	0	22.0	22.1	21.9	22.5	0.6	23.0	20.5	20.6	20.3	20.5	0	20.6	
	256QAM	50	24	21.6	21.7	22.8	23.0	0.6	23.0	20.6	20.3	20.4	20.3	0	20.6	
		50	50	22.7	22.0	22.0	23.0	0.6	23.0	20.5	20.6	20.3	20.3	0	20.6	
		100	0	22.5	22.7	22.2	23.0	0.6	23.0	20.5	20.6	20.4	20.5	0	20.6	
		1	0	20.8	20.8	20.8	20.9	2.6	21.0	20.6	20.4	20.3	20.3	0	20.6	
		1	49	20.8	20.8	20.8	20.9	2.6	21.0	20.5	20.6	20.6	20.3	0	20.6	
		1	99	20.8	20.8	20.8	20.9	2.6	21.0	20.5	20.3	20.4	20.4	0	20.6	
	15	QPSK	50	0	20.7	20.8	20.8	20.8	2.6	21.0	20.5	20.6	20.6	20.5	0	20.6
			50	24	20.8	20.8	20.9	20.9	2.6	21.0	20.5	20.6	20.3	20.3	0	20.6
			50	50	20.8	20.8	20.9	20.9	2.6	21.0	20.5	20.6	20.3	20.3	0	20.6
			100	0	20.7	20.8	20.8	20.8	2.6	21.0	20.6	20.6	20.6	20.5	0	20.6
			1	0	22.4	23.0	21.6	21.6	0	23.6	20.5	20.5	20.5	20.5	0	20.6
			1	37	21.6	22.5	21.9	22.0	0	23.6	20.5	20.5	20.5	20.6	0	20.6
16QAM		1	74	21.9	22.6	23.3	22.2	0	23.6	20.5	20.5	20.5	20.5	0	20.6	
		36	0	22.6	22.9	22.3	23.5	0	23.6	20.6	20.5	20.3	20.3	0	20.6	
		36	20	22.4	23.4	22.0	23.1	0	23.6	20.6	20.6	20.3	20.3	0	20.6	
		36	39	23.0	23.0	23.0	23.6	0	23.6	20.6	20.6	20.3	20.3	0	20.6	
		75	0	22.5	23.1	22.8	22.6	0	23.6	20.6	20.6	20.3	20.3	0	20.6	
		1	0	22.3	22.4	21.6	21.9	0	23.6	20.5	20.5	20.4	20.5	0	20.6	
64QAM		1	37	23.5	23.1	23.4	22.4	0	23.6	20.6	20.5	20.5	20.5	0	20.6	
		1	74	23.4	22.8	22.3	23.3	0	23.6	20.5	20.5	20.5	20.5	0	20.6	
		36	0	21.7	23.2	23.0	21.6	0	23.6	20.6	20.6	20.3	20.3	0	20.6	
		36	20	21.9	22.7	22.4	23.1	0	23.6	20.6	20.6	20.3	20.3	0	20.6	
		36	39	23.0	22.8	22.6	23.1	0	23.6	20.6	20.6	20.3	20.4	0	20.6	
		75	0	22.3	22.7	22.0	23.5	0	23.6	20.6	20.6	20.3	20.3	0	20.6	
256QAM		1	0	22.1	23.4	22.0	22.8	0	23.6	20.4	20.5	20.5	20.5	0	20.6	
		1	37	22.6	23.6	22.6	21.8	0	23.6	20.5	20.5	20.6	20.5	0	20.6	
		1	74	22.4	23.1	23.0	23.0	0	23.6	20.5	20.5	20.5	20.6	0	20.6	
		36	0	22.7	22.7	22.8	22.8	0.6	23.0	20.5	20.6	20.6	20.3	0	20.6	
		36	20	22.7	22.8	22.8	22.9	0.6	23.0	20.6	20.6	20.3	20.4	0	20.6	
		36	39	22.7	22.8	22.8	22.8	0.6	23.0	20.5	20.6	20.3	20.4	0	20.6	
256QAM		75	0	22.7	22.8	22.8	22.8	0.6	23.0	20.6	20.6	20.3	20.4	0	20.6	
		1	0	20.7	20.8	20.7	20.9	2.6	21.0	20.5	20.5	20.5	20.3	0	20.6	
		1	37	20.7	20.8	20.7	20.9	2.6	21.0	20.5	20.5	20.5	20.6	0	20.6	
		1	74	20.8	20.9	20.8	21.0	2.6	21.0	20.5	20.6	20.6	20.3	0	20.6	
		36	0	20.7	20.8	20.8	20.8	2.6	21.0	20.5	20.5	20.3	20.3	0	20.6	
		36	20	20.7	20.8	20.8	20.9	2.6	21.0	20.5	20.6	20.3	20.3	0	20.6	

LTE Band 48 Measured Results (ANT7) (continued)

BW (MHz)	Mode	RB Allocation	RB Offset	Mode A Power (dBm)						Mode B Power (dBm)						
				55290	55757	56223	56690	MPR	Max Power	55290	55757	56223	56690	MPR	Max Power	
				3555 MHz	3601.7 MHz	3648.3 MHz	3695 MHz			3555 MHz	3601.7 MHz	3648.3 MHz	3695 MHz			
10	QPSK	1	0	22.2	23.2	23.5	23.4	0	23.6	20.3	20.3	20.4	20.4	0	20.6	
		1	25	23.2	22.4	21.8	21.6	0	23.6	20.3	20.4	20.5	20.5	0	20.6	
		1	49	21.6	23.1	22.9	21.9	0	23.6	20.6	20.4	20.5	20.4	0	20.6	
		25	0	22.3	22.0	23.0	22.6	0	23.6	20.4	20.4	20.5	20.5	0	20.6	
		25	12	21.9	22.7	22.9	22.2	0	23.6	20.4	20.5	20.5	20.5	0	20.6	
		25	25	22.5	22.9	23.5	22.1	0	23.6	20.4	20.4	20.5	20.5	0	20.6	
	16QAM	50	0	23.3	21.9	22.0	21.8	0	23.6	20.4	20.4	20.5	20.5	0	20.6	
		1	0	23.0	22.0	22.7	23.2	0	23.6	20.5	20.5	20.4	20.4	0	20.6	
		1	25	23.3	22.3	22.9	23.0	0	23.6	20.4	20.5	20.3	20.4	0	20.6	
		1	49	23.1	23.1	23.5	22.7	0	23.6	20.4	20.5	20.4	20.4	0	20.6	
		25	0	23.4	22.4	23.5	21.8	0	23.6	20.4	20.4	20.5	20.5	0	20.6	
		25	12	22.4	21.8	21.8	21.8	0	23.6	20.4	20.4	20.5	20.5	0	20.6	
	64QAM	25	25	23.6	22.1	22.9	22.7	0	23.6	20.4	20.4	20.5	20.5	0	20.6	
		50	0	22.8	21.9	23.6	22.6	0	23.6	20.4	20.4	20.5	20.5	0	20.6	
		1	0	23.1	22.5	23.3	21.7	0	23.6	20.3	20.3	20.4	20.4	0	20.6	
		1	25	22.4	23.5	22.5	23.1	0	23.6	20.4	20.4	20.4	20.4	0	20.6	
		1	49	23.5	22.3	23.5	21.9	0	23.6	20.4	20.6	20.4	20.4	0	20.6	
		25	0	22.9	22.9	22.9	22.9	0.6	23.0	20.4	20.4	20.4	20.5	0	20.6	
	256QAM	25	12	22.9	22.9	23.0	23.0	0.6	23.0	20.4	20.4	20.5	20.5	0	20.6	
		25	25	22.8	22.9	23.0	22.9	0.6	23.0	20.4	20.4	20.5	20.5	0	20.6	
		50	0	22.8	22.9	22.9	22.9	0.6	23.0	20.4	20.4	20.5	20.5	0	20.6	
		1	0	20.8	20.8	20.8	20.8	2.6	21.0	20.3	20.3	20.4	20.4	0	20.6	
		1	25	20.8	20.9	20.9	20.9	2.6	21.0	20.4	20.4	20.4	20.4	0	20.6	
		1	49	20.8	20.8	20.9	20.8	2.6	21.0	20.3	20.3	20.4	20.4	0	20.6	
	5	QPSK	25	0	20.9	20.9	20.9	21.0	2.6	21.0	20.4	20.4	20.5	20.5	0	20.6
			25	12	20.9	20.9	21.0	21.0	2.6	21.0	20.4	20.4	20.5	20.5	0	20.6
			25	25	20.9	20.9	21.0	20.9	2.6	21.0	20.4	20.4	20.5	20.5	0	20.6
			50	0	20.9	20.9	20.9	20.9	2.6	21.0	20.4	20.4	20.5	20.5	0	20.6
			1	0	22.5	22.0	23.6	23.5	0	23.6	20.3	20.6	20.4	20.4	0	20.6
			1	12	21.9	22.6	21.7	22.8	0	23.6	20.4	20.4	20.5	20.5	0	20.6
16QAM		1	24	22.9	21.8	21.9	21.7	0	23.6	20.3	20.3	20.4	20.4	0	20.6	
		12	0	22.9	21.8	21.6	23.2	0	23.6	20.4	20.3	20.5	20.4	0	20.6	
		12	7	23.3	22.6	22.7	22.1	0	23.6	20.4	20.4	20.5	20.5	0	20.6	
		12	13	23.2	23.6	22.7	21.7	0	23.6	20.4	20.4	20.5	20.5	0	20.6	
		25	0	21.8	23.5	22.7	21.9	0	23.6	20.4	20.4	20.5	20.4	0	20.6	
		1	0	22.4	22.0	23.3	22.1	0	23.6	20.4	20.4	20.5	20.4	0	20.6	
64QAM		1	12	22.5	23.6	23.5	23.4	0	23.6	20.5	20.4	20.5	20.5	0	20.6	
		1	24	22.9	22.0	22.5	21.6	0	23.6	20.4	20.4	20.5	20.5	0	20.6	
		12	0	22.9	21.8	21.9	23.2	0	23.6	20.3	20.4	20.5	20.4	0	20.6	
		12	7	22.1	21.6	22.3	22.0	0	23.6	20.4	20.5	20.5	20.5	0	20.6	
		12	13	22.5	23.5	22.0	23.2	0	23.6	20.4	20.4	20.4	20.4	0	20.6	
		25	0	21.7	22.2	22.3	23.1	0	23.6	20.4	20.4	20.4	20.4	0	20.6	
256QAM		1	0	21.7	23.6	21.8	22.0	0	23.6	20.4	20.4	20.4	20.5	0	20.6	
		1	12	21.7	22.9	22.8	23.2	0	23.6	20.4	20.5	20.5	20.4	0	20.6	
		1	24	23.5	22.5	22.4	23.2	0	23.6	20.4	20.4	20.4	20.4	0	20.6	
		12	0	22.8	22.8	23.0	22.9	0.6	23.0	20.4	20.4	20.4	20.4	0	20.6	
		12	7	22.9	22.9	23.0	23.0	0.6	23.0	20.4	20.4	20.5	20.5	0	20.6	
		25	0	22.8	22.9	23.0	22.9	0.6	23.0	20.4	20.4	20.5	20.4	0	20.6	
256QAM		1	0	20.8	20.9	21.0	20.9	2.6	21.0	20.3	20.4	20.4	20.4	0	20.6	
		1	12	20.9	20.9	21.0	21.0	2.6	21.0	20.4	20.4	20.5	20.4	0	20.6	
		1	24	20.8	20.9	21.0	20.9	2.6	21.0	20.3	20.4	20.4	20.4	0	20.6	
		12	0	20.8	20.9	21.0	20.9	2.6	21.0	20.4	20.3	20.5	20.4	0	20.6	
		12	7	20.9	20.9	21.0	21.0	2.6	21.0	20.5	20.4	20.5	20.5	0	20.6	
		12	13	20.8	20.9	21.0	20.9	2.6	21.0	20.4	20.4	20.5	20.4	0	20.6	
25	0	20.8	20.9	21.0	20.9	2.6	21.0	20.4	20.4	20.5	20.4	0	20.6			

LTE Band 48 Measured Results (ANT8)

BW (MHz)	Mode	RB Allocation	RB Offset	Mode A Power (dBm)						Mode B Power (dBm)					
				55340	55773	56207	56640	MPR	Max Power	55340	55773	56207	56640	MPR	Max Power
				3560 MHz	3603.3 MHz	3646.7 MHz	3690 MHz			3560 MHz	3603.3 MHz	3646.7 MHz	3690 MHz		
20	QPSK	1	0	24.0	23.8	24.0	24.0	0	24.4	23.6	23.4	23.5	23.5	0	24.5
		1	49	24.0	23.8	23.9	24.0	0	24.4	23.5	23.4	23.6	23.5	0	24.5
		1	99	24.0	23.8	24.0	23.9	0	24.4	23.5	23.5	23.6	23.5	0	24.5
		50	0	24.0	23.9	24.0	24.0	0	24.4	23.7	23.5	23.5	23.6	0	24.5
		50	24	24.0	23.9	24.0	24.0	0	24.4	23.6	23.5	23.6	23.6	0	24.5
		50	50	24.0	23.9	24.0	24.0	0	24.4	23.6	23.5	23.7	23.6	0	24.5
	100	0	24.0	24.0	24.0	24.0	0	24.4	23.5	23.5	23.5	23.5	0	24.5	
	16QAM	1	0	24.0	23.9	23.9	23.7	0	24.4	23.4	23.2	23.3	23.3	0	24.5
		1	49	23.9	23.9	24.1	23.7	0	24.4	23.5	23.3	23.6	23.4	0	24.5
		1	99	24.1	23.9	24.0	23.8	0	24.4	23.1	23.2	23.4	23.3	0	24.5
		50	0	23.1	23.0	23.0	23.0	0.8	23.6	23.2	23.1	23.1	23.1	0.9	23.6
		50	24	23.1	23.1	23.1	23.0	0.8	23.6	23.2	23.1	23.1	23.0	0.9	23.6
		50	50	23.1	23.0	23.2	23.1	0.8	23.6	23.1	23.1	23.2	23.1	0.9	23.6
	100	0	23.1	23.0	23.1	22.9	0.8	23.6	23.2	23.1	23.1	23.0	0.9	23.6	
	64QAM	1	0	23.2	22.9	22.9	23.0	0.8	23.6	23.2	23.0	23.1	23.1	0.9	23.6
		1	49	23.0	23.0	23.0	23.1	0.8	23.6	23.1	23.2	23.3	23.1	0.9	23.6
		1	99	23.1	23.0	23.0	23.4	0.8	23.6	22.9	23.0	23.2	23.1	0.9	23.6
		50	0	22.1	22.0	22.0	22.0	1.8	22.6	22.2	22.1	22.1	22.0	1.9	22.6
		50	24	22.1	22.0	22.1	22.0	1.8	22.6	22.2	22.1	22.1	22.0	1.9	22.6
		50	50	22.1	22.1	22.1	22.1	1.8	22.6	22.1	22.1	22.2	22.1	1.9	22.6
	100	0	22.1	22.1	22.1	22.0	1.8	22.6	22.1	22.1	22.1	22.0	1.9	22.6	
	256QAM	1	0	20.0	20.1	20.0	19.8	3.8	20.6	20.2	20.1	20.1	19.9	3.9	20.6
		1	49	19.8	20.0	20.1	19.9	3.8	20.6	20.2	20.0	20.2	19.9	3.9	20.6
		1	99	20.1	20.1	20.2	19.8	3.8	20.6	20.1	20.2	20.3	20.0	3.9	20.6
50		0	20.2	20.0	20.0	19.9	3.8	20.6	20.2	20.0	20.1	20.0	3.9	20.6	
50		24	20.0	20.0	20.1	19.9	3.8	20.6	20.2	20.1	20.1	20.0	3.9	20.6	
50		50	20.1	20.0	20.1	20.0	3.8	20.6	20.1	20.1	20.2	20.1	3.9	20.6	
100	0	20.1	20.0	20.0	20.0	3.8	20.6	20.2	20.1	20.1	20.0	3.9	20.6		
15	QPSK	1	0	23.9	23.7	23.8	23.6	0	24.4	23.3	23.1	23.1	23.1	0	24.5
		1	37	24.0	23.7	23.9	23.8	0	24.4	23.2	23.0	23.2	23.1	0	24.5
		1	74	23.9	23.8	23.9	23.8	0	24.4	23.2	23.1	23.3	23.1	0	24.5
		36	0	24.0	23.8	23.9	23.7	0	24.4	23.3	23.1	23.2	23.1	0	24.5
		36	20	23.9	23.8	23.9	23.8	0	24.4	23.2	23.1	23.2	23.2	0	24.5
		36	39	23.8	23.8	24.0	23.8	0	24.4	23.2	23.1	23.3	23.2	0	24.5
	75	0	23.8	23.8	23.8	23.7	0	24.4	23.2	23.1	23.2	23.1	0	24.5	
	16QAM	1	0	23.8	23.8	23.8	23.8	0	24.4	23.3	23.0	23.1	23.1	0	24.5
		1	37	24.4	23.7	23.8	23.8	0	24.4	23.3	23.1	23.2	23.2	0	24.5
		1	74	23.7	23.7	23.8	23.4	0	24.4	23.2	23.1	23.2	23.1	0	24.5
		36	0	23.2	23.0	23.1	23.0	0.8	23.6	23.3	23.1	23.1	23.0	0.9	23.6
		36	20	23.1	23.0	23.1	23.1	0.8	23.6	23.1	23.1	23.1	23.1	0.9	23.6
		36	39	23.1	23.0	23.2	23.0	0.8	23.6	23.1	23.1	23.2	23.1	0.9	23.6
	75	0	23.0	23.0	23.1	22.8	0.8	23.6	23.1	23.1	23.1	23.0	0.9	23.6	
	64QAM	1	0	23.4	23.0	23.0	22.9	0.8	23.6	23.1	22.9	23.0	23.0	0.9	23.6
		1	37	23.1	23.1	23.1	23.1	0.8	23.6	23.1	23.0	23.1	22.9	0.9	23.6
		1	74	23.3	23.1	23.1	22.7	0.8	23.6	23.2	22.9	23.0	22.9	0.9	23.6
		36	0	22.1	22.0	22.0	22.0	1.8	22.6	22.2	22.0	22.1	22.0	1.9	22.6
		36	20	22.0	22.0	22.1	22.0	1.8	22.6	22.1	22.1	22.1	22.1	1.9	22.6
		36	39	22.0	22.0	22.1	22.0	1.8	22.6	22.1	22.1	22.2	22.1	1.9	22.6
	75	0	22.0	22.0	22.0	21.9	1.8	22.6	22.1	22.1	22.1	22.0	1.9	22.6	
	256QAM	1	0	20.0	19.9	20.0	20.1	3.8	20.6	20.2	20.0	20.0	19.9	3.9	20.6
		1	37	20.5	20.0	20.0	19.9	3.8	20.6	20.1	20.0	20.1	20.0	3.9	20.6
		1	74	19.8	20.1	20.1	19.9	3.8	20.6	20.1	20.0	20.1	20.0	3.9	20.6
36		0	20.2	20.0	20.0	19.9	3.8	20.6	20.2	20.1	20.1	20.0	3.9	20.6	
36		20	20.1	20.0	20.1	19.9	3.8	20.6	20.1	20.0	20.1	20.1	3.9	20.6	
36		39	20.1	20.0	20.1	20.0	3.8	20.6	20.1	20.0	20.2	20.1	3.9	20.6	
75	0	20.1	20.0	20.1	19.9	3.8	20.6	20.1	20.0	20.1	20.0	3.9	20.6		

LTE Band 48 Measured Results (ANT8) (continued)

BW (MHz)	Mode	RB Allocation	RB Offset	Mode A Power (dBm)						Mode B Power (dBm)						
				55290	55757	56223	56690	MPR	Max Power	55290	55757	56223	56690	MPR	Max Power	
				3555 MHz	3601.7 MHz	3648.3 MHz	3695 MHz			3555 MHz	3601.7 MHz	3648.3 MHz	3695 MHz			
10	QPSK	1	0	24.2	23.9	24.0	24.0	0	24.4	23.4	23.2	23.3	23.3	0	24.5	
		1	25	24.1	23.9	24.1	24.0	0	24.4	23.4	23.2	23.4	23.3	0	24.5	
		1	49	24.1	23.9	24.1	23.9	0	24.4	23.4	23.2	23.4	23.3	0	24.5	
		25	0	24.2	23.9	24.0	24.0	0	24.4	23.5	23.3	23.3	23.3	0	24.5	
		25	12	24.2	24.0	24.0	24.0	0	24.4	23.5	23.3	23.3	23.3	0	24.5	
		25	25	24.1	23.9	24.1	24.0	0	24.4	23.4	23.3	23.4	23.3	0	24.5	
	16QAM	50	0	24.1	23.9	24.0	24.0	0	24.4	23.5	23.3	23.3	23.3	0	24.5	
		1	0	24.2	24.0	23.9	24.0	0	24.4	23.5	23.4	23.3	23.3	0	24.5	
		1	25	24.2	23.9	24.0	24.0	0	24.4	23.5	23.3	23.3	23.3	0	24.5	
		1	49	24.2	24.0	23.9	23.9	0	24.4	23.5	23.4	23.3	23.2	0	24.5	
		25	0	23.4	23.2	23.2	23.2	0.8	23.6	23.4	23.2	23.2	23.2	0.9	23.6	
		25	12	23.4	23.2	23.2	23.2	0.8	23.6	23.4	23.2	23.2	23.2	0.9	23.6	
	64QAM	25	25	23.4	23.2	23.3	23.2	0.8	23.6	23.3	23.2	23.3	23.2	0.9	23.6	
		50	0	23.3	23.1	23.2	23.2	0.8	23.6	23.3	23.2	23.2	23.2	0.9	23.6	
		1	0	23.3	23.1	23.2	23.2	0.8	23.6	23.3	23.1	23.2	23.2	0.9	23.6	
		1	25	23.3	23.1	23.2	23.2	0.8	23.6	23.3	23.1	23.3	23.2	0.9	23.6	
		1	49	23.2	23.1	23.2	23.1	0.8	23.6	23.3	23.1	23.2	23.2	0.9	23.6	
		25	0	22.4	22.1	22.2	22.2	1.8	22.6	22.4	22.2	22.2	22.2	1.9	22.6	
	256QAM	25	12	22.4	22.1	22.2	22.2	1.8	22.6	22.4	22.2	22.2	22.2	1.9	22.6	
		25	25	22.3	22.2	22.3	22.2	1.8	22.6	22.4	22.2	22.3	22.2	1.9	22.6	
		50	0	22.3	22.2	22.2	22.2	1.8	22.6	22.4	22.2	22.2	22.2	1.9	22.6	
		1	0	20.4	20.0	20.1	20.1	3.8	20.6	20.3	20.1	20.1	20.1	3.9	20.6	
		1	25	20.4	20.1	20.3	20.1	3.8	20.6	20.3	20.2	20.3	20.1	3.9	20.6	
		1	49	20.3	20.1	20.2	20.1	3.8	20.6	20.3	20.1	20.2	20.1	3.9	20.6	
	5	QPSK	25	0	20.4	20.1	20.2	20.2	3.8	20.6	20.4	20.2	20.2	20.2	3.9	20.6
			25	12	20.4	20.2	20.2	20.2	3.8	20.6	20.4	20.2	20.2	20.2	3.9	20.6
			25	25	20.3	20.2	20.2	20.2	3.8	20.6	20.3	20.2	20.3	20.2	3.9	20.6
			50	0	20.3	20.1	20.2	20.2	3.8	20.6	20.3	20.2	20.2	20.2	3.9	20.6
			1	0	24.2	23.9	24.0	24.0	0	24.4	23.4	23.2	23.3	23.3	0	24.5
			1	12	24.2	24.0	24.1	24.0	0	24.4	23.5	23.3	23.4	23.3	0	24.5
16QAM		1	24	24.1	23.9	24.0	23.9	0	24.4	23.4	23.3	23.3	23.3	0	24.5	
		12	0	24.2	24.0	24.0	24.0	0	24.4	23.5	23.3	23.4	23.3	0	24.5	
		12	7	24.2	24.0	24.1	24.0	0	24.4	23.6	23.3	23.4	23.4	0	24.5	
		12	13	24.2	24.0	24.1	24.0	0	24.4	23.5	23.3	23.4	23.3	0	24.5	
		25	0	24.2	24.0	24.1	24.0	0	24.4	23.5	23.3	23.4	23.3	0	24.5	
		1	0	24.2	23.9	24.0	24.0	0	24.4	23.4	23.3	23.3	23.3	0	24.5	
64QAM		1	12	24.3	24.0	24.1	24.1	0	24.4	23.5	23.4	23.4	23.4	0	24.5	
		1	24	24.1	23.9	24.0	23.9	0	24.4	23.4	23.2	23.4	23.3	0	24.5	
		12	0	23.4	23.2	23.2	23.3	0.8	23.6	23.4	23.0	23.4	23.3	0.9	23.6	
		12	7	23.4	23.2	23.2	23.3	0.8	23.6	23.4	23.1	23.4	23.3	0.9	23.6	
		12	13	23.4	23.2	23.1	23.3	0.8	23.6	23.4	23.1	23.3	23.3	0.9	23.6	
		25	0	23.4	23.1	23.3	23.2	0.8	23.6	23.4	23.2	23.3	23.3	0.9	23.6	
256QAM		1	0	23.4	23.2	23.3	23.2	0.8	23.6	23.4	23.2	23.3	23.2	0.9	23.6	
		1	12	23.4	23.2	23.2	23.3	0.8	23.6	23.4	23.2	23.4	23.3	0.9	23.6	
		1	24	23.3	23.2	23.2	23.2	0.8	23.6	23.4	23.2	23.3	23.2	0.9	23.6	
		12	0	22.4	22.2	22.2	22.2	1.8	22.6	22.3	22.2	22.3	22.2	1.9	22.6	
		12	7	22.4	22.2	22.2	22.2	1.8	22.6	22.4	22.2	22.3	22.3	1.9	22.6	
		12	13	22.4	22.1	22.2	22.2	1.8	22.6	22.4	22.2	22.3	22.2	1.9	22.6	
256QAM		25	0	22.4	22.1	22.2	22.2	1.8	22.6	22.4	22.2	22.3	22.2	1.9	22.6	
		1	0	20.3	20.1	20.2	20.1	3.8	20.6	20.3	20.1	20.2	20.2	3.9	20.6	
		1	12	20.4	20.2	20.2	20.2	3.8	20.6	20.4	20.2	20.3	20.3	3.9	20.6	
		1	24	20.3	20.1	20.2	20.1	3.8	20.6	20.3	20.1	20.2	20.2	3.9	20.6	
		12	0	20.4	20.1	20.2	20.1	3.8	20.6	20.4	20.2	20.3	20.3	3.9	20.6	
		12	7	20.4	20.1	20.3	20.2	3.8	20.6	20.4	20.2	20.3	20.2	3.9	20.6	
12	13	20.4	20.1	20.2	20.2	3.8	20.6	20.4	20.2	20.3	20.2	3.9	20.6			
25	0	20.3	20.1	20.2	20.2	3.8	20.6	20.4	20.2	20.3	20.2	3.9	20.6			

LTE Band 48 Measured Results (ANT9)

BW (MHz)	Mode	RB Allocation	RB Offset	Mode A Power (dBm)						Mode B Power (dBm)					
				55340	55773	56207	56640	MPR	Max Power	55340	55773	56207	56640	MPR	Max Power
				3560 MHz	3603.3 MHz	3646.7 MHz	3690 MHz			3560 MHz	3603.3 MHz	3646.7 MHz	3690 MHz		
20	QPSK	1	0	22.7	22.7	23.0	22.7	0	23.1	19.3	19.5	19.4	19.2	0	20.7
		1	49	22.8	22.9	22.8	22.6	0	23.1	19.4	19.4	19.4	19.3	0	20.7
		1	99	22.8	22.9	22.8	22.6	0	23.1	19.4	19.4	19.3	19.3	0	20.7
		50	0	22.8	22.9	22.8	22.8	0	23.1	19.4	19.5	19.5	19.3	0	20.7
		50	24	22.8	23.0	22.9	22.8	0	23.1	19.5	19.5	19.5	19.4	0	20.7
		50	50	22.8	22.9	22.8	22.8	0	23.1	19.5	19.5	19.5	19.4	0	20.7
	100	0	22.8	22.9	22.9	22.7	0	23.1	19.5	19.5	19.4	19.3	0	20.7	
	16QAM	1	0	22.7	22.7	22.8	22.6	0	23.1	19.3	19.1	19.2	19.1	0	20.7
		1	49	22.8	22.8	22.6	22.8	0	23.1	19.3	19.4	19.4	19.4	0	20.7
		1	99	22.6	22.9	22.6	22.6	0	23.1	19.1	19.3	19.2	19.2	0	20.7
		50	0	22.7	22.6	22.6	22.6	0	23.1	19.3	19.3	19.2	19.1	0	20.7
		50	24	22.6	22.5	22.7	22.7	0	23.1	19.2	19.2	19.3	19.3	0	20.7
		50	50	22.6	22.6	22.7	22.7	0	23.1	19.1	19.1	19.2	19.3	0	20.7
	100	0	22.6	22.6	22.7	22.6	0	23.1	19.1	19.2	19.3	19.3	0	20.7	
	64QAM	1	0	22.6	22.8	22.3	22.6	0	23.1	19.4	19.4	19.2	19.1	0	20.7
		1	49	22.7	22.5	22.8	22.7	0	23.1	19.5	19.4	19.2	19.2	0	20.7
		1	99	22.4	22.3	22.5	22.6	0	23.1	19.1	19.1	19.1	19.1	0	20.7
		50	0	22.5	22.6	22.4	22.4	0.1	23.0	19.2	19.2	19.1	19.1	0	20.7
		50	24	22.5	22.5	22.6	22.5	0.1	23.0	19.1	19.1	19.3	19.3	0	20.7
		50	50	22.5	22.5	22.6	22.5	0.1	23.0	19.2	19.2	19.2	19.2	0	20.7
	100	0	22.5	22.5	22.6	22.5	0.1	23.0	19.2	19.1	19.3	19.2	0	20.7	
	256QAM	1	0	20.5	20.5	20.7	20.4	2.1	21.0	19.3	19.3	19.1	19.0	0	20.7
		1	49	20.4	20.2	20.7	20.4	2.1	21.0	18.9	19.1	19.1	19.5	0	20.7
		1	99	20.4	20.4	20.7	20.4	2.1	21.0	19.2	19.2	19.2	19.4	0	20.7
50		0	20.6	20.6	20.5	20.5	2.1	21.0	19.3	19.2	19.1	19.1	0	20.7	
50		24	20.5	20.5	20.6	20.6	2.1	21.0	19.1	19.2	19.3	19.2	0	20.7	
50		50	20.5	20.5	20.6	20.6	2.1	21.0	19.2	19.2	19.3	19.2	0	20.7	
100	0	20.4	20.5	20.6	20.5	2.1	21.0	19.2	19.1	19.3	19.2	0	20.7		
15	QPSK	1	0	22.6	22.6	22.6	22.5	0	23.1	19.1	19.1	19.2	19.1	0	20.7
		1	37	22.6	22.4	22.6	22.6	0	23.1	19.1	19.1	19.2	19.1	0	20.7
		1	74	22.5	22.6	22.8	22.5	0	23.1	19.1	19.3	19.2	19.1	0	20.7
		36	0	22.6	22.6	22.6	22.5	0	23.1	19.2	19.2	19.2	19.2	0	20.7
		36	20	22.6	22.5	22.6	22.5	0	23.1	19.3	19.1	19.2	19.2	0	20.7
		36	39	22.5	22.6	22.6	22.6	0	23.1	19.2	19.1	19.2	19.3	0	20.7
	75	0	22.6	22.5	22.5	22.5	0	23.1	19.2	19.2	19.1	19.2	0	20.7	
	16QAM	1	0	22.6	22.3	22.6	22.6	0	23.1	19.1	19.1	19.1	18.8	0	20.7
		1	37	22.6	22.5	22.8	22.6	0	23.1	19.0	19.3	19.1	19.1	0	20.7
		1	74	22.4	22.4	22.4	22.6	0	23.1	18.8	19.2	19.1	19.3	0	20.7
		36	0	22.6	22.6	22.5	22.6	0	23.1	19.2	19.3	19.2	19.2	0	20.7
		36	20	22.6	22.5	22.5	22.6	0	23.1	19.3	19.1	19.1	19.1	0	20.7
		36	39	22.6	22.5	22.7	22.7	0	23.1	19.2	19.2	19.2	19.2	0	20.7
	75	0	22.6	22.5	22.6	22.6	0	23.1	19.2	19.1	19.1	19.2	0	20.7	
	64QAM	1	0	22.5	22.4	22.2	22.5	0	23.1	19.0	19.0	19.3	18.9	0	20.7
		1	37	22.6	22.6	22.4	22.6	0	23.1	19.1	19.2	19.2	19.1	0	20.7
		1	74	22.5	22.5	22.3	22.6	0	23.1	19.0	19.2	19.0	19.6	0	20.7
		36	0	22.5	22.6	22.5	22.4	0.1	23.0	19.1	19.2	19.2	19.1	0	20.7
		36	20	22.5	22.5	22.5	22.4	0.1	23.0	19.2	19.2	19.2	19.1	0	20.7
		36	39	22.4	22.4	22.4	22.5	0.1	23.0	19.1	19.1	19.1	19.3	0	20.7
	75	0	22.5	22.4	22.4	22.4	0.1	23.0	19.3	19.2	19.1	19.1	0	20.7	
	256QAM	1	0	20.5	20.5	20.4	20.4	2.1	21.0	19.4	19.3	19.1	18.8	0	20.7
		1	37	20.5	20.5	20.4	20.5	2.1	21.0	19.3	19.0	19.3	19.0	0	20.7
		1	74	20.4	20.2	20.5	20.6	2.1	21.0	19.0	19.1	19.5	19.1	0	20.7
36		0	20.5	20.6	20.5	20.5	2.1	21.0	19.2	19.2	19.1	19.1	0	20.7	
36		20	20.5	20.4	20.5	20.5	2.1	21.0	19.3	19.1	19.1	19.2	0	20.7	
36		39	20.4	20.5	20.5	20.5	2.1	21.0	19.2	19.1	19.1	19.2	0	20.7	
75	0	20.5	20.4	20.5	20.5	2.1	21.0	19.2	19.1	19.1	19.1	0	20.7		

LTE Band 48 Measured Results (ANT9) (continued)

BW (MHz)	Mode	RB Allocation	RB Offset	Mode A Power (dBm)						Mode B Power (dBm)						
				55290	55757	56223	56690	MPR	Max Power	55290	55757	56223	56690	MPR	Max Power	
				3555 MHz	3601.7 MHz	3648.3 MHz	3695 MHz			3555 MHz	3601.7 MHz	3648.3 MHz	3695 MHz			
10	QPSK	1	0	22.7	22.7	22.7	22.7	0	23.1	19.4	19.3	19.3	19.3	0	20.7	
		1	25	22.7	22.7	22.8	22.7	0	23.1	19.4	19.3	19.4	19.4	0	20.7	
		1	49	22.7	22.7	22.8	22.7	0	23.1	19.4	19.3	19.4	19.4	0	20.7	
		25	0	22.7	22.8	22.7	22.6	0	23.1	19.4	19.4	19.3	19.3	0	20.7	
		25	12	22.7	22.8	22.8	22.7	0	23.1	19.4	19.4	19.4	19.4	0	20.7	
		25	25	22.7	22.7	22.8	22.7	0	23.1	19.4	19.3	19.4	19.4	0	20.7	
	16QAM	50	0	22.7	22.7	22.7	22.6	0	23.1	19.4	19.3	19.3	19.3	0	20.7	
		1	0	22.8	22.8	22.7	22.6	0	23.1	19.5	19.4	19.3	19.2	0	20.7	
		1	25	22.8	22.8	22.8	22.6	0	23.1	19.6	19.5	19.4	19.3	0	20.7	
		1	49	22.8	22.8	22.7	22.6	0	23.1	19.5	19.4	19.3	19.3	0	20.7	
		25	0	22.7	22.8	22.7	22.7	0	23.1	19.4	19.4	19.4	19.3	0	20.7	
		25	12	22.7	22.9	22.8	22.7	0	23.1	19.4	19.4	19.4	19.4	0	20.7	
	64QAM	25	25	22.7	22.7	22.8	22.7	0	23.1	19.4	19.3	19.5	19.4	0	20.7	
		50	0	22.8	22.7	22.7	22.6	0	23.1	19.4	19.3	19.4	19.3	0	20.7	
		1	0	22.7	22.8	22.7	22.7	0	23.1	19.3	19.3	19.3	19.4	0	20.7	
		1	25	22.7	22.8	22.7	22.7	0	23.1	19.3	19.4	19.3	19.4	0	20.7	
		1	49	22.7	22.7	22.7	22.7	0	23.1	19.3	19.3	19.3	19.4	0	20.7	
		25	0	22.7	22.7	22.6	22.6	0.1	23.0	19.4	19.4	19.3	19.3	0	20.7	
	256QAM	25	12	22.7	22.7	22.6	22.7	0.1	23.0	19.4	19.4	19.3	19.4	0	20.7	
		25	25	22.6	22.6	22.7	22.6	0.1	23.0	19.4	19.3	19.4	19.4	0	20.7	
		50	0	22.6	22.6	22.6	22.5	0.1	23.0	19.4	19.3	19.3	19.3	0	20.7	
		1	0	20.6	20.6	20.5	20.5	2.1	21.0	19.4	19.3	19.3	19.2	0	20.7	
		1	25	20.6	20.7	20.6	20.7	2.1	21.0	19.4	19.4	19.4	19.3	0	20.7	
		1	49	20.6	20.5	20.6	20.6	2.1	21.0	19.4	19.3	19.4	19.3	0	20.7	
	5	QPSK	25	0	20.7	20.7	20.6	20.6	2.1	21.0	19.4	19.4	19.3	19.3	0	20.7
			25	12	20.7	20.7	20.7	20.7	2.1	21.0	19.4	19.4	19.3	19.4	0	20.7
			25	25	20.6	20.6	20.7	20.7	2.1	21.0	19.4	19.3	19.4	19.4	0	20.7
			50	0	20.6	20.6	20.6	20.5	2.1	21.0	19.4	19.3	19.3	19.3	0	20.7
			1	0	22.7	22.7	22.7	22.6	0	23.1	19.4	19.1	19.2	19.3	0	20.7
			1	12	22.8	22.8	22.8	22.7	0	23.1	19.5	19.0	19.2	19.4	0	20.7
16QAM		1	24	22.7	22.7	22.7	22.6	0	23.1	19.4	19.1	19.2	19.3	0	20.7	
		12	0	22.7	22.8	22.7	22.7	0	23.1	19.4	19.1	19.2	19.3	0	20.7	
		12	7	22.8	22.8	22.8	22.7	0	23.1	19.5	19.2	19.2	19.4	0	20.7	
		12	13	22.8	22.8	22.8	22.7	0	23.1	19.5	19.1	19.2	19.4	0	20.7	
		25	0	22.7	22.8	22.7	22.7	0	23.1	19.4	19.1	19.2	19.3	0	20.7	
		25	12	22.7	22.7	22.7	22.7	0	23.1	19.4	19.3	19.6	19.3	0	20.7	
64QAM		1	12	22.8	22.8	22.8	22.8	0	23.1	19.5	19.2	19.4	19.4	0	20.7	
		1	24	22.7	22.8	22.8	22.7	0	23.1	19.4	19.2	19.3	19.3	0	20.7	
		12	0	22.8	22.8	22.8	22.8	0	23.1	19.4	19.1	19.2	19.3	0	20.7	
		12	7	22.8	22.8	22.8	22.8	0	23.1	19.4	19.1	19.1	19.3	0	20.7	
		12	13	22.8	22.8	22.7	22.7	0	23.1	19.4	19.1	19.2	19.3	0	20.7	
		25	0	22.7	22.9	22.8	22.7	0	23.1	19.4	19.1	19.1	19.4	0	20.7	
256QAM		1	0	22.7	22.8	22.7	22.7	0	23.1	19.4	19.2	19.1	19.3	0	20.7	
		1	12	22.8	22.8	22.8	22.8	0	23.1	19.5	19.4	19.5	19.4	0	20.7	
		1	24	22.7	22.8	22.8	22.7	0	23.1	19.4	19.3	19.4	19.4	0	20.7	
		12	0	22.7	22.6	22.6	22.6	0.1	23.0	19.4	19.1	19.2	19.4	0	20.7	
		12	7	22.7	22.7	22.7	22.6	0.1	23.0	19.5	19.1	19.2	19.4	0	20.7	
		25	0	22.6	22.7	22.6	22.6	0.1	23.0	19.3	19.2	19.2	19.4	0	20.7	
256QAM		1	0	20.6	20.7	20.5	20.6	2.1	21.0	19.3	19.3	19.2	19.3	0	20.7	
		1	12	20.7	20.7	20.7	20.7	2.1	21.0	19.4	19.3	19.2	19.3	0	20.7	
		1	24	20.5	20.7	20.6	20.6	2.1	21.0	19.3	19.4	19.5	19.3	0	20.7	
		12	0	20.7	20.7	20.7	20.6	2.1	21.0	19.4	19.2	19.2	19.3	0	20.7	
		12	7	20.7	20.7	20.7	20.7	2.1	21.0	19.5	19.3	19.1	19.4	0	20.7	
		12	13	20.7	20.7	20.7	20.7	2.1	21.0	19.4	19.2	19.1	19.4	0	20.7	
25	0	20.6	20.7	20.6	20.6	2.1	21.0	19.3	19.1	19.2	19.3	0	20.7			

LTE Band 48 Measured Results (ANT4)

BW (MHz)	Mode	RB Allocation	RB Offset	Mode A Power (dBm)						Mode B Power (dBm)						
				55340	55773	56207	56640	MPR	Max Power	55340	55773	56207	56640	MPR	Max Power	
				3560 MHz	3603.3 MHz	3646.7 MHz	3690 MHz			3560 MHz	3603.3 MHz	3646.7 MHz	3690 MHz			
20	QPSK	1	0	23.8	24.1	23.8	23.9	0	24.7	23.8	24.1	23.8	23.9	0	24.7	
		1	49	24.2	24.0	23.9	23.9	0	24.7	24.2	24.0	23.9	23.9	0	24.7	
		1	99	24.2	24.0	24.0	23.9	0	24.7	24.2	24.0	24.0	23.9	0	24.7	
		50	0	23.5	23.6	23.5	23.5	1	23.7	23.5	23.6	23.5	23.5	1	23.7	
		50	24	23.5	23.6	23.5	23.5	1	23.7	23.5	23.6	23.5	23.5	1	23.7	
		50	50	23.7	23.5	23.6	23.5	1	23.7	23.7	23.5	23.6	23.5	1	23.7	
	16QAM	100	0	23.6	23.6	23.6	23.5	1	23.7	23.6	23.6	23.6	23.5	1	23.7	
		1	0	23.6	23.5	23.6	23.6	1	23.7	23.6	23.5	23.6	23.6	1	23.7	
		1	49	23.7	23.5	23.7	23.7	1	23.7	23.7	23.5	23.7	23.7	1	23.7	
		1	99	23.6	23.2	23.4	23.5	1	23.7	23.6	23.2	23.4	23.5	1	23.7	
		50	0	22.6	22.5	22.5	22.5	2	22.7	22.6	22.5	22.5	22.5	2	22.7	
		50	24	22.6	22.5	22.6	22.5	2	22.7	22.6	22.5	22.6	22.5	2	22.7	
	64QAM	50	50	22.6	22.6	22.5	22.5	2	22.7	22.6	22.6	22.5	22.5	2	22.7	
		100	0	22.6	22.5	22.5	22.5	2	22.7	22.6	22.5	22.5	22.5	2	22.7	
		1	0	22.7	22.5	22.5	22.5	2	22.7	22.7	22.5	22.5	22.5	2	22.7	
		1	49	22.7	22.6	22.4	22.6	2	22.7	22.7	22.6	22.4	22.6	2	22.7	
		1	99	22.7	22.7	22.2	22.5	2	22.7	22.7	22.7	22.2	22.5	2	22.7	
		50	0	21.6	21.5	21.5	21.5	3	21.7	21.6	21.5	21.5	21.5	3	21.7	
	256QAM	50	24	21.6	21.6	21.4	21.5	3	21.7	21.6	21.6	21.4	21.5	3	21.7	
		50	50	21.6	21.5	21.5	21.5	3	21.7	21.6	21.5	21.5	21.5	3	21.7	
		100	0	21.6	21.4	21.6	21.5	3	21.7	21.6	21.4	21.6	21.5	3	21.7	
		1	0	19.5	19.6	19.4	19.4	5	19.7	19.5	19.6	19.4	19.4	5	19.7	
		1	49	19.5	19.3	19.5	19.4	5	19.7	19.5	19.3	19.5	19.4	5	19.7	
		1	99	19.6	19.5	19.3	19.3	5	19.7	19.6	19.5	19.3	19.3	5	19.7	
	15	QPSK	50	0	19.6	19.6	19.5	19.5	5	19.7	19.6	19.6	19.5	19.5	5	19.7
			50	24	19.7	19.5	19.4	19.5	5	19.7	19.7	19.5	19.4	19.5	5	19.7
			50	50	19.6	19.5	19.5	19.5	5	19.7	19.6	19.5	19.5	19.5	5	19.7
			100	0	19.6	19.5	19.4	19.5	5	19.7	19.6	19.5	19.4	19.5	5	19.7
			1	0	24.1	24.0	23.8	23.9	0	24.7	24.1	24.0	23.8	23.9	0	24.7
			1	37	24.1	24.0	23.9	24.0	0	24.7	24.1	24.0	23.9	24.0	0	24.7
16QAM		1	74	24.1	23.9	23.8	23.9	0	24.7	24.1	23.9	23.8	23.9	0	24.7	
		36	0	23.7	23.6	23.5	23.5	1	23.7	23.7	23.6	23.5	23.5	1	23.7	
		36	20	23.7	23.6	23.5	23.5	1	23.7	23.7	23.6	23.5	23.5	1	23.7	
		36	39	23.7	23.5	23.5	23.5	1	23.7	23.7	23.5	23.5	23.5	1	23.7	
		75	0	23.6	23.5	23.5	23.5	1	23.7	23.6	23.5	23.5	23.5	1	23.7	
		1	0	23.6	23.5	23.4	23.5	1	23.7	23.6	23.5	23.4	23.5	1	23.7	
64QAM		1	37	23.6	23.5	23.3	23.5	1	23.7	23.6	23.5	23.3	23.5	1	23.7	
		1	74	23.6	23.4	23.2	23.5	1	23.7	23.6	23.4	23.2	23.5	1	23.7	
		36	0	22.7	22.6	22.5	22.5	2	22.7	22.7	22.6	22.5	22.5	2	22.7	
		36	20	22.7	22.6	22.6	22.5	2	22.7	22.7	22.6	22.6	22.5	2	22.7	
		36	39	22.7	22.5	22.5	22.5	2	22.7	22.7	22.5	22.5	22.5	2	22.7	
		75	0	22.6	22.5	22.4	22.5	2	22.7	22.6	22.5	22.4	22.5	2	22.7	
256QAM		1	0	22.6	22.5	22.4	22.4	2	22.7	22.6	22.5	22.4	22.4	2	22.7	
		1	37	22.6	22.5	22.5	22.4	2	22.7	22.6	22.5	22.5	22.4	2	22.7	
		1	74	22.5	22.6	22.2	22.4	2	22.7	22.5	22.6	22.2	22.4	2	22.7	
		36	0	21.7	21.4	21.5	21.5	3	21.7	21.7	21.4	21.5	21.5	3	21.7	
		36	20	21.6	21.6	21.5	21.5	3	21.7	21.6	21.6	21.5	21.5	3	21.7	
		36	39	21.7	21.4	21.5	21.5	3	21.7	21.7	21.4	21.5	21.5	3	21.7	
256QAM		75	0	21.7	21.5	21.5	21.5	3	21.7	21.7	21.5	21.5	21.5	3	21.7	
		1	0	19.5	19.5	19.5	19.5	5	19.7	19.5	19.5	19.5	19.5	5	19.7	
		1	37	19.6	19.4	19.3	19.5	5	19.7	19.6	19.4	19.3	19.5	5	19.7	
		1	74	19.7	19.3	19.7	19.5	5	19.7	19.7	19.3	19.7	19.5	5	19.7	
		36	0	19.6	19.5	19.5	19.5	5	19.7	19.6	19.5	19.5	19.5	5	19.7	
		36	20	19.6	19.6	19.5	19.5	5	19.7	19.6	19.6	19.5	19.5	5	19.7	
256QAM	36	39	19.6	19.4	19.4	19.5	5	19.7	19.6	19.4	19.4	19.5	5	19.7		
	75	0	19.6	19.5	19.5	19.5	5	19.7	19.6	19.5	19.5	19.5	5	19.7		
	75	0	19.6	19.5	19.5	19.5	5	19.7	19.6	19.5	19.5	19.5	5	19.7		

LTE Band 48 Measured Results (ANT4) (continued)

BW (MHz)	Mode	RB Allocation	RB Offset	Mode A Power (dBm)						Mode B Power (dBm)						
				55290	55757	56223	56690	MPR	Max Power	55290	55757	56223	56690	MPR	Max Power	
				3555 MHz	3601.7 MHz	3648.3 MHz	3695 MHz			3555 MHz	3601.7 MHz	3648.3 MHz	3695 MHz			
10	QPSK	1	0	24.3	23.7	24.1	24.1	0	24.7	24.3	23.7	24.1	24.1	0	24.7	
		1	25	24.3	24.2	24.1	24.1	0	24.7	24.3	24.2	24.1	24.1	0	24.7	
		1	49	24.2	24.1	24.1	24.1	0	24.7	24.2	24.1	24.1	24.1	0	24.7	
		25	0	23.6	23.7	23.6	23.7	1	23.7	23.6	23.7	23.6	23.7	1	23.7	
		25	12	23.5	23.6	23.7	23.7	1	23.7	23.5	23.6	23.7	23.7	1	23.7	
		25	25	23.5	23.6	23.6	23.6	1	23.7	23.5	23.6	23.6	23.6	1	23.7	
	16QAM	1	0	23.6	23.6	23.7	23.6	1	23.7	23.6	23.6	23.7	23.6	1	23.7	
		1	25	23.7	23.6	23.7	23.5	1	23.7	23.7	23.6	23.7	23.5	1	23.7	
		1	49	23.6	23.6	23.7	23.5	1	23.7	23.6	23.6	23.7	23.5	1	23.7	
		25	0	22.6	22.6	22.6	22.6	2	22.7	22.6	22.6	22.6	22.6	2	22.7	
		25	12	22.6	22.7	22.6	22.7	2	22.7	22.6	22.7	22.6	22.7	2	22.7	
		25	25	22.5	22.7	22.6	22.6	2	22.7	22.5	22.7	22.6	22.6	2	22.7	
	64QAM	1	0	22.5	22.7	22.7	22.6	2	22.7	22.5	22.7	22.7	22.6	2	22.7	
		1	25	22.6	22.7	22.6	22.6	2	22.7	22.6	22.7	22.6	22.6	2	22.7	
		1	49	22.5	22.6	22.5	22.5	2	22.7	22.5	22.6	22.5	22.5	2	22.7	
		25	0	21.6	21.7	21.6	21.6	3	21.7	21.6	21.7	21.6	21.6	3	21.7	
		25	12	21.6	21.6	21.7	21.7	3	21.7	21.6	21.6	21.7	21.7	3	21.7	
		25	25	21.5	21.7	21.6	21.7	3	21.7	21.5	21.7	21.6	21.7	3	21.7	
	256QAM	1	0	19.5	19.6	19.5	19.5	5	19.7	19.5	19.6	19.5	19.5	5	19.7	
		1	25	19.6	19.7	19.6	19.6	5	19.7	19.6	19.7	19.6	19.6	5	19.7	
		1	49	19.4	19.6	19.5	19.5	5	19.7	19.4	19.6	19.5	19.5	5	19.7	
		25	0	19.6	19.7	19.6	19.6	5	19.7	19.6	19.7	19.6	19.6	5	19.7	
		25	12	19.5	19.7	19.7	19.7	5	19.7	19.5	19.7	19.7	19.7	5	19.7	
		25	25	19.5	19.7	19.6	19.7	5	19.7	19.5	19.7	19.6	19.7	5	19.7	
	5	QPSK	1	0	24.3	24.1	24.1	24.1	0	24.7	24.3	24.1	24.1	24.1	0	24.7
			1	12	24.4	24.2	24.2	24.2	0	24.7	24.4	24.2	24.2	24.2	0	24.7
			1	24	24.3	24.2	24.1	24.1	0	24.7	24.3	24.2	24.1	24.1	0	24.7
			12	0	23.6	23.6	23.7	23.7	1	23.7	23.6	23.6	23.7	23.7	1	23.7
			12	7	23.7	23.7	23.7	23.7	1	23.7	23.7	23.7	23.7	23.7	1	23.7
			12	13	23.6	23.6	23.7	23.6	1	23.7	23.6	23.6	23.7	23.6	1	23.7
16QAM		25	0	23.6	23.6	23.7	23.7	1	23.7	23.6	23.6	23.7	23.7	1	23.7	
		1	0	23.6	23.5	23.6	23.7	1	23.7	23.6	23.5	23.6	23.7	1	23.7	
		1	12	23.7	23.7	23.7	23.7	1	23.7	23.7	23.7	23.7	23.7	1	23.7	
		1	24	23.6	23.6	23.6	23.7	1	23.7	23.6	23.6	23.6	23.7	1	23.7	
		12	0	22.6	22.5	22.6	22.7	2	22.7	22.6	22.5	22.6	22.7	2	22.7	
		12	7	22.6	22.6	22.7	22.7	2	22.7	22.6	22.6	22.7	22.7	2	22.7	
64QAM		12	13	22.6	22.5	22.7	22.7	2	22.7	22.6	22.5	22.7	22.7	2	22.7	
		25	0	22.6	22.6	22.7	22.7	2	22.7	22.6	22.6	22.7	22.7	2	22.7	
		1	0	22.6	22.6	22.6	22.7	2	22.7	22.6	22.6	22.6	22.7	2	22.7	
		1	12	22.6	22.7	22.7	22.7	2	22.7	22.6	22.7	22.7	22.7	2	22.7	
		1	24	22.6	22.7	22.6	22.7	2	22.7	22.6	22.7	22.6	22.7	2	22.7	
		12	0	21.6	21.6	21.5	21.7	3	21.7	21.6	21.6	21.5	21.7	3	21.7	
256QAM		12	7	21.6	21.6	21.7	21.7	3	21.7	21.6	21.6	21.7	21.7	3	21.7	
		12	13	21.6	21.6	21.6	21.7	3	21.7	21.6	21.6	21.6	21.7	3	21.7	
		25	0	21.6	21.6	21.6	21.7	3	21.7	21.6	21.6	21.6	21.7	3	21.7	
		1	0	19.5	19.5	19.5	19.6	5	19.7	19.5	19.5	19.5	19.6	5	19.7	
		1	12	19.6	19.6	19.6	19.6	5	19.7	19.6	19.6	19.6	19.6	5	19.7	
		1	24	19.5	19.6	19.5	19.6	5	19.7	19.5	19.6	19.5	19.6	5	19.7	
10		QPSK	12	0	19.6	19.7	19.6	19.5	5	19.7	19.6	19.7	19.6	19.5	5	19.7
			12	7	19.6	19.7	19.7	19.6	5	19.7	19.6	19.7	19.7	19.6	5	19.7
			12	13	19.6	19.6	19.6	19.6	5	19.7	19.6	19.6	19.6	19.6	5	19.7
			12	13	19.6	19.6	19.6	19.6	5	19.7	19.6	19.6	19.6	19.6	5	19.7
			25	0	19.6	19.6	19.6	19.7	5	19.7	19.6	19.6	19.6	19.7	5	19.7
			25	0	19.6	19.6	19.6	19.7	5	19.7	19.6	19.6	19.6	19.7	5	19.7

LTE Band 53 Measured Results (ANT1)

BW (MHz)	Mode	RB Allocation	RB Offset	Mode A Power (dBm)				Mode B Power (dBm)			
				60197	MPR	Max Power	60197	MPR	Max Power		
				2489.2 MHz			2489.2 MHz				
10	QPSK	1	0	20.3	0	20.7	19.6	0	20.7		
		1	25	20.4	0	20.7	19.6	0	20.7		
		1	49	20.3	0	20.7	19.6	0	20.7		
		25	0	20.4	0	20.7	19.7	0	20.7		
		25	12	20.4	0	20.7	19.7	0	20.7		
		25	25	20.3	0	20.7	19.6	0	20.7		
		50	0	20.3	0	20.7	19.6	0	20.7		
	16QAM	1	0	20.5	0	20.7	19.9	0	20.7		
		1	25	20.5	0	20.7	19.9	0	20.7		
		1	49	20.4	0	20.7	19.8	0	20.7		
		25	0	20.4	0	20.7	19.7	0	20.7		
		25	12	20.4	0	20.7	19.7	0	20.7		
		25	25	20.4	0	20.7	19.7	0	20.7		
	64QAM	50	0	20.4	0	20.7	19.7	0	20.7		
		1	0	20.4	0	20.7	19.7	0	20.7		
		1	25	20.4	0	20.7	19.8	0	20.7		
		1	49	20.3	0	20.7	19.7	0	20.7		
		25	0	20.4	0	20.7	19.7	0	20.7		
		25	12	20.4	0	20.7	19.7	0	20.7		
		25	25	20.4	0	20.7	19.7	0	20.7		
	256QAM	50	0	20.4	0	20.7	19.7	0	20.7		
		1	0	20.5	0	20.7	19.8	0	20.7		
		1	25	20.4	0	20.7	19.8	0	20.7		
		1	49	20.3	0	20.7	19.7	0	20.7		
		25	0	20.4	0	20.7	19.8	0	20.7		
		25	12	20.4	0	20.7	19.7	0	20.7		
		25	25	20.4	0	20.7	19.7	0	20.7		
	50	0	20.3	0	20.7	19.7	0	20.7			
5	Mode	RB Allocation	RB Offset	Mode A Power (dBm)				Mode B Power (dBm)			
60197	MPR	Max Power	60197	MPR	Max Power						
2489.2 MHz			2489.2 MHz								
5	QPSK	1	0	20.4	0	20.7	19.7	0	20.7		
		1	12	20.5	0	20.7	19.8	0	20.7		
		1	24	20.4	0	20.7	19.7	0	20.7		
		12	0	20.5	0	20.7	19.7	0	20.7		
		12	7	20.4	0	20.7	19.7	0	20.7		
		12	13	20.4	0	20.7	19.6	0	20.7		
		25	0	20.4	0	20.7	19.6	0	20.7		
	16QAM	1	0	20.4	0	20.7	19.7	0	20.7		
		1	12	20.5	0	20.7	19.7	0	20.7		
		1	24	20.4	0	20.7	19.6	0	20.7		
		12	0	20.5	0	20.7	19.7	0	20.7		
		12	7	20.5	0	20.7	19.7	0	20.7		
		12	13	20.4	0	20.7	19.7	0	20.7		
	64QAM	25	0	20.4	0	20.7	19.7	0	20.7		
		1	0	20.4	0	20.7	19.8	0	20.7		
		1	12	20.5	0	20.7	19.8	0	20.7		
		1	24	20.4	0	20.7	19.8	0	20.7		
		12	0	20.5	0	20.7	19.7	0	20.7		
		12	7	20.4	0	20.7	19.7	0	20.7		
		12	13	20.4	0	20.7	19.6	0	20.7		
	256QAM	25	0	20.4	0	20.7	19.7	0	20.7		
		1	0	20.4	0	20.7	19.8	0	20.7		
		1	12	20.5	0	20.7	19.8	0	20.7		
		1	24	20.3	0	20.7	19.7	0	20.7		
		12	0	20.4	0	20.7	19.7	0	20.7		
		12	7	20.4	0	20.7	19.7	0	20.7		
		12	13	20.4	0	20.7	19.7	0	20.7		
	25	0	20.4	0	20.7	19.7	0	20.7			

LTE Band 53 Measured Results (ANT1) (continued)

BW (MHz)	Mode	RB Allocation	RB Offset	Mode A Power (dBm)				Mode B Power (dBm)			
				60197	2489.2 MHz	MPR	Max Power	60197	2489.2 MHz	MPR	Max Power
10	QPSK	1	0	20.3		0	20.7	19.6		0	20.7
		1	25	20.4		0	20.7	19.6		0	20.7
		1	49	20.3		0	20.7	19.6		0	20.7
		25	0	20.4		0	20.7	19.7		0	20.7
		25	12	20.4		0	20.7	19.7		0	20.7
		25	25	20.3		0	20.7	19.6		0	20.7
		50	0	20.3		0	20.7	19.6		0	20.7
	16QAM	1	0	20.5		0	20.7	19.9		0	20.7
		1	25	20.5		0	20.7	19.9		0	20.7
		1	49	20.4		0	20.7	19.8		0	20.7
		25	0	20.4		0	20.7	19.7		0	20.7
		25	12	20.4		0	20.7	19.7		0	20.7
		25	25	20.4		0	20.7	19.7		0	20.7
	64QAM	50	0	20.4		0	20.7	19.7		0	20.7
		1	0	20.4		0	20.7	19.7		0	20.7
		1	25	20.4		0	20.7	19.8		0	20.7
		1	49	20.3		0	20.7	19.7		0	20.7
		25	0	20.4		0	20.7	19.7		0	20.7
		25	12	20.4		0	20.7	19.7		0	20.7
		25	25	20.4		0	20.7	19.7		0	20.7
	256QAM	50	0	20.4		0	20.7	19.7		0	20.7
		1	0	20.5		0	20.7	19.8		0	20.7
		1	25	20.4		0	20.7	19.8		0	20.7
		1	49	20.3		0	20.7	19.7		0	20.7
		25	0	20.4		0	20.7	19.8		0	20.7
		25	12	20.4		0	20.7	19.7		0	20.7
		25	25	20.4		0	20.7	19.7		0	20.7
	50	0	20.3		0	20.7	19.7		0	20.7	
BW (MHz)	Mode	RB Allocation	RB Offset	Mode A Power (dBm)				Mode B Power (dBm)			
				60197	2489.2 MHz	MPR	Max Power	60197	2489.2 MHz	MPR	Max Power
5	QPSK	1	0	20.4		0	20.7	19.7		0	20.7
		1	12	20.5		0	20.7	19.8		0	20.7
		1	24	20.4		0	20.7	19.7		0	20.7
		12	0	20.5		0	20.7	19.7		0	20.7
		12	7	20.4		0	20.7	19.7		0	20.7
		12	13	20.4		0	20.7	19.6		0	20.7
		25	0	20.4		0	20.7	19.6		0	20.7
	16QAM	1	0	20.4		0	20.7	19.7		0	20.7
		1	12	20.5		0	20.7	19.7		0	20.7
		1	24	20.4		0	20.7	19.6		0	20.7
		12	0	20.5		0	20.7	19.7		0	20.7
		12	7	20.5		0	20.7	19.7		0	20.7
		12	13	20.4		0	20.7	19.7		0	20.7
	64QAM	25	0	20.4		0	20.7	19.7		0	20.7
		1	0	20.4		0	20.7	19.8		0	20.7
		1	12	20.5		0	20.7	19.8		0	20.7
		1	24	20.4		0	20.7	19.8		0	20.7
		12	0	20.5		0	20.7	19.7		0	20.7
		12	7	20.4		0	20.7	19.7		0	20.7
		12	13	20.4		0	20.7	19.6		0	20.7
	256QAM	25	0	20.4		0	20.7	19.7		0	20.7
		1	0	20.4		0	20.7	19.8		0	20.7
		1	12	20.5		0	20.7	19.8		0	20.7
		1	24	20.3		0	20.7	19.7		0	20.7
		12	0	20.4		0	20.7	19.7		0	20.7
		12	7	20.4		0	20.7	19.7		0	20.7
	12	13	20.4		0	20.7	19.7		0	20.7	
	25	0	20.4		0	20.7	19.7		0	20.7	

LTE Band 53 Measured Results (ANT2)

BW (MHz)	Mode	RB Allocation	RB Offset	Mode A Power (dBm)				Mode B Power (dBm)			
				60197		MPR	Max Power	60197		MPR	Max Power
				2489.2 MHz				2489.2 MHz			
10	QPSK	1	0	20.1		0	20.7	20.1		0	20.7
		1	25	20.0		0	20.7	20.0		0	20.7
		1	49	20.0		0	20.7	20.0		0	20.7
		25	0	20.1		0	20.7	20.1		0	20.7
		25	12	20.1		0	20.7	20.1		0	20.7
		25	25	20.0		0	20.7	20.0		0	20.7
		50	0	20.1		0	20.7	20.1		0	20.7
	16QAM	1	0	20.2		0	20.7	20.2		0	20.7
		1	25	20.2		0	20.7	20.2		0	20.7
		1	49	20.2		0	20.7	20.2		0	20.7
		25	0	20.2		0	20.7	20.2		0	20.7
		25	12	20.3		0	20.7	20.3		0	20.7
		25	25	20.2		0	20.7	20.2		0	20.7
	64QAM	50	0	20.2		0	20.7	20.2		0	20.7
		1	0	20.2		0	20.7	20.2		0	20.7
		1	25	20.2		0	20.7	20.2		0	20.7
		1	49	20.1		0	20.7	20.1		0	20.7
		25	0	20.2		0	20.7	20.2		0	20.7
		25	12	20.3		0	20.7	20.3		0	20.7
	256QAM	25	25	20.2		0	20.7	20.2		0	20.7
50		0	20.2		0	20.7	20.2		0	20.7	
1		0	18.6		2	18.7	18.6		2	18.7	
1		25	18.6		2	18.7	18.6		2	18.7	
1		49	18.4		2	18.7	18.4		2	18.7	
25		0	18.6		2	18.7	18.6		2	18.7	
25		12	18.6		2	18.7	18.6		2	18.7	
25	25	18.5		2	18.7	18.5		2	18.7		
50	0	18.5		2	18.7	18.5		2	18.7		
BW (MHz)	Mode	RB Allocation	RB Offset	Mode A Power (dBm)				Mode B Power (dBm)			
				60197		MPR	Max Power	60197		MPR	Max Power
				2489.2 MHz				2489.2 MHz			
5	QPSK	1	0	20.1		0	20.7	20.1		0	20.7
		1	12	20.2		0	20.7	20.2		0	20.7
		1	24	20.1		0	20.7	20.1		0	20.7
		12	0	20.2		0	20.7	20.2		0	20.7
		12	7	20.2		0	20.7	20.2		0	20.7
		12	13	20.1		0	20.7	20.1		0	20.7
		25	0	20.2		0	20.7	20.2		0	20.7
	16QAM	1	0	20.1		0	20.7	20.1		0	20.7
		1	12	20.2		0	20.7	20.2		0	20.7
		1	24	20.1		0	20.7	20.1		0	20.7
		12	0	20.2		0	20.7	20.2		0	20.7
		12	7	20.2		0	20.7	20.2		0	20.7
		12	13	20.1		0	20.7	20.1		0	20.7
	64QAM	25	0	20.2		0	20.7	20.2		0	20.7
		1	0	20.3		0	20.7	20.3		0	20.7
		1	12	20.3		0	20.7	20.3		0	20.7
		1	24	20.2		0	20.7	20.2		0	20.7
		12	0	20.2		0	20.7	20.2		0	20.7
		12	7	20.3		0	20.7	20.3		0	20.7
	256QAM	12	13	20.2		0	20.7	20.2		0	20.7
25		0	20.2		0	20.7	20.2		0	20.7	
1		0	18.5		2	18.7	18.5		2	18.7	
1		12	18.6		2	18.7	18.6		2	18.7	
1		24	18.5		2	18.7	18.5		2	18.7	
12		0	18.5		2	18.7	18.5		2	18.7	
12		7	18.6		2	18.7	18.6		2	18.7	
12	13	18.4		2	18.7	18.4		2	18.7		
25	0	18.5		2	18.7	18.5		2	18.7		

LTE Band 53 Measured Results (ANT2) (continued)

BW (MHz)	Mode	RB Allocation	RB Offset	Mode A Power (dBm)					Mode B Power (dBm)				
				60155	60197	60240	MPR	Max Power	60155	60197	60240	MPR	Max Power
				2485 MHz	2489.2 MHz	2493.5 MHz			2485 MHz	2489.2 MHz	2493.5 MHz		
3	QPSK	1	0	20.2	20.1	20.1	0	20.7	20.2	20.1	20.1	0	20.7
		1	8	20.3	20.2	20.2	0	20.7	20.3	20.2	20.2	0	20.7
		1	14	20.2	20.1	20.1	0	20.7	20.2	20.1	20.1	0	20.7
		8	0	20.3	20.2	20.2	0	20.7	20.3	20.2	20.2	0	20.7
		8	4	20.3	20.2	20.3	0	20.7	20.3	20.2	20.3	0	20.7
		8	7	20.2	20.2	20.2	0	20.7	20.2	20.2	20.2	0	20.7
	16QAM	15	0	20.3	20.2	20.2	0	20.7	20.3	20.2	20.2	0	20.7
		1	0	20.2	20.2	20.1	0	20.7	20.2	20.2	20.1	0	20.7
		1	8	20.3	20.2	20.2	0	20.7	20.3	20.2	20.2	0	20.7
		1	14	20.2	20.1	20.1	0	20.7	20.2	20.1	20.1	0	20.7
		8	0	20.3	20.2	20.2	0	20.7	20.3	20.2	20.2	0	20.7
		8	4	20.3	20.2	20.3	0	20.7	20.3	20.2	20.3	0	20.7
	64QAM	8	7	20.2	20.2	20.2	0	20.7	20.2	20.2	20.2	0	20.7
		15	0	20.3	20.2	20.2	0	20.7	20.3	20.2	20.2	0	20.7
		1	0	20.2	20.1	20.1	0	20.7	20.2	20.1	20.1	0	20.7
		1	8	20.3	20.2	20.2	0	20.7	20.3	20.2	20.2	0	20.7
		1	14	20.2	20.2	20.1	0	20.7	20.2	20.2	20.1	0	20.7
		8	0	20.3	20.2	20.2	0	20.7	20.3	20.2	20.2	0	20.7
	256QAM	8	4	20.3	20.2	20.2	0	20.7	20.3	20.2	20.2	0	20.7
		8	7	20.2	20.1	20.2	0	20.7	20.2	20.1	20.2	0	20.7
		15	0	20.3	20.2	20.2	0	20.7	20.3	20.2	20.2	0	20.7
		1	0	18.5	18.4	18.4	2	18.7	18.5	18.4	18.4	2	18.7
		1	8	18.6	18.5	18.5	2	18.7	18.6	18.5	18.5	2	18.7
		1	14	18.4	18.4	18.5	2	18.7	18.4	18.4	18.5	2	18.7
1.4	QPSK	8	0	18.6	18.5	18.5	2	18.7	18.6	18.5	18.5	2	18.7
		8	4	18.6	18.5	18.5	2	18.7	18.6	18.5	18.5	2	18.7
		8	7	18.5	18.4	18.5	2	18.7	18.5	18.4	18.5	2	18.7
		15	0	18.6	18.5	18.5	2	18.7	18.6	18.5	18.5	2	18.7
		1	0	20.2	20.2	20.2	0	20.7	20.2	20.2	20.2	0	20.7
		1	3	20.3	20.2	20.2	0	20.7	20.3	20.2	20.2	0	20.7
	16QAM	1	5	20.2	20.1	20.2	0	20.7	20.2	20.1	20.2	0	20.7
		3	0	20.3	20.2	20.2	0	20.7	20.3	20.2	20.2	0	20.7
		3	1	20.3	20.2	20.2	0	20.7	20.3	20.2	20.2	0	20.7
		3	3	20.3	20.2	20.2	0	20.7	20.3	20.2	20.2	0	20.7
		6	0	20.3	20.2	20.1	0	20.7	20.3	20.2	20.1	0	20.7
		1	0	20.2	20.1	20.1	0	20.7	20.2	20.1	20.1	0	20.7
	64QAM	1	3	20.2	20.1	20.1	0	20.7	20.2	20.1	20.1	0	20.7
		1	5	20.1	20.0	20.1	0	20.7	20.1	20.0	20.1	0	20.7
		3	0	20.3	20.2	20.2	0	20.7	20.3	20.2	20.2	0	20.7
		3	1	20.3	20.2	20.2	0	20.7	20.3	20.2	20.2	0	20.7
		3	3	20.3	20.2	20.2	0	20.7	20.3	20.2	20.2	0	20.7
		6	0	20.2	20.1	20.1	0	20.7	20.2	20.1	20.1	0	20.7
256QAM	1	0	20.3	20.2	20.2	0	20.7	20.3	20.2	20.2	0	20.7	
	1	3	20.3	20.2	20.2	0	20.7	20.3	20.2	20.2	0	20.7	
	1	5	20.2	20.2	20.2	0	20.7	20.2	20.2	20.2	0	20.7	
	3	0	20.3	20.2	20.2	0	20.7	20.3	20.2	20.2	0	20.7	
	3	1	20.3	20.2	20.2	0	20.7	20.3	20.2	20.2	0	20.7	
	6	0	20.2	20.1	20.1	0	20.7	20.2	20.1	20.1	0	20.7	
256QAM	1	0	18.6	18.5	18.4	2	18.7	18.6	18.5	18.4	2	18.7	
	1	3	18.5	18.6	18.5	2	18.7	18.5	18.6	18.5	2	18.7	
	1	5	18.5	18.4	18.5	2	18.7	18.5	18.4	18.5	2	18.7	
	3	0	18.6	18.5	18.5	2	18.7	18.6	18.5	18.5	2	18.7	
	3	1	18.6	18.5	18.5	2	18.7	18.6	18.5	18.5	2	18.7	
	3	3	18.5	18.5	18.5	2	18.7	18.5	18.5	18.5	2	18.7	

LTE Band 66 Measured Results (ANT1)

BW (MHz)	Mode	RB Allocation	RB Offset	Mode A Power (dBm)					Mode B Power (dBm)				
				132072	132322	132572	MPR	Max Power	132072	132322	132572	MPR	Max Power
				1720 MHz	1745 MHz	1770 MHz			1720 MHz	1745 MHz	1770 MHz		
20	QPSK	1	0	24.8	24.8	24.7	0	25.7	19.1	19.1	19.0	0	20.4
		1	49	24.8	24.7	24.5	0	25.7	19.1	19.1	18.9	0	20.4
		1	99	24.8	24.7	24.5	0	25.7	19.1	19.0	18.8	0	20.4
		50	0	24.2	24.0	24.0	1	24.7	19.2	19.1	19.0	0	20.4
		50	24	24.2	24.1	24.0	1	24.7	19.2	19.1	19.0	0	20.4
		50	50	24.1	24.0	23.9	1	24.7	19.2	19.0	19.0	0	20.4
	16QAM	100	0	24.1	24.0	24.0	1	24.7	19.1	19.1	19.1	0	20.4
		1	0	24.7	24.7	24.5	1	24.7	19.4	19.3	19.2	0	20.4
		1	49	24.7	24.7	24.7	1	24.7	19.6	19.4	19.5	0	20.4
		1	99	24.6	24.7	24.6	1	24.7	19.3	19.3	19.2	0	20.4
		50	0	23.5	23.5	23.5	2	23.7	19.2	19.2	19.1	0	20.4
		50	24	23.5	23.5	23.5	2	23.7	19.3	19.2	19.1	0	20.4
	64QAM	50	50	23.5	23.5	23.4	2	23.7	19.3	19.2	19.1	0	20.4
		100	0	23.5	23.5	23.4	2	23.7	19.3	19.1	19.1	0	20.4
		1	0	23.6	23.7	23.5	2	23.7	19.4	19.3	19.2	0	20.4
		1	49	23.7	23.7	23.6	2	23.7	19.4	19.4	19.3	0	20.4
		1	99	23.6	23.7	23.5	2	23.7	19.3	19.3	19.1	0	20.4
		50	0	22.5	22.5	22.4	3	22.7	19.2	19.1	19.1	0	20.4
	256QAM	50	24	22.5	22.5	22.5	3	22.7	19.2	19.1	19.1	0	20.4
		50	50	22.5	22.5	22.4	3	22.7	19.2	19.1	19.1	0	20.4
		100	0	22.5	22.5	22.4	3	22.7	19.2	19.1	19.1	0	20.4
		1	0	20.6	20.6	20.6	5	20.7	19.3	19.3	19.3	0	20.4
		1	49	20.6	20.7	20.5	5	20.7	19.4	19.3	19.2	0	20.4
		1	99	20.7	20.6	20.5	5	20.7	19.4	19.3	19.2	0	20.4
15	QPSK	50	0	20.5	20.5	20.4	5	20.7	19.2	19.2	19.1	0	20.4
		50	24	20.5	20.5	20.5	5	20.7	19.3	19.2	19.1	0	20.4
		50	50	20.5	20.5	20.4	5	20.7	19.2	19.1	19.1	0	20.4
		100	0	20.5	20.5	20.4	5	20.7	19.2	19.1	19.1	0	20.4
		1	0	25.1	25.1	25.1	0	25.7	19.2	19.1	19.0	0	20.4
		1	37	25.1	25.2	25.1	0	25.7	19.2	19.1	19.1	0	20.4
16QAM	QPSK	1	74	25.1	25.2	25.0	0	25.7	19.2	19.1	19.0	0	20.4
		36	0	24.4	24.5	24.5	1	24.7	19.2	19.2	19.1	0	20.4
		36	20	24.5	24.5	24.5	1	24.7	19.2	19.1	19.1	0	20.4
		36	39	24.5	24.5	24.4	1	24.7	19.2	19.1	19.1	0	20.4
		75	0	24.5	24.5	24.4	1	24.7	19.2	19.1	19.1	0	20.4
		1	0	24.5	24.5	24.4	1	24.7	19.2	19.2	19.3	0	20.4
64QAM	16QAM	1	37	24.5	24.6	24.4	1	24.7	19.3	19.3	19.3	0	20.4
		1	74	24.5	24.6	24.4	1	24.7	19.3	19.2	19.2	0	20.4
		36	0	23.5	23.5	23.5	2	23.7	19.2	19.2	19.1	0	20.4
		36	20	23.5	23.5	23.5	2	23.7	19.2	19.1	19.1	0	20.4
		36	39	23.5	23.5	23.4	2	23.7	19.2	19.1	19.1	0	20.4
		75	0	23.5	23.4	23.5	2	23.7	19.2	19.1	19.1	0	20.4
256QAM	64QAM	1	0	23.7	23.7	23.6	2	23.7	19.3	19.3	19.2	0	20.4
		1	37	23.7	23.7	23.6	2	23.7	19.4	19.3	19.2	0	20.4
		1	74	23.7	23.7	23.6	2	23.7	19.4	19.3	19.1	0	20.4
		36	0	22.5	22.4	22.5	3	22.7	19.2	19.1	19.1	0	20.4
		36	20	22.5	22.4	22.5	3	22.7	19.2	19.1	19.1	0	20.4
		36	39	22.5	22.5	22.5	3	22.7	19.2	19.1	19.1	0	20.4
256QAM	256QAM	75	0	22.5	22.5	22.5	3	22.7	19.2	19.1	19.1	0	20.4
		1	0	20.5	20.6	20.6	5	20.7	19.3	19.2	19.2	0	20.4
		1	37	20.6	20.6	20.5	5	20.7	19.4	19.3	19.2	0	20.4
		1	74	20.7	20.7	20.6	5	20.7	19.4	19.2	19.2	0	20.4
		36	0	20.4	20.5	20.5	5	20.7	19.2	19.1	19.1	0	20.4
		36	20	20.5	20.5	20.5	5	20.7	19.2	19.2	19.1	0	20.4
36	39	20.5	20.5	20.5	5	20.7	19.2	19.1	19.1	0	20.4		
75	0	20.5	20.4	20.5	5	20.7	19.2	19.1	19.1	0	20.4		

LTE Band 66 Measured Results (ANT1) (continued)

BW (MHz)	Mode	RB Allocation	RB Offset	Mode A Power (dBm)					Mode B Power (dBm)					
				132022	132322	132622	MPR	Max Power	132022	132322	132622	MPR	Max Power	
				1715 MHz	1745 MHz	1775 MHz			1715 MHz	1745 MHz	1775 MHz			
10	QPSK	1	0	25.3	25.3	25.3	0	25.7	19.3	19.3	19.2	0	20.4	
		1	25	25.3	25.3	25.3	0	25.7	19.3	19.3	19.2	0	20.4	
		1	49	25.3	25.3	25.2	0	25.7	19.3	19.2	19.2	0	20.4	
		25	0	24.6	24.6	24.6	1	24.7	19.4	19.3	19.2	0	20.4	
		25	12	24.7	24.6	24.6	1	24.7	19.4	19.3	19.2	0	20.4	
		25	25	24.7	24.7	24.6	1	24.7	19.4	19.2	19.2	0	20.4	
	16QAM	50	0	24.7	24.6	24.6	1	24.7	19.4	19.2	19.2	0	20.4	
		1	0	24.7	24.7	24.7	1	24.7	19.5	19.5	19.3	0	20.4	
		1	25	24.7	24.7	24.7	1	24.7	19.5	19.4	19.3	0	20.4	
		1	49	24.7	24.7	24.7	1	24.7	19.5	19.4	19.3	0	20.4	
		25	0	23.6	23.6	23.6	2	23.7	19.4	19.3	19.2	0	20.4	
		25	12	23.7	23.6	23.6	2	23.7	19.4	19.3	19.2	0	20.4	
	64QAM	25	25	23.7	23.7	23.6	2	23.7	19.4	19.2	19.2	0	20.4	
		50	0	23.7	23.6	23.6	2	23.7	19.4	19.3	19.2	0	20.4	
		1	0	23.7	23.7	23.7	2	23.7	19.6	19.6	19.4	0	20.4	
		1	25	23.7	23.7	23.7	2	23.7	19.6	19.6	19.4	0	20.4	
		1	49	23.7	23.7	23.6	2	23.7	19.5	19.6	19.4	0	20.4	
		25	0	22.6	22.6	22.6	3	22.7	19.4	19.3	19.2	0	20.4	
	256QAM	25	12	22.7	22.6	22.6	3	22.7	19.4	19.3	19.3	0	20.4	
		25	25	22.7	22.7	22.6	3	22.7	19.4	19.3	19.2	0	20.4	
		50	0	22.7	22.6	22.6	3	22.7	19.4	19.3	19.2	0	20.4	
		1	0	20.7	20.7	20.7	5	20.7	19.4	19.4	19.3	0	20.4	
		1	25	20.7	20.7	20.7	5	20.7	19.4	19.5	19.3	0	20.4	
		1	49	20.7	20.7	20.7	5	20.7	19.4	19.3	19.3	0	20.4	
	5	QPSK	25	0	20.6	20.6	20.6	5	20.7	19.3	19.3	19.2	0	20.4
			25	12	20.7	20.6	20.6	5	20.7	19.4	19.3	19.2	0	20.4
			25	25	20.6	20.7	20.6	5	20.7	19.3	19.2	19.2	0	20.4
			50	0	20.6	20.6	20.6	5	20.7	19.3	19.3	19.2	0	20.4
			131997	132322	132647	MPR	Max Power	131997	132322	132647	MPR	Max Power		
			1712.5 MHz	1745 MHz	1777.5 MHz			1712.5 MHz	1745 MHz	1777.5 MHz				
5	QPSK	1	0	25.3	25.3	25.2	0	25.7	19.3	19.3	19.1	0	20.4	
		1	12	25.4	25.5	25.4	0	25.7	19.4	19.4	19.3	0	20.4	
		1	24	25.3	25.3	25.2	0	25.7	19.3	19.3	19.1	0	20.4	
		12	0	24.6	24.6	24.6	1	24.7	19.3	19.2	19.2	0	20.4	
		12	7	24.7	24.6	24.6	1	24.7	19.4	19.3	19.2	0	20.4	
		12	13	24.6	24.6	24.6	1	24.7	19.3	19.3	19.2	0	20.4	
	16QAM	25	0	24.6	24.6	24.6	1	24.7	19.3	19.2	19.2	0	20.4	
		1	0	24.7	24.7	24.7	1	24.7	19.4	19.4	19.3	0	20.4	
		1	12	24.7	24.7	24.7	1	24.7	19.5	19.5	19.4	0	20.4	
		1	24	24.7	24.7	24.7	1	24.7	19.4	19.4	19.4	0	20.4	
		12	0	23.7	23.6	23.7	2	23.7	19.3	19.3	19.2	0	20.4	
		12	7	23.7	23.6	23.7	2	23.7	19.4	19.3	19.2	0	20.4	
	64QAM	12	13	23.7	23.7	23.7	2	23.7	19.4	19.4	19.2	0	20.4	
		25	0	23.6	23.6	23.6	2	23.7	19.3	19.2	19.2	0	20.4	
		1	0	23.7	23.7	23.7	2	23.7	19.5	19.3	19.3	0	20.4	
		1	12	23.7	23.7	23.7	2	23.7	19.5	19.4	19.3	0	20.4	
		1	24	23.7	23.7	23.7	2	23.7	19.5	19.4	19.2	0	20.4	
		12	0	22.7	22.6	22.6	3	22.7	19.4	19.3	19.2	0	20.4	
	256QAM	12	7	22.7	22.7	22.6	3	22.7	19.4	19.4	19.3	0	20.4	
		25	0	22.6	22.6	22.6	3	22.7	19.4	19.3	19.2	0	20.4	
		1	0	20.6	20.7	20.7	5	20.7	19.5	19.4	19.3	0	20.4	
		1	12	20.7	20.7	20.7	5	20.7	19.5	19.6	19.3	0	20.4	
		1	24	20.7	20.7	20.7	5	20.7	19.4	19.4	19.3	0	20.4	
		12	0	20.6	20.6	20.6	5	20.7	19.4	19.3	19.2	0	20.4	
	5	QPSK	12	7	20.7	20.6	20.6	5	20.7	19.4	19.3	19.2	0	20.4
			12	13	20.6	20.7	20.6	5	20.7	19.4	19.3	19.2	0	20.4
			25	0	20.6	20.6	20.6	5	20.7	19.4	19.3	19.2	0	20.4
			1	0	20.6	20.7	20.7	5	20.7	19.5	19.4	19.3	0	20.4
			1	12	20.7	20.7	20.7	5	20.7	19.5	19.6	19.3	0	20.4
			1	24	20.7	20.7	20.7	5	20.7	19.4	19.4	19.3	0	20.4

LTE Band 66 Measured Results (ANT1) (continued)

BW (MHz)	Mode	RB Allocation	RB Offset	Mode A Power (dBm)					Mode B Power (dBm)				
				131987	132322	132657	MPR	Max Power	131987	132322	132657	MPR	Max Power
				1711.5 MHz	1745 MHz	1778.5 MHz			1711.5 MHz	1745 MHz	1778.5 MHz		
3	QPSK	1	0	25.2	25.3	25.2	0	25.7	19.2	19.2	19.1	0	20.4
		1	8	25.3	25.4	25.3	0	25.7	19.4	19.3	19.2	0	20.4
		1	14	25.2	25.2	25.2	0	25.7	19.3	19.3	19.1	0	20.4
		8	0	24.6	24.6	24.5	1	24.7	19.4	19.3	19.2	0	20.4
		8	4	24.7	24.7	24.6	1	24.7	19.4	19.4	19.2	0	20.4
		8	7	24.6	24.7	24.6	1	24.7	19.4	19.4	19.2	0	20.4
	16QAM	15	0	24.6	24.6	24.5	1	24.7	19.3	19.2	19.2	0	20.4
		1	0	24.6	24.6	24.6	1	24.7	19.4	19.4	19.3	0	20.4
		1	8	24.7	24.7	24.7	1	24.7	19.5	19.5	19.4	0	20.4
		1	14	24.7	24.7	24.7	1	24.7	19.4	19.4	19.3	0	20.4
		8	0	23.7	23.6	23.6	2	23.7	19.4	19.3	19.2	0	20.4
		8	4	23.7	23.7	23.6	2	23.7	19.4	19.4	19.3	0	20.4
	64QAM	8	7	23.7	23.7	23.6	2	23.7	19.4	19.4	19.3	0	20.4
		15	0	23.7	23.6	23.5	2	23.7	19.4	19.3	19.2	0	20.4
		1	0	23.6	23.7	23.7	2	23.7	19.6	19.5	19.4	0	20.4
		1	8	23.7	23.7	23.7	2	23.7	19.5	19.6	19.4	0	20.4
		1	14	23.6	23.7	23.7	2	23.7	19.5	19.5	19.4	0	20.4
		8	0	22.7	22.6	22.6	3	22.7	19.4	19.3	19.2	0	20.4
	256QAM	8	4	22.7	22.7	22.6	3	22.7	19.4	19.4	19.2	0	20.4
		8	7	22.7	22.7	22.6	3	22.7	19.4	19.4	19.2	0	20.4
		15	0	22.7	22.6	22.6	3	22.7	19.4	19.3	19.2	0	20.4
		1	0	20.6	20.6	20.5	5	20.7	19.4	19.3	19.2	0	20.4
		1	8	20.7	20.7	20.7	5	20.7	19.6	19.5	19.4	0	20.4
		1	14	20.7	20.7	20.6	5	20.7	19.4	19.4	19.2	0	20.4
1.4	QPSK	8	0	20.7	20.6	20.6	5	20.7	19.3	19.2	19.2	0	20.4
		8	4	20.7	20.7	20.6	5	20.7	19.4	19.4	19.2	0	20.4
		8	7	20.7	20.7	20.6	5	20.7	19.4	19.4	19.2	0	20.4
		15	0	20.6	20.6	20.6	5	20.7	19.4	19.2	19.2	0	20.4
		1	0	25.3	25.3	25.2	0	25.7	19.3	19.3	19.2	0	20.4
		1	3	25.3	25.3	25.3	0	25.7	19.3	19.3	19.2	0	20.4
	16QAM	1	5	25.3	25.3	25.2	0	25.7	19.3	19.3	19.2	0	20.4
		3	0	25.3	25.3	25.2	0	25.7	19.3	19.3	19.2	0	20.4
		3	1	25.3	25.3	25.3	0	25.7	19.3	19.3	19.2	0	20.4
		3	3	25.3	25.3	25.2	0	25.7	19.4	19.3	19.2	0	20.4
		6	0	24.6	24.6	24.5	1	24.7	19.3	19.3	19.2	0	20.4
		1	0	24.7	24.7	24.7	1	24.7	19.4	19.5	19.3	0	20.4
64QAM	1	3	24.7	24.7	24.6	1	24.7	19.5	19.4	19.3	0	20.4	
	1	5	24.7	24.7	24.6	1	24.7	19.4	19.4	19.3	0	20.4	
	3	0	24.7	24.7	24.6	1	24.7	19.4	19.4	19.2	0	20.4	
	3	1	24.7	24.7	24.6	1	24.7	19.4	19.4	19.2	0	20.4	
	3	3	24.7	24.7	24.6	1	24.7	19.4	19.4	19.2	0	20.4	
	6	0	23.6	23.7	23.5	2	23.7	19.3	19.3	19.2	0	20.4	
256QAM	1	0	23.7	23.7	23.6	2	23.7	19.5	19.5	19.4	0	20.4	
	1	3	23.7	23.7	23.7	2	23.7	19.6	19.5	19.4	0	20.4	
	1	5	23.7	23.7	23.6	2	23.7	19.5	19.5	19.3	0	20.4	
	3	0	23.6	23.7	23.6	2	23.7	19.4	19.4	19.2	0	20.4	
	3	1	23.7	23.7	23.6	2	23.7	19.4	19.4	19.2	0	20.4	
	3	3	23.7	23.7	23.6	2	23.7	19.4	19.4	19.2	0	20.4	
256QAM	6	0	22.6	22.6	22.6	3	22.7	19.3	19.3	19.2	0	20.4	
	1	0	20.7	20.7	20.6	5	20.7	19.4	19.5	19.4	0	20.4	
	1	3	20.7	20.7	20.6	5	20.7	19.4	19.5	19.3	0	20.4	
	1	5	20.6	20.7	20.6	5	20.7	19.4	19.5	19.2	0	20.4	
	3	0	20.7	20.7	20.6	5	20.7	19.4	19.4	19.2	0	20.4	
	3	1	20.7	20.7	20.6	5	20.7	19.4	19.4	19.2	0	20.4	
256QAM	3	3	20.7	20.7	20.6	5	20.7	19.4	19.4	19.2	0	20.4	
	6	0	20.5	20.7	20.5	5	20.7	19.4	19.1	19.2	0	20.4	

LTE Band 66 Measured Results (ANT2)

BW (MHz)	Mode	RB Allocation	RB Offset	Mode A Power (dBm)					Mode B Power (dBm)				
				132072	132322	132572	MPR	Max Power	132072	132322	132572	MPR	Max Power
				1720 MHz	1745 MHz	1770 MHz			1720 MHz	1745 MHz	1770 MHz		
20	QPSK	1	0	17.5	17.6	17.4	0	18.8	17.2	17.2	17.0	0	18.6
		1	49	17.5	17.5	17.3	0	18.8	17.2	17.1	16.9	0	18.6
		1	99	17.5	17.4	17.2	0	18.8	17.2	17.0	16.8	0	18.6
		50	0	17.5	17.5	17.4	0	18.8	17.2	17.1	17.1	0	18.6
		50	24	17.6	17.5	17.3	0	18.8	17.2	17.1	17.0	0	18.6
		50	50	17.6	17.5	17.4	0	18.8	17.2	17.1	16.9	0	18.6
	16QAM	100	0	17.6	17.5	17.3	0	18.8	17.2	17.1	17.0	0	18.6
		1	0	18.1	18.1	18.0	0	18.8	17.6	17.6	17.5	0	18.6
		1	49	18.1	18.2	18.1	0	18.8	17.6	17.7	17.5	0	18.6
		1	99	18.1	18.2	17.9	0	18.8	17.6	17.6	17.4	0	18.6
		50	0	17.7	17.8	17.7	0	18.8	17.2	17.3	17.2	0	18.6
		50	24	17.8	17.7	17.7	0	18.8	17.3	17.2	17.2	0	18.6
	64QAM	50	50	17.8	17.8	17.7	0	18.8	17.2	17.3	17.1	0	18.6
		100	0	17.8	17.7	17.7	0	18.8	17.2	17.2	17.2	0	18.6
		1	0	17.9	18.0	17.9	0	18.8	17.4	17.5	17.3	0	18.6
		1	49	17.9	18.0	17.9	0	18.8	17.4	17.4	17.3	0	18.6
		1	99	18.0	18.0	17.7	0	18.8	17.4	17.4	17.1	0	18.6
		50	0	17.7	17.8	17.7	0	18.8	17.2	17.3	17.2	0	18.6
	256QAM	50	24	17.8	17.7	17.7	0	18.8	17.3	17.2	17.2	0	18.6
		50	50	17.7	17.8	17.6	0	18.8	17.3	17.3	17.1	0	18.6
		100	0	17.8	17.7	17.7	0	18.8	17.3	17.3	17.1	0	18.6
		1	0	17.8	17.9	17.8	0.4	18.4	17.3	17.4	17.4	0.2	18.4
		1	49	17.8	17.9	17.8	0.4	18.4	17.3	17.5	17.3	0.2	18.4
		1	99	17.9	17.9	17.7	0.4	18.4	17.4	17.5	17.3	0.2	18.4
15	QPSK	50	0	17.7	17.7	17.7	0.4	18.4	17.2	17.3	17.2	0.2	18.4
		50	24	17.8	17.7	17.7	0.4	18.4	17.3	17.3	17.2	0.2	18.4
		50	50	17.8	17.8	17.7	0.4	18.4	17.3	17.3	17.1	0.2	18.4
		100	0	17.8	17.7	17.7	0.4	18.4	17.3	17.2	17.2	0.2	18.4
		1	0	17.5	17.5	17.3	0	18.8	17.1	17.2	17.0	0	18.6
		1	37	17.5	17.5	17.3	0	18.8	17.1	17.1	16.9	0	18.6
		1	74	17.5	17.5	17.2	0	18.8	17.2	17.1	16.8	0	18.6
	16QAM	36	0	17.5	17.5	17.4	0	18.8	17.2	17.2	17.0	0	18.6
		36	20	17.6	17.4	17.4	0	18.8	17.2	17.1	17.0	0	18.6
		36	39	17.6	17.5	17.4	0	18.8	17.2	17.2	16.9	0	18.6
		75	0	17.6	17.5	17.3	0	18.8	17.2	17.1	17.0	0	18.6
		1	0	18.0	18.0	17.9	0	18.8	17.5	17.5	17.4	0	18.6
		1	37	18.0	18.1	17.9	0	18.8	17.6	17.6	17.4	0	18.6
		1	74	18.1	18.0	17.8	0	18.8	17.6	17.6	17.3	0	18.6
	64QAM	36	0	17.7	17.8	17.7	0	18.8	17.2	17.2	17.2	0	18.6
		36	20	17.8	17.7	17.7	0	18.8	17.3	17.2	17.2	0	18.6
		36	39	17.8	17.8	17.7	0	18.8	17.3	17.3	17.2	0	18.6
		75	0	17.8	17.7	17.7	0	18.8	17.3	17.3	17.2	0	18.6
		1	0	17.9	18.0	17.8	0	18.8	17.4	17.4	17.3	0	18.6
		1	37	17.9	18.0	17.9	0	18.8	17.5	17.5	17.3	0	18.6
		1	74	17.9	18.1	17.8	0	18.8	17.5	17.5	17.2	0	18.6
	256QAM	36	0	17.7	17.8	17.7	0	18.8	17.2	17.3	17.2	0	18.6
		36	20	17.8	17.8	17.7	0	18.8	17.3	17.3	17.1	0	18.6
		36	39	17.8	17.8	17.7	0	18.8	17.3	17.3	17.1	0	18.6
75		0	17.8	17.8	17.7	0	18.8	17.3	17.3	17.2	0	18.6	
1		0	17.8	17.9	17.8	0.4	18.4	17.2	17.3	17.3	0.2	18.4	
1		37	17.9	17.9	17.7	0.4	18.4	17.3	17.4	17.3	0.2	18.4	
1		74	17.8	17.9	17.8	0.4	18.4	17.4	17.4	17.2	0.2	18.4	
256QAM	36	0	17.7	17.7	17.7	0.4	18.4	17.2	17.3	17.2	0.2	18.4	
	36	20	17.8	17.7	17.7	0.4	18.4	17.3	17.3	17.2	0.2	18.4	
	36	39	17.8	17.8	17.7	0.4	18.4	17.3	17.3	17.1	0.2	18.4	
	75	0	17.8	17.7	17.7	0.4	18.4	17.3	17.3	17.2	0.2	18.4	
	1	0	17.8	17.9	17.8	0.4	18.4	17.2	17.3	17.3	0.2	18.4	
	1	37	17.9	17.9	17.7	0.4	18.4	17.3	17.4	17.3	0.2	18.4	
	1	74	17.8	17.9	17.8	0.4	18.4	17.4	17.4	17.2	0.2	18.4	

LTE Band 66 Measured Results (ANT2) (continued)

BW (MHz)	Mode	RB Allocation	RB Offset	Mode A Power (dBm)					Mode B Power (dBm)				
				132022	132322	132622	MPR	Max Power	132022	132322	132622	MPR	Max Power
				1715 MHz	1745 MHz	1775 MHz			1715 MHz	1745 MHz	1775 MHz		
10	QPSK	1	0	17.7	17.6	17.5	0	18.8	17.3	17.3	17.1	0	18.6
		1	25	17.7	17.7	17.5	0	18.8	17.4	17.3	17.1	0	18.6
		1	49	17.7	17.6	17.4	0	18.8	17.3	17.2	17.0	0	18.6
		25	0	17.6	17.7	17.5	0	18.8	17.3	17.3	17.1	0	18.6
		25	12	17.7	17.7	17.5	0	18.8	17.4	17.3	17.1	0	18.6
		25	25	17.7	17.7	17.5	0	18.8	17.4	17.3	17.0	0	18.6
		50	0	17.7	17.6	17.5	0	18.8	17.3	17.2	17.1	0	18.6
	16QAM	1	0	18.1	18.1	18.0	0	18.8	17.6	17.6	17.5	0	18.6
		1	25	18.1	18.2	18.0	0	18.8	17.6	17.6	17.5	0	18.6
		1	49	18.1	18.1	18.0	0	18.8	17.6	17.6	17.5	0	18.6
		25	0	17.8	17.9	17.8	0	18.8	17.3	17.4	17.3	0	18.6
		25	12	17.9	17.9	17.8	0	18.8	17.4	17.4	17.3	0	18.6
		25	25	17.9	17.9	17.8	0	18.8	17.4	17.5	17.2	0	18.6
		50	0	17.9	17.8	17.8	0	18.8	17.4	17.4	17.3	0	18.6
	64QAM	1	0	18.0	18.0	17.9	0	18.8	17.5	17.5	17.5	0	18.6
		1	25	18.1	18.1	18.0	0	18.8	17.5	17.6	17.5	0	18.6
		1	49	18.0	18.0	18.0	0	18.8	17.5	17.5	17.4	0	18.6
		25	0	17.8	17.9	17.8	0	18.8	17.3	17.4	17.3	0	18.6
		25	12	17.9	17.9	17.8	0	18.8	17.4	17.4	17.3	0	18.6
		25	25	17.9	17.9	17.8	0	18.8	17.4	17.5	17.3	0	18.6
		50	0	17.9	17.9	17.8	0	18.8	17.4	17.4	17.3	0	18.6
	256QAM	1	0	17.9	17.9	17.9	0.4	18.4	17.3	17.4	17.4	0.2	18.4
		1	25	18.0	18.1	17.9	0.4	18.4	17.4	17.5	17.4	0.2	18.4
		1	49	17.9	18.0	17.8	0.4	18.4	17.4	17.5	17.3	0.2	18.4
		25	0	17.8	17.9	17.8	0.4	18.4	17.3	17.3	17.3	0.2	18.4
25		12	17.9	17.9	17.8	0.4	18.4	17.4	17.4	17.3	0.2	18.4	
25		25	17.9	17.9	17.7	0.4	18.4	17.4	17.4	17.3	0.2	18.4	
50		0	17.9	17.8	17.8	0.4	18.4	17.4	17.3	17.3	0.2	18.4	
BW (MHz)	Mode	RB Allocation	RB Offset	Mode A Power (dBm)					Mode B Power (dBm)				
				131997	132322	132647	MPR	Max Power	131997	132322	132647	MPR	Max Power
				1712.5 MHz	1745 MHz	1777.5 MHz			1712.5 MHz	1745 MHz	1777.5 MHz		
5	QPSK	1	0	17.6	17.6	17.4	0	18.8	17.2	17.2	17.0	0	18.6
		1	12	17.8	17.7	17.5	0	18.8	17.3	17.4	17.1	0	18.6
		1	24	17.7	17.6	17.4	0	18.8	17.2	17.2	17.0	0	18.6
		12	0	17.6	17.6	17.5	0	18.8	17.3	17.2	17.1	0	18.6
		12	7	17.7	17.7	17.5	0	18.8	17.4	17.3	17.1	0	18.6
		12	13	17.7	17.7	17.5	0	18.8	17.3	17.3	17.1	0	18.6
		25	0	17.7	17.6	17.5	0	18.8	17.4	17.2	17.1	0	18.6
	16QAM	1	0	18.0	18.2	18.0	0	18.8	17.6	17.7	17.5	0	18.6
		1	12	18.2	18.3	18.1	0	18.8	17.7	17.8	17.6	0	18.6
		1	24	18.1	18.1	18.0	0	18.8	17.6	17.7	17.5	0	18.6
		12	0	17.8	17.7	17.8	0	18.8	17.3	17.4	17.2	0	18.6
		12	7	17.9	17.8	17.8	0	18.8	17.4	17.4	17.2	0	18.6
		12	13	17.9	17.8	17.7	0	18.8	17.3	17.4	17.2	0	18.6
		25	0	17.8	17.8	17.8	0	18.8	17.4	17.3	17.3	0	18.6
	64QAM	1	0	17.9	17.9	17.9	0	18.8	17.4	17.4	17.3	0	18.6
		1	12	18.0	18.0	17.9	0	18.8	17.5	17.5	17.3	0	18.6
		1	24	17.9	17.8	17.7	0	18.8	17.4	17.4	17.3	0	18.6
		12	0	17.8	17.8	17.8	0	18.8	17.3	17.3	17.3	0	18.6
		12	7	17.9	17.9	17.8	0	18.8	17.4	17.4	17.3	0	18.6
		12	13	17.9	17.9	17.8	0	18.8	17.4	17.4	17.3	0	18.6
		25	0	17.8	17.8	17.7	0	18.8	17.4	17.3	17.2	0	18.6
	256QAM	1	0	17.9	17.9	17.8	0.4	18.4	17.3	17.5	17.3	0.2	18.4
		1	12	18.0	18.0	17.9	0.4	18.4	17.5	17.5	17.4	0.2	18.4
		1	24	17.9	17.9	17.7	0.4	18.4	17.4	17.5	17.3	0.2	18.4
		12	0	17.8	17.8	17.7	0.4	18.4	17.3	17.3	17.2	0.2	18.4
12		7	17.9	17.8	17.7	0.4	18.4	17.4	17.4	17.3	0.2	18.4	
12		13	17.9	17.9	17.7	0.4	18.4	17.4	17.4	17.3	0.2	18.4	
25		0	17.9	17.8	17.7	0.4	18.4	17.4	17.3	17.3	0.2	18.4	

LTE Band 66 Measured Results (ANT2) (continued)

BW (MHz)	Mode	RB Allocation	RB Offset	Mode A Power (dBm)					Mode B Power (dBm)					
				131987	132322	132657	MPR	Max Power	131987	132322	132657	MPR	Max Power	
				1711.5 MHz	1745 MHz	1778.5 MHz			1711.5 MHz	1745 MHz	1778.5 MHz			
3	QPSK	1	0	17.6	17.6	17.4	0	18.8	17.2	17.2	17.0	0	18.6	
		1	8	17.7	17.7	17.5	0	18.8	17.4	17.3	17.1	0	18.6	
		1	14	17.6	17.6	17.4	0	18.8	17.2	17.2	17.0	0	18.6	
		8	0	17.7	17.6	17.4	0	18.8	17.3	17.2	17.0	0	18.6	
		8	4	17.7	17.7	17.5	0	18.8	17.4	17.2	17.0	0	18.6	
		8	7	17.7	17.7	17.5	0	18.8	17.4	17.3	17.1	0	18.6	
		15	0	17.7	17.6	17.5	0	18.8	17.3	17.2	17.0	0	18.6	
	16QAM	1	0	18.0	18.1	17.9	0	18.8	17.5	17.6	17.4	0	18.6	
		1	8	18.0	18.2	18.0	0	18.8	17.6	17.7	17.5	0	18.6	
		1	14	18.0	18.1	17.9	0	18.8	17.6	17.5	17.4	0	18.6	
		8	0	17.8	17.8	17.8	0	18.8	17.4	17.4	17.3	0	18.6	
		8	4	17.9	17.9	17.8	0	18.8	17.4	17.5	17.3	0	18.6	
		8	7	17.9	18.0	17.8	0	18.8	17.4	17.5	17.3	0	18.6	
		15	0	17.9	17.8	17.7	0	18.8	17.3	17.4	17.3	0	18.6	
	64QAM	1	0	17.9	17.8	17.9	0	18.8	17.4	17.5	17.4	0	18.6	
		1	8	18.0	18.0	18.0	0	18.8	17.5	17.6	17.4	0	18.6	
		1	14	17.9	17.9	17.9	0	18.8	17.4	17.4	17.4	0	18.6	
		8	0	17.9	17.8	17.8	0	18.8	17.4	17.3	17.3	0	18.6	
		8	4	17.9	17.9	17.8	0	18.8	17.4	17.4	17.4	0	18.6	
		8	7	17.9	17.9	17.8	0	18.8	17.4	17.4	17.3	0	18.6	
		15	0	17.8	17.8	17.7	0	18.8	17.4	17.3	17.3	0	18.6	
	256QAM	1	0	17.7	17.8	17.8	0.4	18.4	17.3	17.4	17.3	0.2	18.4	
		1	8	17.9	18.0	17.8	0.4	18.4	17.4	17.6	17.4	0.2	18.4	
		1	14	17.9	17.9	17.8	0.4	18.4	17.4	17.5	17.2	0.2	18.4	
		8	0	17.9	17.8	17.7	0.4	18.4	17.4	17.3	17.2	0.2	18.4	
		8	4	17.9	17.9	17.8	0.4	18.4	17.4	17.4	17.3	0.2	18.4	
		8	7	17.9	17.9	17.8	0.4	18.4	17.4	17.4	17.3	0.2	18.4	
		15	0	17.8	17.8	17.7	0.4	18.4	17.3	17.4	17.3	0.2	18.4	
	1.4	QPSK	1	0	17.6	17.6	17.6	0	18.8	17.3	17.2	17.0	0	18.6
			1	3	17.7	17.7	17.7	0	18.8	17.3	17.3	17.0	0	18.6
1			5	17.6	17.6	17.6	0	18.8	17.3	17.3	17.0	0	18.6	
3			0	17.6	17.6	17.7	0	18.8	17.3	17.3	17.0	0	18.6	
3			1	17.6	17.7	17.7	0	18.8	17.3	17.3	17.0	0	18.6	
3			3	17.6	17.7	17.7	0	18.8	17.3	17.3	17.0	0	18.6	
6			0	17.6	17.6	17.7	0	18.8	17.3	17.3	17.0	0	18.6	
16QAM		1	0	18.0	18.1	18.0	0	18.8	17.4	17.6	17.4	0	18.6	
		1	3	18.0	18.1	18.0	0	18.8	17.4	17.6	17.5	0	18.6	
		1	5	18.0	18.1	18.0	0	18.8	17.4	17.6	17.4	0	18.6	
		3	0	17.9	18.0	17.9	0	18.8	17.4	17.5	17.3	0	18.6	
		3	1	17.9	18.0	17.8	0	18.8	17.4	17.5	17.3	0	18.6	
		3	3	17.9	18.0	17.8	0	18.8	17.5	17.5	17.4	0	18.6	
		6	0	17.8	17.8	17.7	0	18.8	17.4	17.4	17.3	0	18.6	
64QAM		1	0	17.9	18.1	17.8	0	18.8	17.5	17.5	17.4	0	18.6	
		1	3	18.0	18.0	17.9	0	18.8	17.5	17.6	17.4	0	18.6	
		1	5	17.9	18.0	18.0	0	18.8	17.5	17.5	17.4	0	18.6	
		3	0	17.8	17.8	17.8	0	18.8	17.3	17.4	17.2	0	18.6	
		3	1	17.8	17.8	17.8	0	18.8	17.3	17.4	17.3	0	18.6	
		3	3	17.8	17.9	17.8	0	18.8	17.3	17.5	17.2	0	18.6	
		6	0	17.8	17.9	17.7	0	18.8	17.4	17.3	17.3	0	18.6	
256QAM		1	0	17.9	17.9	17.9	0.4	18.4	17.4	17.4	17.3	0.2	18.4	
		1	3	17.9	17.9	17.8	0.4	18.4	17.4	17.5	17.3	0.2	18.4	
		1	5	17.9	17.9	17.8	0.4	18.4	17.4	17.4	17.2	0.2	18.4	
		3	0	17.7	17.9	17.7	0.4	18.4	17.3	17.4	17.2	0.2	18.4	
		3	1	17.8	17.9	17.7	0.4	18.4	17.3	17.4	17.3	0.2	18.4	
		3	3	17.8	17.9	17.7	0.4	18.4	17.3	17.4	17.3	0.2	18.4	
		6	0	17.8	17.7	17.6	0.4	18.4	17.3	17.4	17.3	0.2	18.4	

LTE Band 66 Measured Results (ANT3)

BW (MHz)	Mode	RB Allocation	RB Offset	Mode A Power (dBm)					Mode B Power (dBm)				
				132072	132322	132572	MPR	Max Power	132072	132322	132572	MPR	Max Power
				1720 MHz	1745 MHz	1770 MHz			1720 MHz	1745 MHz	1770 MHz		
20	QPSK	1	0	22.6	22.6	22.6	0	23.0	21.5	21.6	21.5	0	22.9
		1	49	22.5	22.5	22.6	0	23.0	21.4	21.4	21.4	0	22.9
		1	99	22.6	22.6	22.6	0	23.0	21.5	21.5	21.4	0	22.9
		50	0	22.6	22.5	22.6	0	23.0	21.5	21.5	21.5	0	22.9
		50	24	22.7	22.6	22.6	0	23.0	21.6	21.6	21.5	0	22.9
		50	50	22.6	22.6	22.7	0	23.0	21.6	21.5	21.6	0	22.9
	16QAM	100	0	22.6	22.6	22.6	0	23.0	21.6	21.5	21.5	0	22.9
		1	0	23.0	22.9	22.9	0	23.0	21.7	21.6	21.5	0	22.9
		1	49	23.0	23.0	23.0	0	23.0	21.9	21.8	21.8	0	22.9
		1	99	23.0	23.0	22.9	0	23.0	21.7	21.6	21.4	0	22.9
		50	0	22.8	22.7	22.8	0	23.0	21.5	21.4	21.4	0	22.9
		50	24	22.9	22.8	22.9	0	23.0	21.6	21.4	21.4	0	22.9
	64QAM	50	50	22.9	22.8	22.9	0	23.0	21.5	21.4	21.4	0	22.9
		100	0	22.9	22.8	22.7	0	23.0	21.5	21.4	21.4	0	22.9
		1	0	23.0	22.9	22.9	0	23.0	21.7	21.7	21.5	0	22.9
		1	49	23.0	22.9	23.0	0	23.0	21.7	21.7	21.6	0	22.9
		1	99	23.0	23.0	22.9	0	23.0	21.7	21.6	21.5	0	22.9
		50	0	22.4	22.3	22.4	0.5	22.5	21.5	21.4	21.4	0.4	22.5
	256QAM	50	24	22.5	22.4	22.5	0.5	22.5	21.5	21.4	21.4	0.4	22.5
		50	50	22.4	22.4	22.4	0.5	22.5	21.5	21.4	21.4	0.4	22.5
		100	0	22.5	22.4	22.4	0.5	22.5	21.5	21.4	21.4	0.4	22.5
		1	0	20.5	20.5	20.5	2.5	20.5	20.4	20.3	20.3	2.4	20.5
		1	49	20.5	20.5	20.5	2.5	20.5	20.3	20.3	20.2	2.4	20.5
		1	99	20.5	20.5	20.5	2.5	20.5	20.4	20.2	20.2	2.4	20.5
15	QPSK	50	0	20.4	20.3	20.3	2.5	20.5	20.2	20.1	20.1	2.4	20.5
		50	24	20.5	20.4	20.4	2.5	20.5	20.2	20.1	20.1	2.4	20.5
		50	50	20.4	20.4	20.4	2.5	20.5	20.2	20.1	20.1	2.4	20.5
		100	0	20.5	20.4	20.3	2.5	20.5	20.2	20.1	20.1	2.4	20.5
		1	0	22.8	22.7	22.7	0	23.0	21.5	21.4	21.4	0	22.9
		1	37	22.8	22.7	22.8	0	23.0	21.5	21.4	21.4	0	22.9
	16QAM	1	74	22.9	22.7	22.7	0	23.0	21.5	21.5	21.3	0	22.9
		36	0	22.9	22.7	22.8	0	23.0	21.5	21.4	21.4	0	22.9
		36	20	22.9	22.8	22.8	0	23.0	21.6	21.4	21.4	0	22.9
		36	39	22.9	22.8	22.8	0	23.0	21.5	21.5	21.4	0	22.9
		75	0	22.9	22.8	22.7	0	23.0	21.5	21.4	21.4	0	22.9
		1	0	23.0	22.8	22.8	0	23.0	21.5	21.5	21.6	0	22.9
	64QAM	1	37	23.0	22.8	22.9	0	23.0	21.6	21.5	21.6	0	22.9
		1	74	23.0	22.9	22.8	0	23.0	21.5	21.6	21.5	0	22.9
		36	0	22.9	22.7	22.8	0	23.0	21.5	21.4	21.4	0	22.9
		36	20	22.9	22.8	22.8	0	23.0	21.5	21.4	21.4	0	22.9
		36	39	22.9	22.8	22.9	0	23.0	21.5	21.5	21.4	0	22.9
		75	0	22.9	22.8	22.8	0	23.0	21.5	21.4	21.4	0	22.9
	256QAM	1	0	23.0	23.0	23.0	0	23.0	21.7	21.7	21.6	0	22.9
		1	37	23.0	23.0	23.0	0	23.0	21.7	21.7	21.6	0	22.9
		1	74	23.0	23.0	23.0	0	23.0	21.8	21.7	21.5	0	22.9
		36	0	22.5	22.3	22.4	0.5	22.5	21.5	21.4	21.4	0.4	22.5
		36	20	22.5	22.4	22.4	0.5	22.5	21.5	21.4	21.4	0.4	22.5
		36	39	22.5	22.4	22.5	0.5	22.5	21.5	21.5	21.4	0.4	22.5
256QAM	75	0	22.5	22.4	22.4	0.5	22.5	21.5	21.4	21.4	0.4	22.5	
	1	0	20.5	20.4	20.5	2.5	20.5	20.2	20.2	20.3	2.4	20.5	
	1	37	20.5	20.5	20.5	2.5	20.5	20.3	20.3	20.2	2.4	20.5	
	1	74	20.5	20.5	20.5	2.5	20.5	20.3	20.3	20.2	2.4	20.5	
	36	0	20.5	20.3	20.4	2.5	20.5	20.2	20.1	20.1	2.4	20.5	
	36	20	20.5	20.4	20.4	2.5	20.5	20.3	20.1	20.1	2.4	20.5	
256QAM	36	39	20.5	20.4	20.5	2.5	20.5	20.2	20.2	20.1	2.4	20.5	
	75	0	20.5	20.4	20.4	2.5	20.5	20.3	20.1	20.1	2.4	20.5	

LTE Band 66 Measured Results (ANT3) (continued)

BW (MHz)	Mode	RB Allocation	RB Offset	Mode A Power (dBm)					Mode B Power (dBm)					
				132022	132322	132622	MPR	Max Power	132022	132322	132622	MPR	Max Power	
				1715 MHz	1745 MHz	1775 MHz			1715 MHz	1745 MHz	1775 MHz			
10	QPSK	1	0	22.9	22.8	22.9	0	23.0	21.6	21.6	21.5	0	22.9	
		1	25	23.0	22.8	23.0	0	23.0	21.6	21.6	21.5	0	22.9	
		1	49	22.9	22.8	22.9	0	23.0	21.6	21.6	21.5	0	22.9	
		25	0	22.9	22.8	22.9	0	23.0	21.6	21.6	21.5	0	22.9	
		25	12	23.0	22.9	22.9	0	23.0	21.7	21.6	21.5	0	22.9	
		25	25	23.0	22.9	23.0	0	23.0	21.7	21.6	21.5	0	22.9	
	16QAM	50	0	23.0	22.9	22.9	0	23.0	21.7	21.5	21.5	0	22.9	
		1	0	23.0	23.0	23.0	0	23.0	21.8	21.7	21.7	0	22.9	
		1	25	23.0	22.9	23.0	0	23.0	21.8	21.6	21.7	0	22.9	
		1	49	23.0	23.0	23.0	0	23.0	21.7	21.7	21.6	0	22.9	
		25	0	22.9	22.8	22.9	0	23.0	21.6	21.5	21.5	0	22.9	
		25	12	23.0	22.9	23.0	0	23.0	21.7	21.6	21.5	0	22.9	
	64QAM	25	25	23.0	22.9	23.0	0	23.0	21.7	21.6	21.5	0	22.9	
		50	0	23.0	23.0	23.0	0	23.0	21.6	21.6	21.5	0	22.9	
		1	0	23.0	23.0	23.0	0	23.0	21.9	21.9	21.7	0	22.9	
		1	25	23.0	23.0	23.0	0	23.0	21.9	21.9	21.8	0	22.9	
		1	49	23.0	23.0	23.0	0	23.0	21.9	21.9	21.7	0	22.9	
		25	0	22.5	22.4	22.5	0.5	22.5	21.6	21.6	21.5	0.4	22.5	
	256QAM	25	12	22.5	22.5	22.5	0.5	22.5	21.7	21.6	21.6	0.4	22.5	
		25	25	22.5	22.5	22.5	0.5	22.5	21.7	21.6	21.5	0.4	22.5	
		50	0	22.5	22.5	22.5	0.5	22.5	21.7	21.6	21.5	0.4	22.5	
		1	0	20.5	20.5	20.5	2.5	20.5	20.4	20.4	20.3	2.4	20.5	
		1	25	20.5	20.5	20.5	2.5	20.5	20.5	20.5	20.3	2.4	20.5	
		1	49	20.5	20.5	20.5	2.5	20.5	20.4	20.5	20.3	2.4	20.5	
	5	QPSK	25	0	20.5	20.4	20.5	2.5	20.5	20.3	20.3	20.2	2.4	20.5
			25	12	20.5	20.5	20.5	2.5	20.5	20.4	20.3	20.2	2.4	20.5
			25	25	20.5	20.5	20.5	2.5	20.5	20.4	20.3	20.2	2.4	20.5
			50	0	20.5	20.5	20.5	2.5	20.5	20.4	20.3	20.2	2.4	20.5
			1	0	22.9	22.8	22.9	0	23.0	21.6	21.6	21.4	0	22.9
			1	12	23.0	22.9	23.0	0	23.0	21.7	21.7	21.5	0	22.9
16QAM		1	24	22.9	22.8	22.9	0	23.0	21.6	21.6	21.4	0	22.9	
		12	0	23.0	22.8	23.0	0	23.0	21.5	21.5	21.5	0	22.9	
		12	7	23.0	22.9	23.0	0	23.0	21.7	21.5	21.5	0	22.9	
		12	13	23.0	22.9	23.0	0	23.0	21.6	21.6	21.5	0	22.9	
		25	0	23.0	22.9	23.0	0	23.0	21.6	21.5	21.5	0	22.9	
		1	0	23.0	23.0	23.0	0	23.0	21.7	21.7	21.6	0	22.9	
64QAM		1	12	23.0	23.0	23.0	0	23.0	21.8	21.8	21.7	0	22.9	
		1	24	23.0	22.9	23.0	0	23.0	21.8	21.6	21.7	0	22.9	
	12	0	23.0	22.7	23.0	0	23.0	21.6	21.5	21.6	0	22.9		
	12	7	23.0	22.8	23.0	0	23.0	21.7	21.6	21.6	0	22.9		
	12	13	23.0	22.8	23.0	0	23.0	21.7	21.6	21.5	0	22.9		
	25	0	23.0	22.9	23.0	0	23.0	21.6	21.5	21.5	0	22.9		
256QAM	1	0	23.0	22.9	23.0	0	23.0	21.8	21.7	21.5	0	22.9		
	1	12	23.0	23.0	23.0	0	23.0	21.9	21.8	21.6	0	22.9		
	1	24	23.0	23.0	23.0	0	23.0	21.8	21.7	21.5	0	22.9		
	12	0	22.5	22.4	22.5	0.5	22.5	21.6	21.5	21.5	0.4	22.5		
	12	7	22.5	22.5	22.5	0.5	22.5	21.7	21.6	21.6	0.4	22.5		
	12	13	22.5	22.5	22.5	0.5	22.5	21.7	21.6	21.5	0.4	22.5		
	25	0	22.5	22.5	22.5	0.5	22.5	21.7	21.5	21.5	0.4	22.5		
	1	0	20.5	20.5	20.5	2.5	20.5	20.3	20.4	20.3	2.4	20.5		
1	12	20.5	20.5	20.5	2.5	20.5	20.5	20.5	20.4	2.4	20.5			
1	24	20.5	20.5	20.5	2.5	20.5	20.4	20.4	20.3	2.4	20.5			
12	0	20.5	20.4	20.5	2.5	20.5	20.3	20.2	20.2	2.4	20.5			
12	7	20.5	20.5	20.5	2.5	20.5	20.4	20.3	20.2	2.4	20.5			
12	13	20.5	20.5	20.5	2.5	20.5	20.4	20.3	20.2	2.4	20.5			
25	0	20.5	20.5	20.5	2.5	20.5	20.4	20.3	20.2	2.4	20.5			

LTE Band 66 Measured Results (ANT3) (continued)

BW (MHz)	Mode	RB Allocation	RB Offset	Mode A Power (dBm)					Mode B Power (dBm)				
				131987	132322	132657	MPR	Max Power	131987	132322	132657	MPR	Max Power
				1711.5 MHz	1745 MHz	1778.5 MHz			1711.5 MHz	1745 MHz	1778.5 MHz		
3	QPSK	1	0	22.9	22.8	22.9	0	23.0	21.5	21.5	21.4	0	22.9
		1	8	23.0	22.8	23.0	0	23.0	21.7	21.6	21.5	0	22.9
		1	14	22.9	22.8	22.9	0	23.0	21.6	21.5	21.4	0	22.9
		8	0	23.0	22.9	23.0	0	23.0	21.6	21.5	21.5	0	22.9
		8	4	23.0	22.9	23.0	0	23.0	21.7	21.6	21.5	0	22.9
		8	7	23.0	22.9	23.0	0	23.0	21.7	21.6	21.5	0	22.9
	16QAM	15	0	23.0	22.9	23.0	0	23.0	21.6	21.5	21.5	0	22.9
		1	0	23.0	23.0	23.0	0	23.0	21.7	21.6	21.5	0	22.9
		1	8	23.0	23.0	23.0	0	23.0	21.8	21.7	21.6	0	22.9
		1	14	23.0	22.9	23.0	0	23.0	21.7	21.6	21.6	0	22.9
		8	0	23.0	22.9	23.0	0	23.0	21.7	21.5	21.5	0	22.9
		8	4	23.0	22.9	23.0	0	23.0	21.7	21.6	21.5	0	22.9
	64QAM	8	7	23.0	22.9	23.0	0	23.0	21.7	21.6	21.5	0	22.9
		15	0	23.0	22.9	23.0	0	23.0	21.6	21.5	21.5	0	22.9
		1	0	23.0	23.0	23.0	0	23.0	21.7	21.8	21.6	0	22.9
		1	8	23.0	23.0	23.0	0	23.0	21.8	21.8	21.6	0	22.9
		1	14	23.0	23.0	23.0	0	23.0	21.7	21.8	21.5	0	22.9
		8	0	22.5	22.5	22.5	0.5	22.5	21.7	21.5	21.5	0.4	22.5
	256QAM	8	4	22.5	22.5	22.5	0.5	22.5	21.7	21.6	21.5	0.4	22.5
		8	7	22.5	22.5	22.5	0.5	22.5	21.7	21.6	21.6	0.4	22.5
		15	0	22.5	22.5	22.5	0.5	22.5	21.6	21.5	21.5	0.4	22.5
		1	0	20.5	20.5	20.5	2.5	20.5	20.3	20.3	20.3	2.4	20.5
		1	8	20.5	20.5	20.5	2.5	20.5	20.4	20.4	20.4	2.4	20.5
		1	14	20.5	20.5	20.5	2.5	20.5	20.4	20.4	20.2	2.4	20.5
1.4	QPSK	8	0	20.5	20.5	20.5	2.5	20.5	20.3	20.2	20.2	2.4	20.5
		8	4	20.5	20.5	20.5	2.5	20.5	20.4	20.3	20.2	2.4	20.5
		8	7	20.5	20.5	20.5	2.5	20.5	20.4	20.3	20.2	2.4	20.5
		15	0	20.5	20.5	20.5	2.5	20.5	20.3	20.2	20.2	2.4	20.5
		1	0	23.0	22.9	22.9	0	23.0	21.6	21.8	21.9	0	22.9
		1	3	23.0	22.9	23.0	0	23.0	21.6	21.7	21.9	0	22.9
	16QAM	1	5	23.0	22.8	22.9	0	23.0	21.6	21.6	21.8	0	22.9
		3	0	23.0	22.9	22.9	0	23.0	21.6	21.7	21.8	0	22.9
		3	1	23.0	22.8	22.9	0	23.0	21.6	21.7	21.8	0	22.9
		3	3	23.0	22.8	22.9	0	23.0	21.6	21.7	21.8	0	22.9
		6	0	23.0	22.9	22.9	0	23.0	21.6	21.7	21.8	0	22.9
		1	0	23.0	23.0	23.0	0	23.0	21.8	21.8	21.9	0	22.9
64QAM	1	3	23.0	23.0	23.0	0	23.0	21.7	21.9	22.0	0	22.9	
	1	5	23.0	23.0	22.9	0	23.0	21.7	21.8	21.9	0	22.9	
	3	0	23.0	22.9	23.0	0	23.0	21.7	21.7	21.9	0	22.9	
	3	1	23.0	22.9	23.0	0	23.0	21.7	21.6	22.0	0	22.9	
	3	3	23.0	22.9	23.0	0	23.0	21.7	21.6	22.0	0	22.9	
	6	0	23.0	22.8	23.0	0	23.0	21.6	21.5	21.9	0	22.9	
256QAM	1	0	23.0	23.0	23.0	0	23.0	21.8	21.6	21.9	0	22.9	
	1	3	23.0	23.0	23.0	0	23.0	21.8	21.8	22.0	0	22.9	
	1	5	23.0	23.0	23.0	0	23.0	21.8	21.8	21.9	0	22.9	
	3	0	23.0	23.0	23.0	0	23.0	21.8	21.6	22.0	0	22.9	
	3	1	23.0	23.0	23.0	0	23.0	21.7	21.7	22.0	0	22.9	
	3	3	23.0	23.0	23.0	0	23.0	21.7	21.6	22.0	0	22.9	
256QAM	6	0	22.5	22.5	22.5	0.5	22.5	21.7	21.5	21.9	0.4	22.5	
	1	0	20.5	20.5	20.5	2.5	20.5	20.5	20.3	20.5	2.4	20.5	
	1	3	20.5	20.5	20.5	2.5	20.5	20.4	20.5	20.5	2.4	20.5	
	1	5	20.5	20.5	20.5	2.5	20.5	20.4	20.4	20.4	2.4	20.5	
	3	0	20.5	20.5	20.5	2.5	20.5	20.4	20.3	20.5	2.4	20.5	
	3	1	20.5	20.5	20.5	2.5	20.5	20.4	20.3	20.5	2.4	20.5	
256QAM	3	3	20.5	20.5	20.5	2.5	20.5	20.4	20.3	20.5	2.4	20.5	
	6	0	20.5	20.4	20.5	2.5	20.5	20.4	20.4	20.5	2.4	20.5	

LTE Band 66 Measured Results (ANT4)

BW (MHz)	Mode	RB Allocation	RB Offset	Mode A Power (dBm)					Mode B Power (dBm)				
				132072	132322	132572	MPR	Max Power	132072	132322	132572	MPR	Max Power
				1720 MHz	1745 MHz	1770 MHz			1720 MHz	1745 MHz	1770 MHz		
20	QPSK	1	0	22.0	22.0	22.0	0	22.6	22.8	22.8	22.7	0	23.0
		1	49	22.0	21.9	22.0	0	22.6	22.7	22.7	22.7	0	23.0
		1	99	21.9	22.0	21.9	0	22.6	22.7	22.7	22.6	0	23.0
		50	0	21.9	21.9	22.0	0	22.6	22.6	22.6	22.7	0	23.0
		50	24	22.0	22.0	22.1	0	22.6	22.7	22.7	22.8	0	23.0
		50	50	22.0	22.0	22.0	0	22.6	22.7	22.7	22.8	0	23.0
	16QAM	100	0	21.9	22.0	22.0	0	22.6	22.7	22.7	22.7	0	23.0
		1	0	22.4	22.3	22.2	0	22.6	22.9	23.0	23.0	0	23.0
		1	49	22.4	22.3	22.2	0	22.6	22.9	23.0	23.0	0	23.0
		1	99	22.3	22.2	22.1	0	22.6	22.9	23.0	23.0	0	23.0
		50	0	22.2	22.1	22.0	0	22.6	22.2	22.3	22.3	0	23.0
		50	24	22.2	22.1	22.0	0	22.6	22.2	22.3	22.4	0	23.0
	64QAM	50	50	22.2	22.1	22.0	0	22.6	22.2	22.3	22.3	0	23.0
		100	0	22.2	22.1	21.9	0	22.6	22.2	22.3	22.3	0	23.0
		1	0	22.4	22.3	22.1	0	22.6	22.4	22.4	22.6	0	23.0
		1	49	22.3	22.2	22.1	0	22.6	22.3	22.4	22.6	0	23.0
		1	99	22.3	22.2	22.1	0	22.6	22.3	22.4	22.5	0	23.0
		50	0	21.5	21.4	21.3	0.4	22.2	21.2	21.2	21.3	0.8	22.2
	256QAM	50	24	21.6	21.5	21.3	0.4	22.2	21.2	21.3	21.4	0.8	22.2
		50	50	21.6	21.4	21.4	0.4	22.2	21.2	21.3	21.3	0.8	22.2
		100	0	21.6	21.5	21.3	0.4	22.2	21.2	21.3	21.3	0.8	22.2
		1	0	19.7	19.7	19.5	2.4	20.2	19.3	19.4	19.5	2.8	20.2
		1	49	19.7	19.7	19.6	2.4	20.2	19.3	19.4	19.5	2.8	20.2
		1	99	19.7	19.6	19.5	2.4	20.2	19.3	19.4	19.5	2.8	20.2
15	QPSK	50	0	19.6	19.5	19.4	2.4	20.2	19.2	19.3	19.3	2.8	20.2
		50	24	19.6	19.5	19.4	2.4	20.2	19.2	19.3	19.4	2.8	20.2
		50	50	19.6	19.5	19.4	2.4	20.2	19.2	19.3	19.4	2.8	20.2
		100	0	19.6	19.5	19.3	2.4	20.2	19.2	19.4	19.3	2.8	20.2
		1	0	22.1	22.0	21.9	0	22.6	22.6	22.7	22.8	0	23.0
		1	37	22.1	22.0	21.9	0	22.6	22.7	22.7	22.8	0	23.0
	16QAM	1	74	22.1	22.0	21.8	0	22.6	22.7	22.7	22.7	0	23.0
		36	0	22.2	22.0	21.9	0	22.6	22.7	22.7	22.8	0	23.0
		36	20	22.2	22.1	22.0	0	22.6	22.7	22.7	22.8	0	23.0
		36	39	22.2	22.1	22.0	0	22.6	22.7	22.8	22.8	0	23.0
		75	0	22.2	22.1	22.0	0	22.6	22.7	22.8	22.8	0	23.0
		1	0	22.4	22.3	22.2	0	22.6	22.9	23.0	23.0	0	23.0
64QAM	1	37	22.4	22.3	22.2	0	22.6	22.9	23.0	23.0	0	23.0	
	1	74	22.4	22.3	22.1	0	22.6	22.9	23.0	22.9	0	23.0	
	36	0	22.2	22.0	22.0	0	22.6	22.1	22.2	22.3	0	23.0	
	36	20	22.2	22.1	22.0	0	22.6	22.2	22.2	22.3	0	23.0	
	36	39	22.2	22.1	22.0	0	22.6	22.2	22.3	22.3	0	23.0	
	75	0	22.2	22.1	22.0	0	22.6	22.2	22.3	22.3	0	23.0	
256QAM	1	0	22.3	22.2	22.3	0	22.6	22.4	22.5	22.6	0	23.0	
	1	37	22.3	22.2	22.2	0	22.6	22.4	22.5	22.6	0	23.0	
	1	74	22.4	22.3	22.2	0	22.6	22.4	22.5	22.5	0	23.0	
	36	0	21.6	21.4	21.4	0.4	22.2	21.2	21.2	21.3	0.8	22.2	
	36	20	21.6	21.5	21.4	0.4	22.2	21.2	21.2	21.3	0.8	22.2	
	36	39	21.6	21.4	21.4	0.4	22.2	21.2	21.2	21.3	0.8	22.2	
256QAM	75	0	21.6	21.5	21.4	0.4	22.2	21.2	21.3	21.3	0.8	22.2	
	1	0	19.7	19.6	19.5	2.4	20.2	19.2	19.3	19.4	2.8	20.2	
	1	37	19.7	19.5	19.6	2.4	20.2	19.2	19.3	19.4	2.8	20.2	
	1	74	19.7	19.5	19.6	2.4	20.2	19.3	19.4	19.5	2.8	20.2	
	36	0	19.6	19.5	19.4	2.4	20.2	19.1	19.2	19.3	2.8	20.2	
	36	20	19.6	19.5	19.4	2.4	20.2	19.2	19.2	19.3	2.8	20.2	

LTE Band 66 Measured Results (ANT4) (continued)

BW (MHz)	Mode	RB Allocation	RB Offset	Mode A Power (dBm)					Mode B Power (dBm)					
				132022	132322	132622	MPR	Max Power	132022	132322	132622	MPR	Max Power	
				1715 MHz	1745 MHz	1775 MHz			1715 MHz	1745 MHz	1775 MHz			
10	QPSK	1	0	22.3	22.2	22.1	0	22.6	22.8	22.9	23.0	0	23.0	
		1	25	22.3	22.2	22.1	0	22.6	22.9	22.9	23.0	0	23.0	
		1	49	22.2	22.1	22.1	0	22.6	22.8	22.9	22.9	0	23.0	
		25	0	22.3	22.2	22.1	0	22.6	22.8	22.8	22.9	0	23.0	
		25	12	22.3	22.3	22.1	0	22.6	22.8	22.9	22.9	0	23.0	
		25	25	22.3	22.2	22.1	0	22.6	22.8	22.9	23.0	0	23.0	
	16QAM	50	0	22.3	22.2	22.1	0	22.6	22.8	22.9	22.9	0	23.0	
		1	0	22.4	22.3	22.2	0	22.6	22.9	23.0	23.0	0	23.0	
		1	25	22.4	22.4	22.3	0	22.6	23.0	23.0	23.0	0	23.0	
		1	49	22.4	22.2	22.2	0	22.6	22.9	23.0	23.0	0	23.0	
		25	0	22.4	22.2	22.0	0	22.6	22.2	22.3	22.4	0	23.0	
		25	12	22.3	22.2	22.1	0	22.6	22.3	22.3	22.4	0	23.0	
	64QAM	25	25	22.3	22.2	22.1	0	22.6	22.3	22.4	22.5	0	23.0	
		50	0	22.3	22.2	22.0	0	22.6	22.3	22.4	22.4	0	23.0	
		1	0	22.4	22.3	22.3	0	22.6	22.5	22.6	22.6	0	23.0	
		1	25	22.4	22.4	22.4	0	22.6	22.5	22.6	22.7	0	23.0	
		1	49	22.4	22.2	22.2	0	22.6	22.4	22.6	22.7	0	23.0	
		25	0	21.7	21.6	21.5	0.4	22.2	21.3	21.3	21.4	0.8	22.2	
	256QAM	25	12	21.8	21.6	21.5	0.4	22.2	21.4	21.4	21.5	0.8	22.2	
		25	25	21.7	21.6	21.5	0.4	22.2	21.4	21.4	21.5	0.8	22.2	
		50	0	21.7	21.6	21.5	0.4	22.2	21.3	21.4	21.4	0.8	22.2	
		1	0	19.8	19.5	19.6	2.4	20.2	19.4	19.4	19.6	2.8	20.2	
		1	25	19.8	19.7	19.7	2.4	20.2	19.6	19.5	19.7	2.8	20.2	
		1	49	19.8	19.6	19.6	2.4	20.2	19.5	19.5	19.6	2.8	20.2	
	5	QPSK	25	0	19.7	19.6	19.5	2.4	20.2	19.3	19.4	19.4	2.8	20.2
			25	12	19.8	19.6	19.5	2.4	20.2	19.4	19.4	19.4	2.8	20.2
			25	25	19.7	19.6	19.5	2.4	20.2	19.4	19.4	19.5	2.8	20.2
			50	0	19.7	19.6	19.4	2.4	20.2	19.4	19.4	19.4	2.8	20.2
			1	0	22.3	22.1	22.0	0	22.6	22.7	22.8	22.9	0	23.0
			1	12	22.3	22.2	22.1	0	22.6	22.8	22.9	23.0	0	23.0
16QAM		64QAM	1	24	22.2	22.1	22.0	0	22.6	22.8	22.8	22.9	0	23.0
			12	0	22.3	22.2	22.1	0	22.6	22.7	22.8	23.0	0	23.0
			12	7	22.3	22.3	22.1	0	22.6	22.9	22.9	23.0	0	23.0
			12	13	22.3	22.2	22.1	0	22.6	22.8	22.9	22.9	0	23.0
	25		0	22.3	22.2	22.1	0	22.6	22.8	22.9	23.0	0	23.0	
	25		12	22.3	22.2	22.1	0	22.6	22.8	22.9	23.0	0	23.0	
	256QAM	1	0	22.4	22.4	22.3	0	22.6	22.9	23.0	23.0	0	23.0	
		1	12	22.4	22.4	22.3	0	22.6	23.0	23.0	23.0	0	23.0	
		1	24	22.4	22.3	22.2	0	22.6	22.9	23.0	23.0	0	23.0	
		12	0	22.3	22.2	22.1	0	22.6	22.1	22.3	22.5	0	23.0	
64QAM	12	7	22.3	22.2	22.2	0	22.6	22.3	22.4	22.5	0	23.0		
	12	13	22.3	22.2	22.1	0	22.6	22.2	22.4	22.4	0	23.0		
	25	0	22.3	22.2	22.1	0	22.6	22.3	22.4	22.5	0	23.0		
	1	0	22.4	22.3	22.1	0	22.6	22.3	22.3	22.3	0	23.0		
	1	12	22.4	22.3	22.1	0	22.6	22.4	22.4	22.6	0	23.0		
	1	24	22.3	22.3	22.0	0	22.6	22.2	22.3	22.5	0	23.0		
256QAM	12	0	21.7	21.6	21.5	0.4	22.2	21.2	21.3	21.5	0.8	22.2		
	12	7	21.8	21.6	21.5	0.4	22.2	21.3	21.4	21.5	0.8	22.2		
	12	13	21.7	21.6	21.5	0.4	22.2	21.3	21.4	21.5	0.8	22.2		
	25	0	21.7	21.6	21.5	0.4	22.2	21.3	21.4	21.5	0.8	22.2		
	1	0	19.8	19.7	19.5	2.4	20.2	19.3	19.4	19.6	2.8	20.2		
	1	12	19.8	19.6	19.6	2.4	20.2	19.4	19.5	19.6	2.8	20.2		
256QAM	1	24	19.8	19.6	19.5	2.4	20.2	19.3	19.4	19.5	2.8	20.2		
	12	0	19.7	19.6	19.5	2.4	20.2	19.3	19.3	19.5	2.8	20.2		
	12	7	19.7	19.6	19.6	2.4	20.2	19.3	19.4	19.5	2.8	20.2		
	12	13	19.7	19.6	19.5	2.4	20.2	19.3	19.4	19.5	2.8	20.2		
	25	0	19.7	19.6	19.5	2.4	20.2	19.3	19.4	19.5	2.8	20.2		
	25	0	19.7	19.6	19.5	2.4	20.2	19.3	19.4	19.5	2.8	20.2		

LTE Band 66 Measured Results (ANT4) (continued)

BW (MHz)	Mode	RB Allocation	RB Offset	Mode A Power (dBm)					Mode B Power (dBm)					
				131987	132322	132657	MPR	Max Power	131987	132322	132657	MPR	Max Power	
				1711.5 MHz	1745 MHz	1778.5 MHz			1711.5 MHz	1745 MHz	1778.5 MHz			
3	QPSK	1	0	22.3	22.2	22.0	0	22.6	22.7	22.8	22.9	0	23.0	
		1	8	22.4	22.3	22.1	0	22.6	22.8	22.9	23.0	0	23.0	
		1	14	22.3	22.2	22.0	0	22.6	22.8	22.8	22.8	0	23.0	
		8	0	22.3	22.2	22.1	0	22.6	22.8	22.8	22.9	0	23.0	
		8	4	22.4	22.3	22.2	0	22.6	22.9	22.9	22.9	0	23.0	
		8	7	22.4	22.2	22.1	0	22.6	22.8	22.9	22.9	0	23.0	
	16QAM	15	0	22.4	22.2	22.1	0	22.6	22.8	22.9	22.9	0	23.0	
		1	0	22.4	22.3	22.2	0	22.6	22.9	22.8	23.0	0	23.0	
		1	8	22.4	22.4	22.2	0	22.6	23.0	23.0	23.0	0	23.0	
		1	14	22.4	22.2	22.1	0	22.6	22.9	22.9	23.0	0	23.0	
		8	0	22.4	22.2	22.1	0	22.6	22.3	22.4	22.5	0	23.0	
		8	4	22.4	22.2	22.2	0	22.6	22.4	22.5	22.5	0	23.0	
	64QAM	8	7	22.4	22.2	22.1	0	22.6	22.4	22.5	22.5	0	23.0	
		15	0	22.3	22.2	22.1	0	22.6	22.3	22.4	22.4	0	23.0	
		1	0	22.4	22.4	22.1	0	22.6	22.5	22.5	22.7	0	23.0	
		1	8	22.4	22.4	22.4	0	22.6	22.7	22.6	22.7	0	23.0	
		1	14	22.4	22.3	22.3	0	22.6	22.5	22.5	22.6	0	23.0	
		8	0	21.7	21.6	21.6	0.4	22.2	21.4	21.3	21.5	0.8	22.2	
	256QAM	8	4	21.8	21.7	21.6	0.4	22.2	21.4	21.4	21.5	0.8	22.2	
		8	7	21.8	21.7	21.6	0.4	22.2	21.4	21.4	21.5	0.8	22.2	
		15	0	21.7	21.6	21.5	0.4	22.2	21.3	21.4	21.4	0.8	22.2	
		1	0	19.8	19.6	19.6	2.4	20.2	19.3	19.4	19.5	2.8	20.2	
		1	8	19.9	19.8	19.6	2.4	20.2	19.4	19.6	19.6	2.8	20.2	
		1	14	19.8	19.6	19.5	2.4	20.2	19.4	19.4	19.5	2.8	20.2	
	1.4	QPSK	8	0	19.8	19.6	19.5	2.4	20.2	19.4	19.3	19.4	2.8	20.2
			8	4	19.7	19.7	19.6	2.4	20.2	19.4	19.4	19.5	2.8	20.2
			8	7	19.8	19.6	19.5	2.4	20.2	19.4	19.4	19.5	2.8	20.2
8			7	19.8	19.6	19.5	2.4	20.2	19.4	19.4	19.5	2.8	20.2	
15			0	19.7	19.6	19.5	2.4	20.2	19.4	19.4	19.5	2.8	20.2	
15			0	19.7	19.6	19.5	2.4	20.2	19.4	19.4	19.5	2.8	20.2	
16QAM		QPSK	1	0	22.2	22.2	22.0	0	22.6	22.8	22.8	22.9	0	23.0
			1	3	22.3	22.2	22.1	0	22.6	22.8	22.9	22.9	0	23.0
			1	5	22.3	22.2	22.0	0	22.6	22.7	22.8	22.9	0	23.0
			3	0	22.3	22.2	22.1	0	22.6	22.8	22.8	22.9	0	23.0
			3	1	22.3	22.2	22.1	0	22.6	22.8	22.8	22.9	0	23.0
			3	3	22.3	22.2	22.1	0	22.6	22.8	22.8	22.9	0	23.0
	16QAM	6	0	22.3	22.2	22.1	0	22.6	22.8	22.8	22.9	0	23.0	
		1	0	22.4	22.3	22.2	0	22.6	22.9	23.0	23.0	0	23.0	
		1	3	22.4	22.2	22.2	0	22.6	22.9	23.0	23.0	0	23.0	
		1	5	22.4	22.3	22.2	0	22.6	22.9	23.0	23.0	0	23.0	
		3	0	22.3	22.1	22.1	0	22.6	22.8	22.9	23.0	0	23.0	
		3	1	22.3	22.1	22.1	0	22.6	22.8	22.9	23.0	0	23.0	
64QAM	3	3	22.4	22.2	22.1	0	22.6	22.8	22.9	23.0	0	23.0		
	6	0	22.3	22.2	22.1	0	22.6	22.3	22.5	22.4	0	23.0		
	1	0	22.4	22.2	22.2	0	22.6	22.5	22.4	22.6	0	23.0		
	1	3	22.4	22.3	22.3	0	22.6	22.5	22.5	22.6	0	23.0		
	1	5	22.4	22.3	22.2	0	22.6	22.4	22.5	22.6	0	23.0		
	3	0	22.3	22.3	22.1	0	22.6	22.3	22.4	22.5	0	23.0		
256QAM	3	1	22.3	22.3	22.1	0	22.6	22.3	22.4	22.5	0	23.0		
	3	3	22.3	22.3	22.1	0	22.6	22.3	22.4	22.5	0	23.0		
	6	0	21.7	21.6	21.5	0.4	22.2	21.2	21.3	21.5	0.8	22.2		
	1	0	19.8	19.6	19.6	2.4	20.2	19.3	19.5	19.5	2.8	20.2		
	1	3	19.7	19.7	19.7	2.4	20.2	19.4	19.5	19.5	2.8	20.2		
	1	5	19.7	19.6	19.5	2.4	20.2	19.4	19.4	19.5	2.8	20.2		
256QAM	3	0	19.7	19.6	19.4	2.4	20.2	19.4	19.4	19.5	2.8	20.2		
	3	1	19.7	19.5	19.4	2.4	20.2	19.4	19.4	19.5	2.8	20.2		
	3	3	19.7	19.6	19.4	2.4	20.2	19.4	19.4	19.5	2.8	20.2		
	6	0	19.8	19.6	19.4	2.4	20.2	19.2	19.5	19.5	2.8	20.2		
	6	0	19.8	19.6	19.4	2.4	20.2	19.2	19.5	19.5	2.8	20.2		
	6	0	19.8	19.6	19.4	2.4	20.2	19.2	19.5	19.5	2.8	20.2		

LTE Band 71 Measured Results (ANT1)

BW (MHz)	Mode	RB Allocation	RB Offset	Mode A Power (dBm)				Mode B Power (dBm)				
				133297		MPR	Max Power	133297		MPR	Max Power	
				680.5 MHz				680.5 MHz				
20	QPSK	1	0	24.6		0	25.7	24.6		0	25.7	
		1	49	24.7		0	25.7	24.7		0	25.7	
		1	99	24.7		0	25.7	24.7		0	25.7	
		50	0	24.0		1	24.7	24.0		1	24.7	
		50	24	24.0		1	24.7	24.0		1	24.7	
		50	50	24.0		1	24.7	24.0		1	24.7	
	16QAM	100	0	24.0		1	24.7	24.0		1	24.7	
		1	0	24.1		1	24.7	24.1		1	24.7	
		1	49	24.5		1	24.7	24.5		1	24.7	
		1	99	24.4		1	24.7	24.4		1	24.7	
		50	0	23.1		2	23.7	23.1		2	23.7	
		50	24	23.2		2	23.7	23.2		2	23.7	
	64QAM	50	50	23.3		2	23.7	23.3		2	23.7	
		100	0	23.2		2	23.7	23.2		2	23.7	
		1	0	23.1		2	23.7	23.1		2	23.7	
		1	49	23.4		2	23.7	23.4		2	23.7	
		1	99	23.3		2	23.7	23.3		2	23.7	
		50	0	22.1		3	22.7	22.1		3	22.7	
	256QAM	50	24	22.2		3	22.7	22.2		3	22.7	
		50	50	22.3		3	22.7	22.3		3	22.7	
		100	0	22.2		3	22.7	22.2		3	22.7	
		1	0	20.2		5	20.7	20.2		5	20.7	
		1	49	20.3		5	20.7	20.3		5	20.7	
		1	99	20.5		5	20.7	20.5		5	20.7	
256QAM	50	0	20.1		5	20.7	20.1		5	20.7		
	50	24	20.2		5	20.7	20.2		5	20.7		
	50	50	20.3		5	20.7	20.3		5	20.7		
	100	0	20.1		5	20.7	20.1		5	20.7		
					Mode A Power (dBm)				Mode B Power (dBm)			
	BW (MHz)	Mode	RB Allocation	RB Offset	133297		MPR	Max Power	133297		MPR	Max Power
680.5 MHz					680.5 MHz							
15	QPSK	1	0	24.8		0	25.7	24.8		0	25.7	
		1	37	24.9		0	25.7	24.9		0	25.7	
		1	74	24.9		0	25.7	24.9		0	25.7	
		36	0	24.1		1	24.7	24.1		1	24.7	
		36	20	24.2		1	24.7	24.2		1	24.7	
		36	39	24.2		1	24.7	24.2		1	24.7	
	16QAM	75	0	24.1		1	24.7	24.1		1	24.7	
		1	0	24.3		1	24.7	24.3		1	24.7	
		1	37	24.4		1	24.7	24.4		1	24.7	
		1	74	24.3		1	24.7	24.3		1	24.7	
		36	0	23.1		2	23.7	23.1		2	23.7	
		36	20	23.2		2	23.7	23.2		2	23.7	
	64QAM	36	39	23.2		2	23.7	23.2		2	23.7	
		75	0	23.2		2	23.7	23.2		2	23.7	
		1	0	23.2		2	23.7	23.2		2	23.7	
		1	37	23.3		2	23.7	23.3		2	23.7	
		1	74	23.4		2	23.7	23.4		2	23.7	
		36	0	22.1		3	22.7	22.1		3	22.7	
	256QAM	36	20	22.2		3	22.7	22.2		3	22.7	
		36	39	22.2		3	22.7	22.2		3	22.7	
		75	0	22.2		3	22.7	22.2		3	22.7	
		1	0	20.2		5	20.7	20.2		5	20.7	
		1	37	20.4		5	20.7	20.4		5	20.7	
		1	74	20.4		5	20.7	20.4		5	20.7	
256QAM	36	0	20.1		5	20.7	20.1		5	20.7		
	36	20	20.2		5	20.7	20.2		5	20.7		
	36	39	20.2		5	20.7	20.2		5	20.7		
	75	0	20.2		5	20.7	20.2		5	20.7		
					Mode A Power (dBm)				Mode B Power (dBm)			
	BW (MHz)	Mode	RB Allocation	RB Offset	133297		MPR	Max Power	133297		MPR	Max Power
680.5 MHz					680.5 MHz							

LTE Band 71 Measured Results (ANT1) (continued)

BW (MHz)	Mode	RB Allocation	RB Offset	Mode A Power (dBm)				Mode B Power (dBm)					
				133297 680.5 MHz		MPR	Max Power	133297 680.5 MHz		MPR	Max Power		
10	QPSK	1	0	24.9		0	25.7	24.9		0	25.7		
		1	25	25.0		0	25.7	25.0		0	25.7		
		1	49	25.0		0	25.7	25.0		0	25.7		
		25	0	24.3		1	24.7	24.3		1	24.7		
		25	12	24.3		1	24.7	24.3		1	24.7		
		25	25	24.4		1	24.7	24.4		1	24.7		
		50	0	24.3		1	24.7	24.3		1	24.7		
	16QAM	1	0	24.5		1	24.7	24.5		1	24.7		
		1	25	24.5		1	24.7	24.5		1	24.7		
		1	49	24.5		1	24.7	24.5		1	24.7		
		25	0	23.3		2	23.7	23.3		2	23.7		
		25	12	23.3		2	23.7	23.3		2	23.7		
		25	25	23.4		2	23.7	23.4		2	23.7		
	64QAM	50	0	23.3		2	23.7	23.3		2	23.7		
		1	0	23.4		2	23.7	23.4		2	23.7		
		1	25	23.5		2	23.7	23.5		2	23.7		
		1	49	23.5		2	23.7	23.5		2	23.7		
		25	0	22.3		3	22.7	22.3		3	22.7		
		25	12	22.3		3	22.7	22.3		3	22.7		
		25	25	22.3		3	22.7	22.3		3	22.7		
256QAM	50	0	22.3		3	22.7	22.3		3	22.7			
	1	0	20.3		5	20.7	20.3		5	20.7			
	1	25	20.5		5	20.7	20.5		5	20.7			
	1	49	20.4		5	20.7	20.4		5	20.7			
	25	0	20.3		5	20.7	20.3		5	20.7			
	25	12	20.3		5	20.7	20.3		5	20.7			
	25	25	20.4		5	20.7	20.4		5	20.7			
50	0	20.3		5	20.7	20.3		5	20.7				
BW (MHz)	Mode	RB Allocation	RB Offset	Mode A Power (dBm)				Mode B Power (dBm)					
				133147 665.5 MHz	133297 680.5 MHz	133447 695.5 MHz	MPR	Max Power	133147 665.5 MHz	133297 680.5 MHz	133447 695.5 MHz	MPR	Max Power
5	QPSK	1	0	24.8	24.9	25.1	0	25.7	24.8	24.9	25.1	0	25.7
		1	12	24.9	25.1	25.2	0	25.7	24.9	25.1	25.2	0	25.7
		1	24	24.8	25.0	25.0	0	25.7	24.8	25.0	25.0	0	25.7
		12	0	24.1	24.2	24.4	1	24.7	24.1	24.2	24.4	1	24.7
		12	7	24.2	24.3	24.5	1	24.7	24.2	24.3	24.5	1	24.7
		12	13	24.2	24.3	24.4	1	24.7	24.2	24.3	24.4	1	24.7
		25	0	24.2	24.3	24.4	1	24.7	24.2	24.3	24.4	1	24.7
	16QAM	1	0	24.2	24.4	24.5	1	24.7	24.2	24.4	24.5	1	24.7
		1	12	24.3	24.5	24.6	1	24.7	24.3	24.5	24.6	1	24.7
		1	24	24.3	24.4	24.5	1	24.7	24.3	24.4	24.5	1	24.7
		12	0	23.2	23.3	23.4	2	23.7	23.2	23.3	23.4	2	23.7
		12	7	23.3	23.3	23.4	2	23.7	23.3	23.3	23.4	2	23.7
		12	13	23.3	23.4	23.3	2	23.7	23.3	23.4	23.3	2	23.7
		25	0	23.1	23.3	23.4	2	23.7	23.1	23.3	23.4	2	23.7
	64QAM	1	0	23.1	23.4	23.5	2	23.7	23.1	23.4	23.5	2	23.7
		1	12	23.3	23.4	23.5	2	23.7	23.3	23.4	23.5	2	23.7
		1	24	23.3	23.4	23.5	2	23.7	23.3	23.4	23.5	2	23.7
		12	0	22.1	22.3	22.4	3	22.7	22.1	22.3	22.4	3	22.7
		12	7	22.2	22.3	22.5	3	22.7	22.2	22.3	22.5	3	22.7
		12	13	22.2	22.4	22.4	3	22.7	22.2	22.4	22.4	3	22.7
25		0	22.2	22.3	22.4	3	22.7	22.2	22.3	22.4	3	22.7	
256QAM	1	0	20.2	20.4	20.6	5	20.7	20.2	20.4	20.6	5	20.7	
	1	12	20.4	20.5	20.7	5	20.7	20.4	20.5	20.7	5	20.7	
	1	24	20.2	20.5	20.5	5	20.7	20.2	20.5	20.5	5	20.7	
	12	0	20.1	20.3	20.5	5	20.7	20.1	20.3	20.5	5	20.7	
	12	7	20.2	20.3	20.5	5	20.7	20.2	20.3	20.5	5	20.7	
	12	13	20.2	20.3	20.5	5	20.7	20.2	20.3	20.5	5	20.7	
	25	0	20.2	20.3	20.5	5	20.7	20.2	20.3	20.5	5	20.7	

p

LTE Band 71 Measured Results (ANT2)

BW (MHz)	Mode	RB Allocation	RB Offset	Mode A Power (dBm)				Mode B Power (dBm)			
				133297		MPR	Max Power	133297		MPR	Max Power
				680.5 MHz				680.5 MHz			
20	QPSK	1	0	24.1		0	25.2	24.3		0	25.2
		1	49	24.3		0	25.2	24.3		0	25.2
		1	99	24.3		0	25.2	24.3		0	25.2
		50	0	23.7		1	24.2	23.7		1	24.2
		50	24	23.7		1	24.2	23.7		1	24.2
		50	50	23.7		1	24.2	23.7		1	24.2
		100	0	23.7		1	24.2	23.7		1	24.2
	16QAM	1	0	23.9		1	24.2	23.9		1	24.2
		1	49	24.2		1	24.2	24.2		1	24.2
		1	99	23.9		1	24.2	24.1		1	24.2
		50	0	22.8		2	23.2	22.9		2	23.2
		50	24	22.8		2	23.2	23.0		2	23.2
		50	50	22.8		2	23.2	23.0		2	23.2
		100	0	22.8		2	23.2	22.9		2	23.2
	64QAM	1	0	22.8		2	23.2	23.0		2	23.2
		1	49	23.1		2	23.2	23.2		2	23.2
		1	99	23.0		2	23.2	23.2		2	23.2
		50	0	21.8		3	22.2	21.9		3	22.2
		50	24	21.8		3	22.2	22.0		3	22.2
		50	50	21.9		3	22.2	22.0		3	22.2
		100	0	21.8		3	22.2	21.9		3	22.2
	256QAM	1	0	19.8		5	20.2	20.1		5	20.2
		1	49	19.9		5	20.2	20.0		5	20.2
		1	99	20.0		5	20.2	20.2		5	20.2
50		0	19.8		5	20.2	19.9		5	20.2	
50		24	19.8		5	20.2	20.0		5	20.2	
50		50	19.9		5	20.2	20.0		5	20.2	
100		0	19.8		5	20.2	20.0		5	20.2	
BW (MHz)	Mode	RB Allocation	RB Offset	Mode A Power (dBm)				Mode B Power (dBm)			
				133297		MPR	Max Power	133297		MPR	Max Power
				680.5 MHz				680.5 MHz			
15	QPSK	1	0	24.2		0	25.2	24.4		0	25.2
		1	37	24.4		0	25.2	24.6		0	25.2
		1	74	24.3		0	25.2	24.6		0	25.2
		36	0	23.8		1	24.2	23.8		1	24.2
		36	20	23.8		1	24.2	23.9		1	24.2
		36	39	23.8		1	24.2	24.0		1	24.2
		75	0	23.8		1	24.2	23.9		1	24.2
	16QAM	1	0	23.8		1	24.2	23.9		1	24.2
		1	37	24.0		1	24.2	24.1		1	24.2
		1	74	24.0		1	24.2	24.0		1	24.2
		36	0	22.7		2	23.2	22.9		2	23.2
		36	20	22.8		2	23.2	22.9		2	23.2
		36	39	22.8		2	23.2	23.0		2	23.2
		75	0	22.8		2	23.2	22.9		2	23.2
	64QAM	1	0	22.8		2	23.2	23.0		2	23.2
		1	37	23.0		2	23.2	23.2		2	23.2
		1	74	23.0		2	23.2	23.1		2	23.2
		36	0	21.7		3	22.2	21.8		3	22.2
		36	20	21.8		3	22.2	21.9		3	22.2
		36	39	21.8		3	22.2	22.0		3	22.2
		75	0	21.8		3	22.2	21.9		3	22.2
	256QAM	1	0	19.7		5	20.2	19.9		5	20.2
		1	37	19.9		5	20.2	20.1		5	20.2
		1	74	20.0		5	20.2	20.2		5	20.2
36		0	19.8		5	20.2	19.9		5	20.2	
36		20	19.8		5	20.2	19.9		5	20.2	
36		39	19.8		5	20.2	20.0		5	20.2	
75		0	19.8		5	20.2	19.9		5	20.2	

LTE Band 71 Measured Results (ANT2) (continued)

BW (MHz)	Mode	RB Allocation	RB Offset	Mode A Power (dBm)					Mode B Power (dBm)				
				133297 680.5 MHz			MPR	Max Power	133297 680.5 MHz			MPR	Max Power
10	QPSK	1	0	24.5			0	25.2	24.7			0	25.2
		1	25	24.5			0	25.2	24.8			0	25.2
		1	49	24.5			0	25.2	24.8			0	25.2
		25	0	23.9			1	24.2	24.0			1	24.2
		25	12	23.9			1	24.2	24.1			1	24.2
		25	25	23.9			1	24.2	24.1			1	24.2
		50	0	23.8			1	24.2	24.1			1	24.2
	16QAM	1	0	24.2			1	24.2	24.2			1	24.2
		1	25	24.2			1	24.2	24.2			1	24.2
		1	49	24.1			1	24.2	24.2			1	24.2
		25	0	22.9			2	23.2	23.1			2	23.2
		25	12	22.9			2	23.2	23.1			2	23.2
		25	25	23.0			2	23.2	23.1			2	23.2
	64QAM	50	0	22.9			2	23.2	23.0			2	23.2
		1	0	23.2			2	23.2	23.2			2	23.2
		1	25	23.2			2	23.2	23.2			2	23.2
		1	49	23.1			2	23.2	23.2			2	23.2
		25	0	21.9			3	22.2	22.1			3	22.2
		25	12	21.9			3	22.2	22.1			3	22.2
		25	25	22.0			3	22.2	22.1			3	22.2
256QAM	50	0	21.9			3	22.2	22.0			3	22.2	
	1	0	20.1			5	20.2	20.0			5	20.2	
	1	25	20.1			5	20.2	20.2			5	20.2	
	1	49	20.2			5	20.2	20.2			5	20.2	
	25	0	19.9			5	20.2	20.1			5	20.2	
	25	12	20.0			5	20.2	20.1			5	20.2	
	25	25	20.0			5	20.2	20.1			5	20.2	
		50	0	19.9			5	20.2	20.0			5	20.2
BW (MHz)	Mode	RB Allocation	RB Offset	Mode A Power (dBm)					Mode B Power (dBm)				
				133147 665.5 MHz	133297 680.5 MHz	133447 695.5 MHz	MPR	Max Power	133147 665.5 MHz	133297 680.5 MHz	133447 695.5 MHz	MPR	Max Power
5	QPSK	1	0	24.2	24.5	24.5	0	25.2	24.3	24.7	24.7	0	25.2
		1	12	24.4	24.6	24.5	0	25.2	24.5	24.9	24.8	0	25.2
		1	24	24.2	24.5	24.4	0	25.2	24.4	24.8	24.7	0	25.2
		12	0	23.6	23.9	24.0	1	24.2	23.6	24.0	24.0	1	24.2
		12	7	23.7	23.9	24.0	1	24.2	23.7	24.1	24.1	1	24.2
		12	13	23.7	23.9	23.9	1	24.2	23.7	24.1	24.0	1	24.2
		25	0	23.7	23.9	23.9	1	24.2	23.7	24.0	24.0	1	24.2
	16QAM	1	0	24.0	24.2	24.1	1	24.2	23.8	24.1	24.2	1	24.2
		1	12	24.2	24.2	24.2	1	24.2	23.9	24.2	24.2	1	24.2
		1	24	24.0	24.1	24.2	1	24.2	23.9	24.2	24.1	1	24.2
		12	0	22.7	22.8	23.1	2	23.2	22.6	23.0	23.1	2	23.2
		12	7	22.8	22.9	23.1	2	23.2	22.9	23.1	23.1	2	23.2
		12	13	22.8	22.9	23.0	2	23.2	22.8	23.1	23.0	2	23.2
	64QAM	25	0	22.7	22.9	23.0	2	23.2	22.7	23.0	23.0	2	23.2
		1	0	22.9	23.2	23.2	2	23.2	22.8	23.2	23.2	2	23.2
		1	12	23.0	23.2	23.2	2	23.2	22.9	23.2	23.2	2	23.2
		1	24	22.9	23.2	23.1	2	23.2	23.0	23.2	23.2	2	23.2
		12	0	21.8	21.8	21.9	3	22.2	21.7	22.0	22.1	3	22.2
		12	7	21.9	21.8	22.0	3	22.2	21.8	22.1	22.1	3	22.2
		12	13	21.8	21.9	21.9	3	22.2	21.8	22.1	22.0	3	22.2
256QAM	25	0	21.8	21.9	22.0	3	22.2	21.7	22.0	22.0	3	22.2	
	1	0	19.7	20.0	20.2	5	20.2	19.8	20.2	20.2	5	20.2	
	1	12	19.9	20.1	20.1	5	20.2	20.0	20.2	20.2	5	20.2	
	1	24	19.8	20.0	20.0	5	20.2	19.9	20.1	20.2	5	20.2	
	12	0	19.7	19.9	20.0	5	20.2	19.7	20.1	20.1	5	20.2	
	12	7	19.8	20.0	20.1	5	20.2	19.8	20.1	20.1	5	20.2	
		12	13	19.7	20.0	20.0	5	20.2	19.8	20.1	20.0	5	20.2
		25	0	19.7	19.9	20.0	5	20.2	19.7	20.1	20.1	5	20.2

9.4. LTE Up-Link Carrier Aggregation

The following tests were conducted according to the test requirements outlined in section 6.2 of the 3GPP TS36.101 specification.

For inter-band carrier aggregation with uplink assigned to one E-UTRA band (Table 5.6A-1), the requirements in subclause 6.2.3 apply.

For inter-band carrier aggregation with one component carrier per operating band and the uplink active in two E-UTRA bands, the requirements in subclause 6.2.3 apply for each uplink component carrier.

For intra-band contiguous carrier aggregation the allowed Maximum Power Reduction (MPR) for the maximum output power applicable to the DUT in table below. In case the modulation format is different on different component carriers then the MPR is determined by the rules applied to higher order of those modulations.

Modulation	CA bandwidth Class B and C / Smallest Component Carrier Transmission Bandwidth Configuration				MPR (dB)
	25 RB	50 RB	75 RB	100 RB	
QPSK	> 8 and ≤ 25	> 12 and ≤ 50	> 16 and ≤ 75	> 18 and ≤ 100	≤ 1
QPSK	> 25	> 50	> 75	> 100	≤ 2
16 QAM	≤ 8	≤ 12	≤ 16	≤ 18	≤ 1
16 QAM	> 8 and ≤ 25	> 12 and ≤ 50	> 16 and ≤ 75	> 18 and ≤ 100	≤ 2
16 QAM	> 25	> 50	> 75	> 100	≤ 3
64 QAM	≤ 8 and allocation wholly contained within a single CC	≤ 12 and allocation wholly contained within a single CC	≤ 16 and allocation wholly contained within a single CC	≤ 18 and allocation wholly contained within a single CC	≤ 2
64 QAM	> 8 or allocation extends across two CC's	> 12 or allocation extends across two CC's	> 16 or allocation extends across two CC's	> 18 or allocation extends across two CC's	≤ 3

For PUCCH and SRS transmissions, the allowed MPR is according to that specified for PUSCH WPKD modulation for the corresponding transmission bandwidth.

For intra-band contiguous carrier aggregation bandwidth class C with non-contiguous resource allocation, the allowed Maximum Power Reduction (MPR) for the maximum output power in Table 6.2.2A-1 is specified as follows

$$MPR = \text{CEIL} \{ \min(M_A, M_{IM5}), 0.5 \}$$

Where M_A is defined as follows

$M_A =$	8.2	; $0 \leq A < 0.025$
	$9.2 - 40A$; $0.025 \leq A < 0.05$
	$8 - 16A$; $0.05 \leq A < 0.25$
	$4.83 - 3.33A$; $0.25 \leq A \leq 0.4$

$$3.83 - 0.83A \quad ; 0.4 \leq A \leq 1$$

and M_{IM5} is defined as follows

$$M_{IM5} = \begin{array}{ll} 4.5 & ; \Delta_{IM5} < 1.5 * BW_{Channel_CA} \\ 6.0 & ; 1.5 * BW_{Channel_CA} \leq \Delta_{IM5} < BW_{Channel_CA}/2 + \Delta f_{ooB} \\ M_A & ; \Delta_{IM5} \geq BW_{Channel_CA}/2 + \Delta f_{ooB} \end{array}$$

Where

$$A = N_{RB_alloc} / N_{RB_agg}$$

$$\Delta_{IM5} = \max(|F_{C_agg} - (3 * F_{agg_alloc_low} - 2 * F_{agg_alloc_high})|, |F_{C_agg} - (3 * F_{agg_alloc_high} - 2 * F_{agg_alloc_low})|)$$

$CEIL\{M_A, 0.5\}$ means rounding upwards to closest 0.5dB, i.e. $MPR \in [3.0, 3.5, 4.0, 4.5, 5.0, 5.5, 6.0, 6.5, 7.0, 7.5, 8.0, 8.5]$

For intra-band carrier aggregation, the MPR is evaluated per slot and given by the maximum value taken over the transmission(s) on all component carriers within the slot; the maximum MPR over the two slots is then applied for the entire subframe.

For intra-band non-contiguous carrier aggregation with one uplink carrier on the PCC, the requirements in the subclause 6.2.3 apply. For intra-band non-contiguous aggregation with two uplink carriers the MPR is defined for those E-UTRA bands where maximum possible $W_{GAP} \leq 42.2$ MHz as follows

$$MPR = CEIL\{M_A, 0.5\}$$

Where M_N is defined as follows

$$M_N = \begin{array}{ll} -0.125N + 18.25 & ; 2 \leq N \leq 50 \\ -0.0333 N + 13.67 & ; 50 < N \leq 200 \end{array}$$

Where $N = N_{RB_alloc}$ is the number of allocated resource blocks.

For the UE maximum output power modified by MPR, the power limits specified in subclause 6.2.5A apply.

LTE Intra-Band Contiguous Carrier Aggregation

UL CA shall be tested based on the worst-case SAR configuration determined from non-CA SAR testing result. The channel BW, channel number, RB allocation, etc. would be selected to allow contiguous CA of PCC and SCC. Uplink output power for UL CA is the total power measured across the PCC and SCC.

UL CA power measurements were performed for each antennas at with QPSK modulation based on the worst-case standalone SAR.

The UL CA mode power measurements represent the total power across both carriers. Measurements were made for all supported PCC bandwidths using the channel/RB combination resulting in the highest standalone output power at the least MPR (0 dB). SCCs were set to use configurations similar to the PCC to establish conservative or worst-case equivalent SAR test conditions (highest maximum output power with MPR of 0 dB and RB allocation setting).

The standalone power measurement is the power for the PCC in the non-CA mode (i.e. single carrier power). In all cases the UL CA power is less than or equal to the standalone power, which is in accordance with the tune-up limits in table below.

According to April 2015 TCB workshop, SAR test exclusion can be applied for testing overlapping LTE bands as follows:

- a) The maximum output power, including tolerance, for the smaller band must be ≤ the larger band to qualify for the SAR test exclusion.
- b) The channel bandwidth and other operating parameters for the smaller band must be fully supported by the larger band.

According to November 2017 TCB workshop, Uplink CA SAR Test Guidance as follows:

- a) When the maximum output power for UL CA is ≤ standalone LTE mode (without CA)
 - PCC is configured according to the highest standalone SAR configuration tested.
 - SCC and subsequent CCs are configured according to procedures used for power measurement and parameters (BW, RB etc.) similar to that used for the PCC.
- b) When the Reported SAR for UL CA configuration, described above, is > 1.2 W/kg, UL CA SAR is also required for all required test channels (PCC based)
- c) UL CA SAR is also required for standalone SAR configurations > 1.2 W/kg when they are scaled to the UL CA power level.

Maximum Output Power for LTE UL Carrier Aggregation

RF Air interface	Mode	Maximum Output Power (dBm)							
		ANT7		ANT8		ANT9		ANT4	
		Mode A	Mode B	Mode A	Mode B	Mode A	Mode B	Mode A	Mode B
CA_5B	QPSK	25.7	25.7	24.5	25.2				
CA_7C	QPSK	24.4	21.4	20.3	20.6	22.5	19.3	21.1	20.6
CA_41C (PC3)	QPSK	25.7	21.7	21.9	22.7	24.0	21.3	22.3	22.6
CA_41C (PC2)	QPSK	27.7	23.2	23.4	24.7	26.0	23.3	24.3	24.6
RF Air interface	Mode	Maximum Output Power (dBm)							
		ANT7		ANT8		ANT9		ANT4	
		Mode A	Mode B	Mode A	Mode B	Mode A	Mode B	Mode A	Mode B
CA_48C	QPSK	23.7	20.6	24.4	24.5	23.1	20.7	24.7	24.7

Note(s):

PCC RB allocation setting for UL CA has been adjusted based on the worst-case power.

LTE CA 5B Measured Results

UL CA Combination	Antenna	Power Mode(s)	Modulation	PCC					SCC					Standalone Power		(PCC + SCC) UL CA Power		
				BW (MHz)	Channel	Frequency (MHz)	RB	Offset	BW (MHz)	Channel	Frequency (MHz)	RB	Offset	Maximum Output Power (dBm)	UL CA Inactive (dBm)	Maximum Output Power (dBm)	UL CA Active (dBm)	Delta
CA_5B	ANT 1	Mode A	QPSK	10	20476	831.6	1	49	10	20575	841.5	1	0	25.7	25.1	25.7	24.9	-0.2
CA_5B	ANT 1	Mode B	QPSK	10	20501	834.1	1	49	10	20600	844.0	1	0	25.7	25.1	25.7	24.9	-0.2
CA_5B	ANT 2	Mode A	QPSK	10	20450	829.0	1	49	10	20549	838.9	1	0	24.5	23.8	24.5	23.7	-0.1
CA_5B	ANT 2	Mode B	QPSK	10	20501	834.1	1	49	10	20600	844.0	1	0	25.2	23.9	25.2	23.9	0.1

LTE CA 7C Measured Results

UL CA Combination	Antenna	Power Mode(s)	Modulation	PCC					SCC					Standalone Power		(PCC + SCC) UL CA Power		
				BW (MHz)	Channel	Frequency (MHz)	RB	Offset	BW (MHz)	Channel	Frequency (MHz)	RB	Offset	Maximum Output Power (dBm)	UL CA Inactive (dBm)	Maximum Output Power (dBm)	UL CA Active (dBm)	Delta
CA_7C	ANT 1	Mode A	QPSK	20	20850	2510.0	1	99	20	21048	2529.8	1	0	24.4	23.6	24.4	23.6	0.0
CA_7C	ANT 1	Mode A	QPSK	20	21001	2525.1	1	99	20	21199	2544.9	1	0	24.4	23.6	24.4	23.6	0.0
CA_7C	ANT 1	Mode A	QPSK	20	21152	2540.2	1	99	20	21350	2560.0	1	0	24.4	23.6	24.4	23.6	0.0
CA_7C	ANT 1	Mode B	QPSK	20	20850	2510.0	1	99	20	21048	2529.8	1	0	21.4	20.6	21.4	20.7	0.1
CA_7C	ANT 1	Mode B	QPSK	20	21001	2525.1	1	99	20	21199	2544.9	1	0	21.4	20.6	21.4	20.6	0.0
CA_7C	ANT 1	Mode B	QPSK	20	21152	2540.2	1	99	20	21350	2560.0	1	0	21.4	20.6	21.4	20.6	0.0
CA_7C	ANT 2	Mode A	QPSK	20	20850	2510.0	1	99	20	21048	2529.8	1	0	20.3	19.5	20.3	19.5	0.0
CA_7C	ANT 2	Mode A	QPSK	20	21001	2525.1	1	99	20	21199	2544.9	1	0	20.3	19.5	20.3	19.6	0.0
CA_7C	ANT 2	Mode A	QPSK	20	21152	2540.2	1	99	20	21350	2560.0	1	0	20.3	19.5	20.3	19.6	0.0
CA_7C	ANT 2	Mode B	QPSK	20	20850	2510.0	1	99	20	21048	2529.8	1	0	20.6	19.8	20.6	19.9	0.1
CA_7C	ANT 2	Mode B	QPSK	20	21001	2525.1	1	99	20	21199	2544.9	1	0	20.6	19.8	20.6	19.9	0.1
CA_7C	ANT 2	Mode B	QPSK	20	21152	2540.2	1	99	20	21350	2560.0	1	0	20.6	19.8	20.6	19.8	0.0
CA_7C	ANT 3	Mode A	QPSK	20	20850	2510.0	1	99	20	21048	2529.8	1	0	22.5	22.0	22.5	22.0	0.0
CA_7C	ANT 3	Mode A	QPSK	20	21001	2525.1	1	99	20	21199	2544.9	1	0	22.5	22.0	22.5	22.0	0.0
CA_7C	ANT 3	Mode A	QPSK	20	21152	2540.2	1	99	20	21350	2560.0	1	0	22.5	21.9	22.5	21.9	0.0
CA_7C	ANT 3	Mode B	QPSK	20	20850	2510.0	1	99	20	21048	2529.8	1	0	19.3	18.8	19.3	18.8	0.1
CA_7C	ANT 3	Mode B	QPSK	20	21001	2525.1	1	99	20	21199	2544.9	1	0	19.3	18.8	19.3	18.8	0.0
CA_7C	ANT 3	Mode B	QPSK	20	21152	2540.2	1	99	20	21350	2560.0	1	0	19.3	18.7	19.3	18.8	0.1
CA_7C	ANT 4	Mode A	QPSK	20	20850	2510.0	1	99	20	21048	2529.8	1	0	21.1	20.3	21.1	20.4	0.1
CA_7C	ANT 4	Mode A	QPSK	20	21001	2525.1	1	99	20	21199	2544.9	1	0	21.1	20.2	21.1	20.2	0.0
CA_7C	ANT 4	Mode A	QPSK	20	21152	2540.2	1	99	20	21350	2560.0	1	0	21.1	20.1	21.1	20.2	0.1
CA_7C	ANT 4	Mode B	QPSK	20	20850	2510.0	1	99	20	21048	2529.8	1	0	20.6	19.9	20.6	19.9	0.0
CA_7C	ANT 4	Mode B	QPSK	20	21001	2525.1	1	99	20	21199	2544.9	1	0	20.6	19.7	20.6	19.7	0.0
CA_7C	ANT 4	Mode B	QPSK	20	21152	2540.2	1	99	20	21350	2560.0	1	0	20.6	19.6	20.6	19.7	0.0

LTE CA 41C (PC3) Measured Results

UL CA Combination	Antenna	Power Mode(s)	Modulation	PCC					SCC					Standalone Power		(PCC + SCC) UL CA Power		
				BW (MHz)	Channel	Frequency (MHz)	RB	Offset	BW (MHz)	Channel	Frequency (MHz)	RB	Offset	Maximum Output Power (dBm)	UL CA Inactive (dBm)	Maximum Output Power (dBm)	UL CA Active (dBm)	Delta
CA_41C	ANT 1	Mode A	QPSK	20	39750	2506.0	1	99	20	39948	2525.8	1	0	25.7	24.8	25.7	24.9	0.1
CA_41C	ANT 1	Mode A	QPSK	20	40521	2583.1	1	99	20	40719	2602.9	1	0	25.7	24.8	25.7	24.8	0.0
CA_41C	ANT 1	Mode A	QPSK	20	41292	2660.2	1	99	20	41490	2680.0	1	0	25.7	24.7	25.7	24.7	-0.1
CA_41C	ANT 1	Mode B	QPSK	20	39750	2506.0	1	99	20	39948	2525.8	1	0	21.7	20.9	21.7	20.9	0.0
CA_41C	ANT 1	Mode B	QPSK	20	40521	2583.1	1	99	20	40719	2602.9	1	0	21.7	20.8	21.7	20.8	0.0
CA_41C	ANT 1	Mode B	QPSK	20	41292	2660.2	1	99	20	41490	2680.0	1	0	21.7	20.8	21.7	20.7	-0.1
CA_41C	ANT 2	Mode A	QPSK	20	39750	2506.0	1	99	20	39948	2525.8	1	0	21.9	21.3	21.9	21.3	0.1
CA_41C	ANT 2	Mode A	QPSK	20	40521	2583.1	1	99	20	40719	2602.9	1	0	21.9	21.2	21.9	21.1	0.0
CA_41C	ANT 2	Mode A	QPSK	20	41292	2660.2	1	99	20	41490	2680.0	1	0	21.9	20.9	21.9	20.8	-0.1
CA_41C	ANT 2	Mode B	QPSK	20	39750	2506.0	1	99	20	39948	2525.8	1	0	22.7	22.1	22.7	22.1	0.0
CA_41C	ANT 2	Mode B	QPSK	20	40521	2583.1	1	99	20	40719	2602.9	1	0	22.7	22.0	22.7	22.0	0.0
CA_41C	ANT 2	Mode B	QPSK	20	41292	2660.2	1	99	20	41490	2680.0	1	0	22.7	21.6	22.7	21.7	0.0
CA_41C	ANT 3	Mode A	QPSK	20	39750	2506.0	1	99	20	39948	2525.8	1	0	24.0	24.0	24.0	24.0	0.0
CA_41C	ANT 3	Mode A	QPSK	20	40521	2583.1	1	99	20	40719	2602.9	1	0	24.0	23.5	24.0	23.6	0.1
CA_41C	ANT 3	Mode A	QPSK	20	41292	2660.2	1	99	20	41490	2680.0	1	0	24.0	23.3	24.0	23.3	0.0
CA_41C	ANT 3	Mode B	QPSK	20	39750	2506.0	1	99	20	39948	2525.8	1	0	21.3	21.3	21.3	21.3	0.1
CA_41C	ANT 3	Mode B	QPSK	20	40521	2583.1	1	99	20	40719	2602.9	1	0	21.3	20.8	21.3	20.8	0.0
CA_41C	ANT 3	Mode B	QPSK	20	41292	2660.2	1	99	20	41490	2680.0	1	0	21.3	20.6	21.3	20.6	0.0
CA_41C	ANT 4	Mode A	QPSK	20	39750	2506.0	1	99	20	39948	2525.8	1	0	22.3	22.0	22.3	22.1	0.1
CA_41C	ANT 4	Mode A	QPSK	20	40521	2583.1	1	99	20	40719	2602.9	1	0	22.3	21.5	22.3	21.5	0.0
CA_41C	ANT 4	Mode A	QPSK	20	41292	2660.2	1	99	20	41490	2680.0	1	0	22.3	21.4	22.3	21.4	0.0
CA_41C	ANT 4	Mode B	QPSK	20	39750	2506.0	1	99	20	39948	2525.8	1	0	22.6	22.3	22.6	22.4	0.1
CA_41C	ANT 4	Mode B	QPSK	20	40521	2583.1	1	99	20	40719	2602.9	1	0	22.6	21.9	22.6	21.9	-0.1
CA_41C	ANT 4	Mode B	QPSK	20	41292	2660.2	1	99	20	41490	2680.0	1	0	22.6	21.7	22.6	21.9	0.2

Note(s):

1. Additional SAR for UL CA PC2 is not required. Test reduction has been applied based on standalone SAR.
2. SAR evaluation for PC2 is only required when its Maximum output power is higher from PC3.

LTE CA 48C Measured Results

UL CA Combination	Antenna	Power Mode(s)	Modulation	PCC					SCC					Standalone Power		(PCC + SCC) UL CA Power		
				BW (MHz)	Channel	Frequency (MHz)	RB	Offset	BW (MHz)	Channel	Frequency (MHz)	RB	Offset	Maximum Output Power (dBm)	UL CA Inactive (dBm)	Maximum Output Power (dBm)	UL CA Active (dBm)	Delta
CA_48C	ANT 7	Mode A	QPSK	20	55340	3560.0	1	99	20	55538	3579.8	1	0	23.7	22.9	23.7	23.1	0.1
CA_48C	ANT 7	Mode A	QPSK	20	55891	3615.1	1	99	20	56089	3634.9	1	0	23.7	22.9	23.7	23.0	0.1
CA_48C	ANT 7	Mode A	QPSK	20	56442	3670.2	1	99	20	56640	3690.0	1	0	23.7	23.1	23.7	23.1	0.1
CA_48C	ANT 7	Mode B	QPSK	20	55340	3560.0	1	99	20	55538	3579.8	1	0	20.6	19.9	20.6	20.0	0.1
CA_48C	ANT 7	Mode B	QPSK	20	55891	3615.1	1	99	20	56089	3634.9	1	0	20.6	19.8	20.6	19.9	0.1
CA_48C	ANT 7	Mode B	QPSK	20	56442	3670.2	1	99	20	56640	3690.0	1	0	20.6	20.0	20.6	20.0	0.1
CA_48C	ANT 8	Mode A	QPSK	20	55340	3560.0	1	99	20	55538	3579.8	1	0	24.4	23.9	24.4	23.9	0.0
CA_48C	ANT 8	Mode A	QPSK	20	55891	3615.1	1	99	20	56089	3634.9	1	0	24.4	23.8	24.4	23.8	0.0
CA_48C	ANT 8	Mode A	QPSK	20	56442	3670.2	1	99	20	56640	3690.0	1	0	24.4	23.8	24.4	23.9	0.1
CA_48C	ANT 8	Mode B	QPSK	20	55340	3560.0	1	99	20	55538	3579.8	1	0	24.5	24.0	24.5	24.0	0.0
CA_48C	ANT 8	Mode B	QPSK	20	55891	3615.1	1	99	20	56089	3634.9	1	0	24.5	23.9	24.5	23.9	0.0
CA_48C	ANT 8	Mode B	QPSK	20	56442	3670.2	1	99	20	56640	3690.0	1	0	24.5	24.0	24.5	24.0	0.0
CA_48C	ANT 9	Mode A	QPSK	20	55340	3560.0	1	99	20	55538	3579.8	1	0	23.1	22.5	23.1	22.7	0.1
CA_48C	ANT 9	Mode A	QPSK	20	55891	3615.1	1	99	20	56089	3634.9	1	0	23.1	22.4	23.1	22.6	0.1
CA_48C	ANT 9	Mode A	QPSK	20	56442	3670.2	1	99	20	56640	3690.0	1	0	23.1	22.6	23.1	22.7	0.0
CA_48C	ANT 9	Mode B	QPSK	20	55340	3560.0	1	99	20	55538	3579.8	1	0	20.7	20.1	20.7	20.2	0.1
CA_48C	ANT 9	Mode B	QPSK	20	55891	3615.1	1	99	20	56089	3634.9	1	0	20.7	20.0	20.7	20.1	0.1
CA_48C	ANT 9	Mode B	QPSK	20	56442	3670.2	1	99	20	56640	3690.0	1	0	20.7	20.2	20.7	20.3	0.1
CA_48C	ANT 4	Mode A	QPSK	20	55340	3560.0	1	99	20	55538	3579.8	1	0	24.7	24.2	24.7	24.3	0.1
CA_48C	ANT 4	Mode A	QPSK	20	55891	3615.1	1	99	20	56089	3634.9	1	0	24.7	24.1	24.7	24.1	0.0
CA_48C	ANT 4	Mode A	QPSK	20	56442	3670.2	1	99	20	56640	3690.0	1	0	24.7	24.0	24.7	24.1	0.0
CA_48C	ANT 4	Mode B	QPSK	20	55340	3560.0	1	99	20	55538	3579.8	1	0	24.7	24.2	24.7	24.3	0.1
CA_48C	ANT 4	Mode B	QPSK	20	55891	3615.1	1	99	20	56089	3634.9	1	0	24.7	24.1	24.7	24.1	0.0
CA_48C	ANT 4	Mode B	QPSK	20	56442	3670.2	1	99	20	56640	3690.0	1	0	24.7	24.0	24.7	24.1	0.0

LTE Inter-Band Carrier Aggregation

According to October 2018 TCB workshop, Uplink CA SAR Test Guidance as follows:

- Provide the single uplink SAR values you have obtained for the relevant SAR configurations and frequency bands that employ inter-band uplink carrier aggregation.
- If the single uplink 1-g SAR values for each band are both less than 0.8 W/kg and the algebraic summation of the 1-g SAR values are less than 1.45 W/kg no additional measurements need to be performed.
- If one of the single uplink 1-g SAR values is greater than 0.8 W/kg, instead of algebraically summing the 1-g SAR values, sum up the SAR distributions, similar to the enlarged zoom scan (volume scan) procedures found in FCC KDB Publication 865664 D01 SAR Measurement 100 MHz to 6 GHz v01r04.
- If the algebraic sum of the 1-g SAR values is > 1.45 W/kg additional measurements may have to be made. Submit a KDB inquiry for additional guidance.

Maximum Output Power (Tune-up Limit) and SAR test exemption for LTE UL Carrier Aggregation

The maximum UL CA transmit power is reduced by 3dB from the standalone values for both carriers therefore SAR will be reduced accordingly.

The reported 1g SAR for any standalone LTE configuration does not exceed 1.2 W/kg. The worst-case UL CA SAR per band will therefore be <0.6W/kg. As the SAR for each individual band is <0.6 W/kg and the algebraic summation cannot exceed 1.2 W/kg no further measurements are needed.

The combined SAR contribution cannot exceed the highest standalone SAR:

$$(SAR_{LTE1/2} + SAR_{LTE2/2} \leq \text{Max} (SAR_{LTE1}, SAR_{LTE2}))$$

therefore, simultaneous transmission analysis of UL-CA and WLAN/BT transmitters can be done using either of the standalone LTE SAR values alone.

9.5. LTE Down-Link Carrier Aggregation

This device supports LTE downlink carrier aggregation (CA). The tables Appendix G is showing the supported frequency bands of the device for DL Inter-band and DL Intra-band combinations.

9.6. 5G NR(FR1)

The following tests were conducted according to the test requirements outlined in section 6.2 of the 3GPP TS 138.521-1 specification.

UE Power Class: 3 (23 +/- 2dBm). The allowed Maximum Power Reduction (MPR) for the maximum output power due to higher order modulation and transmit bandwidth configuration (resource blocks) is specified in Table 6.2.3-1 of the 3GPP TS138.521-1.

Table 6.2.2.3-1: Maximum Power Reduction (MPR) for Power 3

Modulation	MPR (dB)		
	Edge RB allocations	Outer RB allocations	Inner RB allocations
DFT-s-OFDM PI/2 BPSK	$\leq 3.5^1$	$\leq 1.2^1$	$\leq 0.2^1$
DFT-s-OFDM QPSK	$\leq 0.5^2$		0^2
DFT-s-OFDM 16 QAM	≤ 1		0
DFT-s-OFDM 64 QAM	≤ 2		≤ 1
DFT-s-OFDM 256 QAM		≤ 2.5	
CP-OFDM QPSK		≤ 4.5	
CP-OFDM 16 QAM	≤ 3		≤ 1.5
CP-OFDM 64 QAM	≤ 3		≤ 2
CP-OFDM 256 QAM		≤ 3.5	
		≤ 6.5	

NOTE 1: Applicable for UE operating in TDD mode with PI/2 BPSK modulation and UE indicates support for UE capability *powerBoosting-pi2BPSK* and if the IE *powerBoostPi2BPSK* is set to 1 and 40 % or less slots in radio frame are used for UL transmission for bands n40, n41, n77, n78 and n79. The reference power of 0dB MPR is 26dBm.

NOTE 2: Applicable for UE operating in FDD mode, or in TDD mode in bands other than n40, n41, n77, n78 and n79 and if the IE *powerBoostPi2BPSK* is set to 0 and if more than 40% of slots in radio frame are used for UL transmission for bands n40, n41, n77, n78 and n79.

The allowed A-MPR values specified below in Table 6.2.3.3.1-1 of 3GPP TS138.521-1 are in addition to the allowed MPR requirements. All the measurements below were performed with A-MPR disabled, by using Network Signaling Value of “NS_01”

Table 6.2.3.3.1-1: Additional maximum power reduction (A-MPR)

Network Signalling label	Requirements (subclause)	NR Band	Channel bandwidth (MHz)	Resources Blocks (N_{RB})	A-MPR (dB)
NS_01		Table 5.2-1	5, 10, 15, 20, 25, 30, 40, 50, 60, 80, 90, 100	Table 5.3.2-1	N/A

Uplink RB allocations were used to Table 6.1-1 of the 3GPP TS 138.521-1.

Channel Bandwidth	SCS(kHz)	OFDM	RB allocation							
			Edge_Full_Left	Edge_Full_Right	Edge_1RB_Left	Edge_1RB_Right	Outer_Full	Inner_Full	Inner_1RB_Left	Inner_1RB_Right
5MHz	15	DFT-s	2@0	2@23	1@0	1@24	25@0	12@6	1@1	1@23
		CP	2@0	2@23	1@0	1@24	25@0	13@6	1@1	1@23
	30	DFT-s	2@0	2@9	1@0	1@10	10@0	5@2 ¹	1@1	1@9
		CP	2@0	2@9	1@0	1@10	11@0	5@2 ¹	1@1	1@9
	60	DFT-s	N/A	N/A	N/A	N/A	N/A	N/A	N/A	N/A
		CP	N/A	N/A	N/A	N/A	N/A	N/A	N/A	N/A
10MHz	15	DFT-s	2@0	2@50	1@0	1@51	50@0	25@12	1@1	1@50
		CP	2@0	2@50	1@0	1@51	52@0	26@13	1@1	1@50
	30	DFT-s	2@0	2@22	1@0	1@23	24@0	12@6	1@1	1@22
		CP	2@0	2@22	1@0	1@23	24@0	12@6	1@1	1@22
	60	DFT-s	2@0	2@9	1@0	1@10	10@0	5@2 ¹	1@1	1@9
		CP	2@0	2@9	1@0	1@10	11@0	5@2 ¹	1@1	1@9
15MHz	15	DFT-s	2@0	2@77	1@0	1@78	75@0	36@18	1@1	1@77
		CP	2@0	2@77	1@0	1@78	79@0	39@19 ¹	1@1	1@77
	30	DFT-s	2@0	2@36	1@0	1@37	36@0	18@9	1@1	1@36
		CP	2@0	2@36	1@0	1@37	38@0	19@9	1@1	1@36
	60	DFT-s	2@0	2@16	1@0	1@17	18@0	9@4	1@1	1@16
		CP	2@0	2@16	1@0	1@17	18@0	9@4	1@1	1@16
20MHz	15	DFT-s	2@0	2@104	1@0	1@105	100@0	50@25	1@1	1@104
		CP	2@0	2@104	1@0	1@105	106@0	53@26	1@1	1@104
	30	DFT-s	2@0	2@49	1@0	1@50	50@0	25@12	1@1	1@49
		CP	2@0	2@49	1@0	1@50	51@0	25@12 ¹	1@1	1@49
	60	DFT-s	2@0	2@22	1@0	1@23	24@0	12@6	1@1	1@22
		CP	2@0	2@22	1@0	1@23	24@0	12@6	1@1	1@22
25MHz	15	DFT-s	2@0	2@131	1@0	1@132	128@0	64@32	1@1	1@131
		CP	2@0	2@131	1@0	1@132	133@0	67@33	1@1	1@131
	30	DFT-s	2@0	2@63	1@0	1@64	64@0	32@16	1@1	1@63
		CP	2@0	2@63	1@0	1@64	65@0	33@16	1@1	1@63
	60	DFT-s	2@0	2@29	1@0	1@30	30@0	15@7 ¹	1@1	1@29
		CP	2@0	2@29	1@0	1@30	31@0	15@7 ¹	1@1	1@29
30MHz	15	DFT-s	2@0	2@158	1@0	1@159	160@0	80@40	1@1	1@158
		CP	2@0	2@158	1@0	1@159	160@0	80@40	1@1	1@158
	30	DFT-s	2@0	2@78	1@0	1@77	75@0	36@18	1@1	1@78
		CP	2@0	2@78	1@0	1@77	78@0	39@19	1@1	1@78
	60	DFT-s	2@0	2@36	1@0	1@37	36@0	18@9	1@1	1@36
		CP	2@0	2@36	1@0	1@37	38@0	19@9	1@1	1@36
40MHz	15	DFT-s	2@0	2@214	1@0	1@215	216@0	108@54	1@1	1@214
		CP	2@0	2@214	1@0	1@215	216@0	108@54	1@1	1@214
	30	DFT-s	2@0	2@104	1@0	1@105	100@0	50@25	1@1	1@104
		CP	2@0	2@104	1@0	1@105	106@0	53@26	1@1	1@104
	60	DFT-s	2@0	2@49	1@0	1@50	50@0	25@12	1@1	1@49
		CP	2@0	2@49	1@0	1@50	51@0	25@12 ¹	1@1	1@49
50MHz	15	DFT-s	2@0	2@268	1@0	1@269	270@0	135@67	1@1	1@268
		CP	2@0	2@268	1@0	1@269	270@0	135@67	1@1	1@268
	30	DFT-s	2@0	2@131	1@0	1@132	128@0	64@32	1@1	1@131
		CP	2@0	2@131	1@0	1@132	133@0	67@33	1@1	1@131
	60	DFT-s	2@0	2@63	1@0	1@64	64@0	32@16	1@1	1@63
		CP	2@0	2@63	1@0	1@64	65@0	33@16	1@1	1@63
60MHz	15	DFT-s	N/A	N/A	N/A	N/A	N/A	N/A	N/A	N/A
		CP	N/A	N/A	N/A	N/A	N/A	N/A	N/A	N/A
	30	DFT-s	2@0	2@160	1@0	1@161	162@0	81@40	1@1	1@160
		CP	2@0	2@160	1@0	1@161	162@0	81@40	1@1	1@160
	60	DFT-s	2@0	2@77	1@0	1@78	75@0	36@18	1@1	1@77
		CP	2@0	2@77	1@0	1@78	79@0	39@19 ¹	1@1	1@77
80MHz	15	DFT-s	N/A	N/A	N/A	N/A	N/A	N/A	N/A	N/A
		CP	N/A	N/A	N/A	N/A	N/A	N/A	N/A	N/A
90MHz	30	DFT-s	2@0	2@215	1@0	1@216	216@0	108@54	1@1	1@215
		CP	2@0	2@215	1@0	1@216	217@0	109@54	1@1	1@215
	60	DFT-s	2@0	2@105	1@0	1@106	100@0	50@25	1@1	1@105
		CP	2@0	2@105	1@0	1@106	107@0	53@26 ¹	1@1	1@105
	15	DFT-s	N/A	N/A	N/A	N/A	N/A	N/A	N/A	N/A
		CP	N/A	N/A	N/A	N/A	N/A	N/A	N/A	N/A
30	DFT-s	2@0	2@243	1@0	1@244	240@0	120@60	1@1	1@243	
	CP	2@0	2@243	1@0	1@244	245@0	123@61	1@1	1@243	
60	DFT-s	2@0	2@119	1@0	1@120	120@0	60@30	1@1	1@119	
	CP	2@0	2@119	1@0	1@120	121@0	61@30	1@1	1@119	
100MHz	15	DFT-s	N/A	N/A	N/A	N/A	N/A	N/A	N/A	N/A
		CP	N/A	N/A	N/A	N/A	N/A	N/A	N/A	N/A
	30	DFT-s	2@0	2@271	1@0	1@272	270@0	135@67	1@1	1@271
		CP	2@0	2@271	1@0	1@272	273@0	137@68	1@1	1@271
	60	DFT-s	2@0	2@133	1@0	1@134	135@0	64@32	1@1	1@133
		CP	2@0	2@133	1@0	1@134	135@0	67@33 ¹	1@1	1@133

Note 1: The allocated RB number L_{RB} is $\text{cell}(\lfloor N_{RB}/2 \rfloor - 1)$ in order to meet Inner RB allocation definition ($RB_{start,Low} \leq RB_{start} \leq RB_{start,High}$) described in subclause 6.2.2 of TS 38.101-1 [2].

Maximum Output Power for 5G NR (FR1)

According to April 2015 TCB workshop, SAR test exclusion can be applied for testing overlapping 5G NR(FR1) bands as follows:

- c) The maximum output power, including tolerance, for the smaller band must be \leq the larger band to qualify for the SAR test exclusion.
- d) The channel bandwidth and other operating parameters for the smaller band must be fully supported by the larger band.

- NR Band n2 (1850-1910 MHz) is covered by NR Band n25 (1850-1915 MHz)

Maximum bandwidth does not support at least three non-overlapping channels in certain channel bandwidths. When a device supports overlapping channel assignment in a channel bandwidth configuration, the middle channel of the group of overlapping channels should be selected for testing per KDB 941225 D05 SAR for LTE Devices.

SAR measurement is not required for the $\pi/2$ BPSK, 16QAM, 64QAM and 256QAM. When the highest maximum output power for $\pi/2$ BPSK, 16QAM, 64QAM and 256QAM is $\leq 1/2$ dB higher than the QPSK or when the reported SAR for the QPSK configuration is ≤ 1.45 W/kg.

Please refer to section 6.5. for 5G NR(FR1) detail test channels.

RF Air interface	Mode	Maximum Output Power (dBm)							
		ANT1		ANT2		ANT3		ANT4	
		Mode A	Mode B	Mode A	Mode B	Mode A	Mode B	Mode A	Mode B
NR n2	$\pi/2$ BPSK & QPSK	25.7	21.5	20.0	18.5	22.3	21.9	19.6	20.0
NR n5	$\pi/2$ BPSK & QPSK	25.7	25.7	24.5	25.2				
NR n7	$\pi/2$ BPSK & QPSK	24.4	21.4	20.3	20.6	22.5	19.3	21.1	20.6
NR n12	$\pi/2$ BPSK & QPSK	25.7	25.7	25.2	25.2				
NR n14	$\pi/2$ BPSK & QPSK	25.7	25.7	24.3	25.2				
NR n25	$\pi/2$ BPSK & QPSK	25.7	21.5	20.0	18.5	22.3	21.9	19.6	20.0
NR n26	$\pi/2$ BPSK & QPSK	25.7	25.7	24.5	25.2				
NR n30	$\pi/2$ BPSK & QPSK	24.3	22.0	21.6	22.1	23.7	21.0	20.4	19.9
NR n41 (PC3)	$\pi/2$ BPSK & QPSK	24.5	19.7	19.9	20.7	22.0	19.3	20.3	20.6
NR n41 (PC2)	$\pi/2$ BPSK & QPSK	26.5	22.7	21.9	22.7	24.0	21.3	22.3	22.6
NR n41 (PC1.5)	$\pi/2$ BPSK & QPSK	29.5	25.7	24.9	25.7	27.0	24.3	25.3	25.6
NR n53	$\pi/2$ BPSK & QPSK	20.7	20.7	19.1	20.7				
NR n66	$\pi/2$ BPSK & QPSK	25.7	20.4	18.8	18.6	23.0	22.9	22.6	23.0
NR n70	$\pi/2$ BPSK & QPSK	25.7	20.5	19.4	18.3	22.9	22.3	22.6	23.0
NR n71	$\pi/2$ BPSK & QPSK	25.7	25.7	25.2	25.2				
RF Air interface	Mode	Maximum Output Power (dBm)							
		ANT7		ANT8		ANT9		ANT4	
		Mode A	Mode B	Mode A	Mode B	Mode A	Mode B	Mode A	Mode B
NR n48	$\pi/2$ BPSK & QPSK	21.6	18.8	22.4	22.5	21.1	18.7	22.8	23.2
NR n77 (PC3)	$\pi/2$ BPSK & QPSK	21.8	17.8	20.0	19.2	20.2	17.4	21.5	19.1
NR n77 (PC2)	$\pi/2$ BPSK & QPSK	24.8	20.8	23.0	22.2	23.2	20.4	24.5	22.1
NR n77 (PC1.5)	$\pi/2$ BPSK & QPSK	27.8	23.8	26.0	25.2	26.2	20.2	27.5	25.1

NR Band 5 Measured Results (ANT1)

BW (MHz)	Modulation	RB Allocation	RB offset	Mode A Power (dBm)					Mode B Power (dBm)					
				166800	167300	167800	MPR	Max Power	166800	167300	167800	MPR	Max Power	
				834 MHz	836.5 MHz	839 MHz			834 MHz	836.5 MHz	839 MHz			
20	π/2 BPSK	1	1		24.3		0	25.7		24.3		0	25.7	
		1	104		24.5		0	25.7		24.5		0	25.7	
		50	28		24.5		0	25.7		24.5		0	25.7	
	QPSK	1	1		24.5		0	25.7		24.5		0	25.7	
		1	104		24.2		0	25.7		24.2		0	25.7	
		50	28		24.3		0	25.7		24.3		0	25.7	
BW (MHz)	Modulation	RB Allocation	RB offset	Mode A Power (dBm)					Mode B Power (dBm)					
				166300	167300	168300	MPR	Max Power	166300	167300	168300	MPR	Max Power	
				831.5 MHz	836.5 MHz	841.5 MHz			831.5 MHz	836.5 MHz	841.5 MHz			
15	π/2 BPSK	1	1		24.3		0	25.7		24.3		0	25.7	
		1	77		24.2		0	25.7		24.2		0	25.7	
BW (MHz)	Modulation	RB Allocation	RB offset	Mode A Power (dBm)					Mode B Power (dBm)					
				165800	167300	168800	MPR	Max Power	165800	167300	168800	MPR	Max Power	
				829 MHz	836.5 MHz	844 MHz			829 MHz	836.5 MHz	844 MHz			
10	π/2 BPSK	1	1		24.3		0	25.7		24.3		0	25.7	
		1	50		24.2		0	25.7		24.2		0	25.7	
BW (MHz)	Modulation	RB Allocation	RB offset	Mode A Power (dBm)					Mode B Power (dBm)					
				165300	167300	169300	MPR	Max Power	165300	167300	169300	MPR	Max Power	
				826.5 MHz	836.5 MHz	846.5 MHz			826.5 MHz	836.5 MHz	846.5 MHz			
5	π/2 BPSK	1	1		24.5	24.3	24.1	0	25.7	24.5	24.3	24.1	0	25.7
		1	23		24.5	24.2	23.9	0	25.7	24.5	24.2	23.9	0	25.7

NR Band 5 Measured Results (ANT2)

BW (MHz)	Modulation	RB Allocation	RB offset	Mode A Power (dBm)					Mode B Power (dBm)					
				166800	167300	167800	MPR	Max Power	166800	167300	167800	MPR	Max Power	
				834 MHz	836.5 MHz	839 MHz			834 MHz	836.5 MHz	839 MHz			
20	π/2 BPSK	1	1		23.1		0	24.5		24.5		0	25.2	
		1	104		23.0		0	24.5		24.3		0	25.2	
		50	28		23.0		0	24.5		24.4		0	25.2	
	QPSK	1	1		23.3		0	24.5		24.7		0	25.2	
		1	104		23.2		0	24.5		24.5		0	25.2	
		50	28		23.3		0	24.5		24.7		0	25.2	
BW (MHz)	Modulation	RB Allocation	RB offset	Mode A Power (dBm)					Mode B Power (dBm)					
				166300	167300	168300	MPR	Max Power	166300	167300	168300	MPR	Max Power	
				831.5 MHz	836.5 MHz	841.5 MHz			831.5 MHz	836.5 MHz	841.5 MHz			
15	π/2 BPSK	1	1		23.4		0	24.5		24.8		0	25.2	
		1	77		23.1		0	24.5		24.6		0	25.2	
BW (MHz)	Modulation	RB Allocation	RB offset	Mode A Power (dBm)					Mode B Power (dBm)					
				165800	167300	168800	MPR	Max Power	165800	167300	168800	MPR	Max Power	
				829 MHz	836.5 MHz	844 MHz			829 MHz	836.5 MHz	844 MHz			
10	π/2 BPSK	1	1		23.2		0	24.5		24.5		0	25.2	
		1	50		23.1		0	24.5		24.6		0	25.2	
BW (MHz)	Modulation	RB Allocation	RB offset	Mode A Power (dBm)					Mode B Power (dBm)					
				165300	167300	169300	MPR	Max Power	165300	167300	169300	MPR	Max Power	
				826.5 MHz	836.5 MHz	846.5 MHz			826.5 MHz	836.5 MHz	846.5 MHz			
5	π/2 BPSK	1	1		23.2	23.2	23.2	0	24.5	24.6	24.6	24.6	0	25.2
		1	23		23.2	23.2	23.2	0	24.5	24.6	24.6	24.6	0	25.2

NR Band 7 Measured Results (ANT1)

BW (MHz)	Modulation	RB Allocation	RB offset	Mode A Power (dBm)					Mode B Power (dBm)					
				504000	507000	510000	MPR	Max Power	504000	507000	510000	MPR	Max Power	
				2520 MHz	2535 MHz	2550 MHz			2520 MHz	2535 MHz	2550 MHz			
40	π/2 BPSK	1	1		24.0		0	24.4		21.0		0	21.4	
		1	214		23.9		0	24.4		20.9		0	21.4	
		108	54		23.9		0	24.4		20.8		0	21.4	
	QPSK	1	1		24.0		0	24.4		21.0		0	21.4	
		1	214		23.9		0	24.4		20.9		0	21.4	
		108	54		23.8		0	24.4		20.8		0	21.4	
BW (MHz)	Modulation	RB Allocation	RB offset	Mode A Power (dBm)					Mode B Power (dBm)					
				503500	507000	510500	MPR	Max Power	503500	507000	510500	MPR	Max Power	
				2517.5 MHz	2535 MHz	2552.5 MHz			2517.5 MHz	2535 MHz	2552.5 MHz			
35	π/2 BPSK	1	1		24.1		0	24.4		21.1		0	21.4	
		1	186		24.1		0	24.4		21.2		0	21.4	
BW (MHz)	Modulation	RB Allocation	RB offset	Mode A Power (dBm)					Mode B Power (dBm)					
				503000	507000	511000	MPR	Max Power	503000	507000	511000	MPR	Max Power	
				2515 MHz	2535 MHz	2555 MHz			2515 MHz	2535 MHz	2555 MHz			
30	π/2 BPSK	1	1		24.1		0	24.4		21.1		0	21.4	
		1	158		24.1		0	24.4		21.1		0	21.4	
BW (MHz)	Modulation	RB Allocation	RB offset	Mode A Power (dBm)					Mode B Power (dBm)					
				502500	507000	511500	MPR	Max Power	502500	507000	511500	MPR	Max Power	
				2512.5 MHz	2535 MHz	2557.5 MHz			2512.5 MHz	2535 MHz	2557.5 MHz			
25	π/2 BPSK	1	1		24.1		0	24.4		21.0		0	21.4	
		1	131		24.2		0	24.4		21.2		0	21.4	
BW (MHz)	Modulation	RB Allocation	RB offset	Mode A Power (dBm)					Mode B Power (dBm)					
				502000	507000	512000	MPR	Max Power	502000	507000	512000	MPR	Max Power	
				2510 MHz	2535 MHz	2560 MHz			2510 MHz	2535 MHz	2560 MHz			
20	π/2 BPSK	1	1		24.2		0	24.4		21.1		0	21.4	
		1	104		24.1	24.1	24.0	0	24.4	21.1	21.0	21.0	0	21.4
BW (MHz)	Modulation	RB Allocation	RB offset	Mode A Power (dBm)					Mode B Power (dBm)					
				501500	507000	512500	MPR	Max Power	501500	507000	512500	MPR	Max Power	
				2507.5 MHz	2535 MHz	2562.5 MHz			2507.5 MHz	2535 MHz	2562.5 MHz			
15	π/2 BPSK	1	1		24.2		0	24.4		21.1		0	21.4	
		1	77		24.1	24.2	24.1	0	24.4	21.1	21.0	21.0	0	21.4
BW (MHz)	Modulation	RB Allocation	RB offset	Mode A Power (dBm)					Mode B Power (dBm)					
				501000	507000	513000	MPR	Max Power	501000	507000	513000	MPR	Max Power	
				2505 MHz	2535 MHz	2565 MHz			2505 MHz	2535 MHz	2565 MHz			
10	π/2 BPSK	1	1		24.0	23.9	23.9	0	24.4	21.0	20.9	20.9	0	21.4
		1	50		24.0	23.9	23.9	0	24.4	21.0	20.9	20.9	0	21.4
BW (MHz)	Modulation	RB Allocation	RB offset	Mode A Power (dBm)					Mode B Power (dBm)					
				500500	507000	513500	MPR	Max Power	500500	507000	513500	MPR	Max Power	
				2502.5 MHz	2535 MHz	2567.5 MHz			2502.5 MHz	2535 MHz	2567.5 MHz			
5	π/2 BPSK	1	1		23.9	23.8	23.8	0	24.4	21.0	20.9	20.9	0	21.4
		1	23		24.0	24.0	23.9	0	24.4	21.0	20.9	21.0	0	21.4

NR Band 7 Measured Results (ANT2)

BW (MHz)	Modulation	RB Allocation	RB offset	Mode A Power (dBm)					Mode B Power (dBm)				
				504000	507000	510000	MPR	Max Power	504000	507000	510000	MPR	Max Power
				2520 MHz	2535 MHz	2550 MHz			2520 MHz	2535 MHz	2550 MHz		
40	π/2 BPSK	1	1		20.2		0	20.3		20.2		0	20.6
		1	214		20.1		0	20.3		20.1		0	20.6
		108	54		19.9		0	20.3		19.9		0	20.6
	QPSK	1	1		20.1		0	20.3		20.1		0	20.6
		1	214		20.2		0	20.3		20.2		0	20.6
		108	54		19.9		0	20.3		19.9		0	20.6
BW (MHz)	Modulation	RB Allocation	RB offset	Mode A Power (dBm)					Mode B Power (dBm)				
				503500	507000	510500	MPR	Max Power	503500	507000	510500	MPR	Max Power
				2517.5 MHz	2535 MHz	2552.5 MHz			2517.5 MHz	2535 MHz	2552.5 MHz		
35	π/2 BPSK	1	1		19.8		0	20.3		19.8		0	20.6
		1	186		20.0		0	20.3		20.0		0	20.6
BW (MHz)	Modulation	RB Allocation	RB offset	Mode A Power (dBm)					Mode B Power (dBm)				
				503000	507000	511000	MPR	Max Power	503000	507000	511000	MPR	Max Power
				2515 MHz	2535 MHz	2555 MHz			2515 MHz	2535 MHz	2555 MHz		
30	π/2 BPSK	1	1		19.9		0	20.3		19.9		0	20.6
		1	158		20.0		0	20.3		20.0		0	20.6
BW (MHz)	Modulation	RB Allocation	RB offset	Mode A Power (dBm)					Mode B Power (dBm)				
				502500	507000	511500	MPR	Max Power	502500	507000	511500	MPR	Max Power
				2512.5 MHz	2535 MHz	2557.5 MHz			2512.5 MHz	2535 MHz	2557.5 MHz		
25	π/2 BPSK	1	1		19.9		0	20.3		19.9		0	20.6
		1	131		20.0		0	20.3		20.0		0	20.6
BW (MHz)	Modulation	RB Allocation	RB offset	Mode A Power (dBm)					Mode B Power (dBm)				
				502000	507000	512000	MPR	Max Power	502000	507000	512000	MPR	Max Power
				2510 MHz	2535 MHz	2560 MHz			2510 MHz	2535 MHz	2560 MHz		
20	π/2 BPSK	1	1	20.0	19.9	20.0	0	20.3	20.0	19.9	20.0	0	20.6
		1	104	19.8	20.0	20.1	0	20.3	19.8	20.0	20.1	0	20.6
BW (MHz)	Modulation	RB Allocation	RB offset	Mode A Power (dBm)					Mode B Power (dBm)				
				501500	507000	512500	MPR	Max Power	501500	507000	512500	MPR	Max Power
				2507.5 MHz	2535 MHz	2562.5 MHz			2507.5 MHz	2535 MHz	2562.5 MHz		
15	π/2 BPSK	1	1	20.0	20.0	20.0	0	20.3	20.0	20.0	20.0	0	20.6
		1	77	20.0	20.0	20.1	0	20.3	20.0	20.0	20.1	0	20.6
BW (MHz)	Modulation	RB Allocation	RB offset	Mode A Power (dBm)					Mode B Power (dBm)				
				501000	507000	513000	MPR	Max Power	501000	507000	513000	MPR	Max Power
				2505 MHz	2535 MHz	2565 MHz			2505 MHz	2535 MHz	2565 MHz		
10	π/2 BPSK	1	1	19.9	19.8	19.8	0	20.3	19.9	19.8	19.8	0	20.6
		1	50	19.9	19.7	19.9	0	20.3	19.9	19.7	19.9	0	20.6
BW (MHz)	Modulation	RB Allocation	RB offset	Mode A Power (dBm)					Mode B Power (dBm)				
				500500	507000	513500	MPR	Max Power	500500	507000	513500	MPR	Max Power
				2502.5 MHz	2535 MHz	2567.5 MHz			2502.5 MHz	2535 MHz	2567.5 MHz		
5	π/2 BPSK	1	1	19.8	19.7	19.7	0	20.3	19.8	19.7	19.7	0	20.6
		1	23	19.9	19.8	19.9	0	20.3	19.9	19.8	19.9	0	20.6

NR Band 7 Measured Results (ANT3)

BW (MHz)	Modulation	RB Allocation	RB offset	Mode A Power (dBm)					Mode B Power (dBm)				
				504000	507000	510000	MPR	Max Power	504000	507000	510000	MPR	Max Power
				2520 MHz	2535 MHz	2550 MHz			2520 MHz	2535 MHz	2550 MHz		
40	π/2 BPSK	1	1		21.8		0	22.5		19.0		0	19.3
		1	214		22.0		0	22.5		19.0		0	19.3
		108	54		22.0		0	22.5		19.0		0	19.3
	QPSK	1	1		22.0		0	22.5		19.0		0	19.3
		1	214		22.0		0	22.5		18.8		0	19.3
		108	54		21.9		0	22.5		18.9		0	19.3
35	π/2 BPSK	1	1		22.0		0	22.5		18.9		0	19.3
		1	186		21.9		0	22.5		18.8		0	19.3
30	π/2 BPSK	1	1		22.0		0	22.5		18.9		0	19.3
		1	158		21.8		0	22.5		19.0		0	19.3
25	π/2 BPSK	1	1		22.1		0	22.5		19.1		0	19.3
		1	131		22.1		0	22.5		19.2		0	19.3
20	π/2 BPSK	1	1	22.0	22.0	22.0	0	22.5	18.7	19.1	19.1	0	19.3
		1	104	22.0	22.0	22.0	0	22.5	19.1	19.1	18.9	0	19.3
15	π/2 BPSK	1	1	22.0	22.0	22.0	0	22.5	18.6	19.0	19.0	0	19.3
		1	77	21.9	21.9	21.9	0	22.5	18.7	19.0	19.0	0	19.3
10	π/2 BPSK	1	1	21.8	21.8	21.8	0	22.5	18.5	18.8	18.3	0	19.3
		1	50	21.9	21.9	21.9	0	22.5	18.8	18.5	18.8	0	19.3
5	π/2 BPSK	1	1	21.8	21.8	21.8	0	22.5	18.4	18.8	18.8	0	19.3
		1	23	22.0	22.0	22.0	0	22.5	18.5	19.1	18.8	0	19.3

NR Band 7 Measured Results (ANT4)

BW (MHz)	Modulation	RB Allocation	RB offset	Mode A Power (dBm)					Mode B Power (dBm)				
				504000	507000	510000	MPR	Max Power	504000	507000	510000	MPR	Max Power
				2520 MHz	2535 MHz	2550 MHz			2520 MHz	2535 MHz	2550 MHz		
40	π/2 BPSK	1	1		21.1		0	21.1		19.8		0	20.6
		1	214		21.1		0	21.1		19.8		0	20.6
		108	54		21.1		0	21.1		19.5		0	20.6
	QPSK	1	1		21.1		0	21.1		19.5		0	20.6
		1	214		21.1		0	21.1		19.4		0	20.6
		108	54		21.1		0	21.1		19.5		0	20.6
35	π/2 BPSK	1	1		21.1		0	21.1		19.7		0	20.6
		1	186		21.1		0	21.1		19.6		0	20.6
		30	π/2 BPSK	1	1		21.1		0	21.1		19.6	
1	158				21.1		0	21.1		19.6		0	20.6
25	π/2 BPSK			1	1		21.1		0	21.1		19.6	
		1	131		21.1		0	21.1		19.6		0	20.6
		20	π/2 BPSK	1	1	21.1	21.1	21.1	0	21.1	19.7	19.6	19.6
1	104			21.1	21.1	21.1	0	21.1	19.7	19.7	19.6	0	20.6
15	π/2 BPSK			1	1	21.1	21.1	21.1	0	21.1	19.2	19.5	19.5
		1	77	21.1	21.1	21.1	0	21.1	19.6	19.6	19.5	0	20.6
		10	π/2 BPSK	1	1	21.1	21.1	21.1	0	21.1	18.9	19.5	19.4
1	50			21.1	21.1	21.1	0	21.1	19.3	19.4	19.7	0	20.6
5	π/2 BPSK			1	1	21.1	21.1	21.1	0	21.1	18.9	19.2	19.3
		1	23	21.1	21.1	21.1	0	21.1	19.2	19.0	19.5	0	20.6

NR Band 12 Measured Results (ANT1)

BW (MHz)	Modulation	RB Allocation	RB offset	Mode A Power (dBm)					Mode B Power (dBm)				
				141300	141500	141700	MPR	Max Power	141300	141500	141700	MPR	Max Power
				706.5 MHz	707.5 MHz	708.5 MHz			706.5 MHz	707.5 MHz	708.5 MHz		
15	π/2 BPSK	1	1		24.4		0	25.7		24.4		0	25.7
		1	77		24.5		0	25.7		24.5		0	25.7
		36	22		24.6		0	25.7		24.6		0	25.7
	QPSK	1	1		24.4		0	25.7		24.4		0	25.7
		1	77		24.3		0	25.7		24.3		0	25.7
		36	22		24.2		0	25.7		24.2		0	25.7
BW (MHz)	Modulation	RB Allocation	RB offset	Mode A Power (dBm)					Mode B Power (dBm)				
				140800	141500	142200	MPR	Max Power	140800	141500	142200	MPR	Max Power
				704 MHz	707.5 MHz	711 MHz			704 MHz	707.5 MHz	711 MHz		
10	π/2 BPSK	1	1		24.2		0	25.7		24.2		0	25.7
		1	50		24.2		0	25.7		24.2		0	25.7
BW (MHz)	Modulation	RB Allocation	RB offset	Mode A Power (dBm)					Mode B Power (dBm)				
				140300	141500	142700	MPR	Max Power	140300	141500	142700	MPR	Max Power
				701.5 MHz	707.5 MHz	713.5 MHz			701.5 MHz	707.5 MHz	713.5 MHz		
5	π/2 BPSK	1	1	24.2	24.1	24.2	0	25.7	24.2	24.1	24.2	0	25.7
		1	23	24.1	24.1	24.2	0	25.7	24.1	24.1	24.2	0	25.7

NR Band 12 Measured Results (ANT2)

BW (MHz)	Modulation	RB Allocation	RB offset	Mode A Power (dBm)					Mode B Power (dBm)				
				141300	141500	141700	MPR	Max Power	141300	141500	141700	MPR	Max Power
				706.5 MHz	707.5 MHz	708.5 MHz			706.5 MHz	707.5 MHz	708.5 MHz		
15	π/2 BPSK	1	1		24.3		0	25.2		24.3		0	25.2
		1	77		24.2		0	25.2		24.2		0	25.2
		36	22		24.3		0	25.2		24.3		0	25.2
	QPSK	1	1		24.0		0	25.2		24.0		0	25.2
		1	77		23.7		0	25.2		23.7		0	25.2
		36	22		23.6		0	25.2		23.6		0	25.2
BW (MHz)	Modulation	RB Allocation	RB offset	Mode A Power (dBm)					Mode B Power (dBm)				
				140800	141500	142200	MPR	Max Power	140800	141500	142200	MPR	Max Power
				704 MHz	707.5 MHz	711 MHz			704 MHz	707.5 MHz	711 MHz		
10	π/2 BPSK	1	1		23.7		0	25.2		23.7		0	25.2
		1	50		23.7		0	25.2		23.7		0	25.2
BW (MHz)	Modulation	RB Allocation	RB offset	Mode A Power (dBm)					Mode B Power (dBm)				
				140300	141500	142700	MPR	Max Power	140300	141500	142700	MPR	Max Power
				701.5 MHz	707.5 MHz	713.5 MHz			701.5 MHz	707.5 MHz	713.5 MHz		
5	π/2 BPSK	1	1	23.6	23.6	23.6	0	25.2	23.6	23.6	23.6	0	25.2
		1	23	23.6	23.6	23.6	0	25.2	23.6	23.6	23.6	0	25.2

NR Band 14 Measured Results (ANT1)

BW (MHz)	Modulation	RB Allocation	RB offset	Mode A Power (dBm)					Mode B Power (dBm)				
				158600	158600	158600	MPR	Max Power	158600	158600	158600	MPR	Max Power
				793 MHz	793 MHz	793 MHz			793 MHz	793 MHz	793 MHz		
10	π/2 BPSK	1	1		24.4		0	25.7		24.4		0	25.7
		1	50		24.2		0	25.7		24.2		0	25.7
		25	14		24.5		0	25.7		24.5		0	25.7
	QPSK	1	1		24.1		0	25.7		24.1		0	25.7
		1	50		24.2		0	25.7		24.2		0	25.7
		25	14		24.1		0	25.7		24.1		0	25.7
BW (MHz)	Modulation	RB Allocation	RB offset	Mode A Power (dBm)					Mode B Power (dBm)				
				158100	158600	159100	MPR	Max Power	158100	158600	159100	MPR	Max Power
				790.5 MHz	793 MHz	795.5 MHz			790.5 MHz	793 MHz	795.5 MHz		
5	π/2 BPSK	1	1		24.2		0	25.7		24.2		0	25.7
		1	23		24.2		0	25.7		24.2		0	25.7

NR Band 14 Measured Results (ANT2)

BW (MHz)	Modulation	RB Allocation	RB offset	Mode A Power (dBm)					Mode B Power (dBm)				
				158600	158600	158600	MPR	Max Power	158600	158600	158600	MPR	Max Power
				793 MHz	793 MHz	793 MHz			793 MHz	793 MHz	793 MHz		
10	π/2 BPSK	1	1		22.8		0	24.3		24.1		0	25.2
		1	50		23.0		0	24.3		24.2		0	25.2
		25	14		23.0		0	24.3		24.2		0	25.2
	QPSK	1	1		23.0		0	24.3		24.5		0	25.2
		1	50		23.1		0	24.3		24.5		0	25.2
		25	14		23.0		0	24.3		24.5		0	25.2

NR Band 25 Measured Results (ANT1)

BW (MHz)	Modulation	RB Allocation	RB offset	Mode A Power (dBm)					Mode B Power (dBm)				
				374000	376500	379000	MPR	Max Power	374000	376500	379000	MPR	Max Power
				1870 MHz	1882.5 MHz	1895 MHz			1870 MHz	1882.5 MHz	1895 MHz		
40	π/2 BPSK	1	1		24.8		0	25.7		20.7		0	21.5
		1	214		24.8		0	25.7		20.7		0	21.5
		108	54		24.7		0	25.7		20.8		0	21.5
	QPSK	1	1		25.0		0	25.7		21.0		0	21.5
		1	214		25.0		0	25.7		20.9		0	21.5
		108	54		25.0		0	25.7		21.0		0	21.5

NR Band 25 Measured Results (ANT2)

BW (MHz)	Modulation	RB Allocation	RB offset	Mode A Power (dBm)					Mode B Power (dBm)				
				374000	376500	379000	MPR	Max Power	374000	376500	379000	MPR	Max Power
				1870 MHz	1882.5 MHz	1895 MHz			1870 MHz	1882.5 MHz	1895 MHz		
40	π/2 BPSK	1	1		18.1		0	20		16.7		0	18.5
		1	214		18.1		0	20		16.8		0	18.5
		108	54		18.1		0	20		16.8		0	18.5
	QPSK	1	1		18.5		0	20		17.0		0	18.5
		1	214		18.5		0	20		16.9		0	18.5
		108	54		18.4		0	20		17.0		0	18.5
35	π/2 BPSK	1	1		18.5		0	20		16.9		0	18.5
		1	186		18.5		0	20		16.9		0	18.5
30	π/2 BPSK	1	1		18.5		0	20		16.9		0	18.5
		1	158		18.5		0	20		17.0		0	18.5
25	π/2 BPSK	1	1		18.4		0	20		17.0		0	18.5
		1	131		18.5		0	20		17.0		0	18.5
20	π/2 BPSK	1	1	18.4	18.4	18.4	0	20	17.1	17.0	16.9	0	18.5
		1	104	18.5	18.5	18.5	0	20	17.0	16.9	16.9	0	18.5
15	π/2 BPSK	1	1	18.5	18.5	18.5	0	20	17.1	17.0	17.0	0	18.5
		1	77	18.7	18.7	18.7	0	20	17.0	17.0	16.9	0	18.5
10	π/2 BPSK	1	1	18.3	18.3	18.3	0	20	16.8	16.9	16.8	0	18.5
		1	50	18.4	18.4	18.4	0	20	16.7	16.8	16.8	0	18.5
5	π/2 BPSK	1	1	18.3	18.3	18.3	0	20	16.9	16.8	16.9	0	18.5
		1	23	18.4	18.4	18.4	0	20	16.8	16.9	16.8	0	18.5

NR Band 25 Measured Results (ANT3)

BW (MHz)	Modulation	RB Allocation	RB offset	Mode A Power (dBm)					Mode B Power (dBm)						
				374000	376500	379000	MPR	Max Power	374000	376500	379000	MPR	Max Power		
				1870 MHz	1882.5 MHz	1895 MHz			1870 MHz	1882.5 MHz	1895 MHz				
40	π/2 BPSK	1	1		22.0		0	22.3		21.4		0	21.9		
		1	214		21.9		0	22.3		21.4		0	21.9		
		108	54		22.0		0	22.3		21.4		0	21.9		
	QPSK	1	1		22.1		0	22.3		21.6		0	21.9		
		1	214		22.0		0	22.3		21.4		0	21.9		
		108	54		21.9		0	22.3		21.3		0	21.9		
35	π/2 BPSK	1	1		22.2		0	22.3		21.6		0	21.9		
		1	186		22.0		0	22.3		21.4		0	21.9		
30	π/2 BPSK	1	1		22.2		0	22.3		21.6		0	21.9		
		1	158		22.0		0	22.3		21.4		0	21.9		
25	π/2 BPSK	1	1		22.2		0	22.3		21.6		0	21.9		
		1	131		22.0		0	22.3		21.4		0	21.9		
20	π/2 BPSK	1	1		22.2	22.1	21.8	0	22.3	21.5	21.4	21.2	21.3	0	21.9
		1	104		22.0	21.9	21.9	0	22.3	21.4	21.2	21.3	0	21.9	
15	π/2 BPSK	1	1		22.1	22.1	21.9	0	22.3	21.6	21.5	21.3	21.3	0	21.9
		1	77		22.1	22.0	21.9	0	22.3	21.5	21.3	21.3	0	21.9	
10	π/2 BPSK	1	1		22.0	21.9	21.8	0	22.3	21.4	21.3	21.3	0	21.9	
		1	50		22.0	21.8	21.8	0	22.3	21.4	21.2	21.2	0	21.9	
5	π/2 BPSK	1	1		22.1	22.0	21.8	0	22.3	21.5	21.4	21.2	0	21.9	
		1	23		22.1	22.0	21.8	0	22.3	21.4	21.3	21.1	0	21.9	

NR Band 25 Measured Results (ANT4)

BW (MHz)	Modulation	RB Allocation	RB offset	Mode A Power (dBm)					Mode B Power (dBm)				
				374000	376500	379000	MPR	Max Power	374000	376500	379000	MPR	Max Power
				1870 MHz	1882.5 MHz	1895 MHz			1870 MHz	1882.5 MHz	1895 MHz		
40	π/2 BPSK	1	1		18.7		0	19.6		19.5		0	20
		1	214		18.9		0	19.6		19.5		0	20
		108	54		18.7		0	19.6		19.5		0	20
	QPSK	1	1		18.5		0	19.6		19.5		0	20
		1	214		19.0		0	19.6		19.5		0	20
		108	54		18.6		0	19.6		19.3		0	20
35	π/2 BPSK	1	1		18.8		0	19.6		19.5		0	20
		1	186		18.7		0	19.6		19.5		0	20
		30	π/2 BPSK	1	1		18.8		0	19.6		19.5	
1	158				18.8		0	19.6		19.4		0	20
25	π/2 BPSK			1	1		18.7		0	19.6		19.4	
		1	131		18.6		0	19.6		19.4		0	20
		20	π/2 BPSK	1	1	18.6	18.6	18.6	0	19.6	19.5	19.5	19.5
1	104			18.7	18.7	18.7	0	19.6	19.5	19.5	19.5	0	20
15	π/2 BPSK			1	1	18.8	18.8	18.8	0	19.6	19.4	19.4	19.4
		1	77	18.7	18.7	18.7	0	19.6	19.2	19.2	19.2	0	20
		10	π/2 BPSK	1	1	18.5	18.5	18.5	0	19.6	19.2	19.2	19.2
1	50			18.5	18.5	18.5	0	19.6	19.2	19.2	19.2	0	20
5	π/2 BPSK			1	1	18.6	18.6	18.6	0	19.6	19.2	19.2	19.2
		1	23	18.5	18.5	18.5	0	19.6	19.2	19.2	19.2	0	20

NR Band 26 Measured Results (ANT1)

BW (MHz)	Modulation	RB Allocation	RB offset	Mode A Power (dBm)					Mode B Power (dBm)				
				164800	166300	167800	MPR	Max Power	164800	166300	167800	MPR	Max Power
				824 MHz	831.5 MHz	839 MHz			824 MHz	831.5 MHz	839 MHz		
20	π/2 BPSK	1	1		24.5		0	25.7		24.5		0	25.7
		1	104		24.5		0	25.7		24.5		0	25.7
		50	28		24.7		0	25.7		24.7		0	25.7
	QPSK	1	1		24.6		0	25.7		24.6		0	25.7
		1	104		24.4		0	25.7		24.4		0	25.7
		50	28		24.4		0	25.7		24.4		0	25.7
BW (MHz)	Modulation	RB Allocation	RB offset	Mode A Power (dBm)					Mode B Power (dBm)				
				164300	166300	168300	MPR	Max Power	164300	166300	168300	MPR	Max Power
				821.5 MHz	831.5 MHz	841.5 MHz			821.5 MHz	831.5 MHz	841.5 MHz		
15	π/2 BPSK	1	1	24.6	24.6	24.6	0	25.7	24.6	24.6	24.6	0	25.7
		1	77	24.4	24.3	24.3	0	25.7	24.4	24.3	24.3	0	25.7
BW (MHz)	Modulation	RB Allocation	RB offset	Mode A Power (dBm)					Mode B Power (dBm)				
				163800	166300	168800	MPR	Max Power	163800	166300	168800	MPR	Max Power
				819 MHz	831.5 MHz	844 MHz			819 MHz	831.5 MHz	844 MHz		
10	π/2 BPSK	1	1	24.4	24.4	24.4	0	25.7	24.4	24.4	24.4	0	25.7
		1	50	24.2	24.2	24.2	0	25.7	24.2	24.2	24.2	0	25.7
BW (MHz)	Modulation	RB Allocation	RB offset	Mode A Power (dBm)					Mode B Power (dBm)				
				163300	166300	169300	MPR	Max Power	163300	166300	169300	MPR	Max Power
				816.5 MHz	831.5 MHz	846.5 MHz			816.5 MHz	831.5 MHz	846.5 MHz		
5	π/2 BPSK	1	1	24.4	24.4	24.4	0	25.7	24.4	24.4	24.4	0	25.7
		1	23	24.4	24.4	24.4	0	25.7	24.4	24.4	24.4	0	25.7

NR Band 26 Measured Results (ANT2)

BW (MHz)	Modulation	RB Allocation	RB offset	Mode A Power (dBm)					Mode B Power (dBm)				
				164800	166300	167800	MPR	Max Power	164800	166300	167800	MPR	Max Power
				824 MHz	831.5 MHz	839 MHz			824 MHz	831.5 MHz	839 MHz		
20	π/2 BPSK	1	1		23.3		0	24.5		24.4		0	25.2
		1	104		23.1		0	24.5		24.3		0	25.2
		50	28		23.2		0	24.5		24.5		0	25.2
	QPSK	1	1		23.1		0	24.5		24.3		0	25.2
		1	104		22.9		0	24.5		24.4		0	25.2
		50	28		22.9		0	24.5		24.3		0	25.2
BW (MHz)	Modulation	RB Allocation	RB offset	Mode A Power (dBm)					Mode B Power (dBm)				
				164300	166300	168300	MPR	Max Power	164300	166300	168300	MPR	Max Power
				821.5 MHz	831.5 MHz	841.5 MHz			821.5 MHz	831.5 MHz	841.5 MHz		
15	π/2 BPSK	1	1	23.0	23.0	23.0	0	24.5	24.4	24.4	24.4	0	25.2
		1	77	22.8	22.8	22.8	0	24.5	24.3	24.3	24.3	0	25.2
BW (MHz)	Modulation	RB Allocation	RB offset	Mode A Power (dBm)					Mode B Power (dBm)				
				163800	166300	168800	MPR	Max Power	163800	166300	168800	MPR	Max Power
				819 MHz	831.5 MHz	844 MHz			819 MHz	831.5 MHz	844 MHz		
10	π/2 BPSK	1	1	22.8	22.8	22.8	0	24.5	24.1	24.1	24.1	0	25.2
		1	50	22.7	22.7	22.7	0	24.5	24.2	24.2	24.2	0	25.2
BW (MHz)	Modulation	RB Allocation	RB offset	Mode A Power (dBm)					Mode B Power (dBm)				
				163300	166300	169300	MPR	Max Power	163300	166300	169300	MPR	Max Power
				816.5 MHz	831.5 MHz	846.5 MHz			816.5 MHz	831.5 MHz	846.5 MHz		
5	π/2 BPSK	1	1	22.9	22.9	22.9	0	24.5	24.2	24.2	24.2	0	25.2
		1	23	22.8	22.8	22.8	0	24.5	24.1	24.1	24.1	0	25.2

NR Band 30 Measured Results (ANT1)

BW (MHz)	Modulation	RB Allocation	RB offset	Mode A Power (dBm)					Mode B Power (dBm)				
				462000	462000	462000	MPR	Max Power	462000	462000	462000	MPR	Max Power
				2310 MHz	2310 MHz	2310 MHz			2310 MHz	2310 MHz	2310 MHz		
10	$\pi/2$ BPSK	1	1		24.0		0	24.3		21.0		0	22
		1	50		24.0		0	24.3		21.0		0	22
		25	14		23.9		0	24.3		20.9		0	22
	QPSK	1	1		24.0		0	24.3		21.1		0	22
		1	50		23.8		0	24.3		21.1		0	22
		25	14		23.9		0	24.3		21.0		0	22
BW (MHz)	Modulation	RB Allocation	RB offset	Mode A Power (dBm)					Mode B Power (dBm)				
				461500	462000	462500	MPR	Max Power	461500	462000	462500	MPR	Max Power
				2307.5 MHz	2310 MHz	2312.5 MHz			2307.5 MHz	2310 MHz	2312.5 MHz		
5	$\pi/2$ BPSK	1	1		24.0		0	24.3		21.1		0	22
		1	23		24.0		0	24.3		21.1		0	22

NR Band 30 Measured Results (ANT2)

BW (MHz)	Modulation	RB Allocation	RB offset	Mode A Power (dBm)					Mode B Power (dBm)				
				462000	462000	462000	MPR	Max Power	462000	462000	462000	MPR	Max Power
				2310 MHz	2310 MHz	2310 MHz			2310 MHz	2310 MHz	2310 MHz		
10	$\pi/2$ BPSK	1	1		20.7		0	21.6		21.0		0	22.1
		1	50		20.8		0	21.6		21.0		0	22.1
		25	14		20.8		0	21.6		21.0		0	22.1
	QPSK	1	1		20.9		0	21.6		21.2		0	22.1
		1	50		20.7		0	21.6		21.1		0	22.1
		25	14		20.8		0	21.6		21.1		0	22.1
BW (MHz)	Modulation	RB Allocation	RB offset	Mode A Power (dBm)					Mode B Power (dBm)				
				461500	462000	462500	MPR	Max Power	461500	462000	462500	MPR	Max Power
				2307.5 MHz	2310 MHz	2312.5 MHz			2307.5 MHz	2310 MHz	2312.5 MHz		
5	$\pi/2$ BPSK	1	1		20.8		0	21.6		21.2		0	22.1
		1	23		20.9		0	21.6		21.2		0	22.1

NR Band 30 Measured Results (ANT3)

BW (MHz)	Modulation	RB Allocation	RB offset	Mode A Power (dBm)					Mode B Power (dBm)				
				462000	462000	462000	MPR	Max Power	462000	462000	462000	MPR	Max Power
				2310 MHz	2310 MHz	2310 MHz			2310 MHz	2310 MHz	2310 MHz		
10	$\pi/2$ BPSK	1	1		23.0		0	23.7		19.2		0	21
		1	50		22.9		0	23.7		19.2		0	21
		25	14		22.9		0	23.7		19.1		0	21
	QPSK	1	1		22.9		0	23.7		19.1		0	21
		1	50		22.9		0	23.7		19.4		0	21
		25	14		22.9		0	23.7		19.2		0	21
BW (MHz)	Modulation	RB Allocation	RB offset	Mode A Power (dBm)					Mode B Power (dBm)				
				461500	462000	462500	MPR	Max Power	461500	462000	462500	MPR	Max Power
				2307.5 MHz	2310 MHz	2312.5 MHz			2307.5 MHz	2310 MHz	2312.5 MHz		
5	$\pi/2$ BPSK	1	1		22.9		0	23.7		19.2		0	21
		1	23		23.0		0	23.7		19.1		0	21

NR Band 30 Measured Results (ANT4)

BW (MHz)	Modulation	RB Allocation	RB offset	Mode A Power (dBm)					Mode B Power (dBm)				
				462000	462000	462000	MPR	Max Power	462000	462000	462000	MPR	Max Power
				2310 MHz	2310 MHz	2310 MHz			2310 MHz	2310 MHz	2310 MHz		
10	$\pi/2$ BPSK	1	1		20.0		0	20.4		19.4		0	19.9
		1	50		20.0		0	20.4		19.3		0	19.9
		25	14		19.9		0	20.4		19.3		0	19.9
	QPSK	1	1		19.7		0	20.4		19.2		0	19.9
		1	50		20.0		0	20.4		19.3		0	19.9
		25	14		19.8		0	20.4		19.2		0	19.9
BW (MHz)	Modulation	RB Allocation	RB offset	Mode A Power (dBm)					Mode B Power (dBm)				
				461500	462000	462500	MPR	Max Power	461500	462000	462500	MPR	Max Power
				2307.5 MHz	2310 MHz	2312.5 MHz			2307.5 MHz	2310 MHz	2312.5 MHz		
5	$\pi/2$ BPSK	1	1		19.7		0	20.4		19.1		0	19.9
		1	23		19.8		0	20.4		19.4		0	19.9

NR Band 41 Measured Results (ANT1)

BW (MHz)	Modulation	RB Allocation	RB offset	Mode A Power (dBm)						MFR	Max Power	Mode B Power (dBm)						MFR	Max Power
				509202 2546.01 MHz	510000 2550 MHz	513900 2569.5 MHz	518598 2592.99 MHz	523302 2616.51 MHz	527994 2639.97 MHz			509202 2546.01 MHz	510000 2550 MHz	513900 2569.5 MHz	518598 2592.99 MHz	523302 2616.51 MHz	527994 2639.97 MHz		
100	π/2 BPSK	1	1				23.8			0	24.5				19.4			0	19.7
							23.5			0	24.5				19.1			0	19.7
							23.4			0	24.5				19.0			0	19.7
	QPSK	1	1				23.6			0	24.5				19.1			0	19.7
							23.4			0	24.5				19.1			0	19.7
							23.4			0	24.5				19.0			0	19.7
90	π/2 BPSK	1	1				23.6			0	24.5				19.3			0	19.7
							23.5			0	24.5				19.0			0	19.7
80	π/2 BPSK	1	1				23.6			0	24.5				19.2			0	19.7
							23.4			0	24.5				19.1			0	19.7
70	π/2 BPSK	1	1				23.6			0	24.5				19.2			0	19.7
							23.4			0	24.5				19.0			0	19.7
60	π/2 BPSK	1	1				23.5			0	24.5				19.2			0	19.7
							23.4			0	24.5				19.1			0	19.7
50	π/2 BPSK	1	1				23.6			0	24.5				19.2			0	19.7
							23.6			0	24.5				19.2			0	19.7
40	π/2 BPSK	1	1				23.7			0	24.5				19.5			0	19.7
							23.8			0	24.5				19.5			0	19.7
30	π/2 BPSK	1	1				23.2			0	24.5				19.4			0	19.7
							23.8			0	24.5				19.3			0	19.7
20	π/2 BPSK	1	1				23.8			0	24.5				19.4			0	19.7
							23.8			0	24.5				19.4			0	19.7
15	π/2 BPSK	1	1				23.7			0	24.5				19.3			0	19.7
							23.7			0	24.5				19.3			0	19.7
10	π/2 BPSK	1	1				23.5			0	24.5				19.1			0	19.7
							23.4			0	24.5				19.1			0	19.7

NR Band 41 Measured Results (ANT2)

BW (MHz)	Modulation	RB Allocation	RB offset	Mode A Power (dBm)						MFR	Max Power	Mode B Power (dBm)						MFR	Max Power
				509202 2546.01 MHz	510000 2550 MHz	513900 2569.5 MHz	518598 2592.99 MHz	523302 2616.51 MHz	527994 2639.97 MHz			508202 2546.01 MHz	510000 2550 MHz	513900 2569.5 MHz	518598 2592.99 MHz	523302 2616.51 MHz	527994 2639.97 MHz		
100	π/2 BPSK	1	1							0	19.9							0	20.7
										0	19.9							0	20.7
										0	19.9							0	20.7
	QPSK	1	1							0	19.9							0	20.7
										0	19.9							0	20.7
										0	19.9							0	20.7
90	π/2 BPSK	1	1							0	19.9							0	20.7
										0	19.9							0	20.7
80	π/2 BPSK	1	1							0	19.9							0	20.7
										0	19.9							0	20.7
70	π/2 BPSK	1	1							0	19.9							0	20.7
										0	19.9							0	20.7
60	π/2 BPSK	1	1							0	19.9							0	20.7
										0	19.9							0	20.7
50	π/2 BPSK	1	1							0	19.9							0	20.7
										0	19.9							0	20.7
40	π/2 BPSK	1	1							0	19.9							0	20.7
										0	19.9							0	20.7
30	π/2 BPSK	1	1							0	19.9							0	20.7
										0	19.9							0	20.7
20	π/2 BPSK	1	1							0	19.9							0	20.7
										0	19.9							0	20.7
15	π/2 BPSK	1	1							0	19.9							0	20.7
										0	19.9							0	20.7
10	π/2 BPSK	1	1							0	19.9							0	20.7
										0	19.9							0	20.7

NR Band 41 Measured Results (ANT3)

BW (MHz)	Modulation	RB Allocation	RB offset	Mode A Power (dBm)						Mode B Power (dBm)											
				509202 2546.01 MHz	510000 2550 MHz	513900 2569.5 MHz	518598 2592.99 MHz	523302 2616.51 MHz	527994 2639.97 MHz	MFR	Max Power	509202 2546.01 MHz	510000 2550 MHz	513900 2569.5 MHz	518598 2592.99 MHz	523302 2616.51 MHz	527994 2639.97 MHz	MFR	Max Power		
100	π/2 BPSK	1	1				21.1										19.0	0	19.3		
							21.1												18.9	0	19.3
							20.9													18.7	0
	QPSK	1	1				21.1											18.6	0	19.3	
							20.8												18.5	0	19.3
							20.9													18.4	0
90	π/2 BPSK	1	1				21.3										18.6	0	19.3		
							21.2												18.5	0	19.3
80	π/2 BPSK	1	1				21.3										18.6	0	19.3		
							21.2												18.4	0	19.3
70	π/2 BPSK	1	1				21.3										18.6	0	19.3		
							21.1												18.4	0	19.3
60	π/2 BPSK	1	1				21.3										18.6	0	19.3		
							21.3												18.5	0	19.3
50	π/2 BPSK	1	1				21.3										18.6	0	19.3		
							21.2												18.5	0	19.3
40	π/2 BPSK	1	1				21.5										18.8	0	19.3		
							21.5												18.7	0	19.3
30	π/2 BPSK	1	1				21.5										18.8	0	19.3		
							21.5												18.7	0	19.3
20	π/2 BPSK	1	1				21.3										18.7	0	19.3		
							21.3												18.6	0	19.3
15	π/2 BPSK	1	1				21.1										18.6	0	19.3		
							21.1												18.5	0	19.3
10	π/2 BPSK	1	1				21.1										18.4	0	19.3		
							21.2												18.4	0	19.3

NR Band 41 Measured Results (ANT4)

BW (MHz)	Modulation	RB Allocation	RB offset	Mode A Power (dBm)						Mode B Power (dBm)						
				509202 2546.01 MHz	510000 2550 MHz	513900 2569.5 MHz	518598 2592.99 MHz	523302 2616.51 MHz	527994 2639.97 MHz	MFR	Max Power	509202 2546.01 MHz	510000 2550 MHz	513900 2569.5 MHz	518598 2592.99 MHz	523302 2616.51 MHz
100	π/2 BPSK	1	1													
				18.6						20.0						
				18.3						19.6						
	QPSK	1	1													
				18.7						20.2						
				18.5						19.8						
18.4						20.3										
90	π/2 BPSK	1	1													
				18.7						20.2						
				18.4						19.9						
	18.4						20.3									
	80	π/2 BPSK	1	1												
					18.7						20.2					
18.4						19.8										
18.4						20.3										
70		π/2 BPSK	1	1												
					18.7						20.2					
	18.4						19.9									
	18.4						20.3									
	60	π/2 BPSK	1	1												
					18.7						20.2					
18.6						19.9										
18.6						20.3										
50		π/2 BPSK	1	1												
					18.6						20.2					
	18.5						20.1									
	18.5						20.3									
	40	π/2 BPSK	1	1												
					18.3						20.4					
18.3						20.2										
18.3						20.3										
30		π/2 BPSK	1	1												
					18.6						20.1					
	19.0						20.1									
	18.8						20.3									
	20	π/2 BPSK	1	1												
					18.4						20.0					
18.7						19.9										
18.4						20.3										
15		π/2 BPSK	1	1												
					18.5						20.0					
	18.7						20.1									
	18.5						20.3									
	10	π/2 BPSK	1	1												
					18.3						19.9					
18.3						19.8										
18.3						20.3										

NR Band 48 Measured Results (ANT7)

BW (MHz)	Modulation	RB Allocation	RB offset	Mode A Power (dBm)				MPR	Max Power	Mode B Power (dBm)				MPR	Max Power
				638002 3570.03 MHz	640446 3606.69 MHz	642890 3643.35 MHz	645332 3679.98 MHz			638002 3570.03 MHz	640446 3606.69 MHz	642890 3643.35 MHz	645332 3679.98 MHz		
40	π/2 BPSK	1	1			21.3		0	21.6			18.8		0	18.8
		1	104			21.3		0	21.6			18.7		0	18.8
		50	28			21.4		0	21.6			18.6		0	18.8
	QPSK	1	1			21.4		0	21.6			18.7		0	18.8
		1	104			21.4		0	21.6			18.8		0	18.8
		50	28			21.3		0	21.6			18.6		0	18.8
30	π/2 BPSK	1	1	637668 3565.02 MHz	640334 3605.01 MHz	643000 3645 MHz	645666 3684.99 MHz	MPR	Max Power	637668 3565.02 MHz	640334 3605.01 MHz	643000 3645 MHz	645666 3684.99 MHz	MPR	Max Power
		1	76	21.5	21.4	21.5	21.4	0	21.6	18.7	18.7	18.7	18.7	0	18.8
20	π/2 BPSK	1	1	637336 3560.04 MHz	640224 3603.36 MHz	643112 3646.68 MHz	645998 3689.97 MHz	MPR	Max Power	637336 3560.04 MHz	640224 3603.36 MHz	643112 3646.68 MHz	645998 3689.97 MHz	MPR	Max Power
		1	49	21.3	21.3	21.3	21.3	0	21.6	18.7	18.7	18.7	18.7	0	18.8
15	π/2 BPSK	1	1	637168 3557.52 MHz	640168 3602.52 MHz	643168 3647.52 MHz	646166 3692.49 MHz	MPR	Max Power	637168 3557.52 MHz	640168 3602.52 MHz	643168 3647.52 MHz	646166 3692.49 MHz	MPR	Max Power
		1	36	21.2	21.4	21.3	21.3	0	21.6	18.7	18.7	18.7	18.7	0	18.8
10	π/2 BPSK	1	1	637002 3555.03 MHz	640112 3601.68 MHz	643224 3648.36 MHz	646332 3694.98 MHz	MPR	Max Power	637002 3555.03 MHz	640112 3601.68 MHz	643224 3648.36 MHz	646332 3694.98 MHz	MPR	Max Power
		1	22	21.1	21.0	21.0	21.1	0	21.6	18.5	18.5	18.5	18.5	0	18.8

NR Band 48 Measured Results (ANT8)

BW (MHz)	Modulation	RB Allocation	RB offset	Mode A Power (dBm)				MPR	Max Power	Mode B Power (dBm)				MPR	Max Power
				638002 3570.03 MHz	640446 3606.69 MHz	642890 3643.35 MHz	645332 3679.98 MHz			638002 3570.03 MHz	640446 3606.69 MHz	642890 3643.35 MHz	645332 3679.98 MHz		
40	π/2 BPSK	1	1			22.2		0	22.4			21.7		0	22.5
		1	104			22.4		0	22.4			21.7		0	22.5
		50	28			22.3		0	22.4			21.6		0	22.5
	QPSK	1	1			22.4		0	22.4			21.8		0	22.5
		1	104			22.3		0	22.4			21.8		0	22.5
		50	28			22.4		0	22.4			21.9		0	22.5
30	π/2 BPSK	1	1	637668 3565.02 MHz	640334 3605.01 MHz	643000 3645 MHz	645666 3684.99 MHz	MPR	Max Power	637668 3565.02 MHz	640334 3605.01 MHz	643000 3645 MHz	645666 3684.99 MHz	MPR	Max Power
		1	76	22.4	22.4	22.4	22.4	0	22.4	21.9	21.7	21.7	21.7	0	22.5
20	π/2 BPSK	1	1	637336 3560.04 MHz	640224 3603.36 MHz	643112 3646.68 MHz	645998 3689.97 MHz	MPR	Max Power	637336 3560.04 MHz	640224 3603.36 MHz	643112 3646.68 MHz	645998 3689.97 MHz	MPR	Max Power
		1	49	22.4	22.4	22.4	22.4	0	22.4	21.9	21.9	21.8	21.8	0	22.5
15	π/2 BPSK	1	1	637168 3557.52 MHz	640168 3602.52 MHz	643168 3647.52 MHz	646166 3692.49 MHz	MPR	Max Power	637168 3557.52 MHz	640168 3602.52 MHz	643168 3647.52 MHz	646166 3692.49 MHz	MPR	Max Power
		1	36	22.3	22.3	22.3	22.3	0	22.4	21.9	21.8	21.7	21.7	0	22.5
10	π/2 BPSK	1	1	637002 3555.03 MHz	640112 3601.68 MHz	643224 3648.36 MHz	646332 3694.98 MHz	MPR	Max Power	637002 3555.03 MHz	640112 3601.68 MHz	643224 3648.36 MHz	646332 3694.98 MHz	MPR	Max Power
		1	22	22.2	22.3	22.3	22.3	0	22.4	21.8	21.5	21.5	21.7	0	22.5

NR Band 48 Measured Results (ANT9)

BW (MHz)	Modulation	RB Allocation	RB offset	Mode A Power (dBm)						Mode B Power (dBm)					
				638002	640446	642890	645332	MPR	Max Power	638002	640446	642890	645332	MPR	Max Power
				3570.03 MHz	3606.69 MHz	3643.35 MHz	3679.98 MHz			3570.03 MHz	3606.69 MHz	3643.35 MHz	3679.98 MHz		
40	π/2 BPSK	1	1			20.2		0	21.1			16.8		0	18.7
		1	104			20.2		0	21.1			16.9		0	18.7
		50	28			20.2		0	21.1			16.8		0	18.7
	QPSK	1	1			20.2		0	21.1			17.1		0	18.7
		1	104			20.2		0	21.1			17.1		0	18.7
		50	28			20.1		0	21.1			16.9		0	18.7
30	π/2 BPSK	1	1	637668	640334	643000	645666	MPR	Max Power	637668	640334	643000	645666	MPR	Max Power
		3565.02 MHz	3605.01 MHz	3645 MHz	3684.99 MHz	3565.02 MHz	3605.01 MHz			3645 MHz	3684.99 MHz				
		1	76	20.1	20.2	20.3	20.2	0	21.1	16.9	17.0	16.9	17.0	0	18.7
20	π/2 BPSK	1	1	637336	640224	643112	645998	MPR	Max Power	637336	640224	643112	645998	MPR	Max Power
		3560.04 MHz	3603.36 MHz	3646.68 MHz	3689.97 MHz	3560.04 MHz	3603.36 MHz			3646.68 MHz	3689.97 MHz				
		1	49	20.1	20.2	20.1	20.1	0	21.1	16.9	17.0	16.9	16.7	0	18.7
15	π/2 BPSK	1	1	637168	640168	643168	646166	MPR	Max Power	637168	640168	643168	646166	MPR	Max Power
		3557.52 MHz	3602.52 MHz	3647.52 MHz	3692.49 MHz	3557.52 MHz	3602.52 MHz			3647.52 MHz	3692.49 MHz				
		1	36	20.1	20.2	20.1	20.1	0	21.1	16.9	16.8	16.9	16.8	0	18.7
10	π/2 BPSK	1	1	637002	640112	643224	646332	MPR	Max Power	637002	640112	643224	646332	MPR	Max Power
		3555.03 MHz	3601.68 MHz	3648.36 MHz	3694.98 MHz	3555.03 MHz	3601.68 MHz			3648.36 MHz	3694.98 MHz				
		1	22	19.8	20.0	20.0	19.9	0	21.1	16.8	16.8	16.7	16.8	0	18.7

NR Band 48 Measured Results (ANT4)

BW (MHz)	Modulation	RB Allocation	RB offset	Mode A Power (dBm)						Mode B Power (dBm)					
				638002	640446	642890	645332	MPR	Max Power	638002	640446	642890	645332	MPR	Max Power
				3570.03 MHz	3606.69 MHz	3643.35 MHz	3679.98 MHz			3570.03 MHz	3606.69 MHz	3643.35 MHz	3679.98 MHz		
40	π/2 BPSK	1	1			22.3		0	22.8			22.7		0	23.2
		1	104			22.4		0	22.8			22.8		0	23.2
		50	28			22.2		0	22.8			22.6		0	23.2
	QPSK	1	1			22.0		0	22.8			22.3		0	23.2
		1	104			22.1		0	22.8			22.4		0	23.2
		50	28			21.8		0	22.8			22.2		0	23.2
30	π/2 BPSK	1	1	637668	640334	643000	645666	MPR	Max Power	637668	640334	643000	645666	MPR	Max Power
		3565.02 MHz	3605.01 MHz	3645 MHz	3684.99 MHz	3565.02 MHz	3605.01 MHz			3645 MHz	3684.99 MHz				
		1	76	22.0	22.0	21.8	21.8	0	22.8	22.5	22.4	22.3	22.2	0	23.2
20	π/2 BPSK	1	1	637336	640224	643112	645998	MPR	Max Power	637336	640224	643112	645998	MPR	Max Power
		3560.04 MHz	3603.36 MHz	3646.68 MHz	3689.97 MHz	3560.04 MHz	3603.36 MHz			3646.68 MHz	3689.97 MHz				
		1	49	21.9	21.8	21.8	21.7	0	22.8	22.3	22.3	22.2	22.1	0	23.2
15	π/2 BPSK	1	1	637168	640168	643168	646166	MPR	Max Power	637168	640168	643168	646166	MPR	Max Power
		3557.52 MHz	3602.52 MHz	3647.52 MHz	3692.49 MHz	3557.52 MHz	3602.52 MHz			3647.52 MHz	3692.49 MHz				
		1	36	21.8	21.9	21.8	21.7	0	22.8	22.2	22.3	22.3	22.1	0	23.2
10	π/2 BPSK	1	1	637002	640112	643224	646332	MPR	Max Power	637002	640112	643224	646332	MPR	Max Power
		3555.03 MHz	3601.68 MHz	3648.36 MHz	3694.98 MHz	3555.03 MHz	3601.68 MHz			3648.36 MHz	3694.98 MHz				
		1	22	21.5	21.7	21.7	21.5	0	22.8	22.1	22.2	22.0	21.9	0	23.2

NR Band 53 Measured Results (ANT1)

BW (MHz)	Modulation	RB Allocation	RB offset	Mode A Power (dBm)					Mode B Power (dBm)				
				497700	497860	498000	MPR	Max Power	497700	497860	498000	MPR	Max Power
				2488.5 MHz	2489.3 MHz	2490 MHz			2488.5 MHz	2489.3 MHz	2490 MHz		
10	π/2 BPSK	1	1		20.7		0	20.7		20.0		0	20.7
		1	22		20.6		0	20.7		19.9		0	20.7
		12	6		20.5		0	20.7		19.8		0	20.7
	QPSK	1	1		20.6		0	20.7		19.9		0	20.7
		1	22		20.5		0	20.7		20.0		0	20.7
		12	6		20.5		0	20.7		19.9		0	20.7

NR Band 53 Measured Results (ANT2)

BW (MHz)	Modulation	RB Allocation	RB offset	Mode A Power (dBm)					Mode B Power (dBm)				
				497700	497860	498000	MPR	Max Power	497700	497860	498000	MPR	Max Power
				2488.5 MHz	2489.3 MHz	2490 MHz			2488.5 MHz	2489.3 MHz	2490 MHz		
10	π/2 BPSK	1	1		18.6		0	19.1		20.4		0	20.7
		1	22		18.8		0	19.1		20.5		0	20.7
		12	6		18.6		0	19.1		20.3		0	20.7
	QPSK	1	1		18.7		0	19.1		20.3		0	20.7
		1	22		18.6		0	19.1		20.4		0	20.7
		12	6		18.7		0	19.1		20.3		0	20.7

NR Band 66 Measured Results (ANT1)

BW (MHz)	Modulation	RB Allocation	RB offset	Mode A Power (dBm)					Mode B Power (dBm)				
				346000	349000	352000	MPR	Max Power	346000	349000	352000	MPR	Max Power
				1730 MHz	1745 MHz	1760 MHz			1730 MHz	1745 MHz	1760 MHz		
40	π/2 BPSK	1	1		24.9		0	25.7		19.1		0	20.4
		1	214		24.8		0	25.7		19.0		0	20.4
		108	54		24.8		0	25.7		19.2		0	20.4
	QPSK	1	1		25.0		0	25.7		19.4		0	20.4
		1	214		25.2		0	25.7		19.4		0	20.4
		108	54		25.2		0	25.7		19.4		0	20.4
BW (MHz)	Modulation	RB Allocation	RB offset	Mode A Power (dBm)					Mode B Power (dBm)				
				345500	349000	352500	MPR	Max Power	345500	349000	352500	MPR	Max Power
				1727.5 MHz	1745 MHz	1762.5 MHz			1727.5 MHz	1745 MHz	1762.5 MHz		
35	π/2 BPSK	1	1		25.3		0	25.7		19.6		0	20.4
		1	186		25.2		0	25.7		19.5		0	20.4
BW (MHz)	Modulation	RB Allocation	RB offset	Mode A Power (dBm)					Mode B Power (dBm)				
				345000	349000	353000	MPR	Max Power	345000	349000	353000	MPR	Max Power
				1725 MHz	1745 MHz	1765 MHz			1725 MHz	1745 MHz	1765 MHz		
30	π/2 BPSK	1	1		25.0		0	25.7		19.4		0	20.4
		1	158		25.2		0	25.7		19.5		0	20.4
BW (MHz)	Modulation	RB Allocation	RB offset	Mode A Power (dBm)					Mode B Power (dBm)				
				344500	349000	353500	MPR	Max Power	344500	349000	353500	MPR	Max Power
				1722.5 MHz	1745 MHz	1767.5 MHz			1722.5 MHz	1745 MHz	1767.5 MHz		
25	π/2 BPSK	1	1		25.3		0	25.7		19.6		0	20.4
		1	131		25.3		0	25.7		19.4		0	20.4
BW (MHz)	Modulation	RB Allocation	RB offset	Mode A Power (dBm)					Mode B Power (dBm)				
				344000	349000	354000	MPR	Max Power	344000	349000	354000	MPR	Max Power
				1720 MHz	1745 MHz	1770 MHz			1720 MHz	1745 MHz	1770 MHz		
20	π/2 BPSK	1	1	25.3	25.3	25.3	0	25.7	19.5	19.5	19.5	0	20.4
		1	104	25.2	25.2	25.2	0	25.7	19.5	19.5	19.5	0	20.4
BW (MHz)	Modulation	RB Allocation	RB offset	Mode A Power (dBm)					Mode B Power (dBm)				
				343500	349000	354500	MPR	Max Power	343500	349000	354500	MPR	Max Power
				1717.5 MHz	1745 MHz	1772.5 MHz			1717.5 MHz	1745 MHz	1772.5 MHz		
15	π/2 BPSK	1	1	25.2	25.2	25.2	0	25.7	19.5	19.5	19.5	0	20.4
		1	77	25.3	25.3	25.3	0	25.7	19.6	19.6	19.6	0	20.4
BW (MHz)	Modulation	RB Allocation	RB offset	Mode A Power (dBm)					Mode B Power (dBm)				
				343000	349000	355000	MPR	Max Power	343000	349000	355000	MPR	Max Power
				1715 MHz	1745 MHz	1775 MHz			1715 MHz	1745 MHz	1775 MHz		
10	π/2 BPSK	1	1	25.0	25.0	25.0	0	25.7	19.3	19.3	19.3	0	20.4
		1	50	25.1	25.1	25.1	0	25.7	19.4	19.4	19.4	0	20.4
BW (MHz)	Modulation	RB Allocation	RB offset	Mode A Power (dBm)					Mode B Power (dBm)				
				342500	349000	355500	MPR	Max Power	342500	349000	355500	MPR	Max Power
				1712.5 MHz	1745 MHz	1777.5 MHz			1712.5 MHz	1745 MHz	1777.5 MHz		
5	π/2 BPSK	1	1	25.1	25.1	25.1	0	25.7	19.4	19.4	19.4	0	20.4
		1	23	25.1	25.1	25.1	0	25.7	19.4	19.4	19.4	0	20.4

NR Band 66 Measured Results (ANT2)

BW (MHz)	Modulation	RB Allocation	RB offset	Mode A Power (dBm)					Mode B Power (dBm)				
				346000	349000	352000	MPR	Max Power	346000	349000	352000	MPR	Max Power
				1730 MHz	1745 MHz	1760 MHz			1730 MHz	1745 MHz	1760 MHz		
40	π/2 BPSK	1	1		17.9		0	18.8		17.3		0	18.6
		1	214		17.7		0	18.8		17.2		0	18.6
		108	54		17.7		0	18.8		17.2		0	18.6
	QPSK	1	1		17.8		0	18.8		17.5		0	18.6
		1	214		17.7		0	18.8		17.5		0	18.6
		108	54		17.8		0	18.8		17.7		0	18.6
35	π/2 BPSK	1	1		17.8		0	18.8		17.7		0	18.6
		1	186		17.6		0	18.8		17.6		0	18.6
		30	π/2 BPSK	1	1		17.7		0	18.8		17.6	
1	158				17.7		0	18.8		17.5		0	18.6
25	π/2 BPSK			1	1		17.8		0	18.8		17.7	
		1	131		17.8		0	18.8		17.7		0	18.6
		20	π/2 BPSK	1	1		17.7		0	18.8	17.8	17.7	17.5
1	104				17.7		0	18.8	17.7	17.6	17.4	0	18.6
15	π/2 BPSK			1	1		17.7		0	18.8	17.6	17.4	17.4
		1	77		17.6		0	18.8	17.5	17.6	17.4	0	18.6
		10	π/2 BPSK	1	1		17.5		0	18.8	17.3	17.4	17.4
1	50				17.5		0	18.8	17.3	17.3	17.4	0	18.6
5	π/2 BPSK			1	1		17.5		0	18.8	17.4	17.4	17.4
		1	23		17.4		0	18.8	17.4	17.3	17.4	0	18.6

NR Band 66 Measured Results (ANT3)

BW (MHz)	Modulation	RB Allocation	RB offset	Mode A Power (dBm)					Mode B Power (dBm)					
				346000	349000	352000	MPR	Max Power	346000	349000	352000	MPR	Max Power	
				1730 MHz	1745 MHz	1760 MHz			1730 MHz	1745 MHz	1760 MHz			
40	π/2 BPSK	1	1		22.7		0	23		21.6		0	22.9	
		1	214		22.7		0	23		21.8		0	22.9	
		108	54		22.5		0	23		21.4		0	22.9	
	QPSK	1	1		22.5		0	23		21.5		0	22.9	
		1	214		22.5		0	23		21.5		0	22.9	
		108	54		22.6		0	23		21.5		0	22.9	
BW (MHz)	Modulation	RB Allocation	RB offset	Mode A Power (dBm)					Mode B Power (dBm)					
				345500	349000	352500	MPR	Max Power	345500	349000	352500	MPR	Max Power	
				1727.5 MHz	1745 MHz	1762.5 MHz			1727.5 MHz	1745 MHz	1762.5 MHz			
35	π/2 BPSK	1	1		22.8		0	23		21.6		0	22.9	
		1	186		22.7		0	23		21.6		0	22.9	
BW (MHz)	Modulation	RB Allocation	RB offset	Mode A Power (dBm)					Mode B Power (dBm)					
				345000	349000	353000	MPR	Max Power	345000	349000	353000	MPR	Max Power	
				1725 MHz	1745 MHz	1765 MHz			1725 MHz	1745 MHz	1765 MHz			
30	π/2 BPSK	1	1		22.6		0	23		21.4		0	22.9	
		1	158		22.5		0	23		21.4		0	22.9	
BW (MHz)	Modulation	RB Allocation	RB offset	Mode A Power (dBm)					Mode B Power (dBm)					
				344500	349000	353500	MPR	Max Power	344500	349000	353500	MPR	Max Power	
				1722.5 MHz	1745 MHz	1767.5 MHz			1722.5 MHz	1745 MHz	1767.5 MHz			
25	π/2 BPSK	1	1		22.7		0	23		21.6		0	22.9	
		1	131		22.7		0	23		21.6		0	22.9	
BW (MHz)	Modulation	RB Allocation	RB offset	Mode A Power (dBm)					Mode B Power (dBm)					
				344000	349000	354000	MPR	Max Power	344000	349000	354000	MPR	Max Power	
				1720 MHz	1745 MHz	1770 MHz			1720 MHz	1745 MHz	1770 MHz			
20	π/2 BPSK	1	1		22.7	22.6	22.5	0	23	21.6	21.5	21.4	0	22.9
		1	104		22.6	22.5	22.6	0	23	21.4	21.4	21.5	0	22.9
BW (MHz)	Modulation	RB Allocation	RB offset	Mode A Power (dBm)					Mode B Power (dBm)					
				343500	349000	354500	MPR	Max Power	343500	349000	354500	MPR	Max Power	
				1717.5 MHz	1745 MHz	1772.5 MHz			1717.5 MHz	1745 MHz	1772.5 MHz			
15	π/2 BPSK	1	1		22.7	22.6	22.6	0	23	21.6	21.5	21.4	0	22.9
		1	77		22.6	22.5	22.6	0	23	21.5	21.4	21.4	0	22.9
BW (MHz)	Modulation	RB Allocation	RB offset	Mode A Power (dBm)					Mode B Power (dBm)					
				343000	349000	355000	MPR	Max Power	343000	349000	355000	MPR	Max Power	
				1715 MHz	1745 MHz	1775 MHz			1715 MHz	1745 MHz	1775 MHz			
10	π/2 BPSK	1	1		22.5	22.4	22.4	0	23	21.4	21.3	21.3	0	22.9
		1	50		22.4	22.4	22.5	0	23	21.3	21.3	21.4	0	22.9
BW (MHz)	Modulation	RB Allocation	RB offset	Mode A Power (dBm)					Mode B Power (dBm)					
				342500	349000	355500	MPR	Max Power	342500	349000	355500	MPR	Max Power	
				1712.5 MHz	1745 MHz	1777.5 MHz			1712.5 MHz	1745 MHz	1777.5 MHz			
5	π/2 BPSK	1	1		22.5	22.4	22.4	0	23	21.4	21.3	21.5	0	22.9
		1	23		22.5	22.4	22.5	0	23	21.3	21.2	21.4	0	22.9

NR Band 66 Measured Results (ANT4)

BW (MHz)	Modulation	RB Allocation	RB offset	Mode A Power (dBm)					Mode B Power (dBm)					
				346000	349000	352000	MPR	Max Power	346000	349000	352000	MPR	Max Power	
				1730 MHz	1745 MHz	1760 MHz			1730 MHz	1745 MHz	1760 MHz			
40	π/2 BPSK	1	1		22.2		0	22.8		23.0		0	23.4	
		1	214		22.1		0	22.8		23.3		0	23.4	
		108	54		22.1		0	22.8		23.1		0	23.4	
	QPSK	1	1		22.1		0	22.8		22.9		0	23.4	
		1	214		22.3		0	22.8		23.1		0	23.4	
		108	54		22.3		0	22.8		22.9		0	23.4	
35	π/2 BPSK	1	1		22.5		0	22.8		23.1		0	23.4	
		1	186		22.5		0	22.8		23.1		0	23.4	
30	π/2 BPSK	1	1		22.3		0	22.8		22.9		0	23.4	
		1	158		22.4		0	22.8		23.0		0	23.4	
25	π/2 BPSK	1	1		22.5		0	22.8		23.0		0	23.4	
		1	131		22.5		0	22.8		23.1		0	23.4	
20	π/2 BPSK	1	1		22.5		0	22.8	23.0	23.0	23.0	0	23.4	
		1	104		22.4	22.4	22.4	0	22.8	23.0	23.0	23.0	0	23.4
15	π/2 BPSK	1	1	22.3	22.3	22.3	0	22.8	23.1	23.1	23.1	0	23.4	
		1	77	22.5	22.5	22.5	0	22.8	23.1	23.1	23.1	0	23.4	
10	π/2 BPSK	1	1	22.2	22.2	22.2	0	22.8	22.8	22.8	22.8	0	23.4	
		1	50	22.2	22.2	22.2	0	22.8	22.8	22.8	22.8	0	23.4	
5	π/2 BPSK	1	1	22.4	22.4	22.4	0	22.8	23.0	23.0	23.0	0	23.4	
		1	23	22.3	22.3	22.3	0	22.8	22.9	22.9	22.9	0	23.4	

NR Band 70 Measured Results (ANT1)

BW (MHz)	Modulation	RB Allocation	RB offset	Mode A Power (dBm)					Mode B Power (dBm)				
				340500	340500	340500	MPR	Max Power	340500	340500	340500	MPR	Max Power
				1702.5 MHz	1702.5 MHz	1702.5 MHz			1702.5 MHz	1702.5 MHz	1702.5 MHz		
15	π/2 BPSK	1	1		25.0		0	25.7		19.3		0	20.5
		1	77		25.0		0	25.7		19.4		0	20.5
		36	22		25.0		0	25.7		19.4		0	20.5
	QPSK	1	1		24.0		0	25.7		19.2		0	20.5
		1	77		24.0		0	25.7		19.7		0	20.5
		36	22		23.9		0	25.7		19.2		0	20.5

BW (MHz)	Modulation	RB Allocation	RB offset	Mode A Power (dBm)					Mode B Power (dBm)				
				340000	340500	341000	MPR	Max Power	340000	340500	341000	MPR	Max Power
				1700 MHz	1702.5 MHz	1705 MHz			1700 MHz	1702.5 MHz	1705 MHz		
10	π/2 BPSK	1	1		24.8		0	25.7		19.2		0	20.5
		1	50		24.4		0	25.7		18.9		0	20.5

BW (MHz)	Modulation	RB Allocation	RB offset	Mode A Power (dBm)					Mode B Power (dBm)					
				339500	340500	341500	MPR	Max Power	339500	340500	341500	MPR	Max Power	
				1697.5 MHz	1702.5 MHz	1707.5 MHz			1697.5 MHz	1702.5 MHz	1707.5 MHz			
5	π/2 BPSK	1	1		25.6	25.0	25.6	0	25.7	19.7	19.7	19.7	0	20.5
		1	23		24.7	24.7	24.7	0	25.7	19.4	19.4	19.4	0	20.5

NR Band 70 Measured Results (ANT2)

BW (MHz)	Modulation	RB Allocation	RB offset	Mode A Power (dBm)					Mode B Power (dBm)				
				340500	340500	340500	MPR	Max Power	340500	340500	340500	MPR	Max Power
				1702.5 MHz	1702.5 MHz	1702.5 MHz			1702.5 MHz	1702.5 MHz	1702.5 MHz		
15	π/2 BPSK	1	1		18.0		0	19.4		17.5		0	18.3
		1	77		17.9		0	19.4		17.5		0	18.3
		36	22		18.0		0	19.4		17.5		0	18.3
	QPSK	1	1		18.0		0	19.4		17.6		0	18.3
		1	77		17.7		0	19.4		17.4		0	18.3
		36	22		17.8		0	19.4		17.4		0	18.3

BW (MHz)	Modulation	RB Allocation	RB offset	Mode A Power (dBm)					Mode B Power (dBm)				
				340000	340500	341000	MPR	Max Power	340000	340500	341000	MPR	Max Power
				1700 MHz	1702.5 MHz	1705 MHz			1700 MHz	1702.5 MHz	1705 MHz		
10	π/2 BPSK	1	1		17.7		0	19.4		17.8		0	18.3
		1	50		17.6		0	19.4		17.6		0	18.3

BW (MHz)	Modulation	RB Allocation	RB offset	Mode A Power (dBm)					Mode B Power (dBm)					
				339500	340500	341500	MPR	Max Power	339500	340500	341500	MPR	Max Power	
				1697.5 MHz	1702.5 MHz	1707.5 MHz			1697.5 MHz	1702.5 MHz	1707.5 MHz			
5	π/2 BPSK	1	1		17.8	17.8	17.8	0	19.4	17.7	17.7	17.7	0	18.3
		1	23		17.7	17.7	17.7	0	19.4	17.7	17.7	17.7	0	18.3

NR Band 70 Measured Results (ANT3)

BW (MHz)	Modulation	RB Allocation	RB offset	Mode A Power (dBm)					Mode B Power (dBm)				
				340500	340500	340500	MPR	Max Power	340500	340500	340500	MPR	Max Power
				1702.5 MHz	1702.5 MHz	1702.5 MHz			1702.5 MHz	1702.5 MHz	1702.5 MHz		
15	π/2 BPSK	1	1		22.8		0	22.9		21.6		0	22.3
		1	77		22.7		0	22.9		21.4		0	22.3
		36	22		22.5		0	22.9		21.5		0	22.3
	QPSK	1	1		22.1		0	22.9		21.5		0	22.3
		1	77		22.5		0	22.9		21.1		0	22.3
		36	22		22.5		0	22.9		21.3		0	22.3
BW (MHz)	Modulation	RB Allocation	RB offset	Mode A Power (dBm)					Mode B Power (dBm)				
				340000	340500	341000	MPR	Max Power	340000	340500	341000	MPR	Max Power
				1700 MHz	1702.5 MHz	1705 MHz			1700 MHz	1702.5 MHz	1705 MHz		
10	π/2 BPSK	1	1		21.6		0	22.9		21.3		0	22.3
		1	50		22.4		0	22.9		21.2		0	22.3
BW (MHz)	Modulation	RB Allocation	RB offset	Mode A Power (dBm)					Mode B Power (dBm)				
				339500	340500	341500	MPR	Max Power	339500	340500	341500	MPR	Max Power
				1697.5 MHz	1702.5 MHz	1707.5 MHz			1697.5 MHz	1702.5 MHz	1707.5 MHz		
5	π/2 BPSK	1	1		22.3		0	22.9		21.2		0	22.3
		1	23		21.7		0	22.9		21.1		0	22.3

NR Band 70 Measured Results (ANT4)

BW (MHz)	Modulation	RB Allocation	RB offset	Mode A Power (dBm)					Mode B Power (dBm)				
				340500	340500	340500	MPR	Max Power	340500	340500	340500	MPR	Max Power
				1702.5 MHz	1702.5 MHz	1702.5 MHz			1702.5 MHz	1702.5 MHz	1702.5 MHz		
15	π/2 BPSK	1	1		22.2		0	22.6		22.5		0	23
		1	77		22.1		0	22.6		22.5		0	23
		36	22		22.0		0	22.6		22.5		0	23
	QPSK	1	1		21.9		0	22.6		22.3		0	23
		1	77		21.8		0	22.6		22.8		0	23
		36	22		21.9		0	22.6		22.5		0	23
BW (MHz)	Modulation	RB Allocation	RB offset	Mode A Power (dBm)					Mode B Power (dBm)				
				340000	340500	341000	MPR	Max Power	340000	340500	341000	MPR	Max Power
				1700 MHz	1702.5 MHz	1705 MHz			1700 MHz	1702.5 MHz	1705 MHz		
10	π/2 BPSK	1	1		21.8		0	22.6		22.5		0	23
		1	50		21.7		0	22.6		21.9		0	23
BW (MHz)	Modulation	RB Allocation	RB offset	Mode A Power (dBm)					Mode B Power (dBm)				
				339500	340500	341500	MPR	Max Power	339500	340500	341500	MPR	Max Power
				1697.5 MHz	1702.5 MHz	1707.5 MHz			1697.5 MHz	1702.5 MHz	1707.5 MHz		
5	π/2 BPSK	1	1		21.4		0	22.6		22.6		0	23
		1	23		22.3		0	22.6		22.3		0	23

NR Band 71 Measured Results (ANT1)

BW (MHz)	Modulation	RB Allocation	RB offset	Mode A Power (dBm)					Mode B Power (dBm)				
				134600	136100	137600	MPR	Max Power	134600	136100	137600	MPR	Max Power
				673 MHz	680.5 MHz	688 MHz			673 MHz	680.5 MHz	688 MHz		
20	π/2 BPSK	1	1		24.3		0	25.7		24.9		0	25.7
		1	104		24.2		0	25.7		24.8		0	25.7
		50	28		24.6		0	25.7		24.9		0	25.7
	QPSK	1	1		24.4		0	25.7		24.7		0	25.7
		1	104		24.2		0	25.7		24.4		0	25.7
		50	28		24.2		0	25.7		24.5		0	25.7
BW (MHz)	Modulation	RB Allocation	RB offset	Mode A Power (dBm)					Mode B Power (dBm)				
				134100	136100	138100	MPR	Max Power	134100	136100	138100	MPR	Max Power
				670.5 MHz	680.5 MHz	690.5 MHz			670.5 MHz	680.5 MHz	690.5 MHz		
15	π/2 BPSK	1	1		24.3		0	25.7		24.7		0	25.7
		1	77		24.2		0	25.7		24.5		0	25.7
BW (MHz)	Modulation	RB Allocation	RB offset	Mode A Power (dBm)					Mode B Power (dBm)				
				133600	136100	138600	MPR	Max Power	133600	136100	138600	MPR	Max Power
				668 MHz	680.5 MHz	693 MHz			668 MHz	680.5 MHz	693 MHz		
10	π/2 BPSK	1	1	24.1	24.1	24.1	0	25.7	24.4	24.4	24.4	0	25.7
		1	50	24.0	24.0	24.1	0	25.7	24.3	24.3	24.3	0	25.7
BW (MHz)	Modulation	RB Allocation	RB offset	Mode A Power (dBm)					Mode B Power (dBm)				
				133100	136100	139100	MPR	Max Power	133100	136100	139100	MPR	Max Power
				665.5 MHz	680.5 MHz	695.5 MHz			665.5 MHz	680.5 MHz	695.5 MHz		
5	π/2 BPSK	1	1	24.1	24.0	24.0	0	25.7	24.3	24.3	24.3	0	25.7
		1	23	24.0	24.0	24.0	0	25.7	24.3	24.3	24.3	0	25.7

NR Band 71 Measured Results (ANT2)

BW (MHz)	Modulation	RB Allocation	RB offset	Mode A Power (dBm)					Mode B Power (dBm)				
				134600	136100	137600	MPR	Max Power	134600	136100	137600	MPR	Max Power
				673 MHz	680.5 MHz	688 MHz			673 MHz	680.5 MHz	688 MHz		
20	π/2 BPSK	1	1		24.2		0	25.2		24.2		0	25.2
		1	104		24.0		0	25.2		24.0		0	25.2
		50	28		24.3		0	25.2		24.3		0	25.2
	QPSK	1	1		24.2		0	25.2		24.2		0	25.2
		1	104		24.0		0	25.2		24.0		0	25.2
		50	28		24.2		0	25.2		24.2		0	25.2
BW (MHz)	Modulation	RB Allocation	RB offset	Mode A Power (dBm)					Mode B Power (dBm)				
				134100	136100	138100	MPR	Max Power	134100	136100	138100	MPR	Max Power
				670.5 MHz	680.5 MHz	690.5 MHz			670.5 MHz	680.5 MHz	690.5 MHz		
15	π/2 BPSK	1	1		24.1		0	25.2		24.1		0	25.2
		1	77		24.0		0	25.2		24.0		0	25.2
BW (MHz)	Modulation	RB Allocation	RB offset	Mode A Power (dBm)					Mode B Power (dBm)				
				133600	136100	138600	MPR	Max Power	133600	136100	138600	MPR	Max Power
				668 MHz	680.5 MHz	693 MHz			668 MHz	680.5 MHz	693 MHz		
10	π/2 BPSK	1	1	24.0	24.0	24.0	0	25.2	24.0	24.0	24.0	0	25.2
		1	50	24.0	24.0	24.0	0	25.2	24.0	24.0	24.0	0	25.2
BW (MHz)	Modulation	RB Allocation	RB offset	Mode A Power (dBm)					Mode B Power (dBm)				
				133100	136100	139100	MPR	Max Power	133100	136100	139100	MPR	Max Power
				665.5 MHz	680.5 MHz	695.5 MHz			665.5 MHz	680.5 MHz	695.5 MHz		
5	π/2 BPSK	1	1	24.0	24.0	24.0	0	25.2	24.0	24.0	24.0	0	25.2
		1	23	24.1	24.1	24.1	0	25.2	24.1	24.1	24.1	0	25.2

NR Band 77 (Block A) Measured Results (ANT7)

BW (MHz)	Modulation	RB Allocation	RB offset	Mode A Power (dBm)					Mode B Power (dBm)				
				633334	633334	633332	MPR	Max Power	633334	633334	633332	MPR	Max Power
				3500.01 MHz	3500.01 MHz	3499.98 MHz			3500.01 MHz	3500.01 MHz	3499.98 MHz		
100	π/2 BPSK	1	1		21.8		0	21.8		17.7		0	17.8
		1	271		21.8		0	21.8		17.8		0	17.8
		135	69		21.6		0	21.8		17.7		0	17.8
	QPSK	1	1		21.6		0	21.8		17.6		0	17.8
		1	271		21.5		0	21.8		17.7		0	17.8
		135	69		21.5		0	21.8		17.5		0	17.8
90	π/2 BPSK	1	1		21.4		0	21.8		17.7		0	17.8
		1	243		21.5		0	21.8		17.6		0	17.8
80	π/2 BPSK	1	1		21.5		0	21.8		17.6		0	17.8
		1	215		21.5		0	21.8		17.6		0	17.8
70	π/2 BPSK	1	1		21.5		0	21.8		17.7		0	17.8
		1	187		21.5		0	21.8		17.6		0	17.8
60	π/2 BPSK	1	1		21.6		0	21.8		17.7		0	17.8
		1	160		21.6		0	21.8		17.5		0	17.8
50	π/2 BPSK	1	1		21.6		0	21.8		17.8		0	17.8
		1	131		21.6		0	21.8		17.6		0	17.8
40	π/2 BPSK	1	1		21.8		0	21.8		17.8		0	17.8
		1	104		21.7		0	21.8		17.8		0	17.8
30	π/2 BPSK	1	1	21.8	21.8	21.8	0	21.8	17.8	17.8	17.8	0	17.8
		1	76	21.8	21.8	21.8	0	21.8	17.8	17.8	17.8	0	17.8
20	π/2 BPSK	1	1	21.8	21.7	21.7	0	21.8	17.8	17.8	17.7	0	17.8
		1	49	21.7	21.7	21.7	0	21.8	17.8	17.8	17.7	0	17.8
15	π/2 BPSK	1	1	21.7	21.7	21.7	0	21.8	17.7	17.7	17.7	0	17.8
		1	36	21.7	21.6	21.6	0	21.8	17.7	17.7	17.7	0	17.8
10	π/2 BPSK	1	1	21.5	21.6	21.6	0	21.8	17.7	17.7	17.7	0	17.8
		1	22	21.5	21.6	21.5	0	21.8	17.7	17.7	17.6	0	17.8

NR Band 77 (Block C) Measured Results (ANT7)

BW (MHz)	Modulation	RB Allocation	RB offset	Mode A Power (dBm)							Mode B Power (dBm)										
				650002 3750.03 MHz	652402 3786.03 MHz	654802 3822.03 MHz	657202 3858.03 MHz	659600 3894 MHz	661998 3929.97 MHz	MFR	Max Power	650002 3750.03 MHz	652402 3786.03 MHz	654802 3822.03 MHz	657202 3858.03 MHz	659600 3894 MHz	661998 3929.97 MHz	MFR	Max Power		
100	π/2 BPSK	1	1				21.5				0	21.8				17.7				0	17.8
							21.6				0	21.8				17.8				0	17.8
							21.4				0	21.8				17.8				0	17.8
	QPSK	1	1				21.0				0	21.8				17.5				0	17.8
							21.2				0	21.8				17.6				0	17.8
							21.0				0	21.8				17.4				0	17.8
90	π/2 BPSK	1	1				21.1				0	21.8				17.4				0	17.8
							21.2				0	21.8				17.6				0	17.8
80	π/2 BPSK	1	1				21.1				0	21.8				17.5				0	17.8
							21.1				0	21.8				17.5				0	17.8
70	π/2 BPSK	1	1				21.0				0	21.8				17.5				0	17.8
							21.1				0	21.8				17.5				0	17.8
60	π/2 BPSK	1	1				21.1				0	21.8				17.4				0	17.8
							21.1				0	21.8				17.4				0	17.8
50	π/2 BPSK	1	1				21.1				0	21.8				17.5				0	17.8
							21.1				0	21.8				17.4				0	17.8
40	π/2 BPSK	1	1				21.7				0	21.8				17.8				0	17.8
							21.4				0	21.8				17.7				0	17.8
							21.3				0	21.8				17.7				0	17.8
30	π/2 BPSK	1	1				21.5				0	21.8				17.7				0	17.8
							21.2				0	21.8				17.5				0	17.8
							21.3				0	21.8				17.6				0	17.8
20	π/2 BPSK	1	1				21.2				0	21.8				17.5				0	17.8
							21.1				0	21.8				17.5				0	17.8
							21.2				0	21.8				17.6				0	17.8
15	π/2 BPSK	1	1				21.2				0	21.8				17.6				0	17.8
							21.2				0	21.8				17.5				0	17.8
							21.1				0	21.8				17.5				0	17.8
10	π/2 BPSK	1	1				21.0				0	21.8				17.4				0	17.8
							20.9				0	21.8				17.4				0	17.8
							20.9				0	21.8				17.4				0	17.8

NR Band 77 (Block A) Measured Results (ANT8)

BW (MHz)	Modulation	RB Allocation	RB offset	Mode A Power (dBm)					Mode B Power (dBm)				
				633334	633334	633332	MPR	Max Power	633334	633334	633332	MPR	Max Power
				3500.01 MHz	3500.01 MHz	3499.98 MHz			3500.01 MHz	3500.01 MHz	3499.98 MHz		
100	π/2 BPSK	1	1		19.7		0	20		18.8		0	19.2
		1	271		19.7		0	20		18.9		0	19.2
		135	69		19.6		0	20		18.8		0	19.2
	QPSK	1	1		20.0		0	20		19.2		0	19.2
		1	271		20.0		0	20		19.2		0	19.2
		135	69		20.0		0	20		19.1		0	19.2
90	π/2 BPSK	1	1		20.0		0	20		19.2		0	19.2
		1	243		20.0		0	20		19.2		0	19.2
		80	π/2 BPSK	1	1		20.0		0	20		19.2	
1	215				19.9		0	20		19.2		0	19.2
70	π/2 BPSK			1	1		20.0		0	20		19.2	
		1	187		19.9		0	20		19.2		0	19.2
		60	π/2 BPSK	1	1		20.0		0	20		19.2	
1	160				19.9		0	20		19.1		0	19.2
50	π/2 BPSK			1	1		20.0		0	20		19.2	
		1	131		19.9		0	20		19.1		0	19.2
		40	π/2 BPSK	1	1		20.0		0	20		19.2	
1	104				20.0		0	20		19.2		0	19.2
30	π/2 BPSK			1	1	20.0	20.0	20.0	0	20	19.2	19.2	19.2
		1	76	20.0	20.0	20.0	0	20	19.2	19.2	19.2	0	19.2
		20	π/2 BPSK	1	1	20.0	20.0	20.0	0	20	19.1	19.1	19.1
1	49			19.9	19.9	19.9	0	20	19.2	19.2	19.2	0	19.2
15	π/2 BPSK			1	1	20.0	20.0	20.0	0	20	19.2	19.2	19.2
		1	36	19.9	19.9	19.9	0	20	19.2	19.2	19.2	0	19.2
		10	π/2 BPSK	1	1	19.9	19.9	19.9	0	20	19.1	19.1	19.1
1	22			20.0	20.0	20.0	0	20	19.2	19.2	19.2	0	19.2

NR Band 77 (Block C) Measured Results (ANT8)

BW (MHz)	Modulation	RB Allocation	RB offset	Mode A Power (dBm)						MFR	Max Power	Mode B Power (dBm)						MFR	Max Power
				650002 3750.03 MHz	652402 3786.03 MHz	654802 3822.03 MHz	657202 3858.03 MHz	659600 3894 MHz	661998 3929.97 MHz			650002 3750.03 MHz	652402 3786.03 MHz	654802 3822.03 MHz	657202 3858.03 MHz	659600 3894 MHz	661998 3929.97 MHz		
100	π/2 BPSK	1	1				19.5			0	20				19.2			0	19.2
							19.8			0	20				18.9			0	19.2
							19.4			0	20				18.6			0	19.2
	QPSK	1	271				19.7			0	20				18.9			0	19.2
							19.8			0	20				18.9			0	19.2
							19.5			0	20				18.7			0	19.2
90	π/2 BPSK	1	1				19.7			0	20				18.9			0	19.2
							19.7			0	20				18.9			0	19.2
				80	π/2 BPSK	1	1				19.7			0	20				18.9
			19.6							0	20				18.8			0	19.2
70	π/2 BPSK	1	1								19.7			0	20				18.9
							19.5			0	20				18.8			0	19.2
				60	π/2 BPSK	1	1				19.7			0	20				18.9
			19.7							0	20				18.8			0	19.2
50	π/2 BPSK	1	1								19.7			0	20				18.9
							19.7			0	20				19.0			0	19.2
				40	π/2 BPSK	1	1				19.9			0	20				19.2
			19.9							0	20				19.2			0	19.2
			19.8							0	20				19.1			0	19.2
30	π/2 BPSK	1	1				19.8			0	20				19.0			0	19.2
							19.8			0	20				19.0			0	19.2
							19.7			0	20				19.0			0	19.2
20	π/2 BPSK	1	1				19.9			0	20				19.0			0	19.2
							19.9			0	20				19.0			0	19.2
							19.9			0	20				19.0			0	19.2
15	π/2 BPSK	1	1				19.9			0	20				19.0			0	19.2
							19.9			0	20				19.0			0	19.2
							19.9			0	20				19.0			0	19.2
10	π/2 BPSK	1	1				19.6			0	20				18.9			0	19.2
							19.7			0	20				18.9			0	19.2

NR Band 77 (Block A) Measured Results (ANT9)

BW (MHz)	Modulation	RB Allocation	RB offset	Mode A Power (dBm)					Mode B Power (dBm)					
				633334	633334	633332	MPR	Max Power	633334	633334	633332	MPR	Max Power	
				3500.01 MHz	3500.01 MHz	3499.98 MHz			3500.01 MHz	3500.01 MHz	3499.98 MHz			
100	π/2 BPSK	1	1		19.2		0	20.2		17.3		0	17.4	
		1	271		19.2		0	20.2		17.3		0	17.4	
		135	69		18.9		0	20.2		17.1		0	17.4	
	QPSK	1	1		18.9		0	20.2		17.2		0	17.4	
		1	271		18.9		0	20.2		17.1		0	17.4	
		135	69		18.8		0	20.2		17.0		0	17.4	
90	π/2 BPSK	1	1		18.9		0	20.2		17.2		0	17.4	
		1	243		18.9		0	20.2		17.1		0	17.4	
80	π/2 BPSK	1	1		19.0		0	20.2		17.1		0	17.4	
		1	215		18.8		0	20.2		17.1		0	17.4	
70	π/2 BPSK	1	1		19.0		0	20.2		17.2		0	17.4	
		1	187		18.9		0	20.2		16.9		0	17.4	
60	π/2 BPSK	1	1		19.0		0	20.2		17.2		0	17.4	
		1	160		18.9		0	20.2		17.0		0	17.4	
50	π/2 BPSK	1	1		19.1		0	20.2		17.1		0	17.4	
		1	131		18.9		0	20.2		16.8		0	17.4	
40	π/2 BPSK	1	1		19.2		0	20.2		17.4		0	17.4	
		1	104		19.2		0	20.2		17.4		0	17.4	
30	π/2 BPSK	1	1		19.2	19.2	19.2	0	20.2	17.4	17.4	17.3	0	17.4
		1	76		19.3	19.1	19.1	0	20.2	17.4	17.3	17.2	0	17.4
20	π/2 BPSK	1	1		19.1	19.0	18.9	0	20.2	17.4	17.2	17.1	0	17.4
		1	49		19.1	19.1	18.9	0	20.2	17.3	17.2	17.2	0	17.4
15	π/2 BPSK	1	1		19.1	19.0	18.9	0	20.2	17.3	17.2	17.2	0	17.4
		1	36		19.1	19.0	18.9	0	20.2	17.4	17.2	17.2	0	17.4
10	π/2 BPSK	1	1		18.9	18.9	18.8	0	20.2	17.2	17.1	17.0	0	17.4
		1	22		19.0	18.9	18.9	0	20.2	17.2	17.1	17.1	0	17.4

NR Band 77 (Block C) Measured Results (ANT9)

BW (MHz)	Modulation	RB Allocation	RB offset	Mode A Power (dBm)						MFR	Max Power	Mode B Power (dBm)						MFR	Max Power	
				650002 3750.03 MHz	652402 3786.03 MHz	654802 3822.03 MHz	657202 3858.03 MHz	659600 3894 MHz	661998 3929.97 MHz			650002 3750.03 MHz	652402 3786.03 MHz	654802 3822.03 MHz	657202 3858.03 MHz	659600 3894 MHz	661998 3929.97 MHz			
100	π/2 BPSK	1	1				20.1			0	20.2				17.0			0	17.4	
			1	271				20.2			0	20.2				17.1			0	17.4
			135	69				19.9			0	20.2				16.8			0	17.4
	QPSK	1	1				20.1			0	20.2				16.8			0	17.4	
			1	271				20.1			0	20.2				17.0			0	17.4
			135	69				19.9			0	20.2				16.7			0	17.4
90	π/2 BPSK	1	1				20.1			0	20.2				16.9			0	17.4	
			1	243				20.1			0	20.2				16.9			0	17.4
			80	π/2 BPSK	1	1				20.1			0	20.2				17.0		
1	215							20.1			0	20.2				17.1			0	17.4
70	π/2 BPSK	1				1				20.2			0	20.2				17.0		
			1	187				20.0			0	20.2				16.9			0	17.4
			60	π/2 BPSK	1	1				20.1			0	20.2				17.1		
1	160							20.1			0	20.2				17.2			0	17.4
50	π/2 BPSK	1				1				20.1			0	20.2				17.0		
			1	131				20.1			0	20.2				17.0			0	17.4
			40	π/2 BPSK	1	1				20.2			0	20.2				17.2		
1	104							20.0			0	20.2				17.1			0	17.4
30	π/2 BPSK	1				1				20.1			0	20.2				17.2		
			1	76				20.1			0	20.2				17.1			0	17.4
			20	π/2 BPSK	1	1				20.0			0	20.2				17.1		
1	49							20.1			0	20.2				17.2			0	17.4
15	π/2 BPSK	1				1				20.1			0	20.2				17.2		
			1	36				20.0			0	20.2				17.2			0	17.4
			10	π/2 BPSK	1	1				19.9			0	20.2				17.0		
1	22							19.8			0	20.2				17.0			0	17.4

NR Band 77 (Block A) Measured Results (ANT4)

BW (MHz)	Modulation	RB Allocation	RB offset	Mode A Power (dBm)					Mode B Power (dBm)				
				633334	633334	633332	MPR	Max Power	633334	633334	633332	MPR	Max Power
				3500.01 MHz	3500.01 MHz	3499.98 MHz			3500.01 MHz	3500.01 MHz	3499.98 MHz		
100	π/2 BPSK	1	1		21.3		0	21.5		18.8		0	19.1
		1	271		21.0		0	21.5		18.9		0	19.1
		135	69		20.9		0	21.5		18.5		0	19.1
	QPSK	1	1		21.2		0	21.5		18.6		0	19.1
		1	271		20.9		0	21.5		18.4		0	19.1
		135	69		20.9		0	21.5		18.4		0	19.1
90	π/2 BPSK	1	1		21.4		0	21.5		18.8		0	19.1
		1	243		21.3		0	21.5		18.6		0	19.1
80	π/2 BPSK	1	1		21.4		0	21.5		18.8		0	19.1
		1	215		21.3		0	21.5		18.7		0	19.1
70	π/2 BPSK	1	1		21.4		0	21.5		18.8		0	19.1
		1	187		21.3		0	21.5		18.7		0	19.1
60	π/2 BPSK	1	1		21.5		0	21.5		18.7		0	19.1
		1	160		21.4		0	21.5		18.6		0	19.1
50	π/2 BPSK	1	1		21.3		0	21.5		18.4		0	19.1
		1	131		21.2		0	21.5		18.6		0	19.1
40	π/2 BPSK	1	1		21.4		0	21.5		19.0		0	19.1
		1	104		21.4		0	21.5		18.9		0	19.1
30	π/2 BPSK	1	1	21.4	21.4	21.4	0	21.5	18.9	18.9	18.9	0	19.1
		1	76	21.3	21.3	21.3	0	21.5	18.9	18.9	18.9	0	19.1
20	π/2 BPSK	1	1	21.4	21.4	21.4	0	21.5	18.8	18.9	18.9	0	19.1
		1	49	21.4	21.4	21.4	0	21.5	18.9	18.8	18.7	0	19.1
15	π/2 BPSK	1	1	21.3	21.3	21.3	0	21.5	18.8	18.9	19.1	0	19.1
		1	36	21.3	21.3	21.3	0	21.5	18.9	18.9	18.9	0	19.1
10	π/2 BPSK	1	1	21.1	21.1	21.1	0	21.5	18.6	18.6	18.7	0	19.1
		1	22	21.1	21.1	21.1	0	21.5	18.5	18.7	18.6	0	19.1

NR Band 77 (Block C) Measured Results (ANT4)

BW (MHz)	Modulation	RB Allocation	RB offset	Mode A Power (dBm)						MFR	Max Power	Mode B Power (dBm)						MFR	Max Power
				650002 3750.03 MHz	652402 3786.03 MHz	654802 3822.03 MHz	657202 3858.03 MHz	659600 3894 MHz	661998 3929.97 MHz			650002 3750.03 MHz	652402 3786.03 MHz	654802 3822.03 MHz	657202 3858.03 MHz	659600 3894 MHz	661998 3929.97 MHz		
100	π/2 BPSK	1	1				21.2			0	21.5				18.8			0	19.1
							21.3			0	21.5				18.9			0	19.1
							21.1			0	21.5				18.7			0	19.1
	QPSK	1	1				21.2			0	21.5				18.7			0	19.1
							21.2			0	21.5				18.7			0	19.1
							21.1			0	21.5				18.5			0	19.1
90	π/2 BPSK	1	1				21.3			0	21.5				18.7			0	19.1
							21.2			0	21.5				18.5			0	19.1
				80	π/2 BPSK	1	1				21.3			0	21.5				18.7
			21.1							0	21.5				18.7			0	19.1
70	π/2 BPSK	1	1								21.3			0	21.5				18.6
							21.3			0	21.5				18.7			0	19.1
				60	π/2 BPSK	1	1				21.3			0	21.5				18.8
			21.2							0	21.5				18.9			0	19.1
50	π/2 BPSK	1	1								21.3			0	21.5				18.9
							21.3			0	21.5				19.0			0	19.1
				40	π/2 BPSK	1	1				21.5			0	21.5				19.1
			21.5							0	21.5				19.1			0	19.1
			21.5							0	21.5				18.9			0	19.1
30	π/2 BPSK	1	1				21.4			0	21.5				18.9			0	19.1
							21.4			0	21.5				19.0			0	19.1
							21.4			0	21.5				19.0			0	19.1
20	π/2 BPSK	1	1				21.4			0	21.5				19.1			0	19.1
							21.4			0	21.5				19.1			0	19.1
							21.4			0	21.5				19.1			0	19.1
15	π/2 BPSK	1	1				21.4			0	21.5				19.0			0	19.1
							21.4			0	21.5				19.0			0	19.1
							21.4			0	21.5				18.8			0	19.1
10	π/2 BPSK	1	1				21.3			0	21.5				18.9			0	19.1
							21.2			0	21.5				18.8			0	19.1
							21.2			0	21.5				18.8			0	19.1

9.7. Wi-Fi 2.4GHz (DTS Band)

When the same transmission mode configurations have the same maximum output power on the same channel for the 802.11 b/g/n/ac/ax/be modes, the channel in the lower order/sequence 802.11 mode (i.e. g, n, ac, ax, then be) is selected. Therefore, the SAR measurements performed for the 802.11b as the lowest order modulation, cover 802.11n/ac/ax/be modes.

When multiple channel bandwidth configurations in a frequency band have the same specified maximum output power, the initial test configuration is determined by applying the following steps sequentially.

- 1) The largest channel bandwidth configuration is selected among the multiple configurations in a frequency band with the same specified maximum output power.
- 2) If multiple configurations have the same specified maximum output power and largest channel bandwidth, the lowest order modulation among the largest channel bandwidth configurations is selected.
- 3) If multiple configurations have the same specified maximum output power, largest channel bandwidth and lowest order modulation, the lowest data rate configuration among these configurations is selected.
- 4) When multiple transmission modes (802.11g/n/ac/ax/be) have the same specified maximum output power, largest channel bandwidth, lowest order modulation and lowest data rate, the lowest order 802.11 mode is selected.

Inspection of the SAR plots has shown that there is no overlap of hotspots and the center of antennas is over 100 mm apart. Using the guidance in KDB 248227 section 6.1, no evaluation of MIMO is required and SAR compliance for simultaneous transmission is determined separately for each individual antenna.

Maximum Output Power for Wi-Fi 2.4 GHz

The table below is the Maximum output power for this device. The highlighted values indicate what the overall worst case transmission mode will be required for SAR testing per channel. In the Wi-Fi 2.4 GHz (Power State) table, the highlighted worst case Low/Mid/High channels are selected for Mode A and Mode B.

Channel	Frequency (MHz)	Maximum Output Power (dBm)																																
		SISO														MIMO																		
		b (SISO)	g (SISO) Low Rate	g (SISO) Mid Rate	g (SISO) High Rate	11n HT20 (SISO) Low Rate	11n HT20 (SISO) Mid Rate	11n HT20 (SISO) High Rate	11ax/11be HE20 (SISO) Low Rate	11ax/11be HE20 (SISO) Mid Rate	11ax/11be HE20 (SISO) High Rate	11ax/11be HE20 RL042 (SISO)	11ax/11be HE20 RL106 (SISO)	11ax/11be HE20 RL52 (SISO)	11ax/11be HE20 RL26 (SISO)	11be HE20 MRLU06_26 (SISO)	11be HE20 MRLU52_26 (SISO)	11n HT20 (2Tx, nonTXBF) Low Rate	11n HT20 (2Tx, nonTXBF) Mid Rate	11n HT20 (2Tx, nonTXBF) High Rate	11ax/11be HE20 (2Tx, nonTXBF) Low Rate	11ax/11be HE20 (2Tx, nonTXBF) Mid Rate	11ax/11be HE20 (2Tx, nonTXBF) High Rate	11ax/11be HE20 RL042 (2Tx, nonTXBF)	11ax/11be HE20 RL106 (2Tx, nonTXBF)	11ax/11be HE20 RL52 (2Tx, nonTXBF)	11ax/11be HE20 RL26 (2Tx, nonTXBF)	11be HE20 MRLU06_26 (2Tx, nonTXBF)	11be HE20 MRLU52_26 (2Tx, nonTXBF)					
1	2412	20.50	18.00	17.75	17.50	18.00	17.75	17.50	17.00	16.50	16.00	16.00	16.00	15.50	12.50	16.00	16.00	17.50	17.00	16.50	16.00	15.50	15.00	15.00	15.00	15.00	15.00	15.00	15.00	15.00	15.00	15.00		
2	2417	21.50	19.50	19.50	19.50	19.50	19.50	18.00	18.00	18.00	18.00	18.00	18.00	15.50	12.50	18.00	17.25	18.50	18.50	18.50	17.00	17.00	17.00	17.00	17.00	17.00	17.00	17.00	17.00	17.00	17.00	17.00		
3	2422	21.50	21.50	21.50	21.50	21.50	21.50	21.50	21.50	21.50	21.50	21.50	21.50	18.50	15.50	12.50	19.50	17.25	20.00	20.00	20.00	19.00	19.00	19.00	19.00	19.00	19.00	19.00	18.50	15.50	12.50	19.00	17.25	
4	2427	22.00	22.00	22.00	22.00	22.00	22.00	22.00	22.00	22.00	22.00	22.00	22.00	18.50	15.50	12.50	19.50	17.25	22.00	22.00	22.00	22.00	22.00	22.00	22.00	22.00	22.00	22.00	18.50	15.50	12.50	19.50	17.25	
5	2432	22.00	22.00	22.00	22.00	22.00	22.00	22.00	22.00	22.00	22.00	22.00	22.00	18.50	15.50	12.50	19.50	17.25	22.00	22.00	22.00	22.00	22.00	22.00	22.00	22.00	22.00	22.00	18.50	15.50	12.50	19.50	17.25	
6	2437	22.00	22.00	22.00	22.00	22.00	22.00	22.00	22.00	22.00	22.00	22.00	22.00	18.50	15.50	12.50	19.50	17.25	22.00	22.00	22.00	22.00	22.00	22.00	22.00	22.00	22.00	22.00	18.50	15.50	12.50	19.50	17.25	
7	2442	22.00	22.00	22.00	22.00	22.00	22.00	22.00	22.00	22.00	22.00	22.00	22.00	18.50	15.50	12.50	19.50	17.25	22.00	22.00	22.00	22.00	22.00	22.00	22.00	22.00	22.00	22.00	18.50	15.50	12.50	19.50	17.25	
8	2447	22.00	22.00	22.00	22.00	22.00	22.00	22.00	22.00	22.00	22.00	22.00	22.00	18.50	15.50	12.50	19.50	17.25	22.00	22.00	22.00	22.00	22.00	22.00	22.00	22.00	22.00	22.00	18.50	15.50	12.50	19.50	17.25	
9	2452	21.50	21.00	21.00	21.00	21.00	21.00	21.00	21.50	21.50	21.50	21.50	21.50	18.50	15.50	12.50	19.50	17.25	19.50	19.50	19.50	18.50	18.50	18.50	18.50	18.50	18.50	18.50	18.50	18.50	18.50	18.50	18.50	18.50
10	2457	21.50	19.50	19.50	19.50	19.50	19.50	18.00	18.00	18.00	18.00	18.00	18.00	15.50	12.50	18.00	17.25	18.50	18.50	18.50	17.00	17.00	17.00	17.00	17.00	17.00	17.00	17.00	17.00	17.00	17.00	17.00	17.00	
11	2462	21.50	18.50	18.00	17.50	18.50	18.00	17.50	17.00	16.50	16.00	16.00	16.00	15.50	12.50	16.00	16.00	17.50	17.00	16.50	16.50	15.50	15.00	15.00	15.00	15.00	15.00	15.00	15.00	15.00	15.00	15.00	15.00	
12	2467	20.50	16.00	15.75	15.50	16.00	15.75	15.50	15.00	14.50	14.00	14.00	14.00	14.00	12.50	14.00	14.00	15.00	14.50	14.00	14.00	13.50	13.00	13.00	13.00	13.00	13.00	13.00	13.00	13.00	13.00	13.00	13.00	
13	2472	18.00	14.50	14.25	14.00	14.50	14.25	14.00	10.00	9.75	9.50	6.00	3.00	0.00	0.00	3.50	1.75	14.25	14.00	13.75	9.00	8.75	8.50	5.00	2.50	0.00	0.00	3.00	1.25					

Wi-Fi 2.4 GHz(Power States)

For 2.4 GHz band, there are use 6 difference power states:

- Power state 1: 802.15.4ab-NB_{OFF} | P_{mid} | CELL_{OFF}
- Power state 2: 802.15.4ab-NB_{ON} | P_{mid} | CELL_{OFF}
- Power state 3: 802.15.4ab-NB_{OFF} | P_{high} | CELL_{OFF}
- Power state 4: 802.15.4ab-NB_{OFF} | P_{low} | CELL_{ON}
- Power state 5: 802.15.4ab-NB_{ON} | P_{high} | CELL_{OFF}
- Power state 6: 802.15.4ab-NB_{ON} | P_{low} | CELL_{ON}

Antenna	Mode	Channel	Frequency (MHz)	Maximum Output Power (dBm)											
				Power States 1		Power States 2		Power States 3		Power States 4		Power States 5		Power States 6	
				Mode A	Mode B	Mode A	Mode B	Mode A	Mode B	Mode A	Mode B	Mode A	Mode B	Mode A	Mode B
ANT3	802.11b DSSS (SISO)	1	2412	20.50	20.50	20.50	20.50	20.50	20.50	18.75	17.50	20.50	20.50	17.75	16.50
		2	2417	21.50	21.50	21.50	21.50	21.50	21.50	18.75	17.50	21.50	21.25	17.75	16.50
		3	2422	21.50	21.50	21.50	21.50	21.50	21.50	18.75	17.50	21.50	21.25	17.75	16.50
		4	2427	21.50	21.50	21.50	21.50	21.50	21.50	18.75	17.50	21.50	21.25	17.75	16.50
		5	2432	21.50	21.50	21.50	21.50	21.50	21.50	18.75	17.50	21.50	21.25	17.75	16.50
		6	2437	21.50	21.50	21.50	21.50	21.50	21.50	18.75	17.50	21.50	21.25	17.75	16.50
		7	2442	21.50	21.50	21.50	21.50	21.50	21.50	18.75	17.50	21.50	21.25	17.75	16.50
		8	2447	21.50	21.50	21.50	21.50	21.50	21.50	18.75	17.50	21.50	21.25	17.75	16.50
		9	2452	21.50	21.50	21.50	21.50	21.50	21.50	18.75	17.50	21.50	21.25	17.75	16.50
		10	2457	21.50	21.50	21.50	21.50	21.50	21.50	18.75	17.50	21.50	21.25	17.75	16.50
		11	2462	21.50	21.50	21.50	21.50	21.50	21.50	18.75	17.50	21.50	21.25	17.75	16.50
		12	2467	20.50	20.50	20.50	20.50	20.50	20.50	18.75	17.50	20.50	20.50	17.75	16.50
		13	2472	18.00	18.00	18.00	18.00	18.00	18.00	18.00	17.50	18.00	18.00	17.75	16.50
ANT4	802.11b DSSS (SISO)	1	2412	20.50	20.50	20.50	20.50	20.50	20.50	18.00	17.00	20.50	20.50	17.00	16.00
		2	2417	21.50	21.00	21.50	21.00	21.50	21.00	18.00	17.00	21.50	20.50	17.00	16.00
		3	2422	21.50	21.00	21.50	21.00	21.50	21.00	18.00	17.00	21.50	20.50	17.00	16.00
		4	2427	21.50	21.00	21.50	21.00	21.50	21.00	18.00	17.00	21.50	20.50	17.00	16.00
		5	2432	21.50	21.00	21.50	21.00	21.50	21.00	18.00	17.00	21.50	20.50	17.00	16.00
		6	2437	21.50	21.00	21.50	21.00	21.50	21.00	18.00	17.00	21.50	20.50	17.00	16.00
		7	2442	21.50	21.00	21.50	21.00	21.50	21.00	18.00	17.00	21.50	20.50	17.00	16.00
		8	2447	21.50	21.00	21.50	21.00	21.50	21.00	18.00	17.00	21.50	20.50	17.00	16.00
		9	2452	21.50	21.00	21.50	21.00	21.50	21.00	18.00	17.00	21.50	20.50	17.00	16.00
		10	2457	21.50	21.00	21.50	21.00	21.50	21.00	18.00	17.00	21.50	20.50	17.00	16.00
		11	2462	21.50	21.00	21.50	21.00	21.50	21.00	18.00	17.00	21.50	20.50	17.00	16.00
		12	2467	20.50	20.50	20.50	20.50	20.50	20.50	18.00	17.00	20.50	20.50	17.00	16.00
		13	2472	18.00	18.00	18.00	18.00	18.00	18.00	18.00	17.00	18.00	18.00	17.00	16.00

Note(s):

Power State 2 and 3 maximum output power same as Power State 1

Wi-Fi 2.4GHz Measured Results

The maximum output power specified for production units are determined for all applicable 802.11 transmission modes in each standalone and aggregated frequency band. Maximum output power is measured for the highest maximum output power configuration(s) in each frequency band according to the default power measurement procedures.

SAR Test reduction was applied from KDB 248227 guidance, Sec. 2.1, b), 1) when the same maximum output power is specified for multiple transmission modes in a frequency band, the largest channel bandwidth, lowest order modulation, lowest data rate and lowest order 802.11g/n/ac/ax mode is used for SAR measurement, on the highest measured output power channel in the initial test configuration, for each frequency band. Additional output power measurements were not deemed necessary.

SAR testing is not required for OFDM mode(s) when the highest reported SAR for DSSS is adjusted by the ratio of OFDM to DSSS specified maximum output power and the adjusted SAR is ≤ 1.2 W/kg.

Power Mode	Antenna	Mode	Power Mode A				Power Mode B			
			Ch #	Freq. (MHz)	Meas Pwr (dBm)	Max Output Pwr (dBm)	Ch #	Freq. (MHz)	Meas Pwr (dBm)	Max Output Pwr (dBm)
Power States 1 & Power States 2 & Power States 3	ANT3	DSSS 802.11b	2	2417	20.20	21.50	2	2417	20.20	21.50
			6	2437	19.90	21.50	6	2437	19.90	21.50
			11	2462	20.30	21.50	11	2462	20.30	21.50
	ANT4	DSSS 802.11b	2	2417	20.20	21.50	2	2417	19.70	21.00
			6	2437	20.20	21.50	6	2437	19.60	21.00
			11	2462	20.00	21.50	11	2462	19.50	21.00
Power States 4	ANT3	DSSS 802.11b	1	2412	17.20	18.75	1	2412	16.50	17.50
			6	2437	17.10	18.75	6	2437	16.50	17.50
			11	2462	17.50	18.75	11	2462	16.30	17.50
	ANT4	DSSS 802.11b	1	2412	17.00	18.00	1	2412	16.00	17.00
			6	2437	17.00	18.00	6	2437	16.00	17.00
			11	2462	17.00	18.00	11	2462	16.00	17.00
Power States 5	ANT3	DSSS 802.11b	2	2417	20.20	21.50	2	2417	20.20	21.25
			6	2437	19.90	21.50	6	2437	19.90	21.25
			11	2462	20.30	21.50	11	2462	20.30	21.25
	ANT4	DSSS 802.11b	2	2417	20.20	21.50	1	2412	19.70	20.50
			6	2437	20.20	21.50	6	2437	19.60	20.50
			11	2462	20.00	21.50	11	2462	19.50	20.50
Power States 6	ANT3	DSSS 802.11b	1	2412	17.20	17.75	1	2412	16.50	16.50
			6	2437	17.10	17.75	6	2437	16.50	16.50
			11	2462	17.50	17.75	11	2462	16.30	16.50
	ANT4	DSSS 802.11b	1	2412	17.00	17.00	1	2412	16.00	16.00
			6	2437	17.00	17.00	6	2437	16.00	16.00
			11	2462	17.00	17.00	11	2462	16.00	16.00

Note(s):

SAR is not required for channel 12 and 13 because the maximum output power and the measured output power for these two channels are not greater than those for the default test channels. Refer to KDB 248227 D01 section 3.1.

9.8. Wi-Fi 5GHz (U-NII 1-3 Bands)

When multiple channel bandwidth configurations in a frequency band have the same specified maximum output power, the initial test configuration is determined by applying the following steps sequentially.

- 1) The largest channel bandwidth configuration is selected among the multiple configurations in a frequency band with the same specified maximum output power.
- 2) If multiple configurations have the same specified maximum output power and largest channel bandwidth, the lowest order modulation among the largest channel bandwidth configurations is selected.
- 3) If multiple configurations have the same specified maximum output power, largest channel bandwidth and lowest order modulation, the lowest data rate configuration among these configurations is selected.
- 4) When multiple transmission modes (802.11a/n/ac/ax/be) have the same specified maximum output power, largest channel bandwidth, lowest order modulation and lowest data rate, the lowest order 802.11 mode is selected.

Inspection of the SAR plots has shown that there is no overlap of hotspots and the center of antennas is over 100 mm apart. Using the guidance in KDB 248227 section 6.1, no evaluation of MIMO is required and SAR compliance for simultaneous transmission is determined separately for each individual antenna.

When the specified maximum output power is the same for both UNII 1 and UNII 2A, begin SAR measurements in UNII 2A with the channel with the highest measured output power. If the reported SAR for UNII 2A is ≤ 1.2 W/kg, SAR is not required for UNII 1; otherwise treat the remaining bands separately and test them independently for SAR.

Maximum Output Power for Wi-Fi 5 GHz

The table below is the maximum output power for this device. The highlighted values indicate what the overall worst case transmission mode will be required for SAR testing per channel. In the Wi-Fi 5 GHz (Power State) table, the highlighted worst case Low/Mid/High channels are selected for Mode A and Mode B.

Bandwidth	Band	Channel	Frequency (MHz)	Maximum Output Power (dBm)															
				ANT5 / ANT6															
				SISO															
				a (SISO) Low Rate	a (SISO) Mid Rate	a (SISO) High Rate	11n/11ac HT20 (SISO) Low Rate	11n/11ac HT20 (SISO) Mid Rate	11n/11ac HT20 (SISO) High Rate	11ax/11be HE20 (SISO) Low Rate	11ax/11be HE20 (SISO) Mid Rate	11ax/11be HE20 (SISO) High Rate	11ax/11be HE20 RU242 (SISO)	11ax/11be HE20 RU106 (SISO)	11ax/11be HE20 RU52 (SISO)	11ax/11be HE20 RU26 (SISO)	11be HE20 MRU106_26 (SISO)	11be HE20 MRU52_26 (SISO)	
20 MHz	U-NII-1	36	5180	19.00	18.75	18.50	19.00	18.75	18.50	18.50	18.25	18.00	18.00	17.25	14.25	11.25	18.00	16.00	
		40	5200	20.00	20.00	20.00	20.00	20.00	20.00	20.00	20.00	20.00	20.00	20.00	17.25	14.25	11.25	18.25	16.00
		44	5220	20.00	20.00	20.00	20.00	20.00	20.00	20.00	20.00	20.00	20.00	20.00	17.25	14.25	11.25	18.25	16.00
		48	5240	20.00	20.00	20.00	20.00	20.00	20.00	20.00	20.00	20.00	20.00	20.00	17.25	14.25	11.25	18.25	16.00
	U-NII-2A	52	5260	20.00	20.00	20.00	20.00	20.00	20.00	20.00	20.00	20.00	20.00	20.00	17.25	14.25	Disabled	Disabled	Disabled
		56	5280	20.00	20.00	20.00	20.00	20.00	20.00	20.00	20.00	20.00	20.00	20.00	17.25	14.25	Disabled	Disabled	Disabled
		60	5300	20.00	20.00	20.00	20.00	20.00	20.00	20.00	20.00	20.00	20.00	20.00	17.25	14.25	Disabled	Disabled	Disabled
		64	5320	19.00	18.75	18.50	19.00	18.75	18.50	18.50	18.25	18.00	18.00	17.25	14.25	Disabled	Disabled	Disabled	
		100	5500	18.75	18.50	18.25	18.75	18.50	18.25	18.50	18.25	18.00	18.00	17.25	14.25	Disabled	Disabled	Disabled	
		104	5520	20.00	20.00	20.00	20.00	20.00	20.00	20.00	20.00	20.00	20.00	20.00	17.25	14.25	Disabled	Disabled	Disabled
		108	5540	20.00	20.00	20.00	20.00	20.00	20.00	20.00	20.00	20.00	20.00	20.00	17.25	14.25	Disabled	Disabled	Disabled
		112	5560	20.00	20.00	20.00	20.00	20.00	20.00	20.00	20.00	20.00	20.00	20.00	17.25	14.25	Disabled	Disabled	Disabled
	U-NII-2C	116	5580	20.00	20.00	20.00	20.00	20.00	20.00	20.00	20.00	20.00	20.00	20.00	17.25	14.25	Disabled	Disabled	Disabled
		120	5600	20.00	20.00	20.00	20.00	20.00	20.00	20.00	20.00	20.00	20.00	20.00	17.25	14.25	Disabled	Disabled	Disabled
		124	5620	20.00	20.00	20.00	20.00	20.00	20.00	20.00	20.00	20.00	20.00	20.00	17.25	14.25	Disabled	Disabled	Disabled
		128	5640	20.00	20.00	20.00	20.00	20.00	20.00	20.00	20.00	20.00	20.00	20.00	17.25	14.25	Disabled	Disabled	Disabled
		132	5660	20.00	20.00	20.00	20.00	20.00	20.00	20.00	20.00	20.00	20.00	20.00	17.25	14.25	Disabled	Disabled	Disabled
		136	5680	20.00	20.00	20.00	20.00	20.00	20.00	20.00	20.00	20.00	20.00	20.00	17.25	14.25	Disabled	Disabled	Disabled
		140	5700	19.00	18.50	18.00	19.00	18.50	18.00	17.00	16.75	16.50	16.50	16.50	14.25	14.25	Disabled	Disabled	Disabled
		144	5720	20.00	20.00	20.00	20.00	20.00	20.00	20.00	20.00	20.00	20.00	20.00	17.25	14.25	Disabled	Disabled	Disabled
U-NII-3	149	5745	21.00	21.00	21.00	21.00	21.00	21.00	21.00	21.00	21.00	21.00	21.00	17.25	14.25	11.25	18.25	16.00	
	153	5765	21.00	21.00	21.00	21.00	21.00	21.00	21.00	21.00	21.00	21.00	21.00	17.25	14.25	11.25	18.25	16.00	
	157	5785	21.00	21.00	21.00	21.00	21.00	21.00	21.00	21.00	21.00	21.00	21.00	17.25	14.25	11.25	18.25	16.00	
	161	5805	21.00	21.00	21.00	21.00	21.00	21.00	21.00	21.00	21.00	21.00	21.00	17.25	14.25	11.25	18.25	16.00	
	165	5825	21.00	21.00	21.00	21.00	21.00	21.00	21.00	21.00	21.00	21.00	21.00	17.25	14.25	11.25	18.25	16.00	
Bandwidth	Band	Channel	Frequency (MHz)	11n/11ac HT40 (SISO) Low Rate	11n/11ac HT40 (SISO) Mid Rate	11n/11ac HT40 (SISO) High Rate	11ax/11be HE40 (SISO) Low Rate	11ax/11be HE40 (SISO) Mid Rate	11ax/11be HE40 (SISO) High Rate	11ax/11be HE40 RU484 (SISO)	11ax/11be HE40 RU106 (SISO)	11ax/11be HE40 RU52 (SISO)	11ax/11be HE40 RU26 (SISO)	11be HE40 MRU106_26 (SISO)	11be HE40 MRU52_26 (SISO)				
40 MHz	U-NII-1	38	5190	17.50	17.25	17.00	16.50	16.25	16.00	16.00	14.25	11.25	8.25	15.25	13.00				
		46	5230	21.00	21.00	21.00	21.00	21.00	21.00	21.00	14.25	11.25	8.25	15.25	13.00				
	U-NII-2A	54	5270	21.00	21.00	21.00	21.00	21.00	21.00	21.00	14.25	11.25	Disabled	Disabled	Disabled				
		62	5310	17.00	16.75	16.50	16.00	15.75	15.50	15.50	14.25	11.25	Disabled	Disabled	Disabled				
		102	5510	17.00	16.75	16.50	16.50	16.25	16.00	16.00	14.25	11.25	Disabled	Disabled	Disabled				
		110	5550	21.00	21.00	21.00	21.00	21.00	21.00	21.00	14.25	11.25	Disabled	Disabled	Disabled				
		118	5590	21.00	21.00	21.00	21.00	21.00	21.00	21.00	14.25	11.25	Disabled	Disabled	Disabled				
		126	5630	21.00	21.00	21.00	21.00	21.00	21.00	21.00	14.25	11.25	Disabled	Disabled	Disabled				
	U-NII-2C	134	5670	19.50	19.50	19.50	18.00	18.00	18.00	18.00	14.25	11.25	Disabled	Disabled	Disabled				
		142	5710	21.00	21.00	21.00	21.00	21.00	21.00	21.00	14.25	11.25	Disabled	Disabled	Disabled				
151		5755	21.00	21.00	21.00	21.00	21.00	21.00	21.00	14.25	11.25	8.25	15.25	13.00					
U-NII-3	159	5795	21.00	21.00	21.00	21.00	21.00	21.00	21.00	14.25	11.25	8.25	15.25	13.00					
	Bandwidth	Band	Channel	Frequency (MHz)	11ac VHT80 (SISO) Low Rate	11ac VHT80 (SISO) Mid Rate	11ac VHT80 (SISO) High Rate	11ax/11be HE80 (SISO) Low Rate	11ax/11be HE80 (SISO) Mid Rate	11ax/11be HE80 (SISO) High Rate	11ax/11be HE80 RU996 (SISO)	11ax/11be HE80 RU106 (SISO)	11ax/11be HE80 RU52 (SISO)	11ax/11be HE80 RU26 (SISO)	11be HE80 MRU484_24 (SISO)	11be HE80 MRU106_26 (SISO)	11be HE80 MRU52_26 (SISO)		
80 MHz	U-NII-1	42	5210	17.50	17.00	16.50	17.00	16.50	16.00	16.00	11.25	8.00	5.00	16.00	12.00	9.75			
		58	5290	17.00	16.75	16.50	16.50	16.25	16.00	16.00	11.25	8.00	Disabled	16.00	12.00	9.75			
	U-NII-2A	106	5530	16.00	15.75	15.50	16.00	15.50	15.00	15.00	11.25	8.00	Disabled	15.00	12.00	9.75			
		122	5610	21.00	21.00	21.00	21.00	21.00	21.00	21.00	11.25	8.00	Disabled	20.50	12.00	9.75			
		138	5690	21.00	21.00	21.00	21.00	21.00	21.00	21.00	11.25	8.00	Disabled	20.50	12.00	9.75			
U-NII-3	155	5775	21.00	21.00	21.00	21.00	21.00	21.00	21.00	11.25	8.00	5.00	20.50	12.00	9.75				
Bandwidth	Band	Channel	Frequency (MHz)	11ac VHT160 (SISO) Low Rate	11ac VHT160 (SISO) Mid Rate	11ac VHT160 (SISO) High Rate	11ax/11be HE160 (SISO) Low Rate	11ax/11be HE160 (SISO) Mid Rate	11ax/11be HE160 (SISO) High Rate	11ax/11be HE160 RU996_2 (SISO)	11ax/11be HE160 RU106 (SISO)	11ax/11be HE160 RU52 (SISO)	11ax/11be HE160 RU26 (SISO)	11be HE160 MRU996_48 (SISO)	11be HE160 MRU484_24 (SISO)	11be HE160 MRU106_26 (SISO)	11be HE160 MRU52_26 (SISO)		
160 MHz	U-NII-1&2A	50	5250	16.50	16.00	15.50	16.00	15.50	14.50	14.50	8.25	5.00	Disabled	14.50	14.50	14.50	Disabled	Disabled	
	U-NII-2C	114	5570	16.50	16.00	15.50	16.00	15.50	14.50	12.50	8.25	5.00	Disabled	12.50	12.50	12.50	Disabled	Disabled	

Bandwidth	Band	Channel	Frequency (MHz)	Maximum Output Power (dBm)																																					
				ANT1 / ANT2																																					
				MIMO																																					
11x11	11x12	11x13	11x14	11x15	11x16	11x17	11x18	11x19	11x20	11x21	11x22	11x23	11x24	11x25	11x26	11x27	11x28	11x29	11x30	11x31	11x32	11x33	11x34	11x35	11x36	11x37	11x38	11x39	11x40	11x41	11x42	11x43	11x44	11x45	11x46	11x47	11x48	11x49	11x50		
20 MHz	UNB-1	38	5190	17.00	17.00	17.00	17.00	17.00	17.00	17.00	17.00	17.00	17.00	17.00	17.00	17.00	17.00	17.00	17.00	17.00	17.00	17.00	17.00	17.00	17.00	17.00	17.00	17.00	17.00	17.00	17.00	17.00	17.00	17.00	17.00	17.00	17.00	17.00	17.00	17.00	17.00

Wi-Fi 5 GHz(Power States)

For 5 GHz bands, there are use 6 difference power states:

- Power state 1: 802.15.4ab-NB_{OFF} | P_{mid} | CELL_{OFF}
- Power state 2: 802.15.4ab-NB_{ON} | P_{mid} | CELL_{OFF}
- Power state 3: 802.15.4ab-NB_{OFF} | P_{high} | CELL_{OFF}
- Power state 4: 802.15.4ab-NB_{OFF} | P_{low} | CELL_{ON}
- Power state 5: 802.15.4ab-NB_{ON} | P_{high} | CELL_{OFF}
- Power state 6: 802.15.4ab-NB_{ON} | P_{low} | CELL_{ON}

Antenna	Mode	Bandwidth	Channel	Frequency	Maximum Output Power (dBm)													
					Power State 1		Power State 2		Power State 3		Power State 4		Power State 5		Power State 6			
					Mode A	Mode B	Mode A	Mode B	Mode A	Mode B	Mode A	Mode B	Mode A	Mode B	Mode A	Mode B		
ANTS	U-NII-1 5.2 GHz (SISO)	802.11a 20 MHz	36	5180	18.75	16.75	18.75	16.75	18.75	16.75	14.75	12.75	18.25	16.25	13.75	11.75		
			40	5200	18.75	16.75	18.75	16.75	18.75	16.75	14.75	12.75	18.25	16.25	13.75	11.75		
			44	5220	18.75	16.75	18.75	16.75	18.75	16.75	14.75	12.75	18.25	16.25	13.75	11.75		
			48	5240	18.75	16.75	18.75	16.75	18.75	16.75	14.75	12.75	18.25	16.25	13.75	11.75		
		802.11n/ac 40 MHz	38	5190	17.50	16.75	17.50	16.75	17.50	16.75	14.75	12.75	17.50	16.25	13.75	11.75		
			46	5230	18.75	16.75	18.75	16.75	18.75	16.75	14.75	12.75	18.25	16.25	13.75	11.75		
		802.11ac 80 MHz	42	5210	17.50	16.75	17.50	16.75	17.50	16.75	14.75	12.75	17.50	16.25	13.75	11.75		
		U-NII-2A 5.3 GHz (SISO)	802.11a 20 MHz	52	5260	18.25	15.50	18.25	15.50	18.25	15.50	14.25	11.50	17.75	15.00	13.25	10.50	
				56	5280	18.25	15.50	18.25	15.50	18.25	15.50	14.25	11.50	17.75	15.00	13.25	10.50	
				60	5300	18.25	15.50	18.25	15.50	18.25	15.50	14.25	11.50	17.75	15.00	13.25	10.50	
	64			5320	18.25	15.50	18.25	15.50	18.25	15.50	14.25	11.50	17.75	15.00	13.25	10.50		
	802.11n/ac 40 MHz		54	5270	18.25	15.50	18.25	15.50	18.25	15.50	14.25	11.50	17.75	15.00	13.25	10.50		
			62	5310	17.00	15.50	17.00	15.50	17.00	15.50	14.25	11.50	17.00	15.00	13.25	10.50		
	802.11ac 80 MHz		58	5290	17.00	15.50	17.00	15.50	17.00	15.50	14.25	11.50	17.00	15.00	13.25	10.50		
	802.11ac 160 MHz		50	5250	16.50	15.50	16.50	15.50	16.50	15.50	14.25	11.50	16.50	15.00	13.25	10.50		
	ANTS		U-NII-2C 5.5 GHz (SISO)	802.11a 20 MHz	100	5500	18.00	14.25	18.00	14.25	18.00	14.25	14.00	10.25	17.50	13.75	13.00	9.25
					104	5520	18.00	14.25	18.00	14.25	18.00	14.25	14.00	10.25	17.50	13.75	13.00	9.25
		108			5540	18.00	14.25	18.00	14.25	18.00	14.25	14.00	10.25	17.50	13.75	13.00	9.25	
		112			5560	18.00	14.25	18.00	14.25	18.00	14.25	14.00	10.25	17.50	13.75	13.00	9.25	
		116			5580	18.00	14.25	18.00	14.25	18.00	14.25	14.00	10.25	17.50	13.75	13.00	9.25	
		120			5600	18.00	14.25	18.00	14.25	18.00	14.25	14.00	10.25	17.50	13.75	13.00	9.25	
		124			5620	18.00	14.25	18.00	14.25	18.00	14.25	14.00	10.25	17.50	13.75	13.00	9.25	
		128			5640	18.00	14.25	18.00	14.25	18.00	14.25	14.00	10.25	17.50	13.75	13.00	9.25	
		132			5660	18.00	14.25	18.00	14.25	18.00	14.25	14.00	10.25	17.50	13.75	13.00	9.25	
		136			5680	18.00	14.25	18.00	14.25	18.00	14.25	14.00	10.25	17.50	13.75	13.00	9.25	
		140			5700	18.00	14.25	18.00	14.25	18.00	14.25	14.00	10.25	17.50	13.75	13.00	9.25	
		144			5720	18.00	14.25	18.00	14.25	18.00	14.25	14.00	10.25	17.50	13.75	13.00	9.25	
		802.11n/ac 40 MHz			102	5510	17.00	14.25	17.00	14.25	17.00	14.25	14.00	10.25	17.00	13.75	13.00	9.25
					110	5550	18.00	14.25	18.00	14.25	18.00	14.25	14.00	10.25	17.50	13.75	13.00	9.25
				118	5590	18.00	14.25	18.00	14.25	18.00	14.25	14.00	10.25	17.50	13.75	13.00	9.25	
126				5630	18.00	14.25	18.00	14.25	18.00	14.25	14.00	10.25	17.50	13.75	13.00	9.25		
134				5670	18.00	14.25	18.00	14.25	18.00	14.25	14.00	10.25	17.50	13.75	13.00	9.25		
142				5710	18.00	14.25	18.00	14.25	18.00	14.25	14.00	10.25	17.50	13.75	13.00	9.25		
802.11ac 80 MHz		106		5530	16.00	14.25	16.00	14.25	16.00	14.25	14.00	10.25	16.00	13.75	13.00	9.25		
		122		5610	18.00	14.25	18.00	14.25	18.00	14.25	14.00	10.25	17.50	13.75	13.00	9.25		
802.11ac 160 MHz		138		5690	18.00	14.25	18.00	14.25	18.00	14.25	14.00	10.25	17.50	13.75	13.00	9.25		
114		5570		16.50	14.25	16.50	14.25	16.50	14.25	14.00	10.25	16.50	13.75	13.00	9.25			
ANTS		U-NII-3 5.8 GHz (SISO)		802.11a 20 MHz	149	5745	18.50	14.50	18.50	14.50	18.50	14.50	14.50	10.50	18.00	14.00	13.50	9.50
					153	5765	18.50	14.50	18.50	14.50	18.50	14.50	14.50	10.50	18.00	14.00	13.50	9.50
					157	5785	18.50	14.50	18.50	14.50	18.50	14.50	14.50	10.50	18.00	14.00	13.50	9.50
					161	5805	18.50	14.50	18.50	14.50	18.50	14.50	14.50	10.50	18.00	14.00	13.50	9.50
					165	5825	18.50	14.50	18.50	14.50	18.50	14.50	14.50	10.50	18.00	14.00	13.50	9.50
				802.11n/ac 40 MHz	151	5755	18.50	14.50	18.50	14.50	18.50	14.50	14.50	10.50	18.00	14.00	13.50	9.50
					159	5795	18.50	14.50	18.50	14.50	18.50	14.50	14.50	10.50	18.00	14.00	13.50	9.50
				802.11ac 80 MHz	155	5775	18.50	14.50	18.50	14.50	18.50	14.50	14.50	10.50	18.00	14.00	13.50	9.50

Note(s):

Power State 2 and 3 maximum output power same as Power State 1

Antenna	Mode	Bandwidth	Channel	Frequency	Maximum Output Power (dBm)												
					Power State 1		Power State 2		Power State 3		Power State 4		Power State 5		Power State 6		
					Mode A	Mode B	Mode A	Mode B	Mode A	Mode B	Mode A	Mode B	Mode A	Mode B	Mode A	Mode B	
ANT6	U-NII-1 5.2 GHz (SISO)	802.11a 20 MHz	36	5180	19.00	16.25	19.00	16.25	19.00	16.25	19.00	12.25	19.00	15.75	19.00	11.25	
			40	5200	20.00	16.25	20.00	16.25	20.00	16.25	20.00	12.25	20.00	15.75	20.00	11.25	
			44	5220	20.00	16.25	20.00	16.25	20.00	16.25	20.00	12.25	20.00	15.75	20.00	11.25	
			48	5240	20.00	16.25	20.00	16.25	20.00	16.25	20.00	12.25	20.00	15.75	20.00	11.25	
		802.11n/ac 40 MHz	38	5190	17.50	16.25	17.50	16.25	17.50	16.25	17.50	12.25	17.50	15.75	17.50	11.25	
			46	5230	20.50	16.25	20.50	16.25	20.50	16.25	20.50	12.25	20.50	15.75	20.00	11.25	
	802.11ac 80 MHz	42	5210	17.50	16.25	17.50	16.25	17.50	16.25	17.50	12.25	17.50	15.75	17.50	11.25		
	U-NII-2A 5.3 GHz (SISO)	802.11a 20 MHz	52	5260	20.00	16.25	20.00	16.25	20.00	16.25	20.00	12.25	20.00	15.75	20.00	11.25	
			56	5280	20.00	16.25	20.00	16.25	20.00	16.25	20.00	12.25	20.00	15.75	20.00	11.25	
			60	5300	20.00	16.25	20.00	16.25	20.00	16.25	20.00	12.25	20.00	15.75	20.00	11.25	
			64	5320	19.00	16.25	19.00	16.25	19.00	16.25	19.00	12.25	19.00	15.75	19.00	11.25	
		802.11n/ac 40 MHz	54	5270	20.50	16.25	20.50	16.25	20.50	16.25	20.50	12.25	20.50	15.75	20.00	11.25	
			62	5310	17.00	16.25	17.00	16.25	17.00	16.25	17.00	12.25	17.00	15.75	17.00	11.25	
	802.11ac 80 MHz	58	5290	17.00	16.25	17.00	16.25	17.00	16.25	17.00	12.25	17.00	15.75	17.00	11.25		
	802.11ac 160 MHz	50	5250	16.50	16.25	16.50	16.25	16.50	16.25	16.50	12.25	16.50	15.75	16.50	11.25		
	ANT6	U-NII-2C 5.5 GHz (SISO)	802.11a 20 MHz	100	5500	18.75	16.00	18.75	16.00	18.75	16.00	18.75	12.00	18.75	15.50	18.75	11.00
				104	5520	20.00	16.00	20.00	16.00	20.00	16.00	20.00	12.00	20.00	15.50	20.00	11.00
				108	5540	20.00	16.00	20.00	16.00	20.00	16.00	20.00	12.00	20.00	15.50	20.00	11.00
				112	5560	20.00	16.00	20.00	16.00	20.00	16.00	20.00	12.00	20.00	15.50	20.00	11.00
				116	5580	20.00	16.00	20.00	16.00	20.00	16.00	20.00	12.00	20.00	15.50	20.00	11.00
				120	5600	20.00	16.00	20.00	16.00	20.00	16.00	20.00	12.00	20.00	15.50	20.00	11.00
				124	5620	20.00	16.00	20.00	16.00	20.00	16.00	20.00	12.00	20.00	15.50	20.00	11.00
				128	5640	20.00	16.00	20.00	16.00	20.00	16.00	20.00	12.00	20.00	15.50	20.00	11.00
				132	5660	20.00	16.00	20.00	16.00	20.00	16.00	20.00	12.00	20.00	15.50	20.00	11.00
				136	5680	20.00	16.00	20.00	16.00	20.00	16.00	20.00	12.00	20.00	15.50	20.00	11.00
				140	5700	19.00	16.00	19.00	16.00	19.00	16.00	19.00	12.00	19.00	15.50	19.00	11.00
				144	5720	20.00	16.00	20.00	16.00	20.00	16.00	20.00	12.00	20.00	15.50	20.00	11.00
				802.11n/ac 40 MHz	102	5510	17.00	16.00	17.00	16.00	17.00	16.00	17.00	12.00	17.00	15.50	17.00
110					5550	20.50	16.00	20.50	16.00	20.50	16.00	20.50	12.00	20.50	15.50	20.00	11.00
118			5590		20.50	16.00	20.50	16.00	20.50	16.00	20.50	12.00	20.50	15.50	20.00	11.00	
126			5630		20.50	16.00	20.50	16.00	20.50	16.00	20.50	12.00	20.50	15.50	20.00	11.00	
802.11ac 80 MHz			134	5670	19.50	16.00	19.50	16.00	19.50	16.00	19.50	12.00	19.50	15.50	19.50	11.00	
			142	5710	20.50	16.00	20.50	16.00	20.50	16.00	20.50	12.00	20.50	15.50	20.00	11.00	
802.11ac 160 MHz			106	5530	16.00	16.00	16.00	16.00	16.00	16.00	16.00	12.00	16.00	15.50	16.00	11.00	
			122	5610	20.50	16.00	20.50	16.00	20.50	16.00	20.50	12.00	20.50	15.50	20.00	11.00	
138			5690	20.50	16.00	20.50	16.00	20.50	16.00	20.50	12.00	20.50	15.50	20.00	11.00		
114			5570	16.50	16.00	16.50	16.00	16.50	16.00	16.50	16.00	12.00	16.50	15.50	16.50	11.00	
U-NII-3 5.8 GHz (SISO)			802.11a 20 MHz	149	5745	20.50	17.25	20.50	17.25	20.50	17.25	20.50	13.25	20.50	16.75	20.00	12.25
				153	5765	20.50	17.25	20.50	17.25	20.50	17.25	20.50	13.25	20.50	16.75	20.00	12.25
				157	5785	20.50	17.25	20.50	17.25	20.50	17.25	20.50	13.25	20.50	16.75	20.00	12.25
				161	5805	20.50	17.25	20.50	17.25	20.50	17.25	20.50	13.25	20.50	16.75	20.00	12.25
				165	5825	20.50	17.25	20.50	17.25	20.50	17.25	20.50	13.25	20.50	16.75	20.00	12.25
				802.11n/ac 40 MHz	151	5755	20.50	17.25	20.50	17.25	20.50	17.25	20.50	13.25	20.50	16.75	20.00
	159	5795	20.50		17.25	20.50	17.25	20.50	17.25	20.50	13.25	20.50	16.75	20.00	12.25		
	802.11ac 80 MHz	155	5775	20.50	17.25	20.50	17.25	20.50	17.25	20.50	13.25	20.50	16.75	20.00	12.25		

Note(s):

Power State 2 and 3 maximum output power same as Power State 1

Wi-Fi 5 GHz Measured Results

The maximum output power specified for production units are determined for all applicable 802.11 transmission modes in each standalone and aggregated frequency band. Maximum output power is measured for the highest maximum output power configuration(s) in each frequency band according to the default power measurement procedures.

When the same transmission mode configurations have the same maximum output power on the same channel for the 802.11 a/g/n/ac modes, the channel in the lower order/sequence 802.11 mode (i.e. a, g, n then ac) is selected.

SAR Test reduction was applied from KDB 248227 guidance, Sec. 2.1, b), 1) when the same maximum output power is specified for multiple transmission modes in a frequency band, the largest channel bandwidth, lowest order modulation, lowest data rate and lowest order 802.11a/g/n/ac mode is used for SAR measurement, on the highest measured output power channel in the initial test configuration, for each frequency band. Additional output power measurements were not deemed necessary.

Power Mode	Antenna	Power Mode A						Power Mode B											
		Band	Mode	Ch #	Freq. (MHz)	Meas Pwr (dBm)	Max Output Pwr (dBm)	Band	Mode	Ch #	Freq. (MHz)	Meas Pwr (dBm)	Max Output Pwr (dBm)						
Power State 1 & Power State 2 & Power State 3	ANT5	U-NI-1	802.11n HT40	38	5190	16.30	17.50	U-NI-1	802.11ac VHT80	42	5210	16.25	16.75						
				46	5230	17.50	18.75												
		U-NI-2C	802.11ac VHT80	106	5530	14.50	16.00	U-NI-2C	802.11ac VHT160	114	5570	12.83	14.25						
				122	5610	16.90	18.00												
				138	5690	16.80	18.00												
				155	5775	17.30	18.50												
	ANT6	U-NI-2A	802.11n HT40	54	5270	19.80	20.50	U-NI-2A	802.11ac VHT160	50	5250	15.50	16.25						
				62	5310	16.00	17.00												
		U-NI-2C	802.11ac VHT80	106	5530	14.90	16.00	U-NI-2C	802.11ac VHT160	114	5570	15.50	16.00						
				122	5610	19.30	20.50												
				138	5690	19.20	20.50												
				155	5775	19.40	20.50												
Power State 4	ANT5	U-NI-1	802.11ac VHT80	42	5210	13.30	14.75	U-NI-1	802.11ac VHT80	42	5210	11.75	12.75						
				114	5570	12.70	14.00							U-NI-2C	802.11ac VHT160	114	5570	9.08	10.25
				155	5775	13.10	14.50												
	ANT6	U-NI-2A	802.11n HT40	54	5270	19.80	20.50	U-NI-2A	802.11ac VHT160	50	5250	10.50	12.25						
				62	5310	16.00	17.00												
		U-NI-2C	802.11ac VHT80	106	5530	14.90	16.00	U-NI-2C	802.11ac VHT160	114	5570	10.50	12.00						
				122	5610	19.30	20.50												
	138	5690	19.20	20.50	U-NI-3	802.11ac VHT80	155	5775	12.25	13.25									
	155	5775	19.40	20.50															
	Power State 5	ANT5	U-NI-1	802.11n HT40	38	5190	16.30	17.50	U-NI-1	802.11ac VHT80	42	5210	16.25	16.25					
					46	5230	17.50	18.25											
			U-NI-2C	802.11ac VHT80	106	5530	14.50	16.00	U-NI-2C	802.11ac VHT160	114	5570	12.83	13.75					
122					5610	16.90	17.50												
138					5690	16.80	17.50												
155					5775	17.30	18.00												
ANT6		U-NI-2A	802.11n HT40	54	5270	19.80	20.50	U-NI-2A	802.11ac VHT160	50	5250	15.50	15.75						
				62	5310	16.00	17.00												
		U-NI-2C	802.11ac VHT80	106	5530	14.90	16.00	U-NI-2C	802.11ac VHT160	114	5570	15.50	15.50						
				122	5610	19.30	20.50												
				138	5690	19.20	20.50												
				155	5775	19.40	20.50												
Power State 6	ANT5	U-NI-1	802.11ac VHT80	42	5210	13.30	13.75	U-NI-1	802.11ac VHT80	42	5210	11.75	11.75						
				114	5570	12.70	13.00							U-NI-2C	802.11ac VHT160	114	5570	9.08	9.25
				155	5775	13.10	13.50												
	ANT6	U-NI-2A	802.11n HT40	54	5270	19.80	20.00	U-NI-2A	802.11ac VHT160	50	5250	10.50	11.25						
				62	5310	16.00	17.00												
		U-NI-2C	802.11ac VHT80	106	5530	14.90	16.00	U-NI-2C	802.11ac VHT160	114	5570	10.50	11.00						
				122	5610	19.30	20.00												
	138	5690	19.20	20.00	U-NI-3	802.11ac VHT80	155	5775	12.25	12.25									
	155	5775	19.40	20.00															

9.9. Wi-Fi 6GHz (U-NII 5-8 Bands)

When multiple channel bandwidth configurations in a frequency band have the same specified maximum output power, the initial test configuration is determined by applying the following steps sequentially.

- 1) The largest channel bandwidth configuration is selected among the multiple configurations in a frequency band with the same specified maximum output power.
- 2) If multiple configurations have the same specified maximum output power and largest channel bandwidth, the lowest order modulation among the largest channel bandwidth configurations is selected.
- 3) If multiple configurations have the same specified maximum output power, largest channel bandwidth and lowest order modulation, the lowest data rate configuration among these configurations is selected.
- 4) When multiple transmission modes (802.11a/ax/be) have the same specified maximum output power, largest channel bandwidth, lowest order modulation and lowest data rate, the lowest order 802.11 mode is selected.

The maximum output power specified for production units are determined for all applicable 802.11 transmission modes in each standalone and aggregated frequency band. Maximum output power is measured for the highest maximum output power configuration(s) in each frequency band according to the default power measurement procedures.

Wi-Fi 6GHz Test channels were determined in one of two ways:

- Wi-Fi 6GHz was Aggregated due to the same transmission mode being selected for SAR testing. 5 total test channels from across all U-NII 5/6/7/8 were selected.
- Wi-Fi 6GHz was Split due to different transmission modes being selected for SAR testing. A minimum of 3 test channels were selected for each individual U-NII Band.

Maximum Output Power for Wi-Fi 6GHz

The table below is the maximum output power for this device. The highlighted values indicate what the overall worst case transmission mode will be required for SAR testing per channel. In the Wi-Fi 6GHz (Power State) table, the highlighted worst case Low/Mid/High channels are selected for Mode A and Mode B.

Standard Power (Indoor/Outdoor)

Bandwidth	Band	Channel	Frequency (MHz)	Maximum Output Power (dBm)											
				SP for ANT5 / ANT6											
				SISO											
				a (SISO) Low Rate	a (SISO) Md Rate	a (SISO) High Rate	11ax/11be HE20 (SISO) Low Rate	11ax/11be HE20 (SISO) Md Rate	11ax/11be HE20 (SISO) High Rate	11ax/11be HE20 RU242 (SISO)	11ax/11be HE20 RU106 (SISO)	11ax/11be HE20 RU52 (SISO)	11ax/11be HE20 RU26 (SISO)	11be HE20 MRU106_26 (SISO)	11be HE20 MRU52_26 (SISO)
20 MHz	U-NI-5	2	5935	NS	NS	NS	NS	NS	NS	NS	NS	NS	NS	NS	NS
		1	5955	20.50	20.50	20.50	20.50	20.50	20.50	20.50	16.75	13.75	10.75	17.75	15.50
		5	5975	20.50	20.50	20.50	20.50	20.50	20.50	20.50	16.75	13.75	10.75	17.75	15.50
		9-29	5995-6095	20.50	20.50	20.50	20.50	20.50	20.50	20.50	16.75	13.75	10.75	17.75	15.50
		33-61	6115-6255	20.50	20.50	20.50	20.50	20.50	20.50	20.50	16.75	13.75	10.75	17.75	15.50
		65-85	6275-6375	20.50	20.50	20.50	20.50	20.50	20.50	20.50	16.75	13.75	10.75	17.75	15.50
		89	6395	20.50	20.50	20.50	20.50	20.50	20.50	20.50	16.75	13.75	10.75	17.75	15.50
		93	6415	20.50	20.50	20.50	20.50	20.50	20.50	20.50	16.75	13.75	10.75	17.75	15.50
		U-NI-7	117-181	6535-6855	20.00	20.00	20.00	20.00	20.00	20.00	16.25	13.25	10.25	17.25	15.00

Bandwidth	Band	Channel	Center Frequency (MHz)	Maximum Output Power (dBm)																																						
				SP for ANT5 / ANT6																																						
				MIMO																																						
				11ax/11be HE20 (2Tb, 2CDD, nonTxBF) Low Rate	11ax/11be HE20 (2Tb, 2CDD, nonTxBF) Md Rate	11ax/11be HE20 (2Tb, 2CDD, nonTxBF) High Rate	11ax/11be HE20 RU242 (2Tb, 2CDD, nonTxBF) Low Rate	11ax/11be HE20 RU242 (2Tb, 2CDD, nonTxBF) Md Rate	11ax/11be HE20 RU242 (2Tb, 2CDD, nonTxBF) High Rate	11ax/11be HE20 RU106 (2Tb, 2CDD, nonTxBF) Low Rate	11ax/11be HE20 RU106 (2Tb, 2CDD, nonTxBF) Md Rate	11ax/11be HE20 RU106 (2Tb, 2CDD, nonTxBF) High Rate	11ax/11be HE20 RU52 (2Tb, 2CDD, nonTxBF) Low Rate	11ax/11be HE20 RU52 (2Tb, 2CDD, nonTxBF) Md Rate	11ax/11be HE20 RU52 (2Tb, 2CDD, nonTxBF) High Rate	11ax/11be HE20 RU26 (2Tb, 2CDD, nonTxBF) Low Rate	11ax/11be HE20 RU26 (2Tb, 2CDD, nonTxBF) Md Rate	11ax/11be HE20 RU26 (2Tb, 2CDD, nonTxBF) High Rate	11be HE20 MRU106_26 (2Tb, 2CDD, nonTxBF) Low Rate	11be HE20 MRU106_26 (2Tb, 2CDD, nonTxBF) Md Rate	11be HE20 MRU106_26 (2Tb, 2CDD, nonTxBF) High Rate	11be HE20 MRU52_26 (2Tb, 2CDD, nonTxBF) Low Rate	11be HE20 MRU52_26 (2Tb, 2CDD, nonTxBF) Md Rate	11be HE20 MRU52_26 (2Tb, 2CDD, nonTxBF) High Rate	11be HE20 MRU484_242 (2Tb, 2CDD, nonTxBF) Low Rate	11be HE20 MRU484_242 (2Tb, 2CDD, nonTxBF) Md Rate	11be HE20 MRU484_242 (2Tb, 2CDD, nonTxBF) High Rate	11be HE160 MRU996_484 (2Tb, 2CDD, nonTxBF) Low Rate	11be HE160 MRU996_484 (2Tb, 2CDD, nonTxBF) Md Rate	11be HE160 MRU996_484 (2Tb, 2CDD, nonTxBF) High Rate												
20 MHz	U-NI-5	2	5935	NS	NS	NS	NS	NS	NS	NS	NS	NS	NS	NS	NS	NS	NS	NS	NS	NS	NS	NS	NS	NS	NS	NS	NS	NS	NS	NS	NS	NS	NS	NS								
		1	5955	20.50	20.50	20.50	20.50	16.75	13.75	10.75	17.75	15.50	20.50	20.50	20.50	20.50	20.50	20.50	20.50	20.50	20.50	20.50	20.50	20.50	20.50	20.50	20.50	20.50	20.50	20.50	20.50	20.50	20.50	20.50	20.50	20.50	20.50	20.50				
		5	5975	20.50	20.50	20.50	20.50	16.75	13.75	10.75	17.75	15.50	20.50	20.50	20.50	20.50	20.50	20.50	20.50	20.50	20.50	20.50	20.50	20.50	20.50	20.50	20.50	20.50	20.50	20.50	20.50	20.50	20.50	20.50	20.50	20.50	20.50	20.50	20.50			
		9-29	5995-6095	20.50	20.50	20.50	20.50	16.75	13.75	10.75	17.75	15.50	20.50	20.50	20.50	20.50	20.50	20.50	20.50	20.50	20.50	20.50	20.50	20.50	20.50	20.50	20.50	20.50	20.50	20.50	20.50	20.50	20.50	20.50	20.50	20.50	20.50	20.50	20.50	20.50		
		33-61	6115-6255	20.50	20.50	20.50	20.50	16.75	13.75	10.75	17.75	15.50	20.50	20.50	20.50	20.50	20.50	20.50	20.50	20.50	20.50	20.50	20.50	20.50	20.50	20.50	20.50	20.50	20.50	20.50	20.50	20.50	20.50	20.50	20.50	20.50	20.50	20.50	20.50	20.50	20.50	
		65-85	6275-6375	20.50	20.50	20.50	20.50	16.75	13.75	10.75	17.75	15.50	20.50	20.50	20.50	20.50	20.50	20.50	20.50	20.50	20.50	20.50	20.50	20.50	20.50	20.50	20.50	20.50	20.50	20.50	20.50	20.50	20.50	20.50	20.50	20.50	20.50	20.50	20.50	20.50	20.50	20.50
		89	6395	20.50	20.50	20.50	20.50	16.75	13.75	10.75	17.75	15.50	20.50	20.50	20.50	20.50	20.50	20.50	20.50	20.50	20.50	20.50	20.50	20.50	20.50	20.50	20.50	20.50	20.50	20.50	20.50	20.50	20.50	20.50	20.50	20.50	20.50	20.50	20.50	20.50		
		93	6415	20.50	20.50	20.50	20.50	16.75	13.75	10.75	17.75	15.50	20.50	20.50	20.50	20.50	20.50	20.50	20.50	20.50	20.50	20.50	20.50	20.50	20.50	20.50	20.50	20.50	20.50	20.50	20.50	20.50	20.50	20.50	20.50	20.50	20.50	20.50	20.50	20.50	20.50	
		U-NI-7	117-181	6535-6855	20.00	20.00	20.00	20.00	16.25	13.25	10.25	17.25	15.00	20.00	20.00	20.00	20.00	20.00	20.00	20.00	20.00	20.00	20.00	20.00	20.00	20.00	20.00	20.00	20.00	20.00	20.00	20.00	20.00	20.00	20.00	20.00	20.00	20.00	20.00	20.00	20.00	

Low Power (Indoor)

Bandwidth	Band	Channel	Frequency (MHz)	Maximum Output Power (dBm)											
				LPI for ANT5 / ANT6											
				SISO											
				a (SISO) Low Rate	a (SISO) Mid Rate	a (SISO) High Rate	11ax/11be HE20 (SISO) Low Rate	11ax/11be HE20 (SISO) Mid Rate	11ax/11be HE20 (SISO) High Rate	11ax/11be HE20 RU242 (SISO)	11ax/11be HE20 RU106 (SISO)	11ax/11be HE20 RU52 (SISO)	11ax/11be HE20 RU26 (SISO)	11be HE20 MRU106_26 (SISO)	11be HE20 MRU52_26 (SISO)
20 MHz	U-NII-5	2	5935	NS	NS	NS	NS	NS	NS	NS	NS	NS	NS	NS	NS
		1	5955	8.50	8.50	8.50	8.50	8.50	8.50	8.50	5.50	2.25	-0.50	6.25	4.25
		5	5975	8.50	8.50	8.50	8.50	8.50	8.50	8.50	5.50	2.25	-0.50	6.25	4.25
		9-29	5995-6095	8.50	8.50	8.50	8.50	8.50	8.50	8.50	5.50	2.25	-0.50	6.25	4.25
		33-61	6115-6255	7.75	7.75	7.75	7.75	7.75	7.75	7.75	4.75	1.50	-1.25	5.50	3.50
		65-85	6275-6375	7.00	7.00	7.00	7.00	7.00	7.00	7.00	4.00	0.75	-2.00	4.75	2.75
		89	6395	7.00	7.00	7.00	7.00	7.00	7.00	7.00	4.00	0.75	-2.00	4.75	2.75
	U-NII-6	93	6415	7.00	7.00	7.00	7.00	7.00	7.00	7.00	4.00	0.75	-2.00	4.75	2.75
	U-NII-6	97-113	6435-6515	6.75	6.75	6.75	6.75	6.75	6.75	6.75	3.75	0.50	-2.25	4.50	2.50
	U-NII-7	117-181	6535-6855	6.50	6.50	6.50	6.50	6.50	6.50	6.50	3.50	0.25	-2.50	4.25	2.25
	U-NII-8	185	6875	6.50	6.50	6.50	6.50	6.50	6.50	6.50	3.50	0.25	-2.50	4.25	2.25
		189-225	6895-7075	7.75	7.75	7.75	7.75	7.75	7.75	7.75	4.75	1.50	-1.25	5.50	3.50
		229	7095	7.75	7.75	7.75	7.75	7.75	7.75	7.75	4.75	1.50	-1.25	5.50	3.50
		233	7115	-3.50	-3.50	-3.50	-3.50	-3.50	-3.50	Disabled	Disabled	Disabled	Disabled	Disabled	Disabled
Bandwidth	Band	Channel	Center Frequency (MHz)	11ax/11be HE40 (SISO) Low Rate	11ax/11be HE40 (SISO) Mid Rate	11ax/11be HE40 (SISO) High Rate	11ax/11be HE40 RU484 (SISO)	11ax/11be HE40 RU106 (SISO)	11ax/11be HE40 RU52 (SISO)	11ax/11be HE40 RU26 (SISO)	11be HE40 MRU106_26 (SISO)	11be HE40 MRU52_26 (SISO)			
40 MHz	U-NII-5	3	5965	11.50	11.50	11.50	11.50	5.50	2.25	-0.50	6.25	4.25			
		11	6005	11.50	11.50	11.50	11.50	5.50	2.25	-0.50	6.25	4.25			
		19-27	6045-6085	11.50	11.50	11.50	11.50	5.50	2.25	-0.50	6.25	4.25			
		35-59	6125-6245	10.75	10.75	10.75	10.75	4.75	1.50	-1.25	5.50	3.50			
		67-75	6285-6325	10.00	10.00	10.00	10.00	4.00	0.75	-2.00	4.75	2.75			
		83	6365	10.00	10.00	10.00	10.00	4.00	0.75	-2.00	4.75	2.75			
		91	6405	10.00	10.00	10.00	10.00	4.00	0.75	-2.00	4.75	2.75			
	U-NII-6	99-107	6445-6485	9.75	9.75	9.75	9.75	3.75	0.50	-2.25	4.50	2.50			
		115	6525	9.50	9.50	9.50	9.50	3.50	0.25	-2.50	4.25	2.25			
	U-NII-7	123-179	6565-6845	9.50	9.50	9.50	9.50	3.50	0.25	-2.50	4.25	2.25			
	U-NII-8	187	6885	9.50	9.50	9.50	9.50	3.50	0.25	-2.50	4.25	2.25			
		195-219	6925-7045	10.75	10.75	10.75	10.75	4.75	1.50	-1.25	5.50	3.50			
		227	7085	10.75	10.75	10.75	10.75	4.75	1.50	-1.25	5.50	3.50			
	Bandwidth	Band	Channel	Center Frequency (MHz)	11ax/11be HE80 (SISO) Low Rate	11ax/11be HE80 (SISO) Mid Rate	11ax/11be HE80 (SISO) High Rate	11ax/11be HE80 RU996 (SISO)	11ax/11be HE80 RU106 (SISO)	11ax/11be HE80 RU52 (SISO)	11ax/11be HE80 RU26 (SISO)	11be HE80 MRU484_242 (SISO)	11be HE80 MRU106_26 (SISO)	11be HE80 MRU52_26 (SISO)	
80 MHz	U-NII-5	7	5985	14.50	14.50	14.50	14.50	5.50	2.25	-0.50	13.25	6.25	4.25		
		23	6065	14.50	14.50	14.50	14.50	5.50	2.25	-0.50	13.25	6.25	4.25		
		39-55	6145-6225	13.75	13.75	13.75	13.75	4.75	1.50	-1.25	12.50	5.50	3.50		
		71	6305	13.00	13.00	13.00	13.00	4.00	0.75	-2.00	11.75	4.75	2.75		
		87	6385	13.00	13.00	13.00	13.00	4.00	0.75	-2.00	11.75	4.75	2.75		
	U-NII-6	103	6465	12.75	12.75	12.75	12.75	3.75	0.50	-2.25	11.50	4.50	2.50		
		119	6545	12.50	12.50	12.50	12.50	3.50	0.25	-2.50	11.25	4.25	2.25		
	U-NII-7	135-167	6625-6785	12.50	12.50	12.50	12.50	3.50	0.25	-2.50	11.25	4.25	2.25		
	U-NII-8	183	6865	12.50	12.50	12.50	12.50	3.50	0.25	-2.50	11.25	4.25	2.25		
		199	6945	13.75	13.75	13.75	13.75	4.75	1.50	-1.25	12.50	5.50	3.50		
		215	7025	13.75	13.75	13.75	13.75	4.75	1.50	-1.25	12.50	5.50	3.50		
	Bandwidth	Band	Channel	Center Frequency (MHz)	11ax/11be HE160 (SISO) Low Rate	11ax/11be HE160 (SISO) Mid Rate	11ax/11be HE160 (SISO) High Rate	11ax/11be HE160 RU996_2 (SISO)	11ax/11be HE160 RU106 (SISO)	11ax/11be HE160 RU52 (SISO)	11ax/11be HE160 RU26 (SISO)	11be HE160 MRU996_484_242 (SISO)	11be HE160 MRU996_484 (SISO)	11be HE160 MRU484_242 (SISO)	11be HE160 MRU106_26 (SISO)
160 MHz	U-NII-5	15	6025	16.75	16.75	16.75	16.75	5.50	2.25	-0.50	16.25	15.75	13.25	6.25	4.25
		47	6185	16.00	16.00	16.00	16.00	4.75	1.50	-1.25	15.50	15.00	12.50	5.50	3.50
		79	6345	15.25	15.25	15.25	15.25	4.00	0.75	-2.00	14.75	14.25	11.75	4.75	2.75
	U-NII-6	111	6505	14.75	14.75	14.75	14.75	3.50	0.25	-2.50	14.25	13.75	11.25	4.25	2.25
		143	6665	14.75	14.75	14.75	14.75	3.50	0.25	-2.50	14.25	13.75	11.25	4.25	2.25
	U-NII-8	175	6825	14.75	14.75	14.75	14.75	3.50	0.25	-2.50	14.25	13.75	11.25	4.25	2.25
		207	6985	16.00	16.00	16.00	16.00	4.75	1.50	-1.25	15.50	15.00	12.50	5.50	3.50

Very Low Power (Indoor/Outdoor)

Table with columns: Bandwidth, Band, Channel, Frequency (MHz), and Maximum Output Power (dBm) for VLP for ANT5 / ANT6. It includes data for 20 MHz, 40 MHz, 80 MHz, and 160 MHz bands across various channels and frequency ranges.

Table with columns: Bandwidth, Band, Channel, Frequency (MHz), and Maximum Output Power (dBm) for VLP for ANT5 / ANT6. It includes data for 20 MHz, 40 MHz, 80 MHz, and 160 MHz bands across various channels and frequency ranges, with a sub-section for MIMO.

Note(s):

To comply with KDB 941225 D07 v01r02 and KDB 648474 D04 v01r03, 1-g SAR testing was performed on the higher Maximum Output Power between SP and LPI power at a separation distance of 5 mm to exclude 10-g SAR for all non-Head exposure conditions where the transmitter distance to surface is within 25 mm. Thus, Body-worn and Extremity were amalgamated into one exposure condition using 1-g SAR at 5 mm to confirm compliance. 1-g SAR on the higher Maximum Output Power between SP and LPI power, at a separation distance of 5 mm, is a more conservative representation than 10-g SAR at 0 mm. Therefore, SAR Testing for VLP is covered.

Wi-Fi 6GHz (Power States)

For Wi-Fi 6GHz bands, there are use 6 difference power states:

- Power state 1: 802.15.4ab-NB_{OFF} | P_{mid} | CELL_{OFF}
- Power state 2: 802.15.4ab-NB_{ON} | P_{mid} | CELL_{OFF}
- Power state 3: 802.15.4ab-NB_{OFF} | P_{high} | CELL_{OFF}
- Power state 4: 802.15.4ab-NB_{OFF} | P_{low} | CELL_{ON}
- Power state 5: 802.15.4ab-NB_{ON} | P_{high} | CELL_{OFF}
- Power state 6: 802.15.4ab-NB_{ON} | P_{low} | CELL_{ON}

Antenna	Mode	Bandwidth	Channel	Frequency	Maximum Output Power (dBm)												
					Power State 1		Power State 2		Power State 3		Power State 4		Power State 5		Power State 6		
					Mode A	Mode B	Mode A	Mode B	Mode A	Mode B	Mode A	Mode B	Mode A	Mode B	Mode A	Mode B	
ANT5	U-NII-5	802.11a 20 MHz	1	5955	11.50	11.50	11.50	11.50	11.50	11.50	10.00	10.00	11.00	11.00	9.00	9.00	
			5	5975	11.50	11.50	11.50	11.50	11.50	11.50	10.00	10.00	11.00	11.00	9.00	9.00	
			9	5995	11.50	11.50	11.50	11.50	11.50	11.50	10.00	10.00	11.00	11.00	9.00	9.00	
			13-29	6015-6095	11.50	11.50	11.50	11.50	11.50	11.50	10.00	10.00	11.00	11.00	9.00	9.00	
			33-61	6115-6255	10.75	10.75	10.75	10.75	10.75	10.75	9.25	9.25	10.25	10.25	8.25	8.25	
			65-85	6275-6375	10.75	10.75	10.75	10.75	10.75	10.75	9.25	9.25	10.25	10.25	8.25	8.25	
			89	6395	10.75	10.75	10.75	10.75	10.75	10.75	9.25	9.25	10.25	10.25	8.25	8.25	
		93	6415	10.75	10.75	10.75	10.75	10.75	10.75	9.25	9.25	10.25	10.25	8.25	8.25		
		3	5965	11.50	11.50	11.50	11.50	11.50	11.50	10.00	10.00	11.00	11.00	9.00	9.00		
		11	6005	11.50	11.50	11.50	11.50	11.50	11.50	10.00	10.00	11.00	11.00	9.00	9.00		
		19-27	6045-6085	11.50	11.50	11.50	11.50	11.50	11.50	10.00	10.00	11.00	11.00	9.00	9.00		
		35-59	6125-6245	10.75	10.75	10.75	10.75	10.75	10.75	9.25	9.25	10.25	10.25	8.25	8.25		
		67-75	6285-6325	10.75	10.75	10.75	10.75	10.75	10.75	9.25	9.25	10.25	10.25	8.25	8.25		
		83	6365	10.75	10.75	10.75	10.75	10.75	10.75	9.25	9.25	10.25	10.25	8.25	8.25		
		91	6405	10.75	10.75	10.75	10.75	10.75	10.75	9.25	9.25	10.25	10.25	8.25	8.25		
		7	5985	11.50	11.50	11.50	11.50	11.50	11.50	10.00	10.00	11.00	11.00	9.00	9.00		
		23	6065	11.50	11.50	11.50	11.50	11.50	11.50	10.00	10.00	11.00	11.00	9.00	9.00		
		39-55	6145-6225	10.75	10.75	10.75	10.75	10.75	10.75	9.25	9.25	10.25	10.25	8.25	8.25		
		71	6305	10.75	10.75	10.75	10.75	10.75	10.75	9.25	9.25	10.25	10.25	8.25	8.25		
		87	6385	10.75	10.75	10.75	10.75	10.75	10.75	9.25	9.25	10.25	10.25	8.25	8.25		
		15	6025	11.50	11.50	11.50	11.50	11.50	11.50	10.00	10.00	11.00	11.00	9.00	9.00		
		47	6185	10.75	10.75	10.75	10.75	10.75	10.75	9.25	9.25	10.25	10.25	8.25	8.25		
		79	6345	10.75	10.75	10.75	10.75	10.75	10.75	9.25	9.25	10.25	10.25	8.25	8.25		
		U-NII-6	802.11a 20 MHz	97-109	6435-6495	6.75	6.75	6.75	6.75	6.75	6.75	6.75	6.75	6.75	6.75	6.75	6.75
				113	6515	6.75	6.75	6.75	6.75	6.75	6.75	6.75	6.75	6.75	6.75	6.75	6.75
			802.11ax 40 MHz	99-107	6445-6485	9.75	9.75	9.75	9.75	9.75	9.75	9.50	9.50	9.75	9.75	8.50	8.50
				115	6525	9.50	9.50	9.50	9.50	9.50	9.50	9.50	9.50	9.50	9.50	8.50	8.50
			802.11ax 80 MHz	103	6465	11.00	11.00	11.00	11.00	11.00	11.00	9.50	9.50	10.50	10.50	8.50	8.50
			802.11ax 160 MHz	111	6505	11.00	11.00	11.00	11.00	11.00	11.00	9.50	9.50	10.50	10.50	8.50	8.50
			U-NII-7	802.11a 20 MHz	117-125	6535-6575	11.00	11.00	11.00	11.00	11.00	11.00	9.50	9.50	10.50	10.50	8.50
	129-157				6595-6735	10.75	10.75	10.75	10.75	10.75	10.75	9.25	9.25	10.25	10.25	8.25	8.25
	161-181				6735-6855	10.75	10.75	10.75	10.75	10.75	10.75	9.25	9.25	10.25	10.25	8.25	8.25
	185				6875	6.50	6.50	6.50	6.50	6.50	6.50	6.50	6.50	6.50	6.50	6.50	6.50
	802.11ax 40 MHz			123	6565	11.00	11.00	11.00	11.00	11.00	11.00	9.50	9.50	10.50	10.50	8.50	8.50
				131-155	6605-6725	10.75	10.75	10.75	10.75	10.75	10.75	9.25	9.25	10.25	10.25	8.25	8.25
		163-179		6765-6845	10.75	10.75	10.75	10.75	10.75	10.75	9.25	9.25	10.25	10.25	8.25	8.25	
	802.11ax 80 MHz	119		6545	11.00	11.00	11.00	11.00	11.00	11.00	9.50	9.50	10.50	10.50	8.50	8.50	
		135-151		6625-6705	10.75	10.75	10.75	10.75	10.75	10.75	9.25	9.25	10.25	10.25	8.25	8.25	
		167		6785	10.75	10.75	10.75	10.75	10.75	10.75	9.25	9.25	10.25	10.25	8.25	8.25	
	802.11ax 160 MHz	183		6865	10.75	10.75	10.75	10.75	10.75	10.75	9.25	9.25	10.25	10.25	8.25	8.25	
		143		6665	10.75	10.75	10.75	10.75	10.75	10.75	9.25	9.25	10.25	10.25	8.25	8.25	
	175	6825	10.75	10.75	10.75	10.75	10.75	10.75	9.25	9.25	10.25	10.25	8.25	8.25			
	U-NII-8	802.11a 20 MHz	189-225	6895-7075	7.75	7.75	7.75	7.75	7.75	7.75	7.75	7.75	7.75	7.75	7.75	7.75	
			229	7095	7.75	7.75	7.75	7.75	7.75	7.75	7.75	7.75	7.75	7.75	7.75		
			233	7115	-3.50	-3.50	-3.50	-3.50	-3.50	-3.50	-3.50	-3.50	-3.50	-3.50	-3.50		
		802.11ax 40 MHz	187	6885	9.50	9.50	9.50	9.50	9.50	9.50	9.25	9.25	9.50	9.50	8.25	8.25	
			195-203	6925-6965	10.75	10.75	10.75	10.75	10.75	10.75	9.50	9.50	10.50	10.50	8.50	8.50	
			211-219	7005-7045	10.75	10.75	10.75	10.75	10.75	10.75	9.50	9.50	10.50	10.50	8.50	8.50	
			227	7085	10.75	10.75	10.75	10.75	10.75	10.75	9.50	9.50	10.50	10.50	8.50	8.50	
		802.11ax 80 MHz	199	6945	11.00	11.00	11.00	11.00	11.00	11.00	9.50	9.50	10.50	10.50	8.50	8.50	
			215	7025	11.00	11.00	11.00	11.00	11.00	11.00	9.50	9.50	10.50	10.50	8.50	8.50	
		802.11ax 160 MHz	207	6985	11.00	11.00	11.00	11.00	11.00	11.00	9.50	9.50	10.50	10.50	8.50	8.50	

Note(s):

Power State 2 and 3 maximum output power same as Power State 1

Antenna	Mode	Bandwidth	Channel	Frequency	Maximum Output Power (dBm)													
					Power State 1		Power State 2		Power State 3		Power State 4		Power State 5		Power State 6			
					Mode A	Mode B	Mode A	Mode B	Mode A	Mode B	Mode A	Mode B	Mode A	Mode B	Mode A	Mode B		
ANT6	U-NI-5	802.11a 20 MHz	1	5955	9.50	9.50	9.50	9.50	9.50	9.50	8.00	8.00	9.00	9.00	7.00	7.00		
			5	5975	9.50	9.50	9.50	9.50	9.50	9.50	8.00	8.00	9.00	9.00	7.00	7.00		
			9	5995	9.50	9.50	9.50	9.50	9.50	9.50	8.00	8.00	9.00	9.00	7.00	7.00		
			13-29	6015-6095	9.50	9.50	9.50	9.50	9.50	9.50	8.00	8.00	9.00	9.00	7.00	7.00		
			33-61	6115-6255	9.50	9.50	9.50	9.50	9.50	9.50	8.00	8.00	9.00	9.00	7.00	7.00		
			65-85	6275-6375	9.50	9.50	9.50	9.50	9.50	9.50	8.00	8.00	9.00	9.00	7.00	7.00		
			89	6395	9.50	9.50	9.50	9.50	9.50	9.50	8.00	8.00	9.00	9.00	7.00	7.00		
		93	6415	9.50	9.50	9.50	9.50	9.50	9.50	8.00	8.00	9.00	9.00	7.00	7.00			
		802.11ax 40 MHz	3	5965	9.50	9.50	9.50	9.50	9.50	9.50	8.00	8.00	9.00	9.00	7.00	7.00		
			11	6005	9.50	9.50	9.50	9.50	9.50	9.50	8.00	8.00	9.00	9.00	7.00	7.00		
			19-27	6045-6085	9.50	9.50	9.50	9.50	9.50	9.50	8.00	8.00	9.00	9.00	7.00	7.00		
			35-59	6125-6245	9.50	9.50	9.50	9.50	9.50	9.50	8.00	8.00	9.00	9.00	7.00	7.00		
			67-75	6285-6325	9.50	9.50	9.50	9.50	9.50	9.50	8.00	8.00	9.00	9.00	7.00	7.00		
			83	6365	9.50	9.50	9.50	9.50	9.50	9.50	8.00	8.00	9.00	9.00	7.00	7.00		
		802.11ax 80 MHz	91	6405	9.50	9.50	9.50	9.50	9.50	9.50	8.00	8.00	9.00	9.00	7.00	7.00		
			7	5985	9.50	9.50	9.50	9.50	9.50	9.50	8.00	8.00	9.00	9.00	7.00	7.00		
			23	6065	9.50	9.50	9.50	9.50	9.50	9.50	8.00	8.00	9.00	9.00	7.00	7.00		
			39-55	6145-6225	9.50	9.50	9.50	9.50	9.50	9.50	8.00	8.00	9.00	9.00	7.00	7.00		
		802.11ax 160 MHz	71	6305	9.50	9.50	9.50	9.50	9.50	9.50	8.00	8.00	9.00	9.00	7.00	7.00		
			87	6385	9.50	9.50	9.50	9.50	9.50	9.50	8.00	8.00	9.00	9.00	7.00	7.00		
			15	6025	9.50	9.50	9.50	9.50	9.50	9.50	8.00	8.00	9.00	9.00	7.00	7.00		
			47	6185	9.50	9.50	9.50	9.50	9.50	9.50	8.00	8.00	9.00	9.00	7.00	7.00		
		79	6345	9.50	9.50	9.50	9.50	9.50	9.50	8.00	8.00	9.00	9.00	7.00	7.00			
		ANT6	U-NI-6	802.11a 20 MHz	97-109	6435-6495	6.75	6.75	6.75	6.75	6.75	6.75	6.75	6.75	6.75	5.75	5.75	
					113	6515	6.75	6.75	6.75	6.75	6.75	6.75	6.75	6.75	6.75	5.75	5.75	
				802.11ax 40 MHz	99-107	6445-6485	8.25	8.25	8.25	8.25	8.25	8.25	6.75	6.75	7.75	7.75	5.75	5.75
					115	6525	8.25	8.25	8.25	8.25	8.25	8.25	6.75	6.75	7.75	7.75	5.75	5.75
				802.11ax 80 MHz	103	6465	8.25	8.25	8.25	8.25	8.25	8.25	6.75	6.75	7.75	7.75	5.75	5.75
802.11ax 160 MHz	111	6505	8.25	8.25	8.25	8.25	8.25	8.25	6.75	6.75	7.75	7.75	5.75	5.75				
ANT6	U-NI-7	802.11a 20 MHz	117-125	6535-6575	8.25	8.25	8.25	8.25	8.25	8.25	6.75	6.75	7.75	7.75	5.75	5.75		
			129-157	6595-6735	9.25	9.25	9.25	9.25	9.25	9.25	7.75	7.75	8.75	8.75	6.75	6.75		
			161-181	6735-6855	9.00	9.00	9.00	9.00	9.00	9.00	7.50	7.50	8.50	8.50	6.50	6.50		
			185	6875	6.50	6.50	6.50	6.50	6.50	6.50	6.50	6.50	6.50	6.50	6.50	6.50		
		802.11ax 40 MHz	123	6565	8.25	8.25	8.25	8.25	8.25	8.25	6.75	6.75	7.75	7.75	5.75	5.75		
			131-155	6605-6725	9.25	9.25	9.25	9.25	9.25	9.25	7.75	7.75	8.75	8.75	6.75	6.75		
			163-179	6765-6845	9.00	9.00	9.00	9.00	9.00	9.00	7.50	7.50	8.50	8.50	6.50	6.50		
		802.11ax 80 MHz	119	6545	8.25	8.25	8.25	8.25	8.25	8.25	6.75	6.75	7.75	7.75	5.75	5.75		
			135-151	6625-6705	9.25	9.25	9.25	9.25	9.25	9.25	7.75	7.75	8.75	8.75	6.75	6.75		
			167	6785	9.00	9.00	9.00	9.00	9.00	9.00	7.50	7.50	8.50	8.50	6.50	6.50		
		802.11ax 160 MHz	183	6865	9.00	9.00	9.00	9.00	9.00	9.00	7.50	7.50	8.50	8.50	6.50	6.50		
			143	6665	9.25	9.25	9.25	9.25	9.25	9.25	7.75	7.75	8.75	8.75	6.75	6.75		
		175	6825	9.00	9.00	9.00	9.00	9.00	9.00	7.50	7.50	8.50	8.50	6.50	6.50			
		ANT6	U-NI-8	802.11a 20 MHz	189-225	6895-7075	7.75	7.75	7.75	7.75	7.75	7.75	7.75	7.75	7.75	7.25	7.25	
229	7095				7.75	7.75	7.75	7.75	7.75	7.75	7.75	7.75	7.75	7.25	7.25			
233	7115				-3.50	-3.50	-3.50	-3.50	-3.50	-3.50	-3.50	-3.50	-3.50	-3.50	-3.50			
802.11ax 40 MHz	187			6885	9.00	9.00	9.00	9.00	9.00	9.00	7.50	7.50	8.50	8.50	6.50	6.50		
	195-203			6925-6965	9.75	9.75	9.75	9.75	9.75	9.75	8.25	8.25	9.25	9.25	7.25	7.25		
	211-219			7005-7045	9.75	9.75	9.75	9.75	9.75	9.75	8.25	8.25	9.25	9.25	7.25	7.25		
802.11ax 80 MHz	227			7085	9.75	9.75	9.75	9.75	9.75	9.75	8.25	8.25	9.25	9.25	7.25	7.25		
	199			6945	9.75	9.75	9.75	9.75	9.75	9.75	8.25	8.25	9.25	9.25	7.25	7.25		
802.11ax 160 MHz	215			7025	9.75	9.75	9.75	9.75	9.75	9.75	8.25	8.25	9.25	9.25	7.25	7.25		
	207			6985	9.75	9.75	9.75	9.75	9.75	9.75	8.25	8.25	9.25	9.25	7.25	7.25		

Note(s):
Power State 2 and 3 maximum output power same as Power State 1

Wi-Fi 6GHz Measured Results

Power Mode	Antenna	Power Mode A						Power Mode B					
		Band	Mode	Ch #	Freq. (MHz)	Meas Pwr (dBm)	Max Output Pwr (dBm)	Band	Mode	Ch #	Freq. (MHz)	Meas Pwr (dBm)	Max Output Pwr (dBm)
Power State 1 & Power State 2 & Power State 3	ANT5	U-NII-5	802.11ax 160 MHz	15	6025	10.00	11.50	U-NII-5	802.11ax 160 MHz	15	6025	10.00	11.50
				47	6185	9.55	10.75			47	6185	9.55	10.75
				79	6345	9.55	10.75			79	6345	9.55	10.75
		U-NII-6	802.11ax 160 MHz	111	6505	10.40	11.00	U-NII-6	802.11ax 160 MHz	111	6505	10.40	11.00
				119	6545	10.10	11.00			119	6545	10.10	11.00
				U-NII-7	802.11ax 80 MHz	151	6705			9.69	10.75	U-NII-7	802.11ax 80 MHz
	183	6865	9.48			10.75	183	6865	9.48	10.75			
	ANT6	U-NII-5	802.11ax 160 MHz	15	6025	8.25	9.50	U-NII-5	802.11ax 160 MHz	15	6025	8.25	9.50
				47	6185	8.25	9.50			47	6185	8.25	9.50
				79	6345	8.25	9.50			79	6345	8.25	9.50
		U-NII-6	802.11ax 160 MHz	111	6505	6.80	8.25	U-NII-6	802.11ax 160 MHz	111	6505	6.80	8.25
				U-NII-7	802.11ax 160 MHz	143	6665			7.80	9.25	U-NII-7	802.11ax 160 MHz
175		6825	7.75			9.00	175	6825	7.75	9.00			
U-NII-8	802.11ax 160 MHz	207	6985	8.25	9.75	U-NII-8	802.11ax 160 MHz	207	6985	8.25	9.75		

Power Mode	Antenna	Power Mode A						Power Mode B					
		Band	Mode	Ch #	Freq. (MHz)	Meas Pwr (dBm)	Max Output Pwr (dBm)	Band	Mode	Ch #	Freq. (MHz)	Meas Pwr (dBm)	Max Output Pwr (dBm)
Power State 4	ANT5	U-NII-5	802.11ax 160 MHz	15	6025	8.00	10.00	U-NII-5	802.11ax 160 MHz	15	6025	8.00	10.00
				47	6185	8.25	9.25			47	6185	8.25	9.25
				79	6345	8.25	9.25			79	6345	8.25	9.25
		U-NII-6	802.11ax 160 MHz	111	6505	7.50	9.50	U-NII-6	802.11ax 160 MHz	111	6505	7.50	9.50
				U-NII-7	802.11ax 80 MHz	119	6545			7.50	9.50	U-NII-7	802.11ax 80 MHz
		151	6705			7.12	9.25	151	6705	7.12	9.25		
		183	6865			6.97	9.25	183	6865	6.97	9.25		
		U-NII-8	802.11ax 160 MHz	207	6985	7.50	9.50	U-NII-8	802.11ax 160 MHz	207	6985	7.50	9.50
		ANT6	U-NII-5	802.11ax 160 MHz	15	6025	6.03	8.00	U-NII-5	802.11ax 160 MHz	15	6025	6.03
	47				6185	6.02	8.00	47			6185	6.02	8.00
	79				6345	5.82	8.00	79			6345	5.82	8.00
	U-NII-6		802.11ax 160 MHz	111	6505	4.75	6.75	U-NII-6	802.11ax 160 MHz	111	6505	4.75	6.75
				U-NII-7	802.11ax 160 MHz	143	6665			5.75	7.75	U-NII-7	802.11ax 160 MHz
	175		6825			5.50	7.50	175	6825	5.50	7.50		
	U-NII-8		802.11ax 160 MHz	207	6985	6.62	8.25	U-NII-8	802.11ax 160 MHz	207	6985	6.62	8.25

Power Mode	Antenna	Power Mode A						Power Mode B					
		Band	Mode	Ch #	Freq. (MHz)	Meas Pwr (dBm)	Max Output Pwr (dBm)	Band	Mode	Ch #	Freq. (MHz)	Meas Pwr (dBm)	Max Output Pwr (dBm)
Power State 5	ANT5	U-NII-5	802.11ax 160 MHz	15	6025	10.00	11.00	U-NII-5	802.11ax 160 MHz	15	6025	10.00	11.00
				47	6185	9.55	10.25			47	6185	9.55	10.25
				79	6345	9.55	10.25			79	6345	9.55	10.25
		U-NII-6	802.11ax 160 MHz	111	6505	10.40	10.50	U-NII-6	802.11ax 160 MHz	111	6505	10.40	10.50
				119	6545	10.10	10.50			119	6545	10.10	10.50
		U-NII-7	802.11ax 80 MHz	151	6705	9.69	10.25	U-NII-7	802.11ax 80 MHz	151	6705	9.69	10.25
				183	6865	9.48	10.25			183	6865	9.48	10.25
		U-NII-8	802.11ax 160 MHz	207	6985	9.50	10.50	U-NII-8	802.11ax 160 MHz	207	6985	9.50	10.50
	ANT6	U-NII-5	802.11ax 160 MHz	15	6025	8.25	9.00	U-NII-5	802.11ax 160 MHz	15	6025	8.25	9.00
				47	6185	8.25	9.00			47	6185	8.25	9.00
				79	6345	8.25	9.00			79	6345	8.25	9.00
		U-NII-6	802.11ax 160 MHz	111	6505	6.80	7.75	U-NII-6	802.11ax 160 MHz	111	6505	6.80	7.75
		U-NII-7	802.11ax 160 MHz	143	6665	7.80	8.75	U-NII-7	802.11ax 160 MHz	143	6665	7.80	8.75
				175	6825	7.75	8.50			175	6825	7.75	8.50
		U-NII-8	802.11ax 160 MHz	207	6985	8.25	9.25	U-NII-8	802.11ax 160 MHz	207	6985	8.25	9.25
		Power Mode	Antenna	Power Mode A						Power Mode B			
Band	Mode			Ch #	Freq. (MHz)	Meas Pwr (dBm)	Max Output Pwr (dBm)	Band	Mode	Ch #	Freq. (MHz)	Meas Pwr (dBm)	Max Output Pwr (dBm)
Power State 6	ANT5	U-NII-5	802.11ax 160 MHz	15	6025	8.00	9.00	U-NII-5	802.11ax 160 MHz	15	6025	8.00	9.00
				47	6185	7.28	8.25			47	6185	7.28	8.25
				79	6345	7.11	8.25			79	6345	7.11	8.25
		U-NII-6	802.11ax 160 MHz	111	6505	7.50	8.50	U-NII-6	802.11ax 160 MHz	111	6505	7.50	8.50
				119	6545	7.50	8.50			119	6545	7.50	8.50
		U-NII-7	802.11ax 80 MHz	151	6705	7.12	8.25	U-NII-7	802.11ax 80 MHz	151	6705	7.12	8.25
				183	6865	6.97	8.25			183	6865	6.97	8.25
		U-NII-8	802.11ax 160 MHz	207	6985	7.50	8.50	U-NII-8	802.11ax 160 MHz	207	6985	7.50	8.50
	ANT6	U-NII-5	802.11ax 160 MHz	15	6025	6.03	7.00	U-NII-5	802.11ax 160 MHz	15	6025	6.03	7.00
				47	6185	6.02	7.00			47	6185	6.02	7.00
				79	6345	5.82	7.00			79	6345	5.82	7.00
		U-NII-6	802.11ax 160 MHz	111	6505	4.75	5.75	U-NII-6	802.11ax 160 MHz	111	6505	4.75	5.75
				143	6665	5.75	6.75			143	6665	5.75	6.75
		U-NII-7	802.11ax 160 MHz	175	6825	5.50	6.50	U-NII-7	802.11ax 160 MHz	175	6825	5.50	6.50
				207	6985	6.62	7.25			207	6985	6.62	7.25

9.10. Bluetooth

According to KDB 447498 D01 apply to determine simultaneous transmission SAR test exclusion for Wi-Fi MIMO. If the sum of 1-g single transmission chain SAR measurements is <1.6W/kg and/or the MIMO output power is equal or less than a single chain, then no additional SAR measurements for simultaneously at the specified maximum output power of MIMO operation.

When antennas are spatially separated to the extent that SAR distributions do not overlap and can be treated independently, SAR compliance for simultaneous transmission is determined separately for each individual antenna.

Maximum Output Power for Bluetooth (P_{low} , P_{mid} , P_{high} , and $P_{standalone}$)

For Bluetooth, there are three use cases:

- Bluetooth P_{low} is used when both Wi-Fi and WWAN antennas are active.
- Bluetooth P_{Mid} is used when Wi-Fi antenna is active and WWAN antenna is inactive. P_{Mid} power state occurs during Wi-Fi states 1/2.
- Bluetooth P_{high} is used when Wi-Fi antenna is active and WWAN antenna is inactive or with Wi-Fi inactive and WWAN antenna is active. P_{High} power state occurs during Wi-Fi states 3/5.
- Bluetooth $P_{standalone}$ is used when Wi-Fi and WWAN antennas are inactive.

Mode	Maximum Output Power (dBm)															
	Bluetooth P_{low}				Bluetooth P_{mid}				Bluetooth P_{high}				Bluetooth $P_{standalone}$			
	ANT3		ANT4		ANT3		ANT4		ANT3		ANT4		ANT3		ANT4	
	Mode A	Mode B	Mode A	Mode B	Mode A	Mode B	Mode A	Mode B	Mode A	Mode B	Mode A	Mode B	Mode A	Mode B	Mode A	Mode B
GFSK	13.5	12.0	12.0	11.0	17.0	15.5	15.5	14.5	19.5	18.0	18.0	17.0	20.0	20.0	20.0	20.0
EDR	13.5	12.0	12.0	11.0	14.5	14.5	14.0	14.0	14.5	14.0	14.5	14.0	14.5	14.5	14.0	14.0
LE1M	13.5	12.0	12.0	11.0	17.0	15.5	15.5	14.5	19.5	18.0	18.0	17.0	20.0	20.0	20.0	20.0
LE2M	13.5	12.0	12.0	11.0	17.0	15.5	15.5	14.5	19.5	18.0	18.0	17.0	20.0	20.0	20.0	20.0
HDR4	11.5	11.5	11.5	11.0	11.5	11.5	11.5	11.5	11.5	11.5	11.5	11.5	11.5	11.5	11.5	11.5
HDR8	11.5	11.5	11.5	11.0	11.5	11.5	11.5	11.5	11.5	11.5	11.5	11.5	11.5	11.5	11.5	11.5

This device supports Bluetooth beamforming. SAR measurement is not required for Beamforming when the output power is equal or less than a single chain. Please refer to BT Maximum Output Power.

Bluetooth Measured Results

SAR measurement is not required for the 8PSK, BLE, and HDR. When the secondary mode is $\leq \frac{1}{4}$ dB higher than the primary mode.

Power Mode	Antenna	Mode	Ch #	Freq. (MHz)	Power Mode A (dBm)		Power Mode B (dBm)	
					Meas Pwr	Max Output Pwr	Meas Pwr	Max Output Pwr
Bluetooth P _{low}	ANT3	GFSK	0	2402	12.5	13.5	10.6	12.0
			39	2441	12.4	13.5	10.4	12.0
			78	2480	12.3	13.5	10.3	12.0
	ANT4	GFSK	0	2402	10.7	12.0	9.5	11.0
			39	2441	10.8	12.0	9.8	11.0
			78	2480	10.2	12.0	9.3	11.0
Bluetooth P _{mid}	ANT3	GFSK	0	2402	16.0	17.0	14.1	15.5
			39	2441	16.1	17.0	14.4	15.5
			78	2480	15.6	17.0	14.2	15.5
	ANT4	GFSK	0	2402	14.3	15.5	13.3	14.5
			39	2441	14.5	15.5	13.4	14.5
			78	2480	13.8	15.5	13.0	14.5
Bluetooth P _{high}	ANT3	GFSK	0	2402	18.5	19.5	10.7	18.0
			39	2441	18.3	19.5	16.4	18.0
			78	2480	18.3	19.5	16.4	18.0
	ANT4	GFSK	0	2402	16.3	18.0	15.2	17.0
			39	2441	16.5	18.0	15.3	17.0
			78	2480	16.1	18.0	15.1	17.0
Bluetooth P _{standalone}	ANT3	GFSK	0	2402	19.0	20.0	19.0	20.0
			39	2441	18.8	20.0	18.8	20.0
			78	2480	18.8	20.0	18.8	20.0
	ANT4	GFSK	0	2402	18.8	20.0	18.8	20.0
			39	2441	19.0	20.0	19.0	20.0
			78	2480	18.4	20.0	18.4	20.0

Duty Factor Measured Results

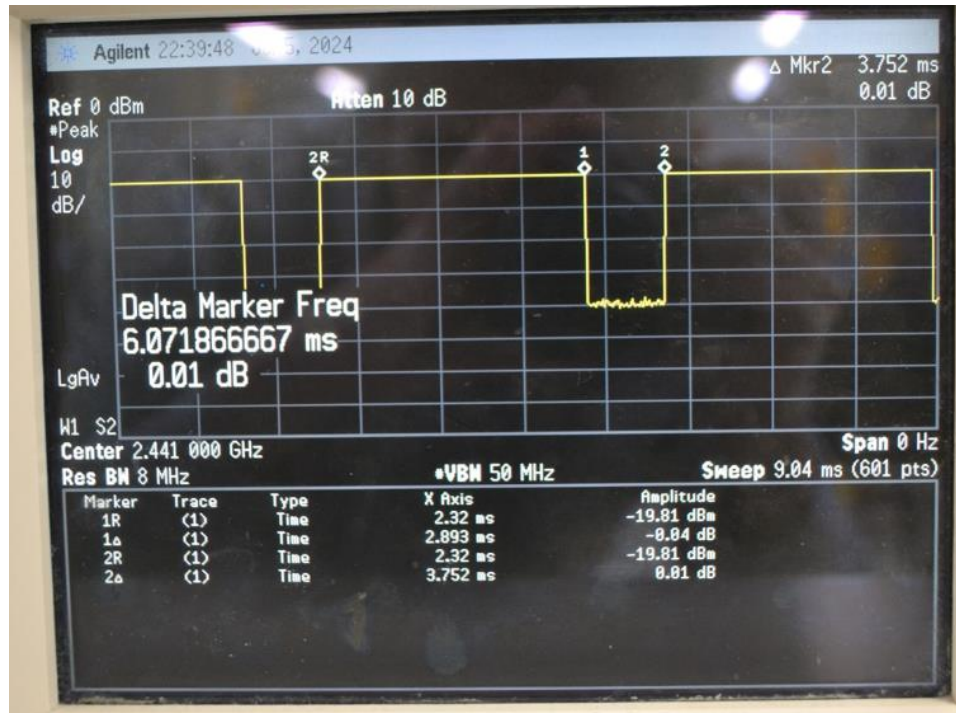
Mode	Type	T on (ms)	Period (ms)	Duty Cycle	Crest Factor (1/duty cycle)
GFSK	DH5	2.893	3.752	77.11%	1.30

Note(s):

Duty Cycle = (T on / period) * 100%

Duty Cycle plots

GFSK



9.11. NB UNII

NB UNII is in 5 GHz bands. This radio operates in the UNII-1 and UNII-3 frequency bands. Modulations include GFSK and $\pi/4$ DQPSK. Bandwidths supported are 1 MHz, 2 MHz, and 4 MHz, with 1 MHz channel separation.

Maximum Output Power for NB UNII (P_{low} , P_{mid} , P_{high} , and $P_{standalone}$)

For NB UNII, there are four use cases:

- NB UNII P_{low} is used when both Wi-Fi and WWAN antennas are active.
- NB UNII P_{mid} is used when Wi-Fi antenna is active and WWAN antenna is inactive. P_{mid} power state occurs during Wi-Fi states 1/2.
- NB UNII P_{high} is used when Wi-Fi antenna is active and WWAN antenna is inactive or with Wi-Fi inactive and WWAN antenna is active. P_{high} power state occurs during Wi-Fi states 3/5.
- NB UNII $P_{standalone}$ is used when Wi-Fi and WWAN antennas are inactive.

Band	Mode	Maximum Output Power (dBm)															
		NB UNII P_{low}				NB UNII P_{mid}				NB UNII P_{high}				NB UNII $P_{standalone}$			
		ANT5		ANT6		ANT5		ANT6		ANT5		ANT6		ANT5		ANT6	
		Mode A	Mode B	Mode A	Mode B	Mode A	Mode B	Mode A	Mode B	Mode A	Mode B	Mode A	Mode B	Mode A	Mode B	Mode A	Mode B
U-NII 1	GFSK	9.0	7.5	10.0	6.5	10.0	10.0	10.0	10.0	10.0	10.0	10.0	10.0	10.0	10.0	10.0	10.0
	HDR4	9.0	7.5	11.5	6.5	11.5	11.0	11.5	10.5	11.5	11.5	11.5	11.5	11.5	11.5	11.5	11.5
	HDR8	9.0	7.5	14.0	6.5	12.5	11.0	14.0	10.5	14.0	13.5	14.0	13.0	14.0	14.0	14.0	14.0
U-NII 3	GFSK	15.5	4.5	15.0	8.0	15.5	8.0	15.5	11.5	15.5	10.5	15.5	14.5	15.5	15.5	15.5	15.5
	HDR4	15.5	4.5	15.0	8.0	15.5	8.0	15.5	11.5	15.5	10.5	15.5	14.5	15.5	15.5	15.5	15.5
	HDR8	15.5	4.5	15.0	8.0	15.5	8.0	15.5	11.5	15.5	10.5	15.5	14.5	15.5	15.5	15.5	15.5

NB UNII Measured Results

SAR measurement is not required for the $\pi/4$ DQPSK. When the secondary mode is $\leq 1/4$ dB higher than the primary mode.

Band	Power Mode	Antenna	Mode	Ch #	Freq. (MHz)	Power Mode A (dBm)		Mode	Power Mode B (dBm)	
						Meas Pwr	Max Output Pwr		Meas Pwr	Max Output Pwr
U-NII 1	NB UNII P _{low}	ANT5	BDR	Low	5162	8.1	9.0	BDR	6.3	7.5
				Mid	5230	8.0	9.0		6.4	7.5
				High	5245	7.9	9.0		6.4	7.5
		ANT6	HDR8	Low	5162	13.0	14.0	BDR	5.2	6.5
				Mid	5230	13.0	14.0		5.3	6.5
				High	5245	13.0	14.0		5.2	6.5
	NB UNII P _{mid}	ANT5	HDR8	Low	5162	11.6	12.5	HDR4	10.0	11.0
				Mid	5230	11.5	12.5		10.0	11.0
				High	5245	11.4	12.5		9.9	11.0
		ANT6	HDR8	Low	5162	13.0	14.0	HDR4	8.5	10.5
				Mid	5230	13.0	14.0		8.7	10.5
				High	5245	13.0	14.0		8.5	10.5
	NB UNII P _{high}	ANT5	HDR8	Low	5162	13.0	14.0	HDR8	13.0	13.5
				Mid	5230	13.0	14.0		13.0	13.5
				High	5245	13.0	14.0		13.0	13.5
		ANT6	HDR8	Low	5162	13.0	14.0	HDR8	11.3	13.0
				Mid	5230	13.0	14.0		11.2	13.0
				High	5245	13.0	14.0		11.2	13.0
	NB UNII P _{standalone}	ANT5	HDR8	Low	5162	13.0	14.0	HDR8	13.0	14.0
				Mid	5230	13.0	14.0		13.0	14.0
				High	5245	13.0	14.0		13.0	14.0
		ANT6	HDR8	Low	5162	13.0	14.0	HDR8	13.0	14.0
				Mid	5230	13.0	14.0		13.0	14.0
				High	5245	13.0	14.0		13.0	14.0

Band	Power Mode	Antenna	Mode	Ch #	Freq. (MHz)	Power Mode A (dBm)		Mode	Power Mode B (dBm)	
						Meas Pwr	Max Output Pwr		Meas Pwr	Max Output Pwr
U-NII 3	NB UNII P _{low}	ANT5	BDR	Low	5733	14.8	15.5	BDR	4.0	4.5
				Mid	5788	14.7	15.5		4.0	4.5
				High	5844	14.6	15.5		3.9	4.5
		ANT6	BDR	Low	5733	14.2	15.0	BDR	7.1	8.0
				Mid	5788	14.1	15.0		7.0	8.0
				High	5844	14.1	15.0		7.0	8.0
	NB UNII P _{mid}	ANT5	BDR	Low	5733	14.8	15.5	BDR	6.7	8.0
				Mid	5788	14.7	15.5		6.6	8.0
				High	5844	14.6	15.5		6.5	8.0
		ANT6	BDR	Low	5733	14.2	15.5	BDR	11.0	11.5
				Mid	5788	14.1	15.5		11.0	11.5
				High	5844	14.1	15.5		11.0	11.5
	NB UNII P _{high}	ANT5	BDR	Low	5733	14.8	15.5	BDR	9.7	10.5
				Mid	5788	14.7	15.5		9.6	10.5
				High	5844	14.6	15.5		9.5	10.5
		ANT6	BDR	Low	5733	14.2	15.5	BDR	14.2	14.5
				Mid	5788	14.1	15.5		14.1	14.5
				High	5844	14.1	15.5		14.1	14.5
	NB UNII P _{standalone}	ANT5	BDR	Low	5733	14.8	15.5	BDR	14.8	15.5
				Mid	5788	14.7	15.5		14.7	15.5
				High	5844	14.6	15.5		14.6	15.5
		ANT6	BDR	Low	5733	14.2	15.5	BDR	14.2	15.5
				Mid	5788	14.1	15.5		14.1	15.5
				High	5844	14.1	15.5		14.1	15.5

Duty Factor Measured Results

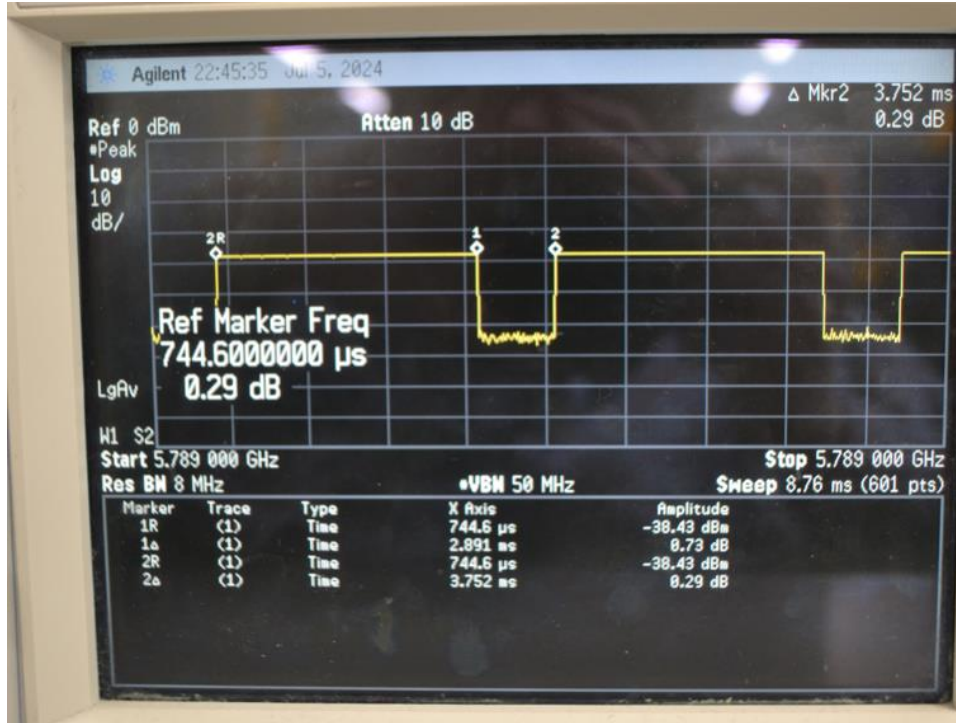
Mode	Type	T on (ms)	Period (ms)	Duty Cycle	Crest Factor (1/duty cycle)
GFSK	DH5	2.891	3.752	77.05%	1.30

Note(s):

Duty Cycle = (T on / period) * 100%

Duty Cycle plots

GFSK



9.12. MSS (Mobile Satellite Service)

This device supports Mobile Satellite Service with Tx over L-Band (1610 – 1626.5 MHz) and Rx over S-Band (2483.5 – 2500 MHz). Radio Astronomy Zone exclusion requirement is implemented by Geo-fencing in Software. Transmit frequency will be changed based on network direction when Astronomy site location is detected.

Maximum Output Power for MSS

Band	Mode	Ch #	Freq. (MHz)	ANT 1 Power Mode B (dBm)		ANT 4 Power Mode B (dBm)	
				Meas Pwr	Max Power	Meas Pwr	Max Power
MSS L-Band	1-PRB SC-FDMA	262316	1610.1	24.3	24.3	24.8	25.8
		262391	1617.6	24.3	24.3	24.7	25.8
		262466	1625.1	24.2	24.3	24.7	25.8

Note(s):

Both ANT 1 and ANT 4 were evaluated for RF Exposure. Per manufacturer, only ANT 4 will be enabled and used for MSS transmissions in production units. ANT 1 will be disabled in production units.

9.13. 802.15.4

802.15.4 in 2.4 GHz band. Modulation O-QPSK is used. 15 channels are available, each with a bandwidth of 2 MHz and a channel separation of 5 MHz, spanning from 2405 MHz to 2475 MHz. The maximum source-based duty cycle is 60%. The firmware calculates the duty cycle of the last transmission, then adjusts IFS to ensure no transmission exceeds 60% duty cycle.

Maximum Output Power for 802.15.4 (P_{low} , P_{mid} , P_{high} , and $P_{standalone}$)

For 802.15.4, there are three use cases:

- 802.15.4 P_{low} is used when both Wi-Fi and WWAN antennas are active.
- 802.15.4 P_{mid} is used when Wi-Fi antenna is active and WWAN antenna is inactive. P_{mid} power state occurs during Wi-Fi states 1/2.
- 802.15.4 P_{high} is used when Wi-Fi antenna is active and WWAN antenna is inactive or with Wi-Fi inactive and WWAN antenna is active. P_{high} power state occurs during Wi-Fi states 3/5.
- 802.15.4 $P_{standalone}$ is used when Wi-Fi and WWAN antennas are inactive.

802.15.4 Measured Results

Power Mode	Antenna	Mode	Ch #	Freq. (MHz)	Power Mode A (dBm)		Power Mode B (dBm)	
					Meas Pwr	Max Output Pwr	Meas Pwr	Max Output Pwr
802.15.4 P_{low}	ANT3	O-QPSK	Low	2405	14.50	15.00	8.80	10.50
			Mid	2440	14.30	15.00	9.00	10.50
			High	2475	14.20	15.00	9.10	10.50
	ANT4	O-QPSK	Low	2405	14.75	14.75	9.78	11.50
			Mid	2440	14.50	14.75	9.58	11.50
			High	2475	14.20	14.75	9.50	11.50
802.15.4 P_{mid}	ANT3	O-QPSK	Low	2405	16.80	18.00	15.50	16.50
			Mid	2440	16.60	18.00	15.30	16.50
			High	2475	16.70	18.00	15.20	16.50
	ANT4	O-QPSK	Low	2405	15.18	16.50	15.01	15.50
			Mid	2440	15.19	16.50	14.75	15.50
			High	2475	15.00	16.50	14.22	15.50
802.15.4 P_{high}	ANT3	O-QPSK	Low	2405	19.20	20.50	17.70	19.00
			Mid	2440	19.00	20.50	18.00	19.00
			High	2475	19.10	20.50	18.10	19.00
	ANT4	O-QPSK	Low	2405	17.96	19.00	17.03	18.00
			Mid	2440	18.35	19.00	16.73	18.00
			High	2475	17.50	19.00	16.54	18.00
802.15.4 $P_{standalone}$	ANT3	O-QPSK	Low	2405	19.20	21.00	19.20	21.00
			Mid	2440	19.00	21.00	19.00	21.00
			High	2475	19.10	21.00	19.10	21.00
	ANT4	O-QPSK	Low	2405	19.20	21.00	19.20	21.00
			Mid	2440	19.21	21.00	19.21	21.00
			High	2475	19.08	21.00	19.08	21.00

Duty Factor Measured Results

Modulation	T on (ms)	Period (ms)	Duty Cycle	Crest Factor (1/duty cycle)
O-QPSK	8.192	8.192	100.00%	1.00

Note(s):

Duty Cycle = (T on / period) * 100%

Duty Cycle plots

O-QPSK



9.14. 802.15.4ab NB

802.15.4ab - NB in UNII-3 band. Modulation O-QPSK is used. 48 channels are available, each with a bandwidth of 2.5 MHz and a channel separation of 2.5 MHz, spanning from 5728.75 MHz to 5846.25 MHz. The maximum source-based duty cycle is 8.9%, which occurs during 1000 kbps connection, with 12 parallel connections.

802.15.4ab NB Measured Results

Antenna	Band	Mode	Ch #	Freq. (MHz)	Power Mode A (dBm)		Power Mode B (dBm)	
					Meas Pwr	Max Output Pwr	Meas Pwr	Max Output Pwr
ANT5	802.15.4ab NB	O-QPSK	Low	5728.75	18.7	19.0	14.5	16.0
			Mid	5786.25	18.5	19.0	14.4	16.0
			High	5846.25	18.5	19.0	14.4	16.0
Antenna	Band	Mode	Ch #	Freq. (MHz)	Power Mode A (dBm)		Power Mode B (dBm)	
ANT6	802.15.4ab NB	O-QPSK	Low	5728.75	18.7	19.0	13.7	15.5
			Mid	5786.25	18.7	19.0	13.8	15.5
			High	5846.25	18.6	19.0	13.5	15.5

Duty Factor Measured Results

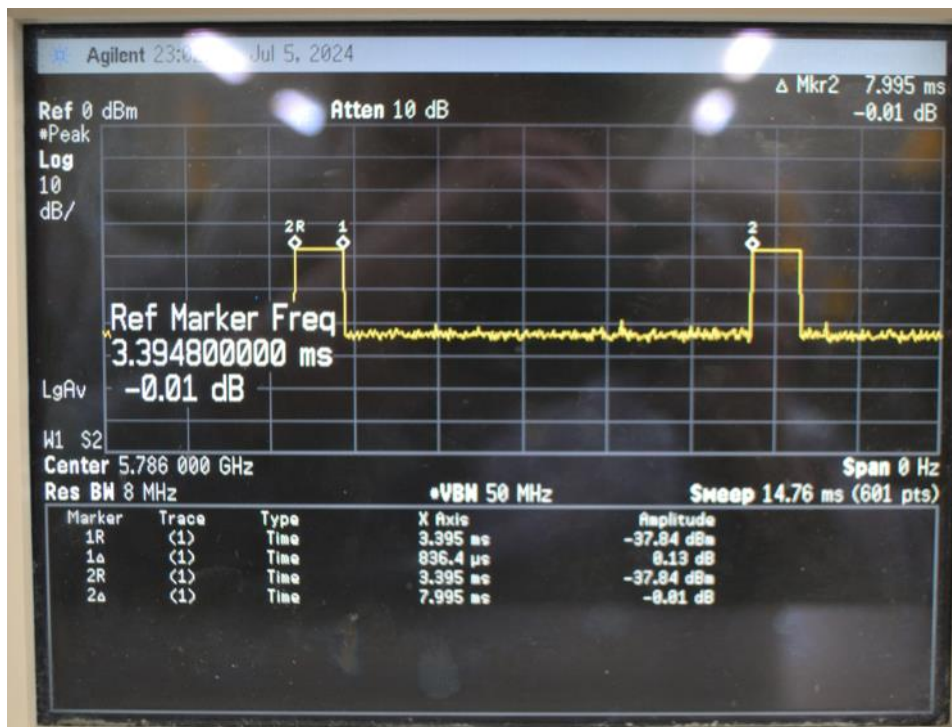
Modulation	Type	T on (ms)	Period (ms)	Duty Cycle	Crest Factor (1/duty cycle)
O-QPSK	Mixed mode	0.8364	7.995	10.46%	9.56

Note(s):

Duty Cycle = (T on / period) * 100%

Duty Cycle plots

O-QPSK



10. Measured and Reported (Scaled) SAR Results

SAR Test Reduction criteria are as follows:

- Reported SAR(W/kg) for WWAN and Bluetooth = Measured SAR *Maximum Output Power Scaling Factor
- Reported SAR(W/kg) for Wi-Fi = Measured SAR * Maximum Output Power scaling factor * Duty Cycle scaling factor
- Duty Cycle scaling factor = 1 / Duty cycle (%)

KDB 447498 D01 General RF Exposure Guidance:

Testing of other required channels within the operating mode of a frequency band is not required when the reported 1-g or 10-g SAR for the mid-band or highest output power channel is:

- ≤ 0.8 W/kg or 2.0 W/kg, for 1-g or 10-g respectively, when the transmission band is ≤ 100 MHz
- ≤ 0.6 W/kg or 1.5 W/kg, for 1-g or 10-g respectively, when the transmission band is between 100 MHz and 200 MHz
- ≤ 0.4 W/kg or 1.0 W/kg, for 1-g or 10-g respectively, when the transmission band is ≥ 200 MHz

KDB 648474 D04 Handset SAR:

With headset attached, when the reported SAR for body-worn accessory, measured without a headset connected to the handset, is > 1.2 W/kg, the highest reported SAR configuration for that wireless mode and frequency band should be repeated for that body-worn accessory with a headset attached to the handset.

KDB 648474 D04 Handset SAR (Phablet Only):

For smart phones, with a display diagonal dimension > 15.0 cm or an overall diagonal dimension > 16.0 cm.

When hotspot mode does not apply, 10-g Extremity SAR is required for all surfaces and edges with an antenna located at ≤ 25 mm from that surface or edge in direct contact with a flat phantom, to address interactive hand use exposure conditions. When hotspot mode applies, 10-g extremity SAR is required only for the surfaces and edges with hotspot mode 1-g reported SAR > 1.2 W/kg; however, when power reduction applies to hotspot mode the measured SAR must be scaled to the maximum output power, including tolerance, allowed for phablet modes to compare with the 1.2 W/kg SAR test reduction threshold.

10-g Extremity SAR testing is not required since all 1-g reported SAR < 1.2 W/kg for hotspot mode.

KDB 941225 D01 SAR test for 3G devices:

When the maximum output power and tune-up tolerance specified for production units in a secondary mode is $\leq \frac{1}{4}$ dB higher than the primary mode or when the highest reported SAR of the primary mode is scaled by the ratio of specified maximum output power and tune-up tolerance of secondary to primary mode and the adjusted SAR is ≤ 1.2 W/kg, SAR measurement is not required for the secondary mode.

KDB 941225 D05 SAR for LTE Devices:

SAR test reduction is applied using the following criteria:

- Start with the largest channel bandwidth and measure SAR for QPSK with 1 RB, and 50% RB allocation, using the RB offset and required test channel combination with the highest maximum output power among RB offsets at the upper edge, middle and lower edge of each required test channel.
- When the reported SAR is > 0.8 W/kg, testing for other Channels is performed at the highest output power level for 1RB, and 50% RB configuration for that channel.
- Testing for 100% RB configuration is performed at the highest output power level for 100% RB configuration across the Low, Mid and High Channel when the highest reported SAR for 1 RB and 50% RB are > 0.8 W/kg. Testing for the remaining required channels is not needed because the reported SAR for 100% RB Allocation < 1.45 W/kg.
- Testing for 16-QAM modulation is not required because the reported SAR for QPSK is < 1.45 W/Kg and its output power is not more than 0.5 dB higher than that of QPSK.
- Testing for the other channel bandwidths is not required because the reported SAR for the highest channel bandwidth is < 1.45 W/Kg and its output power is not more than 0.5 dB higher than that of the highest channel bandwidth.
- For LTE bands that do not support at least three non-overlapping channels in certain channel bandwidths, test the available non-overlapping channels instead. When a device supports overlapping channel assignment in a channel bandwidth configuration, the middle channel of the group of overlapping channels should be selected for testing; therefore, the requirement for H, M and L channels may not fully apply.

KDB 248227 D01 SAR meas for 802.11:

SAR test reduction for 802.11 Wi-Fi transmission mode configurations are considered separately for DSSS and OFDM. An initial test position is determined to reduce the number of tests required for certain exposure configurations with multiple test positions. An initial test configuration is determined for each frequency band and aggregated band according to maximum output power, channel bandwidth, wireless mode configurations and other operating parameters to streamline the measurement requirements. For 2.4 GHz DSSS, either the initial test position or DSSS procedure is applied to reduce the number of SAR tests; these are mutually exclusive. For OFDM, an initial test position is only applicable to next to the ear, UMPC mini-tablet and hotspot mode configurations, which is tested using the initial test configuration to facilitate test reduction. For other exposure conditions with a fixed test position, SAR test reduction is determined using only the initial test configuration.

The multiple test positions require SAR measurements in head, hotspot mode or UMPC mini-tablet configurations may be reduced according to the highest reported SAR determined using the initial test position(s) by applying the DSSS or OFDM SAR measurement procedures in the required wireless mode test configuration(s). The initial test position(s) is measured using the highest measured maximum output power channel in the required wireless mode test configuration(s). When the reported SAR for the initial test position is:

- ≤ 0.4 W/kg, further SAR measurement is not required for the other test positions in that exposure configuration and wireless mode combination within the frequency band or aggregated band. DSSS and OFDM configurations are considered separately according to the required SAR procedures.
- > 0.4 W/kg, SAR is repeated using the same wireless mode test configuration tested in the initial test position to measure the subsequent next closet/smallest test separation distance and maximum coupling test position, on the highest maximum output power channel, until the reported SAR is ≤ 0.8 W/kg or all required test positions are tested.
 - For subsequent test positions with equivalent test separation distance or when exposure is dominated by coupling conditions, the position for maximum coupling condition should be tested.
 - When it is unclear, all equivalent conditions must be tested.
- For all positions/configurations tested using the initial test position and subsequent test positions, when the reported SAR is > 0.8 W/kg, measure the SAR for these positions/configurations on the subsequent next highest measured output power channel(s) until the reported SAR is ≤ 1.2 W/kg or all required test channels are considered.
 - The additional power measurements required for this step should be limited to those necessary for identifying subsequent highest output power channels to apply the test reduction.
- When the specified maximum output power is the same for both UNII 1 and UNII 2A, begin SAR measurements in UNII 2A with the channel with the highest measured output power. If the reported SAR for UNII 2A is ≤ 1.2 W/kg, SAR is not required for UNII 1; otherwise treat the remaining bands separately and test them independently for SAR.
- When the specified maximum output power is different between UNII 1 and UNII 2A, begin SAR with the band that has the higher specified maximum output. If the highest reported SAR for the band with the highest specified power is ≤ 1.2 W/kg, testing for the band with the lower specified output power is not required; otherwise test the remaining bands independently for SAR.

To determine the initial test position, Area Scans were performed to determine the position with the *Maximum Value of SAR (measured)*. The position that produced the highest *Maximum Value of SAR* is considered the worst-case position; thus used as the initial test position.

10.1. GSM850

Antenna(s)	RF Exposure Condition	Mode(s)	Power Mode(s)	Dist. (mm)	Test Position(s)	Channel	Freq. (MHz)	Max Output Pwr (dBm)	Meas. (dBm)	1-g Meas. (W/kg)	1-g Scaled (W/kg)	10-g Meas. (W/kg)	10-g Scaled (W/kg)	Plot No.
ANT 1	Head	GPRS 2 Slots	Mode A	0	Left Cheek	190	836.6	32.5	31.6	0.219	0.269	0.166	0.204	
ANT 1	Head	GPRS 2 Slots	Mode A	0	Left Tilt	190	836.6	32.5	31.6	0.131	0.161	0.102	0.125	
ANT 1	Head	GPRS 2 Slots	Mode A	0	Right Cheek	190	836.6	32.5	31.6	0.247	0.304	0.188	0.231	
ANT 1	Head	GPRS 2 Slots	Mode A	0	Right Tilt	190	836.6	32.5	31.6	0.168	0.207	0.130	0.160	
ANT 1	Body & Hotspot	GPRS 2 Slots	Mode B	5	Back	190	836.6	32.5	31.6	0.431	0.530	0.276	0.340	2
ANT 1	Body & Hotspot	GPRS 2 Slots	Mode B	5	Front	190	836.6	32.5	31.6	0.294	0.362	0.185	0.228	
ANT 1	Hotspot	GPRS 2 Slots	Mode B	5	Edge Right	190	836.6	32.5	31.6	0.580	0.714	0.376	0.463	3
ANT 1	Hotspot	GPRS 2 Slots	Mode B	5	Edge Bottom	190	836.6	32.5	31.6	0.114	0.140	0.053	0.065	
ANT 1	Hotspot	GPRS 2 Slots	Mode B	5	Edge Left	190	836.6	32.5	31.6	0.326	0.401	0.210	0.258	
Antenna(s)	RF Exposure Condition	Mode(s)	Power Mode(s)	Dist. (mm)	Test Position(s)	Channel	Freq. (MHz)	Max Output Pwr (dBm)	Meas. (dBm)	1-g Meas. (W/kg)	1-g Scaled (W/kg)	10-g Meas. (W/kg)	10-g Scaled (W/kg)	Plot No.
ANT 2	Head	GPRS 2 Slots	Mode A	0	Left Cheek	190	836.6	29.8	29.3	0.363	0.412	0.228	0.259	
ANT 2	Head	GPRS 2 Slots	Mode A	0	Left Tilt	190	836.6	29.8	29.3	0.247	0.280	0.146	0.166	
ANT 2	Head	GPRS 2 Slots	Mode A	0	Right Cheek	190	836.6	29.8	29.3	0.398	0.452	0.238	0.270	1
ANT 2	Head	GPRS 2 Slots	Mode A	0	Right Tilt	190	836.6	29.8	29.3	0.283	0.321	0.166	0.188	
ANT 2	Body & Hotspot	GPRS 2 Slots	Mode B	5	Back	190	836.6	31.5	31.0	0.418	0.470	0.246	0.277	
ANT 2	Body & Hotspot	GPRS 2 Slots	Mode B	5	Front	190	836.6	31.5	31.0	0.250	0.281	0.163	0.183	
ANT 2	Hotspot	GPRS 2 Slots	Mode B	5	Edge Top	190	836.6	31.5	31.0	0.170	0.191	0.092	0.103	
ANT 2	Hotspot	GPRS 2 Slots	Mode B	5	Edge Right	190	836.6	31.5	31.0	0.124	0.139	0.081	0.091	
ANT 2	Hotspot	GPRS 2 Slots	Mode B	5	Edge Left	190	836.6	31.5	31.0	0.195	0.219	0.127	0.143	

10.2. GSM1900

Antenna(s)	RF Exposure Condition	Mode(s)	Power Mode(s)	Dist. (mm)	Test Position(s)	Channel	Freq. (MHz)	Max Output Pwr (dBm)	Meas. (dBm)	1-g Meas. (W/kg)	1-g Scaled (W/kg)	10-g Meas. (W/kg)	10-g Scaled (W/kg)	Plot No.
ANT 1	Head	GPRS 2 Slots	Mode A	0	Left Cheek	661	1880	31.0	30.3	0.052	0.061	0.035	0.041	
ANT 1	Head	GPRS 2 Slots	Mode A	0	Left Tilt	661	1880	31.0	30.3	0.056	0.066	0.034	0.040	
ANT 1	Head	GPRS 2 Slots	Mode A	0	Right Cheek	661	1880	31.0	30.3	0.144	0.169	0.091	0.107	
ANT 1	Head	GPRS 2 Slots	Mode A	0	Right Tilt	661	1880	31.0	30.3	0.054	0.063	0.036	0.042	
ANT 1	Body & Hotspot	GPRS 2 Slots	Mode B	5	Back	661	1880	27.7	26.9	0.545	0.655	0.273	0.328	
ANT 1	Body & Hotspot	GPRS 2 Slots	Mode B	5	Front	661	1880	27.7	26.9	0.337	0.405	0.167	0.201	
ANT 1	Hotspot	GPRS 2 Slots	Mode B	5	Edge Right	661	1880	27.7	26.9	0.246	0.296	0.108	0.130	
ANT 1	Hotspot	GPRS 2 Slots	Mode B	5	Edge Bottom	661	1880	27.7	26.9	0.604	0.726	0.285	0.343	
ANT 1	Hotspot	GPRS 2 Slots	Mode B	5	Edge Left	661	1880	27.7	26.9	0.066	0.079	0.036	0.043	
Antenna(s)	RF Exposure Condition	Mode(s)	Power Mode(s)	Dist. (mm)	Test Position(s)	Channel	Freq. (MHz)	Max Output Pwr (dBm)	Meas. (dBm)	1-g Meas. (W/kg)	1-g Scaled (W/kg)	10-g Meas. (W/kg)	10-g Scaled (W/kg)	Plot No.
ANT 2	Head	GPRS 2 Slots	Mode A	0	Left Cheek	661	1880	27.0	25.6	0.291	0.402	0.143	0.197	
ANT 2	Head	GPRS 2 Slots	Mode A	0	Left Tilt	661	1880	27.0	25.6	0.383	0.529	0.185	0.255	
ANT 2	Head	GPRS 2 Slots	Mode A	0	Right Cheek	512	1850.2	27.0	26.0	0.753	0.948	0.377	0.475	
ANT 2	Head	GPRS 2 Slots	Mode A	0	Right Cheek	661	1880	27.0	25.6	0.612	0.845	0.313	0.432	
ANT 2	Head	GPRS 2 Slots	Mode A	0	Right Cheek	810	1909.8	27.0	25.9	0.543	0.700	0.284	0.366	
ANT 2	Head	GPRS 2 Slots	Mode A	0	Right Tilt	512	1850.2	27.0	26.0	0.748	0.942	0.343	0.432	
ANT 2	Head	GPRS 2 Slots	Mode A	0	Right Tilt	661	1880	27.0	25.6	0.689	0.951	0.316	0.436	
ANT 2	Head	GPRS 2 Slots	Mode A	0	Right Tilt	810	1909.8	27.0	25.9	0.541	0.697	0.253	0.326	
ANT 2	Body & Hotspot	GPRS 2 Slots	Mode B	5	Back	661	1880	26.0	25.8	0.545	0.571	0.243	0.254	
ANT 2	Body & Hotspot	GPRS 2 Slots	Mode B	5	Front	661	1880	26.0	25.8	0.385	0.403	0.183	0.192	
ANT 2	Hotspot	GPRS 2 Slots	Mode B	5	Edge Top	661	1880	26.0	25.8	0.692	0.725	0.311	0.326	
ANT 2	Hotspot	GPRS 2 Slots	Mode B	5	Edge Right	661	1880	26.0	25.8	0.015	0.016	0.008	0.008	
ANT 2	Hotspot	GPRS 2 Slots	Mode B	5	Edge Left	661	1880	26.0	25.8	0.352	0.369	0.177	0.185	
Antenna(s)	RF Exposure Condition	Mode(s)	Power Mode(s)	Dist. (mm)	Test Position(s)	Channel	Freq. (MHz)	Max Output Pwr (dBm)	Meas. (dBm)	1-g Meas. (W/kg)	1-g Scaled (W/kg)	10-g Meas. (W/kg)	10-g Scaled (W/kg)	Plot No.
ANT 3	Head	GPRS 2 Slots	Mode A	0	Left Cheek	661	1880	28.8	27.6	0.133	0.175	0.082	0.108	
ANT 3	Head	GPRS 2 Slots	Mode A	0	Left Tilt	661	1880	28.8	27.6	0.085	0.112	0.049	0.065	
ANT 3	Head	GPRS 2 Slots	Mode A	0	Right Cheek	661	1880	28.8	27.6	0.091	0.120	0.053	0.070	
ANT 3	Head	GPRS 2 Slots	Mode A	0	Right Tilt	661	1880	28.8	27.6	0.061	0.080	0.038	0.050	
ANT 3	Body & Hotspot	GPRS 2 Slots	Mode B	5	Back	661	1880	28.2	26.8	0.400	0.556	0.206	0.286	
ANT 3	Body & Hotspot	GPRS 2 Slots	Mode B	5	Front	661	1880	28.2	26.8	0.310	0.431	0.161	0.224	
ANT 3	Hotspot	GPRS 2 Slots	Mode B	5	Edge Bottom	661	1880	28.2	26.8	0.163	0.227	0.087	0.121	
ANT 3	Hotspot	GPRS 2 Slots	Mode B	5	Edge Left	512	1850.2	28.2	26.8	0.533	0.729	0.275	0.376	
ANT 3	Hotspot	GPRS 2 Slots	Mode B	5	Edge Left	661	1880	28.2	26.8	0.597	0.830	0.299	0.416	
ANT 3	Hotspot	GPRS 2 Slots	Mode B	5	Edge Left	810	1909.8	28.2	26.6	0.659	0.944	0.327	0.468	6
Antenna(s)	RF Exposure Condition	Mode(s)	Power Mode(s)	Dist. (mm)	Test Position(s)	Channel	Freq. (MHz)	Max Output Pwr (dBm)	Meas. (dBm)	1-g Meas. (W/kg)	1-g Scaled (W/kg)	10-g Meas. (W/kg)	10-g Scaled (W/kg)	Plot No.
ANT 4	Head	GPRS 2 Slots	Mode A	0	Left Cheek	512	1850.2	27.4	26.6	0.663	0.797	0.344	0.414	
ANT 4	Head	GPRS 2 Slots	Mode A	0	Left Cheek	661	1880	27.4	26.4	0.680	0.856	0.352	0.443	
ANT 4	Head	GPRS 2 Slots	Mode A	0	Left Cheek	810	1909.8	27.4	26.4	0.776	0.977	0.403	0.507	4
ANT 4	Head	GPRS 2 Slots	Mode A	0	Left Tilt	661	1880	27.4	26.4	0.504	0.634	0.240	0.302	
ANT 4	Head	GPRS 2 Slots	Mode A	0	Right Cheek	661	1880	27.4	26.4	0.352	0.443	0.204	0.257	
ANT 4	Head	GPRS 2 Slots	Mode A	0	Right Tilt	661	1880	27.4	26.4	0.224	0.282	0.123	0.155	
ANT 4	Body & Hotspot	GPRS 2 Slots	Mode B	5	Back	661	1880	26.2	25.3	0.585	0.720	0.297	0.365	5
ANT 4	Body & Hotspot	GPRS 2 Slots	Mode B	5	Front	661	1880	26.2	25.3	0.280	0.344	0.142	0.175	
ANT 4	Hotspot	GPRS 2 Slots	Mode B	5	Edge Top	661	1880	26.2	25.3	0.220	0.271	0.096	0.118	
ANT 4	Hotspot	GPRS 2 Slots	Mode B	5	Edge Right	661	1880	26.2	25.3	0.507	0.624	0.242	0.298	

10.3. W-CDMA Band II

Antenna(s)	RF Exposure Condition	Mode(s)	Power Mode(s)	Dist. (mm)	Test Position(s)	Channel	Freq. (MHz)	Max Output Pwr (dBm)	Meas. (dBm)	1-g Meas. (W/kg)	1-g Scaled (W/kg)	10-g Meas. (W/kg)	10-g Scaled (W/kg)	Plot No.
ANT 1	Head	Rel. 99	Mode A	0	Left Cheek	9400	1880	25.7	25.0	0.091	0.107	0.060	0.071	
ANT 1	Head	Rel. 99	Mode A	0	Left Tilt	9400	1880	25.7	25.0	0.099	0.117	0.062	0.073	
ANT 1	Head	Rel. 99	Mode A	0	Right Cheek	9400	1880	25.7	25.0	0.237	0.280	0.151	0.178	
ANT 1	Head	Rel. 99	Mode A	0	Right Tilt	9400	1880	25.7	25.0	0.109	0.129	0.069	0.081	
ANT 1	Body & Hotspot	Rel. 99	Mode B	5	Back	9400	1880	21.5	21.0	0.576	0.642	0.279	0.311	
ANT 1	Body & Hotspot	Rel. 99	Mode B	5	Front	9400	1880	21.5	21.0	0.413	0.460	0.213	0.237	
ANT 1	Hotspot	Rel. 99	Mode B	5	Edge Right	9400	1880	21.5	21.0	0.366	0.408	0.165	0.184	
ANT 1	Hotspot	Rel. 99	Mode B	5	Edge Bottom	9262	1852.4	21.5	21.1	0.904	0.984	0.428	0.466	9
ANT 1	Hotspot	Rel. 99	Mode B	5	Edge Bottom	9400	1880	21.5	21.0	0.779	0.868	0.369	0.411	
ANT 1	Hotspot	Rel. 99	Mode B	5	Edge Bottom	9538	1907.6	21.5	21.2	0.545	0.588	0.259	0.279	
ANT 1	Hotspot	Rel. 99	Mode B	5	Edge Left	9400	1880	21.5	21.0	0.069	0.077	0.038	0.042	
Antenna(s)	RF Exposure Condition	Mode(s)	Power Mode(s)	Dist. (mm)	Test Position(s)	Channel	Freq. (MHz)	Max Output Pwr (dBm)	Meas. (dBm)	1-g Meas. (W/kg)	1-g Scaled (W/kg)	10-g Meas. (W/kg)	10-g Scaled (W/kg)	Plot No.
ANT 2	Head	Rel. 99	Mode A	0	Left Cheek	9400	1880	20.0	18.4	0.218	0.314	0.110	0.159	
ANT 2	Head	Rel. 99	Mode A	0	Left Tilt	9400	1880	20.0	18.4	0.237	0.342	0.113	0.163	
ANT 2	Head	Rel. 99	Mode A	0	Right Cheek	9262	1852.4	20.0	18.4	0.618	0.891	0.315	0.454	
ANT 2	Head	Rel. 99	Mode A	0	Right Cheek	9400	1880	20.0	18.4	0.561	0.809	0.294	0.424	
ANT 2	Head	Rel. 99	Mode A	0	Right Cheek	9538	1907.6	20.0	18.5	0.467	0.663	0.248	0.352	
ANT 2	Head	Rel. 99	Mode A	0	Right Tilt	9400	1880	20.0	18.4	0.521	0.751	0.242	0.349	
ANT 2	Body & Hotspot	Rel. 99	Mode B	5	Back	9400	1880	18.5	17.1	0.383	0.529	0.171	0.236	
ANT 2	Body & Hotspot	Rel. 99	Mode B	5	Front	9400	1880	18.5	17.1	0.312	0.431	0.148	0.204	
ANT 2	Hotspot	Rel. 99	Mode B	5	Edge Top	9400	1880	18.5	17.1	0.473	0.653	0.210	0.290	
ANT 2	Hotspot	Rel. 99	Mode B	5	Edge Right	9400	1880	18.5	17.1	0.003	0.004	0.001	0.001	
ANT 2	Hotspot	Rel. 99	Mode B	5	Edge Left	9400	1880	18.5	17.1	0.256	0.353	0.124	0.171	
Antenna(s)	RF Exposure Condition	Mode(s)	Power Mode(s)	Dist. (mm)	Test Position(s)	Channel	Freq. (MHz)	Max Output Pwr (dBm)	Meas. (dBm)	1-g Meas. (W/kg)	1-g Scaled (W/kg)	10-g Meas. (W/kg)	10-g Scaled (W/kg)	Plot No.
ANT 3	Head	Rel. 99	Mode A	0	Left Cheek	9400	1880	22.3	22.1	0.188	0.195	0.118	0.122	
ANT 3	Head	Rel. 99	Mode A	0	Left Tilt	9400	1880	22.3	22.1	0.108	0.112	0.065	0.067	
ANT 3	Head	Rel. 99	Mode A	0	Right Cheek	9400	1880	22.3	22.1	0.104	0.108	0.067	0.070	
ANT 3	Head	Rel. 99	Mode A	0	Right Tilt	9400	1880	22.3	22.1	0.080	0.083	0.047	0.049	
ANT 3	Body & Hotspot	Rel. 99	Mode B	5	Back	9400	1880	21.9	21.5	0.370	0.403	0.187	0.204	
ANT 3	Body & Hotspot	Rel. 99	Mode B	5	Front	9400	1880	21.9	21.5	0.402	0.438	0.212	0.231	
ANT 3	Hotspot	Rel. 99	Mode B	5	Edge Bottom	9400	1880	21.9	21.5	0.249	0.271	0.133	0.145	
ANT 3	Hotspot	Rel. 99	Mode B	5	Edge Left	9400	1880	21.9	21.5	0.471	0.513	0.244	0.266	
Antenna(s)	RF Exposure Condition	Mode(s)	Power Mode(s)	Dist. (mm)	Test Position(s)	Channel	Freq. (MHz)	Max Output Pwr (dBm)	Meas. (dBm)	1-g Meas. (W/kg)	1-g Scaled (W/kg)	10-g Meas. (W/kg)	10-g Scaled (W/kg)	Plot No.
ANT 4	Head	Rel. 99	Mode A	0	Left Cheek	9262	1852.4	19.9	19.4	0.614	0.691	0.323	0.363	
ANT 4	Head	Rel. 99	Mode A	0	Left Cheek	9400	1880	19.9	19.1	0.758	0.909	0.397	0.476	
ANT 4	Head	Rel. 99	Mode A	0	Left Cheek	9538	1907.6	19.9	19.1	0.789	0.942	0.424	0.506	7
ANT 4	Head	Rel. 99	Mode A	0	Left Tilt	9400	1880	19.9	19.1	0.465	0.558	0.226	0.271	
ANT 4	Head	Rel. 99	Mode A	0	Right Cheek	9400	1880	19.9	19.1	0.214	0.257	0.127	0.152	
ANT 4	Head	Rel. 99	Mode A	0	Right Tilt	9400	1880	19.9	19.1	0.168	0.202	0.092	0.110	
ANT 4	Body & Hotspot	Rel. 99	Mode B	5	Back	9262	1852.4	20.0	20.0	0.667	0.667	0.344	0.344	
ANT 4	Body & Hotspot	Rel. 99	Mode B	5	Back	9400	1880	20.0	19.8	0.827	0.866	0.423	0.443	
ANT 4	Body & Hotspot	Rel. 99	Mode B	5	Back	9538	1907.6	20.0	19.9	0.886	0.917	0.460	0.476	8
ANT 4	Body & Hotspot	Rel. 99	Mode B	5	Front	9400	1880	20.0	19.8	0.395	0.414	0.210	0.220	
ANT 4	Hotspot	Rel. 99	Mode B	5	Edge Top	9400	1880	20.0	19.8	0.312	0.327	0.137	0.143	
ANT 4	Hotspot	Rel. 99	Mode B	5	Edge Right	9400	1880	20.0	19.8	0.717	0.751	0.348	0.364	

10.4. W-CDMA Band IV

Antenna(s)	RF Exposure Condition	Mode(s)	Power Mode(s)	Dist. (mm)	Test Position(s)	Channel	Freq. (MHz)	Max Output Pwr (dBm)	Meas. (dBm)	1-g Meas. (W/kg)	1-g Scaled (W/kg)	10-g Meas. (W/kg)	10-g Scaled (W/kg)	Plot No.
ANT 1	Head	Rel. 99	Mode A	0	Left Cheek	1413	1732.6	25.7	24.0	0.073	0.107	0.049	0.072	
ANT 1	Head	Rel. 99	Mode A	0	Left Tilt	1413	1732.6	25.7	24.0	0.052	0.076	0.033	0.048	
ANT 1	Head	Rel. 99	Mode A	0	Right Cheek	1413	1732.6	25.7	24.0	0.123	0.180	0.081	0.119	
ANT 1	Head	Rel. 99	Mode A	0	Right Tilt	1413	1732.6	25.7	24.0	0.048	0.070	0.030	0.044	
ANT 1	Body & Hotspot	Rel. 99	Mode B	5	Back	1413	1732.6	20.4	19.4	0.465	0.591	0.242	0.307	
ANT 1	Body & Hotspot	Rel. 99	Mode B	5	Front	1413	1732.6	20.4	19.4	0.035	0.044	0.016	0.020	
ANT 1	Hotspot	Rel. 99	Mode B	5	Edge Right	1413	1732.6	20.4	19.4	0.294	0.374	0.132	0.168	
ANT 1	Hotspot	Rel. 99	Mode B	5	Edge Bottom	1312	1712.4	20.4	19.4	0.687	0.859	0.328	0.410	
ANT 1	Hotspot	Rel. 99	Mode B	5	Edge Bottom	1413	1732.6	20.4	19.4	0.700	0.889	0.343	0.436	
ANT 1	Hotspot	Rel. 99	Mode B	5	Edge Bottom	1513	1752.6	20.4	19.3	0.653	0.843	0.311	0.402	
ANT 1	Hotspot	Rel. 99	Mode B	5	Edge Left	1413	1732.6	20.4	19.4	0.019	0.024	0.010	0.013	
Antenna(s)	RF Exposure Condition	Mode(s)	Power Mode(s)	Dist. (mm)	Test Position(s)	Channel	Freq. (MHz)	Max Output Pwr (dBm)	Meas. (dBm)	1-g Meas. (W/kg)	1-g Scaled (W/kg)	10-g Meas. (W/kg)	10-g Scaled (W/kg)	Plot No.
ANT 2	Head	Rel. 99	Mode A	0	Left Cheek	1413	1732.6	18.8	17.9	0.405	0.498	0.191	0.235	
ANT 2	Head	Rel. 99	Mode A	0	Left Tilt	1413	1732.6	18.8	17.9	0.448	0.551	0.227	0.279	
ANT 2	Head	Rel. 99	Mode A	0	Right Cheek	1312	1712.4	18.8	18.0	0.684	0.830	0.326	0.396	
ANT 2	Head	Rel. 99	Mode A	0	Right Cheek	1413	1732.6	18.8	17.9	0.766	0.942	0.361	0.444	10
ANT 2	Head	Rel. 99	Mode A	0	Right Cheek	1513	1752.6	18.8	18.0	0.736	0.885	0.351	0.422	
ANT 2	Head	Rel. 99	Mode A	0	Right Tilt	1312	1712.4	18.8	18.0	0.664	0.806	0.305	0.370	
ANT 2	Head	Rel. 99	Mode A	0	Right Tilt	1413	1732.6	18.8	17.9	0.766	0.942	0.348	0.428	
ANT 2	Head	Rel. 99	Mode A	0	Right Tilt	1513	1752.6	18.8	18.0	0.738	0.887	0.340	0.409	
ANT 2	Body & Hotspot	Rel. 99	Mode B	5	Back	1413	1732.6	18.6	17.4	0.453	0.600	0.224	0.297	
ANT 2	Body & Hotspot	Rel. 99	Mode B	5	Front	1413	1732.6	18.6	17.4	0.397	0.526	0.190	0.252	
ANT 2	Hotspot	Rel. 99	Mode B	5	Edge Top	1312	1712.4	18.6	17.4	0.598	0.781	0.266	0.347	
ANT 2	Hotspot	Rel. 99	Mode B	5	Edge Top	1413	1732.6	18.6	17.4	0.712	0.943	0.319	0.422	
ANT 2	Hotspot	Rel. 99	Mode B	5	Edge Top	1513	1752.6	18.6	17.5	0.740	0.953	0.328	0.423	12
ANT 2	Hotspot	Rel. 99	Mode B	5	Edge Right	1413	1732.6	18.6	17.4	0.010	0.013	0.005	0.007	
ANT 2	Hotspot	Rel. 99	Mode B	5	Edge Left	1413	1732.6	18.6	17.4	0.101	0.134	0.049	0.065	
Antenna(s)	RF Exposure Condition	Mode(s)	Power Mode(s)	Dist. (mm)	Test Position(s)	Channel	Freq. (MHz)	Max Output Pwr (dBm)	Meas. (dBm)	1-g Meas. (W/kg)	1-g Scaled (W/kg)	10-g Meas. (W/kg)	10-g Scaled (W/kg)	Plot No.
ANT 3	Head	Rel. 99	Mode A	0	Left Cheek	1413	1732.6	23.0	22.6	0.164	0.181	0.105	0.116	
ANT 3	Head	Rel. 99	Mode A	0	Left Tilt	1413	1732.6	23.0	22.6	0.089	0.098	0.059	0.065	
ANT 3	Head	Rel. 99	Mode A	0	Right Cheek	1413	1732.6	23.0	22.6	0.071	0.078	0.048	0.053	
ANT 3	Head	Rel. 99	Mode A	0	Right Tilt	1413	1732.6	23.0	22.6	0.082	0.091	0.054	0.060	
ANT 3	Body & Hotspot	Rel. 99	Mode B	5	Back	1312	1712.4	22.9	21.6	0.580	0.784	0.316	0.427	
ANT 3	Body & Hotspot	Rel. 99	Mode B	5	Back	1413	1732.6	22.9	21.5	0.651	0.903	0.348	0.483	11
ANT 3	Body & Hotspot	Rel. 99	Mode B	5	Back	1513	1752.6	22.9	21.7	0.637	0.849	0.343	0.457	
ANT 3	Body & Hotspot	Rel. 99	Mode B	5	Front	1413	1732.6	22.9	21.5	0.513	0.711	0.281	0.390	
ANT 3	Hotspot	Rel. 99	Mode B	5	Edge Bottom	1413	1732.6	22.9	21.5	0.430	0.596	0.234	0.325	
ANT 3	Hotspot	Rel. 99	Mode B	5	Edge Left	1312	1712.4	22.9	21.6	0.575	0.777	0.316	0.427	
ANT 3	Hotspot	Rel. 99	Mode B	5	Edge Left	1413	1732.6	22.9	21.5	0.603	0.836	0.322	0.447	
ANT 3	Hotspot	Rel. 99	Mode B	5	Edge Left	1513	1752.6	22.9	21.7	0.613	0.817	0.328	0.437	
Antenna(s)	RF Exposure Condition	Mode(s)	Power Mode(s)	Dist. (mm)	Test Position(s)	Channel	Freq. (MHz)	Max Output Pwr (dBm)	Meas. (dBm)	1-g Meas. (W/kg)	1-g Scaled (W/kg)	10-g Meas. (W/kg)	10-g Scaled (W/kg)	Plot No.
ANT 4	Head	Rel. 99	Mode A	0	Left Cheek	1413	1732.6	22.6	22.1	0.642	0.717	0.328	0.366	
ANT 4	Head	Rel. 99	Mode A	0	Left Tilt	1413	1732.6	22.6	22.1	0.473	0.528	0.223	0.249	
ANT 4	Head	Rel. 99	Mode A	0	Right Cheek	1413	1732.6	22.6	22.1	0.123	0.137	0.076	0.085	
ANT 4	Head	Rel. 99	Mode A	0	Right Tilt	1413	1732.6	22.6	22.1	0.101	0.113	0.058	0.065	
ANT 4	Body & Hotspot	Rel. 99	Mode B	5	Back	1413	1732.6	23.0	22.3	0.458	0.536	0.240	0.281	
ANT 4	Body & Hotspot	Rel. 99	Mode B	5	Front	1413	1732.6	23.0	22.3	0.225	0.263	0.124	0.145	
ANT 4	Hotspot	Rel. 99	Mode B	5	Edge Top	1413	1732.6	23.0	22.3	0.188	0.220	0.091	0.106	
ANT 4	Hotspot	Rel. 99	Mode B	5	Edge Right	1413	1732.6	23.0	22.3	0.614	0.718	0.308	0.360	

10.5. W-CDMA Band V

Antenna(s)	RF Exposure Condition	Mode(s)	Power Mode(s)	Dist. (mm)	Test Position(s)	Channel	Freq. (MHz)	Max Output Pwr (dBm)	Meas. (dBm)	1-g Meas. (W/kg)	1-g Scaled (W/kg)	10-g Meas. (W/kg)	10-g Scaled (W/kg)	Plot No.
ANT 1	Head	Rel. 99	Mode A	0	Left Cheek	4183	836.6	25.7	25.1	0.186	0.215	0.146	0.169	
ANT 1	Head	Rel. 99	Mode A	0	Left Tilt	4183	836.6	25.7	25.1	0.113	0.131	0.090	0.104	
ANT 1	Head	Rel. 99	Mode A	0	Right Cheek	4183	836.6	25.7	25.1	0.175	0.202	0.137	0.158	
ANT 1	Head	Rel. 99	Mode A	0	Right Tilt	4183	836.6	25.7	25.1	0.112	0.129	0.088	0.102	
ANT 1	Body & Hotspot	Rel. 99	Mode B	5	Back	4183	836.6	25.7	25.1	0.466	0.535	0.313	0.359	
ANT 1	Body & Hotspot	Rel. 99	Mode B	5	Front	4183	836.6	25.7	25.1	0.271	0.311	0.178	0.204	
ANT 1	Hotspot	Rel. 99	Mode B	5	Edge Right	4183	836.6	25.7	25.1	0.473	0.543	0.312	0.358	15
ANT 1	Hotspot	Rel. 99	Mode B	5	Edge Bottom	4183	836.6	25.7	25.1	0.114	0.131	0.059	0.068	
ANT 1	Hotspot	Rel. 99	Mode B	5	Edge Left	4183	836.6	25.7	25.1	0.331	0.380	0.217	0.249	
Antenna(s)	RF Exposure Condition	Mode(s)	Power Mode(s)	Dist. (mm)	Test Position(s)	Channel	Freq. (MHz)	Max Output Pwr (dBm)	Meas. (dBm)	1-g Meas. (W/kg)	1-g Scaled (W/kg)	10-g Meas. (W/kg)	10-g Scaled (W/kg)	Plot No.
ANT 2	Head	Rel. 99	Mode A	0	Left Cheek	4183	836.6	24.5	23.2	0.509	0.687	0.332	0.448	13
ANT 2	Head	Rel. 99	Mode A	0	Left Tilt	4183	836.6	24.5	23.2	0.314	0.424	0.185	0.250	
ANT 2	Head	Rel. 99	Mode A	0	Right Cheek	4183	836.6	24.5	23.2	0.412	0.556	0.286	0.386	
ANT 2	Head	Rel. 99	Mode A	0	Right Tilt	4183	836.6	24.5	23.2	0.318	0.429	0.178	0.240	
ANT 2	Body & Hotspot	Rel. 99	Mode B	5	Back	4183	836.6	25.2	24.6	0.454	0.524	0.281	0.324	14
ANT 2	Body & Hotspot	Rel. 99	Mode B	5	Front	4183	836.6	25.2	24.6	0.258	0.298	0.163	0.188	
ANT 2	Hotspot	Rel. 99	Mode B	5	Edge Top	4183	836.6	25.2	24.6	0.160	0.185	0.086	0.099	
ANT 2	Hotspot	Rel. 99	Mode B	5	Edge Right	4183	836.6	25.2	24.6	0.126	0.145	0.083	0.096	
ANT 2	Hotspot	Rel. 99	Mode B	5	Edge Left	4183	836.6	25.2	24.6	0.217	0.250	0.142	0.164	

10.6. LTE Band 5 (10MHz Bandwidth)

Antenna(s)	RF Exposure Condition	Mode(s)	Power Mode(s)	Dist. (mm)	Test Position(s)	Channel	Freq. (MHz)	RB Allocation	RB Offset	Max Output Pwr (dBm)	Meas. (dBm)	1-g Meas. (W/kg)	1-g Scaled (W/kg)	10-g Meas. (W/kg)	10-g Scaled (W/kg)	Plot No.
ANT 1	Head	QPSK	Mode A	0	Left Cheek	20525	836.5	1	25	25.7	24.9	0.181	0.217	0.136	0.163	
ANT 1	Head	QPSK	Mode A	0	Left Cheek	20525	836.5	25	12	24.7	24.2	0.156	0.174	0.118	0.132	
ANT 1	Head	QPSK	Mode A	0	Left Tilt	20525	836.5	1	25	25.7	24.9	0.107	0.128	0.083	0.100	
ANT 1	Head	QPSK	Mode A	0	Left Tilt	20525	836.5	25	12	24.7	24.2	0.090	0.101	0.069	0.077	
ANT 1	Head	QPSK	Mode A	0	Right Cheek	20525	836.5	1	25	25.7	24.9	0.203	0.243	0.153	0.184	
ANT 1	Head	QPSK	Mode A	0	Right Cheek	20525	836.5	25	12	24.7	24.2	0.173	0.193	0.132	0.147	
ANT 1	Head	QPSK	Mode A	0	Right Tilt	20525	836.5	1	25	25.7	24.9	0.113	0.136	0.086	0.103	
ANT 1	Head	QPSK	Mode A	0	Right Tilt	20525	836.5	25	12	24.7	24.2	0.098	0.109	0.074	0.083	
ANT 1	Body & Hotspot	QPSK	Mode B	5	Back	20525	836.5	1	25	25.7	24.9	0.394	0.473	0.256	0.307	
ANT 1	Body & Hotspot	QPSK	Mode B	5	Back	20525	836.5	25	12	24.7	24.2	0.379	0.423	0.238	0.266	
ANT 1	Body & Hotspot	QPSK	Mode B	5	Front	20525	836.5	1	25	25.7	24.9	0.230	0.276	0.149	0.179	
ANT 1	Body & Hotspot	QPSK	Mode B	5	Front	20525	836.5	25	12	24.7	24.2	0.197	0.220	0.127	0.142	
ANT 1	Hotspot	QPSK	Mode B	5	Edge Right	20525	836.5	1	25	25.7	24.9	0.474	0.569	0.307	0.368	18
ANT 1	Hotspot	QPSK	Mode B	5	Edge Right	20525	836.5	25	12	24.7	24.2	0.410	0.458	0.266	0.297	
ANT 1	Hotspot	QPSK	Mode B	5	Edge Bottom	20525	836.5	1	25	25.7	24.9	0.153	0.184	0.071	0.085	
ANT 1	Hotspot	QPSK	Mode B	5	Edge Bottom	20525	836.5	25	12	24.7	24.2	0.108	0.121	0.054	0.060	
ANT 1	Hotspot	QPSK	Mode B	5	Edge Left	20525	836.5	1	25	25.7	24.9	0.344	0.413	0.218	0.261	
ANT 1	Hotspot	QPSK	Mode B	5	Edge Left	20525	836.5	25	12	24.7	24.2	0.297	0.332	0.188	0.210	

Antenna(s)	RF Exposure Condition	Mode(s)	Power Mode(s)	Dist. (mm)	Test Position(s)	Channel	Freq. (MHz)	RB Allocation	RB Offset	Max Output Pwr (dBm)	Meas. (dBm)	1-g Meas. (W/kg)	1-g Scaled (W/kg)	10-g Meas. (W/kg)	10-g Scaled (W/kg)	Plot No.
ANT 2	Head	QPSK	Mode A	0	Left Cheek	20525	836.5	1	25	24.5	22.8	0.450	0.661	0.273	0.401	
ANT 2	Head	QPSK	Mode A	0	Left Cheek	20525	836.5	25	12	24.2	22.8	0.454	0.627	0.306	0.422	
ANT 2	Head	QPSK	Mode A	0	Left Tilt	20525	836.5	1	25	24.5	22.8	0.313	0.460	0.181	0.266	
ANT 2	Head	QPSK	Mode A	0	Left Tilt	20525	836.5	25	12	24.2	22.8	0.319	0.440	0.180	0.248	
ANT 2	Head	QPSK	Mode A	0	Right Cheek	20525	836.5	1	25	24.5	22.8	0.495	0.727	0.334	0.491	16
ANT 2	Head	QPSK	Mode A	0	Right Cheek	20525	836.5	25	12	24.2	22.8	0.499	0.689	0.336	0.464	
ANT 2	Head	QPSK	Mode A	0	Right Tilt	20525	836.5	1	25	24.5	22.8	0.335	0.492	0.194	0.285	
ANT 2	Head	QPSK	Mode A	0	Right Tilt	20525	836.5	25	12	24.2	22.8	0.342	0.472	0.192	0.265	
ANT 2	Body & Hotspot	QPSK	Mode B	5	Back	20525	836.5	1	25	25.2	24.2	0.515	0.645	0.331	0.415	17
ANT 2	Body & Hotspot	QPSK	Mode B	5	Back	20525	836.5	25	12	24.2	23.5	0.444	0.528	0.285	0.339	
ANT 2	Body & Hotspot	QPSK	Mode B	5	Front	20525	836.5	1	25	25.2	24.2	0.293	0.367	0.174	0.218	
ANT 2	Body & Hotspot	QPSK	Mode B	5	Front	20525	836.5	25	12	24.2	23.5	0.252	0.300	0.150	0.178	
ANT 2	Hotspot	QPSK	Mode B	5	Edge Top	20525	836.5	1	25	25.2	24.2	0.164	0.206	0.087	0.109	
ANT 2	Hotspot	QPSK	Mode B	5	Edge Top	20525	836.5	25	12	24.2	23.5	0.142	0.169	0.075	0.089	
ANT 2	Hotspot	QPSK	Mode B	5	Edge Right	20525	836.5	1	25	25.2	24.2	0.123	0.154	0.080	0.100	
ANT 2	Hotspot	QPSK	Mode B	5	Edge Right	20525	836.5	25	12	24.2	23.5	0.107	0.127	0.069	0.082	
ANT 2	Hotspot	QPSK	Mode B	5	Edge Left	20525	836.5	1	25	25.2	24.2	0.216	0.271	0.140	0.175	
ANT 2	Hotspot	QPSK	Mode B	5	Edge Left	20525	836.5	25	12	24.2	23.5	0.188	0.223	0.122	0.145	

UL CA 5B

Antenna	RF Exposure Conditions	Mode	Power Mode	Dist. (mm)	Test Position(s)	PCC UL				SCC UL				Power (dBm)		1-g SAR (W/kg)		10-g SAR (W/kg)		Plot No.
						Ch #.	Freq. (MHz)	RB Allocation	RB Offset	Ch #.	Freq. (MHz)	RB Allocation	RB Offset	Tune-up limit	Meas.	Meas.	Scaled	Meas.	Scaled	
ANT 1	Head	QPSK	Mode A	0	Right Cheek	20476	831.6	1	49	20575	841.5	1	0	25.70	24.90	0.182	0.219	0.138	0.166	.
	Body & Hotspot	QPSK	Mode B	5	Back	20476	831.6	1	49	20575	841.5	1	0	25.70	24.90	0.446	0.536	0.291	0.350	.
	Hotspot	QPSK	Mode B	5	Edge Right	20476	831.6	1	49	20575	841.5	1	0	25.70	24.90	0.442	0.531	0.284	0.341	.

Antenna	RF Exposure Conditions	Mode	Power Mode	Dist. (mm)	Test Position(s)	PCC UL				SCC UL				Power (dBm)		1-g SAR (W/kg)		10-g SAR (W/kg)		Plot No.
						Ch #.	Freq. (MHz)	RB Allocation	RB Offset	Ch #.	Freq. (MHz)	RB Allocation	RB Offset	Tune-up limit	Meas.	Meas.	Scaled	Meas.	Scaled	
ANT 2	Head	QPSK	Mode A	0	Right Cheek	20476	831.6	1	49	20575	841.5	1	0	24.50	23.70	0.333	0.400	0.219	0.263	.
	Body & Hotspot	QPSK	Mode B	5	Back	20476	831.6	1	49	20575	841.5	1	0	25.20	23.90	0.476	0.642	0.306	0.413	.

Note(s):

PCC RB allocation setting for UL CA has been adjusted based on the worst-case power.

10.7. LTE Band 7 (20MHz Bandwidth)

Antenna(s)	RF Exposure Condition	Mode(s)	Power Mode(s)	Dist. (mm)	Test Position(s)	Channel	Freq. (MHz)	RB Allocation	RB Offset	Max Output Pwr (dBm)	Meas. (dBm)	1-g Meas. (W/kg)	1-g Scaled (W/kg)	10-g Meas. (W/kg)	10-g Scaled (W/kg)	Plot No.
ANT 1	Head	QPSK	Mode A	0	Left Cheek	21100	2535	1	0	24.4	23.7	0.090	0.106	0.051	0.060	
ANT 1	Head	QPSK	Mode A	0	Left Cheek	21100	2535	50	0	24.4	23.8	0.083	0.095	0.046	0.053	
ANT 1	Head	QPSK	Mode A	0	Left Tilt	21100	2535	1	0	24.4	23.7	0.092	0.108	0.048	0.056	
ANT 1	Head	QPSK	Mode A	0	Left Tilt	21100	2535	50	0	24.4	23.8	0.091	0.104	0.047	0.054	
ANT 1	Head	QPSK	Mode A	0	Right Cheek	21100	2535	1	0	24.4	23.7	0.140	0.164	0.077	0.090	
ANT 1	Head	QPSK	Mode A	0	Right Cheek	21100	2535	50	0	24.4	23.8	0.136	0.156	0.075	0.086	
ANT 1	Head	QPSK	Mode A	0	Right Tilt	21100	2535	1	0	24.4	23.7	0.057	0.067	0.029	0.034	
ANT 1	Head	QPSK	Mode A	0	Right Tilt	21100	2535	50	0	24.4	23.8	0.054	0.062	0.030	0.034	
ANT 1	Body & Hotspot	QPSK	Mode B	5	Back	21100	2535	1	0	21.4	20.5	0.562	0.691	0.267	0.328	
ANT 1	Body & Hotspot	QPSK	Mode B	5	Back	21100	2535	50	0	21.4	20.6	0.584	0.702	0.277	0.333	
ANT 1	Body & Hotspot	QPSK	Mode B	5	Front	21100	2535	1	0	21.4	20.5	0.365	0.449	0.168	0.207	
ANT 1	Body & Hotspot	QPSK	Mode B	5	Front	21100	2535	50	0	21.4	20.6	0.367	0.441	0.171	0.206	
ANT 1	Hotspot	QPSK	Mode B	5	Edge Right	20850	2510	1	0	21.4	20.7	0.645	0.758	0.273	0.321	
ANT 1	Hotspot	QPSK	Mode B	5	Edge Right	20850	2510	50	0	21.4	20.8	0.648	0.744	0.275	0.316	
ANT 1	Hotspot	QPSK	Mode B	5	Edge Right	20850	2510	100	0	21.4	20.7	0.620	0.728	0.269	0.316	
ANT 1	Hotspot	QPSK	Mode B	5	Edge Right	21100	2535	1	0	21.4	20.5	0.725	0.892	0.302	0.372	
ANT 1	Hotspot	QPSK	Mode B	5	Edge Right	21100	2535	50	0	21.4	20.6	0.742	0.892	0.310	0.373	
ANT 1	Hotspot	QPSK	Mode B	5	Edge Right	21350	2560	1	0	21.4	20.5	0.720	0.886	0.308	0.379	
ANT 1	Hotspot	QPSK	Mode B	5	Edge Right	21350	2560	50	50	21.4	20.5	0.811	0.998	0.348	0.428	21
ANT 1	Hotspot	QPSK	Mode B	5	Edge Bottom	20850	2510	1	0	21.4	20.7	0.631	0.741	0.249	0.293	
ANT 1	Hotspot	QPSK	Mode B	5	Edge Bottom	20850	2510	50	0	21.4	20.8	0.640	0.735	0.251	0.288	
ANT 1	Hotspot	QPSK	Mode B	5	Edge Bottom	20850	2510	100	0	21.4	20.7	0.637	0.748	0.248	0.291	
ANT 1	Hotspot	QPSK	Mode B	5	Edge Bottom	21100	2535	1	0	21.4	20.5	0.676	0.832	0.266	0.327	
ANT 1	Hotspot	QPSK	Mode B	5	Edge Bottom	21100	2535	50	0	21.4	20.6	0.709	0.852	0.276	0.332	
ANT 1	Hotspot	QPSK	Mode B	5	Edge Bottom	21350	2560	1	0	21.4	20.5	0.668	0.822	0.254	0.312	
ANT 1	Hotspot	QPSK	Mode B	5	Edge Bottom	21350	2560	50	50	21.4	20.5	0.662	0.814	0.252	0.310	
ANT 1	Hotspot	QPSK	Mode B	5	Edge Left	21100	2535	1	0	21.4	20.5	0.019	0.023	0.009	0.011	
ANT 1	Hotspot	QPSK	Mode B	5	Edge Left	21100	2535	50	0	21.4	20.6	0.022	0.026	0.009	0.011	
Antenna(s)	RF Exposure Condition	Mode(s)	Power Mode(s)	Dist. (mm)	Test Position(s)	Channel	Freq. (MHz)	RB Allocation	RB Offset	Max Output Pwr (dBm)	Meas. (dBm)	1-g Meas. (W/kg)	1-g Scaled (W/kg)	10-g Meas. (W/kg)	10-g Scaled (W/kg)	Plot No.
ANT 2	Head	QPSK	Mode A	0	Left Cheek	21100	2535	1	99	20.3	19.7	0.231	0.265	0.098	0.113	
ANT 2	Head	QPSK	Mode A	0	Left Cheek	21100	2535	50	24	20.3	19.7	0.227	0.261	0.097	0.111	
ANT 2	Head	QPSK	Mode A	0	Left Tilt	21100	2535	1	99	20.3	19.7	0.368	0.423	0.149	0.171	
ANT 2	Head	QPSK	Mode A	0	Left Tilt	21100	2535	50	24	20.3	19.7	0.368	0.423	0.150	0.172	
ANT 2	Head	QPSK	Mode A	0	Right Cheek	20850	2510	1	99	20.3	19.7	0.722	0.829	0.310	0.356	
ANT 2	Head	QPSK	Mode A	0	Right Cheek	20850	2510	50	24	20.3	19.8	0.725	0.813	0.313	0.351	
ANT 2	Head	QPSK	Mode A	0	Right Cheek	20850	2510	100	0	20.3	19.7	0.722	0.829	0.311	0.357	
ANT 2	Head	QPSK	Mode A	0	Right Cheek	21100	2535	1	99	20.3	19.7	0.823	0.945	0.355	0.408	
ANT 2	Head	QPSK	Mode A	0	Right Cheek	21100	2535	50	24	20.3	19.7	0.834	0.958	0.361	0.414	
ANT 2	Head	QPSK	Mode A	0	Right Cheek	21350	2560	1	99	20.3	19.7	0.829	0.952	0.357	0.410	
ANT 2	Head	QPSK	Mode A	0	Right Cheek	21350	2560	50	24	20.3	19.7	0.815	0.936	0.355	0.408	
ANT 2	Head	QPSK	Mode A	0	Right Tilt	20850	2510	1	99	20.3	19.7	0.799	0.917	0.305	0.350	
ANT 2	Head	QPSK	Mode A	0	Right Tilt	20850	2510	50	24	20.3	19.8	0.822	0.922	0.313	0.351	
ANT 2	Head	QPSK	Mode A	0	Right Tilt	20850	2510	100	0	20.3	19.7	0.819	0.940	0.312	0.358	
ANT 2	Head	QPSK	Mode A	0	Right Tilt	21100	2535	1	99	20.3	19.7	0.724	0.831	0.278	0.319	
ANT 2	Head	QPSK	Mode A	0	Right Tilt	21100	2535	50	24	20.3	19.7	0.725	0.832	0.281	0.323	
ANT 2	Head	QPSK	Mode A	0	Right Tilt	21350	2560	1	99	20.3	19.7	0.691	0.793	0.267	0.307	
ANT 2	Head	QPSK	Mode A	0	Right Tilt	21350	2560	50	24	20.3	19.7	0.679	0.780	0.263	0.302	
ANT 2	Body & Hotspot	QPSK	Mode B	5	Back	21100	2535	1	99	20.6	19.7	0.498	0.613	0.204	0.251	
ANT 2	Body & Hotspot	QPSK	Mode B	5	Back	21100	2535	50	24	20.6	19.7	0.503	0.619	0.206	0.253	
ANT 2	Body & Hotspot	QPSK	Mode B	5	Front	21100	2535	1	99	20.6	19.7	0.414	0.509	0.183	0.225	
ANT 2	Body & Hotspot	QPSK	Mode B	5	Front	21100	2535	50	24	20.6	19.7	0.422	0.519	0.186	0.229	
ANT 2	Hotspot	QPSK	Mode B	5	Edge Top	21100	2535	1	99	20.6	19.7	0.298	0.367	0.104	0.128	
ANT 2	Hotspot	QPSK	Mode B	5	Edge Top	21100	2535	50	24	20.6	19.7	0.295	0.363	0.103	0.127	
ANT 2	Hotspot	QPSK	Mode B	5	Edge Right	21100	2535	1	99	20.6	19.7	0.046	0.057	0.025	0.031	
ANT 2	Hotspot	QPSK	Mode B	5	Edge Right	21100	2535	50	24	20.6	19.7	0.046	0.057	0.024	0.030	
ANT 2	Hotspot	QPSK	Mode B	5	Edge Left	20850	2510	1	99	20.6	19.7	0.701	0.862	0.311	0.383	
ANT 2	Hotspot	QPSK	Mode B	5	Edge Left	20850	2510	50	24	20.6	19.8	0.706	0.849	0.317	0.381	
ANT 2	Hotspot	QPSK	Mode B	5	Edge Left	21100	2535	1	99	20.6	19.7	0.708	0.871	0.313	0.385	
ANT 2	Hotspot	QPSK	Mode B	5	Edge Left	21100	2535	50	24	20.6	19.7	0.722	0.888	0.319	0.392	
ANT 2	Hotspot	QPSK	Mode B	5	Edge Left	21100	2535	100	0	20.6	19.7	0.718	0.883	0.318	0.391	
ANT 2	Hotspot	QPSK	Mode B	5	Edge Left	21350	2560	1	99	20.6	19.7	0.732	0.901	0.323	0.397	
ANT 2	Hotspot	QPSK	Mode B	5	Edge Left	21350	2560	50	24	20.6	19.7	0.745	0.917	0.329	0.405	

Antenna(s)	RF Exposure Condition	Mode(s)	Power Mode(s)	Dist. (mm)	Test Position(s)	Channel	Freq. (MHz)	RB Allocation	RB Offset	Max Output Pwr (dBm)	Meas. (dBm)	1-g Meas. (W/kg)	1-g Scaled (W/kg)	10-g Meas. (W/kg)	10-g Scaled (W/kg)	Plot No.
ANT 3	Head	QPSK	Mode A	0	Left Cheek	21100	2535	1	0	22.5	21.9	0.291	0.334	0.160	0.184	
ANT 3	Head	QPSK	Mode A	0	Left Cheek	21100	2535	50	0	22.5	21.9	0.295	0.339	0.162	0.186	
ANT 3	Head	QPSK	Mode A	0	Left Tilt	21100	2535	1	0	22.5	21.9	0.103	0.118	0.054	0.062	
ANT 3	Head	QPSK	Mode A	0	Left Tilt	21100	2535	50	0	22.5	21.9	0.079	0.091	0.043	0.049	
ANT 3	Head	QPSK	Mode A	0	Right Cheek	21100	2535	1	0	22.5	21.9	0.158	0.181	0.088	0.101	
ANT 3	Head	QPSK	Mode A	0	Right Cheek	21100	2535	50	0	22.5	21.9	0.157	0.180	0.088	0.101	
ANT 3	Head	QPSK	Mode A	0	Right Tilt	21100	2535	1	0	22.5	21.9	0.166	0.191	0.083	0.095	
ANT 3	Head	QPSK	Mode A	0	Right Tilt	21100	2535	50	0	22.5	21.9	0.164	0.188	0.081	0.093	
ANT 3	Body & Hotspot	QPSK	Mode B	5	Back	21100	2535	1	0	19.3	18.7	0.541	0.621	0.238	0.273	
ANT 3	Body & Hotspot	QPSK	Mode B	5	Back	21100	2535	50	0	19.3	18.7	0.546	0.627	0.240	0.276	
ANT 3	Body & Hotspot	QPSK	Mode B	5	Front	21100	2535	1	0	19.3	18.7	0.439	0.504	0.192	0.220	
ANT 3	Body & Hotspot	QPSK	Mode B	5	Front	21100	2535	50	0	19.3	18.7	0.432	0.496	0.189	0.217	
ANT 3	Hotspot	QPSK	Mode B	5	Edge Bottom	21100	2535	1	0	19.3	18.7	0.406	0.466	0.162	0.186	
ANT 3	Hotspot	QPSK	Mode B	5	Edge Bottom	21100	2535	50	0	19.3	18.7	0.400	0.459	0.159	0.183	
ANT 3	Hotspot	QPSK	Mode B	5	Edge Left	20850	2510	1	49	19.3	18.6	0.722	0.848	0.321	0.377	
ANT 3	Hotspot	QPSK	Mode B	5	Edge Left	20850	2510	50	24	19.3	18.6	0.742	0.872	0.330	0.388	
ANT 3	Hotspot	QPSK	Mode B	5	Edge Left	21100	2535	1	0	19.3	18.7	0.756	0.868	0.337	0.387	
ANT 3	Hotspot	QPSK	Mode B	5	Edge Left	21100	2535	50	0	19.3	18.7	0.772	0.886	0.343	0.394	
ANT 3	Hotspot	QPSK	Mode B	5	Edge Left	21350	2560	1	99	19.3	18.7	0.807	0.927	0.358	0.411	
ANT 3	Hotspot	QPSK	Mode B	5	Edge Left	21350	2560	50	50	19.3	18.8	0.810	0.909	0.362	0.406	
ANT 3	Hotspot	QPSK	Mode B	5	Edge Left	21350	2560	100	0	19.3	18.7	0.778	0.893	0.346	0.397	
Antenna(s)	RF Exposure Condition	Mode(s)	Power Mode(s)	Dist. (mm)	Test Position(s)	Channel	Freq. (MHz)	RB Allocation	RB Offset	Max Output Pwr (dBm)	Meas. (dBm)	1-g Meas. (W/kg)	1-g Scaled (W/kg)	10-g Meas. (W/kg)	10-g Scaled (W/kg)	Plot No.
ANT 4	Head	QPSK	Mode A	0	Left Cheek	20850	2510	1	49	21.1	21.0	0.878	0.898	0.449	0.459	
ANT 4	Head	QPSK	Mode A	0	Left Cheek	20850	2510	50	24	21.1	21.0	0.902	0.923	0.461	0.472	
ANT 4	Head	QPSK	Mode A	0	Left Cheek	20850	2510	100	0	21.1	20.9	0.879	0.920	0.450	0.471	
ANT 4	Head	QPSK	Mode A	0	Left Cheek	21100	2535	1	0	21.1	20.7	0.892	0.978	0.435	0.477	
ANT 4	Head	QPSK	Mode A	0	Left Cheek	21100	2535	50	0	21.1	20.7	0.894	0.980	0.434	0.476	19
ANT 4	Head	QPSK	Mode A	0	Left Cheek	21350	2560	1	49	21.1	20.8	0.876	0.939	0.437	0.468	
ANT 4	Head	QPSK	Mode A	0	Left Cheek	21350	2560	50	50	21.1	20.8	0.819	0.878	0.401	0.430	
ANT 4	Head	QPSK	Mode A	0	Left Tilt	21100	2535	1	0	21.1	20.7	0.497	0.545	0.238	0.261	
ANT 4	Head	QPSK	Mode A	0	Left Tilt	21100	2535	50	0	21.1	20.7	0.507	0.556	0.243	0.266	
ANT 4	Head	QPSK	Mode A	0	Right Cheek	21100	2535	1	0	21.1	20.7	0.241	0.264	0.133	0.146	
ANT 4	Head	QPSK	Mode A	0	Right Cheek	21100	2535	50	0	21.1	20.7	0.239	0.262	0.131	0.144	
ANT 4	Head	QPSK	Mode A	0	Right Tilt	21100	2535	1	0	21.1	20.7	0.152	0.167	0.078	0.086	
ANT 4	Head	QPSK	Mode A	0	Right Tilt	21100	2535	50	0	21.1	20.7	0.151	0.166	0.078	0.086	
ANT 4	Body & Hotspot	QPSK	Mode B	5	Back	21100	2535	1	0	20.6	19.2	0.581	0.784	0.320	0.432	
ANT 4	Body & Hotspot	QPSK	Mode B	5	Back	21100	2535	50	24	20.6	19.1	0.571	0.788	0.313	0.432	20
ANT 4	Body & Hotspot	QPSK	Mode B	5	Front	21100	2535	1	0	20.6	19.2	0.370	0.511	0.183	0.253	
ANT 4	Body & Hotspot	QPSK	Mode B	5	Front	21100	2535	50	24	20.6	19.1	0.364	0.514	0.180	0.254	
ANT 4	Hotspot	QPSK	Mode B	5	Edge Top	21100	2535	1	0	20.6	19.2	0.134	0.185	0.056	0.077	
ANT 4	Hotspot	QPSK	Mode B	5	Edge Top	21100	2535	50	24	20.6	19.1	0.135	0.191	0.057	0.081	
ANT 4	Hotspot	QPSK	Mode B	5	Edge Right	20850	2510	1	49	20.6	19.5	0.676	0.871	0.310	0.399	
ANT 4	Hotspot	QPSK	Mode B	5	Edge Right	20850	2510	50	24	20.6	19.6	0.693	0.872	0.317	0.399	
ANT 4	Hotspot	QPSK	Mode B	5	Edge Right	20850	2510	100	0	20.6	19.5	0.680	0.876	0.311	0.401	
ANT 4	Hotspot	QPSK	Mode B	5	Edge Right	21100	2535	1	0	20.6	19.2	0.660	0.911	0.301	0.415	
ANT 4	Hotspot	QPSK	Mode B	5	Edge Right	21100	2535	50	24	20.6	19.1	0.649	0.917	0.297	0.420	
ANT 4	Hotspot	QPSK	Mode B	5	Edge Right	21350	2560	1	99	20.6	19.3	0.629	0.848	0.289	0.390	
ANT 4	Hotspot	QPSK	Mode B	5	Edge Right	21350	2560	50	50	20.6	19.3	0.644	0.869	0.296	0.399	

UL CA 7C

Antenna	RF Exposure Conditions	Mode	Power Mode	Dist. (mm)	Test Position(s)	PCC UL				SCC UL				Power (dBm)		1-g SAR (W/kg)		10-g SAR (W/kg)		Plot No.
						Ch #.	Freq. (MHz)	RB Allocation	RB Offset	Ch #.	Freq. (MHz)	RB Allocation	RB Offset	Tune-up limit	Meas.	Meas.	Scaled	Meas.	Scaled	
ANT 1	Head	QPSK	Mode A	0	Right Cheek	21001	2525.1	1	99	21199	2544.9	1	0	24.40	23.60	0.158	0.190	0.087	0.105	.
	Body & Hotspot	QPSK	Mode B	5	Back	21152	2540.2	1	99	21350	2560	1	0	21.40	20.60	0.636	0.765	0.296	0.356	.
	Hotspot	QPSK	Mode B	5	Edge Right	21152	2540.2	1	99	21350	2560	1	0	21.40	20.60	0.767	0.922	0.330	0.397	.
ANT 2	Head	QPSK	Mode A	0	Right Cheek	21001	2525.1	1	99	21199	2544.9	1	0	20.30	19.60	0.645	0.758	0.276	0.324	.
	Body & Hotspot	QPSK	Mode B	5	Back	21001	2525.1	1	99	21199	2544.9	1	0	20.60	19.90	0.619	0.727	0.272	0.320	.
	Hotspot	QPSK	Mode B	5	Edge Left	21152	2540.2	1	99	21350	2560	1	0	20.60	19.80	0.773	0.929	0.345	0.415	.
ANT 3	Head	QPSK	Mode A	0	Left Cheek	21001	2525.1	1	99	21199	2544.9	1	0	22.50	22.00	0.255	0.286	0.141	0.158	.
	Body & Hotspot	QPSK	Mode B	5	Back	21152	2540.2	1	99	21350	2560	1	0	19.30	18.80	0.660	0.741	0.293	0.329	.
	Hotspot	QPSK	Mode B	5	Edge Left	21001	2525.1	1	99	21199	2544.9	1	0	19.30	18.80	0.778	0.873	0.349	0.392	.
ANT 4	Head	QPSK	Mode A	0	Left Cheek	21001	2525.1	1	99	21199	2544.9	1	0	21.10	20.20	0.800	0.984	0.397	0.488	.
	Body & Hotspot	QPSK	Mode B	5	Back	21001	2525.1	1	99	21199	2544.9	1	0	20.60	19.70	0.624	0.768	0.329	0.405	.
	Hotspot	QPSK	Mode B	5	Edge Right	21001	2525.1	1	99	21199	2544.9	1	0	20.60	19.70	0.675	0.830	0.307	0.378	.

Note(s):

PCC RB allocation setting for UL CA has been adjusted based on the worst-case power.

10.8. LTE Band 12 (10MHz Bandwidth)

Antenna(s)	RF Exposure Condition	Mode(s)	Power Mode(s)	Dist. (mm)	Test Position(s)	Channel	Freq. (MHz)	RB Allocation	RB Offset	Max Output Pwr (dBm)	Meas. (dBm)	1-g Meas. (W/kg)	1-g Scaled (W/kg)	10-g Meas. (W/kg)	10-g Scaled (W/kg)	Plot No.
ANT 1	Head	QPSK	Mode A	0	Left Cheek	23095	707.5	1	25	25.7	25.0	0.142	0.169	0.110	0.131	
ANT 1	Head	QPSK	Mode A	0	Left Cheek	23095	707.5	25	12	24.7	24.3	0.122	0.133	0.092	0.100	
ANT 1	Head	QPSK	Mode A	0	Left Tilt	23095	707.5	1	25	25.7	25.0	0.094	0.112	0.074	0.088	
ANT 1	Head	QPSK	Mode A	0	Left Tilt	23095	707.5	25	12	24.7	24.3	0.080	0.087	0.063	0.069	
ANT 1	Head	QPSK	Mode A	0	Right Cheek	23095	707.5	1	25	25.7	25.0	0.180	0.214	0.137	0.163	
ANT 1	Head	QPSK	Mode A	0	Right Cheek	23095	707.5	25	12	24.7	24.3	0.154	0.168	0.117	0.127	
ANT 1	Head	QPSK	Mode A	0	Right Tilt	23095	707.5	1	25	25.7	25.0	0.102	0.121	0.081	0.096	
ANT 1	Head	QPSK	Mode A	0	Right Tilt	23095	707.5	25	12	24.7	24.3	0.087	0.095	0.068	0.074	
ANT 1	Body & Hotspot	QPSK	Mode B	5	Back	23095	707.5	1	25	25.7	25.0	0.453	0.538	0.259	0.308	23
ANT 1	Body & Hotspot	QPSK	Mode B	5	Back	23095	707.5	25	12	24.7	24.3	0.373	0.406	0.211	0.230	
ANT 1	Body & Hotspot	QPSK	Mode B	5	Front	23095	707.5	1	25	25.7	25.0	0.288	0.342	0.174	0.207	
ANT 1	Body & Hotspot	QPSK	Mode B	5	Front	23095	707.5	25	12	24.7	24.3	0.233	0.254	0.138	0.150	
ANT 1	Hotspot	QPSK	Mode B	5	Edge Right	23095	707.5	1	25	25.7	25.0	0.702	0.834	0.463	0.550	24
ANT 1	Hotspot	QPSK	Mode B	5	Edge Right	23095	707.5	25	12	24.7	24.3	0.565	0.615	0.374	0.407	
ANT 1	Hotspot	QPSK	Mode B	5	Edge Bottom	23095	707.5	1	25	25.7	25.0	0.305	0.362	0.134	0.159	
ANT 1	Hotspot	QPSK	Mode B	5	Edge Bottom	23095	707.5	25	12	24.7	24.3	0.249	0.271	0.109	0.119	
ANT 1	Hotspot	QPSK	Mode B	5	Edge Left	23095	707.5	1	25	25.7	25.0	0.330	0.392	0.216	0.257	
ANT 1	Hotspot	QPSK	Mode B	5	Edge Left	23095	707.5	25	12	24.7	24.3	0.262	0.285	0.172	0.187	
Antenna(s)	RF Exposure Condition	Mode(s)	Power Mode(s)	Dist. (mm)	Test Position(s)	Channel	Freq. (MHz)	RB Allocation	RB Offset	Max Output Pwr (dBm)	Meas. (dBm)	1-g Meas. (W/kg)	1-g Scaled (W/kg)	10-g Meas. (W/kg)	10-g Scaled (W/kg)	Plot No.
ANT 2	Head	QPSK	Mode A	0	Left Cheek	23095	707.5	1	25	25.2	24.5	0.429	0.504	0.303	0.356	
ANT 2	Head	QPSK	Mode A	0	Left Cheek	23095	707.5	25	12	24.2	23.8	0.325	0.356	0.219	0.240	
ANT 2	Head	QPSK	Mode A	0	Left Tilt	23095	707.5	1	25	25.2	24.5	0.441	0.518	0.236	0.277	
ANT 2	Head	QPSK	Mode A	0	Left Tilt	23095	707.5	25	12	24.2	23.8	0.375	0.411	0.201	0.220	
ANT 2	Head	QPSK	Mode A	0	Right Cheek	23095	707.5	1	25	25.2	24.5	0.589	0.692	0.356	0.418	22
ANT 2	Head	QPSK	Mode A	0	Right Cheek	23095	707.5	25	12	24.2	23.8	0.509	0.558	0.307	0.337	
ANT 2	Head	QPSK	Mode A	0	Right Tilt	23095	707.5	1	25	25.2	24.5	0.551	0.647	0.304	0.357	
ANT 2	Head	QPSK	Mode A	0	Right Tilt	23095	707.5	25	12	24.2	23.8	0.474	0.520	0.264	0.289	
ANT 2	Body & Hotspot	QPSK	Mode B	5	Back	23095	707.5	1	25	25.2	24.5	0.313	0.368	0.207	0.243	
ANT 2	Body & Hotspot	QPSK	Mode B	5	Back	23095	707.5	25	12	24.2	23.8	0.272	0.298	0.179	0.196	
ANT 2	Body & Hotspot	QPSK	Mode B	5	Front	23095	707.5	1	25	25.2	24.5	0.234	0.275	0.139	0.163	
ANT 2	Body & Hotspot	QPSK	Mode B	5	Front	23095	707.5	25	12	24.2	23.8	0.201	0.220	0.119	0.130	
ANT 2	Hotspot	QPSK	Mode B	5	Edge Top	23095	707.5	1	25	25.2	24.5	0.158	0.186	0.077	0.090	
ANT 2	Hotspot	QPSK	Mode B	5	Edge Top	23095	707.5	25	12	24.2	23.8	0.137	0.150	0.067	0.073	
ANT 2	Hotspot	QPSK	Mode B	5	Edge Right	23095	707.5	1	25	25.2	24.5	0.128	0.150	0.084	0.099	
ANT 2	Hotspot	QPSK	Mode B	5	Edge Right	23095	707.5	25	12	24.2	23.8	0.115	0.126	0.076	0.083	
ANT 2	Hotspot	QPSK	Mode B	5	Edge Left	23095	707.5	1	25	25.2	24.5	0.250	0.294	0.135	0.159	
ANT 2	Hotspot	QPSK	Mode B	5	Edge Left	23095	707.5	25	12	24.2	23.8	0.215	0.236	0.116	0.127	

10.9. LTE Band 13 (10MHz Bandwidth)

Antenna(s)	RF Exposure Condition	Mode(s)	Power Mode(s)	Dist. (mm)	Test Position(s)	Channel	Freq. (MHz)	RB Allocation	RB Offset	Max Output Pwr (dBm)	Meas. (dBm)	1-g Meas. (W/kg)	1-g Scaled (W/kg)	10-g Meas. (W/kg)	10-g Scaled (W/kg)	Plot No.
ANT 1	Head	QPSK	Mode A	0	Left Cheek	23230	782	1	25	25.7	25.3	0.162	0.180	0.125	0.139	
ANT 1	Head	QPSK	Mode A	0	Left Cheek	23230	782	25	12	24.7	24.2	0.126	0.141	0.098	0.110	
ANT 1	Head	QPSK	Mode A	0	Left Tilt	23230	782	1	25	25.7	25.3	0.122	0.135	0.095	0.105	
ANT 1	Head	QPSK	Mode A	0	Left Tilt	23230	782	25	12	24.7	24.2	0.095	0.106	0.074	0.083	
ANT 1	Head	QPSK	Mode A	0	Right Cheek	23230	782	1	25	25.7	25.3	0.233	0.258	0.177	0.196	
ANT 1	Head	QPSK	Mode A	0	Right Cheek	23230	782	25	12	24.7	24.2	0.170	0.190	0.130	0.146	
ANT 1	Head	QPSK	Mode A	0	Right Tilt	23230	782	1	25	25.7	25.3	0.126	0.140	0.098	0.109	
ANT 1	Head	QPSK	Mode A	0	Right Tilt	23230	782	25	12	24.7	24.2	0.099	0.111	0.077	0.086	
ANT 1	Body & Hotspot	QPSK	Mode B	5	Back	23230	782	1	25	25.7	25.3	0.583	0.647	0.323	0.358	26
ANT 1	Body & Hotspot	QPSK	Mode B	5	Back	23230	782	25	12	24.7	24.2	0.441	0.494	0.244	0.273	
ANT 1	Body & Hotspot	QPSK	Mode B	5	Front	23230	782	1	25	25.7	25.3	0.342	0.379	0.189	0.210	
ANT 1	Body & Hotspot	QPSK	Mode B	5	Front	23230	782	25	12	24.7	24.2	0.268	0.300	0.150	0.168	
ANT 1	Hotspot	QPSK	Mode B	5	Edge Right	23230	782	1	25	25.7	25.3	0.771	0.855	0.506	0.561	27
ANT 1	Hotspot	QPSK	Mode B	5	Edge Right	23230	782	25	12	24.7	24.2	0.613	0.686	0.401	0.449	
ANT 1	Hotspot	QPSK	Mode B	5	Edge Bottom	23230	782	1	25	25.7	25.3	0.385	0.427	0.168	0.186	
ANT 1	Hotspot	QPSK	Mode B	5	Edge Bottom	23230	782	25	12	24.7	24.2	0.303	0.339	0.132	0.148	
ANT 1	Hotspot	QPSK	Mode B	5	Edge Left	23230	782	1	25	25.7	25.3	0.326	0.362	0.211	0.234	
ANT 1	Hotspot	QPSK	Mode B	5	Edge Left	23230	782	25	12	24.7	24.2	0.260	0.291	0.168	0.188	
Antenna(s)	RF Exposure Condition	Mode(s)	Power Mode(s)	Dist. (mm)	Test Position(s)	Channel	Freq. (MHz)	RB Allocation	RB Offset	Max Output Pwr (dBm)	Meas. (dBm)	1-g Meas. (W/kg)	1-g Scaled (W/kg)	10-g Meas. (W/kg)	10-g Scaled (W/kg)	Plot No.
ANT 2	Head	QPSK	Mode A	0	Left Cheek	23230	782	1	25	24.3	22.8	0.404	0.571	0.267	0.377	
ANT 2	Head	QPSK	Mode A	0	Left Cheek	23230	782	25	12	24.2	22.8	0.400	0.552	0.264	0.364	
ANT 2	Head	QPSK	Mode A	0	Left Tilt	23230	782	1	25	24.3	22.8	0.290	0.410	0.176	0.249	
ANT 2	Head	QPSK	Mode A	0	Left Tilt	23230	782	25	12	24.2	22.8	0.291	0.402	0.178	0.246	
ANT 2	Head	QPSK	Mode A	0	Right Cheek	23230	782	1	25	24.3	22.8	0.618	0.873	0.363	0.513	25
ANT 2	Head	QPSK	Mode A	0	Right Cheek	23230	782	25	12	24.2	22.8	0.614	0.848	0.361	0.498	
ANT 2	Head	QPSK	Mode A	0	Right Cheek	23230	782	50	0	24.2	22.8	0.544	0.751	0.358	0.494	
ANT 2	Head	QPSK	Mode A	0	Right Tilt	23230	782	1	25	24.3	22.8	0.326	0.460	0.179	0.253	
ANT 2	Head	QPSK	Mode A	0	Right Tilt	23230	782	25	12	24.2	22.8	0.325	0.449	0.178	0.246	
ANT 2	Body & Hotspot	QPSK	Mode B	5	Back	23230	782	1	25	25.2	24.3	0.439	0.540	0.279	0.343	
ANT 2	Body & Hotspot	QPSK	Mode B	5	Back	23230	782	25	12	24.2	23.6	0.362	0.416	0.231	0.265	
ANT 2	Body & Hotspot	QPSK	Mode B	5	Front	23230	782	1	25	25.2	24.3	0.219	0.269	0.141	0.173	
ANT 2	Body & Hotspot	QPSK	Mode B	5	Front	23230	782	25	12	24.2	23.6	0.178	0.204	0.117	0.134	
ANT 2	Hotspot	QPSK	Mode B	5	Edge Top	23230	782	1	25	25.2	24.3	0.160	0.197	0.084	0.103	
ANT 2	Hotspot	QPSK	Mode B	5	Edge Top	23230	782	25	12	24.2	23.6	0.132	0.152	0.069	0.079	
ANT 2	Hotspot	QPSK	Mode B	5	Edge Right	23230	782	1	25	25.2	24.3	0.163	0.201	0.106	0.130	
ANT 2	Hotspot	QPSK	Mode B	5	Edge Right	23230	782	25	12	24.2	23.6	0.127	0.146	0.083	0.095	
ANT 2	Hotspot	QPSK	Mode B	5	Edge Left	23230	782	1	25	25.2	24.3	0.309	0.380	0.202	0.249	
ANT 2	Hotspot	QPSK	Mode B	5	Edge Left	23230	782	25	12	24.2	23.6	0.272	0.312	0.178	0.204	

10.10. LTE Band 14 (10MHz Bandwidth)

Antenna(s)	RF Exposure Condition	Mode(s)	Power Mode(s)	Dist. (mm)	Test Position(s)	Channel	Freq. (MHz)	RB Allocation	RB Offset	Max Output Pwr (dBm)	Meas. (dBm)	1-g Meas. (W/kg)	1-g Scaled (W/kg)	10-g Meas. (W/kg)	10-g Scaled (W/kg)	Plot No.
ANT 1	Head	QPSK	Mode A	0	Left Cheek	23330	793	1	25	25.7	24.9	0.167	0.200	0.128	0.153	
ANT 1	Head	QPSK	Mode A	0	Left Cheek	23330	793	25	12	24.7	24.3	0.140	0.154	0.108	0.119	
ANT 1	Head	QPSK	Mode A	0	Left Tilt	23330	793	1	25	25.7	24.9	0.133	0.159	0.102	0.122	
ANT 1	Head	QPSK	Mode A	0	Left Tilt	23330	793	25	12	24.7	24.3	0.101	0.111	0.078	0.086	
ANT 1	Head	QPSK	Mode A	0	Right Cheek	23330	793	1	25	25.7	24.9	0.244	0.292	0.182	0.218	
ANT 1	Head	QPSK	Mode A	0	Right Cheek	23330	793	25	12	24.7	24.3	0.205	0.226	0.154	0.170	
ANT 1	Head	QPSK	Mode A	0	Right Tilt	23330	793	1	25	25.7	24.9	0.130	0.156	0.102	0.122	
ANT 1	Head	QPSK	Mode A	0	Right Tilt	23330	793	25	12	24.7	24.3	0.109	0.120	0.085	0.094	
ANT 1	Body & Hotspot	QPSK	Mode B	5	Back	23330	793	1	25	25.7	24.9	0.557	0.667	0.298	0.357	29
ANT 1	Body & Hotspot	QPSK	Mode B	5	Back	23330	793	25	12	24.7	24.3	0.472	0.520	0.253	0.279	
ANT 1	Body & Hotspot	QPSK	Mode B	5	Front	23330	793	1	25	25.7	24.9	0.342	0.409	0.195	0.233	
ANT 1	Body & Hotspot	QPSK	Mode B	5	Front	23330	793	25	12	24.7	24.3	0.298	0.328	0.169	0.186	
ANT 1	Hotspot	QPSK	Mode B	5	Edge Right	23330	793	1	25	25.7	24.9	0.705	0.844	0.465	0.556	30
ANT 1	Hotspot	QPSK	Mode B	5	Edge Right	23330	793	25	12	24.7	24.3	0.617	0.680	0.406	0.447	
ANT 1	Hotspot	QPSK	Mode B	5	Edge Right	23330	793	50	0	24.7	24.3	0.610	0.672	0.401	0.442	
ANT 1	Hotspot	QPSK	Mode B	5	Edge Bottom	23330	793	1	25	25.7	24.9	0.419	0.501	0.186	0.223	
ANT 1	Hotspot	QPSK	Mode B	5	Edge Bottom	23330	793	25	12	24.7	24.3	0.350	0.386	0.156	0.172	
ANT 1	Hotspot	QPSK	Mode B	5	Edge Left	23330	793	1	25	25.7	24.9	0.270	0.323	0.176	0.211	
ANT 1	Hotspot	QPSK	Mode B	5	Edge Left	23330	793	25	12	24.7	24.3	0.233	0.257	0.152	0.167	
Antenna(s)	RF Exposure Condition	Mode(s)	Power Mode(s)	Dist. (mm)	Test Position(s)	Channel	Freq. (MHz)	RB Allocation	RB Offset	Max Output Pwr (dBm)	Meas. (dBm)	1-g Meas. (W/kg)	1-g Scaled (W/kg)	10-g Meas. (W/kg)	10-g Scaled (W/kg)	Plot No.
ANT 2	Head	QPSK	Mode A	0	Left Cheek	23330	793	1	25	24.3	22.9	0.500	0.690	0.324	0.447	
ANT 2	Head	QPSK	Mode A	0	Left Cheek	23330	793	25	12	24.2	22.9	0.499	0.673	0.323	0.436	
ANT 2	Head	QPSK	Mode A	0	Left Tilt	23330	793	1	25	24.3	22.9	0.361	0.498	0.205	0.283	
ANT 2	Head	QPSK	Mode A	0	Left Tilt	23330	793	25	12	24.2	22.9	0.367	0.495	0.196	0.264	
ANT 2	Head	QPSK	Mode A	0	Right Cheek	23330	793	1	25	24.3	22.9	0.596	0.823	0.368	0.508	
ANT 2	Head	QPSK	Mode A	0	Right Cheek	23330	793	25	12	24.2	22.9	0.593	0.800	0.365	0.492	
ANT 2	Head	QPSK	Mode A	0	Right Cheek	23330	793	50	0	24.2	22.8	0.617	0.852	0.361	0.498	28
ANT 2	Head	QPSK	Mode A	0	Right Tilt	23330	793	1	25	24.3	22.9	0.441	0.609	0.250	0.345	
ANT 2	Head	QPSK	Mode A	0	Right Tilt	23330	793	25	12	24.2	22.9	0.442	0.596	0.250	0.337	
ANT 2	Body & Hotspot	QPSK	Mode B	5	Back	23330	793	1	25	25.2	24.4	0.412	0.495	0.264	0.317	
ANT 2	Body & Hotspot	QPSK	Mode B	5	Back	23330	793	25	12	24.2	23.7	0.352	0.395	0.225	0.252	
ANT 2	Body & Hotspot	QPSK	Mode B	5	Front	23330	793	1	25	25.2	24.4	0.258	0.310	0.168	0.202	
ANT 2	Body & Hotspot	QPSK	Mode B	5	Front	23330	793	25	12	24.2	23.7	0.217	0.243	0.140	0.157	
ANT 2	Hotspot	QPSK	Mode B	5	Edge Top	23330	793	1	25	25.2	24.4	0.157	0.189	0.086	0.103	
ANT 2	Hotspot	QPSK	Mode B	5	Edge Top	23330	793	25	12	24.2	23.7	0.133	0.149	0.072	0.081	
ANT 2	Hotspot	QPSK	Mode B	5	Edge Right	23330	793	1	25	25.2	24.4	0.213	0.256	0.138	0.166	
ANT 2	Hotspot	QPSK	Mode B	5	Edge Right	23330	793	25	12	24.2	23.7	0.180	0.202	0.117	0.131	
ANT 2	Hotspot	QPSK	Mode B	5	Edge Left	23330	793	1	25	25.2	24.4	0.382	0.459	0.250	0.301	
ANT 2	Hotspot	QPSK	Mode B	5	Edge Left	23330	793	25	12	24.2	23.7	0.323	0.362	0.212	0.238	

10.11. LTE Band 25 (20MHz Bandwidth)

Antenna(s)	RF Exposure Condition	Mode(s)	Power Mode(s)	Dist. (mm)	Test Position(s)	Channel	Freq. (MHz)	RB Allocation	RB Offset	Max Output Pwr (dBm)	Meas. (dBm)	1-g Meas. (W/kg)	1-g Scaled (W/kg)	10-g Meas. (W/kg)	10-g Scaled (W/kg)	Plot No.
ANT 1	Head	QPSK	Mode A	0	Left Cheek	26365	1882.5	1	0	25.7	24.7	0.148	0.186	0.100	0.126	
ANT 1	Head	QPSK	Mode A	0	Left Cheek	26365	1882.5	50	24	24.7	24.0	0.121	0.142	0.083	0.098	
ANT 1	Head	QPSK	Mode A	0	Left Tilt	26365	1882.5	1	0	25.7	24.7	0.148	0.186	0.093	0.117	
ANT 1	Head	QPSK	Mode A	0	Left Tilt	26365	1882.5	50	24	24.7	24.0	0.123	0.145	0.078	0.092	
ANT 1	Head	QPSK	Mode A	0	Right Cheek	26365	1882.5	1	0	25.7	24.7	0.248	0.312	0.156	0.196	
ANT 1	Head	QPSK	Mode A	0	Right Cheek	26365	1882.5	50	24	24.7	24.0	0.206	0.242	0.129	0.152	
ANT 1	Head	QPSK	Mode A	0	Right Tilt	26365	1882.5	1	0	25.7	24.7	0.096	0.121	0.067	0.084	
ANT 1	Head	QPSK	Mode A	0	Right Tilt	26365	1882.5	50	24	24.7	24.0	0.084	0.099	0.057	0.067	
ANT 1	Body & Hotspot	QPSK	Mode B	5	Back	26365	1882.5	1	0	21.5	20.6	0.509	0.622	0.260	0.320	
ANT 1	Body & Hotspot	QPSK	Mode B	5	Back	26365	1882.5	50	24	21.5	20.7	0.517	0.626	0.265	0.319	
ANT 1	Body & Hotspot	QPSK	Mode B	5	Front	26365	1882.5	1	0	21.5	20.6	0.374	0.460	0.197	0.242	
ANT 1	Body & Hotspot	QPSK	Mode B	5	Front	26365	1882.5	50	24	21.5	20.7	0.370	0.445	0.194	0.233	
ANT 1	Hotspot	QPSK	Mode B	5	Edge Right	26365	1882.5	1	0	21.5	20.6	0.383	0.471	0.186	0.229	
ANT 1	Hotspot	QPSK	Mode B	5	Edge Right	26365	1882.5	50	24	21.5	20.7	0.395	0.475	0.190	0.228	
ANT 1	Hotspot	QPSK	Mode B	5	Edge Bottom	26140	1860	1	49	21.5	20.6	0.773	0.958	0.369	0.457	
ANT 1	Hotspot	QPSK	Mode B	5	Edge Bottom	26365	1882.5	1	0	21.5	20.6	0.660	0.812	0.314	0.386	
ANT 1	Hotspot	QPSK	Mode B	5	Edge Bottom	26365	1882.5	50	24	21.5	20.7	0.604	0.726	0.287	0.345	
ANT 1	Hotspot	QPSK	Mode B	5	Edge Bottom	26590	1905	1	49	21.5	20.4	0.555	0.713	0.268	0.344	
ANT 1	Hotspot	QPSK	Mode B	5	Edge Left	26365	1882.5	1	0	21.5	20.6	0.035	0.043	0.018	0.022	
ANT 1	Hotspot	QPSK	Mode B	5	Edge Left	26365	1882.5	50	24	21.5	20.7	0.039	0.047	0.021	0.025	
Antenna(s)	RF Exposure Condition	Mode(s)	Power Mode(s)	Dist. (mm)	Test Position(s)	Channel	Freq. (MHz)	RB Allocation	RB Offset	Max Output Pwr (dBm)	Meas. (dBm)	1-g Meas. (W/kg)	1-g Scaled (W/kg)	10-g Meas. (W/kg)	10-g Scaled (W/kg)	Plot No.
ANT 2	Head	QPSK	Mode A	0	Left Cheek	26365	1882.5	1	49	20.0	18.5	0.212	0.299	0.107	0.151	
ANT 2	Head	QPSK	Mode A	0	Left Cheek	26365	1882.5	50	50	20.0	18.5	0.193	0.273	0.098	0.138	
ANT 2	Head	QPSK	Mode A	0	Left Tilt	26365	1882.5	1	49	20.0	18.5	0.240	0.339	0.117	0.165	
ANT 2	Head	QPSK	Mode A	0	Left Tilt	26365	1882.5	50	50	20.0	18.5	0.229	0.323	0.112	0.158	
ANT 2	Head	QPSK	Mode A	0	Right Cheek	26365	1882.5	1	49	20.0	18.5	0.524	0.740	0.272	0.384	
ANT 2	Head	QPSK	Mode A	0	Right Cheek	26365	1882.5	50	50	20.0	18.5	0.517	0.730	0.268	0.379	
ANT 2	Head	QPSK	Mode A	0	Right Tilt	26365	1882.5	1	49	20.0	18.5	0.507	0.716	0.233	0.329	
ANT 2	Head	QPSK	Mode A	0	Right Tilt	26365	1882.5	50	50	20.0	18.5	0.502	0.709	0.232	0.328	
ANT 2	Body & Hotspot	QPSK	Mode B	5	Back	26365	1882.5	1	49	18.5	16.8	0.376	0.556	0.164	0.243	
ANT 2	Body & Hotspot	QPSK	Mode B	5	Back	26365	1882.5	50	50	18.5	17.0	0.377	0.533	0.165	0.233	
ANT 2	Body & Hotspot	QPSK	Mode B	5	Front	26365	1882.5	1	49	18.5	16.8	0.338	0.500	0.163	0.241	
ANT 2	Body & Hotspot	QPSK	Mode B	5	Front	26365	1882.5	50	50	18.5	17.0	0.323	0.456	0.156	0.220	
ANT 2	Hotspot	QPSK	Mode B	5	Edge Top	26365	1882.5	1	49	18.5	16.8	0.455	0.673	0.201	0.297	
ANT 2	Hotspot	QPSK	Mode B	5	Edge Top	26365	1882.5	50	50	18.5	17.0	0.432	0.610	0.190	0.268	
ANT 2	Hotspot	QPSK	Mode B	5	Edge Right	26365	1882.5	1	49	18.5	16.8	0.003	0.004	0.002	0.003	
ANT 2	Hotspot	QPSK	Mode B	5	Edge Right	26365	1882.5	50	50	18.5	17.0	0.002	0.003	0.000	0.000	
ANT 2	Hotspot	QPSK	Mode B	5	Edge Left	26365	1882.5	1	49	18.5	16.8	0.169	0.250	0.082	0.121	
ANT 2	Hotspot	QPSK	Mode B	5	Edge Left	26365	1882.5	50	50	18.5	17.0	0.175	0.247	0.085	0.120	
Antenna(s)	RF Exposure Condition	Mode(s)	Power Mode(s)	Dist. (mm)	Test Position(s)	Channel	Freq. (MHz)	RB Allocation	RB Offset	Max Output Pwr (dBm)	Meas. (dBm)	1-g Meas. (W/kg)	1-g Scaled (W/kg)	10-g Meas. (W/kg)	10-g Scaled (W/kg)	Plot No.
ANT 3	Head	QPSK	Mode A	0	Left Cheek	26365	1882.5	1	49	22.3	21.6	0.286	0.336	0.175	0.206	
ANT 3	Head	QPSK	Mode A	0	Left Cheek	26365	1882.5	50	24	22.3	21.6	0.291	0.342	0.178	0.209	
ANT 3	Head	QPSK	Mode A	0	Left Tilt	26365	1882.5	1	49	22.3	21.6	0.105	0.123	0.063	0.074	
ANT 3	Head	QPSK	Mode A	0	Left Tilt	26365	1882.5	50	24	22.3	21.6	0.107	0.126	0.063	0.074	
ANT 3	Head	QPSK	Mode A	0	Right Cheek	26365	1882.5	1	49	22.3	21.6	0.092	0.108	0.062	0.073	
ANT 3	Head	QPSK	Mode A	0	Right Cheek	26365	1882.5	50	24	22.3	21.6	0.090	0.106	0.060	0.070	
ANT 3	Head	QPSK	Mode A	0	Right Tilt	26365	1882.5	1	49	22.3	21.6	0.058	0.068	0.036	0.042	
ANT 3	Head	QPSK	Mode A	0	Right Tilt	26365	1882.5	50	24	22.3	21.6	0.059	0.069	0.036	0.042	
ANT 3	Body & Hotspot	QPSK	Mode B	5	Back	26365	1882.5	1	0	21.9	20.9	0.527	0.663	0.279	0.351	
ANT 3	Body & Hotspot	QPSK	Mode B	5	Back	26365	1882.5	50	24	21.9	20.9	0.548	0.690	0.290	0.365	
ANT 3	Body & Hotspot	QPSK	Mode B	5	Front	26365	1882.5	1	0	21.9	20.9	0.415	0.522	0.236	0.297	
ANT 3	Body & Hotspot	QPSK	Mode B	5	Front	26365	1882.5	50	24	21.9	20.9	0.416	0.524	0.235	0.296	
ANT 3	Hotspot	QPSK	Mode B	5	Edge Bottom	26365	1882.5	1	0	21.9	20.9	0.128	0.161	0.063	0.079	
ANT 3	Hotspot	QPSK	Mode B	5	Edge Bottom	26365	1882.5	50	24	21.9	20.9	0.133	0.167	0.068	0.086	
ANT 3	Hotspot	QPSK	Mode B	5	Edge Left	26140	1860	1	99	21.9	20.9	0.759	0.956	0.389	0.490	
ANT 3	Hotspot	QPSK	Mode B	5	Edge Left	26140	1860	50	24	21.9	21.0	0.736	0.905	0.365	0.449	
ANT 3	Hotspot	QPSK	Mode B	5	Edge Left	26365	1882.5	1	0	21.9	20.9	0.734	0.924	0.375	0.472	
ANT 3	Hotspot	QPSK	Mode B	5	Edge Left	26365	1882.5	50	24	21.9	20.9	0.760	0.957	0.381	0.480	
ANT 3	Hotspot	QPSK	Mode B	5	Edge Left	26590	1905	1	0	21.9	20.9	0.757	0.953	0.383	0.482	
ANT 3	Hotspot	QPSK	Mode B	5	Edge Left	26590	1905	50	24	21.9	21.0	0.803	0.988	0.402	0.495	33
ANT 3	Hotspot	QPSK	Mode B	5	Edge Left	26590	1905	100	0	21.9	21.1	0.807	0.970	0.407	0.489	

Antenna(s)	RF Exposure Condition	Mode(s)	Power Mode(s)	Dist. (mm)	Test Position(s)	Channel	Freq. (MHz)	RB Allocation	RB Offset	Max Output Pwr (dBm)	Meas. (dBm)	1-g Meas. (W/kg)	1-g Scaled (W/kg)	10-g Meas. (W/kg)	10-g Scaled (W/kg)	Plot No.
ANT 4	Head	QPSK	Mode A	0	Left Cheek	26140	1860	1	0	19.6	18.7	0.573	0.707	0.303	0.374	
ANT 4	Head	QPSK	Mode A	0	Left Cheek	26140	1860	50	24	19.6	18.8	0.620	0.752	0.328	0.398	
ANT 4	Head	QPSK	Mode A	0	Left Cheek	26365	1882.5	1	0	19.6	18.7	0.691	0.852	0.366	0.451	
ANT 4	Head	QPSK	Mode A	0	Left Cheek	26365	1882.5	50	24	19.6	18.7	0.715	0.872	0.383	0.467	31
ANT 4	Head	QPSK	Mode A	0	Left Cheek	26590	1905	1	0	19.6	18.7	0.690	0.845	0.368	0.451	
ANT 4	Head	QPSK	Mode A	0	Left Cheek	26590	1905	50	50	19.6	18.8	0.669	0.802	0.355	0.426	
ANT 4	Head	QPSK	Mode A	0	Left Cheek	26590	1905	100	0	19.6	18.8	0.691	0.840	0.362	0.440	
ANT 4	Head	QPSK	Mode A	0	Left Tilt	26365	1882.5	1	0	19.6	18.7	0.419	0.517	0.210	0.259	
ANT 4	Head	QPSK	Mode A	0	Left Tilt	26365	1882.5	50	24	19.6	18.7	0.449	0.547	0.225	0.274	
ANT 4	Head	QPSK	Mode A	0	Right Cheek	26365	1882.5	1	0	19.6	18.7	0.232	0.286	0.140	0.173	
ANT 4	Head	QPSK	Mode A	0	Right Cheek	26365	1882.5	50	24	19.6	18.7	0.254	0.310	0.152	0.185	
ANT 4	Head	QPSK	Mode A	0	Right Tilt	26365	1882.5	1	0	19.6	18.7	0.172	0.212	0.098	0.121	
ANT 4	Head	QPSK	Mode A	0	Right Tilt	26365	1882.5	50	24	19.6	18.7	0.188	0.229	0.106	0.129	
ANT 4	Body & Hotspot	QPSK	Mode B	5	Back	26140	1860	1	0	20.0	19.4	0.679	0.776	0.352	0.402	
ANT 4	Body & Hotspot	QPSK	Mode B	5	Back	26140	1860	50	24	20.0	19.5	0.740	0.834	0.385	0.434	
ANT 4	Body & Hotspot	QPSK	Mode B	5	Back	26365	1882.5	1	0	20.0	19.4	0.783	0.903	0.397	0.458	
ANT 4	Body & Hotspot	QPSK	Mode B	5	Back	26365	1882.5	50	24	20.0	19.5	0.820	0.926	0.419	0.473	
ANT 4	Body & Hotspot	QPSK	Mode B	5	Back	26365	1882.5	100	0	20.0	19.5	0.875	0.993	0.452	0.513	32
ANT 4	Body & Hotspot	QPSK	Mode B	5	Back	26590	1905	1	0	20.0	19.4	0.641	0.729	0.326	0.371	
ANT 4	Body & Hotspot	QPSK	Mode B	5	Back	26590	1905	50	50	20.0	19.5	0.656	0.731	0.333	0.371	
ANT 4	Body & Hotspot	QPSK	Mode B	5	Front	26365	1882.5	1	0	20.0	19.4	0.313	0.361	0.168	0.194	
ANT 4	Body & Hotspot	QPSK	Mode B	5	Front	26365	1882.5	50	24	20.0	19.5	0.331	0.374	0.177	0.200	
ANT 4	Hotspot	QPSK	Mode B	5	Edge Top	26365	1882.5	1	0	20.0	19.4	0.298	0.344	0.140	0.161	
ANT 4	Hotspot	QPSK	Mode B	5	Edge Top	26365	1882.5	50	24	20.0	19.5	0.288	0.325	0.137	0.155	
ANT 4	Hotspot	QPSK	Mode B	5	Edge Right	26365	1882.5	1	0	20.0	19.4	0.532	0.614	0.267	0.308	
ANT 4	Hotspot	QPSK	Mode B	5	Edge Right	26365	1882.5	50	24	20.0	19.5	0.565	0.638	0.283	0.320	

10.12. LTE Band 26 (10MHz Bandwidth)

Antenna(s)	RF Exposure Condition	Mode(s)	Power Mode(s)	Dist. (mm)	Test Position(s)	Channel	Freq. (MHz)	RB Allocation	RB Offset	Max Output Pwr (dBm)	Meas. (dBm)	1-g Meas. (W/kg)	1-g Scaled (W/kg)	10-g Meas. (W/kg)	10-g Scaled (W/kg)	Plot No.
ANT 1	Head	QPSK	Mode A	0	Left Cheek	26865	831.5	1	0	25.7	24.9	0.182	0.220	0.137	0.166	
ANT 1	Head	QPSK	Mode A	0	Left Cheek	26865	831.5	25	25	24.7	24.1	0.155	0.178	0.117	0.134	
ANT 1	Head	QPSK	Mode A	0	Left Tilt	26865	831.5	1	0	25.7	24.9	0.110	0.133	0.084	0.102	
ANT 1	Head	QPSK	Mode A	0	Left Tilt	26865	831.5	25	25	24.7	24.1	0.092	0.105	0.070	0.080	
ANT 1	Head	QPSK	Mode A	0	Right Cheek	26865	831.5	1	0	25.7	24.9	0.178	0.215	0.135	0.163	
ANT 1	Head	QPSK	Mode A	0	Right Cheek	26865	831.5	25	25	24.7	24.1	0.150	0.172	0.113	0.129	
ANT 1	Head	QPSK	Mode A	0	Right Tilt	26865	831.5	1	0	25.7	24.9	0.133	0.161	0.102	0.123	
ANT 1	Head	QPSK	Mode A	0	Right Tilt	26865	831.5	25	25	24.7	24.1	0.113	0.129	0.087	0.100	
ANT 1	Body & Hotspot	QPSK	Mode B	5	Back	26865	831.5	1	0	25.7	24.9	0.411	0.498	0.225	0.272	35
ANT 1	Body & Hotspot	QPSK	Mode B	5	Back	26865	831.5	25	25	24.7	24.1	0.351	0.402	0.217	0.249	
ANT 1	Body & Hotspot	QPSK	Mode B	5	Front	26865	831.5	1	0	25.7	24.9	0.304	0.368	0.198	0.240	
ANT 1	Body & Hotspot	QPSK	Mode B	5	Front	26865	831.5	25	25	24.7	24.1	0.258	0.296	0.168	0.192	
ANT 1	Hotspot	QPSK	Mode B	5	Edge Right	26865	831.5	1	0	25.7	24.9	0.438	0.530	0.284	0.344	36
ANT 1	Hotspot	QPSK	Mode B	5	Edge Right	26865	831.5	25	25	24.7	24.1	0.383	0.439	0.249	0.285	
ANT 1	Hotspot	QPSK	Mode B	5	Edge Bottom	26865	831.5	1	0	25.7	24.9	0.149	0.180	0.074	0.090	
ANT 1	Hotspot	QPSK	Mode B	5	Edge Bottom	26865	831.5	25	25	24.7	24.1	0.124	0.142	0.061	0.070	
ANT 1	Hotspot	QPSK	Mode B	5	Edge Left	26865	831.5	1	0	25.7	24.9	0.355	0.430	0.229	0.277	
ANT 1	Hotspot	QPSK	Mode B	5	Edge Left	26865	831.5	25	25	24.7	24.1	0.309	0.354	0.198	0.227	
Antenna(s)	RF Exposure Condition	Mode(s)	Power Mode(s)	Dist. (mm)	Test Position(s)	Channel	Freq. (MHz)	RB Allocation	RB Offset	Max Output Pwr (dBm)	Meas. (dBm)	1-g Meas. (W/kg)	1-g Scaled (W/kg)	10-g Meas. (W/kg)	10-g Scaled (W/kg)	Plot No.
ANT 2	Head	QPSK	Mode A	0	Left Cheek	26865	831.5	1	25	24.5	23.1	0.415	0.577	0.290	0.403	
ANT 2	Head	QPSK	Mode A	0	Left Cheek	26865	831.5	25	12	24.2	23.1	0.421	0.540	0.295	0.378	
ANT 2	Head	QPSK	Mode A	0	Left Tilt	26865	831.5	1	25	24.5	23.1	0.290	0.401	0.168	0.232	
ANT 2	Head	QPSK	Mode A	0	Left Tilt	26865	831.5	25	12	24.2	23.1	0.292	0.374	0.168	0.215	
ANT 2	Head	QPSK	Mode A	0	Right Cheek	26865	831.5	1	25	24.5	23.1	0.434	0.600	0.301	0.416	34
ANT 2	Head	QPSK	Mode A	0	Right Cheek	26865	831.5	25	12	24.2	23.1	0.438	0.562	0.305	0.391	
ANT 2	Head	QPSK	Mode A	0	Right Tilt	26865	831.5	1	25	24.5	23.1	0.396	0.548	0.215	0.297	
ANT 2	Head	QPSK	Mode A	0	Right Tilt	26865	831.5	25	12	24.2	23.1	0.403	0.517	0.219	0.281	
ANT 2	Body & Hotspot	QPSK	Mode B	5	Back	26865	831.5	1	25	25.2	24.5	0.229	0.267	0.143	0.167	
ANT 2	Body & Hotspot	QPSK	Mode B	5	Back	26865	831.5	25	12	24.2	23.8	0.194	0.214	0.121	0.134	
ANT 2	Body & Hotspot	QPSK	Mode B	5	Front	26865	831.5	25	12	24.2	23.8	0.249	0.275	0.167	0.184	
ANT 2	Body & Hotspot	QPSK	Mode B	5	Front	26865	831.5	50	0	24.2	23.8	0.215	0.237	0.144	0.159	
ANT 2	Hotspot	QPSK	Mode B	5	Edge Top	26865	831.5	1	25	25.2	24.5	0.181	0.211	0.097	0.113	
ANT 2	Hotspot	QPSK	Mode B	5	Edge Top	26865	831.5	25	12	24.2	23.8	0.153	0.169	0.082	0.091	
ANT 2	Hotspot	QPSK	Mode B	5	Edge Right	26865	831.5	1	25	25.2	24.5	0.170	0.198	0.111	0.130	
ANT 2	Hotspot	QPSK	Mode B	5	Edge Right	26865	831.5	25	12	24.2	23.8	0.145	0.160	0.094	0.104	
ANT 2	Hotspot	QPSK	Mode B	5	Edge Left	26865	831.5	1	25	25.2	24.5	0.257	0.300	0.166	0.194	
ANT 2	Hotspot	QPSK	Mode B	5	Edge Left	26865	831.5	25	12	24.2	23.8	0.220	0.243	0.143	0.158	

10.13. LTE Band 30 (10MHz Bandwidth)

Antenna(s)	RF Exposure Condition	Mode(s)	Power Mode(s)	Dist. (mm)	Test Position(s)	Channel	Freq. (MHz)	RB Allocation	RB Offset	Max Output Pwr (dBm)	Meas. (dBm)	1-g Meas. (W/kg)	1-g Scaled (W/kg)	10-g Meas. (W/kg)	10-g Scaled (W/kg)	Plot No.
ANT 1	Head	QPSK	Mode A	0	Left Cheek	27710	2310	1	0	24.3	23.8	0.097	0.109	0.059	0.066	
ANT 1	Head	QPSK	Mode A	0	Left Cheek	27710	2310	25	12	24.3	23.9	0.099	0.109	0.061	0.067	
ANT 1	Head	QPSK	Mode A	0	Left Tilt	27710	2310	1	0	24.3	23.8	0.085	0.095	0.048	0.054	
ANT 1	Head	QPSK	Mode A	0	Left Tilt	27710	2310	25	12	24.3	23.9	0.085	0.093	0.048	0.053	
ANT 1	Head	QPSK	Mode A	0	Right Cheek	27710	2310	1	0	24.3	23.8	0.224	0.251	0.132	0.148	
ANT 1	Head	QPSK	Mode A	0	Right Cheek	27710	2310	25	12	24.3	23.9	0.221	0.242	0.130	0.143	
ANT 1	Head	QPSK	Mode A	0	Right Tilt	27710	2310	1	0	24.3	23.8	0.082	0.092	0.049	0.055	
ANT 1	Head	QPSK	Mode A	0	Right Tilt	27710	2310	25	12	24.3	23.9	0.082	0.090	0.049	0.054	
ANT 1	Body & Hotspot	QPSK	Mode B	5	Back	27710	2310	1	0	22.0	21.3	0.366	0.430	0.184	0.216	
ANT 1	Body & Hotspot	QPSK	Mode B	5	Back	27710	2310	25	12	22.0	21.3	0.369	0.434	0.185	0.217	
ANT 1	Body & Hotspot	QPSK	Mode B	5	Front	27710	2310	1	0	22.0	21.3	0.283	0.332	0.157	0.184	
ANT 1	Body & Hotspot	QPSK	Mode B	5	Front	27710	2310	25	12	22.0	21.3	0.293	0.344	0.166	0.195	
ANT 1	Hotspot	QPSK	Mode B	5	Edge Right	27710	2310	1	0	22.0	21.3	0.770	0.905	0.335	0.394	
ANT 1	Hotspot	QPSK	Mode B	5	Edge Right	27710	2310	25	12	22.0	21.3	0.794	0.933	0.345	0.405	
ANT 1	Hotspot	QPSK	Mode B	5	Edge Right	27710	2310	50	0	22.0	21.3	0.711	0.835	0.303	0.356	
ANT 1	Hotspot	QPSK	Mode B	5	Edge Bottom	27710	2310	1	0	22.0	21.3	0.750	0.881	0.306	0.360	
ANT 1	Hotspot	QPSK	Mode B	5	Edge Bottom	27710	2310	25	12	22.0	21.3	0.727	0.854	0.297	0.349	
ANT 1	Hotspot	QPSK	Mode B	5	Edge Bottom	27710	2310	50	0	22.0	21.3	0.780	0.916	0.319	0.375	
ANT 1	Hotspot	QPSK	Mode B	5	Edge Left	27710	2310	1	0	22.0	21.3	0.028	0.033	0.015	0.018	
ANT 1	Hotspot	QPSK	Mode B	5	Edge Left	27710	2310	25	12	22.0	21.3	0.028	0.033	0.014	0.016	
ANT 2	Head	QPSK	Mode A	0	Left Cheek	27710	2310	1	0	21.6	20.6	0.188	0.237	0.086	0.108	
ANT 2	Head	QPSK	Mode A	0	Left Cheek	27710	2310	25	0	21.6	20.6	0.192	0.242	0.087	0.110	
ANT 2	Head	QPSK	Mode A	0	Left Tilt	27710	2310	1	0	21.6	20.6	0.260	0.327	0.111	0.140	
ANT 2	Head	QPSK	Mode A	0	Left Tilt	27710	2310	25	0	21.6	20.6	0.267	0.336	0.113	0.142	
ANT 2	Head	QPSK	Mode A	0	Right Cheek	27710	2310	1	0	21.6	20.6	0.696	0.876	0.327	0.412	
ANT 2	Head	QPSK	Mode A	0	Right Cheek	27710	2310	25	0	21.6	20.6	0.717	0.903	0.336	0.423	
ANT 2	Head	QPSK	Mode A	0	Right Cheek	27710	2310	50	0	21.6	20.5	0.657	0.846	0.305	0.393	
ANT 2	Head	QPSK	Mode A	0	Right Tilt	27710	2310	1	0	21.6	20.6	0.546	0.687	0.223	0.281	
ANT 2	Head	QPSK	Mode A	0	Right Tilt	27710	2310	25	0	21.6	20.6	0.553	0.696	0.225	0.283	
ANT 2	Body & Hotspot	QPSK	Mode B	5	Back	27710	2310	1	0	22.1	21.2	0.710	0.873	0.334	0.411	
ANT 2	Body & Hotspot	QPSK	Mode B	5	Back	27710	2310	25	0	22.1	21.2	0.713	0.877	0.336	0.413	38
ANT 2	Body & Hotspot	QPSK	Mode B	5	Back	27710	2310	50	0	22.1	21.1	0.633	0.797	0.303	0.381	
ANT 2	Body & Hotspot	QPSK	Mode B	5	Front	27710	2310	1	0	22.1	21.2	0.480	0.591	0.232	0.285	
ANT 2	Body & Hotspot	QPSK	Mode B	5	Front	27710	2310	25	0	22.1	21.2	0.441	0.543	0.213	0.262	
ANT 2	Hotspot	QPSK	Mode B	5	Edge Top	27710	2310	1	0	22.1	21.2	0.361	0.444	0.156	0.192	
ANT 2	Hotspot	QPSK	Mode B	5	Edge Top	27710	2310	25	0	22.1	21.2	0.334	0.411	0.145	0.178	
ANT 2	Hotspot	QPSK	Mode B	5	Edge Right	27710	2310	1	0	22.1	21.2	0.036	0.044	0.020	0.025	
ANT 2	Hotspot	QPSK	Mode B	5	Edge Right	27710	2310	25	0	22.1	21.2	0.032	0.039	0.018	0.022	
ANT 2	Hotspot	QPSK	Mode B	5	Edge Left	27710	2310	1	0	22.1	21.2	0.463	0.570	0.222	0.273	
ANT 2	Hotspot	QPSK	Mode B	5	Edge Left	27710	2310	25	0	22.1	21.2	0.431	0.530	0.209	0.257	
ANT 3	Head	QPSK	Mode A	0	Left Cheek	27710	2310	1	0	23.7	22.7	0.445	0.564	0.258	0.327	
ANT 3	Head	QPSK	Mode A	0	Left Cheek	27710	2310	25	12	23.7	22.7	0.388	0.484	0.226	0.282	
ANT 3	Head	QPSK	Mode A	0	Left Tilt	27710	2310	1	0	23.7	22.7	0.168	0.213	0.094	0.119	
ANT 3	Head	QPSK	Mode A	0	Left Tilt	27710	2310	25	12	23.7	22.7	0.145	0.181	0.082	0.102	
ANT 3	Head	QPSK	Mode A	0	Right Cheek	27710	2310	1	0	23.7	22.7	0.211	0.267	0.127	0.161	
ANT 3	Head	QPSK	Mode A	0	Right Cheek	27710	2310	25	12	23.7	22.7	0.183	0.228	0.110	0.137	
ANT 3	Head	QPSK	Mode A	0	Right Tilt	27710	2310	1	0	23.7	22.7	0.219	0.278	0.126	0.160	
ANT 3	Head	QPSK	Mode A	0	Right Tilt	27710	2310	25	12	23.7	22.7	0.185	0.231	0.106	0.132	
ANT 3	Body & Hotspot	QPSK	Mode B	5	Back	27710	2310	1	0	21.0	19.1	0.395	0.612	0.197	0.305	
ANT 3	Body & Hotspot	QPSK	Mode B	5	Back	27710	2310	25	12	21.0	19.2	0.409	0.619	0.203	0.307	
ANT 3	Body & Hotspot	QPSK	Mode B	5	Front	27710	2310	1	0	21.0	19.1	0.284	0.440	0.142	0.220	
ANT 3	Body & Hotspot	QPSK	Mode B	5	Front	27710	2310	25	12	21.0	19.2	0.299	0.453	0.149	0.226	
ANT 3	Hotspot	QPSK	Mode B	5	Edge Bottom	27710	2310	1	0	21.0	19.1	0.081	0.125	0.039	0.060	
ANT 3	Hotspot	QPSK	Mode B	5	Edge Bottom	27710	2310	25	12	21.0	19.2	0.091	0.138	0.045	0.068	
ANT 3	Hotspot	QPSK	Mode B	5	Edge Left	27710	2310	1	0	21.0	19.1	0.562	0.870	0.256	0.396	
ANT 3	Hotspot	QPSK	Mode B	5	Edge Left	27710	2310	25	12	21.0	19.2	0.579	0.876	0.264	0.400	
ANT 3	Hotspot	QPSK	Mode B	5	Edge Left	27710	2310	50	0	21.0	19.1	0.610	0.945	0.286	0.443	
ANT 4	Head	QPSK	Mode A	0	Left Cheek	27710	2310	1	25	20.4	20.1	0.917	0.983	0.436	0.467	
ANT 4	Head	QPSK	Mode A	0	Left Cheek	27710	2310	25	0	20.4	20.1	0.901	0.965	0.428	0.459	
ANT 4	Head	QPSK	Mode A	0	Left Cheek	27710	2310	50	0	20.4	20.0	0.910	0.998	0.432	0.474	37
ANT 4	Head	QPSK	Mode A	0	Left Tilt	27710	2310	1	25	20.4	20.1	0.333	0.357	0.170	0.182	
ANT 4	Head	QPSK	Mode A	0	Left Tilt	27710	2310	25	0	20.4	20.1	0.327	0.350	0.166	0.178	
ANT 4	Head	QPSK	Mode A	0	Right Cheek	27710	2310	1	25	20.4	20.1	0.251	0.269	0.144	0.154	
ANT 4	Head	QPSK	Mode A	0	Right Cheek	27710	2310	25	0	20.4	20.1	0.243	0.260	0.140	0.150	
ANT 4	Head	QPSK	Mode A	0	Right Tilt	27710	2310	1	25	20.4	20.1	0.137	0.147	0.080	0.086	
ANT 4	Head	QPSK	Mode A	0	Right Tilt	27710	2310	25	0	20.4	20.1	0.137	0.147	0.079	0.085	
ANT 4	Body & Hotspot	QPSK	Mode B	5	Back	27710	2310	1	0	19.9	19.4	0.573	0.643	0.314	0.352	
ANT 4	Body & Hotspot	QPSK	Mode B	5	Back	27710	2310	25	12	19.9	19.4	0.590	0.662	0.325	0.365	
ANT 4	Body & Hotspot	QPSK	Mode B	5	Front	27710	2310	1	0	19.9	19.4	0.347	0.389	0.180	0.202	
ANT 4	Body & Hotspot	QPSK	Mode B	5	Front	27710	2310	25	12	19.9	19.4	0.355	0.398	0.184	0.206	
ANT 4	Hotspot	QPSK	Mode B	5	Edge Top	27710	2310	1	0	19.9	19.4	0.098	0.110	0.046	0.052	
ANT 4	Hotspot	QPSK	Mode B	5	Edge Top	27710	2310	25	12	19.9	19.4	0.120	0.135	0.052	0.058	
ANT 4	Hotspot	QPSK	Mode B	5	Edge Right	27710	2310	1	0	19.9	19.4	0.862	0.967	0.385	0.432	
ANT 4	Hotspot	QPSK	Mode B	5	Edge Right	27710	2310	25	12	19.9	19.4	0.867	0.973	0.388	0.435	
ANT 4	Hotspot	QPSK	Mode B	5	Edge Right	27710	2310	50	0	19.9	19.3	0.868	0.997	0.389	0.447	39

10.14. LTE Band 41 PC3 (20MHz Bandwidth)

Antenna(s)	RF Exposure Condition	Mode(s)	Power Mode(s)	Dist. (mm)	Test Position(s)	Channel	Freq. (MHz)	RB Allocation	RB Offset	Max Output Pwr (dBm)	Meas. (dBm)	1-g Meas. (W/kg)	1-g Scaled (W/kg)	10-g Meas. (W/kg)	10-g Scaled (W/kg)	Plot No.
ANT 1	Head	QPSK	Mode A	0	Left Cheek	40620	2593	1	0	25.7	24.8	0.070	0.086	0.039	0.048	
ANT 1	Head	QPSK	Mode A	0	Left Cheek	40620	2593	50	0	24.7	24.1	0.064	0.073	0.035	0.040	
ANT 1	Head	QPSK	Mode A	0	Left Tilt	40620	2593	1	0	25.7	24.8	0.072	0.089	0.036	0.044	
ANT 1	Head	QPSK	Mode A	0	Left Tilt	40620	2593	50	0	24.7	24.1	0.059	0.068	0.029	0.033	
ANT 1	Head	QPSK	Mode A	0	Right Cheek	40620	2593	1	0	25.7	24.8	0.156	0.192	0.084	0.103	
ANT 1	Head	QPSK	Mode A	0	Right Cheek	40620	2593	50	0	24.7	24.1	0.139	0.160	0.074	0.085	
ANT 1	Head	QPSK	Mode A	0	Right Tilt	40620	2593	1	0	25.7	24.8	0.111	0.137	0.056	0.069	
ANT 1	Head	QPSK	Mode A	0	Right Tilt	40620	2593	50	0	24.7	24.1	0.099	0.114	0.049	0.056	
ANT 1	Body & Hotspot	QPSK	Mode B	5	Back	40620	2593	1	0	21.7	21.0	0.536	0.630	0.231	0.271	
ANT 1	Body & Hotspot	QPSK	Mode B	5	Back	40620	2593	50	0	21.7	21.0	0.541	0.636	0.233	0.274	
ANT 1	Body & Hotspot	QPSK	Mode B	5	Front	40620	2593	1	0	21.7	21.0	0.297	0.349	0.130	0.153	
ANT 1	Body & Hotspot	QPSK	Mode B	5	Front	40620	2593	50	0	21.7	21.0	0.301	0.354	0.133	0.156	
ANT 1	Hotspot	QPSK	Mode B	5	Edge Right	40620	2593	1	0	21.7	21.0	0.670	0.787	0.280	0.329	
ANT 1	Hotspot	QPSK	Mode B	5	Edge Right	40620	2593	50	0	21.7	21.0	0.680	0.799	0.284	0.334	
ANT 1	Hotspot	QPSK	Mode B	5	Edge Bottom	40620	2593	1	0	21.7	21.0	0.391	0.459	0.143	0.168	
ANT 1	Hotspot	QPSK	Mode B	5	Edge Bottom	40620	2593	50	0	21.7	21.0	0.385	0.452	0.142	0.167	
ANT 1	Hotspot	QPSK	Mode B	5	Edge Left	40620	2593	1	0	21.7	21.0	0.034	0.040	0.014	0.016	
ANT 1	Hotspot	QPSK	Mode B	5	Edge Left	40620	2593	50	0	21.7	21.0	0.041	0.048	0.017	0.020	
Antenna(s)	RF Exposure Condition	Mode(s)	Power Mode(s)	Dist. (mm)	Test Position(s)	Channel	Freq. (MHz)	RB Allocation	RB Offset	Max Output Pwr (dBm)	Meas. (dBm)	1-g Meas. (W/kg)	1-g Scaled (W/kg)	10-g Meas. (W/kg)	10-g Scaled (W/kg)	Plot No.
ANT 2	Head	QPSK	Mode A	0	Left Cheek	40620	2593	1	99	21.9	20.2	0.207	0.306	0.082	0.121	
ANT 2	Head	QPSK	Mode A	0	Left Cheek	40620	2593	50	0	21.9	20.1	0.195	0.295	0.078	0.118	
ANT 2	Head	QPSK	Mode A	0	Left Tilt	40620	2593	1	99	21.9	20.2	0.256	0.379	0.098	0.145	
ANT 2	Head	QPSK	Mode A	0	Left Tilt	40620	2593	50	0	21.9	20.1	0.240	0.363	0.092	0.139	
ANT 2	Head	QPSK	Mode A	0	Right Cheek	39750	2506	1	49	21.9	20.2	0.402	0.595	0.185	0.274	
ANT 2	Head	QPSK	Mode A	0	Right Cheek	39750	2506	50	0	21.9	20.2	0.404	0.598	0.185	0.274	
ANT 2	Head	QPSK	Mode A	0	Right Cheek	39750	2506	100	0	21.9	20.2	0.419	0.620	0.184	0.272	
ANT 2	Head	QPSK	Mode A	0	Right Cheek	40185	2549.5	1	99	21.9	20.1	0.518	0.784	0.224	0.339	
ANT 2	Head	QPSK	Mode A	0	Right Cheek	40185	2549.5	50	24	21.9	20.1	0.511	0.773	0.221	0.334	
ANT 2	Head	QPSK	Mode A	0	Right Cheek	40620	2593	1	99	21.9	20.2	0.563	0.833	0.235	0.348	
ANT 2	Head	QPSK	Mode A	0	Right Cheek	40620	2593	50	0	21.9	20.1	0.569	0.861	0.237	0.359	
ANT 2	Head	QPSK	Mode A	0	Right Cheek	41055	2636.5	1	99	21.9	20.1	0.649	0.982	0.266	0.403	
ANT 2	Head	QPSK	Mode A	0	Right Cheek	41055	2636.5	50	24	21.9	20.1	0.650	0.984	0.268	0.406	40
ANT 2	Head	QPSK	Mode A	0	Right Cheek	41490	2680	1	99	21.9	20.1	0.650	0.984	0.259	0.392	
ANT 2	Head	QPSK	Mode A	0	Right Cheek	41490	2680	50	24	21.9	20.1	0.643	0.973	0.258	0.390	
ANT 2	Head	QPSK	Mode A	0	Right Tilt	40620	2593	1	99	21.9	20.2	0.539	0.797	0.205	0.303	
ANT 2	Head	QPSK	Mode A	0	Right Tilt	40620	2593	50	0	21.9	20.1	0.523	0.792	0.200	0.303	
ANT 2	Body & Hotspot	QPSK	Mode B	5	Back	39750	2506	1	49	22.7	21.9	0.617	0.742	0.263	0.316	
ANT 2	Body & Hotspot	QPSK	Mode B	5	Back	39750	2506	50	0	22.7	21.9	0.611	0.735	0.260	0.313	
ANT 2	Body & Hotspot	QPSK	Mode B	5	Back	40185	2549.5	1	99	22.7	21.8	0.677	0.833	0.282	0.347	
ANT 2	Body & Hotspot	QPSK	Mode B	5	Back	40185	2549.5	50	24	22.7	21.9	0.675	0.812	0.281	0.338	
ANT 2	Body & Hotspot	QPSK	Mode B	5	Back	40620	2593	1	99	22.7	22.0	0.756	0.888	0.312	0.367	
ANT 2	Body & Hotspot	QPSK	Mode B	5	Back	40620	2593	50	0	22.7	21.9	0.738	0.887	0.304	0.365	
ANT 2	Body & Hotspot	QPSK	Mode B	5	Back	40620	2593	100	0	22.7	21.8	0.786	0.967	0.323	0.397	
ANT 2	Body & Hotspot	QPSK	Mode B	5	Back	41055	2636.5	1	99	22.7	21.8	0.791	0.973	0.320	0.394	
ANT 2	Body & Hotspot	QPSK	Mode B	5	Back	41055	2636.5	50	24	22.7	21.8	0.786	0.967	0.318	0.391	
ANT 2	Body & Hotspot	QPSK	Mode B	5	Back	41490	2680	1	99	22.7	21.9	0.817	0.982	0.333	0.400	
ANT 2	Body & Hotspot	QPSK	Mode B	5	Back	41490	2680	50	24	22.7	21.8	0.806	0.992	0.328	0.404	41
ANT 2	Body & Hotspot	QPSK	Mode B	5	Front	40620	2593	1	99	22.7	22.0	0.498	0.585	0.211	0.248	
ANT 2	Body & Hotspot	QPSK	Mode B	5	Front	40620	2593	50	0	22.7	21.9	0.481	0.578	0.205	0.246	
ANT 2	Hotspot	QPSK	Mode B	5	Edge Top	40620	2593	1	99	22.7	22.0	0.322	0.378	0.129	0.152	
ANT 2	Hotspot	QPSK	Mode B	5	Edge Top	40620	2593	50	0	22.7	21.9	0.292	0.351	0.103	0.124	
ANT 2	Hotspot	QPSK	Mode B	5	Edge Right	40620	2593	1	99	22.7	22.0	0.037	0.043	0.019	0.022	
ANT 2	Hotspot	QPSK	Mode B	5	Edge Right	40620	2593	50	0	22.7	21.9	0.034	0.041	0.018	0.022	
ANT 2	Hotspot	QPSK	Mode B	5	Edge Left	40620	2593	1	99	22.7	22.0	0.598	0.703	0.271	0.318	
ANT 2	Hotspot	QPSK	Mode B	5	Edge Left	40620	2593	50	0	22.7	21.9	0.584	0.702	0.260	0.313	

Antenna(s)	RF Exposure Condition	Mode(s)	Power Mode(s)	Dist. (mm)	Test Position(s)	Channel	Freq. (MHz)	RB Allocation	RB Offset	Max Output Pwr (dBm)	Meas. (dBm)	1-g Meas. (W/kg)	1-g Scaled (W/kg)	10-g Meas. (W/kg)	10-g Scaled (W/kg)	Plot No.
ANT 3	Head	QPSK	Mode A	0	Left Cheek	40620	2593	1	0	24.0	23.1	0.324	0.399	0.175	0.215	
ANT 3	Head	QPSK	Mode A	0	Left Cheek	40620	2593	50	0	24.0	23.1	0.328	0.404	0.177	0.218	
ANT 3	Head	QPSK	Mode A	0	Left Tilt	40620	2593	1	0	24.0	23.1	0.091	0.112	0.047	0.058	
ANT 3	Head	QPSK	Mode A	0	Left Tilt	40620	2593	50	0	24.0	23.1	0.094	0.116	0.048	0.059	
ANT 3	Head	QPSK	Mode A	0	Right Cheek	40620	2593	1	0	24.0	23.1	0.130	0.160	0.072	0.089	
ANT 3	Head	QPSK	Mode A	0	Right Cheek	40620	2593	50	0	24.0	23.1	0.133	0.164	0.073	0.090	
ANT 3	Head	QPSK	Mode A	0	Right Tilt	40620	2593	1	0	24.0	23.1	0.139	0.171	0.067	0.082	
ANT 3	Head	QPSK	Mode A	0	Right Tilt	40620	2593	50	0	24.0	23.1	0.143	0.176	0.069	0.085	
ANT 3	Body & Hotspot	QPSK	Mode B	5	Back	40620	2593	1	0	21.3	21.0	0.605	0.648	0.282	0.302	
ANT 3	Body & Hotspot	QPSK	Mode B	5	Back	40620	2593	50	0	21.3	21.0	0.603	0.646	0.281	0.301	
ANT 3	Body & Hotspot	QPSK	Mode B	5	Front	40620	2593	1	0	21.3	21.0	0.362	0.388	0.173	0.185	
ANT 3	Body & Hotspot	QPSK	Mode B	5	Front	40620	2593	50	0	21.3	21.0	0.362	0.388	0.175	0.188	
ANT 3	Hotspot	QPSK	Mode B	5	Edge Bottom	40620	2593	1	0	21.3	21.0	0.252	0.270	0.103	0.110	
ANT 3	Hotspot	QPSK	Mode B	5	Edge Bottom	40620	2593	50	0	21.3	21.0	0.252	0.270	0.103	0.110	
ANT 3	Hotspot	QPSK	Mode B	5	Edge Left	39750	2506	1	99	21.3	21.2	0.771	0.789	0.345	0.353	
ANT 3	Hotspot	QPSK	Mode B	5	Edge Left	39750	2506	50	50	21.3	21.2	0.754	0.772	0.337	0.345	
ANT 3	Hotspot	QPSK	Mode B	5	Edge Left	40185	2549.5	1	49	21.3	21.1	0.791	0.828	0.352	0.369	
ANT 3	Hotspot	QPSK	Mode B	5	Edge Left	40185	2549.5	50	24	21.3	21.2	0.802	0.821	0.358	0.366	
ANT 3	Hotspot	QPSK	Mode B	5	Edge Left	40185	2549.5	100	0	21.3	21.2	0.801	0.820	0.357	0.365	
ANT 3	Hotspot	QPSK	Mode B	5	Edge Left	40620	2593	1	0	21.3	21.0	0.740	0.793	0.330	0.354	
ANT 3	Hotspot	QPSK	Mode B	5	Edge Left	40620	2593	50	0	21.3	21.0	0.736	0.789	0.328	0.351	
ANT 3	Hotspot	QPSK	Mode B	5	Edge Left	41055	2636.5	1	0	21.3	20.7	0.819	0.940	0.359	0.412	
ANT 3	Hotspot	QPSK	Mode B	5	Edge Left	41055	2636.5	50	0	21.3	20.7	0.821	0.943	0.359	0.412	
ANT 3	Hotspot	QPSK	Mode B	5	Edge Left	41490	2680	1	99	21.3	20.5	0.814	0.979	0.353	0.424	
ANT 3	Hotspot	QPSK	Mode B	5	Edge Left	41490	2680	50	24	21.3	20.6	0.834	0.980	0.362	0.425	42
Antenna(s)	RF Exposure Condition	Mode(s)	Power Mode(s)	Dist. (mm)	Test Position(s)	Channel	Freq. (MHz)	RB Allocation	RB Offset	Max Output Pwr (dBm)	Meas. (dBm)	1-g Meas. (W/kg)	1-g Scaled (W/kg)	10-g Meas. (W/kg)	10-g Scaled (W/kg)	Plot No.
ANT 4	Head	QPSK	Mode A	0	Left Cheek	40620	2593	1	99	22.3	20.6	0.536	0.793	0.260	0.385	
ANT 4	Head	QPSK	Mode A	0	Left Cheek	40620	2593	50	0	22.3	20.6	0.517	0.765	0.252	0.373	
ANT 4	Head	QPSK	Mode A	0	Left Tilt	40620	2593	1	99	22.3	20.6	0.312	0.461	0.146	0.216	
ANT 4	Head	QPSK	Mode A	0	Left Tilt	40620	2593	50	0	22.3	20.6	0.321	0.475	0.152	0.225	
ANT 4	Head	QPSK	Mode A	0	Right Cheek	40620	2593	1	99	22.3	20.6	0.196	0.290	0.105	0.155	
ANT 4	Head	QPSK	Mode A	0	Right Cheek	40620	2593	50	0	22.3	20.6	0.192	0.284	0.104	0.154	
ANT 4	Head	QPSK	Mode A	0	Right Tilt	40620	2593	1	99	22.3	20.6	0.115	0.170	0.058	0.086	
ANT 4	Head	QPSK	Mode A	0	Right Tilt	40620	2593	50	0	22.3	20.6	0.117	0.173	0.059	0.087	
ANT 4	Body & Hotspot	QPSK	Mode B	5	Back	40620	2593	1	99	22.6	21.7	0.273	0.336	0.139	0.171	
ANT 4	Body & Hotspot	QPSK	Mode B	5	Back	40620	2593	50	0	22.6	21.7	0.299	0.368	0.159	0.196	
ANT 4	Body & Hotspot	QPSK	Mode B	5	Front	40620	2593	1	99	22.6	21.7	0.316	0.389	0.153	0.188	
ANT 4	Body & Hotspot	QPSK	Mode B	5	Front	40620	2593	50	0	22.6	21.7	0.316	0.389	0.153	0.188	
ANT 4	Hotspot	QPSK	Mode B	5	Edge Top	40620	2593	1	99	22.6	21.7	0.200	0.246	0.078	0.096	
ANT 4	Hotspot	QPSK	Mode B	5	Edge Top	40620	2593	50	0	22.6	21.7	0.161	0.198	0.067	0.082	
ANT 4	Hotspot	QPSK	Mode B	5	Edge Right	39750	2506	1	99	22.6	21.9	0.772	0.907	0.351	0.412	
ANT 4	Hotspot	QPSK	Mode B	5	Edge Right	39750	2506	50	50	22.6	21.9	0.792	0.931	0.359	0.422	
ANT 4	Hotspot	QPSK	Mode B	5	Edge Right	40185	2549.5	1	49	22.6	21.9	0.716	0.841	0.325	0.382	
ANT 4	Hotspot	QPSK	Mode B	5	Edge Right	40185	2549.5	50	0	22.6	22.0	0.734	0.843	0.332	0.381	
ANT 4	Hotspot	QPSK	Mode B	5	Edge Right	40185	2549.5	100	0	22.6	22.0	0.727	0.835	0.331	0.380	
ANT 4	Hotspot	QPSK	Mode B	5	Edge Right	40620	2593	1	99	22.6	21.7	0.600	0.738	0.278	0.342	
ANT 4	Hotspot	QPSK	Mode B	5	Edge Right	40620	2593	50	0	22.6	21.7	0.628	0.773	0.289	0.356	
ANT 4	Hotspot	QPSK	Mode B	5	Edge Right	41055	2636.5	1	99	22.6	21.5	0.568	0.732	0.258	0.332	
ANT 4	Hotspot	QPSK	Mode B	5	Edge Right	41055	2636.5	50	24	22.6	21.5	0.583	0.751	0.264	0.340	
ANT 4	Hotspot	QPSK	Mode B	5	Edge Right	41490	2680	1	0	22.6	21.3	0.507	0.684	0.226	0.305	
ANT 4	Hotspot	QPSK	Mode B	5	Edge Right	41490	2680	50	24	22.6	21.4	0.512	0.675	0.225	0.297	

UL CA 41C PC3

Antenna	RF Exposure Conditions	Mode	Power Mode	Dist. (mm)	Test Position(s)	PCC UL				SCC UL				Power (dBm)		1-g SAR (W/kg)		10-g SAR (W/kg)		Plot No.
						Ch #.	Freq. (MHz)	RB Allocation	RB Offset	Ch #.	Freq. (MHz)	RB Allocation	RB Offset	Tune-up limit	Meas.	Meas.	Scaled	Meas.	Scaled	
ANT 1	Head	QPSK	Mode A	0	Right Cheek	40521	2583.1	1	99	40719	2602.9	1	0	25.70	24.80	0.153	0.188	0.083	0.102	.
	Body & Hotspot	QPSK	Mode B	5	Back	40521	2583.1	1	99	40719	2602.9	1	0	21.70	20.80	0.461	0.567	0.198	0.244	.
	Hotspot	QPSK	Mode B	5	Edge Right	40521	2583.1	1	99	40719	2602.9	1	0	21.70	20.80	0.519	0.639	0.224	0.276	.
ANT 2	Head	QPSK	Mode A	0	Right Cheek	41292	2660.2	1	99	41490	2680	1	0	21.90	20.80	0.619	0.797	0.254	0.327	.
	Body & Hotspot	QPSK	Mode B	5	Back	41292	2660.2	1	99	41490	2680	1	0	22.70	21.70	0.755	0.950	0.312	0.393	.
	Hotspot	QPSK	Mode B	5	Edge Left	41292	2660.2	1	99	41490	2680	1	0	21.30	20.60	0.724	0.851	0.317	0.372	.
ANT 3	Head	QPSK	Mode A	0	Left Cheek	40521	2583.1	1	99	40719	2602.9	1	0	24.00	23.60	0.292	0.320	0.155	0.170	.
	Body & Hotspot	QPSK	Mode B	5	Back	40521	2583.1	1	99	40719	2602.9	1	0	21.30	20.80	0.585	0.656	0.265	0.297	.
	Hotspot	QPSK	Mode B	5	Edge Left	41292	2660.2	1	99	41490	2680	1	0	21.30	20.60	0.724	0.851	0.317	0.372	.
ANT 4	Head	QPSK	Mode A	0	Left Cheek	39750	2506	1	99	39948	2525.8	1	0	22.30	22.10	0.709	0.742	0.361	0.378	.
	Body & Hotspot	QPSK	Mode B	5	Front	40521	2583.1	1	99	40719	2602.9	1	0	22.60	21.90	0.306	0.360	0.150	0.176	.
	Hotspot	QPSK	Mode B	5	Edge Right	39750	2506	1	99	39948	2525.8	1	0	22.60	22.40	0.794	0.831	0.365	0.372	.

Note(s):

PCC RB allocation setting for UL CA has been adjusted based on the worst-case power. Additional SAR for UL CA PC2 is not required. Test reduction has been applied based on standalone SAR.

10.15. LTE Band 41 PC2 (20MHz Bandwidth)

From May 2017 TCB Workshop, SAR tested were performed using Power Class 3. SAR test for Power Class 2 is tested using the highest SAR test configuration in Power Class 3 for each LTE configuration and exposure condition combination. According to the highest time averaged power for UL-DL configurations, configuration # 1 with duty cycle 43.3% is used for Power Class 2 SAR test.

Additional SAR testing for Power Class 2 is not required when:

- The reported SAR vs. output power can be linearly scaled with < 10% discrepancy between power classes and all reported SAR are < 1.4 W/kg

Reported SAR vs. Output Power linearly scaled

Antenna	RF Exposure Condition	Mode(s)	Power Mode(s)	LTE B41 PC2			LTE B41 PC3			Reported SAR (W/kg)	Linearly scaled	Linearly scaled	Testing Required
				Duty Cycle (%)	Max Output Power	Frame Avg Pwr (mW)	Duty Cycle (%)	Max Output Power	Frame Avg Pwr (mW)		PC2	PC2	PC2
ANT 1	Head	QPSK	Mode A	43.3%	27.7	255.0	63.3%	25.7	235.2	0.192	0.208	8.3%	No
ANT 1	Body & Hotspot	QPSK	Mode B	43.3%	23.2	90.5	63.3%	21.7	93.6	0.799	0.772	-3.4%	No
ANT 2	Head	QPSK	Mode A	43.3%	23.4	94.7	63.3%	21.9	98.0	0.984	0.951	-3.4%	No
ANT 2	Body & Hotspot	QPSK	Mode B	43.3%	24.7	127.8	63.3%	22.7	117.9	0.992	1.075	8.4%	No
ANT 3	Head	QPSK	Mode A	43.3%	26.0	172.4	63.3%	24.0	159.0	0.404	0.438	8.4%	No
ANT 3	Body & Hotspot	QPSK	Mode B	43.3%	23.3	92.6	63.3%	21.3	85.4	0.980	1.062	8.4%	No
ANT 4	Head	QPSK	Mode A	43.3%	24.3	116.5	63.3%	22.3	107.5	0.793	0.860	8.4%	No
ANT 4	Body & Hotspot	QPSK	Mode B	43.3%	24.6	124.9	63.3%	22.6	115.2	0.941	1.020	8.4%	No

Conclusion:

SAR testing for Power Class 2 is required for ANT 1 Mode A Head only because the PC2 reported SAR vs. output power linearly scaled >10%.

10.16. LTE Band 48 (20MHz Bandwidth)

Antenna(s)	RF Exposure Condition	Mode(s)	Power Mode(s)	Dist. (mm)	Test Position(s)	Channel	Freq. (MHz)	RB Allocation	RB Offset	Max Output Pwr (dBm)	Meas. (dBm)	1-g Meas. (W/kg)	1-g Scaled (W/kg)	10-g Meas. (W/kg)	10-g Scaled (W/kg)	Plot No.
ANT 7	Head	QPSK	Mode A	0	Left Cheek	56207	3646.7	1	99	23.6	23.5	0.113	0.116	0.051	0.052	
ANT 7	Head	QPSK	Mode A	0	Left Cheek	56207	3646.7	50	24	23.6	23.6	0.114	0.114	0.051	0.051	
ANT 7	Head	QPSK	Mode A	0	Left Tilt	56207	3646.7	1	99	23.6	23.5	0.102	0.104	0.039	0.040	
ANT 7	Head	QPSK	Mode A	0	Left Tilt	56207	3646.7	50	24	23.6	23.6	0.102	0.102	0.039	0.039	
ANT 7	Head	QPSK	Mode A	0	Right Cheek	56207	3646.7	1	99	23.6	23.5	0.170	0.174	0.078	0.080	
ANT 7	Head	QPSK	Mode A	0	Right Cheek	56207	3646.7	50	24	23.6	23.6	0.173	0.173	0.079	0.079	
ANT 7	Head	QPSK	Mode A	0	Right Tilt	56207	3646.7	1	99	23.6	23.5	0.066	0.068	0.027	0.028	
ANT 7	Head	QPSK	Mode A	0	Right Tilt	56207	3646.7	50	24	23.6	23.6	0.066	0.066	0.027	0.027	
ANT 7	Body & Hotspot	QPSK	Mode B	5	Back	56207	3646.7	1	0	20.6	20.5	0.537	0.550	0.215	0.220	
ANT 7	Body & Hotspot	QPSK	Mode B	5	Back	56207	3646.7	50	24	20.6	20.6	0.561	0.561	0.224	0.224	
ANT 7	Body & Hotspot	QPSK	Mode B	5	Front	56207	3646.7	1	0	20.6	20.5	0.310	0.317	0.120	0.123	
ANT 7	Body & Hotspot	QPSK	Mode B	5	Front	56207	3646.7	50	24	20.6	20.6	0.319	0.319	0.123	0.123	
ANT 7	Hotspot	QPSK	Mode B	5	Edge Right	55340	3560	1	0	20.6	20.4	0.806	0.844	0.284	0.297	
ANT 7	Hotspot	QPSK	Mode B	5	Edge Right	55340	3560	50	24	20.6	20.5	0.809	0.828	0.286	0.293	
ANT 7	Hotspot	QPSK	Mode B	5	Edge Right	55773	3603.3	1	0	20.6	20.4	0.747	0.782	0.264	0.276	
ANT 7	Hotspot	QPSK	Mode B	5	Edge Right	55773	3603.3	50	50	20.6	20.5	0.772	0.790	0.272	0.278	
ANT 7	Hotspot	QPSK	Mode B	5	Edge Right	56207	3646.7	1	0	20.6	20.5	0.795	0.814	0.281	0.288	
ANT 7	Hotspot	QPSK	Mode B	5	Edge Right	56207	3646.7	50	24	20.6	20.6	0.832	0.832	0.294	0.294	
ANT 7	Hotspot	QPSK	Mode B	5	Edge Right	56207	3646.7	100	0	20.6	20.5	0.835	0.854	0.295	0.302	
ANT 7	Hotspot	QPSK	Mode B	5	Edge Right	56640	3690	1	49	20.6	20.3	0.915	0.980	0.323	0.346	45
ANT 7	Hotspot	QPSK	Mode B	5	Edge Right	56640	3690	50	24	20.6	20.5	0.927	0.949	0.327	0.335	
ANT 7	Hotspot	QPSK	Mode B	5	Edge Bottom	56207	3646.7	1	0	20.6	20.5	0.184	0.188	0.068	0.070	
ANT 7	Hotspot	QPSK	Mode B	5	Edge Bottom	56207	3646.7	50	24	20.6	20.6	0.192	0.192	0.071	0.071	
Antenna(s)	RF Exposure Condition	Mode(s)	Power Mode(s)	Dist. (mm)	Test Position(s)	Channel	Freq. (MHz)	RB Allocation	RB Offset	Max Output Pwr (dBm)	Meas. (dBm)	1-g Meas. (W/kg)	1-g Scaled (W/kg)	10-g Meas. (W/kg)	10-g Scaled (W/kg)	Plot No.
ANT 8	Head	QPSK	Mode A	0	Left Cheek	56207	3646.7	1	99	24.4	24.0	0.105	0.115	0.038	0.042	
ANT 8	Head	QPSK	Mode A	0	Left Cheek	56207	3646.7	50	50	24.4	24.0	0.106	0.116	0.039	0.043	
ANT 8	Head	QPSK	Mode A	0	Left Tilt	56207	3646.7	1	99	24.4	24.0	0.217	0.238	0.079	0.087	
ANT 8	Head	QPSK	Mode A	0	Left Tilt	56207	3646.7	50	50	24.4	24.0	0.204	0.224	0.075	0.082	
ANT 8	Head	QPSK	Mode A	0	Right Cheek	55340	3560	1	0	24.4	24.0	0.584	0.640	0.220	0.241	
ANT 8	Head	QPSK	Mode A	0	Right Cheek	55340	3560	50	0	24.4	24.0	0.681	0.747	0.252	0.276	
ANT 8	Head	QPSK	Mode A	0	Right Cheek	55773	3603.3	1	0	24.4	23.8	0.701	0.805	0.251	0.288	
ANT 8	Head	QPSK	Mode A	0	Right Cheek	55773	3603.3	50	24	24.4	23.9	0.700	0.785	0.249	0.279	
ANT 8	Head	QPSK	Mode A	0	Right Cheek	56207	3646.7	1	99	24.4	24.0	0.657	0.720	0.236	0.259	
ANT 8	Head	QPSK	Mode A	0	Right Cheek	56207	3646.7	50	50	24.4	24.0	0.635	0.696	0.230	0.252	
ANT 8	Head	QPSK	Mode A	0	Right Cheek	56640	3690	1	49	24.4	23.9	0.811	0.910	0.285	0.320	
ANT 8	Head	QPSK	Mode A	0	Right Cheek	56640	3690	50	24	24.4	24.0	0.870	0.954	0.308	0.338	43
ANT 8	Head	QPSK	Mode A	0	Right Cheek	56640	3690	100	0	24.4	24.0	0.835	0.916	0.316	0.346	
ANT 8	Head	QPSK	Mode A	0	Right Tilt	56207	3646.7	1	99	24.4	24.0	0.443	0.486	0.169	0.185	
ANT 8	Head	QPSK	Mode A	0	Right Tilt	56207	3646.7	50	50	24.4	24.0	0.448	0.491	0.170	0.186	
ANT 8	Body & Hotspot	QPSK	Mode B	5	Back	56207	3646.7	1	99	24.5	23.6	0.502	0.618	0.176	0.217	
ANT 8	Body & Hotspot	QPSK	Mode B	5	Back	56207	3646.7	50	50	24.5	23.7	0.519	0.624	0.178	0.214	
ANT 8	Body & Hotspot	QPSK	Mode B	5	Front	56207	3646.7	1	99	24.5	23.6	0.216	0.266	0.085	0.105	
ANT 8	Body & Hotspot	QPSK	Mode B	5	Front	56207	3646.7	50	50	24.5	23.7	0.130	0.156	0.048	0.058	
ANT 8	Hotspot	QPSK	Mode B	5	Edge Top	56207	3646.7	1	99	24.5	23.6	0.168	0.207	0.054	0.066	
ANT 8	Hotspot	QPSK	Mode B	5	Edge Top	56207	3646.7	50	50	24.5	23.7	0.171	0.206	0.071	0.085	
ANT 8	Hotspot	QPSK	Mode B	5	Edge Left	55340	3560	1	0	24.5	23.6	0.710	0.873	0.263	0.324	
ANT 8	Hotspot	QPSK	Mode B	5	Edge Left	55340	3560	50	0	24.5	23.7	0.711	0.855	0.262	0.315	
ANT 8	Hotspot	QPSK	Mode B	5	Edge Left	55773	3603.3	1	99	24.5	23.5	0.697	0.877	0.250	0.315	
ANT 8	Hotspot	QPSK	Mode B	5	Edge Left	55773	3603.3	50	24	24.5	23.5	0.636	0.801	0.228	0.287	
ANT 8	Hotspot	QPSK	Mode B	5	Edge Left	56207	3646.7	1	99	24.5	23.6	0.644	0.792	0.229	0.282	
ANT 8	Hotspot	QPSK	Mode B	5	Edge Left	56207	3646.7	50	50	24.5	23.7	0.668	0.803	0.237	0.285	
ANT 8	Hotspot	QPSK	Mode B	5	Edge Left	56207	3646.7	100	0	24.5	23.5	0.533	0.671	0.204	0.257	
ANT 8	Hotspot	QPSK	Mode B	5	Edge Left	56640	3690	1	0	24.5	23.5	0.536	0.675	0.204	0.257	
ANT 8	Hotspot	QPSK	Mode B	5	Edge Left	56640	3690	50	24	24.5	23.6	0.531	0.653	0.202	0.249	

Antenna(s)	RF Exposure Condition	Mode(s)	Power Mode(s)	Dist. (mm)	Test Position(s)	Channel	Freq. (MHz)	RB Allocation	RB Offset	Max Output Pwr (dBm)	Meas. (dBm)	1-g Meas. (W/kg)	1-g Scaled (W/kg)	10-g Meas. (W/kg)	10-g Scaled (W/kg)	Plot No.
ANT 9	Head	QPSK	Mode A	0	Left Cheek	56207	3646.7	1	0	23.1	23.0	0.160	0.164	0.077	0.079	
ANT 9	Head	QPSK	Mode A	0	Left Cheek	56207	3646.7	50	24	23.1	22.9	0.156	0.163	0.075	0.079	
ANT 9	Head	QPSK	Mode A	0	Left Tilt	56207	3646.7	1	0	23.1	23.0	0.101	0.103	0.044	0.045	
ANT 9	Head	QPSK	Mode A	0	Left Tilt	56207	3646.7	50	24	23.1	22.9	0.103	0.108	0.044	0.046	
ANT 9	Head	QPSK	Mode A	0	Right Cheek	56207	3646.7	1	0	23.1	23.0	0.124	0.127	0.059	0.060	
ANT 9	Head	QPSK	Mode A	0	Right Cheek	56207	3646.7	50	24	23.1	22.9	0.127	0.133	0.060	0.063	
ANT 9	Head	QPSK	Mode A	0	Right Tilt	56207	3646.7	1	0	23.1	23.0	0.102	0.104	0.042	0.043	
ANT 9	Head	QPSK	Mode A	0	Right Tilt	56207	3646.7	50	24	23.1	22.9	0.098	0.103	0.040	0.042	
ANT 9	Body & Hotspot	QPSK	Mode B	5	Back	56207	3646.7	1	0	20.7	19.4	0.540	0.728	0.199	0.268	44
ANT 9	Body & Hotspot	QPSK	Mode B	5	Back	56207	3646.7	50	0	20.7	19.5	0.549	0.724	0.202	0.266	
ANT 9	Body & Hotspot	QPSK	Mode B	5	Front	56207	3646.7	1	0	20.7	19.4	0.322	0.434	0.122	0.165	
ANT 9	Body & Hotspot	QPSK	Mode B	5	Front	56207	3646.7	50	0	20.7	19.5	0.340	0.448	0.127	0.167	
ANT 9	Hotspot	QPSK	Mode B	5	Edge Bottom	56207	3646.7	1	0	20.7	19.4	0.186	0.251	0.078	0.105	
ANT 9	Hotspot	QPSK	Mode B	5	Edge Bottom	56207	3646.7	50	0	20.7	19.5	0.181	0.239	0.075	0.099	
ANT 9	Hotspot	QPSK	Mode B	5	Edge Left	56207	3646.7	1	0	20.7	19.4	0.499	0.673	0.192	0.259	
ANT 9	Hotspot	QPSK	Mode B	5	Edge Left	56207	3646.7	50	0	20.7	19.5	0.481	0.634	0.187	0.247	
Antenna(s)	RF Exposure Condition	Mode(s)	Power Mode(s)	Dist. (mm)	Test Position(s)	Channel	Freq. (MHz)	RB Allocation	RB Offset	Max Output Pwr (dBm)	Meas. (dBm)	1-g Meas. (W/kg)	1-g Scaled (W/kg)	10-g Meas. (W/kg)	10-g Scaled (W/kg)	Plot No.
ANT 4	Head	QPSK	Mode A	0	Left Cheek	56207	3646.7	1	99	24.7	24.0	0.273	0.321	0.114	0.134	
ANT 4	Head	QPSK	Mode A	0	Left Cheek	56207	3646.7	50	50	23.7	23.6	0.296	0.303	0.116	0.119	
ANT 4	Head	QPSK	Mode A	0	Left Tilt	56207	3646.7	1	99	24.7	24.0	0.204	0.240	0.084	0.099	
ANT 4	Head	QPSK	Mode A	0	Left Tilt	56207	3646.7	50	50	23.7	23.6	0.216	0.221	0.084	0.086	
ANT 4	Head	QPSK	Mode A	0	Right Cheek	56207	3646.7	1	99	24.7	24.0	0.133	0.156	0.063	0.074	
ANT 4	Head	QPSK	Mode A	0	Right Cheek	56207	3646.7	50	50	23.7	23.6	0.126	0.129	0.059	0.060	
ANT 4	Head	QPSK	Mode A	0	Right Tilt	56207	3646.7	1	99	24.7	24.0	0.125	0.147	0.053	0.062	
ANT 4	Head	QPSK	Mode A	0	Right Tilt	56207	3646.7	50	50	23.7	23.6	0.059	0.060	0.023	0.024	
ANT 4	Body & Hotspot	QPSK	Mode B	5	Back	56207	3646.7	1	99	24.7	24.0	0.354	0.416	0.120	0.141	
ANT 4	Body & Hotspot	QPSK	Mode B	5	Back	56207	3646.7	50	50	23.7	23.6	0.325	0.333	0.110	0.113	
ANT 4	Body & Hotspot	QPSK	Mode B	5	Front	56207	3646.7	1	99	24.7	24.0	0.210	0.247	0.088	0.103	
ANT 4	Body & Hotspot	QPSK	Mode B	5	Front	56207	3646.7	50	50	23.7	23.6	0.184	0.188	0.075	0.077	
ANT 4	Hotspot	QPSK	Mode B	5	Edge Top	56207	3646.7	1	99	24.7	24.0	0.085	0.100	0.035	0.041	
ANT 4	Hotspot	QPSK	Mode B	5	Edge Top	56207	3646.7	50	50	23.7	23.6	0.079	0.081	0.032	0.033	
ANT 4	Hotspot	QPSK	Mode B	5	Edge Right	56207	3646.7	1	99	24.7	24.0	0.472	0.555	0.181	0.213	
ANT 4	Hotspot	QPSK	Mode B	5	Edge Right	56207	3646.7	50	50	23.7	23.6	0.433	0.443	0.165	0.169	

UL CA 48C

Antenna	RF Exposure Conditions	Mode	Power Mode	Dist. (mm)	Test Position(s)	PCC UL				SCC UL				Power (dBm)		1-g SAR (W/kg)		10-g SAR (W/kg)		Plot No.
						Ch #	Freq. (MHz)	RB Allocation	RB Offset	Ch #	Freq. (MHz)	RB Allocation	RB Offset	Tune-up limit	Meas.	Meas.	Scaled	Meas.	Scaled	
ANT 7	Head	QPSK	Mode A	0	Right Cheek	55891	3615.1	1	99	56089	3634.9	1	0	23.70	23.00	0.116	0.136	0.054	0.063	.
	Body & Hotspot	QPSK	Mode B	5	Back	55891	3615.1	1	99	56089	3634.9	1	0	20.60	19.90	0.450	0.529	0.182	0.214	.
	Hotspot	QPSK	Mode B	5	Edge Right	56442	3670.2	1	99	56640	3690	1	0	20.60	20.00	0.916	1.052	0.315	0.362	.
ANT 8	Head	QPSK	Mode A	0	Right Cheek	56442	3670.2	1	99	56640	3690	1	0	24.40	23.90	0.753	0.845	0.265	0.297	.
	Body & Hotspot	QPSK	Mode B	5	Back	55891	3615.1	1	99	56089	3634.9	1	0	24.50	23.90	0.492	0.565	0.180	0.207	.
	Hotspot	QPSK	Mode B	5	Edge Left	55891	3615.1	1	99	56089	3634.9	1	0	24.50	23.90	0.625	0.718	0.248	0.285	.
ANT 9	Head	QPSK	Mode A	0	Left Cheek	55891	3615.1	1	99	56089	3634.9	1	0	23.10	22.60	0.165	0.185	0.295	0.331	.
	Body & Hotspot	QPSK	Mode B	5	Back	55891	3615.1	1	99	56089	3634.9	1	0	20.70	20.10	0.620	0.712	0.233	0.268	.
ANT 4	Head	QPSK	Mode A	0	Left Cheek	55891	3615.1	1	99	56089	3634.9	1	0	24.70	24.10	0.345	0.396	0.134	0.154	.
	Body & Hotspot	QPSK	Mode B	5	Back	55891	3615.1	1	99	56089	3634.9	1	0	24.70	24.10	0.448	0.514	0.153	0.176	.
	Hotspot	QPSK	Mode B	5	Edge Right	55891	3615.1	1	99	56089	3634.9	1	0	24.70	24.10	0.514	0.590	0.199	0.228	.

Note(s):

PCC RB allocation setting for UL CA has been adjusted based on the worst-case power. Additional SAR for UL CA PC2 is not required. Test reduction has been applied based on standalone SAR.

10.17. LTE Band 53 (10MHz Bandwidth)

Antenna(s)	RF Exposure Condition	Mode(s)	Power Mode(s)	Dist. (mm)	Test Position(s)	Channel	Freq. (MHz)	RB Allocation	RB Offset	Max Output Pwr (dBm)	Meas. (dBm)	1-g Meas. (W/kg)	1-g Scaled (W/kg)	10-g Meas. (W/kg)	10-g Scaled (W/kg)	Plot No.
ANT 1	Head	QPSK	Mode A	0	Left Cheek	60197	2489.2	1	25	20.7	20.4	0.034	0.036	0.018	0.019	
ANT 1	Head	QPSK	Mode A	0	Left Cheek	60197	2489.2	25	12	20.7	20.4	0.035	0.038	0.019	0.020	
ANT 1	Head	QPSK	Mode A	0	Left Tilt	60197	2489.2	1	25	20.7	20.4	0.033	0.035	0.017	0.018	
ANT 1	Head	QPSK	Mode A	0	Left Tilt	60197	2489.2	25	12	20.7	20.4	0.033	0.035	0.017	0.018	
ANT 1	Head	QPSK	Mode A	0	Right Cheek	60197	2489.2	1	25	20.7	20.4	0.066	0.071	0.037	0.040	
ANT 1	Head	QPSK	Mode A	0	Right Cheek	60197	2489.2	25	12	20.7	20.4	0.068	0.073	0.038	0.041	
ANT 1	Head	QPSK	Mode A	0	Right Tilt	60197	2489.2	1	25	20.7	20.4	0.025	0.027	0.012	0.013	
ANT 1	Head	QPSK	Mode A	0	Right Tilt	60197	2489.2	25	12	20.7	20.4	0.025	0.027	0.013	0.014	
ANT 1	Body & Hotspot	QPSK	Mode B	5	Back	60197	2489.2	1	0	20.7	19.6	0.224	0.289	0.108	0.139	47
ANT 1	Body & Hotspot	QPSK	Mode B	5	Back	60197	2489.2	25	12	20.7	19.7	0.227	0.286	0.109	0.137	
ANT 1	Body & Hotspot	QPSK	Mode B	5	Front	60197	2489.2	1	0	20.7	19.6	0.183	0.236	0.084	0.108	
ANT 1	Body & Hotspot	QPSK	Mode B	5	Front	60197	2489.2	25	12	20.7	19.7	0.182	0.229	0.083	0.104	
ANT 1	Hotspot	QPSK	Mode B	5	Edge Right	60197	2489.2	1	0	20.7	19.6	0.428	0.551	0.173	0.223	
ANT 1	Hotspot	QPSK	Mode B	5	Edge Right	60197	2489.2	25	12	20.7	19.7	0.441	0.555	0.179	0.225	48
ANT 1	Hotspot	QPSK	Mode B	5	Edge Bottom	60197	2489.2	1	0	20.7	19.6	0.222	0.286	0.088	0.113	
ANT 1	Hotspot	QPSK	Mode B	5	Edge Bottom	60197	2489.2	25	12	20.7	19.7	0.223	0.281	0.091	0.115	
ANT 1	Hotspot	QPSK	Mode B	5	Edge Left	60197	2489.2	1	0	20.7	19.6	0.008	0.010	0.002	0.003	
ANT 1	Hotspot	QPSK	Mode B	5	Edge Left	60197	2489.2	25	12	20.7	19.7	0.009	0.011	0.002	0.003	
Antenna(s)	RF Exposure Condition	Mode(s)	Power Mode(s)	Dist. (mm)	Test Position(s)	Channel	Freq. (MHz)	RB Allocation	RB Offset	Max Output Pwr (dBm)	Meas. (dBm)	1-g Meas. (W/kg)	1-g Scaled (W/kg)	10-g Meas. (W/kg)	10-g Scaled (W/kg)	Plot No.
ANT 2	Head	QPSK	Mode A	0	Left Cheek	60197	2489.2	1	0	20.7	20.1	0.139	0.160	0.059	0.068	
ANT 2	Head	QPSK	Mode A	0	Left Cheek	60197	2489.2	25	0	20.7	20.1	0.144	0.165	0.062	0.071	
ANT 2	Head	QPSK	Mode A	0	Left Tilt	60197	2489.2	1	0	20.7	20.1	0.147	0.169	0.061	0.070	
ANT 2	Head	QPSK	Mode A	0	Left Tilt	60197	2489.2	25	0	20.7	20.1	0.146	0.168	0.060	0.069	
ANT 2	Head	QPSK	Mode A	0	Right Cheek	60197	2489.2	1	0	20.7	20.1	0.406	0.466	0.184	0.211	
ANT 2	Head	QPSK	Mode A	0	Right Cheek	60197	2489.2	25	0	20.7	20.1	0.407	0.467	0.185	0.212	46
ANT 2	Head	QPSK	Mode A	0	Right Tilt	60197	2489.2	1	0	20.7	20.1	0.369	0.424	0.147	0.169	
ANT 2	Head	QPSK	Mode A	0	Right Tilt	60197	2489.2	25	0	20.7	20.1	0.385	0.442	0.152	0.175	
ANT 2	Body & Hotspot	QPSK	Mode B	5	Back	60197	2489.2	1	0	20.7	20.1	0.199	0.228	0.096	0.110	
ANT 2	Body & Hotspot	QPSK	Mode B	5	Back	60197	2489.2	25	0	20.7	20.1	0.206	0.237	0.100	0.115	
ANT 2	Body & Hotspot	QPSK	Mode B	5	Front	60197	2489.2	1	0	20.7	20.1	0.188	0.216	0.089	0.102	
ANT 2	Body & Hotspot	QPSK	Mode B	5	Front	60197	2489.2	25	0	20.7	20.1	0.192	0.220	0.091	0.104	
ANT 2	Hotspot	QPSK	Mode B	5	Edge Top	60197	2489.2	1	0	20.7	20.1	0.143	0.164	0.049	0.056	
ANT 2	Hotspot	QPSK	Mode B	5	Edge Top	60197	2489.2	25	0	20.7	20.1	0.138	0.158	0.047	0.054	
ANT 2	Hotspot	QPSK	Mode B	5	Edge Right	60197	2489.2	1	0	20.7	20.1	0.019	0.022	0.010	0.011	
ANT 2	Hotspot	QPSK	Mode B	5	Edge Right	60197	2489.2	25	0	20.7	20.1	0.019	0.022	0.010	0.011	
ANT 2	Hotspot	QPSK	Mode B	5	Edge Left	60197	2489.2	1	0	20.7	20.1	0.363	0.417	0.162	0.186	
ANT 2	Hotspot	QPSK	Mode B	5	Edge Left	60197	2489.2	25	0	20.7	20.1	0.378	0.434	0.168	0.193	

10.18. LTE Band 66 (20MHz Bandwidth)

Antenna(s)	RF Exposure Condition	Mode(s)	Power Mode(s)	Dist. (mm)	Test Position(s)	Channel	Freq. (MHz)	RB Allocation	RB Offset	Max Output Pwr (dBm)	Meas. (dBm)	1-g Meas. (W/kg)	1-g Scaled (W/kg)	10-g Meas. (W/kg)	10-g Scaled (W/kg)	Plot No.
ANT 1	Head	QPSK	Mode A	0	Left Cheek	132322	1745	1	0	25.7	24.8	0.035	0.043	0.023	0.028	
ANT 1	Head	QPSK	Mode A	0	Left Cheek	132322	1745	50	24	24.7	24.1	0.035	0.040	0.022	0.025	
ANT 1	Head	QPSK	Mode A	0	Left Tilt	132322	1745	1	0	25.7	24.8	0.029	0.036	0.018	0.022	
ANT 1	Head	QPSK	Mode A	0	Left Tilt	132322	1745	50	24	24.7	24.1	0.025	0.029	0.015	0.017	
ANT 1	Head	QPSK	Mode A	0	Right Cheek	132322	1745	1	0	25.7	24.8	0.093	0.114	0.059	0.073	
ANT 1	Head	QPSK	Mode A	0	Right Cheek	132322	1745	50	24	24.7	24.1	0.084	0.096	0.053	0.061	
ANT 1	Head	QPSK	Mode A	0	Right Tilt	132322	1745	1	0	25.7	24.8	0.028	0.034	0.019	0.023	
ANT 1	Head	QPSK	Mode A	0	Right Tilt	132322	1745	50	24	24.7	24.1	0.025	0.029	0.017	0.020	
ANT 1	Body & Hotspot	QPSK	Mode B	5	Back	132322	1745	1	0	20.4	19.1	0.433	0.584	0.219	0.295	
ANT 1	Body & Hotspot	QPSK	Mode B	5	Back	132322	1745	50	0	20.4	19.1	0.425	0.573	0.216	0.291	
ANT 1	Body & Hotspot	QPSK	Mode B	5	Front	132322	1745	1	0	20.4	19.1	0.303	0.409	0.151	0.204	
ANT 1	Body & Hotspot	QPSK	Mode B	5	Front	132322	1745	50	0	20.4	19.1	0.302	0.407	0.151	0.204	
ANT 1	Hotspot	QPSK	Mode B	5	Edge Right	132322	1745	1	0	20.4	19.1	0.169	0.228	0.080	0.108	
ANT 1	Hotspot	QPSK	Mode B	5	Edge Right	132322	1745	50	0	20.4	19.1	0.171	0.231	0.081	0.109	
ANT 1	Hotspot	QPSK	Mode B	5	Edge Bottom	132072	1720	1	0	20.4	19.1	0.660	0.890	0.321	0.433	
ANT 1	Hotspot	QPSK	Mode B	5	Edge Bottom	132072	1720	50	0	20.4	19.2	0.656	0.865	0.319	0.421	
ANT 1	Hotspot	QPSK	Mode B	5	Edge Bottom	132322	1745	1	0	20.4	19.1	0.689	0.929	0.333	0.449	
ANT 1	Hotspot	QPSK	Mode B	5	Edge Bottom	132322	1745	50	0	20.4	19.1	0.676	0.912	0.326	0.440	
ANT 1	Hotspot	QPSK	Mode B	5	Edge Bottom	132322	1745	100	0	20.4	19.1	0.678	0.915	0.327	0.441	
ANT 1	Hotspot	QPSK	Mode B	5	Edge Bottom	132572	1770	1	0	20.4	19.0	0.695	0.959	0.334	0.461	
ANT 1	Hotspot	QPSK	Mode B	5	Edge Bottom	132572	1770	50	0	20.4	19.0	0.712	0.983	0.341	0.471	51
ANT 1	Hotspot	QPSK	Mode B	5	Edge Left	132322	1745	1	0	20.4	19.1	0.009	0.012	0.005	0.007	
ANT 1	Hotspot	QPSK	Mode B	5	Edge Left	132322	1745	50	0	20.4	19.1	0.009	0.012	0.005	0.007	
Antenna(s)	RF Exposure Condition	Mode(s)	Power Mode(s)	Dist. (mm)	Test Position(s)	Channel	Freq. (MHz)	RB Allocation	RB Offset	Max Output Pwr (dBm)	Meas. (dBm)	1-g Meas. (W/kg)	1-g Scaled (W/kg)	10-g Meas. (W/kg)	10-g Scaled (W/kg)	Plot No.
ANT 2	Head	QPSK	Mode A	0	Left Cheek	132322	1745	1	0	18.8	17.6	0.463	0.613	0.224	0.297	
ANT 2	Head	QPSK	Mode A	0	Left Cheek	132322	1745	50	0	18.8	17.5	0.454	0.608	0.219	0.293	
ANT 2	Head	QPSK	Mode A	0	Left Tilt	132322	1745	1	0	18.8	17.6	0.519	0.687	0.248	0.328	
ANT 2	Head	QPSK	Mode A	0	Left Tilt	132322	1745	50	0	18.8	17.5	0.506	0.678	0.242	0.324	
ANT 2	Head	QPSK	Mode A	0	Right Cheek	132072	1720	1	0	18.8	17.5	0.574	0.771	0.276	0.371	
ANT 2	Head	QPSK	Mode A	0	Right Cheek	132072	1720	50	24	18.8	17.6	0.567	0.744	0.272	0.357	
ANT 2	Head	QPSK	Mode A	0	Right Cheek	132072	1720	100	0	18.8	17.6	0.560	0.740	0.270	0.357	
ANT 2	Head	QPSK	Mode A	0	Right Cheek	132322	1745	1	0	18.8	17.6	0.634	0.840	0.302	0.400	
ANT 2	Head	QPSK	Mode A	0	Right Cheek	132322	1745	50	0	18.8	17.5	0.630	0.844	0.300	0.402	
ANT 2	Head	QPSK	Mode A	0	Right Cheek	132572	1770	1	0	18.8	17.4	0.598	0.825	0.289	0.399	
ANT 2	Head	QPSK	Mode A	0	Right Cheek	132572	1770	50	0	18.8	17.4	0.589	0.819	0.285	0.396	
ANT 2	Head	QPSK	Mode A	0	Right Tilt	132072	1720	1	0	18.8	17.5	0.649	0.871	0.296	0.397	
ANT 2	Head	QPSK	Mode A	0	Right Tilt	132072	1720	50	24	18.8	17.6	0.626	0.821	0.286	0.375	
ANT 2	Head	QPSK	Mode A	0	Right Tilt	132072	1720	100	0	18.8	17.6	0.563	0.744	0.262	0.346	
ANT 2	Head	QPSK	Mode A	0	Right Tilt	132322	1745	1	0	18.8	17.6	0.708	0.938	0.322	0.426	
ANT 2	Head	QPSK	Mode A	0	Right Tilt	132322	1745	50	0	18.8	17.5	0.697	0.934	0.322	0.431	
ANT 2	Head	QPSK	Mode A	0	Right Tilt	132572	1770	1	0	18.8	17.4	0.683	0.943	0.311	0.429	
ANT 2	Head	QPSK	Mode A	0	Right Tilt	132572	1770	50	0	18.8	17.4	0.671	0.933	0.306	0.425	
ANT 2	Body & Hotspot	QPSK	Mode B	5	Back	132322	1745	1	0	18.6	17.2	0.482	0.665	0.239	0.330	
ANT 2	Body & Hotspot	QPSK	Mode B	5	Back	132322	1745	50	0	18.6	17.1	0.493	0.690	0.243	0.340	
ANT 2	Body & Hotspot	QPSK	Mode B	5	Front	132322	1745	1	0	18.6	17.2	0.396	0.547	0.189	0.261	
ANT 2	Body & Hotspot	QPSK	Mode B	5	Front	132322	1745	50	0	18.6	17.1	0.400	0.560	0.191	0.267	
ANT 2	Hotspot	QPSK	Mode B	5	Edge Top	132072	1720	1	0	18.6	17.2	0.650	0.895	0.298	0.410	
ANT 2	Hotspot	QPSK	Mode B	5	Edge Top	132072	1720	50	24	18.6	17.2	0.633	0.868	0.289	0.396	
ANT 2	Hotspot	QPSK	Mode B	5	Edge Top	132072	1720	100	0	18.6	17.2	0.575	0.788	0.265	0.363	
ANT 2	Hotspot	QPSK	Mode B	5	Edge Top	132322	1745	1	0	18.6	17.2	0.659	0.910	0.299	0.413	
ANT 2	Hotspot	QPSK	Mode B	5	Edge Top	132322	1745	50	0	18.6	17.1	0.676	0.946	0.305	0.427	
ANT 2	Hotspot	QPSK	Mode B	5	Edge Top	132572	1770	1	0	18.6	17.0	0.653	0.946	0.295	0.427	
ANT 2	Hotspot	QPSK	Mode B	5	Edge Top	132572	1770	50	0	18.6	17.1	0.647	0.924	0.293	0.419	
ANT 2	Hotspot	QPSK	Mode B	5	Edge Right	132322	1745	1	0	18.6	17.2	0.006	0.008	0.003	0.004	
ANT 2	Hotspot	QPSK	Mode B	5	Edge Right	132322	1745	50	0	18.6	17.1	0.006	0.008	0.004	0.006	
ANT 2	Hotspot	QPSK	Mode B	5	Edge Left	132322	1745	1	0	18.6	17.2	0.172	0.237	0.082	0.113	
ANT 2	Hotspot	QPSK	Mode B	5	Edge Left	132322	1745	50	0	18.6	17.1	0.178	0.249	0.085	0.119	

Antenna(s)	RF Exposure Condition	Mode(s)	Power Mode(s)	Dist. (mm)	Test Position(s)	Channel	Freq. (MHz)	RB Allocation	RB Offset	Max Output Pwr (dBm)	Meas. (dBm)	1-g Meas. (W/kg)	1-g Scaled (W/kg)	10-g Meas. (W/kg)	10-g Scaled (W/kg)	Plot No.
ANT 3	Head	QPSK	Mode A	0	Left Cheek	132322	1745	1	0	23.0	22.6	0.180	0.197	0.114	0.125	
ANT 3	Head	QPSK	Mode A	0	Left Cheek	132322	1745	50	24	23.0	22.6	0.185	0.203	0.117	0.128	
ANT 3	Head	QPSK	Mode A	0	Left Tilt	132322	1745	1	0	23.0	22.6	0.092	0.101	0.060	0.066	
ANT 3	Head	QPSK	Mode A	0	Left Tilt	132322	1745	50	24	23.0	22.6	0.092	0.101	0.060	0.066	
ANT 3	Head	QPSK	Mode A	0	Right Cheek	132322	1745	1	0	23.0	22.6	0.091	0.100	0.060	0.066	
ANT 3	Head	QPSK	Mode A	0	Right Cheek	132322	1745	50	24	23.0	22.6	0.098	0.107	0.064	0.070	
ANT 3	Head	QPSK	Mode A	0	Right Tilt	132322	1745	1	0	23.0	22.6	0.076	0.083	0.048	0.053	
ANT 3	Head	QPSK	Mode A	0	Right Tilt	132322	1745	50	24	23.0	22.6	0.079	0.087	0.049	0.054	
ANT 3	Body & Hotspot	QPSK	Mode B	5	Back	132072	1720	1	0	22.9	21.5	0.492	0.679	0.258	0.356	
ANT 3	Body & Hotspot	QPSK	Mode B	5	Back	132072	1720	50	24	22.9	21.6	0.504	0.680	0.263	0.355	
ANT 3	Body & Hotspot	QPSK	Mode B	5	Back	132072	1720	100	0	22.9	21.6	0.503	0.679	0.265	0.357	
ANT 3	Body & Hotspot	QPSK	Mode B	5	Back	132322	1745	1	0	22.9	21.6	0.507	0.684	0.264	0.356	
ANT 3	Body & Hotspot	QPSK	Mode B	5	Back	132322	1745	50	24	22.9	21.6	0.589	0.795	0.307	0.414	
ANT 3	Body & Hotspot	QPSK	Mode B	5	Back	132572	1770	1	0	22.9	21.5	0.596	0.823	0.312	0.431	50
ANT 3	Body & Hotspot	QPSK	Mode B	5	Back	132572	1770	50	50	22.9	21.6	0.607	0.819	0.315	0.425	
ANT 3	Body & Hotspot	QPSK	Mode B	5	Front	132322	1745	1	0	22.9	21.6	0.515	0.695	0.284	0.383	
ANT 3	Body & Hotspot	QPSK	Mode B	5	Front	132322	1745	50	24	22.9	21.6	0.516	0.696	0.283	0.382	
ANT 3	Hotspot	QPSK	Mode B	5	Edge Bottom	132322	1745	1	0	22.9	21.6	0.410	0.553	0.223	0.301	
ANT 3	Hotspot	QPSK	Mode B	5	Edge Bottom	132322	1745	50	24	22.9	21.6	0.369	0.498	0.199	0.268	
ANT 3	Hotspot	QPSK	Mode B	5	Edge Left	132072	1720	1	0	22.9	21.5	0.578	0.798	0.316	0.436	
ANT 3	Hotspot	QPSK	Mode B	5	Edge Left	132072	1720	50	24	22.9	21.6	0.576	0.777	0.310	0.418	
ANT 3	Hotspot	QPSK	Mode B	5	Edge Left	132322	1745	1	0	22.9	21.6	0.569	0.768	0.305	0.411	
ANT 3	Hotspot	QPSK	Mode B	5	Edge Left	132322	1745	50	24	22.9	21.6	0.575	0.776	0.314	0.424	
ANT 3	Hotspot	QPSK	Mode B	5	Edge Left	132572	1770	1	0	22.9	21.5	0.685	0.946	0.359	0.496	
ANT 3	Hotspot	QPSK	Mode B	5	Edge Left	132572	1770	50	50	22.9	21.6	0.683	0.921	0.357	0.482	
Antenna(s)	RF Exposure Condition	Mode(s)	Power Mode(s)	Dist. (mm)	Test Position(s)	Channel	Freq. (MHz)	RB Allocation	RB Offset	Max Output Pwr (dBm)	Meas. (dBm)	1-g Meas. (W/kg)	1-g Scaled (W/kg)	10-g Meas. (W/kg)	10-g Scaled (W/kg)	Plot No.
ANT 4	Head	QPSK	Mode A	0	Left Cheek	132072	1720	1	0	22.6	22.0	0.566	0.650	0.304	0.349	
ANT 4	Head	QPSK	Mode A	0	Left Cheek	132072	1720	50	24	22.6	22.0	0.569	0.653	0.304	0.349	
ANT 4	Head	QPSK	Mode A	0	Left Cheek	132322	1745	1	0	22.6	22.0	0.646	0.742	0.341	0.392	
ANT 4	Head	QPSK	Mode A	0	Left Cheek	132322	1745	50	24	22.6	22.0	0.692	0.795	0.369	0.424	
ANT 4	Head	QPSK	Mode A	0	Left Cheek	132572	1770	1	0	22.6	22.0	0.773	0.888	0.414	0.475	
ANT 4	Head	QPSK	Mode A	0	Left Cheek	132572	1770	50	24	22.6	22.1	0.860	0.965	0.448	0.503	
ANT 4	Head	QPSK	Mode A	0	Left Cheek	132572	1770	100	0	22.6	22.0	0.855	0.982	0.445	0.511	49
ANT 4	Head	QPSK	Mode A	0	Left Tilt	132322	1745	1	0	22.6	22.0	0.379	0.435	0.186	0.214	
ANT 4	Head	QPSK	Mode A	0	Left Tilt	132322	1745	50	24	22.6	22.0	0.397	0.456	0.196	0.225	
ANT 4	Head	QPSK	Mode A	0	Right Cheek	132322	1745	1	0	22.6	22.0	0.191	0.219	0.109	0.125	
ANT 4	Head	QPSK	Mode A	0	Right Cheek	132322	1745	50	24	22.6	22.0	0.198	0.227	0.113	0.130	
ANT 4	Head	QPSK	Mode A	0	Right Tilt	132322	1745	1	0	22.6	22.0	0.137	0.157	0.077	0.088	
ANT 4	Head	QPSK	Mode A	0	Right Tilt	132322	1745	50	24	22.6	22.0	0.147	0.169	0.081	0.093	
ANT 4	Body & Hotspot	QPSK	Mode B	5	Back	132322	1745	1	0	23.0	22.8	0.539	0.564	0.281	0.294	
ANT 4	Body & Hotspot	QPSK	Mode B	5	Back	132322	1745	50	24	23.0	22.7	0.572	0.613	0.298	0.319	
ANT 4	Body & Hotspot	QPSK	Mode B	5	Front	132322	1745	1	0	23.0	22.8	0.315	0.330	0.173	0.181	
ANT 4	Body & Hotspot	QPSK	Mode B	5	Front	132322	1745	50	24	23.0	22.7	0.337	0.361	0.186	0.199	
ANT 4	Hotspot	QPSK	Mode B	5	Edge Top	132322	1745	1	0	23.0	22.8	0.407	0.426	0.186	0.195	
ANT 4	Hotspot	QPSK	Mode B	5	Edge Top	132322	1745	50	24	23.0	22.7	0.427	0.458	0.196	0.210	
ANT 4	Hotspot	QPSK	Mode B	5	Edge Right	132072	1720	1	0	23.0	22.8	0.846	0.886	0.410	0.429	
ANT 4	Hotspot	QPSK	Mode B	5	Edge Right	132072	1720	50	24	23.0	22.7	0.839	0.899	0.405	0.434	
ANT 4	Hotspot	QPSK	Mode B	5	Edge Right	132322	1745	1	0	23.0	22.8	0.847	0.887	0.424	0.444	
ANT 4	Hotspot	QPSK	Mode B	5	Edge Right	132322	1745	50	24	23.0	22.7	0.891	0.955	0.445	0.477	
ANT 4	Hotspot	QPSK	Mode B	5	Edge Right	132322	1745	100	0	23.0	22.7	0.909	0.974	0.463	0.496	
ANT 4	Hotspot	QPSK	Mode B	5	Edge Right	132572	1770	1	0	23.0	22.7	0.745	0.798	0.379	0.406	
ANT 4	Hotspot	QPSK	Mode B	5	Edge Right	132572	1770	50	24	23.0	22.8	0.730	0.764	0.370	0.387	

10.19. LTE Band 71 (20MHz Bandwidth)

Antenna(s)	RF Exposure Condition	Mode(s)	Power Mode(s)	Dist. (mm)	Test Position(s)	Channel	Freq. (MHz)	RB Allocation	RB Offset	Max Output Pwr (dBm)	Meas. (dBm)	1-g Meas. (W/kg)	1-g Scaled (W/kg)	10-g Meas. (W/kg)	10-g Scaled (W/kg)	Plot No.
ANT 1	Head	QPSK	Mode A	0	Left Cheek	133297	680.5	1	49	25.7	24.7	0.127	0.159	0.098	0.123	
ANT 1	Head	QPSK	Mode A	0	Left Cheek	133297	680.5	50	25	24.7	24.0	0.109	0.127	0.085	0.099	
ANT 1	Head	QPSK	Mode A	0	Left Tilt	133297	680.5	1	49	25.7	24.7	0.069	0.086	0.055	0.069	
ANT 1	Head	QPSK	Mode A	0	Left Tilt	133297	680.5	50	25	24.7	24.0	0.059	0.069	0.047	0.055	
ANT 1	Head	QPSK	Mode A	0	Right Cheek	133297	680.5	1	49	25.7	24.7	0.171	0.214	0.132	0.165	
ANT 1	Head	QPSK	Mode A	0	Right Cheek	133297	680.5	50	25	24.7	24.0	0.149	0.173	0.115	0.134	
ANT 1	Head	QPSK	Mode A	0	Right Tilt	133297	680.5	1	49	25.7	24.7	0.098	0.123	0.079	0.099	
ANT 1	Head	QPSK	Mode A	0	Right Tilt	133297	680.5	50	25	24.7	24.0	0.086	0.100	0.068	0.079	
ANT 1	Body & Hotspot	QPSK	Mode B	5	Back	133297	680.5	1	49	25.7	24.7	0.395	0.494	0.219	0.274	53
ANT 1	Body & Hotspot	QPSK	Mode B	5	Back	133297	680.5	50	25	24.7	24.0	0.341	0.397	0.189	0.220	
ANT 1	Body & Hotspot	QPSK	Mode B	5	Front	133297	680.5	1	49	25.7	24.7	0.229	0.286	0.139	0.174	
ANT 1	Body & Hotspot	QPSK	Mode B	5	Front	133297	680.5	50	25	24.7	24.0	0.196	0.228	0.120	0.140	
ANT 1	Hotspot	QPSK	Mode B	5	Edge Right	133297	680.5	1	49	25.7	24.7	0.544	0.680	0.362	0.453	54
ANT 1	Hotspot	QPSK	Mode B	5	Edge Right	133297	680.5	50	25	24.7	24.0	0.477	0.555	0.315	0.367	
ANT 1	Hotspot	QPSK	Mode B	5	Edge Bottom	133297	680.5	1	49	25.7	24.7	0.285	0.356	0.128	0.160	
ANT 1	Hotspot	QPSK	Mode B	5	Edge Bottom	133297	680.5	50	25	24.7	24.0	0.248	0.289	0.111	0.129	
ANT 1	Hotspot	QPSK	Mode B	5	Edge Left	133297	680.5	1	49	25.7	24.7	0.276	0.345	0.181	0.226	
ANT 1	Hotspot	QPSK	Mode B	5	Edge Left	133297	680.5	50	25	24.7	24.0	0.241	0.281	0.157	0.183	
Antenna(s)	RF Exposure Condition	Mode(s)	Power Mode(s)	Dist. (mm)	Test Position(s)	Channel	Freq. (MHz)	RB Allocation	RB Offset	Max Output Pwr (dBm)	Meas. (dBm)	1-g Meas. (W/kg)	1-g Scaled (W/kg)	10-g Meas. (W/kg)	10-g Scaled (W/kg)	Plot No.
ANT 2	Head	QPSK	Mode A	0	Left Cheek	133297	680.5	1	49	25.2	24.3	0.267	0.328	0.147	0.181	
ANT 2	Head	QPSK	Mode A	0	Left Cheek	133297	680.5	50	25	24.2	23.7	0.237	0.266	0.135	0.151	
ANT 2	Head	QPSK	Mode A	0	Left Tilt	133297	680.5	1	49	25.2	24.3	0.236	0.290	0.122	0.150	
ANT 2	Head	QPSK	Mode A	0	Left Tilt	133297	680.5	50	25	24.2	23.7	0.224	0.251	0.116	0.130	
ANT 2	Head	QPSK	Mode A	0	Right Cheek	133297	680.5	1	49	25.2	24.3	0.363	0.447	0.201	0.247	52
ANT 2	Head	QPSK	Mode A	0	Right Cheek	133297	680.5	50	25	24.2	23.7	0.352	0.395	0.194	0.218	
ANT 2	Head	QPSK	Mode A	0	Right Tilt	133297	680.5	1	49	25.2	24.3	0.305	0.375	0.154	0.189	
ANT 2	Head	QPSK	Mode A	0	Right Tilt	133297	680.5	50	25	24.2	23.7	0.269	0.302	0.136	0.153	
ANT 2	Body & Hotspot	QPSK	Mode B	5	Back	133297	680.5	1	49	25.2	24.3	0.275	0.338	0.149	0.183	
ANT 2	Body & Hotspot	QPSK	Mode B	5	Back	133297	680.5	50	25	24.2	23.7	0.224	0.251	0.122	0.137	
ANT 2	Body & Hotspot	QPSK	Mode B	5	Front	133297	680.5	1	49	25.2	24.3	0.186	0.229	0.105	0.129	
ANT 2	Body & Hotspot	QPSK	Mode B	5	Front	133297	680.5	50	25	24.2	23.7	0.164	0.184	0.092	0.103	
ANT 2	Hotspot	QPSK	Mode B	5	Edge Top	133297	680.5	1	49	25.2	24.3	0.137	0.169	0.059	0.073	
ANT 2	Hotspot	QPSK	Mode B	5	Edge Top	133297	680.5	50	25	24.2	23.7	0.126	0.141	0.055	0.062	
ANT 2	Hotspot	QPSK	Mode B	5	Edge Right	133297	680.5	1	49	25.2	24.3	0.046	0.057	0.030	0.037	
ANT 2	Hotspot	QPSK	Mode B	5	Edge Right	133297	680.5	50	25	24.2	23.7	0.043	0.048	0.029	0.033	
ANT 2	Hotspot	QPSK	Mode B	5	Edge Left	133297	680.5	1	49	25.2	24.3	0.124	0.153	0.063	0.078	
ANT 2	Hotspot	QPSK	Mode B	5	Edge Left	133297	680.5	50	25	24.2	23.7	0.108	0.121	0.054	0.061	

10.20. NR Band n5 (20MHz Bandwidth)

Antenna(s)	RF Exposure Condition	Mode(s)	Power Mode(s)	Dist. (mm)	Test Position(s)	Channel	Freq. (MHz)	RB Allocation	RB Offset	Max Output Pwr (dBm)	Meas. (dBm)	1-g Meas. (W/kg)	1-g Scaled (W/kg)	10-g Meas. (W/kg)	10-g Scaled (W/kg)	Plot No.
ANT 1	Head	DFT-s-OFDM 11/2 BPSK	Mode A	0	Left Cheek	167300	836.5	1	104	25.7	24.5	0.175	0.231	0.133	0.175	
ANT 1	Head	DFT-s-OFDM 11/2 BPSK	Mode A	0	Left Cheek	167300	836.5	50	28	25.7	24.5	0.183	0.241	0.138	0.182	
ANT 1	Head	DFT-s-OFDM 11/2 BPSK	Mode A	0	Left Tilt	167300	836.5	1	104	25.7	24.5	0.117	0.154	0.089	0.117	
ANT 1	Head	DFT-s-OFDM 11/2 BPSK	Mode A	0	Left Tilt	167300	836.5	50	28	25.7	24.5	0.132	0.174	0.099	0.131	
ANT 1	Head	DFT-s-OFDM 11/2 BPSK	Mode A	0	Right Cheek	167300	836.5	1	104	25.7	24.5	0.205	0.270	0.154	0.203	
ANT 1	Head	DFT-s-OFDM 11/2 BPSK	Mode A	0	Right Cheek	167300	836.5	50	28	25.7	24.5	0.202	0.266	0.152	0.200	
ANT 1	Head	DFT-s-OFDM 11/2 BPSK	Mode A	0	Right Tilt	167300	836.5	1	104	25.7	24.5	0.111	0.146	0.085	0.112	
ANT 1	Head	DFT-s-OFDM 11/2 BPSK	Mode A	0	Right Tilt	167300	836.5	50	28	25.7	24.5	0.117	0.154	0.090	0.119	
ANT 1	Body & Hotspot	DFT-s-OFDM 11/2 BPSK	Mode B	5	Back	167300	836.5	1	104	25.7	24.5	0.500	0.659	0.325	0.428	56
ANT 1	Body & Hotspot	DFT-s-OFDM 11/2 BPSK	Mode B	5	Back	167300	836.5	50	28	25.7	24.5	0.483	0.637	0.314	0.414	
ANT 1	Body & Hotspot	DFT-s-OFDM 11/2 BPSK	Mode B	5	Front	167300	836.5	1	104	25.7	24.5	0.307	0.405	0.197	0.260	
ANT 1	Body & Hotspot	DFT-s-OFDM 11/2 BPSK	Mode B	5	Front	167300	836.5	50	28	25.7	24.5	0.290	0.382	0.190	0.250	
ANT 1	Hotspot	DFT-s-OFDM 11/2 BPSK	Mode B	5	Edge Right	167300	836.5	1	104	25.7	24.5	0.413	0.544	0.182	0.240	
ANT 1	Hotspot	DFT-s-OFDM 11/2 BPSK	Mode B	5	Edge Right	167300	836.5	50	28	25.7	24.5	0.483	0.637	0.311	0.410	57
ANT 1	Hotspot	DFT-s-OFDM 11/2 BPSK	Mode B	5	Edge Bottom	167300	836.5	1	104	25.7	24.5	0.136	0.179	0.068	0.090	
ANT 1	Hotspot	DFT-s-OFDM 11/2 BPSK	Mode B	5	Edge Bottom	167300	836.5	50	28	25.7	24.5	0.124	0.163	0.063	0.083	
ANT 1	Hotspot	DFT-s-OFDM 11/2 BPSK	Mode B	5	Edge Left	167300	836.5	1	104	25.7	24.5	0.302	0.398	0.192	0.253	
ANT 1	Hotspot	DFT-s-OFDM 11/2 BPSK	Mode B	5	Edge Left	167300	836.5	50	28	25.7	24.5	0.348	0.459	0.222	0.293	
Antenna(s)	RF Exposure Condition	Mode(s)	Power Mode(s)	Dist. (mm)	Test Position(s)	Channel	Freq. (MHz)	RB Allocation	RB Offset	Max Output Pwr (dBm)	Meas. (dBm)	1-g Meas. (W/kg)	1-g Scaled (W/kg)	10-g Meas. (W/kg)	10-g Scaled (W/kg)	Plot No.
ANT 2	Head	DFT-s-OFDM 11/2 BPSK	Mode A	0	Left Cheek	167300	836.5	1	1	24.5	23.1	0.520	0.713	0.321	0.440	
ANT 2	Head	DFT-s-OFDM 11/2 BPSK	Mode A	0	Left Cheek	167300	836.5	50	28	24.5	23.0	0.498	0.699	0.309	0.433	
ANT 2	Head	DFT-s-OFDM 11/2 BPSK	Mode A	0	Left Tilt	167300	836.5	1	1	24.5	23.1	0.475	0.651	0.266	0.365	
ANT 2	Head	DFT-s-OFDM 11/2 BPSK	Mode A	0	Left Tilt	167300	836.5	50	28	24.5	23.0	0.413	0.579	0.238	0.334	
ANT 2	Head	DFT-s-OFDM 11/2 BPSK	Mode A	0	Right Cheek	167300	836.5	1	1	24.5	23.1	0.633	0.868	0.394	0.540	55
ANT 2	Head	DFT-s-OFDM 11/2 BPSK	Mode A	0	Right Cheek	167300	836.5	50	28	24.5	23.0	0.606	0.850	0.369	0.518	
ANT 2	Head	DFT-s-OFDM 11/2 BPSK	Mode A	0	Right Tilt	167300	836.5	1	1	24.5	23.1	0.593	0.813	0.297	0.407	
ANT 2	Head	DFT-s-OFDM 11/2 BPSK	Mode A	0	Right Tilt	167300	836.5	50	28	24.5	23.0	0.459	0.644	0.248	0.348	
ANT 2	Body & Hotspot	DFT-s-OFDM 11/2 BPSK	Mode B	5	Back	167300	836.5	1	1	25.2	24.5	0.324	0.382	0.208	0.245	
ANT 2	Body & Hotspot	DFT-s-OFDM 11/2 BPSK	Mode B	5	Back	167300	836.5	50	28	25.2	24.4	0.318	0.381	0.205	0.245	
ANT 2	Body & Hotspot	DFT-s-OFDM 11/2 BPSK	Mode B	5	Front	167300	836.5	1	1	25.2	24.5	0.264	0.311	0.161	0.190	
ANT 2	Body & Hotspot	DFT-s-OFDM 11/2 BPSK	Mode B	5	Front	167300	836.5	50	28	25.2	24.4	0.270	0.323	0.165	0.197	
ANT 2	Hotspot	DFT-s-OFDM 11/2 BPSK	Mode B	5	Edge Top	167300	836.5	1	1	25.2	24.5	0.174	0.205	0.089	0.105	
ANT 2	Hotspot	DFT-s-OFDM 11/2 BPSK	Mode B	5	Edge Top	167300	836.5	50	28	25.2	24.4	0.173	0.207	0.087	0.104	
ANT 2	Hotspot	DFT-s-OFDM 11/2 BPSK	Mode B	5	Edge Right	167300	836.5	1	1	25.2	24.5	0.159	0.187	0.103	0.121	
ANT 2	Hotspot	DFT-s-OFDM 11/2 BPSK	Mode B	5	Edge Right	167300	836.5	50	28	25.2	24.4	0.135	0.162	0.087	0.104	
ANT 2	Hotspot	DFT-s-OFDM 11/2 BPSK	Mode B	5	Edge Left	167300	836.5	1	1	25.2	24.5	0.221	0.260	0.143	0.168	
ANT 2	Hotspot	DFT-s-OFDM 11/2 BPSK	Mode B	5	Edge Left	167300	836.5	50	28	25.2	24.4	0.188	0.225	0.122	0.146	

10.21. NR Band n7 (40MHz Bandwidth)

Antenna(s)	RF Exposure Condition	Mode(s)	Power Mode(s)	Dist. (mm)	Test Position(s)	Channel	Freq. (MHz)	RB Allocation	RB Offset	Max Output Pwr (dBm)	Meas. (dBm)	1-g Meas. (W/kg)	1-g Scaled (W/kg)	10-g Meas. (W/kg)	10-g Scaled (W/kg)	Plot No.
ANT 1	Head	DFT-s-OFDM 11/2 BPSK	Mode A	0	Left Cheek	507000	2535	1	1	24.4	24.0	0.093	0.102	0.053	0.058	
ANT 1	Head	DFT-s-OFDM 11/2 BPSK	Mode A	0	Left Cheek	507000	2535	108	54	24.4	23.9	0.091	0.102	0.051	0.057	
ANT 1	Head	DFT-s-OFDM 11/2 BPSK	Mode A	0	Left Tilt	507000	2535	1	1	24.4	24.0	0.075	0.082	0.040	0.044	
ANT 1	Head	DFT-s-OFDM 11/2 BPSK	Mode A	0	Left Tilt	507000	2535	108	54	24.4	23.9	0.095	0.107	0.048	0.054	
ANT 1	Head	DFT-s-OFDM 11/2 BPSK	Mode A	0	Right Cheek	507000	2535	1	1	24.4	24.0	0.169	0.185	0.092	0.101	
ANT 1	Head	DFT-s-OFDM 11/2 BPSK	Mode A	0	Right Cheek	507000	2535	108	54	24.4	23.9	0.137	0.154	0.075	0.084	
ANT 1	Head	DFT-s-OFDM 11/2 BPSK	Mode A	0	Right Tilt	507000	2535	1	1	24.4	24.0	0.065	0.071	0.035	0.038	
ANT 1	Head	DFT-s-OFDM 11/2 BPSK	Mode A	0	Right Tilt	507000	2535	108	54	24.4	23.9	0.062	0.070	0.033	0.037	
ANT 1	Body & Hotspot	DFT-s-OFDM 11/2 BPSK	Mode B	5	Back	507000	2535	1	1	21.4	21.0	0.517	0.567	0.259	0.284	
ANT 1	Body & Hotspot	DFT-s-OFDM 11/2 BPSK	Mode B	5	Back	507000	2535	108	54	21.4	20.8	0.574	0.659	0.278	0.319	
ANT 1	Body & Hotspot	DFT-s-OFDM 11/2 BPSK	Mode B	5	Front	507000	2535	1	1	21.4	21.0	0.370	0.406	0.174	0.191	
ANT 1	Body & Hotspot	DFT-s-OFDM 11/2 BPSK	Mode B	5	Front	507000	2535	108	54	21.4	20.8	0.395	0.454	0.187	0.215	
ANT 1	Hotspot	DFT-s-OFDM 11/2 BPSK	Mode B	5	Edge Right	507000	2535	1	1	21.4	21.0	0.622	0.682	0.267	0.293	
ANT 1	Hotspot	DFT-s-OFDM 11/2 BPSK	Mode B	5	Edge Right	507000	2535	108	54	21.4	20.8	0.630	0.723	0.268	0.308	
ANT 1	Hotspot	DFT-s-OFDM 11/2 BPSK	Mode B	5	Edge Bottom	507000	2535	1	1	21.4	21.0	0.806	0.884	0.316	0.346	
ANT 1	Hotspot	DFT-s-OFDM 11/2 BPSK	Mode B	5	Edge Bottom	507000	2535	108	54	21.4	20.8	0.812	0.932	0.313	0.359	
ANT 1	Hotspot	DFT-s-OFDM 11/2 BPSK	Mode B	5	Edge Left	507000	2535	1	1	21.4	21.0	0.011	0.012	0.004	0.004	
ANT 1	Hotspot	DFT-s-OFDM 11/2 BPSK	Mode B	5	Edge Left	507000	2535	108	54	21.4	20.8	0.023	0.026	0.009	0.010	
ANT 2	Head	DFT-s-OFDM 11/2 BPSK	Mode A	0	Left Cheek	507000	2535	1	1	20.3	20.2	0.367	0.380	0.152	0.157	
ANT 2	Head	DFT-s-OFDM 11/2 BPSK	Mode A	0	Left Cheek	507000	2535	108	54	20.3	19.9	0.308	0.338	0.131	0.144	
ANT 2	Head	DFT-s-OFDM 11/2 BPSK	Mode A	0	Left Tilt	507000	2535	1	1	20.3	20.2	0.429	0.444	0.170	0.176	
ANT 2	Head	DFT-s-OFDM 11/2 BPSK	Mode A	0	Left Tilt	507000	2535	108	54	20.3	19.9	0.399	0.439	0.161	0.177	
ANT 2	Head	DFT-s-OFDM 11/2 BPSK	Mode A	0	Right Cheek	507000	2535	1	1	20.3	20.2	0.928	0.961	0.398	0.412	
ANT 2	Head	DFT-s-OFDM 11/2 BPSK	Mode A	0	Right Cheek	507000	2535	108	54	20.3	19.9	0.900	0.989	0.385	0.423	58
ANT 2	Head	DFT-s-OFDM 11/2 BPSK	Mode A	0	Right Tilt	507000	2535	1	1	20.3	20.2	0.863	0.893	0.334	0.346	
ANT 2	Head	DFT-s-OFDM 11/2 BPSK	Mode A	0	Right Tilt	507000	2535	108	54	20.3	19.9	0.850	0.934	0.326	0.358	
ANT 2	Body & Hotspot	DFT-s-OFDM 11/2 BPSK	Mode B	5	Back	507000	2535	1	1	20.6	20.2	0.507	0.562	0.212	0.235	
ANT 2	Body & Hotspot	DFT-s-OFDM 11/2 BPSK	Mode B	5	Back	507000	2535	108	54	20.6	19.9	0.513	0.604	0.211	0.248	
ANT 2	Body & Hotspot	DFT-s-OFDM 11/2 BPSK	Mode B	5	Front	507000	2535	1	1	20.6	20.2	0.386	0.428	0.172	0.191	
ANT 2	Body & Hotspot	DFT-s-OFDM 11/2 BPSK	Mode B	5	Front	507000	2535	108	54	20.6	19.9	0.480	0.565	0.210	0.247	
ANT 2	Hotspot	DFT-s-OFDM 11/2 BPSK	Mode B	5	Edge Top	507000	2535	1	1	20.6	20.2	0.266	0.295	0.096	0.106	
ANT 2	Hotspot	DFT-s-OFDM 11/2 BPSK	Mode B	5	Edge Top	507000	2535	108	54	20.6	19.9	0.256	0.301	0.091	0.107	
ANT 2	Hotspot	DFT-s-OFDM 11/2 BPSK	Mode B	5	Edge Right	507000	2535	1	1	20.6	20.2	0.040	0.044	0.021	0.023	
ANT 2	Hotspot	DFT-s-OFDM 11/2 BPSK	Mode B	5	Edge Right	507000	2535	108	54	20.6	19.9	0.043	0.051	0.023	0.027	
ANT 2	Hotspot	DFT-s-OFDM 11/2 BPSK	Mode B	5	Edge Left	507000	2535	1	1	20.6	20.2	0.739	0.820	0.335	0.372	
ANT 2	Hotspot	DFT-s-OFDM 11/2 BPSK	Mode B	5	Edge Left	507000	2535	108	54	20.6	19.9	0.730	0.860	0.330	0.389	
ANT 3	Head	DFT-s-OFDM 11/2 BPSK	Mode A	0	Left Cheek	507000	2535	1	214	22.5	22.0	0.347	0.392	0.187	0.211	
ANT 3	Head	DFT-s-OFDM 11/2 BPSK	Mode A	0	Left Cheek	507000	2535	108	54	22.5	22.0	0.314	0.356	0.171	0.194	
ANT 3	Head	DFT-s-OFDM 11/2 BPSK	Mode A	0	Left Tilt	507000	2535	1	214	22.5	22.0	0.096	0.108	0.051	0.058	
ANT 3	Head	DFT-s-OFDM 11/2 BPSK	Mode A	0	Left Tilt	507000	2535	108	54	22.5	22.0	0.091	0.103	0.048	0.054	
ANT 3	Head	DFT-s-OFDM 11/2 BPSK	Mode A	0	Right Cheek	507000	2535	1	214	22.5	22.0	0.150	0.169	0.083	0.094	
ANT 3	Head	DFT-s-OFDM 11/2 BPSK	Mode A	0	Right Cheek	507000	2535	108	54	22.5	22.0	0.145	0.164	0.081	0.092	
ANT 3	Head	DFT-s-OFDM 11/2 BPSK	Mode A	0	Right Tilt	507000	2535	1	214	22.5	22.0	0.164	0.185	0.083	0.094	
ANT 3	Head	DFT-s-OFDM 11/2 BPSK	Mode A	0	Right Tilt	507000	2535	108	54	22.5	22.0	0.160	0.181	0.082	0.093	
ANT 3	Body & Hotspot	DFT-s-OFDM 11/2 BPSK	Mode B	5	Back	507000	2535	1	214	19.3	19.0	0.735	0.788	0.319	0.342	59
ANT 3	Body & Hotspot	DFT-s-OFDM 11/2 BPSK	Mode B	5	Back	507000	2535	108	54	19.3	19.0	0.717	0.774	0.311	0.336	
ANT 3	Body & Hotspot	DFT-s-OFDM 11/2 BPSK	Mode B	5	Front	507000	2535	1	214	19.3	19.0	0.430	0.461	0.191	0.205	
ANT 3	Body & Hotspot	DFT-s-OFDM 11/2 BPSK	Mode B	5	Front	507000	2535	108	54	19.3	19.0	0.425	0.459	0.186	0.201	
ANT 3	Hotspot	DFT-s-OFDM 11/2 BPSK	Mode B	5	Edge Bottom	507000	2535	1	214	19.3	19.0	0.451	0.483	0.182	0.195	
ANT 3	Hotspot	DFT-s-OFDM 11/2 BPSK	Mode B	5	Edge Bottom	507000	2535	108	54	19.3	19.0	0.441	0.476	0.176	0.190	
ANT 3	Hotspot	DFT-s-OFDM 11/2 BPSK	Mode B	5	Edge Left	507000	2535	1	214	19.3	19.0	0.761	0.815	0.343	0.368	
ANT 3	Hotspot	DFT-s-OFDM 11/2 BPSK	Mode B	5	Edge Left	507000	2535	108	54	19.3	19.0	0.752	0.811	0.337	0.364	
ANT 4	Head	DFT-s-OFDM 11/2 BPSK	Mode A	0	Left Cheek	507000	2535	1	214	21.1	21.1	0.900	0.900	0.439	0.439	
ANT 4	Head	DFT-s-OFDM 11/2 BPSK	Mode A	0	Left Cheek	507000	2535	108	54	21.1	21.1	0.864	0.864	0.423	0.423	
ANT 4	Head	DFT-s-OFDM 11/2 BPSK	Mode A	0	Left Tilt	507000	2535	1	214	21.1	21.1	0.759	0.759	0.356	0.356	
ANT 4	Head	DFT-s-OFDM 11/2 BPSK	Mode A	0	Left Tilt	507000	2535	108	54	21.1	21.1	0.753	0.753	0.355	0.355	
ANT 4	Head	DFT-s-OFDM 11/2 BPSK	Mode A	0	Right Cheek	507000	2535	1	214	21.1	21.1	0.296	0.296	0.161	0.161	
ANT 4	Head	DFT-s-OFDM 11/2 BPSK	Mode A	0	Right Cheek	507000	2535	108	54	21.1	21.1	0.388	0.388	0.207	0.207	
ANT 4	Head	DFT-s-OFDM 11/2 BPSK	Mode A	0	Right Tilt	507000	2535	1	214	21.1	21.1	0.171	0.171	0.089	0.089	
ANT 4	Head	DFT-s-OFDM 11/2 BPSK	Mode A	0	Right Tilt	507000	2535	108	54	21.1	21.1	0.190	0.190	0.099	0.099	
ANT 4	Body & Hotspot	DFT-s-OFDM 11/2 BPSK	Mode B	5	Back	507000	2535	1	214	20.6	19.8	0.545	0.655	0.296	0.356	
ANT 4	Body & Hotspot	DFT-s-OFDM 11/2 BPSK	Mode B	5	Back	507000	2535	108	54	20.6	19.5	0.553	0.716	0.303	0.392	
ANT 4	Body & Hotspot	DFT-s-OFDM 11/2 BPSK	Mode B	5	Front	507000	2535	1	214	20.6	19.8	0.297	0.357	0.147	0.177	
ANT 4	Body & Hotspot	DFT-s-OFDM 11/2 BPSK	Mode B	5	Front	507000	2535	108	54	20.6	19.5	0.343	0.444	0.170	0.220	
ANT 4	Hotspot	DFT-s-OFDM 11/2 BPSK	Mode B	5	Edge Top	507000	2535	1	214	20.6	19.8	0.154	0.185	0.062	0.075	
ANT 4	Hotspot	DFT-s-OFDM 11/2 BPSK	Mode B	5	Edge Top	507000	2535	108	54	20.6	19.5	0.147	0.190	0.059	0.076	
ANT 4	Hotspot	DFT-s-OFDM 11/2 BPSK	Mode B	5	Edge Right	507000	2535	1	214	20.6	19.8	0.737	0.886	0.336	0.404	
ANT 4	Hotspot	DFT-s-OFDM 11/2 BPSK	Mode B	5	Edge Right	507000	2535	108	54	20.6	19.5	0.736	0.953	0.335	0.434	60

10.22. NR Band n12 (15MHz Bandwidth)

Antenna(s)	RF Exposure Condition	Mode(s)	Power Mode(s)	Dist. (mm)	Test Position(s)	Channel	Freq. (MHz)	RB Allocation	RB Offset	Max Output Pwr (dBm)	Meas. (dBm)	1-g Meas. (W/kg)	1-g Scaled (W/kg)	10-g Meas. (W/kg)	10-g Scaled (W/kg)	Plot No.
ANT 1	Head	DFT-s-OFDM $\pi/2$ BPSK	Mode A	0	Left Cheek	141500	707.5	1	77	25.7	24.5	0.131	0.173	0.103	0.136	
ANT 1	Head	DFT-s-OFDM $\pi/2$ BPSK	Mode A	0	Left Cheek	141500	707.5	36	22	25.7	24.6	0.135	0.173	0.107	0.137	
ANT 1	Head	DFT-s-OFDM $\pi/2$ BPSK	Mode A	0	Left Tilt	141500	707.5	1	77	25.7	24.5	0.092	0.121	0.075	0.099	
ANT 1	Head	DFT-s-OFDM $\pi/2$ BPSK	Mode A	0	Left Tilt	141500	707.5	36	22	25.7	24.6	0.093	0.119	0.077	0.099	
ANT 1	Head	DFT-s-OFDM $\pi/2$ BPSK	Mode A	0	Right Cheek	141500	707.5	1	77	25.7	24.5	0.179	0.236	0.139	0.183	
ANT 1	Head	DFT-s-OFDM $\pi/2$ BPSK	Mode A	0	Right Cheek	141500	707.5	36	22	25.7	24.6	0.161	0.206	0.128	0.164	
ANT 1	Head	DFT-s-OFDM $\pi/2$ BPSK	Mode A	0	Right Tilt	141500	707.5	1	77	25.7	24.5	0.089	0.117	0.073	0.096	
ANT 1	Head	DFT-s-OFDM $\pi/2$ BPSK	Mode A	0	Right Tilt	141500	707.5	36	22	25.7	24.6	0.100	0.128	0.081	0.104	
ANT 1	Body & Hotspot	DFT-s-OFDM $\pi/2$ BPSK	Mode B	5	Back	141500	707.5	1	77	25.7	24.5	0.427	0.563	0.238	0.314	62
ANT 1	Body & Hotspot	DFT-s-OFDM $\pi/2$ BPSK	Mode B	5	Back	141500	707.5	36	22	25.7	24.6	0.430	0.551	0.243	0.312	
ANT 1	Body & Hotspot	DFT-s-OFDM $\pi/2$ BPSK	Mode B	5	Front	141500	707.5	1	77	25.7	24.5	0.238	0.314	0.142	0.187	
ANT 1	Body & Hotspot	DFT-s-OFDM $\pi/2$ BPSK	Mode B	5	Front	141500	707.5	36	22	25.7	24.6	0.242	0.310	0.142	0.182	
ANT 1	Hotspot	DFT-s-OFDM $\pi/2$ BPSK	Mode B	5	Edge Right	141500	707.5	1	77	25.7	24.5	0.602	0.794	0.405	0.534	63
ANT 1	Hotspot	DFT-s-OFDM $\pi/2$ BPSK	Mode B	5	Edge Right	141500	707.5	36	22	25.7	24.6	0.611	0.784	0.407	0.522	
ANT 1	Hotspot	DFT-s-OFDM $\pi/2$ BPSK	Mode B	5	Edge Bottom	141500	707.5	1	77	25.7	24.5	0.284	0.374	0.126	0.166	
ANT 1	Hotspot	DFT-s-OFDM $\pi/2$ BPSK	Mode B	5	Edge Bottom	141500	707.5	36	22	25.7	24.6	0.307	0.394	0.134	0.172	
ANT 1	Hotspot	DFT-s-OFDM $\pi/2$ BPSK	Mode B	5	Edge Left	141500	707.5	1	77	25.7	24.5	0.272	0.359	0.178	0.235	
ANT 1	Hotspot	DFT-s-OFDM $\pi/2$ BPSK	Mode B	5	Edge Left	141500	707.5	36	22	25.7	24.6	0.296	0.380	0.194	0.249	
Antenna(s)	RF Exposure Condition	Mode(s)	Power Mode(s)	Dist. (mm)	Test Position(s)	Channel	Freq. (MHz)	RB Allocation	RB Offset	Max Output Pwr (dBm)	Meas. (dBm)	1-g Meas. (W/kg)	1-g Scaled (W/kg)	10-g Meas. (W/kg)	10-g Scaled (W/kg)	Plot No.
ANT 2	Head	DFT-s-OFDM $\pi/2$ BPSK	Mode A	0	Left Cheek	141500	707.5	1	1	25.2	24.3	0.566	0.696	0.346	0.426	
ANT 2	Head	DFT-s-OFDM $\pi/2$ BPSK	Mode A	0	Left Cheek	141500	707.5	36	22	25.2	24.3	0.595	0.732	0.353	0.434	
ANT 2	Head	DFT-s-OFDM $\pi/2$ BPSK	Mode A	0	Left Tilt	141500	707.5	1	1	25.2	24.3	0.513	0.631	0.280	0.344	
ANT 2	Head	DFT-s-OFDM $\pi/2$ BPSK	Mode A	0	Left Tilt	141500	707.5	36	22	25.2	24.3	0.544	0.669	0.288	0.354	
ANT 2	Head	DFT-s-OFDM $\pi/2$ BPSK	Mode A	0	Right Cheek	141500	707.5	1	1	25.2	24.3	0.632	0.778	0.417	0.513	61
ANT 2	Head	DFT-s-OFDM $\pi/2$ BPSK	Mode A	0	Right Cheek	141500	707.5	36	22	25.2	24.3	0.593	0.730	0.370	0.455	
ANT 2	Head	DFT-s-OFDM $\pi/2$ BPSK	Mode A	0	Right Tilt	141500	707.5	1	1	25.2	24.3	0.606	0.746	0.348	0.428	
ANT 2	Head	DFT-s-OFDM $\pi/2$ BPSK	Mode A	0	Right Tilt	141500	707.5	36	22	25.2	24.3	0.593	0.730	0.340	0.418	
ANT 2	Body & Hotspot	DFT-s-OFDM $\pi/2$ BPSK	Mode B	5	Back	141500	707.5	1	1	25.2	24.3	0.397	0.488	0.227	0.279	
ANT 2	Body & Hotspot	DFT-s-OFDM $\pi/2$ BPSK	Mode B	5	Back	141500	707.5	36	22	25.2	24.3	0.398	0.490	0.227	0.279	
ANT 2	Body & Hotspot	DFT-s-OFDM $\pi/2$ BPSK	Mode B	5	Front	141500	707.5	1	1	25.2	24.3	0.225	0.277	0.148	0.182	
ANT 2	Body & Hotspot	DFT-s-OFDM $\pi/2$ BPSK	Mode B	5	Front	141500	707.5	36	22	25.2	24.3	0.225	0.277	0.147	0.181	
ANT 2	Hotspot	DFT-s-OFDM $\pi/2$ BPSK	Mode B	5	Edge Top	141500	707.5	1	1	25.2	24.3	0.150	0.185	0.072	0.089	
ANT 2	Hotspot	DFT-s-OFDM $\pi/2$ BPSK	Mode B	5	Edge Top	141500	707.5	36	22	25.2	24.3	0.158	0.194	0.078	0.096	
ANT 2	Hotspot	DFT-s-OFDM $\pi/2$ BPSK	Mode B	5	Edge Right	141500	707.5	1	1	25.2	24.3	0.143	0.176	0.096	0.118	
ANT 2	Hotspot	DFT-s-OFDM $\pi/2$ BPSK	Mode B	5	Edge Right	141500	707.5	36	22	25.2	24.3	0.162	0.199	0.109	0.134	
ANT 2	Hotspot	DFT-s-OFDM $\pi/2$ BPSK	Mode B	5	Edge Left	141500	707.5	1	1	25.2	24.3	0.277	0.341	0.184	0.226	
ANT 2	Hotspot	DFT-s-OFDM $\pi/2$ BPSK	Mode B	5	Edge Left	141500	707.5	36	22	25.2	24.3	0.290	0.357	0.191	0.235	

10.23. NR Band n14 (10MHz Bandwidth)

Antenna(s)	RF Exposure Condition	Mode(s)	Power Mode(s)	Dist. (mm)	Test Position(s)	Channel	Freq. (MHz)	RB Allocation	RB Offset	Max Output Pwr (dBm)	Meas. (dBm)	1-g Meas. (W/kg)	1-g Scaled (W/kg)	10-g Meas. (W/kg)	10-g Scaled (W/kg)	Plot No.
ANT 1	Head	DFT-s-OFDM 11/2 BPSK	Mode A	0	Left Cheek	158600	793	1	1	25.7	24.4	0.163	0.220	0.123	0.166	
ANT 1	Head	DFT-s-OFDM 11/2 BPSK	Mode A	0	Left Cheek	158600	793	25	14	25.7	24.5	0.166	0.219	0.127	0.167	
ANT 1	Head	DFT-s-OFDM 11/2 BPSK	Mode A	0	Left Tilt	158600	793	1	1	25.7	24.4	0.129	0.174	0.099	0.134	
ANT 1	Head	DFT-s-OFDM 11/2 BPSK	Mode A	0	Left Tilt	158600	793	25	14	25.7	24.5	0.127	0.167	0.098	0.129	
ANT 1	Head	DFT-s-OFDM 11/2 BPSK	Mode A	0	Right Cheek	158600	793	1	1	25.7	24.4	0.199	0.268	0.150	0.202	
ANT 1	Head	DFT-s-OFDM 11/2 BPSK	Mode A	0	Right Cheek	158600	793	25	14	25.7	24.5	0.195	0.257	0.149	0.196	
ANT 1	Head	DFT-s-OFDM 11/2 BPSK	Mode A	0	Right Tilt	158600	793	1	1	25.7	24.4	0.126	0.170	0.099	0.134	
ANT 1	Head	DFT-s-OFDM 11/2 BPSK	Mode A	0	Right Tilt	158600	793	25	14	25.7	24.5	0.102	0.134	0.078	0.103	
ANT 1	Body & Hotspot	DFT-s-OFDM 11/2 BPSK	Mode B	5	Back	158600	793	1	1	25.7	24.4	0.576	0.777	0.312	0.421	65
ANT 1	Body & Hotspot	DFT-s-OFDM 11/2 BPSK	Mode B	5	Back	158600	793	25	14	25.7	24.5	0.498	0.656	0.273	0.360	
ANT 1	Body & Hotspot	DFT-s-OFDM 11/2 BPSK	Mode B	5	Front	158600	793	1	1	25.7	24.4	0.303	0.409	0.175	0.236	
ANT 1	Body & Hotspot	DFT-s-OFDM 11/2 BPSK	Mode B	5	Front	158600	793	25	14	25.7	24.5	0.289	0.381	0.167	0.220	
ANT 1	Hotspot	DFT-s-OFDM 11/2 BPSK	Mode B	5	Edge Right	158600	793	1	1	25.7	24.4	0.623	0.840	0.408	0.550	66
ANT 1	Hotspot	DFT-s-OFDM 11/2 BPSK	Mode B	5	Edge Right	158600	793	25	14	25.7	24.5	0.613	0.808	0.401	0.529	
ANT 1	Hotspot	DFT-s-OFDM 11/2 BPSK	Mode B	5	Edge Bottom	158600	793	1	1	25.7	24.4	0.357	0.482	0.159	0.214	
ANT 1	Hotspot	DFT-s-OFDM 11/2 BPSK	Mode B	5	Edge Bottom	158600	793	25	14	25.7	24.5	0.395	0.521	0.173	0.228	
ANT 1	Hotspot	DFT-s-OFDM 11/2 BPSK	Mode B	5	Edge Left	158600	793	1	1	25.7	24.4	0.340	0.459	0.220	0.297	
ANT 1	Hotspot	DFT-s-OFDM 11/2 BPSK	Mode B	5	Edge Left	158600	793	25	14	25.7	24.5	0.334	0.440	0.217	0.286	
Antenna(s)	RF Exposure Condition	Mode(s)	Power Mode(s)	Dist. (mm)	Test Position(s)	Channel	Freq. (MHz)	RB Allocation	RB Offset	Max Output Pwr (dBm)	Meas. (dBm)	1-g Meas. (W/kg)	1-g Scaled (W/kg)	10-g Meas. (W/kg)	10-g Scaled (W/kg)	Plot No.
ANT 2	Head	DFT-s-OFDM 11/2 BPSK	Mode A	0	Left Cheek	158600	793	1	50	24.3	23.0	0.429	0.579	0.285	0.384	
ANT 2	Head	DFT-s-OFDM 11/2 BPSK	Mode A	0	Left Cheek	158600	793	25	14	24.3	23.0	0.399	0.538	0.266	0.359	
ANT 2	Head	DFT-s-OFDM 11/2 BPSK	Mode A	0	Left Tilt	158600	793	1	50	24.3	23.0	0.374	0.505	0.221	0.298	
ANT 2	Head	DFT-s-OFDM 11/2 BPSK	Mode A	0	Left Tilt	158600	793	25	14	24.3	23.0	0.354	0.478	0.211	0.285	
ANT 2	Head	DFT-s-OFDM 11/2 BPSK	Mode A	0	Right Cheek	158600	793	1	50	24.3	23.0	0.552	0.745	0.363	0.490	64
ANT 2	Head	DFT-s-OFDM 11/2 BPSK	Mode A	0	Right Cheek	158600	793	25	14	24.3	23.0	0.537	0.724	0.350	0.472	
ANT 2	Head	DFT-s-OFDM 11/2 BPSK	Mode A	0	Right Tilt	158600	793	1	50	24.3	23.0	0.378	0.510	0.219	0.295	
ANT 2	Head	DFT-s-OFDM 11/2 BPSK	Mode A	0	Right Tilt	158600	793	25	14	24.3	23.0	0.372	0.502	0.210	0.283	
ANT 2	Body & Hotspot	DFT-s-OFDM 11/2 BPSK	Mode B	5	Back	158600	793	1	50	25.2	24.2	0.416	0.524	0.267	0.336	
ANT 2	Body & Hotspot	DFT-s-OFDM 11/2 BPSK	Mode B	5	Back	158600	793	25	14	25.2	24.2	0.437	0.550	0.279	0.351	
ANT 2	Body & Hotspot	DFT-s-OFDM 11/2 BPSK	Mode B	5	Front	158600	793	1	50	25.2	24.2	0.213	0.268	0.143	0.180	
ANT 2	Body & Hotspot	DFT-s-OFDM 11/2 BPSK	Mode B	5	Front	158600	793	25	14	25.2	24.2	0.209	0.263	0.124	0.156	
ANT 2	Hotspot	DFT-s-OFDM 11/2 BPSK	Mode B	5	Edge Top	158600	793	1	50	25.2	24.2	0.138	0.174	0.071	0.089	
ANT 2	Hotspot	DFT-s-OFDM 11/2 BPSK	Mode B	5	Edge Top	158600	793	25	14	25.2	24.2	0.138	0.174	0.070	0.088	
ANT 2	Hotspot	DFT-s-OFDM 11/2 BPSK	Mode B	5	Edge Right	158600	793	1	50	25.2	24.2	0.151	0.190	0.099	0.125	
ANT 2	Hotspot	DFT-s-OFDM 11/2 BPSK	Mode B	5	Edge Right	158600	793	25	14	25.2	24.2	0.150	0.189	0.097	0.122	
ANT 2	Hotspot	DFT-s-OFDM 11/2 BPSK	Mode B	5	Edge Left	158600	793	1	50	25.2	24.2	0.287	0.361	0.187	0.235	
ANT 2	Hotspot	DFT-s-OFDM 11/2 BPSK	Mode B	5	Edge Left	158600	793	25	14	25.2	24.2	0.282	0.355	0.184	0.232	

10.24. NR Band n25 (40MHz Bandwidth)

Antenna(s)	RF Exposure Condition	Mode(s)	Power Mode(s)	Dist. (mm)	Test Position(s)	Channel	Freq. (MHz)	RB Allocation	RB Offset	Max Output Pwr (dBm)	Meas. (dBm)	1-g Meas. (W/kg)	1-g Scaled (W/kg)	10-g Meas. (W/kg)	10-g Scaled (W/kg)	Plot No.
ANT 1	Head	DFT-s-OFDM 11/2 BPSK	Mode A	0	Left Cheek	376500	1882.5	1	214	25.7	24.8	0.152	0.187	0.096	0.118	
ANT 1	Head	DFT-s-OFDM 11/2 BPSK	Mode A	0	Left Cheek	376500	1882.5	108	54	25.7	24.7	0.125	0.156	0.082	0.103	
ANT 1	Head	DFT-s-OFDM 11/2 BPSK	Mode A	0	Left Tilt	376500	1882.5	1	214	25.7	24.8	0.100	0.123	0.061	0.075	
ANT 1	Head	DFT-s-OFDM 11/2 BPSK	Mode A	0	Left Tilt	376500	1882.5	108	54	25.7	24.7	0.124	0.155	0.075	0.094	
ANT 1	Head	DFT-s-OFDM 11/2 BPSK	Mode A	0	Right Cheek	376500	1882.5	1	214	25.7	24.8	0.228	0.281	0.142	0.175	
ANT 1	Head	DFT-s-OFDM 11/2 BPSK	Mode A	0	Right Cheek	376500	1882.5	108	54	25.7	24.7	0.232	0.290	0.146	0.183	
ANT 1	Head	DFT-s-OFDM 11/2 BPSK	Mode A	0	Right Tilt	376500	1882.5	1	214	25.7	24.8	0.093	0.114	0.060	0.074	
ANT 1	Head	DFT-s-OFDM 11/2 BPSK	Mode A	0	Right Tilt	376500	1882.5	108	54	25.7	24.7	0.087	0.109	0.058	0.073	
ANT 1	Body & Hotspot	DFT-s-OFDM 11/2 BPSK	Mode B	5	Back	376500	1882.5	1	214	21.5	20.7	0.332	0.400	0.168	0.202	
ANT 1	Body & Hotspot	DFT-s-OFDM 11/2 BPSK	Mode B	5	Back	376500	1882.5	108	54	21.5	20.8	0.336	0.396	0.174	0.205	
ANT 1	Body & Hotspot	DFT-s-OFDM 11/2 BPSK	Mode B	5	Front	376500	1882.5	1	214	21.5	20.7	0.305	0.368	0.163	0.196	
ANT 1	Body & Hotspot	DFT-s-OFDM 11/2 BPSK	Mode B	5	Front	376500	1882.5	108	54	21.5	20.8	0.314	0.370	0.168	0.198	
ANT 1	Hotspot	DFT-s-OFDM 11/2 BPSK	Mode B	5	Edge Right	376500	1882.5	1	214	21.5	20.7	0.510	0.615	0.237	0.286	
ANT 1	Hotspot	DFT-s-OFDM 11/2 BPSK	Mode B	5	Edge Right	376500	1882.5	108	54	21.5	20.8	0.495	0.583	0.231	0.272	
ANT 1	Hotspot	DFT-s-OFDM 11/2 BPSK	Mode B	5	Edge Bottom	376500	1882.5	1	214	21.5	20.7	0.566	0.682	0.275	0.331	
ANT 1	Hotspot	DFT-s-OFDM 11/2 BPSK	Mode B	5	Edge Bottom	376500	1882.5	108	54	21.5	20.8	0.668	0.787	0.320	0.377	
ANT 1	Hotspot	DFT-s-OFDM 11/2 BPSK	Mode B	5	Edge Left	376500	1882.5	1	214	21.5	20.7	0.050	0.060	0.027	0.033	
ANT 1	Hotspot	DFT-s-OFDM 11/2 BPSK	Mode B	5	Edge Left	376500	1882.5	108	54	21.5	20.8	0.035	0.041	0.019	0.022	
ANT 2	Head	DFT-s-OFDM 11/2 BPSK	Mode A	0	Left Cheek	376500	1882.5	1	1	20.0	18.1	0.299	0.462	0.145	0.224	
ANT 2	Head	DFT-s-OFDM 11/2 BPSK	Mode A	0	Left Cheek	376500	1882.5	108	54	20.0	18.1	0.260	0.402	0.128	0.198	
ANT 2	Head	DFT-s-OFDM 11/2 BPSK	Mode A	0	Left Tilt	376500	1882.5	1	1	20.0	18.1	0.349	0.539	0.167	0.258	
ANT 2	Head	DFT-s-OFDM 11/2 BPSK	Mode A	0	Left Tilt	376500	1882.5	108	54	20.0	18.1	0.300	0.464	0.144	0.223	
ANT 2	Head	DFT-s-OFDM 11/2 BPSK	Mode A	0	Right Cheek	376500	1882.5	1	1	20.0	18.1	0.548	0.847	0.277	0.428	
ANT 2	Head	DFT-s-OFDM 11/2 BPSK	Mode A	0	Right Cheek	376500	1882.5	108	54	20.0	18.1	0.515	0.796	0.264	0.408	
ANT 2	Head	DFT-s-OFDM 11/2 BPSK	Mode A	0	Right Tilt	376500	1882.5	1	1	20.0	18.1	0.600	0.927	0.274	0.423	
ANT 2	Head	DFT-s-OFDM 11/2 BPSK	Mode A	0	Right Tilt	376500	1882.5	108	54	20.0	18.1	0.520	0.804	0.238	0.368	
ANT 2	Body & Hotspot	DFT-s-OFDM 11/2 BPSK	Mode B	5	Back	376500	1882.5	1	214	18.5	16.8	0.336	0.492	0.147	0.215	
ANT 2	Body & Hotspot	DFT-s-OFDM 11/2 BPSK	Mode B	5	Back	376500	1882.5	108	54	18.5	16.8	0.306	0.453	0.136	0.201	
ANT 2	Body & Hotspot	DFT-s-OFDM 11/2 BPSK	Mode B	5	Front	376500	1882.5	1	214	18.5	16.8	0.236	0.346	0.114	0.167	
ANT 2	Body & Hotspot	DFT-s-OFDM 11/2 BPSK	Mode B	5	Front	376500	1882.5	108	54	18.5	16.8	0.282	0.417	0.137	0.203	
ANT 2	Hotspot	DFT-s-OFDM 11/2 BPSK	Mode B	5	Edge Top	376500	1882.5	1	214	18.5	16.8	0.369	0.541	0.163	0.239	
ANT 2	Hotspot	DFT-s-OFDM 11/2 BPSK	Mode B	5	Edge Top	376500	1882.5	108	54	18.5	16.8	0.430	0.636	0.191	0.283	
ANT 2	Hotspot	DFT-s-OFDM 11/2 BPSK	Mode B	5	Edge Right	376500	1882.5	1	214	18.5	16.8	0.004	0.006	0.003	0.004	
ANT 2	Hotspot	DFT-s-OFDM 11/2 BPSK	Mode B	5	Edge Right	376500	1882.5	108	54	18.5	16.8	0.004	0.006	0.002	0.003	
ANT 2	Hotspot	DFT-s-OFDM 11/2 BPSK	Mode B	5	Edge Left	376500	1882.5	1	214	18.5	16.8	0.298	0.437	0.138	0.202	
ANT 2	Hotspot	DFT-s-OFDM 11/2 BPSK	Mode B	5	Edge Left	376500	1882.5	108	54	18.5	16.8	0.231	0.342	0.112	0.166	
ANT 3	Head	DFT-s-OFDM 11/2 BPSK	Mode A	0	Left Cheek	376500	1882.5	1	1	22.3	22.0	0.202	0.216	0.126	0.135	
ANT 3	Head	DFT-s-OFDM 11/2 BPSK	Mode A	0	Left Cheek	376500	1882.5	108	54	22.3	22.0	0.209	0.224	0.130	0.139	
ANT 3	Head	DFT-s-OFDM 11/2 BPSK	Mode A	0	Left Tilt	376500	1882.5	1	1	22.3	22.0	0.091	0.098	0.055	0.059	
ANT 3	Head	DFT-s-OFDM 11/2 BPSK	Mode A	0	Left Tilt	376500	1882.5	108	54	22.3	22.0	0.104	0.111	0.062	0.066	
ANT 3	Head	DFT-s-OFDM 11/2 BPSK	Mode A	0	Right Cheek	376500	1882.5	1	1	22.3	22.0	0.105	0.113	0.071	0.076	
ANT 3	Head	DFT-s-OFDM 11/2 BPSK	Mode A	0	Right Cheek	376500	1882.5	108	54	22.3	22.0	0.122	0.131	0.081	0.087	
ANT 3	Head	DFT-s-OFDM 11/2 BPSK	Mode A	0	Right Tilt	376500	1882.5	1	1	22.3	22.0	0.074	0.079	0.043	0.046	
ANT 3	Head	DFT-s-OFDM 11/2 BPSK	Mode A	0	Right Tilt	376500	1882.5	108	54	22.3	22.0	0.073	0.078	0.043	0.046	
ANT 3	Body & Hotspot	DFT-s-OFDM 11/2 BPSK	Mode B	5	Back	376500	1882.5	1	214	21.9	21.4	0.399	0.448	0.223	0.250	
ANT 3	Body & Hotspot	DFT-s-OFDM 11/2 BPSK	Mode B	5	Back	376500	1882.5	108	54	21.9	21.4	0.421	0.472	0.236	0.265	
ANT 3	Body & Hotspot	DFT-s-OFDM 11/2 BPSK	Mode B	5	Front	376500	1882.5	1	214	21.9	21.4	0.430	0.482	0.243	0.273	
ANT 3	Body & Hotspot	DFT-s-OFDM 11/2 BPSK	Mode B	5	Front	376500	1882.5	108	54	21.9	21.4	0.468	0.525	0.260	0.292	
ANT 3	Hotspot	DFT-s-OFDM 11/2 BPSK	Mode B	5	Edge Bottom	376500	1882.5	1	214	21.9	21.4	0.115	0.129	0.060	0.067	
ANT 3	Hotspot	DFT-s-OFDM 11/2 BPSK	Mode B	5	Edge Bottom	376500	1882.5	108	54	21.9	21.4	0.153	0.172	0.078	0.088	
ANT 3	Hotspot	DFT-s-OFDM 11/2 BPSK	Mode B	5	Edge Left	376500	1882.5	1	1	21.9	21.4	0.731	0.820	0.369	0.414	
ANT 3	Hotspot	DFT-s-OFDM 11/2 BPSK	Mode B	5	Edge Left	376500	1882.5	108	54	21.9	21.4	0.746	0.837	0.371	0.416	69
ANT 4	Head	DFT-s-OFDM 11/2 BPSK	Mode A	0	Left Cheek	376500	1882.5	1	214	19.6	18.9	0.853	0.995	0.450	0.525	67
ANT 4	Head	DFT-s-OFDM 11/2 BPSK	Mode A	0	Left Cheek	376500	1882.5	108	54	19.6	18.7	0.776	0.948	0.411	0.502	
ANT 4	Head	DFT-s-OFDM 11/2 BPSK	Mode A	0	Left Tilt	376500	1882.5	1	214	19.6	18.9	0.409	0.477	0.204	0.238	
ANT 4	Head	DFT-s-OFDM 11/2 BPSK	Mode A	0	Left Tilt	376500	1882.5	108	54	19.6	18.7	0.383	0.468	0.189	0.231	
ANT 4	Head	DFT-s-OFDM 11/2 BPSK	Mode A	0	Right Cheek	376500	1882.5	1	214	19.6	18.9	0.230	0.268	0.136	0.159	
ANT 4	Head	DFT-s-OFDM 11/2 BPSK	Mode A	0	Right Cheek	376500	1882.5	108	54	19.6	18.7	0.204	0.249	0.122	0.149	
ANT 4	Head	DFT-s-OFDM 11/2 BPSK	Mode A	0	Right Tilt	376500	1882.5	1	214	19.6	18.9	0.174	0.203	0.098	0.114	
ANT 4	Head	DFT-s-OFDM 11/2 BPSK	Mode A	0	Right Tilt	376500	1882.5	108	54	19.6	18.7	0.159	0.194	0.089	0.109	
ANT 4	Body & Hotspot	DFT-s-OFDM 11/2 BPSK	Mode B	5	Back	376500	1882.5	1	214	20.0	19.5	0.755	0.849	0.385	0.433	68
ANT 4	Body & Hotspot	DFT-s-OFDM 11/2 BPSK	Mode B	5	Back	376500	1882.5	108	54	20.0	19.5	0.683	0.773	0.347	0.393	
ANT 4	Body & Hotspot	DFT-s-OFDM 11/2 BPSK	Mode B	5	Front	376500	1882.5	1	214	20.0	19.5	0.301	0.339	0.165	0.186	
ANT 4	Body & Hotspot	DFT-s-OFDM 11/2 BPSK	Mode B	5	Front	376500	1882.5	108	54	20.0	19.5	0.287	0.325	0.158	0.179	
ANT 4	Hotspot	DFT-s-OFDM 11/2 BPSK	Mode B	5	Edge Top	376500	1882.5	1	214	20.0	19.5	0.280	0.315	0.136	0.153	
ANT 4	Hotspot	DFT-s-OFDM 11/2 BPSK	Mode B	5	Edge Top	376500	1882.5	108	54	20.0	19.5	0.279	0.316	0.135	0.151	
ANT 4	Hotspot	DFT-s-OFDM 11/2 BPSK	Mode B	5	Edge Right	376500	1882.5	1	214	20.0	19.5	0.679	0.764	0.330	0.371	
ANT 4	Hotspot	DFT-s-OFDM 11/2 BPSK	Mode B	5	Edge Right	376500	1882.5	108	54	20.0	19.5	0.668	0.756	0.328	0.371	

10.25. NR Band n26 (20MHz Bandwidth)

Antenna(s)	RF Exposure Condition	Mode(s)	Power Mode(s)	Dist. (mm)	Test Position(s)	Channel	Freq. (MHz)	RB Allocation	RB Offset	Max Output Pwr (dBm)	Meas. (dBm)	1-g Meas. (W/kg)	1-g Scaled (W/kg)	10-g Meas. (W/kg)	10-g Scaled (W/kg)	Plot No.
ANT 1	Head	DFT-s-OFDM 11/2 BPSK	Mode A	0	Left Cheek	166300	831.5	1	1	25.7	24.5	0.221	0.293	0.169	0.224	
ANT 1	Head	DFT-s-OFDM 11/2 BPSK	Mode A	0	Left Cheek	166300	831.5	50	28	25.7	24.7	0.219	0.276	0.166	0.209	
ANT 1	Head	DFT-s-OFDM 11/2 BPSK	Mode A	0	Left Tilt	166300	831.5	1	1	25.7	24.5	0.134	0.177	0.104	0.138	
ANT 1	Head	DFT-s-OFDM 11/2 BPSK	Mode A	0	Left Tilt	166300	831.5	50	28	25.7	24.7	0.151	0.190	0.117	0.147	
ANT 1	Head	DFT-s-OFDM 11/2 BPSK	Mode A	0	Right Cheek	166300	831.5	1	1	25.7	24.5	0.191	0.253	0.147	0.195	
ANT 1	Head	DFT-s-OFDM 11/2 BPSK	Mode A	0	Right Cheek	166300	831.5	50	28	25.7	24.7	0.175	0.220	0.135	0.170	
ANT 1	Head	DFT-s-OFDM 11/2 BPSK	Mode A	0	Right Tilt	166300	831.5	1	1	25.7	24.5	0.152	0.201	0.117	0.155	
ANT 1	Head	DFT-s-OFDM 11/2 BPSK	Mode A	0	Right Tilt	166300	831.5	50	28	25.7	24.7	0.151	0.190	0.115	0.145	
ANT 1	Body & Hotspot	DFT-s-OFDM 11/2 BPSK	Mode B	5	Back	166300	831.5	1	1	25.7	24.5	0.472	0.625	0.294	0.389	71
ANT 1	Body & Hotspot	DFT-s-OFDM 11/2 BPSK	Mode B	5	Back	166300	831.5	50	28	25.7	24.7	0.465	0.585	0.290	0.365	
ANT 1	Body & Hotspot	DFT-s-OFDM 11/2 BPSK	Mode B	5	Front	166300	831.5	1	1	25.7	24.5	0.315	0.417	0.200	0.265	
ANT 1	Body & Hotspot	DFT-s-OFDM 11/2 BPSK	Mode B	5	Front	166300	831.5	50	28	25.7	24.7	0.297	0.374	0.192	0.242	
ANT 1	Hotspot	DFT-s-OFDM 11/2 BPSK	Mode B	5	Edge Right	166300	831.5	1	1	25.7	24.5	0.474	0.628	0.307	0.407	
ANT 1	Hotspot	DFT-s-OFDM 11/2 BPSK	Mode B	5	Edge Right	166300	831.5	50	28	25.7	24.7	0.528	0.665	0.342	0.431	72
ANT 1	Hotspot	DFT-s-OFDM 11/2 BPSK	Mode B	5	Edge Bottom	166300	831.5	1	1	25.7	24.5	0.176	0.233	0.083	0.110	
ANT 1	Hotspot	DFT-s-OFDM 11/2 BPSK	Mode B	5	Edge Bottom	166300	831.5	50	28	25.7	24.7	0.181	0.228	0.084	0.106	
ANT 1	Hotspot	DFT-s-OFDM 11/2 BPSK	Mode B	5	Edge Left	166300	831.5	1	1	25.7	24.5	0.454	0.601	0.292	0.387	
ANT 1	Hotspot	DFT-s-OFDM 11/2 BPSK	Mode B	5	Edge Left	166300	831.5	50	28	25.7	24.7	0.425	0.535	0.273	0.344	
Antenna(s)	RF Exposure Condition	Mode(s)	Power Mode(s)	Dist. (mm)	Test Position(s)	Channel	Freq. (MHz)	RB Allocation	RB Offset	Max Output Pwr (dBm)	Meas. (dBm)	1-g Meas. (W/kg)	1-g Scaled (W/kg)	10-g Meas. (W/kg)	10-g Scaled (W/kg)	Plot No.
ANT 2	Head	DFT-s-OFDM 11/2 BPSK	Mode A	0	Left Cheek	166300	831.5	1	1	24.5	23.3	0.580	0.765	0.377	0.497	
ANT 2	Head	DFT-s-OFDM 11/2 BPSK	Mode A	0	Left Cheek	166300	831.5	50	28	24.5	23.2	0.675	0.911	0.414	0.558	70
ANT 2	Head	DFT-s-OFDM 11/2 BPSK	Mode A	0	Left Tilt	166300	831.5	1	1	24.5	23.3	0.470	0.620	0.264	0.348	
ANT 2	Head	DFT-s-OFDM 11/2 BPSK	Mode A	0	Left Tilt	166300	831.5	50	28	24.5	23.2	0.455	0.614	0.259	0.349	
ANT 2	Head	DFT-s-OFDM 11/2 BPSK	Mode A	0	Right Cheek	166300	831.5	1	1	24.5	23.3	0.493	0.650	0.343	0.452	
ANT 2	Head	DFT-s-OFDM 11/2 BPSK	Mode A	0	Right Cheek	166300	831.5	50	28	24.5	23.2	0.549	0.741	0.380	0.513	
ANT 2	Head	DFT-s-OFDM 11/2 BPSK	Mode A	0	Right Tilt	166300	831.5	1	1	24.5	23.3	0.386	0.509	0.228	0.301	
ANT 2	Head	DFT-s-OFDM 11/2 BPSK	Mode A	0	Right Tilt	166300	831.5	50	28	24.5	23.2	0.448	0.604	0.236	0.318	
ANT 2	Body & Hotspot	DFT-s-OFDM 11/2 BPSK	Mode B	5	Back	166300	831.5	1	1	25.2	24.4	0.270	0.325	0.181	0.218	
ANT 2	Body & Hotspot	DFT-s-OFDM 11/2 BPSK	Mode B	5	Back	166300	831.5	50	28	25.2	24.5	0.306	0.360	0.203	0.239	
ANT 2	Body & Hotspot	DFT-s-OFDM 11/2 BPSK	Mode B	5	Front	166300	831.5	1	1	25.2	24.4	0.230	0.277	0.153	0.184	
ANT 2	Body & Hotspot	DFT-s-OFDM 11/2 BPSK	Mode B	5	Front	166300	831.5	50	28	25.2	24.5	0.247	0.290	0.168	0.197	
ANT 2	Hotspot	DFT-s-OFDM 11/2 BPSK	Mode B	5	Edge Top	166300	831.5	1	1	25.2	24.4	0.248	0.298	0.109	0.131	
ANT 2	Hotspot	DFT-s-OFDM 11/2 BPSK	Mode B	5	Edge Top	166300	831.5	50	28	25.2	24.5	0.241	0.283	0.106	0.125	
ANT 2	Hotspot	DFT-s-OFDM 11/2 BPSK	Mode B	5	Edge Right	166300	831.5	1	1	25.2	24.4	0.142	0.171	0.092	0.111	
ANT 2	Hotspot	DFT-s-OFDM 11/2 BPSK	Mode B	5	Edge Right	166300	831.5	50	28	25.2	24.5	0.142	0.167	0.092	0.108	
ANT 2	Hotspot	DFT-s-OFDM 11/2 BPSK	Mode B	5	Edge Left	166300	831.5	1	1	25.2	24.4	0.222	0.267	0.144	0.173	
ANT 2	Hotspot	DFT-s-OFDM 11/2 BPSK	Mode B	5	Edge Left	166300	831.5	50	28	25.2	24.5	0.239	0.281	0.155	0.182	

10.26. NR Band n30 (10MHz Bandwidth)

Antenna(s)	RF Exposure Condition	Mode(s)	Power Mode(s)	Dist. (mm)	Test Position(s)	Channel	Freq. (MHz)	RB Allocation	RB Offset	Max Output Pwr (dBm)	Meas. (dBm)	1-g Meas. (W/kg)	1-g Scaled (W/kg)	10-g Meas. (W/kg)	10-g Scaled (W/kg)	Plot No.
ANT 1	Head	DFT-s-OFDM 11/2 BPSK	Mode A	0	Left Cheek	462000	2310	1	1	24.3	24.0	0.100	0.107	0.060	0.064	
ANT 1	Head	DFT-s-OFDM 11/2 BPSK	Mode A	0	Left Cheek	462000	2310	25	14	24.3	23.9	0.110	0.121	0.066	0.072	
ANT 1	Head	DFT-s-OFDM 11/2 BPSK	Mode A	0	Left Tilt	462000	2310	1	1	24.3	24.0	0.089	0.095	0.050	0.054	
ANT 1	Head	DFT-s-OFDM 11/2 BPSK	Mode A	0	Left Tilt	462000	2310	25	14	24.3	23.9	0.085	0.093	0.048	0.053	
ANT 1	Head	DFT-s-OFDM 11/2 BPSK	Mode A	0	Right Cheek	462000	2310	1	1	24.3	24.0	0.217	0.233	0.129	0.138	
ANT 1	Head	DFT-s-OFDM 11/2 BPSK	Mode A	0	Right Cheek	462000	2310	25	14	24.3	23.9	0.227	0.249	0.135	0.148	
ANT 1	Head	DFT-s-OFDM 11/2 BPSK	Mode A	0	Right Tilt	462000	2310	1	1	24.3	24.0	0.077	0.083	0.044	0.047	
ANT 1	Head	DFT-s-OFDM 11/2 BPSK	Mode A	0	Right Tilt	462000	2310	25	14	24.3	23.9	0.073	0.080	0.042	0.046	
ANT 1	Body & Hotspot	DFT-s-OFDM 11/2 BPSK	Mode B	5	Back	462000	2310	1	1	22.0	21.0	0.463	0.590	0.225	0.287	
ANT 1	Body & Hotspot	DFT-s-OFDM 11/2 BPSK	Mode B	5	Back	462000	2310	25	14	22.0	20.9	0.461	0.590	0.235	0.301	
ANT 1	Body & Hotspot	DFT-s-OFDM 11/2 BPSK	Mode B	5	Front	462000	2310	1	1	22.0	21.0	0.290	0.369	0.167	0.213	
ANT 1	Body & Hotspot	DFT-s-OFDM 11/2 BPSK	Mode B	5	Front	462000	2310	25	14	22.0	20.9	0.300	0.384	0.168	0.215	
ANT 1	Hotspot	DFT-s-OFDM 11/2 BPSK	Mode B	5	Edge Right	462000	2310	1	1	22.0	21.0	0.478	0.609	0.220	0.280	
ANT 1	Hotspot	DFT-s-OFDM 11/2 BPSK	Mode B	5	Edge Right	462000	2310	25	14	22.0	20.9	0.423	0.541	0.201	0.257	
ANT 1	Hotspot	DFT-s-OFDM 11/2 BPSK	Mode B	5	Edge Bottom	462000	2310	1	1	22.0	21.0	0.642	0.818	0.265	0.337	
ANT 1	Hotspot	DFT-s-OFDM 11/2 BPSK	Mode B	5	Edge Bottom	462000	2310	25	14	22.0	20.9	0.674	0.862	0.277	0.354	
ANT 1	Hotspot	DFT-s-OFDM 11/2 BPSK	Mode B	5	Edge Left	462000	2310	1	1	22.0	21.0	0.035	0.045	0.018	0.023	
ANT 1	Hotspot	DFT-s-OFDM 11/2 BPSK	Mode B	5	Edge Left	462000	2310	25	14	22.0	20.9	0.032	0.041	0.015	0.019	
Antenna(s)	RF Exposure Condition	Mode(s)	Power Mode(s)	Dist. (mm)	Test Position(s)	Channel	Freq. (MHz)	RB Allocation	RB Offset	Max Output Pwr (dBm)	Meas. (dBm)	1-g Meas. (W/kg)	1-g Scaled (W/kg)	10-g Meas. (W/kg)	10-g Scaled (W/kg)	Plot No.
ANT 2	Head	DFT-s-OFDM 11/2 BPSK	Mode A	0	Left Cheek	462000	2310	1	50	21.6	20.8	0.219	0.266	0.099	0.120	
ANT 2	Head	DFT-s-OFDM 11/2 BPSK	Mode A	0	Left Cheek	462000	2310	25	14	21.6	20.8	0.213	0.257	0.096	0.116	
ANT 2	Head	DFT-s-OFDM 11/2 BPSK	Mode A	0	Left Tilt	462000	2310	1	50	21.6	20.8	0.439	0.534	0.182	0.221	
ANT 2	Head	DFT-s-OFDM 11/2 BPSK	Mode A	0	Left Tilt	462000	2310	25	14	21.6	20.8	0.402	0.486	0.168	0.203	
ANT 2	Head	DFT-s-OFDM 11/2 BPSK	Mode A	0	Right Cheek	462000	2310	1	50	21.6	20.8	0.730	0.888	0.344	0.418	
ANT 2	Head	DFT-s-OFDM 11/2 BPSK	Mode A	0	Right Cheek	462000	2310	25	14	21.6	20.8	0.772	0.932	0.362	0.437	73
ANT 2	Head	DFT-s-OFDM 11/2 BPSK	Mode A	0	Right Tilt	462000	2310	1	50	21.6	20.8	0.585	0.711	0.240	0.292	
ANT 2	Head	DFT-s-OFDM 11/2 BPSK	Mode A	0	Right Tilt	462000	2310	25	14	21.6	20.8	0.559	0.675	0.229	0.277	
ANT 2	Body & Hotspot	DFT-s-OFDM 11/2 BPSK	Mode B	5	Back	462000	2310	1	1	22.1	21.0	0.643	0.828	0.292	0.376	
ANT 2	Body & Hotspot	DFT-s-OFDM 11/2 BPSK	Mode B	5	Back	462000	2310	25	14	22.1	21.0	0.655	0.854	0.298	0.388	74
ANT 2	Body & Hotspot	DFT-s-OFDM 11/2 BPSK	Mode B	5	Front	462000	2310	1	1	22.1	21.0	0.458	0.590	0.225	0.290	
ANT 2	Body & Hotspot	DFT-s-OFDM 11/2 BPSK	Mode B	5	Front	462000	2310	25	14	22.1	21.0	0.460	0.599	0.226	0.295	
ANT 2	Hotspot	DFT-s-OFDM 11/2 BPSK	Mode B	5	Edge Top	462000	2310	1	1	22.1	21.0	0.328	0.423	0.144	0.186	
ANT 2	Hotspot	DFT-s-OFDM 11/2 BPSK	Mode B	5	Edge Top	462000	2310	25	14	22.1	21.0	0.310	0.404	0.135	0.176	
ANT 2	Hotspot	DFT-s-OFDM 11/2 BPSK	Mode B	5	Edge Right	462000	2310	1	1	22.1	21.0	0.032	0.041	0.018	0.023	
ANT 2	Hotspot	DFT-s-OFDM 11/2 BPSK	Mode B	5	Edge Right	462000	2310	25	14	22.1	21.0	0.033	0.043	0.017	0.022	
ANT 2	Hotspot	DFT-s-OFDM 11/2 BPSK	Mode B	5	Edge Left	462000	2310	1	1	22.1	21.0	0.564	0.727	0.268	0.345	
ANT 2	Hotspot	DFT-s-OFDM 11/2 BPSK	Mode B	5	Edge Left	462000	2310	25	14	22.1	21.0	0.546	0.712	0.262	0.341	
Antenna(s)	RF Exposure Condition	Mode(s)	Power Mode(s)	Dist. (mm)	Test Position(s)	Channel	Freq. (MHz)	RB Allocation	RB Offset	Max Output Pwr (dBm)	Meas. (dBm)	1-g Meas. (W/kg)	1-g Scaled (W/kg)	10-g Meas. (W/kg)	10-g Scaled (W/kg)	Plot No.
ANT 3	Head	DFT-s-OFDM 11/2 BPSK	Mode A	0	Left Cheek	462000	2310	1	1	23.7	23.0	0.418	0.497	0.241	0.286	
ANT 3	Head	DFT-s-OFDM 11/2 BPSK	Mode A	0	Left Cheek	462000	2310	25	14	23.7	22.9	0.444	0.538	0.267	0.323	
ANT 3	Head	DFT-s-OFDM 11/2 BPSK	Mode A	0	Left Tilt	462000	2310	1	1	23.7	23.0	0.189	0.228	0.103	0.122	
ANT 3	Head	DFT-s-OFDM 11/2 BPSK	Mode A	0	Left Tilt	462000	2310	25	14	23.7	22.9	0.188	0.228	0.102	0.123	
ANT 3	Head	DFT-s-OFDM 11/2 BPSK	Mode A	0	Right Cheek	462000	2310	1	1	23.7	23.0	0.263	0.313	0.156	0.185	
ANT 3	Head	DFT-s-OFDM 11/2 BPSK	Mode A	0	Right Cheek	462000	2310	25	14	23.7	22.9	0.256	0.310	0.154	0.186	
ANT 3	Head	DFT-s-OFDM 11/2 BPSK	Mode A	0	Right Tilt	462000	2310	1	1	23.7	23.0	0.270	0.321	0.147	0.175	
ANT 3	Head	DFT-s-OFDM 11/2 BPSK	Mode A	0	Right Tilt	462000	2310	25	14	23.7	22.9	0.258	0.312	0.142	0.172	
ANT 3	Body & Hotspot	DFT-s-OFDM 11/2 BPSK	Mode B	5	Back	462000	2310	1	50	21.0	19.2	0.401	0.606	0.192	0.290	
ANT 3	Body & Hotspot	DFT-s-OFDM 11/2 BPSK	Mode B	5	Back	462000	2310	25	14	21.0	19.1	0.389	0.604	0.186	0.289	
ANT 3	Body & Hotspot	DFT-s-OFDM 11/2 BPSK	Mode B	5	Front	462000	2310	1	50	21.0	19.2	0.311	0.470	0.159	0.240	
ANT 3	Body & Hotspot	DFT-s-OFDM 11/2 BPSK	Mode B	5	Front	462000	2310	25	14	21.0	19.1	0.314	0.487	0.160	0.248	
ANT 3	Hotspot	DFT-s-OFDM 11/2 BPSK	Mode B	5	Edge Bottom	462000	2310	1	50	21.0	19.2	0.077	0.116	0.038	0.057	
ANT 3	Hotspot	DFT-s-OFDM 11/2 BPSK	Mode B	5	Edge Bottom	462000	2310	25	14	21.0	19.1	0.094	0.146	0.046	0.071	
ANT 3	Hotspot	DFT-s-OFDM 11/2 BPSK	Mode B	5	Edge Left	462000	2310	1	50	21.0	19.2	0.619	0.935	0.286	0.432	75
ANT 3	Hotspot	DFT-s-OFDM 11/2 BPSK	Mode B	5	Edge Left	462000	2310	25	14	21.0	19.1	0.596	0.925	0.276	0.428	
Antenna(s)	RF Exposure Condition	Mode(s)	Power Mode(s)	Dist. (mm)	Test Position(s)	Channel	Freq. (MHz)	RB Allocation	RB Offset	Max Output Pwr (dBm)	Meas. (dBm)	1-g Meas. (W/kg)	1-g Scaled (W/kg)	10-g Meas. (W/kg)	10-g Scaled (W/kg)	Plot No.
ANT 4	Head	DFT-s-OFDM 11/2 BPSK	Mode A	0	Left Cheek	462000	2310	1	1	20.4	20.0	0.775	0.852	0.381	0.419	
ANT 4	Head	DFT-s-OFDM 11/2 BPSK	Mode A	0	Left Cheek	462000	2310	25	14	20.4	19.9	0.836	0.929	0.406	0.451	
ANT 4	Head	DFT-s-OFDM 11/2 BPSK	Mode A	0	Left Tilt	462000	2310	1	1	20.4	20.0	0.479	0.526	0.235	0.258	
ANT 4	Head	DFT-s-OFDM 11/2 BPSK	Mode A	0	Left Tilt	462000	2310	25	14	20.4	19.9	0.489	0.544	0.242	0.269	
ANT 4	Head	DFT-s-OFDM 11/2 BPSK	Mode A	0	Right Cheek	462000	2310	1	1	20.4	20.0	0.258	0.284	0.146	0.160	
ANT 4	Head	DFT-s-OFDM 11/2 BPSK	Mode A	0	Right Cheek	462000	2310	25	14	20.4	19.9	0.223	0.248	0.128	0.142	
ANT 4	Head	DFT-s-OFDM 11/2 BPSK	Mode A	0	Right Tilt	462000	2310	1	1	20.4	20.0	0.135	0.148	0.077	0.085	
ANT 4	Head	DFT-s-OFDM 11/2 BPSK	Mode A	0	Right Tilt	462000	2310	25	14	20.4	19.9	0.133	0.148	0.077	0.086	
ANT 4	Body & Hotspot	DFT-s-OFDM 11/2 BPSK	Mode B	5	Back	462000	2310	1	1	19.9	19.4	0.542	0.614	0.285	0.323	
ANT 4	Body & Hotspot	DFT-s-OFDM 11/2 BPSK	Mode B	5	Back	462000	2310	25	14	19.9	19.3	0.551	0.630	0.291	0.333	
ANT 4	Body & Hotspot	DFT-s-OFDM 11/2 BPSK	Mode B	5	Front	462000	2310	1	1	19.9	19.4	0.257	0.291	0.133	0.151	
ANT 4	Body & Hotspot	DFT-s-OFDM 11/2 BPSK	Mode B	5	Front	462000	2310	25	14	19.9	19.3	0.339	0.387	0.175	0.200	
ANT 4	Hotspot	DFT-s-OFDM 11/2 BPSK	Mode B	5	Edge Top	462000	2310	1	1	19.9	19.4	0.115	0.130	0.049	0.055	
ANT 4	Hotspot	DFT-s-OFDM 11/2 BPSK	Mode B	5	Edge Top	462000	2310	25	14	19.9	19.3	0.150	0.171	0.062	0.071	
ANT 4	Hotspot	DFT-s-OFDM 11/2 BPSK	Mode B	5	Edge Right	462000	2310	1	1	19.9	19.4	0.713	0.807	0.332	0.376	
ANT 4	Hotspot	DFT-s-OFDM 11/2 BPSK	Mode B	5	Edge Right	462000	2310	25	14	19.9	19.3	0.731	0.835	0.334	0.382	

10.27. NR Band n41 PC3 (100MHz Bandwidth)

Antenna(s)	RF Exposure Condition	Mode(s)	Power Mode(s)	Dist. (mm)	Test Position(s)	Channel	Freq. (MHz)	RB Allocation	RB Offset	Max Output Pwr (dBm)	Meas. (dBm)	1-g Meas. (W/kg)	1-g Scaled (W/kg)	10-g Meas. (W/kg)	10-g Scaled (W/kg)	Plot No.
ANT 1	Head	DFT-s-OFDM 11/2 BPSK	Mode A	0	Left Cheek	518598	2592.99	1	1	24.5	23.8	0.064	0.063	0.031	0.036	
ANT 1	Head	DFT-s-OFDM 11/2 BPSK	Mode A	0	Left Cheek	518598	2592.99	135	69	24.5	23.4	0.064	0.082	0.035	0.045	
ANT 1	Head	DFT-s-OFDM 11/2 BPSK	Mode A	0	Left Tilt	518598	2592.99	1	1	24.5	23.8	0.069	0.081	0.037	0.043	
ANT 1	Head	DFT-s-OFDM 11/2 BPSK	Mode A	0	Left Tilt	518598	2592.99	135	69	24.5	23.4	0.069	0.089	0.035	0.045	
ANT 1	Head	DFT-s-OFDM 11/2 BPSK	Mode A	0	Right Cheek	518598	2592.99	1	1	24.5	23.8	0.106	0.125	0.059	0.069	
ANT 1	Head	DFT-s-OFDM 11/2 BPSK	Mode A	0	Right Cheek	518598	2592.99	135	69	24.5	23.4	0.153	0.197	0.082	0.106	
ANT 1	Head	DFT-s-OFDM 11/2 BPSK	Mode A	0	Right Tilt	518598	2592.99	1	1	24.5	23.8	0.092	0.108	0.047	0.055	
ANT 1	Head	DFT-s-OFDM 11/2 BPSK	Mode A	0	Right Tilt	518598	2592.99	135	69	24.5	23.4	0.102	0.131	0.050	0.064	
ANT 1	Body & Hotspot	DFT-s-OFDM 11/2 BPSK	Mode B	5	Back	518598	2592.99	1	1	19.7	19.4	0.592	0.634	0.254	0.272	
ANT 1	Body & Hotspot	DFT-s-OFDM 11/2 BPSK	Mode B	5	Back	518598	2592.99	135	69	19.7	19.0	0.659	0.774	0.290	0.341	
ANT 1	Body & Hotspot	DFT-s-OFDM 11/2 BPSK	Mode B	5	Front	518598	2592.99	1	1	19.7	19.4	0.251	0.269	0.112	0.120	
ANT 1	Body & Hotspot	DFT-s-OFDM 11/2 BPSK	Mode B	5	Front	518598	2592.99	135	69	19.7	19.0	0.269	0.316	0.105	0.123	
ANT 1	Hotspot	DFT-s-OFDM 11/2 BPSK	Mode B	5	Edge Right	518598	2592.99	1	1	19.7	19.4	0.451	0.483	0.191	0.205	
ANT 1	Hotspot	DFT-s-OFDM 11/2 BPSK	Mode B	5	Edge Right	518598	2592.99	135	69	19.7	19.0	0.525	0.617	0.223	0.262	
ANT 1	Hotspot	DFT-s-OFDM 11/2 BPSK	Mode B	5	Edge Bottom	518598	2592.99	1	1	19.7	19.4	0.378	0.405	0.140	0.150	
ANT 1	Hotspot	DFT-s-OFDM 11/2 BPSK	Mode B	5	Edge Bottom	518598	2592.99	135	69	19.7	19.0	0.466	0.548	0.169	0.199	
ANT 1	Hotspot	DFT-s-OFDM 11/2 BPSK	Mode B	5	Edge Left	518598	2592.99	1	1	19.7	19.4	0.028	0.030	0.012	0.013	
ANT 1	Hotspot	DFT-s-OFDM 11/2 BPSK	Mode B	5	Edge Left	518598	2592.99	135	69	19.7	19.0	0.030	0.035	0.013	0.015	
ANT 2	Head	DFT-s-OFDM 11/2 BPSK	Mode A	0	Left Cheek	518598	2592.99	1	271	19.9	18.5	0.294	0.410	0.114	0.159	
ANT 2	Head	DFT-s-OFDM 11/2 BPSK	Mode A	0	Left Cheek	518598	2592.99	135	69	19.9	18.3	0.255	0.369	0.103	0.149	
ANT 2	Head	DFT-s-OFDM 11/2 BPSK	Mode A	0	Left Tilt	518598	2592.99	1	271	19.9	18.5	0.372	0.518	0.137	0.191	
ANT 2	Head	DFT-s-OFDM 11/2 BPSK	Mode A	0	Left Tilt	518598	2592.99	135	69	19.9	18.3	0.322	0.465	0.123	0.178	
ANT 2	Head	DFT-s-OFDM 11/2 BPSK	Mode A	0	Right Cheek	518598	2592.99	1	271	19.9	18.5	0.643	0.896	0.262	0.365	76
ANT 2	Head	DFT-s-OFDM 11/2 BPSK	Mode A	0	Right Cheek	518598	2592.99	135	69	19.9	18.3	0.615	0.889	0.256	0.370	
ANT 2	Head	DFT-s-OFDM 11/2 BPSK	Mode A	0	Right Tilt	518598	2592.99	1	271	19.9	18.5	0.591	0.823	0.221	0.308	
ANT 2	Head	DFT-s-OFDM 11/2 BPSK	Mode A	0	Right Tilt	518598	2592.99	135	69	19.9	18.3	0.574	0.830	0.218	0.315	
ANT 2	Body & Hotspot	DFT-s-OFDM 11/2 BPSK	Mode B	5	Back	518598	2592.99	1	1	20.7	20.2	0.830	0.940	0.338	0.383	77
ANT 2	Body & Hotspot	DFT-s-OFDM 11/2 BPSK	Mode B	5	Back	518598	2592.99	135	69	20.7	20.0	0.793	0.932	0.323	0.379	
ANT 2	Body & Hotspot	DFT-s-OFDM 11/2 BPSK	Mode B	5	Front	518598	2592.99	1	1	20.7	20.2	0.465	0.527	0.199	0.225	
ANT 2	Body & Hotspot	DFT-s-OFDM 11/2 BPSK	Mode B	5	Front	518598	2592.99	135	69	20.7	20.0	0.456	0.536	0.198	0.233	
ANT 2	Hotspot	DFT-s-OFDM 11/2 BPSK	Mode B	5	Edge Top	518598	2592.99	1	1	20.7	20.2	0.370	0.419	0.144	0.163	
ANT 2	Hotspot	DFT-s-OFDM 11/2 BPSK	Mode B	5	Edge Top	518598	2592.99	135	69	20.7	20.0	0.377	0.443	0.132	0.155	
ANT 2	Hotspot	DFT-s-OFDM 11/2 BPSK	Mode B	5	Edge Right	518598	2592.99	1	1	20.7	20.2	0.041	0.046	0.022	0.025	
ANT 2	Hotspot	DFT-s-OFDM 11/2 BPSK	Mode B	5	Edge Right	518598	2592.99	135	69	20.7	20.0	0.045	0.053	0.024	0.028	
ANT 2	Hotspot	DFT-s-OFDM 11/2 BPSK	Mode B	5	Edge Left	518598	2592.99	1	1	20.7	20.2	0.760	0.861	0.331	0.375	
ANT 2	Hotspot	DFT-s-OFDM 11/2 BPSK	Mode B	5	Edge Left	518598	2592.99	135	69	20.7	20.0	0.825	0.969	0.363	0.426	
ANT 3	Head	DFT-s-OFDM 11/2 BPSK	Mode A	0	Left Cheek	518598	2592.99	1	1	22.0	21.1	0.281	0.345	0.155	0.190	
ANT 3	Head	DFT-s-OFDM 11/2 BPSK	Mode A	0	Left Cheek	518598	2592.99	135	69	22.0	20.9	0.313	0.404	0.174	0.225	
ANT 3	Head	DFT-s-OFDM 11/2 BPSK	Mode A	0	Left Tilt	518598	2592.99	1	1	22.0	21.1	0.098	0.120	0.054	0.066	
ANT 3	Head	DFT-s-OFDM 11/2 BPSK	Mode A	0	Left Tilt	518598	2592.99	135	69	22.0	20.9	0.100	0.129	0.054	0.070	
ANT 3	Head	DFT-s-OFDM 11/2 BPSK	Mode A	0	Right Cheek	518598	2592.99	1	1	22.0	21.1	0.170	0.209	0.093	0.114	
ANT 3	Head	DFT-s-OFDM 11/2 BPSK	Mode A	0	Right Cheek	518598	2592.99	135	69	22.0	20.9	0.177	0.229	0.096	0.124	
ANT 3	Head	DFT-s-OFDM 11/2 BPSK	Mode A	0	Right Tilt	518598	2592.99	1	1	22.0	21.1	0.163	0.200	0.081	0.099	
ANT 3	Head	DFT-s-OFDM 11/2 BPSK	Mode A	0	Right Tilt	518598	2592.99	135	69	22.0	20.9	0.174	0.225	0.084	0.108	
ANT 3	Body & Hotspot	DFT-s-OFDM 11/2 BPSK	Mode B	5	Back	518598	2592.99	1	1	19.3	19.0	0.630	0.675	0.277	0.297	
ANT 3	Body & Hotspot	DFT-s-OFDM 11/2 BPSK	Mode B	5	Back	518598	2592.99	135	69	19.3	18.7	0.591	0.675	0.270	0.309	
ANT 3	Body & Hotspot	DFT-s-OFDM 11/2 BPSK	Mode B	5	Front	518598	2592.99	1	1	19.3	19.0	0.455	0.488	0.206	0.221	
ANT 3	Body & Hotspot	DFT-s-OFDM 11/2 BPSK	Mode B	5	Front	518598	2592.99	135	69	19.3	18.7	0.418	0.478	0.194	0.222	
ANT 3	Hotspot	DFT-s-OFDM 11/2 BPSK	Mode B	5	Edge Bottom	518598	2592.99	1	1	19.3	19.0	0.337	0.361	0.133	0.143	
ANT 3	Hotspot	DFT-s-OFDM 11/2 BPSK	Mode B	5	Edge Bottom	518598	2592.99	135	69	19.3	18.7	0.263	0.301	0.107	0.122	
ANT 3	Hotspot	DFT-s-OFDM 11/2 BPSK	Mode B	5	Edge Left	518598	2592.99	1	1	19.3	19.0	0.873	0.935	0.390	0.418	
ANT 3	Hotspot	DFT-s-OFDM 11/2 BPSK	Mode B	5	Edge Left	518598	2592.99	135	69	19.3	18.7	0.831	0.950	0.369	0.422	
ANT 4	Head	DFT-s-OFDM 11/2 BPSK	Mode A	0	Left Cheek	518598	2592.99	1	1	20.3	18.6	0.536	0.791	0.258	0.381	
ANT 4	Head	DFT-s-OFDM 11/2 BPSK	Mode A	0	Left Cheek	518598	2592.99	135	69	20.3	18.3	0.494	0.783	0.234	0.371	
ANT 4	Head	DFT-s-OFDM 11/2 BPSK	Mode A	0	Left Tilt	518598	2592.99	1	1	20.3	18.6	0.307	0.453	0.141	0.208	
ANT 4	Head	DFT-s-OFDM 11/2 BPSK	Mode A	0	Left Tilt	518598	2592.99	135	69	20.3	18.3	0.302	0.479	0.137	0.217	
ANT 4	Head	DFT-s-OFDM 11/2 BPSK	Mode A	0	Right Cheek	518598	2592.99	1	1	20.3	18.6	0.154	0.227	0.085	0.125	
ANT 4	Head	DFT-s-OFDM 11/2 BPSK	Mode A	0	Right Cheek	518598	2592.99	135	69	20.3	18.3	0.134	0.212	0.075	0.119	
ANT 4	Head	DFT-s-OFDM 11/2 BPSK	Mode A	0	Right Tilt	518598	2592.99	1	1	20.3	18.6	0.109	0.161	0.056	0.083	
ANT 4	Head	DFT-s-OFDM 11/2 BPSK	Mode A	0	Right Tilt	518598	2592.99	135	69	20.3	18.3	0.108	0.171	0.055	0.087	
ANT 4	Body & Hotspot	DFT-s-OFDM 11/2 BPSK	Mode B	5	Back	518598	2592.99	1	1	20.6	20.0	0.696	0.794	0.379	0.432	
ANT 4	Body & Hotspot	DFT-s-OFDM 11/2 BPSK	Mode B	5	Back	518598	2592.99	135	69	20.6	19.6	0.622	0.790	0.319	0.405	
ANT 4	Body & Hotspot	DFT-s-OFDM 11/2 BPSK	Mode B	5	Front	518598	2592.99	1	1	20.6	20.0	0.313	0.357	0.157	0.179	
ANT 4	Body & Hotspot	DFT-s-OFDM 11/2 BPSK	Mode B	5	Front	518598	2592.99	135	69	20.6	19.6	0.289	0.367	0.143	0.182	
ANT 4	Hotspot	DFT-s-OFDM 11/2 BPSK	Mode B	5	Edge Top	518598	2592.99	1	1	20.6	20.0	0.178	0.203	0.073	0.083	
ANT 4	Hotspot	DFT-s-OFDM 11/2 BPSK	Mode B	5	Edge Top	518598	2592.99	135	69	20.6	19.6	0.171	0.217	0.069	0.088	
ANT 4	Hotspot	DFT-s-OFDM 11/2 BPSK	Mode B	5	Edge Right	518598	2592.99	1	1	20.6	20.0	0.871	0.993	0.393	0.448	78
ANT 4	Hotspot	DFT-s-OFDM 11/2 BPSK	Mode B	5	Edge Right	518598	2592.99	135	69	20.6	19.6	0.761	0.967	0.344	0.437	

10.28. NR Band n41 PC2 & PC1.5 (100MHz Bandwidth)

From May 2017 TCB Workshop, SAR tests were performed using Power Class 3. SAR tests for Power Class 2 and Power Class 1.5 are performed using the highest SAR test configuration from Power Class 3 for each 5G NR (FR1) TDD configuration and exposure condition combination. Manufacturer/OEM declares operating duty cycle to be 100%, 50% and 25% for 5G NR (FR1) TDD Power Class 3, Power Class 2 and Power Class 1.5 respectively. These Duty cycles were used for all 5G NR (FR1) TDD Power Class 3, Power Class 2 and Power Class 1.5 SAR evaluations. Additional SAR testing for Power Class 2 and Power Class 1.5 is not required when:

- The reported SAR vs. output power can be linearly scaled with < 10% discrepancy between power classes and all reported SAR are < 1.4 W/kg

Reported SAR vs. Output Power linearly scaled

Antenna	RF Exposure Condition	Mode(s)	Power Mode(s)	FR1 n41 PC2			FR1 n41 PC1.5			FR1 n41 PC3			Reported SAR (W/kg)	Linearly scaled	Linearly scaled	Testing Required	Linearly scaled	Linearly scaled	Testing Required
				Duty Cycle (%)	Max Output Power	Frame Avg Pwr (mW)	Duty Cycle (%)	Max Output Power	Frame Avg Pwr (mW)	Duty Cycle (%)	Max Output Power	Frame Avg Pwr (mW)		PC2	PC2	PC2	PC1.5	PC1.5	PC1.5
ANT 1	Head	QPSK	Mode A	50.0%	26.5	223.3	25.0%	29.5	223.3	100.0%	24.5	281.8	0.197	0.156	-20.8%	No	0.156	-20.8%	No
ANT 1	Body & Hotspot	QPSK	Mode B	50.0%	22.7	93.1	25.0%	25.7	93.1	100.0%	19.7	93.3	0.774	0.772	-0.3%	No	0.772	-0.3%	No
ANT 2	Head	QPSK	Mode A	50.0%	21.9	77.4	25.0%	24.9	77.4	100.0%	19.9	97.7	0.896	0.710	-20.8%	No	0.710	-20.8%	No
ANT 2	Body & Hotspot	QPSK	Mode B	50.0%	22.7	93.1	25.0%	25.7	93.1	100.0%	20.7	117.5	0.969	0.768	-20.7%	No	0.768	-20.7%	No
ANT 3	Head	QPSK	Mode A	50.0%	24.0	125.6	25.0%	27.0	125.6	100.0%	22.0	158.5	0.404	0.320	-20.8%	No	0.320	-20.8%	No
ANT 3	Body & Hotspot	QPSK	Mode B	50.0%	21.3	67.5	25.0%	24.3	67.5	100.0%	19.3	85.1	0.950	0.753	-20.7%	No	0.753	-20.7%	No
ANT 4	Head	QPSK	Mode A	50.0%	22.3	84.9	25.0%	25.3	84.9	100.0%	20.3	107.2	0.791	0.627	-20.7%	No	0.627	-20.7%	No
ANT 4	Body & Hotspot	QPSK	Mode B	50.0%	22.6	91.0	25.0%	25.6	91.0	100.0%	20.6	114.8	0.993	0.787	-20.7%	No	0.787	-20.7%	No

Conclusion:

SAR test for Power Class 2 and Power Class 1.5 is not required because the PC3 reported SAR <1.4 W/kg and PC2 and PC1.5 reported SAR vs. output power linearly scaled <10%.

10.29. NR Band n48 (100MHz Bandwidth)

Antenna(s)	RF Exposure Condition	Mode(s)	Power Mode(s)	Dist. (mm)	Test Position(s)	Channel	Freq. (MHz)	RB Allocation	RB Offset	Max Output Pwr (dBm)	Meas. (dBm)	1-g Meas. (W/kg)	1-g Scaled (W/kg)	10-g Meas. (W/kg)	10-g Scaled (W/kg)	Plot No.
ANT 7	Head	DFT-s-OFDM 11/2 BPSK	Mode A	0	Left Cheek	642890	3643.35	1	1	21.6	21.3	0.106	0.114	0.047	0.050	
ANT 7	Head	DFT-s-OFDM 11/2 BPSK	Mode A	0	Left Cheek	642890	3643.35	50	28	21.6	21.4	0.099	0.104	0.043	0.045	
ANT 7	Head	DFT-s-OFDM 11/2 BPSK	Mode A	0	Left Tilt	642890	3643.35	1	1	21.6	21.3	0.110	0.118	0.040	0.043	
ANT 7	Head	DFT-s-OFDM 11/2 BPSK	Mode A	0	Left Tilt	642890	3643.35	50	28	21.6	21.4	0.116	0.121	0.042	0.044	
ANT 7	Head	DFT-s-OFDM 11/2 BPSK	Mode A	0	Right Cheek	642890	3643.35	1	1	21.6	21.3	0.191	0.205	0.085	0.091	
ANT 7	Head	DFT-s-OFDM 11/2 BPSK	Mode A	0	Right Cheek	642890	3643.35	50	28	21.6	21.4	0.185	0.194	0.082	0.086	
ANT 7	Head	DFT-s-OFDM 11/2 BPSK	Mode A	0	Right Tilt	642890	3643.35	1	1	21.6	21.3	0.065	0.070	0.026	0.028	
ANT 7	Head	DFT-s-OFDM 11/2 BPSK	Mode A	0	Right Tilt	642890	3643.35	50	28	21.6	21.4	0.068	0.071	0.029	0.030	
ANT 7	Body & Hotspot	DFT-s-OFDM 11/2 BPSK	Mode B	5	Back	642890	3643.35	1	1	18.8	18.8	0.516	0.516	0.205	0.205	
ANT 7	Body & Hotspot	DFT-s-OFDM 11/2 BPSK	Mode B	5	Back	642890	3643.35	50	28	18.8	18.6	0.528	0.550	0.213	0.222	
ANT 7	Body & Hotspot	DFT-s-OFDM 11/2 BPSK	Mode B	5	Front	642890	3643.35	1	1	18.8	18.8	0.262	0.262	0.105	0.105	
ANT 7	Body & Hotspot	DFT-s-OFDM 11/2 BPSK	Mode B	5	Front	642890	3643.35	50	28	18.8	18.6	0.274	0.286	0.108	0.113	
ANT 7	Hotspot	DFT-s-OFDM 11/2 BPSK	Mode B	5	Edge Right	642890	3643.35	1	1	18.8	18.8	0.809	0.809	0.293	0.293	
ANT 7	Hotspot	DFT-s-OFDM 11/2 BPSK	Mode B	5	Edge Right	642890	3643.35	50	28	18.8	18.6	0.757	0.789	0.272	0.284	
ANT 7	Hotspot	DFT-s-OFDM 11/2 BPSK	Mode B	5	Edge Bottom	642890	3643.35	1	1	18.8	18.8	0.154	0.154	0.060	0.060	
ANT 7	Hotspot	DFT-s-OFDM 11/2 BPSK	Mode B	5	Edge Bottom	642890	3643.35	50	28	18.8	18.6	0.154	0.161	0.061	0.064	
ANT 8	Head	DFT-s-OFDM 11/2 BPSK	Mode A	0	Left Cheek	642890	3643.35	1	104	22.4	22.4	0.248	0.248	0.092	0.092	
ANT 8	Head	DFT-s-OFDM 11/2 BPSK	Mode A	0	Left Cheek	642890	3643.35	50	28	22.4	22.3	0.211	0.215	0.078	0.080	
ANT 8	Head	DFT-s-OFDM 11/2 BPSK	Mode A	0	Left Tilt	642890	3643.35	1	104	22.4	22.4	0.224	0.224	0.084	0.084	
ANT 8	Head	DFT-s-OFDM 11/2 BPSK	Mode A	0	Left Tilt	642890	3643.35	50	28	22.4	22.3	0.184	0.188	0.069	0.070	
ANT 8	Head	DFT-s-OFDM 11/2 BPSK	Mode A	0	Right Cheek	642890	3643.35	1	104	22.4	22.4	0.626	0.626	0.228	0.228	
ANT 8	Head	DFT-s-OFDM 11/2 BPSK	Mode A	0	Right Cheek	642890	3643.35	50	28	22.4	22.3	0.663	0.677	0.239	0.244	79
ANT 8	Head	DFT-s-OFDM 11/2 BPSK	Mode A	0	Right Tilt	642890	3643.35	1	104	22.4	22.4	0.495	0.495	0.186	0.186	
ANT 8	Head	DFT-s-OFDM 11/2 BPSK	Mode A	0	Right Tilt	642890	3643.35	50	28	22.4	22.3	0.461	0.471	0.181	0.185	
ANT 8	Body & Hotspot	DFT-s-OFDM 11/2 BPSK	Mode B	5	Back	642890	3643.35	1	1	22.5	21.7	0.614	0.738	0.211	0.254	
ANT 8	Body & Hotspot	DFT-s-OFDM 11/2 BPSK	Mode B	5	Back	642890	3643.35	50	28	22.5	21.6	0.607	0.743	0.210	0.257	
ANT 8	Body & Hotspot	DFT-s-OFDM 11/2 BPSK	Mode B	5	Front	642890	3643.35	1	1	22.5	21.7	0.282	0.339	0.110	0.132	
ANT 8	Body & Hotspot	DFT-s-OFDM 11/2 BPSK	Mode B	5	Front	642890	3643.35	50	28	22.5	21.6	0.298	0.365	0.116	0.142	
ANT 8	Hotspot	DFT-s-OFDM 11/2 BPSK	Mode B	5	Edge Top	642890	3643.35	1	1	22.5	21.7	0.203	0.244	0.063	0.076	
ANT 8	Hotspot	DFT-s-OFDM 11/2 BPSK	Mode B	5	Edge Top	642890	3643.35	50	28	22.5	21.6	0.210	0.257	0.066	0.081	
ANT 8	Hotspot	DFT-s-OFDM 11/2 BPSK	Mode B	5	Edge Left	642890	3643.35	1	1	22.5	21.7	0.622	0.748	0.233	0.280	
ANT 8	Hotspot	DFT-s-OFDM 11/2 BPSK	Mode B	5	Edge Left	642890	3643.35	50	28	22.5	21.6	0.696	0.852	0.256	0.314	
ANT 9	Head	DFT-s-OFDM 11/2 BPSK	Mode A	0	Left Cheek	642890	3643.35	1	1	21.1	20.2	0.190	0.232	0.083	0.101	
ANT 9	Head	DFT-s-OFDM 11/2 BPSK	Mode A	0	Left Cheek	642890	3643.35	50	28	21.1	20.2	0.170	0.212	0.074	0.092	
ANT 9	Head	DFT-s-OFDM 11/2 BPSK	Mode A	0	Left Tilt	642890	3643.35	1	1	21.1	20.2	0.062	0.076	0.025	0.030	
ANT 9	Head	DFT-s-OFDM 11/2 BPSK	Mode A	0	Left Tilt	642890	3643.35	50	28	21.1	20.2	0.061	0.076	0.025	0.031	
ANT 9	Head	DFT-s-OFDM 11/2 BPSK	Mode A	0	Right Cheek	642890	3643.35	1	1	21.1	20.2	0.135	0.165	0.063	0.077	
ANT 9	Head	DFT-s-OFDM 11/2 BPSK	Mode A	0	Right Cheek	642890	3643.35	50	28	21.1	20.2	0.123	0.153	0.055	0.068	
ANT 9	Head	DFT-s-OFDM 11/2 BPSK	Mode A	0	Right Tilt	642890	3643.35	1	1	21.1	20.2	0.096	0.117	0.039	0.048	
ANT 9	Head	DFT-s-OFDM 11/2 BPSK	Mode A	0	Right Tilt	642890	3643.35	50	28	21.1	20.2	0.098	0.122	0.038	0.047	
ANT 9	Body & Hotspot	DFT-s-OFDM 11/2 BPSK	Mode B	5	Back	642890	3643.35	1	104	18.7	16.9	0.506	0.775	0.189	0.289	
ANT 9	Body & Hotspot	DFT-s-OFDM 11/2 BPSK	Mode B	5	Back	642890	3643.35	50	28	18.7	16.8	0.547	0.849	0.204	0.317	
ANT 9	Body & Hotspot	DFT-s-OFDM 11/2 BPSK	Mode B	5	Front	642890	3643.35	1	104	18.7	16.9	0.294	0.450	0.108	0.165	
ANT 9	Body & Hotspot	DFT-s-OFDM 11/2 BPSK	Mode B	5	Front	642890	3643.35	50	28	18.7	16.8	0.233	0.362	0.086	0.134	
ANT 9	Hotspot	DFT-s-OFDM 11/2 BPSK	Mode B	5	Edge Bottom	642890	3643.35	1	104	18.7	16.9	0.183	0.280	0.071	0.109	
ANT 9	Hotspot	DFT-s-OFDM 11/2 BPSK	Mode B	5	Edge Bottom	642890	3643.35	50	28	18.7	16.8	0.154	0.239	0.059	0.092	
ANT 9	Hotspot	DFT-s-OFDM 11/2 BPSK	Mode B	5	Edge Left	642890	3643.35	1	104	18.7	16.9	0.538	0.824	0.205	0.314	
ANT 9	Hotspot	DFT-s-OFDM 11/2 BPSK	Mode B	5	Edge Left	642890	3643.35	50	28	18.7	16.8	0.542	0.841	0.207	0.321	
ANT 4	Head	DFT-s-OFDM 11/2 BPSK	Mode A	0	Left Cheek	642890	3643.35	1	104	22.8	22.4	0.463	0.511	0.177	0.195	
ANT 4	Head	DFT-s-OFDM 11/2 BPSK	Mode A	0	Left Cheek	642890	3643.35	50	28	22.8	22.2	0.485	0.563	0.186	0.216	
ANT 4	Head	DFT-s-OFDM 11/2 BPSK	Mode A	0	Left Tilt	642890	3643.35	1	104	22.8	22.4	0.288	0.318	0.108	0.119	
ANT 4	Head	DFT-s-OFDM 11/2 BPSK	Mode A	0	Left Tilt	642890	3643.35	50	28	22.8	22.2	0.259	0.301	0.100	0.116	
ANT 4	Head	DFT-s-OFDM 11/2 BPSK	Mode A	0	Right Cheek	642890	3643.35	1	104	22.8	22.4	0.131	0.145	0.061	0.067	
ANT 4	Head	DFT-s-OFDM 11/2 BPSK	Mode A	0	Right Cheek	642890	3643.35	50	28	22.8	22.2	0.133	0.154	0.064	0.074	
ANT 4	Head	DFT-s-OFDM 11/2 BPSK	Mode A	0	Right Tilt	642890	3643.35	1	104	22.8	22.4	0.150	0.166	0.062	0.068	
ANT 4	Head	DFT-s-OFDM 11/2 BPSK	Mode A	0	Right Tilt	642890	3643.35	50	28	22.8	22.2	0.124	0.144	0.048	0.056	
ANT 4	Body & Hotspot	DFT-s-OFDM 11/2 BPSK	Mode B	5	Back	642890	3643.35	1	104	23.2	22.8	0.786	0.864	0.258	0.284	80
ANT 4	Body & Hotspot	DFT-s-OFDM 11/2 BPSK	Mode B	5	Back	642890	3643.35	50	28	23.2	22.6	0.717	0.819	0.238	0.272	
ANT 4	Body & Hotspot	DFT-s-OFDM 11/2 BPSK	Mode B	5	Front	642890	3643.35	1	104	23.2	22.8	0.224	0.246	0.094	0.103	
ANT 4	Body & Hotspot	DFT-s-OFDM 11/2 BPSK	Mode B	5	Front	642890	3643.35	50	28	23.2	22.6	0.229	0.262	0.097	0.111	
ANT 4	Hotspot	DFT-s-OFDM 11/2 BPSK	Mode B	5	Edge Top	642890	3643.35	1	104	23.2	22.8	0.125	0.137	0.052	0.057	
ANT 4	Hotspot	DFT-s-OFDM 11/2 BPSK	Mode B	5	Edge Top	642890	3643.35	50	28	23.2	22.6	0.120	0.137	0.050	0.057	
ANT 4	Hotspot	DFT-s-OFDM 11/2 BPSK	Mode B	5	Edge Right	642890	3643.35	1	104	23.2	22.8	0.851	0.935	0.311	0.342	
ANT 4	Hotspot	DFT-s-OFDM 11/2 BPSK	Mode B	5	Edge Right	642890	3643.35	50	28	23.2	22.6	0.844	0.965	0.308	0.352	81

10.30. NR Band n53 (10MHz Bandwidth)

Antenna(s)	RF Exposure Condition	Mode(s)	Power Mode(s)	Dist. (mm)	Test Position(s)	Channel	Freq. (MHz)	RB Allocation	RB Offset	Max Output Pwr (dBm)	Meas. (dBm)	1-g Meas. (W/kg)	1-g Scaled (W/kg)	10-g Meas. (W/kg)	10-g Scaled (W/kg)	Plot No.
ANT 1	Head	DFT-s-OFDM 11/2 BPSK	Mode A	0	Left Cheek	497860	2489.3	1	1	20.7	20.7	0.062	0.062	0.033	0.033	
ANT 1	Head	DFT-s-OFDM 11/2 BPSK	Mode A	0	Left Cheek	497860	2489.3	12	6	20.7	20.5	0.066	0.069	0.035	0.037	
ANT 1	Head	DFT-s-OFDM 11/2 BPSK	Mode A	0	Left Tilt	497860	2489.3	1	1	20.7	20.7	0.062	0.062	0.031	0.031	
ANT 1	Head	DFT-s-OFDM 11/2 BPSK	Mode A	0	Left Tilt	497860	2489.3	12	6	20.7	20.5	0.065	0.068	0.032	0.034	
ANT 1	Head	DFT-s-OFDM 11/2 BPSK	Mode A	0	Right Cheek	497860	2489.3	1	1	20.7	20.7	0.109	0.109	0.060	0.060	
ANT 1	Head	DFT-s-OFDM 11/2 BPSK	Mode A	0	Right Cheek	497860	2489.3	12	6	20.7	20.5	0.128	0.134	0.070	0.073	
ANT 1	Head	DFT-s-OFDM 11/2 BPSK	Mode A	0	Right Tilt	497860	2489.3	1	1	20.7	20.7	0.039	0.039	0.020	0.020	
ANT 1	Head	DFT-s-OFDM 11/2 BPSK	Mode A	0	Right Tilt	497860	2489.3	12	6	20.7	20.5	0.041	0.043	0.021	0.022	
ANT 1	Body & Hotspot	DFT-s-OFDM 11/2 BPSK	Mode B	5	Back	497860	2489.3	1	1	20.7	20.0	0.372	0.437	0.171	0.201	
ANT 1	Body & Hotspot	DFT-s-OFDM 11/2 BPSK	Mode B	5	Back	497860	2489.3	12	6	20.7	19.8	0.347	0.427	0.160	0.197	
ANT 1	Body & Hotspot	DFT-s-OFDM 11/2 BPSK	Mode B	5	Front	497860	2489.3	1	1	20.7	20.0	0.267	0.314	0.124	0.146	
ANT 1	Body & Hotspot	DFT-s-OFDM 11/2 BPSK	Mode B	5	Front	497860	2489.3	12	6	20.7	19.8	0.273	0.336	0.130	0.160	
ANT 1	Hotspot	DFT-s-OFDM 11/2 BPSK	Mode B	5	Edge Right	497860	2489.3	1	1	20.7	20.0	0.397	0.466	0.172	0.202	
ANT 1	Hotspot	DFT-s-OFDM 11/2 BPSK	Mode B	5	Edge Right	497860	2489.3	12	6	20.7	19.8	0.405	0.498	0.175	0.215	
ANT 1	Hotspot	DFT-s-OFDM 11/2 BPSK	Mode B	5	Edge Bottom	497860	2489.3	1	1	20.7	20.0	0.430	0.505	0.180	0.211	
ANT 1	Hotspot	DFT-s-OFDM 11/2 BPSK	Mode B	5	Edge Bottom	497860	2489.3	12	6	20.7	19.8	0.460	0.566	0.191	0.235	
ANT 1	Hotspot	DFT-s-OFDM 11/2 BPSK	Mode B	5	Edge Left	497860	2489.3	1	1	20.7	20.0	0.021	0.025	0.007	0.008	
ANT 1	Hotspot	DFT-s-OFDM 11/2 BPSK	Mode B	5	Edge Left	497860	2489.3	12	6	20.7	19.8	0.023	0.028	0.008	0.010	
Antenna(s)	RF Exposure Condition	Mode(s)	Power Mode(s)	Dist. (mm)	Test Position(s)	Channel	Freq. (MHz)	RB Allocation	RB Offset	Max Output Pwr (dBm)	Meas. (dBm)	1-g Meas. (W/kg)	1-g Scaled (W/kg)	10-g Meas. (W/kg)	10-g Scaled (W/kg)	Plot No.
ANT 2	Head	DFT-s-OFDM 11/2 BPSK	Mode A	0	Left Cheek	497860	2489.3	1	22	19.1	18.8	0.201	0.216	0.085	0.091	
ANT 2	Head	DFT-s-OFDM 11/2 BPSK	Mode A	0	Left Cheek	497860	2489.3	12	6	19.1	18.6	0.179	0.202	0.078	0.088	
ANT 2	Head	DFT-s-OFDM 11/2 BPSK	Mode A	0	Left Tilt	497860	2489.3	1	22	19.1	18.8	0.241	0.259	0.100	0.108	
ANT 2	Head	DFT-s-OFDM 11/2 BPSK	Mode A	0	Left Tilt	497860	2489.3	12	6	19.1	18.6	0.230	0.260	0.094	0.106	
ANT 2	Head	DFT-s-OFDM 11/2 BPSK	Mode A	0	Right Cheek	497860	2489.3	1	22	19.1	18.8	0.798	0.859	0.347	0.374	
ANT 2	Head	DFT-s-OFDM 11/2 BPSK	Mode A	0	Right Cheek	497860	2489.3	12	6	19.1	18.6	0.800	0.904	0.351	0.397	82
ANT 2	Head	DFT-s-OFDM 11/2 BPSK	Mode A	0	Right Tilt	497860	2489.3	1	22	19.1	18.8	0.664	0.715	0.260	0.280	
ANT 2	Head	DFT-s-OFDM 11/2 BPSK	Mode A	0	Right Tilt	497860	2489.3	12	6	19.1	18.6	0.648	0.732	0.253	0.286	
ANT 2	Body & Hotspot	DFT-s-OFDM 11/2 BPSK	Mode B	5	Back	497860	2489.3	1	22	20.7	20.5	0.536	0.568	0.233	0.247	
ANT 2	Body & Hotspot	DFT-s-OFDM 11/2 BPSK	Mode B	5	Back	497860	2489.3	12	6	20.7	20.3	0.557	0.609	0.244	0.267	83
ANT 2	Body & Hotspot	DFT-s-OFDM 11/2 BPSK	Mode B	5	Front	497860	2489.3	1	22	20.7	20.5	0.307	0.325	0.140	0.148	
ANT 2	Body & Hotspot	DFT-s-OFDM 11/2 BPSK	Mode B	5	Front	497860	2489.3	12	6	20.7	20.3	0.290	0.317	0.133	0.145	
ANT 2	Hotspot	DFT-s-OFDM 11/2 BPSK	Mode B	5	Edge Top	497860	2489.3	1	22	20.7	20.5	0.031	0.033	0.014	0.015	
ANT 2	Hotspot	DFT-s-OFDM 11/2 BPSK	Mode B	5	Edge Top	497860	2489.3	12	6	20.7	20.3	0.033	0.036	0.014	0.015	
ANT 2	Hotspot	DFT-s-OFDM 11/2 BPSK	Mode B	5	Edge Right	497860	2489.3	1	22	20.7	20.5	0.026	0.028	0.014	0.015	
ANT 2	Hotspot	DFT-s-OFDM 11/2 BPSK	Mode B	5	Edge Right	497860	2489.3	12	6	20.7	20.3	0.029	0.032	0.015	0.016	
ANT 2	Hotspot	DFT-s-OFDM 11/2 BPSK	Mode B	5	Edge Left	497860	2489.3	1	22	20.7	20.5	0.620	0.657	0.289	0.306	
ANT 2	Hotspot	DFT-s-OFDM 11/2 BPSK	Mode B	5	Edge Left	497860	2489.3	12	6	20.7	20.3	0.603	0.660	0.280	0.306	84

10.31. NR Band n66 (40MHz Bandwidth)

Antenna(s)	RF Exposure Condition	Mode(s)	Power Mode(s)	Dist. (mm)	Test Position(s)	Channel	Freq. (MHz)	RB Allocation	RB Offset	Max Output Pwr (dBm)	Meas. (dBm)	1-g Meas. (W/kg)	1-g Scaled (W/kg)	10-g Meas. (W/kg)	10-g Scaled (W/kg)	Plot No.
ANT 1	Head	DFT-s-OFDM 11/2 BPSK	Mode A	0	Left Cheek	349000	1745	1	1	25.7	24.9	0.037	0.044	0.024	0.029	
ANT 1	Head	DFT-s-OFDM 11/2 BPSK	Mode A	0	Left Cheek	349000	1745	108	54	25.7	24.8	0.056	0.068	0.038	0.046	
ANT 1	Head	DFT-s-OFDM 11/2 BPSK	Mode A	0	Left Tilt	349000	1745	1	1	25.7	24.9	0.029	0.035	0.019	0.023	
ANT 1	Head	DFT-s-OFDM 11/2 BPSK	Mode A	0	Left Tilt	349000	1745	108	54	25.7	24.8	0.032	0.039	0.021	0.026	
ANT 1	Head	DFT-s-OFDM 11/2 BPSK	Mode A	0	Right Cheek	349000	1745	1	1	25.7	24.9	0.077	0.092	0.049	0.058	
ANT 1	Head	DFT-s-OFDM 11/2 BPSK	Mode A	0	Right Cheek	349000	1745	108	54	25.7	24.8	0.107	0.130	0.068	0.083	
ANT 1	Head	DFT-s-OFDM 11/2 BPSK	Mode A	0	Right Tilt	349000	1745	1	1	25.7	24.9	0.023	0.027	0.014	0.017	
ANT 1	Head	DFT-s-OFDM 11/2 BPSK	Mode A	0	Right Tilt	349000	1745	108	54	25.7	24.8	0.032	0.039	0.020	0.024	
ANT 1	Body & Hotspot	DFT-s-OFDM 11/2 BPSK	Mode B	5	Back	349000	1745	1	1	20.4	19.1	0.472	0.641	0.240	0.326	
ANT 1	Body & Hotspot	DFT-s-OFDM 11/2 BPSK	Mode B	5	Back	349000	1745	108	54	20.4	19.2	0.461	0.615	0.236	0.315	
ANT 1	Body & Hotspot	DFT-s-OFDM 11/2 BPSK	Mode B	5	Front	349000	1745	1	1	20.4	19.1	0.314	0.427	0.157	0.213	
ANT 1	Body & Hotspot	DFT-s-OFDM 11/2 BPSK	Mode B	5	Front	349000	1745	108	54	20.4	19.2	0.302	0.403	0.152	0.203	
ANT 1	Hotspot	DFT-s-OFDM 11/2 BPSK	Mode B	0	Edge Right	349000	1745	1	1	20.4	19.1	0.134	0.182	0.066	0.090	
ANT 1	Hotspot	DFT-s-OFDM 11/2 BPSK	Mode B	0	Edge Right	349000	1745	108	54	20.4	19.2	0.160	0.213	0.078	0.104	
ANT 1	Hotspot	DFT-s-OFDM 11/2 BPSK	Mode B	0	Edge Bottom	349000	1745	1	1	20.4	19.1	0.671	0.911	0.319	0.433	
ANT 1	Hotspot	DFT-s-OFDM 11/2 BPSK	Mode B	0	Edge Bottom	349000	1745	108	54	20.4	19.2	0.699	0.932	0.331	0.441	87
ANT 1	Hotspot	DFT-s-OFDM 11/2 BPSK	Mode B	0	Edge Left	349000	1745	1	1	20.4	19.1	0.028	0.038	0.014	0.019	
ANT 1	Hotspot	DFT-s-OFDM 11/2 BPSK	Mode B	0	Edge Left	349000	1745	108	54	20.4	19.2	0.021	0.028	0.010	0.013	
Antenna(s)	RF Exposure Condition	Mode(s)	Power Mode(s)	Dist. (mm)	Test Position(s)	Channel	Freq. (MHz)	RB Allocation	RB Offset	Max Output Pwr (dBm)	Meas. (dBm)	1-g Meas. (W/kg)	1-g Scaled (W/kg)	10-g Meas. (W/kg)	10-g Scaled (W/kg)	Plot No.
ANT 2	Head	DFT-s-OFDM 11/2 BPSK	Mode A	0	Left Cheek	349000	1745	1	1	18.8	17.9	0.447	0.555	0.214	0.266	
ANT 2	Head	DFT-s-OFDM 11/2 BPSK	Mode A	0	Left Cheek	349000	1745	108	54	18.8	17.7	0.422	0.545	0.202	0.261	
ANT 2	Head	DFT-s-OFDM 11/2 BPSK	Mode A	0	Left Tilt	349000	1745	1	1	18.8	17.9	0.535	0.664	0.253	0.314	
ANT 2	Head	DFT-s-OFDM 11/2 BPSK	Mode A	0	Left Tilt	349000	1745	108	54	18.8	17.7	0.511	0.660	0.240	0.310	
ANT 2	Head	DFT-s-OFDM 11/2 BPSK	Mode A	0	Right Cheek	349000	1745	1	1	18.8	17.9	0.631	0.783	0.298	0.370	
ANT 2	Head	DFT-s-OFDM 11/2 BPSK	Mode A	0	Right Cheek	349000	1745	108	54	18.8	17.7	0.679	0.877	0.317	0.409	
ANT 2	Head	DFT-s-OFDM 11/2 BPSK	Mode A	0	Right Tilt	349000	1745	1	1	18.8	17.9	0.788	0.978	0.357	0.443	85
ANT 2	Head	DFT-s-OFDM 11/2 BPSK	Mode A	0	Right Tilt	349000	1745	108	54	18.8	17.7	0.744	0.961	0.338	0.436	
ANT 2	Body & Hotspot	DFT-s-OFDM 11/2 BPSK	Mode B	5	Back	349000	1745	1	1	18.6	17.3	0.496	0.675	0.246	0.335	
ANT 2	Body & Hotspot	DFT-s-OFDM 11/2 BPSK	Mode B	5	Back	349000	1745	108	54	18.6	17.2	0.521	0.714	0.254	0.348	
ANT 2	Body & Hotspot	DFT-s-OFDM 11/2 BPSK	Mode B	5	Front	349000	1745	1	1	18.6	17.3	0.434	0.591	0.205	0.279	
ANT 2	Body & Hotspot	DFT-s-OFDM 11/2 BPSK	Mode B	5	Front	349000	1745	108	54	18.6	17.2	0.446	0.611	0.211	0.289	
ANT 2	Hotspot	DFT-s-OFDM 11/2 BPSK	Mode B	5	Edge Top	349000	1745	1	1	18.6	17.3	0.664	0.904	0.301	0.410	
ANT 2	Hotspot	DFT-s-OFDM 11/2 BPSK	Mode B	5	Edge Top	349000	1745	108	54	18.6	17.2	0.694	0.951	0.315	0.432	
ANT 2	Hotspot	DFT-s-OFDM 11/2 BPSK	Mode B	5	Edge Right	349000	1745	1	1	18.6	17.3	0.006	0.008	0.003	0.004	
ANT 2	Hotspot	DFT-s-OFDM 11/2 BPSK	Mode B	5	Edge Right	349000	1745	108	54	18.6	17.2	0.005	0.007	0.003	0.004	
ANT 2	Hotspot	DFT-s-OFDM 11/2 BPSK	Mode B	5	Edge Left	349000	1745	1	1	18.6	17.3	0.113	0.154	0.058	0.079	
ANT 2	Hotspot	DFT-s-OFDM 11/2 BPSK	Mode B	5	Edge Left	349000	1745	108	54	18.6	17.2	0.122	0.167	0.062	0.085	
Antenna(s)	RF Exposure Condition	Mode(s)	Power Mode(s)	Dist. (mm)	Test Position(s)	Channel	Freq. (MHz)	RB Allocation	RB Offset	Max Output Pwr (dBm)	Meas. (dBm)	1-g Meas. (W/kg)	1-g Scaled (W/kg)	10-g Meas. (W/kg)	10-g Scaled (W/kg)	Plot No.
ANT 3	Head	DFT-s-OFDM 11/2 BPSK	Mode A	0	Left Cheek	349000	1745	1	214	23.0	22.7	0.176	0.189	0.112	0.120	
ANT 3	Head	DFT-s-OFDM 11/2 BPSK	Mode A	0	Left Cheek	349000	1745	108	54	23.0	22.5	0.182	0.204	0.117	0.131	
ANT 3	Head	DFT-s-OFDM 11/2 BPSK	Mode A	0	Left Tilt	349000	1745	1	214	23.0	22.7	0.090	0.096	0.059	0.063	
ANT 3	Head	DFT-s-OFDM 11/2 BPSK	Mode A	0	Left Tilt	349000	1745	108	54	23.0	22.5	0.087	0.098	0.059	0.066	
ANT 3	Head	DFT-s-OFDM 11/2 BPSK	Mode A	0	Right Cheek	349000	1745	1	214	23.0	22.7	0.092	0.099	0.061	0.065	
ANT 3	Head	DFT-s-OFDM 11/2 BPSK	Mode A	0	Right Cheek	349000	1745	108	54	23.0	22.5	0.086	0.096	0.057	0.064	
ANT 3	Head	DFT-s-OFDM 11/2 BPSK	Mode A	0	Right Tilt	349000	1745	1	214	23.0	22.7	0.081	0.087	0.052	0.056	
ANT 3	Head	DFT-s-OFDM 11/2 BPSK	Mode A	0	Right Tilt	349000	1745	108	54	23.0	22.5	0.080	0.090	0.052	0.058	
ANT 3	Body & Hotspot	DFT-s-OFDM 11/2 BPSK	Mode B	5	Back	349000	1745	1	214	22.9	21.8	0.683	0.880	0.352	0.453	
ANT 3	Body & Hotspot	DFT-s-OFDM 11/2 BPSK	Mode B	5	Back	349000	1745	108	54	22.9	21.4	0.703	0.993	0.368	0.520	86
ANT 3	Body & Hotspot	DFT-s-OFDM 11/2 BPSK	Mode B	5	Front	349000	1745	1	214	22.9	21.8	0.560	0.721	0.303	0.390	
ANT 3	Body & Hotspot	DFT-s-OFDM 11/2 BPSK	Mode B	5	Front	349000	1745	108	54	22.9	21.4	0.547	0.773	0.298	0.421	
ANT 3	Hotspot	DFT-s-OFDM 11/2 BPSK	Mode B	5	Edge Bottom	349000	1745	1	214	22.9	21.8	0.401	0.517	0.209	0.269	
ANT 3	Hotspot	DFT-s-OFDM 11/2 BPSK	Mode B	5	Edge Bottom	349000	1745	108	54	22.9	21.4	0.444	0.627	0.231	0.326	
ANT 3	Hotspot	DFT-s-OFDM 11/2 BPSK	Mode B	5	Edge Left	349000	1745	1	214	22.9	21.8	0.648	0.835	0.334	0.430	
ANT 3	Hotspot	DFT-s-OFDM 11/2 BPSK	Mode B	5	Edge Left	349000	1745	108	54	22.9	21.4	0.646	0.912	0.337	0.476	
Antenna(s)	RF Exposure Condition	Mode(s)	Power Mode(s)	Dist. (mm)	Test Position(s)	Channel	Freq. (MHz)	RB Allocation	RB Offset	Max Output Pwr (dBm)	Meas. (dBm)	1-g Meas. (W/kg)	1-g Scaled (W/kg)	10-g Meas. (W/kg)	10-g Scaled (W/kg)	Plot No.
ANT 4	Head	DFT-s-OFDM 11/2 BPSK	Mode A	0	Left Cheek	349000	1745	1	1	22.6	22.0	0.651	0.747	0.335	0.385	
ANT 4	Head	DFT-s-OFDM 11/2 BPSK	Mode A	0	Left Cheek	349000	1745	108	54	22.6	21.9	0.661	0.777	0.344	0.404	
ANT 4	Head	DFT-s-OFDM 11/2 BPSK	Mode A	0	Left Tilt	349000	1745	1	1	22.6	22.0	0.387	0.444	0.189	0.217	
ANT 4	Head	DFT-s-OFDM 11/2 BPSK	Mode A	0	Left Tilt	349000	1745	108	54	22.6	21.9	0.428	0.503	0.209	0.246	
ANT 4	Head	DFT-s-OFDM 11/2 BPSK	Mode A	0	Right Cheek	349000	1745	1	1	22.6	22.0	0.097	0.111	0.054	0.062	
ANT 4	Head	DFT-s-OFDM 11/2 BPSK	Mode A	0	Right Cheek	349000	1745	108	54	22.6	21.9	0.107	0.126	0.060	0.070	
ANT 4	Head	DFT-s-OFDM 11/2 BPSK	Mode A	0	Right Tilt	349000	1745	1	1	22.6	22.0	0.202	0.232	0.115	0.132	
ANT 4	Head	DFT-s-OFDM 11/2 BPSK	Mode A	0	Right Tilt	349000	1745	108	54	22.6	21.9	0.212	0.249	0.120	0.141	
ANT 4	Body & Hotspot	DFT-s-OFDM 11/2 BPSK	Mode B	5	Back	349000	1745	1	214	23.0	22.9	0.952	0.974	0.501	0.501	
ANT 4	Body & Hotspot	DFT-s-OFDM 11/2 BPSK	Mode B	5	Back	349000	1745	108	54	23.0	22.7	0.826	0.885	0.438	0.438	
ANT 4	Body & Hotspot	DFT-s-OFDM 11/2 BPSK	Mode B	5	Front	349000	1745	1	214	23.0	22.9	0.179	0.183	0.095	0.097	
ANT 4	Body & Hotspot	DFT-s-OFDM 11/2 BPSK	Mode B	5	Front	349000	1745	108	54	23.0	22.7	0.209	0.224	0.112	0.120	
ANT 4	Hotspot	DFT-s-OFDM 11/2 BPSK	Mode B	5	Edge Top	349000	1745	1	214	23.0	22.9	0.342	0.350	0.161	0.165	
ANT 4	Hotspot	DFT-s-OFDM 11/2 BPSK	Mode B	5	Edge Top	349000	1745	108	54	23.0	22.7	0.361	0.387	0.169	0.181	
ANT 4	Hotspot	DFT-s-OFDM 11/2 BPSK	Mode B	5	Edge Right	349000	1745	1	214	23.0	22.9	0.783	0.801	0.398	0.407	
ANT 4	Hotspot	DFT-s-OFDM 11/2 BPSK	Mode B	5	Edge Right	349000	1745	108	54	23.0	22.7	0.689	0.738	0.350	0.375	

10.32. NR Band n70 (15MHz Bandwidth)

Antenna(s)	RF Exposure Condition	Mode(s)	Power Mode(s)	Dist. (mm)	Test Position(s)	Channel	Freq. (MHz)	RB Allocation	RB Offset	Max Output Pwr (dBm)	Meas. (dBm)	1-g Meas. (W/kg)	1-g Scaled (W/kg)	10-g Meas. (W/kg)	10-g Scaled (W/kg)	Plot No.
ANT 1	Head	DFT-s-OFDM $\pi/2$ BPSK	Mode A	0	Left Cheek	340500	1702.5	1	1	25.7	25.0	0.024	0.028	0.017	0.020	
ANT 1	Head	DFT-s-OFDM $\pi/2$ BPSK	Mode A	0	Left Cheek	340500	1702.5	36	22	25.7	25.0	0.025	0.029	0.017	0.020	
ANT 1	Head	DFT-s-OFDM $\pi/2$ BPSK	Mode A	0	Left Tilt	340500	1702.5	1	1	25.7	25.0	0.018	0.021	0.012	0.014	
ANT 1	Head	DFT-s-OFDM $\pi/2$ BPSK	Mode A	0	Left Tilt	340500	1702.5	36	22	25.7	25.0	0.019	0.022	0.012	0.014	
ANT 1	Head	DFT-s-OFDM $\pi/2$ BPSK	Mode A	0	Right Cheek	340500	1702.5	1	1	25.7	25.0	0.067	0.078	0.044	0.051	
ANT 1	Head	DFT-s-OFDM $\pi/2$ BPSK	Mode A	0	Right Cheek	340500	1702.5	36	22	25.7	25.0	0.079	0.093	0.051	0.060	
ANT 1	Head	DFT-s-OFDM $\pi/2$ BPSK	Mode A	0	Right Tilt	340500	1702.5	1	1	25.7	25.0	0.022	0.026	0.014	0.016	
ANT 1	Head	DFT-s-OFDM $\pi/2$ BPSK	Mode A	0	Right Tilt	340500	1702.5	36	22	25.7	25.0	0.024	0.028	0.015	0.018	
ANT 1	Body & Hotspot	DFT-s-OFDM $\pi/2$ BPSK	Mode B	5	Back	340500	1702.5	1	77	20.5	19.4	0.439	0.567	0.228	0.294	
ANT 1	Body & Hotspot	DFT-s-OFDM $\pi/2$ BPSK	Mode B	5	Back	340500	1702.5	36	22	20.5	19.4	0.452	0.589	0.235	0.306	
ANT 1	Body & Hotspot	DFT-s-OFDM $\pi/2$ BPSK	Mode B	5	Front	340500	1702.5	1	77	20.5	19.4	0.336	0.434	0.168	0.217	
ANT 1	Body & Hotspot	DFT-s-OFDM $\pi/2$ BPSK	Mode B	5	Front	340500	1702.5	36	22	20.5	19.4	0.329	0.429	0.165	0.215	
ANT 1	Hotspot	DFT-s-OFDM $\pi/2$ BPSK	Mode B	5	Edge Right	340500	1702.5	1	77	20.5	19.4	0.097	0.125	0.049	0.063	
ANT 1	Hotspot	DFT-s-OFDM $\pi/2$ BPSK	Mode B	5	Edge Right	340500	1702.5	36	22	20.5	19.4	0.105	0.137	0.053	0.069	
ANT 1	Hotspot	DFT-s-OFDM $\pi/2$ BPSK	Mode B	5	Edge Bottom	340500	1702.5	1	77	20.5	19.4	0.665	0.859	0.320	0.413	
ANT 1	Hotspot	DFT-s-OFDM $\pi/2$ BPSK	Mode B	5	Edge Bottom	340500	1702.5	36	22	20.5	19.4	0.708	0.923	0.340	0.443	
ANT 1	Hotspot	DFT-s-OFDM $\pi/2$ BPSK	Mode B	5	Edge Left	340500	1702.5	1	77	20.5	19.4	0.010	0.013	0.004	0.005	
ANT 1	Hotspot	DFT-s-OFDM $\pi/2$ BPSK	Mode B	5	Edge Left	340500	1702.5	36	22	20.5	19.4	0.008	0.010	0.004	0.005	
ANT 2	Head	DFT-s-OFDM $\pi/2$ BPSK	Mode A	0	Left Cheek	340500	1702.5	1	1	19.4	18.0	0.458	0.631	0.221	0.304	
ANT 2	Head	DFT-s-OFDM $\pi/2$ BPSK	Mode A	0	Left Cheek	340500	1702.5	36	22	19.4	18.0	0.416	0.573	0.201	0.277	
ANT 2	Head	DFT-s-OFDM $\pi/2$ BPSK	Mode A	0	Left Tilt	340500	1702.5	1	1	19.4	18.0	0.545	0.751	0.258	0.355	88
ANT 2	Head	DFT-s-OFDM $\pi/2$ BPSK	Mode A	0	Left Tilt	340500	1702.5	36	22	19.4	18.0	0.520	0.716	0.246	0.339	
ANT 2	Head	DFT-s-OFDM $\pi/2$ BPSK	Mode A	0	Right Cheek	340500	1702.5	1	1	19.4	18.0	0.589	0.811	0.283	0.390	
ANT 2	Head	DFT-s-OFDM $\pi/2$ BPSK	Mode A	0	Right Cheek	340500	1702.5	36	22	19.4	18.0	0.581	0.800	0.280	0.386	
ANT 2	Head	DFT-s-OFDM $\pi/2$ BPSK	Mode A	0	Right Tilt	340500	1702.5	1	1	19.4	18.0	0.664	0.914	0.304	0.419	
ANT 2	Head	DFT-s-OFDM $\pi/2$ BPSK	Mode A	0	Right Tilt	340500	1702.5	36	22	19.4	18.0	0.642	0.884	0.292	0.402	
ANT 2	Body & Hotspot	DFT-s-OFDM $\pi/2$ BPSK	Mode B	5	Back	340500	1702.5	1	1	18.3	17.5	0.529	0.632	0.261	0.312	
ANT 2	Body & Hotspot	DFT-s-OFDM $\pi/2$ BPSK	Mode B	5	Back	340500	1702.5	36	22	18.3	17.5	0.523	0.627	0.260	0.312	
ANT 2	Body & Hotspot	DFT-s-OFDM $\pi/2$ BPSK	Mode B	5	Front	340500	1702.5	1	1	18.3	17.5	0.417	0.498	0.200	0.239	
ANT 2	Body & Hotspot	DFT-s-OFDM $\pi/2$ BPSK	Mode B	5	Front	340500	1702.5	36	22	18.3	17.5	0.443	0.531	0.210	0.252	
ANT 2	Hotspot	DFT-s-OFDM $\pi/2$ BPSK	Mode B	5	Edge Top	340500	1702.5	1	1	18.3	17.5	0.670	0.800	0.306	0.365	
ANT 2	Hotspot	DFT-s-OFDM $\pi/2$ BPSK	Mode B	5	Edge Top	340500	1702.5	36	22	18.3	17.5	0.637	0.764	0.289	0.347	
ANT 2	Hotspot	DFT-s-OFDM $\pi/2$ BPSK	Mode B	5	Edge Right	340500	1702.5	1	1	18.3	17.5	0.006	0.007	0.004	0.005	
ANT 2	Hotspot	DFT-s-OFDM $\pi/2$ BPSK	Mode B	5	Edge Right	340500	1702.5	36	22	18.3	17.5	0.006	0.007	0.004	0.005	
ANT 2	Hotspot	DFT-s-OFDM $\pi/2$ BPSK	Mode B	5	Edge Left	340500	1702.5	1	1	18.3	17.5	0.150	0.179	0.075	0.090	
ANT 2	Hotspot	DFT-s-OFDM $\pi/2$ BPSK	Mode B	5	Edge Left	340500	1702.5	36	22	18.3	17.5	0.154	0.185	0.075	0.090	
ANT 3	Head	DFT-s-OFDM $\pi/2$ BPSK	Mode A	0	Left Cheek	340500	1702.5	1	1	22.9	22.8	0.151	0.155	0.096	0.098	
ANT 3	Head	DFT-s-OFDM $\pi/2$ BPSK	Mode A	0	Left Cheek	340500	1702.5	36	22	22.9	22.5	0.150	0.164	0.095	0.104	
ANT 3	Head	DFT-s-OFDM $\pi/2$ BPSK	Mode A	0	Left Tilt	340500	1702.5	1	1	22.9	22.8	0.072	0.074	0.048	0.049	
ANT 3	Head	DFT-s-OFDM $\pi/2$ BPSK	Mode A	0	Left Tilt	340500	1702.5	36	22	22.9	22.5	0.076	0.083	0.049	0.054	
ANT 3	Head	DFT-s-OFDM $\pi/2$ BPSK	Mode A	0	Right Cheek	340500	1702.5	1	1	22.9	22.8	0.070	0.072	0.047	0.048	
ANT 3	Head	DFT-s-OFDM $\pi/2$ BPSK	Mode A	0	Right Cheek	340500	1702.5	36	22	22.9	22.5	0.071	0.078	0.045	0.049	
ANT 3	Head	DFT-s-OFDM $\pi/2$ BPSK	Mode A	0	Right Tilt	340500	1702.5	1	1	22.9	22.8	0.052	0.053	0.031	0.032	
ANT 3	Head	DFT-s-OFDM $\pi/2$ BPSK	Mode A	0	Right Tilt	340500	1702.5	36	22	22.9	22.5	0.070	0.077	0.043	0.047	
ANT 3	Body & Hotspot	DFT-s-OFDM $\pi/2$ BPSK	Mode B	5	Back	340500	1702.5	1	1	22.3	21.6	0.471	0.553	0.254	0.298	
ANT 3	Body & Hotspot	DFT-s-OFDM $\pi/2$ BPSK	Mode B	5	Back	340500	1702.5	36	22	22.3	21.5	0.504	0.606	0.270	0.325	
ANT 3	Body & Hotspot	DFT-s-OFDM $\pi/2$ BPSK	Mode B	5	Front	340500	1702.5	1	1	22.3	21.6	0.447	0.525	0.249	0.293	
ANT 3	Body & Hotspot	DFT-s-OFDM $\pi/2$ BPSK	Mode B	5	Front	340500	1702.5	36	22	22.3	21.5	0.439	0.528	0.243	0.292	
ANT 3	Hotspot	DFT-s-OFDM $\pi/2$ BPSK	Mode B	5	Edge Bottom	340500	1702.5	1	1	22.3	21.6	0.504	0.592	0.276	0.324	
ANT 3	Hotspot	DFT-s-OFDM $\pi/2$ BPSK	Mode B	5	Edge Bottom	340500	1702.5	36	22	22.3	21.5	0.509	0.612	0.279	0.335	
ANT 3	Hotspot	DFT-s-OFDM $\pi/2$ BPSK	Mode B	5	Edge Left	340500	1702.5	1	1	22.3	21.6	0.543	0.638	0.285	0.335	
ANT 3	Hotspot	DFT-s-OFDM $\pi/2$ BPSK	Mode B	5	Edge Left	340500	1702.5	36	22	22.3	21.5	0.561	0.674	0.293	0.362	
ANT 4	Head	DFT-s-OFDM $\pi/2$ BPSK	Mode A	0	Left Cheek	340500	1702.5	1	1	22.6	22.2	0.728	0.807	0.393	0.436	
ANT 4	Head	DFT-s-OFDM $\pi/2$ BPSK	Mode A	0	Left Cheek	340500	1702.5	36	22	22.6	22.0	0.782	0.894	0.419	0.479	
ANT 4	Head	DFT-s-OFDM $\pi/2$ BPSK	Mode A	0	Left Tilt	340500	1702.5	1	1	22.6	22.2	0.414	0.459	0.201	0.223	
ANT 4	Head	DFT-s-OFDM $\pi/2$ BPSK	Mode A	0	Left Tilt	340500	1702.5	36	22	22.6	22.0	0.428	0.489	0.208	0.238	
ANT 4	Head	DFT-s-OFDM $\pi/2$ BPSK	Mode A	0	Right Cheek	340500	1702.5	1	1	22.6	22.2	0.197	0.219	0.116	0.129	
ANT 4	Head	DFT-s-OFDM $\pi/2$ BPSK	Mode A	0	Right Cheek	340500	1702.5	36	22	22.6	22.0	0.176	0.201	0.103	0.118	
ANT 4	Head	DFT-s-OFDM $\pi/2$ BPSK	Mode A	0	Right Tilt	340500	1702.5	1	1	22.6	22.2	0.148	0.164	0.084	0.093	
ANT 4	Head	DFT-s-OFDM $\pi/2$ BPSK	Mode A	0	Right Tilt	340500	1702.5	36	22	22.6	22.0	0.144	0.165	0.082	0.094	
ANT 4	Body & Hotspot	DFT-s-OFDM $\pi/2$ BPSK	Mode B	5	Back	340500	1702.5	1	77	23.0	22.5	0.802	0.898	0.422	0.472	
ANT 4	Body & Hotspot	DFT-s-OFDM $\pi/2$ BPSK	Mode B	5	Back	340500	1702.5	36	22	23.0	22.5	0.858	0.969	0.451	0.510	89
ANT 4	Body & Hotspot	DFT-s-OFDM $\pi/2$ BPSK	Mode B	5	Front	340500	1702.5	1	77	23.0	22.5	0.328	0.367	0.175	0.196	
ANT 4	Body & Hotspot	DFT-s-OFDM $\pi/2$ BPSK	Mode B	5	Front	340500	1702.5	36	22	23.0	22.5	0.349	0.394	0.186	0.210	
ANT 4	Hotspot	DFT-s-OFDM $\pi/2$ BPSK	Mode B	5	Edge Top	340500	1702.5	1	77	23.0	22.5	0.255	0.285	0.116	0.130	
ANT 4	Hotspot	DFT-s-OFDM $\pi/2$ BPSK	Mode B	5	Edge Top	340500	1702.5	36	22	23.0	22.5	0.356	0.402	0.151	0.171	
ANT 4	Hotspot	DFT-s-OFDM $\pi/2$ BPSK	Mode B	5	Edge Right	340500	1702.5	1	77	23.0	22.5	0.888	0.994	0.431	0.482	90
ANT 4	Hotspot	DFT-s-OFDM $\pi/2$ BPSK	Mode B	5	Edge Right	340500	1702.5	36	22	23.0	22.5	0.864	0.976	0.426	0.481	

10.33. NR Band n71 (20MHz Bandwidth)

Antenna(s)	RF Exposure Condition	Mode(s)	Power Mode(s)	Dist. (mm)	Test Position(s)	Channel	Freq. (MHz)	RB Allocation	RB Offset	Max Output Pwr (dBm)	Meas. (dBm)	1-g Meas. (W/kg)	1-g Scaled (W/kg)	10-g Meas. (W/kg)	10-g Scaled (W/kg)	Plot No.
ANT 1	Head	DFT-s-OFDM 11/2 BPSK	Mode A	0	Left Cheek	136100	680.5	1	1	25.7	24.3	0.150	0.207	0.119	0.164	
ANT 1	Head	DFT-s-OFDM 11/2 BPSK	Mode A	0	Left Cheek	136100	680.5	50	28	25.7	24.6	0.149	0.192	0.117	0.151	
ANT 1	Head	DFT-s-OFDM 11/2 BPSK	Mode A	0	Left Tilt	136100	680.5	1	1	25.7	24.3	0.094	0.130	0.075	0.104	
ANT 1	Head	DFT-s-OFDM 11/2 BPSK	Mode A	0	Left Tilt	136100	680.5	50	28	25.7	24.6	0.096	0.124	0.076	0.098	
ANT 1	Head	DFT-s-OFDM 11/2 BPSK	Mode A	0	Right Cheek	136100	680.5	1	1	25.7	24.3	0.162	0.224	0.128	0.177	
ANT 1	Head	DFT-s-OFDM 11/2 BPSK	Mode A	0	Right Cheek	136100	680.5	50	28	25.7	24.6	0.173	0.223	0.136	0.175	
ANT 1	Head	DFT-s-OFDM 11/2 BPSK	Mode A	0	Right Tilt	136100	680.5	1	1	25.7	24.3	0.090	0.124	0.072	0.099	
ANT 1	Head	DFT-s-OFDM 11/2 BPSK	Mode A	0	Right Tilt	136100	680.5	50	28	25.7	24.6	0.094	0.121	0.076	0.098	
ANT 1	Body & Hotspot	DFT-s-OFDM 11/2 BPSK	Mode B	5	Back	136100	680.5	1	1	25.7	24.9	0.459	0.552	0.255	0.307	92
ANT 1	Body & Hotspot	DFT-s-OFDM 11/2 BPSK	Mode B	5	Back	136100	680.5	50	28	25.7	24.9	0.438	0.527	0.245	0.295	
ANT 1	Body & Hotspot	DFT-s-OFDM 11/2 BPSK	Mode B	5	Front	136100	680.5	1	1	25.7	24.9	0.252	0.303	0.156	0.188	
ANT 1	Body & Hotspot	DFT-s-OFDM 11/2 BPSK	Mode B	5	Front	136100	680.5	50	28	25.7	24.9	0.250	0.301	0.155	0.186	
ANT 1	Hotspot	DFT-s-OFDM 11/2 BPSK	Mode B	5	Edge Right	136100	680.5	1	1	25.7	24.9	0.574	0.690	0.384	0.462	
ANT 1	Hotspot	DFT-s-OFDM 11/2 BPSK	Mode B	5	Edge Right	136100	680.5	50	28	25.7	24.9	0.655	0.787	0.437	0.525	93
ANT 1	Hotspot	DFT-s-OFDM 11/2 BPSK	Mode B	5	Edge Bottom	136100	680.5	1	1	25.7	24.9	0.334	0.158	0.158	0.190	
ANT 1	Hotspot	DFT-s-OFDM 11/2 BPSK	Mode B	5	Edge Bottom	136100	680.5	50	28	25.7	24.9	0.315	0.379	0.145	0.174	
ANT 1	Hotspot	DFT-s-OFDM 11/2 BPSK	Mode B	5	Edge Left	136100	680.5	1	1	25.7	24.9	0.300	0.361	0.200	0.240	
ANT 1	Hotspot	DFT-s-OFDM 11/2 BPSK	Mode B	5	Edge Left	136100	680.5	50	28	25.7	24.9	0.344	0.414	0.228	0.274	
Antenna(s)	RF Exposure Condition	Mode(s)	Power Mode(s)	Dist. (mm)	Test Position(s)	Channel	Freq. (MHz)	RB Allocation	RB Offset	Max Output Pwr (dBm)	Meas. (dBm)	1-g Meas. (W/kg)	1-g Scaled (W/kg)	10-g Meas. (W/kg)	10-g Scaled (W/kg)	Plot No.
ANT 2	Head	DFT-s-OFDM 11/2 BPSK	Mode A	0	Left Cheek	136100	680.5	1	1	25.2	24.2	0.272	0.342	0.159	0.200	
ANT 2	Head	DFT-s-OFDM 11/2 BPSK	Mode A	0	Left Cheek	136100	680.5	50	28	25.2	24.3	0.294	0.362	0.167	0.205	
ANT 2	Head	DFT-s-OFDM 11/2 BPSK	Mode A	0	Left Tilt	136100	680.5	1	1	25.2	24.2	0.325	0.409	0.164	0.206	
ANT 2	Head	DFT-s-OFDM 11/2 BPSK	Mode A	0	Left Tilt	136100	680.5	50	28	25.2	24.3	0.323	0.397	0.157	0.193	
ANT 2	Head	DFT-s-OFDM 11/2 BPSK	Mode A	0	Right Cheek	136100	680.5	1	1	25.2	24.2	0.503	0.633	0.282	0.355	91
ANT 2	Head	DFT-s-OFDM 11/2 BPSK	Mode A	0	Right Cheek	136100	680.5	50	28	25.2	24.3	0.448	0.551	0.244	0.300	
ANT 2	Head	DFT-s-OFDM 11/2 BPSK	Mode A	0	Right Tilt	136100	680.5	1	1	25.2	24.2	0.428	0.539	0.210	0.264	
ANT 2	Head	DFT-s-OFDM 11/2 BPSK	Mode A	0	Right Tilt	136100	680.5	50	28	25.2	24.3	0.386	0.475	0.190	0.234	
ANT 2	Body & Hotspot	DFT-s-OFDM 11/2 BPSK	Mode B	5	Back	136100	680.5	1	1	25.2	24.2	0.359	0.452	0.199	0.251	
ANT 2	Body & Hotspot	DFT-s-OFDM 11/2 BPSK	Mode B	5	Back	136100	680.5	50	28	25.2	24.3	0.409	0.503	0.224	0.276	
ANT 2	Body & Hotspot	DFT-s-OFDM 11/2 BPSK	Mode B	5	Front	136100	680.5	1	1	25.2	24.2	0.265	0.334	0.150	0.189	
ANT 2	Body & Hotspot	DFT-s-OFDM 11/2 BPSK	Mode B	5	Front	136100	680.5	50	28	25.2	24.3	0.239	0.294	0.134	0.165	
ANT 2	Hotspot	DFT-s-OFDM 11/2 BPSK	Mode B	5	Edge Top	136100	680.5	1	1	25.2	24.2	0.218	0.274	0.097	0.122	
ANT 2	Hotspot	DFT-s-OFDM 11/2 BPSK	Mode B	5	Edge Top	136100	680.5	50	28	25.2	24.3	0.185	0.228	0.085	0.105	
ANT 2	Hotspot	DFT-s-OFDM 11/2 BPSK	Mode B	5	Edge Right	136100	680.5	1	1	25.2	24.2	0.088	0.111	0.058	0.073	
ANT 2	Hotspot	DFT-s-OFDM 11/2 BPSK	Mode B	5	Edge Right	136100	680.5	50	28	25.2	24.3	0.123	0.151	0.081	0.100	
ANT 2	Hotspot	DFT-s-OFDM 11/2 BPSK	Mode B	5	Edge Left	136100	680.5	1	1	25.2	24.2	0.156	0.196	0.101	0.127	
ANT 2	Hotspot	DFT-s-OFDM 11/2 BPSK	Mode B	5	Edge Left	136100	680.5	50	28	25.2	24.3	0.216	0.266	0.140	0.172	

10.34. NR Band n77 (Block A) PC3 (100MHz Bandwidth)

Antenna(s)	RF Exposure Condition	Mode(s)	Power Mode(s)	Dist. (mm)	Test Position(s)	Channel	Freq. (MHz)	RB Allocation	RB Offset	Max Output Pwr (dBm)	Meas. (dBm)	1-g Meas. (W/kg)	1-g Scaled (W/kg)	10-g Meas. (W/kg)	10-g Scaled (W/kg)	Plot No.
ANT 7	Head	DFT-s-OFDM 11/2 BPSK	Mode A	0	Left Cheek	633334	3500.01	1	1	21.8	21.8	0.178	0.178	0.087	0.087	
ANT 7	Head	DFT-s-OFDM 11/2 BPSK	Mode A	0	Left Cheek	633334	3500.01	135	69	21.8	21.6	0.115	0.120	0.056	0.059	
ANT 7	Head	DFT-s-OFDM 11/2 BPSK	Mode A	0	Left Tilt	633334	3500.01	1	1	21.8	21.8	0.160	0.160	0.067	0.067	
ANT 7	Head	DFT-s-OFDM 11/2 BPSK	Mode A	0	Left Tilt	633334	3500.01	135	69	21.8	21.6	0.147	0.154	0.061	0.064	
ANT 7	Head	DFT-s-OFDM 11/2 BPSK	Mode A	0	Right Cheek	633334	3500.01	1	1	21.8	21.8	0.315	0.315	0.146	0.146	
ANT 7	Head	DFT-s-OFDM 11/2 BPSK	Mode A	0	Right Cheek	633334	3500.01	135	69	21.8	21.6	0.217	0.227	0.102	0.107	
ANT 7	Head	DFT-s-OFDM 11/2 BPSK	Mode A	0	Right Tilt	633334	3500.01	1	1	21.8	21.8	0.094	0.094	0.044	0.044	
ANT 7	Head	DFT-s-OFDM 11/2 BPSK	Mode A	0	Right Tilt	633334	3500.01	135	69	21.8	21.6	0.084	0.088	0.039	0.041	
ANT 7	Body & Hotspot	DFT-s-OFDM 11/2 BPSK	Mode B	5	Back	633334	3500.01	1	271	17.8	17.8	0.429	0.429	0.167	0.167	
ANT 7	Body & Hotspot	DFT-s-OFDM 11/2 BPSK	Mode B	5	Back	633334	3500.01	135	69	17.8	17.7	0.468	0.479	0.182	0.186	
ANT 7	Body & Hotspot	DFT-s-OFDM 11/2 BPSK	Mode B	5	Front	633334	3500.01	1	271	17.8	17.8	0.248	0.248	0.091	0.091	
ANT 7	Body & Hotspot	DFT-s-OFDM 11/2 BPSK	Mode B	5	Front	633334	3500.01	135	69	17.8	17.7	0.262	0.268	0.101	0.103	
ANT 7	Hotspot	DFT-s-OFDM 11/2 BPSK	Mode B	5	Edge Right	633334	3500.01	1	271	17.8	17.8	0.577	0.577	0.206	0.206	
ANT 7	Hotspot	DFT-s-OFDM 11/2 BPSK	Mode B	5	Edge Right	633334	3500.01	135	69	17.8	17.7	0.637	0.652	0.234	0.239	
ANT 7	Hotspot	DFT-s-OFDM 11/2 BPSK	Mode B	5	Edge Bottom	633334	3500.01	1	271	17.8	17.8	0.087	0.087	0.029	0.029	
ANT 7	Hotspot	DFT-s-OFDM 11/2 BPSK	Mode B	5	Edge Bottom	633334	3500.01	135	69	17.8	17.7	0.124	0.127	0.045	0.046	
ANT 8	Head	DFT-s-OFDM 11/2 BPSK	Mode A	0	Left Cheek	633334	3500.01	1	1	20.0	19.7	0.111	0.118	0.054	0.058	
ANT 8	Head	DFT-s-OFDM 11/2 BPSK	Mode A	0	Left Cheek	633334	3500.01	135	69	20.0	19.6	0.105	0.114	0.050	0.054	
ANT 8	Head	DFT-s-OFDM 11/2 BPSK	Mode A	0	Left Tilt	633334	3500.01	1	1	20.0	19.7	0.168	0.179	0.052	0.055	
ANT 8	Head	DFT-s-OFDM 11/2 BPSK	Mode A	0	Left Tilt	633334	3500.01	135	69	20.0	19.6	0.175	0.190	0.059	0.064	
ANT 8	Head	DFT-s-OFDM 11/2 BPSK	Mode A	0	Right Cheek	633334	3500.01	1	1	20.0	19.7	0.486	0.518	0.165	0.176	
ANT 8	Head	DFT-s-OFDM 11/2 BPSK	Mode A	0	Right Cheek	633334	3500.01	135	69	20.0	19.6	0.471	0.512	0.160	0.174	
ANT 8	Head	DFT-s-OFDM 11/2 BPSK	Mode A	0	Right Tilt	633334	3500.01	1	1	20.0	19.7	0.342	0.365	0.124	0.132	
ANT 8	Head	DFT-s-OFDM 11/2 BPSK	Mode A	0	Right Tilt	633334	3500.01	135	69	20.0	19.6	0.323	0.351	0.118	0.128	
ANT 8	Body & Hotspot	DFT-s-OFDM 11/2 BPSK	Mode B	5	Back	633334	3500.01	1	271	19.2	18.9	0.248	0.268	0.090	0.097	
ANT 8	Body & Hotspot	DFT-s-OFDM 11/2 BPSK	Mode B	5	Back	633334	3500.01	135	69	19.2	18.8	0.292	0.319	0.109	0.119	
ANT 8	Body & Hotspot	DFT-s-OFDM 11/2 BPSK	Mode B	5	Front	633334	3500.01	1	271	19.2	18.9	0.132	0.142	0.054	0.058	
ANT 8	Body & Hotspot	DFT-s-OFDM 11/2 BPSK	Mode B	5	Front	633334	3500.01	135	69	19.2	18.8	0.164	0.179	0.066	0.072	
ANT 8	Hotspot	DFT-s-OFDM 11/2 BPSK	Mode B	5	Edge Top	633334	3500.01	1	271	19.2	18.9	0.187	0.202	0.060	0.065	
ANT 8	Hotspot	DFT-s-OFDM 11/2 BPSK	Mode B	5	Edge Top	633334	3500.01	135	69	19.2	18.8	0.209	0.228	0.068	0.074	
ANT 8	Hotspot	DFT-s-OFDM 11/2 BPSK	Mode B	5	Edge Left	633334	3500.01	1	271	19.2	18.9	0.506	0.542	0.189	0.203	
ANT 8	Hotspot	DFT-s-OFDM 11/2 BPSK	Mode B	5	Edge Left	633334	3500.01	135	69	19.2	18.8	0.564	0.618	0.213	0.234	
ANT 9	Head	DFT-s-OFDM 11/2 BPSK	Mode A	0	Left Cheek	633334	3500.01	1	1	20.2	19.2	0.155	0.194	0.068	0.085	
ANT 9	Head	DFT-s-OFDM 11/2 BPSK	Mode A	0	Left Cheek	633334	3500.01	135	69	20.2	18.9	0.149	0.201	0.070	0.094	
ANT 9	Head	DFT-s-OFDM 11/2 BPSK	Mode A	0	Left Tilt	633334	3500.01	1	271	20.2	19.2	0.052	0.065	0.021	0.026	
ANT 9	Head	DFT-s-OFDM 11/2 BPSK	Mode A	0	Left Tilt	633334	3500.01	135	69	20.2	18.9	0.057	0.077	0.024	0.032	
ANT 9	Head	DFT-s-OFDM 11/2 BPSK	Mode A	0	Right Cheek	633334	3500.01	1	271	20.2	19.2	0.102	0.128	0.048	0.060	
ANT 9	Head	DFT-s-OFDM 11/2 BPSK	Mode A	0	Right Cheek	633334	3500.01	135	69	20.2	18.9	0.109	0.147	0.052	0.070	
ANT 9	Head	DFT-s-OFDM 11/2 BPSK	Mode A	0	Right Tilt	633334	3500.01	1	271	20.2	19.2	0.078	0.098	0.033	0.041	
ANT 9	Head	DFT-s-OFDM 11/2 BPSK	Mode A	0	Right Tilt	633334	3500.01	135	69	20.2	18.9	0.087	0.117	0.037	0.050	
ANT 9	Body & Hotspot	DFT-s-OFDM 11/2 BPSK	Mode B	5	Back	633334	3500.01	1	271	17.4	17.3	0.492	0.500	0.193	0.196	
ANT 9	Body & Hotspot	DFT-s-OFDM 11/2 BPSK	Mode B	5	Back	633334	3500.01	135	69	17.4	17.1	0.526	0.560	0.205	0.218	95
ANT 9	Body & Hotspot	DFT-s-OFDM 11/2 BPSK	Mode B	5	Front	633334	3500.01	1	271	17.4	17.3	0.362	0.368	0.145	0.147	
ANT 9	Body & Hotspot	DFT-s-OFDM 11/2 BPSK	Mode B	5	Front	633334	3500.01	135	69	17.4	17.1	0.376	0.400	0.152	0.162	
ANT 9	Hotspot	DFT-s-OFDM 11/2 BPSK	Mode B	5	Edge Bottom	633334	3500.01	1	271	17.4	17.3	0.207	0.210	0.086	0.087	
ANT 9	Hotspot	DFT-s-OFDM 11/2 BPSK	Mode B	5	Edge Bottom	633334	3500.01	135	69	17.4	17.1	0.158	0.168	0.070	0.074	
ANT 9	Hotspot	DFT-s-OFDM 11/2 BPSK	Mode B	5	Edge Left	633334	3500.01	1	271	17.4	17.3	0.730	0.742	0.268	0.272	
ANT 9	Hotspot	DFT-s-OFDM 11/2 BPSK	Mode B	5	Edge Left	633334	3500.01	135	69	17.4	17.1	0.765	0.814	0.282	0.300	96
ANT 4	Head	DFT-s-OFDM 11/2 BPSK	Mode A	0	Left Cheek	633334	3500.01	1	271	21.5	21.3	0.655	0.686	0.240	0.251	
ANT 4	Head	DFT-s-OFDM 11/2 BPSK	Mode A	0	Left Cheek	633334	3500.01	135	69	21.5	20.9	0.628	0.721	0.227	0.261	94
ANT 4	Head	DFT-s-OFDM 11/2 BPSK	Mode A	0	Left Tilt	633334	3500.01	1	271	21.5	21.3	0.212	0.222	0.086	0.090	
ANT 4	Head	DFT-s-OFDM 11/2 BPSK	Mode A	0	Left Tilt	633334	3500.01	135	69	21.5	20.9	0.257	0.295	0.102	0.117	
ANT 4	Head	DFT-s-OFDM 11/2 BPSK	Mode A	0	Right Cheek	633334	3500.01	1	271	21.5	21.3	0.126	0.132	0.055	0.058	
ANT 4	Head	DFT-s-OFDM 11/2 BPSK	Mode A	0	Right Cheek	633334	3500.01	135	69	21.5	20.9	0.112	0.129	0.049	0.056	
ANT 4	Head	DFT-s-OFDM 11/2 BPSK	Mode A	0	Right Tilt	633334	3500.01	1	271	21.5	21.3	0.102	0.107	0.034	0.036	
ANT 4	Head	DFT-s-OFDM 11/2 BPSK	Mode A	0	Right Tilt	633334	3500.01	135	69	21.5	20.9	0.128	0.147	0.050	0.057	
ANT 4	Body & Hotspot	DFT-s-OFDM 11/2 BPSK	Mode B	5	Back	633334	3500.01	1	271	19.1	18.9	0.259	0.274	0.083	0.088	
ANT 4	Body & Hotspot	DFT-s-OFDM 11/2 BPSK	Mode B	5	Back	633334	3500.01	135	69	19.1	18.5	0.269	0.310	0.094	0.108	
ANT 4	Body & Hotspot	DFT-s-OFDM 11/2 BPSK	Mode B	5	Front	633334	3500.01	1	271	19.1	18.9	0.094	0.099	0.039	0.041	
ANT 4	Body & Hotspot	DFT-s-OFDM 11/2 BPSK	Mode B	5	Front	633334	3500.01	135	69	19.1	18.5	0.107	0.123	0.043	0.049	
ANT 4	Hotspot	DFT-s-OFDM 11/2 BPSK	Mode B	5	Edge Top	633334	3500.01	1	271	19.1	18.9	0.051	0.054	0.020	0.021	
ANT 4	Hotspot	DFT-s-OFDM 11/2 BPSK	Mode B	5	Edge Top	633334	3500.01	135	69	19.1	18.5	0.056	0.064	0.022	0.025	
ANT 4	Hotspot	DFT-s-OFDM 11/2 BPSK	Mode B	5	Edge Right	633334	3500.01	1	271	19.1	18.9	0.254	0.268	0.094	0.099	
ANT 4	Hotspot	DFT-s-OFDM 11/2 BPSK	Mode B	5	Edge Right	633334	3500.01	135	69	19.1	18.5	0.292	0.336	0.108	0.124	

10.35. NR Band n77 (Block C) PC3 (100MHz Bandwidth)

Antenna(s)	RF Exposure Condition	Mode(s)	Power Mode(s)	Dist. (mm)	Test Position(s)	Channel	Freq. (MHz)	RB Allocation	RB Offset	Max Output Pwr (dBm)	Meas. (dBm)	1-g Meas. (W/kg)	1-g Scaled (W/kg)	10-g Meas. (W/kg)	10-g Scaled (W/kg)	Plot No.
ANT 7	Head	DFT-s-OFDM 11/2 BPSK	Mode A	0	Left Cheek	657202	3858.03	1	271	21.8	21.6	0.070	0.073	0.034	0.036	
ANT 7	Head	DFT-s-OFDM 11/2 BPSK	Mode A	0	Left Cheek	657202	3858.03	135	69	21.8	21.4	0.120	0.132	0.058	0.064	
ANT 7	Head	DFT-s-OFDM 11/2 BPSK	Mode A	0	Left Tilt	657202	3858.03	1	271	21.8	21.6	0.037	0.039	0.015	0.016	
ANT 7	Head	DFT-s-OFDM 11/2 BPSK	Mode A	0	Left Tilt	657202	3858.03	135	69	21.8	21.4	0.050	0.055	0.021	0.023	
ANT 7	Head	DFT-s-OFDM 11/2 BPSK	Mode A	0	Right Cheek	657202	3858.03	1	271	21.8	21.6	0.110	0.115	0.054	0.057	
ANT 7	Head	DFT-s-OFDM 11/2 BPSK	Mode A	0	Right Cheek	657202	3858.03	135	69	21.8	21.4	0.092	0.101	0.039	0.043	
ANT 7	Head	DFT-s-OFDM 11/2 BPSK	Mode A	0	Right Tilt	657202	3858.03	1	271	21.8	21.6	0.058	0.061	0.023	0.024	
ANT 7	Head	DFT-s-OFDM 11/2 BPSK	Mode A	0	Right Tilt	657202	3858.03	135	69	21.8	21.4	0.047	0.052	0.016	0.018	
ANT 7	Body & Hotspot	DFT-s-OFDM 11/2 BPSK	Mode B	5	Back	657202	3858.03	1	271	17.8	17.8	0.434	0.434	0.163	0.163	
ANT 7	Body & Hotspot	DFT-s-OFDM 11/2 BPSK	Mode B	5	Back	657202	3858.03	135	69	17.8	17.8	0.481	0.481	0.181	0.181	100
ANT 7	Body & Hotspot	DFT-s-OFDM 11/2 BPSK	Mode B	5	Front	657202	3858.03	1	271	17.8	17.8	0.236	0.236	0.087	0.087	
ANT 7	Body & Hotspot	DFT-s-OFDM 11/2 BPSK	Mode B	5	Front	657202	3858.03	135	69	17.8	17.8	0.232	0.232	0.087	0.087	
ANT 7	Hotspot	DFT-s-OFDM 11/2 BPSK	Mode B	5	Edge Right	657202	3858.03	1	271	17.8	17.8	0.558	0.558	0.190	0.190	101
ANT 7	Hotspot	DFT-s-OFDM 11/2 BPSK	Mode B	5	Edge Right	657202	3858.03	135	69	17.8	17.8	0.549	0.549	0.188	0.188	
ANT 7	Hotspot	DFT-s-OFDM 11/2 BPSK	Mode B	5	Edge Bottom	657202	3858.03	1	271	17.8	17.8	0.137	0.137	0.038	0.038	
ANT 7	Hotspot	DFT-s-OFDM 11/2 BPSK	Mode B	5	Edge Bottom	657202	3858.03	135	69	17.8	17.8	0.137	0.137	0.040	0.040	
ANT 8	Head	DFT-s-OFDM 11/2 BPSK	Mode A	0	Left Cheek	657202	3858.03	1	271	20.0	19.8	0.105	0.109	0.040	0.042	
ANT 8	Head	DFT-s-OFDM 11/2 BPSK	Mode A	0	Left Cheek	657202	3858.03	135	69	20.0	19.4	0.172	0.197	0.065	0.074	
ANT 8	Head	DFT-s-OFDM 11/2 BPSK	Mode A	0	Left Tilt	657202	3858.03	1	271	20.0	19.8	0.105	0.109	0.042	0.044	
ANT 8	Head	DFT-s-OFDM 11/2 BPSK	Mode A	0	Left Tilt	657202	3858.03	135	69	20.0	19.4	0.125	0.143	0.047	0.054	
ANT 8	Head	DFT-s-OFDM 11/2 BPSK	Mode A	0	Right Cheek	657202	3858.03	1	271	20.0	19.8	0.433	0.449	0.143	0.148	
ANT 8	Head	DFT-s-OFDM 11/2 BPSK	Mode A	0	Right Cheek	657202	3858.03	135	69	20.0	19.4	0.427	0.488	0.138	0.158	99
ANT 8	Head	DFT-s-OFDM 11/2 BPSK	Mode A	0	Right Tilt	657202	3858.03	1	271	20.0	19.8	0.316	0.328	0.106	0.110	
ANT 8	Head	DFT-s-OFDM 11/2 BPSK	Mode A	0	Right Tilt	657202	3858.03	135	69	20.0	19.4	0.327	0.374	0.110	0.126	
ANT 8	Body & Hotspot	DFT-s-OFDM 11/2 BPSK	Mode B	5	Back	657202	3858.03	1	1	19.2	19.2	0.252	0.252	0.078	0.078	
ANT 8	Body & Hotspot	DFT-s-OFDM 11/2 BPSK	Mode B	5	Back	657202	3858.03	135	69	19.2	18.6	0.245	0.281	0.071	0.082	
ANT 8	Body & Hotspot	DFT-s-OFDM 11/2 BPSK	Mode B	5	Front	657202	3858.03	1	1	19.2	19.2	0.120	0.120	0.045	0.045	
ANT 8	Body & Hotspot	DFT-s-OFDM 11/2 BPSK	Mode B	5	Front	657202	3858.03	135	69	19.2	18.6	0.111	0.127	0.042	0.048	
ANT 8	Hotspot	DFT-s-OFDM 11/2 BPSK	Mode B	5	Edge Top	657202	3858.03	1	1	19.2	19.2	0.127	0.127	0.036	0.036	
ANT 8	Hotspot	DFT-s-OFDM 11/2 BPSK	Mode B	5	Edge Top	657202	3858.03	135	69	19.2	18.6	0.091	0.104	0.026	0.030	
ANT 8	Hotspot	DFT-s-OFDM 11/2 BPSK	Mode B	5	Edge Left	657202	3858.03	1	1	19.2	19.2	0.176	0.176	0.065	0.065	
ANT 8	Hotspot	DFT-s-OFDM 11/2 BPSK	Mode B	5	Edge Left	657202	3858.03	135	69	19.2	18.6	0.132	0.152	0.049	0.056	
ANT 9	Head	DFT-s-OFDM 11/2 BPSK	Mode A	0	Left Cheek	657202	3858.03	1	271	20.2	20.2	0.043	0.043	0.016	0.016	
ANT 9	Head	DFT-s-OFDM 11/2 BPSK	Mode A	0	Left Cheek	657202	3858.03	135	69	20.2	19.9	0.058	0.062	0.023	0.025	
ANT 9	Head	DFT-s-OFDM 11/2 BPSK	Mode A	0	Left Tilt	657202	3858.03	1	271	20.2	20.2	0.022	0.022	0.005	0.005	
ANT 9	Head	DFT-s-OFDM 11/2 BPSK	Mode A	0	Left Tilt	657202	3858.03	135	69	20.2	19.9	0.031	0.033	0.008	0.009	
ANT 9	Head	DFT-s-OFDM 11/2 BPSK	Mode A	0	Right Cheek	657202	3858.03	1	271	20.2	20.2	0.018	0.000	0.005	0.005	
ANT 9	Head	DFT-s-OFDM 11/2 BPSK	Mode A	0	Right Cheek	657202	3858.03	135	69	20.2	19.9	0.041	0.044	0.015	0.016	
ANT 9	Head	DFT-s-OFDM 11/2 BPSK	Mode A	0	Right Tilt	657202	3858.03	1	271	20.2	20.2	0.032	0.032	0.008	0.008	
ANT 9	Head	DFT-s-OFDM 11/2 BPSK	Mode A	0	Right Tilt	657202	3858.03	135	69	20.2	19.9	0.042	0.045	0.013	0.014	
ANT 9	Body & Hotspot	DFT-s-OFDM 11/2 BPSK	Mode B	5	Back	657202	3858.03	1	271	17.4	17.1	0.130	0.139	0.044	0.047	
ANT 9	Body & Hotspot	DFT-s-OFDM 11/2 BPSK	Mode B	5	Back	657202	3858.03	135	69	17.4	16.8	0.204	0.234	0.069	0.079	
ANT 9	Body & Hotspot	DFT-s-OFDM 11/2 BPSK	Mode B	5	Front	657202	3858.03	1	271	17.4	17.1	0.106	0.114	0.038	0.041	
ANT 9	Body & Hotspot	DFT-s-OFDM 11/2 BPSK	Mode B	5	Front	657202	3858.03	135	69	17.4	16.8	0.134	0.154	0.047	0.054	
ANT 9	Hotspot	DFT-s-OFDM 11/2 BPSK	Mode B	5	Edge Bottom	657202	3858.03	1	271	17.4	17.1	0.131	0.140	0.044	0.047	
ANT 9	Hotspot	DFT-s-OFDM 11/2 BPSK	Mode B	5	Edge Bottom	657202	3858.03	135	69	17.4	16.8	0.155	0.178	0.054	0.062	
ANT 9	Hotspot	DFT-s-OFDM 11/2 BPSK	Mode B	5	Edge Left	657202	3858.03	1	271	17.4	17.1	0.241	0.258	0.090	0.096	
ANT 9	Hotspot	DFT-s-OFDM 11/2 BPSK	Mode B	5	Edge Left	657202	3858.03	135	69	17.4	16.8	0.292	0.335	0.111	0.127	
ANT 4	Head	DFT-s-OFDM 11/2 BPSK	Mode A	0	Left Cheek	657202	3858.03	1	271	21.5	21.3	0.372	0.390	0.132	0.138	
ANT 4	Head	DFT-s-OFDM 11/2 BPSK	Mode A	0	Left Cheek	657202	3858.03	135	69	21.5	21.1	0.381	0.418	0.139	0.152	
ANT 4	Head	DFT-s-OFDM 11/2 BPSK	Mode A	0	Left Tilt	657202	3858.03	1	271	21.5	21.3	0.270	0.283	0.103	0.108	
ANT 4	Head	DFT-s-OFDM 11/2 BPSK	Mode A	0	Left Tilt	657202	3858.03	135	69	21.5	21.1	0.261	0.286	0.097	0.106	
ANT 4	Head	DFT-s-OFDM 11/2 BPSK	Mode A	0	Right Cheek	657202	3858.03	1	271	21.5	21.3	0.132	0.138	0.052	0.054	
ANT 4	Head	DFT-s-OFDM 11/2 BPSK	Mode A	0	Right Cheek	657202	3858.03	135	69	21.5	21.1	0.131	0.144	0.052	0.057	
ANT 4	Head	DFT-s-OFDM 11/2 BPSK	Mode A	0	Right Tilt	657202	3858.03	1	271	21.5	21.3	0.134	0.140	0.053	0.055	
ANT 4	Head	DFT-s-OFDM 11/2 BPSK	Mode A	0	Right Tilt	657202	3858.03	135	69	21.5	21.1	0.121	0.133	0.049	0.054	
ANT 4	Body & Hotspot	DFT-s-OFDM 11/2 BPSK	Mode B	5	Back	657202	3858.03	1	271	19.1	18.9	0.271	0.286	0.089	0.094	
ANT 4	Body & Hotspot	DFT-s-OFDM 11/2 BPSK	Mode B	5	Back	657202	3858.03	135	69	19.1	18.7	0.247	0.274	0.080	0.089	
ANT 4	Body & Hotspot	DFT-s-OFDM 11/2 BPSK	Mode B	5	Front	657202	3858.03	1	271	19.1	18.9	0.093	0.098	0.036	0.038	
ANT 4	Body & Hotspot	DFT-s-OFDM 11/2 BPSK	Mode B	5	Front	657202	3858.03	135	69	19.1	18.7	0.118	0.131	0.045	0.050	
ANT 4	Hotspot	DFT-s-OFDM 11/2 BPSK	Mode B	5	Edge Top	657202	3858.03	1	271	19.1	18.9	0.095	0.100	0.037	0.039	
ANT 4	Hotspot	DFT-s-OFDM 11/2 BPSK	Mode B	5	Edge Top	657202	3858.03	135	69	19.1	18.7	0.090	0.100	0.035	0.039	
ANT 4	Hotspot	DFT-s-OFDM 11/2 BPSK	Mode B	5	Edge Right	657202	3858.03	1	271	19.1	18.9	0.169	0.178	0.064	0.067	
ANT 4	Hotspot	DFT-s-OFDM 11/2 BPSK	Mode B	5	Edge Right	657202	3858.03	135	69	19.1	18.7	0.166	0.184	0.065	0.072	

10.36. NR Band n77 PC2 & PC1.5 (100MHz Bandwidth)

From May 2017 TCB Workshop, SAR tests were performed using Power Class 3. SAR tests for Power Class 2 and Power Class 1.5 are performed using the highest SAR test configuration from Power Class 3 for each 5G NR (FR1) TDD configuration and exposure condition combination. Manufacturer/OEM declares operating duty cycle to be 100%, 50% and 25% for 5G NR (FR1) TDD Power Class 3, Power Class 2 and Power Class 1.5 respectively. These Duty cycles were used for all 5G NR (FR1) TDD Power Class 3, Power Class 2 and Power Class 1.5 SAR evaluations. Additional SAR testing for Power Class 2 and Power Class 1.5 is not required when:

- The reported SAR vs. output power can be linearly scaled with < 10% discrepancy between power classes and all reported SAR are < 1.4 W/kg

Reported SAR vs. Output Power linearly scaled

Block A

Antenna	RF Exposure Condition	Mode(s)	Power Mode(s)	FR1 n77 Block A PC2			FR1 n77 Block A PC1.5			FR1 n77 Block A PC3			Reported SAR (W/kg)	Linearly scaled	Linearly scaled	Testing Required	Linearly scaled	Linearly scaled	Testing Required
				Duty Cycle (%)	Max Output Power	Frame Avg Pwr (mW)	Duty Cycle (%)	Max Output Power	Frame Avg Pwr (mW)	Duty Cycle (%)	Max Output Power	Frame Avg Pwr (mW)		PC2	PC2	PC2	PC1.5	PC1.5	PC1.5
ANT 7	Head	QPSK	Mode A	50.0%	24.8	151.0	25.0%	27.8	151.0	100.0%	21.8	151.4	0.315	0.314	-0.3%	No	0.314	-0.3%	No
ANT 7	Body & Hotspot	QPSK	Mode B	50.0%	20.8	60.1	25.0%	23.8	60.1	100.0%	17.8	60.3	0.652	0.650	-0.3%	No	0.650	-0.3%	No
ANT 8	Head	QPSK	Mode A	50.0%	23.0	99.8	25.0%	26.0	99.8	100.0%	20.0	100.0	0.518	0.517	-0.2%	No	0.517	-0.2%	No
ANT 8	Body & Hotspot	QPSK	Mode B	50.0%	22.2	83.0	25.0%	25.2	83.0	100.0%	19.2	83.2	0.564	0.563	-0.2%	No	0.563	-0.2%	No
ANT 9	Head	QPSK	Mode A	50.0%	23.2	104.5	25.0%	26.2	104.5	100.0%	20.2	104.7	0.201	0.201	0.0%	No	0.201	0.0%	No
ANT 9	Body & Hotspot	QPSK	Mode B	50.0%	20.4	54.8	25.0%	20.2	54.8	100.0%	17.4	55.0	0.814	0.812	-0.2%	No	0.812	-0.2%	No
ANT 4	Head	QPSK	Mode A	50.0%	24.5	140.9	25.0%	27.5	140.9	100.0%	21.5	141.3	0.686	0.684	-0.3%	No	0.684	-0.3%	No
ANT 4	Body & Hotspot	QPSK	Mode B	50.0%	22.1	81.1	25.0%	25.1	81.1	100.0%	19.1	81.3	0.336	0.335	-0.3%	No	0.335	-0.3%	No

Block C

Antenna	RF Exposure Condition	Mode(s)	Power Mode(s)	FR1 n77 Block C PC2			FR1 n77 Block C PC1.5			FR1 n77 Block C PC3			Reported SAR (W/kg)	Linearly scaled	Linearly scaled	Testing Required	Linearly scaled	Linearly scaled	Testing Required
				Duty Cycle (%)	Max Output Power	Frame Avg Pwr (mW)	Duty Cycle (%)	Max Output Power	Frame Avg Pwr (mW)	Duty Cycle (%)	Max Output Power	Frame Avg Pwr (mW)		PC2	PC2	PC2	PC1.5	PC1.5	PC1.5
ANT 7	Head	QPSK	Mode A	50.0%	24.8	151.0	25.0%	27.8	151.0	100.0%	21.8	151.4	0.132	0.132	0.0%	No	0.132	0.0%	No
ANT 7	Body & Hotspot	QPSK	Mode B	50.0%	20.8	60.1	25.0%	23.8	60.1	100.0%	17.8	60.3	0.558	0.557	-0.2%	No	0.557	-0.2%	No
ANT 8	Head	QPSK	Mode A	50.0%	23.0	99.8	25.0%	26.0	99.8	100.0%	20.0	100.0	0.488	0.487	-0.2%	No	0.487	-0.2%	No
ANT 8	Body & Hotspot	QPSK	Mode B	50.0%	22.2	83.0	25.0%	25.2	83.0	100.0%	19.2	83.2	0.281	0.280	-0.4%	No	0.280	-0.4%	No
ANT 9	Head	QPSK	Mode A	50.0%	23.2	104.5	25.0%	26.2	104.5	100.0%	20.2	104.7	0.062	0.062	0.0%	No	0.062	0.0%	No
ANT 9	Body & Hotspot	QPSK	Mode B	50.0%	20.4	54.8	25.0%	20.2	54.8	100.0%	17.4	55.0	0.335	0.334	-0.3%	No	0.334	-0.3%	No
ANT 4	Head	QPSK	Mode A	50.0%	24.5	140.9	25.0%	27.5	140.9	100.0%	21.5	141.3	0.418	0.417	-0.2%	No	0.417	-0.2%	No
ANT 4	Body & Hotspot	QPSK	Mode B	50.0%	22.1	81.1	25.0%	25.1	81.1	100.0%	19.1	81.3	0.286	0.285	-0.3%	No	0.285	-0.3%	No

Conclusion:

SAR test for Power Class 2 and Power Class 1.5 is not required because the PC3 reported SAR <1.4 W/kg and PC2 and PC1.5 reported SAR vs. output power linearly scaled <10%.

10.37. Wi-Fi 2.4 GHz(DTS Band)

When the 802.11b reported SAR of the highest measured maximum output power channel is ≤ 0.8 W/kg, no further SAR testing is required. If SAR is > 0.8 W/kg and ≤ 1.2 W/kg, SAR is required for the next highest measured output power channel. Finally, if SAR is > 1.2 W/kg, SAR is required for the third channel.

SAR testing is not required for OFDM mode(s) when the highest reported SAR for DSSS is adjusted by the ratio of OFDM to DSSS specified maximum output power and the adjusted SAR is ≤ 1.2 W/kg.

Antenna(s)	RF Exposure Condition	Mode(s)	Power Mode(s)	Dist. (mm)	Test Position(s)	Channel	Freq. (MHz)	Duty Cycle (%)	Area Scan Max. SAR (W/kg)	Max Output Pwr (dBm)	Meas. (dBm)	1-g Meas. (W/kg)	1-g Scaled (W/kg)	10-g Meas. (W/kg)	10-g Scaled (W/kg)	Plot No.
ANT 3	Head	802.11b	Power State 1 Mode A	0	Left Cheek	11	2462	99.76%	0.170	21.50	20.30	0.186	0.246	0.101	0.133	
ANT 3	Head	802.11b	Power State 1 Mode A	0	Left Tilt	11	2462	99.76%	0.061	21.50	20.30					
ANT 3	Head	802.11b	Power State 1 Mode A	0	Right Cheek	11	2462	99.76%	0.089	21.50	20.30					
ANT 3	Head	802.11b	Power State 1 Mode A	0	Right Tilt	11	2462	99.76%	0.078	21.50	20.30					
ANT 3	Body & Hotspot	802.11b	Power State 1 Mode B	5	Back	2	2417	99.76%	0.517	21.50	20.20	0.581	0.786	0.274	0.371	
ANT 3	Body & Hotspot	802.11b	Power State 1 Mode B	5	Back	11	2462	99.76%	0.597	21.50	20.30	0.670	0.885	0.316	0.418	102
ANT 3	Body & Hotspot	802.11b	Power State 1 Mode B	5	Front	11	2462	99.76%	0.518	21.50	20.30	0.529	0.699	0.260	0.344	
ANT 3	Hotspot	802.11b	Power State 1 Mode B	5	Edge Bottom	11	2462	99.76%	0.117	21.50	20.30					
ANT 3	Hotspot	802.11b	Power State 1 Mode B	5	Edge Left	2	2417	99.76%	0.734	21.50	20.20	0.760	1.028	0.336	0.454	
ANT 3	Hotspot	802.11b	Power State 1 Mode B	5	Edge Left	11	2462	99.76%	0.800	21.50	20.30	0.849	1.122	0.375	0.496	103
ANT 4	Head	802.11b	Power State 1 Mode A	0	Left Cheek	2	2417	99.76%	0.747	21.50	20.20	0.796	1.076	0.395	0.534	
ANT 4	Head	802.11b	Power State 1 Mode A	0	Left Cheek	6	2437	99.76%	0.693	21.50	20.20	0.808	1.093	0.392	0.530	104
ANT 4	Head	802.11b	Power State 1 Mode A	0	Left Tilt	6	2437	99.76%	0.535	21.50	20.20	0.470	0.636	0.219	0.296	
ANT 4	Head	802.11b	Power State 1 Mode A	0	Right Cheek	6	2437	99.76%	0.274	21.50	20.20					
ANT 4	Head	802.11b	Power State 1 Mode A	0	Right Tilt	6	2437	99.76%	0.161	21.50	20.20					
ANT 4	Body & Hotspot	802.11b	Power State 1 Mode B	5	Back	2	2417	99.76%	0.458	21.00	19.70	0.450	0.608	0.245	0.331	
ANT 4	Body & Hotspot	802.11b	Power State 1 Mode B	5	Front	2	2417	99.76%	0.302	21.00	19.70	0.316	0.427	0.165	0.223	
ANT 4	Hotspot	802.11b	Power State 1 Mode B	5	Edge Top	2	2417	99.76%	0.122	21.00	19.70					
ANT 4	Hotspot	802.11b	Power State 1 Mode B	5	Edge Right	2	2417	99.76%	0.673	21.00	19.70	0.750	1.014	0.340	0.460	
ANT 4	Hotspot	802.11b	Power State 1 Mode B	5	Edge Right	6	2437	99.76%	0.664	21.00	19.60	0.720	0.996	0.329	0.455	
ANT 3	Head	802.11b	Power State 4 Mode A	0	Left Cheek	11	2462	99.76%	0.079	18.75	17.50	0.083	0.111	0.046	0.061	
ANT 3	Body & Hotspot	802.11b	Power State 4 Mode B	5	Back	6	2437	99.76%	0.298	17.50	16.50	0.322	0.406	0.144	0.182	
ANT 3	Body & Hotspot	802.11b	Power State 4 Mode B	5	Front	6	2437	99.76%	0.240	17.50	16.50	0.242	0.305	0.118	0.149	
ANT 3	Hotspot	802.11b	Power State 4 Mode B	5	Edge Left	6	2437	99.76%	0.340	17.50	16.50	0.373	0.471	0.164	0.207	
ANT 4	Head	802.11b	Power State 4 Mode A	0	Left Cheek	6	2437	99.76%	0.384	18.00	17.00	0.393	0.496	0.194	0.245	
ANT 4	Head	802.11b	Power State 4 Mode A	0	Left Tilt	6	2437	99.76%	0.355	18.00	17.00	0.365	0.461	0.169	0.213	
ANT 4	Body & Hotspot	802.11b	Power State 4 Mode B	5	Back	6	2437	99.76%	0.150	17.00	16.00	0.161	0.203	0.085	0.107	
ANT 4	Hotspot	802.11b	Power State 4 Mode B	5	Edge Right	6	2437	99.76%	0.303	17.00	16.00	0.349	0.440	0.146	0.184	
ANT 3	Head	802.11b	Power State 5 Mode A	0	Left Cheek	11	2462	99.76%	0.170	21.50	20.30	0.186	0.246	0.101	0.133	
ANT 3	Head	802.11b	Power State 5 Mode A	0	Left Tilt	11	2462	99.76%	0.061	21.50	20.30					
ANT 3	Head	802.11b	Power State 5 Mode A	0	Right Cheek	11	2462	99.76%	0.089	21.50	20.30					
ANT 3	Head	802.11b	Power State 5 Mode A	0	Right Tilt	11	2462	99.76%	0.078	21.50	20.30					
ANT 3	Body & Hotspot	802.11b	Power State 5 Mode B	5	Back	2	2417	99.76%	0.517	21.25	20.20	0.581	0.742	0.274	0.350	
ANT 3	Body & Hotspot	802.11b	Power State 5 Mode B	5	Back	11	2462	99.76%	0.597	21.25	20.30	0.670	0.836	0.316	0.394	
ANT 3	Body & Hotspot	802.11b	Power State 5 Mode B	5	Front	11	2462	99.76%	0.518	21.25	20.30	0.529	0.660	0.260	0.324	
ANT 3	Hotspot	802.11b	Power State 5 Mode B	5	Edge Bottom	11	2462	99.76%	0.117	21.25	20.30					
ANT 3	Hotspot	802.11b	Power State 5 Mode B	5	Edge Left	2	2417	99.76%	0.734	21.25	20.20	0.760	0.970	0.336	0.429	
ANT 3	Hotspot	802.11b	Power State 5 Mode B	5	Edge Left	11	2462	99.76%	0.800	21.25	20.30	0.849	1.059	0.375	0.468	
ANT 4	Head	802.11b	Power State 5 Mode A	0	Left Cheek	2	2417	99.76%	0.747	21.50	20.20	0.796	1.076	0.395	0.534	
ANT 4	Head	802.11b	Power State 5 Mode A	0	Left Cheek	6	2437	99.76%	0.693	21.50	20.20	0.808	1.093	0.392	0.530	
ANT 4	Head	802.11b	Power State 5 Mode A	0	Left Tilt	6	2437	99.76%	0.535	21.50	20.20	0.470	0.636	0.219	0.296	
ANT 4	Head	802.11b	Power State 5 Mode A	0	Right Cheek	6	2437	99.76%	0.274	21.50	20.20					
ANT 4	Head	802.11b	Power State 5 Mode A	0	Right Tilt	6	2437	99.76%	0.161	21.50	20.20					
ANT 4	Body & Hotspot	802.11b	Power State 5 Mode B	5	Back	1	2412	99.76%	0.456	20.50	19.70	0.449	0.541	0.244	0.294	
ANT 4	Body & Hotspot	802.11b	Power State 5 Mode B	5	Front	1	2412	99.76%	0.301	20.50	19.70	0.314	0.378	0.165	0.199	
ANT 4	Hotspot	802.11b	Power State 5 Mode B	5	Edge Top	1	2412	99.76%	0.122	20.50	19.70					
ANT 4	Hotspot	802.11b	Power State 5 Mode B	5	Edge Right	1	2412	99.76%	0.680	20.50	19.70	0.747	0.900	0.339	0.409	
ANT 4	Hotspot	802.11b	Power State 5 Mode B	5	Edge Right	6	2437	99.76%	0.664	20.50	19.60	0.720	0.888	0.329	0.406	
ANT 3	Head	802.11b	Power State 6 Mode A	0	Left Cheek	11	2462	99.76%	0.079	17.75	17.50	0.083	0.088	0.046	0.049	
ANT 3	Body & Hotspot	802.11b	Power State 6 Mode B	5	Back	6	2437	99.76%	0.298	16.50	16.50	0.322	0.323	0.144	0.144	
ANT 3	Body & Hotspot	802.11b	Power State 6 Mode B	5	Front	6	2437	99.76%	0.240	16.50	16.50	0.242	0.243	0.118	0.118	
ANT 3	Hotspot	802.11b	Power State 6 Mode B	5	Edge Left	6	2437	99.76%	0.340	16.50	16.50	0.373	0.374	0.164	0.164	
ANT 4	Head	802.11b	Power State 6 Mode A	0	Left Cheek	6	2437	99.76%	0.384	17.00	17.00	0.393	0.394	0.194	0.194	
ANT 4	Head	802.11b	Power State 6 Mode A	0	Left Tilt	6	2437	99.76%	0.355	17.00	17.00	0.365	0.366	0.169	0.169	
ANT 4	Body & Hotspot	802.11b	Power State 6 Mode B	5	Back	6	2437	99.76%	0.150	16.00	16.00	0.161	0.161	0.085	0.085	
ANT 4	Hotspot	802.11b	Power State 6 Mode B	5	Edge Right	6	2437	99.76%	0.303	16.00	16.00	0.349	0.350	0.146	0.146	

Notes:

Power State 2 and 3 maximum output power same as Power State 1

SAR Testing on Power Mode 4/6 was performed on the worst-case position for each Exposure Condition derived from Power State 1. Additional positions were run according to KDB 248227 D01.

10.38. Wi-Fi 5 GHz (U-NII 1-3 Bands)

UNII-1 &2A

When the specified maximum output power is the same for both UNII band 1 and UNII band 2A, begin SAR measurement in UNII band 2A; and if the highest reported SAR for UNII band 2A is

- o ≤ 1.2 W/kg, SAR is not required for UNII band 1
- o > 1.2 W/kg, both bands should be tested independently for SAR.

Antenna(s)	RF Exposure Condition	Mode(s)	Power Mode(s)	Dist. (mm)	Test Position(s)	Channel	Freq. (MHz)	Duty Cycle (%)	Area Scan Max. SAR (W/kg)	Max Output Pwr (dBm)	Meas. (dBm)	1-g Meas. (W/kg)	1-g Scaled (W/kg)	10-g Meas. (W/kg)	10-g Scaled (W/kg)	Plot No.
ANT 5	Head	802.11n (HT40)	Power State 1 Mode A	0	Left Cheek	46	5230	97.41%	0.004	18.75	17.50					
ANT 5	Head	802.11n (HT40)	Power State 1 Mode A	0	Left Tilt	46	5230	97.41%	0.002	18.75	17.50					
ANT 5	Head	802.11n (HT40)	Power State 1 Mode A	0	Right Cheek	46	5230	97.41%	0.010	18.75	17.50	0.000	0.000	0.000	0.000	
ANT 5	Head	802.11n (HT40)	Power State 1 Mode A	0	Right Tilt	46	5230	97.41%	0.003	18.75	17.50					
ANT 5	Body & Hotspot	802.11ac (VHT80)	Power State 1 Mode B	5	Back	42	5210	94.85%	0.687	16.75	16.25	0.958	1.133	0.243	0.287	
ANT 5	Body & Hotspot	802.11ac (VHT80)	Power State 1 Mode B	5	Front	42	5210	94.85%	0.047	16.75	16.25	0.053	0.063	0.017	0.020	
ANT 5	Hotspot	802.11ac (VHT80)	Power State 1 Mode B	5	Edge Bottom	42	5210	94.85%	0.085	16.75	16.25					
ANT 5	Hotspot	802.11ac (VHT80)	Power State 1 Mode B	5	Edge Left	42	5210	94.85%	0.113	16.75	16.25	0.126	0.149	0.042	0.050	
ANT 6	Head	802.11n (HT40)	Power State 1 Mode A	0	Left Cheek	54	5270	97.41%	0.061	20.50	19.80					
ANT 6	Head	802.11n (HT40)	Power State 1 Mode A	0	Left Tilt	54	5270	97.41%	0.070	20.50	19.80					
ANT 6	Head	802.11n (HT40)	Power State 1 Mode A	0	Right Cheek	54	5270	97.41%	0.066	20.50	19.80					
ANT 6	Head	802.11n (HT40)	Power State 1 Mode A	0	Right Tilt	54	5270	97.41%	0.106	20.50	19.80	0.151	0.182	0.041	0.049	105
ANT 6	Body & Hotspot	802.11ac (VHT160)	Power State 1 Mode B	5	Back	50	5250	90.74%	0.774	16.25	15.50	0.907	1.188	0.279	0.365	106
ANT 6	Body & Hotspot	802.11ac (VHT160)	Power State 1 Mode B	5	Front	50	5250	90.74%	0.016	16.25	15.50	0.015	0.020	0.004	0.005	
ANT 6	Hotspot	802.11ac (VHT160)	Power State 1 Mode B	5	Edge Top	50	5250	90.74%	0.038	16.25	15.50					
ANT 6	Hotspot	802.11ac (VHT160)	Power State 1 Mode B	5	Edge Left	50	5250	90.74%	0.067	16.25	15.50	0.170	0.223	0.051	0.067	
ANT 5	Head	802.11ac (VHT80)	Power State 4 Mode A	0	Right Cheek	42	5210	94.85%	0.008	14.75	13.30	0.000	0.000	0.000	0.000	
ANT 5	Body & Hotspot	802.11ac (VHT80)	Power State 4 Mode B	5	Back	42	5210	94.85%	0.253	12.75	11.75	0.346	0.459	0.083	0.110	
ANT 5	Body & Hotspot	802.11ac (VHT80)	Power State 4 Mode B	5	Front	42	5210	94.85%	0.017	12.75	11.75	0.018	0.024	0.004	0.005	
ANT 5	Hotspot	802.11ac (VHT80)	Power State 4 Mode B	5	Edge Left	42	5210	94.85%	0.049	12.75	11.75	0.047	0.062	0.015	0.020	
ANT 6	Head	802.11n (HT40)	Power State 4 Mode A	0	Right Tilt	54	5270	97.41%	0.107	20.50	19.80	0.151	0.182	0.041	0.049	
ANT 6	Body & Hotspot	802.11ac (VHT160)	Power State 4 Mode B	5	Back	50	5250	90.74%	0.168	12.25	10.50	0.245	0.404	0.074	0.122	
ANT 5	Head	802.11n (HT40)	Power State 5 Mode A	0	Left Cheek	46	5230	97.41%	0.004	18.25	17.50					
ANT 5	Head	802.11n (HT40)	Power State 5 Mode A	0	Left Tilt	46	5230	97.41%	0.002	18.25	17.50					
ANT 5	Head	802.11n (HT40)	Power State 5 Mode A	0	Right Cheek	46	5230	97.41%	0.010	18.25	17.50	0.000	0.000	0.000	0.000	
ANT 5	Head	802.11n (HT40)	Power State 5 Mode A	0	Right Tilt	46	5230	97.41%	0.003	18.25	17.50					
ANT 5	Body & Hotspot	802.11ac (VHT80)	Power State 5 Mode B	5	Back	42	5210	94.85%	0.687	16.25	16.25	0.958	1.010	0.243	0.256	
ANT 5	Body & Hotspot	802.11ac (VHT80)	Power State 5 Mode B	5	Front	42	5210	94.85%	0.047	16.25	16.25	0.053	0.056	0.017	0.018	
ANT 5	Hotspot	802.11ac (VHT80)	Power State 5 Mode B	5	Edge Bottom	42	5210	94.85%	0.085	16.25	16.25					
ANT 5	Hotspot	802.11ac (VHT80)	Power State 5 Mode B	5	Edge Left	42	5210	94.85%	0.113	16.25	16.25	0.126	0.133	0.042	0.044	
ANT 6	Head	802.11n (HT40)	Power State 5 Mode A	0	Left Cheek	54	5270	97.41%	0.061	20.50	19.80					
ANT 6	Head	802.11n (HT40)	Power State 5 Mode A	0	Left Tilt	54	5270	97.41%	0.070	20.50	19.80					
ANT 6	Head	802.11n (HT40)	Power State 5 Mode A	0	Right Cheek	54	5270	97.41%	0.066	20.50	19.80					
ANT 6	Head	802.11n (HT40)	Power State 5 Mode A	0	Right Tilt	54	5270	97.41%	0.106	20.50	19.80	0.151	0.182	0.041	0.049	
ANT 6	Body & Hotspot	802.11ac (VHT160)	Power State 5 Mode B	5	Back	50	5250	90.74%	0.774	15.75	15.50	0.907	1.059	0.279	0.326	
ANT 6	Body & Hotspot	802.11ac (VHT160)	Power State 5 Mode B	5	Front	50	5250	90.74%	0.016	15.75	15.50	0.015	0.018	0.004	0.005	
ANT 6	Hotspot	802.11ac (VHT160)	Power State 5 Mode B	5	Edge Top	50	5250	90.74%	0.038	15.75	15.50					
ANT 6	Hotspot	802.11ac (VHT160)	Power State 5 Mode B	5	Edge Left	50	5250	90.74%	0.067	15.75	15.50	0.170	0.198	0.051	0.060	
ANT 5	Head	802.11ac (VHT80)	Power State 6 Mode A	0	Right Cheek	42	5210	94.85%	0.008	13.75	13.30	0.000	0.000	0.000	0.000	
ANT 5	Body & Hotspot	802.11ac (VHT80)	Power State 6 Mode B	5	Back	42	5210	94.85%	0.253	11.75	11.75	0.346	0.365	0.083	0.088	
ANT 5	Body & Hotspot	802.11ac (VHT80)	Power State 6 Mode B	5	Front	42	5210	94.85%	0.017	11.75	11.75	0.018	0.019	0.004	0.004	
ANT 5	Hotspot	802.11ac (VHT80)	Power State 6 Mode B	5	Edge Left	42	5210	94.85%	0.049	11.75	11.75	0.047	0.050	0.015	0.016	
ANT 6	Head	802.11n (HT40)	Power State 6 Mode A	0	Right Tilt	54	5270	97.41%	0.107	20.00	19.80	0.151	0.162	0.041	0.044	
ANT 6	Body & Hotspot	802.11ac (VHT160)	Power State 6 Mode B	5	Back	50	5250	90.74%	0.168	11.25	10.50	0.245	0.321	0.074	0.097	

Notes:

Power State 2 and 3 maximum output power same as Power State 1

SAR Testing on Power Mode 4/6 was performed on the worst-case position for each Exposure Condition derived from Power State 1. Additional positions were run according to KDB 248227 D01.

UNII-2C

Antenna(s)	RF Exposure Condition	Mode(s)	Power Mode(s)	Dist. (mm)	Test Position(s)	Channel	Freq. (MHz)	Duty Cycle (%)	Area Scan Max. SAR (W/kg)	Max Output Pwr (dBm)	Meas. (dBm)	1-g Meas. (W/kg)	1-g Scaled (W/kg)	10-g Meas. (W/kg)	10-g Scaled (W/kg)	Plot No.
ANT 5	Head	802.11ac (VHT80)	Power State 1 Mode A	0	Left Cheek	122	5610	94.85%	0.031	18.00	16.90	0.014	0.019	0.004	0.005	
ANT 5	Head	802.11ac (VHT80)	Power State 1 Mode A	0	Left Tilt	122	5610	94.85%	0.008	18.00	16.90					
ANT 5	Head	802.11ac (VHT80)	Power State 1 Mode A	0	Right Cheek	122	5610	94.85%	0.009	18.00	16.90					
ANT 5	Head	802.11ac (VHT80)	Power State 1 Mode A	0	Right Tilt	122	5610	94.85%	0.016	18.00	16.90					
ANT 5	Body & Hotspot	802.11ac (VHT160)	Power State 1 Mode B	5	Back	114	5570	90.74%	0.633	14.25	12.83	0.676	1.033	0.175	0.267	
ANT 5	Body & Hotspot	802.11ac (VHT160)	Power State 1 Mode B	5	Front	114	5570	90.74%	0.031	14.25	12.83	0.018	0.028	0.003	0.005	
ANT 5	Hotspot	802.11ac (VHT160)	Power State 1 Mode B	5	Edge Bottom	114	5570	90.74%	0.115	14.25	12.83	0.117	0.179	0.032	0.049	
ANT 5	Hotspot	802.11ac (VHT160)	Power State 1 Mode B	5	Edge Left	114	5570	90.74%	0.084	14.25	12.83					
ANT 6	Head	802.11ac (VHT80)	Power State 1 Mode A	0	Left Cheek	122	5610	94.85%	0.150	20.50	19.30					
ANT 6	Head	802.11ac (VHT80)	Power State 1 Mode A	0	Left Tilt	122	5610	94.85%	0.153	20.50	19.30	0.195	0.271	0.048	0.067	107
ANT 6	Head	802.11ac (VHT80)	Power State 1 Mode A	0	Right Cheek	122	5610	94.85%	0.149	20.50	19.30					
ANT 6	Head	802.11ac (VHT80)	Power State 1 Mode A	0	Right Tilt	122	5610	94.85%	0.135	20.50	19.30					
ANT 6	Body & Hotspot	802.11ac (VHT160)	Power State 1 Mode B	5	Back	114	5570	90.74%	0.805	16.00	15.50	0.857	1.060	0.242	0.299	108
ANT 6	Body & Hotspot	802.11ac (VHT160)	Power State 1 Mode B	5	Front	114	5570	90.74%	0.028	16.00	15.50	0.018	0.022	0.000	0.000	
ANT 6	Hotspot	802.11ac (VHT160)	Power State 1 Mode B	5	Edge Top	114	5570	90.74%	0.041	16.00	15.50					
ANT 6	Hotspot	802.11ac (VHT160)	Power State 1 Mode B	5	Edge Left	114	5570	90.74%	0.123	16.00	15.50	0.114	0.141	0.042	0.052	
ANT 5	Head	802.11ac (VHT160)	Power State 4 Mode A	0	Left Cheek	114	5570	90.74%	0.082	14.00	12.70	0.008	0.012	0.000	0.000	
ANT 5	Body & Hotspot	802.11ac (VHT160)	Power State 4 Mode B	5	Back	114	5570	90.74%	0.254	10.25	9.08	0.294	0.424	0.072	0.104	
ANT 5	Body & Hotspot	802.11ac (VHT160)	Power State 4 Mode B	5	Front	114	5570	90.74%	0.024	10.25	9.08	0.017	0.025	0.004	0.006	
ANT 5	Hotspot	802.11ac (VHT160)	Power State 4 Mode B	5	Edge Bottom	114	5570	90.74%	0.036	10.25	9.08	0.036	0.052	0.005	0.007	
ANT 6	Head	802.11ac (VHT80)	Power State 4 Mode A	0	Left Tilt	122	5610	94.85%	0.153	20.50	19.30	0.195	0.271	0.048	0.067	
ANT 6	Body & Hotspot	802.11ac (VHT160)	Power State 4 Mode B	5	Back	114	5570	90.74%	0.328	12.00	10.50	0.226	0.352	0.058	0.090	
ANT 6	Body & Hotspot	802.11ac (VHT160)	Power State 4 Mode B	5	Front	114	5570	90.74%	0.023	12.00	10.50	0.012	0.019	0.001	0.002	
ANT 6	Hotspot	802.11ac (VHT160)	Power State 4 Mode B	5	Edge Left	114	5570	90.74%	0.057	12.00	10.50	0.054	0.084	0.020	0.031	
ANT 5	Head	802.11ac (VHT80)	Power State 5 Mode A	0	Left Cheek	122	5610	94.85%	0.031	17.50	16.90	0.014	0.017	0.004	0.005	
ANT 5	Head	802.11ac (VHT80)	Power State 5 Mode A	0	Left Tilt	122	5610	94.85%	0.008	17.50	16.90					
ANT 5	Head	802.11ac (VHT80)	Power State 5 Mode A	0	Right Cheek	122	5610	94.85%	0.009	17.50	16.90					
ANT 5	Head	802.11ac (VHT80)	Power State 5 Mode A	0	Right Tilt	122	5610	94.85%	0.016	17.50	16.90					
ANT 5	Body & Hotspot	802.11ac (VHT160)	Power State 5 Mode B	5	Back	114	5570	90.74%	0.633	13.75	12.83	0.676	0.921	0.175	0.238	
ANT 5	Body & Hotspot	802.11ac (VHT160)	Power State 5 Mode B	5	Front	114	5570	90.74%	0.031	13.75	12.83	0.018	0.025	0.003	0.004	
ANT 5	Hotspot	802.11ac (VHT160)	Power State 5 Mode B	5	Edge Bottom	114	5570	90.74%	0.115	13.75	12.83	0.117	0.159	0.032	0.044	
ANT 5	Hotspot	802.11ac (VHT160)	Power State 5 Mode B	5	Edge Left	114	5570	90.74%	0.084	13.75	12.83					
ANT 6	Head	802.11ac (VHT80)	Power State 5 Mode A	0	Left Cheek	122	5610	94.85%	0.150	20.50	19.30					
ANT 6	Head	802.11ac (VHT80)	Power State 5 Mode A	0	Left Tilt	122	5610	94.85%	0.153	20.50	19.30	0.195	0.271	0.048	0.067	
ANT 6	Head	802.11ac (VHT80)	Power State 5 Mode A	0	Right Cheek	122	5610	94.85%	0.149	20.50	19.30					
ANT 6	Head	802.11ac (VHT80)	Power State 5 Mode A	0	Right Tilt	122	5610	94.85%	0.135	20.50	19.30					
ANT 6	Body & Hotspot	802.11ac (VHT160)	Power State 5 Mode B	5	Back	114	5570	90.74%	0.805	15.50	15.50	0.857	0.944	0.242	0.267	
ANT 6	Body & Hotspot	802.11ac (VHT160)	Power State 5 Mode B	5	Front	114	5570	90.74%	0.028	15.50	15.50	0.018	0.020	0.000	0.000	
ANT 6	Hotspot	802.11ac (VHT160)	Power State 5 Mode B	5	Edge Top	114	5570	90.74%	0.041	15.50	15.50					
ANT 6	Hotspot	802.11ac (VHT160)	Power State 5 Mode B	5	Edge Left	114	5570	90.74%	0.123	15.50	15.50	0.114	0.126	0.042	0.046	
ANT 5	Head	802.11ac (VHT160)	Power State 6 Mode A	0	Left Cheek	114	5570	90.74%	0.082	13.00	12.70	0.008	0.009	0.000	0.000	
ANT 5	Body & Hotspot	802.11ac (VHT160)	Power State 6 Mode B	5	Back	114	5570	90.74%	0.254	9.25	9.08	0.294	0.337	0.072	0.083	
ANT 5	Body & Hotspot	802.11ac (VHT160)	Power State 6 Mode B	5	Front	114	5570	90.74%	0.024	9.25	9.08	0.017	0.019	0.004	0.005	
ANT 5	Hotspot	802.11ac (VHT160)	Power State 6 Mode B	5	Edge Bottom	114	5570	90.74%	0.036	9.25	9.08	0.036	0.041	0.005	0.006	
ANT 6	Head	802.11ac (VHT80)	Power State 6 Mode A	0	Left Tilt	122	5610	94.85%	0.153	20.00	19.30	0.195	0.242	0.048	0.059	
ANT 6	Body & Hotspot	802.11ac (VHT160)	Power State 6 Mode B	5	Back	114	5570	90.74%	0.328	11.00	10.50	0.226	0.279	0.058	0.072	
ANT 6	Body & Hotspot	802.11ac (VHT160)	Power State 6 Mode B	5	Front	114	5570	90.74%	0.023	11.00	10.50	0.012	0.015	0.001	0.001	
ANT 6	Hotspot	802.11ac (VHT160)	Power State 6 Mode B	5	Edge Left	114	5570	90.74%	0.057	11.00	10.50	0.054	0.067	0.020	0.025	

Notes:

Power State 2 and 3 maximum output power same as Power State 1
 SAR Testing on Power Mode 4/6 was performed on the worst-case position for each Exposure Condition derived from Power State 1. Additional positions were run according to KDB 248227 D01.

UNII-3

Antenna(s)	RF Exposure Condition	Mode(s)	Power Mode(s)	Dist. (mm)	Test Position(s)	Channel	Freq. (MHz)	Duty Cycle (%)	Area Scan Max. SAR (W/kg)	Max Output Pwr (dBm)	Meas. (dBm)	1-g Meas. (W/kg)	1-g Scaled (W/kg)	10-g Meas. (W/kg)	10-g Scaled (W/kg)	Plot No.
ANT 5	Head	802.11ac (VHT80)	Power State 1 Mode A	0	Left Cheek	155	5775	94.85%	0.030	18.50	17.30	0.034	0.047	0.003	0.004	
ANT 5	Head	802.11ac (VHT80)	Power State 1 Mode A	0	Left Tilt	155	5775	94.85%	0.002	18.50	17.30					
ANT 5	Head	802.11ac (VHT80)	Power State 1 Mode A	0	Right Cheek	155	5775	94.85%	0.019	18.50	17.30					
ANT 5	Head	802.11ac (VHT80)	Power State 1 Mode A	0	Right Tilt	155	5775	94.85%	0.004	18.50	17.30					
ANT 5	Body & Hotspot	802.11ac (VHT80)	Power State 1 Mode B	5	Back	155	5775	94.85%	0.567	14.50	13.10	0.703	1.023	0.185	0.269	
ANT 5	Body & Hotspot	802.11ac (VHT80)	Power State 1 Mode B	5	Front	155	5775	94.85%	0.037	14.50	13.10	0.043	0.063	0.010	0.015	
ANT 5	Hotspot	802.11ac (VHT80)	Power State 1 Mode B	5	Edge Bottom	155	5775	94.85%	0.117	14.50	13.10	0.131	0.191	0.045	0.065	
ANT 5	Hotspot	802.11ac (VHT80)	Power State 1 Mode B	5	Edge Left	155	5775	94.85%	0.067	14.50	13.10					
ANT 6	Head	802.11ac (VHT80)	Power State 1 Mode A	0	Left Cheek	155	5775	94.85%	0.197	20.50	19.40	0.209	0.284	0.052	0.071	109
ANT 6	Head	802.11ac (VHT80)	Power State 1 Mode A	0	Left Tilt	155	5775	94.85%	0.165	20.50	19.40					
ANT 6	Head	802.11ac (VHT80)	Power State 1 Mode A	0	Right Cheek	155	5775	94.85%	0.181	20.50	19.40					
ANT 6	Head	802.11ac (VHT80)	Power State 1 Mode A	0	Right Tilt	155	5775	94.85%	0.123	20.50	19.40					
ANT 6	Body & Hotspot	802.11ac (VHT80)	Power State 1 Mode B	5	Back	155	5775	94.85%	0.579	17.25	16.25	0.806	1.070	0.213	0.283	110
ANT 6	Body & Hotspot	802.11ac (VHT80)	Power State 1 Mode B	5	Front	155	5775	94.85%	0.047	17.25	16.25	0.031	0.041	0.008	0.011	
ANT 6	Hotspot	802.11ac (VHT80)	Power State 1 Mode B	5	Edge Top	155	5775	94.85%	0.079	17.25	16.25					
ANT 6	Hotspot	802.11ac (VHT80)	Power State 1 Mode B	5	Edge Left	155	5775	94.85%	0.218	17.25	16.25	0.475	0.630	0.132	0.175	
ANT 5	Head	802.11ac (VHT80)	Power State 4 Mode A	0	Left Cheek	155	5775	94.85%	0.069	14.50	13.10	0.073	0.106	0.016	0.023	
ANT 5	Body & Hotspot	802.11ac (VHT80)	Power State 4 Mode B	5	Back	155	5775	94.85%	0.275	10.50	9.20	0.316	0.449	0.083	0.118	
ANT 5	Body & Hotspot	802.11ac (VHT80)	Power State 4 Mode B	5	Front	155	5775	94.85%	0.019	10.50	9.20	0.000	0.000	0.000	0.000	
ANT 5	Hotspot	802.11ac (VHT80)	Power State 4 Mode B	5	Edge Bottom	155	5775	94.85%	0.051	10.50	9.20	0.060	0.085	0.021	0.030	
ANT 6	Head	802.11ac (VHT80)	Power State 4 Mode A	0	Left Cheek	155	5775	94.85%	0.212	20.50	19.40	0.209	0.284	0.052	0.071	
ANT 6	Body & Hotspot	802.11ac (VHT80)	Power State 4 Mode B	5	Back	155	5775	94.85%	0.306	13.25	12.25	0.267	0.354	0.062	0.082	
ANT 6	Body & Hotspot	802.11ac (VHT80)	Power State 4 Mode B	5	Front	155	5775	94.85%	0.025	13.25	12.25	0.031	0.041	0.008	0.011	
ANT 6	Hotspot	802.11ac (VHT80)	Power State 4 Mode B	5	Edge Left	155	5775	94.85%	0.296	13.25	12.25	0.138	0.183	0.040	0.053	
ANT 5	Head	802.11ac (VHT80)	Power State 5 Mode A	0	Left Cheek	155	5775	94.85%	0.030	18.00	17.30	0.034	0.042	0.003	0.004	
ANT 5	Head	802.11ac (VHT80)	Power State 5 Mode A	0	Left Tilt	155	5775	94.85%	0.002	18.00	17.30					
ANT 5	Head	802.11ac (VHT80)	Power State 5 Mode A	0	Right Cheek	155	5775	94.85%	0.019	18.00	17.30					
ANT 5	Head	802.11ac (VHT80)	Power State 5 Mode A	0	Right Tilt	155	5775	94.85%	0.004	18.00	17.30					
ANT 5	Body & Hotspot	802.11ac (VHT80)	Power State 5 Mode B	5	Back	155	5775	94.85%	0.567	14.00	13.10	0.703	0.912	0.185	0.240	
ANT 5	Body & Hotspot	802.11ac (VHT80)	Power State 5 Mode B	5	Front	155	5775	94.85%	0.037	14.00	13.10	0.043	0.056	0.010	0.013	
ANT 5	Hotspot	802.11ac (VHT80)	Power State 5 Mode B	5	Edge Bottom	155	5775	94.85%	0.117	14.00	13.10	0.131	0.170	0.045	0.058	
ANT 5	Hotspot	802.11ac (VHT80)	Power State 5 Mode B	5	Edge Left	155	5775	94.85%	0.067	14.00	13.10					
ANT 6	Head	802.11ac (VHT80)	Power State 5 Mode A	0	Left Cheek	155	5775	94.85%	0.197	20.50	19.40	0.209	0.284	0.052	0.071	
ANT 6	Head	802.11ac (VHT80)	Power State 5 Mode A	0	Left Tilt	155	5775	94.85%	0.165	20.50	19.40					
ANT 6	Head	802.11ac (VHT80)	Power State 5 Mode A	0	Right Cheek	155	5775	94.85%	0.181	20.50	19.40					
ANT 6	Head	802.11ac (VHT80)	Power State 5 Mode A	0	Right Tilt	155	5775	94.85%	0.123	20.50	19.40					
ANT 6	Body & Hotspot	802.11ac (VHT80)	Power State 5 Mode B	5	Back	155	5775	94.85%	0.579	16.75	16.25	0.806	0.953	0.213	0.252	
ANT 6	Body & Hotspot	802.11ac (VHT80)	Power State 5 Mode B	5	Front	155	5775	94.85%	0.047	16.75	16.25	0.031	0.037	0.008	0.009	
ANT 6	Hotspot	802.11ac (VHT80)	Power State 5 Mode B	5	Edge Top	155	5775	94.85%	0.079	16.75	16.25					
ANT 6	Hotspot	802.11ac (VHT80)	Power State 5 Mode B	5	Edge Left	155	5775	94.85%	0.218	16.75	16.25	0.475	0.562	0.132	0.156	
ANT 5	Head	802.11ac (VHT80)	Power State 6 Mode A	0	Left Cheek	155	5775	94.85%	0.069	13.50	13.10	0.073	0.084	0.016	0.018	
ANT 5	Body & Hotspot	802.11ac (VHT80)	Power State 6 Mode B	5	Back	155	5775	94.85%	0.275	9.50	9.20	0.316	0.357	0.083	0.094	
ANT 5	Body & Hotspot	802.11ac (VHT80)	Power State 6 Mode B	5	Front	155	5775	94.85%	0.019	9.50	9.20	0.000	0.000	0.000	0.000	
ANT 5	Hotspot	802.11ac (VHT80)	Power State 6 Mode B	5	Edge Bottom	155	5775	94.85%	0.051	9.50	9.20	0.060	0.068	0.021	0.024	
ANT 6	Head	802.11ac (VHT80)	Power State 6 Mode A	0	Left Cheek	155	5775	94.85%	0.212	20.00	19.40	0.209	0.253	0.052	0.063	
ANT 6	Body & Hotspot	802.11ac (VHT80)	Power State 6 Mode B	5	Back	155	5775	94.85%	0.306	12.25	12.25	0.267	0.281	0.062	0.065	
ANT 6	Body & Hotspot	802.11ac (VHT80)	Power State 6 Mode B	5	Front	155	5775	94.85%	0.025	12.25	12.25	0.031	0.033	0.008	0.008	
ANT 6	Hotspot	802.11ac (VHT80)	Power State 6 Mode B	5	Edge Left	155	5775	94.85%	0.296	12.25	12.25	0.138	0.145	0.040	0.042	

Notes:

Power State 2 and 3 maximum output power same as Power State 1
 SAR Testing on Power Mode 4/6 was performed on the worst-case position for each Exposure Condition derived from Power State 1. Additional positions were run according to KDB 248227 D01.

10.39. Wi-Fi 6 GHz (U-NII 5-8 Bands)

UNII-5

Antenna(s)	RF Exposure Condition	Mode(s)	Power Mode(s)	Dist. (mm)	Test Position(s)	Channel	Freq. (MHz)	Duty Cycle (%)	Area Scan Max. SAR (W/kg)	Max Output Pwr (dBm)	Meas. (dBm)	1-g Meas. (W/kg)	1-g Scaled (W/kg)	10-g Meas. (W/kg)	10-g Scaled (W/kg)	APD Meas. (W/m ²)	APD Scaled (W/m ²)	Plot No.
ANT 5	Head	802.11ax (HE160)	Power State 1 Mode A	0	Left Cheek	15	6025	93.86%	0.013	11.50	10.00	0.005	0.008	0.002	0.003	0.046	0.069	
ANT 5	Head	802.11ax (HE160)	Power State 1 Mode A	0	Left Tilt	15	6025	93.86%	0.007	11.50	10.00							
ANT 5	Head	802.11ax (HE160)	Power State 1 Mode A	0	Right Cheek	15	6025	93.86%	0.010	11.50	10.00							
ANT 5	Head	802.11ax (HE160)	Power State 1 Mode A	0	Right Tilt	15	6025	93.86%	0.002	11.50	10.00							
ANT 5	Body-worn & Extremity	802.11ax (HE160)	Power State 1 Mode B	5	Back	15	6025	93.86%	0.281	11.50	10.00	0.342	0.515	0.088	0.132	2.090	3.145	111
ANT 5	Body-worn & Extremity	802.11ax (HE160)	Power State 1 Mode B	5	Front	15	6025	93.86%	0.039	11.50	10.00							
ANT 5	Body-worn & Extremity	802.11ax (HE160)	Power State 1 Mode B	5	Edge Bottom	15	6025	93.86%	0.054	11.50	10.00							
ANT 5	Body-worn & Extremity	802.11ax (HE160)	Power State 1 Mode B	5	Edge Left	15	6025	93.86%	0.077	11.50	10.00	0.087	0.131	0.029	0.044	0.660	0.993	
ANT 6	Head	802.11ax (HE160)	Power State 1 Mode A	0	Left Cheek	15	6025	93.86%	0.000	9.50	8.25							
ANT 6	Head	802.11ax (HE160)	Power State 1 Mode A	0	Left Tilt	15	6025	93.86%	0.000	9.50	8.25							
ANT 6	Head	802.11ax (HE160)	Power State 1 Mode A	0	Right Cheek	15	6025	93.86%	0.002	9.50	8.25	0.008	0.011	0.004	0.006	0.056	0.080	112
ANT 6	Head	802.11ax (HE160)	Power State 1 Mode A	0	Right Tilt	15	6025	93.86%	0.000	9.50	8.25							
ANT 6	Body-worn & Extremity	802.11ax (HE160)	Power State 1 Mode B	5	Back	15	6025	93.86%	0.178	9.50	8.25	0.198	0.281	0.052	0.074	1.220	1.733	
ANT 6	Body-worn & Extremity	802.11ax (HE160)	Power State 1 Mode B	5	Front	15	6025	93.86%	0.008	9.50	8.25							
ANT 6	Body-worn & Extremity	802.11ax (HE160)	Power State 1 Mode B	5	Edge Top	15	6025	93.86%	0.005	9.50	8.25							
ANT 6	Body-worn & Extremity	802.11ax (HE160)	Power State 1 Mode B	5	Edge Left	15	6025	93.86%	0.027	9.50	8.25							
ANT 5	Head	802.11ax (HE160)	Power State 4 Mode A	0	Left Cheek	15	6025	93.86%	0.008	10.00	8.00	0.002	0.003	0.001	0.002	0.016	0.027	
ANT 5	Body-worn & Extremity	802.11ax (HE160)	Power State 4 Mode B	5	Back	15	6025	93.86%	0.149	10.00	8.00	0.165	0.279	0.042	0.071	0.990	1.672	
ANT 6	Head	802.11ax (HE160)	Power State 4 Mode A	0	Right Cheek	15	6025	93.86%	0.000	8.00	6.03	0.003	0.005	0.001	0.002	0.023	0.039	
ANT 6	Body-worn & Extremity	802.11ax (HE160)	Power State 4 Mode B	5	Back	15	6025	93.86%	0.100	8.00	6.03	0.096	0.161	0.025	0.042	0.586	0.983	
ANT 5	Head	802.11ax (HE160)	Power State 5 Mode A	0	Left Cheek	15	6025	93.86%	0.013	11.00	10.00	0.005	0.007	0.002	0.003	0.046	0.062	
ANT 5	Head	802.11ax (HE160)	Power State 5 Mode A	0	Left Tilt	15	6025	93.86%	0.007	11.00	10.00							
ANT 5	Head	802.11ax (HE160)	Power State 5 Mode A	0	Right Cheek	15	6025	93.86%	0.010	11.00	10.00							
ANT 5	Head	802.11ax (HE160)	Power State 5 Mode A	0	Right Tilt	15	6025	93.86%	0.002	11.00	10.00							
ANT 5	Body-worn & Extremity	802.11ax (HE160)	Power State 5 Mode B	5	Back	15	6025	93.86%	0.281	11.00	10.00	0.342	0.459	0.088	0.118	2.090	2.803	
ANT 5	Body-worn & Extremity	802.11ax (HE160)	Power State 5 Mode B	5	Front	15	6025	93.86%	0.039	11.00	10.00							
ANT 5	Body-worn & Extremity	802.11ax (HE160)	Power State 5 Mode B	5	Edge Bottom	15	6025	93.86%	0.054	11.00	10.00							
ANT 5	Body-worn & Extremity	802.11ax (HE160)	Power State 5 Mode B	5	Edge Left	15	6025	93.86%	0.077	11.00	10.00	0.087	0.117	0.029	0.039	0.660	0.885	
ANT 6	Head	802.11ax (HE160)	Power State 5 Mode A	0	Left Cheek	15	6025	93.86%	0.000	9.00	8.25							
ANT 6	Head	802.11ax (HE160)	Power State 5 Mode A	0	Left Tilt	15	6025	93.86%	0.000	9.00	8.25							
ANT 6	Head	802.11ax (HE160)	Power State 5 Mode A	0	Right Cheek	15	6025	93.86%	0.002	9.00	8.25	0.008	0.010	0.003	0.004	0.056	0.071	
ANT 6	Head	802.11ax (HE160)	Power State 5 Mode A	0	Right Tilt	15	6025	93.86%	0.000	9.00	8.25							
ANT 6	Body-worn & Extremity	802.11ax (HE160)	Power State 5 Mode B	5	Back	15	6025	93.86%	0.112	9.00	8.25	0.119	0.151	0.033	0.042	0.769	0.974	
ANT 6	Body-worn & Extremity	802.11ax (HE160)	Power State 5 Mode B	5	Front	15	6025	93.86%	0.008	9.00	8.25							
ANT 6	Body-worn & Extremity	802.11ax (HE160)	Power State 5 Mode B	5	Edge Top	15	6025	93.86%	0.005	9.00	8.25							
ANT 6	Body-worn & Extremity	802.11ax (HE160)	Power State 5 Mode B	5	Edge Left	15	6025	93.86%	0.027	9.00	8.25							
ANT 5	Head	802.11ax (HE160)	Power State 6 Mode A	0	Left Cheek	15	6025	93.86%	0.008	9.00	8.00	0.002	0.003	0.001	0.001	0.016	0.021	
ANT 5	Body-worn & Extremity	802.11ax (HE160)	Power State 6 Mode B	5	Back	15	6025	93.86%	0.149	9.00	8.00	0.165	0.221	0.042	0.056	0.990	1.328	
ANT 6	Head	802.11ax (HE160)	Power State 6 Mode A	0	Right Cheek	15	6025	93.86%	0.000	7.00	6.03	0.003	0.004	0.001	0.001	0.023	0.031	
ANT 6	Body-worn & Extremity	802.11ax (HE160)	Power State 6 Mode B	5	Back	15	6025	93.86%	0.315	7.00	6.03	0.096	0.128	0.029	0.039	0.586	0.781	

Note(s):

To comply with KDB 941225 D07 v01r02 and KDB 648474 D04 v01r03, 1-g SAR testing was performed on the higher Maximum Output Power between SP and LPI power at a separation distance of 5 mm to exclude 10-g SAR for all non-Head exposure conditions where the transmitter distance to surface is within 25 mm. Thus, Body-worn and Extremity were amalgamated into one exposure condition using 1-g SAR at 5 mm to confirm compliance. 1-g SAR on the higher Maximum Output Power between SP and LPI power, at a separation distance of 5 mm, is a more conservative representation than 10-g SAR at 0 mm. Therefore, SAR Testing for VLP is covered.

UNII-6

Antenna(s)	RF Exposure Condition	Mode(s)	Power Mode(s)	Dist. (mm)	Test Position(s)	Channel	Freq. (MHz)	Duty Cycle (%)	Area Scan Max. SAR (W/kg)	Max Output Pwr (dBm)	Meas. (dBm)	1-g Meas. (W/kg)	1-g Scaled (W/kg)	10-g Meas. (W/kg)	10-g Scaled (W/kg)	APD Meas. (W/m ²)	APD Scaled (W/m ²)	Plot No.
ANT 5	Head	802.11ax (HE160)	Power State 1 Mode A	0	Left Cheek	111	6505	93.86%	0.000	11.00	10.40	0.003	0.004	0.001	0.001	0.025	0.031	113
ANT 5	Head	802.11ax (HE160)	Power State 1 Mode A	0	Left Tilt	111	6505	93.86%	0.000	11.00	10.40							
ANT 5	Head	802.11ax (HE160)	Power State 1 Mode A	0	Right Cheek	111	6505	93.86%	0.000	11.00	10.40							
ANT 5	Head	802.11ax (HE160)	Power State 1 Mode A	0	Right Tilt	111	6505	93.86%	0.000	11.00	10.40							
ANT 5	Body-worn & Extremity	802.11ax (HE160)	Power State 1 Mode B	5	Back	111	6505	93.86%	0.195	11.00	10.40	0.215	0.263	0.068	0.083	1.360	1.664	114
ANT 5	Body-worn & Extremity	802.11ax (HE160)	Power State 1 Mode B	5	Front	111	6505	93.86%	0.003	11.00	10.40							
ANT 5	Body-worn & Extremity	802.11ax (HE160)	Power State 1 Mode B	5	Edge Bottom	111	6505	93.86%	0.059	11.00	10.40							
ANT 5	Body-worn & Extremity	802.11ax (HE160)	Power State 1 Mode B	5	Edge Left	111	6505	93.86%	0.025	11.00	10.40							
ANT 6	Head	802.11ax (HE160)	Power State 1 Mode A	0	Left Cheek	111	6505	93.86%	0.000	8.25	6.80							
ANT 6	Head	802.11ax (HE160)	Power State 1 Mode A	0	Left Tilt	111	6505	93.86%	0.000	8.25	6.80							
ANT 6	Head	802.11ax (HE160)	Power State 1 Mode A	0	Right Cheek	111	6505	93.86%	0.007	8.25	6.80	0.000	0.000	0.000	0.000	0.006	0.009	
ANT 6	Head	802.11ax (HE160)	Power State 1 Mode A	0	Right Tilt	111	6505	93.86%	0.004	8.25	6.80							
ANT 6	Body-worn & Extremity	802.11ax (HE160)	Power State 1 Mode B	5	Back	111	6505	93.86%	0.142	8.25	6.80	0.170	0.253	0.044	0.065	1.040	1.547	
ANT 6	Body-worn & Extremity	802.11ax (HE160)	Power State 1 Mode B	5	Front	111	6505	93.86%	0.016	8.25	6.80							
ANT 6	Body-worn & Extremity	802.11ax (HE160)	Power State 1 Mode B	5	Edge Top	111	6505	93.86%	0.011	8.25	6.80							
ANT 6	Body-worn & Extremity	802.11ax (HE160)	Power State 1 Mode B	5	Edge Left	111	6505	93.86%	0.021	8.25	6.80							
ANT 5	Head	802.11ax (HE160)	Power State 4 Mode A	0	Left Cheek	111	6505	93.86%	0.000	9.50	7.50	0.000	0.000	0.000	0.000	0.000	0.000	
ANT 5	Body-worn & Extremity	802.11ax (HE160)	Power State 4 Mode B	5	Back	111	6505	93.86%	0.115	9.50	7.50	0.132	0.223	0.032	0.054	0.762	1.287	
ANT 6	Head	802.11ax (HE160)	Power State 4 Mode A	0	Right Cheek	111	6505	93.86%	0.007	6.75	4.75	0.000	0.000	0.000	0.000	0.006	0.010	
ANT 6	Body-worn & Extremity	802.11ax (HE160)	Power State 4 Mode B	5	Back	111	6505	93.86%	0.083	6.75	4.75	0.099	0.167	0.027	0.046	0.635	1.072	
ANT 5	Head	802.11ax (HE160)	Power State 5 Mode A	0	Left Cheek	111	6505	93.86%	0.000	10.50	10.40	0.003	0.003	0.001	0.001	0.025	0.027	
ANT 5	Head	802.11ax (HE160)	Power State 5 Mode A	0	Left Tilt	111	6505	93.86%	0.000	10.50	10.40							
ANT 5	Head	802.11ax (HE160)	Power State 5 Mode A	0	Right Cheek	111	6505	93.86%	0.000	10.50	10.40							
ANT 5	Head	802.11ax (HE160)	Power State 5 Mode A	0	Right Tilt	111	6505	93.86%	0.000	10.50	10.40							
ANT 5	Body-worn & Extremity	802.11ax (HE160)	Power State 5 Mode B	5	Back	111	6505	93.86%	0.195	10.50	10.40	0.215	0.234	0.068	0.074	1.360	1.483	
ANT 5	Body-worn & Extremity	802.11ax (HE160)	Power State 5 Mode B	5	Front	111	6505	93.86%	0.003	10.50	10.40							
ANT 5	Body-worn & Extremity	802.11ax (HE160)	Power State 5 Mode B	5	Edge Bottom	111	6505	93.86%	0.059	10.50	10.40							
ANT 5	Body-worn & Extremity	802.11ax (HE160)	Power State 5 Mode B	5	Edge Left	111	6505	93.86%	0.025	10.50	10.40							
ANT 6	Head	802.11ax (HE160)	Power State 5 Mode A	0	Left Cheek	111	6505	93.86%	0.000	7.75	6.80							
ANT 6	Head	802.11ax (HE160)	Power State 5 Mode A	0	Left Tilt	111	6505	93.86%	0.000	7.75	6.80							
ANT 6	Head	802.11ax (HE160)	Power State 5 Mode A	0	Right Cheek	111	6505	93.86%	0.007	7.75	6.80	0.000	0.000	0.000	0.000	0.006	0.008	
ANT 6	Head	802.11ax (HE160)	Power State 5 Mode A	0	Right Tilt	111	6505	93.86%	0.004	7.75	6.80							
ANT 6	Body-worn & Extremity	802.11ax (HE160)	Power State 5 Mode B	5	Back	111	6505	93.86%	0.142	7.75	6.80	0.170	0.225	0.044	0.058	1.040	1.379	
ANT 6	Body-worn & Extremity	802.11ax (HE160)	Power State 5 Mode B	5	Front	111	6505	93.86%	0.016	7.75	6.80							
ANT 6	Body-worn & Extremity	802.11ax (HE160)	Power State 5 Mode B	5	Edge Top	111	6505	93.86%	0.011	7.75	6.80							
ANT 6	Body-worn & Extremity	802.11ax (HE160)	Power State 5 Mode B	5	Edge Left	111	6505	93.86%	0.021	7.75	6.80							
ANT 5	Head	802.11ax (HE160)	Power State 6 Mode A	0	Left Cheek	111	6505	93.86%	0.000	8.50	7.50	0.000	0.000	0.000	0.000	0.000	0.000	
ANT 5	Body-worn & Extremity	802.11ax (HE160)	Power State 6 Mode B	5	Back	111	6505	93.86%	0.115	8.50	7.50	0.132	0.177	0.032	0.043	0.762	1.022	
ANT 6	Head	802.11ax (HE160)	Power State 6 Mode A	0	Right Cheek	111	6505	93.86%	0.007	5.75	4.75	0.000	0.000	0.000	0.000	0.006	0.008	
ANT 6	Body-worn & Extremity	802.11ax (HE160)	Power State 6 Mode B	5	Back	111	6505	93.86%	0.083	5.75	4.75	0.099	0.133	0.027	0.036	0.635	0.852	

Note(s):

To comply with KDB 941225 D07 v01r02 and KDB 648474 D04 v01r03, 1-g SAR testing was performed on the higher Maximum Output Power between SP and LPI power at a separation distance of 5 mm to exclude 10-g SAR for all non-Head exposure conditions where the transmitter distance to surface is within 25 mm. Thus, Body-worn and Extremity were amalgamated into one exposure condition using 1-g SAR at 5 mm to confirm compliance. 1-g SAR on the higher Maximum Output Power between SP and LPI power, at a separation distance of 5 mm, is a more conservative representation than 10-g SAR at 0 mm. Therefore, SAR Testing for VLP is covered.

UNII-7

Antenna(s)	RF Exposure Condition	Mode(s)	Power Mode(s)	Dist. (mm)	Test Position(s)	Channel	Freq. (MHz)	Duty Cycle (%)	Area Scan Max. SAR (W/kg)	Max Output Pwr (dBm)	Meas. (dBm)	1-g Meas. (W/kg)	1-g Scaled (W/kg)	10-g Meas. (W/kg)	10-g Scaled (W/kg)	APD Meas. (W/m ²)	APD Scaled (W/m ²)	Plot No.
ANT 5	Head	802.11ax (HE80)	Power State 1 Mode A	0	Left Cheek	119	6545	97.68%	0.017	11.00	10.10	0.002	0.003	0.001	0.001	0.020	0.025	
ANT 5	Head	802.11ax (HE80)	Power State 1 Mode A	0	Left Tilt	119	6545	97.68%	0.011	11.00	10.10							
ANT 5	Head	802.11ax (HE80)	Power State 1 Mode A	0	Right Cheek	119	6545	97.68%	0.007	11.00	10.10							
ANT 5	Head	802.11ax (HE80)	Power State 1 Mode A	0	Right Tilt	119	6545	97.68%	0.010	11.00	10.10							
ANT 5	Body-worn & Extremity	802.11ax (HE80)	Power State 1 Mode A	5	Back	119	6545	97.68%	0.204	11.00	10.10	0.228	0.287	0.065	0.082	1.310	1.650	115
ANT 5	Body-worn & Extremity	802.11ax (HE80)	Power State 1 Mode B	5	Front	119	6545	97.68%	0.013	11.00	10.10							
ANT 5	Body-worn & Extremity	802.11ax (HE80)	Power State 1 Mode B	5	Edge Bottom	119	6545	97.68%	0.028	11.00	10.10							
ANT 5	Body-worn & Extremity	802.11ax (HE80)	Power State 1 Mode B	5	Edge Left	119	6545	97.68%	0.023	11.00	10.10							
ANT 6	Head	802.11ax (HE160)	Power State 1 Mode A	0	Left Cheek	143	6665	93.86%	0.017	9.25	7.80	0.004	0.006	0.002	0.003	0.015	0.022	116
ANT 6	Head	802.11ax (HE160)	Power State 1 Mode A	0	Left Tilt	143	6665	93.86%	0.011	9.25	7.80							
ANT 6	Head	802.11ax (HE160)	Power State 1 Mode A	0	Right Cheek	143	6665	93.86%	0.007	9.25	7.80							
ANT 6	Head	802.11ax (HE160)	Power State 1 Mode A	0	Right Tilt	143	6665	93.86%	0.010	9.25	7.80							
ANT 6	Body-worn & Extremity	802.11ax (HE160)	Power State 1 Mode B	5	Back	143	6665	93.86%	0.122	9.25	7.80	0.168	0.250	0.044	0.065	1.040	1.547	
ANT 6	Body-worn & Extremity	802.11ax (HE160)	Power State 1 Mode B	5	Front	143	6665	93.86%	0.000	9.25	7.80							
ANT 6	Body-worn & Extremity	802.11ax (HE160)	Power State 1 Mode B	5	Edge Bottom	143	6665	93.86%	0.000	9.25	7.80							
ANT 6	Body-worn & Extremity	802.11ax (HE160)	Power State 1 Mode B	5	Edge Left	143	6665	93.86%	0.000	9.25	7.80							
ANT 5	Head	802.11ax (HE80)	Power State 4 Mode A	0	Left Cheek	119	6545	97.68%	0.017	9.50	7.50	0.002	0.003	0.000	0.000	0.008	0.013	
ANT 5	Body-worn & Extremity	802.11ax (HE80)	Power State 4 Mode B	5	Back	119	6545	97.68%	0.115	9.50	7.50	0.133	0.216	0.032	0.052	0.764	1.240	
ANT 6	Head	802.11ax (HE160)	Power State 4 Mode A	0	Left Cheek	143	6665	93.86%	0.016	7.75	5.75	0.004	0.007	0.002	0.003	0.015	0.025	
ANT 6	Body-worn & Extremity	802.11ax (HE160)	Power State 4 Mode B	5	Back	143	6665	93.86%	0.073	7.75	5.75	0.104	0.176	0.028	0.047	0.649	1.096	
ANT 5	Head	802.11ax (HE80)	Power State 5 Mode A	0	Left Cheek	119	6545	97.68%	0.017	10.50	10.10	0.002	0.002	0.001	0.001	0.020	0.022	
ANT 5	Head	802.11ax (HE80)	Power State 5 Mode A	0	Left Tilt	119	6545	97.68%	0.011	10.50	10.10							
ANT 5	Head	802.11ax (HE80)	Power State 5 Mode A	0	Right Cheek	119	6545	97.68%	0.007	10.50	10.10							
ANT 5	Head	802.11ax (HE80)	Power State 5 Mode A	0	Right Tilt	119	6545	97.68%	0.010	10.50	10.10							
ANT 5	Body-worn & Extremity	802.11ax (HE80)	Power State 5 Mode B	5	Back	119	6545	97.68%	0.204	10.50	10.10	0.228	0.256	0.065	0.073	1.310	1.471	
ANT 5	Body-worn & Extremity	802.11ax (HE80)	Power State 5 Mode B	5	Front	119	6545	97.68%	0.013	10.50	10.10							
ANT 5	Body-worn & Extremity	802.11ax (HE80)	Power State 5 Mode B	5	Edge Bottom	119	6545	97.68%	0.028	10.50	10.10							
ANT 5	Body-worn & Extremity	802.11ax (HE80)	Power State 5 Mode B	5	Edge Left	119	6545	97.68%	0.023	10.50	10.10							
ANT 6	Head	802.11ax (HE160)	Power State 5 Mode A	0	Left Cheek	143	6665	93.86%	0.017	8.75	7.80	0.004	0.005	0.000	0.000	0.015	0.020	
ANT 6	Head	802.11ax (HE160)	Power State 5 Mode A	0	Left Tilt	143	6665	93.86%	0.011	8.75	7.80							
ANT 6	Head	802.11ax (HE160)	Power State 5 Mode A	0	Right Cheek	143	6665	93.86%	0.007	8.75	7.80							
ANT 6	Head	802.11ax (HE160)	Power State 5 Mode A	0	Right Tilt	143	6665	93.86%	0.010	8.75	7.80							
ANT 6	Body-worn & Extremity	802.11ax (HE160)	Power State 5 Mode B	5	Back	143	6665	93.86%	0.122	8.75	7.80	0.168	0.223	0.052	0.069	1.040	1.379	
ANT 6	Body-worn & Extremity	802.11ax (HE160)	Power State 5 Mode B	5	Front	143	6665	93.86%	0.000	8.75	7.80							
ANT 6	Body-worn & Extremity	802.11ax (HE160)	Power State 5 Mode B	5	Edge Bottom	143	6665	93.86%	0.000	8.75	7.80							
ANT 6	Body-worn & Extremity	802.11ax (HE160)	Power State 5 Mode B	5	Edge Left	143	6665	93.86%	0.000	8.75	7.80							
ANT 5	Head	802.11ax (HE80)	Power State 6 Mode A	0	Left Cheek	119	6545	97.68%	0.017	8.50	7.50	0.002	0.003	0.000	0.000	0.008	0.010	
ANT 5	Body-worn & Extremity	802.11ax (HE80)	Power State 6 Mode B	5	Back	119	6545	97.68%	0.115	8.50	7.50	0.133	0.171	0.032	0.041	0.764	0.985	
ANT 6	Head	802.11ax (HE160)	Power State 6 Mode A	0	Left Cheek	143	6665	93.86%	0.016	6.75	5.75	0.004	0.005	0.002	0.003	0.015	0.020	
ANT 6	Body-worn & Extremity	802.11ax (HE160)	Power State 6 Mode B	5	Back	143	6665	93.86%	0.073	6.75	5.75	0.104	0.139	0.028	0.038	0.649	0.870	

Note(s):

To comply with KDB 941225 D07 v01r02 and KDB 648474 D04 v01r03, 1-g SAR testing was performed on the higher Maximum Output Power between SP and LPI power at a separation distance of 5 mm to exclude 10-g SAR for all non-Head exposure conditions where the transmitter distance to surface is within 25 mm. Thus, Body-worn and Extremity were amalgamated into one exposure condition using 1-g SAR at 5 mm to confirm compliance. 1-g SAR on the higher Maximum Output Power between SP and LPI power, at a separation distance of 5 mm, is a more conservative representation than 10-g SAR at 0 mm. Therefore, SAR Testing for VLP is covered.

UNII-8

Antenna(s)	RF Exposure Condition	Mode(s)	Power Mode(s)	Dist. (mm)	Test Position(s)	Channel	Freq. (MHz)	Duty Cycle (%)	Area Scan Max. SAR (W/kg)	Max Output Pwr (dBm)	Meas. (dBm)	1-g Meas. (W/kg)	1-g Scaled (W/kg)	10-g Meas. (W/kg)	10-g Scaled (W/kg)	APD Meas. (W/m ²)	APD Scaled (W/m ²)	Plot No.
ANT 5	Head	802.11ax (HE160)	Power State 1 Mode A	0	Left Cheek	207	6985	93.86%	0.016	11.00	9.50	0.001	0.002	0.001	0.002	0.017	0.026	117
ANT 5	Head	802.11ax (HE160)	Power State 1 Mode A	0	Left Tilt	207	6985	93.86%	0.006	11.00	9.50							
ANT 5	Head	802.11ax (HE160)	Power State 1 Mode A	0	Right Cheek	207	6985	93.86%	0.008	11.00	9.50							
ANT 5	Head	802.11ax (HE160)	Power State 1 Mode A	0	Right Tilt	207	6985	93.86%	0.003	11.00	9.50							
ANT 5	Body-worn & Extremity	802.11ax (HE160)	Power State 1 Mode B	5	Back	207	6985	93.86%	0.306	11.00	9.50	0.333	0.501	0.076	0.114	1.810	2.724	118
ANT 5	Body-worn & Extremity	802.11ax (HE160)	Power State 1 Mode B	5	Front	207	6985	93.86%	0.021	11.00	9.50							
ANT 5	Body-worn & Extremity	802.11ax (HE160)	Power State 1 Mode B	5	Edge Bottom	207	6985	93.86%	0.041	11.00	9.50	0.048	0.072	0.014	0.021	0.321	0.483	
ANT 5	Body-worn & Extremity	802.11ax (HE160)	Power State 1 Mode B	5	Edge Left	207	6985	93.86%	0.006	11.00	9.50							
ANT 6	Head	802.11ax (HE160)	Power State 1 Mode A	0	Left Cheek	207	6985	93.86%	0.014	9.75	8.25							
ANT 6	Head	802.11ax (HE160)	Power State 1 Mode A	0	Left Tilt	207	6985	93.86%	0.022	9.75	8.25	0.000	0.000	0.000	0.000	0.002	0.003	
ANT 6	Head	802.11ax (HE160)	Power State 1 Mode A	0	Right Cheek	207	6985	93.86%	0.012	9.75	8.25							
ANT 6	Head	802.11ax (HE160)	Power State 1 Mode A	0	Right Tilt	207	6985	93.86%	0.010	9.75	8.25							
ANT 6	Body-worn & Extremity	802.11ax (HE160)	Power State 1 Mode B	5	Back	207	6985	93.86%	0.202	9.75	8.25	0.237	0.357	0.069	0.104	1.570	2.363	
ANT 6	Body-worn & Extremity	802.11ax (HE160)	Power State 1 Mode B	5	Front	207	6985	93.86%	0.018	9.75	8.25							
ANT 6	Body-worn & Extremity	802.11ax (HE160)	Power State 1 Mode B	5	Edge Top	207	6985	93.86%	0.014	9.75	8.25							
ANT 6	Body-worn & Extremity	802.11ax (HE160)	Power State 1 Mode B	5	Edge Left	207	6985	93.86%	0.025	9.75	8.25							
ANT 5	Head	802.11ax (HE160)	Power State 4 Mode A	0	Left Cheek	207	6985	93.86%	0.003	9.50	7.50	0.000	0.000	0.000	0.000	0.000	0.000	
ANT 5	Head	802.11ax (HE160)	Power State 4 Mode B	5	Back	207	6985	93.86%	0.146	9.50	7.50	0.160	0.270	0.034	0.057	0.826	1.395	
ANT 6	Head	802.11ax (HE160)	Power State 4 Mode A	0	Right Cheek	207	6985	93.86%	0.001	8.25	6.62	0.005	0.008	0.002	0.003	0.046	0.071	
ANT 6	Body-worn & Extremity	802.11ax (HE160)	Power State 4 Mode B	5	Back	207	6985	93.86%	0.133	8.25	6.62	0.148	0.229	0.039	0.060	0.904	1.402	
ANT 5	Head	802.11ax (HE160)	Power State 5 Mode A	0	Left Cheek	207	6985	93.86%	0.016	10.50	9.50	0.001	0.001	0.001	0.001	0.017	0.023	
ANT 5	Head	802.11ax (HE160)	Power State 5 Mode A	0	Left Tilt	207	6985	93.86%	0.006	10.50	9.50							
ANT 5	Head	802.11ax (HE160)	Power State 5 Mode A	0	Right Cheek	207	6985	93.86%	0.008	10.50	9.50							
ANT 5	Head	802.11ax (HE160)	Power State 5 Mode A	0	Right Tilt	207	6985	93.86%	0.003	10.50	9.50							
ANT 5	Body-worn & Extremity	802.11ax (HE160)	Power State 5 Mode B	5	Back	207	6985	93.86%	0.306	10.50	9.50	0.333	0.447	0.076	0.102	1.810	2.428	
ANT 5	Body-worn & Extremity	802.11ax (HE160)	Power State 5 Mode B	5	Front	207	6985	93.86%	0.021	10.50	9.50							
ANT 5	Body-worn & Extremity	802.11ax (HE160)	Power State 5 Mode B	5	Edge Bottom	207	6985	93.86%	0.041	10.50	9.50	0.048	0.064	0.014	0.019	0.321	0.431	
ANT 5	Body-worn & Extremity	802.11ax (HE160)	Power State 5 Mode B	5	Edge Left	207	6985	93.86%	0.006	10.50	9.50							
ANT 6	Head	802.11ax (HE160)	Power State 5 Mode A	0	Left Cheek	207	6985	93.86%	0.014	9.25	8.25							
ANT 6	Head	802.11ax (HE160)	Power State 5 Mode A	0	Left Tilt	207	6985	93.86%	0.022	9.25	8.25	0.000	0.000	0.000	0.000	0.002	0.003	
ANT 6	Head	802.11ax (HE160)	Power State 5 Mode A	0	Right Cheek	207	6985	93.86%	0.012	9.25	8.25							
ANT 6	Head	802.11ax (HE160)	Power State 5 Mode A	0	Right Tilt	207	6985	93.86%	0.010	9.25	8.25							
ANT 6	Body-worn & Extremity	802.11ax (HE160)	Power State 5 Mode B	5	Back	207	6985	93.86%	0.202	9.25	8.25	0.237	0.318	0.069	0.093	1.570	2.106	
ANT 6	Body-worn & Extremity	802.11ax (HE160)	Power State 5 Mode B	5	Front	207	6985	93.86%	0.018	9.25	8.25							
ANT 6	Body-worn & Extremity	802.11ax (HE160)	Power State 5 Mode B	5	Edge Top	207	6985	93.86%	0.014	9.25	8.25							
ANT 6	Body-worn & Extremity	802.11ax (HE160)	Power State 5 Mode B	5	Edge Left	207	6985	93.86%	0.025	9.25	8.25							
ANT 5	Head	802.11ax (HE160)	Power State 6 Mode A	0	Left Cheek	207	6985	93.86%	0.003	8.50	7.50	0.000	0.000	0.000	0.000	0.000	0.000	
ANT 5	Head	802.11ax (HE160)	Power State 6 Mode B	5	Back	207	6985	93.86%	0.146	8.50	7.50	0.160	0.215	0.034	0.046	0.826	1.108	
ANT 6	Head	802.11ax (HE160)	Power State 6 Mode A	0	Right Cheek	207	6985	93.86%	0.001	7.25	6.62	0.005	0.006	0.002	0.002	0.046	0.057	
ANT 6	Body-worn & Extremity	802.11ax (HE160)	Power State 6 Mode B	5	Back	207	6985	93.86%	0.133	7.25	6.62	0.148	0.182	0.039	0.048	0.904	1.113	

Note(s):

To comply with KDB 941225 D07 v01r02 and KDB 648474 D04 v01r03, 1-g SAR testing was performed on the higher Maximum Output Power between SP and LPI power at a separation distance of 5 mm to exclude 10-g SAR for all non-Head exposure conditions where the transmitter distance to surface is within 25 mm. Thus, Body-worn and Extremity were amalgamated into one exposure condition using 1-g SAR at 5 mm to confirm compliance. 1-g SAR on the higher Maximum Output Power between SP and LPI power, at a separation distance of 5 mm, is a more conservative representation than 10-g SAR at 0 mm. Therefore, SAR Testing for VLP is covered.

10.40. Wi-Fi 6 GHz (U-NII 5-8 Bands) Power Density

Per TCB workshop October 2018, 4 cm² averaging area is considered.

psPD value (mW/cm²) used the psPD_{tot+} avg value (W/m²) of test result plot.

Wi-Fi 6GHz Test Rationale:

- Following KDB 388624 D02 Pre-Approval Guidance List v18r05, Appendix OVER6G Step 4:
 - The process of steps 3.1 to 3.4 shall be repeated for at least five channels, at the channel center frequency, selected to cover uniformly the largest frequency ranges used in the device, between 5925 MHz and 7125 MHz, and consistent with KDB Publication 248227 test configuration provisions.
- Following KDB 248227 D01 802.11 Wi-Fi SAR v02r02, §4:
 - When the same maximum power is specified for multiple transmission modes in a frequency band, the largest channel bandwidth, lowest order modulation, lowest data rate and lowest order 802.11a/ax/be mode is used for SAR measurement, on the highest measured output power channel in the initial test configuration, for each frequency band.
- No channels that could transmit below 6GHz were selected for testing to use the PTP-PR Test Methodology.
- The initial test position for iPD was determined using the worst-case 1-g SAR, please refer to §10.39.

iPDn Investigation Results

RF Exposure Conditions	Transmitter	Power Mode	Test Position	U-NII Band	Ch No.	Freq. (MHz)	Mode	Duty Cycle (%)	TuP Limit (dBm)	Meas. (dBm)	Uncertainty Scaling Factor	Grid Step Size (λ)	Dist. (mm)	iPD ₁	Meas. psPD ₁ (W/m ²)	Scaled psPD ₁ (W/m ²)	Grid Step Size (λ)	Dist. (mm)	iPD ₂	Meas. psPD ₂ (W/m ²)	Scaled psPD ₂ (W/m ²)	Criterion 1: z-1	Criterion 2: 10% of Limit
Body & Hotspot	ANT 6	Power State 1	Back	U-NII-5	47	6185.0	802.11ax (160 MHz)	94.36%	9.80	9.00	1.581	0.0410	2	4.770	3.31	6.291	0.2500	9.694	5.560	1.360	2.585	-0.666	Continue to 2. Full Testing
Body & Hotspot	ANT 6	Power State 1	Back	U-NII-8	207	6985.0	802.11ax (160 MHz)	94.36%	12.00	11.00	1.564	0.0410	2	5.14	3.55	6.990	0.2500	8.584	5.780	1.320	2.599	-0.910	Continue to 2. Full Testing

Note(s):

MU scaling applied due to total uncertainty (1.52 dB, 41.9%) exceeds the 30% budget. Scaling applied for the amount exceeding the 30% budget (11.9%).

PTP-PR PD Results

RF Exposure Conditions	Transmitter	Power Mode	Test Position	U-NII Band	Ch No.	Freq. (MHz)	Mode	Duty Cycle (%)	TuP Limit (dBm)	Meas. (dBm)	Uncertainty Scaling Factor	Grid Step Size (λ)	Dist. (mm)	Meas. psPD ₁ (mW/cm ²)	Scaled psPD ₁ (mW/cm ²)	Meas. psPD _{tot} (mW/cm ²)	Scaled psPD _{tot} (mW/cm ²)	Plot No.
Body & Hotspot	ANT 5	Power State 1	Back	U-NII-5	15	6025.0	802.11ax (160 MHz)	93.86%	11.50	10.00	1.584	0.0410	2	0.222	0.497	0.291	0.651	
Body & Hotspot	ANT 5	Power State 1	Back	U-NII-5	47	6185.0	802.11ax (160 MHz)	93.86%	10.75	9.55	1.581	0.0410	2	0.320	0.667	0.322	0.671	
Body & Hotspot	ANT 5	Power State 1	Back	U-NII-6	111	6505.0	802.11ax (160 MHz)	93.86%	11.00	10.40	1.574	0.0410	2	0.264	0.477	0.349	0.631	
Body & Hotspot	ANT 5	Power State 1	Back	U-NII-7	119	6545.0	802.11ax (80 MHz)	97.68%	11.00	10.10	1.573	0.0410	2	0.282	0.546	0.352	0.681	119
Body & Hotspot	ANT 5	Power State 1	Back	U-NII-8	207	6985.0	802.11ax (160 MHz)	93.86%	11.00	9.50	1.564	0.0410	2	0.172	0.380	0.262	0.579	
Body & Hotspot	ANT 5	Power State 1	Front	U-NII-7	119	6545.0	802.11ax (80 MHz)	97.68%	11.00	9.90	1.573	0.0410	2	0.081	0.165	0.101	0.205	
Body & Hotspot	ANT 5	Power State 1	Edge Top	U-NII-7	119	6545.0	802.11ax (80 MHz)	97.68%	11.00	9.90	1.573	0.0410	2	0.012	0.025	0.013	0.026	
Body & Hotspot	ANT 5	Power State 1	Edge Right	U-NII-7	119	6545.0	802.11ax (80 MHz)	97.68%	11.00	9.90	1.573	0.0410	2	0.022	0.045	0.023	0.046	
Body & Hotspot	ANT 5	Power State 1	Edge Bottom	U-NII-7	119	6545.0	802.11ax (80 MHz)	97.68%	11.00	9.90	1.573	0.0410	2	0.112	0.227	0.166	0.336	
Body & Hotspot	ANT 5	Power State 1	Edge Left	U-NII-7	119	6545.0	802.11ax (80 MHz)	97.68%	11.00	9.90	1.573	0.0410	2	0.095	0.193	0.102	0.207	
Body & Hotspot	ANT 6	Power State 1	Back	U-NII-5	47	6185.0	802.11ax (160 MHz)	93.86%	9.50	8.25	1.581	0.0410	2	0.202	0.426	0.291	0.613	
Body & Hotspot	ANT 6	Power State 1	Back	U-NII-5	79	6345.0	802.11ax (160 MHz)	93.86%	9.50	8.25	1.577	0.0410	2	0.235	0.494	0.319	0.671	
Body & Hotspot	ANT 6	Power State 1	Back	U-NII-6	111	6505.0	802.11ax (160 MHz)	93.86%	8.25	6.80	1.574	0.0410	2	0.166	0.365	0.253	0.556	
Body & Hotspot	ANT 6	Power State 1	Back	U-NII-7	143	6665.0	802.11ax (160 MHz)	93.86%	9.25	7.80	1.571	0.0410	2	0.182	0.399	0.279	0.612	
Body & Hotspot	ANT 6	Power State 1	Back	U-NII-8	207	6985.0	802.11ax (160 MHz)	93.86%	9.75	8.25	1.564	0.0410	2	0.135	0.298	0.285	0.630	
Body & Hotspot	ANT 6	Power State 1	Front	U-NII-5	79	6345.0	802.11ax (160 MHz)	93.86%	9.50	8.25	1.577	0.0410	2	0.028	0.059	0.029	0.060	
Body & Hotspot	ANT 6	Power State 1	Edge Top	U-NII-5	79	6345.0	802.11ax (160 MHz)	93.86%	9.50	8.25	1.577	0.0410	2	0.018	0.038	0.020	0.042	
Body & Hotspot	ANT 6	Power State 1	Edge Right	U-NII-5	79	6345.0	802.11ax (160 MHz)	93.86%	9.50	8.25	1.577	0.0410	2	0.018	0.038	0.019	0.039	
Body & Hotspot	ANT 6	Power State 1	Edge Bottom	U-NII-5	79	6345.0	802.11ax (160 MHz)	93.86%	9.50	8.25	1.577	0.0410	2	0.013	0.027	0.013	0.027	
Body & Hotspot	ANT 6	Power State 1	Edge Left	U-NII-5	79	6345.0	802.11ax (160 MHz)	93.86%	9.50	8.25	1.577	0.0410	2	0.074	0.155	0.085	0.179	

Note(s):

MU scaling applied due to total uncertainty (1.52 dB, 41.9%) exceeds the 30% budget. Scaling applied for the amount exceeding the 30% budget (11.9%).

Testing was performed at the most conservative Grid Step Size of 0.041 lambda.

10.41. Bluetooth 2.4GHz

Antenna(s)	RF Exposure Condition	Mode(s)	Power Mode(s)	Dist. (mm)	Test Position(s)	Channel	Freq. (MHz)	Max Output Pwr (dBm)	Meas. (dBm)	1-g Meas. (W/kg)	1-g Scaled (W/kg)	10-g Meas. (W/kg)	10-g Scaled (W/kg)	Plot No.
ANT 3	Head	GFSK (BDR)	PStandalone Mode A	0	Left Cheek	0	2402	20.00	19.00	0.103	0.130	0.058	0.073	
ANT 3	Head	GFSK (BDR)	PStandalone Mode A	0	Left Tilt	0	2402	20.00	19.00	0.007	0.009	0.003	0.004	
ANT 3	Head	GFSK (BDR)	PStandalone Mode A	0	Right Cheek	0	2402	20.00	19.00	0.010	0.013	0.005	0.006	
ANT 3	Head	GFSK (BDR)	PStandalone Mode A	0	Right Tilt	0	2402	20.00	19.00	0.010	0.013	0.005	0.006	
ANT 3	Body & Hotspot	GFSK (BDR)	PStandalone Mode B	5	Back	0	2402	20.00	19.00	0.370	0.466	0.170	0.214	
ANT 3	Body & Hotspot	GFSK (BDR)	PStandalone Mode B	5	Front	0	2402	20.00	19.00	0.061	0.077	0.028	0.035	
ANT 3	Hotspot	GFSK (BDR)	PStandalone Mode B	5	Edge Bottom	0	2402	20.00	19.00	0.020	0.025	0.009	0.011	
ANT 3	Hotspot	GFSK (BDR)	PStandalone Mode B	5	Edge Left	0	2402	20.00	19.00	0.295	0.371	0.126	0.159	
Antenna(s)	RF Exposure Condition	Mode(s)	Power Mode(s)	Dist. (mm)	Test Position(s)	Channel	Freq. (MHz)	Max Output Pwr (dBm)	Meas. (dBm)	1-g Meas. (W/kg)	1-g Scaled (W/kg)	10-g Meas. (W/kg)	10-g Scaled (W/kg)	Plot No.
ANT 4	Head	GFSK (BDR)	PStandalone Mode A	0	Left Cheek	39	2441	20.00	19.00	0.488	0.614	0.251	0.316	120
ANT 4	Head	GFSK (BDR)	PStandalone Mode A	0	Left Tilt	39	2441	20.00	19.00	0.279	0.351	0.125	0.157	
ANT 4	Head	GFSK (BDR)	PStandalone Mode A	0	Right Cheek	39	2441	20.00	19.00	0.177	0.223	0.099	0.125	
ANT 4	Head	GFSK (BDR)	PStandalone Mode A	0	Right Tilt	39	2441	20.00	19.00	0.087	0.110	0.047	0.059	
ANT 4	Body & Hotspot	GFSK (BDR)	PStandalone Mode B	5	Back	39	2441	20.00	19.00	0.435	0.548	0.240	0.302	121
ANT 4	Body & Hotspot	GFSK (BDR)	PStandalone Mode B	5	Front	39	2441	20.00	19.00	0.247	0.311	0.125	0.157	
ANT 4	Hotspot	GFSK (BDR)	PStandalone Mode B	5	Edge Top	39	2441	20.00	19.00	0.081	0.102	0.034	0.043	
ANT 4	Hotspot	GFSK (BDR)	PStandalone Mode B	5	Edge Right	39	2441	20.00	19.00	0.534	0.672	0.232	0.292	122
Antenna(s)	RF Exposure Condition	Mode(s)	Power Mode(s)	Dist. (mm)	Test Position(s)	Channel	Freq. (MHz)	Max Output Pwr (dBm)	Meas. (dBm)	1-g Meas. (W/kg)	1-g Scaled (W/kg)	10-g Meas. (W/kg)	10-g Scaled (W/kg)	Plot No.
ANT 3	Head	GFSK (BDR)	PHigh Mode A	0	Left Cheek	0	2402	19.50	18.50	0.103	0.130	0.058	0.073	
ANT 3	Body & Hotspot	GFSK (BDR)	PHigh Mode B	5	Back	0	2402	18.00	16.70	0.253	0.341	0.112	0.151	
Antenna(s)	RF Exposure Condition	Mode(s)	Power Mode(s)	Dist. (mm)	Test Position(s)	Channel	Freq. (MHz)	Max Output Pwr (dBm)	Meas. (dBm)	1-g Meas. (W/kg)	1-g Scaled (W/kg)	10-g Meas. (W/kg)	10-g Scaled (W/kg)	Plot No.
ANT 4	Head	GFSK (BDR)	PHigh Mode A	0	Left Cheek	39	2441	18.00	16.50	0.280	0.396	0.147	0.208	
ANT 4	Body & Hotspot	GFSK (BDR)	PHigh Mode B	5	Back	39	2441	17.00	15.30	0.235	0.348	0.121	0.179	
ANT 4	Hotspot	GFSK (BDR)	PHigh Mode B	5	Edge Right	39	2441	17.00	15.30	0.248	0.367	0.110	0.163	
Antenna(s)	RF Exposure Condition	Mode(s)	Power Mode(s)	Dist. (mm)	Test Position(s)	Channel	Freq. (MHz)	Max Output Pwr (dBm)	Meas. (dBm)	1-g Meas. (W/kg)	1-g Scaled (W/kg)	10-g Meas. (W/kg)	10-g Scaled (W/kg)	Plot No.
ANT 3	Head	GFSK (BDR)	PMid Mode A	0	Left Cheek	39	2441	17.00	16.10	0.003	0.004	0.001	0.001	
ANT 3	Body & Hotspot	GFSK (BDR)	PMid Mode B	5	Back	39	2441	15.50	14.40	0.163	0.210	0.071	0.091	
Antenna(s)	RF Exposure Condition	Mode(s)	Power Mode(s)	Dist. (mm)	Test Position(s)	Channel	Freq. (MHz)	Max Output Pwr (dBm)	Meas. (dBm)	1-g Meas. (W/kg)	1-g Scaled (W/kg)	10-g Meas. (W/kg)	10-g Scaled (W/kg)	Plot No.
ANT 4	Head	GFSK (BDR)	PMid Mode A	0	Left Cheek	39	2441	15.50	14.50	0.192	0.242	0.097	0.122	
ANT 4	Body & Hotspot	GFSK (BDR)	PMid Mode B	5	Back	39	2441	14.50	13.40	0.147	0.189	0.079	0.102	
ANT 4	Hotspot	GFSK (BDR)	PMid Mode B	5	Edge Right	39	2441	14.50	13.40	0.142	0.183	0.064	0.082	
Antenna(s)	RF Exposure Condition	Mode(s)	Power Mode(s)	Dist. (mm)	Test Position(s)	Channel	Freq. (MHz)	Max Output Pwr (dBm)	Meas. (dBm)	1-g Meas. (W/kg)	1-g Scaled (W/kg)	10-g Meas. (W/kg)	10-g Scaled (W/kg)	Plot No.
ANT 3	Head	GFSK (BDR)	PLow Mode A	0	Left Cheek	0	2402	13.50	12.50	0.022	0.028	0.012	0.015	
ANT 3	Body & Hotspot	GFSK (BDR)	PLow Mode B	5	Back	0	2402	12.00	10.60	0.067	0.092	0.029	0.040	
Antenna(s)	RF Exposure Condition	Mode(s)	Power Mode(s)	Dist. (mm)	Test Position(s)	Channel	Freq. (MHz)	Max Output Pwr (dBm)	Meas. (dBm)	1-g Meas. (W/kg)	1-g Scaled (W/kg)	10-g Meas. (W/kg)	10-g Scaled (W/kg)	Plot No.
ANT 4	Head	GFSK (BDR)	PLow Mode A	0	Left Cheek	39	2441	12.00	10.80	0.071	0.094	0.035	0.046	
ANT 4	Body & Hotspot	GFSK (BDR)	PLow Mode B	5	Back	39	2441	11.00	9.80	0.052	0.069	0.028	0.037	
ANT 4	Hotspot	GFSK (BDR)	PLow Mode B	5	Edge Right	39	2441	11.00	9.80	0.054	0.071	0.023	0.030	

10.42. NB UNII

UNII-1

Antenna(s)	RF Exposure Condition	Mode(s)	Power Mode(s)	Dist. (mm)	Test Position(s)	Channel	Freq. (MHz)	Max Output Pwr (dBm)	Meas. (dBm)	1-g Meas. (W/kg)	1-g Scaled (W/kg)	10-g Meas. (W/kg)	10-g Scaled (W/kg)	Plot No.
ANT 5	Head	$\pi/4$ DQPSK (HDR8)	PStandalone Mode A	0	Left Cheek	Mid	5204	14.00	13.00	0.000	0.000	0.000	0.000	
ANT 5	Head	$\pi/4$ DQPSK (HDR8)	PStandalone Mode A	0	Left Tilt	Mid	5204	14.00	13.00	0.000	0.000	0.000	0.000	
ANT 5	Head	$\pi/4$ DQPSK (HDR8)	PStandalone Mode A	0	Right Cheek	Mid	5204	14.00	13.00	0.000	0.000	0.000	0.000	
ANT 5	Head	$\pi/4$ DQPSK (HDR8)	PStandalone Mode A	0	Right Tilt	Mid	5204	14.00	13.00	0.000	0.000	0.000	0.000	
ANT 5	Body & Hotspot	$\pi/4$ DQPSK (HDR8)	PStandalone Mode B	5	Back	Mid	5204	14.00	13.00	0.324	0.408	0.080	0.101	
ANT 5	Body & Hotspot	$\pi/4$ DQPSK (HDR8)	PStandalone Mode B	5	Front	Mid	5204	14.00	13.00	0.013	0.016	0.002	0.003	
ANT 5	Hotspot	$\pi/4$ DQPSK (HDR8)	PStandalone Mode B	5	Edge Bottom	Mid	5204	14.00	13.00	0.042	0.053	0.012	0.015	
ANT 5	Hotspot	$\pi/4$ DQPSK (HDR8)	PStandalone Mode B	5	Edge Left	Mid	5204	14.00	13.00	0.043	0.054	0.015	0.019	
Antenna(s)	RF Exposure Condition	Mode(s)	Power Mode(s)	Dist. (mm)	Test Position(s)	Channel	Freq. (MHz)	Max Output Pwr (dBm)	Meas. (dBm)	1-g Meas. (W/kg)	1-g Scaled (W/kg)	10-g Meas. (W/kg)	10-g Scaled (W/kg)	Plot No.
ANT 6	Head	$\pi/4$ DQPSK (HDR8)	PStandalone Mode A	0	Left Cheek	Mid	5204	14.00	13.00	0.000	0.000	0.000	0.000	
ANT 6	Head	$\pi/4$ DQPSK (HDR8)	PStandalone Mode A	0	Left Tilt	Mid	5204	14.00	13.00	0.002	0.003	0.000	0.000	
ANT 6	Head	$\pi/4$ DQPSK (HDR8)	PStandalone Mode A	0	Right Cheek	Mid	5204	14.00	13.00	0.009	0.011	0.000	0.000	123
ANT 6	Head	$\pi/4$ DQPSK (HDR8)	PStandalone Mode A	0	Right Tilt	Mid	5204	14.00	13.00	0.000	0.000	0.000	0.000	
ANT 6	Body & Hotspot	$\pi/4$ DQPSK (HDR8)	PStandalone Mode B	5	Back	Mid	5204	14.00	13.00	0.360	0.453	0.102	0.128	124
ANT 6	Body & Hotspot	$\pi/4$ DQPSK (HDR8)	PStandalone Mode B	5	Front	Mid	5204	14.00	13.00	0.000	0.000	0.001	0.001	
ANT 6	Hotspot	$\pi/4$ DQPSK (HDR8)	PStandalone Mode B	5	Edge Top	Mid	5204	14.00	13.00	0.019	0.024	0.006	0.008	
ANT 6	Hotspot	$\pi/4$ DQPSK (HDR8)	PStandalone Mode B	5	Edge Left	Mid	5204	14.00	13.00	0.019	0.024	0.005	0.006	
Antenna(s)	RF Exposure Condition	Mode(s)	Power Mode(s)	Dist. (mm)	Test Position(s)	Channel	Freq. (MHz)	Max Output Pwr (dBm)	Meas. (dBm)	1-g Meas. (W/kg)	1-g Scaled (W/kg)	10-g Meas. (W/kg)	10-g Scaled (W/kg)	Plot No.
ANT 5	Body & Hotspot	$\pi/4$ DQPSK (HDR8)	PHigh Mode B	5	Back	Mid	5204	13.50	13.00	0.324	0.364	0.080	0.090	
Antenna(s)	RF Exposure Condition	Mode(s)	Power Mode(s)	Dist. (mm)	Test Position(s)	Channel	Freq. (MHz)	Max Output Pwr (dBm)	Meas. (dBm)	1-g Meas. (W/kg)	1-g Scaled (W/kg)	10-g Meas. (W/kg)	10-g Scaled (W/kg)	Plot No.
ANT 6	Body & Hotspot	$\pi/4$ DQPSK (HDR8)	PHigh Mode B	5	Back	Mid	5204	13.00	11.20	0.235	0.356	0.063	0.095	
Antenna(s)	RF Exposure Condition	Mode(s)	Power Mode(s)	Dist. (mm)	Test Position(s)	Channel	Freq. (MHz)	Max Output Pwr (dBm)	Meas. (dBm)	1-g Meas. (W/kg)	1-g Scaled (W/kg)	10-g Meas. (W/kg)	10-g Scaled (W/kg)	Plot No.
ANT 5	Body & Hotspot	$\pi/4$ DQPSK (HDR4)	PMid Mode B	5	Back	Mid	5204	11.00	10.00	0.197	0.248	0.049	0.062	
Antenna(s)	RF Exposure Condition	Mode(s)	Power Mode(s)	Dist. (mm)	Test Position(s)	Channel	Freq. (MHz)	Max Output Pwr (dBm)	Meas. (dBm)	1-g Meas. (W/kg)	1-g Scaled (W/kg)	10-g Meas. (W/kg)	10-g Scaled (W/kg)	Plot No.
ANT 6	Body & Hotspot	$\pi/4$ DQPSK (HDR4)	PMid Mode B	5	Back	Mid	5204	10.50	8.70	0.130	0.197	0.032	0.048	
Antenna(s)	RF Exposure Condition	Mode(s)	Power Mode(s)	Dist. (mm)	Test Position(s)	Channel	Freq. (MHz)	Max Output Pwr (dBm)	Meas. (dBm)	1-g Meas. (W/kg)	1-g Scaled (W/kg)	10-g Meas. (W/kg)	10-g Scaled (W/kg)	Plot No.
ANT 5	Body & Hotspot	GFSK (BDR)	PLow Mode B	5	Back	Mid	5204	7.50	6.40	0.072	0.093	0.014	0.018	
Antenna(s)	RF Exposure Condition	Mode(s)	Power Mode(s)	Dist. (mm)	Test Position(s)	Channel	Freq. (MHz)	Max Output Pwr (dBm)	Meas. (dBm)	1-g Meas. (W/kg)	1-g Scaled (W/kg)	10-g Meas. (W/kg)	10-g Scaled (W/kg)	Plot No.
ANT 6	Body & Hotspot	GFSK (BDR)	PLow Mode B	5	Back	Mid	5204	6.50	5.30	0.052	0.069	0.011	0.015	

Notes:

ANT5 Power Mode A for P_{high}, P_{mid}, P_{low} is all leverageable from P_{Standalone} due to low SAR values.
 ANT6 Power Mode A for P_{high}, P_{mid}, P_{low} is the same as P_{Standalone}

UNII-3

Antenna(s)	RF Exposure Condition	Mode(s)	Power Mode(s)	Dist. (mm)	Test Position(s)	Channel	Freq. (MHz)	Max Output Pwr (dBm)	Meas. (dBm)	1-g Meas. (W/kg)	1-g Scaled (W/kg)	10-g Meas. (W/kg)	10-g Scaled (W/kg)	Plot No.
ANT 5	Head	GFSK (BDR)	PStandalone Mode A	0	Left Cheek	Mid	5788	15.50	14.70	0.000	0.000	0.000	0.000	
ANT 5	Head	GFSK (BDR)	PStandalone Mode A	0	Left Tilt	Mid	5788	15.50	14.70	0.000	0.000	0.000	0.000	
ANT 5	Head	GFSK (BDR)	PStandalone Mode A	0	Right Cheek	Mid	5788	15.50	14.70	0.000	0.000	0.000	0.000	
ANT 5	Head	GFSK (BDR)	PStandalone Mode A	0	Right Tilt	Mid	5788	15.50	14.70	0.000	0.000	0.000	0.000	
ANT 5	Body & Hotspot	GFSK (BDR)	PStandalone Mode B	5	Back	Low	5733	15.50	14.80	0.752	0.884	0.192	0.226	
ANT 5	Body & Hotspot	GFSK (BDR)	PStandalone Mode B	5	Back	Mid	5788	15.50	14.70	0.884	1.063	0.225	0.271	125
ANT 5	Body & Hotspot	GFSK (BDR)	PStandalone Mode B	5	Back	High	5844	15.50	14.60	0.833	1.025	0.212	0.261	
ANT 5	Body & Hotspot	GFSK (BDR)	PStandalone Mode B	5	Front	Mid	5788	15.50	14.70	0.049	0.059	0.015	0.018	
ANT 5	Hotspot	GFSK (BDR)	PStandalone Mode B	5	Edge Bottom	Mid	5788	15.50	14.70	0.141	0.170	0.047	0.057	
ANT 5	Hotspot	GFSK (BDR)	PStandalone Mode B	5	Edge Left	Mid	5788	15.50	14.70	0.169	0.203	0.052	0.063	
Antenna(s)	RF Exposure Condition	Mode(s)	Power Mode(s)	Dist. (mm)	Test Position(s)	Channel	Freq. (MHz)	Max Output Pwr (dBm)	Meas. (dBm)	1-g Meas. (W/kg)	1-g Scaled (W/kg)	10-g Meas. (W/kg)	10-g Scaled (W/kg)	Plot No.
ANT 6	Head	GFSK (BDR)	PStandalone Mode A	0	Left Cheek	Mid	5788	15.50	14.10	0.015	0.021	0.002	0.003	
ANT 6	Head	GFSK (BDR)	PStandalone Mode A	0	Left Tilt	Mid	5788	15.50	14.10	0.014	0.019	0.002	0.003	
ANT 6	Head	GFSK (BDR)	PStandalone Mode A	0	Right Cheek	Mid	5788	15.50	14.10	0.042	0.058	0.006	0.008	126
ANT 6	Head	GFSK (BDR)	PStandalone Mode A	0	Right Tilt	Mid	5788	15.50	14.10	0.016	0.022	0.003	0.004	
ANT 6	Body & Hotspot	GFSK (BDR)	PStandalone Mode B	5	Back	Mid	5788	15.50	14.10	0.305	0.421	0.073	0.101	
ANT 6	Body & Hotspot	GFSK (BDR)	PStandalone Mode B	5	Front	Mid	5788	15.50	14.10	0.010	0.014	0.002	0.003	
ANT 6	Hotspot	GFSK (BDR)	PStandalone Mode B	5	Edge Top	Mid	5788	15.50	14.10	0.020	0.028	0.002	0.003	
ANT 6	Hotspot	GFSK (BDR)	PStandalone Mode B	5	Edge Left	Mid	5788	15.50	14.10	0.080	0.110	0.024	0.033	
Antenna(s)	RF Exposure Condition	Mode(s)	Power Mode(s)	Dist. (mm)	Test Position(s)	Channel	Freq. (MHz)	Max Output Pwr (dBm)	Meas. (dBm)	1-g Meas. (W/kg)	1-g Scaled (W/kg)	10-g Meas. (W/kg)	10-g Scaled (W/kg)	Plot No.
ANT 5	Body & Hotspot	GFSK (BDR)	PHigh Mode B	5	Back	Mid	5788	10.50	9.60	0.204	0.251	0.042	0.052	
Antenna(s)	RF Exposure Condition	Mode(s)	Power Mode(s)	Dist. (mm)	Test Position(s)	Channel	Freq. (MHz)	Max Output Pwr (dBm)	Meas. (dBm)	1-g Meas. (W/kg)	1-g Scaled (W/kg)	10-g Meas. (W/kg)	10-g Scaled (W/kg)	Plot No.
ANT 6	Body & Hotspot	GFSK (BDR)	PHigh Mode B	5	Back	Mid	5788	14.50	14.10	0.305	0.334	0.073	0.080	
Antenna(s)	RF Exposure Condition	Mode(s)	Power Mode(s)	Dist. (mm)	Test Position(s)	Channel	Freq. (MHz)	Max Output Pwr (dBm)	Meas. (dBm)	1-g Meas. (W/kg)	1-g Scaled (W/kg)	10-g Meas. (W/kg)	10-g Scaled (W/kg)	Plot No.
ANT 5	Body & Hotspot	GFSK (BDR)	PMid Mode B	5	Back	Mid	5788	8.00	6.60	0.074	0.102	0.011	0.015	
Antenna(s)	RF Exposure Condition	Mode(s)	Power Mode(s)	Dist. (mm)	Test Position(s)	Channel	Freq. (MHz)	Max Output Pwr (dBm)	Meas. (dBm)	1-g Meas. (W/kg)	1-g Scaled (W/kg)	10-g Meas. (W/kg)	10-g Scaled (W/kg)	Plot No.
ANT 6	Body & Hotspot	GFSK (BDR)	PMid Mode B	5	Back	Mid	5788	11.50	11.00	0.264	0.296	0.062	0.070	
Antenna(s)	RF Exposure Condition	Mode(s)	Power Mode(s)	Dist. (mm)	Test Position(s)	Channel	Freq. (MHz)	Max Output Pwr (dBm)	Meas. (dBm)	1-g Meas. (W/kg)	1-g Scaled (W/kg)	10-g Meas. (W/kg)	10-g Scaled (W/kg)	Plot No.
ANT 5	Body & Hotspot	GFSK (BDR)	PLow Mode B	5	Back	Mid	5787	4.50	4.00	0.045	0.050	0.006	0.007	
Antenna(s)	RF Exposure Condition	Mode(s)	Power Mode(s)	Dist. (mm)	Test Position(s)	Channel	Freq. (MHz)	Max Output Pwr (dBm)	Meas. (dBm)	1-g Meas. (W/kg)	1-g Scaled (W/kg)	10-g Meas. (W/kg)	10-g Scaled (W/kg)	Plot No.
ANT 6	Body & Hotspot	GFSK (BDR)	PLow Mode B	5	Back	Mid	5787	8.00	7.00	0.060	0.076	0.019	0.024	

Notes:

ANT5 Power Mode A for P_{high}, P_{mid}, and P_{low} is the same as P_{Standalone}
 ANT6 Power Mode A for P_{high}, P_{mid}, and P_{low} is the same as P_{Standalone}

10.43. MSS (Mobile Satellite Service)

Antenna(s)	RF Exposure Condition	Mode(s)	Power Mode(s)	Dist. (mm)	Test Position(s)	Channel	Freq. (MHz)	Max Output Pwr (dBm)	Meas. (dBm)	1-g Meas. (W/kg)	1-g Scaled (W/kg)	10-g Meas. (W/kg)	10-g Scaled (W/kg)	Plot No.
ANT 1	Extremity	1-PRB SC-FDMA	Mode B	0	Back	262316	1610.1	24.3	24.3	4.650	4.704	2.230	2.256	
ANT 1	Extremity	1-PRB SC-FDMA	Mode B	0	Back	262391	1617.6	24.3	24.3	4.990	5.002	2.390	2.396	127
ANT 1	Extremity	1-PRB SC-FDMA	Mode B	0	Back	262466	1625.1	24.3	24.2	4.500	4.563	2.160	2.190	
ANT 1	Extremity	1-PRB SC-FDMA	Mode B	0	Front	262391	1617.6	24.3	24.3	3.660	3.668	1.660	1.664	
ANT 1	Extremity	1-PRB SC-FDMA	Mode B	0	Edge Right	262391	1617.6	24.3	24.3	2.940	2.947	0.949	0.951	
ANT 1	Extremity	1-PRB SC-FDMA	Mode B	0	Edge Bottom	262391	1617.6	24.3	24.3	2.880	2.887	1.190	1.193	
ANT 1	Extremity	1-PRB SC-FDMA	Mode B	0	Edge Left	262391	1617.6	24.3	24.3	0.224	0.225	0.103	0.103	
Antenna(s)	RF Exposure Condition	Mode(s)	Power Mode(s)	Dist. (mm)	Test Position(s)	Channel	Freq. (MHz)	Max Output Pwr (dBm)	Meas. (dBm)	1-g Meas. (W/kg)	1-g Scaled (W/kg)	10-g Meas. (W/kg)	10-g Scaled (W/kg)	Plot No.
ANT 4	Extremity	1-PRB SC-FDMA	Mode B	0	Back	262391	1617.6	25.8	24.7	1.710	2.203	0.846	1.090	
ANT 4	Extremity	1-PRB SC-FDMA	Mode B	0	Front	262391	1617.6	25.8	24.7	3.040	3.916	1.370	1.765	
ANT 4	Extremity	1-PRB SC-FDMA	Mode B	0	Edge Top	262391	1617.6	25.8	24.7	1.130	1.456	0.367	0.473	
ANT 4	Extremity	1-PRB SC-FDMA	Mode B	0	Edge Right	262391	1617.6	25.8	24.7	3.950	5.089	1.610	2.074	

Note(s):

Both ANT 1 and ANT 4 were evaluated for RF Exposure. Per manufacturer, only ANT 4 will be enabled and used for MSS transmissions in production units. ANT 1 will be disabled in production units.

10.44. 802.15.4

Antenna(s)	RF Exposure Condition	Mode(s)	Power Mode(s)	Dist. (m.m)	Test Position(s)	Channel	Freq. (MHz)	Duty Cycle (%)	Max Output Pwr (dBm)	Meas. (dBm)	1-g Meas. (W/kg)	1-g Scaled (W/kg)	10-g Meas. (W/kg)	10-g Scaled (W/kg)	Plot No.
ANT 3	Head	O-QPSK	PStandalone Mode A	0	Left Cheek	Low	2405	60.00%	21.00	19.20	0.091	0.083	0.052	0.047	
ANT 3	Head	O-QPSK	PStandalone Mode A	0	Left Tilt	Low	2405	60.00%	21.00	19.20	0.029	0.026	0.017	0.015	
ANT 3	Head	O-QPSK	PStandalone Mode A	0	Right Cheek	Low	2405	60.00%	21.00	19.20	0.052	0.047	0.029	0.026	
ANT 3	Head	O-QPSK	PStandalone Mode A	0	Right Tilt	Low	2405	60.00%	21.00	19.20	0.053	0.048	0.028	0.025	
ANT 3	Body & Hotspot	O-QPSK	PStandalone Mode B	5	Back	Low	2405	60.00%	21.00	19.20	0.582	0.529	0.263	0.239	
ANT 3	Body & Hotspot	O-QPSK	PStandalone Mode B	5	Front	Low	2405	60.00%	21.00	19.20	0.413	0.375	0.191	0.173	
ANT 3	Hotspot	O-QPSK	PStandalone Mode B	5	Edge Bottom	Low	2405	60.00%	21.00	19.20	0.171	0.155	0.077	0.070	
ANT 3	Hotspot	O-QPSK	PStandalone Mode B	5	Edge Left	Low	2405	60.00%	21.00	19.20	0.691	0.628	0.294	0.267	
ANT 4	Head	O-QPSK	PStandalone Mode A	0	Left Cheek	Mid	2440	60.00%	21.00	19.21	0.666	0.603	0.271	0.246	129
ANT 4	Head	O-QPSK	PStandalone Mode A	0	Left Tilt	Mid	2440	60.00%	21.00	19.21	0.263	0.238	0.124	0.112	
ANT 4	Head	O-QPSK	PStandalone Mode A	0	Right Cheek	Mid	2440	60.00%	21.00	19.21	0.153	0.139	0.080	0.072	
ANT 4	Head	O-QPSK	PStandalone Mode A	0	Right Tilt	Mid	2440	60.00%	21.00	19.21	0.116	0.105	0.058	0.053	
ANT 4	Body & Hotspot	O-QPSK	PStandalone Mode B	5	Back	Mid	2440	60.00%	21.00	19.21	0.845	0.766	0.387	0.351	130
ANT 4	Body & Hotspot	O-QPSK	PStandalone Mode B	5	Front	Mid	2440	60.00%	21.00	19.21	0.297	0.269	0.133	0.121	
ANT 4	Hotspot	O-QPSK	PStandalone Mode B	5	Edge Top	Mid	2440	60.00%	21.00	19.21	0.143	0.130	0.049	0.044	
ANT 4	Hotspot	O-QPSK	PStandalone Mode B	5	Edge Right	Mid	2440	60.00%	21.00	19.21	0.137	0.124	0.063	0.057	
ANT 3	Head	O-QPSK	PHigh Mode A	0	Left Cheek	Low	2405	60.00%	20.50	19.20	0.091	0.074	0.052	0.042	
ANT 3	Body & Hotspot	O-QPSK	PHigh Mode B	5	Back	High	2480	60.00%	19.00	18.10	0.306	0.226	0.131	0.097	
ANT 3	Hotspot	O-QPSK	PHigh Mode B	5	Edge Left	High	2480	60.00%	19.00	18.10	0.326	0.241	0.136	0.100	
ANT 4	Head	O-QPSK	PHigh Mode A	0	Left Cheek	Mid	2440	60.00%	19.00	18.35	0.573	0.399	0.279	0.194	
ANT 4	Body & Hotspot	O-QPSK	PHigh Mode B	5	Back	Low	2405	60.00%	18.00	17.03	0.435	0.326	0.196	0.147	
ANT 3	Head	O-QPSK	PMid Mode A	0	Left Cheek	Mid	2440	60.00%	18.00	16.60	0.049	0.041	0.027	0.022	
ANT 3	Body & Hotspot	O-QPSK	PMid Mode B	5	Back	Mid	2440	60.00%	16.50	15.30	0.277	0.219	0.117	0.093	
ANT 3	Hotspot	O-QPSK	PMid Mode B	5	Edge Left	Mid	2440	60.00%	16.50	15.30	0.277	0.219	0.117	0.093	
ANT 4	Head	O-QPSK	PMid Mode A	0	Left Cheek	Mid	2440	60.00%	16.50	15.19	0.291	0.236	0.123	0.100	
ANT 4	Body & Hotspot	O-QPSK	PMid Mode B	5	Back	Mid	2440	60.00%	15.50	14.75	0.321	0.229	0.147	0.105	
ANT 3	Head	O-QPSK	PLow Mode A	0	Left Cheek	Mid	2440	60.00%	15.00	14.30	0.089	0.063	0.042	0.030	
ANT 3	Body & Hotspot	O-QPSK	PLow Mode B	5	Back	Mid	2440	60.00%	10.50	9.00	0.052	0.044	0.024	0.020	
ANT 3	Hotspot	O-QPSK	PLow Mode B	5	Edge Left	Mid	2440	60.00%	10.50	9.00	0.055	0.047	0.023	0.019	
ANT 4	Head	O-QPSK	PLow Mode A	0	Left Cheek	Mid	2440	60.00%	14.75	14.50	0.072	0.046	0.035	0.022	
ANT 4	Body & Hotspot	O-QPSK	PLow Mode B	5	Back	Mid	2440	60.00%	11.50	9.58	0.087	0.081	0.048	0.045	

Notes:
 SAR Testing was performed at 100% Duty Cycle. Reported SAR is scaled down to 60% Duty Cycle to match actual transmission.

10.45. 802.15.4ab - NB

Antenna(s)	RF Exposure Condition	Mode(s)	Power Mode(s)	Dist. (mm)	Test Position(s)	Channel	Freq. (MHz)	Max Output Pwr (dBm)	Meas. (dBm)	1-g Meas. (W/kg)	1-g Scaled (W/kg)	10-g Meas. (W/kg)	10-g Scaled (W/kg)	Plot No.
ANT 5	Head	O-QPSK	PStandalone Mode A	0	Left Cheek	1	5728.8	19.0	18.7	0.000	0.000	0.000	0.000	
ANT 5	Head	O-QPSK	PStandalone Mode A	0	Left Tilt	1	5728.8	19.0	18.7	0.000	0.000	0.000	0.000	
ANT 5	Head	O-QPSK	PStandalone Mode A	0	Right Cheek	1	5728.8	19.0	18.7	0.000	0.000	0.000	0.000	
ANT 5	Head	O-QPSK	PStandalone Mode A	0	Right Tilt	1	5728.8	19.0	18.7	0.000	0.000	0.000	0.000	
ANT 5	Body & Hotspot	O-QPSK	PStandalone Mode B	5	Back	1	5728.8	16.0	14.5	0.055	0.078	0.011	0.016	
ANT 5	Body & Hotspot	O-QPSK	PStandalone Mode B	5	Front	1	5728.8	16.0	14.5	0.003	0.004	0.000	0.000	
ANT 5	Hotspot	O-QPSK	PStandalone Mode B	5	Edge Bottom	1	5728.8	16.0	14.5	0.006	0.008	0.000	0.000	
ANT 5	Hotspot	O-QPSK	PStandalone Mode B	5	Edge Left	1	5728.8	16.0	14.5	0.005	0.007	0.000	0.000	
Antenna(s)	RF Exposure Condition	Mode(s)	Power Mode(s)	Dist. (mm)	Test Position(s)	Channel	Freq. (MHz)	Max Output Pwr (dBm)	Meas. (dBm)	1-g Meas. (W/kg)	1-g Scaled (W/kg)	10-g Meas. (W/kg)	10-g Scaled (W/kg)	Plot No.
ANT 6	Head	O-QPSK	PStandalone Mode A	0	Left Cheek	18	5786.3	19.0	18.7	0.009	0.010	0.000	0.000	
ANT 6	Head	O-QPSK	PStandalone Mode A	0	Left Tilt	18	5786.3	19.0	18.7	0.006	0.006	0.000	0.000	
ANT 6	Head	O-QPSK	PStandalone Mode A	0	Right Cheek	18	5786.3	19.0	18.7	0.020	0.021	0.003	0.003	131
ANT 6	Head	O-QPSK	PStandalone Mode A	0	Right Tilt	18	5786.3	19.0	18.7	0.005	0.005	0.000	0.000	
ANT 6	Body & Hotspot	O-QPSK	PStandalone Mode B	5	Back	18	5786.3	15.5	13.8	0.064	0.096	0.017	0.025	132
ANT 6	Body & Hotspot	O-QPSK	PStandalone Mode B	5	Front	18	5786.3	15.5	13.8	0.005	0.007	0.000	0.000	
ANT 6	Hotspot	O-QPSK	PStandalone Mode B	5	Edge Top	18	5786.3	15.5	13.8	0.011	0.016	0.001	0.001	
ANT 6	Hotspot	O-QPSK	PStandalone Mode B	5	Edge Left	18	5786.3	15.5	13.8	0.005	0.007	0.002	0.003	

10.46. NFC

Antenna(s)	RF Exposure Conditions	Mode(s)	Dist. (mm)	Test Position	Freq. (MHz)	1-g Meas. (W/kg)	10-g Meas. (W/kg)	Plot No.
Primary	Extremity	Type A	0	Rear	13.56	0.001	0.001	133
Primary	Extremity	Type A	0	Front	13.56	0.001	0.001	
Primary	Extremity	Type A	0	Edge Top	13.56	0.001	0.001	
Primary	Extremity	Type A	0	Edge Left	13.56	0.001	0.001	
Antenna(s)	RF Exposure Conditions	Mode(s)	Dist. (mm)	Test Position	Freq. (MHz)	1-g Meas. (W/kg)	10-g Meas. (W/kg)	Plot No.
Secondary	Extremity	Type A	0	Rear	13.56	0.001	0.001	
Secondary	Extremity	Type A	0	Front	13.56	0.001	0.001	
Secondary	Extremity	Type A	0	Edge Right	13.56	0.001	0.001	
Secondary	Extremity	Type A	0	Edge Left	13.56	0.001	0.001	

11. SAR Measurement Variability

In accordance with published RF Exposure KDB 865664 D01 SAR measurement 100 MHz to 6 GHz. These additional measurements are repeated after the completion of all measurements requiring the same head or body tissue-equivalent medium in a frequency band. The test device should be returned to ambient conditions (normal room temperature) with the battery fully charged before it is re-mounted on the device holder for the repeated measurement(s) to minimize any unexpected variations in the repeated results.

- 1) Repeated measurement is not required when the original highest measured SAR is < 0.8 or 2 W/kg (1-g or 10-g respectively); steps 2) through 4) do not apply.
- 2) When the original highest measured SAR is ≥ 0.8 or 2 W/kg (1-g or 10-g respectively), repeat that measurement once.
- 3) Perform a second repeated measurement only if the **ratio of largest to smallest SAR** for the original and first repeated measurements is > 1.20 or when the original or repeated measurement is ≥ 1.45 or 3.6 W/kg (~ 10% from the 1-g or 10-g respective SAR limit).
- 4) Perform a third repeated measurement only if the original, first, or second repeated measurement is ≥ 1.5 or 3.75 W/kg (1-g or 10-g respectively) and the ratio of largest to smallest SAR for the original, first and second repeated measurements is > 1.20.

1-g Repeated Measurements

Frequency Band (MHz)	Air Interface	Antenna	Power Mode(s)	RF Exposure Conditions	Test Position	Repeated SAR (Yes/No)	Highest Measured SAR (W/kg)	First Repeated	
								Measured SAR (W/kg)	Largest to Smallest SAR Ratio
1700	FR1 n66	ANT 4	Mode B	Body & Hotspot	Back	Yes	0.952	0.927	1.03
1900	GSM 1900	ANT 2	Mode B	Hotspot	Edge Top	Yes	0.971	0.947	1.03
2300	LTE Band 30	ANT 4	Mode A	Head	Left Cheek	Yes	0.917	0.895	1.02
2450	802.15.4	ANT 4	Pstandalone Mode B	Body & Hotspot	Back	No	1.030	1.050	1.02
2500	FR1 n7	ANT 2	Mode A	Head	Right Cheek	Yes	0.928	0.828	1.12
2500	FR1 n41	ANT 3	Mode B	Hotspot	Edge Left	No	0.873	0.833	1.05
3600	LTE Band 48	ANT 7	Mode B	Hotspot	Edge Right	No	0.927	0.836	1.11
5200	Wi-Fi U-NII 1	ANT 5	Mode B	Body & Hotspot	Back	No	0.958	0.881	1.09
5300	Wi-Fi U-NII 2A	ANT 6	Mode B	Body & Hotspot	Back	No	0.907	0.935	1.03
5500	Wi-Fi U-NII 2C	ANT 6	Mode B	Body & Hotspot	Back	No	0.814	0.910	1.12
5800	NB U-NII 3	ANT 5	Mode B	Body & Hotspot	Back	No	0.884	0.839	1.05

Note(s):

Second Repeated Measurement is not required since the ratio of the largest to smallest SAR for the original and first repeated measurement is < 1.20.

10-g Repeated Measurements

Frequency Band (MHz)	Air Interface	Antenna	Power Mode(s)	RF Exposure Conditions	Test Position	Repeated SAR (Yes/No)	Highest Measured SAR (W/kg)	First Repeated	
								Measured SAR (W/kg)	Largest to Smallest SAR Ratio
1600	MSS	ANT 1	Mode B	Extremity	Back	Yes	2.390	2.180	1.10

Note(s):

Second Repeated Measurement is not required since the ratio of the largest to smallest SAR for the original and first repeated measurement is < 1.20.

12. Simultaneous Transmission Conditions

KDB 447498 D01 General RF Exposure Guidance provides two procedures for determining simultaneous transmission SAR test exclusion: Sum of SAR and SAR to Peak Location Ratio (SPLSR)

Sum of SAR

To qualify for simultaneous transmission SAR test exclusion based upon Sum of SAR the sum of the reported standalone SARs for all simultaneously transmitting antennas shall be below the applicable standalone SAR limit. If the sum of the SARs is above the applicable limit then simultaneous transmission SAR test exclusion may still apply if the requirements of the SAR to Peak Location Ratio (SPLSR) evaluation are met.

SAR to Peak Location Ratio (SPLSR)

KDB 447498 D01 General RF Exposure Guidance explains how to calculate the SAR to Peak Location Ratio (SPLSR) between pairs of simultaneously transmitting antennas:

$$SPLSR = (SAR_1 + SAR_2)^{1.5} / Ri$$

Where:

SAR₁ is the highest reported or estimated SAR for the first of a pair of simultaneous transmitting antennas, in a specific test operating mode and exposure condition

SAR₂ is the highest reported or estimated SAR for the second of a pair of simultaneous transmitting antennas, in the same test operating mode and exposure condition as the first

Ri is the separation distance between the pair of simultaneous transmitting antennas. When the SAR is measured, for both antennas in the pair, it is determined by the actual x, y and z coordinates in the 1-g SAR for each SAR peak location, based on the extrapolated and interpolated result in the zoom scan measurement, using the formula of $[(x_1-x_2)^2 + (y_1-y_2)^2 + (z_1-z_2)^2]$

In order for a pair of simultaneous transmitting antennas with the sum of 1-g SAR > 1.6 W/kg to qualify for exemption from Simultaneous Transmission SAR measurements, it has to satisfy the condition of:

$$(SAR_1 + SAR_2)^{1.5} / Ri \leq 0.04$$

When an individual antenna transmits at on two bands simultaneously, the sum of the highest *reported* SAR for the frequency bands should be used to determine **SAR₁** or **SAR₂**. When SPLSR is necessary, the smallest distance between the peak SAR locations for the antenna pair with respect to the peaks from each antenna should be used.

The antennas in all antenna pairs that do not qualify for simultaneous transmission SAR test exclusion must be tested for SAR compliance, according to the enlarged zoom scan and volume scan post-processing procedures in KDB Publication 865664 D01

Simultaneous transmission SAR measurement

When simultaneous transmission SAR measurements are required in different frequency bands not covered by a single probe calibration point then separate tests for each frequency band are performed. The tests are performed using enlarged zoom scans which are processed, by means of superposition, using the DASY volume scan post-processing procedures to determine the 1-g SAR for the aggregate SAR distribution.

The spatial resolution used for all enlarged zoom scans is the same as used for the most stringent zoom scans. I.E. the scan parameters required for the highest frequency assessed are used for all enlarged zoom scans. The scans cover the complete area of the device to ensure all transmitting antennas and radiating structures are assessed.

DASY provides the ability to perform Multiband Evaluations according to the latest standards using the Volume Scan job as well as appropriate routines for the post-processing.

In order to extract and process measurements within different frequency bands, the SEMCAD X Post-processor performs the combination and subsequent superposition of these measurement data via DASY = Combined MultiBand Averaged SAR.

Combined Multi Band Averaged SAR allows - in addition to the data extraction - an evaluation of the 1 g, 10 g and/or arbitrary averaged mass SAR.

Power Scaling Factor is used to allow the volume scans to be scaled by a value other than "1", this is important when the results need to be scaled to different maximum power levels. The Power Scaling Factor is applied to each

individual point of the scan. When power scaling is used in multi-band combinations the scaling factor is applied to each individual point of the first scan, the second factor is then applied to each individual point of the second scan and so on. The scans are then combined.

Simultaneous transmission SAR Exclusion

According to KDB 248227 D01, simultaneous SAR provisions in KDB 447498 D01 apply to determine simultaneous transmission SAR test exclusion for Wi-Fi MIMO. If the sum of 1-g single transmission chain SAR measurements is <1.6W/kg and/or the MIMO output power is equal or less than a single chain, then no additional SAR measurements for simultaneously at the specified maximum output power of MIMO operation.

When antennas are spatially separated to the extent that SAR distributions do not overlap and can be treated independently, SAR compliance for simultaneous transmission is determined separately for each individual antenna.

In Airplay mode, the device uses same power and power control mechanism as Wi-Fi. Airplay is not supported in hotspot mode. Airplay utilize the same 802.11 modes, modulation, MIMO, Channel Bandwidth, etc. as Wi-Fi does. Therefore Airplay usage is categorized by the Wi-Fi SAR testing contained in Section 10.

The simultaneous transmission possibilities for this device are listed as below.

RF Exposure Condition	Capable Transmit Configurations						Item		
Head	WWAN & 5G OFF (CELLULAR ANTENNAS OFF)	+	Wi-Fi 2.4 GHz		+	NB UNII (P _{high})	1		
		+	Wi-Fi 2.4 GHz		+	NB UNII (P _{Mid})	2		
		+	Wi-Fi 2.4 GHz				+ 802.15.4 ab NB	3	
		+	Wi-Fi 5 GHz/6G	+	Bluetooth (P _{high})			4	
		+	Wi-Fi 5 GHz/6G	+	Bluetooth (P _{Mid})			5	
		+	Wi-Fi 5 GHz/6G			+	802.15.4 (P _{high})	6	
		+	Wi-Fi 5 GHz/6G			+	802.15.4 (P _{Mid})	7	
		+	Wi-Fi 5 GHz/6G				+ 802.15.4 ab NB	8	
		+	Wi-Fi 5 GHz/6G	+	Bluetooth (P _{high})		+ 802.15.4 ab NB	9	
		+	Wi-Fi 5 GHz/6G	+	Bluetooth (P _{Mid})		+ 802.15.4 ab NB	10	
		+	Wi-Fi 5 GHz/6G			+	802.15.4 (P _{high})	+ 802.15.4 ab NB	11
		+	Wi-Fi 5 GHz/6G			+	802.15.4 (P _{Mid})	+ 802.15.4 ab NB	12
Body Worn Accessory	WWAN & 5G ON (CELLULAR ANTENNAS ON)	+	Wi-Fi 2.4 GHz				13		
				+	Bluetooth (P _{high})			14	
						+	NB UNII (P _{high})		15
							+ 802.15.4 (P _{high})		16
								+ 802.15.4 ab NB	17
		+	Wi-Fi 2.4 GHz		+	NB UNII (P _{low})		18	
		+	Wi-Fi 2.4 GHz					+ 802.15.4 ab NB	19
				+	Bluetooth (P _{high})			+ 802.15.4 ab NB	20
						+	802.15.4 (P _{high})	+ 802.15.4 ab NB	21
		+	Wi-Fi 5 GHz/6G						22
		+	Wi-Fi 5 GHz/6G	+	Bluetooth (P _{low})				23
		+	Wi-Fi 5 GHz/6G			+	802.15.4 (P _{low})		24
		+	Wi-Fi 5 GHz/6G					+ 802.15.4 ab NB	25
		+	Wi-Fi 5 GHz/6G	+	Bluetooth (P _{low})			+ 802.15.4 ab NB	26
		+	Wi-Fi 5 GHz/6G			+	802.15.4 (P _{low})	+ 802.15.4 ab NB	27

Note(s):

- Wi-Fi 2.4 GHz & Bluetooth cannot transmit simultaneously.
- Wi-Fi 2.4 GHz & Wi-Fi 5 GHz cannot transmit simultaneously.
- NB UNII can only transmit simultaneously with Wi-Fi 2.4 GHz.
- 802.15.4ab-NB cannot transmit simultaneously with NB UNII.
- 802.15.4ab-NB cannot transmit simultaneously on ANT 5 and ANT 6.
- Only Wi-Fi 2.4 GHz, Wi-Fi 5 GHz, Wi-Fi 6 GHz support MIMO transmission.
- Wi-Fi 2.4/5/6 GHz Power State 1: 802.15.4ab-NB OFF | P_{Mid} | CELL OFF
- Wi-Fi 2.4/5/6 GHz Power State 2: 802.15.4ab-NB ON | P_{Mid} | CELL OFF
- Wi-Fi 2.4/5/6 GHz Power State 3: 802.15.4ab-NB OFF | P_{high} | CELL OFF
- Wi-Fi 2.4/5/6 GHz Power State 4: 802.15.4ab-NB OFF | P_{low} | CELL ON
- Wi-Fi 2.4/5/6 GHz Power State 5: 802.15.4ab-NB ON | P_{high} | CELL OFF
- Wi-Fi 2.4/5/6 GHz Power State 6: 802.15.4ab-NB ON | P_{low} | CELL ON
- Bluetooth/NB UNII/802.15.4: P_{low} is used when both Wi-Fi and WWAN antennas are active.
- Bluetooth/NB UNII/802.15.4: P_{Mid} is used when Wi-Fi antenna is active and WWAN antenna is inactive. P_{Mid} power state occurs during Wi-Fi states 1/2.
- Bluetooth/NB UNII/802.15.4: P_{high} is used when Wi-Fi antenna is active and WWAN antenna is inactive or with Wi-Fi inactive and WWAN antenna is active. P_{high} power state occurs during Wi-Fi states 3/5.
- Bluetooth/NB UNII/802.15.4: P_{standalone} is used when Wi-Fi and WWAN antennas are inactive.
- Wi-Fi SISO mode SAR result can also represent for MIMO mode SAR and is used for MIMO mode simultaneous transmission analysis because antennas are not overlapping, and the MIMO mode maximum power is equal or less than SISO mode.
- 5G NR only supported NSA mode.
- For EN-DC mode, Qualcomm Smart Transmit algorithm in WWAN adds directly the time-averaged RF exposure from 4G(LTE) and time-averaged RF exposure from 5G NR. Smart Transmit algorithm controls the total RF exposure from both 4G and 5G NR to not exceed FCC limit. Therefore, simultaneous transmission compliance between 4G+5G NR operation is demonstrated in the Part 2 Report during algorithm validation. In Part 1 Report, simultaneous transmission compliance was evaluated individually with other Radios (WLAN or BT) using one of 4G or 5G NR.
- MSS can transmit simultaneously in the same way as cellular.

12.1. WWAN Cell-off & Wi-Fi 2.4G Power State 1 & NB UNII

RF Exposure conditions	Test Position	Standalone SAR (W/kg)				Σ 1-g SAR (W/kg)			
		1	2	3	4	1+3	1+4	2+3	2+4
		Wi-Fi 2.4G Pstate 1 ANT3	Wi-Fi 2.4G Pstate 1 ANT4	NB UNII (P _{Mid}) ANT5	NB UNII (P _{Mid}) ANT6				
Head	Left Cheek	0.246	1.093	0.000	0.021	0.246	0.266	1.093	1.113
	Left Tilt	0.246	0.636	0.000	0.019	0.246	0.265	0.636	0.655
	Right Cheek	0.246	0.636	0.000	0.058	0.246	0.304	0.636	0.694
	Right Tilt	0.246	0.636	0.000	0.022	0.246	0.268	0.636	0.658
Body-worn & Hotspot	Back	0.885	0.608	0.248	0.296	1.133	1.182	0.857	0.905
	Front	0.699	0.427	0.248	0.296	0.947	0.995	0.675	0.724
Hotspot	Edge Top		0.427		0.296	0.000	0.296	0.427	0.724
	Edge Right		1.014			0.000	0.000	1.014	1.014
	Edge Bottom	0.699		0.248		0.947	0.699	0.248	0.000
	Edge Left	1.122		0.248	0.296	1.370	1.418	0.248	0.296

12.2. WWAN Cell-off & Wi-Fi 5G Power State 1 & BT & 802.15.4

RF Exposure conditions	Test Position	Standalone SAR (W/kg)						Σ 1-g SAR (W/kg)							
		1	2	3	4	5	6	1+3	1+4	2+3	2+4	1+5	1+6	2+5	2+6
		Wi-Fi 5G Pstate 1 ANT5	Wi-Fi 5G Pstate 1 ANT6	BT (P _{Mid}) ANT3	BT (P _{Mid}) ANT4	802.15.4 (P _{Mid}) ANT3	802.15.4 (P _{Mid}) ANT4								
Head	Left Cheek	0.047	0.284	0.004	0.242	0.041	0.236	0.051	0.289	0.288	0.526	0.088	0.283	0.324	0.520
	Left Tilt	0.000	0.271	0.004	0.242	0.041	0.236	0.004	0.242	0.275	0.513	0.041	0.236	0.312	0.507
	Right Cheek	0.000	0.182	0.004	0.242	0.041	0.236	0.004	0.242	0.186	0.424	0.041	0.236	0.223	0.418
	Right Tilt	0.000	0.182	0.004	0.242	0.041	0.236	0.004	0.242	0.186	0.424	0.041	0.236	0.223	0.418
Body-worn & Hotspot	Back	1.133	1.188	0.210	0.189	0.219	0.229	1.343	1.323	1.398	1.377	1.352	1.362	1.407	1.417
	Front	0.063	0.041	0.210	0.189	0.219	0.229	0.273	0.252	0.251	0.231	0.282	0.292	0.260	0.270
Hotspot	Edge Top		0.041		0.183		0.229	0.000	0.183	0.041	0.224	0.000	0.229	0.041	0.270
	Edge Right				0.183		0.229	0.000	0.183	0.000	0.183	0.000	0.229	0.000	0.229
	Edge Bottom	0.191		0.210		0.219		0.401	0.191	0.210	0.000	0.410	0.191	0.219	0.000
	Edge Left	0.149	0.630	0.210		0.219		0.359	0.149	0.840	0.630	0.368	0.149	0.850	0.630

12.3. WWAN Cell-off & Wi-Fi 2.4G Power State 2 & 802.15.4ab NB

RF Exposure conditions	Test Position	Standalone SAR (W/kg)				Σ 1-g SAR (W/kg)			
		1	2	3	4	1+3	1+4	2+3	2+4
		Wi-Fi 2.4G Pstate 2 ANT3	Wi-Fi 2.4G Pstate 2 ANT4	802.15.4ab NB ANT5	802.15.4ab NB ANT6				
Head	Left Cheek	0.246	1.093	0.000	0.010	0.246	0.255	1.093	1.102
	Left Tilt	0.246	0.636	0.000	0.006	0.246	0.252	0.636	0.642
	Right Cheek	0.246	0.636	0.000	0.021	0.246	0.267	0.636	0.657
	Right Tilt	0.246	0.636	0.000	0.005	0.246	0.251	0.636	0.641
Body-worn & Hotspot	Back	0.885	0.608	0.078	0.096	0.963	0.981	0.686	0.704
	Front	0.699	0.427	0.004	0.007	0.703	0.707	0.432	0.435
Hotspot	Edge Top		0.427		0.016	0.000	0.016	0.427	0.444
	Edge Right		1.014			0.000	0.000	1.014	1.014
	Edge Bottom	0.699		0.008		0.708	0.699	0.008	0.000
	Edge Left	1.122		0.007	0.028	1.129	1.150	0.007	0.028

12.4. WWAN Cell-off & Wi-Fi 5G Power State 2 & BT & 802.15.4ab NB

RF Exposure conditions	Test Position	Standalone SAR (W/kg)						Σ 1-g SAR (W/kg)							
		1	2	3	4	5	6	1+3+5	1+3+6	1+4+5	1+4+6	2+3+5	2+3+6	2+4+5	2+4+6
		Wi-Fi 5G Pstate 2 ANT5	Wi-Fi 5G Pstate 2 ANT6	BT (P _{Mid}) ANT3	BT (P _{Mid}) ANT4	802.15.4ab NB ANT5	802.15.4ab NB ANT6								
Head	Left Cheek	0.047	0.284	0.004	0.242	0.000	0.010	0.051	0.061	0.289	0.299	0.288	0.297	0.526	0.535
	Left Tilt	0.000	0.271	0.004	0.242	0.000	0.006	0.004	0.010	0.242	0.248	0.275	0.281	0.513	0.519
	Right Cheek	0.000	0.182	0.004	0.242	0.000	0.021	0.004	0.025	0.242	0.263	0.186	0.207	0.424	0.445
	Right Tilt	0.000	0.182	0.004	0.242	0.000	0.005	0.004	0.009	0.242	0.247	0.186	0.191	0.424	0.429
Body-worn & Hotspot	Back	1.133	1.188	0.210	0.189	0.078	0.096	1.421	1.439	1.400	1.418	1.476	1.494	1.455	1.473
	Front	0.063	0.041	0.210	0.189	0.004	0.007	0.277	0.280	0.256	0.260	0.255	0.259	0.235	0.238
Hotspot	Edge Top		0.041		0.183		0.016	0.000	0.016	0.183	0.199	0.041	0.058	0.224	0.241
	Edge Right				0.183		0.016	0.000	0.000	0.183	0.183	0.000	0.000	0.183	0.183
	Edge Bottom	0.191		0.210		0.008		0.409	0.401	0.199	0.191	0.218	0.210	0.008	0.000
	Edge Left	0.149	0.630	0.210		0.007	0.028	0.366	0.387	0.156	0.177	0.848	0.868	0.638	0.659

12.5. WWAN Cell-off & Wi-Fi 5G Power State 2 & 802.15.4 & 802.15.4ab NB

RF Exposure conditions	Test Position	Standalone SAR (W/kg)						Σ 1-g SAR (W/kg)							
		1 Wi-Fi 5G Pstate 2 ANT5	2 Wi-Fi 5G Pstate 2 ANT6	3 802.15.4 (P _{Mid}) ANT3	4 802.15.4 (P _{Mid}) ANT4	5 802.15.4ab NB ANT5	6 802.15.4ab NB ANT6	1+3+5	1+3+6	1+4+5	1+4+6	2+3+5	2+3+6	2+4+5	2+4+6
Head	Left Cheek	0.047	0.284	0.000	0.021	0.000	0.010	0.048	0.057	0.068	0.078	0.284	0.294	0.305	0.314
	Left Tilt	0.000	0.271	0.000	0.019	0.000	0.006	0.000	0.007	0.020	0.026	0.271	0.278	0.290	0.297
	Right Cheek	0.000	0.182	0.000	0.058	0.000	0.021	0.000	0.022	0.058	0.080	0.182	0.204	0.240	0.262
	Right Tilt	0.000	0.182	0.000	0.022	0.000	0.005	0.000	0.006	0.022	0.028	0.182	0.188	0.204	0.210
Body-worn & Hotspot	Back	1.133	1.188	0.248	0.296	0.078	0.096	1.459	1.477	1.507	1.525	1.514	1.532	1.562	1.580
	Front	0.063	0.041	0.248	0.296	0.004	0.007	0.315	0.318	0.363	0.366	0.293	0.297	0.342	0.345
Hotspot	Edge Top		0.041		0.296		0.016	0.000	0.016	0.296	0.313	0.041	0.058	0.337	0.354
	Edge Right							0.000	0.000	0.000	0.000	0.000	0.000	0.000	0.000
	Edge Bottom	0.191		0.248		0.008		0.447	0.439	0.199	0.191	0.256	0.248	0.008	0.000
	Edge Left	0.149	0.630	0.248	0.296	0.007	0.028	0.404	0.425	0.452	0.473	0.886	0.907	0.934	0.955

12.6. WWAN Cell-off & Wi-Fi 2.4G Power State 3 & NB UNII

RF Exposure conditions	Test Position	Standalone SAR (W/kg)				Σ 1-g SAR (W/kg)			
		1 Wi-Fi 2.4G Pstate 3 ANT3	2 Wi-Fi 2.4G Pstate 3 ANT4	3 NB UNII (P _{High}) ANT5	4 NB UNII (P _{High}) ANT6	1+3	1+4	2+3	2+4
Head	Left Cheek	0.246	1.093	0.000	0.021	0.246	0.266	1.093	1.113
	Left Tilt	0.246	0.636	0.000	0.019	0.246	0.265	0.636	0.655
	Right Cheek	0.246	0.636	0.000	0.058	0.246	0.304	0.636	0.694
	Right Tilt	0.246	0.636	0.000	0.022	0.246	0.268	0.636	0.658
Body-worn & Hotspot	Back	0.885	0.608	0.364	0.356	1.249	1.241	0.972	0.964
	Front	0.699	0.427	0.364	0.356	1.063	1.055	0.791	0.783
Hotspot	Edge Top		0.427		0.356	0.000	0.356	0.427	0.783
	Edge Right		1.014			0.000	0.000	1.014	1.014
	Edge Bottom	0.699		0.364		1.063	0.699	0.364	0.000
	Edge Left	1.122		0.364	0.356	1.485	1.478	0.364	0.356

12.7. WWAN Cell-off & Wi-Fi 5G Power State 3 & BT & 802.15.4

RF Exposure conditions	Test Position	Standalone SAR (W/kg)						Σ 1-g SAR (W/kg)							
		1 Wi-Fi 5G Pstate 3 ANT5	2 Wi-Fi 5G Pstate 3 ANT6	3 BT (P _{High}) ANT3	4 BT (P _{High}) ANT4	5 802.15.4 (P _{High}) ANT3	6 802.15.4 (P _{High}) ANT4	1+3	1+4	2+3	2+4	1+5	1+6	2+5	2+6
Head	Left Cheek	0.047	0.284	0.130	0.396	0.074	0.399	0.177	0.443	0.414	0.679	0.121	0.447	0.358	0.683
	Left Tilt	0.000	0.271	0.130	0.396	0.074	0.399	0.130	0.396	0.401	0.667	0.074	0.399	0.345	0.670
	Right Cheek	0.000	0.182	0.130	0.396	0.074	0.399	0.130	0.396	0.312	0.578	0.074	0.399	0.256	0.581
	Right Tilt	0.000	0.182	0.130	0.396	0.074	0.399	0.130	0.396	0.312	0.578	0.074	0.399	0.256	0.581
Body-worn & Hotspot	Back	1.133	1.188	0.341	0.348	0.226	0.326	1.475	1.481	1.529	1.536	1.359	1.460	1.414	1.514
	Front	0.063	0.041	0.341	0.348	0.241	0.326	0.404	0.410	0.382	0.389	0.303	0.389	0.282	0.367
Hotspot	Edge Top		0.041		0.367		0.326	0.000	0.367	0.041	0.408	0.000	0.326	0.041	0.367
	Edge Right				0.367		0.326	0.000	0.367	0.000	0.367	0.000	0.326	0.000	0.326
	Edge Bottom	0.191		0.341		0.241		0.532	0.191	0.341	0.000	0.431	0.191	0.241	0.000
	Edge Left	0.149	0.630	0.341	0.367	0.241		0.490	0.149	0.972	0.630	0.390	0.149	0.871	0.630

12.8. WWAN Cell-off & Wi-Fi 5G Power State 5 & BT & 802.15.4ab NB

RF Exposure conditions	Test Position	Standalone SAR (W/kg)						Σ 1-g SAR (W/kg)							
		1 Wi-Fi 5G Pstate 5 ANT5	2 Wi-Fi 5G Pstate 5 ANT6	3 BT (P _{High}) ANT3	4 BT (P _{High}) ANT4	5 802.15.4ab NB ANT5	6 802.15.4ab NB ANT6	1+3+5	1+3+6	1+4+5	1+4+6	2+3+5	2+3+6	2+4+5	2+4+6
Head	Left Cheek	0.042	0.284	0.130	0.396	0.000	0.010	0.172	0.181	0.438	0.447	0.414	0.423	0.679	0.689
	Left Tilt	0.000	0.271	0.130	0.396	0.000	0.006	0.130	0.136	0.396	0.402	0.401	0.407	0.667	0.673
	Right Cheek	0.000	0.182	0.130	0.396	0.000	0.021	0.130	0.151	0.396	0.417	0.312	0.333	0.578	0.599
	Right Tilt	0.000	0.182	0.130	0.396	0.000	0.005	0.130	0.135	0.396	0.401	0.312	0.317	0.578	0.583
Body-worn & Hotspot	Back	1.010	1.059	0.341	0.348	0.078	0.096	1.429	1.447	1.435	1.453	1.478	1.496	1.484	1.502
	Front	0.056	0.037	0.341	0.348	0.004	0.007	0.401	0.405	0.408	0.411	0.382	0.385	0.388	0.392
Hotspot	Edge Top		0.037		0.367		0.016	0.000	0.016	0.367	0.383	0.037	0.053	0.403	0.420
	Edge Right				0.367			0.000	0.000	0.367	0.367	0.000	0.000	0.367	0.367
	Edge Bottom	0.170		0.341		0.008		0.520	0.511	0.170	0.170	0.350	0.341	0.008	0.000
	Edge Left	0.133	0.562	0.341	0.367	0.007	0.028	0.481	0.502	0.170	0.161	0.910	0.931	0.569	0.590

12.9. WWAN Cell-off & Wi-Fi 5G Power State 5 & 802.15.4 & 802.15.4ab NB

RF Exposure conditions	Test Position	Standalone SAR (W/kg)						Σ 1-g SAR (W/kg)							
		1 Wi-Fi 5G Pstate 5 ANT5	2 Wi-Fi 5G Pstate 5 ANT6	3 802.15.4 (P _{High}) ANT3	4 802.15.4 (P _{High}) ANT4	5 802.15.4ab NB ANT5	6 802.15.4ab NB ANT6	1+3+5	1+3+6	1+4+5	1+4+6	2+3+5	2+3+6	2+4+5	2+4+6
Head	Left Cheek	0.042	0.284	0.074	0.399	0.000	0.010	0.116	0.125	0.442	0.451	0.358	0.367	0.683	0.693
	Left Tilt	0.000	0.271	0.074	0.399	0.000	0.006	0.074	0.080	0.400	0.406	0.345	0.351	0.670	0.677
	Right Cheek	0.000	0.182	0.074	0.399	0.000	0.021	0.074	0.095	0.400	0.421	0.256	0.277	0.582	0.603
	Right Tilt	0.000	0.182	0.074	0.399	0.000	0.005	0.074	0.079	0.400	0.405	0.256	0.261	0.582	0.587
Body-worn & Hotspot	Back	1.010	1.059	0.226	0.326	0.078	0.096	1.314	1.332	1.414	1.432	1.362	1.380	1.463	1.481
	Front	0.056	0.037	0.241	0.326	0.004	0.007	0.301	0.304	0.386	0.390	0.282	0.285	0.367	0.370
Hotspot	Edge Top		0.037		0.326		0.016	0.000	0.016	0.326	0.343	0.037	0.053	0.363	0.379
	Edge Right				0.326			0.000	0.000	0.326	0.326	0.000	0.000	0.326	0.326
	Edge Bottom	0.170		0.241			0.008	0.419	0.411	0.178	0.170	0.249	0.241	0.008	0.000
	Edge Left	0.133	0.562	0.241			0.007	0.381	0.402	0.140	0.161	0.810	0.831	0.569	0.590

12.10. WWAN(TNE) Cell-on & BT & NB UNII & 802.15.4

RF Exposure conditions	Test Position	Standalone SAR (W/kg)							Σ 1-g SAR (W/kg)					
		1 WWAN Cell-on Worst case	2 BT (P _{High}) ANT3	3 BT (P _{High}) ANT4	4 NB UNII (P _{High}) ANT5	5 NB UNII (P _{High}) ANT6	6 802.15.4 (P _{High}) ANT3	7 802.15.4 (P _{High}) ANT4	1+2	1+3	1+4	1+5	1+6	1+7
Head	Left Cheek	0.216	0.130	0.396	0.000	0.021	0.074	0.399	0.346	0.612	0.217	0.237	0.290	0.616
	Left Tilt	0.260	0.130	0.396	0.000	0.019	0.074	0.399	0.390	0.655	0.260	0.279	0.334	0.659
	Right Cheek	0.904	0.130	0.396	0.000	0.058	0.074	0.399	1.034	1.299	0.904	0.962	0.977	1.303
	Right Tilt	0.732	0.130	0.396	0.000	0.022	0.074	0.399	0.862	1.128	0.732	0.754	0.806	1.131
Body-worn & Hotspot	Back	0.609	0.341	0.348	0.364	0.356	0.226	0.326	0.951	0.957	0.973	0.965	0.835	0.936
	Front	0.336	0.341	0.348	0.364	0.356	0.241	0.326	0.677	0.683	0.699	0.692	0.577	0.662
Hotspot	Edge Top	0.164		0.367		0.356		0.326	0.164	0.531	0.164	0.520	0.164	0.491
	Edge Right	0.555		0.367				0.326	0.555	0.922	0.555	0.555	0.555	0.882
	Edge Bottom	0.566	0.341		0.364		0.241		0.907	0.566	0.929	0.566	0.807	0.566
	Edge Left	0.660	0.341		0.364	0.356	0.241		1.001	0.660	1.023	1.015	0.900	0.660

12.11. WWAN(TNE) Cell-on & BT & 802.15.4ab NB

RF Exposure conditions	Test Position	Standalone SAR (W/kg)					Σ 1-g SAR (W/kg)			
		1 WWAN Cell-on Worst case	2 BT (P _{High}) ANT3	3 BT (P _{High}) ANT4	4 802.15.4ab NB ANT5	5 802.15.4ab NB ANT6	1+2+4	1+2+5	1+3+4	1+3+5
Head	Left Cheek	0.216	0.130	0.396	0.000	0.010	0.346	0.356	0.612	0.622
	Left Tilt	0.260	0.130	0.396	0.000	0.006	0.390	0.396	0.655	0.662
	Right Cheek	0.904	0.130	0.396	0.000	0.021	1.034	1.055	1.299	1.321
	Right Tilt	0.732	0.130	0.396	0.000	0.005	0.862	0.867	1.128	1.133
Body-worn & Hotspot	Back	0.609	0.341	0.348	0.078	0.096	1.028	1.046	1.035	1.053
	Front	0.336	0.341	0.348	0.004	0.007	0.681	0.685	0.688	0.691
Hotspot	Edge Top	0.164		0.367		0.016	0.164	0.181	0.531	0.547
	Edge Right	0.555		0.367			0.555	0.555	0.922	0.922
	Edge Bottom	0.566	0.341		0.008		0.916	0.907	0.574	0.566
	Edge Left	0.660	0.341		0.007	0.028	1.008	1.029	0.667	0.688

12.12. WWAN(TNE) Cell-on & 802.15.4 & 802.15.4ab NB

RF Exposure conditions	Test Position	Standalone SAR (W/kg)					Σ 1-g SAR (W/kg)			
		1 WWAN Cell-on Worst case	2 802.15.4 (P _{High}) ANT3	3 802.15.4 (P _{High}) ANT4	4 802.15.4ab NB ANT5	5 802.15.4ab NB ANT6	1+2+4	1+2+5	1+3+4	1+3+5
Head	Left Cheek	0.216	0.074	0.399	0.000	0.010	0.290	0.300	0.290	0.300
	Left Tilt	0.260	0.074	0.399	0.000	0.006	0.334	0.340	0.334	0.340
	Right Cheek	0.904	0.074	0.399	0.000	0.021	0.978	0.999	0.978	0.999
	Right Tilt	0.732	0.074	0.399	0.000	0.005	0.806	0.811	0.806	0.811
Body-worn & Hotspot	Back	0.609	0.226	0.326	0.078	0.096	0.913	0.931	0.913	0.931
	Front	0.336	0.241	0.326	0.004	0.007	0.581	0.584	0.581	0.584
Hotspot	Edge Top	0.164		0.326		0.016	0.164	0.181	0.164	0.181
	Edge Right	0.555		0.326			0.555	0.555	0.555	0.555
	Edge Bottom	0.566	0.241		0.008		0.815	0.807	0.815	0.807
	Edge Left	0.660	0.241		0.007	0.028	0.907	0.928	0.907	0.928

12.13. WWAN(TNE) Cell-on & Wi-Fi 2.4G Power State 4 & NB UNII

RF Exposure conditions	Test Position	Standalone SAR (W/kg)					Σ 1-g SAR (W/kg)			
		1	2	3	4	5	1+2+4	1+2+5	1+3+4	1+3+5
		WWAN Cell-on Worst case	Wi-Fi 2.4G Pstate 4 ANT3	Wi-Fi 2.4G Pstate 4 ANT4	NB UNII (P _{Low}) ANT5	NB UNII (P _{Low}) ANT6				
Head	Left Cheek	0.216	0.111	0.496	0.000	0.021	0.327	0.348	0.712	0.733
	Left Tilt	0.260	0.111	0.461	0.000	0.019	0.371	0.390	0.721	0.740
	Right Cheek	0.904	0.111	0.461	0.000	0.058	1.015	1.073	1.365	1.422
	Right Tilt	0.732	0.111	0.461	0.000	0.022	0.843	0.865	1.193	1.215
Body-worn & Hotspot	Back	0.609	0.406	0.203	0.093	0.076	1.108	1.091	0.905	0.888
	Front	0.336	0.305	0.203	0.093	0.076	0.734	0.717	0.632	0.615
Hotspot	Edge Top	0.164		0.203		0.076	0.164	0.240	0.367	0.443
	Edge Right	0.555		0.440			0.555	0.555	0.996	0.996
	Edge Bottom	0.566	0.305		0.093		0.964	0.871	0.659	0.566
	Edge Left	0.660	0.471		0.093	0.076	1.223	1.206	0.752	0.735

12.14. WWAN(TNE) Cell-on & Wi-Fi 5G Power State 4 & BT & 802.15.4

RF Exposure conditions	Test Position	Standalone SAR (W/kg)							Σ 1-g SAR (W/kg)							
		1	2	3	4	5	6	7	1+2+4	1+2+5	1+3+4	1+3+5	1+2+6	1+2+7	1+3+6	1+3+7
		WWAN Cell-on Worst case	Wi-Fi 5G Pstate 4 ANT5	Wi-Fi 5G Pstate 4 ANT6	BT (P _{Low}) ANT3	BT (P _{Low}) ANT4	802.15.4 (P _{Low}) ANT5	802.15.4 (P _{Low}) ANT4								
Head	Left Cheek	0.216	0.106	0.284	0.028	0.094	0.063	0.046	0.350	0.416	0.528	0.594	0.385	0.368	0.563	0.546
	Left Tilt	0.260	0.000	0.271	0.028	0.094	0.063	0.046	0.288	0.354	0.559	0.624	0.323	0.306	0.594	0.577
	Right Cheek	0.904	0.000	0.182	0.028	0.094	0.063	0.046	0.932	0.998	1.114	1.180	0.967	0.950	1.149	1.132
	Right Tilt	0.732	0.000	0.182	0.028	0.094	0.063	0.046	0.760	0.826	0.942	1.008	0.795	0.778	0.977	0.960
Body-worn & Hotspot	Back	0.609	0.459	0.404	0.092	0.069	0.044	0.081	1.161	1.137	1.106	1.082	1.113	1.150	1.057	1.095
	Front	0.336	0.025	0.041	0.092	0.069	0.047	0.081	0.453	0.429	0.469	0.446	0.407	0.442	0.424	0.458
Hotspot	Edge Top	0.164		0.041		0.071		0.081	0.164	0.235	0.205	0.277	0.164	0.245	0.205	0.287
	Edge Right	0.555				0.071		0.081	0.555	0.626	0.555	0.626	0.555	0.636	0.555	0.636
	Edge Bottom	0.566	0.085		0.092		0.047		0.744	0.651	0.658	0.566	0.698	0.651	0.613	0.566
	Edge Left	0.660	0.062	0.183	0.092		0.047		0.815	0.722	0.935	0.843	0.769	0.722	0.889	0.843

12.15. WWAN(TNE) Cell-on & Wi-Fi 2.4G Power State 6 & 802.15.4ab NB

RF Exposure conditions	Test Position	Standalone SAR (W/kg)					Σ 1-g SAR (W/kg)			
		1	2	3	4	5	1+2+4	1+2+5	1+3+4	1+3+5
		WWAN Cell-on Worst case	Wi-Fi 2.4G Pstate 6 ANT3	Wi-Fi 2.4G Pstate 6 ANT4	802.15.4ab NB ANT5	802.15.4ab NB ANT6				
Head	Left Cheek	0.216	0.088	0.394	0.000	0.010	0.305	0.314	0.610	0.620
	Left Tilt	0.260	0.088	0.366	0.000	0.006	0.348	0.354	0.626	0.632
	Right Cheek	0.904	0.088	0.366	0.000	0.021	0.992	1.013	1.270	1.291
	Right Tilt	0.732	0.088	0.366	0.000	0.005	0.820	0.826	1.098	1.103
Body-worn & Hotspot	Back	0.609	0.323	0.161	0.078	0.096	1.010	1.028	0.848	0.866
	Front	0.336	0.243	0.161	0.004	0.007	0.583	0.586	0.501	0.505
Hotspot	Edge Top	0.164		0.161		0.016	0.164	0.181	0.326	0.342
	Edge Right	0.555		0.350			0.555	0.555	0.905	0.905
	Edge Bottom	0.566	0.243		0.008		0.817	0.809	0.574	0.566
	Edge Left	0.660	0.374		0.007	0.028	1.041	1.062	0.667	0.688

12.16. WWAN(TNE) Cell-on & Wi-Fi 5G Power State 6 & BT & 802.15.4ab NB

RF Exposure conditions	Test Position	Standalone SAR (W/kg)							Σ 1-g SAR (W/kg)							
		1	2	3	4	5	6	7	1+2+4+6	1+2+4+7	1+3+4+6	1+3+4+7	1+2+5+6	1+2+5+7	1+3+5+6	1+3+5+7
		WWAN Cell-on Worst case	Wi-Fi 5G Pstate 6 ANT5	Wi-Fi 5G Pstate 6 ANT6	BT (P _{Low}) ANT3	BT (P _{Low}) ANT4	802.15.4ab NB ANT5	802.15.4ab NB ANT6								
Head	Left Cheek	0.216	0.084	0.253	0.028	0.094	0.000	0.010	0.329	0.338	0.497	0.507	0.394	0.404	0.563	0.573
	Left Tilt	0.260	0.000	0.242	0.028	0.094	0.000	0.006	0.288	0.294	0.529	0.536	0.354	0.360	0.595	0.601
	Right Cheek	0.904	0.000	0.162	0.028	0.094	0.000	0.021	0.932	0.953	1.094	1.115	0.998	1.019	1.160	1.181
	Right Tilt	0.732	0.000	0.162	0.028	0.094	0.000	0.005	0.760	0.765	0.922	0.927	0.826	0.831	0.988	0.993
Body-worn & Hotspot	Back	0.609	0.365	0.321	0.092	0.069	0.078	0.096	1.144	1.162	1.100	1.118	1.120	1.138	1.076	1.095
	Front	0.336	0.019	0.033	0.092	0.069	0.004	0.007	0.452	0.455	0.465	0.469	0.428	0.431	0.441	0.445
Hotspot	Edge Top	0.164		0.033		0.071		0.016	0.164	0.181	0.197	0.213	0.235	0.252	0.268	0.285
	Edge Right	0.555				0.071			0.555	0.555	0.555	0.555	0.626	0.626	0.626	0.626
	Edge Bottom	0.566	0.068		0.092		0.008		0.735	0.726	0.667	0.658	0.642	0.634	0.574	0.566
	Edge Left	0.660	0.050	0.145	0.092		0.007	0.028	0.809	0.830	0.905	0.926	0.716	0.737	0.812	0.833

12.17. WWAN(TNE) Cell-on & Wi-Fi 5G Power State 6 & 802.15.4 & 802.15.4ab NB

RF Exposure conditions	Test Position	Standalone SAR (W/kg)							Σ 1-g SAR (W/kg)							
		1 WWAN Cell-on Worst case	2 Wi-Fi 5G Pstate 6 ANT5	3 Wi-Fi 5G Pstate 6 ANT6	4 802.15.4 (P _{Low}) ANT3	5 802.15.4 (P _{Low}) ANT4	6 802.15.4ab NB ANT5	7 802.15.4ab NB ANT6	1+2+4+6	1+2+4+7	1+3+4+6	1+3+4+7	1+2+5+6	1+2+5+7	1+3+5+6	1+3+5+7
Head	Left Cheek	0.216	0.084	0.253	0.063	0.046	0.000	0.010	0.364	0.373	0.532	0.542	0.347	0.356	0.515	0.525
	Left Tilt	0.260	0.000	0.242	0.063	0.046	0.000	0.006	0.323	0.329	0.564	0.571	0.306	0.312	0.547	0.554
	Right Cheek	0.904	0.000	0.162	0.063	0.046	0.000	0.021	0.967	0.988	1.129	1.150	0.950	0.971	1.112	1.133
	Right Tilt	0.732	0.000	0.162	0.063	0.046	0.000	0.005	0.795	0.800	0.957	0.963	0.778	0.783	0.940	0.946
Body-worn & Hotspot	Back	0.609	0.365	0.321	0.044	0.081	0.078	0.096	1.096	1.114	1.052	1.070	1.133	1.151	1.089	1.107
	Front	0.336	0.019	0.033	0.047	0.081	0.004	0.007	0.406	0.409	0.419	0.423	0.441	0.444	0.454	0.457
Hotspot	Edge Top	0.164		0.033		0.081		0.016	0.164	0.181	0.197	0.213	0.245	0.262	0.278	0.295
	Edge Right	0.555				0.081			0.555	0.555	0.555	0.555	0.636	0.636	0.636	0.636
	Edge Bottom	0.566	0.068		0.047			0.008	0.689	0.680	0.621	0.613	0.642	0.634	0.574	0.566
	Edge Left	0.660	0.050	0.145	0.047			0.007	0.763	0.784	0.859	0.880	0.716	0.737	0.812	0.833

12.18. WWAN(PCE) Cell-on & BT & NB UNII & 802.15.4

RF Exposure conditions	Test Position	Standalone SAR (W/kg)							Σ 1-g SAR (W/kg)					
		1 WWAN Cell-on Worst case	2 BT (P _{High}) ANT3	3 BT (P _{High}) ANT4	4 NB UNII (P _{High}) ANT5	5 NB UNII (P _{High}) ANT6	6 802.15.4 (P _{High}) ANT3	7 802.15.4 (P _{High}) ANT4	1+2	1+3	1+4	1+5	1+6	1+7
Head	Left Cheek	0.998	0.130	0.396	0.000	0.021	0.074	0.399	1.127	1.393	0.998	1.019	1.071	1.397
	Left Tilt	0.759	0.130	0.396	0.000	0.019	0.074	0.399	0.889	1.155	0.759	0.778	0.833	1.158
	Right Cheek	0.989	0.130	0.396	0.000	0.058	0.074	0.399	1.119	1.385	0.989	1.047	1.063	1.388
	Right Tilt	0.978	0.130	0.396	0.000	0.022	0.074	0.399	1.108	1.374	0.979	1.001	1.052	1.378
Body-worn & Hotspot	Back	0.993	0.341	0.348	0.364	0.356	0.226	0.326	1.334	1.341	1.357	1.349	1.219	1.319
	Front	0.773	0.341	0.348	0.364	0.356	0.241	0.326	1.114	1.120	1.136	1.128	1.013	1.099
Hotspot	Edge Top	0.971		0.367		0.356		0.326	0.971	1.338	0.971	1.327	0.971	1.297
	Edge Right	0.998		0.367				0.326	0.998	1.365	0.998	0.998	0.998	1.324
	Edge Bottom	0.991	0.341		0.364		0.241		1.333	0.991	1.355	0.991	1.232	0.991
	Edge Left	0.988	0.341		0.364	0.356	0.241		1.329	0.988	1.351	1.344	1.229	0.988

12.19. WWAN(PCE) Cell-on & BT & 802.15.4ab NB

RF Exposure conditions	Test Position	Standalone SAR (W/kg)					Σ 1-g SAR (W/kg)			
		1 WWAN Cell-on Worst case	2 BT (P _{High}) ANT3	3 BT (P _{High}) ANT4	4 802.15.4ab NB ANT5	5 802.15.4ab NB ANT6	1+2+4	1+2+5	1+3+4	1+3+5
Head	Left Cheek	0.998	0.130	0.396	0.000	0.010	1.128	1.137	1.393	1.403
	Left Tilt	0.759	0.130	0.396	0.000	0.006	0.889	0.895	1.155	1.161
	Right Cheek	0.989	0.130	0.396	0.000	0.021	1.119	1.140	1.385	1.406
	Right Tilt	0.978	0.130	0.396	0.000	0.005	1.108	1.113	1.374	1.379
Body-worn & Hotspot	Back	0.993	0.341	0.348	0.078	0.096	1.412	1.430	1.418	1.436
	Front	0.773	0.341	0.348	0.004	0.007	1.118	1.121	1.124	1.128
Hotspot	Edge Top	0.971		0.367		0.016	0.971	0.987	1.338	1.354
	Edge Right	0.998		0.367			0.998	0.998	1.365	1.365
	Edge Bottom	0.991	0.341		0.008		1.341	1.333	1.000	0.991
	Edge Left	0.988	0.341		0.007	0.028	1.336	1.357	0.995	1.016

12.20. WWAN(PCE) Cell-on & 802.15.4 & 802.15.4ab NB

RF Exposure conditions	Test Position	Standalone SAR (W/kg)					Σ 1-g SAR (W/kg)			
		1 WWAN Cell-on Worst case	2 802.15.4 (P _{High}) ANT3	3 802.15.4 (P _{High}) ANT4	4 802.15.4ab NB ANT5	5 802.15.4ab NB ANT6	1+2+4	1+2+5	1+3+4	1+3+5
Head	Left Cheek	0.998	0.074	0.399	0.000	0.010	1.072	1.081	1.072	1.081
	Left Tilt	0.759	0.074	0.399	0.000	0.006	0.833	0.839	0.833	0.839
	Right Cheek	0.989	0.074	0.399	0.000	0.021	1.063	1.084	1.063	1.084
	Right Tilt	0.978	0.074	0.399	0.000	0.005	1.052	1.057	1.052	1.057
Body-worn & Hotspot	Back	0.993	0.226	0.326	0.078	0.096	1.297	1.315	1.297	1.315
	Front	0.773	0.241	0.326	0.004	0.007	1.018	1.021	1.018	1.021
Hotspot	Edge Top	0.971		0.326		0.016	0.971	0.987	0.971	0.987
	Edge Right	0.998		0.326			0.998	0.998	0.998	0.998
	Edge Bottom	0.991	0.241		0.008		1.240	1.232	1.240	1.232
	Edge Left	0.988	0.241		0.007	0.028	1.236	1.257	1.236	1.257

12.21. WWAN(PCE) Cell-on & Wi-Fi 2.4G Power State 4 & NB UNII

RF Exposure conditions	Test Position	Standalone SAR (W/kg)					Σ 1-g SAR (W/kg)			
		1	2	3	4	5	1+2+4	1+2+5	1+3+4	1+3+5
		WWAN Cell-on Worst case	Wi-Fi 2.4G Pstate 4 ANT3	Wi-Fi 2.4G Pstate 4 ANT4	NB UNII (P _{Low}) ANT5	NB UNII (P _{Low}) ANT6				
Head	Left Cheek	0.998	0.111	0.496	0.000	0.021	1.109	1.129	1.494	1.514
	Left Tilt	0.759	0.111	0.461	0.000	0.019	0.870	0.889	1.220	1.239
	Right Cheek	0.989	0.111	0.461	0.000	0.058	1.100	1.158	1.450	1.508
	Right Tilt	0.978	0.111	0.461	0.000	0.022	1.090	1.111	1.439	1.461
Body-worn & Hotspot	Back	0.993	0.406	0.203	0.093	0.076	1.492	1.475	1.289	1.272
	Front	0.773	0.305	0.203	0.093	0.076	1.171	1.154	1.069	1.051
Hotspot	Edge Top	0.971		0.203		0.076	0.971	1.047	1.174	1.250
	Edge Right	0.998		0.440			0.998	0.998	1.438	1.438
	Edge Bottom	0.991	0.305		0.093		1.389	1.297	1.084	0.991
	Edge Left	0.988	0.471		0.093	0.076	1.551	1.534	1.081	1.063

12.22. WWAN(PCE) Cell-on & Wi-Fi 5G Power State 4 & BT & 802.15.4

RF Exposure conditions	Test Position	Standalone SAR (W/kg)							Σ 1-g SAR (W/kg)							
		1	2	3	4	5	6	7	1+2+4	1+2+5	1+3+4	1+3+5	1+2+6	1+2+7	1+3+6	1+3+7
		WWAN Cell-on Worst case	Wi-Fi 5G Pstate 4 ANT5	Wi-Fi 5G Pstate 4 ANT6	BT (P _{Low}) ANT3	BT (P _{Low}) ANT4	802.15.4 (P _{Low}) ANT3	802.15.4 (P _{Low}) ANT4								
Head	Left Cheek	0.998	0.106	0.284	0.028	0.094	0.063	0.046	1.132	1.198	1.309	1.375	1.167	1.150	1.344	1.327
	Left Tilt	0.759	0.000	0.271	0.028	0.094	0.063	0.046	0.787	0.853	1.058	1.124	0.822	0.805	1.093	1.076
	Right Cheek	0.989	0.000	0.182	0.028	0.094	0.063	0.046	1.017	1.083	1.199	1.265	1.052	1.035	1.234	1.217
	Right Tilt	0.978	0.000	0.182	0.028	0.094	0.063	0.046	1.006	1.072	1.188	1.254	1.041	1.024	1.223	1.206
Body-worn & Hotspot	Back	0.993	0.459	0.404	0.092	0.069	0.044	0.081	1.545	1.521	1.489	1.466	1.496	1.533	1.441	1.478
	Front	0.773	0.025	0.041	0.092	0.069	0.047	0.081	0.890	0.886	0.906	0.882	0.844	0.878	0.860	0.895
Hotspot	Edge Top	0.971		0.041		0.071		0.081	0.971	1.042	1.012	1.083	0.971	1.052	1.012	1.093
	Edge Right	0.998				0.071		0.081	0.998	1.069	0.998	1.069	0.998	1.079	0.998	1.079
	Edge Bottom	0.991	0.085		0.092		0.047		1.169	1.077	1.084	0.991	1.123	1.077	1.038	0.991
	Edge Left	0.988	0.062	0.183	0.092		0.047		1.143	1.050	1.264	1.171	1.097	1.050	1.218	1.171

12.23. WWAN(PCE) Cell-on & Wi-Fi 2.4G Power State 6 & 802.15.4ab NB

RF Exposure conditions	Test Position	Standalone SAR (W/kg)					Σ 1-g SAR (W/kg)			
		1	2	3	4	5	1+2+4	1+2+5	1+3+4	1+3+5
		WWAN Cell-on Worst case	Wi-Fi 2.4G Pstate 6 ANT3	Wi-Fi 2.4G Pstate 6 ANT4	802.15.4ab NB ANT5	802.15.4ab NB ANT6				
Head	Left Cheek	0.998	0.088	0.394	0.000	0.010	1.086	1.096	1.392	1.401
	Left Tilt	0.759	0.088	0.366	0.000	0.006	0.847	0.854	1.125	1.131
	Right Cheek	0.989	0.088	0.366	0.000	0.021	1.077	1.099	1.355	1.376
	Right Tilt	0.978	0.088	0.366	0.000	0.005	1.067	1.072	1.344	1.350
Body-worn & Hotspot	Back	0.993	0.323	0.161	0.078	0.096	1.393	1.412	1.232	1.250
	Front	0.773	0.243	0.161	0.004	0.007	1.019	1.023	0.938	0.942
Hotspot	Edge Top	0.971		0.161		0.016	0.971	0.987	1.132	1.149
	Edge Right	0.998		0.350			0.998	0.998	1.348	1.348
	Edge Bottom	0.991	0.243		0.008		1.242	1.234	1.000	0.991
	Edge Left	0.988	0.374		0.007	0.028	1.369	1.390	0.995	1.016

12.24. WWAN(PCE) Cell-on & Wi-Fi 5G Power State 6 & BT & 802.15.4ab NB

RF Exposure conditions	Test Position	Standalone SAR (W/kg)							Σ 1-g SAR (W/kg)							
		1	2	3	4	5	6	7	1+2+4+6	1+2+4+7	1+3+4+6	1+3+4+7	1+2+5+6	1+2+5+7	1+3+5+6	1+3+5+7
		WWAN Cell-on Worst case	Wi-Fi 5G Pstate 6 ANT5	Wi-Fi 5G Pstate 6 ANT6	BT (P _{Low}) ANT3	BT (P _{Low}) ANT4	802.15.4ab NB ANT5	802.15.4ab NB ANT6								
Head	Left Cheek	0.998	0.084	0.253	0.028	0.094	0.000	0.010	1.110	1.120	1.279	1.288	1.176	1.185	1.344	1.354
	Left Tilt	0.759	0.000	0.242	0.028	0.094	0.000	0.006	0.787	0.793	1.028	1.035	0.853	0.859	1.094	1.101
	Right Cheek	0.989	0.000	0.182	0.028	0.094	0.000	0.021	1.017	1.038	1.179	1.201	1.083	1.104	1.245	1.266
	Right Tilt	0.978	0.000	0.162	0.028	0.094	0.000	0.005	1.006	1.012	1.169	1.174	1.072	1.077	1.234	1.240
Body-worn & Hotspot	Back	0.993	0.365	0.321	0.092	0.069	0.078	0.096	1.528	1.546	1.484	1.502	1.504	1.522	1.460	1.478
	Front	0.773	0.019	0.033	0.092	0.069	0.004	0.007	0.889	0.892	0.902	0.905	0.865	0.868	0.878	0.881
Hotspot	Edge Top	0.971		0.033		0.071		0.016	0.971	0.987	1.004	1.020	1.042	1.059	1.075	1.091
	Edge Right	0.998				0.071			0.998	0.998	0.998	0.998	1.069	1.069	1.069	1.069
	Edge Bottom	0.991	0.068		0.092		0.008		1.160	1.151	1.092	1.084	1.067	1.059	1.000	0.991
	Edge Left	0.988	0.050	0.145	0.092		0.007	0.028	1.137	1.158	1.233	1.254	1.045	1.066	1.140	1.161

12.25. WWAN(PCE) Cell-on & Wi-Fi 5G Power State 6 & 802.15.4 & 802.15.4ab NB

RF Exposure conditions	Test Position	Standalone SAR (W/kg)							Σ 1-g SAR (W/kg)							
		1 WWAN Cell-on Worst case	2 Wi-Fi 5G Pstate 6 ANT5	3 Wi-Fi 5G Pstate 6 ANT6	4 802.15.4 (P _{Low}) ANT3	5 802.15.4 (P _{Low}) ANT4	6 802.15.4ab NB ANT5	7 802.15.4ab NB ANT6	1+2+4+6	1+2+4+7	1+3+4+6	1+3+4+7	1+2+5+6	1+2+5+7	1+3+5+6	1+3+5+7
Head	Left Cheek	0.998	0.084	0.253	0.063	0.046	0.000	0.010	1.145	1.155	1.314	1.323	1.128	1.138	1.297	1.306
	Left Tilt	0.759	0.000	0.242	0.063	0.046	0.000	0.006	0.822	0.828	1.063	1.070	0.805	0.811	1.046	1.053
	Right Cheek	0.989	0.000	0.162	0.063	0.046	0.000	0.021	1.052	1.073	1.214	1.236	1.035	1.056	1.197	1.219
	Right Tilt	0.978	0.000	0.162	0.063	0.046	0.000	0.005	1.041	1.047	1.204	1.209	1.024	1.030	1.187	1.192
Body-worn & Hotspot	Back	0.993	0.365	0.321	0.044	0.081	0.078	0.096	1.480	1.498	1.436	1.454	1.517	1.535	1.473	1.491
	Front	0.773	0.019	0.033	0.047	0.081	0.004	0.007	0.843	0.846	0.856	0.859	0.878	0.881	0.891	0.894
Hotspot	Edge Top	0.971		0.033		0.081		0.016	0.971	0.987	1.004	1.020	1.052	1.069	1.085	1.101
	Edge Right	0.998				0.081			0.998	0.998	0.998	0.998	1.079	1.079	1.079	1.079
	Edge Bottom	0.991	0.068		0.047			0.008	1.114	1.106	1.046	1.038	1.067	1.059	1.000	0.991
	Edge Left	0.988	0.050	0.145	0.047			0.028	1.091	1.112	1.187	1.208	1.045	1.066	1.140	1.161

12.26. WWAN(CBE) Cell-on & BT & NB UNII & 802.15.4

RF Exposure conditions	Test Position	Standalone SAR (W/kg)							Σ 1-g SAR (W/kg)						
		1 WWAN Cell-on Worst case	2 BT (P _{High}) ANT3	3 BT (P _{High}) ANT4	4 NB UNII (P _{High}) ANT5	5 NB UNII (P _{High}) ANT6	6 802.15.4 (P _{High}) ANT3	7 802.15.4 (P _{High}) ANT4	1+2	1+3	1+4	1+5	1+6	1+7	
Head	Left Cheek	0.563	0.130	0.396	0.000	0.021	0.074	0.399	0.693	0.959	0.563	0.584	0.637	0.963	
	Left Tilt	0.318	0.130	0.396	0.000	0.019	0.074	0.399	0.448	0.713	0.318	0.337	0.392	0.717	
	Right Cheek	0.954	0.130	0.396	0.000	0.058	0.074	0.399	1.084	1.349	0.954	1.012	1.028	1.353	
	Right Tilt	0.495	0.130	0.396	0.000	0.022	0.074	0.399	0.625	0.891	0.495	0.517	0.569	0.894	
Body-worn & Hotspot	Back	0.864	0.341	0.348	0.364	0.356	0.226	0.326	1.205	1.211	1.227	1.220	1.090	1.190	
	Front	0.450	0.341	0.348	0.364	0.356	0.241	0.326	0.791	0.798	0.814	0.806	0.691	0.776	
Hotspot	Edge Top	0.257		0.367		0.356		0.326	0.257	0.624	0.257	0.613	0.257	0.583	
	Edge Right	0.980		0.367				0.326	0.980	1.347	0.980	0.980	0.980	1.307	
	Edge Bottom	0.280	0.341		0.364		0.241		0.621	0.280	0.644	0.280	0.521	0.280	
	Edge Left	0.877	0.341		0.364	0.356	0.241		1.219	0.877	1.241	1.233	1.118	0.877	

12.27. WWAN(CBE) Cell-on & BT & 802.15.4ab NB

RF Exposure conditions	Test Position	Standalone SAR (W/kg)					Σ 1-g SAR (W/kg)			
		1 WWAN Cell-on Worst case	2 BT (P _{High}) ANT3	3 BT (P _{High}) ANT4	4 802.15.4ab NB ANT5	5 802.15.4ab NB ANT6	1+2+4	1+2+5	1+3+4	1+3+5
Head	Left Cheek	0.563	0.130	0.396	0.000	0.010	0.693	0.703	0.959	0.968
	Left Tilt	0.318	0.130	0.396	0.000	0.006	0.448	0.454	0.714	0.720
	Right Cheek	0.954	0.130	0.396	0.000	0.021	1.084	1.105	1.350	1.371
	Right Tilt	0.495	0.130	0.396	0.000	0.005	0.625	0.630	0.891	0.896
Body-worn & Hotspot	Back	0.864	0.341	0.348	0.078	0.096	1.283	1.301	1.289	1.307
	Front	0.450	0.341	0.348	0.004	0.007	0.796	0.799	0.802	0.805
Hotspot	Edge Top	0.257		0.367		0.016	0.257	0.274	0.624	0.640
	Edge Right	0.980		0.367			0.980	0.980	1.347	1.347
	Edge Bottom	0.280	0.341		0.008		0.630	0.621	0.289	0.280
	Edge Left	0.877	0.341		0.007	0.028	1.226	1.247	0.885	0.906

12.28. WWAN(CBE) Cell-on & 802.15.4 & 802.15.4ab NB

RF Exposure conditions	Test Position	Standalone SAR (W/kg)					Σ 1-g SAR (W/kg)			
		1 WWAN Cell-on Worst case	2 802.15.4 (P _{High}) ANT3	3 802.15.4 (P _{High}) ANT4	4 802.15.4ab NB ANT5	5 802.15.4ab NB ANT6	1+2+4	1+2+5	1+3+4	1+3+5
Head	Left Cheek	0.563	0.074	0.399	0.000	0.010	0.637	0.647	0.637	0.647
	Left Tilt	0.318	0.074	0.399	0.000	0.006	0.392	0.398	0.392	0.398
	Right Cheek	0.954	0.074	0.399	0.000	0.021	1.028	1.049	1.028	1.049
	Right Tilt	0.495	0.074	0.399	0.000	0.005	0.569	0.574	0.569	0.574
Body-worn & Hotspot	Back	0.864	0.226	0.326	0.078	0.096	1.167	1.185	1.167	1.185
	Front	0.450	0.241	0.326	0.004	0.007	0.695	0.698	0.695	0.698
Hotspot	Edge Top	0.257		0.326		0.016	0.257	0.274	0.257	0.274
	Edge Right	0.980		0.326			0.980	0.980	0.980	0.980
	Edge Bottom	0.280	0.241		0.008		0.529	0.521	0.529	0.521
	Edge Left	0.877	0.241		0.007	0.028	1.125	1.146	1.125	1.146

12.29. WWAN(CBE) Cell-on & Wi-Fi 2.4G Power State 4 & NB UNII

RF Exposure conditions	Test Position	Standalone SAR (W/kg)					Σ 1-g SAR (W/kg)			
		1 WWAN Cell-on Worst case	2 Wi-Fi 2.4G Pstate 4 ANT3	3 Wi-Fi 2.4G Pstate 4 ANT4	4 NB UNII (P _{Low}) ANT5	5 NB UNII (P _{Low}) ANT6	1+2+4	1+2+5	1+3+4	1+3+5
Head	Left Cheek	0.563	0.111	0.496	0.000	0.021	0.674	0.695	1.059	1.080
	Left Tilt	0.318	0.111	0.461	0.000	0.019	0.429	0.448	0.779	0.798
	Right Cheek	0.954	0.111	0.461	0.000	0.058	1.065	1.123	1.415	1.473
	Right Tilt	0.495	0.111	0.461	0.000	0.022	0.606	0.628	0.956	0.978
Body-worn & Hotspot	Back	0.864	0.406	0.203	0.093	0.076	1.363	1.346	1.160	1.143
	Front	0.450	0.305	0.203	0.093	0.076	0.848	0.831	0.746	0.729
Hotspot	Edge Top	0.257		0.203		0.076	0.257	0.333	0.460	0.536
	Edge Right	0.980		0.440			0.980	0.980	1.421	1.421
	Edge Bottom	0.280	0.305		0.093		0.678	0.586	0.373	0.280
	Edge Left	0.877	0.471		0.093	0.076	1.441	1.424	0.970	0.953

12.30. WWAN(CBE) Cell-on & Wi-Fi 5G Power State 4 & BT & 802.15.4

RF Exposure conditions	Test Position	Standalone SAR (W/kg)							Σ 1-g SAR (W/kg)							
		1 WWAN Cell-on Worst case	2 Wi-Fi 5G Pstate 4 ANT5	3 Wi-Fi 5G Pstate 4 ANT6	4 BT (P _{Low}) ANT3	5 BT (P _{Low}) ANT4	6 802.15.4 (P _{Low}) ANT5	7 802.15.4 (P _{Low}) ANT6	1+2+4	1+2+5	1+3+4	1+3+5	1+2+6	1+2+7	1+3+6	1+3+7
Head	Left Cheek	0.563	0.106	0.284	0.028	0.094	0.063	0.046	0.697	0.763	0.875	0.941	0.732	0.715	0.910	0.893
	Left Tilt	0.318	0.000	0.271	0.028	0.094	0.063	0.046	0.346	0.412	0.617	0.683	0.381	0.364	0.652	0.635
	Right Cheek	0.954	0.000	0.182	0.028	0.094	0.063	0.046	0.982	1.048	1.164	1.230	1.017	1.000	1.199	1.182
	Right Tilt	0.495	0.000	0.182	0.028	0.094	0.063	0.046	0.523	0.589	0.705	0.771	0.558	0.541	0.740	0.723
Body-worn & Hotspot	Back	0.864	0.459	0.404	0.092	0.069	0.044	0.081	1.416	1.392	1.360	1.336	1.367	1.404	1.312	1.349
	Front	0.450	0.025	0.041	0.092	0.069	0.047	0.081	0.567	0.543	0.584	0.560	0.521	0.556	0.538	0.573
Hotspot	Edge Top	0.257		0.041		0.071		0.081	0.257	0.328	0.298	0.370	0.257	0.338	0.298	0.380
	Edge Right	0.980				0.071		0.081	0.980	1.052	0.980	1.052	0.980	1.062	0.980	1.062
	Edge Bottom	0.280	0.085		0.092		0.047		0.458	0.366	0.373	0.280	0.412	0.366	0.327	0.280
	Edge Left	0.877	0.062	0.183	0.092		0.047		1.032	0.940	1.153	1.061	0.986	0.940	1.107	1.061

12.31. WWAN(CBE) Cell-on & Wi-Fi 2.4G Power State 6 & 802.15.4ab NB

RF Exposure conditions	Test Position	Standalone SAR (W/kg)					Σ 1-g SAR (W/kg)			
		1 WWAN Cell-on Worst case	2 Wi-Fi 2.4G Pstate 6 ANT3	3 Wi-Fi 2.4G Pstate 6 ANT4	6 802.15.4ab NB ANT5	7 802.15.4ab NB ANT6	1+2+6	1+2+7	1+3+6	1+3+7
Head	Left Cheek	0.563	0.088	0.394	0.000	0.010	0.652	0.661	0.957	0.967
	Left Tilt	0.318	0.088	0.366	0.000	0.006	0.406	0.413	0.684	0.690
	Right Cheek	0.954	0.088	0.366	0.000	0.021	1.042	1.063	1.320	1.341
	Right Tilt	0.495	0.088	0.366	0.000	0.005	0.583	0.588	0.861	0.866
Body-worn & Hotspot	Back	0.864	0.323	0.161	0.078	0.096	1.264	1.282	1.103	1.121
	Front	0.450	0.243	0.161	0.004	0.007	0.697	0.700	0.616	0.619
Hotspot	Edge Top	0.257		0.161		0.016	0.257	0.274	0.419	0.435
	Edge Right	0.980		0.350			0.980	0.980	1.330	1.330
	Edge Bottom	0.280	0.243		0.008		0.531	0.523	0.289	0.280
	Edge Left	0.877	0.374		0.007	0.028	1.258	1.279	0.885	0.906

12.32. WWAN(CBE) Cell-on & Wi-Fi 5G Power State 6 & BT & 802.15.4ab NB

RF Exposure conditions	Test Position	Standalone SAR (W/kg)							Σ 1-g SAR (W/kg)							
		1 WWAN Cell-on Worst case	2 Wi-Fi 5G Pstate 6 ANT5	3 Wi-Fi 5G Pstate 6 ANT6	4 BT (P _{Low}) ANT3	5 BT (P _{Low}) ANT4	6 802.15.4ab NB ANT5	7 802.15.4ab NB ANT6	1+2+4+6	1+2+4+7	1+3+4+6	1+3+4+7	1+2+5+6	1+2+5+7	1+3+5+6	1+3+5+7
Head	Left Cheek	0.563	0.084	0.253	0.028	0.094	0.000	0.010	0.675	0.685	0.844	0.854	0.741	0.751	0.910	0.920
	Left Tilt	0.318	0.000	0.242	0.028	0.094	0.000	0.006	0.346	0.352	0.587	0.594	0.412	0.418	0.653	0.660
	Right Cheek	0.954	0.000	0.162	0.028	0.094	0.000	0.021	0.982	1.003	1.144	1.165	1.048	1.069	1.210	1.231
	Right Tilt	0.495	0.000	0.162	0.028	0.094	0.000	0.005	0.523	0.528	0.685	0.690	0.589	0.594	0.751	0.756
Body-worn & Hotspot	Back	0.864	0.365	0.321	0.092	0.069	0.078	0.096	1.399	1.417	1.355	1.373	1.375	1.393	1.331	1.349
	Front	0.450	0.019	0.033	0.092	0.069	0.004	0.007	0.566	0.570	0.580	0.583	0.542	0.546	0.556	0.559
Hotspot	Edge Top	0.257		0.033		0.071		0.016	0.257	0.274	0.290	0.306	0.328	0.345	0.361	0.377
	Edge Right	0.980				0.071			0.980	0.980	0.980	0.980	1.052	1.052	1.052	1.052
	Edge Bottom	0.280	0.068		0.092		0.008		0.449	0.440	0.381	0.373	0.356	0.348	0.289	0.280
	Edge Left	0.877	0.050	0.145	0.092		0.007	0.028	1.027	1.048	1.123	1.144	0.934	0.955	1.030	1.051

12.33. WWAN(CBE) Cell-on & Wi-Fi 5G Power State 6 & 802.15.4 & 802.15.4ab NB

RF Exposure conditions	Test Position	Standalone SAR (W/kg)							Σ 1-g SAR (W/kg)							
		1 WWAN Cell-on Worst case	2 Wi-Fi 5G Pstate 6 ANT5	3 Wi-Fi 5G Pstate 6 ANT6	4 802.15.4 (P _{low}) ANT3	5 802.15.4 (P _{low}) ANT4	6 802.15.4ab NB ANT5	7 802.15.4ab NB ANT6	1+2+4+6	1+2+4+7	1+3+4+6	1+3+4+7	1+2+5+6	1+2+5+7	1+3+5+6	1+3+5+7
Head	Left Cheek	0.563	0.084	0.253	0.063	0.046	0.000	0.010	0.711	0.720	0.879	0.889	0.694	0.703	0.862	0.872
	Left Tilt	0.318	0.000	0.242	0.063	0.046	0.000	0.006	0.381	0.387	0.622	0.629	0.364	0.370	0.605	0.612
	Right Cheek	0.954	0.000	0.162	0.063	0.046	0.000	0.021	1.017	1.038	1.179	1.200	1.000	1.021	1.162	1.183
	Right Tilt	0.495	0.000	0.162	0.063	0.046	0.000	0.005	0.558	0.563	0.720	0.725	0.541	0.546	0.703	0.708
Body-worn & Hotspot	Back	0.864	0.365	0.321	0.044	0.081	0.078	0.096	1.350	1.368	1.306	1.325	1.388	1.406	1.344	1.362
	Front	0.450	0.019	0.033	0.047	0.081	0.004	0.007	0.520	0.524	0.534	0.537	0.555	0.558	0.568	0.572
Hotspot	Edge Top	0.257		0.033		0.081		0.016	0.257	0.274	0.290	0.306	0.338	0.355	0.371	0.388
	Edge Right	0.980				0.081			0.980	0.980	0.980	0.980	1.062	1.062	1.062	1.062
	Edge Bottom	0.280	0.068		0.047			0.008	0.403	0.395	0.335	0.327	0.356	0.348	0.289	0.280
	Edge Left	0.877	0.050	0.145	0.047			0.007	0.981	1.002	1.077	1.098	0.934	0.955	1.030	1.051

12.34. MSS (TNE) Cell-on & Wi-Fi 6G & NFC

RF Exposure conditions	Test Position	Standalone SAR (W/kg)				Σ 10-g SAR (W/kg)	
		1 MSS Cell-on Worst case	2 Wi-Fi 6G ANT5	3 Wi-Fi 6G ANT6	4 NFC	1+2+4	1+3+4
Extremity	Back	2.396	0.132	0.104	0.001	2.529	2.501

Appendixes

Refer to separated files for the following appendixes.

Appendix A: SAR/PD Setup Photos

Appendix B: SAR/PD System Check Plots

Appendix C: SAR/PD Highest Test Plots

Appendix D: Tissue Ingredients

Appendix E: Probe Certificates

Appendix F: Dipole Certificates

Appendix G: LTE Down-Link CA

Appendix H: Wi-Fi Time-Averaged SAR

Appendix I: MSS Time-Averaged SAR

Appendix j: Power Reduction Validation

END OF REPORT