




## E Test Setup Photos




**Figure E-1 CMW Conducted power test measurement setup single port**




**Figure E-2 CMW Conducted power test measurement setup dual port to single Port to call processor, Antenna Switch case**




**Figure E-3 UXM Conducted power test measurement setup single port**



**Figure E-4 UXM Conducted power test measurement setup dual port**



**Figure E-5 DASY radiated power mmW test measurement setup**



**Figure E-6 Radiated power mmW test measurement setup**

\