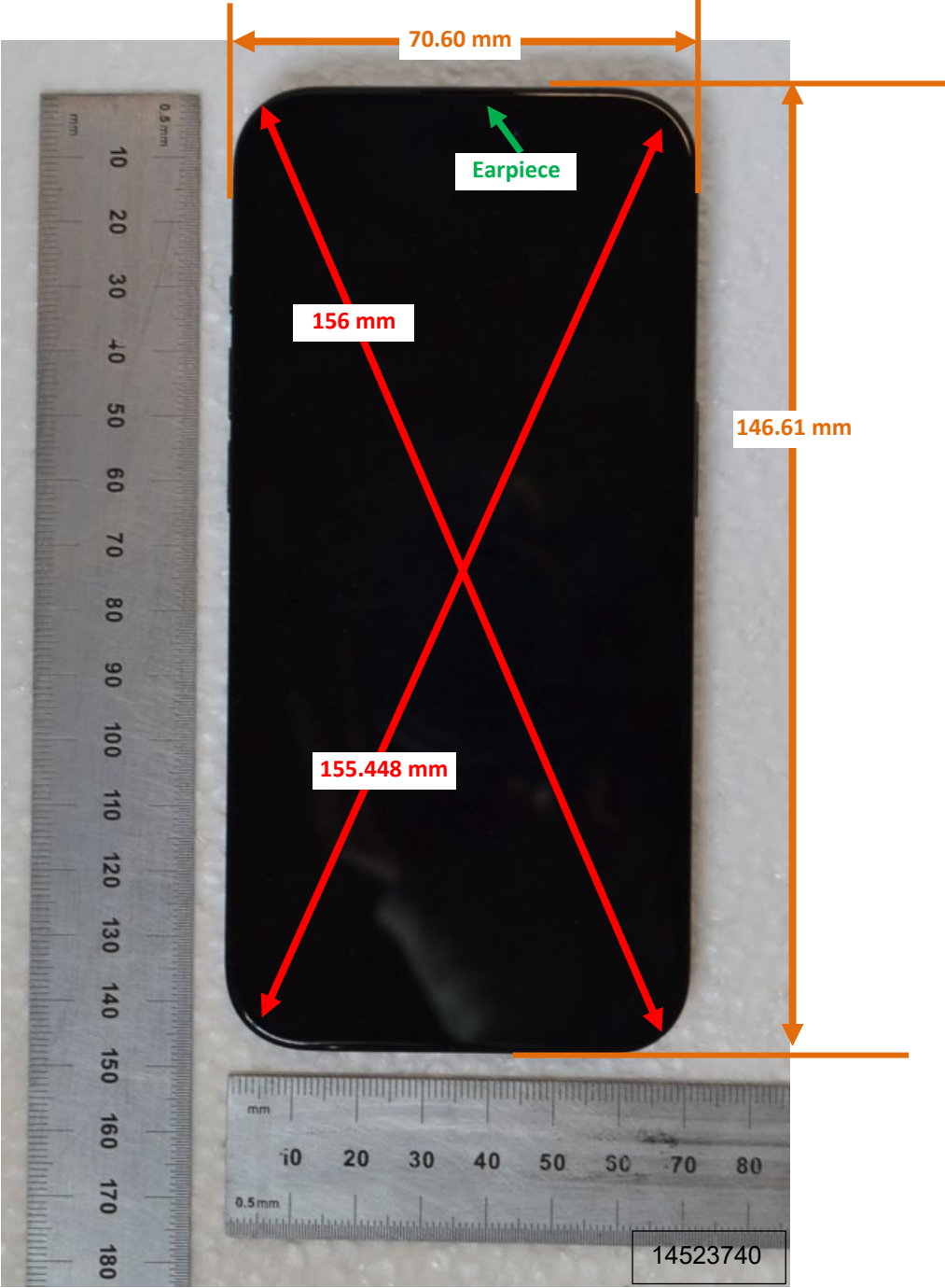


DUT and SAR Set-up Photos

Photograph 1: Overall Dimensions



Photograph 2: Front View of the DUT



Photograph 3: Back View of the DUT



Setup Photos

Photograph 4: Handset Vertical and Horizontal Reference Lines

Vertical
Center Line




Horizontal
Line

14523740

Head Exposure Conditions

Photograph 5: Head, Left Cheek, 0 mm



Photograph 6: Head, Left Tilt (15°), 0 mm



Photograph 7: Head, Right Cheek, 0 mm




Photograph 8: Head, Right Tilt (15°), 0 mm




Body-worn Accessory & Hotspot mode Exposure Conditions

Photograph 9: Body & Hotspot, Back, 5 mm



Photograph 10: Body & Hotspot, Front, 5 mm




Photograph 11: Body & Hotspot, Back, 25 mm




Hotspot Exposure Conditions


Photograph 12: Hotspot, Edge Top, 5 mm




Photograph 13: Hotspot, Edge Right, 5 mm




Photograph 14: Hotspot, Edge Bottom, 5 mm



Photograph 15: Hotspot, Edge Left, 5 mm



Photograph 16: Hotspot, Edge Bottom, 25 mm



Antenna Dimensions & Separation Distances

