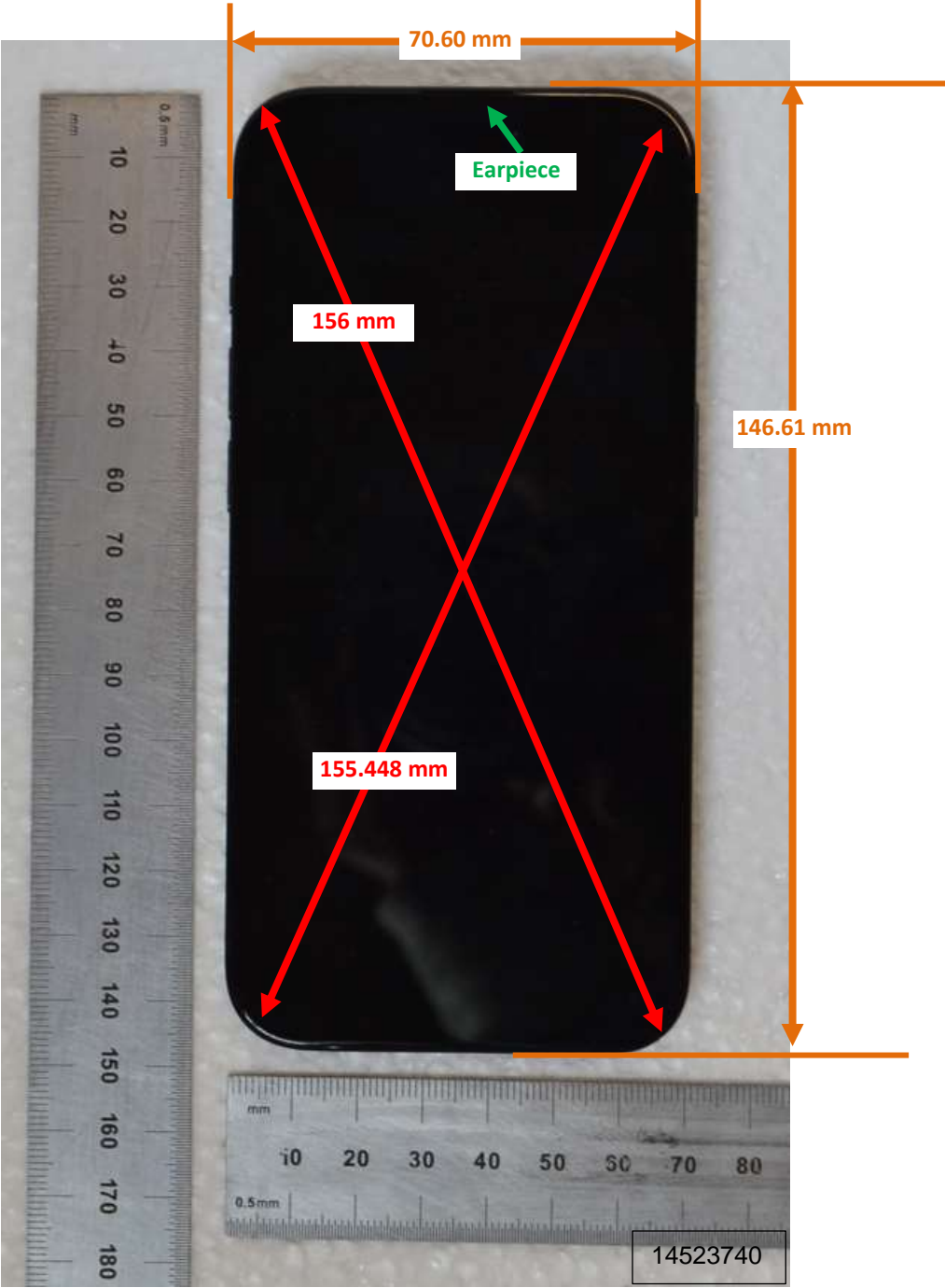


DUT and SAR Set-up Photos

Photograph 1: Overall Dimensions



Photograph 2: Front View of the DUT



Photograph 3: Back View of the DUT

14523740



14523740

Photograph 4: Front View of the DUT with Battery Pack



Photograph 5: Back View of the DUT with Battery Pack



Setup Photos

Photograph 6: Handset Vertical and Horizontal Reference Lines

Vertical
Center Line




Horizontal
Line


14523740

Head Exposure Conditions

Photograph 7: Head, Left Cheek, 0 mm



Photograph 8: Head, Left Tilt (15°), 0 mm



Photograph 9: Head, Right Cheek, 0 mm

14523740




Photograph 10: Head, Right Tilt (15°), 0 mm

14523740




Power Density Test Setup

Photograph 11: Edge Right with Battery Pack



Photograph 12: Edge Right with Battery Pack - Side View



Antenna Dimensions & Separation Distances

