



SAR EVALUATION REPORT

IEEE Std 1528-2013

For
SMARTPHONE

FCC ID: BCG-E8435A
Model Name: A2848

Report Number: 14523740-S1V7
Issue Date: 8/23/2023

Prepared for
APPLE INC.
1 APPLE PARK WAY
CUPERTINO, CA 95014-2084

Prepared by
UL VERIFICATION SERVICES INC.
47173 BENICIA STREET
FREMONT, CA 94538, U.S.A.
TEL: (510) 319-4000
FAX: (510) 661-0888



Revision History

| Rev. | Date | Revisions | Revised By |
|------|-----------|---|-----------------|
| V1 | 7/21/2023 | Initial Issue | -- |
| V2 | 7/26/2023 | 1. Updated §10.43. with the correct <i>Power Mode</i> | Nathan Sousa |
| V3 | 8/2/2023 | Removed 5G NR n79 | Devin Chang |
| V4 | 8/3/2023 | Section 9.11: Updated Typo. | Devin Chang |
| V5 | 8/9/2023 | Section 9.9: Updated Power Table. | Devin Chang |
| V6 | 8/17/2023 | Sections 6 & 9: Updated Note | Coltyce Sanders |
| V7 | 8/23/2023 | Section 4.3: Updated Test Equipment Section 8.1 & 8.2: Updated table Section 10.46: Added Table Appendix A: Added test configuration. Appendix B & C: Added plots Appendix F: Added Dipole | Coltyce Sanders |

Table of Contents

| | | |
|-----------|---|-----------|
| 1. | Attestation of Test Results | 7 |
| 2. | Test Specification, Methods and Procedures | 8 |
| 3. | Facilities and Accreditation | 9 |
| 4. | SAR Measurement System & Test Equipment | 10 |
| 4.1. | <i>SAR Measurement System</i> | 10 |
| 4.2. | <i>SAR Scan Procedures</i> | 11 |
| 4.3. | <i>Test Equipment</i> | 13 |
| 5. | Measurement Uncertainty | 17 |
| 6. | Device Under Test (DUT) Information | 18 |
| 6.1. | <i>DUT Description</i> | 18 |
| 6.2. | <i>Wireless Technologies</i> | 19 |
| 6.3. | <i>General LTE SAR Test and Reporting Considerations</i> | 21 |
| 6.4. | <i>LTE (TDD) Considerations</i> | 24 |
| 6.5. | <i>General 5G NR(FR1) SAR Test and Reporting Considerations</i> | 25 |
| 6.6. | <i>Time-Average Feature</i> | 27 |
| 7. | RF Exposure Conditions (Test Configurations) | 28 |
| 8. | Dielectric Property Measurements & System Check | 29 |
| 8.1. | <i>Dielectric Property Measurements</i> | 29 |
| 8.2. | <i>System Check</i> | 44 |
| 9. | Conducted Output Power Measurements | 49 |
| 9.1. | <i>GSM</i> | 49 |
| 9.2. | <i>W-CDMA</i> | 52 |
| 9.3. | <i>LTE</i> | 63 |
| 9.4. | <i>LTE Up-Link Carrier Aggregation</i> | 153 |
| 9.5. | <i>LTE Down-Link Carrier Aggregation</i> | 158 |
| 9.6. | <i>5G NR(FR1)</i> | 159 |
| 9.7. | <i>Wi-Fi 2.4GHz (DTS Band)</i> | 188 |
| 9.8. | <i>Wi-Fi 5GHz (U-NII 1-3 Bands)</i> | 191 |
| 9.9. | <i>Wi-Fi 6E (U-NII 5-8 Bands)</i> | 195 |
| 9.10. | <i>Bluetooth</i> | 201 |
| 9.11. | <i>NB UNII</i> | 204 |
| 9.12. | <i>MSS (Mobile Satellite Service)</i> | 207 |
| 9.13. | <i>802.15.4</i> | 208 |
| 9.14. | <i>802.15.4ab NB</i> | 210 |

10. Measured and Reported (Scaled) SAR Results..... 211

10.1. GSM850..... 213

10.2. GSM1900..... 213

10.3. W-CDMA Band II 214

10.4. W-CDMA Band IV 215

10.5. W-CDMA Band V..... 215

10.6. LTE Band 5 (10MHz Bandwidth)..... 216

10.7. LTE Band 7 (20MHz Bandwidth)..... 217

10.8. LTE Band 12 (10MHz Bandwidth)..... 219

10.9. LTE Band 13 (10MHz Bandwidth)..... 220

10.10. LTE Band 14 (10MHz Bandwidth)..... 221

10.11. LTE Band 25 (20MHz Bandwidth)..... 222

10.12. LTE Band 26 (10MHz Bandwidth)..... 223

10.13. LTE Band 30 (10MHz Bandwidth)..... 224

10.14. LTE Band 41 PC3 (20MHz Bandwidth)..... 225

10.15. LTE Band 41 PC2 (20MHz Bandwidth)..... 228

10.16. LTE Band 48 (20MHz Bandwidth)..... 229

10.17. LTE Band 53 (10MHz Bandwidth)..... 230

10.18. LTE Band 66 (20MHz Bandwidth)..... 231

10.19. LTE Band 71 (20MHz Bandwidth)..... 232

10.20. NR Band n5 (20MHz Bandwidth) 233

10.21. NR Band n7 (40MHz Bandwidth) 234

10.22. NR Band n12 (15MHz Bandwidth) 235

10.23. NR Band n14 (10MHz Bandwidth) 236

10.24. NR Band n25 (40MHz Bandwidth) 237

10.25. NR Band n26 (20MHz Bandwidth) 238

10.26. NR Band n30 (10MHz Bandwidth) 239

10.27. NR Band n41 PC3 (100MHz Bandwidth) 240

10.28. NR Band n41 PC2 (100MHz Bandwidth) 241

10.29. NR Band n48 (100MHz Bandwidth) 242

10.30. NR Band n53 (10MHz Bandwidth) 243

10.31. NR Band n66 (40MHz Bandwidth) 244

10.32. NR Band n70 (15MHz Bandwidth) 245

10.33. NR Band n71 (20MHz Bandwidth) 246

10.34. NR Band n77 (Block A) PC3 (100MHz Bandwidth) 247

10.35. NR Band n77 (Block C) PC3 (100MHz Bandwidth) 248

10.36. NR Band n77 PC2 (100MHz Bandwidth) 249

10.37. Wi-Fi (DTS Band)..... 250

10.38. Wi-Fi (U-NII 1-3 Bands)..... 252

10.39. Wi-Fi 6E (U-NII 5-8 Bands) 257

10.40. Bluetooth 2.4GHz..... 258

10.41. NB UNII..... 260

10.42. MSS (Mobile Satellite Service)..... 263

10.43. 802.15.4 264

10.44. 802.15.4ab - NB 266

10.45. NFC..... 266

10.46. SAR Results at 25 mm..... 266

11. SAR Measurement Variability 267

12. Simultaneous Transmission Conditions..... 268

12.1. WWAN Cell-off & Wi-Fi 2.4G Power State 1 & NB UNII..... 270

12.2. WWAN Cell-off & Wi-Fi 5G Power State 1 & BT & 802.15.4..... 270

12.3. WWAN Cell-off & Wi-Fi 2.4G Power State 2 & 802.15.4ab NB..... 270

12.4. WWAN Cell-off & Wi-Fi 5G Power State 2 & BT & 802.15.4ab NB..... 270

12.5. WWAN Cell-off & Wi-Fi 5G Power State 2 & 802.15.4 & 802.15.4ab NB 271

12.6. WWAN Cell-off & Wi-Fi 2.4G Power State 3 & NB UNII..... 271

12.7. WWAN Cell-off & Wi-Fi 5G Power State 3 & BT & 802.15.4..... 271

12.8. WWAN Cell-off & Wi-Fi 5G Power State 5 & BT & 802.15.4ab NB..... 271

12.9. WWAN Cell-off & Wi-Fi 5G Power State 5 & 802.15.4 & 802.15.4ab NB 271

12.10. WWAN(TNE) Cell-on & BT & NB UNII & 802.15.4..... 272

12.11. WWAN(TNE) Cell-on & BT & 802.15.4ab NB 272

12.12. WWAN(TNE) Cell-on & Wi-Fi 2.4G Power State 4 & NB UNII..... 273

12.13. WWAN(TNE) Cell-on & Wi-Fi 5G Power State 4 & BT & 802.15.4 273

12.14. WWAN(TNE) Cell-on & Wi-Fi 2.4G Power State 6 & 802.15.4ab NB 274

12.15. WWAN(TNE) Cell-on & Wi-Fi 5G Power State 6 & BT & 802.15.4ab NB 274

12.16. WWAN(TNE) Cell-on & Wi-Fi 5G Power State 6 & 802.15.4 & 802.15.4ab NB..... 275

12.17. WWAN(PCE) Cell-on & BT & NB UNII & 802.15.4 276

12.18. WWAN(PCE) Cell-on & BT & 802.15.4ab NB..... 277

12.19. WWAN(PCE) Cell-on & 802.15.4 & 802.15.4ab NB 279

12.20. WWAN(PCE) Cell-on & Wi-Fi 2.4G Power State 4 & NB UNII..... 281

12.21. WWAN(PCE) Cell-on & Wi-Fi 5G Power State 4 & BT & 802.15.4..... 283

12.22. WWAN(PCE) Cell-on & Wi-Fi 2.4G Power State 6 & 802.15.4ab NB..... 284

12.23. WWAN(PCE) Cell-on & Wi-Fi 5G Power State 6 & BT & 802.15.4ab NB 286

12.24. WWAN(PCE) Cell-on & Wi-Fi 5G Power State 6 & 802.15.4 & 802.15.4ab NB..... 287

12.25. WWAN(CBE) Cell-on & BT & NB UNII & 802.15.4 288

| | | |
|-------------------------|--|------------|
| 12.26. | WWAN(CBE) <i>Cell-on</i> & BT & 802.15.4ab NB..... | 289 |
| 12.27. | WWAN(CBE) <i>Cell-on</i> & BT & 802.15.4ab NB..... | 290 |
| 12.28. | WWAN(CBE) <i>Cell-on</i> & Wi-Fi 2.4G <i>Power State 4</i> & NB UNII..... | 291 |
| 12.29. | WWAN(CBE) <i>Cell-on</i> & Wi-Fi 5G <i>Power State 4</i> & BT & 802.15.4..... | 292 |
| 12.30. | WWAN(CBE) <i>Cell-on</i> & Wi-Fi 2.4G <i>Power State 6</i> & 802.15.4ab NB..... | 293 |
| 12.31. | WWAN(CBE) <i>Cell-on</i> & Wi-Fi 5G <i>Power State 6</i> & BT & 802.15.4ab NB..... | 294 |
| 12.32. | WWAN(CBE) <i>Cell-on</i> & Wi-Fi 5G <i>Power State 6</i> & 802.15.4 & 802.15.4ab NB..... | 295 |
| Appendixes | | 296 |
| | <i>Appendix A: SAR Setup Photos</i> | 296 |
| | <i>Appendix B: SAR System Check Plots</i> | 296 |
| | <i>Appendix C: SAR Highest Test Plots</i> | 296 |
| | <i>Appendix D: SAR Tissue Ingredients</i> | 296 |
| | <i>Appendix E: SAR Probe Certificates</i> | 296 |
| | <i>Appendix F: SAR Dipole Certificates</i> | 296 |
| | <i>Appendix G: LTE Down-Link CA</i> | 296 |
| | <i>Appendix H: Body Detect Validation</i> | 296 |
| | <i>Appendix I: Wi-Fi Time-Averaged SAR</i> | 296 |
| | <i>Appendix J: MSS Time-Averaged SAR</i> | 296 |

1. Attestation of Test Results



| | | | | | | | | |
|---|-----------|--|-------|-------|--|-------|-------|-------|
| Applicant Name | | APPLE INC. | | | | | | |
| FCC ID | | BCG-E8435A | | | | | | |
| Model Name | | A2848 | | | | | | |
| Applicable Standards | | Published RF exposure KDB procedures IEEE Std 1528-2013 | | | | | | |
| Exposure Category | | SAR Limits (W/Kg) | | | | | | |
| | | Peak spatial-average (1g of tissue) | | | Extremities (hands, wrists, ankles, etc.) (10g of tissue) | | | |
| General population / Uncontrolled exposure | | 1.6 | | | 4 | | | |
| RF Exposure Conditions | | <u>Equipment Class</u> - Highest Reported SAR (W/kg) | | | | | | |
| | | TNE | PCE | CBE | DTS | NII | DSS | DXX |
| Head | | 0.840 | 0.948 | 0.939 | 1.139 | 1.099 | 0.635 | N/A |
| Body-worn (Dist.= 5 mm) | | 0.915 | 0.949 | 0.948 | 1.116 | 1.159 | 0.759 | N/A |
| Hotspot (Dist.= 5 mm) | | 0.915 | 0.950 | 0.948 | 1.118 | 1.159 | 0.759 | N/A |
| Extremities (Dist.= 0 mm) | | N/A | N/A | N/A | N/A | N/A | N/A | 0.005 |
| Simultaneous TX | Head | 1.246 | 1.404 | 1.345 | 1.338 | 1.404 | 1.404 | N/A |
| | Body-worn | 1.469 | 1.502 | 1.502 | 1.511 | 1.555 | 1.555 | N/A |
| | Hotspot | 1.469 | 1.502 | 1.502 | 1.511 | 1.555 | 1.555 | N/A |
| Date Tested | | 5/24/2023 to 8/23/2023 | | | | | | |
| Test Results | | Pass | | | | | | |

UL Verification Services Inc. tested the above equipment in accordance with the requirements set forth in the above standards. The test results show that the equipment tested can demonstrate compliance with the requirements as documented in this report.

This report contains data provided by the customer which can impact the validity of results. UL Verification Services Inc. is only responsible for the validity of results after the integration of the data provided by the customer.

The results documented in this report apply only to the tested sample, under the conditions and modes of operation as described herein. It is the manufacturer's responsibility to assure that additional production units of this model are manufactured with identical electrical and mechanical components. All samples tested were in good operating condition throughout the entire test program. Measurement Uncertainties are published for informational purposes only and were not considered unless noted otherwise.

This document may not be altered or revised in any way unless done so by UL Verification Services Inc. and all revisions are noted in the revisions section. Any alteration of this document not carried out by UL Verification Services Inc. will constitute fraud and shall nullify the document. This report must not be used by the client to claim product certification, approval, or endorsement by A2LA, NIST, or any agency of the U.S. Government, or any agency of the U.S. government.

| | |
|--|--|
| Approved & Released By:  | Prepared By:  |
| Devin Chang Senior Test Engineer UL Verification Services Inc. | AJ Newcomer Laboratory Engineer UL Verification Services Inc. |

2. Test Specification, Methods and Procedures

The tests documented in this report were performed in accordance with FCC 47 CFR § 2.1093, IEEE Std 1528-2013, the following FCC Published RF exposure [KDB](#) procedures:

- 248227 D01 802.11 Wi-Fi SAR v02r02
- 447498 D01 General RF Exposure Guidance v06
- 447498 D03 Supplement C Cross-Reference v01
- 648474 D04 Handset SAR v01r03
- 865664 D01 SAR measurement 100 MHz to 6 GHz v01r04
- 865664 D02 RF Exposure Reporting v01r02
- 941225 D01 3G SAR Procedures v03r01
- 941225 D05 SAR for LTE Devices v02r05
- 941225 D05A LTE Rel.10 KDB Inquiry Sheet v01r02
- 941225 D06 Hotspot Mode v02r01

In addition to the above, the following information was used:

- **TCB workshop** October 2014; RF Exposure Procedures (Other LTE Considerations)
- **TCB workshop** April 2015; RF Exposure Procedures (Overlapping LTE Bands)
- **TCB workshop** October 2015; RF Exposure Procedures (KDB 941225 D05A)
- **TCB workshop** April 2016; RF Exposure Procedures (LTE Carrier Aggregation for DL)
- **TCB workshop** October 2016; RF Exposure Procedures (LTE Carrier Aggregation for UL)
- **TCB workshop** October 2016; RF Exposure Procedures (Bluetooth Duty Factor)
- **TCB workshop** October 2016; RF Exposure Procedures (DUT Holder Perturbations)
- **TCB workshop** May 2017; RF Exposure Procedures (Broadband Liquid Above 3 GHz)
- **TCB workshop** May 2017; RF Exposure Procedures (LTE Band 41 Power Class 2)
- **TCB workshop** November 2017; RF Exposure Procedures (LTE UL/DL Carrier Aggregation SAR)
- **TCB workshop** April 2018; RF Exposure Procedures (LTE DL CA SAR Test Exclusion)
- **TCB workshop** October 2018; RF Exposure Procedures (LTE Inter-Band Uplink Carrier Aggregation – Interim Procedures)
- **TCB workshop** April 2019; RF Exposure Procedures (802.11ax SAR Testing)
- **TCB workshop** November 2019; RF Exposure Policy Updates (5G NR FR1 NSA EN-DCUE SAR Evaluations)
- **TCB workshop** October 2020; 5G and RF Exposure Procedures (U-NII 6-7 GHz SAR Testing)
- **TCB workshop** April 2021; RF Exposure Procedures (Remarks on Test Reductions via Data Referencing for Closely Related Products)

3. Facilities and Accreditation

The test sites and measurement facilities used to collect data are located at

| | |
|----------------------|----------------------|
| 47173 Benicia Street | 47266 Benicia Street |
| SAR Labs A to I | SAR Labs 1 to 19 |

UL Verification Services Inc. is accredited by A2LA, Certificate Number 0751.05

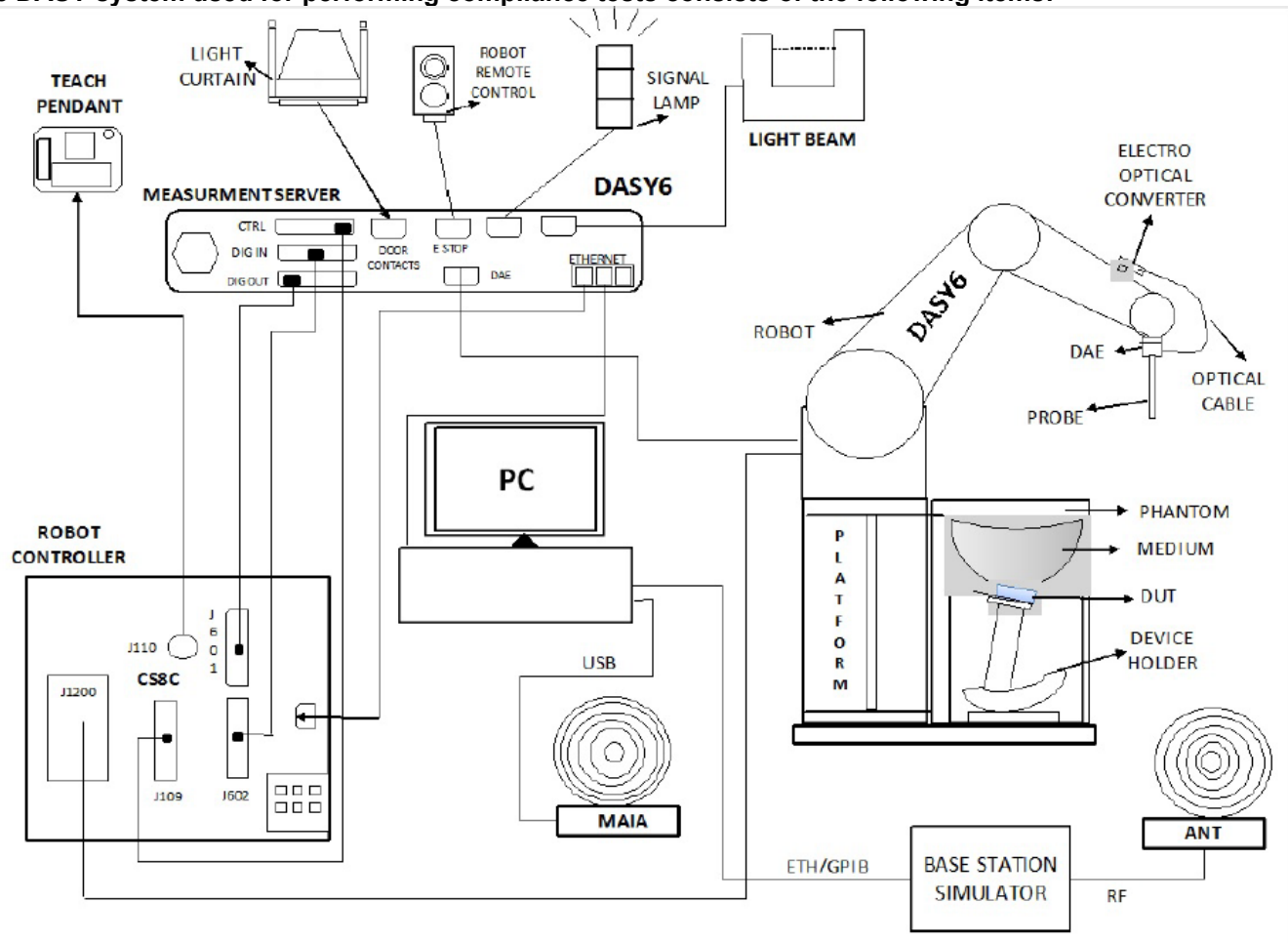
The Test Lab Conformity Assessment Body Identifier (CABID)

| Location | CABID | Company Number |
|--|--------|----------------|
| 47173 Benicia Street, Fremont, CA, 94538 UNITED STATES | US0104 | 2324A |
| 47266 Benicia Street, Fremont, CA, 94538 UNITED STATES | | 22541 |

4. SAR Measurement System & Test Equipment

4.1. SAR Measurement System

The DASY system used for performing compliance tests consists of the following items:



- A standard high precision 6-axis robot with controller, teach pendant and software. An arm extension for accommodating the data acquisition electronics (DAE).
- An isotropic Field probe optimized and calibrated for the targeted measurement.
- A data acquisition electronics (DAE) which performs the signal amplification, signal multiplexing, AD-conversion, offset measurements, mechanical surface detection, collision detection, etc. The unit is battery powered with standard or rechargeable batteries. The signal is optically transmitted to the EOC.
- The Electro-optical converter (EOC) performs the conversion from optical to electrical signals for the digital communication to the DAE. To use optical surface detection, a special version of the EOC is required. The EOC signal is transmitted to the measurement server.
- The function of the measurement server is to perform the time critical tasks such as signal filtering, control of the robot operation and fast movement interrupts.
- The Light Beam used is for probe alignment. This improves the (absolute) accuracy of the probe positioning.
- A computer running Win10 and the DASY6/8¹ software.
- Remote control and teach pendant as well as additional circuitry for robot safety such as warning lamps, etc.
- The phantom, the device holder, and other accessories according to the targeted measurement.

¹ DASY6/8 software used: DASY6.16.2 or DASY8.16.2 and older generations.

4.2. SAR Scan Procedures

Step 1: Power Reference Measurement

The Power Reference Measurement and Power Drift Measurements are for monitoring the power drift of the device under test in the batch process. The minimum distance of probe sensors to surface determines the closest measurement point to phantom surface. The minimum distance of probe sensors to surface is 2.1 mm. This distance cannot be smaller than the distance of sensor calibration points to probe tip as defined in the probe properties.

Step 2: Area Scan

The Area Scan is used as a fast scan in two dimensions to find the area of high field values, before doing a fine measurement around the hot spot. The sophisticated interpolation routines implemented in DASY software can find the maximum locations even in relatively coarse grids. When an Area Scan has measured all reachable points, it computes the field maximal found in the scanned area, within a range of the global maximum. The range (in dB) is specified in the standards for compliance testing. For example, a 2 dB range is required in IEC/IEEE 62209-1528, whereby 3 dB is a requirement when compliance is assessed in accordance with the ARIB standard (Japan). If only one Zoom Scan follows the Area Scan, then only the absolute maximum will be taken as reference. For cases where multiple maximums are detected, the number of Zoom Scans has to be increased accordingly.

Area Scan Parameters extracted from KDB 865664 D01 SAR Measurement 100 MHz to 6 GHz

| | ≤ 3 GHz | > 3 GHz |
|--|---|--|
| Maximum distance from closest measurement point (geometric center of probe sensors) to phantom surface | 5 ± 1 mm | $\frac{1}{2} \cdot \delta \cdot \ln(2) \pm 0.5$ mm |
| Maximum probe angle from probe axis to phantom surface normal at the measurement location | 30° ± 1° | 20° ± 1° |
| Maximum area scan spatial resolution: Δx_{Area} , Δy_{Area} | ≤ 2 GHz: ≤ 15 mm 2 – 3 GHz: ≤ 12 mm | 3 – 4 GHz: ≤ 12 mm 4 – 6 GHz: ≤ 10 mm |
| | When the x or y dimension of the test device, in the measurement plane orientation, is smaller than the above, the measurement resolution must be ≤ the corresponding x or y dimension of the test device with at least one measurement point on the test device. | |

Step 3: Zoom Scan

Zoom Scans are used to assess the peak spatial SAR values within a cubic averaging volume containing 1 g and 10 g of simulated tissue. The Zoom Scan measures points (refer to table below) within a cube whose base faces are centered on the maxima found in a preceding area scan job within the same procedure. When the measurement is done, the Zoom Scan evaluates the averaged SAR for 1 g and 10 g and displays these values next to the job's label.

Zoom Scan Parameters extracted from KDB 865664 D01 SAR Measurement 100 MHz to 6 GHz

| | | ≤ 3 GHz | > 3 GHz |
|--|------------------------------------|--|---|
| Maximum zoom scan spatial resolution: $\Delta x_{Zoom}, \Delta y_{Zoom}$ | | ≤ 2 GHz: ≤ 8 mm $2 - 3$ GHz: ≤ 5 mm* | $3 - 4$ GHz: ≤ 5 mm* $4 - 6$ GHz: ≤ 4 mm* |
| Maximum zoom scan spatial resolution, normal to phantom surface | uniform grid: $\Delta z_{Zoom}(n)$ | ≤ 5 mm | $3 - 4$ GHz: ≤ 4 mm $4 - 5$ GHz: ≤ 3 mm $5 - 6$ GHz: ≤ 2 mm |
| | graded grid | $\Delta z_{Zoom}(1)$: between 1 st two points closest to phantom surface | ≤ 4 mm $3 - 4$ GHz: ≤ 3 mm $4 - 5$ GHz: ≤ 2.5 mm $5 - 6$ GHz: ≤ 2 mm |
| | | $\Delta z_{Zoom}(n>1)$: between subsequent points | $\leq 1.5 \cdot \Delta z_{Zoom}(n-1)$ |
| Minimum zoom scan volume | x, y, z | ≥ 30 mm | $3 - 4$ GHz: ≥ 28 mm $4 - 5$ GHz: ≥ 25 mm $5 - 6$ GHz: ≥ 22 mm |
| Note: δ is the penetration depth of a plane-wave at normal incidence to the tissue medium; see draft standard IEEE P1528-2011 for details. * When zoom scan is required and the <i>reported</i> SAR from the <i>area scan based 1-g SAR estimation</i> procedures of KDB 447498 is ≤ 1.4 W/kg, ≤ 8 mm, ≤ 7 mm and ≤ 5 mm zoom scan resolution may be applied, respectively, for 2 GHz to 3 GHz, 3 GHz to 4 GHz and 4 GHz to 6 GHz. | | | |

Step 4: Power drift measurement

The Power Drift Measurement measures the field at the same location as the most recent power reference measurement within the same procedure, and with the same settings. The Power Drift Measurement gives the field difference in dB from the reading conducted within the last Power Reference Measurement. This allows a user to monitor the power drift of the device under test within a batch process. The measurement procedure is the same as Step 1.

4.3. Test Equipment

The measuring equipment used to perform the tests documented in this report has been calibrated in accordance with the manufacturers' recommendations and is traceable to recognized national standards.

Dielectric Property Measurements

| Name of Equipment | Manufacturer | Type/Model | Serial No. | Cal. Due Date |
|-------------------------|----------------------|-------------------|---------------|---------------|
| Vector Network Analyzer | ROHDE & SCHWARZ | ZNLE6 | 101274-mn | 2/19/2024 |
| Dielectric Probe kit | SPEAG | DAK-3.5 | 1103 | 2/28/2024 |
| Shorting Block | SPEAG | DAK-1.2/3.5 Short | SM DAK 200 BA | 2/28/2024 |
| Thermometer | Fisher Scientific | Traceable | 122529162 | 8/9/2023 |
| Vector Network Analyzer | ROHDE & SCHWARZ | ZNLE6 | 101273-VA | 2/19/2024 |
| Dielectric Probe kit | SPEAG | DAK-3.5 | 1082 | 9/19/2023 |
| Dielectric Probe kit | SPEAG | DAK-12 | 1128 | 1/16/2024 |
| Shorting Block | SPEAG | DAK-1.2/3.5 Short | SM DAK 200 BA | 9/19/2023 |
| Shorting Block | SPEAG | DAK-12 Short | SM DAK 220 AC | 1/16/2024 |
| Thermometer | Fisher Scientific | Traceable | 140493798 | 4/30/2024 |
| Vector Network Analyzer | Copper Mountain Tech | R140N | 21130078 | 4/30/2024 |
| Dielectric Probe kit | SPEAG | DAK-3.5 | 1087 | 11/17/2023 |
| Shorting Block | SPEAG | DAK-1.2/3.5 Short | SM DAK 200 BA | 11/17/2023 |
| Thermometer | Fisher Scientific | Traceable | 170064398 | 4/10/2024 |

System Check

| Name of Equipment | Manufacturer | Type/Model | Serial No. | Cal. Due Date |
|-----------------------------|--------------|------------------------|------------|---------------|
| MXG Analog Signal Generator | Agilent | N5181A | MY50140610 | 1/31/2024 |
| Power Meter | HP | 437B | 3125U11364 | 1/31/2024 |
| Power Meter | HP | 437B | 3125U11347 | 1/31/2024 |
| Power Sensor | HP | 8481A | 3318A92374 | 1/31/2024 |
| Power Sensor | HP | 8481A | 1926A27049 | 1/31/2024 |
| Amplifier | Miteq | AMF-4D-00400600-50-30P | 1795093 | N/A |
| Bi-directional coupler | Werlatone | C8060-102 | 2711 | N/A |
| DC Power Supply | Sorensen | XT 15-4 | 1802A01877 | N/A |
| MXG Analog Signal Generator | Agilent | N5181A | MY50140630 | 1/31/2024 |
| Power Meter | Keysight | N1912A | MY55196004 | 1/31/2024 |
| Power Sensor | Agilent | N1921A | MY53260010 | 1/31/2024 |
| Power Sensor | Agilent | N1921A | MY52260009 | 1/31/2024 |
| Amplifier | Miteq | AMF-4D-00400600-50-30P | 1795092 | N/A |
| Bi-directional coupler | Werlatone | C8060-102 | 2149 | N/A |
| DC Power Supply | Sorensen | XT 15-4 | PRE0178948 | N/A |
| Signal Generator | R&S | SMB 100A | 171706 | 2/29/2024 |
| Power Meter | Keysight | N1912A | MY55196007 | 1/31/2024 |
| Power Sensor | Agilent | N1921A | MY53020038 | 1/31/2024 |
| Power Sensor | R&S | NRP18A | 171503 | 2/29/2024 |
| Bi-directional coupler | Werlatone | C8060-102 | 4054 | N/A |
| Signal Generator | R&S | SMB 100A | 171705 | 2/29/2024 |
| Power Meter | HP | 437B | 3125U09248 | 1/31/2024 |
| Power Sensor | HP | 8481A | 2237A31744 | 1/31/2024 |
| Power Sensor | R&S | NRP8S | 199180 | 2/29/2024 |
| Bi-directional coupler | Werlatone | C8060-102 | 2710 | N/A |
| Signal Generator | R&S | SMB 100A | 171705 | 2/29/2024 |
| Power Meter | HP | 437B | 3125U09248 | 1/31/2024 |
| Power Sensor | R&S | NRP18A | 171443 | 2/29/2024 |
| Power Sensor | Agilent | 8481A | 2237A31744 | 1/26/2024 |
| Bi-directional coupler | Werlatone | C8060-102 | 2710 | N/A |

Lab Equipment

| Name of Equipment | Manufacturer | Type/Model | Serial No. | Cal. Due Date |
|----------------------------|--------------|------------|------------|---------------|
| E-Field Probe (SAR Lab A) | SPEAG | EX3DV4 | 3772 | 2/13/2024 |
| E-Field Probe (SAR Lab B) | SPEAG | EX3DV4 | 3773 | 2/13/2024 |
| E-Field Probe (SAR Lab D) | SPEAG | EX3DV4 | 7587 | 4/18/2024 |
| E-Field Probe (SAR Lab E) | SPEAG | EX3DV4 | 7501 | 4/3/2024 |
| E-Field Probe (SAR Lab E) | SPEAG | EX3DV4 | 3929 | 4/26/2024 |
| E-Field Probe (SAR Lab F) | SPEAG | EX3DV4 | 7585 | 4/18/2024 |
| E-Field Probe (SAR Lab H) | SPEAG | EX3DV4 | 3902 | 3/17/2024 |
| E-Field Probe (SAR Lab I) | SPEAG | EX3DV4 | 7810 | 4/25/2024 |
| E-Field Probe (SAR Lab 1) | SPEAG | EX3DV4 | 3749 | 1/27/2024 |
| E-Field Probe (SAR Lab 2) | SPEAG | EX3DV4 | 3989 | 1/26/2024 |
| E-Field Probe (SAR Lab 4) | SPEAG | EX3DV4 | 7569 | 4/18/2024 |
| E-Field Probe (SAR Lab 5) | SPEAG | EX3DV4 | 3991 | 9/22/2023 |
| E-Field Probe (SAR Lab 7) | SPEAG | EX3DV4 | 7806 | 4/4/2024 |
| E-Field Probe (SAR Lab 7) | SPEAG | EX3DV4 | 3749 | 1/27/2024 |
| E-Field Probe (SAR Lab 8) | SPEAG | EX3DV4 | 7807 | 4/11/2024 |
| E-Field Probe (SAR Lab 9) | SPEAG | EX3DV4 | 7589 | 4/18/2024 |
| E-Field Probe (SAR Lab 10) | SPEAG | EX3DV4 | 7448 | 2/14/2024 |
| E-Field Probe (SAR Lab 12) | SPEAG | EX3DV4 | 7808 | 4/18/2024 |
| E-Field Probe (SAR Lab 13) | SPEAG | EX3DV4 | 3990 | 2/17/2024 |
| E-Field Probe (SAR Lab 15) | SPEAG | EX3DV4 | 3885 | 9/20/2023 |
| E-Field Probe (SAR Lab 16) | SPEAG | EX3DV4 | 7482 | 4/18/2024 |
| E-Field Probe (SAR Lab 17) | SPEAG | EX3DV4 | 7335 | 1/26/2024 |
| E-Field Probe (SAR Lab 18) | SPEAG | EX3DV4 | 7463 | 4/19/2024 |
| E-Field Probe (SAR Lab 19) | SPEAG | EX3DV4 | 7356 | 3/17/2024 |

| Name of Equipment | Manufacturer | Type/Model | Serial No. | Cal. Due Date |
|---|--------------|------------|------------|---------------|
| Data Acquisition Electronics (SAR Lab A) | SPEAG | DAE4 | 1359 | 1/24/2024 |
| Data Acquisition Electronics (SAR Lab B) | SPEAG | DAE4 | 1258 | 3/16/2024 |
| Data Acquisition Electronics (SAR Lab D) | SPEAG | DAE4 | 1239 | 3/16/2024 |
| Data Acquisition Electronics (SAR Lab E) | SPEAG | DAE4 | 1546 | 3/13/2024 |
| Data Acquisition Electronics (SAR Lab E) | SPEAG | DAE4 | 1675 | 5/11/2024 |
| Data Acquisition Electronics (SAR Lab F) | SPEAG | DAE4 | 1797 | 4/3/2024 |
| Data Acquisition Electronics (SAR Lab F) | SPEAG | DAE4 | 1259 | 3/13/2024 |
| Data Acquisition Electronics (SAR Lab F) | SPEAG | DAE4 | 1434 | 6/13/2024 |
| Data Acquisition Electronics (SAR Lab H) | SPEAG | DAE4 | 1439 | 3/16/2024 |
| Data Acquisition Electronics (SAR Lab H) | SPEAG | DAE4 | 1797 | 4/3/2024 |
| Data Acquisition Electronics (SAR Lab I) | SPEAG | DAE4 | 1797 | 4/3/2024 |
| Data Acquisition Electronics (SAR Lab I) | SPEAG | DAE4 | 1439 | 3/16/2024 |
| Data Acquisition Electronics (SAR Lab 1) | SPEAG | DAE4 | 1357 | 1/27/2024 |
| Data Acquisition Electronics (SAR Lab 2) | SPEAG | DAE4 | 1257 | 9/20/2023 |
| Data Acquisition Electronics (SAR Lab 2) | SPEAG | DAE4 | 1547 | 4/18/2024 |
| Data Acquisition Electronics (SAR Lab 4) | SPEAG | DAE4 | 1547 | 4/18/2024 |
| Data Acquisition Electronics (SAR Lab 5) | SPEAG | DAE4 | 1674 | 5/11/2024 |
| Data Acquisition Electronics (SAR Lab 7) | SPEAG | DAE4 | 1784 | 4/3/2024 |
| Data Acquisition Electronics (SAR Lab 8) | SPEAG | DAE4 | 1799 | 4/4/2024 |
| Data Acquisition Electronics (SAR Lab 9) | SPEAG | DAE4 | 1544 | 1/24/2024 |
| Data Acquisition Electronics (SAR Lab 10) | SPEAG | DAE4 | 1472 | 1/23/2024 |
| Data Acquisition Electronics (SAR Lab 12) | SPEAG | DAE4 | 1796 | 4/3/2024 |
| Data Acquisition Electronics (SAR Lab 13) | SPEAG | DAE4 | 1545 | 2/14/2024 |
| Data Acquisition Electronics (SAR Lab 15) | SPEAG | DAE4 | 1548 | 2/14/2024 |
| Data Acquisition Electronics (SAR Lab 16) | SPEAG | DAE4 | 1380 | 2/14/2024 |
| Data Acquisition Electronics (SAR Lab 17) | SPEAG | DAE4 | 1619 | 4/18/2024 |
| Data Acquisition Electronics (SAR Lab 18) | SPEAG | DAE4 | 1673 | 5/12/2024 |
| Data Acquisition Electronics (SAR Lab 19) | SPEAG | DAE4 | 1798 | 5/2/2024 |
| Thermometer | TRACEABLE | 6530CC | 170361 | 2/29/2024 |
| Thermometer | TRACEABLE | 6530CC | 155512 | 2/29/2024 |
| Thermometer | TRACEABLE | 6530CC | 174046 | 2/29/2024 |
| Thermometer | TRACEABLE | 6530CC | 168571 | 2/29/2024 |
| Thermometer | TRACEABLE | 6530CC | 155354 | 2/29/2024 |
| Thermometer | TRACEABLE | 6530CC | 174045 | 2/29/2024 |
| Thermometer | TRACEABLE | 6530CC | 175732 | 2/29/2024 |
| Thermometer | TRACEABLE | 6530CC | 168576 | 2/29/2024 |
| Thermometer | TRACEABLE | 6530CC | 168575 | 2/29/2024 |

Lab Equipment

| Name of Equipment | Manufacturer | Type/Model | Serial No. | Cal. Due Date |
|---------------------------|--------------|------------|------------|---------------|
| System Validation Dipole | SPEAG | D750V3 | 1019 | 4/13/2024 |
| System Validation Dipole | SPEAG | D835V2 | 4d002 | 11/24/2023 |
| System Validation Dipole* | SPEAG | D1640V2 | 334 | 3/25/2023 |
| System Validation Dipole | SPEAG | D1640V2 | 324 | 6/13/2024 |
| System Validation Dipole | SPEAG | D1750V2 | 1050 | 4/19/2024 |
| System Validation Dipole | SPEAG | D1750V2 | 1053 | 10/17/2023 |
| System Validation Dipole | SPEAG | D1900V2 | 5d140 | 4/14/2024 |
| System Validation Dipole | SPEAG | D1900V2 | 5d163 | 10/28/2023 |
| System Validation Dipole | SPEAG | D2300V2 | 1002 | 4/11/2024 |
| System Validation Dipole | SPEAG | D2300V2 | 1058 | 10/18/2023 |
| System Validation Dipole | SPEAG | D2450V2 | 706 | 1/20/2024 |
| System Validation Dipole | SPEAG | D2450V2 | 899 | 4/18/2024 |
| System Validation Dipole | SPEAG | D2600V2 | 1036 | 4/11/2024 |
| System Validation Dipole | SPEAG | D3500V2 | 1011 | 4/17/2024 |
| System Validation Dipole | SPEAG | D3500V2 | 1060 | 2/7/2024 |
| System Validation Dipole | SPEAG | D3700V2 | 1110 | 11/30/2023 |
| System Validation Dipole | SPEAG | D3900V2 | 1093 | 9/28/2023 |
| System Validation Dipole | SPEAG | D5GHzV2 | 1138 | 2/3/2024 |
| System Validation Dipole | SPEAG | D5GHzV2 | 1168 | 11/23/2023 |
| System Validation Dipole | SPEAG | D5GHzV2 | 1003 | 2/22/2024 |
| System Validation Dipole | SPEAG | CLA13 | 1008 | 1/12/2024 |

Note(s):

*Dipole Calibration Date has been extended past 1 year. Impedance measurements have been performed to validate Dipole performance. Refer to Appendix K for Dipole Impedance measurements.

Other

| Name of Equipment | Manufacturer | Type/Model | Serial No. | Cal. Due Date |
|-------------------------------------|--------------|------------|------------|---------------|
| Power Meter | Keysight | N1911A | MY55196015 | 1/31/2024 |
| Power Sensor | Agilent | N1921A | MY52270022 | 1/31/2024 |
| Wideband Radio Communication Tester | R&S | CMW500 | 80580 | 2/29/2024 |
| Wideband Radio Communication Tester | R&S | CMW500 | 85780 | 2/29/2024 |
| Wideband Radio Communication Tester | R&S | CMW500 | 208643 | 2/29/2024 |
| Wideband Radio Communication Tester | R&S | CMW500 | 208049 | 2/29/2024 |
| Wideband Radio Communication Tester | R&S | CMW500 | 81849 | 2/29/2024 |
| Wideband Radio Communication Tester | R&S | CMW500 | 85781 | 2/29/2024 |
| Wideband Radio Communication Tester | R&S | CMW500 | 85719 | 2/29/2024 |
| Wideband Radio Communication Tester | R&S | CMW500 | 208880 | 2/29/2024 |
| Wideband Radio Communication Tester | R&S | CMW500 | 85348 | 2/29/2024 |
| Wideband Radio Communication Tester | R&S | CMW500 | 159994 | 2/29/2024 |
| Wideband Radio Communication Tester | R&S | CMW500 | 135602 | 2/29/2024 |
| Wideband Radio Communication Tester | R&S | CMW500 | 209235 | 2/29/2024 |
| Wideband Radio Communication Tester | R&S | CMW500 | 85806 | 2/29/2024 |
| Wideband Radio Communication Tester | R&S | CMW500 | 85698 | 2/29/2024 |
| Wideband Radio Communication Tester | R&S | CMW500 | 86119 | 2/29/2024 |

Note(s):

*Equipment not used past calibration due date.

5. Measurement Uncertainty

Per KDB 865664 D01 SAR Measurement 100 MHz to 6 GHz, when the highest measured 1-g SAR within a frequency band is < 1.5 W/kg and the measured 10-g SAR within a frequency band is < 3.75 W/kg. The expanded SAR measurement uncertainty must be $\leq 30\%$, for a confidence interval of $k = 2$. If these conditions are met, extensive SAR measurement uncertainty analysis described in IEEE Std 1528-2013 is not required in SAR reports submitted for equipment approval. Therefore, the measurement uncertainty is not required.

6. Device Under Test (DUT) Information

6.1. DUT Description

The Apple iPhone is a smartphone with cellular GSM, GPRS, EGPRS, UMTS, LTE, 5G NR1, 5G NR2, IEEE 802.11a/b/g/n/ac/ax, Bluetooth (BT), Ultra-Wideband (UWB), GPS, NFC, NB UNII, 802.15.4, 802.15.4ab-NB and MSS technologies. All models except reference model support at least one UICC based SIM. The second SIM is either an UICC based p-SIM (physical SIM) or e-SIM (electronic SIM). The device supports a built-in inductive charging transmitter and receiver. The rechargeable battery is not user accessible.

All Models have the same PCB layout, circuit design, common components, antennas, and antenna locations their respective reference model. Their cellular modem, Wi-Fi, BT, NFC, WPT, UWB, NB UNII, 802.15.4, 802.15.4ab-NB, and MSS transmitters are identical.

The device utilizes two power modes: Mode A(DSI=0) and Mode B(DSI=1). Power selection is determined by the device’s positioning and use case as described in Sec. 10. Mode A power is used when the device is used against the user’s head. Mode B is used when the device is used in a body-worn configuration by the user.

The WWAN transmit antenna switching mechanism between WWAN antennas is implemented with a physical “break-before-make” switch so that only one antenna can be used for WWAN transmission at one time.

In Airplay mode, the device uses same power and power control mechanism as Wi-Fi. Airplay is not supported in hotspot mode. Airplay utilize the same 802.11 modes, modulation, MIMO, Channel Bandwidth, etc. as Wi-Fi does. Therefore, Airplay usage is categorized by the Wi-Fi SAR testing contained in Section 10.

BCM4388 has 2 vendors. The Wi-Fi/BT radio modules have the same mechanical outline (e.g., the same package dimension and pin-out layout), use the same on-board antenna matching circuit, have an identical antenna structure, and are built and tested to conform to the same specifications and to operate within the same tolerances. Baseline testing was performed on the variants to determine the worst case on all conducted power and radiated emissions.

This product utilizes a time-averaged power control mechanism – Wi-Fi Time-Averaged SAR(TAS) within the Wi-Fi chipset – that ensures total power across all Wi-Fi transmitters does not exceed applicable regulatory limits. For further details, refer to the technical description document and Appendix I.

| | |
|-------------------------------|---|
| Device Dimension | Refer to Appendix A |
| Back Cover | The Back Cover is not removable |
| Battery Options | The rechargeable battery is not user accessible. |
| Accessory | Headset |
| Wireless Router (Hotspot) | Wi-Fi Hotspot mode permits the device to share its cellular data connection with other Wi-Fi-enabled devices. <input checked="" type="checkbox"/> Mobile Hotspot (Wi-Fi 2.4 GHz) <input checked="" type="checkbox"/> Mobile Hotspot Wi-Fi 5.2(UNII-1)/5.8 GHz(UNII-3) |
| AirPlay | AirPlay mode enabled devices transfer data directly between each other <input checked="" type="checkbox"/> AirPlay (Wi-Fi 2.4 GHz) <input checked="" type="checkbox"/> AirPlay (Wi-Fi 5 GHz) |
| Bluetooth Tethering (Hotspot) | BT Tethering mode permits the device to share its cellular data connection with other devices. <input checked="" type="checkbox"/> BT Tethering (Bluetooth 2.4 GHz) |

6.2. Wireless Technologies

| Wireless technologies | Frequency bands | Operating mode | | Duty Cycle used for SAR testing |
|--|--|--|--|---|
| GSM | 850 1900 | Voice (GMSK) | GSM Class : B | GSM Voice: 12.5% (E)GPRS: 1 Slot: 12.5% 2 Slots: 25% |
| | | GPRS (GMSK) | Multi-Slot Class: Class 10 - 2 Up, 4 Down | |
| | | EDGE (8PSK) | | |
| Does this device support DTM (Dual Transfer Mode)? <input type="checkbox"/> Yes <input checked="" type="checkbox"/> No | | | | |
| W-CDMA (UMTS) | Band 2 Band 4 Band 5 | UMTS Rel. 99 (Voice & Data) HSDPA (Rel. 5) HSUPA (Rel. 6) HSPA+ (Rel. 7) DC-HSDPA (Rel. 8) | | 100% |
| LTE ⁴ | FDD Band 2 FDD Band 4 FDD Band 5 FDD Band 7 FDD Band 12 FDD Band 13 FDD Band 14 FDD Band 17 FDD Band 25 FDD Band 26 FDD Band 29 (DL Only) FDD Band 30 TDD Band 41 ² TDD Band 46 (DL Only) TDD Band 48 TDD Band 53 FDD Band 66 FDD Band 71 Carrier Aggregation ³ FDD Band 5B FDD Band 7C TDD Band 41C TDD Band 48C | QPSK 16QAM 64QAM 256QAM Carrier Aggregation (2 Uplinks and 6 Downlinks) | | 100% (FDD) 63.3% (TDD) ^{Power Class 3} 43.3% (TDD) ^{Power Class 2} Refer to §6.4 |
| 5G NR (FR1) | FDD band n2 FDD band n5 FDD band n7 FDD band n12 FDD band n14 FDD band n25 FDD band n26 FDD band n29 (DL Only) FDD band n30 TDD Band n41 ² TDD Band n48 TDD Band n53 FDD Band n66 FDD Band n70 FDD Band n71 TDD Band n77 ² | DFT-s-OFDM: Pi/2 BPSK, QPSK, 16QAM, 64QAM, 256QAM CP-OFDM: QPSK, 16QAM, 64QAM, 256QAM | | 100% (FDD) 100% (TDD) ^{Power Class 3} 50% (TDD) ^{Power Class 2} |
| Wi-Fi | 2.4 GHz ¹ | 802.11b 802.11g 802.11n (HT20) 802.11ac (HT20) 802.11ax (HE20) | | 99.84% (802.11b) |
| | 5 GHz ¹ | 802.11a 802.11n (HT20) 802.11n (HT40) 802.11ac (VHT20) 802.11ac (VHT40) | | 98.97% (802.11a/n/ac/ax 20MHz BW) 97.89% (802.11n/ac/ax 40MHz BW) 95.37% (802.11ac/ax 80MHz BW) 98.19% (802.11ac/ax 160MHz BW) |

| | | | |
|--------------------------------------|------------------------------------|---|---|
| | | 802.11ac (VHT80) 802.11ax (HE20) 802.11ax (HE40) 802.11ax (HE80) | |
| | | Does this device support bands 5.60 ~ 5.65 GHz? <input checked="" type="checkbox"/> Yes <input type="checkbox"/> No | |
| | | Does this device support Band gap channel(s)? <input checked="" type="checkbox"/> Yes <input type="checkbox"/> No | |
| | 6E ¹ | 802.11a 802.11ax (HE20) 802.11ax (HE40) 802.11ax (HE80) 802.11ax (HE160) | 99.08% (802.11a/ax 20MHz BW) 98.31% (802.11ax 40MHz BW) 98.51% (802.11ax 80MHz BW) 98.36% (802.11ax 160MHz BW) |
| Bluetooth | 2.4 GHz ¹ | BR, EDR, LE, and HDR | 76.79% _(GFSK) |
| NB UNII | 5150 – 5250 MHz 5725 – 5850 MHz | GFSK, $\pi/4$ DQPSK | 75.84% |
| MSS | 1.6 GHz | BPSK | 100% |
| 802.15.4 | 2405 – 2475 MHz | O-QPSK | 60% |
| 802.15.4ab-NB | 5726.25 – 5848.75 MHz | O-QPSK | 10% |
| NFC | 13.56 MHz | Type A/B/F and ISO15693 | 100% |
| UWB ⁵ (Ultra-Wideband) | 6.5 GHz and 8 GHz | BPM-BPSK | 100% |

Notes:

1. Duty cycle for Wi-Fi and BT is referenced from the DTS and U-NII and BT reports.
2. This device supports Power Class 2 and Power Class 3.
3. LTE Uplink 2CA is the total combined power of the UL CA.
4. LTE Uplink Cat 18, LTE 3GPP Rel-16.
5. Exposure testing is categorically excluded.

6.3. General LTE SAR Test and Reporting Considerations

| Item | Description | | | | | | |
|---|--|--|------------------------------|------------------------------|------------------|------------------|------------------|
| Frequency range, Channel Bandwidth, Numbers and Frequencies | Band 2 | Frequency range: 1850 - 1910 MHz (BW = 60 MHz) | | | | | |
| | | Channel Bandwidth | | | | | |
| | | 20 MHz | 15 MHz | 10 MHz | 5 MHz | 3 MHz | 1.4 MHz |
| | Low | 18700 /1860 | 18675/ 1857.5 | 18650/ 1855 | 18625/ 1852.5 | 18615/ 1851.5 | 18607/ 1850.7 |
| | Mid | 18900 1880 | 18900/ 1880 | 18900/ 1880 | 18900/ 1880 | 18900/ 1880 | 18900/ 1880 |
| | High | 19100 1900 | 19125/ 1902.5 | 19150/ 1905 | 19175/ 1907.5 | 19185/ 1908.5 | 19193/ 1909.3 |
| | Band 4 | Frequency range: 1710 - 1755 MHz (BW = 45 MHz) | | | | | |
| | | Channel Bandwidth | | | | | |
| | | 20 MHz ¹ | 15 MHz | 10 MHz | 5 MHz | 3 MHz | 1.4 MHz |
| | Low | 20050/ 1720 | 20025/ 1717.5 | 20000/ 1715 | 19975/ 1712.5 | 19965/ 1711.5 | 19957/ 1710.7 |
| | Mid | 20175 1732.5 | 20175/ 1732.5 | 20175/ 1732.5 | 20175/ 1732.5 | 20175/ 1732.5 | 20175/ 1732.5 |
| | High | 20300/ 1745 | 20325/ 1747.5 | 20350/ 1750 | 20375/ 1752.5 | 20385/ 1753.5 | 20393/ 1754.3 |
| | Band 5 | Frequency range: 824 - 849 MHz (BW = 25 MHz) | | | | | |
| | | Channel Bandwidth | | | | | |
| | | 20 MHz | 15 MHz | 10 MHz ¹ | 5 MHz | 3 MHz | 1.4 MHz |
| | Low | | | 20450/ 829 | 20425/ 826.5 | 20415/ 825.5 | 20407/ 824.7 |
| | Mid | | | 20525 836.5 | 20525/ 836.5 | 20525/ 836.5 | 20525/ 836.5 |
| | High | | | 20600/ 844 | 20625/ 846.5 | 20635/ 847.5 | 20643/ 848.3 |
| | Band 7 | Frequency range: 2500 - 2570 MHz (BW = 70 MHz) | | | | | |
| | | Channel Bandwidth | | | | | |
| | | 20 MHz | 15 MHz | 10 MHz | 5 MHz | 3 MHz | 1.4 MHz |
| | Low | 20850 2510 | 20825 2507.5 | 20800 2505 | 20775 2502.5 | | |
| | Mid | 21100 2535 | 21100 2535 | 21100 2535 | 21100 2535 | | |
| | High | 21350 2560 | 21375 2562.5 | 21400 2565 | 21425 2567.5 | | |
| | Band 12 | Frequency range: 699 – 716 MHz (BW = 17 MHz) | | | | | |
| | | Channel Bandwidth | | | | | |
| | | 20 MHz | 15 MHz | 10 MHz ¹ | 5 MHz | 3 MHz | 1.4 MHz |
| | Low | | | 23060/ 704 | 23035/ 701.5 | 23025/ 700.5 | 23017/ 699.7 |
| Mid | | | 23095 707.5 | 23095/ 707.5 | 23095/ 707.5 | 23095/ 707.5 | |
| High | | | 23130/ 711 | 23155/ 713.5 | 23165/ 714.5 | 23173/ 715.3 | |
| Band 13 | Frequency range: 777 - 787 MHz (BW = 10 MHz) | | | | | | |
| | Channel Bandwidth | | | | | | |
| | 20 MHz | 15 MHz | 10 MHz ¹ | 5 MHz ¹ | 3 MHz | 1.4 MHz | |
| Low | | | | 23205/ 779.5 | | | |
| Mid | | | 23230 782 | 23230/ 782 | | | |
| High | | | | 23255/ 784.5 | | | |
| Band 14 | Frequency range: 788 - 798 MHz (BW = 10 MHz) | | | | | | |
| | Channel Bandwidth | | | | | | |
| | 20 MHz | 15 MHz | 10 MHz ¹ | 5 MHz ¹ | 3 MHz | 1.4 MHz | |
| Low | | | | 23305/ 790.5 | | | |
| Mid | | | 23330 793 | 23330/ 793 | | | |
| High | | | | 23355/ 793.5 | | | |

| | | | | | | | | |
|----------------------|--|--------------------------|------------------------|--------------------|------------------|------------------|--|--|
| | | | | | 795.5 | | | |
| Band 17 | Frequency range: 704 - 716 MHz (BW = 12 MHz) | | | | | | | |
| | Channel Bandwidth | | | | | | | |
| | 20 MHz | 15 MHz | 10 MHz ¹ | 5 MHz ¹ | 3 MHz | 1.4 MHz | | |
| Low | | | 23780/ 709 | 23755/ 706.5 | | | | |
| Mid | | | 23790/ 710 | 23790/ 710 | | | | |
| High | | | 23800/ 711 | 23825/ 713.5 | | | | |
| Band 25 | Frequency range: 1850 - 1915 MHz (BW = 65 MHz) | | | | | | | |
| | Channel Bandwidth | | | | | | | |
| | 20 MHz | 15 MHz | 10 MHz | 5 MHz | 3 MHz | 1.4 MHz | | |
| Low | 26140/ 1860 | 26115/ 1857.5 | 26090/ 1855 | 26065/ 1852.5 | 26055/ 1851.5 | 26047/ 1850.7 | | |
| Mid | 26365/ 1882.5 | 26365/ 1882.5 | 26365/ 1882.5 | 26365/ 1882.5 | 26365/ 1882.5 | 26365/ 1882.5 | | |
| High | 26590/ 1905 | 26615/ 1907.5 | 26640/ 1910 | 26665/ 1912.5 | 26675/ 1913.5 | 26683/ 1914.3 | | |
| Band 26 | Frequency range: 814 - 849 MHz (BW = 35 MHz) | | | | | | | |
| | Channel Bandwidth | | | | | | | |
| | 20 MHz | 15 MHz ¹ | 10 MHz | 5 MHz | 3 MHz | 1.4 MHz | | |
| Low | | | 26740/ 819 | 26715/ 816.5 | 26705/ 815.5 | 26697/ 814.7 | | |
| Mid | | | 26865/ 831.5 | 26865/ 831.5 | 26865/ 831.5 | 26865/ 831.5 | | |
| High | | | 26990/ 844 | 27015/ 846.5 | 27025/ 847.5 | 27033/ 848.3 | | |
| Band 30 | Frequency range: 2305 - 2315 MHz (BW = 10 MHz) | | | | | | | |
| | Channel Bandwidth | | | | | | | |
| | 20 MHz | 15 MHz | 10 MHz ¹ | 5 MHz ¹ | 3 MHz | 1.4 MHz | | |
| Low | | | | 27685/ 2307.5 | | | | |
| Mid | | | 27710/ 2310 | 27710/ 2310 | | | | |
| High | | | | 27735/ 2312.5 | | | | |
| Band 41 ² | Frequency range: 2496 - 2690 MHz (BW = 194 MHz) | | | | | | | |
| | Channel Bandwidth | | | | | | | |
| | 20 MHz | 15 MHz | 10 MHz | 5 MHz | 3 MHz | 1.4 MHz | | |
| | Low | 39750 / 2506.0 | | | | | | |
| | Mid-Low | 40185 / 2549.5 | | | | | | |
| | Mid | 40620 / 2593.0 | | | | | | |
| | Mid-High | 41055 / 2636.5 | | | | | | |
| High | 41490 / 2680.0 | | | | | | | |
| Band 48 | Frequency range: 3550 - 3700 MHz (BW = 150 MHz) | | | | | | | |
| | Channel Bandwidth | | | | | | | |
| | 20 MHz | 15 MHz | 10 MHz | 5 MHz | 3 MHz | 1.4 MHz | | |
| | Low | 55340/ 3560 | 55315/ 3557.5 | 55290/ 3555 | 55265/ 3552.5 | | | |
| | Mid-Low | 55773/ 3603.3 | 55765/ 3602.5 | 55757/ 3601.7 | 55748/ 3600.8 | | | |
| | Mid-High | 56207/ 3646.7 | 56215/ 3647.5 | 56223/ 3648.3 | 56232/ 3649.2 | | | |
| High | 56640/ 3690 | 56665/ 3692.5 | 56690/ 3695 | 56715/ 3697.5 | | | | |
| Band 53 | Frequency range: 2483.5 - 2495 MHz (BW = 11.5 MHz) | | | | | | | |
| | Channel Bandwidth | | | | | | | |
| | 20 MHz | 15 MHz | 10 MHz | 5 MHz | 3 MHz | 1.4 MHz | | |
| | Low | | | | 2485/ 60115 | 2484.2/ 60147 | | |
| Mid | | | 60197/ 2489.5 | 60197/ 2489.5 | 60197/ 2489.5 | 60197/ 2489.5 | | |
| High | | | | 2493.5/ 60240 | 2494.3/ 60248 | | | |

| | Band 66 | Frequency range: 1710 - 1780 MHz (BW = 70 MHz) | | | | | | | | | | | | | | | | | | | | | | | | | | | | | | | | | | | | | | | | | | | | | | | | | | | | | | | | | | | | | | | | | | |
|--|---|--|---------------------|--------------|---------------|---------------|---------------|---|--|--|--|--|--|----------|---------|---------|-------|--------|--------|--------|------|-----|-----|-----|------|------|------|-----|--------|-----|-----|-----|------|------|------|-----|--------|-----|-----|-----|------|------|------|-----|--------|-----|-----|-----|------|------|------|-----|--------|-----|-----|-----|------|------|------|-----|---------|-----|--|--|--|--|--|-----|
| | | Channel Bandwidth | | | | | | | | | | | | | | | | | | | | | | | | | | | | | | | | | | | | | | | | | | | | | | | | | | | | | | | | | | | | | | | | | | |
| | | 20 MHz | 15 MHz | 10 MHz | 5 MHz | 3 MHz | 1.4 MHz | | | | | | | | | | | | | | | | | | | | | | | | | | | | | | | | | | | | | | | | | | | | | | | | | | | | | | | | | | | | | |
| | Low | 132072/1720 | 132047/1717.5 | 132022/1715 | 131997/1712.5 | 131987/1711.5 | 131979/1710.7 | | | | | | | | | | | | | | | | | | | | | | | | | | | | | | | | | | | | | | | | | | | | | | | | | | | | | | | | | | | | | |
| | Mid | 132322/1745 | 132322/1745 | 132322/1745 | 132322/1745 | 132322/1745 | 132322/1745 | | | | | | | | | | | | | | | | | | | | | | | | | | | | | | | | | | | | | | | | | | | | | | | | | | | | | | | | | | | | | |
| | High | 132572/1770 | 132597/1772.5 | 132622/1775 | 132647/1777.5 | 132657/1778.5 | 132665/1779.3 | | | | | | | | | | | | | | | | | | | | | | | | | | | | | | | | | | | | | | | | | | | | | | | | | | | | | | | | | | | | | |
| | Band 71 | Frequency range: 663 - 698 MHz (BW = 35 MHz) | | | | | | | | | | | | | | | | | | | | | | | | | | | | | | | | | | | | | | | | | | | | | | | | | | | | | | | | | | | | | | | | | | |
| | | Channel Bandwidth | | | | | | | | | | | | | | | | | | | | | | | | | | | | | | | | | | | | | | | | | | | | | | | | | | | | | | | | | | | | | | | | | | |
| | | 20 MHz ¹ | 15 MHz ¹ | 10 MHz | 5 MHz | 3 MHz | 1.4 MHz | | | | | | | | | | | | | | | | | | | | | | | | | | | | | | | | | | | | | | | | | | | | | | | | | | | | | | | | | | | | | |
| | Low | 133222/673 | 133197/670.5 | 133172/668 | 133147/665.5 | | | | | | | | | | | | | | | | | | | | | | | | | | | | | | | | | | | | | | | | | | | | | | | | | | | | | | | | | | | | | | | |
| Mid | 133297/680.5 | 133297/680.5 | 133297/680.5 | 133297/680.5 | | | | | | | | | | | | | | | | | | | | | | | | | | | | | | | | | | | | | | | | | | | | | | | | | | | | | | | | | | | | | | | | |
| High | 133372/688 | 133397/690.5 | 133422/693 | 133447/695.5 | | | | | | | | | | | | | | | | | | | | | | | | | | | | | | | | | | | | | | | | | | | | | | | | | | | | | | | | | | | | | | | | |
| LTE transmitter and antenna implementation | <p>LTE can transmit from either ANT1, ANT2, ANT3, ANT4, ANT7, ANT8, and ANT9 Antenna switching is implemented using a physical, "break-before-make" switch so that only one antenna can be used for LTE transmission at a time.</p> | | | | | | | | | | | | | | | | | | | | | | | | | | | | | | | | | | | | | | | | | | | | | | | | | | | | | | | | | | | | | | | | | | | |
| Maximum power reduction (MPR) | <p>Table 6.2.3-1: Maximum Power Reduction (MPR) for Power Class 1, 2 and 3</p> <table border="1"> <thead> <tr> <th rowspan="2">Modulation</th> <th colspan="6">Channel bandwidth / Transmission bandwidth (N_{RB})</th> <th rowspan="2">MPR (dB)</th> </tr> <tr> <th>1.4 MHz</th> <th>3.0 MHz</th> <th>5 MHz</th> <th>10 MHz</th> <th>15 MHz</th> <th>20 MHz</th> </tr> </thead> <tbody> <tr> <td>QPSK</td> <td>> 5</td> <td>> 4</td> <td>> 8</td> <td>> 12</td> <td>> 16</td> <td>> 18</td> <td>≤ 1</td> </tr> <tr> <td>16 QAM</td> <td>≤ 5</td> <td>≤ 4</td> <td>≤ 8</td> <td>≤ 12</td> <td>≤ 16</td> <td>≤ 18</td> <td>≤ 1</td> </tr> <tr> <td>16 QAM</td> <td>> 5</td> <td>> 4</td> <td>> 8</td> <td>> 12</td> <td>> 16</td> <td>> 18</td> <td>≤ 2</td> </tr> <tr> <td>64 QAM</td> <td>≤ 5</td> <td>≤ 4</td> <td>≤ 8</td> <td>≤ 12</td> <td>≤ 16</td> <td>≤ 18</td> <td>≤ 2</td> </tr> <tr> <td>64 QAM</td> <td>> 5</td> <td>> 4</td> <td>> 8</td> <td>> 12</td> <td>> 16</td> <td>> 18</td> <td>≤ 3</td> </tr> <tr> <td>256 QAM</td> <td colspan="6">≥ 1</td> <td>≤ 5</td> </tr> </tbody> </table> <p>MPR Built-in by design The manufacturer MPR values are always within the 3GPP maximum MPR allowance but may not follow the default MPR values. A-MPR (additional MPR) was disabled during SAR testing</p> | | | | | | Modulation | Channel bandwidth / Transmission bandwidth (N _{RB}) | | | | | | MPR (dB) | 1.4 MHz | 3.0 MHz | 5 MHz | 10 MHz | 15 MHz | 20 MHz | QPSK | > 5 | > 4 | > 8 | > 12 | > 16 | > 18 | ≤ 1 | 16 QAM | ≤ 5 | ≤ 4 | ≤ 8 | ≤ 12 | ≤ 16 | ≤ 18 | ≤ 1 | 16 QAM | > 5 | > 4 | > 8 | > 12 | > 16 | > 18 | ≤ 2 | 64 QAM | ≤ 5 | ≤ 4 | ≤ 8 | ≤ 12 | ≤ 16 | ≤ 18 | ≤ 2 | 64 QAM | > 5 | > 4 | > 8 | > 12 | > 16 | > 18 | ≤ 3 | 256 QAM | ≥ 1 | | | | | | ≤ 5 |
| Modulation | Channel bandwidth / Transmission bandwidth (N _{RB}) | | | | | | | MPR (dB) | | | | | | | | | | | | | | | | | | | | | | | | | | | | | | | | | | | | | | | | | | | | | | | | | | | | | | | | | | | | |
| | 1.4 MHz | 3.0 MHz | 5 MHz | 10 MHz | 15 MHz | 20 MHz | | | | | | | | | | | | | | | | | | | | | | | | | | | | | | | | | | | | | | | | | | | | | | | | | | | | | | | | | | | | | | |
| QPSK | > 5 | > 4 | > 8 | > 12 | > 16 | > 18 | ≤ 1 | | | | | | | | | | | | | | | | | | | | | | | | | | | | | | | | | | | | | | | | | | | | | | | | | | | | | | | | | | | | | |
| 16 QAM | ≤ 5 | ≤ 4 | ≤ 8 | ≤ 12 | ≤ 16 | ≤ 18 | ≤ 1 | | | | | | | | | | | | | | | | | | | | | | | | | | | | | | | | | | | | | | | | | | | | | | | | | | | | | | | | | | | | | |
| 16 QAM | > 5 | > 4 | > 8 | > 12 | > 16 | > 18 | ≤ 2 | | | | | | | | | | | | | | | | | | | | | | | | | | | | | | | | | | | | | | | | | | | | | | | | | | | | | | | | | | | | | |
| 64 QAM | ≤ 5 | ≤ 4 | ≤ 8 | ≤ 12 | ≤ 16 | ≤ 18 | ≤ 2 | | | | | | | | | | | | | | | | | | | | | | | | | | | | | | | | | | | | | | | | | | | | | | | | | | | | | | | | | | | | | |
| 64 QAM | > 5 | > 4 | > 8 | > 12 | > 16 | > 18 | ≤ 3 | | | | | | | | | | | | | | | | | | | | | | | | | | | | | | | | | | | | | | | | | | | | | | | | | | | | | | | | | | | | | |
| 256 QAM | ≥ 1 | | | | | | ≤ 5 | | | | | | | | | | | | | | | | | | | | | | | | | | | | | | | | | | | | | | | | | | | | | | | | | | | | | | | | | | | | | |
| Spectrum plots for RB configurations | <p>A properly configured base station simulator was used for the SAR and power measurements; therefore, spectrum plots for each RB allocation and offset configuration are not included in the SAR report.</p> | | | | | | | | | | | | | | | | | | | | | | | | | | | | | | | | | | | | | | | | | | | | | | | | | | | | | | | | | | | | | | | | | | | |

Notes:

- Maximum bandwidth does not support at least three non-overlapping channels in certain channel bandwidths. When a device supports overlapping channel assignment in a channel bandwidth configuration, the middle channel of the group of overlapping channels should be selected for testing per KDB 941225 D05 SAR for LTE Devices.
- LTE band 41 test channels in accordance with October 2014 TCB workshop for all channels bandwidths.
- SAR Testing for LTE was performed with the same number of RB and RB offsets transmitting on all TTI frames (maximum TTI).

6.4. LTE (TDD) Considerations

According to KDB 941225 D05 SAR for LTE Devices, for Time-Division Duplex (TDD) systems, SAR must be tested using a fixed periodic duty factor according to the highest transmission duty factor implemented for the device and supported by the defined 3GPP LTE TDD configurations.

LTE TDD Bands support 3GPP TS 36.211 section 4.2 for Type 2 Frame Structure and Table 4.2-2 for uplink-downlink configurations and Table 4.2-1 for Special subframe configurations.

Table 4.2-1: Configuration of special subframe (lengths of DwPTS/GP/UpPTS)

| Special subframe configuration | Normal cyclic prefix in downlink | | | Extended cyclic prefix in downlink | | |
|--------------------------------|----------------------------------|--------------------------------|----------------------------------|------------------------------------|--------------------------------|----------------------------------|
| | DwPTS | UpPTS | | DwPTS | UpPTS | |
| | | Normal cyclic prefix in uplink | Extended cyclic prefix in uplink | | Normal cyclic prefix in uplink | Extended cyclic prefix in uplink |
| 0 | $6592 \cdot T_s$ | $(1+X) \cdot 2192 \cdot T_s$ | $(1+X) \cdot 2560 \cdot T_s$ | $7680 \cdot T_s$ | $(1+X) \cdot 2192 \cdot T_s$ | $(1+X) \cdot 2560 \cdot T_s$ |
| 1 | $19760 \cdot T_s$ | | | $20480 \cdot T_s$ | | |
| 2 | $21952 \cdot T_s$ | | | $23040 \cdot T_s$ | | |
| 3 | $24144 \cdot T_s$ | | | $25600 \cdot T_s$ | | |
| 4 | $26336 \cdot T_s$ | | | $7680 \cdot T_s$ | | |
| 5 | $6592 \cdot T_s$ | $(2+X) \cdot 2192 \cdot T_s$ | $(2+X) \cdot 2560 \cdot T_s$ | $20480 \cdot T_s$ | $(2+X) \cdot 2192 \cdot T_s$ | $(2+X) \cdot 2560 \cdot T_s$ |
| 6 | $19760 \cdot T_s$ | | | $23040 \cdot T_s$ | | |
| 7 | $21952 \cdot T_s$ | | | $12800 \cdot T_s$ | | |
| 8 | $24144 \cdot T_s$ | | | - | | |
| 9 | $13168 \cdot T_s$ | | | - | | |
| 10 | $13168 \cdot T_s$ | $13152 \cdot T_s$ | $12800 \cdot T_s$ | - | - | - |

Table 4.2-2: Uplink-downlink configurations & Calculated Duty Cycle

| Uplink-Downlink Configuration | Downlink-to-Uplink Switch-point Periodicity | Subframe Number | | | | | | | | | | Calculated Duty Cycle (%) |
|-------------------------------|---|-----------------|---|---|---|---|---|---|---|---|---|---------------------------|
| | | 0 | 1 | 2 | 3 | 4 | 5 | 6 | 7 | 8 | 9 | |
| 0 | 5 ms | D | S | U | U | U | D | S | U | U | U | 63.3% |
| 1 | 5 ms | D | S | U | U | D | D | S | U | U | D | 43.3% |
| 2 | 5 ms | D | S | U | D | D | D | S | U | D | D | 23.3% |
| 3 | 10 ms | D | S | U | U | U | D | D | D | D | D | 31.7% |
| 4 | 10 ms | D | S | U | U | D | D | D | D | D | D | 21.7% |
| 5 | 10 ms | D | S | U | D | D | D | D | D | D | D | 11.7% |
| 6 | 5 ms | D | S | U | U | U | D | S | U | U | D | 53.3% |

Calculated Duty Cycle = $\frac{\text{Extended cyclic prefix in uplink} \cdot (T_s) \cdot \# \text{ of S} + \# \text{ of U}}{\text{period}}$

Note(s):

This device supports uplink-downlink configurations 0-6. The configuration with highest duty cycle was used for SAR Testing: configuration 0 at 63.3% duty cycle.

6.5. General 5G NR(FR1) SAR Test and Reporting Considerations

| n2 | SCS (kHz) | Frequency range: 1850 - 1910 MHz (BW = 60 MHz) | | | | | | | | | | | | | | | | | |
|----------|-----------|---|-----------------|-----------------|-----------------|-----------------|-----------------|-----------------|-----------------|----|----|----|----|---|----------------|----------------|----------------|----------------|-----------------|
| | | Channel Bandwidth (MHz) | | | | | | | | | | | | | | | | | |
| | | 100 | 90 | 80 | 70 | 60 | 50 | 40 | 30 | 25 | 20 | 15 | 10 | 5 | | | | | |
| Low | 15 | | | | | | | | | | | | | | 372000 /1860 | 371500 /1857.5 | 371000 /1855 | 370500 /1852.5 | |
| Mid | 15 | | | | | | | | | | | | | | 376000 /1880 | 376000 /1880 | 376000 /1880 | 376000 /1880 | |
| High | 15 | | | | | | | | | | | | | | 380000 /1900 | 380500 /1902.5 | 381000 /1905 | 381500 /1907.5 | |
| n5 | SCS (kHz) | Frequency range: 824 - 849 MHz (BW = 25 MHz) | | | | | | | | | | | | | | | | | |
| | | Channel Bandwidth (MHz) | | | | | | | | | | | | | | | | | |
| | | 100 | 90 | 80 | 70 | 60 | 50 | 40 | 30 | 25 | 20 | 15 | 10 | 5 | | | | | |
| Low | 15 | | | | | | | | | | | | | | 166800 /834 | 166300 /831.5 | 165800 /829 | 165300 /826.5 | |
| Mid | 15 | | | | | | | | | | | | | | 167300 /836.5 | 167300 /836.5 | 167300 /836.5 | 167300 /836.5 | |
| High | 15 | | | | | | | | | | | | | | 167800 /839 | 168300 /841.5 | 168800 /844 | 169300 /846.5 | |
| n7 | SCS (kHz) | Frequency range: 2500 - 2570 MHz (BW = 70 MHz) | | | | | | | | | | | | | | | | | |
| | | Channel Bandwidth (MHz) | | | | | | | | | | | | | | | | | |
| | | 100 | 90 | 80 | 70 | 60 | 50 | 40 | 30 | 25 | 20 | 15 | 10 | 5 | | | | | |
| Low | 15 | | | | | | | | | | | | | | 504000 /2520 | 503000 /2515 | 502500 /2512.5 | 502000 /2510 | |
| Mid | 15 | | | | | | | | | | | | | | 507000 /2535 | 507000 /2535 | 507000 /2535 | 507000 /2535 | |
| High | 15 | | | | | | | | | | | | | | 510000 /2550 | 511000 /2555 | 511500 /2557.5 | 512000 /2560 | |
| n12 | SCS (kHz) | Frequency range: 699 - 716 MHz (BW = 17 MHz) | | | | | | | | | | | | | | | | | |
| | | Channel Bandwidth (MHz) | | | | | | | | | | | | | | | | | |
| | | 100 | 90 | 80 | 70 | 60 | 50 | 40 | 30 | 25 | 20 | 15 | 10 | 5 | | | | | |
| Low | 15 | | | | | | | | | | | | | | | | 141300 /706.5 | 140800 /704 | 140300 /701.5 |
| Mid | 15 | | | | | | | | | | | | | | | | 141500 /707.5 | 141500 /707.5 | 141500 /707.5 |
| High | 15 | | | | | | | | | | | | | | | | 141700 /708.5 | 142200 /711 | 142700 /713.5 |
| n14 | SCS (kHz) | Frequency range: 788 - 798 MHz (BW = 10 MHz) | | | | | | | | | | | | | | | | | |
| | | Channel Bandwidth (MHz) | | | | | | | | | | | | | | | | | |
| | | 100 | 90 | 80 | 70 | 60 | 50 | 40 | 30 | 25 | 20 | 15 | 10 | 5 | | | | | |
| Low | 15 | | | | | | | | | | | | | | | | | 158600 /793 | 158100 /790.5 |
| Mid | 15 | | | | | | | | | | | | | | | | | 158600 /793 | 158600 /793 |
| High | 15 | | | | | | | | | | | | | | | | | 158600 /793 | 159100 /795.5 |
| n25 | SCS (kHz) | Frequency range: 1850 - 1915 MHz (BW = 65 MHz) | | | | | | | | | | | | | | | | | |
| | | Channel Bandwidth (MHz) | | | | | | | | | | | | | | | | | |
| | | 100 | 90 | 80 | 70 | 60 | 50 | 40 | 30 | 25 | 20 | 15 | 10 | 5 | | | | | |
| Low | 15 | | | | | | | | | | | | | | 374000 /1870 | 373000 /1865 | 372500 /1862.5 | 372000 /1860 | |
| Mid | 15 | | | | | | | | | | | | | | 376500 /1882.5 | 376500 /1882.5 | 376500 /1882.5 | 376500 /1882.5 | |
| High | 15 | | | | | | | | | | | | | | 379000 /1895 | 380000 /1900 | 380500 /1902.5 | 381000 /1905 | |
| n26 | SCS (kHz) | Frequency range: 814 - 849 MHz (BW = 35 MHz) | | | | | | | | | | | | | | | | | |
| | | Channel Bandwidth (MHz) | | | | | | | | | | | | | | | | | |
| | | 100 | 90 | 80 | 70 | 60 | 50 | 40 | 30 | 25 | 20 | 15 | 10 | 5 | | | | | |
| Low | 15 | | | | | | | | | | | | | | | | | 164800 /824 | 164300 /821.5 |
| Mid | 15 | | | | | | | | | | | | | | | | | 166300 /831.5 | 166300 /831.5 |
| High | 15 | | | | | | | | | | | | | | | | | 167800 /839 | 168300 /841.5 |
| n30 | SCS (kHz) | Frequency range: 2305 - 2315 MHz (BW = 10 MHz) | | | | | | | | | | | | | | | | | |
| | | Channel Bandwidth (MHz) | | | | | | | | | | | | | | | | | |
| | | 100 | 90 | 80 | 70 | 60 | 50 | 40 | 30 | 25 | 20 | 15 | 10 | 5 | | | | | |
| Low | 15 | | | | | | | | | | | | | | | | | | 461500 /2307.5 |
| Mid | 15 | | | | | | | | | | | | | | | | | | 462000 /2310 |
| High | 15 | | | | | | | | | | | | | | | | | | 462500 /2312.5 |
| n41 | SCS (kHz) | Frequency range: 2496 - 2690 MHz (BW = 194 MHz) | | | | | | | | | | | | | | | | | |
| | | Channel Bandwidth (MHz) | | | | | | | | | | | | | | | | | |
| | | 100 | 90 | 80 | 70 | 60 | 50 | 40 | 30 | 25 | 20 | 15 | 10 | 5 | | | | | |
| Low | 30 | 509196 /2545.98 | 508200 /2541 | 507198 /2535.99 | 506196 /2530.98 | 505200 /2526 | 504198 /2520.99 | 503196 /2515.98 | 502200 /2511 | | | | | | | | | | 501198 /2505.99 |
| | 30 | 513900 /2569.5 | 513396 /2566.98 | 512898 /2564.49 | 512400 /2562 | 511896 /2559.48 | 511398 /2556.99 | 510900 /2554.5 | 510396 /2551.98 | | | | | | | | | | 509898 /2549.49 |
| Mid | 30 | 518598 /2592.99 | 518598 /2592.99 | 518598 /2592.99 | 518598 /2592.99 | 518598 /2592.99 | 518598 /2592.99 | 518598 /2592.99 | 518598 /2592.99 | | | | | | | | | | 518598 /2592.99 |
| Mid-High | 30 | 523296 /2616.48 | 523800 /2619 | 524298 /2621.49 | 524796 /2623.98 | 525300 /2626.5 | 525798 /2628.99 | 526296 /2631.48 | 526800 /2634 | | | | | | | | | | 527298 /2636.49 |
| | 30 | 527994 /2639.97 | 528996 /2644.98 | 529998 /2649.99 | 530994 /2654.97 | 531996 /2659.98 | 532998 /2664.99 | 533994 /2669.97 | 534996 /2674.98 | | | | | | | | | | 535998 /2679.99 |

| n48 | SCS (kHz) | Frequency range: 3550 - 3700 MHz (BW = 150 MHz) | | | | | | | | | | | | | |
|---|-----------|--|-----------------|-----------------|-----------------|-----------------|-----------------|-----------------|-----------------|----|-----------------|-----------------|-----------------|----------------|--|
| | | Channel Bandwidth (MHz) | | | | | | | | | | | | | |
| | | 100 | 90 | 80 | 70 | 60 | 50 | 40 | 30 | 25 | 20 | 15 | 10 | 5 | |
| Low | 30 | 640000 /3600 | 639666 /3594.99 | 639332 /3589.98 | | 638666 /3579.99 | 638332 /3574.98 | 638000 /3570 | 637332 /3564.99 | | 637332 /3559.98 | 637166 /3557.49 | 637000 /3555 | | |
| Low-Mid | 30 | 641110 /3616.65 | 641000 /3615 | 640888 /3613.32 | | 640666 /3609.99 | 640554 /3608.31 | 640444 /3606.66 | 640332 /3604.98 | | 640222 /3603.33 | 640166 /3602.49 | 640110 /3601.65 | | |
| Mid | 30 | 642220 /3633.3 | 642332 /3634.98 | 642444 /3636.66 | | 642666 /3639.99 | 642776 /3641.64 | 642888 /3643.32 | 642998 /3644.97 | | 643110 /3646.65 | 643166 /3647.49 | 643220 /3648.3 | | |
| High | 30 | 643332 /3649.98 | 643666 /3654.99 | 643998 /3659.97 | | 644666 /3669.99 | 644998 /3674.97 | 645332 /3679.98 | 645666 /3684.99 | | 645998 /3689.97 | 646166 /3692.49 | 646332 /3694.98 | | |
| n53 | SCS (kHz) | Frequency range: 2483.5 - 2495 MHz (BW = 11.5 MHz) | | | | | | | | | | | | | |
| | | Channel Bandwidth (MHz) | | | | | | | | | | | | | |
| | | 100 | 90 | 80 | 70 | 60 | 50 | 40 | 30 | 25 | 20 | 15 | 10 | 5 | |
| Low | 30 | | | | | | | | | | | | 497700 /2488.5 | | |
| Mid | 30 | | | | | | | | | | | | 497860 /2489.3 | | |
| High | 30 | | | | | | | | | | | | 498000 /2490 | | |
| n66 | SCS (kHz) | Frequency range: 1710 - 1780 MHz (BW = 70 MHz) | | | | | | | | | | | | | |
| | | Channel Bandwidth (MHz) | | | | | | | | | | | | | |
| | | 100 | 90 | 80 | 70 | 60 | 50 | 40 | 30 | 25 | 20 | 15 | 10 | 5 | |
| Low | 15 | | | | | | | 346000 /1730 | 345000 /1725 | | 344000 /1720 | 343500 /1717.5 | 343000 /1715 | 342500 /1712.5 | |
| Mid | 15 | | | | | | | 349000 /1745 | 349000 /1745 | | 349000 /1745 | 349000 /1745 | 349000 /1745 | 349000 /1745 | |
| High | 15 | | | | | | | 352000 /1760 | 353000 /1765 | | 354000 /1770 | 354500 /1772.5 | 355000 /1775 | 355500 /1777.5 | |
| n70 | SCS (kHz) | Frequency range: 1695 - 1710 MHz (BW = 15 MHz) | | | | | | | | | | | | | |
| | | Channel Bandwidth (MHz) | | | | | | | | | | | | | |
| | | 100 | 90 | 80 | 70 | 60 | 50 | 40 | 30 | 25 | 20 | 15 | 10 | 5 | |
| Low | 15 | | | | | | | | | | | 340500 /1702.5 | 340000 /1700 | 339500 /1697.5 | |
| Mid | 15 | | | | | | | | | | | 340500 /1702.5 | 340500 /1702.5 | 340500 /1702.5 | |
| High | 15 | | | | | | | | | | | 340500 /1702.5 | 341000 /1705 | 341500 /1707.5 | |
| n71 | SCS (kHz) | Frequency range: 663 - 698 MHz (BW = 35 MHz) | | | | | | | | | | | | | |
| | | Channel Bandwidth (MHz) | | | | | | | | | | | | | |
| | | 100 | 90 | 80 | 70 | 60 | 50 | 40 | 30 | 25 | 20 | 15 | 10 | 5 | |
| Low | 15 | | | | | | | | | | 134600 /673 | 134100 /670.5 | 133600 /668 | 133100 /665.5 | |
| Mid | 15 | | | | | | | | | | 136100 /680.5 | 136100 /680.5 | 136100 /680.5 | 136100 /680.5 | |
| High | 15 | | | | | | | | | | 137600 /688 | 138100 /690.5 | 138600 /693 | 139100 /695.5 | |
| n77 | SCS (kHz) | Block A Frequency range: 3450 - 3550 MHz (BW = 100 MHz) | | | | | | | | | | | | | |
| | | Channel Bandwidth (MHz) | | | | | | | | | | | | | |
| | | 100 | 90 | 80 | 70 | 60 | 50 | 40 | 30 | 25 | 20 | 15 | 10 | 5 | |
| Low | 30 | 633332 /3499.98 | 633000 /3495 | 632666 /3489.99 | 632332 /3484.98 | 632000 /3480 | 631666 /3474.99 | 631332 /3469.98 | 631000 /3465 | | 630666 /3459.99 | 630500 /3457.5 | 630332 /3454.98 | | |
| Mid | 30 | 633332 /3499.98 | 633332 /3499.98 | 633332 /3499.98 | 633332 /3499.98 | 633332 /3499.98 | 633332 /3499.98 | 633332 /3499.98 | 633332 /3499.98 | | 633332 /3499.98 | 633332 /3499.98 | 633332 /3499.98 | | |
| High | 30 | 633332 /3499.98 | 633666 /3504.99 | 633998 /3509.97 | 634332 /3514.98 | 634666 /3519.99 | 634998 /3524.97 | 635332 /3529.98 | 635666 /3534.99 | | 635998 /3539.97 | 636166 /3542.49 | 636332 /3544.98 | | |
| n77 | SCS (kHz) | Block C Frequency range: 3700 - 3980 MHz (BW = 280 MHz) | | | | | | | | | | | | | |
| | | Channel Bandwidth (MHz) | | | | | | | | | | | | | |
| | | 100 | 90 | 80 | 70 | 60 | 50 | 40 | 30 | 25 | 20 | 15 | 10 | 5 | |
| Low | 30 | 649998 /3749.97 | 649666 /3744.99 | 649332 /3739.98 | 648998 /3734.97 | 648666 /3729.99 | 648332 /3724.98 | 647998 /3719.97 | 647666 /3714.99 | | 647332 /3709.99 | 647166 /3707.49 | 646998 /3704.97 | | |
| Low-Mid | 30 | 652998 /3794.97 | 652832 /3792.48 | 652666 /3789.99 | 652498 /3787.47 | 652332 /3784.98 | 652166 /3782.49 | 651998 /3779.97 | 651832 /3777.48 | | 651666 /3774.99 | 651582 /3773.73 | 651498 /3772.47 | | |
| Mid | 30 | 656000 /3840 | 656000 /3840 | 656000 /3840 | 656000 /3840 | 656000 /3840 | 656000 /3840 | 656000 /3840 | 656000 /3840 | | 656000 /3840 | 656000 /3840 | 656000 /3840 | | |
| Mid-High | 30 | 658998 /3884.97 | 659166 /3887.49 | 659332 /3889.98 | 659498 /3892.47 | 659666 /3894.99 | 659832 /3897.48 | 659998 /3899.97 | 660166 /3902.49 | | 660332 /3904.98 | 660416 /3906.24 | 660498 /3907.47 | | |
| High | 30 | 661998 /3929.97 | 662332 /3934.98 | 662666 /3939.99 | 662998 /3944.97 | 663332 /3949.98 | 663666 /3954.99 | 663998 /3959.97 | 664332 /3964.98 | | 664666 /3969.99 | 664832 /3972.48 | 664998 /3974.97 | | |
| SCS | | 15 kHz (n2, n5, n7, n12, n14, n25, n26, n30, n66, n70, n71) 30 kHz (n41, n48, n53, n77) | | | | | | | | | | | | | |
| NR(FR1) transmitter and antenna implementation | | Refer to section 7 and Appendix A. | | | | | | | | | | | | | |
| A-MPR(Additional MPR) disabled for SAR testing? | | Yes | | | | | | | | | | | | | |
| EN-DC Carrier Aggregation Possible Combinations | | | | | | | | | | | | | | | |
| LTE Anchor Bands for NR band n2 | | LTE Band 5/12/13/14/48/66 | | | | | | | | | | | | | |
| LTE Anchor Bands for NR band n5 | | LTE Band 2/7/30/48/66 | | | | | | | | | | | | | |

| | |
|----------------------------------|-------------------------------------|
| LTE Anchor Bands for NR band n7 | LTE Band 5/12/66 |
| LTE Anchor Bands for NR band n12 | LTE Band 2/30/48/66 |
| LTE Anchor Bands for NR band n14 | LTE Band 2/30/66 |
| LTE Anchor Bands for NR band n25 | LTE Band 12/48/66 |
| LTE Anchor Bands for NR band n26 | N/A |
| LTE Anchor Bands for NR band n30 | LTE Band 5/12/14/66 |
| LTE Anchor Bands for NR band n41 | LTE Band 2/4/5/12/25/26/41/66 |
| LTE Anchor Bands for NR band n48 | LTE Band 2/5/13/66 |
| LTE Anchor Bands for NR band n53 | LTE Band 48 |
| LTE Anchor Bands for NR band n66 | LTE Band 2/5/7/12/13/14/30/48/71 |
| LTE Anchor Bands for NR band n70 | N/A |
| LTE Anchor Bands for NR band n71 | LTE Band 2/7/48/66 |
| LTE Anchor Bands for NR band n77 | LTE Band 2/5/7/12/13/14/30/41/66/71 |

Notes:

1. Maximum bandwidth does not support at least three non-overlapping channels in certain channel bandwidths. When a device supports overlapping channel assignment in a channel bandwidth configuration, the middle channel of the group of overlapping channels should be selected for testing per FCC Guidance.
2. SAR test for NR bands and LTE anchor Bands were performed separately due to limitations in SAR probe calibration factors. And, due to test setup limitations, SAR testing for NR was performed using test mode software to establish the connection.
3. FR1 supported standalone.

6.6. Time-Average Feature

The equipment under test (EUT) incorporates the Smart Transmit (SmartTX) SAR averaging algorithm provided by Qualcomm for cellular technologies. Smart Transmit controls the Tx power of the cellular-based wireless device in real-time to maintain the time-averaged Tx power, and in turn, time-averaged RF exposure, below the predefined time-average power limit characterized for each technology and band.

The purpose of the Part 2 test in this report is to demonstrate that the EUT meets the FCC SAR limits when transmitting in static transmission scenario at maximum allowable time-averaged power levels.

The Smart Transmit algorithm maintains the time-averaged transmit power, in turn, time-averaged RF exposure of SAR_design_target or PD_design_target for each characterized technology and band.

Smart Transmit allows the device to transmit at higher power instantaneously as high as P_{max}, when needed, but enforces power limiting to maintain time-averaged transmit power to P_{limit}.

The maximum time-averaged output power (dBm) for any 2G/3G/4G/5G NR WWAN technology band, and DSI = minimum of “P_{limit EFS}” and “Maximum output power P_{max}” includes device uncertainty.

SAR values in this report were scaled to the maximum time-averaged output power to determine compliance following KDB 447498 D01.

SAR Characterization

Please refer to 14523740-S4 for the full details regarding SAR Characterizations.

7. RF Exposure Conditions (Test Configurations)

Refer to Appendix A for the specific details of the antenna-to-antenna and antenna-to-edge(s) distances.

| Antenna | Band | Back | Front | Edge Top | Edge Right | Edge Bottom | Edge Left |
|---------|--|------|-------|----------|------------|-------------|-----------|
| ANT1 | GSM 850/1900 WCDMA B2/4/5 LTE B2/4/5/7/12/13/14/17/25/26/30/41/53/66/71 5G(FR1) n2/n5/n7/n12/n14/n25/n26/n30/n41/n53/n66/n70/n71 MSS (L-Band) | Yes | Yes | No | Yes | Yes | Yes |
| ANT2 | GSM 850/1900 WCDMA B2/4/5 LTE B2/4/5/7/12/13/14/17/25/26/30/41/53/66/71 5G(FR1) n2/n5/n7/n12/n14/n25/n26/n30/n41/n53/n66/n70/n71 NFC Primary | Yes | Yes | Yes | Yes | No | Yes |
| ANT3 | GSM 1900 WCDMA B2/4 LTE B2/4/5/7/12/13/14/17/25/26/30/41/66/71 5G(FR1) n2/n5/n7/n12/n14/n25/n26/n30/n41/n66/n70/n71 Wi-Fi 2.4GHz Bluetooth 2.4GHz 802.15.4 | Yes | Yes | No | No | Yes | Yes |
| ANT4 | GSM 1900 WCDMA B2/4 LTE B2/4/7/25/30/41/48/66 5G(FR1) n2/n7/n25/n30/n41/n48/n66/n70/n77 MSS (L-Band) Wi-Fi 2.4GHz Bluetooth 2.4GHz 802.15.4 | Yes | Yes | Yes | Yes | No | No |
| ANT5 | Wi-Fi 5GHz/6E 802.15.4ab-NB NB UNII | Yes | Yes | No | No | Yes | Yes |
| ANT6 | Wi-Fi 5GHz/6E 802.15.4ab-NB NB UNII | Yes | Yes | Yes | No | No | Yes |
| ANT7 | LTE B48 5G(FR1) n48/n77 | Yes | Yes | No | Yes | Yes | No |
| ANT8 | LTE B48 5G(FR1) n48/n77 | Yes | Yes | Yes | No | No | Yes |
| ANT9 | LTE B48 5G(FR1) n48/n77 | Yes | Yes | No | No | Yes | Yes |
| NFC | NFC Secondary | Yes | Yes | No | Yes | No | Yes |

Notes:

- SAR is not required because the distance from the antenna to the edge is > 25 mm as per KDB 941225 D06 Hot Spot SAR.
- The Body-worn minimum separation distance is 5 mm. To cover both body-worn and hotspot RF exposure conditions testing was performed at a separation distance of 5 mm.

8. Dielectric Property Measurements & System Check

8.1. Dielectric Property Measurements

The temperature of the tissue-equivalent medium used during measurement must also be within 18°C to 25°C and within $\pm 2^\circ\text{C}$ of the temperature when the tissue parameters are characterized.

The dielectric parameters must be measured before the tissue-equivalent medium is used in a series of SAR measurements. The parameters should be re-measured after each 3 – 4 days of use; or earlier if the dielectric parameters can become out of tolerance; for example, when the parameters are marginal at the beginning of the measurement series.

Tissue dielectric parameters were measured at the low, middle and high frequency of each operating frequency range of the test device.

The dielectric constant (ϵ_r) and conductivity (σ) of typical tissue-equivalent media recipes are expected to be within $\pm 5\%$ of the required target values; but for SAR measurement systems that have implemented the SAR error compensation algorithms documented in IEEE Std 1528-2013, to automatically compensate the measured SAR results for deviations between the measured and required tissue dielectric parameters, the tolerance for ϵ_r and σ may be relaxed to $\pm 10\%$. This is limited to frequencies ≤ 3 GHz.

Tissue Dielectric Parameters

FCC KDB 865664 D01 SAR Measurement 100 MHz to 6 GHz

| Target Frequency (MHz) | Head | | Body | |
|------------------------|--------------|----------------|--------------|----------------|
| | ϵ_r | σ (S/m) | ϵ_r | σ (S/m) |
| 150 | 52.3 | 0.76 | 61.9 | 0.80 |
| 300 | 45.3 | 0.87 | 58.2 | 0.92 |
| 450 | 43.5 | 0.87 | 56.7 | 0.94 |
| 835 | 41.5 | 0.90 | 55.2 | 0.97 |
| 900 | 41.5 | 0.97 | 55.0 | 1.05 |
| 915 | 41.5 | 0.98 | 55.0 | 1.06 |
| 1450 | 40.5 | 1.20 | 54.0 | 1.30 |
| 1610 | 40.3 | 1.29 | 53.8 | 1.40 |
| 1800 – 2000 | 40.0 | 1.40 | 53.3 | 1.52 |
| 2450 | 39.2 | 1.80 | 52.7 | 1.95 |
| 3000 | 38.5 | 2.40 | 52.0 | 2.73 |
| 5000 | 36.2 | 4.45 | 49.3 | 5.07 |
| 5100 | 36.1 | 4.55 | 49.1 | 5.18 |
| 5200 | 36.0 | 4.66 | 49.0 | 5.30 |
| 5300 | 35.9 | 4.76 | 48.9 | 5.42 |
| 5400 | 35.8 | 4.86 | 48.7 | 5.53 |
| 5500 | 35.6 | 4.96 | 48.6 | 5.65 |
| 5600 | 35.5 | 5.07 | 48.5 | 5.77 |
| 5700 | 35.4 | 5.17 | 48.3 | 5.88 |
| 5800 | 35.3 | 5.27 | 48.2 | 6.00 |

Dielectric Property Measurements

| SAR Lab | Date | Band (MHz) | Tissue Type | Frequency (MHz) | Relative Permittivity (ϵ_r) | | | Conductivity (σ) | | |
|---------|-----------|------------|-------------|-----------------|--|--------|--------|---------------------------|--------|--------|
| | | | | | Measured | Target | Delta | Measured | Target | Delta |
| A | 6/4/2023 | 2450 | Head | 2450 | 39.93 | 39.2 | 1.86% | 1.87 | 1.80 | 3.67% |
| | | | | 2400 | 40.01 | 39.3 | 1.82% | 1.83 | 1.75 | 4.24% |
| | | | | 2500 | 39.88 | 39.1 | 1.90% | 1.90 | 1.85 | 2.69% |
| A | 6/7/2023 | 2450 | Head | 2450 | 37.71 | 39.2 | -3.80% | 1.81 | 1.80 | 0.67% |
| | | | | 2400 | 37.72 | 39.3 | -4.01% | 1.78 | 1.75 | 1.68% |
| | | | | 2500 | 37.61 | 39.1 | -3.90% | 1.84 | 1.85 | -0.60% |
| A | 6/25/2023 | 2450 | Head | 2450 | 37.50 | 39.2 | -4.34% | 1.79 | 1.80 | -0.33% |
| | | | | 2400 | 37.54 | 39.3 | -4.47% | 1.76 | 1.75 | 0.53% |
| | | | | 2500 | 37.39 | 39.1 | -4.46% | 1.83 | 1.85 | -1.51% |
| A | 7/6/2023 | 2450 | Head | 2450 | 37.49 | 39.2 | -4.36% | 1.80 | 1.80 | -0.11% |
| | | | | 2400 | 37.53 | 39.3 | -4.50% | 1.77 | 1.75 | 0.88% |
| | | | | 2500 | 37.40 | 39.1 | -4.44% | 1.83 | 1.85 | -1.30% |
| A | 7/13/2023 | 2450 | Head | 2450 | 37.33 | 39.2 | -4.77% | 1.88 | 1.80 | 4.28% |
| | | | | 2400 | 37.35 | 39.3 | -4.95% | 1.83 | 1.75 | 4.59% |
| | | | | 2500 | 37.23 | 39.1 | -4.87% | 1.92 | 1.85 | 3.56% |
| A | 7/16/2023 | 2450 | Head | 2450 | 37.59 | 39.2 | -4.11% | 1.81 | 1.80 | 0.78% |
| | | | | 2400 | 37.63 | 39.3 | -4.24% | 1.79 | 1.75 | 2.19% |
| | | | | 2500 | 37.42 | 39.1 | -4.39% | 1.86 | 1.85 | 0.54% |
| B | 5/31/2023 | 5250 | Head | 5250 | 36.89 | 35.9 | 2.66% | 4.52 | 4.70 | -3.85% |
| | | | | 5150 | 36.84 | 36.0 | 2.20% | 4.41 | 4.60 | -4.20% |
| | | | | 5350 | 36.48 | 35.8 | 1.85% | 4.57 | 4.80 | -4.82% |
| B | 6/4/2023 | 5250 | Head | 5250 | 37.61 | 35.9 | 4.67% | 4.83 | 4.70 | 2.70% |
| | | | | 5150 | 37.82 | 36.0 | 4.92% | 4.71 | 4.60 | 2.35% |
| | | | | 5350 | 37.42 | 35.8 | 4.47% | 4.95 | 4.80 | 3.05% |
| B | 6/25/2023 | 5250 | Head | 5250 | 35.28 | 35.9 | -1.82% | 4.66 | 4.70 | -1.00% |
| | | | | 5150 | 35.26 | 36.0 | -2.18% | 4.49 | 4.60 | -2.45% |
| | | | | 5350 | 35.11 | 35.8 | -1.98% | 4.79 | 4.80 | -0.28% |
| B | 6/29/2023 | 5250 | Head | 5250 | 34.52 | 35.9 | -3.93% | 4.72 | 4.70 | 0.36% |
| | | | | 5150 | 34.72 | 36.0 | -3.68% | 4.61 | 4.60 | 0.11% |
| | | | | 5350 | 34.21 | 35.8 | -4.49% | 4.83 | 4.80 | 0.55% |
| B | 7/2/2023 | 5250 | Head | 5250 | 36.22 | 35.9 | 0.80% | 4.58 | 4.70 | -2.53% |
| | | | | 5150 | 36.44 | 36.0 | 1.09% | 4.40 | 4.60 | -4.28% |
| | | | | 5350 | 36.11 | 35.8 | 0.81% | 4.70 | 4.80 | -2.26% |
| B | 7/13/2023 | 5250 | Head | 5250 | 34.49 | 35.9 | -4.02% | 4.54 | 4.70 | -3.53% |
| | | | | 5150 | 34.66 | 36.0 | -3.85% | 4.42 | 4.60 | -3.89% |
| | | | | 5350 | 34.30 | 35.8 | -4.24% | 4.65 | 4.80 | -3.24% |
| B | 7/16/2023 | 5250 | Head | 5250 | 35.85 | 35.9 | -0.23% | 4.68 | 4.70 | -0.53% |
| | | | | 5150 | 36.05 | 36.0 | 0.01% | 4.56 | 4.60 | -0.78% |
| | | | | 5350 | 35.65 | 35.8 | -0.47% | 4.79 | 4.80 | -0.36% |

| SAR Lab | Date | Band (MHz) | Tissue Type | Frequency (MHz) | Relative Permittivity (ϵ_r) | | | Conductivity (σ) | | |
|---------|-----------|------------|-------------|-----------------|--|--------|--------|---------------------------|--------|--------|
| | | | | | Measured | Target | Delta | Measured | Target | Delta |
| D | 6/4/2023 | 2450 | Head | 2450 | 39.51 | 39.2 | 0.79% | 1.73 | 1.80 | -3.94% |
| | | | | 2400 | 39.58 | 39.3 | 0.72% | 1.69 | 1.75 | -3.41% |
| | | | | 2500 | 39.45 | 39.1 | 0.80% | 1.77 | 1.85 | -4.80% |
| D | 6/7/2023 | 2450 | Head | 2450 | 38.52 | 39.2 | -1.73% | 1.73 | 1.80 | -3.83% |
| | | | | 2400 | 38.59 | 39.3 | -1.80% | 1.69 | 1.75 | -3.52% |
| | | | | 2500 | 38.46 | 39.1 | -1.73% | 1.77 | 1.85 | -4.75% |
| D | 6/11/2023 | 2450 | Head | 2450 | 39.43 | 39.2 | 0.59% | 1.74 | 1.80 | -3.22% |
| | | | | 2400 | 39.46 | 39.3 | 0.42% | 1.71 | 1.75 | -2.43% |
| | | | | 2500 | 39.32 | 39.1 | 0.47% | 1.78 | 1.85 | -4.26% |
| D | 6/25/2023 | 2450 | Head | 2450 | 40.65 | 39.2 | 3.70% | 1.78 | 1.80 | -1.33% |
| | | | | 2400 | 40.68 | 39.3 | 3.52% | 1.74 | 1.75 | -0.55% |
| | | | | 2500 | 40.55 | 39.1 | 3.61% | 1.81 | 1.85 | -2.43% |
| D | 6/29/2023 | 2450 | Head | 2450 | 40.93 | 39.2 | 4.41% | 1.87 | 1.80 | 3.83% |
| | | | | 2400 | 40.96 | 39.3 | 4.23% | 1.83 | 1.75 | 4.59% |
| | | | | 2500 | 40.80 | 39.1 | 4.25% | 1.91 | 1.85 | 2.91% |
| D | 7/9/2023 | 2450 | Head | 2450 | 38.92 | 39.2 | -0.71% | 1.74 | 1.80 | -3.39% |
| | | | | 2400 | 39.00 | 39.3 | -0.76% | 1.70 | 1.75 | -2.83% |
| | | | | 2500 | 38.86 | 39.1 | -0.71% | 1.77 | 1.85 | -4.37% |
| D | 7/13/2023 | 2450 | Head | 2450 | 37.69 | 39.2 | -3.85% | 1.72 | 1.80 | -4.22% |
| | | | | 2400 | 37.70 | 39.3 | -4.06% | 1.68 | 1.75 | -4.03% |
| | | | | 2500 | 37.61 | 39.1 | -3.90% | 1.76 | 1.85 | -4.91% |
| D | 7/16/2023 | 2450 | Head | 2450 | 38.51 | 39.2 | -1.76% | 1.74 | 1.80 | -3.17% |
| | | | | 2400 | 38.54 | 39.3 | -1.93% | 1.71 | 1.75 | -2.61% |
| | | | | 2500 | 38.36 | 39.1 | -1.99% | 1.78 | 1.85 | -3.83% |
| E | 6/1/2023 | 5250 | Head | 5250 | 35.69 | 35.9 | -0.68% | 4.63 | 4.70 | -1.58% |
| | | | | 5150 | 35.69 | 36.0 | -0.99% | 4.50 | 4.60 | -2.24% |
| | | | | 5350 | 35.26 | 35.8 | -1.56% | 4.55 | 4.69 | -2.97% |
| E | 6/4/2023 | 5250 | Head | 5250 | 35.04 | 35.9 | -2.49% | 4.48 | 4.70 | -4.83% |
| | | | | 5150 | 35.06 | 36.0 | -2.74% | 4.38 | 4.60 | -4.71% |
| | | | | 5350 | 34.85 | 35.8 | -2.71% | 4.58 | 4.80 | -4.76% |
| E | 6/25/2023 | 5250 | Head | 5250 | 35.54 | 35.9 | -1.09% | 4.53 | 4.70 | -3.64% |
| | | | | 5150 | 35.66 | 36.0 | -1.07% | 4.38 | 4.60 | -4.84% |
| | | | | 5350 | 35.28 | 35.8 | -1.50% | 4.65 | 4.80 | -3.21% |
| E | 6/29/2023 | 5250 | Head | 5250 | 34.54 | 35.9 | -3.88% | 4.56 | 4.70 | -3.09% |
| | | | | 5150 | 34.71 | 36.0 | -3.71% | 4.46 | 4.60 | -3.13% |
| | | | | 5350 | 34.36 | 35.8 | -4.07% | 4.66 | 4.80 | -3.09% |
| E | 7/2/2023 | 5250 | Head | 5250 | 36.99 | 35.9 | 2.94% | 4.68 | 4.70 | -0.43% |
| | | | | 5150 | 37.36 | 36.0 | 3.64% | 4.44 | 4.60 | -3.58% |
| | | | | 5350 | 37.12 | 35.8 | 3.63% | 4.80 | 4.80 | -0.07% |
| E | 7/13/2023 | 5250 | Head | 5250 | 34.24 | 35.9 | -4.71% | 4.61 | 4.70 | -1.87% |
| | | | | 5150 | 34.32 | 36.0 | -4.79% | 4.45 | 4.60 | -3.17% |
| | | | | 5350 | 34.08 | 35.8 | -4.86% | 4.71 | 4.80 | -1.90% |
| E | 7/15/2023 | 5600 | Head | 5600 | 34.14 | 35.5 | -3.92% | 4.85 | 5.06 | -4.25% |
| | | | | 5500 | 34.10 | 35.6 | -4.34% | 4.82 | 4.96 | -2.82% |
| | | | | 5725 | 33.86 | 35.4 | -4.33% | 4.93 | 5.19 | -4.99% |

| SAR Lab | Date | Band (MHz) | Tissue Type | Frequency (MHz) | Relative Permittivity (ϵ_r) | | | Conductivity (σ) | | |
|---------|-----------|------------|-------------|-----------------|--|--------|--------|---------------------------|--------|--------|
| | | | | | Measured | Target | Delta | Measured | Target | Delta |
| F | 6/1/2023 | 5600 | Head | 5600 | 34.11 | 35.5 | -4.01% | 4.86 | 5.06 | -4.00% |
| | | | | 5500 | 34.06 | 35.6 | -4.45% | 4.73 | 4.96 | -4.52% |
| | | | | 5725 | 33.81 | 35.4 | -4.47% | 5.01 | 5.19 | -3.49% |
| F | 6/4/2023 | 5600 | Head | 5600 | 35.68 | 35.5 | 0.41% | 4.86 | 5.06 | -4.02% |
| | | | | 5500 | 35.73 | 35.6 | 0.23% | 4.79 | 4.96 | -3.49% |
| | | | | 5725 | 35.43 | 35.4 | 0.11% | 4.94 | 5.19 | -4.82% |
| F | 6/7/2023 | 5600 | Head | 5600 | 37.24 | 35.5 | 4.80% | 4.81 | 5.06 | -4.91% |
| | | | | 5500 | 37.39 | 35.6 | 4.89% | 4.74 | 4.96 | -4.44% |
| | | | | 5725 | 36.94 | 35.4 | 4.38% | 4.95 | 5.19 | -4.63% |
| F | 6/25/2023 | 5600 | Head | 5600 | 35.57 | 35.5 | 0.10% | 4.85 | 5.06 | -4.17% |
| | | | | 5500 | 35.67 | 35.6 | 0.06% | 4.77 | 4.96 | -3.83% |
| | | | | 5725 | 35.36 | 35.4 | -0.09% | 4.94 | 5.19 | -4.71% |
| F | 6/29/2023 | 5600 | Head | 5600 | 35.20 | 35.5 | -0.94% | 5.16 | 5.06 | 1.87% |
| | | | | 5500 | 35.39 | 35.6 | -0.72% | 5.03 | 4.96 | 1.49% |
| | | | | 5725 | 34.95 | 35.4 | -1.25% | 5.31 | 5.19 | 2.37% |
| H | 6/1/2023 | 5750 | Head | 5750 | 36.02 | 35.4 | 1.86% | 5.03 | 5.21 | -3.47% |
| | | | | 5700 | 36.04 | 35.4 | 1.75% | 4.97 | 5.16 | -3.81% |
| | | | | 5850 | 35.79 | 35.3 | 1.39% | 5.15 | 5.32 | -3.12% |
| H | 6/7/2023 | 5750 | Head | 5750 | 35.72 | 35.4 | 1.01% | 5.31 | 5.21 | 1.88% |
| | | | | 5700 | 35.81 | 35.4 | 1.10% | 5.23 | 5.16 | 1.38% |
| | | | | 5850 | 35.53 | 35.3 | 0.65% | 5.42 | 5.32 | 1.90% |
| H | 6/25/2023 | 5750 | Head | 5750 | 35.43 | 35.4 | 0.19% | 5.23 | 5.21 | 0.22% |
| | | | | 5700 | 35.51 | 35.4 | 0.25% | 5.16 | 5.16 | 0.03% |
| | | | | 5850 | 35.25 | 35.3 | -0.14% | 5.34 | 5.32 | 0.38% |
| H | 6/29/2023 | 5750 | Head | 5750 | 35.85 | 35.4 | 1.38% | 5.26 | 5.21 | 0.96% |
| | | | | 5700 | 35.97 | 35.4 | 1.55% | 5.20 | 5.16 | 0.76% |
| | | | | 5850 | 35.70 | 35.3 | 1.13% | 5.38 | 5.32 | 1.20% |
| H | 7/12/2023 | 5750 | Head | 5750 | 35.21 | 35.4 | -0.43% | 4.98 | 5.21 | -4.50% |
| | | | | 5700 | 35.39 | 35.4 | -0.08% | 4.91 | 5.16 | -4.85% |
| | | | | 5850 | 34.94 | 35.3 | -1.02% | 5.18 | 5.32 | -2.67% |
| H | 7/16/2023 | 5750 | Head | 5750 | 35.11 | 35.4 | -0.71% | 5.34 | 5.21 | 2.38% |
| | | | | 5700 | 35.37 | 35.4 | -0.14% | 5.11 | 5.16 | -1.02% |
| | | | | 5850 | 34.80 | 35.3 | -1.42% | 5.42 | 5.32 | 1.92% |
| I | 6/1/20223 | 5750 | Head | 5750 | 34.02 | 35.4 | -3.80% | 5.10 | 5.21 | -2.10% |
| | | | | 5700 | 34.18 | 35.4 | -3.50% | 5.05 | 5.16 | -2.20% |
| | | | | 5850 | 33.88 | 35.3 | -4.02% | 5.26 | 5.32 | -1.05% |
| I | 6/4/2023 | 5750 | Head | 5750 | 36.72 | 35.4 | 3.84% | 5.11 | 5.21 | -2.03% |
| | | | | 5700 | 36.85 | 35.4 | 4.04% | 5.05 | 5.16 | -2.24% |
| | | | | 5850 | 36.51 | 35.3 | 3.43% | 5.22 | 5.32 | -1.97% |
| I | 7/13/2023 | 5750 | Head | 5750 | 34.32 | 35.4 | -2.95% | 5.00 | 5.21 | -4.02% |
| | | | | 5700 | 34.44 | 35.4 | -2.77% | 4.91 | 5.16 | -4.81% |
| | | | | 5850 | 33.87 | 35.3 | -4.05% | 5.13 | 5.32 | -3.67% |

| SAR Lab | Date | Band (MHz) | Tissue Type | Frequency (MHz) | Relative Permittivity (ϵ_r) | | | Conductivity (σ) | | |
|---------|-----------|------------|-------------|-----------------|--|--------|--------|---------------------------|--------|--------|
| | | | | | Measured | Target | Delta | Measured | Target | Delta |
| 1 | 5/24/2023 | 835 | Head | 835 | 43.04 | 41.5 | 3.71% | 0.87 | 0.90 | -3.58% |
| | | | | 805 | 43.13 | 41.7 | 3.48% | 0.86 | 0.90 | -4.60% |
| | | | | 850 | 42.99 | 41.5 | 3.59% | 0.87 | 0.92 | -4.62% |
| 1 | 5/31/2023 | 835 | Head | 835 | 43.43 | 41.5 | 4.65% | 0.87 | 0.90 | -3.26% |
| | | | | 805 | 43.52 | 41.7 | 4.42% | 0.86 | 0.90 | -4.25% |
| | | | | 850 | 43.40 | 41.5 | 4.58% | 0.87 | 0.92 | -4.38% |
| 1 | 6/4/2023 | 835 | Head | 835 | 40.06 | 41.5 | -3.47% | 0.87 | 0.90 | -3.73% |
| | | | | 805 | 40.14 | 41.7 | -3.69% | 0.85 | 0.90 | -4.73% |
| | | | | 850 | 40.03 | 41.5 | -3.54% | 0.87 | 0.92 | -4.79% |
| 1 | 6/4/2023 | 2600 | Head | 2600 | 37.80 | 39.0 | -3.10% | 1.89 | 1.96 | -3.47% |
| | | | | 2495 | 37.97 | 39.1 | -3.00% | 1.81 | 1.85 | -2.36% |
| | | | | 2690 | 37.65 | 38.9 | -3.21% | 1.97 | 2.06 | -4.44% |
| 1 | 6/8/2023 | 835 | Head | 835 | 43.25 | 41.5 | 4.22% | 0.94 | 0.90 | 4.99% |
| | | | | 805 | 43.33 | 41.7 | 3.96% | 0.93 | 0.90 | 3.92% |
| | | | | 850 | 43.21 | 41.5 | 4.12% | 0.95 | 0.92 | 3.85% |
| 1 | 6/11/2023 | 835 | Head | 835 | 39.83 | 41.5 | -4.02% | 0.91 | 0.90 | 0.89% |
| | | | | 805 | 39.88 | 41.7 | -4.32% | 0.90 | 0.90 | 0.01% |
| | | | | 850 | 39.80 | 41.5 | -4.10% | 0.91 | 0.92 | -0.25% |
| 1 | 6/18/2023 | 835 | Head | 835 | 39.99 | 41.5 | -3.64% | 0.92 | 0.90 | 2.30% |
| | | | | 805 | 40.07 | 41.7 | -3.86% | 0.91 | 0.90 | 1.24% |
| | | | | 850 | 39.94 | 41.5 | -3.76% | 0.93 | 0.92 | 1.19% |

| SAR Lab | Date | Band (MHz) | Tissue Type | Frequency (MHz) | Relative Permittivity (ϵ_r) | | | Conductivity (σ) | | |
|---------|-----------|------------|-------------|-----------------|--|--------|--------|---------------------------|--------|--------|
| | | | | | Measured | Target | Delta | Measured | Target | Delta |
| 2 | 5/30/2023 | 1640 | Head | 1640 | 40.38 | 40.3 | 0.31% | 1.24 | 1.31 | -4.81% |
| | | | | 1625 | 40.42 | 40.3 | 0.36% | 1.24 | 1.30 | -4.73% |
| | | | | 1665 | 40.34 | 40.2 | 0.31% | 1.26 | 1.32 | -4.92% |
| 2 | 5/31/2023 | 3500 | Head | 3500 | 39.41 | 37.9 | 3.90% | 2.80 | 2.91 | -3.90% |
| | | | | 3400 | 39.57 | 38.0 | 4.01% | 2.70 | 2.81 | -3.82% |
| | | | | 3600 | 39.25 | 37.8 | 3.79% | 2.90 | 3.01 | -3.88% |
| 2 | 6/4/2023 | 1750 | Head | 1750 | 39.09 | 40.1 | -2.48% | 1.31 | 1.37 | -4.16% |
| | | | | 1695 | 39.12 | 40.2 | -2.61% | 1.29 | 1.34 | -3.96% |
| | | | | 1755 | 39.10 | 40.1 | -2.44% | 1.32 | 1.37 | -4.14% |
| 2 | 6/8/2023 | 1750 | Head | 1750 | 41.81 | 40.1 | 4.30% | 1.31 | 1.37 | -4.67% |
| | | | | 1695 | 41.84 | 40.2 | 4.16% | 1.27 | 1.34 | -4.93% |
| | | | | 1755 | 41.81 | 40.1 | 4.32% | 1.31 | 1.37 | -4.65% |
| 2 | 6/10/2023 | 3500 | Head | 3500 | 38.41 | 37.9 | 1.27% | 2.87 | 2.91 | -1.57% |
| | | | | 3400 | 38.61 | 38.0 | 1.49% | 2.77 | 2.81 | -1.58% |
| | | | | 3600 | 38.22 | 37.8 | 1.07% | 2.97 | 3.01 | -1.52% |
| 2 | 6/11/2023 | 1750 | Head | 1750 | 40.49 | 40.1 | 1.01% | 1.32 | 1.37 | -3.72% |
| | | | | 1695 | 40.58 | 40.2 | 1.02% | 1.29 | 1.34 | -3.73% |
| | | | | 1755 | 40.49 | 40.1 | 1.03% | 1.32 | 1.37 | -3.70% |
| 2 | 6/11/2023 | 3500 | Head | 3500 | 38.79 | 37.9 | 2.27% | 2.78 | 2.91 | -4.66% |
| | | | | 3400 | 39.35 | 38.0 | 3.43% | 2.68 | 2.81 | -4.60% |
| | | | | 3600 | 38.62 | 37.8 | 2.13% | 2.87 | 3.01 | -4.74% |
| 2 | 6/11/2023 | 3700 | Head | 3700 | 38.45 | 37.7 | 1.99% | 2.97 | 3.12 | -4.76% |
| | | | | 3600 | 38.62 | 37.8 | 2.13% | 2.87 | 3.01 | -4.74% |
| | | | | 3800 | 38.28 | 37.6 | 1.84% | 3.07 | 3.22 | -4.55% |
| 2 | 6/15/2023 | 1750 | Head | 1750 | 40.31 | 40.1 | 0.56% | 1.31 | 1.37 | -4.31% |
| | | | | 1695 | 40.41 | 40.2 | 0.60% | 1.28 | 1.34 | -4.41% |
| | | | | 1755 | 40.29 | 40.1 | 0.53% | 1.31 | 1.37 | -4.29% |
| 2 | 6/18/2023 | 1750 | Head | 1750 | 40.17 | 40.1 | 0.21% | 1.31 | 1.37 | -4.67% |
| | | | | 1695 | 40.23 | 40.2 | 0.15% | 1.27 | 1.34 | -4.85% |
| | | | | 1755 | 40.17 | 40.1 | 0.23% | 1.31 | 1.37 | -4.65% |
| 2 | 6/22/2023 | 1750 | Head | 1750 | 38.50 | 40.1 | -3.95% | 1.33 | 1.37 | -3.21% |
| | | | | 1695 | 38.60 | 40.2 | -3.91% | 1.29 | 1.34 | -3.36% |
| | | | | 1755 | 38.49 | 40.1 | -3.96% | 1.33 | 1.37 | -3.19% |
| 2 | 6/25/2023 | 1640 | Head | 1640 | 41.30 | 40.3 | 2.59% | 1.25 | 1.31 | -4.36% |
| | | | | 1625 | 41.31 | 40.3 | 2.56% | 1.25 | 1.30 | -3.73% |
| | | | | 1665 | 41.25 | 40.2 | 2.58% | 1.26 | 1.32 | -4.62% |
| 2 | 7/9/2023 | 1640 | Head | 1640 | 39.68 | 40.3 | -1.43% | 1.28 | 1.31 | -2.29% |
| | | | | 1625 | 39.72 | 40.3 | -1.38% | 1.27 | 1.30 | -2.19% |
| | | | | 1665 | 39.63 | 40.2 | -1.46% | 1.29 | 1.32 | -2.58% |

| SAR Lab | Date | Band (MHz) | Tissue Type | Frequency (MHz) | Relative Permittivity (ϵ_r) | | | Conductivity (σ) | | |
|---------|-----------|------------|-------------|-----------------|--|--------|--------|---------------------------|--------|--------|
| | | | | | Measured | Target | Delta | Measured | Target | Delta |
| 4 | 5/31/2023 | 1750 | Head | 1750 | 39.79 | 40.1 | -0.73% | 1.37 | 1.37 | -0.07% |
| | | | | 1695 | 39.90 | 40.2 | -0.67% | 1.33 | 1.34 | -0.37% |
| | | | | 1755 | 39.78 | 40.1 | -0.74% | 1.37 | 1.37 | -0.06% |
| 4 | 6/4/2023 | 1750 | Head | 1750 | 40.08 | 40.1 | -0.01% | 1.36 | 1.37 | -0.95% |
| | | | | 1695 | 40.15 | 40.2 | -0.05% | 1.32 | 1.34 | -1.34% |
| | | | | 1755 | 40.07 | 40.1 | -0.02% | 1.36 | 1.37 | -0.93% |
| 4 | 6/8/2023 | 1750 | Head | 1750 | 39.52 | 40.1 | -1.41% | 1.35 | 1.37 | -1.24% |
| | | | | 1695 | 39.55 | 40.2 | -1.54% | 1.32 | 1.34 | -1.42% |
| | | | | 1755 | 39.52 | 40.1 | -1.39% | 1.36 | 1.37 | -1.22% |
| 4 | 6/11/2023 | 1750 | Head | 1750 | 38.36 | 40.1 | -4.30% | 1.32 | 1.37 | -3.72% |
| | | | | 1695 | 38.45 | 40.2 | -4.28% | 1.29 | 1.34 | -3.66% |
| | | | | 1755 | 38.35 | 40.1 | -4.31% | 1.32 | 1.37 | -3.70% |
| 4 | 6/18/2023 | 1750 | Head | 1750 | 41.03 | 40.1 | 2.36% | 1.32 | 1.37 | -3.50% |
| | | | | 1695 | 41.09 | 40.2 | 2.29% | 1.29 | 1.34 | -3.96% |
| | | | | 1755 | 41.02 | 40.1 | 2.35% | 1.32 | 1.37 | -3.48% |
| 4 | 6/29/2023 | 1750 | Head | 1750 | 41.64 | 40.1 | 3.88% | 1.34 | 1.37 | -2.48% |
| | | | | 1695 | 41.74 | 40.2 | 3.91% | 1.30 | 1.34 | -2.69% |
| | | | | 1755 | 41.63 | 40.1 | 3.88% | 1.34 | 1.37 | -2.46% |
| 5 | 5/31/2023 | 1900 | Head | 1900 | 41.65 | 40.0 | 4.13% | 1.41 | 1.40 | 0.57% |
| | | | | 1850 | 41.74 | 40.0 | 4.35% | 1.38 | 1.40 | -1.71% |
| | | | | 1920 | 41.62 | 40.0 | 4.05% | 1.42 | 1.40 | 1.57% |
| 5 | 6/4/2023 | 1900 | Head | 1900 | 39.02 | 40.0 | -2.45% | 1.38 | 1.40 | -1.21% |
| | | | | 1850 | 39.17 | 40.0 | -2.08% | 1.35 | 1.40 | -3.64% |
| | | | | 1920 | 38.98 | 40.0 | -2.55% | 1.40 | 1.40 | -0.21% |
| 5 | 6/8/2023 | 1900 | Head | 1900 | 39.11 | 40.0 | -2.23% | 1.37 | 1.40 | -1.93% |
| | | | | 1850 | 39.17 | 40.0 | -2.08% | 1.34 | 1.40 | -4.21% |
| | | | | 1920 | 39.09 | 40.0 | -2.27% | 1.39 | 1.40 | -0.93% |
| 5 | 6/11/2023 | 1900 | Head | 1900 | 39.16 | 40.0 | -2.10% | 1.41 | 1.40 | 0.50% |
| | | | | 1850 | 39.27 | 40.0 | -1.82% | 1.38 | 1.40 | -1.64% |
| | | | | 1920 | 39.13 | 40.0 | -2.17% | 1.42 | 1.40 | 1.43% |
| 5 | 6/22/2023 | 1900 | Head | 1900 | 39.75 | 40.0 | -0.63% | 1.40 | 1.40 | 0.14% |
| | | | | 1850 | 39.85 | 40.0 | -0.37% | 1.37 | 1.40 | -2.21% |
| | | | | 1920 | 39.73 | 40.0 | -0.68% | 1.42 | 1.40 | 1.07% |
| 7 | 5/31/2023 | 835 | Head | 835 | 39.87 | 41.5 | -3.93% | 0.88 | 0.90 | -2.58% |
| | | | | 805 | 39.93 | 41.7 | -4.20% | 0.87 | 0.90 | -3.53% |
| | | | | 850 | 39.83 | 41.5 | -4.02% | 0.88 | 0.92 | -3.69% |
| 7 | 6/4/2023 | 835 | Head | 835 | 42.69 | 41.5 | 2.87% | 0.87 | 0.90 | -2.93% |
| | | | | 805 | 42.76 | 41.7 | 2.59% | 0.86 | 0.90 | -3.96% |
| | | | | 850 | 42.66 | 41.5 | 2.80% | 0.88 | 0.92 | -4.00% |
| 7 | 6/4/2023 | 2600 | Head | 2600 | 38.85 | 39.0 | -0.41% | 1.91 | 1.96 | -2.91% |
| | | | | 2495 | 39.03 | 39.1 | -0.29% | 1.81 | 1.85 | -1.93% |
| | | | | 2690 | 38.69 | 38.9 | -0.53% | 1.98 | 2.06 | -3.76% |
| 7 | 6/18/2023 | 835 | Head | 835 | 41.62 | 41.5 | 0.29% | 0.89 | 0.90 | -0.70% |
| | | | | 805 | 41.68 | 41.7 | 0.00% | 0.88 | 0.90 | -1.64% |
| | | | | 850 | 41.60 | 41.5 | 0.24% | 0.90 | 0.92 | -1.78% |

| SAR Lab | Date | Band (MHz) | Tissue Type | Frequency (MHz) | Relative Permittivity (ϵ_r) | | | Conductivity (σ) | | |
|---------|-----------|------------|-------------|-----------------|--|--------|--------------|---------------------------|--------|---------------|
| | | | | | Measured | Target | Delta | Measured | Target | Delta |
| 8 | 6/1/2023 | 1900 | Head | 1900 | 38.41 | 40.0 | -3.98% | 1.42 | 1.40 | 1.21% |
| | | | | 1850 | 38.53 | 40.0 | -3.68% | 1.39 | 1.40 | -1.00% |
| | | | | 1920 | 38.38 | 40.0 | -4.05% | 1.43 | 1.40 | 2.14% |
| 8 | 6/4/2023 | 1900 | Head | 1900 | 40.98 | 40.0 | 2.45% | 1.41 | 1.40 | 0.93% |
| | | | | 1850 | 41.11 | 40.0 | 2.78% | 1.38 | 1.40 | -1.14% |
| | | | | 1920 | 40.95 | 40.0 | 2.38% | 1.43 | 1.40 | 1.86% |
| 8 | 6/8/2023 | 1900 | Head | 1900 | 38.22 | 40.0 | -4.45% | 1.45 | 1.40 | 3.79% |
| | | | | 1850 | 38.36 | 40.0 | -4.10% | 1.43 | 1.40 | 1.93% |
| | | | | 1920 | 38.20 | 40.0 | -4.50% | 1.47 | 1.40 | 4.71% |
| 8 | 6/11/2023 | 1900 | Head | 1900 | 38.71 | 40.0 | -3.23% | 1.43 | 1.40 | 1.86% |
| | | | | 1850 | 38.82 | 40.0 | -2.95% | 1.40 | 1.40 | -0.36% |
| | | | | 1920 | 38.71 | 40.0 | -3.23% | 1.43 | 1.40 | 1.86% |
| 8 | 6/15/2023 | 1900 | Head | 1900 | 38.61 | 40.0 | -3.48% | 1.40 | 1.40 | -0.29% |
| | | | | 1850 | 38.74 | 40.0 | -3.15% | 1.43 | 1.40 | 2.00% |
| | | | | 1920 | 38.64 | 40.0 | -3.40% | 1.44 | 1.40 | 3.07% |
| 8 | 6/18/2023 | 1900 | Head | 1900 | 39.51 | 40.0 | -1.23% | 1.42 | 1.40 | 1.43% |
| | | | | 1850 | 39.59 | 40.0 | -1.02% | 1.39 | 1.40 | -0.43% |
| | | | | 1920 | 39.49 | 40.0 | -1.28% | 1.43 | 1.40 | 2.36% |
| 8 | 6/21/2023 | 1900 | Head | 1900 | 38.22 | 40.0 | -4.45% | 1.44 | 1.40 | 2.86% |
| | | | | 1850 | 38.38 | 40.0 | -4.05% | 1.41 | 1.40 | 0.79% |
| | | | | 1920 | 38.19 | 40.0 | -4.53% | 1.45 | 1.40 | 3.79% |
| 9 | 6/1/2023 | 750 | Head | 750 | 44.29 | 42.0 | 5.55% | 0.85 | 0.89 | -4.36% |
| | | | | 660 | 44.51 | 42.4 | 4.92% | 0.82 | 0.89 | -7.66% |
| | | | | 800 | 44.02 | 41.7 | 5.55% | 0.87 | 0.90 | -3.24% |
| 9 | 6/4/2023 | 750 | Head | 750 | 43.20 | 42.0 | 2.95% | 0.88 | 0.89 | -1.71% |
| | | | | 660 | 43.48 | 42.4 | 2.49% | 0.85 | 0.89 | -4.41% |
| | | | | 800 | 43.03 | 41.7 | 3.18% | 0.89 | 0.90 | -0.36% |
| 9 | 6/17/2023 | 2600 | Head | 2600 | 39.63 | 39.0 | 1.59% | 1.89 | 1.96 | -3.73% |
| | | | | 2495 | 39.78 | 39.1 | 1.63% | 1.80 | 1.85 | -2.58% |
| | | | | 2690 | 39.49 | 38.9 | 1.52% | 1.97 | 2.06 | -4.59% |
| 10 | 6/1/2023 | 750 | Head | 750 | 41.60 | 42.0 | -0.86% | 0.87 | 0.89 | -2.15% |
| | | | | 660 | 41.84 | 42.4 | -1.37% | 0.84 | 0.89 | -4.84% |
| | | | | 800 | 41.36 | 41.7 | -0.83% | 0.89 | 0.90 | -0.60% |
| 10 | 6/4/2023 | 750 | Head | 750 | 43.23 | 42.0 | 3.02% | 0.88 | 0.89 | -1.73% |
| | | | | 660 | 43.52 | 42.4 | 2.59% | 0.85 | 0.89 | -4.64% |
| | | | | 800 | 43.06 | 41.7 | 3.25% | 0.89 | 0.90 | -0.24% |
| 10 | 6/18/2023 | 2600 | Head | 2600 | 39.61 | 39.0 | 1.54% | 1.94 | 1.96 | -1.38% |
| | | | | 2495 | 39.75 | 39.1 | 1.55% | 1.85 | 1.85 | -0.20% |
| | | | | 2690 | 39.45 | 38.9 | 1.42% | 2.01 | 2.06 | -2.60% |
| 10 | 6/21/2023 | 750 | Head | 750 | 41.73 | 42.0 | -0.55% | 0.90 | 0.89 | 0.64% |
| | | | | 660 | 42.01 | 42.4 | -0.97% | 0.87 | 0.89 | -2.29% |
| | | | | 800 | 41.54 | 41.7 | -0.40% | 0.92 | 0.90 | 2.06% |

| SAR Lab | Date | Band (MHz) | Tissue Type | Frequency (MHz) | Relative Permittivity (ϵ_r) | | | Conductivity (σ) | | |
|---------|-----------|------------|-------------|-----------------|--|--------|--------|---------------------------|--------|--------|
| | | | | | Measured | Target | Delta | Measured | Target | Delta |
| 12 | 6/4/2023 | 2600 | Head | 2600 | 38.54 | 39.0 | -1.21% | 1.92 | 1.96 | -2.40% |
| | | | | 2495 | 38.72 | 39.1 | -1.08% | 1.83 | 1.85 | -1.17% |
| | | | | 2690 | 38.37 | 38.9 | -1.36% | 1.99 | 2.06 | -3.28% |
| 12 | 6/7/2023 | 2600 | Head | 2600 | 39.82 | 39.0 | 2.07% | 1.89 | 1.96 | -3.73% |
| | | | | 2495 | 39.98 | 39.1 | 2.14% | 1.80 | 1.85 | -2.63% |
| | | | | 2690 | 39.66 | 38.9 | 1.96% | 1.96 | 2.06 | -4.68% |
| 12 | 6/11/2023 | 2600 | Head | 2600 | 37.59 | 39.0 | -3.64% | 1.93 | 1.96 | -1.89% |
| | | | | 2495 | 37.79 | 39.1 | -3.46% | 1.84 | 1.85 | -0.63% |
| | | | | 2690 | 37.43 | 38.9 | -3.77% | 2.00 | 2.06 | -2.84% |
| 12 | 6/14/2023 | 2600 | Head | 2600 | 39.40 | 39.0 | 1.00% | 1.90 | 1.96 | -3.17% |
| | | | | 2495 | 39.60 | 39.1 | 1.17% | 1.81 | 1.85 | -1.93% |
| | | | | 2690 | 39.25 | 38.9 | 0.91% | 1.97 | 2.06 | -4.30% |
| 12 | 6/18/2023 | 2600 | Head | 2600 | 37.70 | 39.0 | -3.36% | 1.90 | 1.96 | -3.22% |
| | | | | 2495 | 37.90 | 39.1 | -3.18% | 1.82 | 1.85 | -1.44% |
| | | | | 2690 | 37.57 | 38.9 | -3.41% | 1.97 | 2.06 | -4.44% |
| 12 | 6/21/2023 | 2600 | Head | 2600 | 40.18 | 39.0 | 3.00% | 1.90 | 1.96 | -3.32% |
| | | | | 2495 | 40.34 | 39.1 | 3.06% | 1.81 | 1.85 | -1.93% |
| | | | | 2690 | 40.01 | 38.9 | 2.86% | 1.97 | 2.06 | -4.25% |
| 12 | 6/25/2023 | 2600 | Head | 2600 | 40.70 | 39.0 | 4.33% | 1.97 | 1.96 | 0.40% |
| | | | | 2495 | 40.86 | 39.1 | 4.39% | 1.88 | 1.85 | 1.70% |
| | | | | 2690 | 40.54 | 38.9 | 4.22% | 2.05 | 2.06 | -0.46% |
| 12 | 6/28/2023 | 2600 | Head | 2600 | 40.14 | 39.0 | 2.89% | 1.90 | 1.96 | -3.42% |
| | | | | 2495 | 40.29 | 39.1 | 2.93% | 1.81 | 1.85 | -2.14% |
| | | | | 2690 | 40.00 | 38.9 | 2.83% | 1.97 | 2.06 | -4.25% |
| 12 | 7/2/2023 | 2600 | Head | 2600 | 37.63 | 39.0 | -3.54% | 1.92 | 1.96 | -2.30% |
| | | | | 2495 | 37.79 | 39.1 | -3.46% | 1.83 | 1.85 | -1.06% |
| | | | | 2690 | 37.48 | 38.9 | -3.64% | 1.99 | 2.06 | -3.28% |
| 12 | 7/5/2023 | 2600 | Head | 2600 | 40.13 | 39.0 | 2.87% | 1.90 | 1.96 | -3.42% |
| | | | | 2495 | 40.32 | 39.1 | 3.01% | 1.81 | 1.85 | -1.98% |
| | | | | 2690 | 39.98 | 38.9 | 2.78% | 1.97 | 2.06 | -4.54% |
| 12 | 7/16/2023 | 2600 | Head | 2600 | 37.81 | 39.0 | -3.08% | 1.92 | 1.96 | -2.05% |
| | | | | 2495 | 38.01 | 39.1 | -2.90% | 1.84 | 1.85 | -0.47% |
| | | | | 2690 | 37.63 | 38.9 | -3.26% | 1.99 | 2.06 | -3.23% |

| SAR Lab | Date | Band (MHz) | Tissue Type | Frequency (MHz) | Relative Permittivity (ϵ_r) | | | Conductivity (σ) | | |
|---------|-----------|------------|-------------|-----------------|--|--------|--------|---------------------------|--------|--------|
| | | | | | Measured | Target | Delta | Measured | Target | Delta |
| 13 | 5/30/2023 | 3500 | Head | 3500 | 38.47 | 37.9 | 1.42% | 2.83 | 2.91 | -2.77% |
| | | | | 3400 | 38.65 | 38.0 | 1.59% | 2.74 | 2.81 | -2.57% |
| | | | | 3600 | 38.30 | 37.8 | 1.28% | 2.93 | 3.01 | -2.85% |
| 13 | 6/11/2023 | 3700 | Head | 3700 | 38.26 | 37.7 | 1.48% | 2.98 | 3.12 | -4.53% |
| | | | | 3600 | 38.43 | 37.8 | 1.62% | 2.88 | 3.01 | -4.58% |
| | | | | 3800 | 38.08 | 37.6 | 1.31% | 3.08 | 3.22 | -4.43% |
| 13 | 6/14/2023 | 3500 | Head | 3500 | 39.63 | 37.9 | 4.48% | 2.86 | 2.91 | -1.87% |
| | | | | 3400 | 39.82 | 38.0 | 4.67% | 2.76 | 2.81 | -1.79% |
| | | | | 3600 | 39.44 | 37.8 | 4.30% | 2.96 | 3.01 | -1.76% |
| 13 | 6/14/2023 | 3700 | Head | 3700 | 39.24 | 37.7 | 4.08% | 3.07 | 3.12 | -1.58% |
| | | | | 3600 | 39.44 | 37.8 | 4.30% | 2.96 | 3.01 | -1.76% |
| | | | | 3800 | 39.05 | 37.6 | 3.89% | 3.17 | 3.22 | -1.38% |
| 13 | 6/18/2023 | 3500 | Head | 3500 | 38.11 | 37.9 | 0.48% | 2.95 | 2.91 | 1.46% |
| | | | | 3400 | 38.34 | 38.0 | 0.78% | 2.85 | 2.81 | 1.45% |
| | | | | 3600 | 37.93 | 37.8 | 0.30% | 3.06 | 3.01 | 1.63% |
| 13 | 6/18/2023 | 3700 | Head | 3700 | 37.73 | 37.7 | 0.08% | 3.18 | 3.12 | 1.89% |
| | | | | 3600 | 37.93 | 37.8 | 0.30% | 3.06 | 3.01 | 1.63% |
| | | | | 3800 | 37.54 | 37.6 | -0.13% | 3.29 | 3.22 | 2.25% |
| 13 | 6/21/2023 | 3500 | Head | 3500 | 37.75 | 37.9 | -0.47% | 2.85 | 2.91 | -2.12% |
| | | | | 3400 | 37.93 | 38.0 | -0.30% | 2.76 | 2.81 | -1.86% |
| | | | | 3600 | 37.56 | 37.8 | -0.68% | 2.94 | 3.01 | -2.32% |
| 13 | 6/25/2023 | 3500 | Head | 3500 | 37.40 | 37.9 | -1.40% | 2.79 | 2.91 | -4.31% |
| | | | | 3400 | 37.60 | 38.0 | -1.17% | 2.69 | 2.81 | -4.32% |
| | | | | 3600 | 37.21 | 37.8 | -1.60% | 2.88 | 3.01 | -4.31% |
| 13 | 6/29/2023 | 3700 | Head | 3700 | 38.61 | 37.7 | 2.41% | 2.97 | 3.12 | -4.63% |
| | | | | 3600 | 38.79 | 37.8 | 2.58% | 2.88 | 3.01 | -4.54% |
| | | | | 3800 | 38.44 | 37.6 | 2.27% | 3.07 | 3.22 | -4.49% |
| 13 | 7/2/2023 | 3500 | Head | 3500 | 38.36 | 37.9 | 1.13% | 2.77 | 2.91 | -4.73% |
| | | | | 3400 | 38.54 | 38.0 | 1.30% | 2.68 | 2.81 | -4.49% |
| | | | | 3600 | 38.18 | 37.8 | 0.96% | 2.87 | 3.01 | -4.77% |
| 13 | 7/2/2023 | 3700 | Head | 3700 | 37.98 | 37.7 | 0.74% | 2.97 | 3.12 | -4.85% |
| | | | | 3600 | 38.18 | 37.8 | 0.96% | 2.87 | 3.01 | -4.77% |
| | | | | 3800 | 37.79 | 37.6 | 0.54% | 3.06 | 3.22 | -4.83% |
| 13 | 7/5/2023 | 3500 | Head | 3150 | 39.78 | 38.3 | 3.79% | 2.48 | 2.55 | -2.83% |
| | | | | 3500 | 39.12 | 37.9 | 3.13% | 2.80 | 2.91 | -3.86% |
| | | | | 3850 | 38.55 | 37.5 | 2.72% | 3.14 | 3.27 | -4.05% |

| SAR Lab | Date | Band (MHz) | Tissue Type | Frequency (MHz) | Relative Permittivity (ϵ_r) | | | Conductivity (σ) | | |
|---------|-----------|------------|-------------|-----------------|--|--------|--------|---------------------------|--------|--------|
| | | | | | Measured | Target | Delta | Measured | Target | Delta |
| 15 | 6/4/2023 | 2600 | Head | 2600 | 38.40 | 39.0 | -1.57% | 1.98 | 1.96 | 0.86% |
| | | | | 2495 | 38.56 | 39.1 | -1.49% | 1.89 | 1.85 | 2.29% |
| | | | | 2690 | 38.22 | 38.9 | -1.74% | 2.06 | 2.06 | -0.17% |
| 15 | 6/7/2023 | 2600 | Head | 2600 | 37.86 | 39.0 | -2.95% | 2.01 | 1.96 | 2.44% |
| | | | | 2495 | 38.08 | 39.1 | -2.72% | 1.92 | 1.85 | 4.08% |
| | | | | 2690 | 37.69 | 38.9 | -3.10% | 2.08 | 2.06 | 1.09% |
| 15 | 6/11/2023 | 2600 | Head | 2600 | 37.17 | 39.0 | -4.72% | 1.99 | 1.96 | 1.32% |
| | | | | 2495 | 37.37 | 39.1 | -4.53% | 1.90 | 1.85 | 2.72% |
| | | | | 2690 | 37.00 | 38.9 | -4.88% | 2.07 | 2.06 | 0.27% |
| 15 | 6/14/2023 | 2600 | Head | 2600 | 37.25 | 39.0 | -4.51% | 2.02 | 1.96 | 3.15% |
| | | | | 2495 | 37.49 | 39.1 | -4.22% | 1.94 | 1.85 | 4.67% |
| | | | | 2690 | 37.06 | 38.9 | -4.72% | 2.10 | 2.06 | 2.02% |
| 15 | 6/18/2023 | 2600 | Head | 2600 | 39.29 | 39.0 | 0.72% | 1.97 | 1.96 | 0.40% |
| | | | | 2495 | 39.49 | 39.1 | 0.89% | 1.89 | 1.85 | 2.29% |
| | | | | 2690 | 39.15 | 38.9 | 0.65% | 2.05 | 2.06 | -0.70% |
| 15 | 6/21/2023 | 2600 | Head | 2600 | 37.40 | 39.0 | -4.13% | 2.00 | 1.96 | 1.72% |
| | | | | 2495 | 37.61 | 39.1 | -3.92% | 1.91 | 1.85 | 3.21% |
| | | | | 2690 | 37.21 | 38.9 | -4.34% | 2.07 | 2.06 | 0.51% |
| 15 | 6/28/2023 | 2600 | Head | 2600 | 39.27 | 39.0 | 0.66% | 1.96 | 1.96 | -0.11% |
| | | | | 2495 | 39.42 | 39.1 | 0.71% | 1.87 | 1.85 | 1.37% |
| | | | | 2690 | 39.14 | 38.9 | 0.62% | 2.04 | 2.06 | -1.09% |
| 15 | 7/2/2023 | 2600 | Head | 2600 | 37.61 | 39.0 | -3.59% | 1.96 | 1.96 | 0.09% |
| | | | | 2495 | 37.78 | 39.1 | -3.48% | 1.88 | 1.87 | 0.43% |
| | | | | 2690 | 37.45 | 38.9 | -3.72% | 2.04 | 2.06 | -0.85% |
| 15 | 7/5/2023 | 2600 | Head | 2600 | 37.31 | 39.0 | -4.36% | 1.92 | 1.96 | -1.94% |
| | | | | 2495 | 37.46 | 39.1 | -4.30% | 1.84 | 1.85 | -0.52% |
| | | | | 2690 | 37.16 | 38.9 | -4.47% | 2.00 | 2.06 | -3.03% |
| 15 | 7/12/2023 | 2600 | Head | 2600 | 38.50 | 39.0 | -1.31% | 1.93 | 1.96 | -1.49% |
| | | | | 2495 | 38.68 | 39.1 | -1.18% | 1.85 | 1.85 | -0.14% |
| | | | | 2690 | 38.32 | 38.9 | -1.48% | 2.01 | 2.06 | -2.50% |

| SAR Lab | Date | Band (MHz) | Tissue Type | Frequency (MHz) | Relative Permittivity (ϵ_r) | | | Conductivity (σ) | | |
|---------|-----------|------------|-------------|-----------------|--|--------|--------|---------------------------|--------|--------|
| | | | | | Measured | Target | Delta | Measured | Target | Delta |
| 16 | 5/31/2023 | 2300 | Head | 2300 | 37.86 | 39.5 | -4.09% | 1.67 | 1.66 | 0.08% |
| | | | | 2350 | 37.78 | 39.4 | -4.07% | 1.71 | 1.71 | 0.02% |
| | | | | 2400 | 37.69 | 39.3 | -4.09% | 1.75 | 1.75 | -0.38% |
| 16 | 6/4/2023 | 2300 | Head | 2300 | 38.00 | 39.5 | -3.73% | 1.63 | 1.66 | -2.27% |
| | | | | 2350 | 37.92 | 39.4 | -3.72% | 1.66 | 1.71 | -2.79% |
| | | | | 2400 | 37.84 | 39.3 | -3.71% | 1.69 | 1.75 | -3.29% |
| 16 | 6/7/2023 | 2300 | Head | 2300 | 39.04 | 39.5 | -1.10% | 1.71 | 1.66 | 2.96% |
| | | | | 2350 | 38.94 | 39.4 | -1.13% | 1.75 | 1.71 | 2.71% |
| | | | | 2400 | 38.84 | 39.3 | -1.16% | 1.79 | 1.75 | 2.25% |
| 16 | 6/11/2023 | 2300 | Head | 2300 | 37.88 | 39.5 | -4.03% | 1.65 | 1.66 | -0.77% |
| | | | | 2350 | 37.77 | 39.4 | -4.10% | 1.69 | 1.71 | -1.15% |
| | | | | 2400 | 37.69 | 39.3 | -4.09% | 1.72 | 1.75 | -1.69% |
| 16 | 6/14/2023 | 2300 | Head | 2300 | 38.16 | 39.5 | -3.33% | 1.69 | 1.66 | 1.40% |
| | | | | 2350 | 38.07 | 39.4 | -3.34% | 1.73 | 1.71 | 1.01% |
| | | | | 2400 | 37.97 | 39.3 | -3.38% | 1.76 | 1.75 | 0.65% |
| 16 | 6/18/2023 | 2300 | Head | 2300 | 39.34 | 39.5 | -0.34% | 1.65 | 1.66 | -1.13% |
| | | | | 2350 | 39.24 | 39.4 | -0.37% | 1.68 | 1.71 | -1.39% |
| | | | | 2400 | 39.16 | 39.3 | -0.35% | 1.72 | 1.75 | -1.69% |
| 16 | 6/30/2023 | 2300 | Head | 2300 | 38.41 | 39.5 | -2.69% | 1.60 | 1.66 | -3.59% |
| | | | | 2350 | 38.33 | 39.4 | -2.68% | 1.64 | 1.71 | -4.08% |
| | | | | 2400 | 38.28 | 39.3 | -2.59% | 1.67 | 1.75 | -4.78% |

| SAR Lab | Date | Band (MHz) | Tissue Type | Frequency (MHz) | Relative Permittivity (ϵ_r) | | | Conductivity (σ) | | |
|---------|-----------|------------|-------------|-----------------|--|--------|--------|---------------------------|--------|--------|
| | | | | | Measured | Target | Delta | Measured | Target | Delta |
| 17 | 6/4/2023 | 3500 | Head | 3500 | 39.31 | 37.9 | 3.64% | 2.80 | 2.91 | -3.87% |
| | | | | 3400 | 39.49 | 38.0 | 3.80% | 2.71 | 2.81 | -3.50% |
| | | | | 3600 | 39.14 | 37.8 | 3.50% | 2.89 | 3.01 | -4.11% |
| 17 | 6/7/2023 | 3500 | Head | 3500 | 37.17 | 37.9 | -2.00% | 2.78 | 2.91 | -4.45% |
| | | | | 3400 | 37.36 | 38.0 | -1.80% | 2.70 | 2.81 | -4.00% |
| | | | | 3600 | 36.99 | 37.8 | -2.18% | 2.87 | 3.01 | -4.68% |
| 17 | 6/7/2023 | 3700 | Head | 3700 | 36.82 | 37.7 | -2.34% | 2.97 | 3.12 | -4.76% |
| | | | | 3600 | 36.99 | 37.8 | -2.18% | 2.87 | 3.01 | -4.68% |
| | | | | 3800 | 36.64 | 37.6 | -2.52% | 3.07 | 3.22 | -4.77% |
| 17 | 6/11/2023 | 3500 | Head | 3500 | 38.65 | 37.9 | 1.90% | 2.82 | 2.91 | -3.18% |
| | | | | 3400 | 38.84 | 38.0 | 2.09% | 2.73 | 2.81 | -2.82% |
| | | | | 3600 | 38.47 | 37.8 | 1.73% | 2.92 | 3.01 | -3.28% |
| 17 | 6/11/2023 | 3700 | Head | 3700 | 39.42 | 37.7 | 4.56% | 3.04 | 3.12 | -2.57% |
| | | | | 3600 | 39.60 | 37.8 | 4.72% | 2.94 | 3.01 | -2.62% |
| | | | | 3800 | 39.25 | 37.6 | 4.42% | 3.14 | 3.22 | -2.44% |
| 17 | 6/14/2023 | 3500 | Head | 3500 | 39.49 | 37.9 | 4.11% | 2.78 | 2.91 | -4.62% |
| | | | | 3400 | 39.68 | 38.0 | 4.30% | 2.69 | 2.81 | -4.32% |
| | | | | 3600 | 39.32 | 37.8 | 3.98% | 2.87 | 3.01 | -4.71% |
| 17 | 6/14/2023 | 3700 | Head | 3700 | 39.16 | 37.7 | 3.87% | 2.97 | 3.12 | -4.72% |
| | | | | 3600 | 39.32 | 37.8 | 3.98% | 2.87 | 3.01 | -4.71% |
| | | | | 3800 | 38.99 | 37.6 | 3.73% | 3.07 | 3.22 | -4.68% |
| 17 | 6/18/2023 | 3500 | Head | 3500 | 37.69 | 37.9 | -0.63% | 2.77 | 2.91 | -4.79% |
| | | | | 3400 | 37.89 | 38.0 | -0.40% | 2.68 | 2.81 | -4.53% |
| | | | | 3600 | 37.55 | 37.8 | -0.70% | 2.87 | 3.01 | -4.84% |
| 17 | 6/18/2023 | 3700 | Head | 3700 | 37.39 | 37.7 | -0.83% | 2.97 | 3.12 | -4.79% |
| | | | | 3600 | 37.55 | 37.8 | -0.70% | 2.87 | 3.01 | -4.84% |
| | | | | 3800 | 37.24 | 37.6 | -0.92% | 3.07 | 3.22 | -4.65% |
| 17 | 6/21/2023 | 3500 | Head | 3500 | 38.78 | 37.9 | 2.24% | 2.82 | 2.91 | -3.15% |
| | | | | 3400 | 38.97 | 38.0 | 2.43% | 2.73 | 2.81 | -2.82% |
| | | | | 3600 | 38.59 | 37.8 | 2.05% | 2.91 | 3.01 | -3.45% |
| 17 | 6/25/2023 | 3500 | Head | 3500 | 38.85 | 37.9 | 2.43% | 2.81 | 2.91 | -3.35% |
| | | | | 3400 | 39.04 | 38.0 | 2.62% | 2.72 | 2.81 | -3.04% |
| | | | | 3600 | 38.67 | 37.8 | 2.26% | 2.91 | 3.01 | -3.45% |
| 17 | 6/25/2023 | 3700 | Head | 3700 | 38.48 | 37.7 | 2.07% | 3.01 | 3.12 | -3.54% |
| | | | | 3600 | 38.67 | 37.8 | 2.26% | 2.91 | 3.01 | -3.45% |
| | | | | 3800 | 38.31 | 37.6 | 1.92% | 3.10 | 3.22 | -3.59% |
| 17 | 6/28/2023 | 3700 | Head | 3700 | 38.69 | 37.7 | 2.62% | 2.97 | 3.12 | -4.63% |
| | | | | 3600 | 38.88 | 37.8 | 2.81% | 2.88 | 3.01 | -4.44% |
| | | | | 3800 | 38.51 | 37.6 | 2.45% | 3.07 | 3.22 | -4.62% |
| 17 | 7/2/2023 | 3700 | Head | 3700 | 36.61 | 37.7 | -2.89% | 3.09 | 3.12 | -0.78% |
| | | | | 3600 | 36.81 | 37.8 | -2.66% | 2.99 | 3.01 | -0.83% |
| | | | | 3800 | 36.40 | 37.6 | -3.16% | 3.20 | 3.22 | -0.54% |
| 17 | 7/5/2023 | 3700 | Head | 3700 | 36.85 | 37.7 | -2.26% | 3.02 | 3.12 | -3.22% |
| | | | | 3600 | 37.03 | 37.8 | -2.08% | 2.93 | 3.01 | -2.92% |
| | | | | 3800 | 36.70 | 37.6 | -2.36% | 3.12 | 3.22 | -3.22% |

| SAR Lab | Date | Band (MHz) | Tissue Type | Frequency (MHz) | Relative Permittivity (ϵ_r) | | | Conductivity (σ) | | |
|---------|-----------|------------|-------------|-----------------|--|--------|--------|---------------------------|--------|--------|
| | | | | | Measured | Target | Delta | Measured | Target | Delta |
| 18 | 6/4/2023 | 3900 | Head | 3900 | 38.39 | 37.5 | 2.45% | 3.20 | 3.32 | -3.67% |
| | | | | 3800 | 38.56 | 37.6 | 2.59% | 3.10 | 3.22 | -3.84% |
| | | | | 4000 | 38.23 | 37.4 | 2.33% | 3.30 | 3.42 | -3.54% |
| 18 | 6/7/2023 | 3900 | Head | 3900 | 36.63 | 37.5 | -2.25% | 3.17 | 3.32 | -4.63% |
| | | | | 3800 | 36.81 | 37.6 | -2.07% | 3.07 | 3.22 | -4.68% |
| | | | | 4000 | 36.46 | 37.4 | -2.41% | 3.27 | 3.42 | -4.59% |
| 18 | 6/11/2023 | 3900 | Head | 3900 | 36.37 | 37.5 | -2.94% | 3.19 | 3.32 | -3.82% |
| | | | | 3800 | 36.55 | 37.6 | -2.76% | 3.09 | 3.22 | -3.90% |
| | | | | 4000 | 36.19 | 37.4 | -3.13% | 3.30 | 3.42 | -3.74% |
| 18 | 6/14/2023 | 3900 | Head | 3900 | 39.27 | 37.5 | 4.79% | 3.16 | 3.32 | -4.78% |
| | | | | 3800 | 39.42 | 37.6 | 4.88% | 3.06 | 3.22 | -4.96% |
| | | | | 4000 | 39.11 | 37.4 | 4.69% | 3.27 | 3.42 | -4.56% |
| 18 | 6/21/2023 | 3900 | Head | 3900 | 36.93 | 37.5 | -1.45% | 3.18 | 3.32 | -4.24% |
| | | | | 3800 | 37.08 | 37.6 | -1.35% | 3.08 | 3.22 | -4.35% |
| | | | | 4000 | 36.79 | 37.4 | -1.52% | 3.28 | 3.42 | -4.18% |
| 18 | 6/25/2023 | 3900 | Head | 3900 | 37.86 | 37.5 | 1.03% | 3.17 | 3.32 | -4.42% |
| | | | | 3800 | 38.03 | 37.6 | 1.18% | 3.08 | 3.22 | -4.46% |
| | | | | 4000 | 37.70 | 37.4 | 0.91% | 3.27 | 3.42 | -4.36% |
| 18 | 6/26/2023 | 3500 | Head | 3150 | 39.47 | 38.3 | 2.97% | 2.46 | 2.55 | -3.77% |
| | | | | 3500 | 38.83 | 37.9 | 2.38% | 2.78 | 2.91 | -4.60% |
| | | | | 3850 | 38.28 | 37.5 | 1.99% | 3.12 | 3.27 | -4.69% |
| 19 | 6/4/2023 | 4900 | Head | 4900 | 34.93 | 36.3 | -3.86% | 4.23 | 4.34 | -2.69% |
| | | | | 4800 | 35.13 | 36.4 | -3.61% | 4.12 | 4.24 | -2.92% |
| | | | | 5000 | 34.73 | 36.2 | -4.11% | 4.33 | 4.45 | -2.55% |
| 19 | 6/7/2023 | 4900 | Head | 4900 | 35.88 | 36.3 | -1.25% | 4.29 | 4.34 | -1.17% |
| | | | | 4800 | 36.09 | 36.4 | -0.98% | 4.18 | 4.24 | -1.48% |
| | | | | 5000 | 35.69 | 36.2 | -1.46% | 4.40 | 4.45 | -1.02% |
| 19 | 6/11/2023 | 4900 | Head | 4900 | 36.07 | 36.3 | -0.72% | 4.35 | 4.34 | 0.18% |
| | | | | 4800 | 36.28 | 36.4 | -0.46% | 4.24 | 4.24 | -0.09% |
| | | | | 5000 | 35.87 | 36.2 | -0.96% | 4.46 | 4.45 | 0.33% |
| 19 | 6/14/2023 | 4900 | Head | 4900 | 35.97 | 36.3 | -1.00% | 4.20 | 4.34 | -3.25% |
| | | | | 4800 | 36.16 | 36.4 | -0.79% | 4.09 | 4.24 | -3.58% |
| | | | | 5000 | 35.79 | 36.2 | -1.18% | 4.31 | 4.45 | -3.02% |
| 19 | 6/18/2023 | 4900 | Head | 4900 | 37.59 | 36.3 | 3.46% | 4.17 | 4.34 | -3.98% |
| | | | | 4800 | 37.78 | 36.4 | 3.66% | 4.06 | 4.24 | -4.24% |
| | | | | 5000 | 37.42 | 36.2 | 3.32% | 4.28 | 4.45 | -3.85% |
| 19 | 6/22/2023 | 3500 | Head | 3500 | 38.71 | 37.9 | 2.06% | 2.92 | 2.91 | 0.43% |
| | | | | 3400 | 38.92 | 38.0 | 2.30% | 2.83 | 2.81 | 0.84% |
| | | | | 3600 | 38.52 | 37.8 | 1.86% | 3.02 | 3.01 | 0.14% |
| 19 | 6/24/2023 | 2300 | Head | 2300 | 37.54 | 39.5 | -4.90% | 1.70 | 1.66 | 2.30% |
| | | | | 2350 | 37.45 | 39.4 | -4.91% | 1.74 | 1.71 | 2.01% |
| | | | | 2400 | 37.36 | 39.3 | -4.93% | 1.78 | 1.75 | 1.39% |
| SAR Lab | Date | Band (MHz) | Tissue Type | Frequency (MHz) | Relative Permittivity (ϵ_r) | | | Conductivity (σ) | | |
| 2 | 6/16/2023 | 13 | Head | 13 | 57.49 | 55.00 | 4.53% | 0.73 | 0.75 | -3.04% |
| | | | | 12 | 57.63 | 55.00 | 4.78% | 0.73 | 0.75 | -3.04% |
| | | | | 14 | 57.21 | 55.00 | 4.02% | 0.73 | 0.75 | -3.04% |

| SAR Lab | Date | Band (MHz) | Tissue Type | Frequency (MHz) | Relative Permittivity (ϵ_r) | | | Conductivity (σ) | | |
|---------|-----------|------------|-------------|-----------------|--|--------|-------|---------------------------|--------|--------|
| | | | | | Measured | Target | Delta | Measured | Target | Delta |
| 2 | 8/22/2023 | 3500 | Head | 3500 | 39.67 | 37.93 | 4.59% | 2.79 | 2.91 | -4.28% |
| | | | | 3400 | 39.82 | 38.04 | 4.67% | 2.69 | 2.81 | -4.10% |
| | | | | 3600 | 39.47 | 37.82 | 4.38% | 2.88 | 3.01 | -4.38% |
| 2 | 8/22/2023 | 1640 | Head | 1640 | 40.86 | 40.25 | 1.51% | 1.24 | 1.31 | -4.81% |
| | | | | 1610 | 40.95 | 40.30 | 1.61% | 1.23 | 1.29 | -4.73% |
| | | | | 1665 | 40.82 | 40.22 | 1.50% | 1.26 | 1.32 | -4.85% |
| 7 | 8/22/2023 | 750 | Head | 750 | 43.59 | 41.96 | 3.88% | 0.88 | 0.89 | -1.65% |
| | | | | 660 | 43.91 | 42.42 | 3.50% | 0.85 | 0.89 | -4.36% |
| | | | | 800 | 43.49 | 41.71 | 4.28% | 0.89 | 0.90 | -0.35% |

8.2. System Check

SAR system verification is required to confirm measurement accuracy, according to the tissue dielectric media, probe calibration points and other system operating parameters required for measuring the SAR of a test device. The system verification must be performed for each frequency band and within the valid range of each probe calibration point required for testing the device. The same SAR probe(s) and tissue-equivalent media combinations used with each specific SAR system for system verification must be used for device testing. When multiple probe calibration points are required to cover substantially large transmission bands, independent system verifications are required for each probe calibration point. A system verification must be performed before each series of SAR measurements using the same probe calibration point and tissue-equivalent medium. Additional system verification should be considered according to the conditions of the tissue-equivalent medium and measured tissue dielectric parameters, typically every three to four days when the liquid parameters are re-measured or sooner when marginal liquid parameters are used at the beginning of a series of measurements.

System Performance Check Measurement Conditions:

- The measurements were performed in the flat section of the TWIN SAM or ELI phantom, shell thickness: 2.0 \pm 0.2 mm (bottom plate) filled with Body or Head simulating liquid of the following parameters.
- The depth of tissue-equivalent liquid in a phantom must be \geq 15.0 cm for SAR measurements \leq 3 GHz and \geq 10.0 cm for measurements $>$ 3 GHz.
- The DASY system with an E-Field Probe was used for the measurements.
- The dipole was mounted on the small tripod so that the dipole feed point was positioned below the center marking of the flat phantom section and the dipole was oriented parallel to the body axis (the long side of the phantom). The standard measuring distance was 10 mm (above 1 GHz) and 15 mm (below 1 GHz) from dipole center to the simulating liquid surface.
- The coarse grid with a grid spacing of 15 mm was aligned with the dipole.
For 5 GHz band - The coarse grid with a grid spacing of 10 mm was aligned with the dipole.
- Special 7x7x7 (below 3 GHz) and/or 8x8x7 (above 3 GHz) fine cube was chosen for the cube.
- Distance between probe sensors and phantom surface was set to 3 mm.
For 5 GHz band - Distance between probe sensors and phantom surface was set to 2.5 mm
- The dipole input power (forward power) was 100 mW.
- The results are normalized to 1 W input power.

System Check Results

The 1-g and 10-g SAR measured with a reference dipole, using the required tissue-equivalent medium at the test frequency, must be within ±10% of the manufacturer calibrated dipole SAR target. Refer to Appendix B for the SAR System Check Plots.

| SAR Lab | Date | Tissue Type | Dipole Type & Serial Number | Dipole Cal. Due Date | Measured results for 1-g SAR | | | | Measured results for 10-g SAR | | | | Plot No. |
|---------|-----------|-------------|-----------------------------|----------------------|------------------------------|------------------|---------------------|---------------|-------------------------------|------------------|---------------------|------------|----------|
| | | | | | Zoom Scan at 100 mW | Normalize to 1 W | Target (Ref. Value) | Delta ±10% | Zoom Scan at 100 mW | Normalize to 1 W | Target (Ref. Value) | Delta ±10% | |
| A | 6/4/2023 | Head | D2450V2 SN: 706 | 1/20/2024 | 5.370 | 53.70 | 52.30 | 2.68% | 2.490 | 24.90 | 24.50 | 1.63% | |
| A | 6/7/2023 | Head | D2450V2 SN: 706 | 1/20/2024 | 5.140 | 51.40 | 52.30 | -1.72% | 2.390 | 23.90 | 24.50 | -2.45% | |
| A | 6/25/2023 | Head | D2450V2 SN: 706 | 1/20/2024 | 5.000 | 50.00 | 52.30 | -4.40% | 2.320 | 23.20 | 24.50 | -5.31% | |
| A | 7/6/2023 | Head | D2450V2 SN: 706 | 1/20/2024 | 5.370 | 53.70 | 52.30 | 2.68% | 2.500 | 25.00 | 24.50 | 2.04% | 1 |
| A | 7/13/2023 | Head | D2450V2 SN: 706 | 1/20/2024 | 5.320 | 53.20 | 52.30 | 1.72% | 2.470 | 24.70 | 24.50 | 0.82% | |
| A | 7/16/2023 | Head | D2450V2 SN: 706 | 1/20/2024 | 5.140 | 51.40 | 52.30 | -1.72% | 2.400 | 24.00 | 24.50 | -2.04% | |
| B | 5/31/2023 | Head | D5GHzV2 SN: 1138 (5.25 GHz) | 2/3/2024 | 7.440 | 74.40 | 79.50 | -6.42% | 2.120 | 21.20 | 22.60 | -6.19% | |
| B | 6/4/2023 | Head | D5GHzV2 SN: 1138 (5.25 GHz) | 2/3/2024 | 8.190 | 81.90 | 79.50 | 3.02% | 2.350 | 23.50 | 22.60 | 3.98% | |
| B | 6/25/2023 | Head | D5GHzV2 SN: 1138 (5.25 GHz) | 2/3/2024 | 8.030 | 80.30 | 79.50 | 1.01% | 2.300 | 23.00 | 22.60 | 1.77% | |
| B | 6/29/2023 | Head | D5GHzV2 SN: 1138 (5.25 GHz) | 2/3/2024 | 7.800 | 78.00 | 79.50 | -1.89% | 2.240 | 22.40 | 22.60 | -0.88% | |
| B | 7/2/2023 | Head | D5GHzV2 SN: 1138 (5.25 GHz) | 2/3/2024 | 7.730 | 77.30 | 79.50 | -2.77% | 2.230 | 22.30 | 22.60 | -1.33% | |
| B | 7/13/2023 | Head | D5GHzV2 SN: 1138 (5.25 GHz) | 2/3/2024 | 7.780 | 77.80 | 79.50 | -2.14% | 2.230 | 22.30 | 22.60 | -1.33% | |
| B | 7/16/2023 | Head | D5GHzV2 SN: 1138 (5.25 GHz) | 2/3/2024 | 8.470 | 84.70 | 79.50 | 6.54% | 2.440 | 24.40 | 22.60 | 7.96% | 2 |
| D | 6/4/2023 | Head | D2450V2 SN: 899 | 4/18/2024 | 4.840 | 48.40 | 51.90 | -6.74% | 2.320 | 23.20 | 24.40 | -4.92% | 3 |
| D | 6/7/2023 | Head | D2450V2 SN: 899 | 4/18/2024 | 5.140 | 51.40 | 51.90 | -0.96% | 2.470 | 24.70 | 24.40 | 1.23% | |
| D | 6/11/2023 | Head | D2450V2 SN: 899 | 4/18/2024 | 5.140 | 51.40 | 51.90 | -0.96% | 2.470 | 24.70 | 24.40 | 1.23% | |
| D | 6/25/2023 | Head | D2450V2 SN: 899 | 4/18/2024 | 4.900 | 49.00 | 51.90 | -5.59% | 2.350 | 23.50 | 24.40 | -3.69% | |
| D | 6/29/2023 | Head | D2450V2 SN: 899 | 4/18/2024 | 5.290 | 52.90 | 51.90 | 1.93% | 2.540 | 25.40 | 24.40 | 4.10% | |
| D | 7/9/2023 | Head | D2450V2 SN: 899 | 4/18/2024 | 5.280 | 52.80 | 51.90 | 1.73% | 2.540 | 25.40 | 24.40 | 4.10% | |
| D | 7/13/2023 | Head | D2450V2 SN: 899 | 4/18/2024 | 5.110 | 51.10 | 51.90 | -1.54% | 2.470 | 24.70 | 24.40 | 1.23% | |
| D | 7/16/2023 | Head | D2450V2 SN: 899 | 4/18/2024 | 5.030 | 50.30 | 51.90 | -3.08% | 2.440 | 24.40 | 24.40 | 0.00% | |
| E | 6/1/2023 | Head | D5GHzV2 SN: 1003 (5.25 GHz) | 2/22/2024 | 7.560 | 75.60 | 80.30 | -5.85% | 2.160 | 21.60 | 22.90 | -5.68% | |
| E | 6/4/2023 | Head | D5GHzV2 SN: 1138 (5.25 GHz) | 2/3/2024 | 7.230 | 72.30 | 79.50 | -9.06% | 2.060 | 20.60 | 22.60 | -8.85% | |
| E | 6/25/2023 | Head | D5GHzV2 SN: 1003 (5.25 GHz) | 2/22/2024 | 7.360 | 73.60 | 80.30 | -8.34% | 2.090 | 20.90 | 22.90 | -8.73% | |
| E | 6/29/2023 | Head | D5GHzV2 SN: 1003 (5.25 GHz) | 2/22/2024 | 7.520 | 75.20 | 80.30 | -6.35% | 2.140 | 21.40 | 22.90 | -6.55% | |
| E | 7/2/2023 | Head | D5GHzV2 SN: 1003 (5.25 GHz) | 2/22/2024 | 7.350 | 73.50 | 80.30 | -8.47% | 2.100 | 21.00 | 22.90 | -8.30% | |
| E | 7/13/2023 | Head | D5GHzV2 SN: 1003 (5.25 GHz) | 2/22/2024 | 7.390 | 73.90 | 80.30 | -7.97% | 2.110 | 21.10 | 22.90 | -7.86% | |
| E | 7/15/2023 | Head | D5GHzV2 SN: 1003 (5.60 GHz) | 2/22/2024 | 7.640 | 76.40 | 83.00 | -7.95% | 2.140 | 21.40 | 23.70 | -9.70% | 4 |
| F | 6/1/2023 | Head | D5GHzV2 SN: 1138 (5.60 GHz) | 2/3/2024 | 8.410 | 84.10 | 82.50 | 1.94% | 2.380 | 23.80 | 23.40 | 1.71% | |
| F | 6/4/2023 | Head | D5GHzV2 SN: 1168 (5.60 GHz) | 11/23/2023 | 8.660 | 86.60 | 80.70 | 7.31% | 2.450 | 24.50 | 22.80 | 7.46% | |
| F | 6/7/2023 | Head | D5GHzV2 SN: 1168 (5.60 GHz) | 11/23/2023 | 7.330 | 73.30 | 80.70 | -9.17% | 2.060 | 20.60 | 22.80 | -9.65% | 5 |
| F | 6/25/2023 | Head | D5GHzV2 SN: 1138 (5.60 GHz) | 2/3/2024 | 7.600 | 76.00 | 82.50 | -7.88% | 2.140 | 21.40 | 23.40 | -8.55% | 6 |
| F | 6/29/2023 | Head | D5GHzV2 SN: 1138 (5.60 GHz) | 2/3/2024 | 8.020 | 80.20 | 82.50 | -2.79% | 2.250 | 22.50 | 23.40 | -3.85% | |
| H | 6/1/2023 | Head | D5GHzV2 SN: 1138 (5.75 GHz) | 2/3/2024 | 7.240 | 72.40 | 78.30 | -7.54% | 2.060 | 20.60 | 22.20 | -7.21% | |
| H | 6/7/2023 | Head | D5GHzV2 SN: 1138 (5.75 GHz) | 2/3/2024 | 7.160 | 71.60 | 78.30 | -8.56% | 2.050 | 20.50 | 22.20 | -7.66% | |
| H | 6/25/2023 | Head | D5GHzV2 SN: 1138 (5.75 GHz) | 2/3/2024 | 7.070 | 70.70 | 78.30 | -9.71% | 2.030 | 20.30 | 22.20 | -8.56% | 7 |
| H | 6/29/2023 | Head | D5GHzV2 SN: 1138 (5.75 GHz) | 2/3/2024 | 7.140 | 71.40 | 78.30 | -8.81% | 2.050 | 20.50 | 22.20 | -7.66% | |
| H | 7/12/2023 | Head | D5GHzV2 SN: 1138 (5.75 GHz) | 2/3/2024 | 7.090 | 70.90 | 78.30 | -9.45% | 2.020 | 20.20 | 22.20 | -9.01% | |
| H | 7/16/2023 | Head | D5GHzV2 SN: 1138 (5.75 GHz) | 2/3/2024 | 7.620 | 76.20 | 78.30 | -2.68% | 2.180 | 21.80 | 22.20 | -1.80% | |

| SAR Lab | Date | Tissue Type | Dipole Type & Serial Number | Dipole Cal. Due Date | Measured results for 1-g SAR | | | | Measured results for 10-g SAR | | | | Plot No. |
|---------|-----------|-------------|-----------------------------|----------------------|------------------------------|------------------|---------------------|------------|-------------------------------|------------------|---------------------|------------|----------|
| | | | | | Zoom Scan at 100 mW | Normalize to 1 W | Target (Ref. Value) | Delta ±10% | Zoom Scan at 100 mW | Normalize to 1 W | Target (Ref. Value) | Delta ±10% | |
| 1 | 6/1/2023 | Head | D5GHzV2 SN: 1138 (5.75 GHz) | 2/3/2024 | 7.310 | 73.10 | 78.30 | -6.64% | 2.110 | 21.10 | 22.20 | -4.95% | 8 |
| 1 | 6/4/2023 | Head | D5GHzV2 SN: 1138 (5.75 GHz) | 2/3/2024 | 7.910 | 79.10 | 78.30 | 1.02% | 2.270 | 22.70 | 22.20 | 2.25% | |
| 1 | 7/13/2023 | Head | D5GHzV2 SN: 1138 (5.75 GHz) | 2/3/2024 | 7.460 | 74.60 | 78.30 | -4.73% | 2.160 | 21.60 | 22.20 | -2.70% | |
| 1 | 5/24/2023 | Head | D835V2 SN: 4d002 | 11/24/2023 | 0.990 | 9.90 | 9.83 | 0.71% | 0.661 | 6.61 | 6.42 | 2.96% | |
| 1 | 6/1/2023 | Head | D835V2 SN: 4d002 | 11/24/2023 | 0.995 | 9.95 | 9.83 | 1.22% | 0.664 | 6.64 | 6.42 | 3.43% | |
| 1 | 6/4/2023 | Head | D835V2 SN: 4d002 | 11/24/2023 | 1.000 | 10.00 | 9.83 | 1.73% | 0.669 | 6.69 | 6.42 | 4.21% | |
| 1 | 6/4/2023 | Head | D2600V2 SN: 1036 | 4/11/2024 | 5.750 | 57.50 | 55.40 | 3.79% | 2.680 | 26.80 | 24.90 | 7.63% | 9 |
| 1 | 6/8/2023 | Head | D835V2 SN: 4d002 | 11/24/2023 | 1.070 | 10.70 | 9.83 | 8.85% | 0.703 | 7.03 | 6.42 | 9.50% | 10 |
| 1 | 6/11/2023 | Head | D835V2 SN: 4d002 | 11/24/2023 | 0.954 | 9.54 | 9.83 | -2.95% | 0.634 | 6.34 | 6.42 | -1.25% | |
| 1 | 6/18/2023 | Head | D835V2 SN: 4d002 | 11/24/2023 | 1.040 | 10.40 | 9.83 | 5.80% | 0.698 | 6.98 | 6.42 | 8.72% | |
| 2 | 5/30/2023 | Head | D1640V2 SN: 334 | 3/25/2023 | 3.470 | 34.70 | 33.90 | 2.36% | 1.920 | 19.20 | 18.30 | 4.92% | |
| 2 | 6/1/2023 | Head | D3500V2 SN: 1011 | 4/17/2024 | 6.860 | 68.60 | 65.60 | 4.57% | 2.700 | 27.00 | 24.70 | 9.31% | |
| 2 | 6/4/2023 | Head | D1750V2 SN: 1053 | 10/17/2023 | 3.640 | 36.40 | 36.60 | -0.55% | 1.970 | 19.70 | 19.40 | 1.55% | |
| 2 | 6/8/2023 | Head | D1750V2 SN: 1053 | 10/17/2023 | 3.630 | 36.30 | 36.60 | -0.82% | 1.970 | 19.70 | 19.40 | 1.55% | |
| 2 | 6/10/2023 | Head | D3500V2 SN: 1011 | 4/17/2024 | 6.810 | 68.10 | 65.60 | 3.81% | 2.670 | 26.70 | 24.70 | 8.10% | |
| 2 | 6/11/2023 | Head | D1750V2 SN: 1053 | 10/17/2023 | 3.700 | 37.00 | 36.60 | 1.09% | 2.000 | 20.00 | 19.40 | 3.09% | |
| 2 | 6/11/2023 | Head | D3500V2 SN: 1011 | 4/17/2024 | 6.180 | 61.80 | 65.60 | -5.79% | 2.390 | 23.90 | 24.70 | -3.24% | 11 |
| 2 | 6/11/2023 | Head | D3700V2 SN: 1110 | 11/30/2023 | 6.820 | 68.20 | 64.09 | 6.41% | 2.570 | 25.70 | 23.60 | 8.90% | 12 |
| 2 | 6/15/2023 | Head | D1750V2 SN: 1053 | 10/17/2023 | 3.600 | 36.00 | 36.60 | -1.64% | 1.950 | 19.50 | 19.40 | 0.52% | |
| 2 | 6/18/2023 | Head | D1750V2 SN: 1053 | 10/17/2023 | 3.610 | 36.10 | 36.60 | -1.37% | 1.960 | 19.60 | 19.40 | 1.03% | |
| 2 | 6/22/2023 | Head | D1750V2 SN: 1053 | 10/17/2023 | 3.760 | 37.60 | 36.60 | 2.73% | 2.040 | 20.40 | 19.40 | 5.15% | 13 |
| 2 | 6/25/2023 | Head | D1640V2 SN: 334 | 3/25/2023 | 3.100 | 31.00 | 33.90 | -8.55% | 1.740 | 17.40 | 18.30 | -4.92% | 14 |
| 2 | 7/9/2023 | Head | D1640V2 SN: 334 | 3/25/2023 | 3.390 | 33.90 | 33.90 | 0.00% | 1.890 | 18.90 | 18.30 | 3.28% | |
| 4 | 6/1/2023 | Head | D1750V2 SN: 1050 | 4/19/2024 | 3.720 | 37.20 | 36.10 | 3.05% | 1.970 | 19.70 | 18.90 | 4.23% | |
| 4 | 6/4/2023 | Head | D1750V2 SN: 1050 | 4/19/2024 | 3.680 | 36.80 | 36.10 | 1.94% | 1.950 | 19.50 | 18.90 | 3.17% | |
| 4 | 6/8/2023 | Head | D1750V2 SN: 1050 | 4/19/2024 | 3.680 | 36.80 | 36.10 | 1.94% | 1.950 | 19.50 | 18.90 | 3.17% | |
| 4 | 6/11/2023 | Head | D1750V2 SN: 1050 | 4/19/2024 | 3.660 | 36.60 | 36.10 | 1.39% | 1.940 | 19.40 | 18.90 | 2.65% | |
| 4 | 6/18/2023 | Head | D1750V2 SN: 1050 | 4/19/2024 | 3.770 | 37.70 | 36.10 | 4.43% | 2.020 | 20.20 | 18.90 | 6.88% | |
| 4 | 6/29/2023 | Head | D1750V2 SN: 1050 | 4/19/2024 | 3.820 | 38.20 | 36.10 | 5.82% | 2.040 | 20.40 | 18.90 | 7.94% | 15 |
| 5 | 5/31/2023 | Head | D1900V2 SN: 5d163 | 10/28/2023 | 4.300 | 43.00 | 39.10 | 9.97% | 2.230 | 22.30 | 20.40 | 9.31% | 16 |
| 5 | 6/4/2023 | Head | D1900V2 SN: 5d163 | 10/28/2023 | 4.190 | 41.90 | 39.10 | 7.16% | 2.190 | 21.90 | 20.40 | 7.35% | |
| 5 | 6/8/2023 | Head | D1900V2 SN: 5d163 | 10/28/2023 | 4.210 | 42.10 | 39.10 | 7.67% | 2.210 | 22.10 | 20.40 | 8.33% | |
| 5 | 6/11/2023 | Head | D1900V2 SN: 5d163 | 10/28/2023 | 4.130 | 41.30 | 39.10 | 5.63% | 2.150 | 21.50 | 20.40 | 5.39% | |
| 5 | 6/22/2023 | Head | D1900V2 SN: 5d163 | 10/28/2023 | 3.980 | 39.80 | 39.10 | 1.79% | 2.070 | 20.70 | 20.40 | 1.47% | |
| 7 | 6/1/2023 | Head | D835V2 SN: 4d002 | 11/24/2023 | 0.986 | 9.86 | 9.83 | 0.31% | 0.634 | 6.34 | 6.42 | -1.25% | |
| 7 | 6/4/2023 | Head | D835V2 SN: 4d002 | 11/24/2023 | 1.030 | 10.30 | 9.83 | 4.78% | 0.678 | 6.78 | 6.42 | 5.61% | |
| 7 | 6/4/2023 | Head | D2600V2 SN: 1036 | 4/11/2024 | 5.970 | 59.70 | 55.40 | 7.76% | 2.710 | 27.10 | 24.90 | 8.84% | 17 |
| 7 | 6/18/2023 | Head | D835V2 SN: 4d002 | 11/24/2023 | 1.050 | 10.50 | 9.83 | 6.82% | 0.697 | 6.97 | 6.42 | 8.57% | 18 |
| 8 | 6/1/2023 | Head | D1900V2 SN: 5d140 | 4/14/2024 | 4.300 | 43.00 | 39.40 | 9.14% | 2.250 | 22.50 | 20.60 | 9.22% | 19 |
| 8 | 6/4/2023 | Head | D1900V2 SN: 5d140 | 4/14/2024 | 4.110 | 41.10 | 39.40 | 4.31% | 2.150 | 21.50 | 20.60 | 4.37% | |
| 8 | 6/8/2023 | Head | D1900V2 SN: 5d163 | 10/28/2023 | 4.220 | 42.20 | 39.10 | 7.93% | 2.200 | 22.00 | 20.40 | 7.84% | 20 |
| 8 | 6/11/2023 | Head | D1900V2 SN: 5d140 | 4/14/2024 | 4.280 | 42.80 | 39.40 | 8.63% | 2.220 | 22.20 | 20.60 | 7.77% | |
| 8 | 6/15/2023 | Head | D1900V2 SN: 5d140 | 4/14/2024 | 3.990 | 39.90 | 39.40 | 1.27% | 2.080 | 20.80 | 20.60 | 0.97% | |
| 8 | 6/18/2023 | Head | D1900V2 SN: 5d140 | 4/14/2024 | 4.300 | 43.00 | 39.40 | 9.14% | 2.230 | 22.30 | 20.60 | 8.25% | |
| 8 | 6/21/2023 | Head | D1900V2 SN: 5d163 | 10/28/2023 | 4.080 | 40.80 | 39.10 | 4.35% | 2.130 | 21.30 | 20.40 | 4.41% | |
| 9 | 6/1/2023 | Head | D750V3 SN: 1019 | 4/13/2024 | 0.897 | 8.97 | 8.51 | 5.41% | 0.602 | 6.02 | 5.59 | 7.69% | 21 |
| 9 | 6/4/2023 | Head | D750V3 SN: 1019 | 4/13/2024 | 0.883 | 8.83 | 8.51 | 3.76% | 0.593 | 5.93 | 5.59 | 6.08% | |
| 9 | 6/18/2023 | Head | D2600V2 SN: 1036 | 4/11/2024 | 5.710 | 57.10 | 55.40 | 3.07% | 2.630 | 26.30 | 24.90 | 5.62% | 22 |

| SAR Lab | Date | Tissue Type | Dipole Type & Serial Number | Dipole Cal. Due Date | Measured results for 1-g SAR | | | | Measured results for 10-g SAR | | | | Plot No. |
|---------|-----------|-------------|-----------------------------|----------------------|------------------------------|------------------|---------------------|---------------|-------------------------------|------------------|---------------------|------------|----------|
| | | | | | Zoom Scan at 100 mW | Normalize to 1 W | Target (Ref. Value) | Delta ±10% | Zoom Scan at 100 mW | Normalize to 1 W | Target (Ref. Value) | Delta ±10% | |
| 10 | 6/1/2023 | Head | D750V3 SN: 1019 | 4/13/2024 | 0.909 | 9.09 | 8.51 | 6.82% | 0.606 | 6.06 | 5.59 | 8.41% | |
| 10 | 6/4/2023 | Head | D750V3 SN: 1019 | 4/13/2024 | 0.919 | 9.19 | 8.51 | 7.99% | 0.606 | 6.06 | 5.59 | 8.41% | 23 |
| 10 | 6/18/2023 | Head | D2600V2 SN: 1036 | 4/11/2024 | 5.580 | 55.80 | 55.40 | 0.72% | 2.530 | 25.30 | 24.90 | 1.61% | 24 |
| 10 | 6/21/2023 | Head | D750V3 SN: 1019 | 4/13/2024 | 0.911 | 9.11 | 8.51 | 7.05% | 0.598 | 5.98 | 5.59 | 6.98% | |
| 12 | 6/4/2023 | Head | D2600V2 SN: 1036 | 4/11/2024 | 5.750 | 57.50 | 55.4 | 3.79% | 2.640 | 26.40 | 24.9 | 6.02% | |
| 12 | 6/7/2023 | Head | D2600V2 SN: 1036 | 4/11/2024 | 5.790 | 57.90 | 55.4 | 4.51% | 2.660 | 26.60 | 24.9 | 6.83% | |
| 12 | 6/11/2023 | Head | D2600V2 SN: 1036 | 4/11/2024 | 5.700 | 57.00 | 55.4 | 2.89% | 2.620 | 26.20 | 24.9 | 5.22% | |
| 12 | 6/14/2023 | Head | D2600V2 SN: 1036 | 4/11/2024 | 5.930 | 59.30 | 55.4 | 7.04% | 2.700 | 27.00 | 24.9 | 8.43% | |
| 12 | 6/18/2023 | Head | D2600V2 SN: 1036 | 4/11/2024 | 5.730 | 57.30 | 55.4 | 3.43% | 2.610 | 26.10 | 24.9 | 4.82% | |
| 12 | 6/21/2023 | Head | D2600V2 SN: 1036 | 4/11/2024 | 5.960 | 59.60 | 55.4 | 7.58% | 2.720 | 27.20 | 24.9 | 9.24% | 25 |
| 12 | 6/25/2023 | Head | D2600V2 SN: 1036 | 4/11/2024 | 5.600 | 56.00 | 55.4 | 1.08% | 2.550 | 25.50 | 24.9 | 2.41% | |
| 12 | 6/28/2023 | Head | D2600V2 SN: 1036 | 4/11/2024 | 5.400 | 54.00 | 55.4 | -2.53% | 2.510 | 25.10 | 24.9 | 0.80% | |
| 12 | 7/2/2023 | Head | D2600V2 SN: 1036 | 4/11/2024 | 5.530 | 55.30 | 55.4 | -0.18% | 2.580 | 25.80 | 24.9 | 3.61% | |
| 12 | 7/5/2023 | Head | D2600V2 SN: 1036 | 4/11/2024 | 5.860 | 58.60 | 55.4 | 5.78% | 2.670 | 26.70 | 24.9 | 7.23% | |
| 12 | 7/16/2023 | Head | D2600V2 SN: 1036 | 4/11/2024 | 5.810 | 58.10 | 55.4 | 4.87% | 2.710 | 27.10 | 24.9 | 8.84% | |
| 13 | 5/30/2023 | Head | D3500V2 SN: 1011 | 4/17/2024 | 6.620 | 66.20 | 65.6 | 0.91% | 2.550 | 25.50 | 24.7 | 2.83% | |
| 13 | 6/11/2023 | Head | D3700V2 SN: 1110 | 11/20/2023 | 6.740 | 67.40 | 64.1 | 5.16% | 2.550 | 25.50 | 23.6 | 8.05% | 26 |
| 13 | 6/15/2023 | Head | D3500V2 SN: 1011 | 4/17/2024 | 6.850 | 68.50 | 65.6 | 4.42% | 2.670 | 26.70 | 24.7 | 8.10% | |
| 13 | 6/15/2023 | Head | D3700V2 SN: 1110 | 11/20/2023 | 6.580 | 65.80 | 64.1 | 2.67% | 2.470 | 24.70 | 23.6 | 4.66% | |
| 13 | 6/18/2023 | Head | D3500V2 SN: 1011 | 4/17/2024 | 6.890 | 68.90 | 65.6 | 5.03% | 2.690 | 26.90 | 24.7 | 8.91% | |
| 13 | 6/18/2023 | Head | D3700V2 SN: 1110 | 11/20/2023 | 6.470 | 64.70 | 64.1 | 0.95% | 2.430 | 24.30 | 23.6 | 2.97% | |
| 13 | 6/21/2023 | Head | D3500V2 SN: 1011 | 4/17/2024 | 6.310 | 63.10 | 65.6 | -3.81% | 2.480 | 24.80 | 24.7 | 0.40% | |
| 13 | 6/25/2023 | Head | D3500V2 SN: 1011 | 4/17/2024 | 6.780 | 67.80 | 65.6 | 3.35% | 2.650 | 26.50 | 24.7 | 7.29% | |
| 13 | 6/29/2023 | Head | D3700V2 SN: 1110 | 11/20/2023 | 6.740 | 67.40 | 64.1 | 5.16% | 2.540 | 25.40 | 23.6 | 7.63% | |
| 13 | 7/2/2023 | Head | D3500V2 SN: 1011 | 4/17/2024 | 6.080 | 60.80 | 65.6 | -7.32% | 2.400 | 24.00 | 24.7 | -2.83% | 27 |
| 13 | 7/2/2023 | Head | D3700V2 SN: 1110 | 11/20/2023 | 6.620 | 66.20 | 64.1 | 3.29% | 2.500 | 25.00 | 23.6 | 5.93% | |
| 13 | 7/5/2023 | Head | D3500V2 SN: 1011 | 4/17/2024 | 6.710 | 67.10 | 65.6 | 2.29% | 2.640 | 26.40 | 24.7 | 6.88% | |
| 15 | 6/4/2021 | Head | D2600V2 SN: 1036 | 4/11/2024 | 5.920 | 59.20 | 55.4 | 6.86% | 2.650 | 26.50 | 24.9 | 6.43% | |
| 15 | 6/8/2023 | Head | D2600V2 SN: 1036 | 4/11/2024 | 6.060 | 60.60 | 55.4 | 9.39% | 2.720 | 27.20 | 24.9 | 9.24% | 28 |
| 15 | 6/11/2023 | Head | D2600V2 SN: 1036 | 4/11/2024 | 5.830 | 58.30 | 55.4 | 5.23% | 2.630 | 26.30 | 24.9 | 5.62% | |
| 15 | 6/14/2023 | Head | D2600V2 SN: 1036 | 4/11/2024 | 5.630 | 56.30 | 55.4 | 1.62% | 2.530 | 25.30 | 24.9 | 1.61% | |
| 15 | 6/18/2023 | Head | D2600V2 SN: 1036 | 4/11/2024 | 5.870 | 58.70 | 55.4 | 5.96% | 2.640 | 26.40 | 24.9 | 6.02% | |
| 15 | 6/21/2023 | Head | D2600V2 SN: 1036 | 4/11/2024 | 5.940 | 59.40 | 55.4 | 7.22% | 2.660 | 26.60 | 24.9 | 6.83% | |
| 15 | 6/28/2023 | Head | D2600V2 SN: 1036 | 4/11/2024 | 6.030 | 60.30 | 55.4 | 8.84% | 2.710 | 27.10 | 24.9 | 8.84% | |
| 15 | 7/2/2023 | Head | D2600V2 SN: 1036 | 4/11/2024 | 5.570 | 55.70 | 55.4 | 0.54% | 2.580 | 25.80 | 24.9 | 3.61% | |
| 15 | 7/5/2023 | Head | D2600V2 SN: 1036 | 4/11/2024 | 6.010 | 60.10 | 55.4 | 8.48% | 2.710 | 27.10 | 24.9 | 8.84% | |
| 15 | 7/12/2023 | Head | D2600V2 SN: 1036 | 4/11/2024 | 5.970 | 59.70 | 55.4 | 7.76% | 2.690 | 26.90 | 24.9 | 8.03% | |
| 16 | 6/1/2023 | Head | D2300V2 SN: 1058 | 10/18/2023 | 5.250 | 52.50 | 48.5 | 8.25% | 2.520 | 25.20 | 23.6 | 6.78% | 29 |
| 16 | 6/4/2023 | Head | D2300V2 SN: 1058 | 10/18/2023 | 5.140 | 51.40 | 48.5 | 5.98% | 2.480 | 24.80 | 23.6 | 5.08% | |
| 16 | 6/7/2023 | Head | D2300V2 SN: 1058 | 10/18/2023 | 4.970 | 49.70 | 48.5 | 2.47% | 2.380 | 23.80 | 23.6 | 0.85% | |
| 16 | 6/11/2023 | Head | D2300V2 SN: 1058 | 10/18/2023 | 4.750 | 47.50 | 48.5 | -2.06% | 2.290 | 22.90 | 23.6 | -2.97% | |
| 16 | 6/14/2023 | Head | D2300V2 SN: 1058 | 10/18/2023 | 5.240 | 52.40 | 48.5 | 8.04% | 2.510 | 25.10 | 23.6 | 6.36% | |
| 16 | 6/18/2023 | Head | D2300V2 SN: 1058 | 10/18/2023 | 5.130 | 51.30 | 48.5 | 5.77% | 2.470 | 24.70 | 23.6 | 4.66% | |
| 16 | 6/30/2023 | Head | D2300V2 SN: 1058 | 10/18/2023 | 4.770 | 47.70 | 48.5 | -1.65% | 2.310 | 23.10 | 23.6 | -2.12% | |

| SAR Lab | Date | Tissue Type | Dipole Type & Serial Number | Dipole Cal. Due Date | Measured results for 1-g SAR | | | | Measured results for 10-g SAR | | | | Plot No. |
|---------|-----------|-------------|-----------------------------|----------------------|------------------------------|------------------|---------------------|-------------|-------------------------------|------------------|---------------------|-------------|----------|
| | | | | | Zoom Scan at 100 mW | Normalize to 1 W | Target (Ref. Value) | Delta ±10% | Zoom Scan at 100 mW | Normalize to 1 W | Target (Ref. Value) | Delta ±10% | |
| 17 | 6/4/2023 | Head | D3500V2 SN: 1060 | 2/7/2024 | 6.400 | 64.00 | 65.7 | -2.59% | 2.470 | 24.70 | 24.9 | -0.80% | |
| 17 | 6/7/2023 | Head | D3500V2 SN: 1060 | 2/7/2024 | 6.250 | 62.50 | 65.7 | -4.87% | 2.410 | 24.10 | 24.9 | -3.21% | |
| 17 | 6/8/2023 | Head | D3700V2 SN: 1110 | 11/20/2023 | 6.480 | 64.80 | 64.09 | 1.11% | 2.410 | 24.10 | 23.60 | 2.12% | |
| 17 | 6/11/2023 | Head | D3500V2 SN: 1060 | 2/7/2024 | 6.630 | 66.30 | 65.70 | 0.91% | 2.560 | 25.60 | 24.90 | 2.81% | |
| 17 | 6/11/2023 | Head | D3700V2 SN: 1110 | 11/20/2023 | 6.710 | 67.10 | 64.09 | 4.70% | 2.500 | 25.00 | 23.60 | 5.93% | |
| 17 | 6/14/2023 | Head | D3500V2 SN: 1060 | 2/7/2024 | 6.100 | 61.00 | 65.70 | -7.15% | 2.360 | 23.60 | 24.90 | -5.22% | 30 |
| 17 | 6/14/2023 | Head | D3700V2 SN: 1110 | 11/20/2023 | 6.600 | 66.00 | 64.09 | 2.98% | 2.460 | 24.60 | 23.60 | 4.24% | |
| 17 | 6/18/2023 | Head | D3500V2 SN: 1060 | 2/7/2024 | 6.150 | 61.50 | 65.70 | -6.39% | 2.370 | 23.70 | 24.90 | -4.82% | |
| 17 | 6/18/2023 | Head | D3700V2 SN: 1110 | 11/20/2023 | 6.830 | 68.30 | 64.09 | 6.57% | 2.560 | 25.60 | 23.60 | 8.47% | 31 |
| 17 | 6/21/2023 | Head | D3500V2 SN: 1060 | 2/7/2024 | 6.360 | 63.60 | 65.70 | -3.20% | 2.470 | 24.70 | 24.90 | -0.80% | |
| 17 | 6/25/2023 | Head | D3700V2 SN: 1110 | 11/20/2023 | 6.590 | 65.90 | 64.09 | 2.82% | 2.470 | 24.70 | 23.60 | 4.66% | |
| 17 | 6/25/2023 | Head | D3500V2 SN: 1060 | 2/7/2024 | 6.320 | 63.20 | 65.70 | -3.81% | 2.440 | 24.40 | 24.90 | -2.01% | |
| 17 | 6/28/2023 | Head | D3700V2 SN: 1110 | 11/20/2023 | 6.290 | 62.90 | 64.09 | -1.86% | 2.370 | 23.70 | 23.60 | 0.42% | |
| 17 | 7/2/2023 | Head | D3700V2 SN: 1110 | 11/20/2023 | 6.750 | 67.50 | 64.09 | 5.32% | 2.540 | 25.40 | 23.60 | 7.63% | |
| 17 | 7/5/2023 | Head | D3500V2 SN: 1060 | 2/7/2024 | 6.310 | 63.10 | 65.70 | -3.96% | 2.480 | 24.80 | 24.90 | -0.40% | |
| 18 | 6/4/2023 | Head | D3900V2 SN: 1093 | 9/28/2023 | 7.130 | 71.30 | 70.30 | 1.42% | 2.550 | 25.50 | 24.50 | 4.08% | |
| 18 | 6/7/2023 | Head | D3900V2 SN: 1093 | 9/28/2023 | 7.410 | 74.10 | 70.30 | 5.41% | 2.620 | 26.20 | 24.50 | 6.94% | |
| 18 | 6/11/2023 | Head | D3900V2 SN: 1093 | 9/28/2023 | 6.960 | 69.60 | 70.30 | -1.00% | 2.500 | 25.00 | 24.50 | 2.04% | |
| 18 | 6/15/2023 | Head | D3900V2 SN: 1093 | 9/28/2023 | 6.360 | 63.60 | 70.30 | -9.53% | 2.270 | 22.70 | 24.50 | -7.35% | 32 |
| 18 | 6/22/2023 | Head | D3900V2 SN: 1093 | 9/28/2023 | 7.160 | 71.60 | 70.30 | 1.85% | 2.610 | 26.10 | 24.50 | 6.53% | |
| 18 | 6/25/2023 | Head | D3900V2 SN: 1093 | 9/28/2023 | 7.220 | 72.20 | 70.30 | 2.70% | 2.670 | 26.70 | 24.50 | 8.98% | |
| 18 | 6/26/2023 | Head | D3500V2 SN: 1011 | 4/17/2024 | 6.310 | 63.10 | 65.60 | -3.81% | 2.500 | 25.00 | 24.70 | 1.21% | 33 |
| 19 | 6/4/2023 | Head | D4900V2 SN: 1065 (4.9 GHz) | 11/16/2023 | 7.450 | 74.50 | 69.90 | 6.58% | 2.390 | 23.90 | 22.00 | 8.64% | |
| 19 | 6/7/2023 | Head | D4900V2 SN: 1065 (4.9 GHz) | 11/16/2023 | 6.300 | 63.00 | 69.90 | -9.87% | 2.020 | 20.20 | 22.00 | -8.18% | 34 |
| 19 | 6/11/2023 | Head | D4900V2 SN: 1065 (4.9 GHz) | 11/16/2023 | 7.350 | 73.50 | 69.90 | 5.15% | 2.360 | 23.60 | 22.00 | 7.27% | |
| 19 | 6/14/2023 | Head | D4900V2 SN: 1065 (4.9 GHz) | 11/16/2023 | 7.370 | 73.70 | 69.90 | 5.44% | 2.380 | 23.80 | 22.00 | 8.18% | |
| 19 | 6/18/2023 | Head | D4900V2 SN: 1065 (4.9 GHz) | 11/16/2023 | 7.040 | 70.40 | 69.90 | 0.72% | 2.260 | 22.60 | 22.00 | 2.73% | |
| 19 | 6/22/2023 | Head | D3500V2 SN: 1060 | 2/7/2024 | 6.690 | 66.90 | 65.70 | 1.83% | 2.610 | 26.10 | 24.90 | 4.82% | 35 |
| 19 | 6/24/2023 | Head | D2300V2 SN: 1058 | 10/18/2023 | 4.630 | 46.30 | 48.50 | -4.54% | 2.220 | 22.20 | 23.60 | -5.93% | 36 |
| SAR Lab | Date | Tissue Type | Dipole Type_Serial # | Dipole Cal. Due Date | Measured Results for 1g SAR | | | | Measured Results for 10g SAR | | | | Plot No. |
| | | | | | Zoom Scan (1 W) | Normalize to 1 W | Target (Ref. Value) | Delta ±10 % | Zoom Scan (1 W) | Normalize to 1 W | Target (Ref. Value) | Delta ±10 % | |
| 2 | 6/16/2023 | Head | CLA 13 SN: 1008 | 11/12/2024 | 0.522 | 0.522 | 0.544 | -4.04% | 0.321 | 0.321 | 0.338 | -5.03% | 37 |
| SAR Lab | Date | Tissue Type | Dipole Type & Serial Number | Dipole Cal. Due Date | Measured results for 1-g SAR | | | | Measured results for 10-g SAR | | | | Plot No. |
| | | | | | Zoom Scan at 100 mW | Normalize to 1 W | Target (Ref. Value) | Delta ±10% | Zoom Scan at 100 mW | Normalize to 1 W | Target (Ref. Value) | Delta ±10% | |
| 2 | 8/22/2023 | Head | D3500V2 SN: 1011 | 4/17/2024 | 6.79 | 67.90 | 65.6 | 3.51% | 2.66 | 26.60 | 24.7 | 7.69% | 38 |
| 2 | 8/22/2023 | Head | D1640V2 SN: 324 | 6/13/2024 | 3.56 | 35.60 | 33.9 | 5.01% | 1.97 | 19.70 | 18.3 | 7.65% | 39 |
| 7 | 8/22/2023 | Head | D750V3 SN: 1019 | 4/13/2024 | 0.831 | 8.31 | 8.51 | -2.35% | 0.558 | 5.58 | 5.59 | -0.18% | 40 |

9. Conducted Output Power Measurements

Power measurements were performed in accordance with the device's two power modes, Mode A and Mode B for each antenna. Mode A power is used when the device is used against the user's head. Mode B power is used when the device is used in a Body-worn configuration by the user.

The selection between antennas in the application is based on RSSI based antenna selection. The full details of power selections are described in the operational description. Refer to Sec. 7 and Sec. 10 for details of the testing. Test reductions have applied accordingly following the SAR KDB Procedure for the supported wireless technologies of the DUT. This is noted in detail for each technology in their respective Sections.

The Maximum Output Power already includes component uncertainty. KDB 447498 sec.4.1.(d) at the maximum rated output power and within the tune-up tolerance range specified for the product, but not more than 2 dB lower than the maximum tune-up tolerance limit.

Two different powers are being displayed in this section:

- Target Output Power = Power not including uncertainty
- Maximum Output Power = Power of target + uncertainty.

9.1. GSM

Per KDB 941225 D01 3G SAR Procedures:

SAR test reduction for GPRS and EDGE modes is determined by the source-based time-averaged output power specified for production units, including tune-up tolerance. The data mode with highest specified time-averaged output power should be tested for SAR compliance in the applicable exposure conditions. For modes with the same specified maximum output power and tolerance, the higher number time-slot configuration should be tested.

When different maximum output power applies to GSM voice or GPRS/EDGE time slots, GSM voice and GPRS/EDGE time slots should be tested separately to determine compliance by summing the corresponding reported SAR.

The GMSK EDGE configurations are grouped with GPRS and considered with respect to time-averaged maximum output power to determine compliance

Per October 2013 TCB Workshop:

When the maximum frame-averaged powers levels are within 0.25 dB of each other, test the configuration with the greatest number of time slots.

Maximum Output Power for GSM

| RF Air interface | Mode | Target Output Power (dBm) | | | | | | | | Maximum Output Power (dBm) | | | | | | | |
|------------------|---------------------|---------------------------|--------|--------|--------|--------|--------|--------|--------|----------------------------|--------|--------|--------|--------|--------|--------|--------|
| | | ANT1 | | ANT2 | | ANT3 | | ANT4 | | ANT1 | | ANT2 | | ANT3 | | ANT4 | |
| | | Mode A | Mode B | Mode A | Mode B | Mode A | Mode B | Mode A | Mode B | Mode A | Mode B | Mode A | Mode B | Mode A | Mode B | Mode A | Mode B |
| GSM850 | Voice/GPRS (1 slot) | 32.5 | 32.5 | 31.5 | 31.5 | | | | | 33.5 | 33.5 | 32.5 | 32.5 | | | | |
| | GPRS 2 slots | 31.5 | 31.5 | 29.5 | 30.3 | | | | | 32.5 | 32.5 | 30.5 | 31.3 | | | | |
| | EGPRS 1 slot | 27.0 | 27.0 | 26.0 | 26.0 | | | | | 28.0 | 28.0 | 27.0 | 27.0 | | | | |
| | EGPRS 2 slots | 26.0 | 26.0 | 25.0 | 25.0 | | | | | 27.0 | 27.0 | 26.0 | 26.0 | | | | |
| GSM1900 | Voice/GPRS (1 slot) | 31.0 | 28.8 | 28.5 | 27.7 | 30.5 | 29.8 | 28.0 | 28.0 | 32.0 | 29.8 | 29.5 | 28.7 | 31.5 | 30.8 | 29.0 | 29.0 |
| | GPRS 2 slots | 30.0 | 25.8 | 26.2 | 24.7 | 28.3 | 26.8 | 25.6 | 26.7 | 31.0 | 26.8 | 27.2 | 25.7 | 29.3 | 27.8 | 26.6 | 27.7 |
| | EGPRS 1 slot | 26.0 | 26.0 | 23.0 | 23.0 | 25.5 | 25.5 | 23.0 | 23.0 | 27.0 | 27.0 | 24.0 | 24.0 | 26.5 | 26.5 | 24.0 | 24.0 |
| | EGPRS 2 slots | 25.0 | 25.0 | 22.0 | 22.0 | 24.5 | 24.5 | 22.0 | 22.0 | 26.0 | 26.0 | 23.0 | 23.0 | 25.5 | 25.5 | 23.0 | 23.0 |

Notes:

SAR is not required for EDGE (8PSK) mode because the maximum output power is $\leq 1/4$ dB higher than GPRS/EDGE (GMSK) or the adjusted SAR of the highest reported SAR of GPRS/EDGE (GMSK) is ≤ 1.2 W/kg.

GSM850 Measured Results (ANT1)

| Mode | Coding Scheme | Time Slots | Ch No. | Freq. (MHz) | Power Mode A (dBm) | | | | Power Mode B (dBm) | | | |
|------------------|---------------|------------|--------|-------------|--------------------|-----------|----------------|-----------|--------------------|-----------|----------------|-----------|
| | | | | | Measured | | Max Output Pwr | | Measured | | Max Output Pwr | |
| | | | | | Burst Pwr | Frame Pwr | Burst Pwr | Frame Pwr | Burst Pwr | Frame Pwr | Burst Pwr | Frame Pwr |
| GPRS/EDGE (GMSK) | CS1 | 1 | 128 | 824.2 | 33.0 | 24.0 | 33.5 | 24.5 | 33.0 | 24.0 | 33.5 | 24.5 |
| | | | 190 | 836.6 | 33.1 | 24.1 | | | 33.1 | 24.1 | | |
| | | | 251 | 848.8 | 32.9 | 23.9 | | | 32.9 | 23.9 | | |
| | | 2 | 128 | 824.2 | 32.4 | 26.4 | 32.5 | 26.5 | 32.4 | 26.4 | 32.5 | 26.5 |
| | | | 190 | 836.6 | 32.3 | 26.3 | | | 32.3 | 26.3 | | |
| 251 | 848.8 | 32.2 | 26.2 | 32.2 | 26.2 | | | | | | | |
| EDGE (8PSK) | MCS5 | 1 | 128 | 824.2 | 27.6 | 18.6 | 28.0 | 19.0 | 27.6 | 18.6 | 28.0 | 19.0 |
| | | | 190 | 836.6 | 27.5 | 18.5 | | | 27.5 | 18.5 | | |
| | | | 251 | 848.8 | 27.4 | 18.4 | | | 27.4 | 18.4 | | |
| | | 2 | 128 | 824.2 | 26.5 | 20.5 | 27.0 | 21.0 | 26.5 | 20.5 | 27.0 | 21.0 |
| | | | 190 | 836.6 | 26.4 | 20.4 | | | 26.4 | 20.4 | | |
| | | | 251 | 848.8 | 26.2 | 20.2 | | | 26.2 | 20.2 | | |

Notes:

Based on the Maximum Output Power, GPRS/EDGE (GMSK) mode with 2 time slots for Mode A and Mode B have maximum frame-averaged power.

GSM850 Measured Results (ANT2)

| Mode | Coding Scheme | Time Slots | Ch No. | Freq. (MHz) | Power Mode A (dBm) | | | | Power Mode B (dBm) | | | |
|------------------|---------------|------------|--------|-------------|--------------------|-----------|----------------|-----------|--------------------|-----------|----------------|-----------|
| | | | | | Measured | | Max Output Pwr | | Measured | | Max Output Pwr | |
| | | | | | Burst Pwr | Frame Pwr | Burst Pwr | Frame Pwr | Burst Pwr | Frame Pwr | Burst Pwr | Frame Pwr |
| GPRS/EDGE (GMSK) | CS1 | 1 | 128 | 824.2 | 31.8 | 22.8 | 32.5 | 23.5 | 31.8 | 22.8 | 32.5 | 23.5 |
| | | | 190 | 836.6 | 31.8 | 22.8 | | | 31.8 | 22.8 | | |
| | | | 251 | 848.8 | 31.7 | 22.7 | | | 31.7 | 22.7 | | |
| | | 2 | 128 | 824.2 | 29.9 | 23.9 | 30.5 | 24.5 | 30.9 | 24.9 | 31.3 | 25.3 |
| | | | 190 | 836.6 | 30.1 | 24.1 | | | 31.0 | 25.0 | | |
| 251 | 848.8 | 30.0 | 24.0 | 30.7 | 24.7 | | | | | | | |
| EDGE (8PSK) | MCS5 | 1 | 128 | 824.2 | 26.3 | 17.3 | 27.0 | 18.0 | 26.3 | 17.3 | 27.0 | 18.0 |
| | | | 190 | 836.6 | 26.4 | 17.4 | | | 26.4 | 17.4 | | |
| | | | 251 | 848.8 | 26.2 | 17.2 | | | 26.2 | 17.2 | | |
| | | 2 | 128 | 824.2 | 25.1 | 19.1 | 26.0 | 20.0 | 25.1 | 19.1 | 26.0 | 20.0 |
| | | | 190 | 836.6 | 25.2 | 19.2 | | | 25.2 | 19.2 | | |
| | | | 251 | 848.8 | 25.0 | 19.0 | | | 25.0 | 19.0 | | |

Notes:

Based on the Maximum Output Power, GPRS/EDGE (GMSK) mode with 2 time slots for Mode A and Mode B have maximum frame-averaged power.

GSM1900 Measured Results (ANT1)

| Mode | Coding Scheme | Time Slots | Ch No. | Freq. (MHz) | Power Mode A (dBm) | | | | Power Mode B (dBm) | | | |
|------------------|---------------|------------|--------|-------------|--------------------|-----------|----------------|-----------|--------------------|-----------|----------------|-----------|
| | | | | | Measured | | Max Output Pwr | | Measured | | Max Output Pwr | |
| | | | | | Burst Pwr | Frame Pwr | Burst Pwr | Frame Pwr | Burst Pwr | Frame Pwr | Burst Pwr | Frame Pwr |
| GPRS/EDGE (GMSK) | CS1 | 1 | 512 | 1850.2 | 31.5 | 22.5 | 32.0 | 23.0 | 29.5 | 20.5 | 29.8 | 20.8 |
| | | | 661 | 1880.0 | 31.0 | 22.0 | | | 29.1 | 20.1 | | |
| | | | 810 | 1909.8 | 31.4 | 22.4 | | | 28.9 | 19.9 | | |
| | | 2 | 512 | 1850.2 | 30.7 | 24.7 | 31.0 | 25.0 | 26.6 | 20.6 | 26.8 | 20.8 |
| | | | 661 | 1880.0 | 30.4 | 24.4 | | | 26.5 | 20.5 | | |
| 810 | 1909.8 | 30.7 | 24.7 | 26.7 | 20.7 | | | | | | | |
| EDGE (8PSK) | MCS5 | 1 | 512 | 1850.2 | 26.3 | 17.3 | 27.0 | 18.0 | 26.3 | 17.3 | 27.0 | 18.0 |
| | | | 661 | 1880.0 | 26.2 | 17.2 | | | 26.1 | 17.1 | | |
| | | | 810 | 1909.8 | 26.4 | 17.4 | | | 26.4 | 17.4 | | |
| | | 2 | 512 | 1850.2 | 25.5 | 19.5 | 26.0 | 20.0 | 25.5 | 19.5 | 26.0 | 20.0 |
| | | | 661 | 1880.0 | 25.4 | 19.4 | | | 25.4 | 19.4 | | |
| | | | 810 | 1909.8 | 24.9 | 18.9 | | | 24.9 | 18.9 | | |

Notes:

Based on the Maximum Output Power, GPRS/EDGE (GMSK) mode with 2 time slots for Mode A and Mode B have maximum frame-averaged power.

GSM1900 Measured Results (ANT2)

| Mode | Coding Scheme | Time Slots | Ch No. | Freq. (MHz) | Power Mode A (dBm) | | | | Power Mode B (dBm) | | | |
|------------------|---------------|------------|--------|-------------|--------------------|-----------|----------------|-----------|--------------------|-----------|----------------|-----------|
| | | | | | Measured | | Max Output Pwr | | Measured | | Max Output Pwr | |
| | | | | | Burst Pwr | Frame Pwr | Burst Pwr | Frame Pwr | Burst Pwr | Frame Pwr | Burst Pwr | Frame Pwr |
| GPRS/EDGE (GMSK) | CS1 | 1 | 512 | 1850.2 | 29.0 | 20.0 | 29.5 | 20.5 | 28.7 | 19.7 | 28.7 | 19.7 |
| | | | 661 | 1880.0 | 28.7 | 19.7 | | | 28.7 | 19.7 | | |
| | | | 810 | 1909.8 | 28.9 | 19.9 | | | 28.7 | 19.7 | | |
| | | 2 | 512 | 1850.2 | 26.6 | 20.6 | 27.2 | 21.2 | 24.9 | 18.9 | 25.7 | 19.7 |
| | | | 661 | 1880.0 | 26.7 | 20.7 | | | 24.9 | 18.9 | | |
| 810 | 1909.8 | 26.9 | 20.9 | 25.0 | 19.0 | | | | | | | |
| EDGE (8PSK) | MCS5 | 1 | 512 | 1850.2 | 23.2 | 14.2 | 24.0 | 15.0 | 23.2 | 14.2 | 24.0 | 15.0 |
| | | | 661 | 1880.0 | 23.3 | 14.3 | | | 23.3 | 14.3 | | |
| | | | 810 | 1909.8 | 23.4 | 14.4 | | | 23.4 | 14.4 | | |
| | | 2 | 512 | 1850.2 | 22.3 | 16.3 | 23.0 | 17.0 | 22.3 | 16.3 | 23.0 | 17.0 |
| | | | 661 | 1880.0 | 22.3 | 16.3 | | | 22.3 | 16.3 | | |
| | | | 810 | 1909.8 | 22.0 | 16.0 | | | 22.1 | 16.1 | | |

Notes:

Based on the Maximum Output Power, GPRS/EDGE (GMSK) mode with 2 time slots for Mode A and Mode B have maximum frame-averaged power.

GSM1900 Measured Results (ANT3)

| Mode | Coding Scheme | Time Slots | Ch No. | Freq. (MHz) | Power Mode A (dBm) | | | | Power Mode B (dBm) | | | |
|------------------|---------------|------------|--------|-------------|--------------------|-----------|----------------|-----------|--------------------|-----------|----------------|-----------|
| | | | | | Measured | | Max Output Pwr | | Measured | | Max Output Pwr | |
| | | | | | Burst Pwr | Frame Pwr | Burst Pwr | Frame Pwr | Burst Pwr | Frame Pwr | Burst Pwr | Frame Pwr |
| GPRS/EDGE (GMSK) | CS1 | 1 | 512 | 1850.2 | 31.4 | 22.4 | 31.5 | 22.5 | 30.8 | 21.8 | 30.8 | 21.8 |
| | | | 661 | 1880.0 | 31.3 | 22.3 | | | 30.5 | 21.5 | | |
| | | | 810 | 1909.8 | 31.0 | 22.0 | | | 30.8 | 21.8 | | |
| | | 2 | 512 | 1850.2 | 28.7 | 22.7 | 29.3 | 23.3 | 27.6 | 21.6 | 27.8 | 21.8 |
| | | | 661 | 1880.0 | 29.1 | 23.1 | | | 27.7 | 21.7 | | |
| 810 | 1909.8 | 29.2 | 23.2 | 27.6 | 21.6 | | | | | | | |
| EDGE (8PSK) | MCS5 | 1 | 512 | 1850.2 | 26.5 | 17.5 | 26.5 | 17.5 | 26.5 | 17.5 | 26.5 | 17.5 |
| | | | 661 | 1880.0 | 26.4 | 17.4 | | | 26.4 | 17.4 | | |
| | | | 810 | 1909.8 | 26.5 | 17.5 | | | 26.5 | 17.5 | | |
| | | 2 | 512 | 1850.2 | 25.0 | 19.0 | 25.5 | 19.5 | 25.0 | 19.0 | 25.5 | 19.5 |
| | | | 661 | 1880.0 | 25.4 | 19.4 | | | 25.4 | 19.4 | | |
| | | | 810 | 1909.8 | 25.2 | 19.2 | | | 25.2 | 19.1 | | |

Notes:

Based on the Maximum Output Power, GPRS/EDGE (GMSK) mode with 2 time slots for Mode A and Mode B have maximum frame-averaged power.

GSM1900 Measured Results (ANT4)

| Mode | Coding Scheme | Time Slots | Ch No. | Freq. (MHz) | Power Mode A (dBm) | | | | Power Mode B (dBm) | | | |
|------------------|---------------|------------|--------|-------------|--------------------|-----------|----------------|-----------|--------------------|-----------|----------------|-----------|
| | | | | | Measured | | Max Output Pwr | | Measured | | Max Output Pwr | |
| | | | | | Burst Pwr | Frame Pwr | Burst Pwr | Frame Pwr | Burst Pwr | Frame Pwr | Burst Pwr | Frame Pwr |
| GPRS/EDGE (GMSK) | CS1 | 1 | 512 | 1850.2 | 28.6 | 19.6 | 29.0 | 20.0 | 28.6 | 19.6 | 29.0 | 20.0 |
| | | | 661 | 1880.0 | 28.5 | 19.5 | | | 28.5 | 19.5 | | |
| | | | 810 | 1909.8 | 28.7 | 19.7 | | | 28.7 | 19.7 | | |
| | | 2 | 512 | 1850.2 | 26.2 | 20.2 | 26.6 | 20.6 | 27.2 | 21.2 | 27.7 | 21.7 |
| | | | 661 | 1880.0 | 26.1 | 20.1 | | | 27.2 | 21.2 | | |
| 810 | 1909.8 | 25.9 | 19.9 | 27.2 | 21.2 | | | | | | | |
| EDGE (8PSK) | MCS5 | 1 | 512 | 1850.2 | 23.7 | 14.7 | 24.0 | 15.0 | 23.7 | 14.7 | 24.0 | 15.0 |
| | | | 661 | 1880.0 | 23.8 | 14.8 | | | 23.8 | 14.8 | | |
| | | | 810 | 1909.8 | 23.6 | 14.6 | | | 23.6 | 14.6 | | |
| | | 2 | 512 | 1850.2 | 22.2 | 16.2 | 23.0 | 17.0 | 22.2 | 16.2 | 23.0 | 17.0 |
| | | | 661 | 1880.0 | 22.3 | 16.3 | | | 22.3 | 16.3 | | |
| | | | 810 | 1909.8 | 22.4 | 16.4 | | | 22.4 | 16.4 | | |

Notes:

Based on the Maximum Output Power, GPRS/EDGE (GMSK) mode with 2 time slots for Mode A and Mode B have maximum frame-averaged power.

9.2. W-CDMA

Per KDB 941225 D01 3G SAR Procedures for W-CDMA:

Maximum output power is verified on the high, middle and low channels and using the appropriate 12.2 kbps RMC with TPC (transmit power control) set to all "1's"

Release 99 Setup Procedures used to establish the test signals

The following tests were completed according to the test requirements outlined in section 5.2 of the 3GPP TS34.121-1. A summary of these settings is illustrated below:

| Mode | Subtest | Rel99 |
|------------------------|-------------------------|--------------|
| WCDMA General Settings | Loopback Mode | Test Mode 2 |
| | Rel99 RMC | 12.2kbps RMC |
| | Power Control Algorithm | Algorithm2 |
| | β_c/β_d | 8/15 |

Maximum Output Power for W-CDMA

SAR measurement is not required for the HSDPA, HSUPA, DC-HSDPA and HSPA+. When primary mode and the adjusted SAR is ≤ 1.2 W/kg and secondary mode is $\leq 1/4$ dB higher than the primary mode

| RF Air interface | Mode | Target Output Power (dBm) | | | | | | | | Maximum Output Power (dBm) | | | | | | | |
|------------------|----------|---------------------------|--------|--------|--------|--------|--------|--------|--------|----------------------------|--------|--------|--------|--------|--------|--------|--------|
| | | ANT1 | | ANT2 | | ANT3 | | ANT4 | | ANT1 | | ANT2 | | ANT3 | | ANT4 | |
| | | Mode A | Mode B | Mode A | Mode B | Mode A | Mode B | Mode A | Mode B | Mode A | Mode B | Mode A | Mode B | Mode A | Mode B | Mode A | Mode B |
| W-CDMA Band 2 | R99 | 25.0 | 18.5 | 19.4 | 18.8 | 22.6 | 21.2 | 19.1 | 19.7 | 25.7 | 19.2 | 20.1 | 19.5 | 23.3 | 21.9 | 19.8 | 20.4 |
| | HSDPA | 25.0 | 18.5 | 19.4 | 18.8 | 22.6 | 21.2 | 19.1 | 19.7 | 25.7 | 19.2 | 20.1 | 19.5 | 23.3 | 21.9 | 19.8 | 20.4 |
| | HSUPA | 25.0 | 18.5 | 19.4 | 18.8 | 22.6 | 21.2 | 19.1 | 19.7 | 25.7 | 19.2 | 20.1 | 19.5 | 23.3 | 21.9 | 19.8 | 20.4 |
| | DC-HSDPA | 25.0 | 18.5 | 19.4 | 18.8 | 22.6 | 21.2 | 19.1 | 19.7 | 25.7 | 19.2 | 20.1 | 19.5 | 23.3 | 21.9 | 19.8 | 20.4 |
| | HSPA+ | 25.0 | 18.5 | 19.4 | 18.8 | 22.6 | 21.2 | 19.1 | 19.7 | 25.7 | 19.2 | 20.1 | 19.5 | 23.3 | 21.9 | 19.8 | 20.4 |
| W-CDMA Band 4 | R99 | 24.6 | 18.6 | 19.2 | 19.3 | 22.1 | 21.6 | 19.1 | 21.7 | 25.3 | 19.3 | 19.9 | 20.0 | 22.8 | 22.3 | 19.8 | 22.4 |
| | HSDPA | 24.6 | 18.6 | 19.2 | 19.3 | 22.1 | 21.6 | 19.1 | 21.7 | 25.3 | 19.3 | 19.9 | 20.0 | 22.8 | 22.3 | 19.8 | 22.4 |
| | HSUPA | 24.6 | 18.6 | 19.2 | 19.3 | 22.1 | 21.6 | 19.1 | 21.7 | 25.3 | 19.3 | 19.9 | 20.0 | 22.8 | 22.3 | 19.8 | 22.4 |
| | DC-HSDPA | 24.6 | 18.6 | 19.2 | 19.3 | 22.1 | 21.6 | 19.1 | 21.7 | 25.3 | 19.3 | 19.9 | 20.0 | 22.8 | 22.3 | 19.8 | 22.4 |
| | HSPA+ | 24.6 | 18.6 | 19.2 | 19.3 | 22.1 | 21.6 | 19.1 | 21.7 | 25.3 | 19.3 | 19.9 | 20.0 | 22.8 | 22.3 | 19.8 | 22.4 |
| W-CDMA Band 5 | R99 | 25.0 | 25.0 | 23.8 | 24.0 | | | | | 25.7 | 25.7 | 24.5 | 24.7 | | | | |
| | HSDPA | 25.0 | 25.0 | 23.8 | 24.0 | | | | | 25.7 | 25.7 | 24.5 | 24.7 | | | | |
| | HSUPA | 25.0 | 25.0 | 23.8 | 24.0 | | | | | 25.7 | 25.7 | 24.5 | 24.7 | | | | |
| | DC-HSDPA | 25.0 | 25.0 | 23.8 | 24.0 | | | | | 25.7 | 25.7 | 24.5 | 24.7 | | | | |
| | HSPA+ | 25.0 | 25.0 | 23.8 | 24.0 | | | | | 25.7 | 25.7 | 24.5 | 24.7 | | | | |

W-CDMA Band 2 Measured Results (ANT1)

| Mode | | UL Ch No. | Freq. (MHz) | Power Mode A (dBm) | | | Power Mode B (dBm) | | |
|------------|-------------------------|-----------|-------------|--------------------|-----|----------------|--------------------|-----|----------------|
| | | | | Measured Pwr | MPR | Max Output Pwr | Measured Pwr | MPR | Max Output Pwr |
| Release 99 | Rel 99 (RMC, 12.2 kbps) | 9262 | 1852.4 | 25.6 | N/A | 25.7 | 19.0 | N/A | 19.2 |
| | | 9400 | 1880.0 | 25.5 | | | 18.9 | | |
| | | 9538 | 1907.6 | 25.5 | | | 19.0 | | |
| HSDPA | Subtest 1 | 9262 | 1852.4 | 24.4 | 0 | 25.7 | 18.0 | 0 | 19.2 |
| | | 9400 | 1880.0 | 24.2 | | | 17.9 | | |
| | | 9538 | 1907.6 | 24.2 | | | 18.0 | | |
| | Subtest 2 | 9262 | 1852.4 | 24.3 | 0 | 25.7 | 17.9 | 0 | 19.2 |
| | | 9400 | 1880.0 | 24.2 | | | 17.8 | | |
| | | 9538 | 1907.6 | 24.2 | | | 18.0 | | |
| | Subtest 3 | 9262 | 1852.4 | 23.9 | 0.5 | 25.2 | 17.5 | 0.5 | 18.7 |
| | | 9400 | 1880.0 | 23.8 | | | 17.4 | | |
| | | 9538 | 1907.6 | 23.7 | | | 17.5 | | |
| | Subtest 4 | 9262 | 1852.4 | 23.9 | 0.5 | 25.2 | 17.4 | 0.5 | 18.7 |
| | | 9400 | 1880.0 | 23.7 | | | 17.4 | | |
| | | 9538 | 1907.6 | 23.7 | | | 17.5 | | |
| HSUPA | Subtest 1 | 9262 | 1852.4 | 24.4 | 0 | 25.7 | 18.0 | 0 | 19.2 |
| | | 9400 | 1880.0 | 24.2 | | | 18.0 | | |
| | | 9538 | 1907.6 | 24.2 | | | 18.0 | | |
| | Subtest 2 | 9262 | 1852.4 | 22.4 | 2 | 23.7 | 16.0 | 2 | 17.2 |
| | | 9400 | 1880.0 | 22.4 | | | 15.9 | | |
| | | 9538 | 1907.6 | 22.2 | | | 16.0 | | |
| | Subtest 3 | 9262 | 1852.4 | 23.4 | 1 | 24.7 | 17.0 | 1 | 18.2 |
| | | 9400 | 1880.0 | 23.2 | | | 16.9 | | |
| | | 9538 | 1907.6 | 23.2 | | | 17.0 | | |
| | Subtest 4 | 9262 | 1852.4 | 22.4 | 2 | 23.7 | 16.0 | 2 | 17.2 |
| | | 9400 | 1880.0 | 22.1 | | | 15.9 | | |
| | | 9538 | 1907.6 | 22.1 | | | 16.0 | | |
| | Subtest 5 | 9262 | 1852.4 | 24.4 | 0 | 25.7 | 18.0 | 0 | 19.2 |
| | | 9400 | 1880.0 | 24.3 | | | 18.0 | | |
| | | 9538 | 1907.6 | 24.3 | | | 18.1 | | |
| DC-HSDPA | Subtest 1 | 9262 | 1852.4 | 23.7 | 0 | 25.7 | 17.9 | 0 | 19.2 |
| | | 9400 | 1880.0 | 23.7 | | | 18.1 | | |
| | | 9538 | 1907.6 | 23.7 | | | 18.1 | | |
| | Subtest 2 | 9262 | 1852.4 | 23.7 | 0 | 25.7 | 17.8 | 0 | 19.2 |
| | | 9400 | 1880.0 | 23.7 | | | 18.0 | | |
| | | 9538 | 1907.6 | 23.7 | | | 18.1 | | |
| | Subtest 3 | 9262 | 1852.4 | 23.2 | 0.5 | 25.2 | 17.3 | 0.5 | 18.7 |
| | | 9400 | 1880.0 | 23.2 | | | 17.5 | | |
| | | 9538 | 1907.6 | 23.2 | | | 17.6 | | |
| | Subtest 4 | 9262 | 1852.4 | 23.2 | 0.5 | 25.2 | 17.4 | 0.5 | 18.7 |
| | | 9400 | 1880.0 | 23.2 | | | 17.6 | | |
| | | 9538 | 1907.6 | 23.2 | | | 17.6 | | |
| HSPA+ | Subtest 1 | 9262 | 1852.4 | 24.4 | 2.5 | 25.7 | 17.9 | 2.5 | 19.2 |
| | | 9400 | 1880.0 | 24.2 | | | 18.0 | | |
| | | 9538 | 1907.6 | 24.2 | | | 18.0 | | |

W-CDMA Band 2 Measured Results (ANT2)

| Mode | | UL Ch No. | Freq. (MHz) | Power Mode A (dBm) | | | Power Mode B (dBm) | | |
|------------|-------------------------|-----------|-------------|--------------------|-----|----------------|--------------------|-----|----------------|
| | | | | Measured Pwr | MPR | Max Output Pwr | Measured Pwr | MPR | Max Output Pwr |
| Release 99 | Rel 99 (RMC, 12.2 kbps) | 9262 | 1852.4 | 19.3 | N/A | 20.1 | 19.3 | N/A | 19.5 |
| | | 9400 | 1880.0 | 19.3 | | | 19.3 | | |
| | | 9538 | 1907.6 | 19.3 | | | 19.3 | | |
| HSDPA | Subtest 1 | 9262 | 1852.4 | 18.5 | 0 | 20.1 | 18.5 | 0 | 19.5 |
| | | 9400 | 1880.0 | 18.3 | | | 18.3 | | |
| | | 9538 | 1907.6 | 18.4 | | | 18.4 | | |
| | Subtest 2 | 9262 | 1852.4 | 18.5 | 0 | 20.1 | 18.5 | 0 | 19.5 |
| | | 9400 | 1880.0 | 18.3 | | | 18.3 | | |
| | | 9538 | 1907.6 | 18.4 | | | 18.4 | | |
| | Subtest 3 | 9262 | 1852.4 | 18.0 | 0.5 | 19.6 | 18.0 | 0.5 | 19.0 |
| | | 9400 | 1880.0 | 17.8 | | | 17.8 | | |
| | | 9538 | 1907.6 | 17.9 | | | 17.9 | | |
| | Subtest 4 | 9262 | 1852.4 | 17.9 | 0.5 | 19.6 | 17.9 | 0.5 | 19.0 |
| | | 9400 | 1880.0 | 17.8 | | | 17.8 | | |
| | | 9538 | 1907.6 | 17.9 | | | 17.9 | | |
| HSUPA | Subtest 1 | 9262 | 1852.4 | 18.6 | 0 | 20.1 | 18.6 | 0 | 19.5 |
| | | 9400 | 1880.0 | 18.4 | | | 18.4 | | |
| | | 9538 | 1907.6 | 18.4 | | | 18.4 | | |
| | Subtest 2 | 9262 | 1852.4 | 16.6 | 2 | 18.1 | 16.6 | 2 | 17.5 |
| | | 9400 | 1880.0 | 16.3 | | | 16.3 | | |
| | | 9538 | 1907.6 | 16.5 | | | 16.5 | | |
| | Subtest 3 | 9262 | 1852.4 | 17.5 | 1 | 19.1 | 17.5 | 1 | 18.5 |
| | | 9400 | 1880.0 | 17.4 | | | 17.4 | | |
| | | 9538 | 1907.6 | 17.5 | | | 17.5 | | |
| | Subtest 4 | 9262 | 1852.4 | 16.6 | 2 | 18.1 | 16.6 | 2 | 17.5 |
| | | 9400 | 1880.0 | 16.4 | | | 16.4 | | |
| | | 9538 | 1907.6 | 16.4 | | | 16.4 | | |
| | Subtest 5 | 9262 | 1852.4 | 18.6 | 0 | 20.1 | 18.6 | 0 | 19.5 |
| | | 9400 | 1880.0 | 18.4 | | | 18.4 | | |
| | | 9538 | 1907.6 | 18.5 | | | 18.5 | | |
| DC-HSDPA | Subtest 1 | 9262 | 1852.4 | 19.0 | 0 | 20.1 | 19.0 | 0 | 19.5 |
| | | 9400 | 1880.0 | 19.0 | | | 19.0 | | |
| | | 9538 | 1907.6 | 19.1 | | | 19.1 | | |
| | Subtest 2 | 9262 | 1852.4 | 19.0 | 0 | 20.1 | 19.0 | 0 | 19.5 |
| | | 9400 | 1880.0 | 19.0 | | | 19.0 | | |
| | | 9538 | 1907.6 | 19.0 | | | 19.0 | | |
| | Subtest 3 | 9262 | 1852.4 | 18.5 | 0.5 | 19.6 | 18.5 | 0.5 | 19.0 |
| | | 9400 | 1880.0 | 18.5 | | | 18.5 | | |
| | | 9538 | 1907.6 | 18.5 | | | 18.5 | | |
| | Subtest 4 | 9262 | 1852.4 | 18.5 | 0.5 | 19.6 | 18.5 | 0.5 | 19.0 |
| | | 9400 | 1880.0 | 18.6 | | | 18.6 | | |
| | | 9538 | 1907.6 | 18.5 | | | 18.5 | | |
| HSPA+ | Subtest 1 | 9262 | 1852.4 | 18.5 | 2.5 | 20.1 | 18.5 | 2.5 | 19.5 |
| | | 9400 | 1880.0 | 18.6 | | | 18.6 | | |
| | | 9538 | 1907.6 | 18.4 | | | 18.4 | | |

W-CDMA Band 2 Measured Results (ANT3)

| Mode | | UL Ch No. | Freq. (MHz) | Power Mode A (dBm) | | | Power Mode B (dBm) | | |
|------------|-------------------------|-----------|-------------|--------------------|-----|----------------|--------------------|-----|----------------|
| | | | | Measured Pwr | MPR | Max Output Pwr | Measured Pwr | MPR | Max Output Pwr |
| Release 99 | Rel 99 (RMC, 12.2 kbps) | 9262 | 1852.4 | 23.3 | N/A | 23.3 | 21.7 | N/A | 21.9 |
| | | 9400 | 1880.0 | 23.2 | | | 21.8 | | |
| | | 9538 | 1907.6 | 23.2 | | | 21.7 | | |
| HSDPA | Subtest 1 | 9262 | 1852.4 | 22.4 | 0 | 23.3 | 20.9 | 0 | 21.9 |
| | | 9400 | 1880.0 | 22.4 | | | 21.0 | | |
| | | 9538 | 1907.6 | 22.3 | | | 20.8 | | |
| | Subtest 2 | 9262 | 1852.4 | 22.4 | 0 | 23.3 | 20.8 | 0 | 21.9 |
| | | 9400 | 1880.0 | 22.4 | | | 21.0 | | |
| | | 9538 | 1907.6 | 22.3 | | | 20.7 | | |
| | Subtest 3 | 9262 | 1852.4 | 21.8 | 0.5 | 22.8 | 20.4 | 0.5 | 21.4 |
| | | 9400 | 1880.0 | 21.9 | | | 20.5 | | |
| | | 9538 | 1907.6 | 21.8 | | | 20.3 | | |
| | Subtest 4 | 9262 | 1852.4 | 21.9 | 0.5 | 22.8 | 20.4 | 0.5 | 21.4 |
| | | 9400 | 1880.0 | 21.9 | | | 20.4 | | |
| | | 9538 | 1907.6 | 21.8 | | | 20.3 | | |
| HSUPA | Subtest 1 | 9262 | 1852.4 | 22.4 | 0 | 23.3 | 20.9 | 0 | 21.9 |
| | | 9400 | 1880.0 | 22.5 | | | 21.1 | | |
| | | 9538 | 1907.6 | 22.3 | | | 20.9 | | |
| | Subtest 2 | 9262 | 1852.4 | 20.4 | 2 | 21.3 | 18.9 | 2 | 19.9 |
| | | 9400 | 1880.0 | 20.4 | | | 19.1 | | |
| | | 9538 | 1907.6 | 20.3 | | | 19.0 | | |
| | Subtest 3 | 9262 | 1852.4 | 21.3 | 1 | 22.3 | 19.9 | 1 | 20.9 |
| | | 9400 | 1880.0 | 21.4 | | | 20.0 | | |
| | | 9538 | 1907.6 | 21.3 | | | 19.8 | | |
| | Subtest 4 | 9262 | 1852.4 | 20.3 | 2 | 21.3 | 18.9 | 2 | 19.9 |
| | | 9400 | 1880.0 | 20.4 | | | 19.0 | | |
| | | 9538 | 1907.6 | 20.3 | | | 18.9 | | |
| | Subtest 5 | 9262 | 1852.4 | 22.3 | 0 | 23.3 | 20.9 | 0 | 21.9 |
| | | 9400 | 1880.0 | 22.4 | | | 21.0 | | |
| | | 9538 | 1907.6 | 22.3 | | | 20.9 | | |
| DC-HSDPA | Subtest 1 | 9262 | 1852.4 | 22.1 | 0 | 23.3 | 21.4 | 0 | 21.9 |
| | | 9400 | 1880.0 | 22.3 | | | 21.6 | | |
| | | 9538 | 1907.6 | 22.2 | | | 21.5 | | |
| | Subtest 2 | 9262 | 1852.4 | 22.1 | 0 | 23.3 | 21.3 | 0 | 21.9 |
| | | 9400 | 1880.0 | 22.3 | | | 21.5 | | |
| | | 9538 | 1907.6 | 22.2 | | | 21.4 | | |
| | Subtest 3 | 9262 | 1852.4 | 21.6 | 0.5 | 22.8 | 20.8 | 0.5 | 21.4 |
| | | 9400 | 1880.0 | 21.8 | | | 21.0 | | |
| | | 9538 | 1907.6 | 21.7 | | | 20.9 | | |
| | Subtest 4 | 9262 | 1852.4 | 21.6 | 0.5 | 22.8 | 20.9 | 0.5 | 21.4 |
| | | 9400 | 1880.0 | 21.8 | | | 21.1 | | |
| | | 9538 | 1907.6 | 21.7 | | | 20.9 | | |
| HSPA+ | Subtest 1 | 9262 | 1852.4 | 21.6 | 2.5 | 23.3 | 20.1 | 2.5 | 21.9 |
| | | 9400 | 1880.0 | 21.8 | | | 20.3 | | |
| | | 9538 | 1907.6 | 21.7 | | | 20.2 | | |

W-CDMA Band 2 Measured Results (ANT4)

| Mode | | UL Ch No. | Freq. (MHz) | Power Mode A (dBm) | | | Power Mode B (dBm) | | |
|------------|-------------------------|-----------|-------------|--------------------|-----|----------------|--------------------|-----|----------------|
| | | | | Measured Pwr | MPR | Max Output Pwr | Measured Pwr | MPR | Max Output Pwr |
| Release 99 | Rel 99 (RMC, 12.2 kbps) | 9262 | 1852.4 | 19.4 | N/A | 19.8 | 20.1 | N/A | 20.4 |
| | | 9400 | 1880.0 | 19.4 | | | 20.4 | | |
| | | 9538 | 1907.6 | 19.4 | | | 20.4 | | |
| HSDPA | Subtest 1 | 9262 | 1852.4 | 18.5 | 0 | 19.8 | 19.2 | 0 | 20.4 |
| | | 9400 | 1880.0 | 18.5 | | | 19.4 | | |
| | | 9538 | 1907.6 | 18.5 | | | 19.5 | | |
| | Subtest 2 | 9262 | 1852.4 | 18.4 | 0 | 19.8 | 19.1 | 0 | 20.4 |
| | | 9400 | 1880.0 | 18.4 | | | 19.3 | | |
| | | 9538 | 1907.6 | 18.5 | | | 19.4 | | |
| | Subtest 3 | 9262 | 1852.4 | 17.8 | 0.5 | 19.3 | 18.6 | 0.5 | 19.9 |
| | | 9400 | 1880.0 | 17.9 | | | 18.8 | | |
| | | 9538 | 1907.6 | 17.9 | | | 18.9 | | |
| | Subtest 4 | 9262 | 1852.4 | 18.0 | 0.5 | 19.3 | 18.6 | 0.5 | 19.9 |
| | | 9400 | 1880.0 | 17.8 | | | 18.9 | | |
| | | 9538 | 1907.6 | 18.0 | | | 19.0 | | |
| HSUPA | Subtest 1 | 9262 | 1852.4 | 18.4 | 0 | 19.8 | 19.1 | 0 | 20.4 |
| | | 9400 | 1880.0 | 18.5 | | | 19.3 | | |
| | | 9538 | 1907.6 | 18.4 | | | 19.4 | | |
| | Subtest 2 | 9262 | 1852.4 | 16.5 | 2 | 17.8 | 17.1 | 2 | 18.4 |
| | | 9400 | 1880.0 | 16.5 | | | 17.3 | | |
| | | 9538 | 1907.6 | 16.5 | | | 17.4 | | |
| | Subtest 3 | 9262 | 1852.4 | 17.5 | 1 | 18.8 | 18.1 | 1 | 19.4 |
| | | 9400 | 1880.0 | 17.5 | | | 18.3 | | |
| | | 9538 | 1907.6 | 17.5 | | | 18.4 | | |
| | Subtest 4 | 9262 | 1852.4 | 16.4 | 2 | 17.8 | 17.1 | 2 | 18.4 |
| | | 9400 | 1880.0 | 16.5 | | | 17.4 | | |
| | | 9538 | 1907.6 | 16.5 | | | 17.4 | | |
| | Subtest 5 | 9262 | 1852.4 | 18.4 | 0 | 19.8 | 18.9 | 0 | 20.4 |
| | | 9400 | 1880.0 | 18.5 | | | 18.9 | | |
| | | 9538 | 1907.6 | 18.5 | | | 19.0 | | |
| DC-HSDPA | Subtest 1 | 9262 | 1852.4 | 18.2 | 0 | 19.8 | 19.1 | 0 | 20.4 |
| | | 9400 | 1880.0 | 18.5 | | | 19.4 | | |
| | | 9538 | 1907.6 | 18.6 | | | 19.5 | | |
| | Subtest 2 | 9262 | 1852.4 | 18.1 | 0 | 19.8 | 19.1 | 0 | 20.4 |
| | | 9400 | 1880.0 | 18.4 | | | 19.3 | | |
| | | 9538 | 1907.6 | 18.5 | | | 19.4 | | |
| | Subtest 3 | 9262 | 1852.4 | 17.7 | 0.5 | 19.3 | 18.6 | 0.5 | 19.9 |
| | | 9400 | 1880.0 | 17.9 | | | 18.9 | | |
| | | 9538 | 1907.6 | 18.0 | | | 19.0 | | |
| | Subtest 4 | 9262 | 1852.4 | 17.7 | 0.5 | 19.3 | 18.7 | 0.5 | 19.9 |
| | | 9400 | 1880.0 | 18.0 | | | 18.9 | | |
| | | 9538 | 1907.6 | 18.1 | | | 19.0 | | |
| HSPA+ | Subtest 1 | 9262 | 1852.4 | 18.3 | 2.5 | 19.8 | 19.1 | 2.5 | 20.4 |
| | | 9400 | 1880.0 | 18.0 | | | 18.8 | | |
| | | 9538 | 1907.6 | 18.0 | | | 18.9 | | |

W-CDMA Band 4 Measured Results (ANT1)

| Mode | | UL Ch No. | Freq. (MHz) | Power Mode A (dBm) | | | Power Mode B (dBm) | | |
|------------|-------------------------|-----------|-------------|--------------------|------|----------------|--------------------|------|----------------|
| | | | | Measured Pwr | MPR | Max Output Pwr | Measured Pwr | MPR | Max Output Pwr |
| Release 99 | Rel 99 (RMC, 12.2 kbps) | 1312 | 1712.4 | 25.3 | N/A | 25.3 | 18.4 | N/A | 19.3 |
| | | 1413 | 1732.6 | 25.2 | | | 18.4 | | |
| | | 1513 | 1752.6 | 25.2 | | | 18.4 | | |
| HSDPA | Subtest 1 | 1312 | 1712.4 | 24.2 | 0 | 25.3 | 18.0 | 0 | 19.3 |
| | | 1413 | 1732.6 | 24.3 | | | 18.0 | | |
| | | 1513 | 1752.6 | 24.0 | | | 17.8 | | |
| | Subtest 2 | 1312 | 1712.4 | 24.2 | 0 | 25.3 | 17.9 | 0 | 19.3 |
| | | 1413 | 1732.6 | 24.2 | | | 18.0 | | |
| | | 1513 | 1752.6 | 24.0 | | | 17.8 | | |
| | Subtest 3 | 1312 | 1712.4 | 23.7 | 0.5 | 24.8 | 17.4 | 0.5 | 18.8 |
| | | 1413 | 1732.6 | 23.7 | | | 17.5 | | |
| | | 1513 | 1752.6 | 23.5 | | | 17.3 | | |
| | Subtest 4 | 1312 | 1712.4 | 23.7 | 0.5 | 24.8 | 17.4 | 0.5 | 18.8 |
| | | 1413 | 1732.6 | 23.8 | | | 17.5 | | |
| | | 1513 | 1752.6 | 23.6 | | | 17.3 | | |
| HSUPA | Subtest 1 | 1312 | 1712.4 | 24.2 | 0 | 25.3 | 18.0 | 0 | 19.3 |
| | | 1413 | 1732.6 | 24.2 | | | 18.0 | | |
| | | 1513 | 1752.6 | 24.0 | | | 17.8 | | |
| | Subtest 2 | 1312 | 1712.4 | 22.1 | 2 | 23.3 | 16.0 | 2 | 17.3 |
| | | 1413 | 1732.6 | 22.2 | | | 16.0 | | |
| | | 1513 | 1752.6 | 22.0 | | | 15.8 | | |
| | Subtest 3 | 1312 | 1712.4 | 23.2 | 1 | 24.3 | 17.0 | 1 | 18.3 |
| | | 1413 | 1732.6 | 23.2 | | | 17.0 | | |
| | | 1513 | 1752.6 | 23.0 | | | 16.8 | | |
| | Subtest 4 | 1312 | 1712.4 | 22.2 | 2 | 23.3 | 16.0 | 2 | 17.3 |
| | | 1413 | 1732.6 | 22.2 | | | 16.0 | | |
| | | 1513 | 1752.6 | 22.0 | | | 15.8 | | |
| Subtest 5 | 1312 | 1712.4 | 24.2 | 0 | 25.3 | 18.0 | 0 | 19.3 | |
| | 1413 | 1732.6 | 24.3 | | | 18.1 | | | |
| | 1513 | 1752.6 | 24.1 | | | 17.9 | | | |
| DC-HSDPA | Subtest 1 | 1312 | 1712.4 | 24.4 | 0 | 25.3 | 18.0 | 0 | 19.3 |
| | | 1413 | 1732.6 | 24.6 | | | 18.1 | | |
| | | 1513 | 1752.6 | 24.5 | | | 18.0 | | |
| | Subtest 2 | 1312 | 1712.4 | 24.5 | 0 | 25.3 | 18.0 | 0 | 19.3 |
| | | 1413 | 1732.6 | 24.5 | | | 18.1 | | |
| | | 1513 | 1752.6 | 24.4 | | | 18.0 | | |
| | Subtest 3 | 1312 | 1712.4 | 23.9 | 0.5 | 24.8 | 17.5 | 0.5 | 18.8 |
| | | 1413 | 1732.6 | 24.0 | | | 17.6 | | |
| | | 1513 | 1752.6 | 23.9 | | | 17.5 | | |
| | Subtest 4 | 1312 | 1712.4 | 23.9 | 0.5 | 24.8 | 17.5 | 0.5 | 18.8 |
| | | 1413 | 1732.6 | 24.0 | | | 17.6 | | |
| | | 1513 | 1752.6 | 23.9 | | | 17.5 | | |
| HSPA+ | Subtest 1 | 1312 | 1712.4 | 24.3 | 2.5 | 25.3 | 18.0 | 2.5 | 19.3 |
| | | 1413 | 1732.6 | 24.4 | | | 18.0 | | |
| | | 1513 | 1752.6 | 24.5 | | | 17.9 | | |

W-CDMA Band 4 Measured Results (ANT2)

| Mode | | UL Ch No. | Freq. (MHz) | Power Mode A (dBm) | | | Power Mode B (dBm) | | |
|------------|-------------------------|-----------|-------------|--------------------|-----|---------------|--------------------|-----|---------------|
| | | | | Measured Pwr | MPR | Tune-up Limit | Measured Pwr | MPR | Tune-up Limit |
| Release 99 | Rel 99 (RMC, 12.2 kbps) | 1312 | 1712.4 | 19.1 | N/A | 19.9 | 19.6 | N/A | 20.0 |
| | | 1413 | 1732.6 | 18.9 | | | 19.6 | | |
| | | 1513 | 1752.6 | 19.0 | | | 19.5 | | |
| HSDPA | Subtest 1 | 1312 | 1712.4 | 18.3 | 0 | 19.9 | 18.8 | 0 | 20.0 |
| | | 1413 | 1732.6 | 18.2 | | | 18.6 | | |
| | | 1513 | 1752.6 | 18.2 | | | 18.5 | | |
| | Subtest 2 | 1312 | 1712.4 | 18.3 | 0 | 19.9 | 18.6 | 0 | 20.0 |
| | | 1413 | 1732.6 | 18.2 | | | 18.5 | | |
| | | 1513 | 1752.6 | 18.1 | | | 18.5 | | |
| | Subtest 3 | 1312 | 1712.4 | 17.8 | 0.5 | 19.4 | 18.1 | 0.5 | 19.5 |
| | | 1413 | 1732.6 | 17.7 | | | 17.9 | | |
| | | 1513 | 1752.6 | 17.7 | | | 17.9 | | |
| | Subtest 4 | 1312 | 1712.4 | 17.8 | 0.5 | 19.4 | 18.0 | 0.5 | 19.5 |
| | | 1413 | 1732.6 | 17.7 | | | 17.9 | | |
| | | 1513 | 1752.6 | 17.7 | | | 18.0 | | |
| HSUPA | Subtest 1 | 1312 | 1712.4 | 18.3 | 0 | 19.9 | 18.7 | 0 | 20.0 |
| | | 1413 | 1732.6 | 18.2 | | | 18.6 | | |
| | | 1513 | 1752.6 | 18.2 | | | 18.5 | | |
| | Subtest 2 | 1312 | 1712.4 | 16.3 | 2 | 17.9 | 16.7 | 2 | 18.0 |
| | | 1413 | 1732.6 | 16.2 | | | 16.5 | | |
| | | 1513 | 1752.6 | 16.2 | | | 16.5 | | |
| | Subtest 3 | 1312 | 1712.4 | 17.3 | 1 | 18.9 | 17.7 | 1 | 19.0 |
| | | 1413 | 1732.6 | 17.2 | | | 17.5 | | |
| | | 1513 | 1752.6 | 17.2 | | | 17.4 | | |
| | Subtest 4 | 1312 | 1712.4 | 16.4 | 2 | 17.9 | 16.7 | 2 | 18.0 |
| | | 1413 | 1732.6 | 16.2 | | | 16.5 | | |
| | | 1513 | 1752.6 | 16.2 | | | 16.5 | | |
| | Subtest 5 | 1312 | 1712.4 | 18.4 | 0 | 19.9 | 18.7 | 0 | 20.0 |
| | | 1413 | 1732.6 | 18.2 | | | 18.6 | | |
| | | 1513 | 1752.6 | 18.5 | | | 18.5 | | |
| DC-HSDPA | Subtest 1 | 1312 | 1712.4 | 18.2 | 0 | 19.9 | 18.8 | 0 | 20.0 |
| | | 1413 | 1732.6 | 18.0 | | | 18.7 | | |
| | | 1513 | 1752.6 | 18.0 | | | 18.6 | | |
| | Subtest 2 | 1312 | 1712.4 | 18.2 | 0 | 19.9 | 18.8 | 0 | 20.0 |
| | | 1413 | 1732.6 | 18.0 | | | 18.6 | | |
| | | 1513 | 1752.6 | 18.0 | | | 18.6 | | |
| | Subtest 3 | 1312 | 1712.4 | 17.6 | 0.5 | 19.4 | 18.3 | 0.5 | 19.5 |
| | | 1413 | 1732.6 | 17.4 | | | 18.1 | | |
| | | 1513 | 1752.6 | 17.5 | | | 18.1 | | |
| | Subtest 4 | 1312 | 1712.4 | 17.7 | 0.5 | 19.4 | 18.3 | 0.5 | 19.5 |
| | | 1413 | 1732.6 | 17.4 | | | 18.1 | | |
| | | 1513 | 1752.6 | 17.5 | | | 18.1 | | |
| HSPA+ | Subtest 1 | 1312 | 1712.4 | 18.3 | 2.5 | 19.9 | 18.8 | 2.5 | 20.0 |
| | | 1413 | 1732.6 | 18.2 | | | 18.6 | | |
| | | 1513 | 1752.6 | 18.2 | | | 18.5 | | |

W-CDMA Band 4 Measured Results (ANT3)

| Mode | | UL Ch No. | Freq. (MHz) | Power Mode A (dBm) | | | Power Mode B (dBm) | | |
|------------|-------------------------|-----------|-------------|--------------------|-----|----------------|--------------------|-----|----------------|
| | | | | Measured Pwr | MPR | Max Output Pwr | Measured Pwr | MPR | Max Output Pwr |
| Release 99 | Rel 99 (RMC, 12.2 kbps) | 1312 | 1712.4 | 22.7 | N/A | 22.8 | 21.7 | N/A | 22.3 |
| | | 1413 | 1732.6 | 22.8 | | | 21.8 | | |
| | | 1513 | 1752.6 | 22.8 | | | 21.8 | | |
| HSDPA | Subtest 1 | 1312 | 1712.4 | 22.0 | 0 | 22.8 | 21.1 | 0 | 22.3 |
| | | 1413 | 1732.6 | 21.9 | | | 21.0 | | |
| | | 1513 | 1752.6 | 22.0 | | | 21.0 | | |
| | Subtest 2 | 1312 | 1712.4 | 21.9 | 0 | 22.8 | 20.9 | 0 | 22.3 |
| | | 1413 | 1732.6 | 21.9 | | | 20.9 | | |
| | | 1513 | 1752.6 | 21.9 | | | 20.9 | | |
| | Subtest 3 | 1312 | 1712.4 | 21.5 | 0.5 | 22.3 | 20.4 | 0.5 | 21.8 |
| | | 1413 | 1732.6 | 21.4 | | | 20.4 | | |
| | | 1513 | 1752.6 | 21.5 | | | 20.4 | | |
| | Subtest 4 | 1312 | 1712.4 | 21.5 | 0.5 | 22.3 | 20.3 | 0.5 | 21.8 |
| | | 1413 | 1732.6 | 21.4 | | | 20.2 | | |
| | | 1513 | 1752.6 | 21.5 | | | 20.4 | | |
| HSUPA | Subtest 1 | 1312 | 1712.4 | 22.0 | 0 | 22.8 | 20.9 | 0 | 22.3 |
| | | 1413 | 1732.6 | 21.9 | | | 20.9 | | |
| | | 1513 | 1752.6 | 22.0 | | | 21.0 | | |
| | Subtest 2 | 1312 | 1712.4 | 20.0 | 2 | 20.8 | 19.0 | 2 | 20.3 |
| | | 1413 | 1732.6 | 20.0 | | | 18.9 | | |
| | | 1513 | 1752.6 | 20.0 | | | 19.1 | | |
| | Subtest 3 | 1312 | 1712.4 | 21.0 | 1 | 21.8 | 20.0 | 1 | 21.3 |
| | | 1413 | 1732.6 | 20.9 | | | 19.9 | | |
| | | 1513 | 1752.6 | 21.0 | | | 20.0 | | |
| | Subtest 4 | 1312 | 1712.4 | 20.0 | 2 | 20.8 | 19.0 | 2 | 20.3 |
| | | 1413 | 1732.6 | 19.9 | | | 18.9 | | |
| | | 1513 | 1752.6 | 20.0 | | | 19.0 | | |
| | Subtest 5 | 1312 | 1712.4 | 22.0 | 0 | 22.8 | 21.0 | 0 | 22.3 |
| | | 1413 | 1732.6 | 22.0 | | | 21.0 | | |
| | | 1513 | 1752.6 | 22.0 | | | 21.0 | | |
| DC-HSDPA | Subtest 1 | 1312 | 1712.4 | 21.9 | 0 | 22.8 | 20.9 | 0 | 22.3 |
| | | 1413 | 1732.6 | 21.9 | | | 20.9 | | |
| | | 1513 | 1752.6 | 22.0 | | | 20.9 | | |
| | Subtest 2 | 1312 | 1712.4 | 21.9 | 0 | 22.8 | 20.9 | 0 | 22.3 |
| | | 1413 | 1732.6 | 21.9 | | | 20.8 | | |
| | | 1513 | 1752.6 | 21.9 | | | 20.9 | | |
| | Subtest 3 | 1312 | 1712.4 | 21.4 | 0.5 | 22.3 | 20.4 | 0.5 | 21.8 |
| | | 1413 | 1732.6 | 21.3 | | | 20.3 | | |
| | | 1513 | 1752.6 | 21.4 | | | 20.4 | | |
| | Subtest 4 | 1312 | 1712.4 | 21.4 | 0.5 | 22.3 | 20.4 | 0.5 | 21.8 |
| | | 1413 | 1732.6 | 21.3 | | | 20.3 | | |
| | | 1513 | 1752.6 | 21.4 | | | 20.4 | | |
| HSPA+ | Subtest 1 | 1312 | 1712.4 | 21.4 | 2.5 | 22.8 | 20.4 | 2.5 | 22.3 |
| | | 1413 | 1732.6 | 21.3 | | | 20.3 | | |
| | | 1513 | 1752.6 | 21.3 | | | 20.4 | | |

W-CDMA Band 4 Measured Results (ANT4)

| Mode | | UL Ch No. | Freq. (MHz) | Power Mode A (dBm) | | | Power Mode B (dBm) | | |
|------------|-------------------------|-----------|-------------|--------------------|-----|----------------|--------------------|-----|----------------|
| | | | | Measured Pwr | MPR | Max Output Pwr | Measured Pwr | MPR | Max Output Pwr |
| Release 99 | Rel 99 (RMC, 12.2 kbps) | 1312 | 1712.4 | 19.4 | N/A | 19.8 | 21.2 | N/A | 22.4 |
| | | 1413 | 1732.6 | 19.4 | | | 21.4 | | |
| | | 1513 | 1752.6 | 19.4 | | | 21.4 | | |
| HSDPA | Subtest 1 | 1312 | 1712.4 | 19.0 | 0 | 19.8 | 20.5 | 0 | 22.4 |
| | | 1413 | 1732.6 | 18.8 | | | 20.5 | | |
| | | 1513 | 1752.6 | 18.9 | | | 20.4 | | |
| | Subtest 2 | 1312 | 1712.4 | 18.7 | 0 | 19.8 | 20.4 | 0 | 22.4 |
| | | 1413 | 1732.6 | 18.8 | | | 20.5 | | |
| | | 1513 | 1752.6 | 18.7 | | | 20.6 | | |
| | Subtest 3 | 1312 | 1712.4 | 18.2 | 0.5 | 19.3 | 20.3 | 0.5 | 21.9 |
| | | 1413 | 1732.6 | 18.1 | | | 20.1 | | |
| | | 1513 | 1752.6 | 18.2 | | | 20.3 | | |
| | Subtest 4 | 1312 | 1712.4 | 18.3 | 0.5 | 19.3 | 20.3 | 0.5 | 21.9 |
| | | 1413 | 1732.6 | 18.2 | | | 20.1 | | |
| | | 1513 | 1752.6 | 18.1 | | | 20.3 | | |
| HSUPA | Subtest 1 | 1312 | 1712.4 | 18.9 | 0 | 19.8 | 20.5 | 0 | 22.4 |
| | | 1413 | 1732.6 | 18.8 | | | 20.7 | | |
| | | 1513 | 1752.6 | 18.8 | | | 20.8 | | |
| | Subtest 2 | 1312 | 1712.4 | 17.0 | 2 | 17.8 | 18.4 | 2 | 20.4 |
| | | 1413 | 1732.6 | 16.8 | | | 18.8 | | |
| | | 1513 | 1752.6 | 16.9 | | | 18.8 | | |
| | Subtest 3 | 1312 | 1712.4 | 17.9 | 1 | 18.8 | 19.4 | 1 | 21.4 |
| | | 1413 | 1732.6 | 17.7 | | | 19.7 | | |
| | | 1513 | 1752.6 | 17.8 | | | 19.4 | | |
| | Subtest 4 | 1312 | 1712.4 | 17.0 | 2 | 17.8 | 18.5 | 2 | 20.4 |
| | | 1413 | 1732.6 | 16.7 | | | 18.8 | | |
| | | 1513 | 1752.6 | 16.9 | | | 18.4 | | |
| | Subtest 5 | 1312 | 1712.4 | 19.0 | 0 | 19.8 | 20.5 | 0 | 22.4 |
| | | 1413 | 1732.6 | 18.7 | | | 20.8 | | |
| | | 1513 | 1752.6 | 18.8 | | | 20.4 | | |
| DC-HSDPA | Subtest 1 | 1312 | 1712.4 | 18.9 | 0 | 19.8 | 20.4 | 0 | 22.4 |
| | | 1413 | 1732.6 | 18.6 | | | 20.6 | | |
| | | 1513 | 1752.6 | 18.7 | | | 20.7 | | |
| | Subtest 2 | 1312 | 1712.4 | 18.9 | 0 | 19.8 | 20.4 | 0 | 22.4 |
| | | 1413 | 1732.6 | 18.6 | | | 20.6 | | |
| | | 1513 | 1752.6 | 18.7 | | | 20.7 | | |
| | Subtest 3 | 1312 | 1712.4 | 18.3 | 0.5 | 19.3 | 20.3 | 0.5 | 21.9 |
| | | 1413 | 1732.6 | 18.1 | | | 20.1 | | |
| | | 1513 | 1752.6 | 18.2 | | | 20.2 | | |
| | Subtest 4 | 1312 | 1712.4 | 18.3 | 0.5 | 19.3 | 19.9 | 0.5 | 21.9 |
| | | 1413 | 1732.6 | 18.1 | | | 20.1 | | |
| | | 1513 | 1752.6 | 18.2 | | | 20.2 | | |
| HSPA+ | Subtest 1 | 1312 | 1712.4 | 18.9 | 2.5 | 19.8 | 20.4 | 2.5 | 22.4 |
| | | 1413 | 1732.6 | 18.8 | | | 20.6 | | |
| | | 1513 | 1752.6 | 18.9 | | | 20.8 | | |

W-CDMA Band 5 Measured Results (ANT1)

| Mode | | UL Ch No. | Freq. (MHz) | Power Mode A (dBm) | | | Power Mode B (dBm) | | |
|------------|-------------------------|-----------|-------------|--------------------|------|----------------|--------------------|------|----------------|
| | | | | Measured Pwr | MPR | Max Output Pwr | Measured Pwr | MPR | Max Output Pwr |
| Release 99 | Rel 99 (RMC, 12.2 kbps) | 4132 | 826.4 | 25.3 | N/A | 25.7 | 25.3 | N/A | 25.7 |
| | | 4183 | 836.6 | 25.4 | | | 25.4 | | |
| | | 4233 | 846.6 | 25.3 | | | 25.3 | | |
| HSDPA | Subtest 1 | 4132 | 826.4 | 24.3 | 0 | 25.7 | 24.3 | 0 | 25.7 |
| | | 4183 | 836.6 | 24.4 | | | 24.4 | | |
| | | 4233 | 846.6 | 24.3 | | | 24.3 | | |
| | Subtest 2 | 4132 | 826.4 | 24.3 | 0 | 25.7 | 24.3 | 0 | 25.7 |
| | | 4183 | 836.6 | 24.3 | | | 24.3 | | |
| | | 4233 | 846.6 | 24.4 | | | 24.4 | | |
| | Subtest 3 | 4132 | 826.4 | 23.8 | 0.5 | 25.2 | 23.8 | 0.5 | 25.2 |
| | | 4183 | 836.6 | 23.9 | | | 23.9 | | |
| | | 4233 | 846.6 | 23.8 | | | 23.8 | | |
| | Subtest 4 | 4132 | 826.4 | 23.8 | 0.5 | 25.2 | 23.8 | 0.5 | 25.2 |
| | | 4183 | 836.6 | 23.9 | | | 23.9 | | |
| | | 4233 | 846.6 | 23.8 | | | 23.8 | | |
| HSUPA | Subtest 1 | 4132 | 826.4 | 24.3 | 0 | 25.7 | 24.3 | 0 | 25.7 |
| | | 4183 | 836.6 | 24.4 | | | 24.4 | | |
| | | 4233 | 846.6 | 24.4 | | | 24.4 | | |
| | Subtest 2 | 4132 | 826.4 | 22.3 | 2 | 23.7 | 22.3 | 2 | 23.7 |
| | | 4183 | 836.6 | 22.4 | | | 22.4 | | |
| | | 4233 | 846.6 | 22.3 | | | 22.3 | | |
| | Subtest 3 | 4132 | 826.4 | 23.3 | 1 | 24.7 | 23.3 | 1 | 24.7 |
| | | 4183 | 836.6 | 23.4 | | | 23.4 | | |
| | | 4233 | 846.6 | 23.3 | | | 23.3 | | |
| | Subtest 4 | 4132 | 826.4 | 22.3 | 2 | 23.7 | 22.3 | 2 | 23.7 |
| | | 4183 | 836.6 | 22.3 | | | 22.3 | | |
| | | 4233 | 846.6 | 22.3 | | | 22.3 | | |
| Subtest 5 | 4132 | 826.4 | 24.3 | 0 | 25.7 | 24.3 | 0 | 25.7 | |
| | 4183 | 836.6 | 24.4 | | | 24.4 | | | |
| | 4233 | 846.6 | 24.4 | | | 24.4 | | | |
| DC-HSDPA | Subtest 1 | 4132 | 826.4 | 24.4 | 0 | 25.7 | 24.4 | 0 | 25.7 |
| | | 4183 | 836.6 | 24.4 | | | 24.4 | | |
| | | 4233 | 846.6 | 24.3 | | | 24.3 | | |
| | Subtest 2 | 4132 | 826.4 | 24.4 | 0 | 25.7 | 24.4 | 0 | 25.7 |
| | | 4183 | 836.6 | 24.4 | | | 24.4 | | |
| | | 4233 | 846.6 | 24.3 | | | 24.3 | | |
| | Subtest 3 | 4132 | 826.4 | 23.9 | 0.5 | 25.2 | 23.9 | 0.5 | 25.2 |
| | | 4183 | 836.6 | 23.9 | | | 23.9 | | |
| | | 4233 | 846.6 | 23.8 | | | 23.8 | | |
| | Subtest 4 | 4132 | 826.4 | 23.9 | 0.5 | 25.2 | 23.9 | 0.5 | 25.2 |
| | | 4183 | 836.6 | 23.9 | | | 23.9 | | |
| | | 4233 | 846.6 | 23.7 | | | 23.7 | | |
| HSPA+ | Subtest 1 | 4132 | 826.4 | 24.3 | 2.5 | 25.7 | 24.3 | 2.5 | 25.7 |
| | | 4183 | 836.6 | 24.4 | | | 24.4 | | |
| | | 4233 | 846.6 | 24.3 | | | 24.3 | | |

W-CDMA Band 5 Measured Results (ANT2)

| Mode | | UL Ch No. | Freq. (MHz) | Power Mode A (dBm) | | | Power Mode B (dBm) | | |
|------------|-------------------------|-----------|-------------|--------------------|------|----------------|--------------------|------|----------------|
| | | | | Measured Pwr | MPR | Max Output Pwr | Measured Pwr | MPR | Max Output Pwr |
| Release 99 | Rel 99 (RMC, 12.2 kbps) | 4132 | 826.4 | 24.1 | N/A | 24.5 | 24.3 | N/A | 24.7 |
| | | 4183 | 836.6 | 24.2 | | | 24.4 | | |
| | | 4233 | 846.6 | 24.0 | | | 24.3 | | |
| HSDPA | Subtest 1 | 4132 | 826.4 | 23.1 | 0 | 24.5 | 23.4 | 0 | 24.7 |
| | | 4183 | 836.6 | 23.1 | | | 23.4 | | |
| | | 4233 | 846.6 | 23.1 | | | 23.3 | | |
| | Subtest 2 | 4132 | 826.4 | 23.1 | 0 | 24.5 | 23.3 | 0 | 24.7 |
| | | 4183 | 836.6 | 23.1 | | | 23.3 | | |
| | | 4233 | 846.6 | 23.1 | | | 23.3 | | |
| | Subtest 3 | 4132 | 826.4 | 22.6 | 0.5 | 24.0 | 22.8 | 0.5 | 24.2 |
| | | 4183 | 836.6 | 22.6 | | | 22.9 | | |
| | | 4233 | 846.6 | 22.6 | | | 22.9 | | |
| | Subtest 4 | 4132 | 826.4 | 22.6 | 0.5 | 24.0 | 22.8 | 0.5 | 24.2 |
| | | 4183 | 836.6 | 22.6 | | | 22.9 | | |
| | | 4233 | 846.6 | 22.6 | | | 22.8 | | |
| HSUPA | Subtest 1 | 4132 | 826.4 | 23.1 | 0 | 24.5 | 23.5 | 0 | 24.7 |
| | | 4183 | 836.6 | 23.1 | | | 23.3 | | |
| | | 4233 | 846.6 | 23.1 | | | 23.3 | | |
| | Subtest 2 | 4132 | 826.4 | 21.1 | 2 | 22.5 | 21.3 | 2 | 22.7 |
| | | 4183 | 836.6 | 21.1 | | | 21.3 | | |
| | | 4233 | 846.6 | 21.1 | | | 21.4 | | |
| | Subtest 3 | 4132 | 826.4 | 22.1 | 1 | 23.5 | 22.3 | 1 | 23.7 |
| | | 4183 | 836.6 | 22.1 | | | 22.3 | | |
| | | 4233 | 846.6 | 22.1 | | | 22.3 | | |
| | Subtest 4 | 4132 | 826.4 | 21.1 | 2 | 22.5 | 21.3 | 2 | 22.7 |
| | | 4183 | 836.6 | 21.1 | | | 21.3 | | |
| | | 4233 | 846.6 | 21.1 | | | 21.3 | | |
| Subtest 5 | 4132 | 826.4 | 23.1 | 0 | 24.5 | 23.3 | 0 | 24.7 | |
| | 4183 | 836.6 | 23.1 | | | 23.4 | | | |
| | 4233 | 846.6 | 23.1 | | | 23.4 | | | |
| DC-HSDPA | Subtest 1 | 4132 | 826.4 | 23.1 | 0 | 24.5 | 23.4 | 0 | 24.7 |
| | | 4183 | 836.6 | 23.1 | | | 23.4 | | |
| | | 4233 | 846.6 | 23.1 | | | 23.3 | | |
| | Subtest 2 | 4132 | 826.4 | 23.2 | 0 | 24.5 | 23.3 | 0 | 24.7 |
| | | 4183 | 836.6 | 23.2 | | | 23.4 | | |
| | | 4233 | 846.6 | 23.1 | | | 23.3 | | |
| | Subtest 3 | 4132 | 826.4 | 22.7 | 0.5 | 24.0 | 22.8 | 0.5 | 24.2 |
| | | 4183 | 836.6 | 22.6 | | | 22.9 | | |
| | | 4233 | 846.6 | 22.6 | | | 22.8 | | |
| | Subtest 4 | 4132 | 826.4 | 22.7 | 0.5 | 24.0 | 22.9 | 0.5 | 24.2 |
| | | 4183 | 836.6 | 22.7 | | | 22.9 | | |
| | | 4233 | 846.6 | 22.6 | | | 22.8 | | |
| HSPA+ | Subtest 1 | 4132 | 826.4 | 23.1 | 2.5 | 24.5 | 23.4 | 2.5 | 24.7 |
| | | 4183 | 836.6 | 23.1 | | | 23.4 | | |
| | | 4233 | 846.6 | 23.1 | | | 23.3 | | |

9.3. LTE

The following tests were conducted according to the test requirements outlined in section 6.2 of the 3GPP TS36.101 specification.

UE Power Class: 3 (23 +/- 2dBm). The allowed Maximum Power Reduction (MPR) for the maximum output power due to higher order modulation and transmit bandwidth configuration (resource blocks) is specified in Table 6.2.3-1 of the 3GPP TS36.101.

Table 6.2.3-1: Maximum Power Reduction (MPR) for Power Class 1, 2 and 3

| Modulation | Channel bandwidth / Transmission bandwidth (N _{RB}) | | | | | | MPR (dB) |
|------------|---|---------|-------|--------|--------|--------|----------|
| | 1.4 MHz | 3.0 MHz | 5 MHz | 10 MHz | 15 MHz | 20 MHz | |
| QPSK | > 5 | > 4 | > 8 | > 12 | > 16 | > 18 | ≤ 1 |
| 16 QAM | ≤ 5 | ≤ 4 | ≤ 8 | ≤ 12 | ≤ 16 | ≤ 18 | ≤ 1 |
| 16 QAM | > 5 | > 4 | > 8 | > 12 | > 16 | > 18 | ≤ 2 |
| 64 QAM | ≤ 5 | ≤ 4 | ≤ 8 | ≤ 12 | ≤ 16 | ≤ 18 | ≤ 2 |
| 64 QAM | > 5 | > 4 | > 8 | > 12 | > 16 | > 18 | ≤ 3 |
| 256 QAM | ≥ 1 | | | | | | ≤ 5 |

The allowed A-MPR values specified below in Table 6.2.4.-1 of 3GPP TS36.101 are in addition to the allowed MPR requirements. All the measurements below were performed with A-MPR disabled, by using Network Signaling Value of “NS_01”.

Table 6.2.4-1: Additional Maximum Power Reduction (A-MPR)

| Network Signalling value | Requirements (subclause) | E-UTRA Band | Channel bandwidth (MHz) | Resources Blocks (N _{RB}) | A-MPR (dB) |
|--------------------------|--------------------------|-------------|-------------------------|-------------------------------------|------------|
| NS_01 | 6.6.2.1.1 | Table 5.5-1 | 1.4, 3, 5, 10, 15, 20 | Table 5.6-1 | N/A |

Maximum Output Power for LTE

According to April 2015 TCB workshop, SAR test exclusion can be applied for testing overlapping LTE bands as follows:

- a) The maximum output power for the smaller band must be ≤ the larger band to qualify for the SAR test exclusion.
 - b) The channel bandwidth and other operating parameters for the smaller band must be fully supported by the larger band.
- LTE Band 2 (1850-1910 MHz) is covered by LTE Band 25 (1850-1915 MHz)
 - LTE Band 4 (1710-1755 MHz) is covered by LTE Band 66 (1710-1780 MHz)
 - LTE Band 17 (704-716 MHz) is covered by LTE Band 12 (699-716 MHz)

Maximum bandwidth does not support at least three non-overlapping channels in certain channel bandwidths. When a device supports overlapping channel assignment in a channel bandwidth configuration, the middle channel of the group of overlapping channels should be selected for testing per KDB 941225 D05 SAR for LTE Devices.

LTE QPSK configuration has the highest maximum average output power per 3GPP standard.

SAR measurement is not required for the 16QAM and 64QAM. When the highest maximum output power for 16QAM and 64QAM is ≤ ½ dB higher than the QPSK or when the reported SAR for the QPSK configuration is ≤ 1.45 W/kg.

Please refer to section 6.3. for LTE detail test channels.

| RF Air interface | Mode | Target Output Power (dBm) | | | | | | | | Maximum Output Power (dBm) | | | | | | | |
|--------------------|------|---------------------------|--------|--------|--------|--------|--------|--------|--------|----------------------------|--------|--------|--------|--------|--------|--------|--------|
| | | ANT1 | | ANT2 | | ANT3 | | ANT4 | | ANT1 | | ANT2 | | ANT3 | | ANT4 | |
| | | Mode A | Mode B | Mode A | Mode B | Mode A | Mode B | Mode A | Mode B | Mode A | Mode B | Mode A | Mode B | Mode A | Mode B | Mode A | Mode B |
| LTE Band 2 | QPSK | 25.0 | 18.8 | 19.9 | 19.4 | 22.6 | 21.2 | 20.4 | 20.6 | 25.7 | 19.5 | 20.6 | 20.1 | 23.3 | 21.9 | 21.1 | 21.3 |
| LTE Band 4 | QPSK | 24.6 | 18.8 | 19.3 | 18.7 | 22.1 | 21.4 | 20.1 | 21.0 | 25.3 | 19.5 | 20.0 | 19.4 | 22.8 | 22.1 | 20.8 | 21.7 |
| LTE Band 5 | QPSK | 25.0 | 25.0 | 23.8 | 24.0 | 24.7 | 24.6 | | | 25.7 | 25.7 | 24.5 | 24.7 | 25.4 | 25.3 | | |
| LTE Band 7 | QPSK | 19.3 | 21.3 | 18.6 | 19.2 | 21.1 | 20.3 | 19.3 | 19.7 | 20.0 | 22.0 | 19.3 | 19.9 | 21.8 | 21.0 | 20.0 | 20.4 |
| LTE Band 12 | QPSK | 25.0 | 25.0 | 24.0 | 24.0 | 24.7 | 24.7 | | | 25.7 | 25.7 | 24.7 | 24.7 | 25.4 | 25.4 | | |
| LTE Band 13 | QPSK | 25.0 | 25.0 | 23.8 | 23.8 | 24.7 | 24.7 | | | 25.7 | 25.7 | 24.5 | 24.5 | 25.4 | 25.4 | | |
| LTE Band 14 | QPSK | 25.0 | 25.0 | 23.8 | 23.8 | 24.7 | 24.7 | | | 25.7 | 25.7 | 24.5 | 24.5 | 25.4 | 25.4 | | |
| LTE Band 17 | QPSK | 25.0 | 25.0 | 24.0 | 24.0 | 24.7 | 24.7 | | | 25.7 | 25.7 | 24.7 | 24.7 | 25.4 | 25.4 | | |
| LTE Band 25 | QPSK | 25.0 | 18.8 | 19.9 | 19.4 | 22.6 | 21.2 | 20.4 | 20.6 | 25.7 | 19.5 | 20.6 | 20.1 | 23.3 | 21.9 | 21.1 | 21.3 |
| LTE Band 26 | QPSK | 25.0 | 25.0 | 23.8 | 24.0 | 24.7 | 24.6 | | | 25.7 | 25.7 | 24.5 | 24.7 | 25.4 | 25.3 | | |
| LTE Band 30 | QPSK | 25.0 | 23.6 | 21.6 | 21.3 | 21.6 | 19.5 | 21.0 | 19.2 | 25.7 | 24.3 | 22.3 | 22.0 | 22.3 | 20.2 | 21.7 | 19.9 |
| LTE Band 41 (PC3) | QPSK | 24.7 | 21.8 | 19.5 | 20.5 | 23.7 | 19.9 | 21.1 | 19.8 | 25.7 | 22.8 | 20.5 | 21.5 | 24.7 | 20.9 | 22.1 | 20.8 |
| LTE Band 41 (PC 2) | QPSK | 27.1 | 23.4 | 21.1 | 22.1 | 25.3 | 21.5 | 22.7 | 21.4 | 28.1 | 24.4 | 22.1 | 23.1 | 26.3 | 22.5 | 23.7 | 22.4 |
| LTE Band 53 | QPSK | 20.0 | 20.0 | 19.3 | 20.0 | | | | | 20.7 | 20.7 | 20.0 | 20.7 | | | | |
| LTE Band 66 | QPSK | 24.6 | 18.8 | 19.3 | 18.7 | 22.1 | 21.4 | 20.1 | 21.0 | 25.3 | 19.5 | 20.0 | 19.4 | 22.8 | 22.1 | 20.8 | 21.7 |
| LTE Band 71 | QPSK | 25.0 | 25.0 | 24.0 | 24.0 | 24.7 | 24.7 | | | 25.7 | 25.7 | 24.7 | 24.7 | 25.4 | 25.4 | | |
| RF Air interface | Mode | Target Output Power (dBm) | | | | | | | | Maximum Output Power (dBm) | | | | | | | |
| | | ANT7 | | ANT8 | | ANT9 | | ANT4 | | ANT7 | | ANT8 | | ANT9 | | ANT4 | |
| | | Mode A | Mode B | Mode A | Mode B | Mode A | Mode B | Mode A | Mode B | Mode A | Mode B | Mode A | Mode B | Mode A | Mode B | Mode A | Mode B |
| LTE Band 48 | QPSK | 24.0 | 21.8 | 19.4 | 19.9 | 22.5 | 19.9 | 22.2 | 20.6 | 25.0 | 22.8 | 20.4 | 20.9 | 23.5 | 20.9 | 23.2 | 21.6 |

LTE Band 5 Measured Results (ANT1)

| BW (MHz) | Mode | RB Allocation | RB Offset | Power Mode A (dBm) | | | | | Power Mode B (dBm) | | | | |
|----------|--------|---------------|-----------|--------------------|-------|-----------|----------------|----------------|--------------------|-----------|----------------|-----|----------------|
| | | | | 20525 | | MPR | Max Output Pwr | 20525 | | MPR | Max Output Pwr | | |
| | | | | 836.5 MHz | | | | 836.5 MHz | | | | | |
| 10 | QPSK | 1 | 0 | 25.2 | | 0 | 25.7 | 25.2 | | 0 | 25.7 | | |
| | | 1 | 25 | 25.2 | | 0 | 25.7 | 25.2 | | 0 | 25.7 | | |
| | | 1 | 49 | 25.2 | | 0 | 25.7 | 25.2 | | 0 | 25.7 | | |
| | | 25 | 0 | 24.2 | | 1 | 24.7 | 24.2 | | 1 | 24.7 | | |
| | | 25 | 12 | 24.3 | | 1 | 24.7 | 24.3 | | 1 | 24.7 | | |
| | | 25 | 25 | 24.2 | | 1 | 24.7 | 24.2 | | 1 | 24.7 | | |
| | | 50 | 0 | 24.3 | | 1 | 24.7 | 24.3 | | 1 | 24.7 | | |
| | 16QAM | 1 | 0 | 24.5 | | 1 | 24.7 | 24.5 | | 1 | 24.7 | | |
| | | 1 | 25 | 24.4 | | 1 | 24.7 | 24.4 | | 1 | 24.7 | | |
| | | 1 | 49 | 24.4 | | 1 | 24.7 | 24.4 | | 1 | 24.7 | | |
| | | 25 | 0 | 23.3 | | 2 | 23.7 | 23.3 | | 2 | 23.7 | | |
| | | 25 | 12 | 23.3 | | 2 | 23.7 | 23.3 | | 2 | 23.7 | | |
| | | 25 | 25 | 23.3 | | 2 | 23.7 | 23.3 | | 2 | 23.7 | | |
| | | 50 | 0 | 23.3 | | 2 | 23.7 | 23.3 | | 2 | 23.7 | | |
| | 64QAM | 1 | 0 | 23.3 | | 2 | 23.7 | 23.3 | | 2 | 23.7 | | |
| | | 1 | 25 | 23.4 | | 2 | 23.7 | 23.4 | | 2 | 23.7 | | |
| | | 1 | 49 | 23.4 | | 2 | 23.7 | 23.4 | | 2 | 23.7 | | |
| | | 25 | 0 | 22.2 | | 3 | 22.7 | 22.2 | | 3 | 22.7 | | |
| | | 25 | 12 | 22.3 | | 3 | 22.7 | 22.3 | | 3 | 22.7 | | |
| | | 25 | 25 | 22.2 | | 3 | 22.7 | 22.2 | | 3 | 22.7 | | |
| | | 50 | 0 | 22.2 | | 3 | 22.7 | 22.2 | | 3 | 22.7 | | |
| | 256QAM | 1 | 0 | 20.2 | | 5 | 20.7 | 20.2 | | 5 | 20.7 | | |
| | | 1 | 25 | 20.4 | | 5 | 20.7 | 20.4 | | 5 | 20.7 | | |
| | | 1 | 49 | 20.4 | | 5 | 20.7 | 20.4 | | 5 | 20.7 | | |
| | | 25 | 0 | 20.2 | | 5 | 20.7 | 20.2 | | 5 | 20.7 | | |
| | | 25 | 12 | 20.3 | | 5 | 20.7 | 20.3 | | 5 | 20.7 | | |
| | | 25 | 25 | 20.3 | | 5 | 20.7 | 20.3 | | 5 | 20.7 | | |
| | | 50 | 0 | 20.3 | | 5 | 20.7 | 20.3 | | 5 | 20.7 | | |
| BW (MHz) | Mode | RB Allocation | RB offset | Power Mode A (dBm) | | | | | Power Mode B (dBm) | | | | |
| | | | | 20425 | 20525 | 20625 | MPR | Max Output Pwr | 20425 | 20525 | 20625 | MPR | Max Output Pwr |
| | | | | 826.5 MHz | | 836.5 MHz | | | 846.5 MHz | 826.5 MHz | | | |
| 5 | QPSK | 1 | 0 | 25.2 | 25.1 | 25.2 | 0 | 25.7 | 25.2 | 25.1 | 25.2 | 0 | 25.7 |
| | | 1 | 12 | 25.3 | 25.2 | 25.2 | 0 | 25.7 | 25.3 | 25.2 | 25.2 | 0 | 25.7 |
| | | 1 | 24 | 25.2 | 25.2 | 25.2 | 0 | 25.7 | 25.2 | 25.2 | 25.2 | 0 | 25.7 |
| | | 12 | 0 | 24.3 | 24.2 | 24.2 | 1 | 24.7 | 24.3 | 24.2 | 24.2 | 1 | 24.7 |
| | | 12 | 7 | 24.3 | 24.2 | 24.2 | 1 | 24.7 | 24.3 | 24.2 | 24.2 | 1 | 24.7 |
| | | 12 | 13 | 24.2 | 24.2 | 24.3 | 1 | 24.7 | 24.2 | 24.2 | 24.3 | 1 | 24.7 |
| | | 25 | 0 | 24.3 | 24.2 | 24.2 | 1 | 24.7 | 24.3 | 24.2 | 24.2 | 1 | 24.7 |
| | 16QAM | 1 | 0 | 24.6 | 24.5 | 24.6 | 1 | 24.7 | 24.6 | 24.5 | 24.6 | 1 | 24.7 |
| | | 1 | 12 | 24.7 | 24.7 | 24.7 | 1 | 24.7 | 24.7 | 24.7 | 24.7 | 1 | 24.7 |
| | | 1 | 24 | 24.6 | 24.5 | 24.7 | 1 | 24.7 | 24.6 | 24.5 | 24.7 | 1 | 24.7 |
| | | 12 | 0 | 23.3 | 23.3 | 23.4 | 2 | 23.7 | 23.3 | 23.3 | 23.4 | 2 | 23.7 |
| | | 12 | 7 | 23.3 | 23.3 | 23.4 | 2 | 23.7 | 23.3 | 23.3 | 23.4 | 2 | 23.7 |
| | | 12 | 13 | 23.3 | 23.3 | 23.4 | 2 | 23.7 | 23.3 | 23.3 | 23.4 | 2 | 23.7 |
| | | 25 | 0 | 23.3 | 23.2 | 23.2 | 2 | 23.7 | 23.3 | 23.2 | 23.2 | 2 | 23.7 |
| | 64QAM | 1 | 0 | 23.2 | 23.3 | 23.5 | 2 | 23.7 | 23.2 | 23.3 | 23.5 | 2 | 23.7 |
| | | 1 | 12 | 23.3 | 23.4 | 23.6 | 2 | 23.7 | 23.3 | 23.4 | 23.6 | 2 | 23.7 |
| | | 1 | 24 | 23.2 | 23.4 | 23.6 | 2 | 23.7 | 23.2 | 23.4 | 23.6 | 2 | 23.7 |
| | | 12 | 0 | 22.1 | 22.2 | 22.3 | 3 | 22.7 | 22.1 | 22.2 | 22.3 | 3 | 22.7 |
| | | 12 | 7 | 22.2 | 22.3 | 22.4 | 3 | 22.7 | 22.2 | 22.3 | 22.4 | 3 | 22.7 |
| | | 12 | 13 | 22.2 | 22.2 | 22.4 | 3 | 22.7 | 22.2 | 22.2 | 22.4 | 3 | 22.7 |
| | | 25 | 0 | 22.2 | 22.2 | 22.4 | 3 | 22.7 | 22.2 | 22.2 | 22.4 | 3 | 22.7 |
| | 256QAM | 1 | 0 | 20.1 | 20.2 | 20.4 | 5 | 20.7 | 20.1 | 20.2 | 20.4 | 5 | 20.7 |
| | | 1 | 12 | 20.3 | 20.3 | 20.6 | 5 | 20.7 | 20.3 | 20.3 | 20.6 | 5 | 20.7 |
| | | 1 | 24 | 20.3 | 20.3 | 20.5 | 5 | 20.7 | 20.3 | 20.3 | 20.5 | 5 | 20.7 |
| | | 12 | 0 | 20.1 | 20.2 | 20.3 | 5 | 20.7 | 20.1 | 20.2 | 20.3 | 5 | 20.7 |
| | | 12 | 7 | 20.2 | 20.3 | 20.5 | 5 | 20.7 | 20.2 | 20.3 | 20.5 | 5 | 20.7 |
| | | 12 | 13 | 20.2 | 20.3 | 20.4 | 5 | 20.7 | 20.2 | 20.3 | 20.4 | 5 | 20.7 |
| | | 25 | 0 | 20.2 | 20.2 | 20.4 | 5 | 20.7 | 20.2 | 20.2 | 20.4 | 5 | 20.7 |

LTE Band 5 Measured Results (ANT2)

| BW (MHz) | Mode | RB Allocation | RB Offset | Power Mode A (dBm) | | | | | Power Mode B (dBm) | | | | | |
|----------|--------|---------------|-----------|--------------------|-----------|------|----------------|-------|--------------------|------|----------------|------|------|------|
| | | | | 20525 | 836.5 MHz | MPR | Max Output Pwr | 20525 | 836.5 MHz | MPR | Max Output Pwr | | | |
| | | | | 23.6 | 23.7 | 0 | 24.5 | 23.8 | 0 | 24.7 | | | | |
| 10 | QPSK | 1 | 0 | 23.6 | | | 0 | 24.5 | 23.8 | | | 0 | 24.7 | |
| | | 1 | 25 | 23.7 | | | 0 | 24.5 | 23.9 | | | 0 | 24.7 | |
| | | 1 | 49 | 23.6 | | | 0 | 24.5 | 23.8 | | | 0 | 24.7 | |
| | | 25 | 0 | 22.8 | | | 0.8 | 23.7 | 22.8 | | | 1 | 23.7 | |
| | | 25 | 12 | 22.9 | | | 0.8 | 23.7 | 22.9 | | | 1 | 23.7 | |
| | | 25 | 25 | 22.8 | | | 0.8 | 23.7 | 22.8 | | | 1 | 23.7 | |
| | 16QAM | 50 | 0 | 22.9 | | | 0.8 | 23.7 | 22.8 | | | 1 | 23.7 | |
| | | 1 | 0 | 23.1 | | | 0.8 | 23.7 | 23.1 | | | 1 | 23.7 | |
| | | 1 | 25 | 23.1 | | | 0.8 | 23.7 | 23.1 | | | 1 | 23.7 | |
| | | 1 | 49 | 23.0 | | | 0.8 | 23.7 | 23.0 | | | 1 | 23.7 | |
| | | 25 | 0 | 21.9 | | | 1.8 | 22.7 | 21.9 | | | 2 | 22.7 | |
| | | 25 | 12 | 21.9 | | | 1.8 | 22.7 | 21.9 | | | 2 | 22.7 | |
| | 64QAM | 25 | 25 | 21.9 | | | 1.8 | 22.7 | 21.9 | | | 2 | 22.7 | |
| | | 50 | 0 | 21.8 | | | 1.8 | 22.7 | 21.9 | | | 2 | 22.7 | |
| | | 1 | 0 | 22.3 | | | 1.8 | 22.7 | 22.3 | | | 2 | 22.7 | |
| | | 1 | 25 | 22.4 | | | 1.8 | 22.7 | 22.4 | | | 2 | 22.7 | |
| | | 1 | 49 | 22.4 | | | 1.8 | 22.7 | 22.4 | | | 2 | 22.7 | |
| | | 25 | 0 | 21.1 | | | 2.8 | 21.7 | 21.1 | | | 3 | 21.7 | |
| | 256QAM | 25 | 12 | 21.1 | | | 2.8 | 21.7 | 21.1 | | | 3 | 21.7 | |
| | | 25 | 25 | 21.2 | | | 2.8 | 21.7 | 21.2 | | | 3 | 21.7 | |
| | | 50 | 0 | 21.2 | | | 2.8 | 21.7 | 21.2 | | | 3 | 21.7 | |
| | | 1 | 0 | 19.1 | | | 4.8 | 19.7 | 19.2 | | | 5 | 19.7 | |
| | | 1 | 25 | 19.3 | | | 4.8 | 19.7 | 19.3 | | | 5 | 19.7 | |
| | | 1 | 49 | 19.3 | | | 4.8 | 19.7 | 19.3 | | | 5 | 19.7 | |
| | 5 | QPSK | 25 | 0 | 19.1 | | | 4.8 | 19.7 | 19.1 | | | 5 | 19.7 |
| | | | 25 | 12 | 19.1 | | | 4.8 | 19.7 | 19.1 | | | 5 | 19.7 |
| | | | 25 | 25 | 19.2 | | | 4.8 | 19.7 | 19.2 | | | 5 | 19.7 |
| | | | 50 | 0 | 19.2 | | | 4.8 | 19.7 | 19.2 | | | 5 | 19.7 |
| 1 | | | 0 | 23.5 | | | 0 | 24.5 | 23.7 | | | 0 | 24.7 | |
| 1 | | | 12 | 23.6 | 23.6 | 23.7 | 0 | 24.5 | 23.8 | 23.8 | 23.9 | 0 | 24.7 | |
| 1 | | 24 | 23.5 | 23.5 | 23.6 | 0 | 24.5 | 23.7 | 23.7 | 23.8 | 0 | 24.7 | | |
| 16QAM | | 12 | 0 | 22.7 | 22.8 | 22.8 | 0.8 | 23.7 | 22.7 | 22.8 | 22.8 | 1 | 23.7 | |
| | | 12 | 7 | 22.8 | 22.8 | 22.8 | 0.8 | 23.7 | 22.9 | 22.8 | 22.8 | 1 | 23.7 | |
| | | 12 | 13 | 22.8 | 22.8 | 22.9 | 0.8 | 23.7 | 22.8 | 22.9 | 22.9 | 1 | 23.7 | |
| | | 25 | 0 | 22.8 | 22.8 | 22.8 | 0.8 | 23.7 | 22.8 | 22.9 | 22.8 | 1 | 23.7 | |
| | | 1 | 0 | 23.1 | 23.1 | 23.3 | 0.8 | 23.7 | 23.2 | 23.1 | 23.2 | 1 | 23.7 | |
| | | 1 | 12 | 23.2 | 23.3 | 23.4 | 0.8 | 23.7 | 23.3 | 23.2 | 23.3 | 1 | 23.7 | |
| 64QAM | | 1 | 24 | 23.1 | 23.1 | 23.3 | 0.8 | 23.7 | 23.1 | 23.1 | 23.2 | 1 | 23.7 | |
| | | 12 | 0 | 21.7 | 21.8 | 21.8 | 1.8 | 22.7 | 21.8 | 21.9 | 21.9 | 2 | 22.7 | |
| | | 12 | 7 | 21.9 | 21.9 | 21.9 | 1.8 | 22.7 | 21.9 | 22.0 | 21.9 | 2 | 22.7 | |
| | | 12 | 13 | 21.8 | 21.9 | 21.9 | 1.8 | 22.7 | 21.9 | 22.0 | 21.9 | 2 | 22.7 | |
| | | 25 | 0 | 21.8 | 21.9 | 21.9 | 1.8 | 22.7 | 21.8 | 21.9 | 21.8 | 2 | 22.7 | |
| | | 1 | 0 | 22.3 | 22.3 | 22.4 | 1.8 | 22.7 | 22.2 | 22.3 | 22.5 | 2 | 22.7 | |
| 256QAM | | 1 | 12 | 22.4 | 22.4 | 22.4 | 1.8 | 22.7 | 22.3 | 22.4 | 22.6 | 2 | 22.7 | |
| | | 12 | 0 | 21.0 | 21.1 | 21.1 | 2.8 | 21.7 | 21.1 | 21.1 | 21.2 | 3 | 21.7 | |
| | | 12 | 7 | 21.1 | 21.1 | 21.2 | 2.8 | 21.7 | 21.2 | 21.1 | 21.2 | 3 | 21.7 | |
| | | 12 | 13 | 21.1 | 21.2 | 21.2 | 2.8 | 21.7 | 21.2 | 21.2 | 21.2 | 3 | 21.7 | |
| | | 25 | 0 | 21.1 | 21.2 | 21.1 | 2.8 | 21.7 | 21.2 | 21.2 | 21.1 | 3 | 21.7 | |
| | | 1 | 0 | 19.2 | 19.1 | 19.4 | 4.8 | 19.7 | 19.1 | 19.2 | 19.2 | 5 | 19.7 | |
| QPSK | | 1 | 12 | 19.3 | 19.3 | 19.5 | 4.8 | 19.7 | 19.3 | 19.4 | 19.3 | 5 | 19.7 | |
| | | 1 | 24 | 19.2 | 19.2 | 19.4 | 4.8 | 19.7 | 19.3 | 19.3 | 19.3 | 5 | 19.7 | |
| | | 12 | 0 | 19.0 | 19.1 | 19.2 | 4.8 | 19.7 | 19.1 | 19.1 | 19.2 | 5 | 19.7 | |
| | 12 | 7 | 19.2 | 19.1 | 19.2 | 4.8 | 19.7 | 19.2 | 19.1 | 19.2 | 5 | 19.7 | | |
| | 12 | 13 | 19.1 | 19.2 | 19.3 | 4.8 | 19.7 | 19.2 | 19.2 | 19.3 | 5 | 19.7 | | |
| | 25 | 0 | 19.1 | 19.2 | 19.2 | 4.8 | 19.7 | 19.1 | 19.2 | 19.2 | 5 | 19.7 | | |

LTE Band 5 Measured Results (ANT3)

| BW (MHz) | Mode | RB Allocation | RB Offset | Power Mode A (dBm) | | | | | Power Mode B (dBm) | | | | |
|----------|--------|---------------|-----------|--------------------|--|---|------|----------------|--------------------|--|-----|------|----------------|
| | | | | 20525 | | | MPR | Max Output Pwr | 20525 | | | MPR | Max Output Pwr |
| | | | | 836.5 MHz | | | | | 836.5 MHz | | | | |
| 10 | QPSK | 1 | 0 | 25.2 | | | 0 | 25.4 | 25.1 | | | 0 | 25.3 |
| | | 1 | 25 | 25.3 | | | 0 | 25.4 | 25.2 | | | 0 | 25.3 |
| | | 1 | 49 | 25.2 | | | 0 | 25.4 | 25.1 | | | 0 | 25.3 |
| | | 25 | 0 | 24.3 | | | 1 | 24.4 | 24.2 | | | 0.9 | 24.4 |
| | | 25 | 12 | 24.3 | | | 1 | 24.4 | 24.3 | | | 0.9 | 24.4 |
| | | 25 | 25 | 24.3 | | | 1 | 24.4 | 24.3 | | | 0.9 | 24.4 |
| | 16QAM | 50 | 0 | 24.3 | | | 1 | 24.4 | 24.3 | | | 0.9 | 24.4 |
| | | 1 | 0 | 24.4 | | | 1 | 24.4 | 24.4 | | | 0.9 | 24.4 |
| | | 1 | 25 | 24.4 | | | 1 | 24.4 | 24.4 | | | 0.9 | 24.4 |
| | | 1 | 49 | 24.4 | | | 1 | 24.4 | 24.4 | | | 0.9 | 24.4 |
| | | 25 | 0 | 23.3 | | | 2 | 23.4 | 23.3 | | | 1.9 | 23.4 |
| | | 25 | 12 | 23.3 | | | 2 | 23.4 | 23.4 | | | 1.9 | 23.4 |
| | 64QAM | 25 | 25 | 23.3 | | | 2 | 23.4 | 23.4 | | | 1.9 | 23.4 |
| | | 50 | 0 | 23.3 | | | 2 | 23.4 | 23.3 | | | 1.9 | 23.4 |
| | | 1 | 0 | 23.1 | | | 2 | 23.4 | 23.0 | | | 1.9 | 23.4 |
| | | 1 | 25 | 23.1 | | | 2 | 23.4 | 23.1 | | | 1.9 | 23.4 |
| | | 1 | 49 | 23.2 | | | 2 | 23.4 | 23.2 | | | 1.9 | 23.4 |
| | | 25 | 0 | 22.0 | | | 3 | 22.4 | 22.0 | | | 2.9 | 22.4 |
| | 256QAM | 25 | 12 | 22.1 | | | 3 | 22.4 | 22.0 | | | 2.9 | 22.4 |
| | | 25 | 25 | 22.1 | | | 3 | 22.4 | 22.0 | | | 2.9 | 22.4 |
| | | 50 | 0 | 22.1 | | | 3 | 22.4 | 22.0 | | | 2.9 | 22.4 |
| | | 1 | 0 | 20.1 | | | 5 | 20.4 | 20.1 | | | 4.9 | 20.4 |
| | | 1 | 25 | 20.2 | | | 5 | 20.4 | 20.2 | | | 4.9 | 20.4 |
| | | 1 | 49 | 20.2 | | | 5 | 20.4 | 20.2 | | | 4.9 | 20.4 |
| 5 | QPSK | 25 | 0 | 20.0 | | | 5 | 20.4 | 20.0 | | | 4.9 | 20.4 |
| | | 25 | 12 | 20.1 | | | 5 | 20.4 | 20.0 | | | 4.9 | 20.4 |
| | | 1 | 0 | 20.1 | | | 5 | 20.4 | 20.1 | | | 4.9 | 20.4 |
| | | 1 | 12 | 20.2 | | | 5 | 20.4 | 20.2 | | | 4.9 | 20.4 |
| | | 1 | 24 | 20.1 | | | 5 | 20.4 | 20.1 | | | 4.9 | 20.4 |
| | | 12 | 0 | 19.9 | | | 5 | 20.4 | 19.8 | | | 4.9 | 20.4 |
| | 16QAM | 12 | 7 | 20.0 | | | 5 | 20.4 | 20.0 | | | 4.9 | 20.4 |
| | | 12 | 13 | 20.0 | | | 5 | 20.4 | 19.9 | | | 4.9 | 20.4 |
| | | 25 | 0 | 20.0 | | | 5 | 20.4 | 20.0 | | | 4.9 | 20.4 |
| | | 1 | 0 | 23.1 | | | 2 | 23.4 | 23.0 | | | 1.9 | 23.4 |
| | | 1 | 12 | 23.2 | | | 2 | 23.4 | 23.0 | | | 1.9 | 23.4 |
| | | 1 | 24 | 23.1 | | | 2 | 23.4 | 23.1 | | | 1.9 | 23.4 |
| 64QAM | 12 | 0 | 21.9 | | | 3 | 22.4 | 21.8 | | | 2.9 | 22.4 | |
| | 12 | 7 | 22.0 | | | 3 | 22.4 | 22.0 | | | 2.9 | 22.4 | |
| | 12 | 13 | 22.0 | | | 3 | 22.4 | 21.9 | | | 2.9 | 22.4 | |
| | 25 | 0 | 22.0 | | | 3 | 22.4 | 21.9 | | | 2.9 | 22.4 | |
| | 1 | 0 | 23.1 | | | 2 | 23.4 | 23.0 | | | 1.9 | 23.4 | |
| | 1 | 12 | 23.2 | | | 2 | 23.4 | 23.0 | | | 1.9 | 23.4 | |
| 256QAM | 12 | 0 | 21.9 | | | 3 | 22.4 | 21.8 | | | 2.9 | 22.4 | |
| | 12 | 7 | 22.0 | | | 3 | 22.4 | 22.0 | | | 2.9 | 22.4 | |
| | 12 | 13 | 22.0 | | | 3 | 22.4 | 21.9 | | | 2.9 | 22.4 | |
| | 25 | 0 | 22.0 | | | 3 | 22.4 | 21.9 | | | 2.9 | 22.4 | |
| | 1 | 0 | 20.0 | | | 5 | 20.4 | 19.9 | | | 4.9 | 20.4 | |
| | 1 | 12 | 20.2 | | | 5 | 20.4 | 20.0 | | | 4.9 | 20.4 | |

LTE Band 7 Measured Results (ANT3)

| BW (MHz) | Mode | RB Allocation | RB Offset | Power Mode A (dBm) | | | | | Power Mode B (dBm) | | | | |
|----------|--------|---------------|-----------|--------------------|----------|----------|------|----------------|--------------------|----------|----------|------|----------------|
| | | | | 20850 | 21100 | 21350 | MPR | Max Output Pwr | 20850 | 21100 | 21350 | MPR | Max Output Pwr |
| | | | | 2510 MHz | 2535 MHz | 2560 MHz | | | 2510 MHz | 2535 MHz | 2560 MHz | | |
| 20 | QPSK | 1 | 0 | 21.4 | 21.4 | 21.6 | 0 | 21.8 | 20.7 | 20.7 | 20.8 | 0 | 21.0 |
| | | 1 | 49 | 21.6 | 21.4 | 21.7 | 0 | 21.8 | 20.7 | 20.7 | 20.8 | 0 | 21.0 |
| | | 1 | 99 | 21.6 | 21.4 | 21.7 | 0 | 21.8 | 20.7 | 20.7 | 20.8 | 0 | 21.0 |
| | | 50 | 0 | 21.6 | 21.5 | 21.7 | 0 | 21.8 | 20.8 | 20.8 | 20.9 | 0 | 21.0 |
| | | 50 | 24 | 21.6 | 21.6 | 21.8 | 0 | 21.8 | 20.8 | 20.8 | 20.9 | 0 | 21.0 |
| | | 50 | 50 | 21.6 | 21.6 | 21.8 | 0 | 21.8 | 20.8 | 20.8 | 20.9 | 0 | 21.0 |
| | 16QAM | 100 | 0 | 21.6 | 21.6 | 21.6 | 0 | 21.8 | 20.6 | 20.8 | 20.8 | 0 | 21.0 |
| | | 1 | 0 | 21.7 | 21.7 | 21.8 | 0 | 21.8 | 20.9 | 21.0 | 20.9 | 0 | 21.0 |
| | | 1 | 49 | 21.8 | 21.8 | 21.8 | 0 | 21.8 | 21.0 | 21.0 | 21.0 | 0 | 21.0 |
| | | 1 | 99 | 21.8 | 21.7 | 21.8 | 0 | 21.8 | 21.0 | 21.0 | 21.0 | 0 | 21.0 |
| | | 50 | 0 | 21.7 | 21.5 | 21.7 | 0 | 21.8 | 20.9 | 21.0 | 20.9 | 0 | 21.0 |
| | | 50 | 24 | 21.6 | 21.6 | 21.8 | 0 | 21.8 | 21.0 | 21.0 | 21.0 | 0 | 21.0 |
| | 64QAM | 50 | 24 | 21.7 | 21.6 | 21.8 | 0 | 21.8 | 20.9 | 21.0 | 20.9 | 0 | 21.0 |
| | | 50 | 50 | 21.7 | 21.6 | 21.8 | 0 | 21.8 | 20.9 | 21.0 | 20.9 | 0 | 21.0 |
| | | 100 | 0 | 21.6 | 21.6 | 21.7 | 0 | 21.8 | 21.0 | 20.9 | 21.0 | 0 | 21.0 |
| | | 1 | 0 | 21.6 | 21.7 | 21.7 | 0 | 21.8 | 20.9 | 21.0 | 20.9 | 0 | 21.0 |
| | | 1 | 49 | 21.8 | 21.6 | 21.8 | 0 | 21.8 | 21.0 | 20.9 | 20.9 | 0 | 21.0 |
| | | 1 | 99 | 21.8 | 21.7 | 21.8 | 0 | 21.8 | 20.9 | 20.9 | 20.9 | 0 | 21.0 |
| | 256QAM | 50 | 0 | 21.6 | 21.5 | 21.7 | 0 | 21.8 | 20.9 | 21.0 | 20.9 | 0 | 21.0 |
| | | 50 | 24 | 21.6 | 21.6 | 21.8 | 0 | 21.8 | 20.9 | 21.0 | 20.9 | 0 | 21.0 |
| | | 50 | 50 | 21.7 | 21.6 | 21.8 | 0 | 21.8 | 21.0 | 21.0 | 20.9 | 0 | 21.0 |
| | | 100 | 0 | 21.6 | 21.6 | 21.8 | 0 | 21.8 | 20.9 | 20.9 | 20.9 | 0 | 21.0 |
| | | 1 | 0 | 19.8 | 19.9 | 20.0 | 1.8 | 20.0 | 20.0 | 20.0 | 19.9 | 1 | 20.0 |
| | | 1 | 49 | 19.9 | 19.8 | 20.0 | 1.8 | 20.0 | 19.9 | 20.0 | 20.0 | 1 | 20.0 |
| 15 | QPSK | 1 | 0 | 21.4 | 21.3 | 21.6 | 0 | 21.8 | 20.8 | 20.8 | 21.0 | 0 | 21.0 |
| | | 1 | 37 | 21.6 | 21.4 | 21.7 | 0 | 21.8 | 21.0 | 20.9 | 21.0 | 0 | 21.0 |
| | | 1 | 74 | 21.5 | 21.4 | 21.6 | 0 | 21.8 | 21.0 | 20.9 | 21.0 | 0 | 21.0 |
| | | 36 | 0 | 21.7 | 21.5 | 21.7 | 0 | 21.8 | 21.0 | 21.0 | 21.0 | 0 | 21.0 |
| | | 36 | 20 | 21.7 | 21.5 | 21.8 | 0 | 21.8 | 21.0 | 21.0 | 21.0 | 0 | 21.0 |
| | | 36 | 39 | 21.6 | 21.6 | 21.8 | 0 | 21.8 | 21.0 | 21.0 | 21.0 | 0 | 21.0 |
| | 16QAM | 75 | 0 | 21.7 | 21.6 | 21.8 | 0 | 21.8 | 21.0 | 21.0 | 21.0 | 0 | 21.0 |
| | | 1 | 0 | 21.8 | 21.8 | 21.8 | 0 | 21.8 | 20.9 | 20.9 | 20.9 | 0 | 21.0 |
| | | 1 | 37 | 21.8 | 21.8 | 21.8 | 0 | 21.8 | 20.9 | 21.0 | 21.0 | 0 | 21.0 |
| | | 1 | 74 | 21.8 | 21.8 | 21.8 | 0 | 21.8 | 21.0 | 21.0 | 20.9 | 0 | 21.0 |
| | | 36 | 0 | 21.6 | 21.5 | 21.7 | 0 | 21.8 | 20.9 | 21.0 | 20.9 | 0 | 21.0 |
| | | 36 | 20 | 21.7 | 21.6 | 21.7 | 0 | 21.8 | 20.9 | 20.9 | 20.9 | 0 | 21.0 |
| | 64QAM | 36 | 39 | 21.7 | 21.6 | 21.8 | 0 | 21.8 | 21.0 | 21.0 | 21.0 | 0 | 21.0 |
| | | 75 | 0 | 21.7 | 21.6 | 21.8 | 0 | 21.8 | 20.9 | 20.9 | 21.0 | 0 | 21.0 |
| | | 1 | 0 | 21.6 | 21.6 | 21.8 | 0 | 21.8 | 21.0 | 21.0 | 21.0 | 0 | 21.0 |
| | | 1 | 37 | 21.7 | 21.7 | 21.8 | 0 | 21.8 | 21.0 | 20.9 | 20.9 | 0 | 21.0 |
| | | 1 | 74 | 21.7 | 21.7 | 21.8 | 0 | 21.8 | 21.0 | 20.9 | 20.9 | 0 | 21.0 |
| | | 36 | 0 | 21.6 | 21.5 | 21.7 | 0 | 21.8 | 20.9 | 20.9 | 20.9 | 0 | 21.0 |
| | 256QAM | 36 | 20 | 21.7 | 21.5 | 21.8 | 0 | 21.8 | 20.9 | 20.9 | 20.9 | 0 | 21.0 |
| | | 36 | 39 | 21.7 | 21.6 | 21.8 | 0 | 21.8 | 21.0 | 21.0 | 20.9 | 0 | 21.0 |
| | | 75 | 0 | 21.7 | 21.6 | 21.8 | 0 | 21.8 | 21.0 | 20.9 | 20.9 | 0 | 21.0 |
| | | 1 | 0 | 19.8 | 19.8 | 20.0 | 1.8 | 20.0 | 20.0 | 19.9 | 19.9 | 1 | 20.0 |
| | | 1 | 37 | 20.0 | 19.8 | 20.0 | 1.8 | 20.0 | 20.0 | 19.9 | 20.0 | 1 | 20.0 |
| | | 1 | 74 | 20.0 | 20.0 | 20.0 | 1.8 | 20.0 | 20.0 | 19.9 | 19.9 | 1 | 20.0 |
| 256QAM | 36 | 0 | 19.8 | 19.7 | 19.9 | 1.8 | 20.0 | 19.9 | 19.9 | 19.9 | 1 | 20.0 | |
| | 36 | 20 | 19.9 | 19.7 | 19.9 | 1.8 | 20.0 | 20.0 | 20.0 | 20.0 | 1 | 20.0 | |
| | 36 | 39 | 19.9 | 19.8 | 20.0 | 1.8 | 20.0 | 20.0 | 20.0 | 20.0 | 1 | 20.0 | |
| | 75 | 0 | 19.8 | 19.8 | 20.0 | 1.8 | 20.0 | 20.0 | 20.0 | 19.9 | 1 | 20.0 | |

LTE Band 7 Measured Results (ANT3) (continued)

| BW (MHz) | Mode | RB Allocation | RB offset | Power Mode A (dBm) | | | | | Power Mode B (dBm) | | | | | |
|----------|--------|---------------|-----------|--------------------|----------|----------|------|----------------|--------------------|----------|----------|------|----------------|------|
| | | | | 20800 | 21100 | 21400 | MPR | Max Output Pwr | 20800 | 21100 | 21400 | MPR | Max Output Pwr | |
| | | | | 2505 MHz | 2535 MHz | 2565 MHz | | | 2505 MHz | 2535 MHz | 2565 MHz | | | |
| 10 | QPSK | 1 | 0 | 21.6 | 21.6 | 21.8 | 0 | 21.8 | 21.0 | 20.9 | 21.0 | 0 | 21.0 | |
| | | 1 | 25 | 21.8 | 21.6 | 21.8 | 0 | 21.8 | 21.0 | 20.9 | 21.0 | 0 | 21.0 | |
| | | 1 | 49 | 21.7 | 21.7 | 21.8 | 0 | 21.8 | 20.9 | 20.9 | 20.9 | 0 | 21.0 | |
| | | 25 | 0 | 21.8 | 21.7 | 21.8 | 0 | 21.8 | 21.0 | 21.0 | 20.9 | 0 | 21.0 | |
| | | 25 | 25 | 21.8 | 21.7 | 21.8 | 0 | 21.8 | 20.9 | 20.9 | 20.9 | 0 | 21.0 | |
| | 16QAM | 50 | 0 | 21.7 | 21.7 | 21.8 | 0 | 21.8 | 21.0 | 20.9 | 21.0 | 0 | 21.0 | |
| | | 1 | 0 | 21.8 | 21.8 | 21.8 | 0 | 21.8 | 21.0 | 20.9 | 20.9 | 0 | 21.0 | |
| | | 1 | 25 | 21.8 | 21.8 | 21.8 | 0 | 21.8 | 20.9 | 20.9 | 21.0 | 0 | 21.0 | |
| | | 1 | 49 | 21.8 | 21.8 | 21.8 | 0 | 21.8 | 20.9 | 20.9 | 21.0 | 0 | 21.0 | |
| | | 25 | 0 | 21.8 | 21.7 | 21.8 | 0 | 21.8 | 21.0 | 20.9 | 20.9 | 0 | 21.0 | |
| | 64QAM | 25 | 12 | 21.8 | 21.7 | 21.8 | 0 | 21.8 | 20.9 | 20.9 | 20.9 | 0 | 21.0 | |
| | | 25 | 25 | 21.8 | 21.8 | 21.8 | 0 | 21.8 | 20.9 | 20.9 | 21.0 | 0 | 21.0 | |
| | | 50 | 0 | 21.7 | 21.7 | 21.8 | 0 | 21.8 | 21.0 | 21.0 | 20.9 | 0 | 21.0 | |
| | | 1 | 0 | 21.8 | 21.8 | 21.8 | 0 | 21.8 | 20.9 | 21.0 | 21.0 | 0 | 21.0 | |
| | | 1 | 25 | 21.8 | 21.8 | 21.8 | 0 | 21.8 | 20.9 | 20.9 | 21.0 | 0 | 21.0 | |
| | 256QAM | 1 | 49 | 21.8 | 21.8 | 21.8 | 0 | 21.8 | 21.0 | 20.9 | 20.9 | 0 | 21.0 | |
| | | 25 | 0 | 21.8 | 21.7 | 21.8 | 0 | 21.8 | 20.9 | 21.0 | 20.9 | 0 | 21.0 | |
| | | 25 | 12 | 21.8 | 21.7 | 21.8 | 0 | 21.8 | 21.0 | 20.9 | 20.9 | 0 | 21.0 | |
| | | 25 | 25 | 21.8 | 21.7 | 21.8 | 0 | 21.8 | 20.9 | 21.0 | 20.9 | 0 | 21.0 | |
| | | 50 | 0 | 21.8 | 21.7 | 21.8 | 0 | 21.8 | 20.9 | 20.9 | 20.9 | 0 | 21.0 | |
| | 5 | QPSK | 1 | 0 | 20.0 | 20.0 | 20.0 | 1.8 | 20.0 | 19.9 | 19.9 | 19.9 | 1 | 20.0 |
| | | | 1 | 25 | 20.0 | 20.0 | 20.0 | 1.8 | 20.0 | 19.9 | 19.9 | 19.9 | 1 | 20.0 |
| | | | 1 | 49 | 20.0 | 20.0 | 20.0 | 1.8 | 20.0 | 19.9 | 19.9 | 19.9 | 1 | 20.0 |
| | | | 25 | 0 | 19.9 | 19.9 | 20.0 | 1.8 | 20.0 | 20.0 | 19.9 | 20.0 | 1 | 20.0 |
| | | | 25 | 12 | 19.9 | 19.9 | 20.0 | 1.8 | 20.0 | 20.0 | 19.9 | 19.9 | 1 | 20.0 |
| 16QAM | | 25 | 25 | 20.0 | 19.9 | 20.0 | 1.8 | 20.0 | 19.9 | 20.0 | 20.0 | 1 | 20.0 | |
| | | 50 | 0 | 19.9 | 19.9 | 20.0 | 1.8 | 20.0 | 20.0 | 19.9 | 19.9 | 1 | 20.0 | |
| | | 1 | 0 | 21.6 | 21.6 | 21.8 | 0 | 21.8 | 20.9 | 20.9 | 20.9 | 0 | 21.0 | |
| | | 1 | 12 | 21.8 | 21.7 | 21.8 | 0 | 21.8 | 20.9 | 20.9 | 20.9 | 0 | 21.0 | |
| | | 1 | 24 | 21.8 | 21.7 | 21.8 | 0 | 21.8 | 20.9 | 20.9 | 21.0 | 0 | 21.0 | |
| 64QAM | | 12 | 0 | 21.7 | 21.7 | 21.8 | 0 | 21.8 | 21.0 | 21.0 | 20.9 | 0 | 21.0 | |
| | | 12 | 7 | 21.8 | 21.7 | 21.8 | 0 | 21.8 | 20.9 | 20.9 | 20.9 | 0 | 21.0 | |
| | | 12 | 13 | 21.8 | 21.7 | 21.8 | 0 | 21.8 | 20.9 | 20.9 | 20.9 | 0 | 21.0 | |
| | | 25 | 0 | 21.7 | 21.7 | 21.8 | 0 | 21.8 | 21.0 | 20.9 | 20.9 | 0 | 21.0 | |
| | | 1 | 0 | 21.8 | 21.8 | 21.8 | 0 | 21.8 | 21.0 | 20.9 | 20.9 | 0 | 21.0 | |
| 256QAM | | 1 | 12 | 21.8 | 21.8 | 21.8 | 0 | 21.8 | 20.9 | 20.9 | 21.0 | 0 | 21.0 | |
| | | 1 | 24 | 21.8 | 21.8 | 21.8 | 0 | 21.8 | 20.9 | 21.0 | 21.0 | 0 | 21.0 | |
| | | 12 | 0 | 21.7 | 21.7 | 21.8 | 0 | 21.8 | 20.9 | 20.9 | 21.0 | 0 | 21.0 | |
| | | 12 | 7 | 21.8 | 21.8 | 21.8 | 0 | 21.8 | 21.0 | 21.0 | 21.0 | 0 | 21.0 | |
| | | 12 | 13 | 21.8 | 21.7 | 21.8 | 0 | 21.8 | 20.9 | 20.9 | 20.9 | 0 | 21.0 | |
| 256QAM | | 25 | 0 | 21.8 | 21.7 | 21.8 | 0 | 21.8 | 21.0 | 21.0 | 20.9 | 0 | 21.0 | |
| | | 1 | 0 | 19.9 | 20.0 | 20.0 | 1.8 | 20.0 | 19.9 | 19.9 | 20.0 | 1 | 20.0 | |
| | | 1 | 12 | 20.0 | 20.0 | 20.0 | 1.8 | 20.0 | 19.9 | 19.9 | 19.9 | 1 | 20.0 | |
| | | 1 | 24 | 20.0 | 20.0 | 20.0 | 1.8 | 20.0 | 19.9 | 19.9 | 19.9 | 1 | 20.0 | |
| | | 12 | 0 | 19.9 | 19.9 | 20.0 | 1.8 | 20.0 | 19.9 | 19.9 | 19.9 | 1 | 20.0 | |
| 256QAM | 12 | 7 | 20.0 | 19.9 | 20.0 | 1.8 | 20.0 | 19.9 | 19.9 | 19.9 | 1 | 20.0 | | |
| | 12 | 13 | 20.0 | 19.9 | 20.0 | 1.8 | 20.0 | 19.9 | 19.9 | 19.9 | 1 | 20.0 | | |
| | 25 | 0 | 20.0 | 19.9 | 20.0 | 1.8 | 20.0 | 19.9 | 19.9 | 20.0 | 1 | 20.0 | | |

LTE Band 12 Measured Results (ANT1)

| BW (MHz) | Mode | RB Allocation | RB Offset | Power Mode A (dBm) | | | | | Power Mode B (dBm) | | | | |
|----------|--------|---------------|-----------|--------------------|-------|-------|-----|----------------|--------------------|-------|-------|-----|----------------|
| | | | | 23095 | 23095 | 23095 | MPR | Max Output Pwr | 23095 | 23095 | 23095 | MPR | Max Output Pwr |
| | | | | | | | | | | | | | |
| 10 | QPSK | 1 | 0 | 25.4 | 25.4 | 25.4 | 0 | 25.7 | 25.4 | 25.4 | 25.4 | 0 | 25.7 |
| | | 1 | 25 | 25.4 | 25.4 | 25.4 | 0 | 25.7 | 25.4 | 25.4 | 25.4 | 0 | 25.7 |
| | | 1 | 49 | 25.4 | 25.4 | 25.4 | 0 | 25.7 | 25.4 | 25.4 | 25.4 | 0 | 25.7 |
| | | 25 | 0 | 24.3 | 24.3 | 24.3 | 1 | 24.7 | 24.3 | 24.3 | 24.3 | 1 | 24.7 |
| | | 25 | 12 | 24.4 | 24.4 | 24.4 | 1 | 24.7 | 24.4 | 24.4 | 24.4 | 1 | 24.7 |
| | | 25 | 25 | 24.4 | 24.4 | 24.4 | 1 | 24.7 | 24.4 | 24.4 | 24.4 | 1 | 24.7 |
| | 16QAM | 50 | 0 | 24.4 | 24.4 | 24.4 | 1 | 24.7 | 24.4 | 24.4 | 24.4 | 1 | 24.7 |
| | | 1 | 0 | 24.7 | 24.7 | 24.7 | 1 | 24.7 | 24.7 | 24.7 | 24.7 | 1 | 24.7 |
| | | 1 | 25 | 24.6 | 24.6 | 24.6 | 1 | 24.7 | 24.6 | 24.6 | 24.6 | 1 | 24.7 |
| | | 1 | 49 | 24.7 | 24.7 | 24.7 | 1 | 24.7 | 24.7 | 24.7 | 24.7 | 1 | 24.7 |
| | | 25 | 0 | 23.4 | 23.4 | 23.4 | 2 | 23.7 | 23.4 | 23.4 | 23.4 | 2 | 23.7 |
| | | 25 | 12 | 23.4 | 23.4 | 23.4 | 2 | 23.7 | 23.4 | 23.4 | 23.4 | 2 | 23.7 |
| | 64QAM | 25 | 25 | 23.4 | 23.4 | 23.4 | 2 | 23.7 | 23.4 | 23.4 | 23.4 | 2 | 23.7 |
| | | 50 | 0 | 23.4 | 23.4 | 23.4 | 2 | 23.7 | 23.4 | 23.4 | 23.4 | 2 | 23.7 |
| | | 1 | 0 | 23.4 | 23.4 | 23.4 | 2 | 23.7 | 23.4 | 23.4 | 23.4 | 2 | 23.7 |
| | | 1 | 25 | 23.4 | 23.4 | 23.4 | 2 | 23.7 | 23.4 | 23.4 | 23.4 | 2 | 23.7 |
| | | 1 | 49 | 23.4 | 23.4 | 23.4 | 2 | 23.7 | 23.4 | 23.4 | 23.4 | 2 | 23.7 |
| | | 25 | 0 | 22.1 | 22.1 | 22.1 | 3 | 22.7 | 22.1 | 22.1 | 22.1 | 3 | 22.7 |
| | 256QAM | 25 | 12 | 22.2 | 22.2 | 22.2 | 3 | 22.7 | 22.2 | 22.2 | 22.2 | 3 | 22.7 |
| | | 25 | 25 | 22.2 | 22.2 | 22.2 | 3 | 22.7 | 22.2 | 22.2 | 22.2 | 3 | 22.7 |
| | | 50 | 0 | 22.2 | 22.2 | 22.2 | 3 | 22.7 | 22.2 | 22.2 | 22.2 | 3 | 22.7 |
| | | 1 | 0 | 20.3 | 20.3 | 20.3 | 5 | 20.7 | 20.3 | 20.3 | 20.3 | 5 | 20.7 |
| | | 1 | 25 | 20.4 | 20.4 | 20.4 | 5 | 20.7 | 20.4 | 20.4 | 20.4 | 5 | 20.7 |
| | | 1 | 49 | 20.4 | 20.4 | 20.4 | 5 | 20.7 | 20.4 | 20.4 | 20.4 | 5 | 20.7 |
| 5 | QPSK | 25 | 0 | 20.1 | 20.1 | 20.1 | 5 | 20.7 | 20.1 | 20.1 | 20.1 | 5 | 20.7 |
| | | 25 | 12 | 20.2 | 20.2 | 20.2 | 5 | 20.7 | 20.2 | 20.2 | 20.2 | 5 | 20.7 |
| | | 25 | 25 | 20.2 | 20.2 | 20.2 | 5 | 20.7 | 20.2 | 20.2 | 20.2 | 5 | 20.7 |
| | | 50 | 0 | 20.2 | 20.2 | 20.2 | 5 | 20.7 | 20.2 | 20.2 | 20.2 | 5 | 20.7 |
| | | 1 | 0 | 20.3 | 20.3 | 20.3 | 5 | 20.7 | 20.3 | 20.3 | 20.3 | 5 | 20.7 |
| | | 1 | 25 | 20.4 | 20.4 | 20.4 | 5 | 20.7 | 20.4 | 20.4 | 20.4 | 5 | 20.7 |

LTE Band 12 Measured Results (ANT2)

| BW (MHz) | Mode | RB Allocation | RB Offset | Power Mode A (dBm) | | | | | Power Mode B (dBm) | | | | |
|----------|--------|---------------|-----------|--------------------|------|------|----------------|-----------|--------------------|------|----------------|------|------|
| | | | | 23095 | | MPR | Max Output Pwr | 23095 | | MPR | Max Output Pwr | | |
| | | | | 707.5 MHz | | | | 707.5 MHz | | | | | |
| 10 | QPSK | 1 | 0 | 24.3 | | 0 | 24.7 | 24.3 | | 0 | 24.7 | | |
| | | 1 | 25 | 24.3 | | 0 | 24.7 | 24.3 | | 0 | 24.7 | | |
| | | 1 | 49 | 24.3 | | 0 | 24.7 | 24.3 | | 0 | 24.7 | | |
| | | 25 | 0 | 23.2 | | 1 | 23.7 | 23.2 | | 1 | 23.7 | | |
| | | 25 | 12 | 23.3 | | 1 | 23.7 | 23.3 | | 1 | 23.7 | | |
| | | 25 | 25 | 23.3 | | 1 | 23.7 | 23.3 | | 1 | 23.7 | | |
| | 16QAM | 50 | 0 | 23.3 | | 1 | 23.7 | 23.3 | | 1 | 23.7 | | |
| | | 1 | 0 | 23.5 | | 1 | 23.7 | 23.5 | | 1 | 23.7 | | |
| | | 1 | 25 | 23.5 | | 1 | 23.7 | 23.5 | | 1 | 23.7 | | |
| | | 1 | 49 | 23.5 | | 1 | 23.7 | 23.5 | | 1 | 23.7 | | |
| | | 25 | 0 | 22.3 | | 2 | 22.7 | 22.3 | | 2 | 22.7 | | |
| | | 25 | 12 | 22.3 | | 2 | 22.7 | 22.3 | | 2 | 22.7 | | |
| | 64QAM | 25 | 25 | 22.3 | | 2 | 22.7 | 22.3 | | 2 | 22.7 | | |
| | | 50 | 0 | 22.3 | | 2 | 22.7 | 22.3 | | 2 | 22.7 | | |
| | | 1 | 0 | 22.1 | | 2 | 22.7 | 22.1 | | 2 | 22.7 | | |
| | | 1 | 25 | 22.1 | | 2 | 22.7 | 22.1 | | 2 | 22.7 | | |
| | | 1 | 49 | 22.1 | | 2 | 22.7 | 22.1 | | 2 | 22.7 | | |
| | | 25 | 0 | 21.0 | | 3 | 21.7 | 21.0 | | 3 | 21.7 | | |
| | 256QAM | 25 | 12 | 21.0 | | 3 | 21.7 | 21.0 | | 3 | 21.7 | | |
| | | 25 | 25 | 21.0 | | 3 | 21.7 | 21.0 | | 3 | 21.7 | | |
| | | 50 | 0 | 20.9 | | 3 | 21.7 | 20.9 | | 3 | 21.7 | | |
| | | 1 | 0 | 19.1 | | 5 | 19.7 | 19.1 | | 5 | 19.7 | | |
| | | 1 | 25 | 19.1 | | 5 | 19.7 | 19.1 | | 5 | 19.7 | | |
| | | 1 | 49 | 19.1 | | 5 | 19.7 | 19.1 | | 5 | 19.7 | | |
| 5 | QPSK | 25 | 0 | 19.0 | | 5 | 19.7 | 19.0 | | 5 | 19.7 | | |
| | | 25 | 12 | 19.0 | | 5 | 19.7 | 19.0 | | 5 | 19.7 | | |
| | | 25 | 25 | 19.0 | | 5 | 19.7 | 19.0 | | 5 | 19.7 | | |
| | | 50 | 0 | 19.0 | | 5 | 19.7 | 19.0 | | 5 | 19.7 | | |
| | | 1 | 0 | 24.2 | 24.2 | 24.2 | 0 | 24.7 | 24.2 | 24.2 | 24.2 | 0 | 24.7 |
| | | 1 | 12 | 24.3 | 24.3 | 24.3 | 0 | 24.7 | 24.3 | 24.3 | 24.3 | 0 | 24.7 |
| | 16QAM | 1 | 24 | 24.2 | 24.2 | 24.2 | 0 | 24.7 | 24.2 | 24.2 | 24.2 | 0 | 24.7 |
| | | 12 | 0 | 23.2 | 23.2 | 23.2 | 1 | 23.7 | 23.2 | 23.2 | 23.2 | 1 | 23.7 |
| | | 12 | 7 | 23.3 | 23.3 | 23.3 | 1 | 23.7 | 23.3 | 23.3 | 23.3 | 1 | 23.7 |
| | | 12 | 13 | 23.3 | 23.3 | 23.3 | 1 | 23.7 | 23.3 | 23.3 | 23.3 | 1 | 23.7 |
| | | 25 | 0 | 23.3 | 23.2 | 23.3 | 1 | 23.7 | 23.3 | 23.2 | 23.3 | 1 | 23.7 |
| | | 1 | 0 | 23.6 | 23.5 | 23.7 | 1 | 23.7 | 23.6 | 23.5 | 23.7 | 1 | 23.7 |
| | 64QAM | 1 | 12 | 23.7 | 23.6 | 23.7 | 1 | 23.7 | 23.7 | 23.6 | 23.7 | 1 | 23.7 |
| | | 1 | 24 | 23.6 | 23.5 | 23.7 | 1 | 23.7 | 23.6 | 23.5 | 23.7 | 1 | 23.7 |
| | | 12 | 0 | 22.2 | 22.2 | 22.3 | 2 | 22.7 | 22.2 | 22.2 | 22.3 | 2 | 22.7 |
| | | 12 | 7 | 22.3 | 22.3 | 22.4 | 2 | 22.7 | 22.3 | 22.3 | 22.4 | 2 | 22.7 |
| | | 12 | 13 | 22.3 | 22.2 | 22.4 | 2 | 22.7 | 22.3 | 22.2 | 22.4 | 2 | 22.7 |
| | | 25 | 0 | 22.3 | 22.3 | 22.4 | 2 | 22.7 | 22.3 | 22.3 | 22.4 | 2 | 22.7 |
| | 256QAM | 1 | 0 | 22.2 | 22.1 | 22.3 | 2 | 22.7 | 22.2 | 22.1 | 22.3 | 2 | 22.7 |
| | | 1 | 12 | 22.4 | 22.2 | 22.4 | 2 | 22.7 | 22.4 | 22.2 | 22.4 | 2 | 22.7 |
| | | 1 | 24 | 22.3 | 22.1 | 22.4 | 2 | 22.7 | 22.3 | 22.1 | 22.4 | 2 | 22.7 |
| | | 12 | 0 | 21.1 | 20.9 | 21.0 | 3 | 21.7 | 21.1 | 20.9 | 21.0 | 3 | 21.7 |
| | | 12 | 7 | 21.1 | 21.0 | 21.1 | 3 | 21.7 | 21.1 | 21.0 | 21.1 | 3 | 21.7 |
| | | 12 | 13 | 21.0 | 20.9 | 21.1 | 3 | 21.7 | 21.0 | 20.9 | 21.1 | 3 | 21.7 |
| 256QAM | 25 | 0 | 21.0 | 20.9 | 21.1 | 3 | 21.7 | 21.0 | 20.9 | 21.1 | 3 | 21.7 | |
| | 1 | 0 | 19.4 | 19.0 | 19.1 | 5 | 19.7 | 19.4 | 19.0 | 19.1 | 5 | 19.7 | |
| | 1 | 12 | 19.4 | 19.1 | 19.2 | 5 | 19.7 | 19.4 | 19.1 | 19.2 | 5 | 19.7 | |
| | 1 | 24 | 19.2 | 19.0 | 19.2 | 5 | 19.7 | 19.2 | 19.0 | 19.2 | 5 | 19.7 | |
| | 12 | 0 | 19.2 | 19.0 | 19.0 | 5 | 19.7 | 19.2 | 19.0 | 19.0 | 5 | 19.7 | |
| | 12 | 7 | 19.1 | 19.0 | 19.1 | 5 | 19.7 | 19.1 | 19.0 | 19.1 | 5 | 19.7 | |
| 256QAM | 12 | 13 | 19.1 | 19.0 | 19.1 | 5 | 19.7 | 19.1 | 19.0 | 19.1 | 5 | 19.7 | |
| | 25 | 0 | 19.1 | 19.0 | 19.1 | 5 | 19.7 | 19.1 | 19.0 | 19.1 | 5 | 19.7 | |

LTE Band 12 Measured Results (ANT3)

| BW (MHz) | Mode | RB Allocation | RB Offset | Power Mode A (dBm) | | | | | Power Mode B (dBm) | | | | |
|----------|--------|---------------|-----------|--------------------|------|------|------|----------------|--------------------|------|------|------|----------------|
| | | | | 23095 | | | MPR | Max Output Pwr | 23095 | | | MPR | Max Output Pwr |
| | | | | 707.5 MHz | | | | | 707.5 MHz | | | | |
| 10 | QPSK | 1 | 0 | 24.8 | | | 0 | 25.4 | 24.8 | | | 0 | 25.4 |
| | | 1 | 25 | 24.9 | | | 0 | 25.4 | 24.9 | | | 0 | 25.4 |
| | | 1 | 49 | 24.9 | | | 0 | 25.4 | 24.9 | | | 0 | 25.4 |
| | | 25 | 0 | 23.8 | | | 1 | 24.4 | 23.8 | | | 1 | 24.4 |
| | | 25 | 12 | 23.9 | | | 1 | 24.4 | 23.9 | | | 1 | 24.4 |
| | | 25 | 25 | 23.9 | | | 1 | 24.4 | 23.9 | | | 1 | 24.4 |
| | 16QAM | 50 | 0 | 23.9 | | | 1 | 24.4 | 23.9 | | | 1 | 24.4 |
| | | 1 | 0 | 24.1 | | | 1 | 24.4 | 24.1 | | | 1 | 24.4 |
| | | 1 | 25 | 24.1 | | | 1 | 24.4 | 24.1 | | | 1 | 24.4 |
| | | 1 | 49 | 24.1 | | | 1 | 24.4 | 24.1 | | | 1 | 24.4 |
| | | 25 | 0 | 22.8 | | | 2 | 23.4 | 22.8 | | | 2 | 23.4 |
| | | 25 | 12 | 22.9 | | | 2 | 23.4 | 22.9 | | | 2 | 23.4 |
| | 64QAM | 25 | 25 | 22.9 | | | 2 | 23.4 | 22.9 | | | 2 | 23.4 |
| | | 50 | 0 | 22.9 | | | 2 | 23.4 | 22.9 | | | 2 | 23.4 |
| | | 1 | 0 | 23.1 | | | 2 | 23.4 | 23.1 | | | 2 | 23.4 |
| | | 1 | 25 | 23.1 | | | 2 | 23.4 | 23.1 | | | 2 | 23.4 |
| | | 1 | 49 | 23.1 | | | 2 | 23.4 | 23.1 | | | 2 | 23.4 |
| | | 25 | 0 | 21.8 | | | 3 | 22.4 | 21.8 | | | 3 | 22.4 |
| | 256QAM | 25 | 12 | 21.9 | | | 3 | 22.4 | 21.9 | | | 3 | 22.4 |
| | | 25 | 25 | 21.9 | | | 3 | 22.4 | 21.9 | | | 3 | 22.4 |
| | | 50 | 0 | 21.9 | | | 3 | 22.4 | 21.9 | | | 3 | 22.4 |
| | | 1 | 0 | 20.0 | | | 5 | 20.4 | 20.0 | | | 5 | 20.4 |
| | | 1 | 25 | 20.0 | | | 5 | 20.4 | 20.0 | | | 5 | 20.4 |
| | | 1 | 49 | 20.1 | | | 5 | 20.4 | 20.1 | | | 5 | 20.4 |
| 5 | QPSK | 25 | 0 | 19.8 | | | 5 | 20.4 | 19.8 | | | 5 | 20.4 |
| | | 25 | 12 | 19.9 | | | 5 | 20.4 | 19.9 | | | 5 | 20.4 |
| | | 25 | 25 | 19.9 | | | 5 | 20.4 | 19.9 | | | 5 | 20.4 |
| | | 50 | 0 | 19.9 | | | 5 | 20.4 | 19.9 | | | 5 | 20.4 |
| | | 1 | 0 | 23.8 | 24.8 | 24.9 | 0 | 25.4 | 23.8 | 24.8 | 24.9 | 0 | 25.4 |
| | | 1 | 12 | 24.9 | 24.9 | 25.0 | 0 | 25.4 | 24.9 | 24.9 | 25.0 | 0 | 25.4 |
| | 16QAM | 1 | 24 | 24.7 | 24.8 | 24.9 | 0 | 25.4 | 24.7 | 24.8 | 24.9 | 0 | 25.4 |
| | | 12 | 0 | 23.8 | 23.8 | 23.9 | 1 | 24.4 | 23.8 | 23.8 | 23.9 | 1 | 24.4 |
| | | 12 | 7 | 23.9 | 24.0 | 24.0 | 1 | 24.4 | 23.9 | 24.0 | 24.0 | 1 | 24.4 |
| | | 12 | 13 | 23.9 | 23.9 | 24.0 | 1 | 24.4 | 23.9 | 23.9 | 24.0 | 1 | 24.4 |
| | | 25 | 0 | 23.8 | 23.9 | 24.0 | 1 | 24.4 | 23.8 | 23.9 | 24.0 | 1 | 24.4 |
| | | 1 | 0 | 24.1 | 24.2 | 24.3 | 1 | 24.4 | 24.1 | 24.2 | 24.3 | 1 | 24.4 |
| 64QAM | 1 | 12 | 24.2 | 24.3 | 24.4 | 1 | 24.4 | 24.2 | 24.3 | 24.4 | 1 | 24.4 | |
| | 1 | 24 | 24.2 | 24.3 | 24.4 | 1 | 24.4 | 24.2 | 24.3 | 24.4 | 1 | 24.4 | |
| | 12 | 0 | 22.7 | 22.9 | 22.9 | 2 | 23.4 | 22.7 | 22.9 | 22.9 | 2 | 23.4 | |
| | 12 | 7 | 22.8 | 23.0 | 23.1 | 2 | 23.4 | 22.8 | 23.0 | 23.1 | 2 | 23.4 | |
| | 12 | 13 | 22.8 | 23.0 | 23.0 | 2 | 23.4 | 22.8 | 23.0 | 23.0 | 2 | 23.4 | |
| | 25 | 0 | 22.9 | 22.9 | 23.0 | 2 | 23.4 | 22.9 | 22.9 | 23.0 | 2 | 23.4 | |
| 256QAM | 1 | 0 | 23.0 | 23.0 | 23.0 | 2 | 23.4 | 23.0 | 23.0 | 23.0 | 2 | 23.4 | |
| | 1 | 12 | 23.1 | 23.0 | 23.1 | 2 | 23.4 | 23.1 | 23.0 | 23.1 | 2 | 23.4 | |
| | 1 | 24 | 23.0 | 23.0 | 23.0 | 2 | 23.4 | 23.0 | 23.0 | 23.0 | 2 | 23.4 | |
| | 12 | 0 | 21.9 | 21.9 | 21.9 | 3 | 22.4 | 21.9 | 21.9 | 21.9 | 3 | 22.4 | |
| | 12 | 7 | 22.0 | 22.0 | 22.0 | 3 | 22.4 | 22.0 | 22.0 | 22.0 | 3 | 22.4 | |
| | 12 | 13 | 21.9 | 21.9 | 22.0 | 3 | 22.4 | 21.9 | 21.9 | 22.0 | 3 | 22.4 | |
| 256QAM | 25 | 0 | 21.9 | 21.9 | 22.0 | 3 | 22.4 | 21.9 | 21.9 | 22.0 | 3 | 22.4 | |
| | 1 | 0 | 20.0 | 20.0 | 20.0 | 5 | 20.4 | 20.0 | 20.0 | 20.0 | 5 | 20.4 | |
| | 1 | 12 | 20.2 | 20.2 | 20.1 | 5 | 20.4 | 20.2 | 20.2 | 20.1 | 5 | 20.4 | |
| | 1 | 24 | 20.1 | 20.1 | 20.0 | 5 | 20.4 | 20.1 | 20.1 | 20.0 | 5 | 20.4 | |
| | 12 | 0 | 19.9 | 19.9 | 19.9 | 5 | 20.4 | 19.9 | 19.9 | 19.9 | 5 | 20.4 | |
| | 12 | 7 | 20.0 | 20.0 | 20.0 | 5 | 20.4 | 20.0 | 20.0 | 20.0 | 5 | 20.4 | |

LTE Band 13 Measured Results (ANT1)

| BW (MHz) | Mode | RB Allocation | RB Offset | Power Mode A (dBm) | | | | Power Mode B (dBm) | | | |
|----------|--------|---------------|-----------|--------------------|------|----------------|---------|--------------------|----------------|------|--|
| | | | | 23230 | MPR | Max Output Pwr | 23230 | MPR | Max Output Pwr | | |
| | | | | 782 MHz | | | 782 MHz | | | | |
| 10 | QPSK | 1 | 0 | 25.2 | 0 | 25.7 | 25.2 | 0 | 25.7 | | |
| | | 1 | 25 | 25.3 | 0 | 25.7 | 25.3 | 0 | 25.7 | | |
| | | 1 | 49 | 25.2 | 0 | 25.7 | 25.2 | 0 | 25.7 | | |
| | | 25 | 0 | 24.3 | 1 | 24.7 | 24.3 | 1 | 24.7 | | |
| | | 25 | 12 | 24.3 | 1 | 24.7 | 24.3 | 1 | 24.7 | | |
| | | 25 | 25 | 24.2 | 1 | 24.7 | 24.2 | 1 | 24.7 | | |
| | 16QAM | 50 | 0 | 24.3 | 1 | 24.7 | 24.3 | 1 | 24.7 | | |
| | | 1 | 0 | 24.6 | 1 | 24.7 | 24.6 | 1 | 24.7 | | |
| | | 1 | 25 | 24.7 | 1 | 24.7 | 24.7 | 1 | 24.7 | | |
| | | 1 | 49 | 24.5 | 1 | 24.7 | 24.5 | 1 | 24.7 | | |
| | | 25 | 0 | 23.3 | 2 | 23.7 | 23.3 | 2 | 23.7 | | |
| | | 25 | 12 | 23.2 | 2 | 23.7 | 23.2 | 2 | 23.7 | | |
| | 64QAM | 25 | 25 | 23.2 | 2 | 23.7 | 23.2 | 2 | 23.7 | | |
| | | 50 | 0 | 23.3 | 2 | 23.7 | 23.3 | 2 | 23.7 | | |
| | | 1 | 0 | 23.1 | 2 | 23.7 | 23.1 | 2 | 23.7 | | |
| | | 1 | 25 | 23.3 | 2 | 23.7 | 23.3 | 2 | 23.7 | | |
| | | 1 | 49 | 23.3 | 2 | 23.7 | 23.3 | 2 | 23.7 | | |
| | | 25 | 0 | 22.1 | 3 | 22.7 | 22.1 | 3 | 22.7 | | |
| | 256QAM | 25 | 12 | 22.2 | 3 | 22.7 | 22.2 | 3 | 22.7 | | |
| | | 25 | 25 | 22.2 | 3 | 22.7 | 22.2 | 3 | 22.7 | | |
| | | 50 | 0 | 22.2 | 3 | 22.7 | 22.2 | 3 | 22.7 | | |
| | | 1 | 0 | 20.2 | 5 | 20.7 | 20.2 | 5 | 20.7 | | |
| | | 1 | 25 | 20.4 | 5 | 20.7 | 20.4 | 5 | 20.7 | | |
| | | 1 | 49 | 20.4 | 5 | 20.7 | 20.4 | 5 | 20.7 | | |
| | 5 | QPSK | 25 | 0 | 20.1 | 5 | 20.7 | 20.1 | 5 | 20.7 | |
| | | | 25 | 12 | 20.2 | 5 | 20.7 | 20.2 | 5 | 20.7 | |
| | | | 25 | 25 | 20.3 | 5 | 20.7 | 20.3 | 5 | 20.7 | |
| | | | 50 | 0 | 20.2 | 5 | 20.7 | 20.2 | 5 | 20.7 | |
| | | | 1 | 0 | 25.3 | 0 | 25.7 | 25.3 | 0 | 25.7 | |
| | | | 1 | 12 | 25.3 | 0 | 25.7 | 25.3 | 0 | 25.7 | |
| 16QAM | | 1 | 24 | 25.2 | 0 | 25.7 | 25.2 | 0 | 25.7 | | |
| | | 12 | 0 | 24.2 | 1 | 24.7 | 24.2 | 1 | 24.7 | | |
| | | 12 | 7 | 24.3 | 1 | 24.7 | 24.3 | 1 | 24.7 | | |
| | | 12 | 13 | 24.2 | 1 | 24.7 | 24.2 | 1 | 24.7 | | |
| | | 25 | 0 | 24.2 | 1 | 24.7 | 24.2 | 1 | 24.7 | | |
| | | 1 | 0 | 24.7 | 1 | 24.7 | 24.7 | 1 | 24.7 | | |
| 64QAM | 1 | 12 | 24.7 | 1 | 24.7 | 24.7 | 1 | 24.7 | | | |
| | 1 | 24 | 24.7 | 1 | 24.7 | 24.7 | 1 | 24.7 | | | |
| | 12 | 0 | 23.2 | 2 | 23.7 | 23.2 | 2 | 23.7 | | | |
| | 12 | 7 | 23.3 | 2 | 23.7 | 23.3 | 2 | 23.7 | | | |
| | 12 | 13 | 23.3 | 2 | 23.7 | 23.3 | 2 | 23.7 | | | |
| | 25 | 0 | 23.2 | 2 | 23.7 | 23.2 | 2 | 23.7 | | | |
| 256QAM | 1 | 0 | 23.3 | 2 | 23.7 | 23.3 | 2 | 23.7 | | | |
| | 1 | 12 | 23.5 | 2 | 23.7 | 23.5 | 2 | 23.7 | | | |
| | 1 | 24 | 23.5 | 2 | 23.7 | 23.5 | 2 | 23.7 | | | |
| | 12 | 0 | 22.2 | 3 | 22.7 | 22.2 | 3 | 22.7 | | | |
| | 12 | 7 | 22.2 | 3 | 22.7 | 22.2 | 3 | 22.7 | | | |
| | 12 | 13 | 22.3 | 3 | 22.7 | 22.3 | 3 | 22.7 | | | |
| 256QAM | 25 | 0 | 22.1 | 3 | 22.7 | 22.1 | 3 | 22.7 | | | |
| | 1 | 0 | 20.2 | 5 | 20.7 | 20.2 | 5 | 20.7 | | | |
| | 1 | 12 | 20.4 | 5 | 20.7 | 20.4 | 5 | 20.7 | | | |
| | 1 | 24 | 20.4 | 5 | 20.7 | 20.4 | 5 | 20.7 | | | |
| | 12 | 0 | 20.2 | 5 | 20.7 | 20.2 | 5 | 20.7 | | | |
| | 12 | 7 | 20.2 | 5 | 20.7 | 20.2 | 5 | 20.7 | | | |
| 256QAM | 12 | 13 | 20.3 | 5 | 20.7 | 20.3 | 5 | 20.7 | | | |
| | 25 | 0 | 20.2 | 5 | 20.7 | 20.2 | 5 | 20.7 | | | |
| | 1 | 0 | 20.2 | 5 | 20.7 | 20.2 | 5 | 20.7 | | | |
| | 1 | 12 | 20.4 | 5 | 20.7 | 20.4 | 5 | 20.7 | | | |
| | 1 | 24 | 20.4 | 5 | 20.7 | 20.4 | 5 | 20.7 | | | |
| | 12 | 0 | 20.2 | 5 | 20.7 | 20.2 | 5 | 20.7 | | | |

LTE Band 13 Measured Results (ANT2)

| BW (MHz) | Mode | RB Allocation | RB Offset | Power Mode A (dBm) | | | | Power Mode B (dBm) | | | |
|----------|--------|---------------|-----------|--------------------|-----|------|----------------|--------------------|-----|------|----------------|
| | | | | 23230 | | MPR | Max Output Pwr | 23230 | | MPR | Max Output Pwr |
| | | | | 782 MHz | | | | 782 MHz | | | |
| 10 | QPSK | 1 | 0 | 23.9 | | 0 | 24.5 | 23.9 | | 0 | 24.5 |
| | | 1 | 25 | 23.9 | | 0 | 24.5 | 23.9 | | 0 | 24.5 |
| | | 1 | 49 | 23.9 | | 0 | 24.5 | 23.9 | | 0 | 24.5 |
| | | 25 | 0 | 23.1 | | 0.8 | 23.7 | 23.1 | | 0.8 | 23.7 |
| | | 25 | 12 | 23.2 | | 0.8 | 23.7 | 23.2 | | 0.8 | 23.7 |
| | | 25 | 25 | 23.2 | | 0.8 | 23.7 | 23.2 | | 0.8 | 23.7 |
| | 16QAM | 50 | 0 | 23.2 | | 0.8 | 23.7 | 23.2 | | 0.8 | 23.7 |
| | | 1 | 0 | 23.4 | | 0.8 | 23.7 | 23.4 | | 0.8 | 23.7 |
| | | 1 | 25 | 23.4 | | 0.8 | 23.7 | 23.4 | | 0.8 | 23.7 |
| | | 1 | 49 | 23.4 | | 0.8 | 23.7 | 23.4 | | 0.8 | 23.7 |
| | | 25 | 0 | 22.1 | | 1.8 | 22.7 | 22.1 | | 1.8 | 22.7 |
| | | 25 | 12 | 22.2 | | 1.8 | 22.7 | 22.2 | | 1.8 | 22.7 |
| | 64QAM | 25 | 25 | 22.2 | | 1.8 | 22.7 | 22.2 | | 1.8 | 22.7 |
| | | 50 | 0 | 22.2 | | 1.8 | 22.7 | 22.2 | | 1.8 | 22.7 |
| | | 1 | 0 | 22.3 | | 1.8 | 22.7 | 22.3 | | 1.8 | 22.7 |
| | | 1 | 25 | 22.4 | | 1.8 | 22.7 | 22.4 | | 1.8 | 22.7 |
| | | 1 | 49 | 22.4 | | 1.8 | 22.7 | 22.4 | | 1.8 | 22.7 |
| | | 25 | 0 | 21.1 | | 2.8 | 21.7 | 21.1 | | 2.8 | 21.7 |
| | 256QAM | 25 | 12 | 21.1 | | 2.8 | 21.7 | 21.1 | | 2.8 | 21.7 |
| | | 25 | 25 | 21.2 | | 2.8 | 21.7 | 21.2 | | 2.8 | 21.7 |
| | | 50 | 0 | 21.2 | | 2.8 | 21.7 | 21.2 | | 2.8 | 21.7 |
| | | 1 | 0 | 19.2 | | 4.8 | 19.7 | 19.2 | | 4.8 | 19.7 |
| | | 1 | 25 | 19.4 | | 4.8 | 19.7 | 19.4 | | 4.8 | 19.7 |
| | | 1 | 49 | 19.4 | | 4.8 | 19.7 | 19.4 | | 4.8 | 19.7 |
| 5 | QPSK | 25 | 0 | 19.2 | | 4.8 | 19.7 | 19.2 | | 4.8 | 19.7 |
| | | 25 | 12 | 19.2 | | 4.8 | 19.7 | 19.2 | | 4.8 | 19.7 |
| | | 25 | 25 | 19.3 | | 4.8 | 19.7 | 19.3 | | 4.8 | 19.7 |
| | | 50 | 0 | 19.3 | | 4.8 | 19.7 | 19.3 | | 4.8 | 19.7 |
| | | 1 | 0 | 23.9 | | 0 | 24.5 | 23.9 | | 0 | 24.5 |
| | | 1 | 12 | 24.0 | | 0 | 24.5 | 24.0 | | 0 | 24.5 |
| | 16QAM | 1 | 24 | 23.9 | | 0 | 24.5 | 23.9 | | 0 | 24.5 |
| | | 12 | 0 | 23.0 | | 0.8 | 23.7 | 23.0 | | 0.8 | 23.7 |
| | | 12 | 7 | 23.1 | | 0.8 | 23.7 | 23.1 | | 0.8 | 23.7 |
| | | 12 | 13 | 23.1 | | 0.8 | 23.7 | 23.1 | | 0.8 | 23.7 |
| | | 25 | 0 | 23.1 | | 0.8 | 23.7 | 23.1 | | 0.8 | 23.7 |
| | | 1 | 0 | 23.5 | | 0.8 | 23.7 | 23.5 | | 0.8 | 23.7 |
| | 64QAM | 1 | 12 | 23.5 | | 0.8 | 23.7 | 23.5 | | 0.8 | 23.7 |
| | | 1 | 24 | 23.5 | | 0.8 | 23.7 | 23.5 | | 0.8 | 23.7 |
| | | 12 | 0 | 22.0 | | 1.8 | 22.7 | 22.0 | | 1.8 | 22.7 |
| | | 12 | 7 | 22.1 | | 1.8 | 22.7 | 22.1 | | 1.8 | 22.7 |
| | | 12 | 13 | 22.1 | | 1.8 | 22.7 | 22.1 | | 1.8 | 22.7 |
| | | 25 | 0 | 22.2 | | 1.8 | 22.7 | 22.2 | | 1.8 | 22.7 |
| | 256QAM | 1 | 0 | 22.5 | | 1.8 | 22.7 | 22.5 | | 1.8 | 22.7 |
| | | 1 | 12 | 22.5 | | 1.8 | 22.7 | 22.5 | | 1.8 | 22.7 |
| | | 1 | 24 | 22.4 | | 1.8 | 22.7 | 22.4 | | 1.8 | 22.7 |
| | | 12 | 0 | 21.2 | | 2.8 | 21.7 | 21.2 | | 2.8 | 21.7 |
| | | 12 | 7 | 21.2 | | 2.8 | 21.7 | 21.2 | | 2.8 | 21.7 |
| | | 12 | 13 | 21.2 | | 2.8 | 21.7 | 21.2 | | 2.8 | 21.7 |
| 256QAM | 25 | 0 | 21.2 | | 2.8 | 21.7 | 21.2 | | 2.8 | 21.7 | |
| | 1 | 0 | 19.3 | | 4.8 | 19.7 | 19.3 | | 4.8 | 19.7 | |
| | 1 | 12 | 19.4 | | 4.8 | 19.7 | 19.4 | | 4.8 | 19.7 | |
| | 1 | 24 | 19.4 | | 4.8 | 19.7 | 19.4 | | 4.8 | 19.7 | |
| | 12 | 0 | 19.2 | | 4.8 | 19.7 | 19.2 | | 4.8 | 19.7 | |
| | 12 | 7 | 19.2 | | 4.8 | 19.7 | 19.2 | | 4.8 | 19.7 | |
| 256QAM | 12 | 13 | 19.3 | | 4.8 | 19.7 | 19.3 | | 4.8 | 19.7 | |
| | 25 | 0 | 19.3 | | 4.8 | 19.7 | 19.3 | | 4.8 | 19.7 | |

LTE Band 13 Measured Results (ANT3)

| BW (MHz) | Mode | RB Allocation | RB Offset | Power Mode A (dBm) | | | | Power Mode B (dBm) | | | |
|----------|--------|---------------|-----------|--------------------|---|------|----------------|--------------------|---|------|----------------|
| | | | | 23230 | | MPR | Max Output Pwr | 23230 | | MPR | Max Output Pwr |
| | | | | 782 MHz | | | | 782 MHz | | | |
| 10 | QPSK | 1 | 0 | 25.0 | | 0 | 25.4 | 25.0 | | 0 | 25.4 |
| | | 1 | 25 | 25.0 | | 0 | 25.4 | 25.0 | | 0 | 25.4 |
| | | 1 | 49 | 24.9 | | 0 | 25.4 | 24.9 | | 0 | 25.4 |
| | | 25 | 0 | 24.0 | | 1 | 24.4 | 24.0 | | 1 | 24.4 |
| | | 25 | 12 | 24.0 | | 1 | 24.4 | 24.0 | | 1 | 24.4 |
| | | 25 | 25 | 24.0 | | 1 | 24.4 | 24.0 | | 1 | 24.4 |
| | 16QAM | 50 | 0 | 24.0 | | 1 | 24.4 | 24.0 | | 1 | 24.4 |
| | | 1 | 0 | 24.4 | | 1 | 24.4 | 24.4 | | 1 | 24.4 |
| | | 1 | 25 | 24.4 | | 1 | 24.4 | 24.4 | | 1 | 24.4 |
| | | 1 | 49 | 24.2 | | 1 | 24.4 | 24.2 | | 1 | 24.4 |
| | | 25 | 0 | 23.2 | | 2 | 23.4 | 23.2 | | 2 | 23.4 |
| | | 25 | 12 | 23.2 | | 2 | 23.4 | 23.2 | | 2 | 23.4 |
| | 64QAM | 25 | 25 | 23.1 | | 2 | 23.4 | 23.1 | | 2 | 23.4 |
| | | 50 | 0 | 23.2 | | 2 | 23.4 | 23.2 | | 2 | 23.4 |
| | | 1 | 0 | 23.2 | | 2 | 23.4 | 23.2 | | 2 | 23.4 |
| | | 1 | 25 | 23.3 | | 2 | 23.4 | 23.3 | | 2 | 23.4 |
| | | 1 | 49 | 23.0 | | 2 | 23.4 | 23.0 | | 2 | 23.4 |
| | | 25 | 0 | 22.0 | | 3 | 22.4 | 22.0 | | 3 | 22.4 |
| | 256QAM | 25 | 12 | 22.0 | | 3 | 22.4 | 22.0 | | 3 | 22.4 |
| | | 25 | 25 | 21.9 | | 3 | 22.4 | 21.9 | | 3 | 22.4 |
| | | 50 | 0 | 22.0 | | 3 | 22.4 | 22.0 | | 3 | 22.4 |
| | | 1 | 0 | 20.1 | | 5 | 20.4 | 20.1 | | 5 | 20.4 |
| | | 1 | 25 | 20.2 | | 5 | 20.4 | 20.2 | | 5 | 20.4 |
| | | 1 | 49 | 19.9 | | 5 | 20.4 | 19.9 | | 5 | 20.4 |
| 5 | QPSK | 25 | 0 | 20.0 | | 5 | 20.4 | 20.0 | | 5 | 20.4 |
| | | 25 | 25 | 19.9 | | 5 | 20.4 | 19.9 | | 5 | 20.4 |
| | | 50 | 0 | 20.0 | | 5 | 20.4 | 20.0 | | 5 | 20.4 |
| | | 1 | 0 | 25.1 | | 0 | 25.4 | 25.1 | | 0 | 25.4 |
| | | 1 | 12 | 25.2 | | 0 | 25.4 | 25.2 | | 0 | 25.4 |
| | | 1 | 24 | 25.0 | | 0 | 25.4 | 25.0 | | 0 | 25.4 |
| | 16QAM | 12 | 0 | 24.1 | | 1 | 24.4 | 24.1 | | 1 | 24.4 |
| | | 12 | 7 | 24.1 | | 1 | 24.4 | 24.1 | | 1 | 24.4 |
| | | 12 | 13 | 24.1 | | 1 | 24.4 | 24.1 | | 1 | 24.4 |
| | | 25 | 0 | 24.1 | | 1 | 24.4 | 24.1 | | 1 | 24.4 |
| | | 1 | 0 | 24.1 | | 1 | 24.4 | 24.1 | | 1 | 24.4 |
| | | 1 | 12 | 24.4 | | 1 | 24.4 | 24.4 | | 1 | 24.4 |
| | 64QAM | 1 | 24 | 24.4 | | 1 | 24.4 | 24.4 | | 1 | 24.4 |
| | | 12 | 0 | 23.1 | | 2 | 23.4 | 23.1 | | 2 | 23.4 |
| | | 12 | 7 | 23.2 | | 2 | 23.4 | 23.2 | | 2 | 23.4 |
| | | 12 | 13 | 23.1 | | 2 | 23.4 | 23.1 | | 2 | 23.4 |
| | | 25 | 0 | 23.1 | | 2 | 23.4 | 23.1 | | 2 | 23.4 |
| | | 1 | 0 | 23.2 | | 2 | 23.4 | 23.2 | | 2 | 23.4 |
| | 256QAM | 1 | 12 | 23.2 | | 2 | 23.4 | 23.2 | | 2 | 23.4 |
| | | 1 | 24 | 23.1 | | 2 | 23.4 | 23.1 | | 2 | 23.4 |
| | | 12 | 0 | 22.0 | | 3 | 22.4 | 22.0 | | 3 | 22.4 |
| | | 12 | 7 | 22.0 | | 3 | 22.4 | 22.0 | | 3 | 22.4 |
| | | 12 | 13 | 22.0 | | 3 | 22.4 | 22.0 | | 3 | 22.4 |
| | | 25 | 0 | 22.0 | | 3 | 22.4 | 22.0 | | 3 | 22.4 |
| 256QAM | 1 | 0 | 20.1 | | 5 | 20.4 | 20.1 | | 5 | 20.4 | |
| | 1 | 12 | 20.3 | | 5 | 20.4 | 20.3 | | 5 | 20.4 | |
| | 1 | 24 | 20.1 | | 5 | 20.4 | 20.1 | | 5 | 20.4 | |
| | 12 | 0 | 20.0 | | 5 | 20.4 | 20.0 | | 5 | 20.4 | |
| | 12 | 7 | 20.0 | | 5 | 20.4 | 20.0 | | 5 | 20.4 | |
| | 12 | 13 | 20.0 | | 5 | 20.4 | 20.0 | | 5 | 20.4 | |
| | | 25 | 0 | 20.0 | | 5 | 20.4 | 20.0 | | 5 | 20.4 |

LTE Band 14 Measured Results (ANT1)

| BW (MHz) | Mode | RB Allocation | RB Offset | Power Mode A (dBm) | | | | Power Mode B (dBm) | | | |
|----------|--------|---------------|-----------|--------------------|---|------|----------------|--------------------|---|------|----------------|
| | | | | 23330 | | MPR | Max Output Pwr | 23330 | | MPR | Max Output Pwr |
| | | | | 793 MHz | | | | 793 MHz | | | |
| 10 | QPSK | 1 | 0 | 25.2 | | 0 | 25.7 | 25.2 | | 0 | 25.7 |
| | | 1 | 25 | 25.1 | | 0 | 25.7 | 25.1 | | 0 | 25.7 |
| | | 1 | 49 | 25.1 | | 0 | 25.7 | 25.1 | | 0 | 25.7 |
| | | 25 | 0 | 24.2 | | 1 | 24.7 | 24.2 | | 1 | 24.7 |
| | | 25 | 12 | 24.2 | | 1 | 24.7 | 24.2 | | 1 | 24.7 |
| | | 25 | 25 | 24.1 | | 1 | 24.7 | 24.1 | | 1 | 24.7 |
| | 16QAM | 50 | 0 | 24.1 | | 1 | 24.7 | 24.1 | | 1 | 24.7 |
| | | 1 | 0 | 24.5 | | 1 | 24.7 | 24.5 | | 1 | 24.7 |
| | | 1 | 25 | 24.4 | | 1 | 24.7 | 24.4 | | 1 | 24.7 |
| | | 1 | 49 | 24.4 | | 1 | 24.7 | 24.4 | | 1 | 24.7 |
| | | 25 | 0 | 23.2 | | 2 | 23.7 | 23.2 | | 2 | 23.7 |
| | | 25 | 12 | 23.2 | | 2 | 23.7 | 23.2 | | 2 | 23.7 |
| | 64QAM | 25 | 25 | 23.2 | | 2 | 23.7 | 23.2 | | 2 | 23.7 |
| | | 50 | 0 | 23.1 | | 2 | 23.7 | 23.1 | | 2 | 23.7 |
| | | 1 | 0 | 23.2 | | 2 | 23.7 | 23.2 | | 2 | 23.7 |
| | | 1 | 25 | 23.2 | | 2 | 23.7 | 23.2 | | 2 | 23.7 |
| | | 1 | 49 | 23.2 | | 2 | 23.7 | 23.2 | | 2 | 23.7 |
| | | 25 | 0 | 22.0 | | 3 | 22.7 | 22.0 | | 3 | 22.7 |
| | 256QAM | 25 | 12 | 22.1 | | 3 | 22.7 | 22.1 | | 3 | 22.7 |
| | | 25 | 25 | 22.1 | | 3 | 22.7 | 22.1 | | 3 | 22.7 |
| | | 50 | 0 | 22.1 | | 3 | 22.7 | 22.1 | | 3 | 22.7 |
| | | 1 | 0 | 20.2 | | 5 | 20.7 | 20.2 | | 5 | 20.7 |
| | | 1 | 25 | 20.3 | | 5 | 20.7 | 20.3 | | 5 | 20.7 |
| | | 1 | 49 | 20.3 | | 5 | 20.7 | 20.3 | | 5 | 20.7 |
| 5 | QPSK | 25 | 0 | 20.0 | | 5 | 20.7 | 20.0 | | 5 | 20.7 |
| | | 25 | 12 | 20.1 | | 5 | 20.7 | 20.1 | | 5 | 20.7 |
| | | 25 | 25 | 20.1 | | 5 | 20.7 | 20.1 | | 5 | 20.7 |
| | | 50 | 0 | 20.1 | | 5 | 20.7 | 20.1 | | 5 | 20.7 |
| | | 1 | 0 | 25.1 | | 0 | 25.7 | 25.1 | | 0 | 25.7 |
| | | 1 | 12 | 25.2 | | 0 | 25.7 | 25.2 | | 0 | 25.7 |
| | 16QAM | 1 | 24 | 25.1 | | 0 | 25.7 | 25.1 | | 0 | 25.7 |
| | | 12 | 0 | 24.1 | | 1 | 24.7 | 24.1 | | 1 | 24.7 |
| | | 12 | 7 | 24.2 | | 1 | 24.7 | 24.2 | | 1 | 24.7 |
| | | 12 | 13 | 24.1 | | 1 | 24.7 | 24.1 | | 1 | 24.7 |
| | | 25 | 0 | 24.1 | | 1 | 24.7 | 24.1 | | 1 | 24.7 |
| | | 1 | 0 | 24.5 | | 1 | 24.7 | 24.5 | | 1 | 24.7 |
| | 64QAM | 1 | 12 | 24.6 | | 1 | 24.7 | 24.6 | | 1 | 24.7 |
| | | 1 | 24 | 24.5 | | 1 | 24.7 | 24.5 | | 1 | 24.7 |
| | | 12 | 0 | 23.2 | | 2 | 23.7 | 23.2 | | 2 | 23.7 |
| | | 12 | 7 | 23.1 | | 2 | 23.7 | 23.1 | | 2 | 23.7 |
| | | 12 | 13 | 23.1 | | 2 | 23.7 | 23.1 | | 2 | 23.7 |
| | | 25 | 0 | 23.1 | | 2 | 23.7 | 23.1 | | 2 | 23.7 |
| | 256QAM | 1 | 0 | 23.3 | | 2 | 23.7 | 23.3 | | 2 | 23.7 |
| | | 1 | 12 | 23.3 | | 2 | 23.7 | 23.3 | | 2 | 23.7 |
| | | 1 | 24 | 23.2 | | 2 | 23.7 | 23.2 | | 2 | 23.7 |
| | | 12 | 0 | 22.1 | | 3 | 22.7 | 22.1 | | 3 | 22.7 |
| | | 12 | 7 | 22.1 | | 3 | 22.7 | 22.1 | | 3 | 22.7 |
| | | 12 | 13 | 22.1 | | 3 | 22.7 | 22.1 | | 3 | 22.7 |
| 256QAM | 25 | 0 | 22.1 | | 3 | 22.7 | 22.1 | | 3 | 22.7 | |
| | 1 | 0 | 20.2 | | 5 | 20.7 | 20.2 | | 5 | 20.7 | |
| | 1 | 12 | 20.2 | | 5 | 20.7 | 20.2 | | 5 | 20.7 | |
| | 1 | 24 | 20.2 | | 5 | 20.7 | 20.2 | | 5 | 20.7 | |
| | 12 | 0 | 20.1 | | 5 | 20.7 | 20.1 | | 5 | 20.7 | |
| | 12 | 7 | 20.1 | | 5 | 20.7 | 20.1 | | 5 | 20.7 | |
| 256QAM | 12 | 13 | 20.1 | | 5 | 20.7 | 20.1 | | 5 | 20.7 | |
| | 12 | 13 | 20.1 | | 5 | 20.7 | 20.1 | | 5 | 20.7 | |
| | 25 | 0 | 20.1 | | 5 | 20.7 | 20.1 | | 5 | 20.7 | |

LTE Band 14 Measured Results (ANT2)

| BW (MHz) | Mode | RB Allocation | RB Offset | Power Mode A (dBm) | | | | Power Mode B (dBm) | | | | |
|----------|--------|---------------|-----------|--------------------|------|------|----------------|--------------------|------|------|----------------|------|
| | | | | 23330 | | MPR | Max Output Pwr | 23330 | | MPR | Max Output Pwr | |
| | | | | 793 MHz | | | | 793 MHz | | | | |
| 10 | QPSK | 1 | 0 | 23.9 | | 0 | 24.5 | 23.9 | | 0 | 24.5 | |
| | | 1 | 25 | 23.9 | | 0 | 24.5 | 23.9 | | 0 | 24.5 | |
| | | 1 | 49 | 23.8 | | 0 | 24.5 | 23.8 | | 0 | 24.5 | |
| | | 25 | 0 | 23.1 | | 0.8 | 23.7 | 23.1 | | 0.8 | 23.7 | |
| | | 25 | 12 | 23.1 | | 0.8 | 23.7 | 23.1 | | 0.8 | 23.7 | |
| | | 25 | 25 | 23.0 | | 0.8 | 23.7 | 23.0 | | 0.8 | 23.7 | |
| | 16QAM | 50 | 0 | 23.1 | | 0.8 | 23.7 | 23.1 | | 0.8 | 23.7 | |
| | | 1 | 0 | 23.4 | | 0.8 | 23.7 | 23.4 | | 0.8 | 23.7 | |
| | | 1 | 25 | 23.5 | | 0.8 | 23.7 | 23.5 | | 0.8 | 23.7 | |
| | | 1 | 49 | 23.4 | | 0.8 | 23.7 | 23.4 | | 0.8 | 23.7 | |
| | | 25 | 0 | 22.0 | | 1.8 | 22.7 | 22.0 | | 1.8 | 22.7 | |
| | | 25 | 12 | 22.0 | | 1.8 | 22.7 | 22.0 | | 1.8 | 22.7 | |
| | 64QAM | 25 | 25 | 22.0 | | 1.8 | 22.7 | 22.0 | | 1.8 | 22.7 | |
| | | 50 | 0 | 22.0 | | 1.8 | 22.7 | 22.0 | | 1.8 | 22.7 | |
| | | 1 | 0 | 22.3 | | 1.8 | 22.7 | 22.3 | | 1.8 | 22.7 | |
| | | 1 | 25 | 22.3 | | 1.8 | 22.7 | 22.3 | | 1.8 | 22.7 | |
| | | 1 | 49 | 22.3 | | 1.8 | 22.7 | 22.3 | | 1.8 | 22.7 | |
| | | 25 | 0 | 21.2 | | 2.8 | 21.7 | 21.2 | | 2.8 | 21.7 | |
| | 256QAM | 25 | 12 | 21.2 | | 2.8 | 21.7 | 21.2 | | 2.8 | 21.7 | |
| | | 25 | 25 | 21.2 | | 2.8 | 21.7 | 21.2 | | 2.8 | 21.7 | |
| | | 50 | 0 | 21.2 | | 2.8 | 21.7 | 21.2 | | 2.8 | 21.7 | |
| | | 1 | 0 | 19.2 | | 4.8 | 19.7 | 19.2 | | 4.8 | 19.7 | |
| | | 1 | 25 | 19.4 | | 4.8 | 19.7 | 19.4 | | 4.8 | 19.7 | |
| | | 1 | 49 | 19.2 | | 4.8 | 19.7 | 19.2 | | 4.8 | 19.7 | |
| | 5 | QPSK | 25 | 0 | 19.2 | | 4.8 | 19.7 | 19.2 | | 4.8 | 19.7 |
| | | | 1 | 0 | 23.9 | | 0 | 24.5 | 23.9 | | 0 | 24.5 |
| | | | 1 | 12 | 23.9 | | 0 | 24.5 | 23.9 | | 0 | 24.5 |
| | | | 1 | 24 | 23.9 | | 0 | 24.5 | 23.9 | | 0 | 24.5 |
| 12 | | | 0 | 23.0 | | 0.8 | 23.7 | 23.0 | | 0.8 | 23.7 | |
| 12 | | | 7 | 23.1 | | 0.8 | 23.7 | 23.1 | | 0.8 | 23.7 | |
| 16QAM | | 12 | 13 | 23.1 | | 0.8 | 23.7 | 23.1 | | 0.8 | 23.7 | |
| | | 25 | 0 | 23.1 | | 0.8 | 23.7 | 23.1 | | 0.8 | 23.7 | |
| | | 1 | 0 | 23.4 | | 0.8 | 23.7 | 23.4 | | 0.8 | 23.7 | |
| | | 1 | 12 | 23.4 | | 0.8 | 23.7 | 23.4 | | 0.8 | 23.7 | |
| | | 1 | 24 | 23.4 | | 0.8 | 23.7 | 23.4 | | 0.8 | 23.7 | |
| | | 12 | 0 | 22.0 | | 1.8 | 22.7 | 22.0 | | 1.8 | 22.7 | |
| 64QAM | | 12 | 7 | 22.1 | | 1.8 | 22.7 | 22.1 | | 1.8 | 22.7 | |
| | | 12 | 13 | 22.1 | | 1.8 | 22.7 | 22.1 | | 1.8 | 22.7 | |
| | | 25 | 0 | 22.1 | | 1.8 | 22.7 | 22.1 | | 1.8 | 22.7 | |
| | | 1 | 0 | 22.5 | | 1.8 | 22.7 | 22.5 | | 1.8 | 22.7 | |
| | | 1 | 12 | 22.5 | | 1.8 | 22.7 | 22.5 | | 1.8 | 22.7 | |
| | | 1 | 24 | 22.4 | | 1.8 | 22.7 | 22.4 | | 1.8 | 22.7 | |
| 256QAM | | 12 | 0 | 21.2 | | 2.8 | 21.7 | 21.2 | | 2.8 | 21.7 | |
| | | 12 | 7 | 21.2 | | 2.8 | 21.7 | 21.2 | | 2.8 | 21.7 | |
| | | 12 | 13 | 21.2 | | 2.8 | 21.7 | 21.2 | | 2.8 | 21.7 | |
| | | 25 | 0 | 21.2 | | 2.8 | 21.7 | 21.2 | | 2.8 | 21.7 | |
| | | 1 | 0 | 19.3 | | 4.8 | 19.7 | 19.3 | | 4.8 | 19.7 | |
| | | 1 | 12 | 19.4 | | 4.8 | 19.7 | 19.4 | | 4.8 | 19.7 | |
| 256QAM | | 1 | 24 | 19.2 | | 4.8 | 19.7 | 19.2 | | 4.8 | 19.7 | |
| | | 12 | 0 | 19.2 | | 4.8 | 19.7 | 19.2 | | 4.8 | 19.7 | |
| | | 12 | 7 | 19.3 | | 4.8 | 19.7 | 19.3 | | 4.8 | 19.7 | |
| | | 12 | 13 | 19.2 | | 4.8 | 19.7 | 19.2 | | 4.8 | 19.7 | |
| | 25 | 0 | 19.2 | | 4.8 | 19.7 | 19.2 | | 4.8 | 19.7 | | |
| | 25 | 0 | 19.2 | | 4.8 | 19.7 | 19.2 | | 4.8 | 19.7 | | |

LTE Band 14 Measured Results (ANT3)

| BW (MHz) | Mode | RB Allocation | RB Offset | Power Mode A (dBm) | | | | Power Mode B (dBm) | | | | |
|----------|--------|---------------|-----------|--------------------|------|------|----------------|--------------------|------|------|----------------|------|
| | | | | 23330 | | MPR | Max Output Pwr | 23330 | | MPR | Max Output Pwr | |
| | | | | 793 MHz | | | | 793 MHz | | | | |
| 10 | QPSK | 1 | 0 | 24.9 | | 0 | 25.4 | 24.9 | | 0 | 25.4 | |
| | | 1 | 25 | 24.9 | | 0 | 25.4 | 24.9 | | 0 | 25.4 | |
| | | 1 | 49 | 24.8 | | 0 | 25.4 | 24.8 | | 0 | 25.4 | |
| | | 25 | 0 | 23.9 | | 1 | 24.4 | 23.9 | | 1 | 24.4 | |
| | | 25 | 12 | 23.9 | | 1 | 24.4 | 23.9 | | 1 | 24.4 | |
| | | 25 | 25 | 23.9 | | 1 | 24.4 | 23.9 | | 1 | 24.4 | |
| | 16QAM | 50 | 0 | 23.9 | | 1 | 24.4 | 23.9 | | 1 | 24.4 | |
| | | 1 | 0 | 24.1 | | 1 | 24.4 | 24.1 | | 1 | 24.4 | |
| | | 1 | 25 | 24.1 | | 1 | 24.4 | 24.1 | | 1 | 24.4 | |
| | | 1 | 49 | 24.1 | | 1 | 24.4 | 24.1 | | 1 | 24.4 | |
| | | 25 | 0 | 23.0 | | 2 | 23.4 | 23.0 | | 2 | 23.4 | |
| | | 25 | 12 | 23.0 | | 2 | 23.4 | 23.0 | | 2 | 23.4 | |
| | 64QAM | 25 | 25 | 23.0 | | 2 | 23.4 | 23.0 | | 2 | 23.4 | |
| | | 50 | 0 | 22.9 | | 2 | 23.4 | 22.9 | | 2 | 23.4 | |
| | | 1 | 0 | 23.2 | | 2 | 23.4 | 23.2 | | 2 | 23.4 | |
| | | 1 | 25 | 23.2 | | 2 | 23.4 | 23.2 | | 2 | 23.4 | |
| | | 1 | 49 | 23.0 | | 2 | 23.4 | 23.0 | | 2 | 23.4 | |
| | | 25 | 0 | 22.0 | | 3 | 22.4 | 22.0 | | 3 | 22.4 | |
| | 256QAM | 25 | 12 | 21.9 | | 3 | 22.4 | 21.9 | | 3 | 22.4 | |
| | | 25 | 25 | 21.9 | | 3 | 22.4 | 21.9 | | 3 | 22.4 | |
| | | 50 | 0 | 21.9 | | 3 | 22.4 | 21.9 | | 3 | 22.4 | |
| | | 1 | 0 | 20.2 | | 5 | 20.4 | 20.2 | | 5 | 20.4 | |
| | | 1 | 25 | 20.1 | | 5 | 20.4 | 20.1 | | 5 | 20.4 | |
| | | 1 | 49 | 20.1 | | 5 | 20.4 | 20.1 | | 5 | 20.4 | |
| | 5 | QPSK | 25 | 0 | 19.9 | | 5 | 20.4 | 19.9 | | 5 | 20.4 |
| | | | 25 | 12 | 20.0 | | 5 | 20.4 | 20.0 | | 5 | 20.4 |
| | | | 25 | 25 | 19.9 | | 5 | 20.4 | 19.9 | | 5 | 20.4 |
| | | | 50 | 0 | 19.9 | | 5 | 20.4 | 19.9 | | 5 | 20.4 |
| 1 | | | 0 | 20.1 | | 5 | 20.4 | 20.1 | | 5 | 20.4 | |
| 1 | | | 12 | 20.1 | | 5 | 20.4 | 20.1 | | 5 | 20.4 | |
| 16QAM | | 1 | 24 | 20.1 | | 5 | 20.4 | 20.1 | | 5 | 20.4 | |
| | | 12 | 0 | 19.9 | | 5 | 20.4 | 19.9 | | 5 | 20.4 | |
| | | 12 | 7 | 20.0 | | 5 | 20.4 | 20.0 | | 5 | 20.4 | |
| | | 12 | 13 | 19.9 | | 5 | 20.4 | 19.9 | | 5 | 20.4 | |
| | | 25 | 0 | 19.9 | | 5 | 20.4 | 19.9 | | 5 | 20.4 | |
| | | 1 | 0 | 23.2 | | 2 | 23.4 | 23.2 | | 2 | 23.4 | |
| 64QAM | | 1 | 12 | 23.2 | | 2 | 23.4 | 23.2 | | 2 | 23.4 | |
| | | 1 | 24 | 23.1 | | 2 | 23.4 | 23.1 | | 2 | 23.4 | |
| | | 12 | 0 | 21.9 | | 3 | 22.4 | 21.9 | | 3 | 22.4 | |
| | | 12 | 7 | 21.9 | | 3 | 22.4 | 21.9 | | 3 | 22.4 | |
| | | 12 | 13 | 21.9 | | 3 | 22.4 | 21.9 | | 3 | 22.4 | |
| | | 25 | 0 | 21.9 | | 3 | 22.4 | 21.9 | | 3 | 22.4 | |
| 256QAM | | 1 | 0 | 20.1 | | 5 | 20.4 | 20.1 | | 5 | 20.4 | |
| | | 1 | 12 | 20.1 | | 5 | 20.4 | 20.1 | | 5 | 20.4 | |
| | | 1 | 24 | 20.1 | | 5 | 20.4 | 20.1 | | 5 | 20.4 | |
| | | 12 | 0 | 19.9 | | 5 | 20.4 | 19.9 | | 5 | 20.4 | |
| | | 12 | 7 | 20.0 | | 5 | 20.4 | 20.0 | | 5 | 20.4 | |
| | | 12 | 13 | 19.9 | | 5 | 20.4 | 19.9 | | 5 | 20.4 | |
| 25 | | 0 | 19.9 | | 5 | 20.4 | 19.9 | | 5 | 20.4 | | |

LTE Band 25 Measured Results (ANT1)

| BW (MHz) | Mode | RB Allocation | RB Offset | Power Mode A (dBm) | | | | | Power Mode B (dBm) | | | | |
|-------------|--------|------------------|--------------|--------------------|------------|----------|------|-------------------|--------------------|------------|----------|------|-------------------|
| | | | | 26140 | 26365 | 26590 | MPR | Max Output Pwr | 26140 | 26365 | 26590 | MPR | Max Output Pwr |
| | | | | 1860 MHz | 1882.5 MHz | 1905 MHz | | | 1860 MHz | 1882.5 MHz | 1905 MHz | | |
| 20 | QPSK | 1 | 0 | 25.4 | 25.3 | 25.4 | 0 | 25.7 | 18.5 | 18.6 | 18.8 | 0 | 19.5 |
| | | 1 | 49 | 25.3 | 25.3 | 25.3 | 0 | 25.7 | 18.6 | 18.6 | 18.5 | 0 | 19.5 |
| | | 1 | 99 | 25.3 | 25.3 | 25.4 | 0 | 25.7 | 18.6 | 18.7 | 18.8 | 0 | 19.5 |
| | | 50 | 0 | 24.4 | 24.4 | 24.4 | 1 | 24.7 | 18.6 | 18.8 | 18.8 | 0 | 19.5 |
| | | 50 | 24 | 24.5 | 24.4 | 24.5 | 1 | 24.7 | 18.7 | 18.7 | 18.7 | 0 | 19.5 |
| | | 50 | 50 | 24.4 | 24.5 | 24.5 | 1 | 24.7 | 18.7 | 18.8 | 18.9 | 0 | 19.5 |
| | 16QAM | 100 | 0 | 24.5 | 24.4 | 24.4 | 1 | 24.7 | 18.7 | 18.7 | 18.7 | 0 | 19.5 |
| | | 1 | 0 | 24.7 | 24.7 | 24.4 | 1 | 24.7 | 18.8 | 19.0 | 18.6 | 0 | 19.5 |
| | | 1 | 49 | 24.7 | 23.8 | 24.1 | 1 | 24.7 | 18.8 | 19.0 | 18.8 | 0 | 19.5 |
| | | 1 | 99 | 24.5 | 24.7 | 24.5 | 1 | 24.7 | 18.8 | 19.0 | 18.9 | 0 | 19.5 |
| | | 50 | 0 | 23.5 | 23.4 | 23.4 | 2 | 23.7 | 18.6 | 18.8 | 18.6 | 0 | 19.5 |
| | | 50 | 24 | 23.5 | 23.4 | 23.5 | 2 | 23.7 | 18.7 | 18.8 | 18.7 | 0 | 19.5 |
| | 64QAM | 50 | 50 | 23.5 | 23.5 | 23.5 | 2 | 23.7 | 18.7 | 18.8 | 18.7 | 0 | 19.5 |
| | | 100 | 0 | 23.5 | 23.4 | 23.5 | 2 | 23.7 | 18.7 | 18.8 | 18.7 | 0 | 19.5 |
| | | 1 | 0 | 23.3 | 23.4 | 23.5 | 2 | 23.7 | 18.4 | 18.8 | 18.8 | 0 | 19.5 |
| | | 1 | 49 | 23.4 | 23.4 | 23.6 | 2 | 23.7 | 18.7 | 19.0 | 18.8 | 0 | 19.5 |
| | | 1 | 99 | 23.3 | 23.4 | 23.6 | 2 | 23.7 | 18.7 | 18.7 | 18.7 | 0 | 19.5 |
| | | 50 | 0 | 22.2 | 22.3 | 22.4 | 3 | 22.7 | 18.4 | 18.5 | 18.6 | 0 | 19.5 |
| | 256QAM | 50 | 24 | 22.3 | 22.4 | 22.4 | 3 | 22.7 | 18.5 | 18.6 | 18.6 | 0 | 19.5 |
| | | 50 | 50 | 22.2 | 22.4 | 22.5 | 3 | 22.7 | 18.5 | 18.6 | 18.7 | 0 | 19.5 |
| | | 100 | 0 | 22.3 | 22.4 | 22.4 | 3 | 22.7 | 18.5 | 18.6 | 18.6 | 0 | 19.5 |
| | | 1 | 0 | 20.3 | 20.4 | 20.4 | 5 | 20.7 | 18.5 | 18.6 | 18.7 | 0 | 19.5 |
| | | 1 | 49 | 20.4 | 20.5 | 20.4 | 5 | 20.7 | 18.6 | 18.6 | 18.6 | 0 | 19.5 |
| | | 1 | 99 | 20.4 | 20.6 | 20.5 | 5 | 20.7 | 18.6 | 18.8 | 18.7 | 0 | 19.5 |
| 15 | QPSK | 50 | 0 | 20.2 | 20.3 | 20.4 | 5 | 20.7 | 18.4 | 18.5 | 18.6 | 0 | 19.5 |
| | | 50 | 24 | 20.3 | 20.4 | 20.4 | 5 | 20.7 | 18.5 | 18.6 | 18.6 | 0 | 19.5 |
| | | 50 | 50 | 20.3 | 20.4 | 20.5 | 5 | 20.7 | 18.5 | 18.6 | 18.7 | 0 | 19.5 |
| | | 100 | 0 | 20.3 | 20.4 | 20.4 | 5 | 20.7 | 18.5 | 18.6 | 18.6 | 0 | 19.5 |
| | | 1 | 0 | 25.4 | 25.4 | 25.3 | 0 | 25.7 | 18.5 | 18.7 | 18.7 | 0 | 19.5 |
| | | 1 | 37 | 25.4 | 25.4 | 25.4 | 0 | 25.7 | 18.6 | 18.7 | 18.8 | 0 | 19.5 |
| | 16QAM | 1 | 74 | 25.3 | 25.4 | 25.4 | 0 | 25.7 | 18.6 | 18.7 | 18.7 | 0 | 19.5 |
| | | 36 | 0 | 24.5 | 24.4 | 24.4 | 1 | 24.7 | 18.6 | 18.7 | 18.8 | 0 | 19.5 |
| | | 36 | 20 | 24.5 | 24.4 | 24.5 | 1 | 24.7 | 18.7 | 18.8 | 18.8 | 0 | 19.5 |
| | | 36 | 39 | 24.5 | 24.5 | 24.5 | 1 | 24.7 | 18.7 | 18.8 | 18.9 | 0 | 19.5 |
| | | 75 | 0 | 24.5 | 24.4 | 24.6 | 1 | 24.7 | 18.7 | 18.8 | 18.9 | 0 | 19.5 |
| | | 1 | 0 | 24.5 | 24.3 | 24.6 | 1 | 24.7 | 19.0 | 19.0 | 19.0 | 0 | 19.5 |
| 64QAM | 1 | 37 | 24.6 | 24.2 | 24.7 | 1 | 24.7 | 18.6 | 18.7 | 18.9 | 0 | 19.5 | |
| | 1 | 74 | 24.7 | 24.2 | 24.6 | 1 | 24.7 | 18.6 | 18.7 | 18.7 | 0 | 19.5 | |
| | 36 | 0 | 23.5 | 23.4 | 23.4 | 2 | 23.7 | 18.6 | 18.8 | 18.9 | 0 | 19.5 | |
| | 36 | 20 | 23.5 | 23.4 | 23.5 | 2 | 23.7 | 18.7 | 18.8 | 18.8 | 0 | 19.5 | |
| | 36 | 39 | 23.5 | 23.5 | 23.5 | 2 | 23.7 | 18.7 | 18.8 | 18.9 | 0 | 19.5 | |
| | 75 | 0 | 23.5 | 23.4 | 23.5 | 2 | 23.7 | 18.7 | 18.9 | 18.8 | 0 | 19.5 | |
| 256QAM | 1 | 0 | 23.3 | 23.4 | 23.5 | 2 | 23.7 | 18.4 | 18.7 | 18.6 | 0 | 19.5 | |
| | 1 | 37 | 23.4 | 23.5 | 23.5 | 2 | 23.7 | 18.5 | 18.7 | 18.7 | 0 | 19.5 | |
| | 1 | 74 | 23.4 | 23.5 | 23.4 | 2 | 23.7 | 18.6 | 18.7 | 18.6 | 0 | 19.5 | |
| | 36 | 0 | 22.2 | 22.3 | 22.4 | 3 | 22.7 | 18.4 | 18.5 | 18.6 | 0 | 19.5 | |
| | 36 | 20 | 22.3 | 22.3 | 22.4 | 3 | 22.7 | 18.5 | 18.6 | 18.6 | 0 | 19.5 | |
| | 36 | 39 | 22.3 | 22.4 | 22.5 | 3 | 22.7 | 18.5 | 18.6 | 18.7 | 0 | 19.5 | |

LTE Band 25 Measured Results (ANT1) (continued)

| BW (MHz) | Mode | RB Allocation | RB offset | Power Mode A (dBm) | | | | | Power Mode B (dBm) | | | | | |
|----------|--------|---------------|-----------|--------------------|------------|----------|------|----------------|--------------------|------------|----------|------|----------------|------|
| | | | | 26090 | 26365 | 26640 | MPR | Max Output Pwr | 26090 | 26365 | 26590 | MPR | Max Output Pwr | |
| | | | | 1855 MHz | 1882.5 MHz | 1910 MHz | | | 1860 MHz | 1882.5 MHz | 1905 MHz | | | |
| 10 | QPSK | 1 | 0 | 25.6 | 25.5 | 25.5 | 0 | 25.7 | 18.6 | 18.8 | 18.9 | 0 | 19.5 | |
| | | 1 | 25 | 25.6 | 25.5 | 25.6 | 0 | 25.7 | 18.8 | 18.9 | 19.0 | 0 | 19.5 | |
| | | 1 | 49 | 25.5 | 25.5 | 25.6 | 0 | 25.7 | 18.7 | 18.9 | 19.0 | 0 | 19.5 | |
| | | 25 | 0 | 24.6 | 24.5 | 24.5 | 1 | 24.7 | 18.7 | 18.8 | 18.9 | 0 | 19.5 | |
| | | 25 | 12 | 24.6 | 24.5 | 24.6 | 1 | 24.7 | 18.8 | 19.0 | 19.0 | 0 | 19.5 | |
| | | 25 | 25 | 24.6 | 24.6 | 24.6 | 1 | 24.7 | 18.8 | 18.9 | 19.0 | 0 | 19.5 | |
| | 16QAM | 50 | 0 | 24.6 | 24.5 | 24.5 | 1 | 24.7 | 18.8 | 18.9 | 19.0 | 0 | 19.5 | |
| | | 1 | 0 | 24.4 | 24.2 | 24.7 | 1 | 24.7 | 19.0 | 18.8 | 19.0 | 0 | 19.5 | |
| | | 1 | 25 | 24.3 | 24.4 | 24.2 | 1 | 24.7 | 19.0 | 18.9 | 19.0 | 0 | 19.5 | |
| | | 1 | 49 | 23.9 | 23.9 | 24.6 | 1 | 24.7 | 19.0 | 18.8 | 19.0 | 0 | 19.5 | |
| | | 25 | 0 | 23.6 | 23.5 | 23.6 | 2 | 23.7 | 18.7 | 18.9 | 18.9 | 0 | 19.5 | |
| | | 25 | 12 | 23.7 | 23.5 | 23.6 | 2 | 23.7 | 18.9 | 19.0 | 18.7 | 0 | 19.5 | |
| | 64QAM | 25 | 25 | 23.7 | 23.6 | 23.6 | 2 | 23.7 | 18.8 | 19.0 | 19.0 | 0 | 19.5 | |
| | | 50 | 0 | 23.6 | 23.5 | 23.6 | 2 | 23.7 | 18.8 | 19.0 | 19.0 | 0 | 19.5 | |
| | | 1 | 0 | 23.4 | 23.5 | 23.7 | 2 | 23.7 | 18.7 | 18.7 | 18.7 | 0 | 19.5 | |
| | | 1 | 25 | 23.5 | 23.6 | 23.7 | 2 | 23.7 | 18.8 | 18.8 | 18.8 | 0 | 19.5 | |
| | | 1 | 49 | 23.4 | 23.6 | 23.6 | 2 | 23.7 | 18.8 | 18.9 | 18.8 | 0 | 19.5 | |
| | | 25 | 0 | 22.3 | 22.4 | 22.5 | 3 | 22.7 | 18.5 | 18.6 | 18.7 | 0 | 19.5 | |
| | 256QAM | 25 | 12 | 22.4 | 22.5 | 22.6 | 3 | 22.7 | 18.6 | 18.8 | 18.8 | 0 | 19.5 | |
| | | 25 | 25 | 22.4 | 22.5 | 22.6 | 3 | 22.7 | 18.6 | 18.7 | 18.8 | 0 | 19.5 | |
| | | 50 | 0 | 22.4 | 22.5 | 22.6 | 3 | 22.7 | 18.6 | 18.7 | 18.8 | 0 | 19.5 | |
| | | 1 | 0 | 20.4 | 20.5 | 20.6 | 5 | 20.7 | 18.6 | 18.7 | 18.8 | 0 | 19.5 | |
| | | 1 | 25 | 20.5 | 20.6 | 20.7 | 5 | 20.7 | 18.7 | 18.9 | 19.0 | 0 | 19.5 | |
| | | 1 | 49 | 20.5 | 20.6 | 20.7 | 5 | 20.7 | 18.7 | 18.8 | 18.9 | 0 | 19.5 | |
| | 5 | QPSK | 25 | 0 | 20.3 | 20.4 | 20.5 | 5 | 20.7 | 18.5 | 18.6 | 18.7 | 0 | 19.5 |
| | | | 25 | 12 | 20.4 | 20.5 | 20.6 | 5 | 20.7 | 18.7 | 18.8 | 19.0 | 0 | 19.5 |
| | | | 1 | 24 | 20.5 | 20.5 | 20.6 | 5 | 20.7 | 18.7 | 18.8 | 19.0 | 0 | 19.5 |
| | | | 12 | 0 | 20.3 | 20.4 | 20.5 | 5 | 20.7 | 18.6 | 18.6 | 18.7 | 0 | 19.5 |
| 12 | | | 7 | 20.3 | 20.5 | 20.6 | 5 | 20.7 | 18.6 | 18.7 | 18.8 | 0 | 19.5 | |
| 12 | | | 13 | 20.3 | 20.5 | 20.6 | 5 | 20.7 | 18.6 | 18.7 | 18.9 | 0 | 19.5 | |
| 16QAM | | 25 | 0 | 20.3 | 20.4 | 20.5 | 5 | 20.7 | 18.6 | 18.7 | 18.8 | 0 | 19.5 | |
| | | 1 | 0 | 23.8 | 24.4 | 24.7 | 1 | 24.7 | 18.7 | 18.6 | 18.8 | 0 | 19.5 | |
| | | 1 | 12 | 23.8 | 23.9 | 24.5 | 1 | 24.7 | 18.7 | 18.8 | 19.0 | 0 | 19.5 | |
| | | 1 | 24 | 24.4 | 24.6 | 24.0 | 1 | 24.7 | 18.7 | 18.8 | 18.9 | 0 | 19.5 | |
| | | 12 | 0 | 23.7 | 23.5 | 23.6 | 2 | 23.7 | 18.8 | 18.9 | 18.8 | 0 | 19.5 | |
| | | 12 | 7 | 23.7 | 23.5 | 23.7 | 2 | 23.7 | 18.8 | 19.0 | 18.8 | 0 | 19.5 | |
| 64QAM | | 12 | 13 | 23.7 | 23.6 | 23.6 | 2 | 23.7 | 18.8 | 19.0 | 18.9 | 0 | 19.5 | |
| | | 25 | 0 | 23.6 | 23.5 | 23.6 | 2 | 23.7 | 18.8 | 19.0 | 19.0 | 0 | 19.5 | |
| | | 1 | 0 | 23.4 | 23.5 | 23.6 | 2 | 23.7 | 18.6 | 18.8 | 18.9 | 0 | 19.5 | |
| | | 1 | 12 | 23.5 | 23.7 | 23.7 | 2 | 23.7 | 18.7 | 18.9 | 19.0 | 0 | 19.5 | |
| | | 1 | 24 | 23.4 | 23.6 | 23.7 | 2 | 23.7 | 18.7 | 18.9 | 19.0 | 0 | 19.5 | |
| | | 12 | 0 | 22.3 | 22.4 | 22.5 | 3 | 22.7 | 18.6 | 18.6 | 18.8 | 0 | 19.5 | |
| 256QAM | | 12 | 7 | 22.3 | 22.5 | 22.5 | 3 | 22.7 | 18.6 | 18.7 | 18.8 | 0 | 19.5 | |
| | | 25 | 0 | 22.3 | 22.4 | 22.5 | 3 | 22.7 | 18.6 | 18.7 | 18.8 | 0 | 19.5 | |
| | | 1 | 0 | 20.4 | 20.4 | 20.7 | 5 | 20.7 | 18.5 | 18.7 | 18.9 | 0 | 19.5 | |
| | | 1 | 12 | 20.4 | 20.5 | 20.7 | 5 | 20.7 | 18.7 | 18.8 | 19.0 | 0 | 19.5 | |
| | | 1 | 24 | 20.5 | 20.5 | 20.6 | 5 | 20.7 | 18.7 | 18.8 | 19.0 | 0 | 19.5 | |
| | | 12 | 0 | 20.3 | 20.4 | 20.5 | 5 | 20.7 | 18.6 | 18.6 | 18.7 | 0 | 19.5 | |

LTE Band 25 Measured Results (ANT2) (continued)

| BW (MHz) | Mode | RB Allocation | RB offset | Power Mode A (dBm) | | | | | Power Mode B (dBm) | | | | | |
|----------|--------|---------------|-----------|--------------------|------------|----------|------|----------------|--------------------|------------|----------|------|----------------|------|
| | | | | 26090 | 26365 | 26640 | MPR | Max Output Pwr | 26090 | 26365 | 26590 | MPR | Max Output Pwr | |
| | | | | 1855 MHz | 1882.5 MHz | 1910 MHz | | | 1860 MHz | 1882.5 MHz | 1905 MHz | | | |
| 10 | QPSK | 1 | 0 | 19.7 | 19.8 | 19.7 | 0 | 20.6 | 19.7 | 19.8 | 19.7 | 0 | 20.1 | |
| | | 1 | 25 | 19.8 | 19.8 | 19.7 | 0 | 20.6 | 19.8 | 19.8 | 19.7 | 0 | 20.1 | |
| | | 1 | 49 | 19.8 | 19.7 | 19.6 | 0 | 20.6 | 19.8 | 19.7 | 19.6 | 0 | 20.1 | |
| | | 25 | 0 | 19.8 | 19.8 | 19.8 | 0 | 20.6 | 19.8 | 19.8 | 19.8 | 0 | 20.1 | |
| | | 25 | 12 | 19.9 | 19.9 | 19.8 | 0 | 20.6 | 19.9 | 19.9 | 19.8 | 0 | 20.1 | |
| | | 25 | 25 | 19.8 | 19.8 | 19.7 | 0 | 20.6 | 19.8 | 19.8 | 19.7 | 0 | 20.1 | |
| | 16QAM | 50 | 0 | 19.8 | 19.8 | 19.7 | 0 | 20.6 | 19.8 | 19.8 | 19.7 | 0 | 20.1 | |
| | | 1 | 0 | 20.0 | 20.1 | 20.0 | 0 | 20.6 | 20.0 | 20.1 | 20.0 | 0 | 20.1 | |
| | | 1 | 25 | 20.1 | 20.0 | 20.0 | 0 | 20.6 | 20.1 | 20.0 | 20.0 | 0 | 20.1 | |
| | | 1 | 49 | 20.0 | 20.1 | 20.0 | 0 | 20.6 | 20.0 | 20.1 | 20.0 | 0 | 20.1 | |
| | | 25 | 0 | 19.9 | 19.8 | 19.8 | 0 | 20.6 | 19.9 | 19.8 | 19.8 | 0 | 20.1 | |
| | | 25 | 12 | 19.9 | 19.9 | 19.8 | 0 | 20.6 | 19.9 | 19.9 | 19.8 | 0 | 20.1 | |
| | 64QAM | 25 | 25 | 19.9 | 19.9 | 19.8 | 0 | 20.6 | 19.9 | 19.9 | 19.8 | 0 | 20.1 | |
| | | 50 | 0 | 19.9 | 19.8 | 19.7 | 0 | 20.6 | 19.9 | 19.8 | 19.7 | 0 | 20.1 | |
| | | 1 | 0 | 19.8 | 19.6 | 19.4 | 0 | 20.6 | 19.8 | 19.6 | 19.4 | 0 | 20.1 | |
| | | 1 | 25 | 19.9 | 19.7 | 19.5 | 0 | 20.6 | 19.9 | 19.7 | 19.5 | 0 | 20.1 | |
| | | 1 | 49 | 19.8 | 19.6 | 19.3 | 0 | 20.6 | 19.8 | 19.6 | 19.3 | 0 | 20.1 | |
| | | 25 | 0 | 19.7 | 19.4 | 19.3 | 0.2 | 20.4 | 19.7 | 19.4 | 19.3 | 0 | 20.1 | |
| | 256QAM | 25 | 12 | 19.7 | 19.5 | 19.4 | 0.2 | 20.4 | 19.7 | 19.5 | 19.4 | 0 | 20.1 | |
| | | 25 | 25 | 19.7 | 19.5 | 19.4 | 0.2 | 20.4 | 19.7 | 19.5 | 19.4 | 0 | 20.1 | |
| | | 50 | 0 | 19.7 | 19.5 | 19.4 | 0.2 | 20.4 | 19.7 | 19.5 | 19.4 | 0 | 20.1 | |
| | | 1 | 0 | 18.4 | 18.2 | 18.0 | 2.2 | 18.4 | 18.4 | 18.2 | 18.0 | 1.7 | 18.4 | |
| | | 1 | 25 | 18.4 | 18.3 | 18.2 | 2.2 | 18.4 | 18.4 | 18.3 | 18.2 | 1.7 | 18.4 | |
| | | 1 | 49 | 18.3 | 18.3 | 18.1 | 2.2 | 18.4 | 18.3 | 18.3 | 18.1 | 1.7 | 18.4 | |
| | 5 | QPSK | 25 | 0 | 18.3 | 18.1 | 17.9 | 2.2 | 18.4 | 18.3 | 18.1 | 17.9 | 1.7 | 18.4 |
| | | | 25 | 12 | 18.3 | 18.1 | 18.0 | 2.2 | 18.4 | 18.3 | 18.1 | 18.0 | 1.7 | 18.4 |
| | | | 25 | 25 | 18.3 | 18.1 | 18.0 | 2.2 | 18.4 | 18.3 | 18.1 | 18.0 | 1.7 | 18.4 |
| | | | 50 | 0 | 18.3 | 18.1 | 18.0 | 2.2 | 18.4 | 18.3 | 18.1 | 18.0 | 1.7 | 18.4 |
| 1 | | | 0 | 18.4 | 18.1 | 18.0 | 2.2 | 18.4 | 18.4 | 18.1 | 18.0 | 1.7 | 18.4 | |
| 1 | | | 12 | 18.4 | 18.3 | 18.1 | 2.2 | 18.4 | 18.4 | 18.3 | 18.1 | 1.7 | 18.4 | |
| 16QAM | | 1 | 24 | 18.4 | 18.2 | 18.1 | 2.2 | 18.4 | 18.4 | 18.2 | 18.1 | 1.7 | 18.4 | |
| | | 12 | 0 | 18.3 | 18.0 | 17.9 | 2.2 | 18.4 | 18.3 | 18.0 | 17.9 | 1.7 | 18.4 | |
| | | 12 | 7 | 18.3 | 18.1 | 18.0 | 2.2 | 18.4 | 18.3 | 18.1 | 18.0 | 1.7 | 18.4 | |
| | | 12 | 13 | 18.3 | 18.1 | 18.0 | 2.2 | 18.4 | 18.3 | 18.1 | 18.0 | 1.7 | 18.4 | |
| | | 25 | 0 | 18.3 | 18.1 | 17.9 | 2.2 | 18.4 | 18.3 | 18.1 | 17.9 | 1.7 | 18.4 | |
| | | 25 | 12 | 18.3 | 18.1 | 18.0 | 2.2 | 18.4 | 18.3 | 18.1 | 18.0 | 1.7 | 18.4 | |
| 64QAM | | 1 | 0 | 19.9 | 19.6 | 19.4 | 0 | 20.6 | 19.9 | 19.6 | 19.4 | 0 | 20.1 | |
| | | 1 | 12 | 19.9 | 19.8 | 19.5 | 0 | 20.6 | 19.9 | 19.8 | 19.5 | 0 | 20.1 | |
| | | 1 | 24 | 19.8 | 19.7 | 19.5 | 0 | 20.6 | 19.8 | 19.7 | 19.5 | 0 | 20.1 | |
| | | 12 | 0 | 19.7 | 19.4 | 19.3 | 0.2 | 20.4 | 19.7 | 19.4 | 19.3 | 0 | 20.1 | |
| | | 12 | 7 | 19.7 | 19.5 | 19.4 | 0.2 | 20.4 | 19.7 | 19.5 | 19.4 | 0 | 20.1 | |
| | | 12 | 13 | 19.7 | 19.5 | 19.3 | 0.2 | 20.4 | 19.7 | 19.5 | 19.3 | 0 | 20.1 | |
| 256QAM | | 25 | 0 | 19.7 | 19.5 | 19.3 | 0.2 | 20.4 | 19.7 | 19.5 | 19.3 | 0 | 20.1 | |
| | | 1 | 0 | 18.4 | 18.1 | 18.0 | 2.2 | 18.4 | 18.4 | 18.1 | 18.0 | 1.7 | 18.4 | |
| | | 1 | 12 | 18.4 | 18.3 | 18.1 | 2.2 | 18.4 | 18.4 | 18.3 | 18.1 | 1.7 | 18.4 | |
| | | 1 | 24 | 18.4 | 18.2 | 18.1 | 2.2 | 18.4 | 18.4 | 18.2 | 18.1 | 1.7 | 18.4 | |
| | | 12 | 0 | 18.3 | 18.0 | 17.9 | 2.2 | 18.4 | 18.3 | 18.0 | 17.9 | 1.7 | 18.4 | |
| | | 12 | 7 | 18.3 | 18.1 | 18.0 | 2.2 | 18.4 | 18.3 | 18.1 | 18.0 | 1.7 | 18.4 | |

LTE Band 26 Measured Results (ANT1)

| BW (MHz) | Mode | RB Allocation | RB offset | Power Mode A (dBm) | | | | | Power Mode B (dBm) | | | | | |
|----------|--------|---------------|-----------|--------------------|-----------|---------|------|----------------|--------------------|-----------|---------|------|----------------|------|
| | | | | 26740 | 26865 | 26990 | MPR | Max Output Pwr | 26740 | 26865 | 26990 | MPR | Max Output Pwr | |
| | | | | 819 MHz | 831.5 MHz | 844 MHz | | | 819 MHz | 831.5 MHz | 844 MHz | | | |
| 10 | QPSK | 1 | 0 | 25.2 | 25.2 | 25.2 | 0 | 25.7 | 25.2 | 25.2 | 25.2 | 0 | 25.7 | |
| | | 1 | 25 | 25.3 | 25.3 | 25.3 | 0 | 25.7 | 25.3 | 25.3 | 25.3 | 0 | 25.7 | |
| | | 1 | 49 | 25.3 | 25.3 | 25.2 | 0 | 25.7 | 25.3 | 25.3 | 25.2 | 0 | 25.7 | |
| | | 25 | 0 | 24.3 | 24.3 | 24.3 | 1 | 24.7 | 24.3 | 24.3 | 24.3 | 1 | 24.7 | |
| | | 25 | 12 | 24.4 | 24.4 | 24.4 | 1 | 24.7 | 24.4 | 24.4 | 24.4 | 1 | 24.7 | |
| | | 25 | 25 | 24.4 | 24.4 | 24.3 | 1 | 24.7 | 24.4 | 24.4 | 24.3 | 1 | 24.7 | |
| | 16QAM | 50 | 0 | 24.3 | 24.3 | 24.3 | 1 | 24.7 | 24.3 | 24.3 | 24.3 | 1 | 24.7 | |
| | | 1 | 0 | 24.6 | 24.7 | 24.6 | 1 | 24.7 | 24.6 | 24.7 | 24.6 | 1 | 24.7 | |
| | | 1 | 25 | 24.6 | 24.7 | 24.6 | 1 | 24.7 | 24.6 | 24.7 | 24.6 | 1 | 24.7 | |
| | | 1 | 49 | 24.5 | 24.6 | 24.6 | 1 | 24.7 | 24.5 | 24.6 | 24.6 | 1 | 24.7 | |
| | | 25 | 0 | 23.3 | 23.4 | 23.3 | 2 | 23.7 | 23.3 | 23.4 | 23.3 | 2 | 23.7 | |
| | | 25 | 12 | 23.4 | 23.4 | 23.3 | 2 | 23.7 | 23.4 | 23.4 | 23.3 | 2 | 23.7 | |
| | 64QAM | 25 | 25 | 23.4 | 23.4 | 23.3 | 2 | 23.7 | 23.4 | 23.4 | 23.3 | 2 | 23.7 | |
| | | 50 | 0 | 23.4 | 23.3 | 23.3 | 2 | 23.7 | 23.4 | 23.3 | 23.3 | 2 | 23.7 | |
| | | 1 | 0 | 23.6 | 23.6 | 23.5 | 2 | 23.7 | 23.6 | 23.6 | 23.5 | 2 | 23.7 | |
| | | 1 | 25 | 23.6 | 23.6 | 23.5 | 2 | 23.7 | 23.6 | 23.6 | 23.5 | 2 | 23.7 | |
| | | 1 | 49 | 23.6 | 23.5 | 23.5 | 2 | 23.7 | 23.6 | 23.5 | 23.5 | 2 | 23.7 | |
| | | 25 | 0 | 22.3 | 22.3 | 22.3 | 3 | 22.7 | 22.3 | 22.3 | 22.3 | 3 | 22.7 | |
| | 256QAM | 25 | 12 | 22.4 | 22.4 | 22.3 | 3 | 22.7 | 22.4 | 22.4 | 22.3 | 3 | 22.7 | |
| | | 25 | 25 | 22.4 | 22.4 | 22.3 | 3 | 22.7 | 22.4 | 22.4 | 22.3 | 3 | 22.7 | |
| | | 50 | 0 | 22.4 | 22.3 | 22.3 | 3 | 22.7 | 22.4 | 22.3 | 22.3 | 3 | 22.7 | |
| | | 1 | 0 | 20.5 | 20.4 | 20.4 | 5 | 20.7 | 20.5 | 20.4 | 20.4 | 5 | 20.7 | |
| | | 1 | 25 | 20.6 | 20.6 | 20.5 | 5 | 20.7 | 20.6 | 20.6 | 20.5 | 5 | 20.7 | |
| | | 1 | 49 | 20.6 | 20.5 | 20.5 | 5 | 20.7 | 20.6 | 20.5 | 20.5 | 5 | 20.7 | |
| | 5 | QPSK | 25 | 0 | 20.4 | 20.4 | 20.3 | 5 | 20.7 | 20.4 | 20.4 | 20.3 | 5 | 20.7 |
| | | | 25 | 12 | 20.5 | 20.4 | 20.3 | 5 | 20.7 | 20.5 | 20.4 | 20.3 | 5 | 20.7 |
| | | | 25 | 25 | 20.4 | 20.4 | 20.4 | 5 | 20.7 | 20.4 | 20.4 | 20.4 | 5 | 20.7 |
| | | | 25 | 12 | 20.5 | 20.4 | 20.3 | 5 | 20.7 | 20.5 | 20.4 | 20.3 | 5 | 20.7 |
| | | | 25 | 25 | 20.4 | 20.4 | 20.4 | 5 | 20.7 | 20.4 | 20.4 | 20.4 | 5 | 20.7 |
| | | | 25 | 0 | 20.5 | 20.3 | 20.3 | 5 | 20.7 | 20.5 | 20.3 | 20.3 | 5 | 20.7 |

LTE Band 30 Measured Results (ANT1)

| BW (MHz) | Mode | RB Allocation | RB Offset | Power Mode A (dBm) | | | | Power Mode B (dBm) | | | |
|----------|--------|---------------|-----------|--------------------|------|----------------|----------|--------------------|----------------|------|--|
| | | | | 27710 | MPR | Max Output Pwr | 27710 | MPR | Max Output Pwr | | |
| | | | | 2310 MHz | | | 2310 MHz | | | | |
| 10 | QPSK | 1 | 0 | 25.3 | 0 | 25.7 | 23.7 | 0 | 24.3 | | |
| | | 1 | 25 | 25.3 | 0 | 25.7 | 23.7 | 0 | 24.3 | | |
| | | 1 | 49 | 25.2 | 0 | 25.7 | 23.6 | 0 | 24.3 | | |
| | | 25 | 0 | 23.6 | 1 | 24.7 | 23.7 | 0 | 24.3 | | |
| | | 25 | 12 | 24.3 | 1 | 24.7 | 23.8 | 0 | 24.3 | | |
| | | 25 | 25 | 24.2 | 1 | 24.7 | 23.6 | 0 | 24.3 | | |
| | 16QAM | 50 | 0 | 23.5 | 1 | 24.7 | 23.8 | 0 | 24.3 | | |
| | | 1 | 0 | 24.6 | 1 | 24.7 | 24.0 | 0 | 24.3 | | |
| | | 1 | 25 | 24.6 | 1 | 24.7 | 24.0 | 0 | 24.3 | | |
| | | 1 | 49 | 24.6 | 1 | 24.7 | 23.9 | 0 | 24.3 | | |
| | | 25 | 0 | 23.4 | 2 | 23.7 | 23.4 | 0.6 | 23.7 | | |
| | | 25 | 12 | 23.4 | 2 | 23.7 | 23.5 | 0.6 | 23.7 | | |
| | 64QAM | 25 | 25 | 23.3 | 2 | 23.7 | 23.4 | 0.6 | 23.7 | | |
| | | 50 | 0 | 23.3 | 2 | 23.7 | 23.4 | 0.6 | 23.7 | | |
| | | 1 | 0 | 23.1 | 2 | 23.7 | 23.1 | 0.6 | 23.7 | | |
| | | 1 | 25 | 23.1 | 2 | 23.7 | 23.1 | 0.6 | 23.7 | | |
| | | 1 | 49 | 23.1 | 2 | 23.7 | 22.8 | 0.6 | 23.7 | | |
| | | 25 | 0 | 22.0 | 3 | 22.7 | 21.9 | 1.6 | 22.7 | | |
| | 256QAM | 25 | 12 | 22.0 | 3 | 22.7 | 21.9 | 1.6 | 22.7 | | |
| | | 25 | 25 | 21.9 | 3 | 22.7 | 21.8 | 1.6 | 22.7 | | |
| | | 50 | 0 | 21.9 | 3 | 22.7 | 21.9 | 1.6 | 22.7 | | |
| | | 1 | 0 | 20.1 | 5 | 20.7 | 20.0 | 3.6 | 20.7 | | |
| | | 1 | 25 | 20.1 | 5 | 20.7 | 20.0 | 3.6 | 20.7 | | |
| | | 1 | 49 | 19.9 | 5 | 20.7 | 19.9 | 3.6 | 20.7 | | |
| | 5 | QPSK | 25 | 0 | 19.9 | 5 | 20.7 | 19.9 | 3.6 | 20.7 | |
| | | | 25 | 12 | 20.0 | 5 | 20.7 | 19.9 | 3.6 | 20.7 | |
| | | | 25 | 25 | 19.9 | 5 | 20.7 | 19.8 | 3.6 | 20.7 | |
| | | | 50 | 0 | 19.9 | 5 | 20.7 | 19.9 | 3.6 | 20.7 | |
| 1 | | | 0 | 25.3 | 0 | 25.7 | 23.6 | 0 | 24.3 | | |
| 1 | | | 12 | 25.3 | 0 | 25.7 | 23.7 | 0 | 24.3 | | |
| 16QAM | | 1 | 24 | 25.3 | 0 | 25.7 | 23.6 | 0 | 24.3 | | |
| | | 12 | 0 | 24.4 | 1 | 24.7 | 23.7 | 0 | 24.3 | | |
| | | 12 | 7 | 24.4 | 1 | 24.7 | 23.7 | 0 | 24.3 | | |
| | | 12 | 13 | 24.3 | 1 | 24.7 | 23.7 | 0 | 24.3 | | |
| | | 25 | 0 | 24.3 | 1 | 24.7 | 23.7 | 0 | 24.3 | | |
| | | 1 | 0 | 24.7 | 1 | 24.7 | 24.0 | 0 | 24.3 | | |
| 64QAM | 1 | 12 | 24.7 | 1 | 24.7 | 24.0 | 0 | 24.3 | | | |
| | 1 | 24 | 24.7 | 1 | 24.7 | 24.0 | 0 | 24.3 | | | |
| | 12 | 0 | 23.4 | 2 | 23.7 | 23.5 | 0.6 | 23.7 | | | |
| | 12 | 7 | 23.5 | 2 | 23.7 | 23.5 | 0.6 | 23.7 | | | |
| | 12 | 13 | 23.4 | 2 | 23.7 | 23.5 | 0.6 | 23.7 | | | |
| | 25 | 0 | 23.4 | 2 | 23.7 | 23.4 | 0.6 | 23.7 | | | |
| 256QAM | 1 | 0 | 23.2 | 2 | 23.7 | 23.1 | 0.6 | 23.7 | | | |
| | 1 | 12 | 23.3 | 2 | 23.7 | 23.2 | 0.6 | 23.7 | | | |
| | 1 | 24 | 23.1 | 2 | 23.7 | 23.1 | 0.6 | 23.7 | | | |
| | 12 | 0 | 22.0 | 3 | 22.7 | 21.9 | 1.6 | 22.7 | | | |
| | 12 | 7 | 22.0 | 3 | 22.7 | 21.9 | 1.6 | 22.7 | | | |
| | 12 | 13 | 21.9 | 3 | 22.7 | 21.8 | 1.6 | 22.7 | | | |
| 256QAM | 25 | 0 | 22.0 | 3 | 22.7 | 21.9 | 1.6 | 22.7 | | | |
| | 1 | 0 | 20.1 | 5 | 20.7 | 20.0 | 3.6 | 20.7 | | | |
| | 1 | 12 | 20.2 | 5 | 20.7 | 20.1 | 3.6 | 20.7 | | | |
| | 1 | 24 | 20.1 | 5 | 20.7 | 19.9 | 3.6 | 20.7 | | | |
| | 12 | 0 | 20.0 | 5 | 20.7 | 19.9 | 3.6 | 20.7 | | | |
| | 12 | 7 | 20.0 | 5 | 20.7 | 19.9 | 3.6 | 20.7 | | | |
| 256QAM | 12 | 13 | 19.9 | 5 | 20.7 | 19.8 | 3.6 | 20.7 | | | |
| | 25 | 0 | 20.0 | 5 | 20.7 | 19.9 | 3.6 | 20.7 | | | |

LTE Band 30 Measured Results (ANT2)

| BW (MHz) | Mode | RB Allocation | RB Offset | Power Mode A (dBm) | | | | Power Mode B (dBm) | | | | |
|----------|--------|---------------|-----------|--------------------|------|-----|----------------|--------------------|------|-----|----------------|------|
| | | | | 27710 2310 MHz | | MPR | Max Output Pwr | 27710 2310 MHz | | MPR | Max Output Pwr | |
| 10 | QPSK | 1 | 0 | 21.1 | | 0 | 22.3 | 21.8 | | 0 | 22.0 | |
| | | 1 | 25 | 21.2 | | 0 | 22.3 | 21.9 | | 0 | 22.0 | |
| | | 1 | 49 | 21.1 | | 0 | 22.3 | 21.8 | | 0 | 22.0 | |
| | | 25 | 0 | 21.2 | | 0 | 22.3 | 21.9 | | 0 | 22.0 | |
| | | 25 | 12 | 21.2 | | 0 | 22.3 | 21.9 | | 0 | 22.0 | |
| | | 25 | 25 | 21.1 | | 0 | 22.3 | 21.8 | | 0 | 22.0 | |
| | 16QAM | 1 | 0 | 21.4 | | 0 | 22.3 | 22.0 | | 0 | 22.0 | |
| | | 1 | 25 | 21.4 | | 0 | 22.3 | 22.0 | | 0 | 22.0 | |
| | | 1 | 49 | 21.4 | | 0 | 22.3 | 22.0 | | 0 | 22.0 | |
| | | 25 | 0 | 21.1 | | 0.6 | 21.7 | 21.1 | | 0.3 | 21.7 | |
| | | 25 | 12 | 21.1 | | 0.6 | 21.7 | 21.1 | | 0.3 | 21.7 | |
| | | 25 | 25 | 21.1 | | 0.6 | 21.7 | 21.1 | | 0.3 | 21.7 | |
| | 64QAM | 1 | 0 | 21.4 | | 0.6 | 21.7 | 21.3 | | 0.3 | 21.7 | |
| | | 1 | 25 | 21.4 | | 0.6 | 21.7 | 21.4 | | 0.3 | 21.7 | |
| | | 1 | 49 | 21.4 | | 0.6 | 21.7 | 21.3 | | 0.3 | 21.7 | |
| | | 25 | 0 | 20.2 | | 1.6 | 20.7 | 20.2 | | 1.3 | 20.7 | |
| | | 25 | 12 | 20.1 | | 1.6 | 20.7 | 20.1 | | 1.3 | 20.7 | |
| | | 25 | 25 | 20.1 | | 1.6 | 20.7 | 20.1 | | 1.3 | 20.7 | |
| | 256QAM | 1 | 0 | 18.3 | | 3.6 | 18.7 | 18.2 | | 3.3 | 18.7 | |
| | | 1 | 25 | 18.4 | | 3.6 | 18.7 | 18.3 | | 3.3 | 18.7 | |
| | | 1 | 49 | 18.2 | | 3.6 | 18.7 | 18.2 | | 3.3 | 18.7 | |
| | | 25 | 0 | 18.1 | | 3.6 | 18.7 | 18.1 | | 3.3 | 18.7 | |
| | | 25 | 12 | 18.1 | | 3.6 | 18.7 | 18.1 | | 3.3 | 18.7 | |
| | | 25 | 25 | 18.1 | | 3.6 | 18.7 | 18.1 | | 3.3 | 18.7 | |
| | 5 | QPSK | 1 | 0 | 21.1 | | 0 | 22.3 | 21.8 | | 0 | 22.0 |
| | | | 1 | 12 | 21.2 | | 0 | 22.3 | 21.9 | | 0 | 22.0 |
| | 5 | QPSK | 1 | 24 | 21.1 | | 0 | 22.3 | 21.8 | | 0 | 22.0 |
| | | | 12 | 0 | 21.2 | | 0 | 22.3 | 21.9 | | 0 | 22.0 |
| 12 | | | 7 | 21.2 | | 0 | 22.3 | 21.8 | | 0 | 22.0 | |
| 12 | | | 13 | 21.1 | | 0 | 22.3 | 21.8 | | 0 | 22.0 | |
| 25 | | | 0 | 21.1 | | 0 | 22.3 | 21.8 | | 0 | 22.0 | |
| 16QAM | | | 1 | 0 | 21.5 | | 0 | 22.3 | 22.0 | | 0 | 22.0 |
| | | 1 | 12 | 21.6 | | 0 | 22.3 | 22.0 | | 0 | 22.0 | |
| | | 1 | 24 | 21.5 | | 0 | 22.3 | 22.0 | | 0 | 22.0 | |
| | | 12 | 0 | 21.1 | | 0.6 | 21.7 | 21.1 | | 0.3 | 21.7 | |
| | | 12 | 7 | 21.0 | | 0.6 | 21.7 | 21.1 | | 0.3 | 21.7 | |
| | | 12 | 13 | 21.0 | | 0.6 | 21.7 | 21.1 | | 0.3 | 21.7 | |
| 64QAM | | 25 | 0 | 21.1 | | 0.6 | 21.7 | 21.0 | | 0.3 | 21.7 | |
| | | 1 | 0 | 21.5 | | 0.6 | 21.7 | 21.2 | | 0.3 | 21.7 | |
| | | 1 | 12 | 21.5 | | 0.6 | 21.7 | 21.3 | | 0.3 | 21.7 | |
| | | 1 | 24 | 21.4 | | 0.6 | 21.7 | 21.2 | | 0.3 | 21.7 | |
| | | 12 | 0 | 20.1 | | 1.6 | 20.7 | 20.2 | | 1.3 | 20.7 | |
| | | 12 | 7 | 20.1 | | 1.6 | 20.7 | 20.1 | | 1.3 | 20.7 | |
| 256QAM | | 12 | 13 | 20.1 | | 1.6 | 20.7 | 20.1 | | 1.3 | 20.7 | |
| | | 25 | 0 | 20.1 | | 1.6 | 20.7 | 20.1 | | 1.3 | 20.7 | |
| | | 1 | 0 | 18.2 | | 3.6 | 18.7 | 18.1 | | 3.3 | 18.7 | |
| | | 1 | 12 | 18.3 | | 3.6 | 18.7 | 18.2 | | 3.3 | 18.7 | |
| | | 1 | 24 | 18.1 | | 3.6 | 18.7 | 18.1 | | 3.3 | 18.7 | |
| | | 12 | 0 | 18.2 | | 3.6 | 18.7 | 18.2 | | 3.3 | 18.7 | |
| 5 | | QPSK | 12 | 7 | 18.1 | | 3.6 | 18.7 | 18.1 | | 3.3 | 18.7 |
| | | | 12 | 13 | 18.1 | | 3.6 | 18.7 | 18.1 | | 3.3 | 18.7 |
| 5 | | QPSK | 25 | 0 | 18.1 | | 3.6 | 18.7 | 18.1 | | 3.3 | 18.7 |
| | | | 25 | 0 | 18.1 | | 3.6 | 18.7 | 18.1 | | 3.3 | 18.7 |

LTE Band 30 Measured Results (ANT3)

| BW (MHz) | Mode | RB Allocation | RB Offset | Power Mode A (dBm) | | | | Power Mode B (dBm) | | | |
|----------|--------|---------------|-----------|--------------------|------|----------------|----------|--------------------|----------------|------|--|
| | | | | 27710 | MPR | Max Output Pwr | 27710 | MPR | Max Output Pwr | | |
| | | | | 2310 MHz | | | 2310 MHz | | | | |
| 10 | QPSK | 1 | 0 | 21.9 | 0 | 22.3 | 19.5 | 0 | 20.2 | | |
| | | 1 | 25 | 22.0 | 0 | 22.3 | 19.7 | 0 | 20.2 | | |
| | | 1 | 49 | 21.8 | 0 | 22.3 | 19.5 | 0 | 20.2 | | |
| | | 25 | 0 | 21.9 | 0 | 22.3 | 19.7 | 0 | 20.2 | | |
| | | 25 | 12 | 22.0 | 0 | 22.3 | 19.7 | 0 | 20.2 | | |
| | | 25 | 25 | 21.9 | 0 | 22.3 | 19.6 | 0 | 20.2 | | |
| | 16QAM | 50 | 0 | 21.9 | 0 | 22.3 | 19.6 | 0 | 20.2 | | |
| | | 1 | 0 | 22.2 | 0 | 22.3 | 19.9 | 0 | 20.2 | | |
| | | 1 | 25 | 22.3 | 0 | 22.3 | 20.0 | 0 | 20.2 | | |
| | | 1 | 49 | 22.2 | 0 | 22.3 | 20.0 | 0 | 20.2 | | |
| | | 25 | 0 | 22.0 | 0 | 22.3 | 19.7 | 0 | 20.2 | | |
| | | 25 | 12 | 22.1 | 0 | 22.3 | 19.7 | 0 | 20.2 | | |
| | 64QAM | 25 | 25 | 22.0 | 0 | 22.3 | 19.7 | 0 | 20.2 | | |
| | | 50 | 0 | 22.0 | 0 | 22.3 | 19.7 | 0 | 20.2 | | |
| | | 1 | 0 | 21.9 | 0 | 22.3 | 19.4 | 0 | 20.2 | | |
| | | 1 | 25 | 21.9 | 0 | 22.3 | 19.5 | 0 | 20.2 | | |
| | | 1 | 49 | 21.9 | 0 | 22.3 | 19.4 | 0 | 20.2 | | |
| | | 25 | 0 | 21.4 | 0.3 | 22.0 | 19.4 | 0 | 20.2 | | |
| | 256QAM | 25 | 12 | 21.5 | 0.3 | 22.0 | 19.4 | 0 | 20.2 | | |
| | | 25 | 25 | 21.5 | 0.3 | 22.0 | 19.5 | 0 | 20.2 | | |
| | | 50 | 0 | 21.4 | 0.3 | 22.0 | 19.4 | 0 | 20.2 | | |
| | | 1 | 0 | 19.4 | 2.3 | 20.0 | 19.4 | 0.2 | 20.0 | | |
| | | 1 | 25 | 19.5 | 2.3 | 20.0 | 19.5 | 0.2 | 20.0 | | |
| | | 1 | 49 | 19.5 | 2.3 | 20.0 | 19.5 | 0.2 | 20.0 | | |
| | 5 | QPSK | 25 | 0 | 19.4 | 2.3 | 20.0 | 19.4 | 0.2 | 20.0 | |
| | | | 25 | 12 | 19.4 | 2.3 | 20.0 | 19.4 | 0.2 | 20.0 | |
| | | | 25 | 25 | 19.5 | 2.3 | 20.0 | 19.5 | 0.2 | 20.0 | |
| | | | 50 | 0 | 19.4 | 2.3 | 20.0 | 19.3 | 0.2 | 20.0 | |
| 1 | | | 0 | 22.0 | 0 | 22.3 | 19.7 | 0 | 20.2 | | |
| 1 | | | 12 | 22.1 | 0 | 22.3 | 19.8 | 0 | 20.2 | | |
| 16QAM | | 1 | 24 | 21.9 | 0 | 22.3 | 19.6 | 0 | 20.2 | | |
| | | 12 | 0 | 21.9 | 0 | 22.3 | 19.7 | 0 | 20.2 | | |
| | | 12 | 7 | 22.0 | 0 | 22.3 | 19.7 | 0 | 20.2 | | |
| | | 12 | 13 | 21.9 | 0 | 22.3 | 19.7 | 0 | 20.2 | | |
| | | 25 | 0 | 21.9 | 0 | 22.3 | 19.6 | 0 | 20.2 | | |
| | | 1 | 0 | 22.3 | 0 | 22.3 | 20.0 | 0 | 20.2 | | |
| 64QAM | 1 | 12 | 22.3 | 0 | 22.3 | 20.0 | 0 | 20.2 | | | |
| | 1 | 24 | 22.3 | 0 | 22.3 | 20.0 | 0 | 20.2 | | | |
| | 12 | 0 | 22.1 | 0 | 22.3 | 19.7 | 0 | 20.2 | | | |
| | 12 | 7 | 22.1 | 0 | 22.3 | 19.8 | 0 | 20.2 | | | |
| | 12 | 13 | 22.1 | 0 | 22.3 | 19.7 | 0 | 20.2 | | | |
| | 25 | 0 | 22.0 | 0 | 22.3 | 19.7 | 0 | 20.2 | | | |
| 256QAM | 1 | 0 | 22.0 | 0 | 22.3 | 19.7 | 0 | 20.2 | | | |
| | 1 | 12 | 22.0 | 0 | 22.3 | 19.7 | 0 | 20.2 | | | |
| | 1 | 24 | 22.0 | 0 | 22.3 | 19.7 | 0 | 20.2 | | | |
| | 12 | 0 | 21.4 | 0.3 | 22.0 | 19.5 | 0 | 20.2 | | | |
| | 12 | 7 | 21.5 | 0.3 | 22.0 | 19.5 | 0 | 20.2 | | | |
| | 12 | 13 | 21.5 | 0.3 | 22.0 | 19.5 | 0 | 20.2 | | | |

LTE Band 30 Measured Results (ANT4)

| BW (MHz) | Mode | RB Allocation | RB Offset | Power Mode A (dBm) | | | | Power Mode B (dBm) | | | |
|----------|--------|---------------|-----------|--------------------|------|----------------|----------|--------------------|----------------|------|--|
| | | | | 27710 | MPR | Max Output Pwr | 27710 | MPR | Max Output Pwr | | |
| | | | | 2310 MHz | | | 2310 MHz | | | | |
| 10 | QPSK | 1 | 0 | 20.6 | 0 | 21.7 | 18.5 | 0 | 19.9 | | |
| | | 1 | 25 | 20.6 | 0 | 21.7 | 18.6 | 0 | 19.9 | | |
| | | 1 | 49 | 20.5 | 0 | 21.7 | 18.5 | 0 | 19.9 | | |
| | | 25 | 0 | 20.6 | 0 | 21.7 | 18.5 | 0 | 19.9 | | |
| | | 25 | 12 | 20.6 | 0 | 21.7 | 18.6 | 0 | 19.9 | | |
| | | 25 | 25 | 20.6 | 0 | 21.7 | 18.6 | 0 | 19.9 | | |
| | 16QAM | 50 | 0 | 20.6 | 0 | 21.7 | 18.5 | 0 | 19.9 | | |
| | | 1 | 0 | 20.9 | 0 | 21.7 | 18.8 | 0 | 19.9 | | |
| | | 1 | 25 | 20.9 | 0 | 21.7 | 18.9 | 0 | 19.9 | | |
| | | 1 | 49 | 20.8 | 0 | 21.7 | 18.8 | 0 | 19.9 | | |
| | | 25 | 0 | 20.0 | 1 | 20.7 | 18.6 | 0 | 19.9 | | |
| | | 25 | 12 | 20.1 | 1 | 20.7 | 18.6 | 0 | 19.9 | | |
| | 64QAM | 25 | 25 | 20.0 | 1 | 20.7 | 18.6 | 0 | 19.9 | | |
| | | 50 | 0 | 20.0 | 1 | 20.7 | 18.5 | 0 | 19.9 | | |
| | | 1 | 0 | 20.0 | 1 | 20.7 | 18.3 | 0 | 19.9 | | |
| | | 1 | 25 | 20.1 | 1 | 20.7 | 18.4 | 0 | 19.9 | | |
| | | 1 | 49 | 20.0 | 1 | 20.7 | 18.4 | 0 | 19.9 | | |
| | | 25 | 0 | 18.9 | 2 | 19.7 | 18.4 | 0.2 | 19.7 | | |
| | 256QAM | 25 | 12 | 18.9 | 2 | 19.7 | 18.4 | 0.2 | 19.7 | | |
| | | 25 | 25 | 18.9 | 2 | 19.7 | 18.4 | 0.2 | 19.7 | | |
| | | 50 | 0 | 18.9 | 2 | 19.7 | 18.4 | 0.2 | 19.7 | | |
| | | 1 | 0 | 17.0 | 4 | 17.7 | 17.0 | 2.2 | 17.7 | | |
| | | 1 | 25 | 17.1 | 4 | 17.7 | 17.1 | 2.2 | 17.7 | | |
| | | 1 | 49 | 17.0 | 4 | 17.7 | 17.0 | 2.2 | 17.7 | | |
| | 5 | QPSK | 25 | 0 | 16.9 | 4 | 17.7 | 16.9 | 2.2 | 17.7 | |
| | | | 25 | 12 | 17.0 | 4 | 17.7 | 16.9 | 2.2 | 17.7 | |
| | | | 25 | 25 | 16.9 | 4 | 17.7 | 16.9 | 2.2 | 17.7 | |
| | | | 50 | 0 | 16.9 | 4 | 17.7 | 16.9 | 2.2 | 17.7 | |
| 1 | | | 0 | 17.0 | 4 | 17.7 | 17.0 | 2.2 | 17.7 | | |
| 1 | | | 25 | 17.1 | 4 | 17.7 | 17.1 | 2.2 | 17.7 | | |
| 16QAM | | 1 | 24 | 17.0 | 4 | 17.7 | 17.0 | 2.2 | 17.7 | | |
| | | 12 | 0 | 20.1 | 1 | 20.7 | 18.6 | 0 | 19.9 | | |
| | | 12 | 7 | 20.1 | 1 | 20.7 | 18.6 | 0 | 19.9 | | |
| | | 12 | 13 | 20.1 | 1 | 20.7 | 18.6 | 0 | 19.9 | | |
| | | 25 | 0 | 20.0 | 1 | 20.7 | 18.5 | 0 | 19.9 | | |
| | | 1 | 0 | 21.0 | 0 | 21.7 | 18.9 | 0 | 19.9 | | |
| 64QAM | 1 | 12 | 21.1 | 0 | 21.7 | 19.0 | 0 | 19.9 | | | |
| | 1 | 24 | 21.0 | 0 | 21.7 | 18.9 | 0 | 19.9 | | | |
| | 12 | 0 | 20.1 | 1 | 20.7 | 18.6 | 0 | 19.9 | | | |
| | 12 | 7 | 20.1 | 1 | 20.7 | 18.6 | 0 | 19.9 | | | |
| | 12 | 13 | 20.1 | 1 | 20.7 | 18.6 | 0 | 19.9 | | | |
| | 25 | 0 | 20.0 | 1 | 20.7 | 18.5 | 0 | 19.9 | | | |
| 256QAM | 1 | 0 | 20.1 | 1 | 20.7 | 18.6 | 0 | 19.9 | | | |
| | 1 | 12 | 20.2 | 1 | 20.7 | 18.7 | 0 | 19.9 | | | |
| | 1 | 24 | 20.1 | 1 | 20.7 | 18.6 | 0 | 19.9 | | | |
| | 12 | 0 | 19.0 | 2 | 19.7 | 18.5 | 0.2 | 19.7 | | | |
| | 12 | 7 | 19.0 | 2 | 19.7 | 18.5 | 0.2 | 19.7 | | | |
| | 12 | 13 | 19.0 | 2 | 19.7 | 18.5 | 0.2 | 19.7 | | | |
| 256QAM | 25 | 0 | 19.0 | 2 | 19.7 | 18.5 | 0.2 | 19.7 | | | |
| | 1 | 0 | 17.0 | 4 | 17.7 | 17.1 | 2.2 | 17.7 | | | |
| | 1 | 12 | 17.2 | 4 | 17.7 | 17.3 | 2.2 | 17.7 | | | |
| | 1 | 24 | 17.0 | 4 | 17.7 | 17.2 | 2.2 | 17.7 | | | |
| | 12 | 0 | 17.0 | 4 | 17.7 | 16.9 | 2.2 | 17.7 | | | |
| | 12 | 7 | 17.0 | 4 | 17.7 | 17.0 | 2.2 | 17.7 | | | |
| | 256QAM | 12 | 13 | 17.0 | 4 | 17.7 | 17.0 | 2.2 | 17.7 | | |
| | | 25 | 0 | 17.0 | 4 | 17.7 | 17.0 | 2.2 | 17.7 | | |
| | | 1 | 0 | 17.0 | 4 | 17.7 | 17.0 | 2.2 | 17.7 | | |
| | | 1 | 25 | 17.0 | 4 | 17.7 | 17.0 | 2.2 | 17.7 | | |

LTE Band 41 Power Class 3 Measured Results (ANT1)

| BW (MHz) | Mode | RB Allocation | RB Offset | Power Mode A (dBm) | | | | | | | Power Mode B (dBm) | | | | | | | |
|----------|--------|---------------|-----------|--------------------|------------|----------|------------|----------|------|----------------|--------------------|----------|------------|----------|-------|------|----------------|------|
| | | | | 39750 | 40185 | 40620 | 41055 | 41490 | MPR | Max Output Pwr | 39750 | 40185 | 40620 | 41055 | 41490 | MPR | Max Output Pwr | |
| | | | | 2506 MHz | 2549.5 MHz | 2593 MHz | 2636.5 MHz | 2680 MHz | | 2506 MHz | 2549.5 MHz | 2593 MHz | 2636.5 MHz | 2680 MHz | | | | |
| 20 | QPSK | 1 | 0 | 25.4 | 25.4 | 25.6 | 25.5 | 25.4 | 0 | 25.7 | 22.5 | 22.5 | 22.7 | 22.8 | 22.6 | 0 | 22.8 | |
| | | 1 | 49 | 25.5 | 25.5 | 25.6 | 25.5 | 25.5 | 0 | 25.7 | 22.5 | 22.5 | 22.8 | 22.8 | 22.8 | 0 | 22.8 | |
| | | 1 | 99 | 25.4 | 25.4 | 25.6 | 25.5 | 25.4 | 0 | 25.7 | 22.5 | 22.5 | 22.7 | 22.8 | 22.7 | 0 | 22.8 | |
| | | 50 | 0 | 24.6 | 24.5 | 24.6 | 24.6 | 24.5 | 1 | 24.7 | 22.6 | 22.6 | 22.8 | 22.8 | 22.8 | 0 | 22.8 | |
| | | 50 | 24 | 24.6 | 24.6 | 24.7 | 24.6 | 24.6 | 1 | 24.7 | 22.7 | 22.7 | 22.8 | 22.8 | 22.8 | 0 | 22.8 | |
| | | 50 | 50 | 24.6 | 24.5 | 24.6 | 24.5 | 24.5 | 1 | 24.7 | 22.6 | 22.6 | 22.8 | 22.8 | 22.8 | 0 | 22.8 | |
| | 16QAM | 1 | 0 | 24.6 | 24.6 | 24.7 | 24.6 | 24.6 | 1 | 24.7 | 22.8 | 22.5 | 22.8 | 22.8 | 22.8 | 0 | 22.8 | |
| | | 1 | 49 | 24.6 | 24.7 | 24.7 | 24.6 | 24.7 | 1 | 24.7 | 22.8 | 22.8 | 22.8 | 22.8 | 22.8 | 0 | 22.8 | |
| | | 1 | 99 | 24.5 | 24.6 | 24.6 | 24.6 | 24.7 | 1 | 24.7 | 22.7 | 22.6 | 22.8 | 22.8 | 22.8 | 0 | 22.8 | |
| | | 50 | 0 | 23.6 | 23.6 | 23.7 | 23.6 | 23.5 | 2 | 23.7 | 22.5 | 22.4 | 22.6 | 22.7 | 22.6 | 0 | 22.8 | |
| | | 50 | 24 | 23.6 | 23.5 | 23.6 | 23.6 | 23.6 | 2 | 23.7 | 22.5 | 22.5 | 22.6 | 22.6 | 22.7 | 0 | 22.8 | |
| | | 50 | 50 | 23.6 | 23.5 | 23.6 | 23.6 | 23.5 | 2 | 23.7 | 22.5 | 22.4 | 22.7 | 22.7 | 22.6 | 0 | 22.8 | |
| | 64QAM | 1 | 0 | 23.0 | 23.0 | 23.3 | 23.1 | 23.0 | 2 | 23.7 | 22.4 | 22.3 | 22.5 | 22.6 | 22.5 | 0 | 22.8 | |
| | | 1 | 49 | 23.1 | 23.2 | 23.3 | 23.1 | 23.0 | 2 | 23.7 | 22.3 | 22.4 | 22.6 | 22.7 | 22.5 | 0 | 22.8 | |
| | | 1 | 99 | 23.0 | 23.2 | 23.3 | 23.1 | 23.0 | 2 | 23.7 | 22.4 | 22.4 | 22.8 | 22.8 | 22.6 | 0 | 22.8 | |
| | | 50 | 0 | 22.1 | 22.2 | 22.4 | 22.2 | 22.0 | 3 | 22.7 | 21.5 | 21.4 | 21.7 | 21.7 | 21.6 | 0.1 | 22.7 | |
| | | 50 | 24 | 22.1 | 22.2 | 22.3 | 22.3 | 22.0 | 3 | 22.7 | 21.4 | 21.4 | 21.6 | 21.7 | 21.6 | 0.1 | 22.7 | |
| | | 50 | 50 | 22.1 | 22.2 | 22.3 | 22.2 | 21.9 | 3 | 22.7 | 21.5 | 21.3 | 21.7 | 21.7 | 21.6 | 0.1 | 22.7 | |
| | 256QAM | 100 | 0 | 22.1 | 22.2 | 22.3 | 22.2 | 22.0 | 3 | 22.7 | 21.5 | 21.4 | 21.6 | 21.7 | 21.6 | 0.1 | 22.7 | |
| | | 1 | 0 | 20.0 | 20.0 | 20.2 | 20.2 | 19.9 | 5 | 20.7 | 19.4 | 19.3 | 19.5 | 19.7 | 19.6 | 2.1 | 20.7 | |
| | | 1 | 49 | 20.0 | 20.1 | 20.2 | 20.2 | 19.9 | 5 | 20.7 | 19.3 | 19.4 | 19.5 | 19.7 | 19.6 | 2.1 | 20.7 | |
| | | 1 | 99 | 20.2 | 20.2 | 20.2 | 20.2 | 19.9 | 5 | 20.7 | 19.4 | 19.5 | 19.6 | 19.7 | 19.7 | 2.1 | 20.7 | |
| | | 50 | 0 | 20.0 | 20.2 | 20.3 | 20.2 | 20.0 | 5 | 20.7 | 19.5 | 19.4 | 19.6 | 19.7 | 19.6 | 2.1 | 20.7 | |
| | | 50 | 24 | 20.1 | 20.2 | 20.3 | 20.3 | 20.0 | 5 | 20.7 | 19.5 | 19.4 | 19.6 | 19.7 | 19.7 | 2.1 | 20.7 | |
| | 15 | QPSK | 1 | 0 | 25.4 | 25.4 | 25.6 | 25.4 | 25.4 | 0 | 25.7 | 22.5 | 22.5 | 22.7 | 22.7 | 22.7 | 0 | 22.8 |
| | | | 1 | 37 | 25.5 | 25.4 | 25.6 | 25.5 | 25.4 | 0 | 25.7 | 22.6 | 22.5 | 22.7 | 22.8 | 22.7 | 0 | 22.8 |
| | | | 1 | 74 | 25.4 | 25.5 | 25.6 | 25.5 | 25.4 | 0 | 25.7 | 22.5 | 22.6 | 22.8 | 22.8 | 22.7 | 0 | 22.8 |
| | | | 36 | 0 | 24.6 | 24.6 | 24.7 | 24.6 | 24.5 | 1 | 24.7 | 22.7 | 22.6 | 22.8 | 22.8 | 22.8 | 0 | 22.8 |
| | | | 36 | 20 | 24.6 | 24.5 | 24.6 | 24.6 | 24.5 | 1 | 24.7 | 22.7 | 22.7 | 22.8 | 22.8 | 22.8 | 0 | 22.8 |
| | | | 36 | 39 | 24.5 | 24.5 | 24.6 | 24.5 | 24.5 | 1 | 24.7 | 22.6 | 22.6 | 22.8 | 22.8 | 22.8 | 0 | 22.8 |
| | | 16QAM | 75 | 0 | 24.6 | 24.5 | 24.6 | 24.6 | 24.6 | 1 | 24.7 | 22.6 | 22.7 | 22.8 | 22.8 | 22.8 | 0 | 22.8 |
| | | | 1 | 0 | 24.5 | 24.4 | 24.6 | 24.6 | 24.4 | 1 | 24.7 | 22.5 | 22.5 | 22.6 | 22.7 | 22.6 | 0 | 22.8 |
| 1 | | | 37 | 24.5 | 24.5 | 24.6 | 24.6 | 24.3 | 1 | 24.7 | 22.5 | 22.5 | 22.7 | 22.7 | 22.7 | 0 | 22.8 | |
| 1 | | | 74 | 24.4 | 24.4 | 24.6 | 24.6 | 24.4 | 1 | 24.7 | 22.5 | 22.5 | 22.8 | 22.8 | 22.7 | 0 | 22.8 | |
| 36 | | | 0 | 23.5 | 23.6 | 23.7 | 23.6 | 23.5 | 2 | 23.7 | 22.5 | 22.4 | 22.6 | 22.7 | 22.6 | 0 | 22.8 | |
| 36 | | | 20 | 23.5 | 23.5 | 23.6 | 23.6 | 23.5 | 2 | 23.7 | 22.5 | 22.5 | 22.6 | 22.7 | 22.6 | 0 | 22.8 | |
| 64QAM | | 36 | 39 | 23.5 | 23.5 | 23.6 | 23.5 | 23.5 | 2 | 23.7 | 22.4 | 22.4 | 22.6 | 22.7 | 22.6 | 0 | 22.8 | |
| | | 75 | 0 | 23.6 | 23.5 | 23.6 | 23.6 | 23.6 | 2 | 23.7 | 22.4 | 22.5 | 22.6 | 22.7 | 22.6 | 0 | 22.8 | |
| | | 1 | 0 | 23.0 | 23.0 | 23.2 | 23.1 | 22.8 | 2 | 23.7 | 22.4 | 22.1 | 22.5 | 22.6 | 22.4 | 0 | 22.8 | |
| | | 1 | 37 | 23.1 | 23.0 | 23.2 | 23.1 | 22.9 | 2 | 23.7 | 22.4 | 22.3 | 22.6 | 22.6 | 22.5 | 0 | 22.8 | |
| | | 1 | 74 | 22.9 | 23.1 | 23.2 | 23.1 | 23.0 | 2 | 23.7 | 22.3 | 22.4 | 22.7 | 22.6 | 22.5 | 0 | 22.8 | |
| | | 36 | 0 | 22.0 | 22.2 | 22.4 | 22.2 | 22.0 | 3 | 22.7 | 21.5 | 21.4 | 21.6 | 21.7 | 21.6 | 0.1 | 22.7 | |
| 256QAM | | 36 | 20 | 22.1 | 22.1 | 22.3 | 22.2 | 22.0 | 3 | 22.7 | 21.5 | 21.5 | 21.6 | 21.7 | 21.6 | 0.1 | 22.7 | |
| | | 36 | 39 | 22.0 | 22.2 | 22.3 | 22.2 | 21.9 | 3 | 22.7 | 21.4 | 21.4 | 21.6 | 21.7 | 21.5 | 0.1 | 22.7 | |
| | | 75 | 0 | 22.1 | 22.2 | 22.3 | 22.2 | 22.0 | 3 | 22.7 | 21.4 | 21.5 | 21.6 | 21.7 | 21.6 | 0.1 | 22.7 | |
| | | 1 | 0 | 19.9 | 20.0 | 20.2 | 20.2 | 19.9 | 5 | 20.7 | 19.4 | 19.4 | 19.5 | 19.6 | 19.5 | 2.1 | 20.7 | |
| | | 1 | 37 | 19.9 | 20.2 | 20.3 | 20.2 | 19.9 | 5 | 20.7 | 19.4 | 19.3 | 19.6 | 19.6 | 19.5 | 2.1 | 20.7 | |
| | | 1 | 74 | 20.0 | 20.2 | 20.3 | 20.2 | 19.9 | 5 | 20.7 | 19.5 | 19.4 | 19.6 | 19.7 | 19.5 | 2.1 | 20.7 | |

LTE Band 41 Power Class 3 Measured Results (ANT2)

Table with columns: BW (MHz), Mode, RB Allocation, RB Offset, Power Mode A (dBm) [39750, 40185, 40620, 41055, 41490, MPR, Max Output Pwr], Power Mode B (dBm) [39750, 40185, 40620, 41055, 41490, MPR, Max Output Pwr]. Rows are grouped by BW (20, 15) and Mode (QPSK, 16QAM, 64QAM, 256QAM).

LTE Band 41 Power Class 3 Measured Results (ANT4)

Table with columns: BW (MHz), Mode, RB Allocation, RB Offset, Power Mode A (dBm) [39750, 40185, 40620, 41055, 41490, MPR, Max Output Pwr], Power Mode B (dBm) [39750, 40185, 40620, 41055, 41490, MPR, Max Output Pwr]. Rows include various modulation schemes (QPSK, 16QAM, 64QAM, 256QAM) and bandwidths (20 MHz, 15 MHz).

LTE Band 41 Power Class 2 Measured Results (ANT1)

| BW (MHz) | Mode | RB Allocation | RB Offset | Power Mode A (dBm) | | | | | MPR | Max Output Bwr | |
|----------|--------|---------------|-----------|--------------------|------------|----------|------------|----------|------|----------------|------|
| | | | | 39750 | 40185 | 40620 | 41055 | 41490 | | | |
| | | | | 2506 MHz | 2549.5 MHz | 2593 MHz | 2636.5 MHz | 2680 MHz | | | |
| 20 | QPSK | 1 | 0 | 27.5 | 27.4 | 27.4 | 27.5 | 27.5 | 0 | 28.1 | |
| | | 1 | 49 | 27.5 | 27.4 | 27.5 | 27.5 | 27.5 | 0 | 28.1 | |
| | | 1 | 99 | 27.4 | 27.4 | 27.5 | 27.5 | 27.5 | 0 | 28.1 | |
| | | 50 | 0 | 27.1 | 27.1 | 27.0 | 27.1 | 27.1 | 0.4 | 27.7 | |
| | | 50 | 24 | 27.1 | 27.1 | 27.0 | 27.1 | 27.1 | 0.4 | 27.7 | |
| | | 50 | 50 | 27.0 | 27.1 | 27.0 | 27.1 | 27.1 | 0.4 | 27.7 | |
| | 100 | 0 | 27.1 | 27.0 | 27.1 | 27.1 | 27.1 | 0.4 | 27.7 | | |
| | 16QAM | 1 | 0 | 27.1 | 27.1 | 27.1 | 27.0 | 27.1 | 0.4 | 27.7 | |
| | | 1 | 49 | 27.1 | 27.1 | 27.1 | 27.1 | 27.1 | 0.4 | 27.7 | |
| | | 1 | 99 | 27.1 | 27.1 | 27.0 | 27.0 | 27.1 | 0.4 | 27.7 | |
| | | 50 | 0 | 26.1 | 26.0 | 26.1 | 26.1 | 26.1 | 1.4 | 26.7 | |
| | | 50 | 24 | 26.0 | 26.1 | 26.1 | 26.1 | 26.1 | 1.4 | 26.7 | |
| | | 50 | 50 | 26.1 | 26.0 | 26.1 | 26.1 | 26.1 | 1.4 | 26.7 | |
| | 100 | 0 | 26.0 | 26.0 | 26.0 | 26.1 | 26.0 | 1.4 | 26.7 | | |
| | 64QAM | 1 | 0 | 26.1 | 26.1 | 26.0 | 26.1 | 26.0 | 1.4 | 26.7 | |
| | | 1 | 49 | 26.1 | 26.1 | 26.0 | 26.1 | 26.1 | 1.4 | 26.7 | |
| | | 1 | 99 | 26.1 | 26.0 | 26.1 | 26.1 | 26.0 | 1.4 | 26.7 | |
| | | 50 | 0 | 25.1 | 25.0 | 25.1 | 25.1 | 25.0 | 2.4 | 25.7 | |
| | | 50 | 24 | 25.0 | 25.1 | 25.1 | 25.0 | 25.1 | 2.4 | 25.7 | |
| | | 50 | 50 | 25.1 | 25.1 | 25.1 | 25.1 | 25.1 | 2.4 | 25.7 | |
| | 100 | 0 | 25.0 | 25.0 | 25.0 | 25.1 | 25.0 | 2.4 | 25.7 | | |
| | 256QAM | 1 | 0 | 23.1 | 23.1 | 23.1 | 23.1 | 23.1 | 4.4 | 23.7 | |
| | | 1 | 49 | 23.1 | 23.0 | 23.0 | 23.0 | 23.0 | 4.4 | 23.7 | |
| | | 1 | 99 | 23.1 | 23.1 | 23.1 | 23.0 | 23.1 | 4.4 | 23.7 | |
| | | 50 | 0 | 23.1 | 23.0 | 23.1 | 23.1 | 23.0 | 4.4 | 23.7 | |
| | | 50 | 24 | 23.0 | 23.1 | 23.1 | 23.1 | 23.1 | 4.4 | 23.7 | |
| | | 50 | 50 | 23.1 | 23.1 | 23.1 | 23.1 | 23.1 | 4.4 | 23.7 | |
| | 100 | 0 | 23.1 | 23.1 | 23.1 | 23.1 | 23.1 | 4.4 | 23.7 | | |
| | 15 | QPSK | 1 | 0 | 27.5 | 27.5 | 27.4 | 27.4 | 27.5 | 0 | 28.1 |
| | | | 1 | 37 | 27.5 | 27.5 | 27.4 | 27.5 | 27.5 | 0 | 28.1 |
| 1 | | | 74 | 27.4 | 27.5 | 27.5 | 27.5 | 27.5 | 0 | 28.1 | |
| 36 | | | 0 | 27.0 | 27.1 | 27.0 | 27.0 | 27.0 | 0.4 | 27.7 | |
| 36 | | | 20 | 27.1 | 27.1 | 27.0 | 27.1 | 27.0 | 0.4 | 27.7 | |
| 36 | | | 39 | 27.0 | 27.1 | 27.0 | 27.0 | 27.1 | 0.4 | 27.7 | |
| 75 | | 0 | 27.1 | 27.1 | 27.1 | 27.1 | 27.1 | 0.4 | 27.7 | | |
| 16QAM | | 1 | 0 | 27.1 | 27.1 | 27.0 | 27.1 | 27.1 | 0.4 | 27.7 | |
| | | 1 | 37 | 27.1 | 27.1 | 27.1 | 27.1 | 27.1 | 0.4 | 27.7 | |
| | | 1 | 74 | 27.0 | 27.1 | 27.0 | 27.1 | 27.1 | 0.4 | 27.7 | |
| | | 36 | 0 | 26.1 | 26.0 | 26.1 | 26.0 | 26.1 | 1.4 | 26.7 | |
| | | 36 | 20 | 26.0 | 26.1 | 26.0 | 26.1 | 26.1 | 1.4 | 26.7 | |
| | | 36 | 39 | 26.1 | 26.0 | 26.1 | 26.1 | 26.0 | 1.4 | 26.7 | |
| 75 | | 0 | 26.1 | 26.1 | 26.1 | 26.0 | 26.1 | 1.4 | 26.7 | | |
| 64QAM | | 1 | 0 | 26.1 | 26.1 | 26.1 | 26.1 | 26.0 | 1.4 | 26.7 | |
| | | 1 | 37 | 26.0 | 26.0 | 26.1 | 26.1 | 26.1 | 1.4 | 26.7 | |
| | | 1 | 74 | 26.0 | 26.0 | 26.0 | 26.0 | 26.1 | 1.4 | 26.7 | |
| | | 36 | 0 | 25.0 | 25.1 | 25.1 | 25.1 | 25.0 | 2.4 | 25.7 | |
| | | 36 | 20 | 25.0 | 25.0 | 25.1 | 25.1 | 25.0 | 2.4 | 25.7 | |
| | | 36 | 39 | 25.0 | 25.0 | 25.1 | 25.0 | 25.1 | 2.4 | 25.7 | |
| 75 | | 0 | 25.1 | 25.1 | 25.1 | 25.1 | 25.1 | 2.4 | 25.7 | | |
| 256QAM | | 1 | 0 | 23.0 | 23.1 | 23.1 | 23.1 | 23.1 | 4.4 | 23.7 | |
| | | 1 | 37 | 23.1 | 23.0 | 23.1 | 23.1 | 23.1 | 4.4 | 23.7 | |
| | | 1 | 74 | 23.0 | 23.0 | 23.1 | 23.0 | 23.0 | 4.4 | 23.7 | |
| | | 36 | 0 | 23.0 | 23.1 | 23.1 | 23.1 | 23.1 | 4.4 | 23.7 | |
| | | 36 | 20 | 23.1 | 23.1 | 23.1 | 23.1 | 23.1 | 4.4 | 23.7 | |
| | | 36 | 39 | 23.1 | 23.1 | 23.1 | 23.0 | 23.1 | 4.4 | 23.7 | |
| 75 | | 0 | 23.1 | 23.0 | 23.0 | 23.1 | 23.0 | 4.4 | 23.7 | | |

LTE Band 41 Power Class 2 Measured Results (ANT1) (continued)

| BW (MHz) | Mode | RB Allocation | RB offset | Power Mode A (dBm) | | | | | | MFR | Max Output Pwr |
|----------|--------|---------------|-----------|--------------------|------------|----------|------------|----------|------|------|----------------|
| | | | | 39750 | 40185 | 40620 | 41055 | 41490 | | | |
| | | | | 2506 MHz | 2549.5 MHz | 2593 MHz | 2636.5 MHz | 2680 MHz | | | |
| 10 | QPSK | 1 | 0 | 27.5 | 27.5 | 27.5 | 27.4 | 27.5 | 0 | 28.1 | |
| | | 1 | 25 | 27.5 | 27.4 | 27.5 | 27.4 | 27.4 | 0 | 28.1 | |
| | | 1 | 49 | 27.4 | 27.4 | 27.5 | 27.5 | 27.5 | 0 | 28.1 | |
| | | 25 | 0 | 27.1 | 27.1 | 27.0 | 27.0 | 27.0 | 0.4 | 27.7 | |
| | | 25 | 12 | 27.1 | 27.1 | 27.1 | 27.1 | 27.0 | 0.4 | 27.7 | |
| | | 25 | 25 | 27.1 | 27.1 | 27.1 | 27.0 | 27.0 | 0.4 | 27.7 | |
| | 16QAM | 1 | 0 | 27.0 | 27.1 | 27.1 | 27.1 | 27.0 | 0.4 | 27.7 | |
| | | 1 | 25 | 27.1 | 27.1 | 27.1 | 27.1 | 27.1 | 0.4 | 27.7 | |
| | | 1 | 49 | 27.1 | 27.1 | 27.0 | 27.1 | 27.0 | 0.4 | 27.7 | |
| | | 25 | 0 | 26.1 | 26.0 | 26.0 | 26.1 | 26.1 | 1.4 | 26.7 | |
| | | 25 | 12 | 26.1 | 26.0 | 26.1 | 26.0 | 26.1 | 1.4 | 26.7 | |
| | | 25 | 25 | 26.0 | 26.1 | 26.1 | 26.1 | 26.1 | 1.4 | 26.7 | |
| | 64QAM | 1 | 0 | 26.1 | 26.0 | 26.0 | 26.0 | 26.1 | 1.4 | 26.7 | |
| | | 1 | 25 | 26.0 | 26.1 | 26.1 | 26.0 | 26.0 | 1.4 | 26.7 | |
| | | 1 | 49 | 26.0 | 26.0 | 26.1 | 26.1 | 26.0 | 1.4 | 26.7 | |
| | | 25 | 0 | 25.1 | 25.1 | 25.1 | 25.0 | 25.1 | 2.4 | 25.7 | |
| | | 25 | 12 | 25.0 | 25.0 | 25.1 | 25.0 | 25.1 | 2.4 | 25.7 | |
| | | 25 | 25 | 25.1 | 25.1 | 25.1 | 25.0 | 25.1 | 2.4 | 25.7 | |
| | 256QAM | 1 | 0 | 23.1 | 23.1 | 23.1 | 23.1 | 23.0 | 4.4 | 23.7 | |
| | | 1 | 25 | 23.1 | 23.0 | 23.1 | 23.0 | 23.1 | 4.4 | 23.7 | |
| | | 1 | 49 | 23.1 | 23.0 | 23.1 | 23.1 | 23.1 | 4.4 | 23.7 | |
| | | 25 | 0 | 23.1 | 23.1 | 23.0 | 23.1 | 23.1 | 4.4 | 23.7 | |
| | | 25 | 12 | 23.1 | 23.0 | 23.0 | 23.1 | 23.0 | 4.4 | 23.7 | |
| | | 25 | 25 | 23.1 | 23.1 | 23.1 | 23.1 | 23.0 | 4.4 | 23.7 | |
| | 5 | QPSK | 1 | 0 | 27.5 | 27.5 | 27.4 | 27.5 | 27.4 | 0 | 28.1 |
| | | | 1 | 12 | 27.5 | 27.5 | 27.5 | 27.5 | 27.4 | 0 | 28.1 |
| | | | 1 | 24 | 27.4 | 27.5 | 27.5 | 27.5 | 27.5 | 0 | 28.1 |
| | | | 12 | 0 | 27.1 | 27.1 | 27.1 | 27.0 | 27.0 | 0.4 | 27.7 |
| | | | 12 | 7 | 27.1 | 27.0 | 27.0 | 27.1 | 27.0 | 0.4 | 27.7 |
| | | | 12 | 13 | 27.1 | 27.1 | 27.1 | 27.0 | 27.1 | 0.4 | 27.7 |
| 16QAM | | 25 | 0 | 27.1 | 27.0 | 27.1 | 27.1 | 27.1 | 0.4 | 27.7 | |
| | | 1 | 0 | 27.1 | 27.0 | 27.1 | 27.1 | 27.0 | 0.4 | 27.7 | |
| | | 1 | 12 | 27.1 | 27.1 | 27.1 | 27.0 | 27.1 | 0.4 | 27.7 | |
| | | 1 | 24 | 27.1 | 27.0 | 27.0 | 27.0 | 27.0 | 0.4 | 27.7 | |
| | | 12 | 0 | 26.1 | 26.0 | 26.1 | 26.1 | 26.1 | 1.4 | 26.7 | |
| | | 12 | 7 | 26.0 | 26.1 | 26.0 | 26.0 | 26.0 | 1.4 | 26.7 | |
| 64QAM | | 12 | 13 | 26.0 | 26.1 | 26.1 | 26.0 | 26.1 | 1.4 | 26.7 | |
| | | 25 | 0 | 26.1 | 26.1 | 26.1 | 26.0 | 26.1 | 1.4 | 26.7 | |
| | | 1 | 0 | 26.1 | 26.1 | 26.0 | 26.0 | 26.1 | 1.4 | 26.7 | |
| | | 1 | 12 | 26.0 | 26.1 | 26.1 | 26.1 | 26.0 | 1.4 | 26.7 | |
| | | 1 | 24 | 26.0 | 26.1 | 26.1 | 26.0 | 26.1 | 1.4 | 26.7 | |
| | | 12 | 0 | 25.1 | 25.1 | 25.1 | 25.1 | 25.1 | 2.4 | 25.7 | |
| 256QAM | | 12 | 7 | 25.1 | 25.1 | 25.1 | 25.1 | 25.0 | 2.4 | 25.7 | |
| | | 12 | 13 | 25.0 | 25.1 | 25.0 | 25.1 | 25.1 | 2.4 | 25.7 | |
| | | 25 | 0 | 25.1 | 25.1 | 25.0 | 25.1 | 25.1 | 2.4 | 25.7 | |
| | | 1 | 0 | 23.0 | 23.1 | 23.1 | 23.1 | 23.1 | 4.4 | 23.7 | |
| | | 1 | 12 | 23.1 | 23.0 | 23.1 | 23.0 | 23.1 | 4.4 | 23.7 | |
| | | 1 | 24 | 23.1 | 23.1 | 23.1 | 23.0 | 23.1 | 4.4 | 23.7 | |

LTE Band 48 Measured Results (ANT7) (continued)

| BW (MHz) | Mode | RB Allocation | RB Offset | Power Mode A (dBm) | | | | | | Power Mode B (dBm) | | | | | | |
|----------|--------|---------------|-----------|--------------------|------------|------------|----------|------|----------------|--------------------|------------|------------|----------|------|----------------|------|
| | | | | 55290 | 55757 | 56223 | 56690 | MPR | Max Output Pwr | 55290 | 55757 | 56223 | 56690 | MPR | Max Output Pwr | |
| | | | | 3555 MHz | 3601.7 MHz | 3648.3 MHz | 3695 MHz | | | 3555 MHz | 3601.7 MHz | 3648.3 MHz | 3695 MHz | | | |
| 10 | QPSK | 1 | 0 | 24.5 | 24.5 | 24.5 | 24.3 | 0 | 25.0 | 21.7 | 21.6 | 21.7 | 21.7 | 0 | 22.8 | |
| | | 1 | 25 | 24.6 | 24.5 | 24.6 | 24.3 | 0 | 25.0 | 21.7 | 21.7 | 21.7 | 21.7 | 0 | 22.8 | |
| | | 1 | 49 | 24.5 | 24.5 | 24.4 | 24.2 | 0 | 25.0 | 21.7 | 21.7 | 21.7 | 21.7 | 0 | 22.8 | |
| | | 25 | 0 | 24.6 | 24.6 | 24.6 | 24.3 | 0 | 25.0 | 21.7 | 21.7 | 21.7 | 21.7 | 0 | 22.8 | |
| | | 25 | 12 | 24.6 | 24.6 | 24.6 | 24.3 | 0 | 25.0 | 21.8 | 21.7 | 21.8 | 21.7 | 0 | 22.8 | |
| | | 25 | 25 | 24.6 | 24.6 | 24.6 | 24.3 | 0 | 25.0 | 21.7 | 21.7 | 21.7 | 21.7 | 0 | 22.8 | |
| | 16QAM | 50 | 0 | 24.6 | 24.6 | 24.6 | 24.3 | 0 | 25.0 | 21.7 | 21.7 | 21.7 | 21.7 | 0 | 22.8 | |
| | | 1 | 0 | 24.5 | 24.5 | 24.5 | 24.3 | 0 | 25.0 | 21.8 | 21.5 | 21.7 | 21.7 | 0 | 22.8 | |
| | | 1 | 25 | 24.5 | 24.5 | 24.5 | 24.3 | 0 | 25.0 | 21.8 | 21.6 | 21.8 | 21.8 | 0 | 22.8 | |
| | | 1 | 49 | 24.5 | 24.4 | 24.4 | 24.3 | 0 | 25.0 | 21.8 | 21.6 | 21.8 | 21.7 | 0 | 22.8 | |
| | | 25 | 0 | 23.5 | 23.4 | 23.4 | 23.3 | 1 | 24.0 | 21.8 | 21.7 | 21.7 | 21.7 | 0 | 22.8 | |
| | | 25 | 12 | 23.5 | 23.4 | 23.4 | 23.3 | 1 | 24.0 | 21.8 | 21.7 | 21.7 | 21.8 | 0 | 22.8 | |
| | 64QAM | 25 | 25 | 23.5 | 23.4 | 23.4 | 23.3 | 1 | 24.0 | 21.8 | 21.7 | 21.7 | 21.7 | 0 | 22.8 | |
| | | 50 | 0 | 23.4 | 23.4 | 23.4 | 23.3 | 1 | 24.0 | 21.8 | 21.7 | 21.7 | 21.7 | 0 | 22.8 | |
| | | 1 | 0 | 23.6 | 23.4 | 23.2 | 23.3 | 1 | 24.0 | 22.3 | 22.1 | 21.6 | 21.9 | 0 | 22.8 | |
| | | 1 | 25 | 23.6 | 23.4 | 23.3 | 23.2 | 1 | 24.0 | 22.4 | 22.1 | 21.6 | 21.9 | 0 | 22.8 | |
| | | 1 | 49 | 23.6 | 23.4 | 23.2 | 23.2 | 1 | 24.0 | 22.3 | 22.1 | 21.5 | 21.9 | 0 | 22.8 | |
| | | 25 | 0 | 22.6 | 22.5 | 22.2 | 22.4 | 2 | 23.0 | 22.3 | 22.2 | 21.8 | 22.0 | 0 | 22.8 | |
| | 256QAM | 25 | 12 | 22.6 | 22.5 | 22.2 | 22.4 | 2 | 23.0 | 22.3 | 22.3 | 21.8 | 22.0 | 0 | 22.8 | |
| | | 25 | 25 | 22.6 | 22.5 | 22.2 | 22.4 | 2 | 23.0 | 22.3 | 22.3 | 21.8 | 22.0 | 0 | 22.8 | |
| | | 50 | 0 | 22.6 | 22.5 | 22.2 | 22.4 | 2 | 23.0 | 22.3 | 22.2 | 21.7 | 22.0 | 0 | 22.8 | |
| | | 1 | 0 | 20.5 | 20.4 | 20.1 | 20.2 | 4 | 21.0 | 20.2 | 20.2 | 19.9 | 19.9 | 1.8 | 21.0 | |
| | | 1 | 25 | 20.6 | 20.4 | 20.1 | 20.3 | 4 | 21.0 | 20.3 | 20.3 | 19.9 | 19.9 | 1.8 | 21.0 | |
| | | 1 | 49 | 20.5 | 20.4 | 20.1 | 20.3 | 4 | 21.0 | 20.3 | 20.2 | 19.9 | 19.8 | 1.8 | 21.0 | |
| | 10 | 256QAM | 25 | 0 | 20.6 | 20.4 | 20.2 | 20.4 | 4 | 21.0 | 20.3 | 20.2 | 19.9 | 19.9 | 1.8 | 21.0 |
| | | | 25 | 12 | 20.6 | 20.5 | 20.2 | 20.4 | 4 | 21.0 | 20.3 | 20.3 | 20.0 | 20.0 | 1.8 | 21.0 |
| | | | 25 | 25 | 20.6 | 20.5 | 20.2 | 20.4 | 4 | 21.0 | 20.3 | 20.2 | 20.0 | 19.9 | 1.8 | 21.0 |
| 50 | | | 0 | 20.6 | 20.5 | 20.2 | 20.4 | 4 | 21.0 | 20.3 | 20.2 | 19.9 | 19.9 | 1.8 | 21.0 | |
| 5 | QPSK | 1 | 0 | 24.5 | 24.5 | 24.5 | 24.2 | 0 | 25.0 | 21.7 | 21.6 | 21.7 | 21.6 | 0 | 22.8 | |
| | | 1 | 12 | 24.6 | 24.6 | 24.5 | 24.3 | 0 | 25.0 | 21.8 | 21.7 | 21.8 | 21.7 | 0 | 22.8 | |
| | | 1 | 24 | 24.5 | 24.5 | 24.5 | 24.2 | 0 | 25.0 | 21.7 | 21.7 | 21.7 | 21.7 | 0 | 22.8 | |
| | | 12 | 0 | 24.6 | 24.6 | 24.5 | 24.3 | 0 | 25.0 | 21.8 | 21.7 | 21.7 | 21.7 | 0 | 22.8 | |
| | | 12 | 7 | 24.6 | 24.6 | 24.6 | 24.3 | 0 | 25.0 | 21.7 | 21.7 | 21.8 | 21.7 | 0 | 22.8 | |
| | | 12 | 13 | 24.6 | 24.6 | 24.6 | 24.3 | 0 | 25.0 | 21.7 | 21.7 | 21.7 | 21.7 | 0 | 22.8 | |
| | 16QAM | 25 | 0 | 24.6 | 24.6 | 24.5 | 24.3 | 0 | 25.0 | 21.8 | 21.7 | 21.7 | 21.7 | 0 | 22.8 | |
| | | 1 | 0 | 24.6 | 24.6 | 24.6 | 24.4 | 0 | 25.0 | 21.7 | 21.8 | 21.6 | 21.7 | 0 | 22.8 | |
| | | 1 | 12 | 24.5 | 24.5 | 24.6 | 24.5 | 0 | 25.0 | 21.8 | 21.9 | 21.7 | 21.7 | 0 | 22.8 | |
| | | 1 | 24 | 24.4 | 24.4 | 24.6 | 24.4 | 0 | 25.0 | 21.7 | 21.8 | 21.7 | 21.7 | 0 | 22.8 | |
| | | 12 | 0 | 23.4 | 23.4 | 23.6 | 23.3 | 1 | 24.0 | 21.7 | 21.6 | 21.7 | 21.7 | 0 | 22.8 | |
| | | 12 | 7 | 23.4 | 23.5 | 23.6 | 23.3 | 1 | 24.0 | 21.7 | 21.7 | 21.7 | 21.7 | 0 | 22.8 | |
| | 64QAM | 12 | 13 | 23.4 | 23.4 | 23.6 | 23.3 | 1 | 24.0 | 21.7 | 21.6 | 21.7 | 21.7 | 0 | 22.8 | |
| | | 25 | 0 | 23.4 | 23.4 | 23.6 | 23.3 | 1 | 24.0 | 21.7 | 21.7 | 21.7 | 21.7 | 0 | 22.8 | |
| | | 1 | 0 | 23.5 | 23.4 | 23.1 | 23.4 | 1 | 24.0 | 22.4 | 22.3 | 21.7 | 22.0 | 0 | 22.8 | |
| | | 1 | 12 | 23.6 | 23.5 | 23.3 | 23.4 | 1 | 24.0 | 22.4 | 22.4 | 21.8 | 22.0 | 0 | 22.8 | |
| | | 1 | 24 | 23.5 | 23.4 | 23.2 | 23.3 | 1 | 24.0 | 22.4 | 22.3 | 21.7 | 21.9 | 0 | 22.8 | |
| | | 12 | 0 | 22.6 | 22.5 | 22.4 | 22.4 | 2 | 23.0 | 22.3 | 22.2 | 21.7 | 22.0 | 0 | 22.8 | |
| | 256QAM | 12 | 7 | 22.6 | 22.5 | 22.4 | 22.4 | 2 | 23.0 | 22.4 | 22.3 | 21.8 | 22.0 | 0 | 22.8 | |
| | | 12 | 13 | 22.6 | 22.5 | 22.4 | 22.4 | 2 | 23.0 | 22.3 | 22.2 | 21.7 | 21.9 | 0 | 22.8 | |
| | | 25 | 0 | 22.6 | 22.5 | 22.4 | 22.4 | 2 | 23.0 | 22.3 | 22.2 | 21.7 | 22.0 | 0 | 22.8 | |
| | | 1 | 0 | 20.5 | 20.4 | 20.3 | 20.3 | 4 | 21.0 | 20.3 | 20.1 | 19.9 | 19.9 | 1.8 | 21.0 | |
| | | 1 | 12 | 20.5 | 20.5 | 20.4 | 20.3 | 4 | 21.0 | 20.3 | 20.2 | 20.0 | 20.0 | 1.8 | 21.0 | |
| | | 1 | 24 | 20.5 | 20.4 | 20.4 | 20.3 | 4 | 21.0 | 20.3 | 20.1 | 19.9 | 19.9 | 1.8 | 21.0 | |
| | 5 | 256QAM | 12 | 0 | 20.5 | 20.4 | 20.4 | 20.3 | 4 | 21.0 | 20.3 | 20.2 | 19.9 | 19.9 | 1.8 | 21.0 |
| | | | 12 | 7 | 20.6 | 20.5 | 20.4 | 20.4 | 4 | 21.0 | 20.4 | 20.3 | 20.0 | 20.0 | 1.8 | 21.0 |
| | | | 12 | 13 | 20.6 | 20.5 | 20.3 | 20.4 | 4 | 21.0 | 20.3 | 20.2 | 19.9 | 19.9 | 1.8 | 21.0 |
| 25 | | | 0 | 20.6 | 20.4 | 20.4 | 20.3 | 4 | 21.0 | 20.3 | 20.2 | 19.9 | 20.0 | 1.8 | 21.0 | |

LTE Band 48 Measured Results (ANT8) (continued)

| BW (MHz) | Mode | RB Allocation | RB Offset | Power Mode A (dBm) | | | | | | | Power Mode B (dBm) | | | | | | |
|----------|--------|---------------|-----------|--------------------|------------|------------|----------|------|----------------|----------|--------------------|------------|----------|------|----------------|------|------|
| | | | | 55290 | 55757 | 56223 | 56690 | MPR | Max Output Pwr | 55290 | 55757 | 56223 | 56690 | MPR | Max Output Pwr | | |
| | | | | 3555 MHz | 3601.7 MHz | 3648.3 MHz | 3695 MHz | | | 3555 MHz | 3601.7 MHz | 3648.3 MHz | 3695 MHz | | | | |
| 10 | QPSK | 1 | 0 | 19.2 | 19.2 | 19.0 | 19.3 | 0 | 20.4 | 19.6 | 19.7 | 19.7 | 19.8 | 0 | 20.9 | | |
| | | 1 | 25 | 19.3 | 19.3 | 19.0 | 19.4 | 0 | 20.4 | 19.7 | 19.8 | 19.8 | 19.9 | 0 | 20.9 | | |
| | | 1 | 49 | 19.2 | 19.2 | 19.0 | 19.3 | 0 | 20.4 | 19.6 | 19.7 | 19.8 | 19.9 | 0 | 20.9 | | |
| | | 25 | 0 | 19.2 | 19.3 | 19.0 | 19.3 | 0 | 20.4 | 19.6 | 19.8 | 19.8 | 19.9 | 0 | 20.9 | | |
| | | 25 | 12 | 19.3 | 19.3 | 19.0 | 19.3 | 0 | 20.4 | 19.7 | 19.9 | 19.9 | 19.9 | 0 | 20.9 | | |
| | | 25 | 25 | 19.3 | 19.3 | 19.0 | 19.4 | 0 | 20.4 | 19.7 | 19.8 | 19.9 | 20.0 | 0 | 20.9 | | |
| | 16QAM | 50 | 0 | 19.3 | 19.3 | 19.0 | 19.3 | 0 | 20.4 | 19.7 | 19.8 | 19.9 | 19.9 | 0 | 20.9 | | |
| | | 1 | 0 | 19.3 | 19.1 | 19.1 | 19.2 | 0 | 20.4 | 19.7 | 19.6 | 19.7 | 19.8 | 0 | 20.9 | | |
| | | 1 | 25 | 19.3 | 19.2 | 19.1 | 19.4 | 0 | 20.4 | 19.8 | 19.7 | 19.8 | 19.8 | 0 | 20.9 | | |
| | | 1 | 49 | 19.3 | 19.1 | 19.1 | 19.3 | 0 | 20.4 | 19.8 | 19.6 | 19.7 | 19.8 | 0 | 20.9 | | |
| | | 25 | 0 | 19.2 | 19.3 | 19.0 | 19.3 | 0 | 20.4 | 19.6 | 19.7 | 19.7 | 19.8 | 0 | 20.9 | | |
| | | 25 | 12 | 19.3 | 19.3 | 19.0 | 19.3 | 0 | 20.4 | 19.7 | 19.8 | 19.7 | 19.8 | 0 | 20.9 | | |
| | 64QAM | 25 | 25 | 19.3 | 19.3 | 19.0 | 19.4 | 0 | 20.4 | 19.7 | 19.7 | 19.7 | 19.9 | 0 | 20.9 | | |
| | | 50 | 0 | 19.2 | 19.2 | 18.9 | 19.3 | 0 | 20.4 | 19.7 | 19.7 | 19.7 | 19.8 | 0 | 20.9 | | |
| | | 1 | 0 | 19.2 | 19.1 | 18.8 | 19.4 | 0 | 20.4 | 19.7 | 19.5 | 19.6 | 19.5 | 0 | 20.9 | | |
| | | 1 | 25 | 19.2 | 19.1 | 18.9 | 19.4 | 0 | 20.4 | 19.7 | 19.5 | 19.8 | 19.6 | 0 | 20.9 | | |
| | | 1 | 49 | 19.2 | 19.1 | 18.8 | 19.3 | 0 | 20.4 | 19.7 | 19.5 | 19.7 | 19.6 | 0 | 20.9 | | |
| | | 25 | 0 | 19.1 | 19.3 | 18.9 | 19.3 | 0 | 20.4 | 19.6 | 19.7 | 19.7 | 19.8 | 0 | 20.9 | | |
| | 256QAM | 25 | 12 | 19.2 | 19.3 | 19.0 | 19.3 | 0 | 20.4 | 19.7 | 19.7 | 19.8 | 19.8 | 0 | 20.9 | | |
| | | 25 | 25 | 19.2 | 19.2 | 19.0 | 19.4 | 0 | 20.4 | 19.7 | 19.7 | 19.7 | 19.9 | 0 | 20.9 | | |
| | | 50 | 0 | 19.2 | 19.2 | 18.9 | 19.3 | 0 | 20.4 | 19.7 | 19.7 | 19.7 | 19.8 | 0 | 20.9 | | |
| | | 1 | 0 | 19.0 | 19.1 | 19.0 | 19.2 | 0.5 | 19.9 | 19.5 | 19.5 | 19.6 | 19.8 | 1 | 19.9 | | |
| | | 1 | 25 | 19.2 | 19.2 | 19.1 | 19.3 | 0.5 | 19.9 | 19.6 | 19.7 | 19.7 | 19.9 | 1 | 19.9 | | |
| | | 1 | 49 | 19.1 | 19.2 | 19.0 | 19.2 | 0.5 | 19.9 | 19.6 | 19.6 | 19.7 | 19.8 | 1 | 19.9 | | |
| | 5 | QPSK | 25 | 0 | 19.3 | 19.3 | 19.0 | 19.3 | 0 | 20.4 | 19.8 | 19.9 | 19.8 | 20.0 | 0 | 20.9 | |
| | | | 12 | 0 | 19.3 | 19.3 | 19.1 | 19.4 | 0 | 20.4 | 19.8 | 19.8 | 19.8 | 20.0 | 0 | 20.9 | |
| | | | 12 | 7 | 19.3 | 19.3 | 19.1 | 19.4 | 0 | 20.4 | 19.8 | 19.9 | 19.8 | 20.0 | 0 | 20.9 | |
| | | | 12 | 13 | 19.3 | 19.3 | 19.1 | 19.4 | 0 | 20.4 | 19.8 | 19.9 | 19.8 | 20.0 | 0 | 20.9 | |
| | | | 25 | 0 | 19.3 | 19.3 | 19.1 | 19.4 | 0 | 20.4 | 19.8 | 19.9 | 19.8 | 20.0 | 0 | 20.9 | |
| | | | 16QAM | 1 | 0 | 19.2 | 19.3 | 19.1 | 19.4 | 0 | 20.4 | 19.7 | 19.7 | 19.7 | 19.9 | 0 | 20.9 |
| 1 | | 12 | | 19.3 | 19.3 | 19.1 | 19.4 | 0 | 20.4 | 19.9 | 19.8 | 19.9 | 19.9 | 0 | 20.9 | | |
| 1 | | 24 | | 19.3 | 19.2 | 19.1 | 19.3 | 0 | 20.4 | 19.8 | 19.7 | 19.8 | 19.9 | 0 | 20.9 | | |
| 12 | | 0 | | 19.1 | 19.3 | 19.0 | 19.4 | 0 | 20.4 | 19.8 | 19.7 | 19.8 | 19.9 | 0 | 20.9 | | |
| 12 | | 7 | | 19.2 | 19.3 | 19.1 | 19.5 | 0 | 20.4 | 19.8 | 19.7 | 19.8 | 20.0 | 0 | 20.9 | | |
| 12 | | 13 | | 19.1 | 19.3 | 19.0 | 19.5 | 0 | 20.4 | 19.8 | 19.7 | 19.8 | 19.9 | 0 | 20.9 | | |
| 64QAM | | 25 | 0 | 19.2 | 19.3 | 19.1 | 19.4 | 0 | 20.4 | 19.7 | 19.7 | 19.7 | 19.9 | 0 | 20.9 | | |
| | | 1 | 0 | 19.2 | 19.1 | 19.0 | 19.3 | 0 | 20.4 | 19.8 | 19.6 | 19.8 | 19.8 | 0 | 20.9 | | |
| | | 1 | 12 | 19.2 | 19.2 | 19.1 | 19.4 | 0 | 20.4 | 19.6 | 19.8 | 19.6 | 19.8 | 0 | 20.9 | | |
| | | 12 | 0 | 19.2 | 19.2 | 19.0 | 19.3 | 0 | 20.4 | 19.7 | 19.7 | 19.7 | 19.9 | 0 | 20.9 | | |
| | | 12 | 7 | 19.2 | 19.2 | 19.1 | 19.4 | 0 | 20.4 | 19.7 | 19.8 | 19.7 | 19.9 | 0 | 20.9 | | |
| | | 12 | 13 | 19.2 | 19.2 | 19.0 | 19.4 | 0 | 20.4 | 19.7 | 19.7 | 19.7 | 19.9 | 0 | 20.9 | | |
| 256QAM | | 25 | 0 | 19.2 | 19.2 | 19.0 | 19.3 | 0 | 20.4 | 19.7 | 19.7 | 19.7 | 19.9 | 0 | 20.9 | | |
| | | 1 | 0 | 19.1 | 19.1 | 19.0 | 19.3 | 0.5 | 19.9 | 19.6 | 19.6 | 19.6 | 19.8 | 1 | 19.9 | | |
| | | 1 | 12 | 19.3 | 19.3 | 19.1 | 19.4 | 0.5 | 19.9 | 19.8 | 19.7 | 19.8 | 19.9 | 1 | 19.9 | | |
| | | 1 | 24 | 19.2 | 19.2 | 19.0 | 19.3 | 0.5 | 19.9 | 19.7 | 19.7 | 19.7 | 19.8 | 1 | 19.9 | | |
| | | 12 | 0 | 19.3 | 19.2 | 19.0 | 19.3 | 0.5 | 19.9 | 19.7 | 19.7 | 19.7 | 19.9 | 1 | 19.9 | | |
| | | 12 | 7 | 19.3 | 19.2 | 19.0 | 19.4 | 0.5 | 19.9 | 19.7 | 19.7 | 19.7 | 19.9 | 1 | 19.9 | | |

LTE Band 53 Measured Results (ANT1)

| BW (MHz) | Mode | RB Allocation | RB Offset | Power Mode A (dBm) | | | | Power Mode B (dBm) | | | |
|----------|--------|---------------|-----------|--------------------|-----|----------------|------------|--------------------|----------------|--|--|
| | | | | 60197 | MPR | Max Output Pwr | 60197 | MPR | Max Output Pwr | | |
| | | | | 2489.2 MHz | | | 2489.2 MHz | | | | |
| 10 | QPSK | 1 | 0 | 20.3 | 0 | 20.7 | 20.3 | 0 | 20.7 | | |
| | | 1 | 25 | 20.4 | 0 | 20.7 | 20.4 | 0 | 20.7 | | |
| | | 1 | 49 | 20.3 | 0 | 20.7 | 20.3 | 0 | 20.7 | | |
| | | 25 | 0 | 20.4 | 0 | 20.7 | 20.4 | 0 | 20.7 | | |
| | | 25 | 12 | 20.4 | 0 | 20.7 | 20.4 | 0 | 20.7 | | |
| | | 25 | 25 | 20.3 | 0 | 20.7 | 20.3 | 0 | 20.7 | | |
| | 16QAM | 50 | 0 | 20.3 | 0 | 20.7 | 20.3 | 0 | 20.7 | | |
| | | 1 | 0 | 20.4 | 0 | 20.7 | 20.4 | 0 | 20.7 | | |
| | | 1 | 25 | 20.4 | 0 | 20.7 | 20.4 | 0 | 20.7 | | |
| | | 1 | 49 | 20.3 | 0 | 20.7 | 20.3 | 0 | 20.7 | | |
| | | 25 | 0 | 20.4 | 0 | 20.7 | 20.4 | 0 | 20.7 | | |
| | | 25 | 12 | 20.3 | 0 | 20.7 | 20.3 | 0 | 20.7 | | |
| | 64QAM | 25 | 25 | 20.3 | 0 | 20.7 | 20.3 | 0 | 20.7 | | |
| | | 50 | 0 | 20.3 | 0 | 20.7 | 20.3 | 0 | 20.7 | | |
| | | 1 | 0 | 20.2 | 0 | 20.7 | 20.2 | 0 | 20.7 | | |
| | | 1 | 25 | 20.3 | 0 | 20.7 | 20.3 | 0 | 20.7 | | |
| | | 1 | 49 | 20.2 | 0 | 20.7 | 20.2 | 0 | 20.7 | | |
| | | 25 | 0 | 20.2 | 0 | 20.7 | 20.2 | 0 | 20.7 | | |
| | 256QAM | 25 | 12 | 20.2 | 0 | 20.7 | 20.2 | 0 | 20.7 | | |
| | | 25 | 25 | 20.2 | 0 | 20.7 | 20.2 | 0 | 20.7 | | |
| | | 50 | 0 | 20.2 | 0 | 20.7 | 20.2 | 0 | 20.7 | | |
| | | 1 | 0 | 20.0 | 0 | 20.7 | 20.0 | 0 | 20.7 | | |
| | | 1 | 25 | 20.2 | 0 | 20.7 | 20.2 | 0 | 20.7 | | |
| | | 1 | 49 | 20.1 | 0 | 20.7 | 20.1 | 0 | 20.7 | | |
| 5 | QPSK | 25 | 0 | 20.2 | 0 | 20.7 | 20.2 | 0 | 20.7 | | |
| | | 1 | 0 | 20.4 | 0 | 20.7 | 20.4 | 0 | 20.7 | | |
| | | 1 | 12 | 20.4 | 0 | 20.7 | 20.4 | 0 | 20.7 | | |
| | | 1 | 24 | 20.3 | 0 | 20.7 | 20.3 | 0 | 20.7 | | |
| | | 12 | 0 | 20.4 | 0 | 20.7 | 20.4 | 0 | 20.7 | | |
| | | 12 | 7 | 20.3 | 0 | 20.7 | 20.3 | 0 | 20.7 | | |
| | 16QAM | 12 | 13 | 20.3 | 0 | 20.7 | 20.3 | 0 | 20.7 | | |
| | | 25 | 0 | 20.3 | 0 | 20.7 | 20.3 | 0 | 20.7 | | |
| | | 1 | 0 | 20.4 | 0 | 20.7 | 20.4 | 0 | 20.7 | | |
| | | 1 | 12 | 20.5 | 0 | 20.7 | 20.5 | 0 | 20.7 | | |
| | | 1 | 24 | 20.4 | 0 | 20.7 | 20.4 | 0 | 20.7 | | |
| | | 12 | 0 | 20.4 | 0 | 20.7 | 20.4 | 0 | 20.7 | | |
| | 64QAM | 12 | 7 | 20.4 | 0 | 20.7 | 20.4 | 0 | 20.7 | | |
| | | 12 | 13 | 20.3 | 0 | 20.7 | 20.3 | 0 | 20.7 | | |
| | | 25 | 0 | 20.3 | 0 | 20.7 | 20.3 | 0 | 20.7 | | |
| | | 1 | 0 | 20.1 | 0 | 20.7 | 20.1 | 0 | 20.7 | | |
| | | 1 | 12 | 20.2 | 0 | 20.7 | 20.2 | 0 | 20.7 | | |
| | | 1 | 24 | 20.4 | 0 | 20.7 | 20.4 | 0 | 20.7 | | |
| | 256QAM | 12 | 0 | 20.2 | 0 | 20.7 | 20.2 | 0 | 20.7 | | |
| | | 12 | 7 | 20.2 | 0 | 20.7 | 20.2 | 0 | 20.7 | | |
| | | 12 | 13 | 20.2 | 0 | 20.7 | 20.2 | 0 | 20.7 | | |
| | | 25 | 0 | 20.2 | 0 | 20.7 | 20.2 | 0 | 20.7 | | |
| | | 1 | 0 | 20.1 | 0 | 20.7 | 20.1 | 0 | 20.7 | | |
| | | 1 | 12 | 20.3 | 0 | 20.7 | 20.3 | 0 | 20.7 | | |

LTE Band 53 Measured Results (ANT1) (continued)

| BW (MHz) | Mode | RB Allocation | RB Offset | Power Mode A (dBm) | | | | | Power Mode B (dBm) | | | | | |
|----------|--------|---------------|-----------|--------------------|------------|------------|------|----------------|--------------------|------------|------------|------|----------------|------|
| | | | | 60155 | 60197 | 60240 | MPR | Max Output Pwr | 60155 | 60197 | 60240 | MPR | Max Output Pwr | |
| | | | | 2485 MHz | 2489.2 MHz | 2493.5 MHz | | | 2485 MHz | 2489.2 MHz | 2493.5 MHz | | | |
| 3 | QPSK | 1 | 0 | 20.2 | 20.3 | 20.3 | 0 | 20.7 | 20.2 | 20.3 | 20.3 | 0 | 20.7 | |
| | | 1 | 8 | 20.3 | 20.4 | 20.3 | 0 | 20.7 | 20.3 | 20.4 | 20.3 | 0 | 20.7 | |
| | | 1 | 14 | 20.2 | 20.3 | 20.2 | 0 | 20.7 | 20.2 | 20.3 | 20.2 | 0 | 20.7 | |
| | | 8 | 0 | 20.3 | 20.4 | 20.4 | 0 | 20.7 | 20.3 | 20.4 | 20.4 | 0 | 20.7 | |
| | | 8 | 4 | 20.3 | 20.5 | 20.4 | 0 | 20.7 | 20.3 | 20.5 | 20.4 | 0 | 20.7 | |
| | | 8 | 7 | 20.4 | 20.4 | 20.4 | 0 | 20.7 | 20.4 | 20.4 | 20.4 | 0 | 20.7 | |
| | 16QAM | 15 | 0 | 20.3 | 20.3 | 20.3 | 0 | 20.7 | 20.3 | 20.3 | 20.3 | 0 | 20.7 | |
| | | 1 | 0 | 20.3 | 20.2 | 20.6 | 0 | 20.7 | 20.3 | 20.2 | 20.6 | 0 | 20.7 | |
| | | 1 | 8 | 20.4 | 20.3 | 20.4 | 0 | 20.7 | 20.4 | 20.3 | 20.4 | 0 | 20.7 | |
| | | 1 | 14 | 20.3 | 20.2 | 20.2 | 0 | 20.7 | 20.3 | 20.2 | 20.2 | 0 | 20.7 | |
| | | 8 | 0 | 20.3 | 20.4 | 20.3 | 0 | 20.7 | 20.3 | 20.4 | 20.3 | 0 | 20.7 | |
| | | 8 | 4 | 20.4 | 20.4 | 20.5 | 0 | 20.7 | 20.4 | 20.4 | 20.5 | 0 | 20.7 | |
| | 64QAM | 8 | 7 | 20.4 | 20.3 | 20.4 | 0 | 20.7 | 20.4 | 20.3 | 20.4 | 0 | 20.7 | |
| | | 15 | 0 | 20.3 | 20.3 | 20.3 | 0 | 20.7 | 20.3 | 20.3 | 20.3 | 0 | 20.7 | |
| | | 1 | 0 | 20.1 | 20.1 | 19.9 | 0 | 20.7 | 20.1 | 20.1 | 19.9 | 0 | 20.7 | |
| | | 1 | 8 | 20.3 | 20.1 | 20.1 | 0 | 20.7 | 20.3 | 20.1 | 20.1 | 0 | 20.7 | |
| | | 1 | 14 | 20.0 | 20.1 | 20.1 | 0 | 20.7 | 20.0 | 20.1 | 20.1 | 0 | 20.7 | |
| | | 8 | 0 | 20.2 | 20.2 | 20.2 | 0 | 20.7 | 20.2 | 20.2 | 20.2 | 0 | 20.7 | |
| | 256QAM | 8 | 4 | 20.2 | 20.2 | 20.2 | 0 | 20.7 | 20.2 | 20.2 | 20.2 | 0 | 20.7 | |
| | | 8 | 7 | 20.3 | 20.2 | 20.2 | 0 | 20.7 | 20.3 | 20.2 | 20.2 | 0 | 20.7 | |
| | | 15 | 0 | 20.2 | 20.2 | 20.2 | 0 | 20.7 | 20.2 | 20.2 | 20.2 | 0 | 20.7 | |
| | | 1 | 0 | 20.1 | 20.1 | 20.2 | 0 | 20.7 | 20.1 | 20.1 | 20.2 | 0 | 20.7 | |
| | | 1 | 8 | 20.2 | 20.2 | 20.2 | 0 | 20.7 | 20.2 | 20.2 | 20.2 | 0 | 20.7 | |
| | | 1 | 14 | 20.1 | 20.1 | 20.0 | 0 | 20.7 | 20.1 | 20.1 | 20.0 | 0 | 20.7 | |
| | 1.4 | QPSK | 8 | 0 | 20.2 | 20.2 | 20.2 | 0 | 20.7 | 20.2 | 20.2 | 20.2 | 0 | 20.7 |
| | | | 3 | 0 | 20.3 | 20.3 | 20.3 | 0 | 20.7 | 20.3 | 20.3 | 20.3 | 0 | 20.7 |
| | | | 3 | 1 | 20.3 | 20.3 | 20.3 | 0 | 20.7 | 20.3 | 20.3 | 20.3 | 0 | 20.7 |
| | | | 3 | 3 | 20.3 | 20.3 | 20.3 | 0 | 20.7 | 20.3 | 20.3 | 20.3 | 0 | 20.7 |
| | | | 6 | 0 | 20.3 | 20.3 | 20.2 | 0 | 20.7 | 20.3 | 20.3 | 20.2 | 0 | 20.7 |
| | | | 1 | 0 | 20.3 | 20.3 | 20.2 | 0 | 20.7 | 20.3 | 20.3 | 20.2 | 0 | 20.7 |
| 16QAM | | 1 | 3 | 20.4 | 20.3 | 20.2 | 0 | 20.7 | 20.4 | 20.3 | 20.2 | 0 | 20.7 | |
| | | 1 | 5 | 20.3 | 20.3 | 20.2 | 0 | 20.7 | 20.3 | 20.3 | 20.2 | 0 | 20.7 | |
| | | 3 | 0 | 20.2 | 20.3 | 20.2 | 0 | 20.7 | 20.2 | 20.3 | 20.2 | 0 | 20.7 | |
| | | 3 | 1 | 20.2 | 20.3 | 20.2 | 0 | 20.7 | 20.2 | 20.3 | 20.2 | 0 | 20.7 | |
| | | 3 | 3 | 20.2 | 20.3 | 20.2 | 0 | 20.7 | 20.2 | 20.3 | 20.2 | 0 | 20.7 | |
| | | 6 | 0 | 20.3 | 20.4 | 20.2 | 0 | 20.7 | 20.3 | 20.4 | 20.2 | 0 | 20.7 | |
| 64QAM | | 1 | 0 | 20.1 | 20.1 | 20.2 | 0 | 20.7 | 20.1 | 20.1 | 20.2 | 0 | 20.7 | |
| | | 1 | 3 | 20.1 | 20.2 | 20.2 | 0 | 20.7 | 20.1 | 20.2 | 20.2 | 0 | 20.7 | |
| | | 1 | 5 | 20.3 | 20.2 | 20.2 | 0 | 20.7 | 20.3 | 20.2 | 20.2 | 0 | 20.7 | |
| | | 3 | 0 | 19.9 | 20.2 | 20.2 | 0 | 20.7 | 19.9 | 20.2 | 20.2 | 0 | 20.7 | |
| | | 3 | 1 | 20.0 | 20.2 | 20.1 | 0 | 20.7 | 20.0 | 20.2 | 20.1 | 0 | 20.7 | |
| | | 3 | 3 | 20.0 | 20.3 | 20.1 | 0 | 20.7 | 20.0 | 20.3 | 20.1 | 0 | 20.7 | |
| 256QAM | | 6 | 0 | 20.2 | 20.1 | 20.2 | 0 | 20.7 | 20.2 | 20.1 | 20.2 | 0 | 20.7 | |
| | | 1 | 0 | 20.1 | 20.2 | 20.1 | 0 | 20.7 | 20.1 | 20.2 | 20.1 | 0 | 20.7 | |
| | | 1 | 3 | 20.0 | 20.1 | 20.2 | 0 | 20.7 | 20.0 | 20.1 | 20.2 | 0 | 20.7 | |
| | | 1 | 5 | 20.2 | 20.4 | 20.2 | 0 | 20.7 | 20.2 | 20.4 | 20.2 | 0 | 20.7 | |
| | | 3 | 0 | 20.2 | 20.1 | 20.2 | 0 | 20.7 | 20.2 | 20.1 | 20.2 | 0 | 20.7 | |
| | | 3 | 1 | 20.2 | 20.2 | 20.1 | 0 | 20.7 | 20.2 | 20.2 | 20.1 | 0 | 20.7 | |
| | | 3 | 3 | 20.2 | 20.2 | 20.2 | 0 | 20.7 | 20.2 | 20.2 | 20.2 | 0 | 20.7 | |
| | | 6 | 0 | 20.1 | 20.1 | 20.2 | 0 | 20.7 | 20.1 | 20.1 | 20.2 | 0 | 20.7 | |

LTE Band 53 Measured Results (ANT2)

| BW (MHz) | Mode | RB Allocation | RB Offset | Power Mode A (dBm) | | | | Power Mode B (dBm) | | | |
|----------|--------|---------------|-----------|---------------------|------|----------------|---------------------|--------------------|----------------|------|------|
| | | | | 60197 2489.2 MHz | MPR | Max Output Pwr | 60197 2489.2 MHz | MPR | Max Output Pwr | | |
| 10 | QPSK | 1 | 0 | 19.6 | 0 | 20.0 | 20.3 | 0 | 20.7 | | |
| | | 1 | 25 | 19.7 | 0 | 20.0 | 20.4 | 0 | 20.7 | | |
| | | 1 | 49 | 19.1 | 0 | 20.0 | 20.4 | 0 | 20.7 | | |
| | | 25 | 0 | 19.3 | 0 | 20.0 | 20.5 | 0 | 20.7 | | |
| | | 25 | 12 | 19.8 | 0 | 20.0 | 20.6 | 0 | 20.7 | | |
| | | 25 | 25 | 19.8 | 0 | 20.0 | 20.2 | 0 | 20.7 | | |
| | 16QAM | 50 | 0 | 19.2 | 0 | 20.0 | 19.9 | 0 | 20.7 | | |
| | | 1 | 0 | 19.8 | 0 | 20.0 | 20.4 | 0 | 20.7 | | |
| | | 1 | 25 | 19.8 | 0 | 20.0 | 20.5 | 0 | 20.7 | | |
| | | 1 | 49 | 19.8 | 0 | 20.0 | 20.6 | 0 | 20.7 | | |
| | | 25 | 0 | 19.8 | 0 | 20.0 | 20.5 | 0 | 20.7 | | |
| | | 25 | 12 | 19.8 | 0 | 20.0 | 20.6 | 0 | 20.7 | | |
| | 64QAM | 25 | 25 | 19.8 | 0 | 20.0 | 20.6 | 0 | 20.7 | | |
| | | 50 | 0 | 19.8 | 0 | 20.0 | 20.5 | 0 | 20.7 | | |
| | | 1 | 0 | 19.8 | 0 | 20.0 | 20.3 | 0 | 20.7 | | |
| | | 1 | 25 | 19.8 | 0 | 20.0 | 20.4 | 0 | 20.7 | | |
| | | 1 | 49 | 19.8 | 0 | 20.0 | 20.4 | 0 | 20.7 | | |
| | | 25 | 0 | 19.8 | 0 | 20.0 | 20.5 | 0 | 20.7 | | |
| | 256QAM | 25 | 12 | 19.8 | 0 | 20.0 | 20.5 | 0 | 20.7 | | |
| | | 25 | 25 | 19.9 | 0 | 20.0 | 20.5 | 0 | 20.7 | | |
| | | 50 | 0 | 19.8 | 0 | 20.0 | 20.5 | 0 | 20.7 | | |
| | | 1 | 0 | 18.4 | 1.3 | 18.7 | 18.3 | 2 | 18.7 | | |
| | | 1 | 25 | 18.5 | 1.3 | 18.7 | 18.5 | 2 | 18.7 | | |
| | | 1 | 49 | 18.5 | 1.3 | 18.7 | 18.5 | 2 | 18.7 | | |
| | 5 | QPSK | 25 | 0 | 18.5 | 1.3 | 18.7 | 18.5 | 2 | 18.7 | |
| | | | 25 | 12 | 18.6 | 1.3 | 18.7 | 18.5 | 2 | 18.7 | |
| | | | 25 | 25 | 18.6 | 1.3 | 18.7 | 18.5 | 2 | 18.7 | |
| | | | 50 | 0 | 18.5 | 1.3 | 18.7 | 18.5 | 2 | 18.7 | |
| | | | 16QAM | 1 | 0 | 19.6 | 0 | 20.0 | 20.4 | 0 | 20.7 |
| | | | | 1 | 12 | 19.8 | 0 | 20.0 | 20.5 | 0 | 20.7 |
| | | 1 | | 24 | 19.7 | 0 | 20.0 | 20.5 | 0 | 20.7 | |
| | | 12 | | 0 | 19.8 | 0 | 20.0 | 20.5 | 0 | 20.7 | |
| | | 12 | | 7 | 19.8 | 0 | 20.0 | 20.5 | 0 | 20.7 | |
| 12 | | 13 | | 19.8 | 0 | 20.0 | 20.5 | 0 | 20.7 | | |
| 25 | | 0 | | 19.7 | 0 | 20.0 | 20.5 | 0 | 20.7 | | |
| 64QAM | | 1 | | 0 | 19.7 | 0 | 20.0 | 20.5 | 0 | 20.7 | |
| | | 1 | | 12 | 19.9 | 0 | 20.0 | 20.6 | 0 | 20.7 | |
| | | 1 | 24 | 19.8 | 0 | 20.0 | 20.5 | 0 | 20.7 | | |
| | | 12 | 0 | 19.8 | 0 | 20.0 | 20.4 | 0 | 20.7 | | |
| | 12 | 7 | 19.8 | 0 | 20.0 | 20.5 | 0 | 20.7 | | | |
| | 12 | 13 | 19.8 | 0 | 20.0 | 20.5 | 0 | 20.7 | | | |
| 256QAM | 25 | 0 | 19.8 | 0 | 20.0 | 20.5 | 0 | 20.7 | | | |
| | 1 | 0 | 18.3 | 1.3 | 18.7 | 18.4 | 2 | 18.7 | | | |
| | 1 | 12 | 18.4 | 1.3 | 18.7 | 18.5 | 2 | 18.7 | | | |
| | 1 | 24 | 18.4 | 1.3 | 18.7 | 18.4 | 2 | 18.7 | | | |
| | 12 | 0 | 18.4 | 1.3 | 18.7 | 18.5 | 2 | 18.7 | | | |
| | 12 | 7 | 18.5 | 1.3 | 18.7 | 18.5 | 2 | 18.7 | | | |
| | 12 | 13 | 18.5 | 1.3 | 18.7 | 18.5 | 2 | 18.7 | | | |
| | 25 | 0 | 18.4 | 1.3 | 18.7 | 18.5 | 2 | 18.7 | | | |
| | 25 | 0 | 18.4 | 1.3 | 18.7 | 18.5 | 2 | 18.7 | | | |

LTE Band 66 Measured Results (ANT1) (continued)

Table with columns for BW (MHz), Mode, RB Allocation, RB Offset, Power Mode A (dBm), MPR, Max Output Pwr, Power Mode B (dBm), and Max Output Pwr. It contains two main sections for BW values of 10 and 5 MHz, with various modulation schemes like QPSK, 16QAM, 64QAM, and 256QAM.

LTE Band 66 Measured Results (ANT1) (continued)

| BW (MHz) | Mode | RB Allocation | RB Offset | Power Mode A (dBm) | | | | | Power Mode B (dBm) | | | | | |
|----------|--------|---------------|-----------|--------------------|----------|------------|------|----------------|--------------------|----------|------------|------|----------------|------|
| | | | | 131987 | 132322 | 132657 | MPR | Max Output Pwr | 131987 | 132322 | 132657 | MPR | Max Output Pwr | |
| | | | | 1711.5 MHz | 1745 MHz | 1778.5 MHz | | | 1711.5 MHz | 1745 MHz | 1778.5 MHz | | | |
| 3 | QPSK | 1 | 0 | 25.3 | 25.2 | 25.1 | 0 | 25.3 | 18.4 | 18.4 | 18.4 | 0 | 19.5 | |
| | | 1 | 8 | 25.3 | 25.2 | 25.2 | 0 | 25.3 | 18.5 | 18.3 | 18.4 | 0 | 19.5 | |
| | | 1 | 14 | 25.3 | 25.2 | 25.0 | 0 | 25.3 | 18.4 | 18.2 | 18.3 | 0 | 19.5 | |
| | | 8 | 0 | 24.7 | 24.7 | 24.5 | 0.6 | 24.7 | 18.5 | 18.3 | 18.4 | 0 | 19.5 | |
| | | 8 | 4 | 24.7 | 24.7 | 24.6 | 0.6 | 24.7 | 18.5 | 18.3 | 18.4 | 0 | 19.5 | |
| | | 8 | 7 | 24.7 | 24.7 | 24.6 | 0.6 | 24.7 | 18.5 | 18.3 | 18.4 | 0 | 19.5 | |
| | 16QAM | 15 | 0 | 24.7 | 24.6 | 24.5 | 0.6 | 24.7 | 18.5 | 18.3 | 18.4 | 0 | 19.5 | |
| | | 1 | 0 | 24.7 | 24.7 | 24.7 | 0.6 | 24.7 | 18.8 | 18.5 | 18.5 | 0 | 19.5 | |
| | | 1 | 8 | 24.7 | 24.7 | 24.7 | 0.6 | 24.7 | 18.8 | 18.5 | 18.6 | 0 | 19.5 | |
| | | 1 | 14 | 24.7 | 24.7 | 24.7 | 0.6 | 24.7 | 18.8 | 18.5 | 18.5 | 0 | 19.5 | |
| | | 8 | 0 | 23.7 | 23.7 | 23.6 | 1.6 | 23.7 | 18.6 | 18.4 | 18.3 | 0 | 19.5 | |
| | | 8 | 4 | 23.7 | 23.7 | 23.6 | 1.6 | 23.7 | 18.6 | 18.4 | 18.3 | 0 | 19.5 | |
| | 64QAM | 8 | 7 | 23.7 | 23.7 | 23.6 | 1.6 | 23.7 | 18.6 | 18.4 | 18.3 | 0 | 19.5 | |
| | | 15 | 0 | 23.7 | 23.7 | 23.6 | 1.6 | 23.7 | 18.5 | 18.4 | 18.3 | 0 | 19.5 | |
| | | 1 | 0 | 23.7 | 23.7 | 23.5 | 1.6 | 23.7 | 18.4 | 18.4 | 18.4 | 0 | 19.5 | |
| | | 1 | 8 | 23.7 | 23.7 | 23.6 | 1.6 | 23.7 | 18.3 | 18.4 | 18.4 | 0 | 19.5 | |
| | | 1 | 14 | 23.7 | 23.7 | 23.7 | 1.6 | 23.7 | 18.4 | 18.4 | 18.3 | 0 | 19.5 | |
| | | 8 | 0 | 22.7 | 22.6 | 22.5 | 2.6 | 22.7 | 18.4 | 18.3 | 18.3 | 0 | 19.5 | |
| | 256QAM | 8 | 4 | 22.7 | 22.7 | 22.6 | 2.6 | 22.7 | 18.4 | 18.4 | 18.3 | 0 | 19.5 | |
| | | 8 | 7 | 22.7 | 22.7 | 22.6 | 2.6 | 22.7 | 18.3 | 18.4 | 18.3 | 0 | 19.5 | |
| | | 15 | 0 | 22.7 | 22.6 | 22.5 | 2.6 | 22.7 | 18.3 | 18.3 | 18.2 | 0 | 19.5 | |
| | | 1 | 0 | 20.7 | 20.6 | 20.7 | 4.6 | 20.7 | 18.4 | 18.3 | 18.3 | 0 | 19.5 | |
| | | 1 | 8 | 20.7 | 20.7 | 20.7 | 4.6 | 20.7 | 18.3 | 18.4 | 18.4 | 0 | 19.5 | |
| | | 1 | 14 | 20.7 | 20.7 | 20.6 | 4.6 | 20.7 | 18.3 | 18.3 | 18.3 | 0 | 19.5 | |
| | 1.4 | QPSK | 8 | 0 | 20.7 | 20.6 | 20.5 | 4.6 | 20.7 | 18.4 | 18.3 | 18.2 | 0 | 19.5 |
| | | | 8 | 7 | 20.7 | 20.7 | 20.6 | 4.6 | 20.7 | 18.4 | 18.4 | 18.3 | 0 | 19.5 |
| | | | 1 | 0 | 20.7 | 20.7 | 20.6 | 4.6 | 20.7 | 18.4 | 18.3 | 18.3 | 0 | 19.5 |
| 1 | | | 8 | 20.7 | 20.6 | 20.5 | 4.6 | 20.7 | 18.4 | 18.3 | 18.2 | 0 | 19.5 | |
| 1 | | | 14 | 20.7 | 20.7 | 20.6 | 4.6 | 20.7 | 18.3 | 18.3 | 18.3 | 0 | 19.5 | |
| 8 | | | 0 | 20.7 | 20.6 | 20.5 | 4.6 | 20.7 | 18.4 | 18.3 | 18.2 | 0 | 19.5 | |
| 16QAM | | 8 | 4 | 20.7 | 20.7 | 20.6 | 4.6 | 20.7 | 18.4 | 18.3 | 18.3 | 0 | 19.5 | |
| | | 8 | 7 | 20.7 | 20.7 | 20.6 | 4.6 | 20.7 | 18.2 | 18.4 | 18.3 | 0 | 19.5 | |
| | | 15 | 0 | 20.7 | 20.6 | 20.5 | 4.6 | 20.7 | 18.3 | 18.3 | 18.2 | 0 | 19.5 | |
| | | 1 | 0 | 24.7 | 24.7 | 24.7 | 0.6 | 24.7 | 18.8 | 18.6 | 18.3 | 0 | 19.5 | |
| | | 1 | 3 | 24.7 | 24.7 | 24.7 | 0.6 | 24.7 | 18.8 | 18.6 | 18.4 | 0 | 19.5 | |
| | | 1 | 5 | 24.7 | 24.7 | 24.7 | 0.6 | 24.7 | 18.7 | 18.6 | 18.4 | 0 | 19.5 | |
| 64QAM | | 3 | 0 | 24.7 | 24.7 | 24.7 | 0.6 | 24.7 | 18.6 | 18.4 | 18.3 | 0 | 19.5 | |
| | | 3 | 1 | 24.7 | 24.7 | 24.7 | 0.6 | 24.7 | 18.6 | 18.4 | 18.3 | 0 | 19.5 | |
| | | 3 | 3 | 24.7 | 24.7 | 24.6 | 0.6 | 24.7 | 18.6 | 18.4 | 18.2 | 0 | 19.5 | |
| | | 6 | 0 | 23.7 | 23.7 | 23.6 | 1.6 | 23.7 | 18.5 | 18.4 | 18.2 | 0 | 19.5 | |
| | | 1 | 0 | 23.7 | 23.7 | 23.5 | 1.6 | 23.7 | 18.4 | 18.3 | 18.3 | 0 | 19.5 | |
| | | 1 | 3 | 23.7 | 23.7 | 23.7 | 1.6 | 23.7 | 18.4 | 18.2 | 18.2 | 0 | 19.5 | |
| 256QAM | | 1 | 5 | 23.7 | 23.7 | 23.6 | 1.6 | 23.7 | 18.3 | 18.3 | 18.3 | 0 | 19.5 | |
| | | 3 | 0 | 23.7 | 23.7 | 23.7 | 1.6 | 23.7 | 18.3 | 18.2 | 18.3 | 0 | 19.5 | |
| | | 3 | 1 | 23.7 | 23.6 | 23.7 | 1.6 | 23.7 | 18.4 | 18.2 | 18.3 | 0 | 19.5 | |
| | | 3 | 3 | 23.7 | 23.7 | 23.7 | 1.6 | 23.7 | 18.4 | 18.2 | 18.3 | 0 | 19.5 | |
| | | 6 | 0 | 22.7 | 22.7 | 22.5 | 2.6 | 22.7 | 18.4 | 18.3 | 18.2 | 0 | 19.5 | |
| | | 1 | 0 | 20.7 | 20.7 | 20.6 | 4.6 | 20.7 | 18.3 | 18.4 | 18.3 | 0 | 19.5 | |
| QPSK | | 1 | 3 | 20.7 | 20.7 | 20.6 | 4.6 | 20.7 | 18.4 | 18.4 | 18.3 | 0 | 19.5 | |
| | | 1 | 5 | 20.7 | 20.7 | 20.5 | 4.6 | 20.7 | 18.4 | 18.3 | 18.3 | 0 | 19.5 | |
| | | 3 | 0 | 20.7 | 20.7 | 20.5 | 4.6 | 20.7 | 18.4 | 18.3 | 18.2 | 0 | 19.5 | |
| | 3 | 1 | 20.7 | 20.7 | 20.5 | 4.6 | 20.7 | 18.4 | 18.3 | 18.2 | 0 | 19.5 | | |
| | 3 | 3 | 20.7 | 20.7 | 20.5 | 4.6 | 20.7 | 18.4 | 18.3 | 18.2 | 0 | 19.5 | | |
| | 6 | 0 | 20.7 | 20.7 | 20.5 | 4.6 | 20.7 | 18.4 | 18.4 | 18.3 | 0 | 19.5 | | |

LTE Band 66 Measured Results (ANT2)

| BW (MHz) | Mode | RB Allocation | RB Offset | Power Mode A (dBm) | | | | | Power Mode B (dBm) | | | | |
|----------|--------|---------------|-----------|--------------------|----------|------------|------|----------------|--------------------|----------|------------|------|----------------|
| | | | | 132072 | 132322 | 132572 | MPR | Max Output Pwr | 132072 | 132322 | 132572 | MPR | Max Output Pwr |
| | | | | 1720 MHz | 1745 MHz | 1770 MHz | | | 1720 MHz | 1745 MHz | 1770 MHz | | |
| 20 | QPSK | 1 | 0 | 19.0 | 18.9 | 18.8 | 0 | 20.0 | 18.8 | 18.6 | 18.5 | 0 | 19.4 |
| | | 1 | 49 | 19.0 | 18.9 | 18.9 | 0 | 20.0 | 18.8 | 18.6 | 18.6 | 0 | 19.4 |
| | | 1 | 99 | 19.0 | 18.9 | 18.8 | 0 | 20.0 | 18.7 | 18.6 | 18.5 | 0 | 19.4 |
| | | 50 | 0 | 19.2 | 19.0 | 18.9 | 0 | 20.0 | 18.8 | 18.7 | 18.6 | 0 | 19.4 |
| | | 50 | 24 | 19.2 | 19.0 | 19.0 | 0 | 20.0 | 18.9 | 18.8 | 18.7 | 0 | 19.4 |
| | | 50 | 50 | 19.1 | 19.0 | 18.9 | 0 | 20.0 | 18.8 | 18.7 | 18.6 | 0 | 19.4 |
| | 100 | 0 | 19.1 | 19.1 | 18.9 | 0 | 20.0 | 18.5 | 18.7 | 18.6 | 0 | 19.4 | |
| | 16QAM | 1 | 0 | 19.3 | 19.2 | 19.2 | 0 | 20.0 | 19.1 | 18.9 | 18.8 | 0 | 19.4 |
| | | 1 | 49 | 19.3 | 19.2 | 19.2 | 0 | 20.0 | 19.0 | 18.9 | 18.8 | 0 | 19.4 |
| | | 1 | 99 | 19.2 | 19.3 | 19.1 | 0 | 20.0 | 19.0 | 18.9 | 18.8 | 0 | 19.4 |
| | | 50 | 0 | 19.2 | 19.0 | 18.9 | 0 | 20.0 | 19.0 | 18.7 | 18.6 | 0 | 19.4 |
| | | 50 | 24 | 19.2 | 19.0 | 19.0 | 0 | 20.0 | 18.9 | 18.7 | 18.7 | 0 | 19.4 |
| | | 50 | 50 | 19.1 | 19.0 | 18.9 | 0 | 20.0 | 18.8 | 18.7 | 18.7 | 0 | 19.4 |
| | 100 | 0 | 19.2 | 19.0 | 18.9 | 0 | 20.0 | 18.8 | 18.7 | 18.6 | 0 | 19.4 | |
| | 64QAM | 1 | 0 | 19.3 | 19.3 | 19.0 | 0 | 20.0 | 19.0 | 18.7 | 18.7 | 0 | 19.4 |
| | | 1 | 49 | 19.3 | 19.2 | 19.0 | 0 | 20.0 | 19.0 | 18.7 | 18.8 | 0 | 19.4 |
| | | 1 | 99 | 19.3 | 19.2 | 19.0 | 0 | 20.0 | 19.0 | 18.7 | 18.6 | 0 | 19.4 |
| | | 50 | 0 | 19.2 | 19.0 | 18.9 | 0 | 20.0 | 18.9 | 18.7 | 18.6 | 0 | 19.4 |
| | | 50 | 24 | 19.2 | 19.0 | 19.0 | 0 | 20.0 | 18.9 | 18.7 | 18.7 | 0 | 19.4 |
| | | 50 | 50 | 19.1 | 19.0 | 18.9 | 0 | 20.0 | 18.8 | 18.7 | 18.6 | 0 | 19.4 |
| | 100 | 0 | 19.1 | 19.0 | 18.9 | 0 | 20.0 | 18.9 | 18.7 | 18.6 | 0 | 19.4 | |
| | 256QAM | 1 | 0 | 18.4 | 18.2 | 18.3 | 0 | 20.0 | 18.4 | 18.4 | 18.3 | 0 | 19.4 |
| | | 1 | 49 | 18.2 | 18.4 | 18.4 | 0 | 20.0 | 18.2 | 18.4 | 18.2 | 0 | 19.4 |
| | | 1 | 99 | 18.4 | 18.3 | 18.3 | 0 | 20.0 | 18.3 | 18.4 | 18.2 | 0 | 19.4 |
| 50 | | 0 | 18.2 | 18.3 | 18.2 | 0 | 20.0 | 18.2 | 18.2 | 18.2 | 0 | 19.4 | |
| 50 | | 24 | 18.3 | 18.3 | 18.3 | 0 | 20.0 | 18.3 | 18.3 | 18.4 | 0 | 19.4 | |
| 50 | | 50 | 18.3 | 18.4 | 18.4 | 0 | 20.0 | 18.3 | 18.2 | 18.2 | 0 | 19.4 | |
| 100 | 0 | 18.2 | 18.3 | 18.3 | 0 | 20.0 | 18.2 | 18.3 | 18.4 | 0 | 19.4 | | |
| BW (MHz) | Mode | RB Allocation | RB Offset | Power Mode A (dBm) | | | | | Power Mode B (dBm) | | | | |
| | | | | 132047 | 132322 | 132597 | MPR | Max Output Pwr | 132047 | 132322 | 132597 | MPR | Max Output Pwr |
| | | | | 1717.5 MHz | 1745 MHz | 1772.5 MHz | | | 1717.5 MHz | 1745 MHz | 1772.5 MHz | | |
| 15 | QPSK | 1 | 0 | 19.1 | 18.9 | 18.8 | 0 | 20.0 | 18.8 | 18.6 | 18.5 | 0 | 19.4 |
| | | 1 | 37 | 19.1 | 18.9 | 18.9 | 0 | 20.0 | 18.8 | 18.6 | 18.6 | 0 | 19.4 |
| | | 1 | 74 | 19.1 | 18.9 | 18.8 | 0 | 20.0 | 18.8 | 18.6 | 18.5 | 0 | 19.4 |
| | | 36 | 0 | 19.2 | 19.0 | 18.9 | 0 | 20.0 | 18.9 | 18.7 | 18.6 | 0 | 19.4 |
| | | 36 | 20 | 19.1 | 19.0 | 18.8 | 0 | 20.0 | 18.8 | 18.7 | 18.6 | 0 | 19.4 |
| | | 36 | 39 | 19.1 | 19.0 | 18.9 | 0 | 20.0 | 18.9 | 18.7 | 18.7 | 0 | 19.4 |
| | 16QAM | 1 | 0 | 19.3 | 19.2 | 19.1 | 0 | 20.0 | 19.0 | 18.9 | 18.8 | 0 | 19.4 |
| | | 1 | 37 | 19.5 | 19.2 | 19.1 | 0 | 20.0 | 19.1 | 18.9 | 18.9 | 0 | 19.4 |
| | | 1 | 74 | 19.4 | 19.2 | 19.0 | 0 | 20.0 | 19.1 | 18.8 | 18.8 | 0 | 19.4 |
| | | 36 | 0 | 19.2 | 19.0 | 18.9 | 0 | 20.0 | 18.9 | 18.7 | 18.6 | 0 | 19.4 |
| | | 36 | 20 | 19.2 | 19.0 | 18.9 | 0 | 20.0 | 18.9 | 18.7 | 18.6 | 0 | 19.4 |
| | | 36 | 39 | 19.2 | 19.0 | 18.9 | 0 | 20.0 | 18.9 | 18.7 | 18.6 | 0 | 19.4 |
| | 64QAM | 1 | 0 | 19.1 | 19.0 | 18.9 | 0 | 20.0 | 19.0 | 18.7 | 18.7 | 0 | 19.4 |
| | | 1 | 37 | 19.1 | 19.0 | 18.9 | 0 | 20.0 | 19.1 | 18.7 | 18.7 | 0 | 19.4 |
| | | 1 | 74 | 19.1 | 19.0 | 18.9 | 0 | 20.0 | 19.0 | 18.7 | 18.6 | 0 | 19.4 |
| | | 36 | 0 | 19.2 | 19.0 | 18.9 | 0 | 20.0 | 18.9 | 18.7 | 18.6 | 0 | 19.4 |
| | | 36 | 20 | 19.2 | 19.0 | 18.9 | 0 | 20.0 | 18.9 | 18.7 | 18.6 | 0 | 19.4 |
| | | 36 | 39 | 19.2 | 19.0 | 19.0 | 0 | 20.0 | 18.9 | 18.7 | 18.7 | 0 | 19.4 |
| | 256QAM | 1 | 0 | 18.2 | 18.2 | 18.4 | 0 | 20.0 | 18.3 | 18.2 | 18.2 | 0 | 19.4 |
| | | 1 | 37 | 18.3 | 18.2 | 18.4 | 0 | 20.0 | 18.3 | 18.4 | 18.2 | 0 | 19.4 |
| | | 1 | 74 | 18.3 | 18.3 | 18.4 | 0 | 20.0 | 18.3 | 18.2 | 18.3 | 0 | 19.4 |
| | | 36 | 0 | 18.2 | 18.3 | 18.2 | 0 | 20.0 | 18.2 | 18.3 | 18.4 | 0 | 19.4 |
| | | 36 | 20 | 18.3 | 18.4 | 18.2 | 0 | 20.0 | 18.2 | 18.3 | 18.2 | 0 | 19.4 |
| | | 36 | 39 | 18.2 | 18.4 | 18.2 | 0 | 20.0 | 18.3 | 18.4 | 18.4 | 0 | 19.4 |
| 75 | 0 | 18.4 | 18.3 | 18.2 | 0 | 20.0 | 18.3 | 18.4 | 18.2 | 0 | 19.4 | | |

LTE Band 66 Measured Results (ANT2) (continued)

| BW (MHz) | Mode | RB Allocation | RB Offset | Power Mode A (dBm) | | | | | Power Mode B (dBm) | | | | | |
|------------|--------|---------------|------------|--------------------|------------|----------|------------|----------------|--------------------|----------|----------|--------|----------------|----------------|
| | | | | 132022 | 132322 | 132622 | MPR | Max Output Pwr | 132022 | 132322 | 132622 | MPR | Max Output Pwr | |
| | | | | 1715 MHz | 1745 MHz | 1775 MHz | | | 1715 MHz | 1745 MHz | 1775 MHz | | | |
| 10 | QPSK | 1 | 0 | 19.3 | 19.0 | 19.0 | 0 | 20.0 | 19.0 | 18.8 | 18.7 | 0 | 19.4 | |
| | | 1 | 25 | 19.3 | 19.1 | 19.1 | 0 | 20.0 | 19.0 | 18.8 | 18.7 | 0 | 19.4 | |
| | | 1 | 49 | 19.2 | 19.1 | 19.0 | 0 | 20.0 | 18.9 | 18.8 | 18.7 | 0 | 19.4 | |
| | | 25 | 0 | 19.4 | 19.1 | 19.0 | 0 | 20.0 | 19.0 | 18.8 | 18.7 | 0 | 19.4 | |
| | | 25 | 12 | 19.3 | 19.2 | 19.0 | 0 | 20.0 | 19.0 | 18.9 | 18.7 | 0 | 19.4 | |
| | | 25 | 25 | 19.3 | 19.1 | 19.1 | 0 | 20.0 | 18.9 | 18.8 | 18.8 | 0 | 19.4 | |
| | 16QAM | 50 | 0 | 19.3 | 19.1 | 19.0 | 0 | 20.0 | 18.9 | 18.8 | 18.7 | 0 | 19.4 | |
| | | 1 | 0 | 19.5 | 19.4 | 19.2 | 0 | 20.0 | 19.2 | 19.0 | 19.0 | 0 | 19.4 | |
| | | 1 | 25 | 19.5 | 19.5 | 19.3 | 0 | 20.0 | 19.2 | 19.1 | 19.1 | 0 | 19.4 | |
| | | 1 | 49 | 19.5 | 19.4 | 19.2 | 0 | 20.0 | 19.2 | 19.0 | 19.0 | 0 | 19.4 | |
| | | 25 | 0 | 19.4 | 19.1 | 19.1 | 0 | 20.0 | 19.0 | 18.9 | 18.8 | 0 | 19.4 | |
| | | 25 | 12 | 19.3 | 19.1 | 19.1 | 0 | 20.0 | 19.0 | 18.9 | 18.8 | 0 | 19.4 | |
| | 64QAM | 25 | 25 | 19.2 | 19.1 | 19.1 | 0 | 20.0 | 19.0 | 18.9 | 18.8 | 0 | 19.4 | |
| | | 50 | 0 | 19.3 | 19.1 | 19.0 | 0 | 20.0 | 18.9 | 18.8 | 18.7 | 0 | 19.4 | |
| | | 1 | 0 | 19.4 | 19.2 | 19.1 | 0 | 20.0 | 19.2 | 18.8 | 18.9 | 0 | 19.4 | |
| | | 1 | 25 | 19.4 | 19.3 | 19.2 | 0 | 20.0 | 19.3 | 18.9 | 19.0 | 0 | 19.4 | |
| | | 1 | 49 | 19.4 | 19.3 | 19.1 | 0 | 20.0 | 19.2 | 18.9 | 19.0 | 0 | 19.4 | |
| | | 25 | 0 | 19.4 | 19.1 | 19.1 | 0 | 20.0 | 19.1 | 18.8 | 18.8 | 0 | 19.4 | |
| | 256QAM | 25 | 12 | 19.3 | 19.2 | 19.1 | 0 | 20.0 | 19.0 | 18.9 | 18.7 | 0 | 19.4 | |
| | | 25 | 25 | 19.3 | 19.1 | 19.1 | 0 | 20.0 | 19.0 | 18.8 | 18.8 | 0 | 19.4 | |
| | | 50 | 0 | 19.3 | 19.1 | 19.1 | 0 | 20.0 | 19.0 | 18.8 | 18.7 | 0 | 19.4 | |
| | | 1 | 0 | 18.2 | 18.3 | 18.2 | 0 | 20.0 | 18.4 | 18.3 | 18.3 | 0 | 19.4 | |
| | | 1 | 25 | 18.4 | 18.4 | 18.2 | 0 | 20.0 | 18.2 | 18.3 | 18.3 | 0 | 19.4 | |
| | | 1 | 49 | 18.3 | 18.4 | 18.3 | 0 | 20.0 | 18.4 | 18.2 | 18.3 | 0 | 19.4 | |
| | 5 | QPSK | 25 | 0 | 18.3 | 18.3 | 18.3 | 0 | 20.0 | 18.2 | 18.3 | 18.2 | 0 | 19.4 |
| | | | 25 | 12 | 18.3 | 18.3 | 18.3 | 0 | 20.0 | 18.2 | 18.3 | 18.2 | 0 | 19.4 |
| | | | 25 | 25 | 18.2 | 18.3 | 18.3 | 0 | 20.0 | 18.4 | 18.3 | 18.3 | 0 | 19.4 |
| | | | 50 | 0 | 18.3 | 18.4 | 18.3 | 0 | 20.0 | 18.3 | 18.3 | 18.3 | 0 | 19.4 |
| 131997 | | | 1712.5 MHz | 132322 | 1745 MHz | 132647 | 1777.5 MHz | MPR | Max Output Pwr | 131997 | 132322 | 132647 | MPR | Max Output Pwr |
| 1712.5 MHz | | | 1745 MHz | 1777.5 MHz | 1712.5 MHz | 1745 MHz | 1777.5 MHz | | | | | | | |
| QPSK | | 1 | 0 | 19.2 | 19.0 | 19.0 | 0 | 20.0 | 18.9 | 18.7 | 18.7 | 0 | 19.4 | |
| | | 1 | 12 | 19.3 | 19.1 | 19.0 | 0 | 20.0 | 19.0 | 18.8 | 18.7 | 0 | 19.4 | |
| | | 1 | 24 | 19.2 | 19.0 | 19.0 | 0 | 20.0 | 18.9 | 18.7 | 18.7 | 0 | 19.4 | |
| | | 12 | 0 | 19.3 | 19.1 | 19.1 | 0 | 20.0 | 19.0 | 18.8 | 18.8 | 0 | 19.4 | |
| | | 12 | 7 | 19.3 | 19.1 | 19.1 | 0 | 20.0 | 19.1 | 18.9 | 18.8 | 0 | 19.4 | |
| | | 12 | 13 | 19.3 | 19.1 | 19.0 | 0 | 20.0 | 19.0 | 18.8 | 18.7 | 0 | 19.4 | |
| 16QAM | | 25 | 0 | 19.3 | 19.1 | 19.0 | 0 | 20.0 | 19.0 | 18.8 | 18.7 | 0 | 19.4 | |
| | | 1 | 0 | 19.6 | 19.4 | 19.3 | 0 | 20.0 | 19.3 | 19.1 | 19.1 | 0 | 19.4 | |
| | | 1 | 12 | 19.7 | 19.5 | 19.4 | 0 | 20.0 | 19.4 | 19.2 | 19.1 | 0 | 19.4 | |
| | | 1 | 24 | 19.6 | 19.4 | 19.4 | 0 | 20.0 | 19.3 | 19.1 | 19.0 | 0 | 19.4 | |
| | | 12 | 0 | 19.3 | 19.1 | 19.1 | 0 | 20.0 | 19.0 | 18.8 | 18.9 | 0 | 19.4 | |
| | | 12 | 7 | 19.3 | 19.2 | 19.2 | 0 | 20.0 | 19.0 | 18.8 | 18.9 | 0 | 19.4 | |
| 64QAM | | 12 | 13 | 19.3 | 19.2 | 19.2 | 0 | 20.0 | 19.0 | 18.8 | 18.8 | 0 | 19.4 | |
| | | 25 | 0 | 19.3 | 19.1 | 19.1 | 0 | 20.0 | 19.0 | 18.8 | 18.8 | 0 | 19.4 | |
| | | 1 | 0 | 19.6 | 19.2 | 19.2 | 0 | 20.0 | 19.3 | 19.0 | 19.0 | 0 | 19.4 | |
| | | 1 | 12 | 19.7 | 19.2 | 19.2 | 0 | 20.0 | 19.2 | 19.1 | 19.1 | 0 | 19.4 | |
| | | 1 | 24 | 19.6 | 19.2 | 19.2 | 0 | 20.0 | 19.2 | 19.0 | 19.0 | 0 | 19.4 | |
| | | 12 | 0 | 19.4 | 19.1 | 19.1 | 0 | 20.0 | 19.0 | 18.8 | 18.8 | 0 | 19.4 | |
| 256QAM | | 12 | 7 | 19.4 | 19.2 | 19.2 | 0 | 20.0 | 19.1 | 18.9 | 18.8 | 0 | 19.4 | |
| | | 12 | 13 | 19.4 | 19.1 | 19.1 | 0 | 20.0 | 19.1 | 18.8 | 18.8 | 0 | 19.4 | |
| | | 25 | 0 | 19.4 | 19.1 | 19.1 | 0 | 20.0 | 19.1 | 18.8 | 18.8 | 0 | 19.4 | |
| | | 1 | 0 | 18.2 | 18.2 | 18.4 | 0 | 20.0 | 18.3 | 18.2 | 18.4 | 0 | 19.4 | |
| | 1 | 12 | 18.2 | 18.3 | 18.2 | 0 | 20.0 | 18.2 | 18.2 | 18.3 | 0 | 19.4 | | |
| | 1 | 24 | 18.2 | 18.2 | 18.2 | 0 | 20.0 | 18.2 | 18.4 | 18.4 | 0 | 19.4 | | |
| 256QAM | 12 | 0 | 18.2 | 18.2 | 18.2 | 0 | 20.0 | 18.3 | 18.3 | 18.3 | 0 | 19.4 | | |
| | 12 | 7 | 18.2 | 18.3 | 18.3 | 0 | 20.0 | 18.4 | 18.2 | 18.4 | 0 | 19.4 | | |
| | 12 | 13 | 18.3 | 18.3 | 18.4 | 0 | 20.0 | 18.2 | 18.3 | 18.4 | 0 | 19.4 | | |
| | 25 | 0 | 18.3 | 18.2 | 18.3 | 0 | 20.0 | 18.4 | 18.4 | 18.2 | 0 | 19.4 | | |

LTE Band 66 Measured Results (ANT2) (continued)

| BW (MHz) | Mode | RB Allocation | RB Offset | Power Mode A (dBm) | | | | | Power Mode B (dBm) | | | | | |
|----------|--------|---------------|-----------|--------------------|----------|------------|------|----------------|--------------------|----------|------------|------|----------------|------|
| | | | | 131987 | 132322 | 132657 | MPR | Max Output Pwr | 131987 | 132322 | 132657 | MPR | Max Output Pwr | |
| | | | | 1711.5 MHz | 1745 MHz | 1778.5 MHz | | | 1711.5 MHz | 1745 MHz | 1778.5 MHz | | | |
| 3 | QPSK | 1 | 0 | 19.2 | 19.0 | 19.0 | 0 | 20.0 | 19.0 | 18.7 | 18.7 | 0 | 19.4 | |
| | | 1 | 8 | 19.3 | 19.1 | 19.0 | 0 | 20.0 | 19.1 | 18.8 | 18.8 | 0 | 19.4 | |
| | | 1 | 14 | 19.2 | 19.0 | 19.0 | 0 | 20.0 | 19.0 | 18.8 | 18.7 | 0 | 19.4 | |
| | | 8 | 0 | 19.3 | 19.1 | 19.0 | 0 | 20.0 | 19.0 | 18.8 | 18.7 | 0 | 19.4 | |
| | | 8 | 4 | 19.3 | 19.1 | 19.0 | 0 | 20.0 | 19.1 | 18.8 | 18.8 | 0 | 19.4 | |
| | | 8 | 7 | 19.3 | 19.1 | 19.0 | 0 | 20.0 | 19.0 | 18.8 | 18.7 | 0 | 19.4 | |
| | 16QAM | 15 | 0 | 19.3 | 19.1 | 19.0 | 0 | 20.0 | 19.0 | 18.8 | 18.7 | 0 | 19.4 | |
| | | 1 | 0 | 19.5 | 19.3 | 19.2 | 0 | 20.0 | 19.2 | 19.0 | 19.0 | 0 | 19.4 | |
| | | 1 | 8 | 19.6 | 19.4 | 19.3 | 0 | 20.0 | 19.3 | 19.1 | 19.0 | 0 | 19.4 | |
| | | 1 | 14 | 19.5 | 19.3 | 19.2 | 0 | 20.0 | 19.2 | 19.0 | 18.9 | 0 | 19.4 | |
| | | 8 | 0 | 19.4 | 19.2 | 19.1 | 0 | 20.0 | 19.1 | 18.9 | 18.8 | 0 | 19.4 | |
| | | 8 | 4 | 19.4 | 19.2 | 19.1 | 0 | 20.0 | 19.1 | 18.9 | 18.8 | 0 | 19.4 | |
| | 64QAM | 8 | 7 | 19.4 | 19.2 | 19.1 | 0 | 20.0 | 19.1 | 18.9 | 18.8 | 0 | 19.4 | |
| | | 15 | 0 | 19.4 | 19.2 | 19.0 | 0 | 20.0 | 19.1 | 18.8 | 18.8 | 0 | 19.4 | |
| | | 1 | 0 | 19.4 | 19.2 | 19.3 | 0 | 20.0 | 19.1 | 19.0 | 18.8 | 0 | 19.4 | |
| | | 1 | 8 | 19.4 | 19.4 | 19.4 | 0 | 20.0 | 19.1 | 19.0 | 19.1 | 0 | 19.4 | |
| | | 1 | 14 | 19.5 | 19.2 | 19.4 | 0 | 20.0 | 19.2 | 19.0 | 18.7 | 0 | 19.4 | |
| | | 8 | 0 | 19.4 | 19.1 | 19.0 | 0 | 20.0 | 19.1 | 18.9 | 18.8 | 0 | 19.4 | |
| | 256QAM | 8 | 4 | 19.4 | 19.2 | 19.1 | 0 | 20.0 | 19.1 | 18.9 | 18.8 | 0 | 19.4 | |
| | | 8 | 7 | 19.4 | 19.1 | 19.1 | 0 | 20.0 | 19.1 | 18.9 | 18.8 | 0 | 19.4 | |
| | | 15 | 0 | 19.4 | 19.1 | 19.1 | 0 | 20.0 | 19.1 | 18.9 | 18.8 | 0 | 19.4 | |
| | | 1 | 0 | 18.3 | 18.3 | 18.3 | 0 | 20.0 | 18.4 | 18.4 | 18.4 | 0 | 19.4 | |
| | | 1 | 8 | 18.3 | 18.3 | 18.3 | 0 | 20.0 | 18.4 | 18.2 | 18.2 | 0 | 19.4 | |
| | | 1 | 14 | 18.3 | 18.2 | 18.3 | 0 | 20.0 | 18.4 | 18.3 | 18.4 | 0 | 19.4 | |
| | 1.4 | QPSK | 8 | 0 | 18.2 | 18.3 | 18.4 | 0 | 20.0 | 18.2 | 18.2 | 18.3 | 0 | 19.4 |
| | | | 8 | 7 | 18.4 | 18.3 | 18.4 | 0 | 20.0 | 18.2 | 18.3 | 18.2 | 0 | 19.4 |
| | | | 15 | 0 | 18.3 | 18.3 | 18.3 | 0 | 20.0 | 18.2 | 18.4 | 18.3 | 0 | 19.4 |
| | | | 1 | 0 | 19.2 | 19.0 | 18.9 | 0 | 20.0 | 19.0 | 18.7 | 18.7 | 0 | 19.4 |
| | | | 1 | 3 | 19.2 | 19.0 | 19.0 | 0 | 20.0 | 19.0 | 18.8 | 18.7 | 0 | 19.4 |
| | | | 1 | 5 | 19.2 | 19.0 | 18.9 | 0 | 20.0 | 19.0 | 18.8 | 18.7 | 0 | 19.4 |
| 16QAM | | 3 | 0 | 19.3 | 19.0 | 19.0 | 0 | 20.0 | 19.0 | 18.7 | 18.7 | 0 | 19.4 | |
| | | 3 | 1 | 19.2 | 19.0 | 19.0 | 0 | 20.0 | 19.0 | 18.7 | 18.7 | 0 | 19.4 | |
| | | 3 | 3 | 19.3 | 19.0 | 18.9 | 0 | 20.0 | 19.0 | 18.7 | 18.7 | 0 | 19.4 | |
| | | 6 | 0 | 19.2 | 19.0 | 18.9 | 0 | 20.0 | 19.0 | 18.7 | 18.6 | 0 | 19.4 | |
| | | 1 | 0 | 19.4 | 19.3 | 19.3 | 0 | 20.0 | 19.2 | 19.0 | 18.9 | 0 | 19.4 | |
| | | 1 | 3 | 19.4 | 19.3 | 19.2 | 0 | 20.0 | 19.3 | 19.1 | 19.0 | 0 | 19.4 | |
| 64QAM | | 1 | 5 | 19.4 | 19.3 | 19.2 | 0 | 20.0 | 19.3 | 19.0 | 18.9 | 0 | 19.4 | |
| | | 3 | 0 | 19.4 | 19.2 | 19.1 | 0 | 20.0 | 19.2 | 18.9 | 18.9 | 0 | 19.4 | |
| | | 3 | 3 | 19.4 | 19.1 | 19.1 | 0 | 20.0 | 19.2 | 18.9 | 18.8 | 0 | 19.4 | |
| | | 6 | 0 | 19.3 | 19.1 | 19.0 | 0 | 20.0 | 19.1 | 18.8 | 18.8 | 0 | 19.4 | |
| | | 1 | 0 | 19.4 | 19.4 | 19.0 | 0 | 20.0 | 19.2 | 19.0 | 18.8 | 0 | 19.4 | |
| | | 1 | 3 | 19.3 | 19.4 | 19.2 | 0 | 20.0 | 19.2 | 19.1 | 18.7 | 0 | 19.4 | |
| 256QAM | | 1 | 5 | 19.4 | 19.0 | 19.0 | 0 | 20.0 | 19.2 | 18.9 | 18.8 | 0 | 19.4 | |
| | | 3 | 0 | 19.6 | 19.1 | 19.2 | 0 | 20.0 | 19.0 | 18.8 | 18.8 | 0 | 19.4 | |
| | | 3 | 1 | 19.6 | 19.1 | 19.1 | 0 | 20.0 | 19.0 | 18.8 | 18.8 | 0 | 19.4 | |
| | | 3 | 3 | 19.6 | 19.1 | 19.1 | 0 | 20.0 | 19.0 | 18.8 | 18.8 | 0 | 19.4 | |
| | | 6 | 0 | 19.3 | 19.1 | 19.1 | 0 | 20.0 | 19.1 | 18.8 | 18.8 | 0 | 19.4 | |
| | | 1 | 0 | 18.2 | 18.2 | 18.3 | 0 | 20.0 | 18.3 | 18.3 | 18.3 | 0 | 19.4 | |
| 256QAM | | 1 | 3 | 18.4 | 18.2 | 18.4 | 0 | 20.0 | 18.3 | 18.3 | 18.4 | 0 | 19.4 | |
| | | 1 | 5 | 18.4 | 18.3 | 18.3 | 0 | 20.0 | 18.4 | 18.3 | 18.3 | 0 | 19.4 | |
| | | 3 | 0 | 18.2 | 18.4 | 18.3 | 0 | 20.0 | 18.4 | 18.3 | 18.2 | 0 | 19.4 | |
| | | 3 | 1 | 18.2 | 18.3 | 18.2 | 0 | 20.0 | 18.2 | 18.3 | 18.4 | 0 | 19.4 | |
| | | 3 | 3 | 18.4 | 18.4 | 18.4 | 0 | 20.0 | 18.4 | 18.2 | 18.2 | 0 | 19.4 | |
| | | 6 | 0 | 18.2 | 18.4 | 18.3 | 0 | 20.0 | 18.3 | 18.4 | 18.4 | 0 | 19.4 | |

LTE Band 66 Measured Results (ANT3) (continued)

| BW (MHz) | Mode | RB Allocation | RB Offset | Power Mode A (dBm) | | | | | Power Mode B (dBm) | | | | |
|----------|--------|---------------|-----------|--------------------|----------|------------|------|----------------|--------------------|----------|------------|------|----------------|
| | | | | 131987 | 132322 | 132657 | MPR | Max Output Pwr | 131987 | 132322 | 132657 | MPR | Max Output Pwr |
| | | | | 1711.5 MHz | 1745 MHz | 1778.5 MHz | | | 1711.5 MHz | 1745 MHz | 1778.5 MHz | | |
| 3 | QPSK | 1 | 0 | 22.8 | 22.8 | 22.8 | 0 | 22.8 | 21.6 | 21.6 | 21.6 | 0 | 22.1 |
| | | 1 | 8 | 22.8 | 22.8 | 22.8 | 0 | 22.8 | 21.7 | 21.8 | 21.5 | 0 | 22.1 |
| | | 1 | 14 | 22.8 | 22.8 | 22.8 | 0 | 22.8 | 21.6 | 21.7 | 21.5 | 0 | 22.1 |
| | | 8 | 0 | 22.8 | 22.8 | 22.8 | 0 | 22.8 | 21.7 | 21.7 | 21.6 | 0 | 22.1 |
| | | 8 | 4 | 22.8 | 22.8 | 22.8 | 0 | 22.8 | 21.8 | 21.7 | 21.6 | 0 | 22.1 |
| | | 8 | 7 | 22.8 | 22.8 | 22.8 | 0 | 22.8 | 21.8 | 21.8 | 21.5 | 0 | 22.1 |
| | 16QAM | 15 | 0 | 22.8 | 22.8 | 22.8 | 0 | 22.8 | 21.7 | 21.7 | 21.5 | 0 | 22.1 |
| | | 1 | 0 | 22.8 | 22.8 | 22.8 | 0 | 22.8 | 21.9 | 22.0 | 22.0 | 0 | 22.1 |
| | | 1 | 8 | 22.8 | 22.8 | 22.8 | 0 | 22.8 | 22.1 | 22.1 | 21.9 | 0 | 22.1 |
| | | 1 | 14 | 22.8 | 22.8 | 22.8 | 0 | 22.8 | 21.9 | 22.0 | 22.0 | 0 | 22.1 |
| | | 8 | 0 | 22.8 | 22.8 | 22.8 | 0 | 22.8 | 21.8 | 21.7 | 21.6 | 0 | 22.1 |
| | | 8 | 4 | 22.8 | 22.8 | 22.8 | 0 | 22.8 | 21.8 | 21.8 | 21.6 | 0 | 22.1 |
| | 64QAM | 8 | 7 | 22.8 | 22.8 | 22.8 | 0 | 22.8 | 21.8 | 21.9 | 21.6 | 0 | 22.1 |
| | | 15 | 0 | 22.8 | 22.8 | 22.8 | 0 | 22.8 | 21.7 | 21.7 | 21.6 | 0 | 22.1 |
| | | 1 | 0 | 22.6 | 22.6 | 22.6 | 0 | 22.8 | 21.7 | 21.6 | 21.6 | 0 | 22.1 |
| | | 1 | 8 | 22.7 | 22.7 | 22.6 | 0 | 22.8 | 22.0 | 22.0 | 21.6 | 0 | 22.1 |
| | | 1 | 14 | 22.6 | 22.7 | 22.6 | 0 | 22.8 | 21.7 | 21.7 | 21.6 | 0 | 22.1 |
| | | 8 | 0 | 22.4 | 22.4 | 22.3 | 0.3 | 22.5 | 21.8 | 21.8 | 21.6 | 0 | 22.1 |
| | 256QAM | 8 | 4 | 22.4 | 22.4 | 22.3 | 0.3 | 22.5 | 21.6 | 21.6 | 21.1 | 0 | 22.1 |
| | | 8 | 7 | 22.3 | 22.4 | 22.4 | 0.3 | 22.5 | 21.8 | 21.6 | 21.6 | 0 | 22.1 |
| | | 15 | 0 | 22.4 | 22.4 | 22.4 | 0.3 | 22.5 | 21.7 | 21.6 | 21.6 | 0 | 22.1 |
| | | 1 | 0 | 20.4 | 20.4 | 20.4 | 2.3 | 20.5 | 20.4 | 20.4 | 20.4 | 1.6 | 20.5 |
| | | 1 | 8 | 20.4 | 20.4 | 20.3 | 2.3 | 20.5 | 20.5 | 20.3 | 20.4 | 1.6 | 20.5 |
| | | 1 | 14 | 20.3 | 20.4 | 20.4 | 2.3 | 20.5 | 20.5 | 20.4 | 20.4 | 1.6 | 20.5 |
| 1.4 | QPSK | 8 | 0 | 20.4 | 20.4 | 20.3 | 2.3 | 20.5 | 20.4 | 20.3 | 20.3 | 1.6 | 20.5 |
| | | 8 | 4 | 20.4 | 20.4 | 20.4 | 2.3 | 20.5 | 20.5 | 20.2 | 20.3 | 1.6 | 20.5 |
| | | 8 | 7 | 20.3 | 20.3 | 20.4 | 2.3 | 20.5 | 20.5 | 20.3 | 20.3 | 1.6 | 20.5 |
| | | 15 | 0 | 20.4 | 20.4 | 20.4 | 2.3 | 20.5 | 20.5 | 20.3 | 20.2 | 1.6 | 20.5 |
| | | 1 | 0 | 22.8 | 22.8 | 22.8 | 0 | 22.8 | 21.7 | 21.7 | 21.7 | 0 | 22.1 |
| | | 1 | 3 | 22.8 | 22.8 | 22.8 | 0 | 22.8 | 21.8 | 21.8 | 21.8 | 0 | 22.1 |
| | 16QAM | 1 | 5 | 22.8 | 22.8 | 22.8 | 0 | 22.8 | 21.8 | 21.8 | 21.8 | 0 | 22.1 |
| | | 3 | 0 | 22.8 | 22.8 | 22.8 | 0 | 22.8 | 21.8 | 21.8 | 21.8 | 0 | 22.1 |
| | | 3 | 1 | 22.8 | 22.8 | 22.8 | 0 | 22.8 | 21.8 | 21.8 | 21.8 | 0 | 22.1 |
| | | 3 | 3 | 22.8 | 22.8 | 22.8 | 0 | 22.8 | 21.8 | 21.8 | 21.8 | 0 | 22.1 |
| | | 6 | 0 | 22.8 | 22.8 | 22.8 | 0 | 22.8 | 21.8 | 21.8 | 21.8 | 0 | 22.1 |
| | | 1 | 0 | 22.8 | 22.8 | 22.8 | 0 | 22.8 | 22.1 | 22.0 | 22.1 | 0 | 22.1 |
| | 64QAM | 1 | 3 | 22.8 | 22.8 | 22.8 | 0 | 22.8 | 22.1 | 22.0 | 22.1 | 0 | 22.1 |
| | | 1 | 5 | 22.8 | 22.8 | 22.8 | 0 | 22.8 | 22.1 | 22.0 | 22.1 | 0 | 22.1 |
| | | 3 | 0 | 22.8 | 22.8 | 22.8 | 0 | 22.8 | 22.0 | 22.0 | 21.9 | 0 | 22.1 |
| | | 3 | 1 | 22.8 | 22.8 | 22.8 | 0 | 22.8 | 22.0 | 22.0 | 21.9 | 0 | 22.1 |
| | | 3 | 3 | 22.8 | 22.8 | 22.8 | 0 | 22.8 | 22.0 | 22.0 | 22.0 | 0 | 22.1 |
| | | 6 | 0 | 22.8 | 22.8 | 22.8 | 0 | 22.8 | 21.8 | 21.9 | 21.9 | 0 | 22.1 |
| | 256QAM | 1 | 0 | 22.7 | 22.7 | 22.7 | 0 | 22.8 | 21.7 | 21.7 | 21.9 | 0 | 22.1 |
| | | 1 | 3 | 22.6 | 22.6 | 22.6 | 0 | 22.8 | 22.1 | 22.1 | 22.0 | 0 | 22.1 |
| | | 1 | 5 | 22.6 | 22.7 | 22.6 | 0 | 22.8 | 21.7 | 21.7 | 22.0 | 0 | 22.1 |
| | | 3 | 0 | 22.4 | 22.4 | 22.4 | 0 | 22.8 | 21.9 | 22.0 | 21.9 | 0 | 22.1 |
| | | 3 | 1 | 22.4 | 22.4 | 22.4 | 0 | 22.8 | 21.7 | 21.7 | 21.9 | 0 | 22.1 |
| | | 3 | 3 | 22.4 | 22.4 | 22.4 | 0 | 22.8 | 22.0 | 21.9 | 21.9 | 0 | 22.1 |
| 256QAM | 6 | 0 | 22.4 | 22.4 | 22.4 | 0.3 | 22.5 | 21.7 | 21.7 | 21.7 | 0 | 22.1 | |
| | 1 | 0 | 20.4 | 20.4 | 20.3 | 2.3 | 20.5 | 20.5 | 20.5 | 20.5 | 1.6 | 20.5 | |
| | 1 | 3 | 20.4 | 20.3 | 20.4 | 2.3 | 20.5 | 20.5 | 20.5 | 20.5 | 1.6 | 20.5 | |
| | 1 | 5 | 20.3 | 20.4 | 20.4 | 2.3 | 20.5 | 20.5 | 20.5 | 20.5 | 1.6 | 20.5 | |
| | 3 | 0 | 20.3 | 20.3 | 20.4 | 2.3 | 20.5 | 20.5 | 20.5 | 20.5 | 1.6 | 20.5 | |
| | 3 | 1 | 20.4 | 20.3 | 20.4 | 2.3 | 20.5 | 20.5 | 20.5 | 20.5 | 1.6 | 20.5 | |

LTE Band 66 Measured Results (ANT4)

| BW (MHz) | Mode | RB Allocation | RB Offset | Power Mode A (dBm) | | | | | Power Mode B (dBm) | | | | | |
|----------|--------|---------------|-----------|--------------------|----------|----------|------|----------------|--------------------|----------|----------|------|----------------|------|
| | | | | 132072 | 132322 | 132572 | MPR | Max Output Pwr | 132072 | 132322 | 132572 | MPR | Max Output Pwr | |
| | | | | 1720 MHz | 1745 MHz | 1770 MHz | | | 1720 MHz | 1745 MHz | 1770 MHz | | | |
| 20 | QPSK | 1 | 0 | 19.9 | 19.7 | 19.6 | 0 | 20.8 | 21.2 | 21.3 | 21.1 | 0 | 21.7 | |
| | | 1 | 49 | 19.9 | 19.7 | 19.6 | 0 | 20.8 | 21.2 | 21.4 | 21.1 | 0 | 21.7 | |
| | | 1 | 99 | 19.9 | 19.7 | 19.5 | 0 | 20.8 | 21.2 | 21.3 | 20.9 | 0 | 21.7 | |
| | | 50 | 0 | 20.0 | 19.7 | 19.6 | 0 | 20.8 | 21.2 | 21.4 | 21.1 | 0 | 21.7 | |
| | | 50 | 24 | 20.0 | 19.8 | 19.7 | 0 | 20.8 | 21.3 | 21.4 | 21.1 | 0 | 21.7 | |
| | | 50 | 50 | 19.9 | 19.8 | 19.7 | 0 | 20.8 | 21.3 | 21.4 | 21.1 | 0 | 21.7 | |
| | 16QAM | 1 | 0 | 19.9 | 19.9 | 19.6 | 0 | 20.8 | 21.3 | 21.3 | 21.1 | 0 | 21.7 | |
| | | 1 | 49 | 20.2 | 20.1 | 19.9 | 0 | 20.8 | 21.4 | 21.6 | 21.4 | 0 | 21.7 | |
| | | 1 | 99 | 20.1 | 20.0 | 19.8 | 0 | 20.8 | 21.5 | 21.6 | 21.2 | 0 | 21.7 | |
| | | 50 | 0 | 20.0 | 19.8 | 19.6 | 0 | 20.8 | 20.8 | 20.8 | 20.8 | 0.8 | 20.9 | |
| | | 50 | 24 | 20.0 | 19.8 | 19.7 | 0 | 20.8 | 20.8 | 20.8 | 20.9 | 0.8 | 20.9 | |
| | | 50 | 50 | 19.9 | 19.8 | 19.6 | 0 | 20.8 | 20.8 | 20.8 | 20.8 | 0.8 | 20.9 | |
| | 64QAM | 100 | 0 | 20.0 | 19.8 | 19.6 | 0 | 20.8 | 20.8 | 20.8 | 20.8 | 0.8 | 20.9 | |
| | | 1 | 0 | 20.7 | 20.8 | 20.7 | 0 | 20.8 | 20.8 | 20.9 | 20.8 | 0.8 | 20.9 | |
| | | 1 | 49 | 20.7 | 20.8 | 20.8 | 0 | 20.8 | 20.8 | 20.8 | 20.8 | 0.8 | 20.9 | |
| | | 1 | 99 | 20.7 | 20.8 | 20.8 | 0 | 20.8 | 20.8 | 20.9 | 20.9 | 0.8 | 20.9 | |
| | | 50 | 0 | 19.9 | 19.8 | 19.8 | 0.9 | 19.9 | 19.9 | 19.8 | 19.8 | 1.8 | 19.9 | |
| | | 50 | 24 | 19.8 | 19.9 | 19.8 | 0.9 | 19.9 | 19.9 | 19.8 | 19.8 | 1.8 | 19.9 | |
| | 256QAM | 50 | 50 | 19.9 | 19.9 | 19.8 | 0.9 | 19.9 | 19.8 | 19.9 | 19.9 | 1.8 | 19.9 | |
| | | 100 | 0 | 19.9 | 19.8 | 19.8 | 0.9 | 19.9 | 19.8 | 19.9 | 19.9 | 1.8 | 19.9 | |
| | | 1 | 0 | 17.8 | 17.9 | 17.8 | 2.9 | 17.9 | 17.8 | 17.8 | 17.8 | 3.8 | 17.9 | |
| | | 1 | 49 | 17.8 | 17.8 | 17.8 | 2.9 | 17.9 | 17.8 | 17.8 | 17.9 | 3.8 | 17.9 | |
| | | 1 | 99 | 17.9 | 17.9 | 17.8 | 2.9 | 17.9 | 17.8 | 17.9 | 17.8 | 3.8 | 17.9 | |
| | | 50 | 0 | 17.8 | 17.8 | 17.8 | 2.9 | 17.9 | 17.8 | 17.8 | 17.8 | 3.8 | 17.9 | |
| | 15 | QPSK | 50 | 24 | 17.8 | 17.8 | 17.8 | 2.9 | 17.9 | 17.8 | 17.8 | 17.8 | 3.8 | 17.9 |
| | | | 50 | 50 | 17.8 | 17.9 | 17.8 | 2.9 | 17.9 | 17.8 | 17.8 | 17.8 | 3.8 | 17.9 |
| | | | 100 | 0 | 17.8 | 17.8 | 17.9 | 2.9 | 17.9 | 17.8 | 17.8 | 17.8 | 3.8 | 17.9 |
| | | | 1 | 0 | 19.9 | 19.7 | 19.6 | 0 | 20.8 | 21.2 | 21.3 | 21.1 | 0 | 21.7 |
| | | | 1 | 37 | 19.9 | 19.7 | 19.6 | 0 | 20.8 | 21.2 | 21.3 | 21.1 | 0 | 21.7 |
| | | | 1 | 74 | 19.9 | 19.7 | 19.5 | 0 | 20.8 | 21.2 | 21.3 | 20.9 | 0 | 21.7 |
| 16QAM | | 36 | 0 | 20.0 | 19.7 | 19.6 | 0 | 20.8 | 21.2 | 21.4 | 21.1 | 0 | 21.7 | |
| | | 36 | 20 | 20.0 | 19.8 | 19.6 | 0 | 20.8 | 21.3 | 21.3 | 21.1 | 0 | 21.7 | |
| | | 36 | 39 | 20.0 | 19.8 | 19.7 | 0 | 20.8 | 21.3 | 21.4 | 21.1 | 0 | 21.7 | |
| | | 75 | 0 | 20.0 | 19.8 | 19.6 | 0 | 20.8 | 21.3 | 21.4 | 21.1 | 0 | 21.7 | |
| | | 1 | 0 | 20.2 | 20.1 | 19.9 | 0 | 20.8 | 21.5 | 21.7 | 21.3 | 0 | 21.7 | |
| | | 1 | 37 | 20.2 | 20.1 | 19.9 | 0 | 20.8 | 21.6 | 21.7 | 21.3 | 0 | 21.7 | |
| 64QAM | | 1 | 74 | 20.2 | 20.0 | 19.7 | 0 | 20.8 | 21.5 | 21.6 | 21.1 | 0 | 21.7 | |
| | | 36 | 0 | 20.0 | 19.8 | 19.7 | 0 | 20.8 | 20.9 | 20.9 | 20.9 | 0.8 | 20.9 | |
| | | 36 | 20 | 20.0 | 19.8 | 19.6 | 0 | 20.8 | 20.8 | 20.8 | 20.8 | 0.8 | 20.9 | |
| | | 36 | 39 | 20.0 | 19.8 | 19.7 | 0 | 20.8 | 20.8 | 20.8 | 20.8 | 0.8 | 20.9 | |
| | | 75 | 0 | 20.0 | 19.8 | 19.6 | 0 | 20.8 | 20.9 | 20.8 | 20.9 | 0.8 | 20.9 | |
| | | 1 | 0 | 20.7 | 20.7 | 20.7 | 0 | 20.8 | 20.9 | 20.8 | 20.8 | 0.8 | 20.9 | |
| 256QAM | | 1 | 37 | 20.7 | 20.7 | 20.8 | 0 | 20.8 | 20.8 | 20.8 | 20.8 | 0.8 | 20.9 | |
| | | 1 | 74 | 20.7 | 20.8 | 20.8 | 0 | 20.8 | 20.9 | 20.8 | 20.9 | 0.8 | 20.9 | |
| | | 36 | 0 | 19.8 | 19.8 | 19.8 | 0.9 | 19.9 | 19.9 | 19.8 | 19.9 | 1.8 | 19.9 | |
| | | 36 | 20 | 19.8 | 19.9 | 19.8 | 0.9 | 19.9 | 19.8 | 19.9 | 19.8 | 1.8 | 19.9 | |
| | | 36 | 39 | 19.8 | 19.8 | 19.9 | 0.9 | 19.9 | 19.9 | 19.8 | 19.8 | 1.8 | 19.9 | |
| | | 75 | 0 | 19.9 | 19.9 | 19.8 | 0.9 | 19.9 | 19.8 | 19.8 | 19.8 | 1.8 | 19.9 | |

LTE Band 66 Measured Results (ANT4) (continued)

| BW (MHz) | Mode | RB Allocation | RB Offset | Power Mode A (dBm) | | | | | Power Mode B (dBm) | | | | | |
|----------|--------|---------------|-----------|--------------------|----------|----------|------|----------------|--------------------|----------|----------|------|----------------|------|
| | | | | 132022 | 132322 | 132622 | MPR | Max Output Pwr | 132022 | 132322 | 132622 | MPR | Max Output Pwr | |
| | | | | 1715 MHz | 1745 MHz | 1775 MHz | | | 1715 MHz | 1745 MHz | 1775 MHz | | | |
| 10 | QPSK | 1 | 0 | 20.1 | 19.8 | 19.8 | 0 | 20.8 | 21.4 | 21.4 | 21.2 | 0 | 21.7 | |
| | | 1 | 25 | 20.1 | 19.9 | 19.8 | 0 | 20.8 | 21.5 | 21.5 | 21.2 | 0 | 21.7 | |
| | | 1 | 49 | 20.0 | 19.8 | 19.7 | 0 | 20.8 | 21.4 | 21.4 | 21.1 | 0 | 21.7 | |
| | | 25 | 0 | 20.1 | 19.9 | 19.7 | 0 | 20.8 | 21.4 | 21.5 | 21.3 | 0 | 21.7 | |
| | | 25 | 12 | 20.1 | 19.9 | 19.7 | 0 | 20.8 | 21.5 | 21.5 | 21.3 | 0 | 21.7 | |
| | | 25 | 25 | 20.1 | 19.9 | 19.8 | 0 | 20.8 | 21.5 | 21.5 | 21.2 | 0 | 21.7 | |
| | 16QAM | 50 | 0 | 20.1 | 19.9 | 19.7 | 0 | 20.8 | 21.5 | 21.5 | 21.2 | 0 | 21.7 | |
| | | 1 | 0 | 20.3 | 20.2 | 20.1 | 0 | 20.8 | 21.6 | 21.7 | 21.5 | 0 | 21.7 | |
| | | 1 | 25 | 20.3 | 20.2 | 20.1 | 0 | 20.8 | 21.7 | 21.7 | 21.5 | 0 | 21.7 | |
| | | 1 | 49 | 20.3 | 20.2 | 20.0 | 0 | 20.8 | 21.7 | 21.7 | 21.4 | 0 | 21.7 | |
| | | 25 | 0 | 20.2 | 19.9 | 19.8 | 0 | 20.8 | 20.8 | 20.9 | 20.8 | 0.8 | 20.9 | |
| | | 25 | 12 | 20.2 | 20.0 | 19.9 | 0 | 20.8 | 20.8 | 20.8 | 20.9 | 0.8 | 20.9 | |
| | 64QAM | 25 | 25 | 20.2 | 19.9 | 19.9 | 0 | 20.8 | 20.8 | 20.8 | 20.9 | 0.8 | 20.9 | |
| | | 50 | 0 | 20.1 | 19.9 | 19.8 | 0 | 20.8 | 20.8 | 20.8 | 20.9 | 0.8 | 20.9 | |
| | | 1 | 0 | 20.8 | 20.7 | 20.7 | 0 | 20.8 | 20.8 | 20.9 | 20.9 | 0.8 | 20.9 | |
| | | 1 | 25 | 20.8 | 20.7 | 20.7 | 0 | 20.8 | 20.8 | 20.8 | 20.9 | 0.8 | 20.9 | |
| | | 1 | 49 | 20.8 | 20.7 | 20.7 | 0 | 20.8 | 20.8 | 20.8 | 20.8 | 0.8 | 20.9 | |
| | | 25 | 0 | 19.9 | 19.8 | 19.8 | 0.9 | 19.9 | 19.8 | 19.8 | 19.8 | 1.8 | 19.9 | |
| | 256QAM | 25 | 12 | 19.9 | 19.8 | 19.8 | 0.9 | 19.9 | 19.8 | 19.8 | 19.8 | 1.8 | 19.9 | |
| | | 25 | 25 | 19.8 | 19.8 | 19.8 | 0.9 | 19.9 | 19.9 | 19.8 | 19.8 | 1.8 | 19.9 | |
| | | 50 | 0 | 19.8 | 19.8 | 19.8 | 0.9 | 19.9 | 19.8 | 19.9 | 19.9 | 1.8 | 19.9 | |
| | | 1 | 0 | 17.9 | 17.8 | 17.8 | 2.9 | 17.9 | 17.8 | 17.8 | 17.8 | 3.8 | 17.9 | |
| | | 1 | 25 | 17.8 | 17.8 | 17.8 | 2.9 | 17.9 | 17.8 | 17.8 | 17.8 | 3.8 | 17.9 | |
| | | 1 | 49 | 17.8 | 17.8 | 17.9 | 2.9 | 17.9 | 17.8 | 17.8 | 17.9 | 3.8 | 17.9 | |
| | 5 | QPSK | 25 | 0 | 17.9 | 17.8 | 17.8 | 2.9 | 17.9 | 17.9 | 17.8 | 17.8 | 3.8 | 17.9 |
| | | | 25 | 12 | 17.9 | 17.8 | 17.8 | 2.9 | 17.9 | 17.9 | 17.9 | 17.8 | 3.8 | 17.9 |
| | | | 25 | 25 | 17.8 | 17.8 | 17.8 | 2.9 | 17.9 | 17.8 | 17.8 | 17.8 | 3.8 | 17.9 |
| | | | 50 | 0 | 17.8 | 17.8 | 17.9 | 2.9 | 17.9 | 17.8 | 17.8 | 17.8 | 3.8 | 17.9 |
| 1 | | | 0 | 20.1 | 19.9 | 19.7 | 0 | 20.8 | 21.3 | 21.5 | 21.2 | 0 | 21.7 | |
| 1 | | | 12 | 20.2 | 19.9 | 19.8 | 0 | 20.8 | 21.4 | 21.6 | 21.2 | 0 | 21.7 | |
| 16QAM | | 1 | 24 | 20.1 | 19.9 | 19.7 | 0 | 20.8 | 21.3 | 21.5 | 21.1 | 0 | 21.7 | |
| | | 12 | 0 | 20.2 | 19.9 | 19.8 | 0 | 20.8 | 21.4 | 21.5 | 21.2 | 0 | 21.7 | |
| | | 12 | 7 | 20.2 | 19.9 | 19.8 | 0 | 20.8 | 21.5 | 21.5 | 21.2 | 0 | 21.7 | |
| | | 12 | 13 | 20.2 | 19.9 | 19.8 | 0 | 20.8 | 21.4 | 21.5 | 21.2 | 0 | 21.7 | |
| | | 25 | 0 | 20.1 | 19.9 | 19.8 | 0 | 20.8 | 21.4 | 21.5 | 21.2 | 0 | 21.7 | |
| | 1 | 0 | 20.5 | 20.2 | 20.1 | 0 | 20.8 | 21.7 | 21.7 | 21.6 | 0 | 21.7 | | |
| 64QAM | 1 | 12 | 20.6 | 20.3 | 20.2 | 0 | 20.8 | 21.7 | 21.7 | 21.6 | 0 | 21.7 | | |
| | 1 | 24 | 20.5 | 20.2 | 20.2 | 0 | 20.8 | 21.7 | 21.7 | 21.5 | 0 | 21.7 | | |
| | 12 | 0 | 20.2 | 20.0 | 19.8 | 0 | 20.8 | 20.8 | 20.8 | 20.9 | 0.8 | 20.9 | | |
| | 12 | 7 | 20.2 | 20.0 | 19.9 | 0 | 20.8 | 20.8 | 20.8 | 20.8 | 0.8 | 20.9 | | |
| | 12 | 13 | 20.2 | 20.0 | 19.8 | 0 | 20.8 | 20.8 | 20.8 | 20.8 | 0.8 | 20.9 | | |
| | 25 | 0 | 20.2 | 20.0 | 19.8 | 0 | 20.8 | 20.8 | 20.8 | 20.8 | 0.8 | 20.9 | | |
| 256QAM | 1 | 0 | 20.7 | 20.8 | 20.8 | 0 | 20.8 | 20.8 | 20.8 | 20.8 | 0.8 | 20.9 | | |
| | 1 | 12 | 20.7 | 20.8 | 20.7 | 0 | 20.8 | 20.8 | 20.8 | 20.8 | 0.8 | 20.9 | | |
| | 1 | 24 | 20.7 | 20.7 | 20.7 | 0 | 20.8 | 20.8 | 20.9 | 20.8 | 0.8 | 20.9 | | |
| | 12 | 0 | 19.8 | 19.8 | 19.8 | 0.9 | 19.9 | 19.9 | 19.8 | 19.9 | 1.8 | 19.9 | | |
| | 12 | 7 | 19.8 | 19.9 | 19.8 | 0.9 | 19.9 | 19.8 | 19.9 | 19.8 | 1.8 | 19.9 | | |
| | 12 | 13 | 19.8 | 19.9 | 19.8 | 0.9 | 19.9 | 19.8 | 19.9 | 19.8 | 1.8 | 19.9 | | |
| 5 | 256QAM | 25 | 0 | 19.8 | 19.9 | 19.8 | 0.9 | 19.9 | 19.8 | 19.8 | 19.8 | 1.8 | 19.9 | |
| | | 1 | 0 | 17.8 | 17.8 | 17.8 | 2.9 | 17.9 | 17.8 | 17.8 | 17.8 | 3.8 | 17.9 | |
| | | 1 | 12 | 17.9 | 17.8 | 17.8 | 2.9 | 17.9 | 17.8 | 17.8 | 17.8 | 3.8 | 17.9 | |
| | | 1 | 24 | 17.8 | 17.8 | 17.8 | 2.9 | 17.9 | 17.8 | 17.8 | 17.8 | 3.8 | 17.9 | |
| | | 12 | 0 | 17.8 | 17.9 | 17.9 | 2.9 | 17.9 | 17.9 | 17.8 | 17.8 | 3.8 | 17.9 | |
| | | 12 | 7 | 17.9 | 17.8 | 17.9 | 2.9 | 17.9 | 17.8 | 17.9 | 17.8 | 3.8 | 17.9 | |

LTE Band 71 Measured Results (ANT1)

| BW (MHz) | Mode | RB Allocation | RB Offset | Power Mode A (dBm) | | | | Power Mode B (dBm) | | | |
|----------|--------|---------------|-----------|--------------------|-----------|------|----------------|--------------------|-----------|------|----------------|
| | | | | 133297 | 680.5 MHz | MPR | Max Output Pwr | 133297 | 680.5 MHz | MPR | Max Output Pwr |
| | | | | | | | | | | | |
| 20 | QPSK | 1 | 0 | 25.2 | | 0 | 25.7 | 25.2 | | 0 | 25.7 |
| | | 1 | 49 | 25.2 | | 0 | 25.7 | 25.2 | | 0 | 25.7 |
| | | 1 | 99 | 25.1 | | 0 | 25.7 | 25.1 | | 0 | 25.7 |
| | | 50 | 0 | 24.2 | | 1 | 24.7 | 24.2 | | 1 | 24.7 |
| | | 50 | 24 | 24.2 | | 1 | 24.7 | 24.2 | | 1 | 24.7 |
| | | 50 | 50 | 24.2 | | 1 | 24.7 | 24.2 | | 1 | 24.7 |
| | 16QAM | 100 | 0 | 24.2 | | 1 | 24.7 | 24.2 | | 1 | 24.7 |
| | | 1 | 0 | 24.5 | | 1 | 24.7 | 24.5 | | 1 | 24.7 |
| | | 1 | 49 | 24.7 | | 1 | 24.7 | 24.7 | | 1 | 24.7 |
| | | 1 | 99 | 24.4 | | 1 | 24.7 | 24.4 | | 1 | 24.7 |
| | | 50 | 0 | 23.3 | | 2 | 23.7 | 23.3 | | 2 | 23.7 |
| | | 50 | 24 | 23.2 | | 2 | 23.7 | 23.2 | | 2 | 23.7 |
| | 64QAM | 50 | 50 | 23.2 | | 2 | 23.7 | 23.2 | | 2 | 23.7 |
| | | 100 | 0 | 23.2 | | 2 | 23.7 | 23.2 | | 2 | 23.7 |
| | | 1 | 0 | 23.0 | | 2 | 23.7 | 23.0 | | 2 | 23.7 |
| | | 1 | 49 | 23.2 | | 2 | 23.7 | 23.2 | | 2 | 23.7 |
| | | 1 | 99 | 23.1 | | 2 | 23.7 | 23.1 | | 2 | 23.7 |
| | | 50 | 0 | 22.2 | | 3 | 22.7 | 22.2 | | 3 | 22.7 |
| | 256QAM | 50 | 24 | 22.2 | | 3 | 22.7 | 22.2 | | 3 | 22.7 |
| | | 50 | 50 | 22.2 | | 3 | 22.7 | 22.2 | | 3 | 22.7 |
| | | 100 | 0 | 22.1 | | 3 | 22.7 | 22.1 | | 3 | 22.7 |
| | | 1 | 0 | 20.3 | | 5 | 20.7 | 20.3 | | 5 | 20.7 |
| | | 1 | 49 | 20.4 | | 5 | 20.7 | 20.4 | | 5 | 20.7 |
| | | 1 | 99 | 20.4 | | 5 | 20.7 | 20.4 | | 5 | 20.7 |
| 15 | QPSK | 50 | 0 | 20.2 | | 5 | 20.7 | 20.2 | | 5 | 20.7 |
| | | 50 | 24 | 20.2 | | 5 | 20.7 | 20.2 | | 5 | 20.7 |
| | | 50 | 50 | 20.2 | | 5 | 20.7 | 20.2 | | 5 | 20.7 |
| | | 100 | 0 | 20.2 | | 5 | 20.7 | 20.2 | | 5 | 20.7 |
| | | 1 | 0 | 20.3 | | 5 | 20.7 | 20.3 | | 5 | 20.7 |
| | | 1 | 49 | 20.4 | | 5 | 20.7 | 20.4 | | 5 | 20.7 |
| | 16QAM | 1 | 99 | 20.4 | | 5 | 20.7 | 20.4 | | 5 | 20.7 |
| | | 36 | 0 | 20.2 | | 5 | 20.7 | 20.2 | | 5 | 20.7 |
| | | 36 | 24 | 20.2 | | 5 | 20.7 | 20.2 | | 5 | 20.7 |
| | | 36 | 39 | 20.2 | | 5 | 20.7 | 20.2 | | 5 | 20.7 |
| | | 50 | 0 | 20.2 | | 5 | 20.7 | 20.2 | | 5 | 20.7 |
| | | 100 | 0 | 20.2 | | 5 | 20.7 | 20.2 | | 5 | 20.7 |
| 64QAM | 1 | 0 | 23.3 | | 2 | 23.7 | 23.3 | | 2 | 23.7 | |
| | 1 | 37 | 23.4 | | 2 | 23.7 | 23.4 | | 2 | 23.7 | |
| | 1 | 74 | 23.3 | | 2 | 23.7 | 23.3 | | 2 | 23.7 | |
| | 36 | 0 | 22.2 | | 3 | 22.7 | 22.2 | | 3 | 22.7 | |
| | 36 | 20 | 22.2 | | 3 | 22.7 | 22.2 | | 3 | 22.7 | |
| | 36 | 39 | 22.2 | | 3 | 22.7 | 22.2 | | 3 | 22.7 | |
| 256QAM | 75 | 0 | 22.2 | | 3 | 22.7 | 22.2 | | 3 | 22.7 | |
| | 1 | 0 | 20.2 | | 5 | 20.7 | 20.2 | | 5 | 20.7 | |
| | 1 | 37 | 20.4 | | 5 | 20.7 | 20.4 | | 5 | 20.7 | |
| | 1 | 74 | 20.3 | | 5 | 20.7 | 20.3 | | 5 | 20.7 | |
| | 36 | 0 | 20.2 | | 5 | 20.7 | 20.2 | | 5 | 20.7 | |
| | 36 | 20 | 20.2 | | 5 | 20.7 | 20.2 | | 5 | 20.7 | |

LTE Band 71 Measured Results (ANT1) (continued)

| BW (MHz) | Mode | RB Allocation | RB Offset | Power Mode A (dBm) | | | | | Power Mode B (dBm) | | | | |
|----------|--------|---------------|-----------|--------------------|-----------|---------|------|----------------|--------------------|-----------|---------|------|----------------|
| | | | | 133172 | 133297 | 133422 | MPR | Max Output Pwr | 133172 | 133297 | 133422 | MPR | Max Output Pwr |
| | | | | 668 MHz | 680.5 MHz | 693 MHz | | | 668 MHz | 680.5 MHz | 693 MHz | | |
| 10 | QPSK | 1 | 0 | 25.4 | 24.2 | 25.4 | 0 | 25.7 | 25.4 | 24.2 | 25.4 | 0 | 25.7 |
| | | 1 | 25 | 25.5 | 25.2 | 25.3 | 0 | 25.7 | 25.5 | 25.2 | 25.3 | 0 | 25.7 |
| | | 1 | 49 | 25.5 | 25.1 | 25.2 | 0 | 25.7 | 25.5 | 25.1 | 25.2 | 0 | 25.7 |
| | | 25 | 0 | 24.5 | 24.1 | 24.3 | 1 | 24.7 | 24.5 | 24.1 | 24.3 | 1 | 24.7 |
| | | 25 | 12 | 24.5 | 24.2 | 24.3 | 1 | 24.7 | 24.5 | 24.2 | 24.3 | 1 | 24.7 |
| | | 25 | 25 | 24.5 | 24.2 | 24.3 | 1 | 24.7 | 24.5 | 24.2 | 24.3 | 1 | 24.7 |
| | 16QAM | 50 | 0 | 24.5 | 24.2 | 24.3 | 1 | 24.7 | 24.5 | 24.2 | 24.3 | 1 | 24.7 |
| | | 1 | 0 | 24.7 | 24.5 | 24.7 | 1 | 24.7 | 24.7 | 24.5 | 24.7 | 1 | 24.7 |
| | | 1 | 25 | 24.7 | 24.6 | 24.7 | 1 | 24.7 | 24.7 | 24.6 | 24.7 | 1 | 24.7 |
| | | 1 | 49 | 24.7 | 24.6 | 24.6 | 1 | 24.7 | 24.7 | 24.6 | 24.6 | 1 | 24.7 |
| | | 25 | 0 | 23.5 | 23.2 | 23.4 | 2 | 23.7 | 23.5 | 23.2 | 23.4 | 2 | 23.7 |
| | | 25 | 12 | 23.6 | 23.3 | 23.3 | 2 | 23.7 | 23.6 | 23.3 | 23.3 | 2 | 23.7 |
| | 64QAM | 25 | 25 | 23.6 | 23.3 | 23.4 | 2 | 23.7 | 23.6 | 23.3 | 23.4 | 2 | 23.7 |
| | | 50 | 0 | 23.6 | 23.2 | 23.3 | 2 | 23.7 | 23.6 | 23.2 | 23.3 | 2 | 23.7 |
| | | 1 | 0 | 23.6 | 23.5 | 23.3 | 2 | 23.7 | 23.6 | 23.5 | 23.3 | 2 | 23.7 |
| | | 1 | 25 | 23.6 | 23.5 | 23.3 | 2 | 23.7 | 23.6 | 23.5 | 23.3 | 2 | 23.7 |
| | | 1 | 49 | 23.5 | 23.4 | 23.2 | 2 | 23.7 | 23.5 | 23.4 | 23.2 | 2 | 23.7 |
| | | 25 | 0 | 22.3 | 22.3 | 22.2 | 3 | 22.7 | 22.3 | 22.3 | 22.2 | 3 | 22.7 |
| | 256QAM | 25 | 12 | 22.4 | 22.3 | 22.2 | 3 | 22.7 | 22.4 | 22.3 | 22.2 | 3 | 22.7 |
| | | 25 | 25 | 22.3 | 22.3 | 22.2 | 3 | 22.7 | 22.3 | 22.3 | 22.2 | 3 | 22.7 |
| | | 50 | 0 | 22.4 | 22.2 | 22.1 | 3 | 22.7 | 22.4 | 22.2 | 22.1 | 3 | 22.7 |
| | | 1 | 0 | 20.5 | 20.4 | 20.3 | 5 | 20.7 | 20.5 | 20.4 | 20.3 | 5 | 20.7 |
| | | 1 | 25 | 20.6 | 20.5 | 20.4 | 5 | 20.7 | 20.6 | 20.5 | 20.4 | 5 | 20.7 |
| | | 1 | 49 | 20.5 | 20.4 | 20.4 | 5 | 20.7 | 20.5 | 20.4 | 20.4 | 5 | 20.7 |
| | 5 | QPSK | 25 | 0 | 20.3 | 20.3 | 20.2 | 5 | 20.7 | 20.3 | 20.3 | 20.2 | 5 |
| 25 | | | 12 | 20.4 | 20.3 | 20.2 | 5 | 20.7 | 20.4 | 20.3 | 20.2 | 5 | 20.7 |
| 25 | | | 25 | 20.4 | 20.3 | 20.2 | 5 | 20.7 | 20.4 | 20.3 | 20.2 | 5 | 20.7 |
| 1 | | | 0 | 20.4 | 20.2 | 20.2 | 5 | 20.7 | 20.4 | 20.2 | 20.2 | 5 | 20.7 |
| 1 | | | 25 | 20.6 | 20.5 | 20.4 | 5 | 20.7 | 20.6 | 20.5 | 20.4 | 5 | 20.7 |
| 1 | | | 49 | 20.5 | 20.4 | 20.4 | 5 | 20.7 | 20.5 | 20.4 | 20.4 | 5 | 20.7 |
| 16QAM | | 25 | 0 | 20.3 | 20.3 | 20.2 | 5 | 20.7 | 20.3 | 20.3 | 20.2 | 5 | 20.7 |
| | | 25 | 12 | 20.4 | 20.3 | 20.2 | 5 | 20.7 | 20.4 | 20.3 | 20.2 | 5 | 20.7 |
| | | 25 | 25 | 20.4 | 20.3 | 20.2 | 5 | 20.7 | 20.4 | 20.3 | 20.2 | 5 | 20.7 |
| | | 1 | 0 | 20.5 | 20.4 | 20.4 | 5 | 20.7 | 20.5 | 20.4 | 20.4 | 5 | 20.7 |
| | | 1 | 12 | 20.6 | 20.5 | 20.4 | 5 | 20.7 | 20.6 | 20.5 | 20.4 | 5 | 20.7 |
| | | 1 | 24 | 20.5 | 20.5 | 20.3 | 5 | 20.7 | 20.5 | 20.5 | 20.3 | 5 | 20.7 |
| 64QAM | | 12 | 0 | 20.4 | 20.3 | 20.2 | 5 | 20.7 | 20.4 | 20.3 | 20.2 | 5 | 20.7 |
| | | 12 | 7 | 20.5 | 20.3 | 20.2 | 5 | 20.7 | 20.5 | 20.3 | 20.2 | 5 | 20.7 |
| | | 12 | 13 | 20.4 | 20.4 | 20.2 | 5 | 20.7 | 20.4 | 20.4 | 20.2 | 5 | 20.7 |
| | 25 | 0 | 20.4 | 20.3 | 20.2 | 5 | 20.7 | 20.4 | 20.3 | 20.2 | 5 | 20.7 | |
| | 1 | 0 | 20.5 | 20.4 | 20.4 | 5 | 20.7 | 20.5 | 20.4 | 20.4 | 5 | 20.7 | |
| | 1 | 12 | 20.6 | 20.5 | 20.4 | 5 | 20.7 | 20.6 | 20.5 | 20.4 | 5 | 20.7 | |
| 256QAM | 12 | 0 | 20.4 | 20.3 | 20.2 | 5 | 20.7 | 20.4 | 20.3 | 20.2 | 5 | 20.7 | |
| | 12 | 7 | 20.5 | 20.3 | 20.2 | 5 | 20.7 | 20.5 | 20.3 | 20.2 | 5 | 20.7 | |
| | 12 | 13 | 20.4 | 20.4 | 20.2 | 5 | 20.7 | 20.4 | 20.4 | 20.2 | 5 | 20.7 | |

LTE Band 71 Measured Results (ANT2)

| BW (MHz) | Mode | RB Allocation | RB Offset | Power Mode A (dBm) | | | | Power Mode B (dBm) | | | | |
|-----------|----------|---------------|---------------|--------------------|--------------------|------|----------------|--------------------|--------------------|------|----------------|----------------|
| | | | | 133297 | | MPR | Max Output Pwr | 133297 | | MPR | Max Output Pwr | |
| | | | | 680.5 MHz | | | | 680.5 MHz | | | | |
| 20 | QPSK | 1 | 0 | 23.9 | | 0 | 24.7 | 23.9 | | 0 | 24.7 | |
| | | 1 | 49 | 24.0 | | 0 | 24.7 | 24.0 | | 0 | 24.7 | |
| | | 1 | 99 | 23.9 | | 0 | 24.7 | 23.9 | | 0 | 24.7 | |
| | | 50 | 0 | 23.0 | | 1 | 23.7 | 23.0 | | 1 | 23.7 | |
| | | 50 | 24 | 23.1 | | 1 | 23.7 | 23.1 | | 1 | 23.7 | |
| | | 50 | 50 | 23.1 | | 1 | 23.7 | 23.1 | | 1 | 23.7 | |
| | 16QAM | 100 | 0 | 23.1 | | 1 | 23.7 | 23.1 | | 1 | 23.7 | |
| | | 1 | 0 | 23.1 | | 1 | 23.7 | 23.1 | | 1 | 23.7 | |
| | | 1 | 49 | 23.2 | | 1 | 23.7 | 23.2 | | 1 | 23.7 | |
| | | 1 | 99 | 23.3 | | 1 | 23.7 | 23.3 | | 1 | 23.7 | |
| | | 50 | 0 | 22.0 | | 2 | 22.7 | 22.0 | | 2 | 22.7 | |
| | | 50 | 24 | 22.1 | | 2 | 22.7 | 22.1 | | 2 | 22.7 | |
| | 64QAM | 50 | 50 | 22.1 | | 2 | 22.7 | 22.1 | | 2 | 22.7 | |
| | | 100 | 0 | 22.1 | | 2 | 22.7 | 22.1 | | 2 | 22.7 | |
| | | 1 | 0 | 22.0 | | 2 | 22.7 | 22.0 | | 2 | 22.7 | |
| | | 1 | 49 | 22.1 | | 2 | 22.7 | 22.1 | | 2 | 22.7 | |
| | | 1 | 99 | 22.2 | | 2 | 22.7 | 22.2 | | 2 | 22.7 | |
| | | 50 | 0 | 21.0 | | 3 | 21.7 | 21.0 | | 3 | 21.7 | |
| | 256QAM | 50 | 24 | 21.1 | | 3 | 21.7 | 21.1 | | 3 | 21.7 | |
| | | 50 | 50 | 21.1 | | 3 | 21.7 | 21.1 | | 3 | 21.7 | |
| | | 100 | 0 | 21.1 | | 3 | 21.7 | 21.1 | | 3 | 21.7 | |
| | | 1 | 0 | 19.2 | | 5 | 19.7 | 19.2 | | 5 | 19.7 | |
| | | 1 | 49 | 19.2 | | 5 | 19.7 | 19.2 | | 5 | 19.7 | |
| | | 1 | 99 | 19.4 | | 5 | 19.7 | 19.4 | | 5 | 19.7 | |
| 256QAM | 50 | 0 | 19.0 | | 5 | 19.7 | 19.0 | | 5 | 19.7 | | |
| | 50 | 24 | 19.0 | | 5 | 19.7 | 19.0 | | 5 | 19.7 | | |
| | 50 | 50 | 19.1 | | 5 | 19.7 | 19.1 | | 5 | 19.7 | | |
| | 100 | 0 | 19.1 | | 5 | 19.7 | 19.1 | | 5 | 19.7 | | |
| | | | | | Power Mode A (dBm) | | | | Power Mode B (dBm) | | | |
| | BW (MHz) | Mode | RB Allocation | RB Offset | 133297 | | MPR | Max Output Pwr | 133297 | | MPR | Max Output Pwr |
| 680.5 MHz | | | | | 680.5 MHz | | | | | | | |
| 15 | | | | | QPSK | 1 | 0 | 23.8 | | 0 | 24.7 | 23.8 |
| | 1 | 37 | 23.9 | | | 0 | 24.7 | 23.9 | | 0 | 24.7 | |
| | 1 | 74 | 24.0 | | | 0 | 24.7 | 24.0 | | 0 | 24.7 | |
| | 36 | 0 | 23.0 | | | 1 | 23.7 | 23.0 | | 1 | 23.7 | |
| | 36 | 20 | 23.0 | | | 1 | 23.7 | 23.0 | | 1 | 23.7 | |
| | 36 | 39 | 23.1 | | | 1 | 23.7 | 23.1 | | 1 | 23.7 | |
| | 16QAM | 75 | 0 | 23.1 | | 1 | 23.7 | 23.1 | | 1 | 23.7 | |
| | | 1 | 0 | 23.3 | | 1 | 23.7 | 23.3 | | 1 | 23.7 | |
| | | 1 | 37 | 23.4 | | 1 | 23.7 | 23.4 | | 1 | 23.7 | |
| | | 1 | 74 | 23.4 | | 1 | 23.7 | 23.4 | | 1 | 23.7 | |
| | | 36 | 0 | 22.0 | | 2 | 22.7 | 22.0 | | 2 | 22.7 | |
| | | 36 | 20 | 22.1 | | 2 | 22.7 | 22.1 | | 2 | 22.7 | |
| | 64QAM | 36 | 39 | 22.1 | | 2 | 22.7 | 22.1 | | 2 | 22.7 | |
| | | 75 | 0 | 22.1 | | 2 | 22.7 | 22.1 | | 2 | 22.7 | |
| | | 1 | 0 | 22.1 | | 2 | 22.7 | 22.1 | | 2 | 22.7 | |
| | | 1 | 37 | 22.2 | | 2 | 22.7 | 22.2 | | 2 | 22.7 | |
| | | 1 | 74 | 22.2 | | 2 | 22.7 | 22.2 | | 2 | 22.7 | |
| | | 36 | 0 | 21.0 | | 3 | 21.7 | 21.0 | | 3 | 21.7 | |
| | 256QAM | 36 | 20 | 21.1 | | 3 | 21.7 | 21.1 | | 3 | 21.7 | |
| | | 36 | 39 | 21.1 | | 3 | 21.7 | 21.1 | | 3 | 21.7 | |
| | | 75 | 0 | 21.1 | | 3 | 21.7 | 21.1 | | 3 | 21.7 | |
| | | 1 | 0 | 19.1 | | 5 | 19.7 | 19.1 | | 5 | 19.7 | |
| | | 1 | 37 | 19.1 | | 5 | 19.7 | 19.1 | | 5 | 19.7 | |
| | | 1 | 74 | 19.2 | | 5 | 19.7 | 19.2 | | 5 | 19.7 | |
| 256QAM | 36 | 0 | 19.0 | | 5 | 19.7 | 19.0 | | 5 | 19.7 | | |
| | 36 | 20 | 19.1 | | 5 | 19.7 | 19.1 | | 5 | 19.7 | | |
| | 36 | 39 | 19.1 | | 5 | 19.7 | 19.1 | | 5 | 19.7 | | |
| | 75 | 0 | 19.1 | | 5 | 19.7 | 19.1 | | 5 | 19.7 | | |
| | | | | | Power Mode A (dBm) | | | | Power Mode B (dBm) | | | |
| | BW (MHz) | Mode | RB Allocation | RB Offset | 133297 | | MPR | Max Output Pwr | 133297 | | MPR | Max Output Pwr |
| 680.5 MHz | | | | | 680.5 MHz | | | | | | | |
| 1 | | | | | 0 | 23.9 | | 0 | 24.7 | 23.9 | | 0 |

LTE Band 71 Measured Results (ANT3)

| BW (MHz) | Mode | RB Allocation | RB Offset | Power Mode A (dBm) | | | | Power Mode B (dBm) | | | |
|----------|--------|---------------|-----------|--------------------|-----------|------|----------------|--------------------|-----------|------|----------------|
| | | | | 133297 | 680.5 MHz | MPR | Max Output Pwr | 133297 | 680.5 MHz | MPR | Max Output Pwr |
| | | | | | | | | | | | |
| 20 | QPSK | 1 | 0 | 24.9 | | 0 | 25.4 | 24.9 | | 0 | 25.4 |
| | | 1 | 49 | 25.1 | | 0 | 25.4 | 25.1 | | 0 | 25.4 |
| | | 1 | 99 | 24.9 | | 0 | 25.4 | 24.9 | | 0 | 25.4 |
| | | 50 | 0 | 24.1 | | 1 | 24.4 | 24.1 | | 1 | 24.4 |
| | | 50 | 24 | 24.1 | | 1 | 24.4 | 24.1 | | 1 | 24.4 |
| | | 50 | 50 | 24.1 | | 1 | 24.4 | 24.1 | | 1 | 24.4 |
| | 16QAM | 100 | 0 | 24.1 | | 1 | 24.4 | 24.1 | | 1 | 24.4 |
| | | 1 | 0 | 24.2 | | 1 | 24.4 | 24.2 | | 1 | 24.4 |
| | | 1 | 49 | 24.4 | | 1 | 24.4 | 24.4 | | 1 | 24.4 |
| | | 1 | 99 | 24.2 | | 1 | 24.4 | 24.2 | | 1 | 24.4 |
| | | 50 | 0 | 23.1 | | 2 | 23.4 | 23.1 | | 2 | 23.4 |
| | | 50 | 24 | 23.2 | | 2 | 23.4 | 23.2 | | 2 | 23.4 |
| | 64QAM | 50 | 50 | 23.1 | | 2 | 23.4 | 23.1 | | 2 | 23.4 |
| | | 100 | 0 | 23.1 | | 2 | 23.4 | 23.1 | | 2 | 23.4 |
| | | 1 | 0 | 23.2 | | 2 | 23.4 | 23.2 | | 2 | 23.4 |
| | | 1 | 49 | 23.1 | | 2 | 23.4 | 23.2 | | 2 | 23.4 |
| | | 1 | 99 | 23.2 | | 2 | 23.4 | 23.2 | | 2 | 23.4 |
| | | 50 | 0 | 22.1 | | 3 | 22.4 | 22.2 | | 3 | 22.4 |
| | 256QAM | 50 | 24 | 22.1 | | 3 | 22.4 | 22.2 | | 3 | 22.4 |
| | | 50 | 50 | 22.2 | | 3 | 22.4 | 22.1 | | 3 | 22.4 |
| | | 100 | 0 | 22.2 | | 3 | 22.4 | 22.1 | | 3 | 22.4 |
| | | 1 | 0 | 20.1 | | 5 | 20.4 | 20.2 | | 5 | 20.4 |
| | | 1 | 49 | 20.2 | | 5 | 20.4 | 20.1 | | 5 | 20.4 |
| | | 1 | 99 | 20.1 | | 5 | 20.4 | 20.2 | | 5 | 20.4 |
| 15 | QPSK | 50 | 0 | 20.2 | | 5 | 20.4 | 20.1 | | 5 | 20.4 |
| | | 50 | 24 | 20.1 | | 5 | 20.4 | 20.2 | | 5 | 20.4 |
| | | 50 | 50 | 20.2 | | 5 | 20.4 | 20.2 | | 5 | 20.4 |
| | | 100 | 0 | 20.1 | | 5 | 20.4 | 20.1 | | 5 | 20.4 |
| | | 1 | 0 | 25.0 | | 0 | 25.4 | 25.0 | | 0 | 25.4 |
| | | 1 | 37 | 25.0 | | 0 | 25.4 | 25.0 | | 0 | 25.4 |
| | 16QAM | 1 | 74 | 24.8 | | 0 | 25.4 | 24.8 | | 0 | 25.4 |
| | | 36 | 0 | 24.1 | | 1 | 24.4 | 24.1 | | 1 | 24.4 |
| | | 36 | 20 | 24.1 | | 1 | 24.4 | 24.1 | | 1 | 24.4 |
| | | 36 | 39 | 24.1 | | 1 | 24.4 | 24.1 | | 1 | 24.4 |
| | | 75 | 0 | 24.1 | | 1 | 24.4 | 24.1 | | 1 | 24.4 |
| | | 1 | 0 | 24.3 | | 1 | 24.4 | 24.3 | | 1 | 24.4 |
| | 64QAM | 1 | 37 | 24.3 | | 1 | 24.4 | 24.3 | | 1 | 24.4 |
| | | 1 | 74 | 24.1 | | 1 | 24.4 | 24.1 | | 1 | 24.4 |
| | | 36 | 0 | 23.1 | | 2 | 23.4 | 23.1 | | 2 | 23.4 |
| | | 36 | 20 | 23.1 | | 2 | 23.4 | 23.1 | | 2 | 23.4 |
| | | 36 | 39 | 23.1 | | 2 | 23.4 | 23.1 | | 2 | 23.4 |
| | | 75 | 0 | 23.1 | | 2 | 23.4 | 23.1 | | 2 | 23.4 |
| | 256QAM | 1 | 0 | 23.2 | | 2 | 23.4 | 23.1 | | 2 | 23.4 |
| | | 1 | 37 | 23.1 | | 2 | 23.4 | 23.2 | | 2 | 23.4 |
| | | 1 | 74 | 23.2 | | 2 | 23.4 | 23.2 | | 2 | 23.4 |
| | | 36 | 0 | 22.1 | | 3 | 22.4 | 22.2 | | 3 | 22.4 |
| | | 36 | 20 | 22.1 | | 3 | 22.4 | 22.2 | | 3 | 22.4 |
| | | 36 | 39 | 22.2 | | 3 | 22.4 | 22.2 | | 3 | 22.4 |
| 256QAM | 75 | 0 | 22.2 | | 3 | 22.4 | 22.1 | | 3 | 22.4 | |
| | 1 | 0 | 20.2 | | 5 | 20.4 | 20.2 | | 5 | 20.4 | |
| | 1 | 37 | 20.1 | | 5 | 20.4 | 20.1 | | 5 | 20.4 | |
| | 1 | 74 | 20.2 | | 5 | 20.4 | 20.2 | | 5 | 20.4 | |
| | 36 | 0 | 20.1 | | 5 | 20.4 | 20.2 | | 5 | 20.4 | |
| | 36 | 20 | 20.2 | | 5 | 20.4 | 20.2 | | 5 | 20.4 | |
| 256QAM | 36 | 39 | 20.1 | | 5 | 20.4 | 20.2 | | 5 | 20.4 | |
| | 36 | 0 | 20.1 | | 5 | 20.4 | 20.2 | | 5 | 20.4 | |
| | 36 | 20 | 20.2 | | 5 | 20.4 | 20.2 | | 5 | 20.4 | |
| | 36 | 39 | 20.1 | | 5 | 20.4 | 20.2 | | 5 | 20.4 | |
| | 75 | 0 | 20.2 | | 5 | 20.4 | 20.2 | | 5 | 20.4 | |
| | 75 | 0 | 20.2 | | 5 | 20.4 | 20.2 | | 5 | 20.4 | |

LTE Band 71 Measured Results (ANT3) (continued)

| BW (MHz) | Mode | RB Allocation | RB Offset | Power Mode A (dBm) | | | | | Power Mode B (dBm) | | | | | |
|----------|--------|---------------|-----------|--------------------|-----------|---------|------|----------------|--------------------|-----------|---------|------|----------------|------|
| | | | | 133172 | 133297 | 133422 | MPR | Max Output Pwr | 133172 | 133297 | 133422 | MPR | Max Output Pwr | |
| | | | | 668 MHz | 680.5 MHz | 693 MHz | | | 668 MHz | 680.5 MHz | 693 MHz | | | |
| 10 | QPSK | 1 | 0 | 25.1 | 25.1 | 25.2 | 0 | 25.4 | 25.1 | 25.1 | 25.2 | 0 | 25.4 | |
| | | 1 | 25 | 25.2 | 25.2 | 25.2 | 0 | 25.4 | 25.2 | 25.2 | 25.2 | 0 | 25.4 | |
| | | 1 | 49 | 25.2 | 25.1 | 25.0 | 0 | 25.4 | 25.2 | 25.1 | 25.0 | 0 | 25.4 | |
| | | 25 | 0 | 24.2 | 24.2 | 24.1 | 1 | 24.4 | 24.2 | 24.2 | 24.1 | 1 | 24.4 | |
| | | 25 | 12 | 24.3 | 24.2 | 24.1 | 1 | 24.4 | 24.3 | 24.2 | 24.1 | 1 | 24.4 | |
| | | 25 | 25 | 24.2 | 24.3 | 24.2 | 1 | 24.4 | 24.2 | 24.3 | 24.2 | 1 | 24.4 | |
| | 16QAM | 50 | 0 | 24.2 | 24.2 | 24.1 | 1 | 24.4 | 24.2 | 24.2 | 24.1 | 1 | 24.4 | |
| | | 1 | 0 | 24.4 | 24.3 | 24.3 | 1 | 24.4 | 24.4 | 24.3 | 24.3 | 1 | 24.4 | |
| | | 1 | 25 | 24.4 | 24.3 | 24.3 | 1 | 24.4 | 24.4 | 24.3 | 24.3 | 1 | 24.4 | |
| | | 1 | 49 | 24.4 | 24.3 | 24.3 | 1 | 24.4 | 24.4 | 24.3 | 24.3 | 1 | 24.4 | |
| | | 25 | 0 | 23.2 | 23.3 | 23.2 | 2 | 23.4 | 23.2 | 23.3 | 23.2 | 2 | 23.4 | |
| | | 25 | 12 | 23.3 | 23.3 | 23.2 | 2 | 23.4 | 23.3 | 23.3 | 23.2 | 2 | 23.4 | |
| | 64QAM | 25 | 25 | 23.3 | 23.3 | 23.2 | 2 | 23.4 | 23.3 | 23.3 | 23.2 | 2 | 23.4 | |
| | | 50 | 0 | 23.3 | 23.2 | 23.1 | 2 | 23.4 | 23.3 | 23.2 | 23.1 | 2 | 23.4 | |
| | | 1 | 0 | 23.1 | 23.1 | 23.2 | 2 | 23.4 | 23.2 | 23.2 | 23.1 | 2 | 23.4 | |
| | | 1 | 25 | 23.2 | 23.2 | 23.1 | 2 | 23.4 | 23.1 | 23.2 | 23.2 | 2 | 23.4 | |
| | | 1 | 49 | 23.2 | 23.2 | 23.1 | 2 | 23.4 | 23.1 | 23.1 | 23.2 | 2 | 23.4 | |
| | | 25 | 0 | 22.2 | 22.2 | 22.2 | 3 | 22.4 | 22.2 | 22.2 | 22.2 | 3 | 22.4 | |
| | 256QAM | 25 | 12 | 22.2 | 22.2 | 22.2 | 3 | 22.4 | 22.2 | 22.1 | 22.2 | 3 | 22.4 | |
| | | 25 | 25 | 22.2 | 22.1 | 22.2 | 3 | 22.4 | 22.2 | 22.2 | 22.2 | 3 | 22.4 | |
| | | 50 | 0 | 22.1 | 22.2 | 22.1 | 3 | 22.4 | 22.2 | 22.1 | 22.1 | 3 | 22.4 | |
| | | 1 | 0 | 20.2 | 20.1 | 20.2 | 5 | 20.4 | 20.2 | 20.2 | 20.2 | 5 | 20.4 | |
| | | 1 | 25 | 20.2 | 20.1 | 20.2 | 5 | 20.4 | 20.2 | 20.1 | 20.2 | 5 | 20.4 | |
| | | 1 | 49 | 20.1 | 20.2 | 20.2 | 5 | 20.4 | 20.2 | 20.1 | 20.2 | 5 | 20.4 | |
| | 5 | QPSK | 25 | 0 | 20.1 | 20.2 | 20.2 | 5 | 20.4 | 20.1 | 20.2 | 20.2 | 5 | 20.4 |
| | | | 25 | 12 | 20.1 | 20.2 | 20.2 | 5 | 20.4 | 20.2 | 20.2 | 20.1 | 5 | 20.4 |
| | | | 1 | 0 | 20.1 | 20.2 | 20.2 | 5 | 20.4 | 20.2 | 20.1 | 20.2 | 5 | 20.4 |
| | | | 1 | 24 | 20.2 | 20.1 | 20.2 | 5 | 20.4 | 20.2 | 20.1 | 20.2 | 5 | 20.4 |
| 12 | | | 0 | 20.2 | 20.1 | 20.1 | 5 | 20.4 | 20.2 | 20.1 | 20.1 | 5 | 20.4 | |
| 12 | | | 7 | 20.1 | 20.2 | 20.2 | 5 | 20.4 | 20.1 | 20.2 | 20.2 | 5 | 20.4 | |
| 16QAM | | 12 | 13 | 20.2 | 20.1 | 20.2 | 5 | 20.4 | 20.2 | 20.1 | 20.2 | 5 | 20.4 | |
| | | 25 | 0 | 20.1 | 20.1 | 20.2 | 5 | 20.4 | 20.1 | 20.1 | 20.2 | 5 | 20.4 | |
| | | 1 | 0 | 24.3 | 24.3 | 24.3 | 1 | 24.4 | 24.3 | 24.3 | 24.3 | 1 | 24.4 | |
| | | 1 | 12 | 24.3 | 24.3 | 24.3 | 1 | 24.4 | 24.3 | 24.3 | 24.3 | 1 | 24.4 | |
| | | 1 | 24 | 24.3 | 24.3 | 24.3 | 1 | 24.4 | 24.3 | 24.3 | 24.3 | 1 | 24.4 | |
| | | 12 | 0 | 23.3 | 23.2 | 23.2 | 2 | 23.4 | 23.3 | 23.2 | 23.2 | 2 | 23.4 | |
| 64QAM | | 12 | 7 | 23.3 | 23.3 | 23.3 | 2 | 23.4 | 23.3 | 23.3 | 23.3 | 2 | 23.4 | |
| | | 12 | 13 | 23.3 | 23.3 | 23.2 | 2 | 23.4 | 23.3 | 23.3 | 23.2 | 2 | 23.4 | |
| | | 25 | 0 | 23.3 | 23.4 | 23.2 | 2 | 23.4 | 23.3 | 23.4 | 23.2 | 2 | 23.4 | |
| | | 1 | 0 | 23.1 | 23.1 | 23.2 | 2 | 23.4 | 23.1 | 23.1 | 23.2 | 2 | 23.4 | |
| | | 1 | 12 | 23.2 | 23.2 | 23.1 | 2 | 23.4 | 23.2 | 23.2 | 23.1 | 2 | 23.4 | |
| | | 1 | 24 | 23.1 | 23.1 | 23.1 | 2 | 23.4 | 23.1 | 23.1 | 23.1 | 2 | 23.4 | |
| 256QAM | | 12 | 0 | 22.1 | 22.2 | 22.2 | 3 | 22.4 | 22.1 | 22.2 | 22.2 | 3 | 22.4 | |
| | | 12 | 7 | 22.2 | 22.2 | 22.2 | 3 | 22.4 | 22.2 | 22.2 | 22.2 | 3 | 22.4 | |
| | | 12 | 13 | 22.2 | 22.2 | 22.1 | 3 | 22.4 | 22.2 | 22.2 | 22.1 | 3 | 22.4 | |
| | | 25 | 0 | 22.2 | 22.1 | 22.1 | 3 | 22.4 | 22.2 | 22.1 | 22.1 | 3 | 22.4 | |
| | | 1 | 0 | 20.2 | 20.2 | 20.1 | 5 | 20.4 | 20.2 | 20.2 | 20.1 | 5 | 20.4 | |
| | | 1 | 12 | 20.1 | 20.1 | 20.1 | 5 | 20.4 | 20.1 | 20.1 | 20.1 | 5 | 20.4 | |

9.4. LTE Up-Link Carrier Aggregation

The following tests were conducted according to the test requirements outlined in section 6.2 of the 3GPP TS36.101 specification.

For inter-band carrier aggregation with uplink assigned to one E-UTRA band (Table 5.6A-1), the requirements in subclause 6.2.3 apply.

For inter-band carrier aggregation with one component carrier per operating band and the uplink active in two E-UTRA bands, the requirements in subclause 6.2.3 apply for each uplink component carrier.

For intra-band contiguous carrier aggregation the allowed Maximum Power Reduction (MPR) for the maximum output power applicable to the DUT in table below. In case the modulation format is different on different component carriers then the MPR is determined by the rules applied to higher order of those modulations.

| Modulation | CA bandwidth Class B and C / Smallest Component Carrier Transmission Bandwidth Configuration | | | | MPR (dB) |
|------------|--|---|---|---|----------|
| | 25 RB | 50 RB | 75 RB | 100 RB | |
| QPSK | > 8 and ≤ 25 | > 12 and ≤ 50 | > 16 and ≤ 75 | > 18 and ≤ 100 | ≤ 1 |
| QPSK | > 25 | > 50 | > 75 | > 100 | ≤ 2 |
| 16 QAM | ≤ 8 | ≤ 12 | ≤ 16 | ≤ 18 | ≤ 1 |
| 16 QAM | > 8 and ≤ 25 | > 12 and ≤ 50 | > 16 and ≤ 75 | > 18 and ≤ 100 | ≤ 2 |
| 16 QAM | > 25 | > 50 | > 75 | > 100 | ≤ 3 |
| 64 QAM | ≤ 8 and allocation wholly contained within a single CC | ≤ 12 and allocation wholly contained within a single CC | ≤ 16 and allocation wholly contained within a single CC | ≤ 18 and allocation wholly contained within a single CC | ≤ 2 |
| 64 QAM | > 8 or allocation extends across two CC's | > 12 or allocation extends across two CC's | > 16 or allocation extends across two CC's | > 18 or allocation extends across two CC's | ≤ 3 |

For PUCCH and SRS transmissions, the allowed MPR is according to that specified for PUSCH WPKD modulation for the corresponding transmission bandwidth.

For intra-band contiguous carrier aggregation bandwidth class C with non-contiguous resource allocation, the allowed Maximum Power Reduction (MPR) for the maximum output power in Table 6.2.2A-1 is specified as follows

$$\text{MPR} = \text{CEIL} \{ \min(M_A, M_{IM5}), 0.5 \}$$

Where M_A is defined as follows

$$M_A = \begin{cases} 8.2 & ; 0 \leq A < 0.025 \\ 9.2 - 40A & ; 0.025 \leq A < 0.05 \\ 8 - 16A & ; 0.05 \leq A < 0.25 \\ 4.83 - 3.33A & ; 0.25 \leq A \leq 0.4 \end{cases}$$

$$3.83 - 0.83A \quad ; 0.4 \leq A \leq 1$$

and M_{IM5} is defined as follows

$$M_{IM5} = \begin{array}{ll} 4.5 & ; \Delta_{IM5} < 1.5 * BW_{Channel_CA} \\ 6.0 & ; 1.5 * BW_{Channel_CA} \leq \Delta_{IM5} < BW_{Channel_CA}/2 + \Delta f_{ooB} \\ M_A & ; \Delta_{IM5} \geq BW_{Channel_CA}/2 + \Delta f_{ooB} \end{array}$$

Where

$$A = N_{RB_alloc} / N_{RB_agg}$$

$$\Delta_{IM5} = \max(|F_{C_agg} - (3 * F_{agg_alloc_low} - 2 * F_{agg_alloc_high})|, |F_{C_agg} - (3 * F_{agg_alloc_high} - 2 * F_{agg_alloc_low})|)$$

$CEIL\{M_A, 0.5\}$ means rounding upwards to closest 0.5dB, i.e. $MPR \in [3.0, 3.5, 4.0, 4.5, 5.0, 5.5, 6.0, 6.5, 7.0, 7.5, 8.0, 8.5]$

For intra-band carrier aggregation, the MPR is evaluated per slot and given by the maximum value taken over the transmission(s) on all component carriers within the slot; the maximum MPR over the two slots is then applied for the entire subframe.

For intra-band non-contiguous carrier aggregation with one uplink carrier on the PCC, the requirements in the subclause 6.2.3 apply. For intra-band non-contiguous aggregation with two uplink carriers the MPR is defined for those E-UTRA bands where maximum possible $W_{GAP} \leq 42.2$ MHz as follows

$$MPR = CEIL\{M_A, 0.5\}$$

Where M_N is defined as follows

$$M_N = \begin{array}{ll} -0.125N + 18.25 & ; 2 \leq N \leq 50 \\ -0.0333 N + 13.67 & ; 50 < N \leq 200 \end{array}$$

Where $N = N_{RB_alloc}$ is the number of allocated resource blocks.

For the UE maximum output power modified by MPR, the power limits specified in subclause 6.2.5A apply.

LTE Intra-Band Contiguous Carrier Aggregation

UL CA shall be tested based on the worst-case SAR configuration determined from non-CA SAR testing result. The channel BW, channel number, RB allocation, etc. would be selected to allow contiguous CA of PCC and SCC. Uplink output power for UL CA is the total power measured across the PCC and SCC.

UL CA power measurements were performed for each antennas at with QPSK modulation based on the worst-case standalone SAR.

The UL CA mode power measurements represent the total power across both carriers. Measurements were made for all supported PCC bandwidths using the channel/RB combination resulting in the highest standalone output power at the least MPR (0 dB). SCCs were set to use configurations similar to the PCC to establish conservative or worst case equivalent SAR test conditions (highest maximum output power with MPR of 0 dB and RB allocation setting).

The standalone power measurement is the power for the PCC in the non-CA mode (i.e. single carrier power). In all cases the UL CA power is less than or equal to the standalone power, which is in accordance with the tune-up limits in table below.

According to April 2015 TCB workshop, SAR test exclusion can be applied for testing overlapping LTE bands as follows:

- a) The maximum output power, including tolerance, for the smaller band must be ≤ the larger band to qualify for the SAR test exclusion.
- b) The channel bandwidth and other operating parameters for the smaller band must be fully supported by the larger band.

According to November 2017 TCB workshop, Uplink CA SAR Test Guidance as follows:

- a) When the maximum output power for UL CA is ≤ standalone LTE mode (without CA)
 - PCC is configured according to the highest standalone SAR configuration tested
 - SCC and subsequent CCs are configured according to procedures used for power measurement and parameters (BW, RB etc.) similar to that used for the PCC
- b) When the Reported SAR for UL CA configuration, described above, is > 1.2 W/kg, UL CA SAR is also required for all required test channels(PCC based)
- c) UL CA SAR is also required for standalone SAR configurations > 1.2 W/kg when they are scaled to the UL CA power level

Maximum Output Power for LTE UL Carrier Aggregation

| Intra-Band Contiguous | Mode | Target Output Power (dBm) | | | | | | | | Maximum Output Power (dBm) | | | | | | | |
|-----------------------|------|---------------------------|--------|--------|--------|--------|--------|--------|--------|----------------------------|--------|--------|--------|--------|--------|--------|--------|
| | | ANT1 | | ANT2 | | ANT3 | | ANT4 | | ANT1 | | ANT2 | | ANT3 | | ANT4 | |
| | | Mode A | Mode B | Mode A | Mode B | Mode A | Mode B | Mode A | Mode B | Mode A | Mode B | Mode A | Mode B | Mode A | Mode B | Mode A | Mode B |
| CA_5B | QPSK | 25.0 | 25.0 | 23.8 | 24.0 | 24.7 | 24.6 | | | 25.7 | 25.7 | 24.5 | 24.7 | 25.4 | 25.3 | | |
| CA_7C | QPSK | 19.3 | 21.3 | 18.6 | 19.2 | 21.1 | 20.3 | 19.3 | 19.7 | 20.0 | 22.0 | 19.3 | 19.9 | 21.8 | 21.0 | 20.0 | 20.4 |
| CA_41C (PC3) | QPSK | 24.7 | 21.8 | 19.5 | 20.5 | 23.7 | 19.9 | 21.1 | 19.8 | 25.7 | 22.8 | 20.5 | 21.5 | 24.7 | 20.9 | 22.1 | 20.8 |
| CA_41C (PC2) | QPSK | 27.1 | 23.4 | 21.1 | 22.1 | 25.3 | 21.5 | 22.7 | 21.4 | 28.1 | 24.4 | 22.1 | 23.1 | 26.3 | 22.5 | 23.7 | 22.4 |
| Intra-Band Contiguous | Mode | Target Output Power (dBm) | | | | | | | | Maximum Output Power (dBm) | | | | | | | |
| | | ANT7 | | ANT8 | | ANT9 | | ANT4 | | ANT7 | | ANT8 | | ANT9 | | ANT4 | |
| | | Mode A | Mode B | Mode A | Mode B | Mode A | Mode B | Mode A | Mode B | Mode A | Mode B | Mode A | Mode B | Mode A | Mode B | Mode A | Mode B |
| CA_48C | QPSK | 24.0 | 21.8 | 19.4 | 19.9 | 22.5 | 19.9 | 22.2 | 20.6 | 25.0 | 22.8 | 20.4 | 20.9 | 23.5 | 20.9 | 23.2 | 21.6 |

LTE CA 5B Measured Results

| UL CA Combination | Antenna | Power Mode | Modulation | PCC | | | | SCC | | | | Standalone Power | | (PCC + SCC) UL CA Power | | | CA Inactive Power Setting | CA Active Power Setting |
|-------------------|---------|------------|------------|----------|-------|----|--------|----------|-------|----|--------|----------------------------|----------------------|----------------------------|--------------------|-------|---------------------------|-------------------------|
| | | | | BW (MHz) | Freq | RB | Offset | BW (MHz) | Freq | RB | Offset | Maximum Output Power (dBm) | UL CA Inactive (dBm) | Maximum Output Power (dBm) | UL CA Active (dBm) | Delta | | |
| CA_5B | ANT 1 | Mode A | QPSK | 10 | 831.6 | 1 | 49 | 5 | 841.5 | 1 | 0 | 25.7 | 25.1 | 25.7 | 25.0 | -0.1 | 25.0 | 22.00 |
| CA_5B | ANT 1 | Mode B | QPSK | 10 | 831.6 | 1 | 49 | 5 | 841.5 | 1 | 0 | 25.7 | 25.1 | 25.7 | 25.0 | -0.1 | 25.0 | 22.00 |
| CA_5B | ANT 2 | Mode A | QPSK | 10 | 831.6 | 1 | 49 | 5 | 841.5 | 1 | 0 | 24.5 | 23.7 | 24.5 | 23.7 | 0.0 | 23.8 | 20.80 |
| CA_5B | ANT 2 | Mode B | QPSK | 10 | 831.6 | 1 | 49 | 5 | 841.5 | 1 | 0 | 24.7 | 24.5 | 24.7 | 24.4 | -0.1 | 24.0 | 21.00 |
| CA_5B | ANT 3 | Mode A | QPSK | 10 | 831.6 | 1 | 49 | 5 | 841.5 | 1 | 0 | 25.4 | 25.1 | 25.4 | 25.0 | -0.1 | 24.7 | 21.70 |
| CA_5B | ANT 3 | Mode B | QPSK | 10 | 831.6 | 1 | 49 | 5 | 841.5 | 1 | 0 | 25.3 | 25.0 | 25.3 | 24.9 | -0.1 | 24.6 | 21.60 |

Note(s):

PCC RB allocation setting for UL CA has been adjusted based on the worst-case power.

LTE CA 7C Measured Results

| UL CA Combination | Antenna | Power Mode | Modulation | PCC | | | | SCC | | | | Standalone Power | | (PCC + SCC) UL CA Power | | | CA Inactive Power Setting | CA Active Power Setting |
|-------------------|---------|------------|------------|----------|--------|----|--------|----------|--------|----|--------|----------------------------|----------------------|----------------------------|--------------------|-------|---------------------------|-------------------------|
| | | | | BW (MHz) | Freq | RB | Offset | BW (MHz) | Freq | RB | Offset | Maximum Output Power (dBm) | UL CA Inactive (dBm) | Maximum Output Power (dBm) | UL CA Active (dBm) | Delta | | |
| CA_7C | ANT 1 | Mode A | QPSK | 20 | 2525.1 | 1 | 99 | 20 | 2544.9 | 1 | 0 | 20.0 | 19.5 | 20.0 | 19.5 | 0.0 | 25.0 | 22.00 |
| CA_7C | ANT 1 | Mode B | QPSK | 20 | 2525.1 | 1 | 99 | 20 | 2544.9 | 1 | 0 | 22.0 | 20.8 | 22.0 | 20.7 | -0.1 | 22.6 | 19.60 |
| CA_7C | ANT 1 | Mode B | QPSK | 20 | 2525.1 | 1 | 99 | 20 | 2544.9 | 1 | 0 | 22.0 | 20.8 | 22.0 | 20.7 | -0.1 | 22.6 | 19.60 |
| CA_7C | ANT 2 | Mode A | QPSK | 20 | 2525.1 | 1 | 99 | 20 | 2544.9 | 1 | 0 | 19.3 | 18.2 | 19.3 | 18.2 | 0.0 | 17.6 | 14.60 |
| CA_7C | ANT 2 | Mode B | QPSK | 20 | 2525.1 | 1 | 99 | 20 | 2544.9 | 1 | 0 | 19.9 | 19.2 | 19.9 | 19.1 | -0.1 | 18.6 | 15.60 |
| CA_7C | ANT 3 | Mode A | QPSK | 20 | 2525.1 | 1 | 99 | 20 | 2544.9 | 1 | 0 | 21.8 | 21.4 | 21.8 | 21.5 | 0.1 | 21.1 | 18.10 |
| CA_7C | ANT 3 | Mode B | QPSK | 20 | 2540.2 | 1 | 99 | 20 | 2560.0 | 1 | 0 | 21.0 | 20.7 | 21.0 | 20.6 | -0.1 | 19.1 | 16.10 |
| CA_7C | ANT 4 | Mode A | QPSK | 20 | 2525.1 | 1 | 99 | 20 | 2544.9 | 1 | 0 | 20.0 | 19.6 | 20.0 | 19.4 | -0.2 | 19.6 | 16.60 |
| CA_7C | ANT 4 | Mode B | QPSK | 20 | 2525.1 | 1 | 99 | 20 | 2544.9 | 1 | 0 | 20.4 | 20.2 | 20.4 | 20.2 | 0.0 | 20.1 | 17.10 |
| CA_7C | ANT 4 | Mode B | QPSK | 20 | 2510.0 | 1 | 99 | 20 | 2529.8 | 1 | 0 | 20.4 | 20.3 | 20.4 | 20.4 | 0.1 | 20.1 | 17.10 |

Note(s):

PCC RB allocation setting for UL CA has been adjusted based on the worst-case power.

LTE CA 41C (PC3) Measured Results

| UL CA Combination | Antenna | Power Mode | Modulation | PCC | | | | SCC | | | | Standalone Power | | (PCC + SCC) UL CA Power | | | CA Inactive Power Setting | CA Active Power Setting |
|-------------------|---------|------------|------------|----------|--------|----|--------|----------|--------|----|--------|----------------------------|----------------------|----------------------------|--------------------|-------|---------------------------|-------------------------|
| | | | | BW (MHz) | Freq | RB | Offset | BW (MHz) | Freq | RB | Offset | Maximum Output Power (dBm) | UL CA Inactive (dBm) | Maximum Output Power (dBm) | UL CA Active (dBm) | Delta | | |
| CA_41C | ANT 1 | Mode A | QPSK | 20 | 2583.1 | 1 | 99 | 20 | 2602.9 | 1 | 0 | 25.7 | 25.3 | 25.7 | 25.2 | -0.1 | 25.0 | 22.00 |
| CA_41C | ANT 1 | Mode B | QPSK | 20 | 2583.1 | 1 | 99 | 20 | 2602.9 | 1 | 0 | 22.8 | 22.8 | 22.8 | 22.8 | 0.0 | 23.8 | 20.80 |
| CA_41C | ANT 1 | Mode B | QPSK | 20 | 2506.0 | 1 | 99 | 20 | 2525.8 | 1 | 0 | 22.8 | 22.8 | 22.8 | 22.8 | 0.0 | 23.8 | 20.80 |
| CA_41C | ANT 2 | Mode A | QPSK | 20 | 2583.1 | 1 | 99 | 20 | 2602.9 | 1 | 0 | 20.5 | 19.6 | 20.5 | 19.6 | 0.0 | 19.3 | 16.30 |
| CA_41C | ANT 2 | Mode B | QPSK | 20 | 2660.2 | 1 | 99 | 20 | 2680 | 1 | 0 | 21.5 | 20.6 | 21.5 | 20.5 | -0.1 | 20.1 | 17.10 |
| CA_41C | ANT 3 | Mode A | QPSK | 20 | 2583.1 | 1 | 99 | 20 | 2602.9 | 1 | 0 | 24.7 | 24.3 | 24.7 | 24.2 | -0.1 | 24.1 | 21.10 |
| CA_41C | ANT 3 | Mode B | QPSK | 20 | 2583.1 | 1 | 99 | 20 | 2602.9 | 1 | 0 | 20.9 | 20.5 | 20.9 | 20.5 | 0.0 | 21.8 | 18.80 |
| CA_41C | ANT 3 | Mode B | QPSK | 20 | 2660.2 | 1 | 99 | 20 | 2680 | 1 | 0 | 20.9 | 20.6 | 20.9 | 20.7 | 0.1 | 21.8 | 18.80 |
| CA_41C | ANT 4 | Mode A | QPSK | 20 | 2583.1 | 1 | 99 | 20 | 2602.9 | 1 | 0 | 22.1 | 20.8 | 22.1 | 20.6 | -0.2 | 20.6 | 17.60 |
| CA_41C | ANT 4 | Mode B | QPSK | 20 | 2583.1 | 1 | 99 | 20 | 2602.9 | 1 | 0 | 20.8 | 20.1 | 20.8 | 20.1 | 0.0 | 19.8 | 16.80 |
| CA_41C | ANT 4 | Mode B | QPSK | 20 | 2506.0 | 1 | 99 | 20 | 2525.8 | 1 | 0 | 20.8 | 20.2 | 20.8 | 20.1 | -0.1 | 19.8 | 16.80 |

Note(s):

1. PCC RB allocation setting for UL CA has been adjusted based on the worst-case power.
2. Additional SAR for UL CA PC2 is not required. Test reduction has been applied based on standalone SAR.
3. SAR evaluation for PC2 is only required when its Maximum output power is higher from PC3.

LTE CA 48C Measured Results

| UL CA Combination | Antenna | Power Mode | Modulation | PCC | | | | SCC | | | | Standalone Power | | (PCC + SCC) UL CA Power | | | CA Inactive Power Setting | CA Active Power Setting |
|-------------------|---------|------------|------------|----------|--------|----|--------|----------|--------|----|--------|----------------------------|----------------------|----------------------------|--------------------|-------|---------------------------|-------------------------|
| | | | | BW (MHz) | Freq | RB | Offset | BW (MHz) | Freq | RB | Offset | Maximum Output Power (dBm) | UL CA Inactive (dBm) | Maximum Output Power (dBm) | UL CA Active (dBm) | Delta | | |
| CA_48C | ANT 7 | Mode A | QPSK | 20 | 3615.1 | 1 | 99 | 20 | 3634.9 | 1 | 0 | 25.0 | 24.3 | 25.0 | 21.7 | -2.6 | 24.0 | 21.00 |
| CA_48C | ANT 7 | Mode B | QPSK | 20 | 3615.1 | 1 | 99 | 20 | 3634.9 | 1 | 0 | 22.8 | 22.0 | 22.8 | 22.1 | 0.1 | 21.8 | 18.80 |
| CA_48C | ANT 7 | Mode B | QPSK | 20 | 3560.0 | 1 | 99 | 20 | 3579.8 | 1 | 0 | 22.8 | 22.1 | 22.8 | 22.1 | 0.0 | 21.8 | 18.80 |
| CA_48C | ANT 8 | Mode A | QPSK | 20 | 3615.1 | 1 | 99 | 20 | 3634.9 | 1 | 0 | 20.4 | 18.9 | 20.4 | 18.8 | -0.1 | 19.0 | 16.00 |
| CA_48C | ANT 8 | Mode B | QPSK | 20 | 3615.1 | 1 | 99 | 20 | 3634.9 | 1 | 0 | 20.9 | 19.7 | 20.9 | 19.6 | -0.1 | 19.5 | 16.50 |
| CA_48C | ANT 8 | Mode B | QPSK | 20 | 3615.1 | 1 | 99 | 20 | 3634.9 | 1 | 0 | 20.9 | 19.7 | 20.9 | 19.6 | -0.1 | 19.5 | 16.50 |
| CA_48C | ANT 9 | Mode A | QPSK | 20 | 3615.1 | 1 | 99 | 20 | 3634.9 | 1 | 0 | 23.5 | 23.1 | 23.5 | 23.1 | 0.0 | 22.5 | 19.50 |
| CA_48C | ANT 9 | Mode B | QPSK | 20 | 3670.2 | 1 | 99 | 20 | 3690.0 | 1 | 0 | 20.9 | 20.8 | 20.9 | 20.8 | 0.0 | 20.3 | 17.30 |
| CA_48C | ANT 4 | Mode A | QPSK | 20 | 3615.1 | 1 | 99 | 20 | 3634.9 | 1 | 0 | 23.2 | 22.9 | 23.2 | 22.9 | 0.0 | 17.8 | 14.80 |
| CA_48C | ANT 4 | Mode B | QPSK | 20 | 3615.1 | 1 | 99 | 20 | 3634.9 | 1 | 0 | 21.6 | 21.5 | 21.6 | 21.4 | -0.1 | 17.0 | 14.00 |

Note(s):

PCC RB allocation setting for UL CA has been adjusted based on the worst-case power.

LTE Inter-Band Carrier Aggregation

According to October 2018 TCB workshop, Uplink CA SAR Test Guidance as follows:

- Provide the single uplink SAR values you have obtained for the relevant SAR configurations and frequency bands that employ inter-band uplink carrier aggregation.
- If the single uplink 1-g SAR values for each band are both less than 0.8 W/kg and the algebraic summation of the 1-g SAR values are less than 1.45 W/kg no additional measurements need to be performed.
- If one of the single uplink 1-g SAR values is greater than 0.8 W/kg, instead of algebraically summing the 1-g SAR values, sum up the SAR distributions, similar to the enlarged zoom scan (volume scan) procedures found in FCC KDB Publication 865664 D01 SAR Measurement 100 MHz to 6 GHz v01r04.
- If the algebraic sum of the 1-g SAR values is > 1.45 W/kg additional measurements may have to be made. Submit a KDB inquiry for additional guidance.

Maximum Output Power (Tune-up Limit) and SAR test exemption for LTE UL Carrier Aggregation

The maximum UL CA transmit power is reduced by 3dB from the standalone values for both carriers therefore SAR will be reduced accordingly.

The reported 1g SAR for any standalone LTE configuration does not exceed 1.2 W/kg. The worst case UL CA SAR per band will therefore be <0.6W/kg. As the SAR for each individual band is <0.6 W/kg and the algebraic summation cannot exceed 1.2 W/kg no further measurements are needed.

The combined SAR contribution cannot exceed the highest standalone SAR:

$$(SAR_{LTE1/2} + SAR_{LTE2/2} \leq \text{Max} (SAR_{LTE1}, SAR_{LTE2}))$$

therefore simultaneous transmission analysis of UL-CA and WLAN/BT transmitters can be done using either of the standalone LTE SAR values alone.

9.5. LTE Down-Link Carrier Aggregation

This device supports LTE downlink carrier aggregation (CA). The tables appendix G is show the supported frequency bands of the device for DL Inter-band and DL Intra-band combinations.

9.6. 5G NR(FR1)

The following tests were conducted according to the test requirements outlined in section 6.2 of the 3GPP TS 138.521-1 specification.

UE Power Class: 3 (23 +/- 2dBm). The allowed Maximum Power Reduction (MPR) for the maximum output power due to higher order modulation and transmit bandwidth configuration (resource blocks) is specified in Table 6.2.3-1 of the 3GPP TS138.521-1.

Table 6.2.2.3-1: Maximum Power Reduction (MPR) for Power 3

| Modulation | MPR (dB) | | |
|----------------------|---------------------|----------------------|----------------------|
| | Edge RB allocations | Outer RB allocations | Inner RB allocations |
| DFT-s-OFDM PI/2 BPSK | $\leq 3.5^1$ | $\leq 1.2^1$ | $\leq 0.2^1$ |
| | $\leq 0.5^2$ | | 0^2 |
| DFT-s-OFDM QPSK | ≤ 1 | | 0 |
| DFT-s-OFDM 16 QAM | ≤ 2 | | ≤ 1 |
| DFT-s-OFDM 64 QAM | | ≤ 2.5 | |
| DFT-s-OFDM 256 QAM | | ≤ 4.5 | |
| CP-OFDM QPSK | ≤ 3 | | ≤ 1.5 |
| CP-OFDM 16 QAM | ≤ 3 | | ≤ 2 |
| CP-OFDM 64 QAM | | ≤ 3.5 | |
| CP-OFDM 256 QAM | | ≤ 6.5 | |

NOTE 1: Applicable for UE operating in TDD mode with PI/2 BPSK modulation and UE indicates support for UE capability *powerBoosting-pi2BPSK* and if the IE *powerBoostPi2BPSK* is set to 1 and 40 % or less slots in radio frame are used for UL transmission for bands n40, n41, n77, n78 and n79. The reference power of 0dB MPR is 26dBm.

NOTE 2: Applicable for UE operating in FDD mode, or in TDD mode in bands other than n40, n41, n77, n78 and n79 and if the IE *powerBoostPi2BPSK* is set to 0 and if more than 40% of slots in radio frame are used for UL transmission for bands n40, n41, n77, n78 and n79.

The allowed A-MPR values specified below in Table 6.2.3.3.1-1 of 3GPP TS138.521-1 are in addition to the allowed MPR requirements. All the measurements below were performed with A-MPR disabled, by using Network Signaling Value of “NS_01”

Table 6.2.3.3.1-1: Additional maximum power reduction (A-MPR)

| Network Signalling label | Requirements (subclause) | NR Band | Channel bandwidth (MHz) | Resources Blocks (N_{RB}) | A-MPR (dB) |
|--------------------------|--------------------------|-------------|--|-------------------------------|------------|
| NS_01 | | Table 5.2-1 | 5, 10, 15, 20, 25, 30, 40, 50, 60, 80, 90, 100 | Table 5.3.2-1 | N/A |

Uplink RB allocations were used to Table 6.1-1 of the 3GPP TS 138.521-1.

| Channel Bandwidth | SCS(kHz) | OFDM | RB allocation | | | | | | | |
|-------------------|----------|-------|----------------|-----------------|---------------|----------------|------------|--------------------|----------------|-----------------|
| | | | Edge_Full_Left | Edge_Full_Right | Edge_1RB_Left | Edge_1RB_Right | Outer_Full | Inner_Full | Inner_1RB_Left | Inner_1RB_Right |
| 5MHz | 15 | DFT-s | 2@0 | 2@23 | 1@0 | 1@24 | 25@0 | 12@6 | 1@1 | 1@23 |
| | | CP | 2@0 | 2@23 | 1@0 | 1@24 | 25@0 | 13@6 | 1@1 | 1@23 |
| | 30 | DFT-s | 2@0 | 2@9 | 1@0 | 1@10 | 10@0 | 5@2 ¹ | 1@1 | 1@9 |
| | | CP | 2@0 | 2@9 | 1@0 | 1@10 | 11@0 | 5@2 ¹ | 1@1 | 1@9 |
| | 60 | DFT-s | N/A | N/A | N/A | N/A | N/A | N/A | N/A | N/A |
| | | CP | N/A | N/A | N/A | N/A | N/A | N/A | N/A | N/A |
| 10MHz | 15 | DFT-s | 2@0 | 2@50 | 1@0 | 1@51 | 50@0 | 25@12 | 1@1 | 1@50 |
| | | CP | 2@0 | 2@50 | 1@0 | 1@51 | 52@0 | 26@13 | 1@1 | 1@50 |
| | 30 | DFT-s | 2@0 | 2@22 | 1@0 | 1@23 | 24@0 | 12@6 | 1@1 | 1@22 |
| | | CP | 2@0 | 2@22 | 1@0 | 1@23 | 24@0 | 12@6 | 1@1 | 1@22 |
| | 60 | DFT-s | 2@0 | 2@9 | 1@0 | 1@10 | 10@0 | 5@2 ¹ | 1@1 | 1@9 |
| | | CP | 2@0 | 2@9 | 1@0 | 1@10 | 11@0 | 5@2 ¹ | 1@1 | 1@9 |
| 15MHz | 15 | DFT-s | 2@0 | 2@77 | 1@0 | 1@78 | 75@0 | 36@18 | 1@1 | 1@77 |
| | | CP | 2@0 | 2@77 | 1@0 | 1@78 | 79@0 | 39@19 ¹ | 1@1 | 1@77 |
| | 30 | DFT-s | 2@0 | 2@36 | 1@0 | 1@37 | 36@0 | 18@9 | 1@1 | 1@36 |
| | | CP | 2@0 | 2@36 | 1@0 | 1@37 | 38@0 | 19@9 | 1@1 | 1@36 |
| | 60 | DFT-s | 2@0 | 2@16 | 1@0 | 1@17 | 18@0 | 9@4 | 1@1 | 1@16 |
| | | CP | 2@0 | 2@16 | 1@0 | 1@17 | 18@0 | 9@4 | 1@1 | 1@16 |
| 20MHz | 15 | DFT-s | 2@0 | 2@104 | 1@0 | 1@105 | 100@0 | 50@25 | 1@1 | 1@104 |
| | | CP | 2@0 | 2@104 | 1@0 | 1@105 | 106@0 | 53@26 | 1@1 | 1@104 |
| | 30 | DFT-s | 2@0 | 2@49 | 1@0 | 1@50 | 50@0 | 25@12 | 1@1 | 1@49 |
| | | CP | 2@0 | 2@49 | 1@0 | 1@50 | 51@0 | 25@12 ¹ | 1@1 | 1@49 |
| | 60 | DFT-s | 2@0 | 2@22 | 1@0 | 1@23 | 24@0 | 12@6 | 1@1 | 1@22 |
| | | CP | 2@0 | 2@22 | 1@0 | 1@23 | 24@0 | 12@6 | 1@1 | 1@22 |
| 25MHz | 15 | DFT-s | 2@0 | 2@131 | 1@0 | 1@132 | 128@0 | 64@32 | 1@1 | 1@131 |
| | | CP | 2@0 | 2@131 | 1@0 | 1@132 | 133@0 | 67@33 | 1@1 | 1@131 |
| | 30 | DFT-s | 2@0 | 2@63 | 1@0 | 1@64 | 64@0 | 32@16 | 1@1 | 1@63 |
| | | CP | 2@0 | 2@63 | 1@0 | 1@64 | 65@0 | 33@16 | 1@1 | 1@63 |
| | 60 | DFT-s | 2@0 | 2@29 | 1@0 | 1@30 | 30@0 | 15@7 ¹ | 1@1 | 1@29 |
| | | CP | 2@0 | 2@29 | 1@0 | 1@30 | 31@0 | 15@7 ¹ | 1@1 | 1@29 |
| 30MHz | 15 | DFT-s | 2@0 | 2@158 | 1@0 | 1@159 | 160@0 | 80@40 | 1@1 | 1@158 |
| | | CP | 2@0 | 2@158 | 1@0 | 1@159 | 160@0 | 80@40 | 1@1 | 1@158 |
| | 30 | DFT-s | 2@0 | 2@76 | 1@0 | 1@77 | 75@0 | 36@18 | 1@1 | 1@76 |
| | | CP | 2@0 | 2@76 | 1@0 | 1@77 | 78@0 | 39@19 | 1@1 | 1@76 |
| | 60 | DFT-s | 2@0 | 2@36 | 1@0 | 1@37 | 36@0 | 18@9 | 1@1 | 1@36 |
| | | CP | 2@0 | 2@36 | 1@0 | 1@37 | 38@0 | 19@9 | 1@1 | 1@36 |
| 40MHz | 15 | DFT-s | 2@0 | 2@214 | 1@0 | 1@215 | 216@0 | 108@54 | 1@1 | 1@214 |
| | | CP | 2@0 | 2@214 | 1@0 | 1@215 | 216@0 | 108@54 | 1@1 | 1@214 |
| | 30 | DFT-s | 2@0 | 2@104 | 1@0 | 1@105 | 100@0 | 50@25 | 1@1 | 1@104 |
| | | CP | 2@0 | 2@104 | 1@0 | 1@105 | 106@0 | 53@26 | 1@1 | 1@104 |
| | 60 | DFT-s | 2@0 | 2@49 | 1@0 | 1@50 | 50@0 | 25@12 | 1@1 | 1@49 |
| | | CP | 2@0 | 2@49 | 1@0 | 1@50 | 51@0 | 25@12 ¹ | 1@1 | 1@49 |
| 50MHz | 15 | DFT-s | 2@0 | 2@268 | 1@0 | 1@269 | 270@0 | 135@67 | 1@1 | 1@268 |
| | | CP | 2@0 | 2@268 | 1@0 | 1@269 | 270@0 | 135@67 | 1@1 | 1@268 |
| | 30 | DFT-s | 2@0 | 2@131 | 1@0 | 1@132 | 128@0 | 64@32 | 1@1 | 1@131 |
| | | CP | 2@0 | 2@131 | 1@0 | 1@132 | 133@0 | 67@33 | 1@1 | 1@131 |
| | 60 | DFT-s | 2@0 | 2@63 | 1@0 | 1@64 | 64@0 | 32@16 | 1@1 | 1@63 |
| | | CP | 2@0 | 2@63 | 1@0 | 1@64 | 65@0 | 33@16 | 1@1 | 1@63 |
| 60MHz | 15 | DFT-s | N/A | N/A | N/A | N/A | N/A | N/A | N/A | N/A |
| | | CP | N/A | N/A | N/A | N/A | N/A | N/A | N/A | N/A |
| | 30 | DFT-s | 2@0 | 2@160 | 1@0 | 1@161 | 162@0 | 81@40 | 1@1 | 1@160 |
| | | CP | 2@0 | 2@160 | 1@0 | 1@161 | 162@0 | 81@40 | 1@1 | 1@160 |
| | 60 | DFT-s | 2@0 | 2@77 | 1@0 | 1@78 | 75@0 | 36@18 | 1@1 | 1@77 |
| | | CP | 2@0 | 2@77 | 1@0 | 1@78 | 79@0 | 39@19 ¹ | 1@1 | 1@77 |
| 80MHz | 15 | DFT-s | N/A | N/A | N/A | N/A | N/A | N/A | N/A | N/A |
| | | CP | N/A | N/A | N/A | N/A | N/A | N/A | N/A | N/A |
| 90MHz | 30 | DFT-s | 2@0 | 2@215 | 1@0 | 1@216 | 216@0 | 108@54 | 1@1 | 1@215 |
| | | CP | 2@0 | 2@215 | 1@0 | 1@216 | 217@0 | 109@54 | 1@1 | 1@215 |
| | 60 | DFT-s | 2@0 | 2@105 | 1@0 | 1@106 | 100@0 | 50@25 | 1@1 | 1@105 |
| | | CP | 2@0 | 2@105 | 1@0 | 1@106 | 107@0 | 53@26 ¹ | 1@1 | 1@105 |
| | 15 | DFT-s | N/A | N/A | N/A | N/A | N/A | N/A | N/A | N/A |
| | | CP | N/A | N/A | N/A | N/A | N/A | N/A | N/A | N/A |
| 100MHz | 30 | DFT-s | 2@0 | 2@243 | 1@0 | 1@244 | 240@0 | 120@60 | 1@1 | 1@243 |
| | | CP | 2@0 | 2@243 | 1@0 | 1@244 | 245@0 | 123@61 | 1@1 | 1@243 |
| | 60 | DFT-s | 2@0 | 2@119 | 1@0 | 1@120 | 120@0 | 60@30 | 1@1 | 1@119 |
| | | CP | 2@0 | 2@119 | 1@0 | 1@120 | 121@0 | 61@30 | 1@1 | 1@119 |
| | 15 | DFT-s | N/A | N/A | N/A | N/A | N/A | N/A | N/A | N/A |
| | | CP | N/A | N/A | N/A | N/A | N/A | N/A | N/A | N/A |
| 100MHz | 30 | DFT-s | 2@0 | 2@271 | 1@0 | 1@272 | 270@0 | 135@67 | 1@1 | 1@271 |
| | | CP | 2@0 | 2@271 | 1@0 | 1@272 | 273@0 | 137@68 | 1@1 | 1@271 |
| | 60 | DFT-s | 2@0 | 2@133 | 1@0 | 1@134 | 135@0 | 64@32 | 1@1 | 1@133 |
| | | CP | 2@0 | 2@133 | 1@0 | 1@134 | 135@0 | 67@33 ¹ | 1@1 | 1@133 |

Note 1: The allocated RB number Low is $\text{cell}(\text{Nsub}/2) - 1$ in order to meet Inner RB allocation definition ($\text{RB}_{\text{start,Low}} \leq \text{RB}_{\text{start}} \leq \text{RB}_{\text{start,High}}$) described in subclause 6.2.2 of TS 38.101-1 [2].

Maximum Output Power for 5G NR (FR1)

According to April 2015 TCB workshop, SAR test exclusion can be applied for testing overlapping 5G NR(FR1) bands as follows:

- c) The maximum output power, including tolerance, for the smaller band must be ≤ the larger band to qualify for the SAR test exclusion.
- d) The channel bandwidth and other operating parameters for the smaller band must be fully supported by the larger band.

- NR Band n2 (1850-1910 MHz) is covered by NR Band n25 (1850-1915 MHz)

Maximum bandwidth does not support at least three non-overlapping channels in certain channel bandwidths. When a device supports overlapping channel assignment in a channel bandwidth configuration, the middle channel of the group of overlapping channels should be selected for testing per KDB 941225 D05 SAR for LTE Devices.

SAR measurement is not required for the Pi/2 BPSK, 16QAM, 64QAM and 256QAM. When the highest maximum output power for Pi/2 BPSK, 16QAM, 64QAM and 256QAM is ≤ ½ dB higher than the QPSK or when the reported SAR for the QPSK configuration is ≤ 1.45 W/kg.

Please refer to section 6.5. for 5G NR(FR1) detail test channels.

| RF Air interface | Mode | Maximum Output Power (Tune-up Limit) (dBm) | | | | | | | | Target Output Power (dBm) | | | | | | | |
|------------------|------|---|--------|--------|--------|--------|--------|--------|--------|------------------------------|--------|--------|--------|--------|--------|--------|--------|
| | | ANT1 | | ANT2 | | ANT3 | | ANT4 | | ANT1 | | ANT2 | | ANT3 | | ANT4 | |
| | | Mode A | Mode B | Mode A | Mode B | Mode A | Mode B | Mode A | Mode B | Mode A | Mode B | Mode A | Mode B | Mode A | Mode B | Mode A | Mode B |
| NR n2 | QPSK | 25.0 | 18.8 | 20.0 | 19.7 | 22.6 | 21.5 | 20.4 | 21.0 | 25.7 | 19.5 | 20.7 | 20.4 | 23.3 | 22.2 | 21.1 | 21.7 |
| NR n5 | QPSK | 25.0 | 25.0 | 23.8 | 24.0 | 24.7 | 24.6 | | | 25.7 | 25.7 | 24.5 | 24.7 | 25.4 | 25.3 | | |
| NR n7 | QPSK | 19.3 | 21.5 | 17.8 | 18.8 | 21.1 | 20.8 | 19.7 | 19.8 | 20.0 | 22.2 | 18.5 | 19.5 | 21.8 | 21.5 | 20.4 | 20.5 |
| NR n12 | QPSK | 25.0 | 25.0 | 24.0 | 24.0 | 24.7 | 24.7 | | | 25.7 | 25.7 | 24.7 | 24.7 | 25.4 | 25.4 | | |
| NR n14 | QPSK | 25.0 | 25.0 | 23.8 | 23.8 | 24.7 | 24.7 | | | 25.7 | 25.7 | 24.5 | 24.5 | 25.4 | 25.4 | | |
| NR n25 | QPSK | 25.0 | 18.8 | 20.0 | 19.7 | 22.6 | 21.5 | 20.4 | 21.0 | 25.7 | 19.5 | 20.7 | 20.4 | 23.3 | 22.2 | 21.1 | 21.7 |
| NR n26 | QPSK | 25.0 | 25.0 | 23.8 | 24.0 | 24.7 | 24.6 | | | 25.7 | 25.7 | 24.5 | 24.7 | 25.4 | 25.3 | | |
| NR n30 | QPSK | 24.5 | 23.6 | 21.6 | 22.3 | 21.6 | 19.5 | 20.8 | 19.3 | 25.2 | 24.3 | 22.3 | 23.0 | 22.3 | 20.2 | 21.5 | 20.0 |
| NR n41 (PC3) | QPSK | 23.5 | 19.8 | 17.5 | 18.5 | 21.7 | 17.9 | 19.1 | 17.8 | 24.5 | 20.8 | 18.5 | 19.5 | 22.7 | 18.9 | 20.1 | 18.8 |
| NR n41 (PC2) | QPSK | 26.5 | 22.8 | 20.5 | 21.5 | 24.7 | 20.9 | 22.1 | 20.8 | 27.5 | 23.8 | 21.5 | 22.5 | 25.7 | 21.9 | 23.1 | 21.8 |
| NR n53 | QPSK | 18.0 | 18.0 | 18.3 | 18.9 | | | | | 18.7 | 18.7 | 19.0 | 19.6 | | | | |
| NR n66 | QPSK | 24.6 | 18.7 | 19.3 | 19.0 | 22.1 | 21.8 | 20.3 | 21.7 | 25.3 | 19.4 | 20.0 | 19.7 | 22.8 | 22.5 | 21.0 | 22.4 |
| NR n70 | QPSK | 24.6 | 19.2 | 20.3 | 19.9 | 22.1 | 22.8 | 21.8 | 22.4 | 25.3 | 19.9 | 21.0 | 20.6 | 22.8 | 23.5 | 22.5 | 23.1 |
| NR n71 | QPSK | 25.0 | 25.0 | 24.0 | 24.0 | 24.7 | 24.7 | | | 25.7 | 25.7 | 24.7 | 24.7 | 25.4 | 25.4 | | |
| RF Air interface | Mode | Maximum Output Power (Tune-up Limit) (dBm) | | | | | | | | Target Output Power (dBm) | | | | | | | |
| | | ANT7 | | ANT8 | | ANT9 | | ANT4 | | ANT7 | | ANT8 | | ANT9 | | ANT4 | |
| | | Mode A | Mode B | Mode A | Mode B | Mode A | Mode B | Mode A | Mode B | Mode A | Mode B | Mode A | Mode B | Mode A | Mode B | Mode A | Mode B |
| NR n48 | QPSK | 22.0 | 19.8 | 17.4 | 17.9 | 20.5 | 17.9 | 20.2 | 18.6 | 23.0 | 20.8 | 18.4 | 18.9 | 21.5 | 18.9 | 21.2 | 19.6 |
| NR n77 (PC3) | QPSK | 21.8 | 19.8 | 17.7 | 17.1 | 17.5 | 16.4 | 20.0 | 18.9 | 22.8 | 20.8 | 18.7 | 18.1 | 18.5 | 17.4 | 21.0 | 19.9 |
| NR n77 (PC2) | QPSK | 24.8 | 22.8 | 20.7 | 20.1 | 20.5 | 19.4 | 23.0 | 21.9 | 25.8 | 23.8 | 21.7 | 21.1 | 21.5 | 20.4 | 24.0 | 22.9 |

NR Band 7 Measured Results (ANT1)

| BW (MHz) | OFDM Modulation Scheme | SCS (kHz) | Mode | RB Allocation | RB offset | Mode A (dBm) | | | | | Mode B (dBm) | | | | | | |
|----------|------------------------|-----------|----------|---------------|-----------|--------------|----------|----------|-----|----------------|--------------|----------|----------|-----|----------------|---|------|
| | | | | | | 504000 | 507000 | 510000 | MPR | Max Output Pwr | 504000 | 507000 | 510000 | MPR | Max Output Pwr | | |
| | | | | | | 2520 MHz | 2535 MHz | 2550 MHz | | | 2520 MHz | 2535 MHz | 2550 MHz | | | | |
| 40 | DFT-s | 15 | π/2 BPSK | 1 | 1 | | 19.2 | | | 0 | 20 | | 21.0 | | | 0 | 22.2 |
| | | | | 1 | 108 | | 19.6 | | | 0 | 20 | | 21.2 | | | 0 | 22.2 |
| | | | | 1 | 214 | | 19.5 | | | 0 | 20 | | 21.0 | | | 0 | 22.2 |
| | | | | 108 | 54 | | 19.6 | | | 0 | 20 | | 21.2 | | | 0 | 22.2 |
| | | | QPSK | 1 | 1 | | 19.5 | | | 0 | 20 | | 20.9 | | | 0 | 22.2 |
| | | | | 1 | 108 | | 19.5 | | | 0 | 20 | | 21.1 | | | 0 | 22.2 |
| | | | | 1 | 214 | | 19.5 | | | 0 | 20 | | 21.1 | | | 0 | 22.2 |
| | | | | 108 | 54 | | 19.5 | | | 0 | 20 | | 21.0 | | | 0 | 22.2 |
| 30 | DFT-s | 15 | π/2 BPSK | 1 | 80 | | 19.5 | | | 0 | 20 | | 21.0 | | | 0 | 22.2 |
| 25 | DFT-s | 15 | π/2 BPSK | 1 | 66 | | 19.4 | | | 0 | 20 | | 20.6 | | | 0 | 22.2 |
| 20 | DFT-s | 15 | π/2 BPSK | 1 | 53 | 19.3 | 19.5 | 19.6 | 0 | 20 | 20.9 | 20.9 | 20.9 | 0 | 22.2 | | |
| 15 | DFT-s | 15 | π/2 BPSK | 1 | 39 | 19.3 | 19.4 | 19.6 | 0 | 20 | 20.9 | 20.9 | 20.9 | 0 | 22.2 | | |
| 10 | DFT-s | 15 | π/2 BPSK | 1 | 26 | 19.2 | 19.3 | 19.5 | 0 | 20 | 20.8 | 20.9 | 20.8 | 0 | 22.2 | | |
| 5 | DFT-s | 15 | π/2 BPSK | 1 | 12 | 19.2 | 19.3 | 19.5 | 0 | 20 | 20.7 | 20.8 | 20.8 | 0 | 22.2 | | |

NR Band 7 Measured Results (ANT2)

| BW (MHz) | OFDM Modulation Scheme | SCS (kHz) | Mode | RB Allocation | RB offset | Mode A (dBm) | | | | | Mode B (dBm) | | | | | | |
|----------|------------------------|-----------|----------|---------------|-----------|--------------|----------|----------|-----|----------------|--------------|----------|----------|-----|----------------|---|------|
| | | | | | | 504000 | 507000 | 510000 | MPR | Max Output Pwr | 504000 | 507000 | 510000 | MPR | Max Output Pwr | | |
| | | | | | | 2520 MHz | 2535 MHz | 2550 MHz | | | 2520 MHz | 2535 MHz | 2550 MHz | | | | |
| 40 | DFT-s | 15 | π/2 BPSK | 1 | 1 | | 17.9 | | | 0 | 18.5 | | 19.2 | | | 0 | 19.5 |
| | | | | 1 | 108 | | 17.9 | | | 0 | 18.5 | | 19.2 | | | 0 | 19.5 |
| | | | | 1 | 214 | | 17.9 | | | 0 | 18.5 | | 19.2 | | | 0 | 19.5 |
| | | | | 108 | 54 | | 17.9 | | | 0 | 18.5 | | 19.2 | | | 0 | 19.5 |
| | | | QPSK | 1 | 1 | | 18.0 | | | 0 | 18.5 | | 19.3 | | | 0 | 19.5 |
| | | | | 1 | 108 | | 17.8 | | | 0 | 18.5 | | 19.3 | | | 0 | 19.5 |
| | | | | 1 | 214 | | 18.0 | | | 0 | 18.5 | | 19.3 | | | 0 | 19.5 |
| | | | | 108 | 54 | | 17.8 | | | 0 | 18.5 | | 19.2 | | | 0 | 19.5 |
| 30 | DFT-s | 15 | π/2 BPSK | 1 | 80 | | 17.9 | | | 0 | 18.5 | | 19.3 | | | 0 | 19.5 |
| 25 | DFT-s | 15 | π/2 BPSK | 1 | 66 | | 18.0 | | | 0 | 18.5 | | 19.3 | | | 0 | 19.5 |
| 20 | DFT-s | 15 | π/2 BPSK | 1 | 53 | 17.9 | 18.0 | 18.0 | 0 | 18.5 | 19.2 | 18.9 | 19.2 | 0 | 19.5 | | |
| 15 | DFT-s | 15 | π/2 BPSK | 1 | 39 | 17.9 | 17.9 | 18.0 | 0 | 18.5 | 19.1 | 19.3 | 19.3 | 0 | 19.5 | | |
| 10 | DFT-s | 15 | π/2 BPSK | 1 | 26 | 17.8 | 17.8 | 17.9 | 0 | 18.5 | 19.1 | 19.1 | 19.2 | 0 | 19.5 | | |
| 5 | DFT-s | 15 | π/2 BPSK | 1 | 12 | 17.8 | 17.7 | 18.0 | 0 | 18.5 | 18.9 | 19.1 | 19.2 | 0 | 19.5 | | |

NR Band 14 Measured Results (ANT1)

| BW (MHz) | OFDM Modulation Scheme | SCS (kHz) | Mode | RB Allocation | RB offset | Mode A (dBm) | | | | | Mode B (dBm) | | | | | | |
|----------|------------------------|-----------|----------|---------------|-----------|--------------|---------|-----------|-----|----------------|--------------|---------|-----------|-----|----------------|---|------|
| | | | | | | 158600 | 158600 | 158600 | MPR | Max Output Pwr | 158600 | 158600 | 158600 | MPR | Max Output Pwr | | |
| | | | | | | 793 MHz | 793 MHz | 793 MHz | | | 793 MHz | 793 MHz | 793 MHz | | | | |
| 10 | DFT-s | 15 | π/2 BPSK | 1 | 1 | | 25.0 | | | 0 | 25.7 | | 25.0 | | | 0 | 25.7 |
| | | | | 1 | 26 | | 25.2 | | | 0 | 25.7 | | 25.2 | | | 0 | 25.7 |
| | | | | 1 | 50 | | 24.9 | | | 0 | 25.7 | | 24.9 | | | 0 | 25.7 |
| | | | | 25 | 14 | | 25.2 | | | 0 | 25.7 | | 25.2 | | | 0 | 25.7 |
| | | | QPSK | 1 | 1 | | 25.0 | | | 0 | 25.7 | | 25.0 | | | 0 | 25.7 |
| | | | | 1 | 26 | | 25.2 | | | 0 | 25.7 | | 25.2 | | | 0 | 25.7 |
| | | | | 1 | 50 | | 24.8 | | | 0 | 25.7 | | 24.8 | | | 0 | 25.7 |
| | | | | 25 | 14 | | 25.2 | | | 0 | 25.7 | | 25.2 | | | 0 | 25.7 |
| 5 | DFT-s | 15 | π/2 BPSK | 1 | 12 | Mode A (dBm) | | | | | Mode B (dBm) | | | | | | |
| | | | | | | 158100 | 158600 | 159100 | MPR | Max Output Pwr | 158100 | 158600 | 159100 | MPR | Max Output Pwr | | |
| | | | | | | 790.5 MHz | 793 MHz | 795.5 MHz | | | 790.5 MHz | 793 MHz | 795.5 MHz | | | | |
| | | | | | | | 25.0 | | | 0 | 25.7 | | 25.0 | | | 0 | 25.7 |

NR Band 14 Measured Results (ANT2)

| BW (MHz) | OFDM Modulation Scheme | SCS (kHz) | Mode | RB Allocation | RB offset | Mode A (dBm) | | | | | Mode B (dBm) | | | | | | |
|----------|------------------------|-----------|----------|---------------|-----------|--------------|---------|-----------|-----|----------------|--------------|---------|-----------|-----|----------------|---|------|
| | | | | | | 158600 | 158600 | 158600 | MPR | Max Output Pwr | 158600 | 158600 | 158600 | MPR | Max Output Pwr | | |
| | | | | | | 793 MHz | 793 MHz | 793 MHz | | | 793 MHz | 793 MHz | 793 MHz | | | | |
| 10 | DFT-s | 15 | π/2 BPSK | 1 | 1 | | 24.1 | | | 0 | 24.5 | | 24.1 | | | 0 | 24.5 |
| | | | | 1 | 26 | | 24.1 | | | 0 | 24.5 | | 24.1 | | | 0 | 24.5 |
| | | | | 1 | 50 | | 24.0 | | | 0 | 24.5 | | 24.1 | | | 0 | 24.5 |
| | | | | 25 | 14 | | 24.0 | | | 0 | 24.5 | | 24.0 | | | 0 | 24.5 |
| | | | QPSK | 1 | 1 | | 24.1 | | | 0 | 24.5 | | 24.1 | | | 0 | 24.5 |
| | | | | 1 | 26 | | 24.1 | | | 0 | 24.5 | | 24.1 | | | 0 | 24.5 |
| | | | | 1 | 50 | | 24.1 | | | 0 | 24.5 | | 24.0 | | | 0 | 24.5 |
| | | | | 25 | 14 | | 24.0 | | | 0 | 24.5 | | 24.0 | | | 0 | 24.5 |
| 5 | DFT-s | 15 | π/2 BPSK | 1 | 12 | Mode A (dBm) | | | | | Mode B (dBm) | | | | | | |
| | | | | | | 158100 | 158600 | 159100 | MPR | Max Output Pwr | 158100 | 158600 | 159100 | MPR | Max Output Pwr | | |
| | | | | | | 790.5 MHz | 793 MHz | 795.5 MHz | | | 790.5 MHz | 793 MHz | 795.5 MHz | | | | |
| | | | | | | | 24.2 | | | 0 | 24.5 | | 24.3 | | | 0 | 24.5 |

NR Band 14 Measured Results (ANT3)

| BW (MHz) | OFDM Modulation Scheme | SCS (kHz) | Mode | RB Allocation | RB offset | Mode A (dBm) | | | | | Mode B (dBm) | | | | | | |
|----------|------------------------|-----------|----------|---------------|-----------|--------------|---------|-----------|-----|----------------|--------------|---------|-----------|-----|----------------|---|------|
| | | | | | | 158600 | 158600 | 158600 | MPR | Max Output Pwr | 158600 | 158600 | 158600 | MPR | Max Output Pwr | | |
| | | | | | | 793 MHz | 793 MHz | 793 MHz | | | 793 MHz | 793 MHz | 793 MHz | | | | |
| 10 | DFT-s | 15 | π/2 BPSK | 1 | 1 | | 25.0 | | | 0 | 25.4 | | 25.0 | | | 0 | 25.4 |
| | | | | 1 | 26 | | 25.1 | | | 0 | 25.4 | | 25.1 | | | 0 | 25.4 |
| | | | | 1 | 50 | | 25.1 | | | 0 | 25.4 | | 25.1 | | | 0 | 25.4 |
| | | | | 25 | 14 | | 24.9 | | | 0 | 25.4 | | 24.9 | | | 0 | 25.4 |
| | | | QPSK | 1 | 1 | | 25.1 | | | 0 | 25.4 | | 25.1 | | | 0 | 25.4 |
| | | | | 1 | 26 | | 25.0 | | | 0 | 25.4 | | 25.0 | | | 0 | 25.4 |
| | | | | 1 | 50 | | 25.1 | | | 0 | 25.4 | | 25.1 | | | 0 | 25.4 |
| | | | | 25 | 14 | | 24.9 | | | 0 | 25.4 | | 24.9 | | | 0 | 25.4 |
| 5 | DFT-s | 15 | π/2 BPSK | 1 | 12 | Mode A (dBm) | | | | | Mode B (dBm) | | | | | | |
| | | | | | | 158100 | 158600 | 159100 | MPR | Max Output Pwr | 158100 | 158600 | 159100 | MPR | Max Output Pwr | | |
| | | | | | | 790.5 MHz | 793 MHz | 795.5 MHz | | | 790.5 MHz | 793 MHz | 795.5 MHz | | | | |
| | | | | | | | 25.1 | | | 0 | 25.4 | | 25.1 | | | 0 | 25.4 |

NR Band 25 Measured Results (ANT1)

Table with 15 columns: BW (MHz), OFDM Modulation Scheme, SCS (kHz), Mode, RB Allocation, RB offset, Mode A (dBm) [374000, 376500, 379000, MPR, Max Output Pwr], Mode B (dBm) [374000, 376500, 379000, MPR, Max Output Pwr]. Rows include configurations for 40 MHz, 35 MHz, 30 MHz, 25 MHz, 20 MHz, 15 MHz, 10 MHz, and 5 MHz.

NR Band 25 Measured Results (ANT2)

Table with 15 columns: BW (MHz), OFDM Modulation Scheme, SCS (kHz), Mode, RB Allocation, RB offset, Mode A (dBm) [374000, 376500, 379000, MPR, Max Output Pwr], Mode B (dBm) [374000, 376500, 379000, MPR, Max Output Pwr]. Rows include configurations for 40 MHz, 35 MHz, 30 MHz, 25 MHz, 20 MHz, 15 MHz, 10 MHz, and 5 MHz.

NR Band 25 Measured Results (ANT3)

Table with columns for BW (MHz), OFDM Modulation Scheme, SCS (kHz), Mode, RB Allocation, RB offset, Mode A (dBm) [374000, 376500, 379000, MPR, Max Output Pwr], and Mode B (dBm) [374000, 376500, 379000, MPR, Max Output Pwr]. Rows include configurations for 40, 35, 30, 25, 20, 15, 10, and 5 MHz bandwidths with various modulation schemes and RB offsets.

NR Band 25 Measured Results (ANT4)

Table with columns for BW (MHz), OFDM Modulation Scheme, SCS (kHz), Mode, RB Allocation, RB offset, Mode A (dBm) [374000, 376500, 379000, MPR, Max Output Pwr], and Mode B (dBm) [374000, 376500, 379000, MPR, Max Output Pwr]. Rows include configurations for 40, 35, 30, 25, 20, 15, 10, and 5 MHz bandwidths with various modulation schemes and RB offsets.

NR Band 26 Measured Results (ANT1)

| BW (MHz) | OFDM Modulation Scheme | SCS (kHz) | Mode | RB Allocation | RB offset | Mode A (dBm) | | | | Mode B (dBm) | | | | | | | |
|----------|------------------------|-----------|----------|---------------|-----------|--------------|-----------|---------|-----|----------------|---------|-----------|---------|-----|----------------|---|------|
| | | | | | | 164800 | 166300 | 167800 | MPR | Max Output Pwr | 164800 | 166300 | 167800 | MPR | Max Output Pwr | | |
| | | | | | | 824 MHz | 831.5 MHz | 839 MHz | | | 824 MHz | 831.5 MHz | 839 MHz | | | | |
| 20 | DFT-s | 15 | π/2 BPSK | 1 | 1 | | 25.6 | | | 0 | 25.7 | | 25.6 | | | 0 | 25.7 |
| | | | | 1 | 53 | | 25.7 | | | 0 | 25.7 | | 25.7 | | | 0 | 25.7 |
| | | | | 1 | 104 | | 25.5 | | | 0 | 25.7 | | 25.5 | | | 0 | 25.7 |
| | | | | 50 | 28 | | 25.5 | | | 0 | 25.7 | | 25.5 | | | 0 | 25.7 |
| | | | QPSK | 1 | 1 | | 25.7 | | | 0 | 25.7 | | 25.7 | | | 0 | 25.7 |
| | | | | 1 | 53 | | 25.6 | | | 0 | 25.7 | | 25.6 | | | 0 | 25.7 |
| | | | | 1 | 104 | | 25.5 | | | 0 | 25.7 | | 25.5 | | | 0 | 25.7 |
| | | | | 50 | 28 | | 25.5 | | | 0 | 25.7 | | 25.5 | | | 0 | 25.7 |

NR Band 26 Measured Results (ANT2)

| BW (MHz) | OFDM Modulation Scheme | SCS (kHz) | Mode | RB Allocation | RB offset | Mode A (dBm) | | | | Mode B (dBm) | | | | | | | |
|----------|------------------------|-----------|----------|---------------|-----------|--------------|-----------|---------|-----|----------------|---------|-----------|---------|-----|----------------|---|------|
| | | | | | | 164800 | 166300 | 167800 | MPR | Max Output Pwr | 164800 | 166300 | 167800 | MPR | Max Output Pwr | | |
| | | | | | | 824 MHz | 831.5 MHz | 839 MHz | | | 824 MHz | 831.5 MHz | 839 MHz | | | | |
| 20 | DFT-s | 15 | π/2 BPSK | 1 | 1 | | 24.1 | | | 0 | 24.5 | | 24.3 | | | 0 | 24.7 |
| | | | | 1 | 53 | | 24.1 | | | 0 | 24.5 | | 24.3 | | | 0 | 24.7 |
| | | | | 1 | 104 | | 24.1 | | | 0 | 24.5 | | 24.3 | | | 0 | 24.7 |
| | | | | 50 | 28 | | 24.0 | | | 0 | 24.5 | | 24.2 | | | 0 | 24.7 |
| | | | QPSK | 1 | 1 | | 24.4 | | | 0 | 24.5 | | 24.7 | | | 0 | 24.7 |
| | | | | 1 | 53 | | 24.1 | | | 0 | 24.5 | | 24.3 | | | 0 | 24.7 |
| | | | | 1 | 104 | | 24.3 | | | 0 | 24.5 | | 24.4 | | | 0 | 24.7 |
| | | | | 50 | 28 | | 24.0 | | | 0 | 24.5 | | 24.2 | | | 0 | 24.7 |

NR Band 26 Measured Results (ANT3)

| BW (MHz) | OFDM Modulation Scheme | SCS (kHz) | Mode | RB Allocation | RB offset | Mode A (dBm) | | | | Mode B (dBm) | | | | | | | |
|----------|------------------------|-----------|----------|---------------|-----------|--------------|-----------|---------|-----|----------------|---------|-----------|---------|-----|----------------|---|------|
| | | | | | | 164800 | 166300 | 167800 | MPR | Max Output Pwr | 164800 | 166300 | 167800 | MPR | Max Output Pwr | | |
| | | | | | | 824 MHz | 831.5 MHz | 839 MHz | | | 824 MHz | 831.5 MHz | 839 MHz | | | | |
| 20 | DFT-s | 15 | π/2 BPSK | 1 | 1 | | 25.2 | | | 0 | 25.4 | | 25.0 | | | 0 | 25.3 |
| | | | | 1 | 53 | | 25.2 | | | 0 | 25.4 | | 25.1 | | | 0 | 25.3 |
| | | | | 1 | 104 | | 25.1 | | | 0 | 25.4 | | 25.1 | | | 0 | 25.3 |
| | | | | 50 | 28 | | 25.2 | | | 0 | 25.4 | | 25.1 | | | 0 | 25.3 |
| | | | QPSK | 1 | 1 | | 25.2 | | | 0 | 25.4 | | 25.0 | | | 0 | 25.3 |
| | | | | 1 | 53 | | 25.4 | | | 0 | 25.4 | | 25.3 | | | 0 | 25.3 |
| | | | | 1 | 104 | | 25.2 | | | 0 | 25.4 | | 25.1 | | | 0 | 25.3 |
| | | | | 50 | 28 | | 25.2 | | | 0 | 25.4 | | 25.1 | | | 0 | 25.3 |

NR Band 30 Measured Results (ANT1)

| BW (MHz) | OFDM Modulation Scheme | SCS (kHz) | Mode | RB Allocation | RB offset | Mode A (dBm) | | | | | Mode B (dBm) | | | | | |
|----------|------------------------|-----------|----------|---------------|-----------|--------------|----------|------------|-----|----------------|--------------|----------|------------|-----|----------------|------|
| | | | | | | 462000 | 462000 | 462000 | MPR | Max Output Pwr | 462000 | 462000 | 462000 | MPR | Max Output Pwr | |
| | | | | | | 2310 MHz | 2310 MHz | 2310 MHz | | | 2310 MHz | 2310 MHz | 2310 MHz | | | |
| 10 | DFT-s | 15 | π/2 BPSK | 1 | 1 | | 25.0 | | | 0 | 25.2 | | 25.8 | | 0 | 24.3 |
| | | | | 1 | 26 | | 25.2 | | | 0 | 25.2 | | 23.9 | | 0 | 24.3 |
| | | | | 1 | 50 | | 25.0 | | | 0 | 25.2 | | 23.6 | | 0 | 24.3 |
| | | | | 25 | 14 | | 25.1 | | | 0 | 25.2 | | 23.9 | | 0 | 24.3 |
| | | | QPSK | 1 | 1 | | 25.1 | | | 0 | 25.2 | | 23.7 | | 0 | 24.3 |
| | | | | 1 | 26 | | 25.2 | | | 0 | 25.2 | | 23.9 | | 0 | 24.3 |
| | | | | 1 | 50 | | 25.2 | | | 0 | 25.2 | | 23.8 | | 0 | 24.3 |
| | | | | 25 | 14 | | 25.1 | | | 0 | 25.2 | | 23.9 | | 0 | 24.3 |
| 5 | DFT-s | 15 | π/2 BPSK | 1 | 12 | Mode A (dBm) | | | | | Mode B (dBm) | | | | | |
| | | | | | | 461500 | 462000 | 462500 | MPR | Max Output Pwr | 461500 | 462000 | 462500 | MPR | Max Output Pwr | |
| | | | | | | 2307.5 MHz | 2310 MHz | 2312.5 MHz | | | 2307.5 MHz | 2310 MHz | 2312.5 MHz | | | |
| | | | | | | | 25.1 | | | 0 | 25.2 | | 23.8 | | 0 | 24.3 |

NR Band 30 Measured Results (ANT2)

| BW (MHz) | OFDM Modulation Scheme | SCS (kHz) | Mode | RB Allocation | RB offset | Mode A (dBm) | | | | | Mode B (dBm) | | | | | |
|----------|------------------------|-----------|----------|---------------|-----------|--------------|----------|------------|-----|----------------|--------------|----------|------------|-----|----------------|----|
| | | | | | | 462000 | 462000 | 462000 | MPR | Max Output Pwr | 462000 | 462000 | 462000 | MPR | Max Output Pwr | |
| | | | | | | 2310 MHz | 2310 MHz | 2310 MHz | | | 2310 MHz | 2310 MHz | 2310 MHz | | | |
| 10 | DFT-s | 15 | π/2 BPSK | 1 | 1 | | 21.6 | | | 0 | 22.3 | | 22.3 | | 0 | 23 |
| | | | | 1 | 26 | | 21.6 | | | 0 | 22.3 | | 22.3 | | 0 | 23 |
| | | | | 1 | 50 | | 21.5 | | | 0 | 22.3 | | 22.3 | | 0 | 23 |
| | | | | 25 | 14 | | 21.4 | | | 0 | 22.3 | | 22.2 | | 0 | 23 |
| | | | QPSK | 1 | 1 | | 21.4 | | | 0 | 22.3 | | 22.3 | | 0 | 23 |
| | | | | 1 | 26 | | 21.7 | | | 0 | 22.3 | | 22.1 | | 0 | 23 |
| | | | | 1 | 50 | | 21.6 | | | 0 | 22.3 | | 22.3 | | 0 | 23 |
| | | | | 25 | 14 | | 21.5 | | | 0 | 22.3 | | 22.2 | | 0 | 23 |
| 5 | DFT-s | 15 | π/2 BPSK | 1 | 12 | Mode A (dBm) | | | | | Mode B (dBm) | | | | | |
| | | | | | | 461500 | 462000 | 462500 | MPR | Max Output Pwr | 461500 | 462000 | 462500 | MPR | Max Output Pwr | |
| | | | | | | 2307.5 MHz | 2310 MHz | 2312.5 MHz | | | 2307.5 MHz | 2310 MHz | 2312.5 MHz | | | |
| | | | | | | | 21.6 | | | 0 | 22.3 | | 22.3 | | 0 | 23 |

NR Band 30 Measured Results (ANT3)

| BW (MHz) | OFDM Modulation Scheme | SCS (kHz) | Mode | RB Allocation | RB offset | Mode A (dBm) | | | | | Mode B (dBm) | | | | | |
|----------|------------------------|-----------|----------|---------------|-----------|--------------|----------|------------|-----|----------------|--------------|----------|------------|-----|----------------|------|
| | | | | | | 462000 | 462000 | 462000 | MPR | Max Output Pwr | 462000 | 462000 | 462000 | MPR | Max Output Pwr | |
| | | | | | | 2310 MHz | 2310 MHz | 2310 MHz | | | 2310 MHz | 2310 MHz | 2310 MHz | | | |
| 10 | DFT-s | 15 | π/2 BPSK | 1 | 1 | | 21.9 | | | 0 | 22.3 | | 19.1 | | 0 | 20.2 |
| | | | | 1 | 26 | | 22.0 | | | 0 | 22.3 | | 19.1 | | 0 | 20.2 |
| | | | | 1 | 50 | | 22.0 | | | 0 | 22.3 | | 19.1 | | 0 | 20.2 |
| | | | | 25 | 14 | | 22.0 | | | 0 | 22.3 | | 19.1 | | 0 | 20.2 |
| | | | QPSK | 1 | 1 | | 22.2 | | | 0 | 22.3 | | 19.3 | | 0 | 20.2 |
| | | | | 1 | 26 | | 22.3 | | | 0 | 22.3 | | 19.3 | | 0 | 20.2 |
| | | | | 1 | 50 | | 21.9 | | | 0 | 22.3 | | 19.3 | | 0 | 20.2 |
| | | | | 25 | 14 | | 22.0 | | | 0 | 22.3 | | 19.2 | | 0 | 20.2 |
| 5 | DFT-s | 15 | π/2 BPSK | 1 | 12 | Mode A (dBm) | | | | | Mode B (dBm) | | | | | |
| | | | | | | 461500 | 462000 | 462500 | MPR | Max Output Pwr | 461500 | 462000 | 462500 | MPR | Max Output Pwr | |
| | | | | | | 2307.5 MHz | 2310 MHz | 2312.5 MHz | | | 2307.5 MHz | 2310 MHz | 2312.5 MHz | | | |
| | | | | | | | 22.1 | | | 0 | 22.3 | | 19.3 | | 0 | 20.2 |

NR Band 30 Measured Results (ANT4)

| BW (MHz) | OFDM Modulation Scheme | SCS (kHz) | Mode | RB Allocation | RB offset | Mode A (dBm) | | | | | Mode B (dBm) | | | | | |
|----------|------------------------|-----------|----------|---------------|-----------|--------------|----------|------------|-----|----------------|--------------|----------|------------|-----|----------------|----|
| | | | | | | 462000 | 462000 | 462000 | MPR | Max Output Pwr | 462000 | 462000 | 462000 | MPR | Max Output Pwr | |
| | | | | | | 2310 MHz | 2310 MHz | 2310 MHz | | | 2310 MHz | 2310 MHz | 2310 MHz | | | |
| 10 | DFT-s | 15 | π/2 BPSK | 1 | 1 | | 21.0 | | | 0 | 21.5 | | 18.8 | | 0 | 20 |
| | | | | 1 | 26 | | 21.2 | | | 0 | 21.5 | | 19.2 | | 0 | 20 |
| | | | | 1 | 50 | | 21.0 | | | 0 | 21.5 | | 18.8 | | 0 | 20 |
| | | | | 25 | 14 | | 21.1 | | | 0 | 21.5 | | 19.0 | | 0 | 20 |
| | | | QPSK | 1 | 1 | | 21.0 | | | 0 | 21.5 | | 18.8 | | 0 | 20 |
| | | | | 1 | 26 | | 21.4 | | | 0 | 21.5 | | 18.8 | | 0 | 20 |
| | | | | 1 | 50 | | 21.0 | | | 0 | 21.5 | | 18.9 | | 0 | 20 |
| | | | | 25 | 14 | | 21.2 | | | 0 | 21.5 | | 19.1 | | 0 | 20 |
| 5 | DFT-s | 15 | π/2 BPSK | 1 | 12 | Mode A (dBm) | | | | | Mode B (dBm) | | | | | |
| | | | | | | 461500 | 462000 | 462500 | MPR | Max Output Pwr | 461500 | 462000 | 462500 | MPR | Max Output Pwr | |
| | | | | | | 2307.5 MHz | 2310 MHz | 2312.5 MHz | | | 2307.5 MHz | 2310 MHz | 2312.5 MHz | | | |
| | | | | | | | 21.0 | | | 0 | 21.5 | | 18.9 | | 0 | 20 |

NR Band 41 Measured Results (ANT1)

| BW (MHz) | OFDM Modulation Scheme | SCS (kHz) | Mode | RB Allocation | RB offset | Mode A (dBm) | | | | | | Mode B (dBm) | | | | | | | | | | | | | | |
|----------|------------------------|-----------|-----------|---------------|-----------|-----------------------|--------------------|-----------------------|-----------------------|-----------------------|-----------------------|--------------|----------------|-----------------------|--------------------|-----------------------|-----------------------|-----------------------|-----------------------|------|----------------|------|------|------|------|------|
| | | | | | | 509196 2545.98 MHz | 510000 2550 MHz | 513894 2566.47 MHz | 518598 2592.99 MHz | 523296 2616.48 MHz | 527994 2639.97 MHz | MPR | Max Output Pwr | 509196 2545.98 MHz | 510000 2550 MHz | 513894 2566.47 MHz | 518598 2592.99 MHz | 523296 2616.48 MHz | 527994 2639.97 MHz | MPR | Max Output Pwr | | | | | |
| 100 | DFT-s | 30 | 11/2 BPSK | 1 | 1 | 24.3 | 24.5 | 24.5 | 24.5 | 24.5 | 24.5 | 0 | 24.5 | 20.3 | 20.3 | 20.2 | 20.2 | 20.1 | 20.2 | 20.2 | 20.2 | 0 | 20.8 | | | |
| | | | | | | 24.5 | 24.5 | 24.5 | 24.5 | 24.5 | 24.5 | 0 | 24.5 | 20.3 | 20.3 | 20.2 | 20.2 | 20.1 | 20.2 | 20.2 | 20.2 | 20.2 | 0 | 20.8 | | |
| | | | | | | 24.5 | 24.5 | 24.5 | 24.5 | 24.5 | 24.5 | 0 | 24.5 | 20.3 | 20.3 | 20.2 | 20.2 | 20.1 | 20.2 | 20.2 | 20.2 | 20.2 | 20.2 | 0 | 20.8 | |
| | | | | | | 24.5 | 24.5 | 24.5 | 24.5 | 24.5 | 24.5 | 0 | 24.5 | 20.3 | 20.3 | 20.2 | 20.2 | 20.1 | 20.2 | 20.2 | 20.2 | 20.2 | 20.2 | 20.2 | 0 | 20.8 |
| | | | | | | 24.5 | 24.5 | 24.5 | 24.5 | 24.5 | 24.5 | 0 | 24.5 | 20.3 | 20.3 | 20.2 | 20.2 | 20.1 | 20.2 | 20.2 | 20.2 | 20.2 | 20.2 | 20.2 | 0 | 20.8 |
| | | | QPSK | 1 | 1 | 24.5 | 24.5 | 24.5 | 24.5 | 24.5 | 24.5 | 24.5 | 24.5 | 24.5 | 0 | 24.5 | 20.1 | 20.1 | 20.1 | 20.1 | 20.1 | 20.1 | 20.1 | 0 | 20.8 | |
| | | | | | | 24.5 | 24.5 | 24.5 | 24.5 | 24.5 | 24.5 | 0 | 24.5 | 20.1 | 20.1 | 20.1 | 20.1 | 20.1 | 20.1 | 20.1 | 20.1 | 20.1 | 20.1 | 0 | 20.8 | |
| | | | | | | 24.5 | 24.5 | 24.5 | 24.5 | 24.5 | 24.5 | 0 | 24.5 | 20.1 | 20.1 | 20.1 | 20.1 | 20.1 | 20.1 | 20.1 | 20.1 | 20.1 | 20.1 | 0 | 20.8 | |
| | | | | | | 24.5 | 24.5 | 24.5 | 24.5 | 24.5 | 24.5 | 0 | 24.5 | 20.1 | 20.1 | 20.1 | 20.1 | 20.1 | 20.1 | 20.1 | 20.1 | 20.1 | 20.1 | 20.1 | 0 | 20.8 |
| | | | | | | 24.5 | 24.5 | 24.5 | 24.5 | 24.5 | 24.5 | 0 | 24.5 | 20.1 | 20.1 | 20.1 | 20.1 | 20.1 | 20.1 | 20.1 | 20.1 | 20.1 | 20.1 | 20.1 | 0 | 20.8 |

NR Band 41 Measured Results (ANT2)

| BW (MHz) | OFDM Modulation Scheme | SCS (kHz) | Mode | RB Allocation | RB offset | Mode A (dBm) | | | | | | Mode B (dBm) | | | | | | | | | | | | | | |
|----------|------------------------|-----------|-----------|---------------|-----------|-----------------------|--------------------|-----------------------|-----------------------|-----------------------|-----------------------|--------------|----------------|-----------------------|--------------------|-----------------------|-----------------------|-----------------------|-----------------------|------|----------------|------|------|------|------|------|
| | | | | | | 509196 2545.98 MHz | 510000 2550 MHz | 513894 2566.47 MHz | 518598 2592.99 MHz | 523296 2616.48 MHz | 527994 2639.97 MHz | MPR | Max Output Pwr | 509196 2545.98 MHz | 510000 2550 MHz | 513894 2566.47 MHz | 518598 2592.99 MHz | 523296 2616.48 MHz | 527994 2639.97 MHz | MPR | Max Output Pwr | | | | | |
| 100 | DFT-s | 30 | 11/2 BPSK | 1 | 1 | 17.7 | 17.7 | 17.7 | 17.7 | 17.7 | 17.7 | 0 | 18.5 | 18.7 | 18.8 | 18.8 | 18.8 | 18.8 | 18.8 | 18.8 | 18.8 | 0 | 19.5 | | | |
| | | | | | | 17.7 | 17.7 | 17.7 | 17.7 | 17.7 | 17.7 | 0 | 18.5 | 18.8 | 18.8 | 18.8 | 18.8 | 18.8 | 18.8 | 18.8 | 18.8 | 18.8 | 18.8 | 0 | 19.5 | |
| | | | | | | 17.7 | 17.7 | 17.7 | 17.7 | 17.7 | 17.7 | 0 | 18.5 | 18.8 | 18.8 | 18.8 | 18.8 | 18.8 | 18.8 | 18.8 | 18.8 | 18.8 | 18.8 | 18.8 | 0 | 19.5 |
| | | | | | | 17.7 | 17.7 | 17.7 | 17.7 | 17.7 | 17.7 | 0 | 18.5 | 18.8 | 18.8 | 18.8 | 18.8 | 18.8 | 18.8 | 18.8 | 18.8 | 18.8 | 18.8 | 18.8 | 0 | 19.5 |
| | | | | | | 17.7 | 17.7 | 17.7 | 17.7 | 17.7 | 17.7 | 0 | 18.5 | 18.8 | 18.8 | 18.8 | 18.8 | 18.8 | 18.8 | 18.8 | 18.8 | 18.8 | 18.8 | 18.8 | 0 | 19.5 |
| | | | QPSK | 1 | 1 | 17.7 | 17.7 | 17.7 | 17.7 | 17.7 | 17.7 | 17.7 | 17.7 | 17.7 | 0 | 18.5 | 18.8 | 18.8 | 18.8 | 18.8 | 18.8 | 18.8 | 18.8 | 18.8 | 0 | 19.5 |
| | | | | | | 17.7 | 17.7 | 17.7 | 17.7 | 17.7 | 17.7 | 0 | 18.5 | 18.8 | 18.8 | 18.8 | 18.8 | 18.8 | 18.8 | 18.8 | 18.8 | 18.8 | 18.8 | 18.8 | 0 | 19.5 |
| | | | | | | 17.7 | 17.7 | 17.7 | 17.7 | 17.7 | 17.7 | 0 | 18.5 | 18.8 | 18.8 | 18.8 | 18.8 | 18.8 | 18.8 | 18.8 | 18.8 | 18.8 | 18.8 | 18.8 | 0 | 19.5 |
| | | | | | | 17.7 | 17.7 | 17.7 | 17.7 | 17.7 | 17.7 | 0 | 18.5 | 18.8 | 18.8 | 18.8 | 18.8 | 18.8 | 18.8 | 18.8 | 18.8 | 18.8 | 18.8 | 18.8 | 0 | 19.5 |
| | | | | | | 17.7 | 17.7 | 17.7 | 17.7 | 17.7 | 17.7 | 0 | 18.5 | 18.8 | 18.8 | 18.8 | 18.8 | 18.8 | 18.8 | 18.8 | 18.8 | 18.8 | 18.8 | 18.8 | 0 | 19.5 |

NR Band 41 Measured Results (ANT3)

| BW (MHz) | OFDM Modulation Scheme | SCS (kHz) | Mode | RB Allocation | RB offset | Mode A (dBm) | | | | | | Mode B (dBm) | | | | | | | | | | |
|----------|------------------------|-----------|----------|---------------|-----------|-----------------------|--------------------|-----------------------|-----------------------|-----------------------|-----------------------|--------------|----------------|-----------------------|--------------------|-----------------------|-----------------------|-----------------------|-----------------------|------|----------------|------|
| | | | | | | 509196 2545.98 MHz | 510000 2550 MHz | 513894 2569.47 MHz | 518598 2592.99 MHz | 523296 2616.48 MHz | 527994 2639.97 MHz | MPR | Max Output Pwr | 509196 2545.98 MHz | 510000 2550 MHz | 513894 2569.47 MHz | 518598 2592.99 MHz | 523296 2616.48 MHz | 527994 2639.97 MHz | MPR | Max Output Pwr | |
| 100 | DFT-s | 30 | n/2 BPSK | 1 | 122 | 22.4 | | | | | | 0 | 22.7 | | | | | | 0 | 18.9 | | |
| | | | | | | 22.5 | | | | | | 0 | 22.7 | | | | | | 0 | 18.9 | | |
| | | | | | | 22.5 | | | | | | 0 | 22.7 | | | | | | 0 | 18.9 | | |
| | | | | | | 22.3 | | | | | | 0 | 22.7 | | | | | | 0 | 18.9 | | |
| | | | QPSK | 1 | 138 | 22.5 | | | | | | | | 0 | 22.7 | | | | | | 0 | 18.9 |
| | | | | | | 22.5 | | | | | | 0 | 22.7 | | | | | | 0 | 18.9 | | |
| | | | | | | 22.5 | | | | | | 0 | 22.7 | | | | | | 0 | 18.9 | | |
| | | | | | | 22.4 | | | | | | 0 | 22.7 | | | | | | 0 | 18.9 | | |

NR Band 41 Measured Results (ANT4)

| BW (MHz) | OFDM Modulation Scheme | SCS (kHz) | Mode | RB Allocation | RB offset | Mode A (dBm) | | | | | | Mode B (dBm) | | | | | | | | | | |
|----------|------------------------|-----------|----------|---------------|-----------|-----------------------|--------------------|-----------------------|-----------------------|-----------------------|-----------------------|--------------|----------------|-----------------------|--------------------|-----------------------|-----------------------|-----------------------|-----------------------|------|----------------|------|
| | | | | | | 509196 2545.98 MHz | 510000 2550 MHz | 513894 2569.47 MHz | 518598 2592.99 MHz | 523296 2616.48 MHz | 527994 2639.97 MHz | MPR | Max Output Pwr | 509196 2545.98 MHz | 510000 2550 MHz | 513894 2569.47 MHz | 518598 2592.99 MHz | 523296 2616.48 MHz | 527994 2639.97 MHz | MPR | Max Output Pwr | |
| 100 | DFT-s | 30 | n/2 BPSK | 1 | 122 | 18.9 | | | | | | 0 | 20.1 | | | | | | 0 | 18.8 | | |
| | | | | | | 19.1 | | | | | | 0 | 20.1 | | | | | | 0 | 18.8 | | |
| | | | | | | 18.9 | | | | | | 0 | 20.1 | | | | | | 0 | 18.8 | | |
| | | | | | | 19.0 | | | | | | 0 | 20.1 | | | | | | 0 | 18.8 | | |
| | | | QPSK | 1 | 138 | 18.8 | | | | | | | | 0 | 20.1 | | | | | | 0 | 18.8 |
| | | | | | | 19.0 | | | | | | 0 | 20.1 | | | | | | 0 | 18.8 | | |
| | | | | | | 19.0 | | | | | | 0 | 20.1 | | | | | | 0 | 18.8 | | |
| | | | | | | 19.0 | | | | | | 0 | 20.1 | | | | | | 0 | 18.8 | | |

NR Band 48 Measured Results (ANT7)

| BW (MHz) | OFDM Modulation Scheme | SCS (kHz) | Mode | RB Allocation | RB offset | Mode A (dBm) | | | | | | Mode B (dBm) | | | | | | | |
|----------|------------------------|-----------|----------|---------------|-----------|--------------|-------------|-------------|-------------|-----|----------------|--------------|-------------|-------------|-------------|------|----------------|---|------|
| | | | | | | 638000 | 640444 | 642888 | 645332 | MPR | Max Output Pwr | 638000 | 640444 | 642888 | 645332 | MPR | Max Output Pwr | | |
| | | | | | | 3570 MHz | 3606.66 MHz | 3643.32 MHz | 3679.98 MHz | | | 3570 MHz | 3606.66 MHz | 3643.32 MHz | 3679.98 MHz | | | | |
| 40 | DFT-s | 30 | π/2 BPSK | 1 | 1 | 1 | | | | 0 | 23.0 | | | | 0 | 20.8 | | | |
| | | | | | 1 | 53 | | | 22.6 | | | 0 | 23.0 | | | 20.2 | | 0 | 20.8 |
| | | | | | 1 | 104 | | | 22.7 | | | 0 | 23.0 | | | 20.2 | | 0 | 20.8 |
| | | | | | 50 | 28 | | | 22.3 | | | 0 | 23.0 | | | 20.0 | | 0 | 20.8 |
| | | | QPSK | 1 | 1 | 1 | | | 22.8 | | | 0 | 23.0 | | | 20.4 | | 0 | 20.8 |
| | | | | | 1 | 53 | | | 22.5 | | | 0 | 23.0 | | | 20.4 | | 0 | 20.8 |
| | | | | | 1 | 104 | | | 22.5 | | | 0 | 23.0 | | | 20.2 | | 0 | 20.8 |
| | | | | | 50 | 28 | | | 22.4 | | | 0 | 23.0 | | | 20.2 | | 0 | 20.8 |
| 30 | DFT-s | 30 | π/2 BPSK | 1 | 39 | 22.5 | 22.5 | 22.4 | 22.0 | 0 | 23.0 | 20.6 | 20.4 | 20.2 | 20.0 | 0 | 20.8 | | |
| 20 | DFT-s | 30 | π/2 BPSK | 1 | 25 | 22.6 | 22.5 | 22.4 | 22.1 | 0 | 23.0 | 20.4 | 20.3 | 20.2 | 19.9 | 0 | 20.8 | | |
| 15 | DFT-s | 30 | π/2 BPSK | 1 | 19 | 22.5 | 22.5 | 22.3 | 22.1 | 0 | 23.0 | 20.4 | 20.3 | 20.1 | 19.8 | 0 | 20.8 | | |
| 10 | DFT-s | 30 | π/2 BPSK | 1 | 12 | 22.4 | 22.4 | 22.2 | 22.0 | 0 | 23.0 | 20.3 | 20.1 | 20.0 | 19.6 | 0 | 20.8 | | |

NR Band 48 Measured Results (ANT8)

| BW (MHz) | OFDM Modulation Scheme | SCS (kHz) | Mode | RB Allocation | RB offset | Mode A (dBm) | | | | | | Mode B (dBm) | | | | | | | |
|----------|------------------------|-----------|----------|---------------|-----------|--------------|-------------|-------------|-------------|-----|----------------|--------------|-------------|-------------|-------------|------|----------------|------|------|
| | | | | | | 638000 | 640444 | 642888 | 645332 | MPR | Max Output Pwr | 638000 | 640444 | 642888 | 645332 | MPR | Max Output Pwr | | |
| | | | | | | 3570 MHz | 3606.66 MHz | 3643.32 MHz | 3679.98 MHz | | | 3570 MHz | 3606.66 MHz | 3643.32 MHz | 3679.98 MHz | | | | |
| 40 | DFT-s | 30 | π/2 BPSK | 1 | 1 | 1 | | | 18.3 | | 0 | 18.4 | | | 18.6 | | 0 | 18.9 | |
| | | | | | 1 | 53 | | | 18.3 | | | 0 | 18.4 | | | 18.6 | | 0 | 18.9 |
| | | | | | 1 | 104 | | | 18.2 | | | 0 | 18.4 | | | 18.6 | | 0 | 18.9 |
| | | | | | 50 | 28 | | | 18.3 | | | 0 | 18.4 | | | 18.6 | | 0 | 18.9 |
| | | | QPSK | 1 | 1 | 1 | | | 18.3 | | | 0 | 18.4 | | | 18.6 | | 0 | 18.9 |
| | | | | | 1 | 53 | | | 18.2 | | | 0 | 18.4 | | | 18.5 | | 0 | 18.9 |
| | | | | | 1 | 104 | | | 18.2 | | | 0 | 18.4 | | | 18.5 | | 0 | 18.9 |
| | | | | | 50 | 28 | | | 18.1 | | | 0 | 18.4 | | | 18.4 | | 0 | 18.9 |
| 30 | DFT-s | 30 | π/2 BPSK | 1 | 39 | 18.3 | 18.2 | 18.2 | 18.0 | 0 | 18.4 | 18.4 | 18.5 | 18.5 | 18.4 | 0 | 18.9 | | |
| 20 | DFT-s | 30 | π/2 BPSK | 1 | 25 | 18.1 | 18.2 | 18.1 | 18.0 | 0 | 18.4 | 18.4 | 18.5 | 18.4 | 18.3 | 0 | 18.9 | | |
| 15 | DFT-s | 30 | π/2 BPSK | 1 | 19 | 18.2 | 18.2 | 18.1 | 18.0 | 0 | 18.4 | 18.5 | 18.5 | 18.4 | 18.3 | 0 | 18.9 | | |
| 10 | DFT-s | 30 | π/2 BPSK | 1 | 12 | 18.0 | 18.0 | 17.9 | 17.9 | 0 | 18.4 | 18.3 | 18.3 | 18.2 | 18.1 | 0 | 18.9 | | |

NR Band 48 Measured Results (ANT9)

| BW (MHz) | OFDM Modulation Scheme | SCS (kHz) | Mode | RB Allocation | RB offset | Mode A (dBm) | | | | | | Mode B (dBm) | | | | | | | |
|----------|------------------------|-----------|----------|---------------|-----------|--------------|-------------|-------------|-------------|-----|----------------|--------------|-------------|-------------|-------------|------|----------------|------|------|
| | | | | | | 638000 | 640444 | 642888 | 645332 | MPR | Max Output Pwr | 638000 | 640444 | 642888 | 645332 | MPR | Max Output Pwr | | |
| | | | | | | 3570 MHz | 3606.66 MHz | 3643.32 MHz | 3679.98 MHz | | | 3570 MHz | 3606.66 MHz | 3643.32 MHz | 3679.98 MHz | | | | |
| 40 | DFT-s | 30 | π/2 BPSK | 1 | 1 | 1 | | | 20.8 | | 0 | 21.5 | | | 18.6 | | 0 | 18.9 | |
| | | | | | 1 | 53 | | | 20.9 | | | 0 | 21.5 | | | 18.6 | | 0 | 18.9 |
| | | | | | 1 | 104 | | | 20.9 | | | 0 | 21.5 | | | 18.6 | | 0 | 18.9 |
| | | | | | 50 | 28 | | | 20.8 | | | 0 | 21.5 | | | 18.6 | | 0 | 18.9 |
| | | | QPSK | 1 | 1 | 1 | | | 20.8 | | | 0 | 21.5 | | | 18.5 | | 0 | 18.9 |
| | | | | | 1 | 53 | | | 20.9 | | | 0 | 21.5 | | | 18.8 | | 0 | 18.9 |
| | | | | | 1 | 104 | | | 20.9 | | | 0 | 21.5 | | | 18.8 | | 0 | 18.9 |
| | | | | | 50 | 28 | | | 20.8 | | | 0 | 21.5 | | | 18.7 | | 0 | 18.9 |
| 30 | DFT-s | 30 | π/2 BPSK | 1 | 39 | 21.0 | 20.9 | 20.8 | 20.6 | 0 | 21.5 | 18.5 | 18.5 | 18.5 | 18.6 | 0 | 18.9 | | |
| 20 | DFT-s | 30 | π/2 BPSK | 1 | 25 | 20.8 | 20.8 | 20.5 | 20.5 | 0 | 21.5 | 18.5 | 18.5 | 18.4 | 18.4 | 0 | 18.9 | | |
| 15 | DFT-s | 30 | π/2 BPSK | 1 | 19 | 21.0 | 20.9 | 20.9 | 20.8 | 0 | 21.5 | 18.6 | 18.5 | 18.4 | 18.5 | 0 | 18.9 | | |
| 10 | DFT-s | 30 | π/2 BPSK | 1 | 12 | 20.9 | 20.8 | 20.7 | 20.5 | 0 | 21.5 | 18.4 | 18.4 | 18.3 | 18.4 | 0 | 18.9 | | |

NR Band 48 Measured Results (ANT4)

| BW (MHz) | OFDM Modulation Scheme | SCS (kHz) | Mode | RB Allocation | RB offset | Mode A (dBm) | | | | | | Mode B (dBm) | | | | | | |
|----------|------------------------|-----------|----------|---------------|-----------|--------------|-------------|-------------|-------------|------|----------------|--------------|-------------|-------------|-------------|------|----------------|------|
| | | | | | | 638000 | 640444 | 642888 | 645332 | MPR | Max Output Pwr | 638000 | 640444 | 642888 | 645332 | MPR | Max Output Pwr | |
| | | | | | | 3570 MHz | 3606.66 MHz | 3643.32 MHz | 3679.98 MHz | | | 3570 MHz | 3606.66 MHz | 3643.32 MHz | 3679.98 MHz | | | |
| 40 | DFT-s | 30 | π/2 BPSK | 1 | 1 | 1 | 20.6 | 20.6 | 20.6 | 20.6 | 0 | 21.2 | 18.9 | 18.9 | 18.9 | 18.9 | 0 | 19.6 |
| | | | | | 1 | 53 | 20.6 | 20.6 | 20.6 | 20.6 | 0 | 21.2 | 18.9 | 18.9 | 18.9 | 18.9 | 0 | 19.6 |
| | | | | | 1 | 104 | 20.6 | 20.6 | 20.6 | 20.6 | 0 | 21.2 | 18.9 | 18.9 | 18.9 | 18.9 | 0 | 19.6 |
| | | | | | 50 | 28 | 20.6 | 20.6 | 20.6 | 20.6 | 0 | 21.2 | 18.9 | 18.9 | 18.9 | 18.9 | 0 | 19.6 |
| | | | QPSK | 1 | 1 | 1 | 20.6 | 20.6 | 20.6 | 20.6 | 0 | 21.2 | 18.8 | 18.8 | 18.8 | 18.8 | 0 | 19.6 |
| | | | | | 1 | 53 | 20.6 | 20.6 | 20.6 | 20.6 | 0 | 21.2 | 18.8 | 18.8 | 18.8 | 18.8 | 0 | 19.6 |
| | | | | | 1 | 104 | 20.6 | 20.6 | 20.6 | 20.6 | 0 | 21.2 | 18.9 | 18.9 | 18.9 | 18.9 | 0 | 19.6 |
| | | | | | 50 | 28 | 20.6 | 20.6 | 20.6 | 20.6 | 0 | 21.2 | 18.9 | 18.9 | 18.9 | 18.9 | 0 | 19.6 |

NR Band 53 Measured Results (ANT1)

| BW (MHz) | OFDM Modulation Scheme | SCS (kHz) | Mode | RB Allocation | RB offset | Mode A (dBm) | | | | | | Mode B (dBm) | | | | | | | |
|----------|------------------------|-----------|----------|---------------|-----------|--------------|------------|----------|------|----------------|------------|--------------|----------|------|----------------|------|------|------|------|
| | | | | | | 497700 | 497840 | 498000 | MPR | Max Output Pwr | 497700 | 497840 | 498000 | MPR | Max Output Pwr | | | | |
| | | | | | | 2488.5 MHz | 2489.2 MHz | 2490 MHz | | | 2488.5 MHz | 2489.2 MHz | 2490 MHz | | | | | | |
| 10 | DFT-s | 30 | π/2 BPSK | 1 | 1 | 1 | 18.5 | 18.5 | 18.5 | 18.5 | 0 | 18.7 | 18.5 | 18.5 | 18.5 | 18.5 | 0 | 18.7 | |
| | | | | | 1 | 12 | 18.6 | 18.6 | 18.6 | 18.6 | 0 | 18.7 | 18.6 | 18.6 | 18.6 | 0 | 18.7 | | |
| | | | | | 1 | 22 | 18.5 | 18.5 | 18.5 | 18.5 | 0 | 18.7 | 18.5 | 18.5 | 18.5 | 0 | 18.7 | | |
| | | | | | 12 | 6 | 18.5 | 18.5 | 18.5 | 18.5 | 0 | 18.7 | 18.5 | 18.5 | 18.5 | 0 | 18.7 | | |
| | | | | | QPSK | 1 | 1 | 1 | 18.5 | 18.5 | 18.5 | 18.5 | 0 | 18.7 | 18.5 | 18.5 | 18.5 | 0 | 18.7 |
| | | | | | | | 1 | 12 | 18.5 | 18.5 | 18.5 | 18.5 | 0 | 18.7 | 18.5 | 18.5 | 18.5 | 0 | 18.7 |
| | | | 1 | 22 | | | 18.5 | 18.5 | 18.5 | 18.5 | 0 | 18.7 | 18.5 | 18.5 | 18.5 | 0 | 18.7 | | |
| | | | 12 | 6 | | | 18.5 | 18.5 | 18.5 | 18.5 | 0 | 18.7 | 18.5 | 18.5 | 18.5 | 0 | 18.7 | | |

NR Band 53 Measured Results (ANT2)

| BW (MHz) | OFDM Modulation Scheme | SCS (kHz) | Mode | RB Allocation | RB offset | Mode A (dBm) | | | | | | Mode B (dBm) | | | | | | | | |
|----------|------------------------|-----------|----------|---------------|-----------|--------------|------------|----------|------|----------------|------------|--------------|----------|------|----------------|------|------|------|---|------|
| | | | | | | 497700 | 497840 | 498000 | MPR | Max Output Pwr | 497700 | 497840 | 498000 | MPR | Max Output Pwr | | | | | |
| | | | | | | 2488.5 MHz | 2489.2 MHz | 2490 MHz | | | 2488.5 MHz | 2489.2 MHz | 2490 MHz | | | | | | | |
| 10 | DFT-s | 30 | π/2 BPSK | 1 | 1 | 1 | 18.8 | 18.8 | 18.8 | 18.8 | 0 | 19 | 18.4 | 18.4 | 18.4 | 18.4 | 0 | 19.6 | | |
| | | | | | 1 | 12 | 18.8 | 18.8 | 18.8 | 18.8 | 0 | 19 | 18.4 | 18.4 | 18.4 | 18.4 | 0 | 19.6 | | |
| | | | | | 1 | 22 | 18.8 | 18.8 | 18.8 | 18.8 | 0 | 19 | 18.4 | 18.4 | 18.4 | 18.4 | 0 | 19.6 | | |
| | | | | | 12 | 6 | 18.8 | 18.8 | 18.8 | 18.8 | 0 | 19 | 18.5 | 18.5 | 18.5 | 18.5 | 0 | 19.6 | | |
| | | | | | QPSK | 1 | 1 | 1 | 18.9 | 18.9 | 18.9 | 18.9 | 0 | 19 | 18.6 | 18.6 | 18.6 | 18.6 | 0 | 19.6 |
| | | | | | | | 1 | 12 | 18.9 | 18.9 | 18.9 | 18.9 | 0 | 19 | 18.5 | 18.5 | 18.5 | 18.5 | 0 | 19.6 |
| | | | 1 | 22 | | | 18.9 | 18.9 | 18.9 | 18.9 | 0 | 19 | 18.6 | 18.6 | 18.6 | 18.6 | 0 | 19.6 | | |
| | | | 12 | 6 | | | 18.8 | 18.8 | 18.8 | 18.8 | 0 | 19 | 18.5 | 18.5 | 18.5 | 18.5 | 0 | 19.6 | | |

NR Band 66 Measured Results (ANT1)

| BW (MHz) | OFDM Modulation Scheme | SCS (kHz) | Mode | RB Allocation | RB offset | Mode A (dBm) | | | | | Mode B (dBm) | | | | | | | | | | | | | | | | | | | | | | | | | | | | | |
|----------|------------------------|-----------|----------|---------------|-----------|--------------|----------|----------|----------|----------|--------------|-----|----------------|----------|----------|--------|---|--------|---|-----|----------------|---|------|---|---|---|---|------|---|-----|---|---|---|---|------|---|---|---|---|------|
| | | | | | | 346000 | | 349000 | | 352000 | | MPR | Max Output Pwr | 346000 | | 349000 | | 352000 | | MPR | Max Output Pwr | | | | | | | | | | | | | | | | | | | |
| | | | | | | 1730 MHz | 1745 MHz | 1745 MHz | 1760 MHz | 1760 MHz | 1730 MHz | | | 1745 MHz | 1760 MHz | | | | | | | | | | | | | | | | | | | | | | | | | |
| 40 | DFT-s | 15 | π/2 BPSK | 1 | 1 | █ | █ | █ | 0 | 25.3 | █ | █ | █ | 0 | 19.4 | | | | | | | | | | | | | | | | | | | | | | | | | |
| | | | | | | | | | | | | | | | | QPSK | 1 | 108 | █ | █ | █ | 0 | 25.3 | █ | █ | █ | 0 | 19.4 | | | | | | | | | | | | |
| | | | | | | | | | | | | | | | | | | | | | | | | | | | | | 1 | 214 | █ | █ | █ | 0 | 25.3 | █ | █ | █ | 0 | 19.4 |
| | | | | | | | | | | | | | | | | | | | | | | | | | | | | | | | | | | | | | | | | |
| | | | QPSK | 1 | 1 | █ | █ | █ | █ | 0 | 25.3 | █ | █ | █ | 0 | 19.4 | | | | | | | | | | | | | | | | | | | | | | | | |
| | | | | | | | | | | | | | | | | | 1 | 108 | █ | █ | █ | 0 | 25.3 | █ | █ | █ | 0 | 19.4 | | | | | | | | | | | | |
| | | | | | | | | | | | | | | | | | | | | | | | | | | | | | 1 | 214 | █ | █ | █ | 0 | 25.3 | █ | █ | █ | 0 | 19.4 |
| | | | | | | | | | | | | | | | | | | | | | | | | | | | | | | | | | | | | | | | | |

NR Band 66 Measured Results (ANT2)

| BW (MHz) | OFDM Modulation Scheme | SCS (kHz) | Mode | RB Allocation | RB offset | Mode A (dBm) | | | | | Mode B (dBm) | | | | | | | | | | | | | | | | | | | | | | | | | | | | | |
|----------|------------------------|-----------|----------|---------------|-----------|--------------|----------|----------|----------|----------|--------------|-----|----------------|----------|----------|--------|---|--------|---|-----|----------------|---|----|---|---|---|---|------|---|-----|---|---|---|---|----|---|---|---|---|------|
| | | | | | | 346000 | | 349000 | | 352000 | | MPR | Max Output Pwr | 346000 | | 349000 | | 352000 | | MPR | Max Output Pwr | | | | | | | | | | | | | | | | | | | |
| | | | | | | 1730 MHz | 1745 MHz | 1745 MHz | 1760 MHz | 1760 MHz | 1730 MHz | | | 1745 MHz | 1760 MHz | | | | | | | | | | | | | | | | | | | | | | | | | |
| 40 | DFT-s | 15 | π/2 BPSK | 1 | 1 | █ | █ | █ | 0 | 20 | █ | █ | █ | 0 | 19.7 | | | | | | | | | | | | | | | | | | | | | | | | | |
| | | | | | | | | | | | | | | | | QPSK | 1 | 108 | █ | █ | █ | 0 | 20 | █ | █ | █ | 0 | 19.7 | | | | | | | | | | | | |
| | | | | | | | | | | | | | | | | | | | | | | | | | | | | | 1 | 214 | █ | █ | █ | 0 | 20 | █ | █ | █ | 0 | 19.7 |
| | | | | | | | | | | | | | | | | | | | | | | | | | | | | | | | | | | | | | | | | |
| | | | QPSK | 1 | 1 | █ | █ | █ | █ | 0 | 20 | █ | █ | █ | 0 | 19.7 | | | | | | | | | | | | | | | | | | | | | | | | |
| | | | | | | | | | | | | | | | | | 1 | 108 | █ | █ | █ | 0 | 20 | █ | █ | █ | 0 | 19.7 | | | | | | | | | | | | |
| | | | | | | | | | | | | | | | | | | | | | | | | | | | | | 1 | 214 | █ | █ | █ | 0 | 20 | █ | █ | █ | 0 | 19.7 |
| | | | | | | | | | | | | | | | | | | | | | | | | | | | | | | | | | | | | | | | | |

NR Band 66 Measured Results (ANT3)

| BW (MHz) | OFDM Modulation Scheme | SCS (kHz) | Mode | RB Allocation | RB offset | Mode A (dBm) | | | | Mode B (dBm) | | | | | | | | | | | | | | | | | | | | | | | | | | | | | | |
|----------|------------------------|-----------|----------|---------------|-----------|--------------|----------|----------|-----|----------------|----------|----------|----------|-----|----------------|------|---|-----|---|---|---|---|------|---|---|---|---|------|---|-----|---|---|---|---|------|---|---|---|---|------|
| | | | | | | 346000 | 349000 | 352000 | MPR | Max Output Pwr | 346000 | 349000 | 352000 | MPR | Max Output Pwr | | | | | | | | | | | | | | | | | | | | | | | | | |
| | | | | | | 1730 MHz | 1745 MHz | 1760 MHz | | | 1730 MHz | 1745 MHz | 1760 MHz | | | | | | | | | | | | | | | | | | | | | | | | | | | |
| 40 | DFT-s | 15 | π/2 BPSK | 1 | 1 | █ | █ | █ | 0 | 22.8 | █ | █ | █ | 0 | 22.5 | | | | | | | | | | | | | | | | | | | | | | | | | |
| | | | | | | | | | | | | | | | | QPSK | 1 | 108 | █ | █ | █ | 0 | 22.8 | █ | █ | █ | 0 | 22.5 | | | | | | | | | | | | |
| | | | | | | | | | | | | | | | | | | | | | | | | | | | | | 1 | 214 | █ | █ | █ | 0 | 22.8 | █ | █ | █ | 0 | 22.5 |
| | | | | | | | | | | | | | | | | | | | | | | | | | | | | | | | | | | | | | | | | |
| | | | QPSK | 1 | 1 | █ | █ | █ | █ | 0 | 22.8 | █ | █ | █ | 0 | 22.5 | | | | | | | | | | | | | | | | | | | | | | | | |
| | | | | | | | | | | | | | | | | | 1 | 108 | █ | █ | █ | 0 | 22.8 | █ | █ | █ | 0 | 22.5 | | | | | | | | | | | | |
| | | | | | | | | | | | | | | | | | | | | | | | | | | | | | 1 | 214 | █ | █ | █ | 0 | 22.8 | █ | █ | █ | 0 | 22.5 |
| | | | | | | | | | | | | | | | | | | | | | | | | | | | | | | | | | | | | | | | | |

NR Band 66 Measured Results (ANT4)

| BW (MHz) | OFDM Modulation Scheme | SCS (kHz) | Mode | RB Allocation | RB offset | Mode A (dBm) | | | | Mode B (dBm) | | | | | | | | | | | | | | | | | | | | | | | | | | | | | | |
|----------|------------------------|-----------|----------|---------------|-----------|--------------|----------|----------|-----|----------------|----------|----------|----------|-----|----------------|------|---|-----|---|---|---|---|----|---|---|---|---|------|---|-----|---|---|---|---|----|---|---|---|---|------|
| | | | | | | 346000 | 349000 | 352000 | MPR | Max Output Pwr | 346000 | 349000 | 352000 | MPR | Max Output Pwr | | | | | | | | | | | | | | | | | | | | | | | | | |
| | | | | | | 1730 MHz | 1745 MHz | 1760 MHz | | | 1730 MHz | 1745 MHz | 1760 MHz | | | | | | | | | | | | | | | | | | | | | | | | | | | |
| 40 | DFT-s | 15 | π/2 BPSK | 1 | 1 | █ | █ | █ | 0 | 21 | █ | █ | █ | 0 | 22.4 | | | | | | | | | | | | | | | | | | | | | | | | | |
| | | | | | | | | | | | | | | | | QPSK | 1 | 108 | █ | █ | █ | 0 | 21 | █ | █ | █ | 0 | 22.4 | | | | | | | | | | | | |
| | | | | | | | | | | | | | | | | | | | | | | | | | | | | | 1 | 214 | █ | █ | █ | 0 | 21 | █ | █ | █ | 0 | 22.4 |
| | | | | | | | | | | | | | | | | | | | | | | | | | | | | | | | | | | | | | | | | |
| | | | QPSK | 1 | 1 | █ | █ | █ | █ | 0 | 21 | █ | █ | █ | 0 | 22.4 | | | | | | | | | | | | | | | | | | | | | | | | |
| | | | | | | | | | | | | | | | | | 1 | 108 | █ | █ | █ | 0 | 21 | █ | █ | █ | 0 | 22.4 | | | | | | | | | | | | |
| | | | | | | | | | | | | | | | | | | | | | | | | | | | | | 1 | 214 | █ | █ | █ | 0 | 21 | █ | █ | █ | 0 | 22.4 |
| | | | | | | | | | | | | | | | | | | | | | | | | | | | | | | | | | | | | | | | | |

NR Band 70 Measured Results (ANT1)

| BW (MHz) | OFDM Modulation Scheme | SCS (kHz) | Mode | RB Allocation | RB offset | Mode A (dBm) | | | | | Mode B (dBm) | | | | |
|----------|------------------------|-----------|----------|---------------|-----------|--------------|------------|------------|-----|----------------|--------------|------------|------------|-----|----------------|
| | | | | | | 340500 | 340500 | 340500 | MPR | Max Output Pwr | 340500 | 340500 | 340500 | MPR | Max Output Pwr |
| | | | | | | 1702.5 MHz | 1702.5 MHz | 1702.5 MHz | | | 1702.5 MHz | 1702.5 MHz | 1702.5 MHz | | |
| 15 | DFT-s | 15 | π/2 BPSK | 1 | 1 | | 25.3 | | 0 | 25.3 | | 18.7 | | 0 | 19.9 |
| | | | | | | | 25.3 | | 0 | 25.3 | | 18.8 | | 0 | 19.9 |
| | | | | | | | 25.3 | | 0 | 25.3 | | 18.7 | | 0 | 19.9 |
| | | | | | | | 25.3 | | 0 | 25.3 | | 18.6 | | 0 | 19.9 |
| | | | QPSK | 1 | 1 | | 25.3 | | 0 | 25.3 | | 18.7 | | 0 | 19.9 |
| | | | | | | | 25.3 | | 0 | 25.3 | | 18.7 | | 0 | 19.9 |
| | | | | | | | 25.3 | | 0 | 25.3 | | 18.6 | | 0 | 19.9 |
| | | | | | | | 25.3 | | 0 | 25.3 | | 18.5 | | 0 | 19.9 |
| | | | | | | | 25.3 | | 0 | 25.3 | | 18.5 | | 0 | 19.9 |
| | | | | | | | 25.3 | | 0 | 25.3 | | 18.5 | | 0 | 19.9 |
| 10 | DFT-s | 15 | π/2 BPSK | 1 | 26 | | 25.3 | | 0 | 25.3 | | 18.6 | | 0 | 19.9 |
| | | | | | | | 25.3 | | 0 | 25.3 | | 18.6 | | 0 | 19.9 |
| | | | | | | | 25.3 | | 0 | 25.3 | | 18.5 | | 0 | 19.9 |
| 5 | DFT-s | 15 | π/2 BPSK | 1 | 12 | | 25.3 | | 0 | 25.3 | | 18.5 | | 0 | 19.9 |
| | | | | | | | 25.3 | | 0 | 25.3 | | 18.5 | | 0 | 19.9 |
| | | | | | | | 25.3 | | 0 | 25.3 | | 18.5 | | 0 | 19.9 |

NR Band 70 Measured Results (ANT2)

| BW (MHz) | OFDM Modulation Scheme | SCS (kHz) | Mode | RB Allocation | RB offset | Mode A (dBm) | | | | | Mode B (dBm) | | | | |
|----------|------------------------|-----------|----------|---------------|-----------|--------------|------------|------------|-----|----------------|--------------|------------|------------|-----|----------------|
| | | | | | | 340500 | 340500 | 340500 | MPR | Max Output Pwr | 340500 | 340500 | 340500 | MPR | Max Output Pwr |
| | | | | | | 1702.5 MHz | 1702.5 MHz | 1702.5 MHz | | | 1702.5 MHz | 1702.5 MHz | 1702.5 MHz | | |
| 15 | DFT-s | 15 | π/2 BPSK | 1 | 1 | | 20.9 | | 0 | 21 | | 19.8 | | 0 | 20.6 |
| | | | | | | | 20.9 | | 0 | 21 | | 19.9 | | 0 | 20.6 |
| | | | | | | | 20.8 | | 0 | 21 | | 19.7 | | 0 | 20.6 |
| | | | | | | | 20.8 | | 0 | 21 | | 19.8 | | 0 | 20.6 |
| | | | QPSK | 1 | 1 | | 21.0 | | 0 | 21 | | 19.8 | | 0 | 20.6 |
| | | | | | | | 21.0 | | 0 | 21 | | 19.7 | | 0 | 20.6 |
| | | | | | | | 21.0 | | 0 | 21 | | 19.8 | | 0 | 20.6 |
| | | | | | | | 20.8 | | 0 | 21 | | 19.6 | | 0 | 20.6 |
| | | | | | | | 20.8 | | 0 | 21 | | 19.6 | | 0 | 20.6 |
| | | | | | | | 20.8 | | 0 | 21 | | 19.6 | | 0 | 20.6 |
| 10 | DFT-s | 15 | π/2 BPSK | 1 | 26 | | 21.0 | | 0 | 21 | | 19.6 | | 0 | 20.6 |
| | | | | | | | 21.0 | | 0 | 21 | | 19.6 | | 0 | 20.6 |
| | | | | | | | 21.0 | | 0 | 21 | | 19.6 | | 0 | 20.6 |
| 5 | DFT-s | 15 | π/2 BPSK | 1 | 12 | | 21.0 | | 0 | 21 | | 19.4 | | 0 | 20.6 |
| | | | | | | | 21.0 | | 0 | 21 | | 19.2 | | 0 | 20.6 |
| | | | | | | | 21.0 | | 0 | 21 | | 19.4 | | 0 | 20.6 |

NR Band 70 Measured Results (ANT3)

| BW (MHz) | OFDM Modulation Scheme | SCS (kHz) | Mode | RB Allocation | RB offset | Mode A (dBm) | | | | | Mode B (dBm) | | | | |
|----------|------------------------|-----------|----------|---------------|-----------|--------------|------------|------------|-----|----------------|--------------|------------|------------|-----|----------------|
| | | | | | | 340500 | 340500 | 340500 | MPR | Max Output Pwr | 340500 | 340500 | 340500 | MPR | Max Output Pwr |
| | | | | | | 1702.5 MHz | 1702.5 MHz | 1702.5 MHz | | | 1702.5 MHz | 1702.5 MHz | 1702.5 MHz | | |
| 15 | DFT-s | 15 | π/2 BPSK | 1 | 1 | | 22.8 | | 0 | 22.8 | | 21.8 | | 0 | 23.5 |
| | | | | | | | 22.8 | | 0 | 22.8 | | 22.2 | | 0 | 23.5 |
| | | | | | | | 22.8 | | 0 | 22.8 | | 21.7 | | 0 | 23.5 |
| | | | | | | | 22.8 | | 0 | 22.8 | | 22.0 | | 0 | 23.5 |
| | | | QPSK | | | | 22.8 | | 0 | 22.8 | | 21.8 | | 0 | 23.5 |
| | | | | | | | 22.8 | | 0 | 22.8 | | 22.1 | | 0 | 23.5 |
| | | | | | | | 22.7 | | 0 | 22.8 | | 21.9 | | 0 | 23.5 |
| | | | | | | | 22.8 | | 0 | 22.8 | | 22.1 | | 0 | 23.5 |

NR Band 70 Measured Results (ANT4)

| ΔF _{Carrier} | N Step Size | BW (MHz) | OFDM Modulation Scheme | SCS (kHz) | Mode | RB Allocation | RB offset | Mode A (dBm) | | | | | Mode B (dBm) | | | | | |
|-----------------------|-------------|----------|------------------------|-----------|----------|---------------|-----------|--------------|------------|------------|-----|----------------|--------------|------------|------------|-----|----------------|------|
| | | | | | | | | 340500 | 340500 | 340500 | MPR | Max Output Pwr | 340500 | 340500 | 340500 | MPR | Max Output Pwr | |
| | | | | | | | | 1702.5 MHz | 1702.5 MHz | 1702.5 MHz | | | 1702.5 MHz | 1702.5 MHz | 1702.5 MHz | | | |
| 100 | 20 | 15 | DFT-s | 15 | π/2 BPSK | 1 | 1 | | 21.3 | | 0 | 22.5 | | 22.4 | | 0 | 23.1 | |
| | | | | | | | | | 21.3 | | 0 | 22.5 | | 22.4 | | 0 | 23.1 | |
| | | | | | | | | | 21.3 | | 0 | 22.5 | | 22.4 | | 0 | 23.1 | |
| | | | | | | | | | 21.2 | | 0 | 22.5 | | 22.4 | | 0 | 23.1 | |
| | | | | | | | | QPSK | | 21.4 | | 0 | 22.5 | | 22.5 | | 0 | 23.1 |
| | | | | | | | | | | 21.4 | | 0 | 22.5 | | 22.4 | | 0 | 23.1 |
| | | | | | | | | | | 21.3 | | 0 | 22.5 | | 22.4 | | 0 | 23.1 |
| | | | | | | | | | | 21.3 | | 0 | 22.5 | | 22.4 | | 0 | 23.1 |

NR Band 71 Measured Results (ANT1)

| BW (MHz) | OFDM Modulation Scheme | SCS (kHz) | Mode | RB Allocation | RB offset | Mode A (dBm) | | | | | Mode B (dBm) | | | | | |
|----------|------------------------|-----------|----------|---------------|-----------|--------------|-----------|---------|-----|----------------|--------------|-----------|---------|-----|----------------|------|
| | | | | | | 134600 | 136100 | 137600 | MPR | Max Output Pwr | 134600 | 136100 | 137600 | MPR | Max Output Pwr | |
| | | | | | | 673 MHz | 680.5 MHz | 688 MHz | | | 673 MHz | 680.5 MHz | 688 MHz | | | |
| 20 | DFT-s | 15 | π/2 BPSK | 1 | 1 | | 25.2 | | | 0 | 25.7 | | 25.4 | | 0 | 25.7 |
| | | | | 1 | 53 | | 25.7 | | | 0 | 25.7 | | 25.7 | | 0 | 25.7 |
| | | | | 1 | 104 | | 25.7 | | | 0 | 25.7 | | 25.7 | | 0 | 25.7 |
| | | | | 50 | 28 | | 25.5 | | | 0 | 25.5 | | 25.5 | | 0 | 25.7 |
| | | | QPSK | 1 | 1 | | 25.5 | | | 0 | 25.7 | | 25.4 | | 0 | 25.7 |
| | | | | 1 | 53 | | 25.7 | | | 0 | 25.7 | | 25.7 | | 0 | 25.7 |
| | | | | 1 | 104 | | 25.7 | | | 0 | 25.7 | | 25.7 | | 0 | 25.7 |
| | | | | 50 | 28 | | 25.6 | | | 0 | 25.7 | | 25.6 | | 0 | 25.7 |

NR Band 71 Measured Results (ANT2)

| BW (MHz) | OFDM Modulation Scheme | SCS (kHz) | Mode | RB Allocation | RB offset | Mode A (dBm) | | | | | Mode B (dBm) | | | | | |
|----------|------------------------|-----------|----------|---------------|-----------|--------------|-----------|---------|-----|----------------|--------------|-----------|---------|-----|----------------|------|
| | | | | | | 134600 | 136100 | 137600 | MPR | Max Output Pwr | 134600 | 136100 | 137600 | MPR | Max Output Pwr | |
| | | | | | | 673 MHz | 680.5 MHz | 688 MHz | | | 673 MHz | 680.5 MHz | 688 MHz | | | |
| 20 | DFT-s | 15 | π/2 BPSK | 1 | 1 | | 24.5 | | | 0 | 24.7 | | 24.5 | | 0 | 24.7 |
| | | | | 1 | 53 | | 24.5 | | | 0 | 24.7 | | 24.5 | | 0 | 24.7 |
| | | | | 1 | 104 | | 24.4 | | | 0 | 24.7 | | 24.4 | | 0 | 24.7 |
| | | | | 50 | 28 | | 24.3 | | | 0 | 24.7 | | 24.3 | | 0 | 24.7 |
| | | | QPSK | 1 | 1 | | 24.5 | | | 0 | 24.7 | | 24.5 | | 0 | 24.7 |
| | | | | 1 | 53 | | 24.4 | | | 0 | 24.7 | | 24.4 | | 0 | 24.7 |
| | | | | 1 | 104 | | 24.5 | | | 0 | 24.7 | | 24.5 | | 0 | 24.7 |
| | | | | 50 | 28 | | 24.4 | | | 0 | 24.7 | | 24.4 | | 0 | 24.7 |

NR Band 71 Measured Results (ANT3)

| BW (MHz) | OFDM Modulation Scheme | SCS (kHz) | Mode | RB Allocation | RB offset | Mode A (dBm) | | | | | Mode B (dBm) | | | | | |
|----------|------------------------|-----------|----------|---------------|-----------|--------------|-----------|---------|-----|----------------|--------------|-----------|---------|-----|----------------|------|
| | | | | | | 134600 | 136100 | 137600 | MPR | Max Output Pwr | 134600 | 136100 | 137600 | MPR | Max Output Pwr | |
| | | | | | | 673 MHz | 680.5 MHz | 688 MHz | | | 673 MHz | 680.5 MHz | 688 MHz | | | |
| 20 | DFT-s | 15 | π/2 BPSK | 1 | 1 | | 25.1 | | | 0 | 25.4 | | 25.1 | | 0 | 25.4 |
| | | | | 1 | 53 | | 25.1 | | | 0 | 25.4 | | 25.1 | | 0 | 25.4 |
| | | | | 1 | 104 | | 25.1 | | | 0 | 25.4 | | 25.1 | | 0 | 25.4 |
| | | | | 50 | 28 | | 25.1 | | | 0 | 25.4 | | 25.1 | | 0 | 25.4 |
| | | | QPSK | 1 | 1 | | 25.2 | | | 0 | 25.4 | | 25.2 | | 0 | 25.4 |
| | | | | 1 | 53 | | 25.1 | | | 0 | 25.4 | | 25.1 | | 0 | 25.4 |
| | | | | 1 | 104 | | 25.3 | | | 0 | 25.4 | | 25.3 | | 0 | 25.4 |
| | | | | 50 | 28 | | 25.1 | | | 0 | 25.4 | | 25.1 | | 0 | 25.4 |

NR Band 77 (Block A) Measured Results (ANT7)

| BW (MHz) | OFDM Modulation Scheme | SCS (kHz) | Mode | RB Allocation | RB offset | Mode A (dBm) | | | | | Mode B (dBm) | | | | |
|----------|------------------------|-----------|----------|---------------|-----------|--------------|-------------|-------------|------|----------------|--------------|-------------|-------------|-----|----------------|
| | | | | | | 633332 | 633332 | 633332 | MPR | Max Output Pwr | 633332 | 633332 | 633332 | MPR | Max Output Pwr |
| 100 | DFT-s | 30 | π/2 BPSK | 1 | 1 | 3499.98 MHz | 22.3 | 3499.98 MHz | 0 | 22.8 | 3499.98 MHz | 19.9 | 3499.98 MHz | 0 | 20.8 |
| | | | | | | 22.3 | 22.3 | 0 | 22.8 | 19.9 | 19.9 | 0 | 20.8 | | |
| | | | | | | 22.2 | 22.2 | 0 | 22.8 | 19.8 | 19.8 | 0 | 20.8 | | |
| | | | | | | 22.3 | 22.3 | 0 | 22.8 | 19.9 | 19.9 | 0 | 20.8 | | |
| | | | | | | 22.7 | 22.7 | 0 | 22.8 | 19.9 | 19.9 | 0 | 20.8 | | |
| | | | | | | 22.4 | 22.4 | 0 | 22.8 | 19.8 | 19.8 | 0 | 20.8 | | |
| | | | QPSK | 1 | 136 | 22.8 | 22.8 | 0 | 22.8 | 19.8 | 19.8 | 0 | 20.8 | | |
| | | | | | | 27.1 | 27.1 | 0 | 22.8 | 19.8 | 19.8 | 0 | 20.8 | | |
| | | | | | | 69 | 69 | 0 | 22.8 | 20.1 | 20.1 | 0 | 20.8 | | |
| 90 | DFT-s | 30 | π/2 BPSK | 1 | 122 | 633000 | 633332 | 633666 | MPR | Max Output Pwr | 633000 | 633332 | 633666 | MPR | Max Output Pwr |
| | | | | | | 3495 MHz | 3499.98 MHz | 3504.99 MHz | 0 | 22.8 | 3495 MHz | 3499.98 MHz | 3504.99 MHz | 0 | 20.8 |
| 80 | DFT-s | 30 | π/2 BPSK | 1 | 108 | 632666 | 633332 | 634000 | MPR | Max Output Pwr | 632666 | 633332 | 634000 | MPR | Max Output Pwr |
| | | | | | | 3489.99 MHz | 3499.98 MHz | 3510 MHz | 0 | 22.8 | 3489.99 MHz | 3499.98 MHz | 3510 MHz | 0 | 20.8 |
| 70 | DFT-s | 30 | π/2 BPSK | 1 | 94 | 632332 | 633332 | 634332 | MPR | Max Output Pwr | 632332 | 633332 | 634332 | MPR | Max Output Pwr |
| | | | | | | 3484.98 MHz | 3499.98 MHz | 3514.98 MHz | 0 | 22.8 | 3484.98 MHz | 3499.98 MHz | 3514.98 MHz | 0 | 20.8 |
| 60 | DFT-s | 30 | π/2 BPSK | 1 | 81 | 632000 | 633332 | 634666 | MPR | Max Output Pwr | 632000 | 633332 | 634666 | MPR | Max Output Pwr |
| | | | | | | 3480 MHz | 3499.98 MHz | 3519.99 MHz | 0 | 22.8 | 3480 MHz | 3499.98 MHz | 3519.99 MHz | 0 | 20.8 |
| 50 | DFT-s | 30 | π/2 BPSK | 1 | 66 | 631666 | 633332 | 635000 | MPR | Max Output Pwr | 631666 | 633332 | 635000 | MPR | Max Output Pwr |
| | | | | | | 3474.99 MHz | 3499.98 MHz | 3525 MHz | 0 | 22.8 | 3474.99 MHz | 3499.98 MHz | 3525 MHz | 0 | 20.8 |
| 40 | DFT-s | 30 | π/2 BPSK | 1 | 53 | 631332 | 633332 | 635332 | MPR | Max Output Pwr | 631332 | 633332 | 635332 | MPR | Max Output Pwr |
| | | | | | | 3469.98 MHz | 3499.98 MHz | 3529.98 MHz | 0 | 22.8 | 3469.98 MHz | 3499.98 MHz | 3529.98 MHz | 0 | 20.8 |
| 30 | DFT-s | 30 | π/2 BPSK | 1 | 39 | 631000 | 633332 | 635666 | MPR | Max Output Pwr | 631000 | 633332 | 635666 | MPR | Max Output Pwr |
| | | | | | | 3465 MHz | 3499.98 MHz | 3534.99 MHz | 0 | 22.8 | 3465 MHz | 3499.98 MHz | 3534.99 MHz | 0 | 20.8 |
| 20 | DFT-s | 30 | π/2 BPSK | 1 | 25 | 22.7 | 22.7 | 22.7 | 0 | 22.8 | 19.9 | 20.0 | 20.0 | 0 | 20.8 |
| | | | | | | 630666 | 633332 | 636000 | MPR | Max Output Pwr | 630666 | 633332 | 636000 | MPR | Max Output Pwr |
| 15 | DFT-s | 30 | π/2 BPSK | 1 | 19 | 3459.99 MHz | 3499.98 MHz | 3540 MHz | 0 | 22.8 | 3459.99 MHz | 3499.98 MHz | 3540 MHz | 0 | 20.8 |
| | | | | | | 22.7 | 22.7 | 22.7 | 0 | 22.8 | 20.0 | 19.8 | 19.9 | 0 | 20.8 |
| 10 | DFT-s | 30 | π/2 BPSK | 1 | 12 | 630500 | 633332 | 636166 | MPR | Max Output Pwr | 630500 | 633332 | 636166 | MPR | Max Output Pwr |
| | | | | | | 3457.5 MHz | 3499.98 MHz | 3542.49 MHz | 0 | 22.8 | 3457.5 MHz | 3499.98 MHz | 3542.49 MHz | 0 | 20.8 |
| 10 | DFT-s | 30 | π/2 BPSK | 1 | 12 | 630332 | 633332 | 636332 | MPR | Max Output Pwr | 630332 | 633332 | 636332 | MPR | Max Output Pwr |
| | | | | | | 3454.98 MHz | 3499.98 MHz | 3544.98 MHz | 0 | 22.8 | 3454.98 MHz | 3499.98 MHz | 3544.98 MHz | 0 | 20.8 |

NR Band 77 (Block C) Measured Results (ANT7)

| BW (MHz) | OFDM Modulation Scheme | SCS (kHz) | Mode | RB Allocation | RB offset | Mode A (dBm) | | | | | | | | MPR | Max Output Pwr | Mode B (dBm) | | | | | | | | MPR | Max Output Pwr |
|----------|------------------------|-----------|-----------|---------------|-----------|--------------|------------|-------------|-------------|------------|-------------|--------|--------|----------|----------------|--------------|----------|----------|----------|------|------|------|------|-----|----------------|
| | | | | | | 650000 | 652400 | 654800 | 657200 | 659600 | 662000 | 650000 | 652400 | | | 654800 | 657200 | 659600 | 662000 | | | | | | |
| 100 | DFT-s | 30 | ii/2 BPSK | 1 | 1 | 3750 MHz | 3786 MHz | 3822 MHz | 3858 MHz | 3894 MHz | 3930 MHz | 0 | 22.8 | 3750 MHz | 3786 MHz | 3822 MHz | 3858 MHz | 3894 MHz | 3930 MHz | 0 | 20.8 | | | | |
| | | | | | | 22.0 | 19.9 | 0 | 20.8 | | | | | | | | | | | | | | | | |
| | | | | | | 22.1 | 19.9 | 0 | 20.8 | | | | | | | | | | | | | | | | |
| | | | | | | 22.1 | 19.9 | 0 | 20.8 | | | | | | | | | | | | | | | | |
| | | | | | | 22.1 | 19.9 | 0 | 20.8 | | | | | | | | | | | | | | | | |
| | | | | | | 22.3 | 19.9 | 0 | 20.8 | | | | | | | | | | | | | | | | |
| | QPSK | 1 | 1 | 1 | 136 | 3750 MHz | 3786 MHz | 3822 MHz | 3858 MHz | 3894 MHz | 3930 MHz | 0 | 22.8 | 3750 MHz | 3786 MHz | 3822 MHz | 3858 MHz | 3894 MHz | 3930 MHz | 0 | 20.8 | | | | |
| | | | | | | 22.0 | 19.9 | 0 | 20.8 | | | | | | | | | | | | | | | | |
| | | | | | | 22.1 | 19.9 | 0 | 20.8 | | | | | | | | | | | | | | | | |
| | | | | | | 22.1 | 19.9 | 0 | 20.8 | | | | | | | | | | | | | | | | |
| | | | | | | 22.1 | 19.9 | 0 | 20.8 | | | | | | | | | | | | | | | | |
| | | | | | | 22.3 | 19.9 | 0 | 20.8 | | | | | | | | | | | | | | | | |
| 90 | DFT-s | 30 | ii/2 BPSK | 1 | 122 | 649666 | 652200 | 654732 | 657266 | 659800 | 662332 | 0 | 22.8 | 649666 | 652200 | 654732 | 657266 | 659800 | 662332 | 0 | 20.8 | | | | |
| | | | | | | 3744.99 MHz | 3783 MHz | 3820.98 MHz | 3858.99 MHz | 3897 MHz | 3934.98 MHz | 22.4 | 20.0 | | | | | | | | | | | | |
| 80 | DFT-s | 30 | ii/2 BPSK | 1 | 108 | 649332 | 652000 | 654666 | 657332 | 660000 | 662666 | 0 | 22.8 | 649332 | 652000 | 654666 | 657332 | 660000 | 662666 | 0 | 20.8 | | | | |
| | | | | | | 3739.98 MHz | 3780 MHz | 3819.99 MHz | 3859.98 MHz | 3900 MHz | 3939.99 MHz | 22.3 | 19.9 | | | | | | | | | | | | |
| 70 | DFT-s | 30 | ii/2 BPSK | 1 | 94 | 649000 | 651800 | 654600 | 657400 | 660200 | 663000 | 0 | 22.8 | 649000 | 651800 | 654600 | 657400 | 660200 | 663000 | 0 | 20.8 | | | | |
| | | | | | | 3735 MHz | 3777 MHz | 3819 MHz | 3861 MHz | 3903 MHz | 3945 MHz | 22.3 | 19.9 | | | | | | | | | | | | |
| 60 | DFT-s | 30 | ii/2 BPSK | 1 | 81 | 648666 | 651600 | 654532 | 657466 | 660400 | 663332 | 0 | 22.8 | 648666 | 651600 | 654532 | 657466 | 660400 | 663332 | 0 | 20.8 | | | | |
| | | | | | | 3729.99 MHz | 3774 MHz | 3817.98 MHz | 3861.99 MHz | 3906 MHz | 3949.98 MHz | 22.3 | 20.0 | | | | | | | | | | | | |
| 50 | DFT-s | 30 | ii/2 BPSK | 1 | 66 | 648332 | 651400 | 654466 | 657532 | 660600 | 663666 | 0 | 22.8 | 648332 | 651400 | 654466 | 657532 | 660600 | 663666 | 0 | 20.8 | | | | |
| | | | | | | 3724.98 MHz | 3771 MHz | 3816.99 MHz | 3862.98 MHz | 3909 MHz | 3954.98 MHz | 22.3 | 19.9 | | | | | | | | | | | | |
| 40 | DFT-s | 30 | ii/2 BPSK | 1 | 53 | 648000 | 651200 | 654400 | 657600 | 660800 | 664000 | 0 | 22.8 | 648000 | 651200 | 654400 | 657600 | 660800 | 664000 | 0 | 20.8 | | | | |
| | | | | | | 3720 MHz | 3768 MHz | 3816 MHz | 3864 MHz | 3912 MHz | 3960 MHz | 22.6 | 22.6 | 22.5 | 22.6 | 22.5 | 22.7 | 19.9 | 20.1 | 19.8 | 19.8 | 20.0 | 19.9 | | |
| 30 | DFT-s | 30 | ii/2 BPSK | 1 | 39 | 647666 | 651000 | 654332 | 657666 | 661000 | 664332 | 0 | 22.8 | 647666 | 651000 | 654332 | 657666 | 661000 | 664332 | 0 | 20.8 | | | | |
| | | | | | | 3714.99 MHz | 3765 MHz | 3814.98 MHz | 3864.99 MHz | 3915 MHz | 3964.98 MHz | 22.7 | 22.6 | 22.5 | 22.6 | 22.8 | 19.8 | 19.9 | 19.9 | 19.9 | 20.1 | 19.9 | | | |
| 20 | DFT-s | 30 | ii/2 BPSK | 1 | 25 | 647332 | 650800 | 654266 | 657732 | 661200 | 664666 | 0 | 22.8 | 647332 | 650800 | 654266 | 657732 | 661200 | 664666 | 0 | 20.8 | | | | |
| | | | | | | 3709.98 MHz | 3762 MHz | 3813.99 MHz | 3865.98 MHz | 3916 MHz | 3969.98 MHz | 22.5 | 22.6 | 22.6 | 22.6 | 22.8 | 20.0 | 20.0 | 20.0 | 20.1 | 19.9 | 20.0 | | | |
| 15 | DFT-s | 30 | ii/2 BPSK | 1 | 19 | 647166 | 650700 | 654232 | 657766 | 661300 | 664832 | 0 | 22.8 | 647166 | 650700 | 654232 | 657766 | 661300 | 664832 | 0 | 20.8 | | | | |
| | | | | | | 3707.49 MHz | 3760.5 MHz | 3813.48 MHz | 3866.49 MHz | 3919.5 MHz | 3972.48 MHz | 22.5 | 22.6 | 22.6 | 22.6 | 22.7 | 20.0 | 20.0 | 20.1 | 19.8 | 19.9 | 19.9 | | | |
| 10 | DFT-s | 30 | ii/2 BPSK | 1 | 12 | 647000 | 650600 | 654200 | 657800 | 661400 | 665000 | 0 | 22.8 | 647000 | 650600 | 654200 | 657800 | 661400 | 665000 | 0 | 20.8 | | | | |
| | | | | | | 3705 MHz | 3759 MHz | 3813 MHz | 3867 MHz | 3921 MHz | 3975 MHz | 22.3 | 22.4 | 22.4 | 22.4 | 22.4 | 19.9 | 20.1 | 19.9 | 19.8 | 20.1 | 19.9 | | | |

NR Band 77 (Block A) Measured Results (ANT8)

| BW (MHz) | OFDM Modulation Scheme | SCS (kHz) | Mode | RB Allocation | RB offset | Mode A (dBm) | | | | | Mode B (dBm) | | | | |
|----------|------------------------|-----------|----------|---------------|-----------|--------------|-------------|-------------|-----|----------------|--------------|-------------|-------------|-----|----------------|
| | | | | | | 633332 | 633332 | 633332 | MPR | Max Output Pwr | 633332 | 633332 | 633332 | MPR | Max Output Pwr |
| 100 | DFT-s | 30 | π/2 BPSK | 1 | 1 | 3499.98 MHz | 3499.98 MHz | 3499.98 MHz | 0 | 18.7 | 3499.98 MHz | 3499.98 MHz | 3499.98 MHz | 0 | 18.1 |
| | | | | | | 17.9 | 17.9 | 17.9 | 0 | 18.7 | 17.7 | 17.7 | 17.7 | 0 | 18.1 |
| | | | | | | 17.9 | 17.9 | 17.9 | 0 | 18.7 | 17.7 | 17.7 | 17.7 | 0 | 18.1 |
| | | | | | | 17.9 | 17.9 | 17.9 | 0 | 18.7 | 17.8 | 17.8 | 17.8 | 0 | 18.1 |
| | | | | | | 17.9 | 17.9 | 17.9 | 0 | 18.7 | 17.6 | 17.6 | 17.6 | 0 | 18.1 |
| | | | | | | 17.9 | 17.9 | 17.9 | 0 | 18.7 | 17.7 | 17.7 | 17.7 | 0 | 18.1 |
| | | | QPSK | 1 | 136 | 17.9 | 17.9 | 17.9 | 0 | 18.7 | 17.6 | 17.6 | 17.6 | 0 | 18.1 |
| | | | | | | 17.9 | 17.9 | 17.9 | 0 | 18.7 | 17.6 | 17.6 | 17.6 | 0 | 18.1 |
| | | | | | | 17.9 | 17.9 | 17.9 | 0 | 18.7 | 17.7 | 17.7 | 17.7 | 0 | 18.1 |
| 90 | DFT-s | 30 | π/2 BPSK | 1 | 122 | 633000 | 633332 | 633666 | MPR | Max Output Pwr | 633000 | 633332 | 633666 | MPR | Max Output Pwr |
| | | | | | | 3495 MHz | 3499.98 MHz | 3504.99 MHz | 0 | 18.7 | 3495 MHz | 3499.98 MHz | 3504.99 MHz | 0 | 18.1 |
| 80 | DFT-s | 30 | π/2 BPSK | 1 | 108 | 632666 | 633332 | 634000 | MPR | Max Output Pwr | 632666 | 633332 | 634000 | MPR | Max Output Pwr |
| | | | | | | 3489.99 MHz | 3499.98 MHz | 3510 MHz | 0 | 18.7 | 3489.99 MHz | 3499.98 MHz | 3510 MHz | 0 | 18.1 |
| 70 | DFT-s | 30 | π/2 BPSK | 1 | 94 | 632332 | 633332 | 634332 | MPR | Max Output Pwr | 632332 | 633332 | 634332 | MPR | Max Output Pwr |
| | | | | | | 3484.98 MHz | 3499.98 MHz | 3514.98 MHz | 0 | 18.7 | 3484.98 MHz | 3499.98 MHz | 3514.98 MHz | 0 | 18.1 |
| 60 | DFT-s | 30 | π/2 BPSK | 1 | 81 | 632000 | 633332 | 634666 | MPR | Max Output Pwr | 632000 | 633332 | 634666 | MPR | Max Output Pwr |
| | | | | | | 3480 MHz | 3499.98 MHz | 3519.99 MHz | 0 | 18.7 | 3480 MHz | 3499.98 MHz | 3519.99 MHz | 0 | 18.1 |
| 50 | DFT-s | 30 | π/2 BPSK | 1 | 66 | 631666 | 633332 | 635000 | MPR | Max Output Pwr | 631666 | 633332 | 635000 | MPR | Max Output Pwr |
| | | | | | | 3474.99 MHz | 3499.98 MHz | 3525 MHz | 0 | 18.7 | 3474.99 MHz | 3499.98 MHz | 3525 MHz | 0 | 18.1 |
| 40 | DFT-s | 30 | π/2 BPSK | 1 | 53 | 631332 | 633332 | 635332 | MPR | Max Output Pwr | 631332 | 633332 | 635332 | MPR | Max Output Pwr |
| | | | | | | 3469.98 MHz | 3499.98 MHz | 3529.98 MHz | 0 | 18.7 | 3469.98 MHz | 3499.98 MHz | 3529.98 MHz | 0 | 18.1 |
| 30 | DFT-s | 30 | π/2 BPSK | 1 | 39 | 631000 | 633332 | 635666 | MPR | Max Output Pwr | 631000 | 633332 | 635666 | MPR | Max Output Pwr |
| | | | | | | 3465 MHz | 3499.98 MHz | 3534.99 MHz | 0 | 18.7 | 3465 MHz | 3499.98 MHz | 3534.99 MHz | 0 | 18.1 |
| 20 | DFT-s | 30 | π/2 BPSK | 1 | 25 | 630666 | 633332 | 636000 | MPR | Max Output Pwr | 630666 | 633332 | 636000 | MPR | Max Output Pwr |
| | | | | | | 3459.99 MHz | 3499.98 MHz | 3540 MHz | 0 | 18.7 | 3459.99 MHz | 3499.98 MHz | 3540 MHz | 0 | 18.1 |
| 15 | DFT-s | 30 | π/2 BPSK | 1 | 19 | 630500 | 633332 | 636166 | MPR | Max Output Pwr | 630500 | 633332 | 636166 | MPR | Max Output Pwr |
| | | | | | | 3457.5 MHz | 3499.98 MHz | 3542.49 MHz | 0 | 18.7 | 3457.5 MHz | 3499.98 MHz | 3542.49 MHz | 0 | 18.1 |
| 10 | DFT-s | 30 | π/2 BPSK | 1 | 12 | 630332 | 633332 | 636332 | MPR | Max Output Pwr | 630332 | 633332 | 636332 | MPR | Max Output Pwr |
| | | | | | | 3454.98 MHz | 3499.98 MHz | 3544.98 MHz | 0 | 18.7 | 3454.98 MHz | 3499.98 MHz | 3544.98 MHz | 0 | 18.1 |

NR Band 77 (Block C) Measured Results (ANT8)

| BW (MHz) | OFDM Modulation Scheme | SCS (kHz) | Mode | RB Allocation | RB offset | Mode A (dBm) | | | | | | | Mode B (dBm) | | | | | | | | | | |
|----------|------------------------|-----------|---------|---------------|-----------|--------------------|--------------------|--------------------|--------------------|--------------------|--------------------|------|----------------|--------------------|--------------------|--------------------|--------------------|--------------------|--------------------|------|----------------|------|------|
| | | | | | | 650000 3750 MHz | 652400 3786 MHz | 654800 3822 MHz | 657200 3858 MHz | 659600 3894 MHz | 662000 3930 MHz | MPR | Max Output Pwr | 650000 3750 MHz | 652400 3786 MHz | 654800 3822 MHz | 657200 3858 MHz | 659600 3894 MHz | 662000 3930 MHz | MPR | Max Output Pwr | | |
| 100 | DFT-s | 30 | m2 BPSK | 1 | 1 | 1 | | 18.3 | | 0 | 18.7 | | | 17.9 | | 0 | 18.1 | | | | | | |
| | | | | | 1 | 136 | | 18.4 | | 0 | 18.7 | | | 17.9 | | 0 | 18.1 | | | | | | |
| | | | | | 1 | 271 | | 18.2 | | 0 | 18.7 | | | 17.9 | | 0 | 18.1 | | | | | | |
| | | | | | 135 | 69 | | 18.4 | | 0 | 18.7 | | | 18.0 | | 0 | 18.1 | | | | | | |
| | QPSK | 1 | 1 | 1 | 1 | 1 | | 18.2 | | 0 | 18.7 | | | 18.1 | | 0 | 18.1 | | | | | | |
| | | | | | 1 | 136 | | 18.3 | | 0 | 18.7 | | | 17.9 | | 0 | 18.1 | | | | | | |
| | | | | | 1 | 271 | | 18.4 | | 0 | 18.7 | | | 18.1 | | 0 | 18.1 | | | | | | |
| | | | | | 135 | 69 | | 18.2 | | 0 | 18.7 | | | 18.0 | | 0 | 18.1 | | | | | | |
| 90 | DFT-s | 30 | m2 BPSK | 1 | 122 | | 18.4 | | 0 | 18.7 | | | 17.9 | | 0 | 18.1 | | | | | | | |
| 80 | DFT-s | 30 | m2 BPSK | 1 | 108 | | 18.3 | | 0 | 18.7 | | | 17.8 | | 0 | 18.1 | | | | | | | |
| 70 | DFT-s | 30 | m2 BPSK | 1 | 94 | | 18.4 | | 0 | 18.7 | | | 18.1 | | 0 | 18.1 | | | | | | | |
| 60 | DFT-s | 30 | m2 BPSK | 1 | 81 | | 18.3 | | 0 | 18.7 | | | 18.0 | | 0 | 18.1 | | | | | | | |
| 50 | DFT-s | 30 | m2 BPSK | 1 | 66 | | 18.4 | | 0 | 18.7 | | | 17.9 | | 0 | 18.1 | | | | | | | |
| 40 | DFT-s | 30 | m2 BPSK | 1 | 53 | | 18.2 | 18.3 | 18.3 | 18.3 | 18.2 | 18.2 | 0 | 18.7 | 18.1 | 18.1 | 17.9 | 17.8 | 17.9 | 18.0 | 0 | 18.1 | |
| 30 | DFT-s | 30 | m2 BPSK | 1 | 39 | | 18.3 | 18.2 | 18.1 | 18.3 | 18.4 | 18.3 | 0 | 18.7 | 17.9 | 17.8 | 17.8 | 17.8 | 17.9 | 18.0 | 0 | 18.1 | |
| 20 | DFT-s | 30 | m2 BPSK | 1 | 25 | | 18.4 | 18.4 | 18.2 | 18.2 | 18.2 | 18.2 | 0 | 18.7 | 18.0 | 18.1 | 17.8 | 18.1 | 17.9 | 17.9 | 17.8 | 0 | 18.1 |
| 15 | DFT-s | 30 | m2 BPSK | 1 | 19 | | 18.2 | 18.4 | 18.3 | 18.2 | 18.1 | 18.1 | 0 | 18.7 | 17.9 | 17.8 | 17.9 | 18.0 | 18.1 | 18.0 | 18.1 | 0 | 18.1 |
| 10 | DFT-s | 30 | m2 BPSK | 1 | 12 | | 18.3 | 18.3 | 18.2 | 18.3 | 18.1 | 18.2 | 0 | 18.7 | 18.1 | 17.9 | 18.1 | 17.9 | 17.9 | 18.1 | 18.1 | 0 | 18.1 |

NR Band 77 (Block A) Measured Results (ANT9)

| BW (MHz) | OFDM Modulation Scheme | SCS (kHz) | Mode | RB Allocation | RB offset | Mode A (dBm) | | | | | Mode B (dBm) | | | | |
|----------|------------------------|-----------|----------|---------------|-----------|--------------|-------------|-------------|-----|----------------|--------------|-------------|-------------|-----|----------------|
| | | | | | | 633332 | 633332 | 633332 | MPR | Max Output Pwr | 633332 | 633332 | 633332 | MPR | Max Output Pwr |
| 100 | DFT-s | 30 | π/2 BPSK | 1 | 1 | 3499.98 MHz | 3499.98 MHz | 3499.98 MHz | 0 | 18.5 | 3499.98 MHz | 3499.98 MHz | 3499.98 MHz | 0 | 17.4 |
| | | | | | | 18.1 | 18.2 | 18.1 | 0 | 18.5 | 17.1 | 17.2 | 17.1 | 0 | 17.4 |
| | | | | | | 18.1 | 18.1 | 18.1 | 0 | 18.5 | 17.0 | 17.0 | 17.0 | 0 | 17.4 |
| | | | | | | 18.1 | 18.1 | 18.1 | 0 | 18.5 | 16.9 | 16.9 | 16.9 | 0 | 17.4 |
| | | | QPSK | 1 | 136 | 18.1 | 18.1 | 18.1 | 0 | 18.5 | 17.1 | 17.1 | 17.1 | 0 | 17.4 |
| | | | | | | 18.1 | 18.1 | 18.1 | 0 | 18.5 | 17.1 | 17.1 | 17.1 | 0 | 17.4 |
| | | | | | | 18.1 | 18.1 | 18.1 | 0 | 18.5 | 17.0 | 17.0 | 17.0 | 0 | 17.4 |
| | | | | | | 18.1 | 18.1 | 18.1 | 0 | 18.5 | 16.9 | 16.9 | 16.9 | 0 | 17.4 |
| 90 | DFT-s | 30 | π/2 BPSK | 1 | 122 | 633000 | 633332 | 633666 | MPR | Max Output Pwr | 633000 | 633332 | 633666 | MPR | Max Output Pwr |
| | | | | | | 3495 MHz | 3499.98 MHz | 3504.99 MHz | 0 | 18.5 | 3495 MHz | 3499.98 MHz | 3504.99 MHz | 0 | 17.4 |
| 80 | DFT-s | 30 | π/2 BPSK | 1 | 108 | 632666 | 633332 | 634000 | MPR | Max Output Pwr | 632666 | 633332 | 634000 | MPR | Max Output Pwr |
| | | | | | | 3489.99 MHz | 3499.98 MHz | 3510 MHz | 0 | 18.5 | 3489.99 MHz | 3499.98 MHz | 3510 MHz | 0 | 17.4 |
| 70 | DFT-s | 30 | π/2 BPSK | 1 | 94 | 632332 | 633332 | 634332 | MPR | Max Output Pwr | 632332 | 633332 | 634332 | MPR | Max Output Pwr |
| | | | | | | 3484.98 MHz | 3499.98 MHz | 3514.98 MHz | 0 | 18.5 | 3484.98 MHz | 3499.98 MHz | 3514.98 MHz | 0 | 17.4 |
| 60 | DFT-s | 30 | π/2 BPSK | 1 | 81 | 632000 | 633332 | 634666 | MPR | Max Output Pwr | 632000 | 633332 | 634666 | MPR | Max Output Pwr |
| | | | | | | 3480 MHz | 3499.98 MHz | 3519.99 MHz | 0 | 18.5 | 3480 MHz | 3499.98 MHz | 3519.99 MHz | 0 | 17.4 |
| 50 | DFT-s | 30 | π/2 BPSK | 1 | 66 | 631666 | 633332 | 635000 | MPR | Max Output Pwr | 631666 | 633332 | 635000 | MPR | Max Output Pwr |
| | | | | | | 3474.99 MHz | 3499.98 MHz | 3525 MHz | 0 | 18.5 | 3474.99 MHz | 3499.98 MHz | 3525 MHz | 0 | 17.4 |
| 40 | DFT-s | 30 | π/2 BPSK | 1 | 53 | 631332 | 633332 | 635332 | MPR | Max Output Pwr | 631332 | 633332 | 635332 | MPR | Max Output Pwr |
| | | | | | | 3469.98 MHz | 3499.98 MHz | 3529.98 MHz | 0 | 18.5 | 3469.98 MHz | 3499.98 MHz | 3529.98 MHz | 0 | 17.4 |
| 30 | DFT-s | 30 | π/2 BPSK | 1 | 39 | 631000 | 633332 | 635666 | MPR | Max Output Pwr | 631000 | 633332 | 635666 | MPR | Max Output Pwr |
| | | | | | | 3465 MHz | 3499.98 MHz | 3534.99 MHz | 0 | 18.5 | 3465 MHz | 3499.98 MHz | 3534.99 MHz | 0 | 17.4 |
| 20 | DFT-s | 30 | π/2 BPSK | 1 | 25 | 630666 | 633332 | 636000 | MPR | Max Output Pwr | 630666 | 633332 | 636000 | MPR | Max Output Pwr |
| | | | | | | 3459.99 MHz | 3499.98 MHz | 3540 MHz | 0 | 18.5 | 3459.99 MHz | 3499.98 MHz | 3540 MHz | 0 | 17.4 |
| 15 | DFT-s | 30 | π/2 BPSK | 1 | 19 | 630500 | 633332 | 636166 | MPR | Max Output Pwr | 630500 | 633332 | 636166 | MPR | Max Output Pwr |
| | | | | | | 3457.5 MHz | 3499.98 MHz | 3542.49 MHz | 0 | 18.5 | 3457.5 MHz | 3499.98 MHz | 3542.49 MHz | 0 | 17.4 |
| 10 | DFT-s | 30 | π/2 BPSK | 1 | 12 | 630332 | 633332 | 636332 | MPR | Max Output Pwr | 630332 | 633332 | 636332 | MPR | Max Output Pwr |
| | | | | | | 3454.98 MHz | 3499.98 MHz | 3544.98 MHz | 0 | 18.5 | 3454.98 MHz | 3499.98 MHz | 3544.98 MHz | 0 | 17.4 |

NR Band 77 (Block C) Measured Results (ANT9)

| BW (MHz) | OFDM Modulation Scheme | SCS (kHz) | Mode | RB Allocation | RB offset | Mode A (dBm) | | | | | | | MPR | Max Output Pwr | Mode B (dBm) | | | | | | | MPR | Max Output Pwr |
|----------|------------------------|-----------|----------|---------------|-----------|--------------|--------|--------|--------|--------|--------|----------|------|----------------|--------------|----------|----------|----------|----------|--------|--------|------|----------------|
| | | | | | | 650000 | 652400 | 654800 | 657200 | 659600 | 662000 | 3750 MHz | | | 3786 MHz | 3822 MHz | 3858 MHz | 3894 MHz | 3930 MHz | 650000 | 652400 | | |
| 100 | DFT-s | 30 | nB2 BPSK | 1 | 1 | 18.1 | | | 18.1 | | | 0 | 18.5 | | | 17.1 | | | 16.9 | | | 0 | 17.4 |
| | | | | | | 18.4 | | | 18.4 | | | 0 | 18.5 | | | 17.1 | | | 16.9 | | | 0 | 17.4 |
| | | | | | | 18.3 | | | 18.3 | | | 0 | 18.5 | | | 16.9 | | | 16.9 | | | 0 | 17.4 |
| | | | | | | 18.2 | | | 18.2 | | | 0 | 18.5 | | | 17.1 | | | 16.9 | | | 0 | 17.4 |
| | | | QPSK | 1 | 1 | 18.1 | | | 18.1 | | | 0 | 18.5 | | | 16.9 | | | 17.0 | | | 0 | 17.4 |
| | | | | | | 18.2 | | | 18.2 | | | 0 | 18.5 | | | 17.0 | | | 16.9 | | | 0 | 17.4 |
| | | | | | | 18.2 | | | 18.2 | | | 0 | 18.5 | | | 16.9 | | | 16.9 | | | 0 | 17.4 |
| | | | | | | 18.2 | | | 18.2 | | | 0 | 18.5 | | | 16.9 | | | 16.9 | | | 0 | 17.4 |
| 90 | DFT-s | 30 | nB2 BPSK | 1 | 122 | 18.1 | | | 18.1 | | | 0 | 18.5 | | | 17.1 | | | 0 | 17.4 | | | |
| 80 | DFT-s | 30 | nB2 BPSK | 1 | 108 | 18.0 | | | 18.0 | | | 0 | 18.5 | | | 17.0 | | | 0 | 17.4 | | | |
| 70 | DFT-s | 30 | nB2 BPSK | 1 | 94 | 18.0 | | | 18.0 | | | 0 | 18.5 | | | 17.0 | | | 0 | 17.4 | | | |
| 60 | DFT-s | 30 | nB2 BPSK | 1 | 81 | 18.0 | | | 18.0 | | | 0 | 18.5 | | | 16.9 | | | 0 | 17.4 | | | |
| 50 | DFT-s | 30 | nB2 BPSK | 1 | 66 | 18.1 | | | 18.1 | | | 0 | 18.5 | | | 17.1 | | | 0 | 17.4 | | | |
| 40 | DFT-s | 30 | nB2 BPSK | 1 | 53 | 18.1 | 18.2 | 17.9 | 18.0 | 18.0 | 17.9 | 0 | 18.5 | 17.0 | 17.0 | 16.9 | 17.0 | 17.0 | 17.0 | 17.1 | 0 | 17.4 | |
| 30 | DFT-s | 30 | nB2 BPSK | 1 | 39 | 18.1 | 17.9 | 17.9 | 17.9 | 17.9 | 18.0 | 0 | 18.5 | 17.2 | 17.2 | 17.1 | 17.0 | 17.1 | 17.1 | 17.2 | 0 | 17.4 | |
| 20 | DFT-s | 30 | nB2 BPSK | 1 | 25 | 18.0 | 17.9 | 18.0 | 17.9 | 18.0 | 18.1 | 0 | 18.5 | 17.0 | 17.1 | 17.1 | 17.2 | 17.2 | 17.0 | 17.0 | 0 | 17.4 | |
| 15 | DFT-s | 30 | nB2 BPSK | 1 | 19 | 18.0 | 18.1 | 17.9 | 17.9 | 18.0 | 17.9 | 0 | 18.5 | 17.2 | 16.9 | 17.1 | 17.0 | 17.2 | 17.1 | 17.1 | 0 | 17.4 | |
| 10 | DFT-s | 30 | nB2 BPSK | 1 | 12 | 18.1 | 18.1 | 18.1 | 18.0 | 18.0 | 18.0 | 0 | 18.5 | 17.1 | 16.9 | 17.1 | 16.9 | 17.2 | 17.1 | 17.1 | 0 | 17.4 | |

NR Band 77 (Block A) Measured Results (ANT4)

| BW (MHz) | OFDM Modulation Scheme | SCS (kHz) | Mode | RB Allocation | RB offset | Mode A (dBm) | | | | | Mode B (dBm) | | | | | |
|----------|------------------------|-----------|----------|---------------|-----------|--------------|--------|--------|-----|----------------|--------------|--------|--------|-----|----------------|------|
| | | | | | | 633332 | 633332 | 633332 | MPR | Max Output Pwr | 633332 | 633332 | 633332 | MPR | Max Output Pwr | |
| 100 | DFT-s | 30 | π/2 BPSK | 1 | 1 | 20.4 | | | | 0 | 21 | | | | 0 | 19.9 |
| | | | | | 136 | 20.7 | | | | 0 | 21 | | 19.2 | | 0 | 19.9 |
| | | | | | 271 | 20.5 | | | | 0 | 21 | | 19.1 | | 0 | 19.9 |
| | | | | | 69 | 20.7 | | | | 0 | 21 | | 19.2 | | 0 | 19.9 |
| | | | | | 1 | 20.6 | | | | 0 | 21 | | 19.2 | | 0 | 19.9 |
| | | | | | 136 | 20.6 | | | | 0 | 21 | | 19.2 | | 0 | 19.9 |
| | | | QPSK | 1 | 20.4 | | | | 0 | 21 | | 19.4 | | 0 | 19.9 | |
| | | | | 271 | 20.4 | | | | 0 | 21 | | 19.4 | | 0 | 19.9 | |
| | | | | 69 | 20.6 | | | | 0 | 21 | | 19.3 | | 0 | 19.9 | |
| 90 | DFT-s | 30 | π/2 BPSK | 1 | 122 | 20.3 | | | 0 | 21 | 19.4 | | | 0 | 19.9 | |
| 80 | DFT-s | 30 | π/2 BPSK | 1 | 108 | 20.3 | | | 0 | 21 | 19.3 | | | 0 | 19.9 | |
| 70 | DFT-s | 30 | π/2 BPSK | 1 | 94 | 20.6 | | | 0 | 21 | 19.2 | | | 0 | 19.9 | |
| 60 | DFT-s | 30 | π/2 BPSK | 1 | 81 | 20.4 | | | 0 | 21 | 19.3 | | | 0 | 19.9 | |
| 50 | DFT-s | 30 | π/2 BPSK | 1 | 66 | 20.3 | | | 0 | 21 | 19.2 | | | 0 | 19.9 | |
| 40 | DFT-s | 30 | π/2 BPSK | 1 | 53 | 20.3 | | | 0 | 21 | 19.2 | | | 0 | 19.9 | |
| 30 | DFT-s | 30 | π/2 BPSK | 1 | 39 | 20.5 | 20.3 | 20.3 | 0 | 21 | 19.4 | 19.2 | 19.1 | 0 | 19.9 | |
| 20 | DFT-s | 30 | π/2 BPSK | 1 | 25 | 20.4 | 20.5 | 20.4 | 0 | 21 | 19.3 | 19.2 | | 0 | 19.9 | |
| 15 | DFT-s | 30 | π/2 BPSK | 1 | 19 | 20.5 | 20.4 | 20.6 | 0 | 21 | 19.2 | 19.4 | 19.3 | 0 | 19.9 | |
| 10 | DFT-s | 30 | π/2 BPSK | 1 | 12 | 20.4 | 20.5 | 20.5 | 0 | 21 | 19.2 | 19.4 | 19.4 | 0 | 19.9 | |

NR Band 77 (Block C) Measured Results (ANT4)

| BW (MHz) | OFDM Modulation Scheme | SCS (MHz) | Mode | RB Allocation | RB offset | Mode A (dBm) | | | | | | MPR | Max Output Pwr | Mode B (dBm) | | | | | | MPR | Max Output Pwr | | |
|----------|------------------------|-----------|----------|---------------|-----------|--------------|--------|--------|--------|--------|--------|-----|----------------|--------------|--------|--------|--------|--------|--------|------|----------------|---|------|
| | | | | | | 650000 | 652400 | 654800 | 657200 | 659600 | 662000 | | | 650000 | 652400 | 654800 | 657200 | 659600 | 662000 | | | | |
| 100 | DFT-s | 30 | π/2 BPSK | 1 | 1 | 20.5 | | | 20.5 | | | 0 | 21 | | | 19.4 | | | 19.4 | | | 0 | 19.9 |
| | | | | | | 20.6 | | | 20.6 | | | 0 | 21 | | | 19.5 | | | 19.5 | | | 0 | 19.9 |
| | | | | | | 20.4 | | | 20.4 | | | 0 | 21 | | | 19.3 | | | 19.3 | | | 0 | 19.9 |
| | | | | | | 20.4 | | | 20.4 | | | 0 | 21 | | | 19.5 | | | 19.5 | | | 0 | 19.9 |
| | | | QPSK | 1 | 136 | 20.5 | | | 20.5 | | | 0 | 21 | | | 19.3 | | | 19.3 | | | 0 | 19.9 |
| | | | | | | 20.4 | | | 20.4 | | | 0 | 21 | | | 19.3 | | | 19.3 | | | 0 | 19.9 |
| | | | | | | 20.3 | | | 20.3 | | | 0 | 21 | | | 19.3 | | | 19.3 | | | 0 | 19.9 |
| | | | | | | 20.5 | | | 20.5 | | | 0 | 21 | | | 19.4 | | | 19.4 | | | 0 | 19.9 |
| 90 | DFT-s | 30 | π/2 BPSK | 1 | 122 | 20.5 | | | 20.5 | | | 0 | 21 | | | 19.5 | | | 0 | 19.9 | | | |
| 80 | DFT-s | 30 | π/2 BPSK | 1 | 108 | 20.5 | | | 20.5 | | | 0 | 21 | | | 19.5 | | | 0 | 19.9 | | | |
| 70 | DFT-s | 30 | π/2 BPSK | 1 | 94 | 20.3 | | | 20.3 | | | 0 | 21 | | | 19.5 | | | 0 | 19.9 | | | |
| 60 | DFT-s | 30 | π/2 BPSK | 1 | 81 | 20.5 | | | 20.5 | | | 0 | 21 | | | 19.5 | | | 0 | 19.9 | | | |
| 50 | DFT-s | 30 | π/2 BPSK | 1 | 66 | 20.6 | | | 20.6 | | | 0 | 21 | | | 19.5 | | | 0 | 19.9 | | | |
| 40 | DFT-s | 30 | π/2 BPSK | 1 | 53 | 20.5 | 20.6 | 20.4 | 20.5 | 20.6 | 20.4 | 0 | 21 | 19.4 | 19.3 | 19.5 | 19.4 | 19.5 | 19.4 | 0 | 19.9 | | |
| 30 | DFT-s | 30 | π/2 BPSK | 1 | 39 | 20.4 | 20.3 | 20.5 | 20.4 | 20.4 | 20.3 | 0 | 21 | 19.4 | 19.5 | 19.4 | 19.4 | 19.6 | 19.4 | 0 | 19.9 | | |
| 20 | DFT-s | 30 | π/2 BPSK | 1 | 25 | 20.3 | 20.4 | 20.6 | 20.6 | 20.4 | 20.3 | 0 | 21 | 19.5 | 19.5 | 19.4 | 19.5 | 19.4 | 19.5 | 0 | 19.9 | | |
| 15 | DFT-s | 30 | π/2 BPSK | 1 | 19 | 20.3 | 20.6 | 20.4 | 20.4 | 20.4 | 20.4 | 0 | 21 | 19.4 | 19.3 | 19.6 | 19.3 | 19.3 | 19.6 | 0 | 19.9 | | |
| 10 | DFT-s | 30 | π/2 BPSK | 1 | 12 | 20.5 | 20.6 | 20.6 | 20.5 | 20.4 | 20.4 | 0 | 21 | 19.4 | 19.4 | 19.4 | 19.6 | 19.4 | 19.4 | 0 | 19.9 | | |

9.7. Wi-Fi 2.4GHz (DTS Band)

When the same transmission mode configurations have the same maximum output power on the same channel for the 802.11 b/g/n/ac/ax modes, the channel in the lower order/sequence 802.11 mode (i.e. g, n, ac, then ax) is selected. Therefore the SAR measurements performed for the 802.11b modes, as the lowest order modulation, cover 802.11g/n/ac/ax modes.

Inspection of the SAR plots has shown that there is no overlap of hotspots and the center of antennas is over 100 mm apart. Using the guidance in KDB 248227 section 6.1, no evaluation of MIMO is required and SAR compliance for simultaneous transmission is determined separately for each individual antenna.

Maximum Output Power for Wi-Fi 2.4 GHz

The table below is the Maximum output power for this device. The highlighted values indicates what the overall worst case transmission mode will be required for SAR testing per channel. In the Wi-Fi 2.4 GHz(Power State) table, the highlighted worst case Low/Mid/High channels are selected for Mode A and Mode B.

| Channel | Frequency (MHz) | Maximum Output Power (dBm) | | | | | | | | | | | | | | | | | | | | | | | | |
|----------|-------------------|----------------------------|--------------------|-------------------------------|-------------------------------|--------------------------------|---------------------------|---------------------------|----------------------------|------------------------|-------------------------|------------------------|------------------------|---------------------------------------|---------------------------------------|--|-----------------------------------|-----------------------------------|------------------------------------|--------------------------------|---------------------------------|--------------------------------|--------------------------------|------|------|------|
| | | ANT3 / ANT4 | | | | | | | | | | | | | | | | | | MIMO | | | | | | |
| | | SISO | | | | | | | | | MIMO | | | | | | | | | | | | | | | |
| b (SISO) | g (SISO) Low Rate | g (SISO) Mid Rate | g (SISO) High Rate | 11n/11ac HT20 (SISO) Low Rate | 11n/11ac HT20 (SISO) Mid Rate | 11n/11ac HT20 (SISO) High Rate | 11ax HE20 (SISO) Low Rate | 11ax HE20 (SISO) Mid Rate | 11ax HE20 (SISO) High Rate | 11ax HE20 RU4x2 (SISO) | 11ax HE20 RU10x8 (SISO) | 11ax HE20 RU5x2 (SISO) | 11ax HE20 RU2x6 (SISO) | 11n/11ac HT20 (2Tx, nonTXBF) Low Rate | 11n/11ac HT20 (2Tx, nonTXBF) Mid Rate | 11n/11ac HT20 (2Tx, nonTXBF) High Rate | 11ax HE20 (2Tx, nonTXBF) Low Rate | 11ax HE20 (2Tx, nonTXBF) Mid Rate | 11ax HE20 (2Tx, nonTXBF) High Rate | 11ax HE20 RU2x4 (2Tx, nonTXBF) | 11ax HE20 RU10x8 (2Tx, nonTXBF) | 11ax HE20 RU5x2 (2Tx, nonTXBF) | 11ax HE20 RU8x8 (2Tx, nonTXBF) | | | |
| 1 | 2412 | 20.5 | 18.0 | 17.8 | 17.5 | 18.0 | 17.8 | 17.5 | 17.0 | 16.5 | 16.0 | 16.0 | 16.0 | 16.0 | 13.5 | 17.5 | 17.0 | 16.5 | 16.0 | 15.5 | 15.0 | 15.0 | 15.0 | 13.5 | | |
| 2 | 2417 | 21.5 | 19.5 | 19.5 | 19.5 | 19.5 | 19.5 | 19.5 | 18.0 | 18.0 | 18.0 | 18.0 | 18.0 | 16.5 | 13.5 | 18.5 | 18.5 | 18.5 | 17.0 | 17.0 | 17.0 | 17.0 | 17.0 | 16.5 | 13.5 | |
| 3 | 2422 | 21.5 | 21.5 | 21.5 | 21.5 | 21.5 | 21.5 | 21.5 | 21.5 | 21.5 | 21.5 | 21.5 | 21.5 | 19.5 | 16.5 | 13.5 | 20.0 | 20.0 | 20.0 | 19.0 | 19.0 | 19.0 | 19.0 | 16.5 | 13.5 | |
| 4 | 2427 | 21.5 | 21.5 | 21.5 | 21.5 | 21.5 | 21.5 | 21.5 | 21.5 | 21.5 | 21.5 | 21.5 | 21.5 | 19.5 | 16.5 | 13.5 | 21.5 | 21.5 | 21.5 | 21.5 | 21.5 | 21.5 | 21.5 | 19.5 | 16.5 | 13.5 |
| 5 | 2432 | 21.5 | 21.5 | 21.5 | 21.5 | 21.5 | 21.5 | 21.5 | 21.5 | 21.5 | 21.5 | 21.5 | 21.5 | 19.5 | 16.5 | 13.5 | 21.5 | 21.5 | 21.5 | 21.5 | 21.5 | 21.5 | 21.5 | 19.5 | 16.5 | 13.5 |
| 6 | 2437 | 21.5 | 21.5 | 21.5 | 21.5 | 21.5 | 21.5 | 21.5 | 21.5 | 21.5 | 21.5 | 21.5 | 21.5 | 19.5 | 16.5 | 13.5 | 21.5 | 21.5 | 21.5 | 21.5 | 21.5 | 21.5 | 21.5 | 19.5 | 16.5 | 13.5 |
| 7 | 2442 | 21.5 | 21.5 | 21.5 | 21.5 | 21.5 | 21.5 | 21.5 | 21.5 | 21.5 | 21.5 | 21.5 | 21.5 | 19.5 | 16.5 | 13.5 | 21.5 | 21.5 | 21.5 | 21.5 | 21.5 | 21.5 | 21.5 | 19.5 | 16.5 | 13.5 |
| 8 | 2447 | 21.5 | 21.5 | 21.5 | 21.5 | 21.5 | 21.5 | 21.5 | 21.5 | 21.5 | 21.5 | 21.5 | 21.5 | 19.5 | 16.5 | 13.5 | 21.5 | 21.5 | 21.5 | 21.5 | 21.5 | 21.5 | 21.5 | 19.5 | 16.5 | 13.5 |
| 9 | 2452 | 21.5 | 21.0 | 21.0 | 21.0 | 21.0 | 21.0 | 21.0 | 21.5 | 21.5 | 21.5 | 21.5 | 21.5 | 19.5 | 16.5 | 13.5 | 19.5 | 19.5 | 19.5 | 18.5 | 18.5 | 18.5 | 18.5 | 16.5 | 13.5 | |
| 10 | 2457 | 21.5 | 19.5 | 19.5 | 19.5 | 19.5 | 19.5 | 19.5 | 18.0 | 18.0 | 18.0 | 18.0 | 18.0 | 16.5 | 13.5 | 18.5 | 18.5 | 18.5 | 17.0 | 17.0 | 17.0 | 17.0 | 17.0 | 16.5 | 13.5 | |
| 11 | 2462 | 21.5 | 18.5 | 18.0 | 17.5 | 18.5 | 18.0 | 17.5 | 17.0 | 16.5 | 16.0 | 16.0 | 16.0 | 16.0 | 13.5 | 17.5 | 17.0 | 16.5 | 16.0 | 15.5 | 15.0 | 15.0 | 15.0 | 13.5 | 13.5 | |
| 12 | 2467 | 20.5 | 16.0 | 15.8 | 15.5 | 16.0 | 15.8 | 15.5 | 15.0 | 14.5 | 14.0 | 14.0 | 14.0 | 14.0 | 13.5 | 15.0 | 14.5 | 14.0 | 14.0 | 13.5 | 13.0 | 13.0 | 13.0 | 13.0 | 13.0 | |
| 13 | 2472 | 18.0 | 14.5 | 14.3 | 14.0 | 14.5 | 14.3 | 14.0 | 10.0 | 9.8 | 9.5 | 9.5 | 4.0 | 0.0 | 0.0 | 14.3 | 14.0 | 13.8 | 9.0 | 8.8 | 8.5 | 8.5 | 3.5 | 0.0 | 0.0 | |

Wi-Fi 2.4 GHz(Power States)

For 2.4 GHz band, there are use 6 difference power states:

- Power state 1: 802.15.4ab-NB_{OFF} | P_{mid} | CELL_{OFF}
- Power state 2: 802.15.4ab-NB_{ON} | P_{mid} | CELL_{OFF}
- Power state 3: 802.15.4ab-NB_{OFF} | P_{high} | CELL_{OFF}
- Power state 4: 802.15.4ab-NB_{OFF} | P_{low} | CELL_{ON}
- Power state 5: 802.15.4ab-NB_{ON} | P_{high} | CELL_{OFF}
- Power state 6: 802.15.4ab-NB_{ON} | P_{low} | CELL_{ON}

| Antenna | Mode | Channel | Frequency (MHz) | Maximum Output Power (dBm) | | | | | | | | | | | |
|---------|---------------------|---------|-----------------|----------------------------|--------|----------------|--------|----------------|--------|----------------|--------|----------------|--------|----------------|--------|
| | | | | Power States 1 | | Power States 2 | | Power States 3 | | Power States 4 | | Power States 5 | | Power States 6 | |
| | | | | Mode A | Mode B | Mode A | Mode B | Mode A | Mode B | Mode A | Mode B | Mode A | Mode B | Mode A | Mode B |
| ANT3 | 802.11b DSSS (SISO) | 1 | 2412 | 20.50 | 20.50 | 20.50 | 20.50 | 20.50 | 20.50 | 17.50 | 17.50 | 20.50 | 20.50 | 16.50 | 16.50 |
| | | 2 | 2417 | 21.50 | 21.50 | 21.50 | 21.50 | 21.50 | 21.50 | 17.50 | 17.50 | 21.00 | 21.00 | 16.50 | 16.50 |
| | | 3 | 2422 | 21.50 | 21.50 | 21.50 | 21.50 | 21.50 | 21.50 | 17.50 | 17.50 | 21.00 | 21.00 | 16.50 | 16.50 |
| | | 4 | 2427 | 21.50 | 21.50 | 21.50 | 21.50 | 21.50 | 21.50 | 17.50 | 17.50 | 21.00 | 21.00 | 16.50 | 16.50 |
| | | 5 | 2432 | 21.50 | 21.50 | 21.50 | 21.50 | 21.50 | 21.50 | 17.50 | 17.50 | 21.00 | 21.00 | 16.50 | 16.50 |
| | | 6 | 2437 | 21.50 | 21.50 | 21.50 | 21.50 | 21.50 | 21.50 | 17.50 | 17.50 | 21.00 | 21.00 | 16.50 | 16.50 |
| | | 7 | 2442 | 21.50 | 21.50 | 21.50 | 21.50 | 21.50 | 21.50 | 17.50 | 17.50 | 21.00 | 21.00 | 16.50 | 16.50 |
| | | 8 | 2447 | 21.50 | 21.50 | 21.50 | 21.50 | 21.50 | 21.50 | 17.50 | 17.50 | 21.00 | 21.00 | 16.50 | 16.50 |
| | | 9 | 2452 | 21.50 | 21.50 | 21.50 | 21.50 | 21.50 | 21.50 | 17.50 | 17.50 | 21.00 | 21.00 | 16.50 | 16.50 |
| | | 10 | 2457 | 21.50 | 21.50 | 21.50 | 21.50 | 21.50 | 21.50 | 17.50 | 17.50 | 21.00 | 21.00 | 16.50 | 16.50 |
| | | 11 | 2462 | 21.50 | 21.50 | 21.50 | 21.50 | 21.50 | 21.50 | 17.50 | 17.50 | 21.00 | 21.00 | 16.50 | 16.50 |
| | | 12 | 2467 | 20.50 | 20.50 | 20.50 | 20.50 | 20.50 | 20.50 | 17.50 | 17.50 | 20.50 | 20.50 | 16.50 | 16.50 |
| | | 13 | 2472 | 18.00 | 18.00 | 18.00 | 18.00 | 18.00 | 18.00 | 17.50 | 17.50 | 18.00 | 18.00 | 16.50 | 16.50 |
| Antenna | Mode | Channel | Frequency (MHz) | Maximum Output Power (dBm) | | | | | | | | | | | |
| | | | | Power States 1 | | Power States 2 | | Power States 3 | | Power States 4 | | Power States 5 | | Power States 6 | |
| | | | | Mode A | Mode B | Mode A | Mode B | Mode A | Mode B | Mode A | Mode B | Mode A | Mode B | Mode A | Mode B |
| ANT4 | 802.11b DSSS (SISO) | 1 | 2412 | 20.50 | 20.50 | 20.50 | 20.50 | 20.50 | 20.50 | 17.50 | 17.50 | 20.50 | 20.50 | 16.50 | 16.50 |
| | | 2 | 2417 | 21.50 | 21.50 | 21.50 | 21.50 | 21.50 | 21.50 | 17.50 | 17.50 | 21.00 | 21.00 | 16.50 | 16.50 |
| | | 3 | 2422 | 21.50 | 21.50 | 21.50 | 21.50 | 21.50 | 21.50 | 17.50 | 17.50 | 21.00 | 21.00 | 16.50 | 16.50 |
| | | 4 | 2427 | 21.50 | 21.50 | 21.50 | 21.50 | 21.50 | 21.50 | 17.50 | 17.50 | 21.00 | 21.00 | 16.50 | 16.50 |
| | | 5 | 2432 | 21.50 | 21.50 | 21.50 | 21.50 | 21.50 | 21.50 | 17.50 | 17.50 | 21.00 | 21.00 | 16.50 | 16.50 |
| | | 6 | 2437 | 21.50 | 21.50 | 21.50 | 21.50 | 21.50 | 21.50 | 17.50 | 17.50 | 21.00 | 21.00 | 16.50 | 16.50 |
| | | 7 | 2442 | 21.50 | 21.50 | 21.50 | 21.50 | 21.50 | 21.50 | 17.50 | 17.50 | 21.00 | 21.00 | 16.50 | 16.50 |
| | | 8 | 2447 | 21.50 | 21.50 | 21.50 | 21.50 | 21.50 | 21.50 | 17.50 | 17.50 | 21.00 | 21.00 | 16.50 | 16.50 |
| | | 9 | 2452 | 21.50 | 21.50 | 21.50 | 21.50 | 21.50 | 21.50 | 17.50 | 17.50 | 21.00 | 21.00 | 16.50 | 16.50 |
| | | 10 | 2457 | 21.50 | 21.50 | 21.50 | 21.50 | 21.50 | 21.50 | 17.50 | 17.50 | 21.00 | 21.00 | 16.50 | 16.50 |
| | | 11 | 2462 | 21.50 | 21.50 | 21.50 | 21.50 | 21.50 | 21.50 | 17.50 | 17.50 | 21.00 | 21.00 | 16.50 | 16.50 |
| | | 12 | 2467 | 20.50 | 20.50 | 20.50 | 20.50 | 20.50 | 20.50 | 17.50 | 17.50 | 20.50 | 20.50 | 16.50 | 16.50 |
| | | 13 | 2472 | 18.00 | 18.00 | 18.00 | 18.00 | 18.00 | 18.00 | 17.50 | 17.50 | 18.00 | 18.00 | 16.50 | 16.50 |

Note(s):

Power State 2 and 3 maximum output power same as Power State 1

Wi-Fi 2.4GHz Measured Results

The maximum output power specified for production units are determined for all applicable 802.11 transmission modes in each standalone and aggregated frequency band. Maximum output power is measured for the highest maximum output power configuration(s) in each frequency band according to the default power measurement procedures.

SAR Test reduction was applied from KDB 248227 guidance, Sec. 2.1, b), 1) when the same maximum output power is specified for multiple transmission modes in a frequency band, the largest channel bandwidth, lowest order modulation, lowest data rate and lowest order 802.11g/n/ac/ax mode is used for SAR measurement, on the highest measured output power channel in the initial test configuration, for each frequency band. Additional output power measurements were not deemed necessary.

SAR testing is not required for OFDM mode(s) when the highest reported SAR for DSSS is adjusted by the ratio of OFDM to DSSS specified maximum output power and the adjusted SAR is ≤ 1.2 W/kg.

| Power Mode | Antenna | Mode | Power Mode A | | | | | Power Mode B | | | | |
|--|---------|--------------|--------------|-------------|----------------|----------------------|-------------------|--------------|-------------|----------------|----------------------|-------------------|
| | | | Ch # | Freq. (MHz) | Meas Pwr (dBm) | Max Output Pwr (dBm) | SAR Test (Yes/No) | Ch # | Freq. (MHz) | Meas Pwr (dBm) | Max Output Pwr (dBm) | SAR Test (Yes/No) |
| Power States 1 & Power States 2 & Power States 3 | ANT3 | DSSS 802.11b | 2 | 2417 | 20.60 | 21.50 | Yes | 2 | 2417 | 20.60 | 21.50 | Yes |
| | | | 6 | 2437 | 20.19 | 21.50 | | 6 | 2437 | 20.19 | 21.50 | |
| | | | 11 | 2462 | 20.31 | 21.50 | | 11 | 2462 | 20.31 | 21.50 | |
| | ANT4 | DSSS 802.11b | 2 | 2417 | 20.85 | 21.50 | Yes | 2 | 2417 | 20.85 | 21.50 | Yes |
| | | | 6 | 2437 | 20.48 | 21.50 | | 6 | 2437 | 20.48 | 21.50 | |
| | | | 11 | 2462 | 20.60 | 21.50 | | 11 | 2462 | 20.60 | 21.50 | |
| Power States 4 | ANT3 | DSSS 802.11b | 1 | 2412 | 16.11 | 17.50 | Yes | 1 | 2412 | 16.11 | 17.50 | Yes |
| | | | 6 | 2437 | 15.97 | 17.50 | | 6 | 2437 | 15.97 | 17.50 | |
| | | | 11 | 2462 | 16.26 | 17.50 | | 11 | 2462 | 16.26 | 17.50 | |
| | | | 1 | 2412 | 16.17 | 17.50 | | 1 | 2412 | 16.17 | 17.50 | |
| | | | 6 | 2437 | 16.44 | 17.50 | | 6 | 2437 | 16.44 | 17.50 | |
| | | | 11 | 2462 | 16.52 | 17.50 | | 11 | 2462 | 16.79 | 17.50 | |
| | ANT4 | DSSS 802.11b | 1 | 2412 | 16.17 | 17.50 | Yes | 1 | 2412 | 16.17 | 17.50 | Yes |
| | | | 6 | 2437 | 16.44 | 17.50 | | 6 | 2437 | 16.44 | 17.50 | |
| | | | 11 | 2462 | 16.52 | 17.50 | | 11 | 2462 | 16.79 | 17.50 | |
| | | | 1 | 2412 | 16.17 | 17.50 | | 1 | 2412 | 16.17 | 17.50 | |
| | | | 6 | 2437 | 16.44 | 17.50 | | 6 | 2437 | 16.44 | 17.50 | |
| | | | 11 | 2462 | 16.52 | 17.50 | | 11 | 2462 | 16.79 | 17.50 | |
| Power States 5 | ANT3 | DSSS 802.11b | 2 | 2417 | 20.60 | 21.00 | Yes | 2 | 2417 | 20.60 | 21.00 | Yes |
| | | | 6 | 2437 | 20.19 | 21.00 | | 6 | 2437 | 20.19 | 21.00 | |
| | | | 11 | 2462 | 20.31 | 21.00 | | 11 | 2462 | 20.31 | 21.00 | |
| | | | 2 | 2417 | 20.85 | 21.00 | | 2 | 2417 | 20.85 | 21.00 | |
| | | | 6 | 2437 | 20.48 | 21.00 | | 6 | 2437 | 20.48 | 21.00 | |
| | | | 11 | 2462 | 20.60 | 21.00 | | 11 | 2462 | 20.60 | 21.00 | |
| | ANT4 | DSSS 802.11b | 2 | 2417 | 20.85 | 21.00 | Yes | 2 | 2417 | 20.85 | 21.00 | Yes |
| | | | 6 | 2437 | 20.48 | 21.00 | | 6 | 2437 | 20.48 | 21.00 | |
| | | | 11 | 2462 | 20.60 | 21.00 | | 11 | 2462 | 20.60 | 21.00 | |
| | | | 2 | 2417 | 20.85 | 21.00 | | 2 | 2417 | 20.85 | 21.00 | |
| | | | 6 | 2437 | 20.48 | 21.00 | | 6 | 2437 | 20.48 | 21.00 | |
| | | | 11 | 2462 | 20.60 | 21.00 | | 11 | 2462 | 20.60 | 21.00 | |
| Power States 6 | ANT3 | DSSS 802.11b | 1 | 2412 | 16.11 | 16.50 | Yes | 1 | 2412 | 16.11 | 16.50 | Yes |
| | | | 6 | 2437 | 15.97 | 16.50 | | 6 | 2437 | 15.97 | 16.50 | |
| | | | 11 | 2462 | 16.26 | 16.50 | | 11 | 2462 | 16.26 | 16.50 | |
| | | | 1 | 2412 | 16.17 | 16.50 | | 1 | 2412 | 16.17 | 16.50 | |
| | | | 6 | 2437 | 16.44 | 16.50 | | 6 | 2437 | 16.44 | 16.50 | |
| | | | 11 | 2462 | 16.50 | 16.50 | | 11 | 2462 | 16.50 | 16.50 | |
| | ANT4 | DSSS 802.11b | 1 | 2412 | 16.17 | 16.50 | Yes | 1 | 2412 | 16.17 | 16.50 | Yes |
| | | | 6 | 2437 | 16.44 | 16.50 | | 6 | 2437 | 16.44 | 16.50 | |
| | | | 11 | 2462 | 16.50 | 16.50 | | 11 | 2462 | 16.50 | 16.50 | |
| | | | 1 | 2412 | 16.17 | 16.50 | | 1 | 2412 | 16.17 | 16.50 | |
| | | | 6 | 2437 | 16.44 | 16.50 | | 6 | 2437 | 16.44 | 16.50 | |
| | | | 11 | 2462 | 16.50 | 16.50 | | 11 | 2462 | 16.50 | 16.50 | |

Note(s):

- SAR is not required for channel 12 and 13 because the maximum output power and the measured output power for these two channels are not greater than those for the default test channels. Refer to KDB 248227 D01 section 3.1.

9.8. Wi-Fi 5GHz (U-NII 1-3 Bands)

When the same transmission mode configurations have the same maximum output power on the same channel for the 802.11 a/n/ac/ax modes, the channel in the lower order/sequence 802.11 mode (i.e. a, n, ac then ax) is selected. Therefore the SAR measurements performed for the 802.11n/ac modes, as the lowest order modulation, cover 802.11ax modes.

When the specified maximum output power is the same for both UNII 1 and UNII 2A, begin SAR measurements in UNII 2A with the channel with the highest measured output power. If the reported SAR for UNII 2A is ≤ 1.2 W/kg, SAR is not required for UNII 1; otherwise treat the remaining bands separately and test them independently for SAR.

Inspection of the SAR plots has shown that there is no overlap of hotspots and the center of antennas is over 100 mm apart. Using the guidance in KDB 248227 section 6.1, no evaluation of MIMO is required and SAR compliance for simultaneous transmission is determined separately for each individual antenna.

Maximum Output Power for Wi-Fi 5 GHz

The table below is the maximum output power for this device. The highlighted values indicates what the overall worst case transmission mode will be required for SAR testing per channel. In the Wi-Fi 5 GHz(Power State) table, the highlighted worst case Low/Mid/High channels are selected for Mode A and Mode B.

Table with columns: Bandwidth, Band, Channel, Frequency (MHz), and Maximum Output Power (dBm). The table is divided into sections for 20 MHz, 40 MHz, 80 MHz, and 160 MHz. Each section contains multiple rows of channels and their corresponding power values across various transmission modes (SISO, MIMO).

Wi-Fi 5 GHz(Power States)

For 5 GHz bands, there are use 6 difference power states:

- Power state 1: 802.15.4ab-NB_{OFF} | P_{mid} | CELL_{OFF}
- Power state 2: 802.15.4ab-NB_{ON} | P_{mid} | CELL_{OFF}
- Power state 3: 802.15.4ab-NB_{OFF} | P_{high} | CELL_{OFF}
- Power state 4: 802.15.4ab-NB_{OFF} | P_{low} | CELL_{ON}
- Power state 5: 802.15.4ab-NB_{ON} | P_{high} | CELL_{OFF}
- Power state 6: 802.15.4ab-NB_{ON} | P_{low} | CELL_{ON}

| Antenna | Mode | Bandwidth | Channel | Frequency | Maximum Output Power (dBm) | | | | | | | | | | | | | |
|----------------------|-------------------------------|---------------------|-------------------------------|------------------------|----------------------------|--------|---------------|--------|---------------|--------|---------------|--------|---------------|--------|---------------|--------|-------|-------|
| | | | | | Power State 1 | | Power State 2 | | Power State 3 | | Power State 4 | | Power State 5 | | Power State 6 | | | |
| | | | | | Mode A | Mode B | Mode A | Mode B | Mode A | Mode B | Mode A | Mode B | Mode A | Mode B | Mode A | Mode B | | |
| ANT5 | U-NII-1 5.2 GHz (SISO) | 802.11a 20 MHz | 36 | 5180 | 19.00 | 19.00 | 19.00 | 19.00 | 19.00 | 19.00 | 19.00 | 17.75 | 19.00 | 19.00 | 19.00 | 16.75 | | |
| | | | 40 | 5200 | 19.50 | 19.50 | 19.50 | 19.50 | 19.50 | 19.50 | 19.50 | 17.75 | 19.50 | 19.50 | 19.50 | 16.75 | | |
| | | | 44 | 5220 | 19.50 | 19.50 | 19.50 | 19.50 | 19.50 | 19.50 | 19.50 | 17.75 | 19.50 | 19.50 | 19.50 | 16.75 | | |
| | | | 48 | 5240 | 19.50 | 19.50 | 19.50 | 19.50 | 19.50 | 19.50 | 19.50 | 17.75 | 19.50 | 19.50 | 19.50 | 16.75 | | |
| | | | 46 | 5230 | 20.50 | 20.50 | 20.50 | 20.50 | 20.50 | 20.50 | 20.50 | 17.75 | 20.00 | 20.50 | 19.50 | 16.75 | | |
| | | 802.11ac 80 MHz | 42 | 5210 | 17.50 | 17.50 | 17.50 | 17.50 | 17.50 | 17.50 | 17.50 | 17.50 | 17.50 | 17.50 | 20.00 | 17.50 | 17.50 | 16.75 |
| | | | U-NII-2A 5.3 GHz (SISO) | 802.11ax 20 MHz | 52 | 5260 | 19.50 | 19.50 | 19.50 | 19.50 | 19.50 | 19.50 | 16.50 | 16.50 | 19.50 | 19.50 | 18.75 | 16.75 |
| | | | | | 56 | 5280 | 19.50 | 19.50 | 19.50 | 19.50 | 19.50 | 19.50 | 16.50 | 16.50 | 19.50 | 19.50 | 18.75 | 16.75 |
| | | | | | 60 | 5300 | 19.50 | 19.50 | 19.50 | 19.50 | 19.50 | 19.50 | 16.50 | 16.50 | 19.50 | 19.50 | 18.75 | 16.75 |
| | | | | | 64 | 5320 | 19.00 | 19.00 | 19.00 | 19.00 | 19.00 | 19.00 | 16.50 | 16.50 | 19.00 | 19.00 | 18.75 | 16.75 |
| 802.11n/ac 40 MHz | 54 | 5270 | | 20.50 | 20.50 | 20.50 | 20.50 | 20.50 | 20.50 | 20.50 | 16.50 | 16.50 | 20.00 | 20.00 | 18.75 | 16.75 | | |
| | 62 | 5310 | | 17.00 | 17.00 | 17.00 | 17.00 | 17.00 | 17.00 | 16.50 | 16.50 | 17.00 | 17.00 | 17.00 | 16.75 | | | |
| 802.11ac 80 MHz | 58 | 5290 | | 17.00 | 17.00 | 17.00 | 17.00 | 17.00 | 17.00 | 17.00 | 16.50 | 16.50 | 17.00 | 17.00 | 17.00 | 16.75 | | |
| | 50 | 5250 | | 16.50 | 16.50 | 16.50 | 16.50 | 16.50 | 16.50 | 16.50 | 16.50 | 16.50 | 16.50 | 16.50 | 16.50 | 16.50 | | |
| ANT5 | U-NII-2C 5.5 GHz (SISO) | 802.11a 20 MHz | | 100 | 5500 | 18.75 | 18.75 | 18.75 | 18.75 | 18.75 | 18.75 | 18.00 | 15.25 | 18.75 | 18.75 | 17.00 | 14.25 | |
| | | | | 104 | 5520 | 19.50 | 19.25 | 19.50 | 19.25 | 19.50 | 19.25 | 18.00 | 15.25 | 19.50 | 18.75 | 17.00 | 14.25 | |
| | | | 108 | 5540 | 19.50 | 19.25 | 19.50 | 19.25 | 19.50 | 19.25 | 18.00 | 15.25 | 19.50 | 18.75 | 17.00 | 14.25 | | |
| | | | 112 | 5560 | 19.50 | 19.25 | 19.50 | 19.25 | 19.50 | 19.25 | 18.00 | 15.25 | 19.50 | 18.75 | 17.00 | 14.25 | | |
| | | | 116 | 5580 | 19.50 | 19.25 | 19.50 | 19.25 | 19.50 | 19.25 | 18.00 | 15.25 | 19.50 | 18.75 | 17.00 | 14.25 | | |
| | | | 120 | 5600 | 19.50 | 19.25 | 19.50 | 19.25 | 19.50 | 19.25 | 18.00 | 15.25 | 19.50 | 18.75 | 17.00 | 14.25 | | |
| | | | 124 | 5620 | 19.50 | 19.25 | 19.50 | 19.25 | 19.50 | 19.25 | 18.00 | 15.25 | 19.50 | 18.75 | 17.00 | 14.25 | | |
| | | | 128 | 5640 | 19.50 | 19.25 | 19.50 | 19.25 | 19.50 | 19.25 | 18.00 | 15.25 | 19.50 | 18.75 | 17.00 | 14.25 | | |
| | | | 132 | 5660 | 19.50 | 19.25 | 19.50 | 19.25 | 19.50 | 19.25 | 18.00 | 15.25 | 19.50 | 18.75 | 17.00 | 14.25 | | |
| | | | 136 | 5680 | 19.50 | 19.25 | 19.50 | 19.25 | 19.50 | 19.25 | 18.00 | 15.25 | 19.50 | 18.75 | 17.00 | 14.25 | | |
| | | | 140 | 5700 | 19.00 | 19.25 | 19.00 | 19.25 | 19.00 | 19.25 | 18.00 | 15.25 | 19.00 | 18.75 | 17.00 | 14.25 | | |
| | | | 144 | 5720 | 19.50 | 19.25 | 19.50 | 19.25 | 19.50 | 19.25 | 18.00 | 15.25 | 19.50 | 18.75 | 17.00 | 14.25 | | |
| | | | 802.11n/ac 40 MHz | 102 | 5510 | 17.00 | 17.00 | 17.00 | 17.00 | 17.00 | 17.00 | 17.00 | 15.25 | 17.00 | 17.00 | 17.00 | 14.25 | |
| | | | | 110 | 5550 | 20.50 | 19.25 | 20.50 | 19.25 | 20.50 | 19.25 | 18.00 | 15.25 | 20.00 | 18.75 | 17.00 | 14.25 | |
| | | 118 | | 5590 | 20.50 | 19.25 | 20.50 | 19.25 | 20.50 | 19.25 | 18.00 | 15.25 | 20.00 | 18.75 | 17.00 | 14.25 | | |
| | | 126 | | 5630 | 20.50 | 19.25 | 20.50 | 19.25 | 20.50 | 19.25 | 18.00 | 15.25 | 20.00 | 18.75 | 17.00 | 14.25 | | |
| | | 134 | | 5670 | 19.50 | 19.25 | 19.50 | 19.25 | 19.50 | 19.25 | 18.00 | 15.25 | 20.00 | 18.75 | 17.00 | 14.25 | | |
| | | 802.11ac 80 MHz | 142 | 5710 | 20.50 | 19.25 | 20.50 | 19.25 | 20.50 | 19.25 | 18.00 | 15.25 | 20.00 | 18.75 | 17.00 | 14.25 | | |
| | | | 106 | 5530 | 16.00 | 16.00 | 16.00 | 16.00 | 16.00 | 16.00 | 16.00 | 15.25 | 16.00 | 16.00 | 16.00 | 14.25 | | |
| | | | 122 | 5610 | 20.50 | 19.25 | 20.50 | 19.25 | 20.50 | 19.25 | 18.00 | 15.25 | 20.00 | 18.75 | 17.00 | 14.25 | | |
| | | 802.11ac 160 MHz | 138 | 5690 | 20.50 | 19.25 | 20.50 | 19.25 | 20.50 | 19.25 | 18.00 | 15.25 | 20.00 | 18.75 | 17.00 | 14.25 | | |
| | | 114 | 5570 | 16.00 | 16.00 | 16.00 | 16.00 | 16.00 | 16.00 | 16.00 | 15.25 | 16.00 | 16.00 | 16.00 | 14.25 | | | |
| | | ANT5 | U-NII-3 5.8 GHz (SISO) | 802.11a/n/ac 20 MHz | 149 | 5745 | 20.50 | 20.25 | 20.50 | 20.25 | 20.50 | 20.25 | 18.75 | 15.75 | 20.00 | 19.75 | 17.75 | 14.75 |
| | | | | | 153 | 5765 | 20.50 | 20.25 | 20.50 | 20.25 | 20.50 | 20.25 | 18.75 | 15.75 | 20.00 | 19.75 | 17.75 | 14.75 |
| 157 | 5785 | | | | 20.50 | 20.25 | 20.50 | 20.25 | 20.50 | 20.25 | 18.75 | 15.75 | 20.00 | 19.75 | 17.75 | 14.75 | | |
| 161 | 5805 | | | | 20.50 | 20.25 | 20.50 | 20.25 | 20.50 | 20.25 | 18.75 | 15.75 | 20.00 | 19.75 | 17.75 | 14.75 | | |
| 165 | 5825 | | | | 20.50 | 20.25 | 20.50 | 20.25 | 20.50 | 20.25 | 18.75 | 15.75 | 20.00 | 19.75 | 17.75 | 14.75 | | |
| 802.11n/ac 40 MHz | 151 | | | 5755 | 20.50 | 20.25 | 20.50 | 20.25 | 20.50 | 20.25 | 18.75 | 15.75 | 20.00 | 19.75 | 17.75 | 14.75 | | |
| | 159 | | | 5795 | 20.50 | 20.25 | 20.50 | 20.25 | 20.50 | 20.25 | 18.75 | 15.75 | 20.00 | 19.75 | 17.75 | 14.75 | | |
| 802.11ac 80 MHz | 155 | | | 5775 | 20.50 | 20.25 | 20.50 | 20.25 | 20.50 | 20.25 | 18.75 | 15.75 | 20.00 | 19.75 | 17.75 | 14.75 | | |

Note(s):

Power State 2 and 3 maximum output power same as Power State 1

Wi-Fi 5 GHz Measured Results

The maximum output power specified for production units are determined for all applicable 802.11 transmission modes in each standalone and aggregated frequency band. Maximum output power is measured for the highest maximum output power configuration(s) in each frequency band according to the default power measurement procedures.

When the same transmission mode configurations have the same maximum output power on the same channel for the 802.11 a/g/n/ac modes, the channel in the lower order/sequence 802.11 mode (i.e. a, g, n then ac) is selected.

SAR Test reduction was applied from KDB 248227 guidance, Sec. 2.1, b), 1) when the same maximum output power is specified for multiple transmission modes in a frequency band, the largest channel bandwidth, lowest order modulation, lowest data rate and lowest order 802.11a/g/n/ac mode is used for SAR measurement, on the highest measured output power channel in the initial test configuration, for each frequency band. Additional output power measurements were not deemed necessary.

| Power Mode | Antenna | Power Mode A | | | | | | | Power Mode B | | | | | | | | | | | | |
|---|----------|--------------|----------------|----------------|-----------------|----------------|----------------------|-------------------|--------------|----------------|----------------|-------------|-----------------|----------------------|-------------------|------|-------|----------|-----------------|-------|-----|
| | | Band | Mode | Ch # | Freq. (MHz) | Meas Pwr (dBm) | Max Output Pwr (dBm) | SAR Test (Yes/No) | Band | Mode | Ch # | Freq. (MHz) | Meas Pwr (dBm) | Max Output Pwr (dBm) | SAR Test (Yes/No) | | | | | | |
| Power State 1 & Power State 2 & Power State 3 | ANT5 | U-NII-2A | 802.11n HT40 | 54 | 5270 | 19.34 | 20.50 | Yes | U-NII-2A | 802.11n HT40 | 54 | 5270 | 19.30 | 20.50 | Yes | | | | | | |
| | | | | 62 | 5310 | 15.76 | 17.00 | | | | 62 | 5310 | 15.76 | 17.00 | | | | | | | |
| | | | | 106 | 5530 | 14.63 | 16.00 | | | | 106 | 5530 | 14.63 | 16.00 | | | | | | | |
| | | U-NII-2C | 802.11ac VHT80 | 122 | 5610 | 18.75 | 20.50 | Yes | U-NII-2C | 802.11ac VHT80 | 122 | 5610 | 18.75 | 19.25 | Yes | | | | | | |
| | | | | 138 | 5690 | 18.70 | 20.50 | | | | 138 | 5690 | 18.70 | 19.25 | | | | | | | |
| | | | | 155 | 5775 | 19.18 | 20.50 | | | | Yes | U-NII-3 | 802.11ac VHT80 | 155 | | 5775 | 19.18 | 20.25 | Yes | | |
| | ANT6 | U-NII-2A | 802.11n HT40 | 54 | 5270 | 19.64 | 20.50 | Yes | U-NII-2A | 802.11n HT40 | 54 | 5270 | 17.18 | 18.50 | Yes | | | | | | |
| | | | | 62 | 5310 | 15.49 | 17.00 | | | | 62 | 5310 | 15.49 | 17.00 | | | | | | | |
| | | | | 106 | 5530 | 14.50 | 16.00 | | | | 106 | 5530 | 14.50 | 16.00 | | | | | | | |
| | | U-NII-2C | 802.11ac VHT80 | 122 | 5610 | 19.69 | 20.50 | Yes | U-NII-2C | 802.11ac VHT80 | 122 | 5610 | 18.65 | 19.75 | Yes | | | | | | |
| | | | | 138 | 5690 | 19.66 | 20.50 | | | | 138 | 5690 | 18.44 | 19.75 | | | | | | | |
| | | | | 155 | 5775 | 20.12 | 20.50 | | | | Yes | U-NII-3 | 802.11ac VHT80 | 155 | | 5775 | 18.50 | 19.75 | Yes | | |
| Power State 4 | ANT5 | U-NII-1 | 802.11n HT40 | 38 | 5190 | 17.13 | 17.50 | Yes | U-NII-1 | 802.11n HT40 | 38 | 5190 | 17.13 | 17.50 | Yes | | | | | | |
| | | | | 46 | 5230 | 19.72 | 20.50 | | | | 46 | 5230 | 17.58 | 17.75 | | | | | | | |
| | | | | 106 | 5530 | 14.73 | 16.00 | | | | Yes | U-NII-2C | 802.11ac VHT160 | 114 | | 5570 | 13.75 | 15.25 | Yes | | |
| | | 122 | 5610 | 16.58 | 18.00 | 122 | 5610 | 16.58 | 18.00 | | | | | | | | | | | | |
| | | 138 | 5690 | 16.37 | 18.00 | 138 | 5690 | 16.37 | 18.00 | | | | | | | | | | | | |
| | | ANT6 | U-NII-3 | 802.11ac VHT80 | 155 | 5775 | 17.17 | 18.75 | Yes | U-NII-3 | 802.11ac VHT80 | 155 | 5775 | 15.50 | 15.75 | Yes | | | | | |
| | U-NII-1 | | | | 802.11ac VHT80 | 42 | 5210 | 15.04 | | | | 16.50 | Yes | U-NII-2A | 802.11ac VHT160 | | 50 | 5250 | 13.25 | 14.75 | Yes |
| | U-NII-2C | | | | 802.11ac VHT160 | 114 | 5570 | 14.58 | | | | 15.00 | | | | | Yes | U-NII-2C | 802.11ac VHT160 | 114 | |
| | 155 | | 5775 | 14.20 | 15.50 | Yes | U-NII-3 | 802.11ac VHT80 | 155 | 5775 | 15.78 | 16.25 | | | | Yes | | | | | |

9.9. Wi-Fi 6E (U-NII 5-8 Bands)

When the same transmission mode configurations have the same maximum output power on the same channel for the 802.11 a/ax modes, the channel in the lower order/sequence 802.11 transmission mode is selected.

The maximum output power specified for production units are determined for all applicable 802.11 transmission modes in each standalone and aggregated frequency band. Maximum output power is measured for the highest maximum output power configuration(s) in each frequency band according to the default power measurement procedures.

Wi-Fi 6E Test channels were determined in one of two ways:

- Wi-Fi 6E was Aggregated due to the same transmission mode being selected for SAR testing. 5 total test channels from across all U-NII 5/6/7/8 were selected.
- Wi-Fi 6E was Split due to different transmission modes being selected for SAR testing. A minimum of 3 test channels were selected for each individual U-NII Band.

Maximum Output Power for Wi-Fi 6E

The table below is the maximum output power for this device. The highlighted values indicates what the overall worst case transmission mode will be required for SAR testing per channel. In the Wi-Fi 6E (Power State) table, the highlighted worst case Low/Mid/High channels are selected for Mode A and Mode B.

Standard Power (Indoor/Outdoor)

Table with columns: Bandwidth, Band, Channel, Frequency (MHz), and Maximum Output Power (dBm) for SISO and MIMO configurations across various antenna types (ANT1-ANT6).

Low Power (Indoor)

Table with columns: Bandwidth, Band, Channel, Frequency (MHz), and Maximum Output Power (dBm) for SISO and MIMO configurations across various antenna types (ANT1-ANT6).

| Antenna | Mode | Bandwidth | Channel | Frequency | Maximum Output Power (dBm) | | | | | | | | | | | | | |
|---------------------|---------------------|--------------------|-------------------|----------------------------|----------------------------|----------------------------|---------------|--------|---------------|--------|---------------|--------|---------------|--------|---------------|--------|------|------|
| | | | | | Power State 1 | | Power State 2 | | Power State 3 | | Power State 4 | | Power State 5 | | Power State 6 | | | |
| | | | | | Mode A | Mode B | Mode A | Mode B | Mode A | Mode B | Mode A | Mode B | Mode A | Mode B | Mode A | Mode B | | |
| ANTB | U-NII-5 | 802.11a 20 MHz | 1 | 5955 | 11.75 | 11.75 | 11.75 | 11.75 | 11.75 | 11.75 | 10.75 | 10.75 | 11.25 | 11.25 | 9.75 | 9.75 | | |
| | | | 5 | 5975 | 11.75 | 11.75 | 11.75 | 11.75 | 11.75 | 11.75 | 10.75 | 10.75 | 11.25 | 11.25 | 9.75 | 9.75 | | |
| | | | 9-29 | 5995-6095 | 11.75 | 11.75 | 11.75 | 11.75 | 11.75 | 11.75 | 10.75 | 10.75 | 11.25 | 11.25 | 9.75 | 9.75 | | |
| | | | 33-61 | 6115-6255 | 10.50 | 10.50 | 10.50 | 10.50 | 10.50 | 10.50 | 10.50 | 10.50 | 10.50 | 10.50 | 9.50 | 9.50 | | |
| | | | 65-85 | 6275-6375 | 11.25 | 11.25 | 11.25 | 11.25 | 11.25 | 11.25 | 10.25 | 10.25 | 10.75 | 10.75 | 9.25 | 9.25 | | |
| | | | 89 | 6395 | 11.25 | 11.25 | 11.25 | 11.25 | 11.25 | 11.25 | 10.25 | 10.25 | 10.75 | 10.75 | 9.25 | 9.25 | | |
| | | 93 | 6415 | 11.25 | 11.25 | 11.25 | 11.25 | 11.25 | 11.25 | 10.25 | 10.25 | 10.75 | 10.75 | 9.25 | 9.25 | | | |
| | | 3 | 5965 | 11.75 | 11.75 | 11.75 | 11.75 | 11.75 | 11.75 | 10.75 | 10.75 | 11.25 | 11.25 | 9.75 | 9.75 | | | |
| | | 11 | 6005 | 11.75 | 11.75 | 11.75 | 11.75 | 11.75 | 11.75 | 10.75 | 10.75 | 11.25 | 11.25 | 9.75 | 9.75 | | | |
| | | 19-27 | 6045-6085 | 11.75 | 11.75 | 11.75 | 11.75 | 11.75 | 11.75 | 10.75 | 10.75 | 11.25 | 11.25 | 9.75 | 9.75 | | | |
| | | 35-59 | 6125-6245 | 11.75 | 11.75 | 11.75 | 11.75 | 11.75 | 11.75 | 10.75 | 10.75 | 11.25 | 11.25 | 9.75 | 9.75 | | | |
| | | 67-75 | 6285-6325 | 11.25 | 11.25 | 11.25 | 11.25 | 11.25 | 11.25 | 10.25 | 10.25 | 10.75 | 10.75 | 9.25 | 9.25 | | | |
| | | 83 | 6365 | 11.25 | 11.25 | 11.25 | 11.25 | 11.25 | 11.25 | 10.25 | 10.25 | 10.75 | 10.75 | 9.25 | 9.25 | | | |
| | | 91 | 6405 | 11.25 | 11.25 | 11.25 | 11.25 | 11.25 | 11.25 | 10.25 | 10.25 | 10.75 | 10.75 | 9.25 | 9.25 | | | |
| | | 7 | 5985 | 11.75 | 11.75 | 11.75 | 11.75 | 11.75 | 11.75 | 10.75 | 10.75 | 11.25 | 11.25 | 9.75 | 9.75 | | | |
| | | 23 | 6065 | 11.75 | 11.75 | 11.75 | 11.75 | 11.75 | 11.75 | 10.75 | 10.75 | 11.25 | 11.25 | 9.75 | 9.75 | | | |
| | | 39-55 | 6145-6225 | 11.75 | 11.75 | 11.75 | 11.75 | 11.75 | 11.75 | 10.75 | 10.75 | 11.25 | 11.25 | 9.75 | 9.75 | | | |
| | | 71 | 6305 | 11.25 | 11.25 | 11.25 | 11.25 | 11.25 | 11.25 | 10.25 | 10.25 | 10.75 | 10.75 | 9.25 | 9.25 | | | |
| | | 87 | 6385 | 11.25 | 11.25 | 11.25 | 11.25 | 11.25 | 11.25 | 10.25 | 10.25 | 10.75 | 10.75 | 9.25 | 9.25 | | | |
| | | 15 | 6025 | 11.75 | 11.75 | 11.75 | 11.75 | 11.75 | 11.75 | 10.75 | 10.75 | 11.25 | 11.25 | 9.75 | 9.75 | | | |
| | | 47 | 6185 | 11.75 | 11.75 | 11.75 | 11.75 | 11.75 | 11.75 | 10.75 | 10.75 | 11.25 | 11.25 | 9.75 | 9.75 | | | |
| | | 79 | 6345 | 11.25 | 11.25 | 11.25 | 11.25 | 11.25 | 11.25 | 10.25 | 10.25 | 10.75 | 10.75 | 9.25 | 9.25 | | | |
| | | Mode | Bandwidth | Channel | Frequency | Maximum Output Power (dBm) | | | | | | | | | | | | |
| | | U-NII-6 | 802.11a 20 MHz | 97-109 | 6435-6495 | 10.75 | 10.75 | 10.75 | 10.75 | 10.75 | 10.75 | 10.75 | 10.75 | 10.75 | 10.75 | 10.75 | 9.75 | 9.75 |
| | 113 | | | 6515 | 10.75 | 10.75 | 10.75 | 10.75 | 10.75 | 10.75 | 9.75 | 9.75 | 10.25 | 10.25 | 8.75 | 8.75 | | |
| | 802.11ax 40 MHz | | 99-107 | 6445-6485 | 11.75 | 11.75 | 11.75 | 11.75 | 11.75 | 11.75 | 10.75 | 10.75 | 11.25 | 11.25 | 9.75 | 9.75 | | |
| | 115 | | 6525 | 11.25 | 11.25 | 11.25 | 11.25 | 11.25 | 11.25 | 9.75 | 9.75 | 10.25 | 10.25 | 8.75 | 8.75 | | | |
| | 802.11ax 80 MHz | | 103 | 6465 | 11.75 | 11.75 | 11.75 | 11.75 | 11.75 | 11.75 | 10.75 | 10.75 | 11.25 | 11.25 | 9.75 | 9.75 | | |
| | 119 | | 6545 | 10.75 | 10.75 | 10.75 | 10.75 | 10.75 | 10.75 | 9.75 | 9.75 | 10.25 | 10.25 | 8.75 | 8.75 | | | |
| | 802.11ax 160 MHz | | 111 | 6505 | 10.75 | 10.75 | 10.75 | 10.75 | 10.75 | 10.75 | 9.75 | 9.75 | 10.25 | 10.25 | 8.75 | 8.75 | | |
| | Mode | | Bandwidth | Channel | Frequency | Maximum Output Power (dBm) | | | | | | | | | | | | |
| | U-NII-7 | | 802.11a 20 MHz | 117-125 | 6535-6575 | 9.75 | 9.75 | 9.75 | 9.75 | 9.75 | 9.75 | 9.75 | 9.75 | 9.75 | 9.75 | 9.75 | 8.75 | 8.75 |
| | | | | 129-181 | 6595-6855 | 9.75 | 9.75 | 9.75 | 9.75 | 9.75 | 9.75 | 9.75 | 9.75 | 9.75 | 9.75 | 9.75 | 8.75 | 8.75 |
| | | 185 | | 6875 | 9.75 | 9.75 | 9.75 | 9.75 | 9.75 | 9.75 | 9.75 | 9.75 | 9.75 | 9.75 | 9.75 | 8.75 | 8.75 | |
| | | 802.11ax 40 MHz | 123 | 6565 | 10.75 | 10.75 | 10.75 | 10.75 | 10.75 | 10.75 | 9.75 | 9.75 | 10.25 | 10.25 | 8.75 | 8.75 | | |
| | | 131-179 | 6605-6845 | 10.75 | 10.75 | 10.75 | 10.75 | 10.75 | 10.75 | 10.75 | 9.75 | 9.75 | 10.25 | 10.25 | 8.75 | 8.75 | | |
| 187 | | 6885 | 10.75 | 10.75 | 10.75 | 10.75 | 10.75 | 10.75 | 9.75 | 9.75 | 10.25 | 10.25 | 8.75 | 8.75 | | | | |
| 802.11ax 80 MHz | | 135-151 | 6625-6705 | 10.75 | 10.75 | 10.75 | 10.75 | 10.75 | 10.75 | 9.75 | 9.75 | 10.25 | 10.25 | 8.75 | 8.75 | | | |
| 167 | | 6785 | 10.75 | 10.75 | 10.75 | 10.75 | 10.75 | 10.75 | 9.75 | 9.75 | 10.25 | 10.25 | 8.75 | 8.75 | | | | |
| 183 | | 6865 | 10.75 | 10.75 | 10.75 | 10.75 | 10.75 | 10.75 | 9.75 | 9.75 | 10.25 | 10.25 | 8.75 | 8.75 | | | | |
| 802.11ax 160 MHz | | 143 | 6665 | 10.75 | 10.75 | 10.75 | 10.75 | 10.75 | 10.75 | 9.75 | 9.75 | 10.25 | 10.25 | 8.75 | 8.75 | | | |
| 175 | 6825 | 10.75 | 10.75 | 10.75 | 10.75 | 10.75 | 10.75 | 9.75 | 9.75 | 10.25 | 10.25 | 8.75 | 8.75 | | | | | |
| Mode | Bandwidth | Channel | Frequency | Maximum Output Power (dBm) | | | | | | | | | | | | | | |
| U-NII-8 | 802.11a 20 MHz | 189-225 | 6895-7075 | 10.75 | 10.75 | 10.75 | 10.75 | 10.75 | 10.75 | 9.75 | 9.75 | 10.25 | 10.25 | 8.75 | 8.75 | | | |
| | | 229 | 7095 | 10.75 | 10.75 | 10.75 | 10.75 | 10.75 | 10.75 | 9.75 | 9.75 | 10.25 | 10.25 | 8.75 | 8.75 | | | |
| | | 233 | 7115 | -3.50 | -3.50 | -3.50 | -3.50 | -3.50 | -3.50 | -3.50 | -3.50 | -3.50 | -3.50 | -3.50 | -3.50 | | | |
| | 802.11ax 40 MHz | 195-219 | 6925-7045 | 10.75 | 10.75 | 10.75 | 10.75 | 10.75 | 10.75 | 9.75 | 9.75 | 10.25 | 10.25 | 8.75 | 8.75 | | | |
| | 227 | 7085 | 10.75 | 10.75 | 10.75 | 10.75 | 10.75 | 10.75 | 9.75 | 9.75 | 10.25 | 10.25 | 8.75 | 8.75 | | | | |
| | 802.11ax 80 MHz | 199 | 6945 | 10.75 | 10.75 | 10.75 | 10.75 | 10.75 | 10.75 | 9.75 | 9.75 | 10.25 | 10.25 | 8.75 | 8.75 | | | |
| 215 | 7025 | 10.75 | 10.75 | 10.75 | 10.75 | 10.75 | 10.75 | 9.75 | 9.75 | 10.25 | 10.25 | 8.75 | 8.75 | | | | | |
| 802.11ax 160 MHz | 207 | 6985 | 10.75 | 10.75 | 10.75 | 10.75 | 10.75 | 10.75 | 9.75 | 9.75 | 10.25 | 10.25 | 8.75 | 8.75 | | | | |

Note(s):

Power State 2 and 3 maximum output power same as Power State 1

Wi-Fi 6E Measured Results

| Power Mode | Antenna | Power Mode A | | | | | | | Power Mode B | | | | | | | |
|---|---------------|--------------|------------------|------------------|------------------|----------------|----------------------|-------------------|--------------|------------------|------------------|-------------|----------------|----------------------|-------------------|------|
| | | Band | Mode | Ch # | Freq. (MHz) | Meas Pwr (dBm) | Max Output Pwr (dBm) | SAR Test (Yes/No) | Band | Mode | Ch # | Freq. (MHz) | Meas Pwr (dBm) | Max Output Pwr (dBm) | SAR Test (Yes/No) | |
| Power State 1 & Power State 2 & Power State 3 | ANT5 | U-NII-5 | 802.11ax 160 MHz | 15 | 6025 | 10.50 | 11.50 | Yes | U-NII-5 | 802.11ax 160 MHz | 15 | 6025 | 10.50 | 11.50 | Yes | |
| | | | | 47 | 6185 | 10.60 | 11.50 | Yes | | | 47 | 6185 | 10.60 | 11.50 | Yes | |
| | | | | 79 | 6345 | 10.10 | 11.00 | No | | | 79 | 6345 | 10.10 | 11.00 | No | |
| | | U-NII-6 | 802.11ax 160 MHz | 111 | 6505 | 10.30 | 11.25 | Yes | U-NII-6 | 802.11ax 160 MHz | 111 | 6505 | 10.30 | 11.25 | Yes | |
| | | | | U-NII-7 | 802.11ax 160 MHz | 143 | 6665 | 10.50 | | | 11.50 | Yes | U-NII-7 | 802.11ax 160 MHz | 143 | 6665 |
| | | 175 | 6825 | | | 10.25 | 11.25 | No | 175 | 6825 | 10.25 | 11.25 | | | No | |
| | | U-NII-8 | 802.11ax 160 MHz | 207 | 6985 | 10.10 | 11.25 | Yes | U-NII-8 | 802.11ax 160 MHz | 207 | 6985 | 10.10 | 11.25 | Yes | |
| | | ANT6 | U-NII-5 | 802.11ax 160 MHz | 15 | 6025 | 11.00 | 11.75 | Yes | U-NII-5 | 802.11ax 160 MHz | 15 | 6025 | 11.00 | 11.75 | Yes |
| | 47 | | | | 6185 | 11.00 | 11.75 | Yes | 47 | | | 6185 | 11.00 | 11.75 | Yes | |
| | 79 | | | | 6345 | 10.50 | 11.25 | No | 79 | | | 6345 | 10.50 | 11.25 | No | |
| | U-NII-6 | | 802.11ax 80 MHz | 103 | 6465 | 10.80 | 11.75 | Yes | U-NII-6 | 802.11ax 80 MHz | 103 | 6465 | 10.80 | 11.75 | Yes | |
| | | | | 119 | 6545 | 9.75 | 10.75 | No | | | 119 | 6545 | 9.75 | 10.75 | No | |
| | U-NII-7 | | 802.11ax 160 MHz | 143 | 6665 | 10.60 | 10.75 | No | U-NII-7 | 802.11ax 160 MHz | 143 | 6665 | 10.60 | 10.75 | No | |
| | | | | 175 | 6825 | 10.60 | 10.75 | Yes | | | 175 | 6825 | 10.60 | 10.75 | Yes | |
| | U-NII-8 | | 802.11ax 160 MHz | 207 | 6985 | 10.70 | 10.75 | Yes | U-NII-8 | 802.11ax 160 MHz | 207 | 6985 | 10.70 | 10.75 | Yes | |
| | Power State 4 | ANT5 | U-NII-5 | 802.11ax 160 MHz | 15 | 6025 | 9.08 | 10.50 | Yes | U-NII-5 | 802.11ax 160 MHz | 15 | 6025 | 9.08 | 10.50 | Yes |
| 47 | | | | | 6185 | 9.24 | 10.50 | Yes | 47 | | | 6185 | 9.24 | 10.50 | Yes | |
| 79 | | | | | 6345 | 8.60 | 10.00 | No | 79 | | | 6345 | 8.60 | 10.00 | No | |
| U-NII-6 | | | 802.11ax 160 MHz | 111 | 6505 | 8.89 | 10.25 | Yes | U-NII-6 | 802.11ax 160 MHz | 111 | 6505 | 8.89 | 10.25 | Yes | |
| U-NII-7 | | | 802.11ax 160 MHz | 143 | 6665 | 9.15 | 10.50 | Yes | U-NII-7 | 802.11ax 160 MHz | 143 | 6665 | 9.15 | 10.50 | Yes | |
| | | | | 175 | 6825 | 8.86 | 10.25 | No | | | 175 | 6825 | 8.86 | 10.25 | No | |
| U-NII-8 | | | 802.11ax 160 MHz | 207 | 6985 | 8.94 | 10.25 | Yes | U-NII-8 | 802.11ax 160 MHz | 207 | 6985 | 8.94 | 10.25 | Yes | |
| ANT6 | | | U-NII-5 | 802.11ax 160 MHz | 15 | 6025 | 9.36 | 10.75 | Yes | U-NII-5 | 802.11ax 160 MHz | 15 | 6025 | 9.36 | 10.75 | Yes |
| | | | | | 47 | 6185 | 9.40 | 10.75 | Yes | | | 47 | 6185 | 9.40 | 10.75 | Yes |
| | | | | | 79 | 6345 | 9.08 | 10.25 | No | | | 79 | 6345 | 9.08 | 10.25 | No |
| | | | U-NII-6 | 802.11ax 80 MHz | 103 | 6465 | 9.61 | 10.75 | Yes | U-NII-6 | 802.11ax 80 MHz | 103 | 6465 | 9.61 | 10.75 | Yes |
| | | | | | 119 | 6545 | 8.75 | 9.75 | No | | | 119 | 6545 | 8.75 | 9.75 | No |
| | | U-NII-7 | 802.11ax 160 MHz | 143 | 6665 | 8.35 | 9.75 | No | U-NII-7 | 802.11ax 160 MHz | 143 | 6665 | 8.35 | 9.75 | No | |
| | | | | 175 | 6825 | 8.41 | 9.75 | Yes | | | 175 | 6825 | 8.41 | 9.75 | Yes | |
| | | U-NII-8 | 802.11ax 160 MHz | 207 | 6985 | 9.50 | 9.75 | Yes | U-NII-8 | 802.11ax 160 MHz | 207 | 6985 | 9.50 | 9.75 | Yes | |

| Power Mode | Antenna | Power Mode A | | | | | | | Power Mode B | | | | | | |
|---------------|------------|--------------|---------------------|---------------------|-------------|----------------|----------------------|-------------------|--------------|---------------------|---------------------|-------------|----------------|----------------------|-------------------|
| | | Band | Mode | Ch # | Freq. (MHz) | Meas Pwr (dBm) | Max Output Pwr (dBm) | SAR Test (Yes/No) | Band | Mode | Ch # | Freq. (MHz) | Meas Pwr (dBm) | Max Output Pwr (dBm) | SAR Test (Yes/No) |
| Power State 5 | ANT5 | U-NII-5 | 802.11ax 160 MHz | 15 | 6025 | 10.60 | 11.00 | Yes | U-NII-5 | 802.11ax 160 MHz | 15 | 6025 | 10.60 | 11.00 | Yes |
| | | | | 47 | 6185 | 10.60 | 11.00 | Yes | | | 47 | 6185 | 10.60 | 11.00 | Yes |
| | | | | 79 | 6345 | 9.90 | 10.50 | No | | | 79 | 6345 | 9.90 | 10.50 | No |
| | | U-NII-6 | 802.11ax 160 MHz | 111 | 6505 | 10.70 | 10.75 | Yes | U-NII-6 | 802.11ax 160 MHz | 111 | 6505 | 10.70 | 10.75 | Yes |
| | | | | 143 | 6665 | 11.00 | 11.00 | Yes | | | 143 | 6665 | 11.00 | 11.00 | Yes |
| | | U-NII-7 | 802.11ax 160 MHz | 175 | 6825 | 10.75 | 10.75 | No | U-NII-7 | 802.11ax 160 MHz | 175 | 6825 | 10.75 | 10.75 | No |
| | | | | 207 | 6985 | 10.90 | 11.30 | Yes | | | 207 | 6985 | 10.90 | 11.30 | Yes |
| | | ANT6 | U-NII-5 | 802.11ax 160 MHz | 15 | 6025 | 11.19 | 11.25 | Yes | U-NII-5 | 802.11ax 160 MHz | 15 | 6025 | 11.19 | 11.25 |
| | 47 | | | | 6185 | 11.19 | 11.25 | Yes | 47 | | | 6185 | 11.19 | 11.25 | Yes |
| | 79 | | | | 6345 | 10.05 | 10.75 | No | 79 | | | 6345 | 10.05 | 10.75 | No |
| | U-NII-6 | | 802.11ax 80 MHz | 103 | 6465 | 11.10 | 11.25 | Yes | U-NII-6 | 802.11ax 80 MHz | 103 | 6465 | 11.10 | 11.25 | Yes |
| | | | | 119 | 6545 | 10.10 | 10.25 | No | | | 119 | 6545 | 10.10 | 10.25 | No |
| | U-NII-7 | | 802.11ax 160 MHz | 143 | 6665 | 10.00 | 10.25 | No | U-NII-7 | 802.11ax 160 MHz | 143 | 6665 | 10.00 | 10.25 | No |
| | | | | 175 | 6825 | 10.00 | 10.25 | Yes | | | 175 | 6825 | 10.00 | 10.25 | Yes |
| | U-NII-8 | | 802.11ax 160 MHz | 207 | 6985 | 10.10 | 10.25 | Yes | U-NII-8 | 802.11ax 160 MHz | 207 | 6985 | 10.10 | 10.25 | Yes |
| | Power Mode | Antenna | Power Mode A | | | | | | | Power Mode B | | | | | |
| Band | | | Mode | Ch # | Freq. (MHz) | Meas Pwr (dBm) | Max Output Pwr (dBm) | SAR Test (Yes/No) | Band | Mode | Ch # | Freq. (MHz) | Meas Pwr (dBm) | Max Output Pwr (dBm) | SAR Test (Yes/No) |
| Power State 6 | ANT5 | U-NII-5 | 802.11ax 160 MHz | 15 | 6025 | 9.08 | 9.50 | Yes | U-NII-5 | 802.11ax 160 MHz | 15 | 6025 | 9.08 | 9.50 | Yes |
| | | | | 47 | 6185 | 9.24 | 9.50 | Yes | | | 47 | 6185 | 9.24 | 9.50 | Yes |
| | | | | 79 | 6345 | 8.60 | 9.00 | No | | | 79 | 6345 | 8.60 | 9.00 | No |
| | | U-NII-6 | 802.11ax 160 MHz | 111 | 6505 | 8.90 | 9.25 | Yes | U-NII-6 | 802.11ax 160 MHz | 111 | 6505 | 8.90 | 9.25 | Yes |
| | | | | 143 | 6665 | 9.15 | 9.50 | Yes | | | 143 | 6665 | 9.15 | 9.50 | Yes |
| | | U-NII-7 | 802.11ax 160 MHz | 175 | 6825 | 8.86 | 9.25 | No | U-NII-7 | 802.11ax 160 MHz | 175 | 6825 | 8.86 | 9.25 | No |
| | | | | 207 | 6985 | 8.94 | 9.25 | Yes | | | 207 | 6985 | 8.94 | 9.25 | Yes |
| | | ANT6 | U-NII-5 | 802.11ax 160 MHz | 15 | 6025 | 9.65 | 9.75 | Yes | U-NII-5 | 802.11ax 160 MHz | 15 | 6025 | 9.70 | 9.75 |
| | 47 | | | | 6185 | 9.75 | 9.75 | Yes | 47 | | | 6185 | 9.75 | 9.75 | Yes |
| | 79 | | | | 6345 | 8.93 | 9.25 | No | 79 | | | 6345 | 8.93 | 9.25 | No |
| | U-NII-6 | | 802.11ax 80 MHz | 103 | 6465 | 9.75 | 9.75 | Yes | U-NII-6 | 802.11ax 80 MHz | 103 | 6465 | 9.75 | 9.75 | Yes |
| | | | | 119 | 6545 | 8.75 | 8.75 | No | | | 119 | 6545 | 8.75 | 8.75 | No |
| | U-NII-7 | | 802.11ax 160 MHz | 143 | 6665 | 8.61 | 8.75 | No | U-NII-7 | 802.11ax 160 MHz | 143 | 6665 | 8.61 | 8.75 | No |
| | | | | 175 | 6825 | 8.75 | 8.75 | Yes | | | 175 | 6825 | 8.75 | 8.75 | Yes |
| | U-NII-8 | | 802.11ax 160 MHz | 207 | 6985 | 8.40 | 8.75 | Yes | U-NII-8 | 802.11ax 160 MHz | 207 | 6985 | 8.40 | 8.75 | Yes |

9.10. Bluetooth

According to KDB 447498 D01 apply to determine simultaneous transmission SAR test exclusion for Wi-Fi MIMO. If the sum of 1-g single transmission chain SAR measurements is <1.6W/kg and/or the MIMO output power is equal or less than a single chain, then no additional SAR measurements for simultaneously at the specified maximum output power of MIMO operation.

When antennas are spatially separated to the extent that SAR distributions do not overlap and can be treated independently, SAR compliance for simultaneous transmission is determined separately for each individual antenna.

Maximum Output Power for Bluetooth (P_{low} , P_{mid} , P_{high} , and $P_{standalone}$)

For Bluetooth, there are three use cases:

- Bluetooth P_{low} is used when both Wi-Fi and WWAN antennas are active.
- Bluetooth P_{Mid} is used when Wi-Fi antenna is active and WWAN antenna is inactive. P_{Mid} power state occurs during Wi-Fi states 1/2.
- Bluetooth P_{high} is used when Wi-Fi antenna is active and WWAN antenna is inactive or with Wi-Fi inactive and WWAN antenna is active. P_{High} power state occurs during Wi-Fi states 3/5.
- Bluetooth $P_{standalone}$ is used when Wi-Fi and WWAN antennas are inactive.

| Mode | Maximum Output Power (dBm) | | | | | | | | | | | | | | | |
|------|----------------------------|--------|--------|--------|---------------------|--------|--------|--------|----------------------|--------|--------|--------|----------------------------|--------|--------|--------|
| | Bluetooth P_{low} | | | | Bluetooth P_{mid} | | | | Bluetooth P_{high} | | | | Bluetooth $P_{standalone}$ | | | |
| | ANT3 | | ANT4 | | ANT3 | | ANT4 | | ANT3 | | ANT4 | | ANT3 | | ANT4 | |
| | Mode A | Mode B | Mode A | Mode B | Mode A | Mode B | Mode A | Mode B | Mode A | Mode B | Mode A | Mode B | Mode A | Mode B | Mode A | Mode B |
| GFSK | 12.50 | 12.00 | 11.00 | 11.00 | 15.00 | 12.00 | 13.00 | 12.00 | 20.00 | 18.00 | 19.00 | 18.00 | 20.00 | 20.00 | 20.00 | 20.00 |
| EDR | 12.50 | 12.00 | 11.00 | 11.00 | 15.00 | 12.00 | 13.00 | 12.00 | 16.50 | 16.50 | 16.50 | 16.50 | 16.50 | 16.50 | 16.50 | 16.50 |
| LE1M | 12.50 | 12.00 | 11.00 | 11.00 | 15.00 | 12.00 | 13.00 | 12.00 | 20.00 | 18.00 | 19.00 | 18.00 | 20.00 | 20.00 | 20.00 | 20.00 |
| LE2M | 12.50 | 12.00 | 11.00 | 11.00 | 15.00 | 12.00 | 13.00 | 12.00 | 20.00 | 18.00 | 19.00 | 18.00 | 20.00 | 20.00 | 20.00 | 20.00 |
| HDR4 | 12.50 | 12.00 | 11.00 | 11.00 | 14.00 | 12.00 | 12.50 | 12.00 | 14.00 | 14.00 | 12.50 | 12.50 | 14.00 | 14.00 | 12.50 | 12.50 |
| HDR8 | 12.50 | 12.00 | 11.00 | 11.00 | 14.00 | 12.00 | 13.00 | 12.00 | 14.00 | 14.00 | 13.50 | 13.50 | 14.00 | 14.00 | 13.50 | 13.50 |

This device supports Bluetooth beamforming. SAR measurement is not required for Beamforming when the output power is equal or less than a single chain. Please refer to BT Maximum Output Power.

Bluetooth Measured Results

SAR measurement is not required for the 8PSK, BLE, and HDR. When the secondary mode is $\leq \frac{1}{4}$ dB higher than the primary mode.

| Power Mode | Antenna | Mode | Ch # | Freq. (MHz) | Power Mode A (dBm) | | | Power Mode B (dBm) | | |
|-------------------------------|---------|------|------|-------------|--------------------|----------------|-------------------|--------------------|----------------|-------------------|
| | | | | | Meas Pwr | Max Output Pwr | SAR Test (Yes/No) | Meas Pwr | Max Output Pwr | SAR Test (Yes/No) |
| Bluetooth $P_{standalone}$ | ANT3 | GFSK | 0 | 2402 | 19.80 | 20.00 | Yes | 19.80 | 20.00 | Yes |
| | | | 39 | 2441 | 19.80 | 20.00 | | 19.80 | 20.00 | |
| | | | 78 | 2480 | 19.80 | 20.00 | | 19.80 | 20.00 | |
| | ANT4 | GFSK | 0 | 2402 | 20.00 | 20.00 | Yes | 20.00 | 20.00 | Yes |
| | | | 39 | 2441 | 19.90 | 20.00 | | 19.90 | 20.00 | |
| | | | 78 | 2480 | 19.40 | 20.00 | | 19.40 | 20.00 | |
| Bluetooth P_{high} | ANT3 | GFSK | 0 | 2402 | 19.80 | 20.00 | Yes | 17.70 | 18.00 | Yes |
| | | | 39 | 2441 | 19.80 | 20.00 | | 18.00 | 18.00 | |
| | | | 78 | 2480 | 19.80 | 20.00 | | 17.80 | 18.00 | |
| | ANT4 | GFSK | 0 | 2402 | 19.00 | 19.00 | Yes | 18.00 | 18.00 | Yes |
| | | | 39 | 2441 | 19.00 | 19.00 | | 18.00 | 18.00 | |
| | | | 78 | 2480 | 18.70 | 19.00 | | 17.70 | 18.00 | |
| Bluetooth P_{mid} | ANT3 | GFSK | 0 | 2402 | 14.90 | 15.00 | Yes | 12.00 | 12.00 | Yes |
| | | | 39 | 2441 | 14.90 | 15.00 | | 11.80 | 12.00 | |
| | | | 78 | 2480 | 14.90 | 15.00 | | 11.80 | 12.00 | |
| | ANT4 | GFSK | 0 | 2402 | 12.40 | 13.00 | Yes | 11.10 | 12.00 | Yes |
| | | | 39 | 2441 | 12.10 | 13.00 | | 11.10 | 12.00 | |
| | | | 78 | 2480 | 12.00 | 13.00 | | 11.00 | 12.00 | |
| Bluetooth P_{low} | ANT3 | GFSK | 0 | 2402 | 11.00 | 12.50 | Yes | 11.00 | 12.00 | Yes |
| | | | 39 | 2441 | 11.20 | 12.50 | | 11.20 | 12.00 | |
| | | | 78 | 2480 | 10.90 | 12.50 | | 10.90 | 12.00 | |
| | ANT4 | GFSK | 0 | 2402 | 9.50 | 11.00 | Yes | 9.50 | 11.00 | Yes |
| | | | 39 | 2441 | 10.10 | 11.00 | | 10.10 | 11.00 | |
| | | | 78 | 2480 | 8.50 | 11.00 | | 8.50 | 11.00 | |

Duty Factor Measured Results

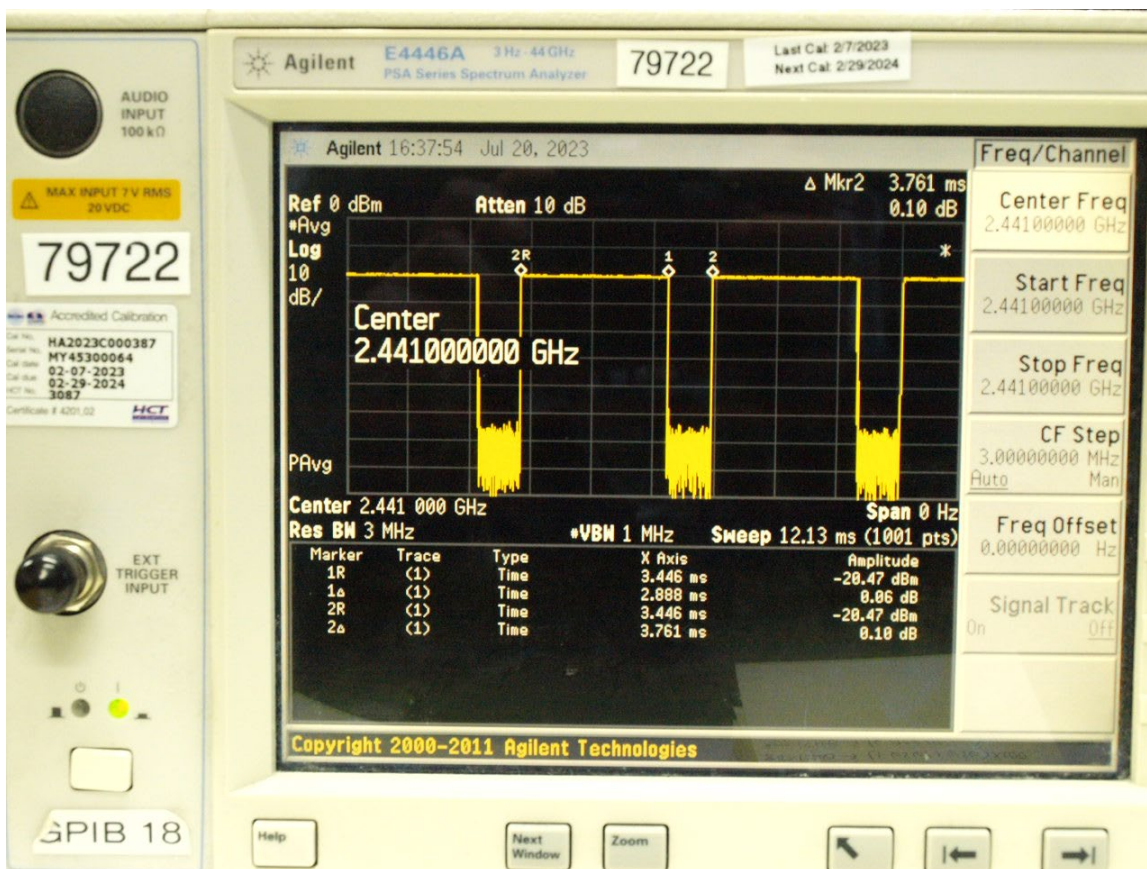
| Mode | Type | T on (ms) | Period (ms) | Duty Cycle | Crest Factor (1/duty cycle) |
|------|------|-----------|-------------|------------|-----------------------------|
| GFSK | DH5 | 2.888 | 3.761 | 76.79% | 1.30 |

Note(s):

Duty Cycle = (T on / period) * 100%

Duty Cycle plots

GFSK



9.11. NB UNII

NB UNII is in 5 GHz bands. This radio operates in the UNII-1 and UNII-3 frequency bands. Modulations include GFSK and $\pi/4$ DQPSK. Bandwidths supported are 1 MHz, 2 MHz, and 4 MHz.

Maximum Output Power for NB UNII (P_{low} , P_{mid} , P_{high} , and $P_{standalone}$)

For NB UNII, there are four use cases:

- NB UNII P_{low} is used when both Wi-Fi and WWAN antennas are active.
- NB UNII P_{mid} is used when Wi-Fi antenna is active and WWAN antenna is inactive. P_{mid} power state occurs during Wi-Fi states 1/2.
- NB UNII P_{high} is used when Wi-Fi antenna is active and WWAN antenna is inactive or with Wi-Fi inactive and WWAN antenna is active. P_{high} power state occurs during Wi-Fi states 3/5.
- NB UNII $P_{standalone}$ is used when Wi-Fi and WWAN antennas are inactive.

| Band | Mode | Maximum Output Power (dBm) | | | | | | | | | | | | | | | |
|---------|------|----------------------------|--------|--------|--------|-------------------|--------|--------|--------|--------------------|--------|--------|--------|--------------------------|--------|--------|--------|
| | | NB UNII P_{low} | | | | NB UNII P_{mid} | | | | NB UNII P_{high} | | | | NB UNII $P_{standalone}$ | | | |
| | | ANT5 | | ANT6 | | ANT5 | | ANT6 | | ANT5 | | ANT6 | | ANT5 | | ANT6 | |
| | | Mode A | Mode B | Mode A | Mode B | Mode A | Mode B | Mode A | Mode B | Mode A | Mode B | Mode A | Mode B | Mode A | Mode B | Mode A | Mode B |
| U-NII 1 | GFSK | 6.00 | 6.00 | 5.00 | 5.00 | 10.00 | 8.50 | 9.50 | 9.00 | 10.00 | 10.00 | 10.00 | 10.00 | 10.00 | 10.00 | 10.00 | 10.00 |
| | HDR4 | 6.00 | 6.00 | 5.00 | 5.00 | 12.00 | 8.50 | 9.50 | 9.00 | 12.00 | 12.00 | 12.00 | 12.00 | 12.00 | 12.00 | 12.00 | 12.00 |
| | HDR8 | 6.00 | 6.00 | 5.00 | 5.00 | 14.00 | 8.50 | 9.50 | 9.00 | 14.00 | 14.00 | 14.00 | 14.00 | 14.00 | 14.00 | 14.00 | 14.00 |
| U-NII 3 | GFSK | 6.50 | 6.50 | 5.00 | 5.00 | 15.00 | 10.00 | 12.00 | 7.50 | 19.50 | 16.00 | 18.00 | 13.50 | 19.50 | 19.50 | 20.00 | 18.50 |
| | HDR4 | 6.50 | 6.50 | 5.00 | 5.00 | 14.50 | 10.00 | 12.00 | 7.50 | 14.50 | 14.50 | 14.50 | 13.50 | 14.50 | 14.50 | 14.50 | 14.50 |
| | HDR8 | 6.50 | 6.50 | 5.00 | 5.00 | 14.50 | 10.00 | 12.00 | 7.50 | 14.50 | 14.50 | 14.50 | 13.50 | 14.50 | 14.50 | 14.50 | 14.50 |

NB UNII Measured Results

SAR measurement is not required for the $\pi/4$ DQPSK. When the secondary mode is $\leq 1/4$ dB higher than the primary mode.

| Band | Power Mode | Antenna | Mode | Ch # | Freq. (MHz) | Power Mode A (dBm) | | | Mode | Power Mode B (dBm) | | | | |
|---------|---------------------------------|---------|------|------|-------------|--------------------|----------------|-------------------|------|--------------------|----------------|-------------------|--|--|
| | | | | | | Meas Pwr | Max Output Pwr | SAR Test (Yes/No) | | Meas Pwr | Max Output Pwr | SAR Test (Yes/No) | | |
| U-NII 1 | NB UNII P _{standalone} | ANT5 | HDR8 | Low | 5162 | 13.51 | 14.00 | Yes | HDR8 | 13.51 | 14.00 | Yes | | |
| | | | | Mid | 5230 | 13.65 | 14.00 | | | 13.65 | 14.00 | | | |
| | | | | High | 5245 | 13.59 | 14.00 | | | 13.59 | 14.00 | | | |
| | | ANT6 | HDR8 | Low | 5162 | 13.89 | 14.00 | Yes | HDR8 | 13.89 | 14.00 | Yes | | |
| | | | | Mid | 5230 | 14.00 | 14.00 | | | 14.00 | 14.00 | | | |
| | | | | High | 5245 | 13.95 | 14.00 | | | 13.95 | 14.00 | | | |
| | NB UNII P _{high} | ANT5 | HDR8 | Low | 5162 | 13.51 | 14.00 | Yes | HDR8 | 13.51 | 14.00 | Yes | | |
| | | | | Mid | 5230 | 13.65 | 14.00 | | | 13.65 | 14.00 | | | |
| | | | | High | 5245 | 13.59 | 14.00 | | | 13.59 | 14.00 | | | |
| | | ANT6 | HDR8 | Low | 5162 | 13.89 | 14.00 | Yes | HDR8 | 13.89 | 14.00 | Yes | | |
| | | | | Mid | 5230 | 14.00 | 14.00 | | | 14.00 | 14.00 | | | |
| | | | | High | 5245 | 13.95 | 14.00 | | | 13.95 | 14.00 | | | |
| | NB UNII P _{mid} | ANT5 | HDR8 | Low | 5162 | 13.51 | 14.00 | Yes | GFSK | 8.50 | 8.50 | Yes | | |
| | | | | Mid | 5230 | 13.65 | 14.00 | | | 8.50 | 8.50 | | | |
| | | | | High | 5245 | 13.59 | 14.00 | | | 8.50 | 8.50 | | | |
| | | ANT6 | GFSK | Low | 5162 | 8.90 | 9.50 | Yes | GFSK | 8.90 | 9.50 | Yes | | |
| | | | | Mid | 5230 | 8.80 | 9.50 | | | 8.80 | 9.50 | | | |
| | | | | High | 5245 | 8.70 | 9.50 | | | 8.70 | 9.50 | | | |
| | NB UNII P _{low} | ANT5 | GFSK | Low | 5162 | 5.20 | 6.00 | Yes | GFSK | 5.20 | 6.00 | Yes | | |
| | | | | Mid | 5230 | 5.30 | 6.00 | | | 5.30 | 6.00 | | | |
| | | | | High | 5245 | 5.40 | 6.00 | | | 5.40 | 6.00 | | | |
| | | ANT6 | GFSK | Low | 5162 | 4.80 | 5.00 | Yes | GFSK | 4.80 | 5.00 | Yes | | |
| | | | | Mid | 5230 | 4.90 | 5.00 | | | 4.90 | 5.00 | | | |
| | | | | High | 5245 | 4.80 | 5.00 | | | 4.80 | 5.00 | | | |
| Band | Power Mode | Antenna | Mode | Ch # | Freq. (MHz) | Power Mode A (dBm) | | | Mode | Power Mode B (dBm) | | | | |
| | | | | | | Meas Pwr | Max Output Pwr | SAR Test (Yes/No) | | | | | | |
| | | | | | | Meas Pwr | Max Output Pwr | SAR Test (Yes/No) | Mode | Meas Pwr | Max Output Pwr | SAR Test (Yes/No) | | |
| U-NII 3 | NB UNII P _{standalone} | ANT5 | GFSK | Low | 5733 | 19.50 | 19.50 | Yes | GFSK | 19.50 | 19.50 | Yes | | |
| | | | | Mid | 5788 | 19.30 | 19.50 | | | 19.30 | 19.50 | | | |
| | | | | High | 5844 | 19.50 | 19.50 | | | 19.50 | 19.50 | | | |
| | | ANT6 | GFSK | Low | 5733 | 19.50 | 20.00 | Yes | GFSK | 18.50 | 18.50 | Yes | | |
| | | | | Mid | 5788 | 19.70 | 20.00 | | | 18.30 | 18.50 | | | |
| | | | | High | 5844 | 19.30 | 20.00 | | | 18.20 | 18.50 | | | |
| | NB UNII P _{high} | ANT5 | GFSK | Low | 5733 | 19.50 | 19.50 | Yes | GFSK | 15.40 | 16.00 | Yes | | |
| | | | | Mid | 5788 | 19.30 | 19.50 | | | 15.30 | 16.00 | | | |
| | | | | High | 5844 | 19.50 | 19.50 | | | 15.40 | 16.00 | | | |
| | | ANT6 | GFSK | Low | 5733 | 17.50 | 18.00 | Yes | GFSK | 13.20 | 13.50 | Yes | | |
| | | | | Mid | 5788 | 17.30 | 18.00 | | | 13.10 | 13.50 | | | |
| | | | | High | 5844 | 17.20 | 18.00 | | | 13.00 | 13.50 | | | |
| | NB UNII P _{mid} | ANT5 | GFSK | Low | 5733 | 14.40 | 15.00 | Yes | GFSK | 9.00 | 10.00 | Yes | | |
| | | | | Mid | 5788 | 14.10 | 15.00 | | | 9.00 | 10.00 | | | |
| | | | | High | 5844 | 14.40 | 15.00 | | | 9.20 | 10.00 | | | |
| | | ANT6 | GFSK | Low | 5733 | 12.00 | 12.00 | Yes | GFSK | 7.30 | 7.50 | Yes | | |
| | | | | Mid | 5788 | 12.00 | 12.00 | | | 7.10 | 7.50 | | | |
| | | | | High | 5844 | 11.90 | 12.00 | | | 7.00 | 7.50 | | | |
| | NB UNII P _{low} | ANT5 | GFSK | Low | 5733 | 5.80 | 6.50 | Yes | GFSK | 5.80 | 6.50 | Yes | | |
| | | | | Mid | 5788 | 5.70 | 6.50 | | | 5.70 | 6.50 | | | |
| | | | | High | 5844 | 5.80 | 6.50 | | | 5.80 | 6.50 | | | |
| | | ANT6 | GFSK | Low | 5733 | 5.00 | 5.00 | Yes | GFSK | 5.00 | 5.00 | Yes | | |
| | | | | Mid | 5788 | 4.70 | 5.00 | | | 4.70 | 5.00 | | | |
| | | | | High | 5844 | 4.80 | 5.00 | | | 4.80 | 5.00 | | | |

Duty Factor Measured Results

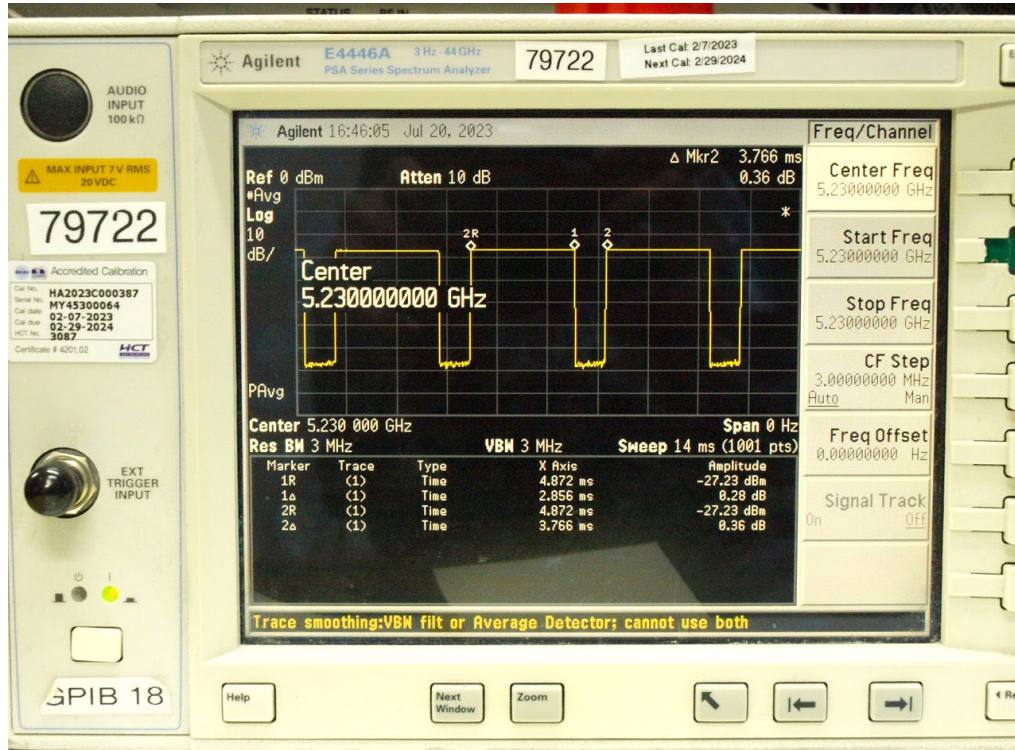
| Mode | Type | T on (ms) | Period (ms) | Duty Cycle | Crest Factor (1/duty cycle) |
|------|------|-----------|-------------|------------|-----------------------------|
| GFSK | DH5 | 2.856 | 3.766 | 75.84% | 1.32 |

Note(s):

Duty Cycle = (T on / period) * 100%

Duty Cycle plots

GFSK



9.12. MSS (Mobile Satellite Service)

This device supports Mobile Satellite Service with Tx over L-Band (1610 – 1626.5 MHz) and Rx over S-Band (2483.5 – 2500 MHz).

Radio Astronomy Zone exclusion requirement is implemented by Geo-fencing in Software. Transmit frequency will be changed based on network direction when Astronomy site location is detected.

Maximum Output Power for MSS

| Band | Mode | Ch # | Freq. (MHz) | ANT 1 Power Mode B (dBm) | | ANT 4 Power Mode B (dBm) | |
|---------------|---------------|--------|-------------|--------------------------|----------------|--------------------------|----------------|
| | | | | Meas Pwr | Max Output Pwr | Meas Pwr | Max Output Pwr |
| MSS L-Band | 1-PRB SC-FDMA | 262316 | 1610.1 | 19.9 | 20.0 | 21.3 | 21.5 |
| | | 262391 | 1617.6 | 20.0 | 20.0 | 21.3 | 21.5 |
| | | 262466 | 1625.1 | 20.0 | 20.0 | 21.3 | 21.5 |

9.13. 802.15.4

802.15.4 in 2.4 GHz band. Modulation O-QPSK is used. 15 channels are available, each with a bandwidth of 2 MHz and a channel separation of 5 MHz, spanning from 2405 MHz to 2475 MHz. The maximum source based duty cycle is 60%. The firmware calculates the duty cycle of the last transmission, then adjusts IFS to ensure no transmission exceeds 60% duty cycle.

Maximum Output Power for 802.15.4 (P_{low}, P_{mid}, P_{high}, and P_{standalone})

For 802.15.4, there are three use cases:

- 802.15.4 P_{low} is used when both Wi-Fi and WWAN antennas are active.
- 802.15.4 P_{Mid} is used when Wi-Fi antenna is active and WWAN antenna is inactive. P_{Mid} power state occurs during Wi-Fi states 1/2.
- 802.15.4 P_{high} is used when Wi-Fi antenna is active and WWAN antenna is inactive or with Wi-Fi inactive and WWAN antenna is active. P_{High} power state occurs during Wi-Fi states 3/5.
- 802.15.4 P_{standalone} is used when Wi-Fi and WWAN antennas are inactive.

802.15.4 Measured Results

| Power Mode | Antenna | Mode | Ch # | Freq. (MHz) | Power Mode A (dBm) | | | Power Mode B (dBm) | | |
|-------------------------------------|---------|--------|------|-------------|--------------------|----------------|-------------------|--------------------|----------------|-------------------|
| | | | | | Meas Pwr | Max Output Pwr | SAR Test (Yes/No) | Meas Pwr | Max Output Pwr | SAR Test (Yes/No) |
| 802.15.4 P _{standalone} | ANT3 | O-QPSK | Low | 2405 | 19.6 | 21.0 | Yes | 19.6 | 21.0 | Yes |
| | | | Mid | 2440 | 19.4 | 21.0 | | 19.4 | 21.0 | |
| | | | High | 2475 | 19.4 | 21.0 | | 19.4 | 21.0 | |
| | ANT4 | O-QPSK | Low | 2405 | 19.7 | 21.0 | Yes | 19.7 | 21.0 | Yes |
| | | | Mid | 2440 | 19.6 | 21.0 | | 19.6 | 21.0 | |
| | | | High | 2475 | 19.4 | 21.0 | | 19.4 | 21.0 | |
| 802.15.4 P _{high} | ANT3 | O-QPSK | Low | 2405 | 19.6 | 20.0 | Yes | 18.5 | 19.0 | Yes |
| | | | Mid | 2440 | 19.4 | 20.0 | | 18.3 | 19.0 | |
| | | | High | 2475 | 19.4 | 20.0 | | 18.5 | 19.0 | |
| | ANT4 | O-QPSK | Low | 2405 | 19.7 | 20.0 | Yes | 18.6 | 19.0 | Yes |
| | | | Mid | 2440 | 19.6 | 20.0 | | 18.4 | 19.0 | |
| | | | High | 2475 | 19.4 | 20.0 | | 18.6 | 19.0 | |
| 802.15.4 P _{mid} | ANT3 | O-QPSK | Low | 2405 | 15.9 | 16.0 | Yes | 12.7 | 13.0 | Yes |
| | | | Mid | 2440 | 15.8 | 16.0 | | 12.6 | 13.0 | |
| | | | High | 2475 | 15.4 | 16.0 | | 12.5 | 13.0 | |
| | ANT4 | O-QPSK | Low | 2405 | 14.0 | 14.0 | Yes | 13.0 | 13.0 | Yes |
| | | | Mid | 2440 | 14.0 | 14.0 | | 12.9 | 13.0 | |
| | | | High | 2475 | 13.3 | 14.0 | | 12.4 | 13.0 | |
| 802.15.4 P _{low} | ANT3 | O-QPSK | Low | 2405 | 12.4 | 12.5 | Yes | 12.4 | 12.5 | Yes |
| | | | Mid | 2440 | 12.2 | 12.5 | | 12.2 | 12.5 | |
| | | | High | 2475 | 11.6 | 12.5 | | 11.6 | 12.5 | |
| | ANT4 | O-QPSK | Low | 2405 | 9.4 | 11.0 | Yes | 9.4 | 11.0 | Yes |
| | | | Mid | 2440 | 9.7 | 11.0 | | 9.7 | 11.0 | |
| | | | High | 2475 | 9.0 | 11.0 | | 9.0 | 11.0 | |

Duty Factor Measured Results

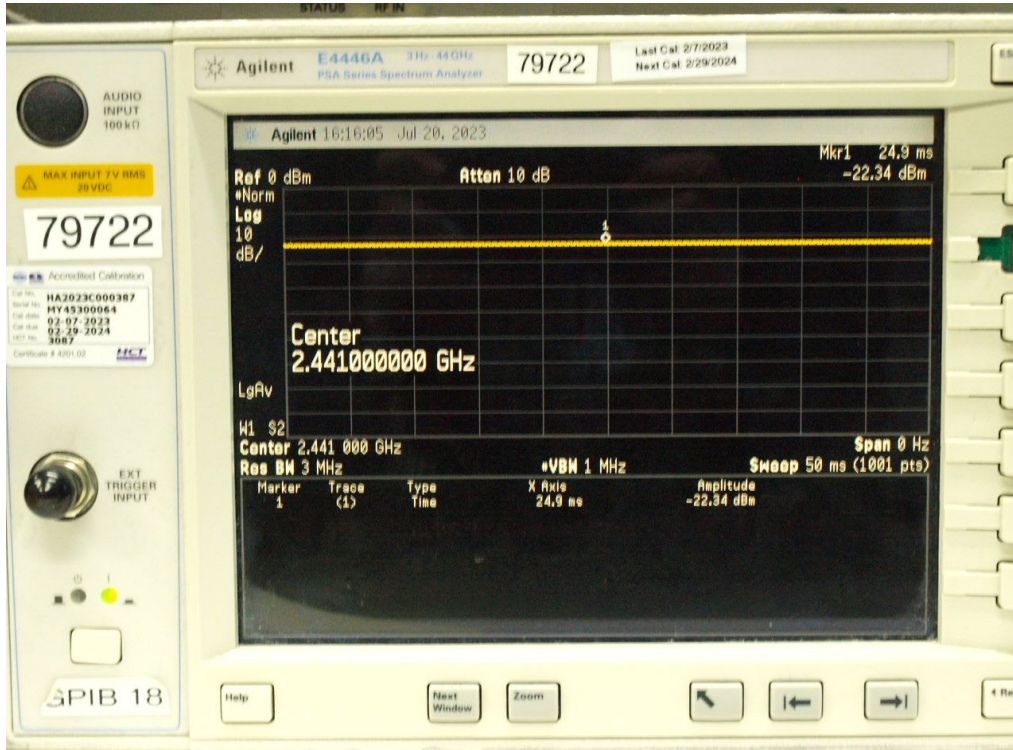
| Modulation | T on (ms) | Period (ms) | Duty Cycle | Crest Factor (1/duty cycle) |
|------------|-----------|-------------|------------|-----------------------------|
| O-QPSK | 24.9 | 24.9 | 100.00% | 1.00 |

Note(s):

Duty Cycle = (T on / period) * 100%

Duty Cycle plots

O-QPSK



9.14. 802.15.4ab NB

802.15.4ab - NB in UNII-3 band. Modulation O-QPSK is used. 48 channels are available, each with a bandwidth of 2.5 MHz and a channel separation of 2.5 MHz, spanning from 5728.75 MHz to 5846.25 MHz. The maximum source-based duty cycle is 10%, which occurs during a mixed mode connection (250kbps initialization packet +500 kbps data packet), with 7 parallel connections.

802.15.4ab NB Measured Results

| Antenna | Band | Mode | Ch # | Freq. (MHz) | Power Mode A (dBm) | | Power Mode B (dBm) | |
|---------|---------------|--------|------|-------------|--------------------|----------------|--------------------|----------------|
| | | | | | Meas Pwr | Max Output Pwr | Meas Pwr | Max Output Pwr |
| ANT5 | 802.15.4ab NB | O-QPSK | Low | 5728.75 | 19.9 | 20.0 | 17.9 | 18.5 |
| | | | Mid | 5786.25 | 19.9 | 20.0 | 18.0 | 18.5 |
| | | | High | 5846.25 | 19.9 | 20.0 | 18.0 | 18.5 |
| Antenna | Band | Mode | Ch # | Freq. (MHz) | Power Mode A (dBm) | | Power Mode B (dBm) | |
| | | | | | Meas Pwr | Max Output Pwr | Meas Pwr | Max Output Pwr |
| ANT6 | 802.15.4ab NB | O-QPSK | Low | 5728.75 | 17.3 | 18.5 | 18.2 | 19.0 |
| | | | Mid | 5786.25 | 17.5 | 18.5 | 18.3 | 19.0 |
| | | | High | 5846.25 | 17.5 | 18.5 | 18.3 | 19.0 |

Duty Factor Measured Results

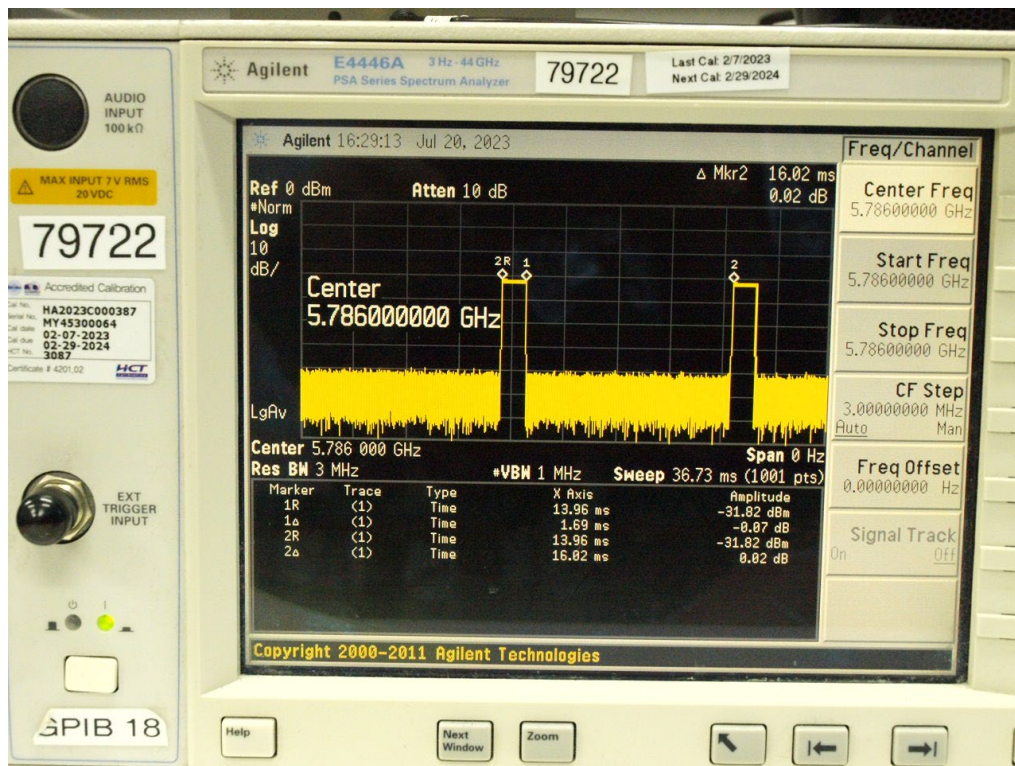
| Modulation | Type | T on (ms) | Period (ms) | Duty Cycle | Crest Factor (1/duty cycle) |
|------------|------------|-----------|-------------|------------|-----------------------------|
| O-QPSK | Mixed mode | 1.69 | 16.02 | 10.55% | 9.48 |

Note(s):

Duty Cycle = (T on / period) * 100%

Duty Cycle plots

O-QPSK



10. Measured and Reported (Scaled) SAR Results

SAR Test Reduction criteria are as follows:

- Reported SAR(W/kg) for WWAN and Bluetooth = Measured SAR *Maximum Output Power Scaling Factor
- Reported SAR(W/kg) for Wi-Fi = Measured SAR * Maximum Output Power scaling factor * Duty Cycle scaling factor
- Duty Cycle scaling factor = 1 / Duty cycle (%)

KDB 447498 D01 General RF Exposure Guidance:

Testing of other required channels within the operating mode of a frequency band is not required when the reported 1-g or 10-g SAR for the mid-band or highest output power channel is:

- ≤ 0.8 W/kg or 2.0 W/kg, for 1-g or 10-g respectively, when the transmission band is ≤ 100 MHz
- ≤ 0.6 W/kg or 1.5 W/kg, for 1-g or 10-g respectively, when the transmission band is between 100 MHz and 200 MHz
- ≤ 0.4 W/kg or 1.0 W/kg, for 1-g or 10-g respectively, when the transmission band is ≥ 200 MHz

KDB 648474 D04 Handset SAR:

With headset attached, when the reported SAR for body-worn accessory, measured without a headset connected to the handset, is > 1.2 W/kg, the highest reported SAR configuration for that wireless mode and frequency band should be repeated for that body-worn accessory with a headset attached to the handset.

KDB 648474 D04 Handset SAR (Phablet Only):

For smart phones, with a display diagonal dimension > 15.0 cm or an overall diagonal dimension > 16.0 cm.

When hotspot mode does not apply, 10-g Extremity SAR is required for all surfaces and edges with an antenna located at ≤ 25 mm from that surface or edge in direct contact with a flat phantom, to address interactive hand use exposure conditions. When hotspot mode applies, 10-g extremity SAR is required only for the surfaces and edges with hotspot mode 1-g reported SAR > 1.2 W/kg; however, when power reduction applies to hotspot mode the measured SAR must be scaled to the maximum output power, including tolerance, allowed for phablet modes to compare with the 1.2 W/kg SAR test reduction threshold.

10-g Extremity SAR testing is not required since all 1-g reported SAR < 1.2 W/kg for hotspot mode.

KDB 941225 D01 SAR test for 3G devices:

When the maximum output power and tune-up tolerance specified for production units in a secondary mode is $\leq \frac{1}{4}$ dB higher than the primary mode or when the highest reported SAR of the primary mode is scaled by the ratio of specified maximum output power and tune-up tolerance of secondary to primary mode and the adjusted SAR is ≤ 1.2 W/kg, SAR measurement is not required for the secondary mode.

KDB 941225 D05 SAR for LTE Devices:

SAR test reduction is applied using the following criteria:

- Start with the largest channel bandwidth and measure SAR for QPSK with 1 RB, and 50% RB allocation, using the RB offset and required test channel combination with the highest maximum output power among RB offsets at the upper edge, middle and lower edge of each required test channel.
- When the reported SAR is > 0.8 W/kg, testing for other Channels is performed at the highest output power level for 1RB, and 50% RB configuration for that channel.
- Testing for 100% RB configuration is performed at the highest output power level for 100% RB configuration across the Low, Mid and High Channel when the highest reported SAR for 1 RB and 50% RB are > 0.8 W/kg. Testing for the remaining required channels is not needed because the reported SAR for 100% RB Allocation < 1.45 W/kg.
- Testing for 16-QAM modulation is not required because the reported SAR for QPSK is < 1.45 W/Kg and its output power is not more than 0.5 dB higher than that of QPSK.
- Testing for the other channel bandwidths is not required because the reported SAR for the highest channel bandwidth is < 1.45 W/Kg and its output power is not more than 0.5 dB higher than that of the highest channel bandwidth.
- For LTE bands that do not support at least three non-overlapping channels in certain channel bandwidths, test the available non-overlapping channels instead. When a device supports overlapping channel assignment in a channel bandwidth configuration, the middle channel of the group of overlapping channels should be selected for testing; therefore, the requirement for H, M and L channels may not fully apply.

KDB 248227 D01 SAR meas for 802.11:

SAR test reduction for 802.11 Wi-Fi transmission mode configurations are considered separately for DSSS and OFDM. An initial test position is determined to reduce the number of tests required for certain exposure configurations with multiple test positions. An initial test configuration is determined for each frequency band and aggregated band according to maximum output power, channel bandwidth, wireless mode configurations and other operating parameters to streamline the measurement requirements. For 2.4 GHz DSSS, either the initial test position or DSSS procedure is applied to reduce the number of SAR tests; these are mutually exclusive. For OFDM, an initial test position is only applicable to next to the ear, UMPC mini-tablet and hotspot mode configurations, which is tested using the initial test configuration to facilitate test reduction. For other exposure conditions with a fixed test position, SAR test reduction is determined using only the initial test configuration.

The multiple test positions require SAR measurements in head, hotspot mode or UMPC mini-tablet configurations may be reduced according to the highest reported SAR determined using the initial test position(s) by applying the DSSS or OFDM SAR measurement procedures in the required wireless mode test configuration(s). The initial test position(s) is measured using the highest measured maximum output power channel in the required wireless mode test configuration(s). When the reported SAR for the initial test position is:

- ≤ 0.4 W/kg, further SAR measurement is not required for the other test positions in that exposure configuration and wireless mode combination within the frequency band or aggregated band. DSSS and OFDM configurations are considered separately according to the required SAR procedures.
- > 0.4 W/kg, SAR is repeated using the same wireless mode test configuration tested in the initial test position to measure the subsequent next closet/smallest test separation distance and maximum coupling test position, on the highest maximum output power channel, until the reported SAR is ≤ 0.8 W/kg or all required test positions are tested.
 - For subsequent test positions with equivalent test separation distance or when exposure is dominated by coupling conditions, the position for maximum coupling condition should be tested.
 - When it is unclear, all equivalent conditions must be tested.
- For all positions/configurations tested using the initial test position and subsequent test positions, when the reported SAR is > 0.8 W/kg, measure the SAR for these positions/configurations on the subsequent next highest measured output power channel(s) until the reported SAR is ≤ 1.2 W/kg or all required test channels are considered.
 - The additional power measurements required for this step should be limited to those necessary for identifying subsequent highest output power channels to apply the test reduction.
- When the specified maximum output power is the same for both UNII 1 and UNII 2A, begin SAR measurements in UNII 2A with the channel with the highest measured output power. If the reported SAR for UNII 2A is ≤ 1.2 W/kg, SAR is not required for UNII 1; otherwise treat the remaining bands separately and test them independently for SAR.
- When the specified maximum output power is different between UNII 1 and UNII 2A, begin SAR with the band that has the higher specified maximum output. If the highest reported SAR for the band with the highest specified power is ≤ 1.2 W/kg, testing for the band with the lower specified output power is not required; otherwise test the remaining bands independently for SAR.

To determine the initial test position, Area Scans were performed to determine the position with the *Maximum Value of SAR (measured)*. The position that produced the highest *Maximum Value of SAR* is considered the worst case position; thus used as the initial test position.

Wi-Fi 6E Test Rationale:

- iPD testing was performed on 5 selected channels spread across all of the 6E spectrum. Channels were determined based on the highest maximum output power and transmission mode combination.
 - No channels that could transmit below 6GHz were selected for testing so as to use the ESR Test Methodology only.
- The test position for iPD was determined using the worst case V/m on each required test position needed for consideration.

| Antenna | RF Exposure Condition | Mode | Power Mode | Dist (mm) | Test Position | Channel | Freq. (MHz) | RB Allocation | RB Offset | Max Output Pwr (dBm) | Meas. (dBm) | 1-g Meas. (W/kg) | 1-g Scaled (W/kg) | 10-g Meas. (W/kg) | 10-g Scaled (W/kg) | Pilot No. |
|---------|-----------------------|------|------------|-----------|---------------|---------|-------------|---------------|-----------|----------------------|-------------|------------------|-------------------|-------------------|--------------------|-----------|
| ANT 4 | Head | QPSK | Mode A | 0 | Left Cheek | 20850 | 2510 | 1 | 49 | 20.0 | 19.6 | 0.812 | 0.890 | 0.328 | 0.360 | |
| ANT 4 | Head | QPSK | Mode A | 0 | Left Cheek | 20850 | 2510 | 50 | 24 | 20.0 | 19.8 | 0.823 | 0.862 | 0.332 | 0.348 | |
| ANT 4 | Head | QPSK | Mode A | 0 | Left Cheek | 21100 | 2535 | 1 | 49 | 20.0 | 19.5 | 0.839 | 0.941 | 0.336 | 0.377 | 21 |
| ANT 4 | Head | QPSK | Mode A | 0 | Left Cheek | 21100 | 2535 | 50 | 24 | 20.0 | 19.7 | 0.857 | 0.918 | 0.344 | 0.369 | |
| ANT 4 | Head | QPSK | Mode A | 0 | Left Cheek | 21100 | 2535 | 100 | 0 | 20.0 | 19.7 | 0.804 | 0.862 | 0.324 | 0.347 | |
| ANT 4 | Head | QPSK | Mode A | 0 | Left Cheek | 21350 | 2560 | 1 | 49 | 20.0 | 19.8 | 0.840 | 0.880 | 0.341 | 0.357 | |
| ANT 4 | Head | QPSK | Mode A | 0 | Left Cheek | 21350 | 2560 | 50 | 24 | 20.0 | 19.8 | 0.867 | 0.908 | 0.352 | 0.369 | |
| ANT 4 | Head | QPSK | Mode A | 0 | Left Tilt | 21100 | 2535 | 1 | 49 | 20.0 | 19.5 | 0.242 | 0.272 | 0.122 | 0.137 | |
| ANT 4 | Head | QPSK | Mode A | 0 | Left Tilt | 21100 | 2535 | 50 | 24 | 20.0 | 19.7 | 0.241 | 0.258 | 0.123 | 0.132 | |
| ANT 4 | Head | QPSK | Mode A | 0 | Right Cheek | 21100 | 2535 | 1 | 49 | 20.0 | 19.5 | 0.216 | 0.242 | 0.111 | 0.125 | |
| ANT 4 | Head | QPSK | Mode A | 0 | Right Cheek | 21100 | 2535 | 50 | 24 | 20.0 | 19.7 | 0.222 | 0.238 | 0.114 | 0.122 | |
| ANT 4 | Head | QPSK | Mode A | 0 | Right Tilt | 21100 | 2535 | 1 | 49 | 20.0 | 19.5 | 0.068 | 0.076 | 0.034 | 0.038 | |
| ANT 4 | Head | QPSK | Mode A | 0 | Right Tilt | 21100 | 2535 | 50 | 24 | 20.0 | 19.7 | 0.068 | 0.073 | 0.034 | 0.036 | |
| ANT 4 | Body & Hotspot | QPSK | Mode B | 5 | Back | 20850 | 2510 | 1 | 49 | 20.4 | 20.2 | 0.742 | 0.777 | 0.305 | 0.319 | |
| ANT 4 | Body & Hotspot | QPSK | Mode B | 5 | Back | 20850 | 2510 | 50 | 24 | 20.4 | 20.3 | 0.741 | 0.758 | 0.305 | 0.312 | |
| ANT 4 | Body & Hotspot | QPSK | Mode B | 5 | Back | 21100 | 2535 | 1 | 49 | 20.4 | 20.1 | 0.751 | 0.805 | 0.312 | 0.334 | |
| ANT 4 | Body & Hotspot | QPSK | Mode B | 5 | Back | 21100 | 2535 | 50 | 24 | 20.4 | 20.2 | 0.764 | 0.800 | 0.315 | 0.330 | |
| ANT 4 | Body & Hotspot | QPSK | Mode B | 5 | Back | 21100 | 2535 | 100 | 0 | 20.4 | 20.2 | 0.754 | 0.790 | 0.312 | 0.327 | |
| ANT 4 | Body & Hotspot | QPSK | Mode B | 5 | Back | 21350 | 2560 | 1 | 49 | 20.4 | 20.3 | 0.782 | 0.800 | 0.324 | 0.332 | |
| ANT 4 | Body & Hotspot | QPSK | Mode B | 5 | Back | 21350 | 2560 | 50 | 24 | 20.4 | 20.4 | 0.801 | 0.801 | 0.331 | 0.331 | |
| ANT 4 | Body & Hotspot | QPSK | Mode B | 5 | Front | 21100 | 2535 | 1 | 49 | 20.4 | 20.1 | 0.373 | 0.400 | 0.165 | 0.177 | |
| ANT 4 | Body & Hotspot | QPSK | Mode B | 5 | Front | 21100 | 2535 | 50 | 24 | 20.4 | 20.2 | 0.385 | 0.403 | 0.170 | 0.178 | |
| ANT 4 | Hotspot | QPSK | Mode B | 5 | Edge Top | 21100 | 2535 | 1 | 49 | 20.4 | 20.1 | 0.083 | 0.089 | 0.039 | 0.042 | |
| ANT 4 | Hotspot | QPSK | Mode B | 5 | Edge Top | 21100 | 2535 | 50 | 24 | 20.4 | 20.2 | 0.085 | 0.089 | 0.041 | 0.043 | |
| ANT 4 | Hotspot | QPSK | Mode B | 5 | Edge Right | 20850 | 2510 | 1 | 49 | 20.4 | 20.2 | 0.892 | 0.934 | 0.384 | 0.402 | |
| ANT 4 | Hotspot | QPSK | Mode B | 5 | Edge Right | 20850 | 2510 | 50 | 24 | 20.4 | 20.3 | 0.901 | 0.922 | 0.387 | 0.396 | |
| ANT 4 | Hotspot | QPSK | Mode B | 5 | Edge Right | 21100 | 2535 | 1 | 49 | 20.4 | 20.1 | 0.847 | 0.908 | 0.362 | 0.388 | |
| ANT 4 | Hotspot | QPSK | Mode B | 5 | Edge Right | 21100 | 2535 | 50 | 24 | 20.4 | 20.2 | 0.870 | 0.911 | 0.372 | 0.390 | |
| ANT 4 | Hotspot | QPSK | Mode B | 5 | Edge Right | 21100 | 2535 | 100 | 0 | 20.4 | 20.2 | 0.871 | 0.912 | 0.372 | 0.390 | |
| ANT 4 | Hotspot | QPSK | Mode B | 5 | Edge Right | 21350 | 2560 | 1 | 49 | 20.4 | 20.3 | 0.874 | 0.894 | 0.372 | 0.381 | |
| ANT 4 | Hotspot | QPSK | Mode B | 5 | Edge Right | 21350 | 2560 | 50 | 24 | 20.4 | 20.4 | 0.926 | 0.926 | 0.375 | 0.375 | |

UL CA 7C

| Antenna | RF Exposure Condition | Mode | Power Mode | Dist (mm) | Test Position | PCC UL | | | | SCC UL | | | | Max Output Pwr (dBm) | Meas. (dBm) | 1-g Meas. (W/kg) | 1-g Scaled (W/kg) | 10-g Meas. (W/kg) | 10-g Scaled (W/kg) | Pilot No. |
|---------|-----------------------|------|------------|-----------|---------------|---------|-------------|---------------|-----------|---------|-------------|---------------|-----------|----------------------|-------------|------------------|-------------------|-------------------|--------------------|-----------|
| | | | | | | Channel | Freq. (MHz) | RB Allocation | RB Offset | Channel | Freq. (MHz) | RB Allocation | RB Offset | | | | | | | |
| ANT 1 | Head | QPSK | Mode A | 0 | Right Cheek | 21001 | 2525.1 | 1 | 99 | 21199 | 2544.9 | 1 | 0 | 20.0 | 19.5 | 0.182 | 0.204 | 0.097 | 0.109 | |
| ANT 1 | Body & Hotspot | QPSK | Mode B | 5 | Back | 21001 | 2525.1 | 1 | 99 | 21199 | 2544.9 | 1 | 0 | 22.0 | 20.7 | 0.246 | 0.332 | 0.125 | 0.169 | |
| ANT 1 | Hotspot | QPSK | Mode B | 5 | Edge Right | 21001 | 2525.1 | 1 | 99 | 21199 | 2544.9 | 1 | 0 | 22.0 | 20.7 | 0.360 | 0.486 | 0.158 | 0.213 | |
| ANT 2 | Head | QPSK | Mode A | 0 | Right Cheek | 21001 | 2525.1 | 1 | 99 | 21199 | 2544.9 | 1 | 0 | 19.3 | 18.2 | 0.465 | 0.599 | 0.207 | 0.267 | |
| ANT 2 | Body & Hotspot | QPSK | Mode B | 5 | Back | 21001 | 2525.1 | 1 | 99 | 21199 | 2544.9 | 1 | 0 | 19.9 | 19.1 | 0.479 | 0.576 | 0.189 | 0.227 | |
| ANT 3 | Head | QPSK | Mode A | 0 | Left Cheek | 21001 | 2525.1 | 1 | 99 | 21199 | 2544.9 | 1 | 0 | 21.8 | 21.5 | 0.073 | 0.078 | 0.035 | 0.038 | |
| ANT 3 | Body & Hotspot | QPSK | Mode B | 5 | Back | 21152 | 2540.2 | 1 | 99 | 21350 | 2560 | 1 | 0 | 21.0 | 20.6 | 0.457 | 0.501 | 0.187 | 0.205 | |
| ANT 4 | Head | QPSK | Mode A | 0 | Left Cheek | 21001 | 2525.1 | 1 | 99 | 21199 | 2544.9 | 1 | 0 | 20.0 | 19.4 | 0.465 | 0.534 | 0.198 | 0.227 | |
| ANT 4 | Body & Hotspot | QPSK | Mode B | 5 | Back | 21001 | 2525.1 | 1 | 99 | 21199 | 2544.9 | 1 | 0 | 20.4 | 20.2 | 0.566 | 0.593 | 0.240 | 0.251 | |
| ANT 4 | Hotspot | QPSK | Mode B | 5 | Edge Right | 20850 | 2510 | 1 | 99 | 21048 | 2529.8 | 1 | 0 | 20.4 | 20.4 | 0.737 | 0.737 | 0.306 | 0.306 | |

Note(s):

PCC RB allocation setting for UL CA has been adjusted based on the worst-case power.

10.8. LTE Band 12 (10MHz Bandwidth)

| Antenna | RF Exposure Condition | Mode | Power Mode | Dist (mm) | Test Position | Channel | Freq. (MHz) | RB Allocation | RB Offset | Max Output Pwr (dBm) | Meas. (dBm) | 1-g Meas. (W/kg) | 1-g Scaled (W/kg) | 10-g Meas. (W/kg) | 10-g Scaled (W/kg) | Plot No. |
|---------|-----------------------|------|------------|-----------|---------------|---------|-------------|---------------|-----------|----------------------|-------------|------------------|-------------------|-------------------|--------------------|----------|
| ANT 1 | Head | QPSK | Mode A | 0 | Left Cheek | 23095 | 707.5 | 1 | 25 | 25.7 | 25.4 | 0.131 | 0.140 | 0.104 | 0.111 | |
| ANT 1 | Head | QPSK | Mode A | 0 | Left Cheek | 23095 | 707.5 | 25 | 12 | 24.7 | 24.4 | 0.103 | 0.110 | 0.082 | 0.088 | |
| ANT 1 | Head | QPSK | Mode A | 0 | Left Tilt | 23095 | 707.5 | 1 | 25 | 25.7 | 25.4 | 0.087 | 0.093 | 0.071 | 0.076 | |
| ANT 1 | Head | QPSK | Mode A | 0 | Left Tilt | 23095 | 707.5 | 25 | 12 | 24.7 | 24.4 | 0.070 | 0.075 | 0.057 | 0.061 | |
| ANT 1 | Head | QPSK | Mode A | 0 | Right Cheek | 23095 | 707.5 | 1 | 25 | 25.7 | 25.4 | 0.149 | 0.160 | 0.119 | 0.128 | |
| ANT 1 | Head | QPSK | Mode A | 0 | Right Cheek | 23095 | 707.5 | 25 | 12 | 24.7 | 24.4 | 0.117 | 0.125 | 0.093 | 0.100 | |
| ANT 1 | Head | QPSK | Mode A | 0 | Right Tilt | 23095 | 707.5 | 1 | 25 | 25.7 | 25.4 | 0.082 | 0.088 | 0.067 | 0.072 | |
| ANT 1 | Head | QPSK | Mode A | 0 | Right Tilt | 23095 | 707.5 | 25 | 12 | 24.7 | 24.4 | 0.064 | 0.069 | 0.052 | 0.056 | |
| ANT 1 | Body & Hotspot | QPSK | Mode B | 5 | Back | 23095 | 707.5 | 1 | 25 | 25.7 | 25.4 | 0.367 | 0.393 | 0.243 | 0.260 | |
| ANT 1 | Body & Hotspot | QPSK | Mode B | 5 | Back | 23095 | 707.5 | 25 | 12 | 24.7 | 24.4 | 0.287 | 0.308 | 0.191 | 0.205 | |
| ANT 1 | Body & Hotspot | QPSK | Mode B | 5 | Front | 23095 | 707.5 | 1 | 25 | 25.7 | 25.4 | 0.259 | 0.278 | 0.185 | 0.198 | |
| ANT 1 | Body & Hotspot | QPSK | Mode B | 5 | Front | 23095 | 707.5 | 25 | 12 | 24.7 | 24.4 | 0.204 | 0.219 | 0.146 | 0.156 | |
| ANT 1 | Hotspot | QPSK | Mode B | 5 | Edge Right | 23095 | 707.5 | 1 | 25 | 25.7 | 25.4 | 0.709 | 0.760 | 0.474 | 0.508 | 22 |
| ANT 1 | Hotspot | QPSK | Mode B | 5 | Edge Right | 23095 | 707.5 | 25 | 12 | 24.7 | 24.4 | 0.560 | 0.600 | 0.374 | 0.401 | |
| ANT 1 | Hotspot | QPSK | Mode B | 5 | Edge Bottom | 23095 | 707.5 | 1 | 25 | 25.7 | 25.4 | 0.179 | 0.192 | 0.081 | 0.087 | |
| ANT 1 | Hotspot | QPSK | Mode B | 5 | Edge Bottom | 23095 | 707.5 | 25 | 12 | 24.7 | 24.4 | 0.142 | 0.152 | 0.065 | 0.070 | |
| ANT 1 | Hotspot | QPSK | Mode B | 5 | Edge Left | 23095 | 707.5 | 1 | 25 | 25.7 | 25.4 | 0.358 | 0.384 | 0.239 | 0.256 | |
| ANT 1 | Hotspot | QPSK | Mode B | 5 | Edge Left | 23095 | 707.5 | 25 | 12 | 24.7 | 24.4 | 0.284 | 0.304 | 0.190 | 0.204 | |
| ANT 2 | Head | QPSK | Mode A | 0 | Left Cheek | 23095 | 707.5 | 1 | 25 | 24.7 | 24.3 | 0.418 | 0.458 | 0.271 | 0.297 | |
| ANT 2 | Head | QPSK | Mode A | 0 | Left Cheek | 23095 | 707.5 | 25 | 12 | 23.7 | 23.3 | 0.364 | 0.399 | 0.229 | 0.251 | |
| ANT 2 | Head | QPSK | Mode A | 0 | Left Tilt | 23095 | 707.5 | 1 | 25 | 24.7 | 24.3 | 0.440 | 0.482 | 0.241 | 0.264 | |
| ANT 2 | Head | QPSK | Mode A | 0 | Left Tilt | 23095 | 707.5 | 25 | 12 | 23.7 | 23.3 | 0.358 | 0.393 | 0.196 | 0.215 | |
| ANT 2 | Head | QPSK | Mode A | 0 | Right Cheek | 23095 | 707.5 | 1 | 25 | 24.7 | 24.3 | 0.728 | 0.798 | 0.433 | 0.475 | 23 |
| ANT 2 | Head | QPSK | Mode A | 0 | Right Cheek | 23095 | 707.5 | 25 | 12 | 23.7 | 23.3 | 0.588 | 0.645 | 0.349 | 0.383 | |
| ANT 2 | Head | QPSK | Mode A | 0 | Right Tilt | 23095 | 707.5 | 1 | 25 | 24.7 | 24.3 | 0.505 | 0.554 | 0.273 | 0.299 | |
| ANT 2 | Head | QPSK | Mode A | 0 | Right Tilt | 23095 | 707.5 | 25 | 12 | 23.7 | 23.3 | 0.409 | 0.448 | 0.222 | 0.243 | |
| ANT 2 | Body & Hotspot | QPSK | Mode B | 5 | Back | 23095 | 707.5 | 1 | 25 | 24.7 | 24.3 | 0.422 | 0.463 | 0.266 | 0.292 | |
| ANT 2 | Body & Hotspot | QPSK | Mode B | 5 | Back | 23095 | 707.5 | 25 | 12 | 23.7 | 23.3 | 0.357 | 0.391 | 0.215 | 0.236 | |
| ANT 2 | Body & Hotspot | QPSK | Mode B | 5 | Front | 23095 | 707.5 | 1 | 25 | 24.7 | 24.3 | 0.159 | 0.174 | 0.110 | 0.121 | |
| ANT 2 | Body & Hotspot | QPSK | Mode B | 5 | Front | 23095 | 707.5 | 25 | 12 | 23.7 | 23.3 | 0.131 | 0.144 | 0.090 | 0.099 | |
| ANT 2 | Hotspot | QPSK | Mode B | 5 | Edge Top | 23095 | 707.5 | 1 | 25 | 24.7 | 24.3 | 0.123 | 0.135 | 0.063 | 0.069 | |
| ANT 2 | Hotspot | QPSK | Mode B | 5 | Edge Top | 23095 | 707.5 | 25 | 12 | 23.7 | 23.3 | 0.101 | 0.111 | 0.052 | 0.057 | |
| ANT 2 | Hotspot | QPSK | Mode B | 5 | Edge Right | 23095 | 707.5 | 1 | 25 | 24.7 | 24.3 | 0.126 | 0.138 | 0.084 | 0.092 | |
| ANT 2 | Hotspot | QPSK | Mode B | 5 | Edge Right | 23095 | 707.5 | 25 | 12 | 23.7 | 23.3 | 0.100 | 0.110 | 0.066 | 0.072 | |
| ANT 2 | Hotspot | QPSK | Mode B | 5 | Edge Left | 23095 | 707.5 | 1 | 25 | 24.7 | 24.3 | 0.237 | 0.260 | 0.157 | 0.172 | |
| ANT 2 | Hotspot | QPSK | Mode B | 5 | Edge Left | 23095 | 707.5 | 25 | 12 | 23.7 | 23.3 | 0.190 | 0.208 | 0.126 | 0.138 | |
| ANT 3 | Head | QPSK | Mode A | 0 | Left Cheek | 23095 | 707.5 | 1 | 25 | 25.4 | 24.9 | 0.081 | 0.091 | 0.065 | 0.073 | |
| ANT 3 | Head | QPSK | Mode A | 0 | Left Cheek | 23095 | 707.5 | 25 | 12 | 24.4 | 23.9 | 0.066 | 0.074 | 0.052 | 0.058 | |
| ANT 3 | Head | QPSK | Mode A | 0 | Left Tilt | 23095 | 707.5 | 1 | 25 | 25.4 | 24.9 | 0.054 | 0.061 | 0.044 | 0.049 | |
| ANT 3 | Head | QPSK | Mode A | 0 | Left Tilt | 23095 | 707.5 | 25 | 12 | 24.4 | 23.9 | 0.043 | 0.048 | 0.035 | 0.039 | |
| ANT 3 | Head | QPSK | Mode A | 0 | Right Cheek | 23095 | 707.5 | 1 | 25 | 25.4 | 24.9 | 0.059 | 0.066 | 0.048 | 0.054 | |
| ANT 3 | Head | QPSK | Mode A | 0 | Right Cheek | 23095 | 707.5 | 25 | 12 | 24.4 | 23.9 | 0.047 | 0.053 | 0.038 | 0.043 | |
| ANT 3 | Head | QPSK | Mode A | 0 | Right Tilt | 23095 | 707.5 | 1 | 25 | 25.4 | 24.9 | 0.032 | 0.036 | 0.026 | 0.029 | |
| ANT 3 | Head | QPSK | Mode A | 0 | Right Tilt | 23095 | 707.5 | 25 | 12 | 24.4 | 23.9 | 0.025 | 0.028 | 0.020 | 0.022 | |
| ANT 3 | Body & Hotspot | QPSK | Mode B | 5 | Back | 23095 | 707.5 | 1 | 25 | 25.4 | 24.9 | 0.507 | 0.569 | 0.264 | 0.296 | 24 |
| ANT 3 | Body & Hotspot | QPSK | Mode B | 5 | Back | 23095 | 707.5 | 25 | 12 | 24.4 | 23.9 | 0.408 | 0.458 | 0.212 | 0.238 | |
| ANT 3 | Body & Hotspot | QPSK | Mode B | 5 | Front | 23095 | 707.5 | 1 | 25 | 25.4 | 24.9 | 0.178 | 0.200 | 0.107 | 0.120 | |
| ANT 3 | Body & Hotspot | QPSK | Mode B | 5 | Front | 23095 | 707.5 | 25 | 12 | 24.4 | 23.9 | 0.145 | 0.163 | 0.087 | 0.098 | |
| ANT 3 | Hotspot | QPSK | Mode B | 5 | Edge Bottom | 23095 | 707.5 | 1 | 25 | 25.4 | 24.9 | 0.254 | 0.285 | 0.100 | 0.112 | |
| ANT 3 | Hotspot | QPSK | Mode B | 5 | Edge Bottom | 23095 | 707.5 | 25 | 12 | 24.4 | 23.9 | 0.205 | 0.230 | 0.080 | 0.090 | |
| ANT 3 | Hotspot | QPSK | Mode B | 5 | Edge Left | 23095 | 707.5 | 1 | 25 | 25.4 | 24.9 | 0.433 | 0.486 | 0.259 | 0.291 | |
| ANT 3 | Hotspot | QPSK | Mode B | 5 | Edge Left | 23095 | 707.5 | 25 | 12 | 24.4 | 23.9 | 0.346 | 0.388 | 0.207 | 0.232 | |

10.9. LTE Band 13 (10MHz Bandwidth)

| Antenna | RF Exposure Condition | Mode | Power Mode | Dist (mm) | Test Position | Channel | Freq. (MHz) | RB Allocation | RB Offset | Max Output Pwr (dBm) | Meas. (dBm) | 1-g Meas. (W/kg) | 1-g Scaled (W/kg) | 10-g Meas. (W/kg) | 10-g Scaled (W/kg) | Plot No. |
|---------|-----------------------|------|------------|-----------|---------------|---------|-------------|---------------|-----------|----------------------|-------------|------------------|-------------------|-------------------|--------------------|----------|
| ANT 1 | Head | QPSK | Mode A | 0 | Left Cheek | 23230 | 782 | 1 | 25 | 25.7 | 25.3 | 0.207 | 0.227 | 0.163 | 0.179 | |
| ANT 1 | Head | QPSK | Mode A | 0 | Left Cheek | 23230 | 782 | 25 | 12 | 24.7 | 24.3 | 0.164 | 0.180 | 0.129 | 0.141 | |
| ANT 1 | Head | QPSK | Mode A | 0 | Left Tilt | 23230 | 782 | 1 | 25 | 25.7 | 25.3 | 0.130 | 0.143 | 0.105 | 0.115 | |
| ANT 1 | Head | QPSK | Mode A | 0 | Left Tilt | 23230 | 782 | 25 | 12 | 24.7 | 24.3 | 0.102 | 0.112 | 0.082 | 0.090 | |
| ANT 1 | Head | QPSK | Mode A | 0 | Right Cheek | 23230 | 782 | 1 | 25 | 25.7 | 25.3 | 0.208 | 0.228 | 0.167 | 0.183 | |
| ANT 1 | Head | QPSK | Mode A | 0 | Right Cheek | 23230 | 782 | 25 | 12 | 24.7 | 24.3 | 0.170 | 0.186 | 0.135 | 0.148 | |
| ANT 1 | Head | QPSK | Mode A | 0 | Right Tilt | 23230 | 782 | 1 | 25 | 25.7 | 25.3 | 0.122 | 0.134 | 0.100 | 0.110 | |
| ANT 1 | Head | QPSK | Mode A | 0 | Right Tilt | 23230 | 782 | 25 | 12 | 24.7 | 24.3 | 0.096 | 0.105 | 0.078 | 0.086 | |
| ANT 1 | Body & Hotspot | QPSK | Mode B | 5 | Back | 23230 | 782 | 1 | 25 | 25.7 | 25.3 | 0.470 | 0.515 | 0.309 | 0.339 | |
| ANT 1 | Body & Hotspot | QPSK | Mode B | 5 | Back | 23230 | 782 | 25 | 12 | 24.7 | 24.3 | 0.367 | 0.402 | 0.241 | 0.264 | |
| ANT 1 | Body & Hotspot | QPSK | Mode B | 5 | Front | 23230 | 782 | 1 | 25 | 25.7 | 25.3 | 0.311 | 0.341 | 0.208 | 0.228 | |
| ANT 1 | Body & Hotspot | QPSK | Mode B | 5 | Front | 23230 | 782 | 25 | 12 | 24.7 | 24.3 | 0.242 | 0.265 | 0.162 | 0.178 | |
| ANT 1 | Hotspot | QPSK | Mode B | 5 | Edge Right | 23230 | 782 | 1 | 25 | 25.7 | 25.3 | 0.759 | 0.832 | 0.500 | 0.548 | 25 |
| ANT 1 | Hotspot | QPSK | Mode B | 5 | Edge Right | 23230 | 782 | 25 | 12 | 24.7 | 24.3 | 0.606 | 0.664 | 0.399 | 0.437 | |
| ANT 1 | Hotspot | QPSK | Mode B | 5 | Edge Bottom | 23230 | 782 | 1 | 25 | 25.7 | 25.3 | 0.197 | 0.216 | 0.086 | 0.094 | |
| ANT 1 | Hotspot | QPSK | Mode B | 5 | Edge Bottom | 23230 | 782 | 25 | 12 | 24.7 | 24.3 | 0.154 | 0.169 | 0.068 | 0.075 | |
| ANT 1 | Hotspot | QPSK | Mode B | 5 | Edge Left | 23230 | 782 | 1 | 25 | 25.7 | 25.3 | 0.430 | 0.471 | 0.280 | 0.307 | |
| ANT 1 | Hotspot | QPSK | Mode B | 5 | Edge Left | 23230 | 782 | 25 | 12 | 24.7 | 24.3 | 0.337 | 0.370 | 0.219 | 0.240 | |
| ANT 2 | Head | QPSK | Mode A | 0 | Left Cheek | 23230 | 782 | 1 | 25 | 24.5 | 23.9 | 0.616 | 0.707 | 0.441 | 0.506 | |
| ANT 2 | Head | QPSK | Mode A | 0 | Left Cheek | 23230 | 782 | 25 | 12 | 23.7 | 23.2 | 0.517 | 0.580 | 0.371 | 0.416 | |
| ANT 2 | Head | QPSK | Mode A | 0 | Left Tilt | 23230 | 782 | 1 | 25 | 24.5 | 23.9 | 0.457 | 0.525 | 0.266 | 0.305 | |
| ANT 2 | Head | QPSK | Mode A | 0 | Left Tilt | 23230 | 782 | 25 | 12 | 23.7 | 23.2 | 0.384 | 0.431 | 0.224 | 0.251 | |
| ANT 2 | Head | QPSK | Mode A | 0 | Right Cheek | 23230 | 782 | 1 | 25 | 24.5 | 23.9 | 0.715 | 0.821 | 0.453 | 0.520 | 26 |
| ANT 2 | Head | QPSK | Mode A | 0 | Right Cheek | 23230 | 782 | 25 | 12 | 23.7 | 23.2 | 0.590 | 0.662 | 0.373 | 0.419 | |
| ANT 2 | Head | QPSK | Mode A | 0 | Right Tilt | 23230 | 782 | 1 | 25 | 24.5 | 23.9 | 0.492 | 0.565 | 0.287 | 0.330 | |
| ANT 2 | Head | QPSK | Mode A | 0 | Right Tilt | 23230 | 782 | 25 | 12 | 23.7 | 23.2 | 0.406 | 0.456 | 0.236 | 0.265 | |
| ANT 2 | Body & Hotspot | QPSK | Mode B | 5 | Back | 23230 | 782 | 1 | 25 | 24.5 | 23.9 | 0.613 | 0.704 | 0.365 | 0.419 | 27 |
| ANT 2 | Body & Hotspot | QPSK | Mode B | 5 | Back | 23230 | 782 | 25 | 12 | 23.7 | 23.2 | 0.505 | 0.567 | 0.300 | 0.337 | |
| ANT 2 | Body & Hotspot | QPSK | Mode B | 5 | Front | 23230 | 782 | 1 | 25 | 24.5 | 23.9 | 0.270 | 0.310 | 0.181 | 0.208 | |
| ANT 2 | Body & Hotspot | QPSK | Mode B | 5 | Front | 23230 | 782 | 25 | 12 | 23.7 | 23.2 | 0.225 | 0.252 | 0.151 | 0.169 | |
| ANT 2 | Hotspot | QPSK | Mode B | 5 | Edge Top | 23230 | 782 | 1 | 25 | 24.5 | 23.9 | 0.278 | 0.319 | 0.142 | 0.163 | |
| ANT 2 | Hotspot | QPSK | Mode B | 5 | Edge Top | 23230 | 782 | 25 | 12 | 23.7 | 23.2 | 0.171 | 0.192 | 0.085 | 0.095 | |
| ANT 2 | Hotspot | QPSK | Mode B | 5 | Edge Right | 23230 | 782 | 1 | 25 | 24.5 | 23.9 | 0.201 | 0.231 | 0.131 | 0.150 | |
| ANT 2 | Hotspot | QPSK | Mode B | 5 | Edge Right | 23230 | 782 | 25 | 12 | 23.7 | 23.2 | 0.168 | 0.188 | 0.109 | 0.122 | |
| ANT 2 | Hotspot | QPSK | Mode B | 5 | Edge Left | 23230 | 782 | 1 | 25 | 24.5 | 23.9 | 0.301 | 0.346 | 0.196 | 0.225 | |
| ANT 2 | Hotspot | QPSK | Mode B | 5 | Edge Left | 23230 | 782 | 25 | 12 | 23.7 | 23.2 | 0.255 | 0.286 | 0.165 | 0.185 | |
| ANT 3 | Head | QPSK | Mode A | 0 | Left Cheek | 23230 | 782 | 1 | 25 | 25.4 | 25.0 | 0.114 | 0.125 | 0.088 | 0.096 | |
| ANT 3 | Head | QPSK | Mode A | 0 | Left Cheek | 23230 | 782 | 25 | 12 | 24.4 | 24.0 | 0.091 | 0.100 | 0.070 | 0.077 | |
| ANT 3 | Head | QPSK | Mode A | 0 | Left Tilt | 23230 | 782 | 1 | 25 | 25.4 | 25.0 | 0.069 | 0.076 | 0.056 | 0.061 | |
| ANT 3 | Head | QPSK | Mode A | 0 | Left Tilt | 23230 | 782 | 25 | 12 | 24.4 | 24.0 | 0.055 | 0.060 | 0.045 | 0.049 | |
| ANT 3 | Head | QPSK | Mode A | 0 | Right Cheek | 23230 | 782 | 1 | 25 | 25.4 | 25.0 | 0.075 | 0.082 | 0.060 | 0.066 | |
| ANT 3 | Head | QPSK | Mode A | 0 | Right Cheek | 23230 | 782 | 25 | 12 | 24.4 | 24.0 | 0.059 | 0.065 | 0.047 | 0.052 | |
| ANT 3 | Head | QPSK | Mode A | 0 | Right Tilt | 23230 | 782 | 1 | 25 | 25.4 | 25.0 | 0.051 | 0.056 | 0.042 | 0.046 | |
| ANT 3 | Head | QPSK | Mode A | 0 | Right Tilt | 23230 | 782 | 25 | 12 | 24.4 | 24.0 | 0.040 | 0.044 | 0.033 | 0.036 | |
| ANT 3 | Body & Hotspot | QPSK | Mode B | 5 | Back | 23230 | 782 | 1 | 25 | 25.4 | 25.0 | 0.507 | 0.556 | 0.270 | 0.296 | |
| ANT 3 | Body & Hotspot | QPSK | Mode B | 5 | Back | 23230 | 782 | 25 | 12 | 24.4 | 24.0 | 0.399 | 0.437 | 0.213 | 0.234 | |
| ANT 3 | Body & Hotspot | QPSK | Mode B | 5 | Front | 23230 | 782 | 1 | 25 | 25.4 | 25.0 | 0.164 | 0.180 | 0.099 | 0.109 | |
| ANT 3 | Body & Hotspot | QPSK | Mode B | 5 | Front | 23230 | 782 | 25 | 12 | 24.4 | 24.0 | 0.131 | 0.144 | 0.079 | 0.087 | |
| ANT 3 | Hotspot | QPSK | Mode B | 5 | Edge Bottom | 23230 | 782 | 1 | 25 | 25.4 | 25.0 | 0.260 | 0.285 | 0.103 | 0.113 | |
| ANT 3 | Hotspot | QPSK | Mode B | 5 | Edge Bottom | 23230 | 782 | 25 | 12 | 24.4 | 24.0 | 0.202 | 0.221 | 0.081 | 0.089 | |
| ANT 3 | Hotspot | QPSK | Mode B | 5 | Edge Left | 23230 | 782 | 1 | 25 | 25.4 | 25.0 | 0.408 | 0.447 | 0.218 | 0.239 | |
| ANT 3 | Hotspot | QPSK | Mode B | 5 | Edge Left | 23230 | 782 | 25 | 12 | 24.4 | 24.0 | 0.319 | 0.350 | 0.171 | 0.187 | |

10.10. LTE Band 14 (10MHz Bandwidth)

| Antenna | RF Exposure Condition | Mode | Power Mode | Dist (mm) | Test Position | Channel | Freq. (MHz) | RB Allocation | RB Offset | Max Output Pwr (dBm) | Meas. (dBm) | 1-g Meas. (W/kg) | 1-g Scaled (W/kg) | 10-g Meas. (W/kg) | 10-g Scaled (W/kg) | Plot No. |
|---------|-----------------------|------|------------|-----------|---------------|---------|-------------|---------------|-----------|----------------------|-------------|------------------|-------------------|-------------------|--------------------|----------|
| ANT 1 | Head | QPSK | Mode A | 0 | Left Cheek | 23330 | 793 | 1 | 25 | 25.7 | 25.1 | 0.171 | 0.196 | 0.134 | 0.154 | |
| ANT 1 | Head | QPSK | Mode A | 0 | Left Cheek | 23330 | 793 | 25 | 12 | 24.7 | 24.2 | 0.135 | 0.151 | 0.106 | 0.119 | |
| ANT 1 | Head | QPSK | Mode A | 0 | Left Tilt | 23330 | 793 | 1 | 25 | 25.7 | 25.1 | 0.098 | 0.113 | 0.079 | 0.091 | |
| ANT 1 | Head | QPSK | Mode A | 0 | Left Tilt | 23330 | 793 | 25 | 12 | 24.7 | 24.2 | 0.077 | 0.086 | 0.062 | 0.070 | |
| ANT 1 | Head | QPSK | Mode A | 0 | Right Cheek | 23330 | 793 | 1 | 25 | 25.7 | 25.1 | 0.173 | 0.199 | 0.137 | 0.157 | |
| ANT 1 | Head | QPSK | Mode A | 0 | Right Cheek | 23330 | 793 | 25 | 12 | 24.7 | 24.2 | 0.139 | 0.156 | 0.111 | 0.125 | |
| ANT 1 | Head | QPSK | Mode A | 0 | Right Tilt | 23330 | 793 | 1 | 25 | 25.7 | 25.1 | 0.106 | 0.122 | 0.084 | 0.096 | |
| ANT 1 | Head | QPSK | Mode A | 0 | Right Tilt | 23330 | 793 | 25 | 12 | 24.7 | 24.2 | 0.085 | 0.095 | 0.067 | 0.075 | |
| ANT 1 | Body & Hotspot | QPSK | Mode B | 5 | Back | 23330 | 793 | 1 | 25 | 25.7 | 25.1 | 0.441 | 0.506 | 0.270 | 0.310 | |
| ANT 1 | Body & Hotspot | QPSK | Mode B | 5 | Back | 23330 | 793 | 25 | 12 | 24.7 | 24.2 | 0.351 | 0.394 | 0.216 | 0.242 | |
| ANT 1 | Body & Hotspot | QPSK | Mode B | 5 | Front | 23330 | 793 | 1 | 25 | 25.7 | 25.1 | 0.277 | 0.318 | 0.178 | 0.204 | |
| ANT 1 | Body & Hotspot | QPSK | Mode B | 5 | Front | 23330 | 793 | 25 | 12 | 24.7 | 24.2 | 0.222 | 0.249 | 0.142 | 0.159 | |
| ANT 1 | Hotspot | QPSK | Mode B | 5 | Edge Right | 23330 | 793 | 1 | 25 | 25.7 | 25.1 | 0.775 | 0.890 | 0.508 | 0.583 | 28 |
| ANT 1 | Hotspot | QPSK | Mode B | 5 | Edge Right | 23330 | 793 | 25 | 12 | 24.7 | 24.2 | 0.632 | 0.709 | 0.413 | 0.463 | |
| ANT 1 | Hotspot | QPSK | Mode B | 5 | Edge Bottom | 23330 | 793 | 1 | 25 | 25.7 | 25.1 | 0.223 | 0.256 | 0.099 | 0.114 | |
| ANT 1 | Hotspot | QPSK | Mode B | 5 | Edge Bottom | 23330 | 793 | 25 | 12 | 24.7 | 24.2 | 0.176 | 0.197 | 0.078 | 0.088 | |
| ANT 1 | Hotspot | QPSK | Mode B | 5 | Edge Left | 23330 | 793 | 1 | 25 | 25.7 | 25.1 | 0.309 | 0.355 | 0.201 | 0.231 | |
| ANT 1 | Hotspot | QPSK | Mode B | 5 | Edge Left | 23330 | 793 | 25 | 12 | 24.7 | 24.2 | 0.249 | 0.279 | 0.161 | 0.181 | |
| ANT 2 | Head | QPSK | Mode A | 0 | Left Cheek | 23330 | 793 | 1 | 25 | 24.5 | 23.9 | 0.573 | 0.658 | 0.411 | 0.472 | |
| ANT 2 | Head | QPSK | Mode A | 0 | Left Cheek | 23330 | 793 | 25 | 12 | 23.7 | 23.1 | 0.488 | 0.560 | 0.350 | 0.402 | |
| ANT 2 | Head | QPSK | Mode A | 0 | Left Tilt | 23330 | 793 | 1 | 25 | 24.5 | 23.9 | 0.437 | 0.502 | 0.251 | 0.288 | |
| ANT 2 | Head | QPSK | Mode A | 0 | Left Tilt | 23330 | 793 | 25 | 12 | 23.7 | 23.1 | 0.372 | 0.427 | 0.213 | 0.245 | |
| ANT 2 | Head | QPSK | Mode A | 0 | Right Cheek | 23330 | 793 | 1 | 25 | 24.5 | 23.9 | 0.679 | 0.780 | 0.427 | 0.490 | 29 |
| ANT 2 | Head | QPSK | Mode A | 0 | Right Cheek | 23330 | 793 | 25 | 12 | 23.7 | 23.1 | 0.574 | 0.659 | 0.361 | 0.414 | |
| ANT 2 | Head | QPSK | Mode A | 0 | Right Tilt | 23330 | 793 | 1 | 25 | 24.5 | 23.9 | 0.437 | 0.502 | 0.248 | 0.285 | |
| ANT 2 | Head | QPSK | Mode A | 0 | Right Tilt | 23330 | 793 | 25 | 12 | 23.7 | 23.1 | 0.370 | 0.425 | 0.210 | 0.241 | |
| ANT 2 | Body & Hotspot | QPSK | Mode B | 5 | Back | 23330 | 793 | 1 | 25 | 24.5 | 23.9 | 0.636 | 0.730 | 0.376 | 0.432 | 30 |
| ANT 2 | Body & Hotspot | QPSK | Mode B | 5 | Back | 23330 | 793 | 25 | 12 | 23.7 | 23.1 | 0.538 | 0.618 | 0.280 | 0.321 | |
| ANT 2 | Body & Hotspot | QPSK | Mode B | 5 | Front | 23330 | 793 | 1 | 25 | 24.5 | 23.9 | 0.257 | 0.295 | 0.170 | 0.195 | |
| ANT 2 | Body & Hotspot | QPSK | Mode B | 5 | Front | 23330 | 793 | 25 | 12 | 23.7 | 23.1 | 0.218 | 0.250 | 0.145 | 0.166 | |
| ANT 2 | Hotspot | QPSK | Mode B | 5 | Edge Top | 23330 | 793 | 1 | 25 | 24.5 | 23.9 | 0.214 | 0.246 | 0.106 | 0.122 | |
| ANT 2 | Hotspot | QPSK | Mode B | 5 | Edge Top | 23330 | 793 | 25 | 12 | 23.7 | 23.1 | 0.182 | 0.209 | 0.090 | 0.103 | |
| ANT 2 | Hotspot | QPSK | Mode B | 5 | Edge Right | 23330 | 793 | 1 | 25 | 24.5 | 23.9 | 0.224 | 0.257 | 0.147 | 0.169 | |
| ANT 2 | Hotspot | QPSK | Mode B | 5 | Edge Right | 23330 | 793 | 25 | 12 | 23.7 | 23.1 | 0.189 | 0.217 | 0.124 | 0.142 | |
| ANT 2 | Hotspot | QPSK | Mode B | 5 | Edge Left | 23330 | 793 | 1 | 25 | 24.5 | 23.9 | 0.291 | 0.334 | 0.190 | 0.218 | |
| ANT 2 | Hotspot | QPSK | Mode B | 5 | Edge Left | 23330 | 793 | 25 | 12 | 23.7 | 23.1 | 0.244 | 0.280 | 0.159 | 0.183 | |
| ANT 3 | Head | QPSK | Mode A | 0 | Left Cheek | 23330 | 793 | 1 | 25 | 25.4 | 24.9 | 0.087 | 0.098 | 0.067 | 0.075 | |
| ANT 3 | Head | QPSK | Mode A | 0 | Left Cheek | 23330 | 793 | 25 | 12 | 24.4 | 23.9 | 0.070 | 0.079 | 0.054 | 0.061 | |
| ANT 3 | Head | QPSK | Mode A | 0 | Left Tilt | 23330 | 793 | 1 | 25 | 25.4 | 24.9 | 0.042 | 0.047 | 0.034 | 0.038 | |
| ANT 3 | Head | QPSK | Mode A | 0 | Left Tilt | 23330 | 793 | 25 | 12 | 24.4 | 23.9 | 0.034 | 0.038 | 0.027 | 0.030 | |
| ANT 3 | Head | QPSK | Mode A | 0 | Right Cheek | 23330 | 793 | 1 | 25 | 25.4 | 24.9 | 0.062 | 0.070 | 0.050 | 0.056 | |
| ANT 3 | Head | QPSK | Mode A | 0 | Right Cheek | 23330 | 793 | 25 | 12 | 24.4 | 23.9 | 0.050 | 0.056 | 0.040 | 0.045 | |
| ANT 3 | Head | QPSK | Mode A | 0 | Right Tilt | 23330 | 793 | 1 | 25 | 25.4 | 24.9 | 0.046 | 0.052 | 0.037 | 0.042 | |
| ANT 3 | Head | QPSK | Mode A | 0 | Right Tilt | 23330 | 793 | 25 | 12 | 24.4 | 23.9 | 0.036 | 0.040 | 0.029 | 0.033 | |
| ANT 3 | Body & Hotspot | QPSK | Mode B | 5 | Back | 23330 | 793 | 1 | 25 | 25.4 | 24.9 | 0.421 | 0.472 | 0.223 | 0.250 | |
| ANT 3 | Body & Hotspot | QPSK | Mode B | 5 | Back | 23330 | 793 | 25 | 12 | 24.4 | 23.9 | 0.341 | 0.383 | 0.181 | 0.203 | |
| ANT 3 | Body & Hotspot | QPSK | Mode B | 5 | Front | 23330 | 793 | 1 | 25 | 25.4 | 24.9 | 0.150 | 0.168 | 0.090 | 0.101 | |
| ANT 3 | Body & Hotspot | QPSK | Mode B | 5 | Front | 23330 | 793 | 25 | 12 | 24.4 | 23.9 | 0.120 | 0.135 | 0.072 | 0.081 | |
| ANT 3 | Hotspot | QPSK | Mode B | 5 | Edge Bottom | 23330 | 793 | 1 | 25 | 25.4 | 24.9 | 0.204 | 0.229 | 0.084 | 0.094 | |
| ANT 3 | Hotspot | QPSK | Mode B | 5 | Edge Bottom | 23330 | 793 | 25 | 12 | 24.4 | 23.9 | 0.167 | 0.187 | 0.068 | 0.076 | |
| ANT 3 | Hotspot | QPSK | Mode B | 5 | Edge Left | 23330 | 793 | 1 | 25 | 25.4 | 24.9 | 0.406 | 0.456 | 0.208 | 0.233 | |
| ANT 3 | Hotspot | QPSK | Mode B | 5 | Edge Left | 23330 | 793 | 25 | 12 | 24.4 | 23.9 | 0.328 | 0.368 | 0.171 | 0.192 | |

10.14. LTE Band 41 PC3 (20MHz Bandwidth)

| Antenna | RF Exposure Condition | Mode | Power Mode | Dist (mm) | Test Position | Channel | Freq. (MHz) | RB Allocation | RB Offset | Max Output Pwr (dBm) | Meas. (dBm) | 1-g Meas. (W/kg) | 1-g Scaled (W/kg) | 10-g Meas. (W/kg) | 10-g Scaled (W/kg) | Plot No. |
|---------|-----------------------|------|------------|-----------|---------------|---------|-------------|---------------|-----------|----------------------|-------------|------------------|-------------------|-------------------|--------------------|----------|
| ANT 1 | Head | QPSK | Mode A | 0 | Left Cheek | 40620 | 2593 | 1 | 49 | 25.7 | 25.6 | 0.056 | 0.057 | 0.025 | 0.026 | |
| ANT 1 | Head | QPSK | Mode A | 0 | Left Cheek | 40620 | 2593 | 50 | 24 | 24.7 | 24.7 | 0.056 | 0.056 | 0.025 | 0.025 | |
| ANT 1 | Head | QPSK | Mode A | 0 | Left Tilt | 40620 | 2593 | 1 | 49 | 25.7 | 25.6 | 0.033 | 0.034 | 0.016 | 0.016 | |
| ANT 1 | Head | QPSK | Mode A | 0 | Left Tilt | 40620 | 2593 | 50 | 24 | 24.7 | 24.7 | 0.026 | 0.026 | 0.013 | 0.013 | |
| ANT 1 | Head | QPSK | Mode A | 0 | Right Cheek | 40620 | 2593 | 1 | 49 | 25.7 | 25.6 | 0.135 | 0.138 | 0.071 | 0.073 | |
| ANT 1 | Head | QPSK | Mode A | 0 | Right Cheek | 40620 | 2593 | 50 | 24 | 24.7 | 24.7 | 0.113 | 0.113 | 0.058 | 0.058 | |
| ANT 1 | Head | QPSK | Mode A | 0 | Right Tilt | 40620 | 2593 | 1 | 49 | 25.7 | 25.6 | 0.033 | 0.034 | 0.015 | 0.015 | |
| ANT 1 | Head | QPSK | Mode A | 0 | Right Tilt | 40620 | 2593 | 50 | 24 | 24.7 | 24.7 | 0.024 | 0.024 | 0.011 | 0.011 | |
| ANT 1 | Body & Hotspot | QPSK | Mode B | 5 | Back | 40620 | 2593 | 1 | 49 | 22.8 | 22.8 | 0.651 | 0.651 | 0.332 | 0.332 | |
| ANT 1 | Body & Hotspot | QPSK | Mode B | 5 | Back | 40620 | 2593 | 50 | 24 | 22.8 | 22.8 | 0.652 | 0.652 | 0.332 | 0.332 | |
| ANT 1 | Body & Hotspot | QPSK | Mode B | 5 | Front | 40620 | 2593 | 1 | 49 | 22.8 | 22.8 | 0.398 | 0.398 | 0.198 | 0.198 | |
| ANT 1 | Body & Hotspot | QPSK | Mode B | 5 | Front | 40620 | 2593 | 50 | 24 | 22.8 | 22.8 | 0.400 | 0.400 | 0.199 | 0.199 | |
| ANT 1 | Hotspot | QPSK | Mode B | 5 | Edge Right | 39750 | 2506 | 1 | 49 | 22.8 | 22.5 | 0.834 | 0.894 | 0.366 | 0.392 | |
| ANT 1 | Hotspot | QPSK | Mode B | 5 | Edge Right | 39750 | 2506 | 50 | 24 | 22.8 | 22.7 | 0.837 | 0.856 | 0.367 | 0.376 | |
| ANT 1 | Hotspot | QPSK | Mode B | 5 | Edge Right | 40185 | 2549.5 | 1 | 49 | 22.8 | 22.5 | 0.878 | 0.941 | 0.386 | 0.414 | |
| ANT 1 | Hotspot | QPSK | Mode B | 5 | Edge Right | 40185 | 2549.5 | 50 | 24 | 22.8 | 22.7 | 0.898 | 0.919 | 0.395 | 0.404 | |
| ANT 1 | Hotspot | QPSK | Mode B | 5 | Edge Right | 40620 | 2593 | 1 | 49 | 22.8 | 22.8 | 0.848 | 0.848 | 0.377 | 0.377 | |
| ANT 1 | Hotspot | QPSK | Mode B | 5 | Edge Right | 40620 | 2593 | 50 | 24 | 22.8 | 22.8 | 0.845 | 0.845 | 0.376 | 0.376 | |
| ANT 1 | Hotspot | QPSK | Mode B | 5 | Edge Right | 40620 | 2593 | 100 | 0 | 22.8 | 22.8 | 0.841 | 0.841 | 0.374 | 0.374 | |
| ANT 1 | Hotspot | QPSK | Mode B | 5 | Edge Right | 41055 | 2636.5 | 1 | 49 | 22.8 | 22.8 | 0.705 | 0.705 | 0.316 | 0.316 | |
| ANT 1 | Hotspot | QPSK | Mode B | 5 | Edge Right | 41055 | 2636.5 | 50 | 24 | 22.8 | 22.8 | 0.724 | 0.724 | 0.324 | 0.324 | |
| ANT 1 | Hotspot | QPSK | Mode B | 5 | Edge Right | 41490 | 2680 | 1 | 49 | 22.8 | 22.8 | 0.648 | 0.648 | 0.290 | 0.290 | |
| ANT 1 | Hotspot | QPSK | Mode B | 5 | Edge Right | 41490 | 2680 | 50 | 24 | 22.8 | 22.8 | 0.674 | 0.674 | 0.302 | 0.302 | |
| ANT 1 | Hotspot | QPSK | Mode B | 5 | Edge Bottom | 40620 | 2593 | 1 | 49 | 22.8 | 22.8 | 0.485 | 0.485 | 0.192 | 0.192 | |
| ANT 1 | Hotspot | QPSK | Mode B | 5 | Edge Bottom | 40620 | 2593 | 50 | 24 | 22.8 | 22.8 | 0.500 | 0.500 | 0.196 | 0.196 | |
| ANT 1 | Hotspot | QPSK | Mode B | 5 | Edge Left | 40620 | 2593 | 1 | 49 | 22.8 | 22.8 | 0.084 | 0.084 | 0.037 | 0.037 | |
| ANT 1 | Hotspot | QPSK | Mode B | 5 | Edge Left | 40620 | 2593 | 50 | 24 | 22.8 | 22.8 | 0.083 | 0.083 | 0.037 | 0.037 | |
| ANT 2 | Head | QPSK | Mode A | 0 | Left Cheek | 40620 | 2593 | 1 | 49 | 20.5 | 19.8 | 0.214 | 0.251 | 0.088 | 0.103 | |
| ANT 2 | Head | QPSK | Mode A | 0 | Left Cheek | 40620 | 2593 | 50 | 24 | 20.5 | 19.9 | 0.226 | 0.259 | 0.091 | 0.104 | |
| ANT 2 | Head | QPSK | Mode A | 0 | Left Tilt | 40620 | 2593 | 1 | 49 | 20.5 | 19.8 | 0.270 | 0.317 | 0.105 | 0.123 | |
| ANT 2 | Head | QPSK | Mode A | 0 | Left Tilt | 40620 | 2593 | 50 | 24 | 20.5 | 19.9 | 0.276 | 0.317 | 0.107 | 0.123 | |
| ANT 2 | Head | QPSK | Mode A | 0 | Right Cheek | 39750 | 2506 | 1 | 49 | 20.5 | 19.9 | 0.679 | 0.780 | 0.287 | 0.330 | |
| ANT 2 | Head | QPSK | Mode A | 0 | Right Cheek | 39750 | 2506 | 50 | 24 | 20.5 | 19.6 | 0.697 | 0.857 | 0.294 | 0.362 | |
| ANT 2 | Head | QPSK | Mode A | 0 | Right Cheek | 40185 | 2549.5 | 1 | 49 | 20.5 | 19.9 | 0.687 | 0.789 | 0.290 | 0.333 | |
| ANT 2 | Head | QPSK | Mode A | 0 | Right Cheek | 40185 | 2549.5 | 50 | 24 | 20.5 | 19.9 | 0.690 | 0.792 | 0.290 | 0.333 | |
| ANT 2 | Head | QPSK | Mode A | 0 | Right Cheek | 40620 | 2593 | 1 | 49 | 20.5 | 19.8 | 0.789 | 0.927 | 0.329 | 0.387 | |
| ANT 2 | Head | QPSK | Mode A | 0 | Right Cheek | 40620 | 2593 | 50 | 24 | 20.5 | 19.9 | 0.810 | 0.930 | 0.337 | 0.387 | 40 |
| ANT 2 | Head | QPSK | Mode A | 0 | Right Cheek | 40620 | 2593 | 100 | 0 | 20.5 | 20.0 | 0.790 | 0.886 | 0.328 | 0.368 | |
| ANT 2 | Head | QPSK | Mode A | 0 | Right Cheek | 41055 | 2636.5 | 1 | 49 | 20.5 | 19.8 | 0.755 | 0.887 | 0.309 | 0.363 | |
| ANT 2 | Head | QPSK | Mode A | 0 | Right Cheek | 41055 | 2636.5 | 50 | 24 | 20.5 | 19.9 | 0.772 | 0.886 | 0.317 | 0.364 | |
| ANT 2 | Head | QPSK | Mode A | 0 | Right Cheek | 41490 | 2680 | 1 | 49 | 20.5 | 19.8 | 0.741 | 0.871 | 0.299 | 0.351 | |
| ANT 2 | Head | QPSK | Mode A | 0 | Right Cheek | 41490 | 2680 | 50 | 24 | 20.5 | 19.9 | 0.754 | 0.866 | 0.307 | 0.352 | |
| ANT 2 | Head | QPSK | Mode A | 0 | Right Tilt | 40620 | 2593 | 1 | 49 | 20.5 | 19.8 | 0.542 | 0.637 | 0.213 | 0.250 | |
| ANT 2 | Head | QPSK | Mode A | 0 | Right Tilt | 40620 | 2593 | 50 | 24 | 20.5 | 19.9 | 0.552 | 0.634 | 0.217 | 0.249 | |
| ANT 2 | Body & Hotspot | QPSK | Mode B | 5 | Back | 39750 | 2506 | 1 | 49 | 21.5 | 20.6 | 0.634 | 0.780 | 0.251 | 0.309 | |
| ANT 2 | Body & Hotspot | QPSK | Mode B | 5 | Back | 39750 | 2506 | 50 | 24 | 21.5 | 20.7 | 0.622 | 0.748 | 0.247 | 0.297 | |
| ANT 2 | Body & Hotspot | QPSK | Mode B | 5 | Back | 40185 | 2549.5 | 1 | 49 | 21.5 | 20.6 | 0.636 | 0.782 | 0.245 | 0.301 | |
| ANT 2 | Body & Hotspot | QPSK | Mode B | 5 | Back | 40185 | 2549.5 | 50 | 24 | 21.5 | 20.6 | 0.635 | 0.781 | 0.244 | 0.300 | |
| ANT 2 | Body & Hotspot | QPSK | Mode B | 5 | Back | 40620 | 2593 | 1 | 49 | 21.5 | 20.6 | 0.657 | 0.808 | 0.265 | 0.326 | |
| ANT 2 | Body & Hotspot | QPSK | Mode B | 5 | Back | 40620 | 2593 | 50 | 24 | 21.5 | 20.6 | 0.688 | 0.846 | 0.277 | 0.341 | |
| ANT 2 | Body & Hotspot | QPSK | Mode B | 5 | Back | 40620 | 2593 | 100 | 0 | 21.5 | 20.6 | 0.695 | 0.855 | 0.280 | 0.344 | |
| ANT 2 | Body & Hotspot | QPSK | Mode B | 5 | Back | 41055 | 2636.5 | 1 | 49 | 21.5 | 20.5 | 0.734 | 0.924 | 0.287 | 0.361 | 41 |
| ANT 2 | Body & Hotspot | QPSK | Mode B | 5 | Back | 41055 | 2636.5 | 50 | 24 | 21.5 | 20.6 | 0.742 | 0.913 | 0.290 | 0.357 | |
| ANT 2 | Body & Hotspot | QPSK | Mode B | 5 | Back | 41490 | 2680 | 1 | 49 | 21.5 | 20.5 | 0.728 | 0.916 | 0.281 | 0.354 | |
| ANT 2 | Body & Hotspot | QPSK | Mode B | 5 | Back | 41490 | 2680 | 50 | 24 | 21.5 | 20.6 | 0.746 | 0.918 | 0.286 | 0.352 | |
| ANT 2 | Body & Hotspot | QPSK | Mode B | 5 | Front | 40620 | 2593 | 1 | 49 | 21.5 | 20.6 | 0.428 | 0.527 | 0.186 | 0.229 | |
| ANT 2 | Body & Hotspot | QPSK | Mode B | 5 | Front | 40620 | 2593 | 50 | 24 | 21.5 | 20.6 | 0.427 | 0.525 | 0.186 | 0.229 | |
| ANT 2 | Hotspot | QPSK | Mode B | 5 | Edge Top | 40620 | 2593 | 1 | 49 | 21.5 | 20.6 | 0.291 | 0.358 | 0.111 | 0.137 | |
| ANT 2 | Hotspot | QPSK | Mode B | 5 | Edge Top | 40620 | 2593 | 50 | 24 | 21.5 | 20.6 | 0.295 | 0.363 | 0.113 | 0.139 | |
| ANT 2 | Hotspot | QPSK | Mode B | 5 | Edge Right | 40620 | 2593 | 1 | 49 | 21.5 | 20.6 | 0.017 | 0.021 | 0.007 | 0.009 | |
| ANT 2 | Hotspot | QPSK | Mode B | 5 | Edge Right | 40620 | 2593 | 50 | 24 | 21.5 | 20.6 | 0.015 | 0.018 | 0.006 | 0.007 | |
| ANT 2 | Hotspot | QPSK | Mode B | 5 | Edge Left | 40620 | 2593 | 1 | 49 | 21.5 | 20.6 | 0.642 | 0.790 | 0.276 | 0.340 | |
| ANT 2 | Hotspot | QPSK | Mode B | 5 | Edge Left | 40620 | 2593 | 50 | 24 | 21.5 | 20.6 | 0.626 | 0.770 | 0.272 | 0.335 | |

| Antenna | RF Exposure Condition | Mode | Power Mode | Dist (mm) | Test Position | Channel | Freq. (MHz) | RB Allocation | RB Offset | Max Output Pwr (dBm) | Meas. (dBm) | 1-g Meas. (W/kg) | 1-g Scaled (W/kg) | 10-g Meas. (W/kg) | 10-g Scaled (W/kg) | Plot No. |
|---------|-----------------------|------|------------|-----------|---------------|---------|-------------|---------------|-----------|----------------------|-------------|------------------|-------------------|-------------------|--------------------|----------|
| ANT 3 | Head | QPSK | Mode A | 0 | Left Cheek | 40620 | 2593 | 1 | 49 | 24.7 | 24.2 | 0.363 | 0.407 | 0.182 | 0.204 | |
| ANT 3 | Head | QPSK | Mode A | 0 | Left Cheek | 40620 | 2593 | 50 | 24 | 24.7 | 24.3 | 0.357 | 0.391 | 0.179 | 0.196 | |
| ANT 3 | Head | QPSK | Mode A | 0 | Left Tilt | 40620 | 2593 | 1 | 49 | 24.7 | 24.2 | 0.097 | 0.109 | 0.050 | 0.056 | |
| ANT 3 | Head | QPSK | Mode A | 0 | Left Tilt | 40620 | 2593 | 50 | 24 | 24.7 | 24.3 | 0.098 | 0.107 | 0.051 | 0.056 | |
| ANT 3 | Head | QPSK | Mode A | 0 | Right Cheek | 40620 | 2593 | 1 | 49 | 24.7 | 24.2 | 0.144 | 0.162 | 0.073 | 0.082 | |
| ANT 3 | Head | QPSK | Mode A | 0 | Right Cheek | 40620 | 2593 | 50 | 24 | 24.7 | 24.3 | 0.142 | 0.156 | 0.072 | 0.079 | |
| ANT 3 | Head | QPSK | Mode A | 0 | Right Tilt | 40620 | 2593 | 1 | 49 | 24.7 | 24.2 | 0.185 | 0.208 | 0.088 | 0.099 | |
| ANT 3 | Head | QPSK | Mode A | 0 | Right Tilt | 40620 | 2593 | 50 | 24 | 24.7 | 24.3 | 0.185 | 0.203 | 0.088 | 0.096 | |
| ANT 3 | Body & Hotspot | QPSK | Mode B | 5 | Back | 40620 | 2593 | 1 | 49 | 20.9 | 20.5 | 0.593 | 0.650 | 0.207 | 0.227 | |
| ANT 3 | Body & Hotspot | QPSK | Mode B | 5 | Back | 40620 | 2593 | 50 | 24 | 20.9 | 20.5 | 0.597 | 0.655 | 0.260 | 0.285 | |
| ANT 3 | Body & Hotspot | QPSK | Mode B | 5 | Front | 40620 | 2593 | 1 | 49 | 20.9 | 20.5 | 0.254 | 0.279 | 0.117 | 0.128 | |
| ANT 3 | Body & Hotspot | QPSK | Mode B | 5 | Front | 40620 | 2593 | 50 | 24 | 20.9 | 20.5 | 0.268 | 0.294 | 0.124 | 0.136 | |
| ANT 3 | Hotspot | QPSK | Mode B | 5 | Edge Bottom | 40620 | 2593 | 1 | 49 | 20.9 | 20.5 | 0.056 | 0.061 | 0.026 | 0.029 | |
| ANT 3 | Hotspot | QPSK | Mode B | 5 | Edge Bottom | 40620 | 2593 | 50 | 24 | 20.9 | 20.5 | 0.059 | 0.065 | 0.027 | 0.030 | |
| ANT 3 | Hotspot | QPSK | Mode B | 5 | Edge Left | 39750 | 2506 | 1 | 49 | 20.9 | 20.3 | 0.642 | 0.737 | 0.269 | 0.309 | |
| ANT 3 | Hotspot | QPSK | Mode B | 5 | Edge Left | 39750 | 2506 | 50 | 24 | 20.9 | 20.4 | 0.663 | 0.744 | 0.278 | 0.312 | |
| ANT 3 | Hotspot | QPSK | Mode B | 5 | Edge Left | 40185 | 2549.5 | 1 | 49 | 20.9 | 20.4 | 0.624 | 0.700 | 0.263 | 0.295 | |
| ANT 3 | Hotspot | QPSK | Mode B | 5 | Edge Left | 40185 | 2549.5 | 50 | 24 | 20.9 | 20.5 | 0.650 | 0.713 | 0.271 | 0.297 | |
| ANT 3 | Hotspot | QPSK | Mode B | 5 | Edge Left | 40620 | 2593 | 1 | 49 | 20.9 | 20.5 | 0.723 | 0.793 | 0.298 | 0.327 | |
| ANT 3 | Hotspot | QPSK | Mode B | 5 | Edge Left | 40620 | 2593 | 50 | 24 | 20.9 | 20.5 | 0.741 | 0.812 | 0.306 | 0.336 | |
| ANT 3 | Hotspot | QPSK | Mode B | 5 | Edge Left | 40620 | 2593 | 100 | 0 | 20.9 | 20.4 | 0.739 | 0.829 | 0.305 | 0.342 | |
| ANT 3 | Hotspot | QPSK | Mode B | 5 | Edge Left | 41055 | 2636.5 | 1 | 49 | 20.9 | 20.4 | 0.743 | 0.834 | 0.304 | 0.341 | |
| ANT 3 | Hotspot | QPSK | Mode B | 5 | Edge Left | 41055 | 2636.5 | 50 | 24 | 20.9 | 20.4 | 0.753 | 0.845 | 0.309 | 0.347 | |
| ANT 3 | Hotspot | QPSK | Mode B | 5 | Edge Left | 41490 | 2680 | 1 | 49 | 20.9 | 20.5 | 0.847 | 0.929 | 0.342 | 0.375 | |
| ANT 3 | Hotspot | QPSK | Mode B | 5 | Edge Left | 41490 | 2680 | 50 | 24 | 20.9 | 20.5 | 0.841 | 0.922 | 0.338 | 0.371 | |
| ANT 4 | Head | QPSK | Mode A | 0 | Left Cheek | 39750 | 2506 | 1 | 49 | 22.1 | 20.6 | 0.655 | 0.925 | 0.266 | 0.376 | |
| ANT 4 | Head | QPSK | Mode A | 0 | Left Cheek | 39750 | 2506 | 50 | 24 | 22.1 | 20.7 | 0.673 | 0.929 | 0.273 | 0.377 | |
| ANT 4 | Head | QPSK | Mode A | 0 | Left Cheek | 40185 | 2549.5 | 1 | 49 | 22.1 | 20.9 | 0.633 | 0.834 | 0.256 | 0.337 | |
| ANT 4 | Head | QPSK | Mode A | 0 | Left Cheek | 40185 | 2549.5 | 50 | 24 | 22.1 | 21.0 | 0.654 | 0.843 | 0.264 | 0.340 | |
| ANT 4 | Head | QPSK | Mode A | 0 | Left Cheek | 40620 | 2593 | 1 | 49 | 22.1 | 20.8 | 0.626 | 0.844 | 0.248 | 0.335 | |
| ANT 4 | Head | QPSK | Mode A | 0 | Left Cheek | 40620 | 2593 | 50 | 24 | 22.1 | 20.9 | 0.658 | 0.867 | 0.261 | 0.344 | |
| ANT 4 | Head | QPSK | Mode A | 0 | Left Cheek | 40620 | 2593 | 100 | 0 | 22.1 | 20.9 | 0.641 | 0.845 | 0.254 | 0.335 | |
| ANT 4 | Head | QPSK | Mode A | 0 | Left Cheek | 41055 | 2636.5 | 1 | 49 | 22.1 | 20.8 | 0.614 | 0.828 | 0.244 | 0.329 | |
| ANT 4 | Head | QPSK | Mode A | 0 | Left Cheek | 41055 | 2636.5 | 50 | 24 | 22.1 | 20.9 | 0.639 | 0.842 | 0.253 | 0.334 | |
| ANT 4 | Head | QPSK | Mode A | 0 | Left Cheek | 41490 | 2680 | 1 | 49 | 22.1 | 21.0 | 0.561 | 0.723 | 0.224 | 0.289 | |
| ANT 4 | Head | QPSK | Mode A | 0 | Left Cheek | 41490 | 2680 | 50 | 24 | 22.1 | 21.0 | 0.583 | 0.751 | 0.232 | 0.299 | |
| ANT 4 | Head | QPSK | Mode A | 0 | Left Tilt | 40620 | 2593 | 1 | 49 | 22.1 | 20.8 | 0.173 | 0.233 | 0.083 | 0.112 | |
| ANT 4 | Head | QPSK | Mode A | 0 | Left Tilt | 40620 | 2593 | 50 | 24 | 22.1 | 20.9 | 0.176 | 0.232 | 0.084 | 0.111 | |
| ANT 4 | Head | QPSK | Mode A | 0 | Right Cheek | 40620 | 2593 | 1 | 49 | 22.1 | 20.8 | 0.176 | 0.237 | 0.089 | 0.120 | |
| ANT 4 | Head | QPSK | Mode A | 0 | Right Cheek | 40620 | 2593 | 50 | 24 | 22.1 | 20.9 | 0.177 | 0.233 | 0.089 | 0.117 | |
| ANT 4 | Head | QPSK | Mode A | 0 | Right Tilt | 40620 | 2593 | 1 | 49 | 22.1 | 20.8 | 0.044 | 0.059 | 0.022 | 0.030 | |
| ANT 4 | Head | QPSK | Mode A | 0 | Right Tilt | 40620 | 2593 | 50 | 24 | 22.1 | 20.9 | 0.044 | 0.058 | 0.021 | 0.028 | |
| ANT 4 | Body & Hotspot | QPSK | Mode B | 5 | Back | 40620 | 2593 | 1 | 49 | 20.8 | 20.0 | 0.506 | 0.608 | 0.204 | 0.245 | |
| ANT 4 | Body & Hotspot | QPSK | Mode B | 5 | Back | 40620 | 2593 | 50 | 24 | 20.8 | 20.2 | 0.576 | 0.661 | 0.232 | 0.266 | |
| ANT 4 | Body & Hotspot | QPSK | Mode B | 5 | Front | 40620 | 2593 | 1 | 49 | 20.8 | 20.0 | 0.274 | 0.329 | 0.116 | 0.139 | |
| ANT 4 | Body & Hotspot | QPSK | Mode B | 5 | Front | 40620 | 2593 | 50 | 24 | 20.8 | 20.2 | 0.281 | 0.323 | 0.119 | 0.137 | |
| ANT 4 | Hotspot | QPSK | Mode B | 5 | Edge Top | 40620 | 2593 | 1 | 49 | 20.8 | 20.0 | 0.030 | 0.036 | 0.015 | 0.018 | |
| ANT 4 | Hotspot | QPSK | Mode B | 5 | Edge Top | 40620 | 2593 | 50 | 24 | 20.8 | 20.2 | 0.029 | 0.033 | 0.013 | 0.015 | |
| ANT 4 | Hotspot | QPSK | Mode B | 5 | Edge Right | 39750 | 2506 | 1 | 49 | 20.8 | 19.8 | 0.744 | 0.937 | 0.299 | 0.376 | 42 |
| ANT 4 | Hotspot | QPSK | Mode B | 5 | Edge Right | 39750 | 2506 | 50 | 24 | 20.8 | 19.9 | 0.756 | 0.930 | 0.304 | 0.374 | |
| ANT 4 | Hotspot | QPSK | Mode B | 5 | Edge Right | 40185 | 2549.5 | 1 | 49 | 20.8 | 20.1 | 0.741 | 0.871 | 0.293 | 0.344 | |
| ANT 4 | Hotspot | QPSK | Mode B | 5 | Edge Right | 40185 | 2549.5 | 50 | 24 | 20.8 | 20.1 | 0.756 | 0.888 | 0.300 | 0.352 | |
| ANT 4 | Hotspot | QPSK | Mode B | 5 | Edge Right | 40620 | 2593 | 1 | 49 | 20.8 | 20.0 | 0.593 | 0.713 | 0.238 | 0.286 | |
| ANT 4 | Hotspot | QPSK | Mode B | 5 | Edge Right | 40620 | 2593 | 50 | 24 | 20.8 | 20.2 | 0.611 | 0.702 | 0.240 | 0.276 | |
| ANT 4 | Hotspot | QPSK | Mode B | 5 | Edge Right | 40620 | 2593 | 100 | 0 | 20.8 | 20.1 | 0.579 | 0.680 | 0.235 | 0.276 | |
| ANT 4 | Hotspot | QPSK | Mode B | 5 | Edge Right | 41055 | 2636.5 | 1 | 49 | 20.8 | 20.0 | 0.654 | 0.786 | 0.257 | 0.309 | |
| ANT 4 | Hotspot | QPSK | Mode B | 5 | Edge Right | 41055 | 2636.5 | 50 | 24 | 20.8 | 20.1 | 0.679 | 0.798 | 0.267 | 0.314 | |
| ANT 4 | Hotspot | QPSK | Mode B | 5 | Edge Right | 41490 | 2680 | 1 | 49 | 20.8 | 20.2 | 0.595 | 0.683 | 0.233 | 0.268 | |
| ANT 4 | Hotspot | QPSK | Mode B | 5 | Edge Right | 41490 | 2680 | 50 | 24 | 20.8 | 20.3 | 0.623 | 0.699 | 0.245 | 0.275 | |

UL CA 41C PC3

| Antenna | RF Exposure Condition | Mode | Power Mode | Dist (mm) | Test Position | PCC UL | | | | SCC UL | | | | Max Output Pwr (dBm) | Meas. (dBm) | 1-g Meas. (W/kg) | 1-g Scaled (W/kg) | 10-g Meas. (W/kg) | 10-g Scaled (W/kg) | Plot No. |
|---------|-----------------------|------|------------|-----------|---------------|---------|-------------|---------------|-----------|---------|-------------|---------------|-----------|----------------------|-------------|------------------|-------------------|-------------------|--------------------|----------|
| | | | | | | Channel | Freq. (MHz) | RB Allocation | RB Offset | Channel | Freq. (MHz) | RB Allocation | RB Offset | | | | | | | |
| ANT 1 | Head | QPSK | Mode A | 0 | Right Cheek | 40521 | 2583.1 | 1 | 99 | 40719 | 2602.9 | 1 | 0 | 25.7 | 25.2 | 0.106 | 0.119 | 0.054 | 0.061 | |
| ANT 1 | Body & Hotspot | QPSK | Mode B | 5 | Back | 40521 | 2583.1 | 1 | 99 | 40719 | 2602.9 | 1 | 0 | 22.8 | 22.8 | 0.449 | 0.449 | 0.212 | 0.212 | |
| ANT 1 | Hotspot | QPSK | Mode B | 5 | Edge Right | 39750 | 2506 | 1 | 99 | 39948 | 2525.8 | 1 | 0 | 22.8 | 22.8 | 0.490 | 0.490 | 0.215 | 0.215 | |
| Antenna | RF Exposure Condition | Mode | Power Mode | Dist (mm) | Test Position | PCC UL | | | | SCC UL | | | | Max Output Pwr (dBm) | Meas. (dBm) | 1-g Meas. (W/kg) | 1-g Scaled (W/kg) | 10-g Meas. (W/kg) | 10-g Scaled (W/kg) | Plot No. |
| | | | | | | Channel | Freq. (MHz) | RB Allocation | RB Offset | Channel | Freq. (MHz) | RB Allocation | RB Offset | | | | | | | |
| ANT 2 | Head | QPSK | Mode A | 0 | Right Cheek | 40521 | 2583.1 | 1 | 99 | 40719 | 2602.9 | 1 | 0 | 20.5 | 19.6 | 0.409 | 0.503 | 0.171 | 0.210 | |
| ANT 2 | Body & Hotspot | QPSK | Mode B | 5 | Back | 41292 | 2660.2 | 1 | 99 | 41490 | 2680 | 1 | 0 | 21.5 | 20.5 | 0.369 | 0.465 | 0.141 | 0.178 | |
| Antenna | RF Exposure Condition | Mode | Power Mode | Dist (mm) | Test Position | PCC UL | | | | SCC UL | | | | Max Output Pwr (dBm) | Meas. (dBm) | 1-g Meas. (W/kg) | 1-g Scaled (W/kg) | 10-g Meas. (W/kg) | 10-g Scaled (W/kg) | Plot No. |
| | | | | | | Channel | Freq. (MHz) | RB Allocation | RB Offset | Channel | Freq. (MHz) | RB Allocation | RB Offset | | | | | | | |
| ANT 3 | Head | QPSK | Mode A | 0 | Left Cheek | 40521 | 2583.1 | 1 | 99 | 40719 | 2602.9 | 1 | 0 | 24.7 | 24.2 | 0.158 | 0.177 | 0.080 | 0.090 | |
| ANT 3 | Body & Hotspot | QPSK | Mode B | 5 | Back | 40521 | 2583.1 | 1 | 99 | 40719 | 2602.9 | 1 | 0 | 20.9 | 20.5 | 0.570 | 0.625 | 0.238 | 0.261 | |
| ANT 3 | Hotspot | QPSK | Mode B | 5 | Edge Left | 41292 | 2660.2 | 1 | 99 | 41490 | 2680 | 1 | 0 | 20.9 | 20.7 | 0.627 | 0.657 | 0.260 | 0.272 | |
| Antenna | RF Exposure Condition | Mode | Power Mode | Dist (mm) | Test Position | PCC UL | | | | SCC UL | | | | Max Output Pwr (dBm) | Meas. (dBm) | 1-g Meas. (W/kg) | 1-g Scaled (W/kg) | 10-g Meas. (W/kg) | 10-g Scaled (W/kg) | Plot No. |
| | | | | | | Channel | Freq. (MHz) | RB Allocation | RB Offset | Channel | Freq. (MHz) | RB Allocation | RB Offset | | | | | | | |
| ANT 4 | Head | QPSK | Mode A | 0 | Left Cheek | 40521 | 2583.1 | 1 | 99 | 40719 | 2602.9 | 1 | 0 | 22.1 | 20.6 | 0.336 | 0.475 | 0.136 | 0.192 | |
| ANT 4 | Body & Hotspot | QPSK | Mode B | 5 | Back | 40521 | 2583.1 | 1 | 99 | 40719 | 2602.9 | 1 | 0 | 20.8 | 20.1 | 0.230 | 0.270 | 0.093 | 0.109 | |
| ANT 4 | Hotspot | QPSK | Mode B | 5 | Edge Right | 39750 | 2506 | 1 | 99 | 39948 | 2525.8 | 1 | 0 | 20.8 | 20.1 | 0.288 | 0.338 | 0.116 | 0.136 | |

Note(s):

PCC RB allocation setting for UL CA has been adjusted based on the worst-case power. Additional SAR for UL CA PC2 is not required. Test reduction has been applied based on standalone SAR.

UL CA 41C PC2

| Antenna | RF Exposure Condition | Mode | Power Mode | Dist (mm) | Test Position | PCC UL | | | | SCC UL | | | | Max Output Pwr (dBm) | Meas. (dBm) | 1-g Meas. (W/kg) | 1-g Scaled (W/kg) | 10-g Meas. (W/kg) | 10-g Scaled (W/kg) | Plot No. |
|---------|-----------------------|------|------------|-----------|---------------|---------|-------------|---------------|-----------|---------|-------------|---------------|-----------|----------------------|-------------|------------------|-------------------|-------------------|--------------------|----------|
| | | | | | | Channel | Freq. (MHz) | RB Allocation | RB Offset | Channel | Freq. (MHz) | RB Allocation | RB Offset | | | | | | | |
| ANT 1 | Head | QPSK | Mode A | 0 | Right Cheek | 40521 | 2583.1 | 1 | 99 | 40719 | 2602.9 | 1 | 0 | 28.1 | 27.4 | 0.050 | 0.059 | 0.054 | 0.063 | |

Note(s):

PCC RB allocation setting for UL CA has been adjusted based on the worst-case power.

10.15. LTE Band 41 PC2 (20MHz Bandwidth)

From May 2017 TCB Workshop, SAR tested were performed using Power Class 3. SAR test for Power Class 2 is tested using the highest SAR test configuration in Power Class 3 for each LTE configuration and exposure condition combination. According to the highest time averaged power for UL-DL configurations, configuration # 1 with duty cycle 43.3% is used for Power Class 2 SAR test.

Additional SAR testing for Power Class 2 is not required when:

- The reported SAR vs. output power can be linearly scaled with < 10% discrepancy between power classes and all reported SAR are < 1.4 W/kg

Reported SAR vs. Output Power linearly scaled

| Antenna | RF Exposure Condition | LTE B41 PC2 | | | LTE B41 PC3 | | | | PC2 Linearly scaled Reported SAR (W/kg) | Linearly scaled (<10%) | Testing Required |
|----------------|-----------------------|--------------------|------------------|--------------------|--------------------|---------------------|--------------------|---------------------|---|------------------------|------------------|
| | | Duty Cycle (%) | Max Output Power | Frame Avg Pwr (mW) | Duty Cycle (%) | Max Output Power | Frame Avg Pwr (mW) | Reported SAR (W/kg) | | | |
| ANT 1 | Head | 43.3% | 28.1 | 279.6 | 63.3% | 25.7 | 235.2 | 0.138 | 0.164 | 18.7% | Yes |
| ANT 1 | Body & Hotspot | 43.3% | 24.4 | 119.3 | 63.3% | 22.8 | 120.6 | 0.652 | 0.645 | -1.1% | No |
| ANT 1 | Hotspot | 43.3% | 24.4 | 119.3 | 63.3% | 22.8 | 120.6 | 0.941 | 0.930 | -1.1% | No |
| Antenna | RF Exposure Condition | LTE B41 PC2 | | | LTE B41 PC3 | | | | PC2 Linearly scaled Reported SAR (W/kg) | Linearly scaled (<10%) | Testing Required |
| Duty Cycle (%) | Max Output Power | Frame Avg Pwr (mW) | Duty Cycle (%) | Max Output Power | Frame Avg Pwr (mW) | Reported SAR (W/kg) | | | | | |
| ANT 2 | Head | 43.3% | 22.1 | 70.2 | 63.3% | 20.5 | 71.0 | 0.930 | 0.920 | -1.1% | No |
| ANT 2 | Body & Hotspot | 43.3% | 23.1 | 88.4 | 63.3% | 21.5 | 89.4 | 0.924 | 0.914 | -1.1% | No |
| ANT 2 | Hotspot | 43.3% | 23.1 | 88.4 | 63.3% | 21.5 | 89.4 | 0.790 | 0.781 | -1.1% | No |
| Antenna | RF Exposure Condition | LTE B41 PC2 | | | LTE B41 PC3 | | | | PC2 Linearly scaled Reported SAR (W/kg) | Linearly scaled (<10%) | Testing Required |
| Duty Cycle (%) | Max Output Power | Frame Avg Pwr (mW) | Duty Cycle (%) | Max Output Power | Frame Avg Pwr (mW) | Reported SAR (W/kg) | | | | | |
| ANT 3 | Head | 43.3% | 26.3 | 184.7 | 63.3% | 24.7 | 186.8 | 0.407 | 0.403 | -1.1% | No |
| ANT 3 | Body & Hotspot | 43.3% | 22.5 | 77.0 | 63.3% | 20.9 | 77.9 | 0.655 | 0.647 | -1.2% | No |
| ANT 3 | Hotspot | 43.3% | 22.5 | 77.0 | 63.3% | 20.9 | 77.9 | 0.929 | 0.918 | -1.2% | No |
| Antenna | RF Exposure Condition | LTE B41 PC2 | | | LTE B41 PC3 | | | | PC2 Linearly scaled Reported SAR (W/kg) | Linearly scaled (<10%) | Testing Required |
| Duty Cycle (%) | Max Output Power | Frame Avg Pwr (mW) | Duty Cycle (%) | Max Output Power | Frame Avg Pwr (mW) | Reported SAR (W/kg) | | | | | |
| ANT 4 | Head | 43.3% | 23.7 | 101.5 | 63.3% | 22.1 | 102.7 | 0.929 | 0.919 | -1.1% | No |
| ANT 4 | Body & Hotspot | 43.3% | 22.4 | 75.3 | 63.3% | 20.8 | 76.1 | 0.661 | 0.654 | -1.1% | No |
| ANT 4 | Hotspot | 43.3% | 22.4 | 75.3 | 63.3% | 20.8 | 76.1 | 0.937 | 0.926 | -1.1% | No |

Conclusion:

SAR testing for Power Class 2 is required for ANT 1 Mode A Head only because the PC2 reported SAR vs. output power linearly scaled >10%.

| Antenna | RF Exposure Condition | Mode | Power Mode | Dist (mm) | Test Position | Channel | Freq. (MHz) | RB Allocation | Max Output Pwr (dBm) | Meas. (dBm) | 1-g Meas. (W/kg) | 1-g Scaled (W/kg) | 10-g Meas. (W/kg) | 10-g Scaled (W/kg) | Plot No. |
|---------|-----------------------|------|------------|-----------|---------------|---------|-------------|---------------|----------------------|-------------|------------------|-------------------|-------------------|--------------------|----------|
| ANT 1 | Head | QPSK | Mode A | 0 | Right Cheek | 40620 | 2593 | 1 | 28.1 | 27.5 | 0.161 | 0.185 | 0.084 | 0.096 | |
| ANT 1 | Head | QPSK | Mode A | 0 | Right Cheek | 40620 | 2593 | 50 | 27.7 | 27.0 | 0.147 | 0.173 | 0.077 | 0.090 | |

10.16. LTE Band 48 (20MHz Bandwidth)

Table with 16 columns: Antenna, RF Exposure Condition, Mode, Power Mode, Dist (mm), Test Position, Channel, Freq. (MHz), RB Allocation, RB Offset, Max Output Pwr (dBm), Meas. (dBm), 1-g Meas. (W/kg), 1-g Scaled (W/kg), 10-g Meas. (W/kg), 10-g Scaled (W/kg), Plot No.

Table with 17 columns: Antenna, RF Exposure Condition, Mode, Power Mode, Dist (mm), Test Position, Channel, Freq. (MHz), RB Allocation, RB Offset, Max Output Pwr (dBm), Meas. (dBm), 1-g Meas. (W/kg), 1-g Scaled (W/kg), 10-g Meas. (W/kg), 10-g Scaled (W/kg), Plot No.

UL CA 48C

Table with 17 columns: Antenna, RF Exposure Condition, Mode, Power Mode, Dist (mm), Test Position, Channel, Freq. (MHz), RB Allocation, RB Offset, Max Output Pwr (dBm), Meas. (dBm), 1-g Meas. (W/kg), 1-g Scaled (W/kg), 10-g Meas. (W/kg), 10-g Scaled (W/kg), Plot No.

Note(s):

PCC RB allocation setting for UL CA has been adjusted based on the worst-case power. Additional SAR for UL CA PC2 is not required. Test reduction has been applied based on standalone SAR.

10.17. LTE Band 53 (10MHz Bandwidth)

Table with 17 columns: Antenna, RF Exposure Condition, Mode, Power Mode, Dist (mm), Test Position, Channel, Freq. (MHz), RB Allocation, RB Offset, Max Output Pwr (dBm), Meas. (dBm), 1-g Meas. (W/kg), 1-g Scaled (W/kg), 10-g Meas. (W/kg), 10-g Scaled (W/kg), Plot No.

10.18. LTE Band 66 (20MHz Bandwidth)

| Antenna | RF Exposure Condition | Mode | Power Mode | Dist (mm) | Test Position | Channel | Freq. (MHz) | RB Allocation | RB Offset | Max Output Pwr (dBm) | Meas. (dBm) | 1-g Meas. (W/kg) | 1-g Scaled (W/kg) | 10-g Meas. (W/kg) | 10-g Scaled (W/kg) | Plot No. |
|---------|-----------------------|------|------------|-----------|---------------|---------|-------------|---------------|-----------|----------------------|-------------|------------------|-------------------|-------------------|--------------------|----------|
| ANT 1 | Head | QPSK | Mode A | 0 | Left Cheek | 132322 | 1745 | 1 | 49 | 25.3 | 25.1 | 0.116 | 0.121 | 0.078 | 0.082 | |
| ANT 1 | Head | QPSK | Mode A | 0 | Left Cheek | 132322 | 1745 | 50 | 24 | 24.7 | 24.7 | 0.101 | 0.101 | 0.067 | 0.067 | |
| ANT 1 | Head | QPSK | Mode A | 0 | Left Tilt | 132322 | 1745 | 1 | 49 | 25.3 | 25.1 | 0.071 | 0.074 | 0.045 | 0.047 | |
| ANT 1 | Head | QPSK | Mode A | 0 | Left Tilt | 132322 | 1745 | 50 | 24 | 24.7 | 24.7 | 0.058 | 0.058 | 0.037 | 0.037 | |
| ANT 1 | Head | QPSK | Mode A | 0 | Right Cheek | 132322 | 1745 | 1 | 49 | 25.3 | 25.1 | 0.220 | 0.230 | 0.143 | 0.150 | |
| ANT 1 | Head | QPSK | Mode A | 0 | Right Cheek | 132322 | 1745 | 50 | 24 | 24.7 | 24.7 | 0.192 | 0.192 | 0.125 | 0.125 | |
| ANT 1 | Head | QPSK | Mode A | 0 | Right Tilt | 132322 | 1745 | 1 | 49 | 25.3 | 25.1 | 0.062 | 0.065 | 0.042 | 0.044 | |
| ANT 1 | Head | QPSK | Mode A | 0 | Right Tilt | 132322 | 1745 | 50 | 24 | 24.7 | 24.7 | 0.054 | 0.054 | 0.037 | 0.037 | |
| ANT 1 | Body & Hotspot | QPSK | Mode B | 5 | Back | 132322 | 1745 | 1 | 49 | 19.5 | 18.4 | 0.471 | 0.607 | 0.243 | 0.313 | |
| ANT 1 | Body & Hotspot | QPSK | Mode B | 5 | Back | 132322 | 1745 | 50 | 24 | 19.5 | 18.4 | 0.485 | 0.625 | 0.250 | 0.322 | |
| ANT 1 | Body & Hotspot | QPSK | Mode B | 5 | Front | 132322 | 1745 | 1 | 49 | 19.5 | 18.4 | 0.395 | 0.509 | 0.195 | 0.251 | |
| ANT 1 | Body & Hotspot | QPSK | Mode B | 5 | Front | 132322 | 1745 | 50 | 24 | 19.5 | 18.4 | 0.403 | 0.519 | 0.199 | 0.256 | |
| ANT 1 | Hotspot | QPSK | Mode B | 5 | Edge Right | 132322 | 1745 | 1 | 49 | 19.5 | 18.4 | 0.119 | 0.153 | 0.058 | 0.075 | |
| ANT 1 | Hotspot | QPSK | Mode B | 5 | Edge Right | 132322 | 1745 | 50 | 24 | 19.5 | 18.4 | 0.116 | 0.149 | 0.057 | 0.073 | |
| ANT 1 | Hotspot | QPSK | Mode B | 5 | Edge Bottom | 132072 | 1720 | 1 | 49 | 19.5 | 18.4 | 0.681 | 0.877 | 0.330 | 0.425 | |
| ANT 1 | Hotspot | QPSK | Mode B | 5 | Edge Bottom | 132072 | 1720 | 50 | 24 | 19.5 | 18.4 | 0.696 | 0.897 | 0.336 | 0.433 | |
| ANT 1 | Hotspot | QPSK | Mode B | 5 | Edge Bottom | 132322 | 1745 | 1 | 49 | 19.5 | 18.4 | 0.666 | 0.858 | 0.322 | 0.415 | |
| ANT 1 | Hotspot | QPSK | Mode B | 5 | Edge Bottom | 132322 | 1745 | 50 | 24 | 19.5 | 18.4 | 0.690 | 0.889 | 0.334 | 0.430 | |
| ANT 1 | Hotspot | QPSK | Mode B | 5 | Edge Bottom | 132322 | 1745 | 100 | 0 | 19.5 | 18.4 | 0.688 | 0.886 | 0.332 | 0.428 | |
| ANT 1 | Hotspot | QPSK | Mode B | 5 | Edge Bottom | 132572 | 1770 | 1 | 49 | 19.5 | 18.3 | 0.703 | 0.927 | 0.344 | 0.453 | |
| ANT 1 | Hotspot | QPSK | Mode B | 5 | Edge Bottom | 132572 | 1770 | 50 | 24 | 19.5 | 18.3 | 0.719 | 0.948 | 0.349 | 0.460 | 49 |
| ANT 1 | Hotspot | QPSK | Mode B | 5 | Edge Left | 132322 | 1745 | 1 | 49 | 19.5 | 18.4 | 0.025 | 0.032 | 0.014 | 0.018 | |
| ANT 1 | Hotspot | QPSK | Mode B | 5 | Edge Left | 132322 | 1745 | 50 | 24 | 19.5 | 18.4 | 0.026 | 0.033 | 0.014 | 0.018 | |
| ANT 2 | Head | QPSK | Mode A | 0 | Left Cheek | 132322 | 1745 | 1 | 49 | 20.0 | 18.9 | 0.488 | 0.629 | 0.239 | 0.308 | |
| ANT 2 | Head | QPSK | Mode A | 0 | Left Cheek | 132322 | 1745 | 50 | 24 | 20.0 | 19.0 | 0.497 | 0.626 | 0.244 | 0.307 | |
| ANT 2 | Head | QPSK | Mode A | 0 | Left Tilt | 132322 | 1745 | 1 | 49 | 20.0 | 18.9 | 0.556 | 0.716 | 0.270 | 0.348 | |
| ANT 2 | Head | QPSK | Mode A | 0 | Left Tilt | 132322 | 1745 | 50 | 24 | 20.0 | 19.0 | 0.548 | 0.690 | 0.266 | 0.335 | |
| ANT 2 | Head | QPSK | Mode A | 0 | Right Cheek | 132322 | 1745 | 1 | 49 | 20.0 | 18.9 | 0.655 | 0.844 | 0.331 | 0.426 | |
| ANT 2 | Head | QPSK | Mode A | 0 | Right Cheek | 132322 | 1745 | 50 | 24 | 20.0 | 19.0 | 0.675 | 0.850 | 0.340 | 0.428 | |
| ANT 2 | Head | QPSK | Mode A | 0 | Right Tilt | 132072 | 1720 | 1 | 49 | 20.0 | 19.0 | 0.690 | 0.869 | 0.331 | 0.417 | |
| ANT 2 | Head | QPSK | Mode A | 0 | Right Tilt | 132072 | 1720 | 50 | 24 | 20.0 | 19.2 | 0.709 | 0.852 | 0.340 | 0.409 | |
| ANT 2 | Head | QPSK | Mode A | 0 | Right Tilt | 132322 | 1745 | 1 | 49 | 20.0 | 18.9 | 0.704 | 0.907 | 0.340 | 0.438 | |
| ANT 2 | Head | QPSK | Mode A | 0 | Right Tilt | 132322 | 1745 | 50 | 24 | 20.0 | 19.0 | 0.705 | 0.888 | 0.340 | 0.428 | |
| ANT 2 | Head | QPSK | Mode A | 0 | Right Tilt | 132322 | 1745 | 100 | 0 | 20.0 | 19.1 | 0.705 | 0.867 | 0.340 | 0.418 | |
| ANT 2 | Head | QPSK | Mode A | 0 | Right Tilt | 132572 | 1770 | 1 | 49 | 20.0 | 18.9 | 0.720 | 0.928 | 0.344 | 0.443 | |
| ANT 2 | Head | QPSK | Mode A | 0 | Right Tilt | 132572 | 1770 | 50 | 24 | 20.0 | 19.0 | 0.711 | 0.895 | 0.340 | 0.428 | |
| ANT 2 | Body & Hotspot | QPSK | Mode B | 5 | Back | 132322 | 1745 | 1 | 49 | 19.4 | 18.6 | 0.426 | 0.512 | 0.218 | 0.262 | |
| ANT 2 | Body & Hotspot | QPSK | Mode B | 5 | Back | 132322 | 1745 | 50 | 24 | 19.4 | 18.8 | 0.482 | 0.553 | 0.244 | 0.280 | |
| ANT 2 | Body & Hotspot | QPSK | Mode B | 5 | Front | 132322 | 1745 | 1 | 49 | 19.4 | 18.6 | 0.338 | 0.406 | 0.161 | 0.194 | |
| ANT 2 | Body & Hotspot | QPSK | Mode B | 5 | Front | 132322 | 1745 | 50 | 24 | 19.4 | 18.8 | 0.360 | 0.413 | 0.172 | 0.197 | |
| ANT 2 | Hotspot | QPSK | Mode B | 5 | Edge Top | 132072 | 1720 | 1 | 49 | 19.4 | 18.8 | 0.652 | 0.749 | 0.306 | 0.351 | |
| ANT 2 | Hotspot | QPSK | Mode B | 5 | Edge Top | 132072 | 1720 | 50 | 24 | 19.4 | 18.9 | 0.670 | 0.752 | 0.315 | 0.353 | |
| ANT 2 | Hotspot | QPSK | Mode B | 5 | Edge Top | 132322 | 1745 | 1 | 49 | 19.4 | 18.6 | 0.717 | 0.862 | 0.336 | 0.404 | |
| ANT 2 | Hotspot | QPSK | Mode B | 5 | Edge Top | 132322 | 1745 | 50 | 24 | 19.4 | 18.8 | 0.735 | 0.844 | 0.345 | 0.396 | |
| ANT 2 | Hotspot | QPSK | Mode B | 5 | Edge Top | 132322 | 1745 | 100 | 0 | 19.4 | 18.7 | 0.731 | 0.859 | 0.343 | 0.403 | |
| ANT 2 | Hotspot | QPSK | Mode B | 5 | Edge Top | 132572 | 1770 | 1 | 49 | 19.4 | 18.6 | 0.769 | 0.925 | 0.360 | 0.433 | |
| ANT 2 | Hotspot | QPSK | Mode B | 5 | Edge Top | 132572 | 1770 | 50 | 24 | 19.4 | 18.7 | 0.778 | 0.914 | 0.364 | 0.428 | |
| ANT 2 | Hotspot | QPSK | Mode B | 5 | Edge Right | 132322 | 1745 | 1 | 49 | 19.4 | 18.6 | 0.009 | 0.011 | 0.004 | 0.005 | |
| ANT 2 | Hotspot | QPSK | Mode B | 5 | Edge Right | 132322 | 1745 | 50 | 24 | 19.4 | 18.8 | 0.007 | 0.008 | 0.003 | 0.003 | |
| ANT 2 | Hotspot | QPSK | Mode B | 5 | Edge Left | 132322 | 1745 | 1 | 49 | 19.4 | 18.6 | 0.118 | 0.142 | 0.063 | 0.076 | |
| ANT 2 | Hotspot | QPSK | Mode B | 5 | Edge Left | 132322 | 1745 | 50 | 24 | 19.4 | 18.8 | 0.119 | 0.137 | 0.063 | 0.072 | |
| ANT 3 | Head | QPSK | Mode A | 0 | Left Cheek | 132322 | 1745 | 1 | 49 | 22.8 | 22.6 | 0.137 | 0.143 | 0.088 | 0.092 | |
| ANT 3 | Head | QPSK | Mode A | 0 | Left Cheek | 132322 | 1745 | 50 | 24 | 22.8 | 22.7 | 0.139 | 0.142 | 0.090 | 0.092 | |
| ANT 3 | Head | QPSK | Mode A | 0 | Left Tilt | 132322 | 1745 | 1 | 49 | 22.8 | 22.6 | 0.076 | 0.080 | 0.049 | 0.051 | |
| ANT 3 | Head | QPSK | Mode A | 0 | Left Tilt | 132322 | 1745 | 50 | 24 | 22.8 | 22.7 | 0.098 | 0.100 | 0.064 | 0.065 | |
| ANT 3 | Head | QPSK | Mode A | 0 | Right Cheek | 132322 | 1745 | 1 | 49 | 22.8 | 22.6 | 0.093 | 0.097 | 0.059 | 0.062 | |
| ANT 3 | Head | QPSK | Mode A | 0 | Right Cheek | 132322 | 1745 | 50 | 24 | 22.8 | 22.7 | 0.096 | 0.098 | 0.061 | 0.062 | |
| ANT 3 | Head | QPSK | Mode A | 0 | Right Tilt | 132322 | 1745 | 1 | 49 | 22.8 | 22.6 | 0.066 | 0.069 | 0.041 | 0.043 | |
| ANT 3 | Head | QPSK | Mode A | 0 | Right Tilt | 132322 | 1745 | 50 | 24 | 22.8 | 22.7 | 0.069 | 0.071 | 0.043 | 0.044 | |
| ANT 3 | Body & Hotspot | QPSK | Mode B | 5 | Back | 132072 | 1720 | 1 | 49 | 22.1 | 21.6 | 0.673 | 0.755 | 0.356 | 0.399 | |
| ANT 3 | Body & Hotspot | QPSK | Mode B | 5 | Back | 132072 | 1720 | 50 | 24 | 22.1 | 21.8 | 0.694 | 0.744 | 0.367 | 0.393 | |
| ANT 3 | Body & Hotspot | QPSK | Mode B | 5 | Back | 132322 | 1745 | 1 | 49 | 22.1 | 21.7 | 0.757 | 0.830 | 0.394 | 0.432 | |
| ANT 3 | Body & Hotspot | QPSK | Mode B | 5 | Back | 132322 | 1745 | 50 | 24 | 22.1 | 21.8 | 0.757 | 0.811 | 0.395 | 0.423 | |
| ANT 3 | Body & Hotspot | QPSK | Mode B | 5 | Back | 132322 | 1745 | 100 | 0 | 22.1 | 21.8 | 0.756 | 0.810 | 0.394 | 0.422 | |
| ANT 3 | Body & Hotspot | QPSK | Mode B | 5 | Back | 132572 | 1770 | 1 | 49 | 22.1 | 21.7 | 0.831 | 0.911 | 0.426 | 0.467 | |
| ANT 3 | Body & Hotspot | QPSK | Mode B | 5 | Back | 132572 | 1770 | 50 | 24 | 22.1 | 21.6 | 0.843 | 0.946 | 0.432 | 0.485 | 50 |
| ANT 3 | Body & Hotspot | QPSK | Mode B | 5 | Front | 132322 | 1745 | 1 | 49 | 22.1 | 21.7 | 0.325 | 0.356 | 0.185 | 0.203 | |
| ANT 3 | Body & Hotspot | QPSK | Mode B | 5 | Front | 132322 | 1745 | 50 | 24 | 22.1 | 21.8 | 0.332 | 0.356 | 0.189 | 0.203 | |
| ANT 3 | Hotspot | QPSK | Mode B | 5 | Edge Bottom | 132322 | 1745 | 1 | 49 | 22.1 | 21.7 | 0.313 | 0.343 | 0.169 | 0.185 | |
| ANT 3 | Hotspot | QPSK | Mode B | 5 | Edge Bottom | 132322 | 1745 | 50 | 24 | 22.1 | 21.8 | 0.323 | 0.346 | 0.174 | 0.186 | |
| ANT 3 | Hotspot | QPSK | Mode B | 5 | Edge Left | 132322 | 1745 | 1 | 49 | 22.1 | 21.7 | 0.629 | 0.690 | 0.339 | 0.372 | |
| ANT 3 | Hotspot | QPSK | Mode B | 5 | Edge Left | 132322 | 1745 | 50 | 24 | 22.1 | 21.8 | 0.633 | 0.678 | 0.341 | 0.365 | |

10.20. NR Band n5 (20MHz Bandwidth)

| Antenna | RF Exposure Condition | Mode | Power Mode | Dist (mm) | Test Position | Channel | Freq. (MHz) | RB Allocation | RB Offset | Max Output Pwr (dBm) | Meas. (dBm) | 1-g Meas. (W/kg) | 1-g Scaled (W/kg) | 10-g Meas. (W/kg) | 10-g Scaled (W/kg) | Plot No. |
|---------|-----------------------|---------------------|------------|-----------|---------------|---------|-------------|---------------|-----------|----------------------|-------------|------------------|-------------------|-------------------|--------------------|----------|
| ANT 1 | Head | DFT-s-OFDM π/2 BPSK | Mode A | 0 | Left Cheek | 167300 | 836.5 | 1 | 53 | 25.7 | 25.7 | 0.189 | 0.189 | 0.147 | 0.147 | |
| ANT 1 | Head | DFT-s-OFDM π/2 BPSK | Mode A | 0 | Left Cheek | 167300 | 836.5 | 50 | 28 | 25.7 | 25.5 | 0.201 | 0.210 | 0.155 | 0.162 | |
| ANT 1 | Head | DFT-s-OFDM π/2 BPSK | Mode A | 0 | Left Tilt | 167300 | 836.5 | 1 | 53 | 25.7 | 25.7 | 0.080 | 0.080 | 0.063 | 0.063 | |
| ANT 1 | Head | DFT-s-OFDM π/2 BPSK | Mode A | 0 | Left Tilt | 167300 | 836.5 | 50 | 28 | 25.7 | 25.5 | 0.091 | 0.095 | 0.072 | 0.075 | |
| ANT 1 | Head | DFT-s-OFDM π/2 BPSK | Mode A | 0 | Right Cheek | 167300 | 836.5 | 1 | 53 | 25.7 | 25.7 | 0.216 | 0.216 | 0.168 | 0.168 | |
| ANT 1 | Head | DFT-s-OFDM π/2 BPSK | Mode A | 0 | Right Cheek | 167300 | 836.5 | 50 | 28 | 25.7 | 25.5 | 0.208 | 0.218 | 0.162 | 0.170 | |
| ANT 1 | Head | DFT-s-OFDM π/2 BPSK | Mode A | 0 | Right Tilt | 167300 | 836.5 | 1 | 53 | 25.7 | 25.7 | 0.086 | 0.086 | 0.067 | 0.067 | |
| ANT 1 | Head | DFT-s-OFDM π/2 BPSK | Mode A | 0 | Right Tilt | 167300 | 836.5 | 50 | 28 | 25.7 | 25.5 | 0.087 | 0.091 | 0.069 | 0.072 | |
| ANT 1 | Body & Hotspot | DFT-s-OFDM π/2 BPSK | Mode B | 5 | Back | 167300 | 836.5 | 1 | 53 | 25.7 | 25.7 | 0.665 | 0.665 | 0.377 | 0.377 | |
| ANT 1 | Body & Hotspot | DFT-s-OFDM π/2 BPSK | Mode B | 5 | Back | 167300 | 836.5 | 50 | 28 | 25.7 | 25.5 | 0.577 | 0.604 | 0.335 | 0.351 | |
| ANT 1 | Body & Hotspot | DFT-s-OFDM π/2 BPSK | Mode B | 5 | Front | 167300 | 836.5 | 1 | 53 | 25.7 | 25.7 | 0.351 | 0.351 | 0.213 | 0.213 | |
| ANT 1 | Body & Hotspot | DFT-s-OFDM π/2 BPSK | Mode B | 5 | Front | 167300 | 836.5 | 50 | 28 | 25.7 | 25.5 | 0.366 | 0.383 | 0.221 | 0.231 | |
| ANT 1 | Hotspot | DFT-s-OFDM π/2 BPSK | Mode B | 5 | Edge Right | 167300 | 836.5 | 1 | 53 | 25.7 | 25.7 | 0.621 | 0.621 | 0.403 | 0.403 | 55 |
| ANT 1 | Hotspot | DFT-s-OFDM π/2 BPSK | Mode B | 5 | Edge Right | 167300 | 836.5 | 50 | 28 | 25.7 | 25.5 | 0.586 | 0.614 | 0.383 | 0.401 | |
| ANT 1 | Hotspot | DFT-s-OFDM π/2 BPSK | Mode B | 5 | Edge Bottom | 167300 | 836.5 | 1 | 53 | 25.7 | 25.7 | 0.345 | 0.345 | 0.156 | 0.156 | |
| ANT 1 | Hotspot | DFT-s-OFDM π/2 BPSK | Mode B | 5 | Edge Bottom | 167300 | 836.5 | 50 | 28 | 25.7 | 25.5 | 0.343 | 0.359 | 0.156 | 0.163 | |
| ANT 1 | Hotspot | DFT-s-OFDM π/2 BPSK | Mode B | 5 | Edge Left | 167300 | 836.5 | 1 | 53 | 25.7 | 25.7 | 0.193 | 0.193 | 0.127 | 0.127 | |
| ANT 1 | Hotspot | DFT-s-OFDM π/2 BPSK | Mode B | 5 | Edge Left | 167300 | 836.5 | 50 | 28 | 25.7 | 25.5 | 0.191 | 0.200 | 0.125 | 0.131 | |
| ANT 2 | Head | DFT-s-OFDM π/2 BPSK | Mode A | 0 | Left Cheek | 167300 | 836.5 | 1 | 53 | 24.5 | 24.2 | 0.534 | 0.572 | 0.384 | 0.411 | |
| ANT 2 | Head | DFT-s-OFDM π/2 BPSK | Mode A | 0 | Left Cheek | 167300 | 836.5 | 50 | 28 | 24.5 | 24.1 | 0.498 | 0.546 | 0.359 | 0.394 | |
| ANT 2 | Head | DFT-s-OFDM π/2 BPSK | Mode A | 0 | Left Tilt | 167300 | 836.5 | 1 | 53 | 24.5 | 24.2 | 0.387 | 0.415 | 0.237 | 0.254 | |
| ANT 2 | Head | DFT-s-OFDM π/2 BPSK | Mode A | 0 | Left Tilt | 167300 | 836.5 | 50 | 28 | 24.5 | 24.1 | 0.455 | 0.499 | 0.264 | 0.289 | |
| ANT 2 | Head | DFT-s-OFDM π/2 BPSK | Mode A | 0 | Right Cheek | 167300 | 836.5 | 1 | 53 | 24.5 | 24.2 | 0.656 | 0.703 | 0.426 | 0.456 | |
| ANT 2 | Head | DFT-s-OFDM π/2 BPSK | Mode A | 0 | Right Cheek | 167300 | 836.5 | 50 | 28 | 24.5 | 24.1 | 0.672 | 0.737 | 0.433 | 0.475 | 56 |
| ANT 2 | Head | DFT-s-OFDM π/2 BPSK | Mode A | 0 | Right Tilt | 167300 | 836.5 | 1 | 53 | 24.5 | 24.2 | 0.528 | 0.566 | 0.285 | 0.305 | |
| ANT 2 | Head | DFT-s-OFDM π/2 BPSK | Mode A | 0 | Right Tilt | 167300 | 836.5 | 50 | 28 | 24.5 | 24.1 | 0.528 | 0.579 | 0.287 | 0.315 | |
| ANT 2 | Body & Hotspot | DFT-s-OFDM π/2 BPSK | Mode B | 5 | Back | 167300 | 836.5 | 1 | 53 | 24.7 | 24.6 | 0.734 | 0.751 | 0.434 | 0.444 | |
| ANT 2 | Body & Hotspot | DFT-s-OFDM π/2 BPSK | Mode B | 5 | Back | 167300 | 836.5 | 50 | 28 | 24.7 | 24.2 | 0.700 | 0.785 | 0.412 | 0.462 | 57 |
| ANT 2 | Body & Hotspot | DFT-s-OFDM π/2 BPSK | Mode B | 5 | Front | 167300 | 836.5 | 1 | 53 | 24.7 | 24.6 | 0.328 | 0.336 | 0.217 | 0.222 | |
| ANT 2 | Body & Hotspot | DFT-s-OFDM π/2 BPSK | Mode B | 5 | Front | 167300 | 836.5 | 50 | 28 | 24.7 | 24.2 | 0.316 | 0.355 | 0.210 | 0.236 | |
| ANT 2 | Hotspot | DFT-s-OFDM π/2 BPSK | Mode B | 5 | Edge Top | 167300 | 836.5 | 1 | 53 | 24.7 | 24.6 | 0.236 | 0.241 | 0.115 | 0.118 | |
| ANT 2 | Hotspot | DFT-s-OFDM π/2 BPSK | Mode B | 5 | Edge Top | 167300 | 836.5 | 50 | 28 | 24.7 | 24.2 | 0.243 | 0.273 | 0.118 | 0.132 | |
| ANT 2 | Hotspot | DFT-s-OFDM π/2 BPSK | Mode B | 5 | Edge Right | 167300 | 836.5 | 1 | 53 | 24.7 | 24.6 | 0.143 | 0.146 | 0.093 | 0.095 | |
| ANT 2 | Hotspot | DFT-s-OFDM π/2 BPSK | Mode B | 5 | Edge Right | 167300 | 836.5 | 50 | 28 | 24.7 | 24.2 | 0.137 | 0.154 | 0.090 | 0.101 | |
| ANT 2 | Hotspot | DFT-s-OFDM π/2 BPSK | Mode B | 5 | Edge Left | 167300 | 836.5 | 1 | 53 | 24.7 | 24.6 | 0.275 | 0.281 | 0.178 | 0.182 | |
| ANT 2 | Hotspot | DFT-s-OFDM π/2 BPSK | Mode B | 5 | Edge Left | 167300 | 836.5 | 50 | 28 | 24.7 | 24.2 | 0.263 | 0.295 | 0.171 | 0.192 | |
| ANT 3 | Head | DFT-s-OFDM π/2 BPSK | Mode A | 0 | Left Cheek | 167300 | 836.5 | 1 | 53 | 25.4 | 25.0 | 0.127 | 0.139 | 0.099 | 0.109 | |
| ANT 3 | Head | DFT-s-OFDM π/2 BPSK | Mode A | 0 | Left Cheek | 167300 | 836.5 | 50 | 28 | 25.4 | 25.1 | 0.114 | 0.122 | 0.089 | 0.095 | |
| ANT 3 | Head | DFT-s-OFDM π/2 BPSK | Mode A | 0 | Left Tilt | 167300 | 836.5 | 1 | 53 | 25.4 | 25.0 | 0.067 | 0.073 | 0.053 | 0.058 | |
| ANT 3 | Head | DFT-s-OFDM π/2 BPSK | Mode A | 0 | Left Tilt | 167300 | 836.5 | 50 | 28 | 25.4 | 25.1 | 0.057 | 0.061 | 0.045 | 0.048 | |
| ANT 3 | Head | DFT-s-OFDM π/2 BPSK | Mode A | 0 | Right Cheek | 167300 | 836.5 | 1 | 53 | 25.4 | 25.0 | 0.090 | 0.099 | 0.073 | 0.080 | |
| ANT 3 | Head | DFT-s-OFDM π/2 BPSK | Mode A | 0 | Right Cheek | 167300 | 836.5 | 50 | 28 | 25.4 | 25.1 | 0.087 | 0.093 | 0.068 | 0.073 | |
| ANT 3 | Head | DFT-s-OFDM π/2 BPSK | Mode A | 0 | Right Tilt | 167300 | 836.5 | 1 | 53 | 25.4 | 25.0 | 0.056 | 0.061 | 0.044 | 0.048 | |
| ANT 3 | Head | DFT-s-OFDM π/2 BPSK | Mode A | 0 | Right Tilt | 167300 | 836.5 | 50 | 28 | 25.4 | 25.1 | 0.051 | 0.055 | 0.040 | 0.043 | |
| ANT 3 | Body & Hotspot | DFT-s-OFDM π/2 BPSK | Mode B | 5 | Back | 167300 | 836.5 | 1 | 53 | 25.3 | 24.9 | 0.604 | 0.662 | 0.320 | 0.351 | |
| ANT 3 | Body & Hotspot | DFT-s-OFDM π/2 BPSK | Mode B | 5 | Back | 167300 | 836.5 | 50 | 28 | 25.3 | 25.0 | 0.657 | 0.704 | 0.347 | 0.372 | |
| ANT 3 | Body & Hotspot | DFT-s-OFDM π/2 BPSK | Mode B | 5 | Front | 167300 | 836.5 | 1 | 53 | 25.3 | 24.9 | 0.240 | 0.263 | 0.138 | 0.151 | |
| ANT 3 | Body & Hotspot | DFT-s-OFDM π/2 BPSK | Mode B | 5 | Front | 167300 | 836.5 | 50 | 28 | 25.3 | 25.0 | 0.204 | 0.219 | 0.116 | 0.124 | |
| ANT 3 | Hotspot | DFT-s-OFDM π/2 BPSK | Mode B | 5 | Edge Bottom | 167300 | 836.5 | 1 | 53 | 25.3 | 24.9 | 0.251 | 0.275 | 0.103 | 0.113 | |
| ANT 3 | Hotspot | DFT-s-OFDM π/2 BPSK | Mode B | 5 | Edge Bottom | 167300 | 836.5 | 50 | 28 | 25.3 | 25.0 | 0.232 | 0.249 | 0.094 | 0.101 | |
| ANT 3 | Hotspot | DFT-s-OFDM π/2 BPSK | Mode B | 5 | Edge Left | 167300 | 836.5 | 1 | 53 | 25.3 | 24.9 | 0.369 | 0.405 | 0.160 | 0.175 | |
| ANT 3 | Hotspot | DFT-s-OFDM π/2 BPSK | Mode B | 5 | Edge Left | 167300 | 836.5 | 50 | 28 | 25.3 | 25.0 | 0.299 | 0.320 | 0.131 | 0.140 | |

10.21. NR Band n7 (40MHz Bandwidth)

| Antenna | RF Exposure Condition | Mode | Power Mode | Dist (mm) | Test Position | Channel | Freq. (MHz) | RB Allocation | RB Offset | Max Output Pwr (dBm) | Meas. (dBm) | 1-g Meas. (W/kg) | 1-g Scaled (W/kg) | 10-g Meas. (W/kg) | 10-g Scaled (W/kg) | Plot No. |
|---------|-----------------------|-------------------------|------------|-----------|---------------|---------|-------------|---------------|-----------|----------------------|-------------|------------------|-------------------|-------------------|--------------------|----------|
| ANT 1 | Head | DFT-s-OFDM $\pi/2$ BPSK | Mode A | 0 | Left Cheek | 507000 | 2535 | 1 | 108 | 20.0 | 19.6 | 0.115 | 0.126 | 0.068 | 0.075 | |
| ANT 1 | Head | DFT-s-OFDM $\pi/2$ BPSK | Mode A | 0 | Left Cheek | 507000 | 2535 | 108 | 54 | 20.0 | 19.6 | 0.135 | 0.148 | 0.064 | 0.070 | |
| ANT 1 | Head | DFT-s-OFDM $\pi/2$ BPSK | Mode A | 0 | Left Tilt | 507000 | 2535 | 1 | 108 | 20.0 | 19.6 | 0.066 | 0.072 | 0.033 | 0.036 | |
| ANT 1 | Head | DFT-s-OFDM $\pi/2$ BPSK | Mode A | 0 | Left Tilt | 507000 | 2535 | 108 | 54 | 20.0 | 19.6 | 0.064 | 0.070 | 0.032 | 0.035 | |
| ANT 1 | Head | DFT-s-OFDM $\pi/2$ BPSK | Mode A | 0 | Right Cheek | 507000 | 2535 | 1 | 108 | 20.0 | 19.6 | 0.351 | 0.385 | 0.187 | 0.205 | |
| ANT 1 | Head | DFT-s-OFDM $\pi/2$ BPSK | Mode A | 0 | Right Cheek | 507000 | 2535 | 108 | 54 | 20.0 | 19.6 | 0.334 | 0.366 | 0.177 | 0.194 | |
| ANT 1 | Head | DFT-s-OFDM $\pi/2$ BPSK | Mode A | 0 | Right Tilt | 507000 | 2535 | 1 | 108 | 20.0 | 19.6 | 0.096 | 0.105 | 0.052 | 0.057 | |
| ANT 1 | Head | DFT-s-OFDM $\pi/2$ BPSK | Mode A | 0 | Right Tilt | 507000 | 2535 | 108 | 54 | 20.0 | 19.6 | 0.089 | 0.098 | 0.048 | 0.053 | |
| ANT 1 | Body & Hotspot | DFT-s-OFDM $\pi/2$ BPSK | Mode B | 5 | Back | 507000 | 2535 | 1 | 108 | 22.2 | 21.2 | 0.750 | 0.944 | 0.374 | 0.471 | 58 |
| ANT 1 | Body & Hotspot | DFT-s-OFDM $\pi/2$ BPSK | Mode B | 5 | Back | 507000 | 2535 | 108 | 54 | 22.2 | 21.2 | 0.718 | 0.904 | 0.360 | 0.453 | |
| ANT 1 | Body & Hotspot | DFT-s-OFDM $\pi/2$ BPSK | Mode B | 5 | Front | 507000 | 2535 | 1 | 108 | 22.2 | 21.2 | 0.412 | 0.519 | 0.159 | 0.200 | |
| ANT 1 | Body & Hotspot | DFT-s-OFDM $\pi/2$ BPSK | Mode B | 5 | Front | 507000 | 2535 | 108 | 54 | 22.2 | 21.2 | 0.353 | 0.444 | 0.140 | 0.176 | |
| ANT 1 | Hotspot | DFT-s-OFDM $\pi/2$ BPSK | Mode B | 5 | Edge Right | 507000 | 2535 | 1 | 108 | 22.2 | 21.2 | 0.731 | 0.920 | 0.316 | 0.398 | |
| ANT 1 | Hotspot | DFT-s-OFDM $\pi/2$ BPSK | Mode B | 5 | Edge Right | 507000 | 2535 | 108 | 54 | 22.2 | 21.2 | 0.721 | 0.908 | 0.312 | 0.393 | |
| ANT 1 | Hotspot | DFT-s-OFDM $\pi/2$ BPSK | Mode B | 5 | Edge Bottom | 507000 | 2535 | 1 | 108 | 22.2 | 21.2 | 0.645 | 0.812 | 0.246 | 0.310 | |
| ANT 1 | Hotspot | DFT-s-OFDM $\pi/2$ BPSK | Mode B | 5 | Edge Bottom | 507000 | 2535 | 108 | 54 | 22.2 | 21.2 | 0.636 | 0.801 | 0.243 | 0.306 | |
| ANT 1 | Hotspot | DFT-s-OFDM $\pi/2$ BPSK | Mode B | 5 | Edge Left | 507000 | 2535 | 1 | 108 | 22.2 | 21.2 | 0.121 | 0.152 | 0.051 | 0.064 | |
| ANT 1 | Hotspot | DFT-s-OFDM $\pi/2$ BPSK | Mode B | 5 | Edge Left | 507000 | 2535 | 108 | 54 | 22.2 | 21.2 | 0.121 | 0.152 | 0.051 | 0.064 | |
| ANT 2 | Head | DFT-s-OFDM $\pi/2$ BPSK | Mode A | 0 | Left Cheek | 507000 | 2535 | 1 | 108 | 18.5 | 17.9 | 0.386 | 0.443 | 0.153 | 0.176 | |
| ANT 2 | Head | DFT-s-OFDM $\pi/2$ BPSK | Mode A | 0 | Left Cheek | 507000 | 2535 | 108 | 54 | 18.5 | 17.9 | 0.375 | 0.431 | 0.150 | 0.172 | |
| ANT 2 | Head | DFT-s-OFDM $\pi/2$ BPSK | Mode A | 0 | Left Tilt | 507000 | 2535 | 1 | 108 | 18.5 | 17.9 | 0.457 | 0.525 | 0.174 | 0.200 | |
| ANT 2 | Head | DFT-s-OFDM $\pi/2$ BPSK | Mode A | 0 | Left Tilt | 507000 | 2535 | 108 | 54 | 18.5 | 17.9 | 0.450 | 0.517 | 0.171 | 0.196 | |
| ANT 2 | Head | DFT-s-OFDM $\pi/2$ BPSK | Mode A | 0 | Right Cheek | 507000 | 2535 | 1 | 108 | 18.5 | 17.9 | 0.794 | 0.912 | 0.339 | 0.389 | |
| ANT 2 | Head | DFT-s-OFDM $\pi/2$ BPSK | Mode A | 0 | Right Cheek | 507000 | 2535 | 108 | 54 | 18.5 | 17.9 | 0.801 | 0.920 | 0.341 | 0.392 | |
| ANT 2 | Head | DFT-s-OFDM $\pi/2$ BPSK | Mode A | 0 | Right Tilt | 507000 | 2535 | 1 | 108 | 18.5 | 17.9 | 0.572 | 0.657 | 0.219 | 0.251 | |
| ANT 2 | Head | DFT-s-OFDM $\pi/2$ BPSK | Mode A | 0 | Right Tilt | 507000 | 2535 | 108 | 54 | 18.5 | 17.9 | 0.592 | 0.680 | 0.226 | 0.259 | |
| ANT 2 | Body & Hotspot | DFT-s-OFDM $\pi/2$ BPSK | Mode B | 5 | Back | 507000 | 2535 | 1 | 108 | 19.5 | 19.2 | 0.851 | 0.912 | 0.332 | 0.356 | |
| ANT 2 | Body & Hotspot | DFT-s-OFDM $\pi/2$ BPSK | Mode B | 5 | Back | 507000 | 2535 | 108 | 54 | 19.5 | 19.2 | 0.853 | 0.914 | 0.331 | 0.355 | |
| ANT 2 | Body & Hotspot | DFT-s-OFDM $\pi/2$ BPSK | Mode B | 5 | Front | 507000 | 2535 | 1 | 108 | 19.5 | 19.2 | 0.559 | 0.599 | 0.235 | 0.252 | |
| ANT 2 | Body & Hotspot | DFT-s-OFDM $\pi/2$ BPSK | Mode B | 5 | Front | 507000 | 2535 | 108 | 54 | 19.5 | 19.2 | 0.612 | 0.656 | 0.255 | 0.273 | |
| ANT 2 | Hotspot | DFT-s-OFDM $\pi/2$ BPSK | Mode B | 5 | Edge Top | 507000 | 2535 | 1 | 108 | 19.5 | 19.2 | 0.446 | 0.478 | 0.161 | 0.173 | |
| ANT 2 | Hotspot | DFT-s-OFDM $\pi/2$ BPSK | Mode B | 5 | Edge Top | 507000 | 2535 | 108 | 54 | 19.5 | 19.2 | 0.427 | 0.458 | 0.155 | 0.166 | |
| ANT 2 | Hotspot | DFT-s-OFDM $\pi/2$ BPSK | Mode B | 5 | Edge Right | 507000 | 2535 | 1 | 108 | 19.5 | 19.2 | 0.041 | 0.044 | 0.019 | 0.020 | |
| ANT 2 | Hotspot | DFT-s-OFDM $\pi/2$ BPSK | Mode B | 5 | Edge Right | 507000 | 2535 | 108 | 54 | 19.5 | 19.2 | 0.040 | 0.043 | 0.019 | 0.020 | |
| ANT 2 | Hotspot | DFT-s-OFDM $\pi/2$ BPSK | Mode B | 5 | Edge Left | 507000 | 2535 | 1 | 108 | 19.5 | 19.2 | 0.872 | 0.934 | 0.375 | 0.402 | 59 |
| ANT 2 | Hotspot | DFT-s-OFDM $\pi/2$ BPSK | Mode B | 5 | Edge Left | 507000 | 2535 | 108 | 54 | 19.5 | 19.2 | 0.855 | 0.916 | 0.367 | 0.393 | |
| ANT 3 | Head | DFT-s-OFDM $\pi/2$ BPSK | Mode A | 0 | Left Cheek | 507000 | 2535 | 1 | 108 | 21.8 | 21.8 | 0.139 | 0.139 | 0.067 | 0.067 | |
| ANT 3 | Head | DFT-s-OFDM $\pi/2$ BPSK | Mode A | 0 | Left Cheek | 507000 | 2535 | 108 | 54 | 21.8 | 21.7 | 0.159 | 0.163 | 0.077 | 0.079 | |
| ANT 3 | Head | DFT-s-OFDM $\pi/2$ BPSK | Mode A | 0 | Left Tilt | 507000 | 2535 | 1 | 108 | 21.8 | 21.8 | 0.056 | 0.056 | 0.028 | 0.028 | |
| ANT 3 | Head | DFT-s-OFDM $\pi/2$ BPSK | Mode A | 0 | Left Tilt | 507000 | 2535 | 108 | 54 | 21.8 | 21.7 | 0.058 | 0.059 | 0.028 | 0.029 | |
| ANT 3 | Head | DFT-s-OFDM $\pi/2$ BPSK | Mode A | 0 | Right Cheek | 507000 | 2535 | 1 | 108 | 21.8 | 21.8 | 0.055 | 0.055 | 0.029 | 0.029 | |
| ANT 3 | Head | DFT-s-OFDM $\pi/2$ BPSK | Mode A | 0 | Right Cheek | 507000 | 2535 | 108 | 54 | 21.8 | 21.7 | 0.093 | 0.095 | 0.047 | 0.048 | |
| ANT 3 | Head | DFT-s-OFDM $\pi/2$ BPSK | Mode A | 0 | Right Tilt | 507000 | 2535 | 1 | 108 | 21.8 | 21.8 | 0.051 | 0.051 | 0.024 | 0.024 | |
| ANT 3 | Head | DFT-s-OFDM $\pi/2$ BPSK | Mode A | 0 | Right Tilt | 507000 | 2535 | 108 | 54 | 21.8 | 21.7 | 0.054 | 0.055 | 0.027 | 0.028 | |
| ANT 3 | Body & Hotspot | DFT-s-OFDM $\pi/2$ BPSK | Mode B | 5 | Back | 507000 | 2535 | 1 | 108 | 21.5 | 21.1 | 0.805 | 0.883 | 0.341 | 0.374 | |
| ANT 3 | Body & Hotspot | DFT-s-OFDM $\pi/2$ BPSK | Mode B | 5 | Back | 507000 | 2535 | 108 | 54 | 21.5 | 21.0 | 0.809 | 0.908 | 0.346 | 0.388 | |
| ANT 3 | Body & Hotspot | DFT-s-OFDM $\pi/2$ BPSK | Mode B | 5 | Front | 507000 | 2535 | 1 | 108 | 21.5 | 21.1 | 0.580 | 0.636 | 0.271 | 0.297 | |
| ANT 3 | Body & Hotspot | DFT-s-OFDM $\pi/2$ BPSK | Mode B | 5 | Front | 507000 | 2535 | 108 | 54 | 21.5 | 21.0 | 0.615 | 0.690 | 0.290 | 0.325 | |
| ANT 3 | Hotspot | DFT-s-OFDM $\pi/2$ BPSK | Mode B | 5 | Edge Bottom | 507000 | 2535 | 1 | 108 | 21.5 | 21.1 | 0.326 | 0.357 | 0.159 | 0.174 | |
| ANT 3 | Hotspot | DFT-s-OFDM $\pi/2$ BPSK | Mode B | 5 | Edge Bottom | 507000 | 2535 | 108 | 54 | 21.5 | 21.0 | 0.312 | 0.350 | 0.149 | 0.167 | |
| ANT 3 | Hotspot | DFT-s-OFDM $\pi/2$ BPSK | Mode B | 5 | Edge Left | 507000 | 2535 | 1 | 108 | 21.5 | 21.1 | 0.663 | 0.727 | 0.283 | 0.310 | |
| ANT 3 | Hotspot | DFT-s-OFDM $\pi/2$ BPSK | Mode B | 5 | Edge Left | 507000 | 2535 | 108 | 54 | 21.5 | 21.0 | 0.635 | 0.712 | 0.273 | 0.306 | |
| ANT 4 | Head | DFT-s-OFDM $\pi/2$ BPSK | Mode A | 0 | Left Cheek | 507000 | 2535 | 1 | 108 | 20.4 | 20.2 | 0.848 | 0.888 | 0.346 | 0.362 | |
| ANT 4 | Head | DFT-s-OFDM $\pi/2$ BPSK | Mode A | 0 | Left Cheek | 507000 | 2535 | 108 | 54 | 20.4 | 20.0 | 0.857 | 0.940 | 0.349 | 0.383 | 60 |
| ANT 4 | Head | DFT-s-OFDM $\pi/2$ BPSK | Mode A | 0 | Left Tilt | 507000 | 2535 | 1 | 108 | 20.4 | 20.2 | 0.224 | 0.235 | 0.110 | 0.115 | |
| ANT 4 | Head | DFT-s-OFDM $\pi/2$ BPSK | Mode A | 0 | Left Tilt | 507000 | 2535 | 108 | 54 | 20.4 | 20.0 | 0.232 | 0.254 | 0.114 | 0.125 | |
| ANT 4 | Head | DFT-s-OFDM $\pi/2$ BPSK | Mode A | 0 | Right Cheek | 507000 | 2535 | 1 | 108 | 20.4 | 20.2 | 0.267 | 0.280 | 0.135 | 0.141 | |
| ANT 4 | Head | DFT-s-OFDM $\pi/2$ BPSK | Mode A | 0 | Right Cheek | 507000 | 2535 | 108 | 54 | 20.4 | 20.0 | 0.260 | 0.285 | 0.131 | 0.144 | |
| ANT 4 | Head | DFT-s-OFDM $\pi/2$ BPSK | Mode A | 0 | Right Tilt | 507000 | 2535 | 1 | 108 | 20.4 | 20.2 | 0.071 | 0.074 | 0.037 | 0.039 | |
| ANT 4 | Head | DFT-s-OFDM $\pi/2$ BPSK | Mode A | 0 | Right Tilt | 507000 | 2535 | 108 | 54 | 20.4 | 20.0 | 0.070 | 0.077 | 0.036 | 0.039 | |
| ANT 4 | Body & Hotspot | DFT-s-OFDM $\pi/2$ BPSK | Mode B | 5 | Back | 507000 | 2535 | 1 | 108 | 20.5 | 20.4 | 0.794 | 0.812 | 0.332 | 0.340 | |
| ANT 4 | Body & Hotspot | DFT-s-OFDM $\pi/2$ BPSK | Mode B | 5 | Back | 507000 | 2535 | 108 | 54 | 20.5 | 20.4 | 0.805 | 0.824 | 0.335 | 0.343 | |
| ANT 4 | Body & Hotspot | DFT-s-OFDM $\pi/2$ BPSK | Mode B | 5 | Front | 507000 | 2535 | 1 | 108 | 20.5 | 20.4 | 0.440 | 0.450 | 0.194 | 0.199 | |
| ANT 4 | Body & Hotspot | DFT-s-OFDM $\pi/2$ BPSK | Mode B | 5 | Front | 507000 | 2535 | 108 | 54 | 20.5 | 20.4 | 0.442 | 0.452 | 0.194 | 0.199 | |
| ANT 4 | Hotspot | DFT-s-OFDM $\pi/2$ BPSK | Mode B | 5 | Edge Top | 507000 | 2535 | 1 | 108 | 20.5 | 20.4 | 0.082 | 0.084 | 0.040 | 0.041 | |
| ANT 4 | Hotspot | DFT-s-OFDM $\pi/2$ BPSK | Mode B | 5 | Edge Top | 507000 | 2535 | 108 | 54 | 20.5 | 20.4 | 0.081 | 0.083 | 0.041 | 0.042 | |
| ANT 4 | Hotspot | DFT-s-OFDM $\pi/2$ BPSK | Mode B | 5 | Edge Right | 507000 | 2535 | 1 | 108 | 20.5 | 20.4 | 0.887 | 0.908 | 0.356 | 0.364 | |
| ANT 4 | Hotspot | DFT-s-OFDM $\pi/2$ BPSK | Mode B | 5 | Edge Right | 507000 | 2535 | 108 | 54 | 20.5 | 20.4 | 0.868 | 0.888 | 0.347 | 0.355 | |

10.22. NR Band n12 (15MHz Bandwidth)

| Antenna | RF Exposure Condition | Mode | Power Mode | Dist (mm) | Test Position | Channel | Freq. (MHz) | RB Allocation | RB Offset | Max Output Pwr (dBm) | Meas. (dBm) | 1-g Meas. (W/kg) | 1-g Scaled (W/kg) | 10-g Meas. (W/kg) | 10-g Scaled (W/kg) | Plot No. |
|---------|-----------------------|---------------------|------------|-----------|---------------|---------|-------------|---------------|-----------|----------------------|-------------|------------------|-------------------|-------------------|--------------------|----------|
| ANT 1 | Head | DFT-s-OFDM π/2 BPSK | Mode A | 0 | Left Cheek | 141500 | 707.5 | 1 | 39 | 25.7 | 25.7 | 0.121 | 0.121 | 0.096 | 0.096 | |
| ANT 1 | Head | DFT-s-OFDM π/2 BPSK | Mode A | 0 | Left Cheek | 141500 | 707.5 | 36 | 22 | 25.7 | 25.4 | 0.114 | 0.122 | 0.090 | 0.096 | |
| ANT 1 | Head | DFT-s-OFDM π/2 BPSK | Mode A | 0 | Left Tilt | 141500 | 707.5 | 1 | 39 | 25.7 | 25.7 | 0.080 | 0.080 | 0.065 | 0.065 | |
| ANT 1 | Head | DFT-s-OFDM π/2 BPSK | Mode A | 0 | Left Tilt | 141500 | 707.5 | 36 | 22 | 25.7 | 25.4 | 0.077 | 0.083 | 0.063 | 0.068 | |
| ANT 1 | Head | DFT-s-OFDM π/2 BPSK | Mode A | 0 | Right Cheek | 141500 | 707.5 | 1 | 39 | 25.7 | 25.7 | 0.144 | 0.144 | 0.115 | 0.115 | |
| ANT 1 | Head | DFT-s-OFDM π/2 BPSK | Mode A | 0 | Right Cheek | 141500 | 707.5 | 36 | 22 | 25.7 | 25.4 | 0.147 | 0.158 | 0.116 | 0.124 | |
| ANT 1 | Head | DFT-s-OFDM π/2 BPSK | Mode A | 0 | Right Tilt | 141500 | 707.5 | 1 | 39 | 25.7 | 25.7 | 0.084 | 0.084 | 0.066 | 0.066 | |
| ANT 1 | Head | DFT-s-OFDM π/2 BPSK | Mode A | 0 | Right Tilt | 141500 | 707.5 | 36 | 22 | 25.7 | 25.4 | 0.087 | 0.093 | 0.070 | 0.075 | |
| ANT 1 | Body & Hotspot | DFT-s-OFDM π/2 BPSK | Mode B | 5 | Back | 141500 | 707.5 | 1 | 39 | 25.7 | 25.7 | 0.379 | 0.379 | 0.248 | 0.248 | |
| ANT 1 | Body & Hotspot | DFT-s-OFDM π/2 BPSK | Mode B | 5 | Back | 141500 | 707.5 | 36 | 22 | 25.7 | 25.4 | 0.378 | 0.405 | 0.247 | 0.265 | |
| ANT 1 | Body & Hotspot | DFT-s-OFDM π/2 BPSK | Mode B | 5 | Front | 141500 | 707.5 | 1 | 39 | 25.7 | 25.7 | 0.210 | 0.210 | 0.149 | 0.149 | |
| ANT 1 | Body & Hotspot | DFT-s-OFDM π/2 BPSK | Mode B | 5 | Front | 141500 | 707.5 | 36 | 22 | 25.7 | 25.4 | 0.204 | 0.219 | 0.147 | 0.158 | |
| ANT 1 | Hotspot | DFT-s-OFDM π/2 BPSK | Mode B | 5 | Edge Right | 141500 | 707.5 | 1 | 39 | 25.7 | 25.7 | 0.632 | 0.632 | 0.419 | 0.419 | |
| ANT 1 | Hotspot | DFT-s-OFDM π/2 BPSK | Mode B | 5 | Edge Right | 141500 | 707.5 | 36 | 22 | 25.7 | 25.4 | 0.602 | 0.645 | 0.400 | 0.429 | 61 |
| ANT 1 | Hotspot | DFT-s-OFDM π/2 BPSK | Mode B | 5 | Edge Bottom | 141500 | 707.5 | 1 | 39 | 25.7 | 25.7 | 0.193 | 0.193 | 0.084 | 0.084 | |
| ANT 1 | Hotspot | DFT-s-OFDM π/2 BPSK | Mode B | 5 | Edge Bottom | 141500 | 707.5 | 36 | 22 | 25.7 | 25.4 | 0.158 | 0.169 | 0.072 | 0.077 | |
| ANT 1 | Hotspot | DFT-s-OFDM π/2 BPSK | Mode B | 5 | Edge Left | 141500 | 707.5 | 1 | 39 | 25.7 | 25.7 | 0.331 | 0.331 | 0.219 | 0.219 | |
| ANT 1 | Hotspot | DFT-s-OFDM π/2 BPSK | Mode B | 5 | Edge Left | 141500 | 707.5 | 36 | 22 | 25.7 | 25.4 | 0.330 | 0.354 | 0.219 | 0.235 | |
| ANT 2 | Head | DFT-s-OFDM π/2 BPSK | Mode A | 0 | Left Cheek | 141500 | 707.5 | 1 | 39 | 24.7 | 24.4 | 0.554 | 0.594 | 0.331 | 0.355 | |
| ANT 2 | Head | DFT-s-OFDM π/2 BPSK | Mode A | 0 | Left Cheek | 141500 | 707.5 | 36 | 22 | 24.7 | 24.2 | 0.468 | 0.525 | 0.293 | 0.329 | |
| ANT 2 | Head | DFT-s-OFDM π/2 BPSK | Mode A | 0 | Left Tilt | 141500 | 707.5 | 1 | 39 | 24.7 | 24.4 | 0.548 | 0.587 | 0.291 | 0.312 | |
| ANT 2 | Head | DFT-s-OFDM π/2 BPSK | Mode A | 0 | Left Tilt | 141500 | 707.5 | 36 | 22 | 24.7 | 24.2 | 0.541 | 0.607 | 0.288 | 0.323 | |
| ANT 2 | Head | DFT-s-OFDM π/2 BPSK | Mode A | 0 | Right Cheek | 141500 | 707.5 | 1 | 39 | 24.7 | 24.4 | 0.573 | 0.614 | 0.348 | 0.373 | 62 |
| ANT 2 | Head | DFT-s-OFDM π/2 BPSK | Mode A | 0 | Right Cheek | 141500 | 707.5 | 36 | 22 | 24.7 | 24.2 | 0.542 | 0.608 | 0.333 | 0.374 | |
| ANT 2 | Head | DFT-s-OFDM π/2 BPSK | Mode A | 0 | Right Tilt | 141500 | 707.5 | 1 | 39 | 24.7 | 24.4 | 0.553 | 0.593 | 0.299 | 0.320 | |
| ANT 2 | Head | DFT-s-OFDM π/2 BPSK | Mode A | 0 | Right Tilt | 141500 | 707.5 | 36 | 22 | 24.7 | 24.2 | 0.522 | 0.586 | 0.284 | 0.319 | |
| ANT 2 | Body & Hotspot | DFT-s-OFDM π/2 BPSK | Mode B | 5 | Back | 141500 | 707.5 | 1 | 39 | 24.7 | 24.4 | 0.441 | 0.473 | 0.258 | 0.276 | |
| ANT 2 | Body & Hotspot | DFT-s-OFDM π/2 BPSK | Mode B | 5 | Back | 141500 | 707.5 | 36 | 22 | 24.7 | 24.2 | 0.400 | 0.449 | 0.233 | 0.261 | |
| ANT 2 | Body & Hotspot | DFT-s-OFDM π/2 BPSK | Mode B | 5 | Front | 141500 | 707.5 | 1 | 39 | 24.7 | 24.4 | 0.204 | 0.219 | 0.127 | 0.136 | |
| ANT 2 | Body & Hotspot | DFT-s-OFDM π/2 BPSK | Mode B | 5 | Front | 141500 | 707.5 | 36 | 22 | 24.7 | 24.2 | 0.210 | 0.236 | 0.126 | 0.141 | |
| ANT 2 | Hotspot | DFT-s-OFDM π/2 BPSK | Mode B | 5 | Edge Top | 141500 | 707.5 | 1 | 39 | 24.7 | 24.4 | 0.147 | 0.158 | 0.073 | 0.078 | |
| ANT 2 | Hotspot | DFT-s-OFDM π/2 BPSK | Mode B | 5 | Edge Top | 141500 | 707.5 | 36 | 22 | 24.7 | 24.2 | 0.130 | 0.146 | 0.065 | 0.073 | |
| ANT 2 | Hotspot | DFT-s-OFDM π/2 BPSK | Mode B | 5 | Edge Right | 141500 | 707.5 | 1 | 39 | 24.7 | 24.4 | 0.146 | 0.156 | 0.097 | 0.104 | |
| ANT 2 | Hotspot | DFT-s-OFDM π/2 BPSK | Mode B | 5 | Edge Right | 141500 | 707.5 | 36 | 22 | 24.7 | 24.2 | 0.156 | 0.175 | 0.103 | 0.116 | |
| ANT 2 | Hotspot | DFT-s-OFDM π/2 BPSK | Mode B | 5 | Edge Left | 141500 | 707.5 | 1 | 39 | 24.7 | 24.4 | 0.282 | 0.302 | 0.185 | 0.198 | |
| ANT 2 | Hotspot | DFT-s-OFDM π/2 BPSK | Mode B | 5 | Edge Left | 141500 | 707.5 | 36 | 22 | 24.7 | 24.2 | 0.263 | 0.295 | 0.172 | 0.193 | |
| ANT 3 | Head | DFT-s-OFDM π/2 BPSK | Mode A | 0 | Left Cheek | 141500 | 707.5 | 1 | 39 | 25.4 | 25.0 | 0.095 | 0.104 | 0.072 | 0.079 | |
| ANT 3 | Head | DFT-s-OFDM π/2 BPSK | Mode A | 0 | Left Cheek | 141500 | 707.5 | 36 | 22 | 25.4 | 24.8 | 0.089 | 0.102 | 0.069 | 0.079 | |
| ANT 3 | Head | DFT-s-OFDM π/2 BPSK | Mode A | 0 | Left Tilt | 141500 | 707.5 | 1 | 39 | 25.4 | 25.0 | 0.054 | 0.059 | 0.044 | 0.048 | |
| ANT 3 | Head | DFT-s-OFDM π/2 BPSK | Mode A | 0 | Left Tilt | 141500 | 707.5 | 36 | 22 | 25.4 | 24.8 | 0.052 | 0.060 | 0.042 | 0.048 | |
| ANT 3 | Head | DFT-s-OFDM π/2 BPSK | Mode A | 0 | Right Cheek | 141500 | 707.5 | 1 | 39 | 25.4 | 25.0 | 0.068 | 0.075 | 0.054 | 0.059 | |
| ANT 3 | Head | DFT-s-OFDM π/2 BPSK | Mode A | 0 | Right Cheek | 141500 | 707.5 | 36 | 22 | 25.4 | 24.8 | 0.067 | 0.077 | 0.053 | 0.061 | |
| ANT 3 | Head | DFT-s-OFDM π/2 BPSK | Mode A | 0 | Right Tilt | 141500 | 707.5 | 1 | 39 | 25.4 | 25.0 | 0.052 | 0.057 | 0.042 | 0.046 | |
| ANT 3 | Head | DFT-s-OFDM π/2 BPSK | Mode A | 0 | Right Tilt | 141500 | 707.5 | 36 | 22 | 25.4 | 24.8 | 0.051 | 0.059 | 0.041 | 0.047 | |
| ANT 3 | Body & Hotspot | DFT-s-OFDM π/2 BPSK | Mode B | 5 | Back | 141500 | 707.5 | 1 | 39 | 25.4 | 25.0 | 0.457 | 0.501 | 0.243 | 0.266 | |
| ANT 3 | Body & Hotspot | DFT-s-OFDM π/2 BPSK | Mode B | 5 | Back | 141500 | 707.5 | 36 | 22 | 25.4 | 24.8 | 0.488 | 0.560 | 0.255 | 0.293 | 63 |
| ANT 3 | Body & Hotspot | DFT-s-OFDM π/2 BPSK | Mode B | 5 | Front | 141500 | 707.5 | 1 | 39 | 25.4 | 25.0 | 0.209 | 0.229 | 0.122 | 0.134 | |
| ANT 3 | Body & Hotspot | DFT-s-OFDM π/2 BPSK | Mode B | 5 | Front | 141500 | 707.5 | 36 | 22 | 25.4 | 24.8 | 0.207 | 0.238 | 0.121 | 0.139 | |
| ANT 3 | Hotspot | DFT-s-OFDM π/2 BPSK | Mode B | 5 | Edge Bottom | 141500 | 707.5 | 1 | 39 | 25.4 | 25.0 | 0.240 | 0.263 | 0.094 | 0.103 | |
| ANT 3 | Hotspot | DFT-s-OFDM π/2 BPSK | Mode B | 5 | Edge Bottom | 141500 | 707.5 | 36 | 22 | 25.4 | 24.8 | 0.240 | 0.276 | 0.093 | 0.107 | |
| ANT 3 | Hotspot | DFT-s-OFDM π/2 BPSK | Mode B | 5 | Edge Left | 141500 | 707.5 | 1 | 39 | 25.4 | 25.0 | 0.412 | 0.452 | 0.245 | 0.269 | |
| ANT 3 | Hotspot | DFT-s-OFDM π/2 BPSK | Mode B | 5 | Edge Left | 141500 | 707.5 | 36 | 22 | 25.4 | 24.8 | 0.399 | 0.458 | 0.243 | 0.279 | |

10.23. NR Band n14 (10MHz Bandwidth)

| Antenna | RF Exposure Condition | Mode | Power Mode | Dist (mm) | Test Position | Channel | Freq. (MHz) | RB Allocation | RB Offset | Max Output Pwr (dBm) | Meas. (dBm) | 1-g Meas. (W/kg) | 1-g Scaled (W/kg) | 10-g Meas. (W/kg) | 10-g Scaled (W/kg) | Plot No. |
|---------|-----------------------|-------------------------|------------|-----------|---------------|---------|-------------|---------------|-----------|----------------------|-------------|------------------|-------------------|-------------------|--------------------|----------|
| ANT 1 | Head | DFT-s-OFDM $\pi/2$ BPSK | Mode A | 0 | Left Cheek | 158600 | 793 | 1 | 26 | 25.7 | 25.2 | 0.181 | 0.203 | 0.142 | 0.159 | |
| ANT 1 | Head | DFT-s-OFDM $\pi/2$ BPSK | Mode A | 0 | Left Cheek | 158600 | 793 | 25 | 14 | 25.7 | 25.2 | 0.176 | 0.197 | 0.138 | 0.155 | |
| ANT 1 | Head | DFT-s-OFDM $\pi/2$ BPSK | Mode A | 0 | Left Tilt | 158600 | 793 | 1 | 26 | 25.7 | 25.2 | 0.118 | 0.132 | 0.096 | 0.108 | |
| ANT 1 | Head | DFT-s-OFDM $\pi/2$ BPSK | Mode A | 0 | Left Tilt | 158600 | 793 | 25 | 14 | 25.7 | 25.2 | 0.118 | 0.132 | 0.096 | 0.108 | |
| ANT 1 | Head | DFT-s-OFDM $\pi/2$ BPSK | Mode A | 0 | Right Cheek | 158600 | 793 | 1 | 26 | 25.7 | 25.2 | 0.212 | 0.238 | 0.167 | 0.187 | |
| ANT 1 | Head | DFT-s-OFDM $\pi/2$ BPSK | Mode A | 0 | Right Cheek | 158600 | 793 | 25 | 14 | 25.7 | 25.2 | 0.178 | 0.200 | 0.142 | 0.159 | |
| ANT 1 | Head | DFT-s-OFDM $\pi/2$ BPSK | Mode A | 0 | Right Tilt | 158600 | 793 | 1 | 26 | 25.7 | 25.2 | 0.122 | 0.137 | 0.098 | 0.110 | |
| ANT 1 | Head | DFT-s-OFDM $\pi/2$ BPSK | Mode A | 0 | Right Tilt | 158600 | 793 | 25 | 14 | 25.7 | 25.2 | 0.098 | 0.110 | 0.079 | 0.089 | |
| ANT 1 | Body & Hotspot | DFT-s-OFDM $\pi/2$ BPSK | Mode B | 5 | Back | 158600 | 793 | 1 | 26 | 25.7 | 25.2 | 0.481 | 0.540 | 0.292 | 0.328 | |
| ANT 1 | Body & Hotspot | DFT-s-OFDM $\pi/2$ BPSK | Mode B | 5 | Back | 158600 | 793 | 25 | 14 | 25.7 | 25.2 | 0.448 | 0.503 | 0.276 | 0.310 | |
| ANT 1 | Body & Hotspot | DFT-s-OFDM $\pi/2$ BPSK | Mode B | 5 | Front | 158600 | 793 | 1 | 26 | 25.7 | 25.2 | 0.277 | 0.311 | 0.180 | 0.202 | |
| ANT 1 | Body & Hotspot | DFT-s-OFDM $\pi/2$ BPSK | Mode B | 5 | Front | 158600 | 793 | 25 | 14 | 25.7 | 25.2 | 0.273 | 0.306 | 0.178 | 0.200 | |
| ANT 1 | Hotspot | DFT-s-OFDM $\pi/2$ BPSK | Mode B | 5 | Edge Right | 158600 | 793 | 1 | 26 | 25.7 | 25.2 | 0.781 | 0.876 | 0.510 | 0.572 | 64 |
| ANT 1 | Hotspot | DFT-s-OFDM $\pi/2$ BPSK | Mode B | 5 | Edge Right | 158600 | 793 | 25 | 14 | 25.7 | 25.2 | 0.759 | 0.852 | 0.497 | 0.558 | |
| ANT 1 | Hotspot | DFT-s-OFDM $\pi/2$ BPSK | Mode B | 5 | Edge Bottom | 158600 | 793 | 1 | 26 | 25.7 | 25.2 | 0.221 | 0.248 | 0.097 | 0.109 | |
| ANT 1 | Hotspot | DFT-s-OFDM $\pi/2$ BPSK | Mode B | 5 | Edge Bottom | 158600 | 793 | 25 | 14 | 25.7 | 25.2 | 0.212 | 0.238 | 0.094 | 0.105 | |
| ANT 1 | Hotspot | DFT-s-OFDM $\pi/2$ BPSK | Mode B | 5 | Edge Left | 158600 | 793 | 1 | 26 | 25.7 | 25.2 | 0.394 | 0.442 | 0.259 | 0.291 | |
| ANT 1 | Hotspot | DFT-s-OFDM $\pi/2$ BPSK | Mode B | 5 | Edge Left | 158600 | 793 | 25 | 14 | 25.7 | 25.2 | 0.390 | 0.438 | 0.257 | 0.288 | |
| ANT 2 | Head | DFT-s-OFDM $\pi/2$ BPSK | Mode A | 0 | Left Cheek | 158600 | 793 | 1 | 26 | 24.5 | 24.1 | 0.687 | 0.753 | 0.426 | 0.467 | |
| ANT 2 | Head | DFT-s-OFDM $\pi/2$ BPSK | Mode A | 0 | Left Cheek | 158600 | 793 | 25 | 14 | 24.5 | 24.0 | 0.693 | 0.778 | 0.462 | 0.518 | |
| ANT 2 | Head | DFT-s-OFDM $\pi/2$ BPSK | Mode A | 0 | Left Tilt | 158600 | 793 | 1 | 26 | 24.5 | 24.1 | 0.456 | 0.500 | 0.257 | 0.282 | |
| ANT 2 | Head | DFT-s-OFDM $\pi/2$ BPSK | Mode A | 0 | Left Tilt | 158600 | 793 | 25 | 14 | 24.5 | 24.0 | 0.470 | 0.527 | 0.258 | 0.289 | |
| ANT 2 | Head | DFT-s-OFDM $\pi/2$ BPSK | Mode A | 0 | Right Cheek | 158600 | 793 | 1 | 26 | 24.5 | 24.1 | 0.758 | 0.831 | 0.474 | 0.520 | 65 |
| ANT 2 | Head | DFT-s-OFDM $\pi/2$ BPSK | Mode A | 0 | Right Cheek | 158600 | 793 | 25 | 14 | 24.5 | 24.0 | 0.621 | 0.697 | 0.374 | 0.420 | |
| ANT 2 | Head | DFT-s-OFDM $\pi/2$ BPSK | Mode A | 0 | Right Tilt | 158600 | 793 | 1 | 26 | 24.5 | 24.1 | 0.545 | 0.598 | 0.294 | 0.322 | |
| ANT 2 | Head | DFT-s-OFDM $\pi/2$ BPSK | Mode A | 0 | Right Tilt | 158600 | 793 | 25 | 14 | 24.5 | 24.0 | 0.487 | 0.546 | 0.253 | 0.284 | |
| ANT 2 | Body & Hotspot | DFT-s-OFDM $\pi/2$ BPSK | Mode B | 5 | Back | 158600 | 793 | 1 | 26 | 24.5 | 24.1 | 0.604 | 0.662 | 0.347 | 0.380 | |
| ANT 2 | Body & Hotspot | DFT-s-OFDM $\pi/2$ BPSK | Mode B | 5 | Back | 158600 | 793 | 25 | 14 | 24.5 | 24.0 | 0.614 | 0.689 | 0.351 | 0.394 | 66 |
| ANT 2 | Body & Hotspot | DFT-s-OFDM $\pi/2$ BPSK | Mode B | 5 | Front | 158600 | 793 | 1 | 26 | 24.5 | 24.1 | 0.294 | 0.322 | 0.178 | 0.195 | |
| ANT 2 | Body & Hotspot | DFT-s-OFDM $\pi/2$ BPSK | Mode B | 5 | Front | 158600 | 793 | 25 | 14 | 24.5 | 24.0 | 0.276 | 0.310 | 0.166 | 0.186 | |
| ANT 2 | Hotspot | DFT-s-OFDM $\pi/2$ BPSK | Mode B | 5 | Edge Top | 158600 | 793 | 1 | 26 | 24.5 | 24.1 | 0.223 | 0.245 | 0.110 | 0.121 | |
| ANT 2 | Hotspot | DFT-s-OFDM $\pi/2$ BPSK | Mode B | 5 | Edge Top | 158600 | 793 | 25 | 14 | 24.5 | 24.0 | 0.219 | 0.246 | 0.108 | 0.121 | |
| ANT 2 | Hotspot | DFT-s-OFDM $\pi/2$ BPSK | Mode B | 5 | Edge Right | 158600 | 793 | 1 | 26 | 24.5 | 24.1 | 0.201 | 0.220 | 0.131 | 0.144 | |
| ANT 2 | Hotspot | DFT-s-OFDM $\pi/2$ BPSK | Mode B | 5 | Edge Right | 158600 | 793 | 25 | 14 | 24.5 | 24.0 | 0.191 | 0.214 | 0.124 | 0.139 | |
| ANT 2 | Hotspot | DFT-s-OFDM $\pi/2$ BPSK | Mode B | 5 | Edge Left | 158600 | 793 | 1 | 26 | 24.5 | 24.1 | 0.284 | 0.311 | 0.185 | 0.203 | |
| ANT 2 | Hotspot | DFT-s-OFDM $\pi/2$ BPSK | Mode B | 5 | Edge Left | 158600 | 793 | 25 | 14 | 24.5 | 24.0 | 0.261 | 0.293 | 0.171 | 0.192 | |
| ANT 3 | Head | DFT-s-OFDM $\pi/2$ BPSK | Mode A | 0 | Left Cheek | 158600 | 793 | 1 | 26 | 25.4 | 25.1 | 0.092 | 0.099 | 0.071 | 0.076 | |
| ANT 3 | Head | DFT-s-OFDM $\pi/2$ BPSK | Mode A | 0 | Left Cheek | 158600 | 793 | 25 | 14 | 25.4 | 24.9 | 0.090 | 0.101 | 0.069 | 0.077 | |
| ANT 3 | Head | DFT-s-OFDM $\pi/2$ BPSK | Mode A | 0 | Left Tilt | 158600 | 793 | 1 | 26 | 25.4 | 25.1 | 0.049 | 0.053 | 0.040 | 0.043 | |
| ANT 3 | Head | DFT-s-OFDM $\pi/2$ BPSK | Mode A | 0 | Left Tilt | 158600 | 793 | 25 | 14 | 25.4 | 24.9 | 0.051 | 0.057 | 0.042 | 0.047 | |
| ANT 3 | Head | DFT-s-OFDM $\pi/2$ BPSK | Mode A | 0 | Right Cheek | 158600 | 793 | 1 | 26 | 25.4 | 25.1 | 0.068 | 0.073 | 0.054 | 0.058 | |
| ANT 3 | Head | DFT-s-OFDM $\pi/2$ BPSK | Mode A | 0 | Right Cheek | 158600 | 793 | 25 | 14 | 25.4 | 24.9 | 0.071 | 0.080 | 0.056 | 0.063 | |
| ANT 3 | Head | DFT-s-OFDM $\pi/2$ BPSK | Mode A | 0 | Right Tilt | 158600 | 793 | 1 | 26 | 25.4 | 25.1 | 0.057 | 0.061 | 0.046 | 0.049 | |
| ANT 3 | Head | DFT-s-OFDM $\pi/2$ BPSK | Mode A | 0 | Right Tilt | 158600 | 793 | 25 | 14 | 25.4 | 24.9 | 0.058 | 0.065 | 0.046 | 0.052 | |
| ANT 3 | Body & Hotspot | DFT-s-OFDM $\pi/2$ BPSK | Mode B | 5 | Back | 158600 | 793 | 1 | 26 | 25.4 | 25.1 | 0.414 | 0.444 | 0.221 | 0.237 | |
| ANT 3 | Body & Hotspot | DFT-s-OFDM $\pi/2$ BPSK | Mode B | 5 | Back | 158600 | 793 | 25 | 14 | 25.4 | 24.9 | 0.429 | 0.481 | 0.228 | 0.256 | |
| ANT 3 | Body & Hotspot | DFT-s-OFDM $\pi/2$ BPSK | Mode B | 5 | Front | 158600 | 793 | 1 | 26 | 25.4 | 25.1 | 0.162 | 0.174 | 0.097 | 0.104 | |
| ANT 3 | Body & Hotspot | DFT-s-OFDM $\pi/2$ BPSK | Mode B | 5 | Front | 158600 | 793 | 25 | 14 | 25.4 | 24.9 | 0.225 | 0.252 | 0.127 | 0.142 | |
| ANT 3 | Hotspot | DFT-s-OFDM $\pi/2$ BPSK | Mode B | 5 | Edge Bottom | 158600 | 793 | 1 | 26 | 25.4 | 25.1 | 0.194 | 0.208 | 0.082 | 0.088 | |
| ANT 3 | Hotspot | DFT-s-OFDM $\pi/2$ BPSK | Mode B | 5 | Edge Bottom | 158600 | 793 | 25 | 14 | 25.4 | 24.9 | 0.214 | 0.240 | 0.088 | 0.099 | |
| ANT 3 | Hotspot | DFT-s-OFDM $\pi/2$ BPSK | Mode B | 5 | Edge Left | 158600 | 793 | 1 | 26 | 25.4 | 25.1 | 0.351 | 0.376 | 0.186 | 0.199 | |
| ANT 3 | Hotspot | DFT-s-OFDM $\pi/2$ BPSK | Mode B | 5 | Edge Left | 158600 | 793 | 25 | 14 | 25.4 | 24.9 | 0.329 | 0.369 | 0.183 | 0.205 | |

10.24. NR Band n25 (40MHz Bandwidth)

| Antenna | RF Exposure Condition | Mode | Power Mode | Dist (mm) | Test Position | Channel | Freq. (MHz) | RB Allocation | RB Offset | Max Output Pwr (dBm) | Meas. (dBm) | 1-g Meas. (W/kg) | 1-g Scaled (W/kg) | 10-g Meas. (W/kg) | 10-g Scaled (W/kg) | Plot No. |
|---------|-----------------------|---------------------|------------|-----------|---------------|---------|-------------|---------------|-----------|----------------------|-------------|------------------|-------------------|-------------------|--------------------|----------|
| ANT 1 | Head | DFT-s-OFDM n/2 BPSK | Mode A | 0 | Left Cheek | 376500 | 1882.5 | 1 | 108 | 25.7 | 25.7 | 0.131 | 0.131 | 0.088 | 0.088 | |
| ANT 1 | Head | DFT-s-OFDM n/2 BPSK | Mode A | 0 | Left Cheek | 376500 | 1882.5 | 108 | 54 | 25.7 | 25.7 | 0.131 | 0.131 | 0.088 | 0.088 | |
| ANT 1 | Head | DFT-s-OFDM n/2 BPSK | Mode A | 0 | Left Tilt | 376500 | 1882.5 | 1 | 108 | 25.7 | 25.7 | 0.092 | 0.092 | 0.059 | 0.059 | |
| ANT 1 | Head | DFT-s-OFDM n/2 BPSK | Mode A | 0 | Left Tilt | 376500 | 1882.5 | 108 | 54 | 25.7 | 25.7 | 0.094 | 0.094 | 0.060 | 0.060 | |
| ANT 1 | Head | DFT-s-OFDM n/2 BPSK | Mode A | 0 | Right Cheek | 376500 | 1882.5 | 1 | 108 | 25.7 | 25.7 | 0.254 | 0.254 | 0.159 | 0.159 | |
| ANT 1 | Head | DFT-s-OFDM n/2 BPSK | Mode A | 0 | Right Cheek | 376500 | 1882.5 | 108 | 54 | 25.7 | 25.7 | 0.262 | 0.262 | 0.165 | 0.165 | |
| ANT 1 | Head | DFT-s-OFDM n/2 BPSK | Mode A | 0 | Right Tilt | 376500 | 1882.5 | 1 | 108 | 25.7 | 25.7 | 0.097 | 0.097 | 0.063 | 0.063 | |
| ANT 1 | Head | DFT-s-OFDM n/2 BPSK | Mode A | 0 | Right Tilt | 376500 | 1882.5 | 108 | 54 | 25.7 | 25.7 | 0.095 | 0.095 | 0.063 | 0.063 | |
| ANT 1 | Body & Hotspot | DFT-s-OFDM n/2 BPSK | Mode B | 5 | Back | 376500 | 1882.5 | 1 | 108 | 19.5 | 19.3 | 0.597 | 0.625 | 0.298 | 0.312 | |
| ANT 1 | Body & Hotspot | DFT-s-OFDM n/2 BPSK | Mode B | 5 | Back | 376500 | 1882.5 | 108 | 54 | 19.5 | 19.2 | 0.442 | 0.474 | 0.231 | 0.248 | |
| ANT 1 | Body & Hotspot | DFT-s-OFDM n/2 BPSK | Mode B | 5 | Front | 376500 | 1882.5 | 1 | 108 | 19.5 | 19.3 | 0.391 | 0.409 | 0.198 | 0.207 | |
| ANT 1 | Body & Hotspot | DFT-s-OFDM n/2 BPSK | Mode B | 5 | Front | 376500 | 1882.5 | 108 | 54 | 19.5 | 19.2 | 0.347 | 0.372 | 0.175 | 0.188 | |
| ANT 1 | Hotspot | DFT-s-OFDM n/2 BPSK | Mode B | 5 | Edge Right | 376500 | 1882.5 | 1 | 108 | 19.5 | 19.3 | 0.301 | 0.315 | 0.143 | 0.150 | |
| ANT 1 | Hotspot | DFT-s-OFDM n/2 BPSK | Mode B | 5 | Edge Right | 376500 | 1882.5 | 108 | 54 | 19.5 | 19.2 | 0.253 | 0.271 | 0.120 | 0.129 | |
| ANT 1 | Hotspot | DFT-s-OFDM n/2 BPSK | Mode B | 5 | Edge Bottom | 376500 | 1882.5 | 1 | 108 | 19.5 | 19.3 | 0.865 | 0.906 | 0.410 | 0.429 | |
| ANT 1 | Hotspot | DFT-s-OFDM n/2 BPSK | Mode B | 5 | Edge Bottom | 376500 | 1882.5 | 108 | 54 | 19.5 | 19.2 | 0.830 | 0.889 | 0.395 | 0.423 | |
| ANT 1 | Hotspot | DFT-s-OFDM n/2 BPSK | Mode B | 5 | Edge Left | 376500 | 1882.5 | 1 | 108 | 19.5 | 19.3 | 0.023 | 0.024 | 0.012 | 0.013 | |
| ANT 1 | Hotspot | DFT-s-OFDM n/2 BPSK | Mode B | 5 | Edge Left | 376500 | 1882.5 | 108 | 54 | 19.5 | 19.2 | 0.023 | 0.025 | 0.012 | 0.013 | |
| ANT 2 | Head | DFT-s-OFDM n/2 BPSK | Mode A | 0 | Left Cheek | 376500 | 1882.5 | 1 | 108 | 20.7 | 20.3 | 0.369 | 0.405 | 0.188 | 0.206 | |
| ANT 2 | Head | DFT-s-OFDM n/2 BPSK | Mode A | 0 | Left Cheek | 376500 | 1882.5 | 108 | 54 | 20.7 | 20.3 | 0.366 | 0.401 | 0.188 | 0.206 | |
| ANT 2 | Head | DFT-s-OFDM n/2 BPSK | Mode A | 0 | Left Tilt | 376500 | 1882.5 | 1 | 108 | 20.7 | 20.3 | 0.403 | 0.442 | 0.200 | 0.219 | |
| ANT 2 | Head | DFT-s-OFDM n/2 BPSK | Mode A | 0 | Left Tilt | 376500 | 1882.5 | 108 | 54 | 20.7 | 20.3 | 0.400 | 0.439 | 0.198 | 0.217 | |
| ANT 2 | Head | DFT-s-OFDM n/2 BPSK | Mode A | 0 | Right Cheek | 376500 | 1882.5 | 1 | 108 | 20.7 | 20.3 | 0.784 | 0.860 | 0.423 | 0.464 | |
| ANT 2 | Head | DFT-s-OFDM n/2 BPSK | Mode A | 0 | Right Cheek | 376500 | 1882.5 | 108 | 54 | 20.7 | 20.3 | 0.839 | 0.920 | 0.463 | 0.508 | |
| ANT 2 | Head | DFT-s-OFDM n/2 BPSK | Mode A | 0 | Right Tilt | 376500 | 1882.5 | 1 | 108 | 20.7 | 20.3 | 0.736 | 0.807 | 0.350 | 0.384 | |
| ANT 2 | Head | DFT-s-OFDM n/2 BPSK | Mode A | 0 | Right Tilt | 376500 | 1882.5 | 108 | 54 | 20.7 | 20.3 | 0.738 | 0.809 | 0.353 | 0.387 | |
| ANT 2 | Body & Hotspot | DFT-s-OFDM n/2 BPSK | Mode B | 5 | Back | 376500 | 1882.5 | 1 | 108 | 20.4 | 19.9 | 0.685 | 0.769 | 0.322 | 0.361 | |
| ANT 2 | Body & Hotspot | DFT-s-OFDM n/2 BPSK | Mode B | 5 | Back | 376500 | 1882.5 | 108 | 54 | 20.4 | 19.8 | 0.671 | 0.770 | 0.316 | 0.363 | |
| ANT 2 | Body & Hotspot | DFT-s-OFDM n/2 BPSK | Mode B | 5 | Front | 376500 | 1882.5 | 1 | 108 | 20.4 | 19.9 | 0.425 | 0.477 | 0.212 | 0.238 | |
| ANT 2 | Body & Hotspot | DFT-s-OFDM n/2 BPSK | Mode B | 5 | Front | 376500 | 1882.5 | 108 | 54 | 20.4 | 19.8 | 0.439 | 0.504 | 0.219 | 0.251 | |
| ANT 2 | Hotspot | DFT-s-OFDM n/2 BPSK | Mode B | 5 | Edge Top | 376500 | 1882.5 | 1 | 108 | 20.4 | 19.9 | 0.828 | 0.929 | 0.328 | 0.368 | 67 |
| ANT 2 | Hotspot | DFT-s-OFDM n/2 BPSK | Mode B | 5 | Edge Top | 376500 | 1882.5 | 108 | 54 | 20.4 | 19.8 | 0.809 | 0.929 | 0.379 | 0.435 | |
| ANT 2 | Hotspot | DFT-s-OFDM n/2 BPSK | Mode B | 5 | Edge Right | 376500 | 1882.5 | 1 | 108 | 20.4 | 19.9 | 0.017 | 0.019 | 0.009 | 0.010 | |
| ANT 2 | Hotspot | DFT-s-OFDM n/2 BPSK | Mode B | 5 | Edge Right | 376500 | 1882.5 | 108 | 54 | 20.4 | 19.8 | 0.017 | 0.020 | 0.008 | 0.009 | |
| ANT 2 | Hotspot | DFT-s-OFDM n/2 BPSK | Mode B | 5 | Edge Left | 376500 | 1882.5 | 1 | 108 | 20.4 | 19.9 | 0.391 | 0.439 | 0.197 | 0.221 | |
| ANT 2 | Hotspot | DFT-s-OFDM n/2 BPSK | Mode B | 5 | Edge Left | 376500 | 1882.5 | 108 | 54 | 20.4 | 19.8 | 0.385 | 0.442 | 0.188 | 0.216 | |
| ANT 3 | Head | DFT-s-OFDM n/2 BPSK | Mode A | 0 | Left Cheek | 376500 | 1882.5 | 1 | 108 | 23.3 | 23.3 | 0.299 | 0.299 | 0.183 | 0.183 | |
| ANT 3 | Head | DFT-s-OFDM n/2 BPSK | Mode A | 0 | Left Cheek | 376500 | 1882.5 | 108 | 54 | 23.3 | 23.3 | 0.271 | 0.271 | 0.168 | 0.168 | |
| ANT 3 | Head | DFT-s-OFDM n/2 BPSK | Mode A | 0 | Left Tilt | 376500 | 1882.5 | 1 | 108 | 23.3 | 23.3 | 0.149 | 0.149 | 0.095 | 0.095 | |
| ANT 3 | Head | DFT-s-OFDM n/2 BPSK | Mode A | 0 | Left Tilt | 376500 | 1882.5 | 108 | 54 | 23.3 | 23.3 | 0.128 | 0.128 | 0.057 | 0.057 | |
| ANT 3 | Head | DFT-s-OFDM n/2 BPSK | Mode A | 0 | Right Cheek | 376500 | 1882.5 | 1 | 108 | 23.3 | 23.3 | 0.182 | 0.182 | 0.116 | 0.116 | |
| ANT 3 | Head | DFT-s-OFDM n/2 BPSK | Mode A | 0 | Right Cheek | 376500 | 1882.5 | 108 | 54 | 23.3 | 23.3 | 0.176 | 0.176 | 0.111 | 0.111 | |
| ANT 3 | Head | DFT-s-OFDM n/2 BPSK | Mode A | 0 | Right Tilt | 376500 | 1882.5 | 1 | 108 | 23.3 | 23.3 | 0.123 | 0.123 | 0.074 | 0.074 | |
| ANT 3 | Head | DFT-s-OFDM n/2 BPSK | Mode A | 0 | Right Tilt | 376500 | 1882.5 | 108 | 54 | 23.3 | 23.3 | 0.125 | 0.125 | 0.076 | 0.076 | |
| ANT 3 | Body & Hotspot | DFT-s-OFDM n/2 BPSK | Mode B | 5 | Back | 376500 | 1882.5 | 1 | 108 | 22.2 | 22.0 | 0.869 | 0.910 | 0.450 | 0.471 | |
| ANT 3 | Body & Hotspot | DFT-s-OFDM n/2 BPSK | Mode B | 5 | Back | 376500 | 1882.5 | 108 | 54 | 22.2 | 22.0 | 0.832 | 0.871 | 0.439 | 0.460 | |
| ANT 3 | Body & Hotspot | DFT-s-OFDM n/2 BPSK | Mode B | 5 | Front | 376500 | 1882.5 | 1 | 108 | 22.2 | 22.0 | 0.277 | 0.290 | 0.167 | 0.175 | |
| ANT 3 | Body & Hotspot | DFT-s-OFDM n/2 BPSK | Mode B | 5 | Front | 376500 | 1882.5 | 108 | 54 | 22.2 | 22.0 | 0.311 | 0.326 | 0.185 | 0.194 | |
| ANT 3 | Hotspot | DFT-s-OFDM n/2 BPSK | Mode B | 5 | Edge Bottom | 376500 | 1882.5 | 1 | 108 | 22.2 | 22.0 | 0.178 | 0.186 | 0.085 | 0.089 | |
| ANT 3 | Hotspot | DFT-s-OFDM n/2 BPSK | Mode B | 5 | Edge Bottom | 376500 | 1882.5 | 108 | 54 | 22.2 | 22.0 | 0.175 | 0.183 | 0.082 | 0.086 | |
| ANT 3 | Hotspot | DFT-s-OFDM n/2 BPSK | Mode B | 5 | Edge Left | 376500 | 1882.5 | 1 | 108 | 22.2 | 22.0 | 0.795 | 0.832 | 0.397 | 0.416 | |
| ANT 3 | Hotspot | DFT-s-OFDM n/2 BPSK | Mode B | 5 | Edge Left | 376500 | 1882.5 | 108 | 54 | 22.2 | 22.0 | 0.781 | 0.818 | 0.394 | 0.413 | |
| ANT 4 | Head | DFT-s-OFDM n/2 BPSK | Mode A | 0 | Left Cheek | 376500 | 1882.5 | 1 | 108 | 21.1 | 20.5 | 0.806 | 0.925 | 0.462 | 0.530 | 68 |
| ANT 4 | Head | DFT-s-OFDM n/2 BPSK | Mode A | 0 | Left Cheek | 376500 | 1882.5 | 108 | 54 | 21.1 | 20.5 | 0.800 | 0.919 | 0.454 | 0.521 | |
| ANT 4 | Head | DFT-s-OFDM n/2 BPSK | Mode A | 0 | Left Tilt | 376500 | 1882.5 | 1 | 108 | 21.1 | 20.5 | 0.436 | 0.501 | 0.255 | 0.293 | |
| ANT 4 | Head | DFT-s-OFDM n/2 BPSK | Mode A | 0 | Left Tilt | 376500 | 1882.5 | 108 | 54 | 21.1 | 20.5 | 0.422 | 0.485 | 0.242 | 0.278 | |
| ANT 4 | Head | DFT-s-OFDM n/2 BPSK | Mode A | 0 | Right Cheek | 376500 | 1882.5 | 1 | 108 | 21.1 | 20.5 | 0.344 | 0.395 | 0.213 | 0.245 | |
| ANT 4 | Head | DFT-s-OFDM n/2 BPSK | Mode A | 0 | Right Cheek | 376500 | 1882.5 | 108 | 54 | 21.1 | 20.5 | 0.339 | 0.389 | 0.210 | 0.241 | |
| ANT 4 | Head | DFT-s-OFDM n/2 BPSK | Mode A | 0 | Right Tilt | 376500 | 1882.5 | 1 | 108 | 21.1 | 20.5 | 0.258 | 0.296 | 0.152 | 0.175 | |
| ANT 4 | Head | DFT-s-OFDM n/2 BPSK | Mode A | 0 | Right Tilt | 376500 | 1882.5 | 108 | 54 | 21.1 | 20.5 | 0.232 | 0.266 | 0.138 | 0.158 | |
| ANT 4 | Body & Hotspot | DFT-s-OFDM n/2 BPSK | Mode B | 5 | Back | 376500 | 1882.5 | 1 | 108 | 21.7 | 21.3 | 0.784 | 0.860 | 0.411 | 0.451 | |
| ANT 4 | Body & Hotspot | DFT-s-OFDM n/2 BPSK | Mode B | 5 | Back | 376500 | 1882.5 | 108 | 54 | 21.7 | 21.3 | 0.854 | 0.936 | 0.443 | 0.486 | 69 |
| ANT 4 | Body & Hotspot | DFT-s-OFDM n/2 BPSK | Mode B | 5 | Front | 376500 | 1882.5 | 1 | 108 | 21.7 | 21.3 | 0.292 | 0.320 | 0.177 | 0.194 | |
| ANT 4 | Body & Hotspot | DFT-s-OFDM n/2 BPSK | Mode B | 5 | Front | 376500 | 1882.5 | 108 | 54 | 21.7 | 21.3 | 0.354 | 0.388 | 0.209 | 0.229 | |
| ANT 4 | Hotspot | DFT-s-OFDM n/2 BPSK | Mode B | 5 | Edge Top | 376500 | 1882.5 | 1 | 108 | 21.7 | 21.3 | 0.244 | 0.268 | 0.105 | 0.115 | |
| ANT 4 | Hotspot | DFT-s-OFDM n/2 BPSK | Mode B | 5 | Edge Top | 376500 | 1882.5 | 108 | 54 | 21.7 | 21.3 | 0.255 | 0.280 | 0.109 | 0.120 | |
| ANT 4 | Hotspot | DFT-s-OFDM n/2 BPSK | Mode B | 5 | Edge Right | 376500 | 1882.5 | 1 | 108 | 21.7 | 21.3 | 0.670 | 0.735 | 0.323 | 0.354 | |
| ANT 4 | Hotspot | DFT-s-OFDM n/2 BPSK | Mode B | 5 | Edge Right | 376500 | 1882.5 | 108 | 54 | 21.7 | 21.3 | 0.733 | 0.804 | 0.342 | 0.375 | |

10.25. NR Band n26 (20MHz Bandwidth)

| Antenna | RF Exposure Condition | Mode | Power Mode | Dist (mm) | Test Position | Channel | Freq. (MHz) | RB Allocation | RB Offset | Max Output Pwr (dBm) | Meas. (dBm) | 1-g Meas. (W/kg) | 1-g Scaled (W/kg) | 10-g Meas. (W/kg) | 10-g Scaled (W/kg) | Plot No. |
|---------|-----------------------|-------------------------|------------|-----------|---------------|---------|-------------|---------------|-----------|----------------------|-------------|------------------|-------------------|-------------------|--------------------|----------|
| ANT 1 | Head | DFT-s-OFDM $\pi/2$ BPSK | Mode A | 0 | Left Cheek | 166300 | 831.5 | 1 | 53 | 25.7 | 25.7 | 0.138 | 0.138 | 0.108 | 0.108 | |
| ANT 1 | Head | DFT-s-OFDM $\pi/2$ BPSK | Mode A | 0 | Left Cheek | 166300 | 831.5 | 50 | 28 | 25.7 | 25.5 | 0.134 | 0.140 | 0.106 | 0.111 | |
| ANT 1 | Head | DFT-s-OFDM $\pi/2$ BPSK | Mode A | 0 | Left Tilt | 166300 | 831.5 | 1 | 53 | 25.7 | 25.7 | 0.067 | 0.067 | 0.053 | 0.053 | |
| ANT 1 | Head | DFT-s-OFDM $\pi/2$ BPSK | Mode A | 0 | Left Tilt | 166300 | 831.5 | 50 | 28 | 25.7 | 25.5 | 0.066 | 0.069 | 0.052 | 0.054 | |
| ANT 1 | Head | DFT-s-OFDM $\pi/2$ BPSK | Mode A | 0 | Right Cheek | 166300 | 831.5 | 1 | 53 | 25.7 | 25.7 | 0.185 | 0.185 | 0.143 | 0.143 | |
| ANT 1 | Head | DFT-s-OFDM $\pi/2$ BPSK | Mode A | 0 | Right Cheek | 166300 | 831.5 | 50 | 28 | 25.7 | 25.5 | 0.181 | 0.190 | 0.138 | 0.145 | |
| ANT 1 | Head | DFT-s-OFDM $\pi/2$ BPSK | Mode A | 0 | Right Tilt | 166300 | 831.5 | 1 | 53 | 25.7 | 25.7 | 0.073 | 0.073 | 0.057 | 0.057 | |
| ANT 1 | Head | DFT-s-OFDM $\pi/2$ BPSK | Mode A | 0 | Right Tilt | 166300 | 831.5 | 50 | 28 | 25.7 | 25.5 | 0.068 | 0.071 | 0.054 | 0.057 | |
| ANT 1 | Body & Hotspot | DFT-s-OFDM $\pi/2$ BPSK | Mode B | 5 | Back | 166300 | 831.5 | 1 | 53 | 25.7 | 25.7 | 0.655 | 0.655 | 0.361 | 0.361 | |
| ANT 1 | Body & Hotspot | DFT-s-OFDM $\pi/2$ BPSK | Mode B | 5 | Back | 166300 | 831.5 | 50 | 28 | 25.7 | 25.5 | 0.599 | 0.627 | 0.332 | 0.348 | |
| ANT 1 | Body & Hotspot | DFT-s-OFDM $\pi/2$ BPSK | Mode B | 5 | Front | 166300 | 831.5 | 1 | 53 | 25.7 | 25.7 | 0.260 | 0.260 | 0.155 | 0.155 | |
| ANT 1 | Body & Hotspot | DFT-s-OFDM $\pi/2$ BPSK | Mode B | 5 | Front | 166300 | 831.5 | 50 | 28 | 25.7 | 25.5 | 0.282 | 0.295 | 0.166 | 0.174 | |
| ANT 1 | Hotspot | DFT-s-OFDM $\pi/2$ BPSK | Mode B | 5 | Edge Right | 166300 | 831.5 | 1 | 53 | 25.7 | 25.7 | 0.509 | 0.509 | 0.329 | 0.329 | |
| ANT 1 | Hotspot | DFT-s-OFDM $\pi/2$ BPSK | Mode B | 5 | Edge Right | 166300 | 831.5 | 50 | 28 | 25.7 | 25.5 | 0.531 | 0.556 | 0.341 | 0.357 | 70 |
| ANT 1 | Hotspot | DFT-s-OFDM $\pi/2$ BPSK | Mode B | 5 | Edge Bottom | 166300 | 831.5 | 1 | 53 | 25.7 | 25.7 | 0.270 | 0.270 | 0.122 | 0.122 | |
| ANT 1 | Hotspot | DFT-s-OFDM $\pi/2$ BPSK | Mode B | 5 | Edge Bottom | 166300 | 831.5 | 50 | 28 | 25.7 | 25.5 | 0.271 | 0.284 | 0.122 | 0.128 | |
| ANT 1 | Hotspot | DFT-s-OFDM $\pi/2$ BPSK | Mode B | 5 | Edge Left | 166300 | 831.5 | 1 | 53 | 25.7 | 25.7 | 0.184 | 0.184 | 0.120 | 0.120 | |
| ANT 1 | Hotspot | DFT-s-OFDM $\pi/2$ BPSK | Mode B | 5 | Edge Left | 166300 | 831.5 | 50 | 28 | 25.7 | 25.5 | 0.184 | 0.193 | 0.120 | 0.126 | |
| ANT 2 | Head | DFT-s-OFDM $\pi/2$ BPSK | Mode A | 0 | Left Cheek | 166300 | 831.5 | 1 | 53 | 24.5 | 24.1 | 0.541 | 0.593 | 0.385 | 0.422 | |
| ANT 2 | Head | DFT-s-OFDM $\pi/2$ BPSK | Mode A | 0 | Left Cheek | 166300 | 831.5 | 50 | 28 | 24.5 | 24.0 | 0.509 | 0.571 | 0.353 | 0.396 | |
| ANT 2 | Head | DFT-s-OFDM $\pi/2$ BPSK | Mode A | 0 | Left Tilt | 166300 | 831.5 | 1 | 53 | 24.5 | 24.1 | 0.385 | 0.422 | 0.240 | 0.263 | |
| ANT 2 | Head | DFT-s-OFDM $\pi/2$ BPSK | Mode A | 0 | Left Tilt | 166300 | 831.5 | 50 | 28 | 24.5 | 24.0 | 0.420 | 0.471 | 0.256 | 0.287 | |
| ANT 2 | Head | DFT-s-OFDM $\pi/2$ BPSK | Mode A | 0 | Right Cheek | 166300 | 831.5 | 1 | 53 | 24.5 | 24.1 | 0.771 | 0.845 | 0.489 | 0.536 | 71 |
| ANT 2 | Head | DFT-s-OFDM $\pi/2$ BPSK | Mode A | 0 | Right Cheek | 166300 | 831.5 | 50 | 28 | 24.5 | 24.0 | 0.738 | 0.828 | 0.486 | 0.545 | |
| ANT 2 | Head | DFT-s-OFDM $\pi/2$ BPSK | Mode A | 0 | Right Tilt | 166300 | 831.5 | 1 | 53 | 24.5 | 24.1 | 0.423 | 0.464 | 0.246 | 0.270 | |
| ANT 2 | Head | DFT-s-OFDM $\pi/2$ BPSK | Mode A | 0 | Right Tilt | 166300 | 831.5 | 50 | 28 | 24.5 | 24.0 | 0.435 | 0.488 | 0.237 | 0.266 | |
| ANT 2 | Body & Hotspot | DFT-s-OFDM $\pi/2$ BPSK | Mode B | 5 | Back | 166300 | 831.5 | 1 | 53 | 24.7 | 24.3 | 0.770 | 0.844 | 0.462 | 0.507 | 72 |
| ANT 2 | Body & Hotspot | DFT-s-OFDM $\pi/2$ BPSK | Mode B | 5 | Back | 166300 | 831.5 | 50 | 28 | 24.7 | 24.2 | 0.749 | 0.840 | 0.437 | 0.490 | |
| ANT 2 | Body & Hotspot | DFT-s-OFDM $\pi/2$ BPSK | Mode B | 5 | Front | 166300 | 831.5 | 1 | 53 | 24.7 | 24.3 | 0.323 | 0.354 | 0.208 | 0.228 | |
| ANT 2 | Body & Hotspot | DFT-s-OFDM $\pi/2$ BPSK | Mode B | 5 | Front | 166300 | 831.5 | 50 | 28 | 24.7 | 24.2 | 0.298 | 0.334 | 0.192 | 0.215 | |
| ANT 2 | Hotspot | DFT-s-OFDM $\pi/2$ BPSK | Mode B | 5 | Edge Top | 166300 | 831.5 | 1 | 53 | 24.7 | 24.3 | 0.261 | 0.286 | 0.124 | 0.136 | |
| ANT 2 | Hotspot | DFT-s-OFDM $\pi/2$ BPSK | Mode B | 5 | Edge Top | 166300 | 831.5 | 50 | 28 | 24.7 | 24.2 | 0.228 | 0.256 | 0.110 | 0.123 | |
| ANT 2 | Hotspot | DFT-s-OFDM $\pi/2$ BPSK | Mode B | 5 | Edge Right | 166300 | 831.5 | 1 | 53 | 24.7 | 24.3 | 0.175 | 0.192 | 0.114 | 0.125 | |
| ANT 2 | Hotspot | DFT-s-OFDM $\pi/2$ BPSK | Mode B | 5 | Edge Right | 166300 | 831.5 | 50 | 28 | 24.7 | 24.2 | 0.161 | 0.181 | 0.105 | 0.118 | |
| ANT 2 | Hotspot | DFT-s-OFDM $\pi/2$ BPSK | Mode B | 5 | Edge Left | 166300 | 831.5 | 1 | 53 | 24.7 | 24.3 | 0.302 | 0.331 | 0.197 | 0.216 | |
| ANT 2 | Hotspot | DFT-s-OFDM $\pi/2$ BPSK | Mode B | 5 | Edge Left | 166300 | 831.5 | 50 | 28 | 24.7 | 24.2 | 0.297 | 0.333 | 0.193 | 0.217 | |
| ANT 3 | Head | DFT-s-OFDM $\pi/2$ BPSK | Mode A | 0 | Left Cheek | 166300 | 831.5 | 1 | 53 | 25.4 | 25.2 | 0.126 | 0.132 | 0.097 | 0.102 | |
| ANT 3 | Head | DFT-s-OFDM $\pi/2$ BPSK | Mode A | 0 | Left Cheek | 166300 | 831.5 | 50 | 28 | 25.4 | 25.2 | 0.129 | 0.135 | 0.100 | 0.105 | |
| ANT 3 | Head | DFT-s-OFDM $\pi/2$ BPSK | Mode A | 0 | Left Tilt | 166300 | 831.5 | 1 | 53 | 25.4 | 25.2 | 0.067 | 0.070 | 0.053 | 0.055 | |
| ANT 3 | Head | DFT-s-OFDM $\pi/2$ BPSK | Mode A | 0 | Left Tilt | 166300 | 831.5 | 50 | 28 | 25.4 | 25.2 | 0.073 | 0.076 | 0.058 | 0.061 | |
| ANT 3 | Head | DFT-s-OFDM $\pi/2$ BPSK | Mode A | 0 | Right Cheek | 166300 | 831.5 | 1 | 53 | 25.4 | 25.2 | 0.102 | 0.107 | 0.081 | 0.085 | |
| ANT 3 | Head | DFT-s-OFDM $\pi/2$ BPSK | Mode A | 0 | Right Cheek | 166300 | 831.5 | 50 | 28 | 25.4 | 25.2 | 0.104 | 0.109 | 0.082 | 0.086 | |
| ANT 3 | Head | DFT-s-OFDM $\pi/2$ BPSK | Mode A | 0 | Right Tilt | 166300 | 831.5 | 1 | 53 | 25.4 | 25.2 | 0.059 | 0.062 | 0.046 | 0.048 | |
| ANT 3 | Head | DFT-s-OFDM $\pi/2$ BPSK | Mode A | 0 | Right Tilt | 166300 | 831.5 | 50 | 28 | 25.4 | 25.2 | 0.057 | 0.060 | 0.044 | 0.046 | |
| ANT 3 | Body & Hotspot | DFT-s-OFDM $\pi/2$ BPSK | Mode B | 5 | Back | 166300 | 831.5 | 1 | 53 | 25.3 | 25.1 | 0.558 | 0.584 | 0.296 | 0.310 | |
| ANT 3 | Body & Hotspot | DFT-s-OFDM $\pi/2$ BPSK | Mode B | 5 | Back | 166300 | 831.5 | 50 | 28 | 25.3 | 25.1 | 0.552 | 0.578 | 0.291 | 0.305 | |
| ANT 3 | Body & Hotspot | DFT-s-OFDM $\pi/2$ BPSK | Mode B | 5 | Front | 166300 | 831.5 | 1 | 53 | 25.3 | 25.1 | 0.264 | 0.278 | 0.151 | 0.158 | |
| ANT 3 | Body & Hotspot | DFT-s-OFDM $\pi/2$ BPSK | Mode B | 5 | Front | 166300 | 831.5 | 50 | 28 | 25.3 | 25.1 | 0.338 | 0.354 | 0.188 | 0.197 | |
| ANT 3 | Hotspot | DFT-s-OFDM $\pi/2$ BPSK | Mode B | 5 | Edge Bottom | 166300 | 831.5 | 1 | 53 | 25.3 | 25.1 | 0.331 | 0.347 | 0.133 | 0.139 | |
| ANT 3 | Hotspot | DFT-s-OFDM $\pi/2$ BPSK | Mode B | 5 | Edge Bottom | 166300 | 831.5 | 50 | 28 | 25.3 | 25.1 | 0.261 | 0.273 | 0.106 | 0.111 | |
| ANT 3 | Hotspot | DFT-s-OFDM $\pi/2$ BPSK | Mode B | 5 | Edge Left | 166300 | 831.5 | 1 | 53 | 25.3 | 25.1 | 0.339 | 0.355 | 0.162 | 0.170 | |
| ANT 3 | Hotspot | DFT-s-OFDM $\pi/2$ BPSK | Mode B | 5 | Edge Left | 166300 | 831.5 | 50 | 28 | 25.3 | 25.1 | 0.333 | 0.349 | 0.150 | 0.157 | |

10.26. NR Band n30 (10MHz Bandwidth)

| Antenna | RF Exposure Condition | Mode | Power Mode | Dist (mm) | Test Position | Channel | Freq. (MHz) | RB Allocation | RB Offset | Max Output Pwr (dBm) | Meas. (dBm) | 1-g Meas. (W/kg) | 1-g Scaled (W/kg) | 10-g Meas. (W/kg) | 10-g Scaled (W/kg) | Plot No. |
|---------|-----------------------|----------------------|------------|-----------|---------------|---------|-------------|---------------|-----------|----------------------|-------------|------------------|-------------------|-------------------|--------------------|----------|
| ANT 1 | Head | DFT-s-OFDM 10/2 BPSK | Mode A | 0 | Left Cheek | 462000 | 2310 | 1 | 26 | 25.2 | 25.2 | 0.079 | 0.079 | 0.034 | 0.034 | |
| ANT 1 | Head | DFT-s-OFDM 10/2 BPSK | Mode A | 0 | Left Cheek | 462000 | 2310 | 25 | 14 | 25.2 | 25.1 | 0.082 | 0.084 | 0.035 | 0.036 | |
| ANT 1 | Head | DFT-s-OFDM 10/2 BPSK | Mode A | 0 | Left Tilt | 462000 | 2310 | 1 | 26 | 25.2 | 25.2 | 0.021 | 0.021 | 0.010 | 0.010 | |
| ANT 1 | Head | DFT-s-OFDM 10/2 BPSK | Mode A | 0 | Left Tilt | 462000 | 2310 | 25 | 14 | 25.2 | 25.1 | 0.023 | 0.024 | 0.011 | 0.011 | |
| ANT 1 | Head | DFT-s-OFDM 10/2 BPSK | Mode A | 0 | Right Cheek | 462000 | 2310 | 1 | 26 | 25.2 | 25.2 | 0.104 | 0.104 | 0.052 | 0.052 | |
| ANT 1 | Head | DFT-s-OFDM 10/2 BPSK | Mode A | 0 | Right Cheek | 462000 | 2310 | 25 | 14 | 25.2 | 25.1 | 0.096 | 0.098 | 0.048 | 0.049 | |
| ANT 1 | Head | DFT-s-OFDM 10/2 BPSK | Mode A | 0 | Right Tilt | 462000 | 2310 | 1 | 26 | 25.2 | 25.2 | 0.081 | 0.081 | 0.042 | 0.042 | |
| ANT 1 | Head | DFT-s-OFDM 10/2 BPSK | Mode A | 0 | Right Tilt | 462000 | 2310 | 25 | 14 | 25.2 | 25.1 | 0.078 | 0.080 | 0.041 | 0.042 | |
| ANT 1 | Body & Hotspot | DFT-s-OFDM 10/2 BPSK | Mode B | 5 | Back | 462000 | 2310 | 1 | 26 | 24.3 | 23.9 | 0.614 | 0.673 | 0.286 | 0.314 | |
| ANT 1 | Body & Hotspot | DFT-s-OFDM 10/2 BPSK | Mode B | 5 | Back | 462000 | 2310 | 25 | 14 | 24.3 | 23.9 | 0.591 | 0.648 | 0.276 | 0.303 | |
| ANT 1 | Body & Hotspot | DFT-s-OFDM 10/2 BPSK | Mode B | 5 | Front | 462000 | 2310 | 1 | 26 | 24.3 | 23.9 | 0.497 | 0.545 | 0.241 | 0.264 | |
| ANT 1 | Body & Hotspot | DFT-s-OFDM 10/2 BPSK | Mode B | 5 | Front | 462000 | 2310 | 25 | 14 | 24.3 | 23.9 | 0.386 | 0.423 | 0.198 | 0.217 | |
| ANT 1 | Hotspot | DFT-s-OFDM 10/2 BPSK | Mode B | 5 | Edge Right | 462000 | 2310 | 1 | 26 | 24.3 | 23.9 | 0.848 | 0.930 | 0.351 | 0.385 | |
| ANT 1 | Hotspot | DFT-s-OFDM 10/2 BPSK | Mode B | 5 | Edge Right | 462000 | 2310 | 25 | 14 | 24.3 | 23.9 | 0.835 | 0.916 | 0.344 | 0.377 | |
| ANT 1 | Hotspot | DFT-s-OFDM 10/2 BPSK | Mode B | 5 | Edge Bottom | 462000 | 2310 | 1 | 26 | 24.3 | 23.9 | 0.546 | 0.599 | 0.226 | 0.248 | |
| ANT 1 | Hotspot | DFT-s-OFDM 10/2 BPSK | Mode B | 5 | Edge Bottom | 462000 | 2310 | 25 | 14 | 24.3 | 23.9 | 0.561 | 0.615 | 0.232 | 0.254 | |
| ANT 1 | Hotspot | DFT-s-OFDM 10/2 BPSK | Mode B | 5 | Edge Left | 462000 | 2310 | 1 | 26 | 24.3 | 23.9 | 0.040 | 0.044 | 0.019 | 0.021 | |
| ANT 1 | Hotspot | DFT-s-OFDM 10/2 BPSK | Mode B | 5 | Edge Left | 462000 | 2310 | 25 | 14 | 24.3 | 23.9 | 0.041 | 0.045 | 0.019 | 0.021 | |
| Antenna | RF Exposure Condition | Mode | Power Mode | Dist (mm) | Test Position | Channel | Freq. (MHz) | RB Allocation | RB Offset | Max Output Pwr (dBm) | Meas. (dBm) | 1-g Meas. (W/kg) | 1-g Scaled (W/kg) | 10-g Meas. (W/kg) | 10-g Scaled (W/kg) | Plot No. |
| ANT 2 | Head | DFT-s-OFDM 10/2 BPSK | Mode A | 0 | Left Cheek | 462000 | 2310 | 1 | 26 | 22.3 | 21.6 | 0.158 | 0.186 | 0.081 | 0.095 | |
| ANT 2 | Head | DFT-s-OFDM 10/2 BPSK | Mode A | 0 | Left Cheek | 462000 | 2310 | 25 | 14 | 22.3 | 21.4 | 0.167 | 0.205 | 0.087 | 0.107 | |
| ANT 2 | Head | DFT-s-OFDM 10/2 BPSK | Mode A | 0 | Left Tilt | 462000 | 2310 | 1 | 26 | 22.3 | 21.6 | 0.215 | 0.253 | 0.100 | 0.117 | |
| ANT 2 | Head | DFT-s-OFDM 10/2 BPSK | Mode A | 0 | Left Tilt | 462000 | 2310 | 25 | 14 | 22.3 | 21.4 | 0.239 | 0.294 | 0.107 | 0.132 | |
| ANT 2 | Head | DFT-s-OFDM 10/2 BPSK | Mode A | 0 | Right Cheek | 462000 | 2310 | 1 | 26 | 22.3 | 21.6 | 0.723 | 0.849 | 0.362 | 0.425 | |
| ANT 2 | Head | DFT-s-OFDM 10/2 BPSK | Mode A | 0 | Right Cheek | 462000 | 2310 | 25 | 14 | 22.3 | 21.4 | 0.759 | 0.934 | 0.369 | 0.454 | |
| ANT 2 | Head | DFT-s-OFDM 10/2 BPSK | Mode A | 0 | Right Tilt | 462000 | 2310 | 1 | 26 | 22.3 | 21.6 | 0.498 | 0.585 | 0.214 | 0.251 | |
| ANT 2 | Head | DFT-s-OFDM 10/2 BPSK | Mode A | 0 | Right Tilt | 462000 | 2310 | 25 | 14 | 22.3 | 21.4 | 0.470 | 0.578 | 0.202 | 0.249 | |
| ANT 2 | Body & Hotspot | DFT-s-OFDM 10/2 BPSK | Mode B | 5 | Back | 462000 | 2310 | 1 | 26 | 23.0 | 22.3 | 0.791 | 0.929 | 0.359 | 0.422 | 73 |
| ANT 2 | Body & Hotspot | DFT-s-OFDM 10/2 BPSK | Mode B | 5 | Back | 462000 | 2310 | 25 | 14 | 23.0 | 22.2 | 0.769 | 0.925 | 0.345 | 0.415 | |
| ANT 2 | Body & Hotspot | DFT-s-OFDM 10/2 BPSK | Mode B | 5 | Front | 462000 | 2310 | 1 | 26 | 23.0 | 22.3 | 0.324 | 0.381 | 0.176 | 0.207 | |
| ANT 2 | Body & Hotspot | DFT-s-OFDM 10/2 BPSK | Mode B | 5 | Front | 462000 | 2310 | 25 | 14 | 23.0 | 22.2 | 0.376 | 0.452 | 0.210 | 0.252 | |
| ANT 2 | Hotspot | DFT-s-OFDM 10/2 BPSK | Mode B | 5 | Edge Top | 462000 | 2310 | 1 | 26 | 23.0 | 22.3 | 0.329 | 0.387 | 0.119 | 0.140 | |
| ANT 2 | Hotspot | DFT-s-OFDM 10/2 BPSK | Mode B | 5 | Edge Top | 462000 | 2310 | 25 | 14 | 23.0 | 22.2 | 0.314 | 0.378 | 0.109 | 0.131 | |
| ANT 2 | Hotspot | DFT-s-OFDM 10/2 BPSK | Mode B | 5 | Edge Right | 462000 | 2310 | 1 | 26 | 23.0 | 22.3 | 0.033 | 0.039 | 0.016 | 0.019 | |
| ANT 2 | Hotspot | DFT-s-OFDM 10/2 BPSK | Mode B | 5 | Edge Right | 462000 | 2310 | 25 | 14 | 23.0 | 22.2 | 0.021 | 0.025 | 0.009 | 0.011 | |
| ANT 2 | Hotspot | DFT-s-OFDM 10/2 BPSK | Mode B | 5 | Edge Left | 462000 | 2310 | 1 | 26 | 23.0 | 22.3 | 0.775 | 0.911 | 0.374 | 0.439 | |
| ANT 2 | Hotspot | DFT-s-OFDM 10/2 BPSK | Mode B | 5 | Edge Left | 462000 | 2310 | 25 | 14 | 23.0 | 22.2 | 0.731 | 0.879 | 0.354 | 0.426 | |
| Antenna | RF Exposure Condition | Mode | Power Mode | Dist (mm) | Test Position | Channel | Freq. (MHz) | RB Allocation | RB Offset | Max Output Pwr (dBm) | Meas. (dBm) | 1-g Meas. (W/kg) | 1-g Scaled (W/kg) | 10-g Meas. (W/kg) | 10-g Scaled (W/kg) | Plot No. |
| ANT 3 | Head | DFT-s-OFDM 10/2 BPSK | Mode A | 0 | Left Cheek | 462000 | 2310 | 1 | 26 | 22.3 | 22.0 | 0.256 | 0.273 | 0.134 | 0.143 | |
| ANT 3 | Head | DFT-s-OFDM 10/2 BPSK | Mode A | 0 | Left Cheek | 462000 | 2310 | 25 | 14 | 22.3 | 22.0 | 0.237 | 0.254 | 0.125 | 0.134 | |
| ANT 3 | Head | DFT-s-OFDM 10/2 BPSK | Mode A | 0 | Left Tilt | 462000 | 2310 | 1 | 26 | 22.3 | 22.0 | 0.063 | 0.067 | 0.036 | 0.038 | |
| ANT 3 | Head | DFT-s-OFDM 10/2 BPSK | Mode A | 0 | Left Tilt | 462000 | 2310 | 25 | 14 | 22.3 | 22.0 | 0.033 | 0.035 | 0.019 | 0.020 | |
| ANT 3 | Head | DFT-s-OFDM 10/2 BPSK | Mode A | 0 | Right Cheek | 462000 | 2310 | 1 | 26 | 22.3 | 22.0 | 0.109 | 0.116 | 0.062 | 0.066 | |
| ANT 3 | Head | DFT-s-OFDM 10/2 BPSK | Mode A | 0 | Right Cheek | 462000 | 2310 | 25 | 14 | 22.3 | 22.0 | 0.116 | 0.124 | 0.065 | 0.070 | |
| ANT 3 | Head | DFT-s-OFDM 10/2 BPSK | Mode A | 0 | Right Tilt | 462000 | 2310 | 1 | 26 | 22.3 | 22.0 | 0.118 | 0.126 | 0.065 | 0.069 | |
| ANT 3 | Head | DFT-s-OFDM 10/2 BPSK | Mode A | 0 | Right Tilt | 462000 | 2310 | 25 | 14 | 22.3 | 22.0 | 0.119 | 0.128 | 0.066 | 0.071 | |
| ANT 3 | Body & Hotspot | DFT-s-OFDM 10/2 BPSK | Mode B | 5 | Back | 462000 | 2310 | 1 | 26 | 20.2 | 19.1 | 0.682 | 0.879 | 0.296 | 0.381 | |
| ANT 3 | Body & Hotspot | DFT-s-OFDM 10/2 BPSK | Mode B | 5 | Back | 462000 | 2310 | 25 | 14 | 20.2 | 19.1 | 0.671 | 0.864 | 0.293 | 0.377 | |
| ANT 3 | Body & Hotspot | DFT-s-OFDM 10/2 BPSK | Mode B | 5 | Front | 462000 | 2310 | 1 | 26 | 20.2 | 19.1 | 0.467 | 0.602 | 0.233 | 0.300 | |
| ANT 3 | Body & Hotspot | DFT-s-OFDM 10/2 BPSK | Mode B | 5 | Front | 462000 | 2310 | 25 | 14 | 20.2 | 19.1 | 0.419 | 0.540 | 0.208 | 0.268 | |
| ANT 3 | Hotspot | DFT-s-OFDM 10/2 BPSK | Mode B | 5 | Edge Bottom | 462000 | 2310 | 1 | 26 | 20.2 | 19.1 | 0.263 | 0.339 | 0.133 | 0.171 | |
| ANT 3 | Hotspot | DFT-s-OFDM 10/2 BPSK | Mode B | 5 | Edge Bottom | 462000 | 2310 | 25 | 14 | 20.2 | 19.1 | 0.276 | 0.356 | 0.139 | 0.179 | |
| ANT 3 | Hotspot | DFT-s-OFDM 10/2 BPSK | Mode B | 5 | Edge Left | 462000 | 2310 | 1 | 26 | 20.2 | 19.1 | 0.653 | 0.841 | 0.297 | 0.383 | |
| ANT 3 | Hotspot | DFT-s-OFDM 10/2 BPSK | Mode B | 5 | Edge Left | 462000 | 2310 | 25 | 14 | 20.2 | 19.1 | 0.627 | 0.808 | 0.285 | 0.367 | |
| Antenna | RF Exposure Condition | Mode | Power Mode | Dist (mm) | Test Position | Channel | Freq. (MHz) | RB Allocation | RB Offset | Max Output Pwr (dBm) | Meas. (dBm) | 1-g Meas. (W/kg) | 1-g Scaled (W/kg) | 10-g Meas. (W/kg) | 10-g Scaled (W/kg) | Plot No. |
| ANT 4 | Head | DFT-s-OFDM 10/2 BPSK | Mode A | 0 | Left Cheek | 462000 | 2310 | 1 | 26 | 21.5 | 21.2 | 0.885 | 0.948 | 0.402 | 0.431 | 74 |
| ANT 4 | Head | DFT-s-OFDM 10/2 BPSK | Mode A | 0 | Left Cheek | 462000 | 2310 | 25 | 14 | 21.5 | 21.1 | 0.844 | 0.925 | 0.383 | 0.420 | |
| ANT 4 | Head | DFT-s-OFDM 10/2 BPSK | Mode A | 0 | Left Tilt | 462000 | 2310 | 1 | 26 | 21.5 | 21.2 | 0.263 | 0.282 | 0.134 | 0.144 | |
| ANT 4 | Head | DFT-s-OFDM 10/2 BPSK | Mode A | 0 | Left Tilt | 462000 | 2310 | 25 | 14 | 21.5 | 21.1 | 0.252 | 0.276 | 0.128 | 0.140 | |
| ANT 4 | Head | DFT-s-OFDM 10/2 BPSK | Mode A | 0 | Right Cheek | 462000 | 2310 | 1 | 26 | 21.5 | 21.2 | 0.320 | 0.343 | 0.178 | 0.191 | |
| ANT 4 | Head | DFT-s-OFDM 10/2 BPSK | Mode A | 0 | Right Cheek | 462000 | 2310 | 25 | 14 | 21.5 | 21.1 | 0.297 | 0.326 | 0.162 | 0.178 | |
| ANT 4 | Head | DFT-s-OFDM 10/2 BPSK | Mode A | 0 | Right Tilt | 462000 | 2310 | 1 | 26 | 21.5 | 21.2 | 0.116 | 0.124 | 0.066 | 0.071 | |
| ANT 4 | Head | DFT-s-OFDM 10/2 BPSK | Mode A | 0 | Right Tilt | 462000 | 2310 | 25 | 14 | 21.5 | 21.1 | 0.086 | 0.094 | 0.049 | 0.054 | |
| ANT 4 | Body & Hotspot | DFT-s-OFDM 10/2 BPSK | Mode B | 5 | Back | 462000 | 2310 | 1 | 26 | 20.0 | 19.2 | 0.449 | 0.540 | 0.199 | 0.239 | |
| ANT 4 | Body & Hotspot | DFT-s-OFDM 10/2 BPSK | Mode B | 5 | Back | 462000 | 2310 | 25 | 14 | 20.0 | 19.0 | 0.448 | 0.564 | 0.198 | 0.249 | |
| ANT 4 | Body & Hotspot | DFT-s-OFDM 10/2 BPSK | Mode B | 5 | Front | 462000 | 2310 | 1 | 26 | 20.0 | 19.2 | 0.208 | 0.250 | 0.097 | 0.117 | |
| ANT 4 | Body & Hotspot | DFT-s-OFDM 10/2 BPSK | Mode B | 5 | Front | 462000 | 2310 | 25 | 14 | 20.0 | 19.0 | 0.203 | 0.256 | 0.095 | 0.120 | |
| ANT 4 | Hotspot | DFT-s-OFDM 10/2 BPSK | Mode B | 5 | Edge Top | 462000 | 2310 | 1 | 26 | 20.0 | 19.2 | 0.034 | 0.041 | 0.013 | 0.016 | |
| ANT 4 | Hotspot | DFT-s-OFDM 10/2 BPSK | Mode B | 5 | Edge Top | 462000 | 2310 | 25 | 14 | 20.0 | 19.0 | 0.033 | 0.042 | 0.013 | 0.016 | |
| ANT 4 | Hotspot | DFT-s-OFDM 10/2 BPSK | Mode B | 5 | Edge Right | 462000 | 2310 | 1 | 26 | 20.0 | 19.2 | 0.733 | 0.881 | 0.315 | 0.379 | |
| ANT 4 | Hotspot | DFT-s-OFDM 10/2 BPSK | Mode B | 5 | Edge Right | 462000 | 2310 | 25 | 14 | 20.0 | 19.0 | 0.753 | 0.948 | 0.318 | 0.400 | 75 |

10.27. NR Band n41 PC3 (100MHz Bandwidth)

| Antenna | RF Exposure Condition | Mode | Power Mode | Dist (mm) | Test Position | Channel | Freq. (MHz) | RB Allocation | RB Offset | Max Output Pwr (dBm) | Meas. (dBm) | 1-g Meas. (W/kg) | 1-g Scaled (W/kg) | 10-g Meas. (W/kg) | 10-g Scaled (W/kg) | Plot No. |
|---------|-----------------------|----------------------|------------|-----------|---------------|---------|-------------|---------------|-----------|----------------------|-------------|------------------|-------------------|-------------------|--------------------|----------|
| ANT 1 | Head | DFT-s-OFDM n1/2 BPSK | Mode A | 0 | Left Cheek | 518598 | 2592.99 | 1 | 136 | 24.5 | 24.5 | 0.097 | 0.097 | 0.056 | 0.056 | |
| ANT 1 | Head | DFT-s-OFDM n1/2 BPSK | Mode A | 0 | Left Cheek | 518598 | 2592.99 | 135 | 69 | 24.5 | 24.5 | 0.076 | 0.076 | 0.042 | 0.042 | |
| ANT 1 | Head | DFT-s-OFDM n1/2 BPSK | Mode A | 0 | Left Tilt | 518598 | 2592.99 | 1 | 136 | 24.5 | 24.5 | 0.056 | 0.056 | 0.027 | 0.027 | |
| ANT 1 | Head | DFT-s-OFDM n1/2 BPSK | Mode A | 0 | Left Tilt | 518598 | 2592.99 | 135 | 69 | 24.5 | 24.5 | 0.052 | 0.052 | 0.025 | 0.025 | |
| ANT 1 | Head | DFT-s-OFDM n1/2 BPSK | Mode A | 0 | Right Cheek | 518598 | 2592.99 | 1 | 136 | 24.5 | 24.5 | 0.225 | 0.225 | 0.115 | 0.115 | |
| ANT 1 | Head | DFT-s-OFDM n1/2 BPSK | Mode A | 0 | Right Cheek | 518598 | 2592.99 | 135 | 69 | 24.5 | 24.5 | 0.241 | 0.241 | 0.121 | 0.121 | |
| ANT 1 | Head | DFT-s-OFDM n1/2 BPSK | Mode A | 0 | Right Tilt | 518598 | 2592.99 | 1 | 136 | 24.5 | 24.5 | 0.046 | 0.046 | 0.023 | 0.023 | |
| ANT 1 | Head | DFT-s-OFDM n1/2 BPSK | Mode A | 0 | Right Tilt | 518598 | 2592.99 | 135 | 69 | 24.5 | 24.5 | 0.043 | 0.043 | 0.021 | 0.021 | |
| ANT 1 | Body & Hotspot | DFT-s-OFDM n1/2 BPSK | Mode B | 5 | Back | 518598 | 2592.99 | 1 | 136 | 20.8 | 20.3 | 0.779 | 0.874 | 0.389 | 0.436 | |
| ANT 1 | Body & Hotspot | DFT-s-OFDM n1/2 BPSK | Mode B | 5 | Back | 518598 | 2592.99 | 135 | 69 | 20.8 | 20.2 | 0.667 | 0.766 | 0.338 | 0.388 | |
| ANT 1 | Body & Hotspot | DFT-s-OFDM n1/2 BPSK | Mode B | 5 | Front | 518598 | 2592.99 | 1 | 136 | 20.8 | 20.3 | 0.423 | 0.475 | 0.166 | 0.186 | |
| ANT 1 | Body & Hotspot | DFT-s-OFDM n1/2 BPSK | Mode B | 5 | Front | 518598 | 2592.99 | 135 | 69 | 20.8 | 20.2 | 0.385 | 0.442 | 0.152 | 0.175 | |
| ANT 1 | Hotspot | DFT-s-OFDM n1/2 BPSK | Mode B | 5 | Edge Right | 518598 | 2592.99 | 1 | 136 | 20.8 | 20.3 | 0.764 | 0.857 | 0.331 | 0.371 | |
| ANT 1 | Hotspot | DFT-s-OFDM n1/2 BPSK | Mode B | 5 | Edge Right | 518598 | 2592.99 | 135 | 69 | 20.8 | 20.2 | 0.799 | 0.917 | 0.345 | 0.396 | |
| ANT 1 | Hotspot | DFT-s-OFDM n1/2 BPSK | Mode B | 5 | Edge Bottom | 518598 | 2592.99 | 1 | 136 | 20.8 | 20.3 | 0.578 | 0.649 | 0.216 | 0.242 | |
| ANT 1 | Hotspot | DFT-s-OFDM n1/2 BPSK | Mode B | 5 | Edge Bottom | 518598 | 2592.99 | 135 | 69 | 20.8 | 20.2 | 0.530 | 0.609 | 0.197 | 0.226 | |
| ANT 1 | Hotspot | DFT-s-OFDM n1/2 BPSK | Mode B | 5 | Edge Left | 518598 | 2592.99 | 1 | 136 | 20.8 | 20.3 | 0.114 | 0.128 | 0.048 | 0.054 | |
| ANT 1 | Hotspot | DFT-s-OFDM n1/2 BPSK | Mode B | 5 | Edge Left | 518598 | 2592.99 | 135 | 69 | 20.8 | 20.2 | 0.108 | 0.124 | 0.045 | 0.052 | |
| ANT 2 | Head | DFT-s-OFDM n1/2 BPSK | Mode A | 0 | Left Cheek | 518598 | 2592.99 | 1 | 136 | 18.5 | 17.7 | 0.444 | 0.534 | 0.174 | 0.209 | |
| ANT 2 | Head | DFT-s-OFDM n1/2 BPSK | Mode A | 0 | Left Cheek | 518598 | 2592.99 | 135 | 69 | 18.5 | 17.7 | 0.418 | 0.503 | 0.165 | 0.198 | |
| ANT 2 | Head | DFT-s-OFDM n1/2 BPSK | Mode A | 0 | Left Tilt | 518598 | 2592.99 | 1 | 136 | 18.5 | 17.7 | 0.547 | 0.658 | 0.207 | 0.249 | |
| ANT 2 | Head | DFT-s-OFDM n1/2 BPSK | Mode A | 0 | Left Tilt | 518598 | 2592.99 | 135 | 69 | 18.5 | 17.7 | 0.544 | 0.654 | 0.203 | 0.244 | |
| ANT 2 | Head | DFT-s-OFDM n1/2 BPSK | Mode A | 0 | Right Cheek | 518598 | 2592.99 | 1 | 136 | 18.5 | 17.7 | 0.764 | 0.919 | 0.324 | 0.390 | |
| ANT 2 | Head | DFT-s-OFDM n1/2 BPSK | Mode A | 0 | Right Cheek | 518598 | 2592.99 | 135 | 69 | 18.5 | 17.7 | 0.768 | 0.923 | 0.328 | 0.394 | |
| ANT 2 | Head | DFT-s-OFDM n1/2 BPSK | Mode A | 0 | Right Tilt | 518598 | 2592.99 | 1 | 136 | 18.5 | 17.7 | 0.627 | 0.754 | 0.242 | 0.291 | |
| ANT 2 | Head | DFT-s-OFDM n1/2 BPSK | Mode A | 0 | Right Tilt | 518598 | 2592.99 | 135 | 69 | 18.5 | 17.7 | 0.682 | 0.820 | 0.260 | 0.313 | |
| ANT 2 | Body & Hotspot | DFT-s-OFDM n1/2 BPSK | Mode B | 5 | Back | 518598 | 2592.99 | 1 | 136 | 19.5 | 18.8 | 0.692 | 0.813 | 0.267 | 0.314 | |
| ANT 2 | Body & Hotspot | DFT-s-OFDM n1/2 BPSK | Mode B | 5 | Back | 518598 | 2592.99 | 135 | 69 | 19.5 | 18.6 | 0.771 | 0.949 | 0.295 | 0.363 | 76 |
| ANT 2 | Body & Hotspot | DFT-s-OFDM n1/2 BPSK | Mode B | 5 | Front | 518598 | 2592.99 | 1 | 136 | 19.5 | 18.8 | 0.362 | 0.425 | 0.155 | 0.182 | |
| ANT 2 | Body & Hotspot | DFT-s-OFDM n1/2 BPSK | Mode B | 5 | Front | 518598 | 2592.99 | 135 | 69 | 19.5 | 18.6 | 0.369 | 0.454 | 0.159 | 0.196 | |
| ANT 2 | Hotspot | DFT-s-OFDM n1/2 BPSK | Mode B | 5 | Edge Top | 518598 | 2592.99 | 1 | 136 | 19.5 | 18.8 | 0.478 | 0.562 | 0.175 | 0.206 | |
| ANT 2 | Hotspot | DFT-s-OFDM n1/2 BPSK | Mode B | 5 | Edge Top | 518598 | 2592.99 | 135 | 69 | 19.5 | 18.6 | 0.483 | 0.594 | 0.176 | 0.217 | |
| ANT 2 | Hotspot | DFT-s-OFDM n1/2 BPSK | Mode B | 5 | Edge Right | 518598 | 2592.99 | 1 | 136 | 19.5 | 18.8 | 0.036 | 0.042 | 0.017 | 0.020 | |
| ANT 2 | Hotspot | DFT-s-OFDM n1/2 BPSK | Mode B | 5 | Edge Right | 518598 | 2592.99 | 135 | 69 | 19.5 | 18.6 | 0.029 | 0.036 | 0.013 | 0.016 | |
| ANT 2 | Hotspot | DFT-s-OFDM n1/2 BPSK | Mode B | 5 | Edge Left | 518598 | 2592.99 | 1 | 136 | 19.5 | 18.8 | 0.786 | 0.923 | 0.332 | 0.390 | |
| ANT 2 | Hotspot | DFT-s-OFDM n1/2 BPSK | Mode B | 5 | Edge Left | 518598 | 2592.99 | 135 | 69 | 19.5 | 18.6 | 0.772 | 0.950 | 0.325 | 0.400 | 77 |
| ANT 3 | Head | DFT-s-OFDM n1/2 BPSK | Mode A | 0 | Left Cheek | 518598 | 2592.99 | 1 | 136 | 22.7 | 22.5 | 0.348 | 0.364 | 0.181 | 0.190 | |
| ANT 3 | Head | DFT-s-OFDM n1/2 BPSK | Mode A | 0 | Left Cheek | 518598 | 2592.99 | 135 | 69 | 22.7 | 22.5 | 0.345 | 0.361 | 0.180 | 0.188 | |
| ANT 3 | Head | DFT-s-OFDM n1/2 BPSK | Mode A | 0 | Left Tilt | 518598 | 2592.99 | 1 | 136 | 22.7 | 22.5 | 0.106 | 0.111 | 0.056 | 0.059 | |
| ANT 3 | Head | DFT-s-OFDM n1/2 BPSK | Mode A | 0 | Left Tilt | 518598 | 2592.99 | 135 | 69 | 22.7 | 22.5 | 0.105 | 0.110 | 0.055 | 0.058 | |
| ANT 3 | Head | DFT-s-OFDM n1/2 BPSK | Mode A | 0 | Right Cheek | 518598 | 2592.99 | 1 | 136 | 22.7 | 22.5 | 0.143 | 0.150 | 0.078 | 0.082 | |
| ANT 3 | Head | DFT-s-OFDM n1/2 BPSK | Mode A | 0 | Right Cheek | 518598 | 2592.99 | 135 | 69 | 22.7 | 22.5 | 0.138 | 0.145 | 0.076 | 0.080 | |
| ANT 3 | Head | DFT-s-OFDM n1/2 BPSK | Mode A | 0 | Right Tilt | 518598 | 2592.99 | 1 | 136 | 22.7 | 22.5 | 0.161 | 0.169 | 0.083 | 0.087 | |
| ANT 3 | Head | DFT-s-OFDM n1/2 BPSK | Mode A | 0 | Right Tilt | 518598 | 2592.99 | 135 | 69 | 22.7 | 22.5 | 0.169 | 0.177 | 0.087 | 0.091 | |
| ANT 3 | Body & Hotspot | DFT-s-OFDM n1/2 BPSK | Mode B | 5 | Back | 518598 | 2592.99 | 1 | 136 | 18.9 | 18.2 | 0.641 | 0.753 | 0.280 | 0.329 | |
| ANT 3 | Body & Hotspot | DFT-s-OFDM n1/2 BPSK | Mode B | 5 | Back | 518598 | 2592.99 | 135 | 69 | 18.9 | 18.2 | 0.671 | 0.788 | 0.296 | 0.348 | |
| ANT 3 | Body & Hotspot | DFT-s-OFDM n1/2 BPSK | Mode B | 5 | Front | 518598 | 2592.99 | 1 | 136 | 18.9 | 18.2 | 0.324 | 0.381 | 0.148 | 0.174 | |
| ANT 3 | Body & Hotspot | DFT-s-OFDM n1/2 BPSK | Mode B | 5 | Front | 518598 | 2592.99 | 135 | 69 | 18.9 | 18.2 | 0.332 | 0.390 | 0.152 | 0.179 | |
| ANT 3 | Hotspot | DFT-s-OFDM n1/2 BPSK | Mode B | 5 | Edge Bottom | 518598 | 2592.99 | 1 | 136 | 18.9 | 18.2 | 0.080 | 0.094 | 0.037 | 0.043 | |
| ANT 3 | Hotspot | DFT-s-OFDM n1/2 BPSK | Mode B | 5 | Edge Bottom | 518598 | 2592.99 | 135 | 69 | 18.9 | 18.2 | 0.083 | 0.098 | 0.038 | 0.045 | |
| ANT 3 | Hotspot | DFT-s-OFDM n1/2 BPSK | Mode B | 5 | Edge Left | 518598 | 2592.99 | 1 | 136 | 18.9 | 18.2 | 0.765 | 0.899 | 0.320 | 0.376 | |
| ANT 3 | Hotspot | DFT-s-OFDM n1/2 BPSK | Mode B | 5 | Edge Left | 518598 | 2592.99 | 135 | 69 | 18.9 | 18.2 | 0.771 | 0.906 | 0.321 | 0.377 | |
| ANT 4 | Head | DFT-s-OFDM n1/2 BPSK | Mode A | 0 | Left Cheek | 518598 | 2592.99 | 1 | 136 | 20.1 | 19.1 | 0.743 | 0.935 | 0.296 | 0.373 | 78 |
| ANT 4 | Head | DFT-s-OFDM n1/2 BPSK | Mode A | 0 | Left Cheek | 518598 | 2592.99 | 135 | 69 | 20.1 | 19.0 | 0.722 | 0.930 | 0.288 | 0.371 | |
| ANT 4 | Head | DFT-s-OFDM n1/2 BPSK | Mode A | 0 | Left Tilt | 518598 | 2592.99 | 1 | 136 | 20.1 | 19.1 | 0.167 | 0.210 | 0.082 | 0.103 | |
| ANT 4 | Head | DFT-s-OFDM n1/2 BPSK | Mode A | 0 | Left Tilt | 518598 | 2592.99 | 135 | 69 | 20.1 | 19.0 | 0.167 | 0.215 | 0.082 | 0.106 | |
| ANT 4 | Head | DFT-s-OFDM n1/2 BPSK | Mode A | 0 | Right Cheek | 518598 | 2592.99 | 1 | 136 | 20.1 | 19.1 | 0.201 | 0.253 | 0.099 | 0.125 | |
| ANT 4 | Head | DFT-s-OFDM n1/2 BPSK | Mode A | 0 | Right Cheek | 518598 | 2592.99 | 135 | 69 | 20.1 | 19.0 | 0.197 | 0.254 | 0.098 | 0.126 | |
| ANT 4 | Head | DFT-s-OFDM n1/2 BPSK | Mode A | 0 | Right Tilt | 518598 | 2592.99 | 1 | 136 | 20.1 | 19.1 | 0.055 | 0.069 | 0.026 | 0.033 | |
| ANT 4 | Head | DFT-s-OFDM n1/2 BPSK | Mode A | 0 | Right Tilt | 518598 | 2592.99 | 135 | 69 | 20.1 | 19.0 | 0.061 | 0.079 | 0.029 | 0.037 | |
| ANT 4 | Body & Hotspot | DFT-s-OFDM n1/2 BPSK | Mode B | 5 | Back | 518598 | 2592.99 | 1 | 136 | 18.8 | 18.4 | 0.673 | 0.738 | 0.274 | 0.300 | |
| ANT 4 | Body & Hotspot | DFT-s-OFDM n1/2 BPSK | Mode B | 5 | Back | 518598 | 2592.99 | 135 | 69 | 18.8 | 18.2 | 0.565 | 0.649 | 0.236 | 0.271 | |
| ANT 4 | Body & Hotspot | DFT-s-OFDM n1/2 BPSK | Mode B | 5 | Front | 518598 | 2592.99 | 1 | 136 | 18.8 | 18.4 | 0.196 | 0.215 | 0.085 | 0.093 | |
| ANT 4 | Body & Hotspot | DFT-s-OFDM n1/2 BPSK | Mode B | 5 | Front | 518598 | 2592.99 | 135 | 69 | 18.8 | 18.2 | 0.246 | 0.282 | 0.107 | 0.123 | |
| ANT 4 | Hotspot | DFT-s-OFDM n1/2 BPSK | Mode B | 5 | Edge Top | 518598 | 2592.99 | 1 | 136 | 18.8 | 18.4 | 0.039 | 0.043 | 0.019 | 0.021 | |
| ANT 4 | Hotspot | DFT-s-OFDM n1/2 BPSK | Mode B | 5 | Edge Top | 518598 | 2592.99 | 135 | 69 | 18.8 | 18.2 | 0.041 | 0.047 | 0.020 | 0.023 | |
| ANT 4 | Hotspot | DFT-s-OFDM n1/2 BPSK | Mode B | 5 | Edge Right | 518598 | 2592.99 | 1 | 136 | 18.8 | 18.4 | 0.738 | 0.809 | 0.300 | 0.329 | |
| ANT 4 | Hotspot | DFT-s-OFDM n1/2 BPSK | Mode B | 5 | Edge Right | 518598 | 2592.99 | 135 | 69 | 18.8 | 18.2 | 0.795 | 0.913 | 0.319 | 0.366 | |

10.28. NR Band n41 PC2 (100MHz Bandwidth)

From May 2017 TCB Workshop, SAR tested were performed using Power Class 3. SAR test for Power Class 2 is tested using the highest SAR test configuration in Power Class 3 for each LTE configuration and exposure condition combination. According to the highest time averaged power for UL-DL configurations, configuration # 1 with duty cycle 43.3% is used for Power Class 2 SAR test.

Additional SAR testing for Power Class 2 is not required when:

- The reported SAR vs. output power can be linearly scaled with < 10% discrepancy between power classes and all reported SAR are < 1.4 W/kg

Reported SAR vs. Output Power linearly scaled

| Antenna | RF Exposure Condition | FR1 n41 PC2 | | | FR1 n41 PC3 | | | | PC2 Linearly scaled Reported SAR (W/kg) | Linearly scaled (<10%) | Testing Required |
|----------------|-----------------------|--------------------|------------------|--------------------|--------------------|---------------------|--------------------|---------------------|---|------------------------|------------------|
| | | Duty Cycle (%) | Max Output Power | Frame Avg Pwr (mW) | Duty Cycle (%) | Max Output Power | Frame Avg Pwr (mW) | Reported SAR (W/kg) | | | |
| ANT 1 | Head | 50.0% | 27.5 | 281.2 | 100.0% | 24.5 | 281.8 | 0.241 | 0.240 | -0.4% | No |
| ANT 1 | Body & Hotspot | 50.0% | 23.8 | 119.9 | 100.0% | 20.8 | 120.2 | 0.874 | 0.872 | -0.2% | No |
| ANT 1 | Hotspot | 50.0% | 23.8 | 119.9 | 100.0% | 20.8 | 120.2 | 0.917 | 0.915 | -0.3% | No |
| Antenna | RF Exposure Condition | FR1 n41 PC2 | | | FR1 n41 PC3 | | | | PC2 Linearly scaled Reported SAR (W/kg) | Linearly scaled (<10%) | Testing Required |
| Duty Cycle (%) | Max Output Power | Frame Avg Pwr (mW) | Duty Cycle (%) | Max Output Power | Frame Avg Pwr (mW) | Reported SAR (W/kg) | | | | | |
| ANT 2 | Head | 50.0% | 21.5 | 70.6 | 100.0% | 18.5 | 70.8 | 0.923 | 0.921 | -0.3% | No |
| ANT 2 | Body & Hotspot | 50.0% | 22.5 | 88.9 | 100.0% | 19.5 | 89.1 | 0.949 | 0.946 | -0.3% | No |
| ANT 2 | Hotspot | 50.0% | 22.5 | 88.9 | 100.0% | 19.5 | 89.1 | 0.950 | 0.947 | -0.3% | No |
| Antenna | RF Exposure Condition | FR1 n41 PC2 | | | FR1 n41 PC3 | | | | PC2 Linearly scaled Reported SAR (W/kg) | Linearly scaled (<10%) | Testing Required |
| Duty Cycle (%) | Max Output Power | Frame Avg Pwr (mW) | Duty Cycle (%) | Max Output Power | Frame Avg Pwr (mW) | Reported SAR (W/kg) | | | | | |
| ANT 3 | Head | 50.0% | 25.7 | 185.8 | 100.0% | 22.7 | 186.2 | 0.364 | 0.364 | -0.1% | No |
| ANT 3 | Body & Hotspot | 50.0% | 21.9 | 77.4 | 100.0% | 18.9 | 77.6 | 0.788 | 0.787 | -0.2% | No |
| ANT 3 | Hotspot | 50.0% | 21.9 | 77.4 | 100.0% | 18.9 | 77.6 | 0.906 | 0.904 | -0.2% | No |
| Antenna | RF Exposure Condition | FR1 n41 PC2 | | | FR1 n41 PC3 | | | | PC2 Linearly scaled Reported SAR (W/kg) | Linearly scaled (<10%) | Testing Required |
| Duty Cycle (%) | Max Output Power | Frame Avg Pwr (mW) | Duty Cycle (%) | Max Output Power | Frame Avg Pwr (mW) | Reported SAR (W/kg) | | | | | |
| ANT 4 | Head | 50.0% | 23.1 | 102.1 | 100.0% | 20.1 | 102.3 | 0.935 | 0.933 | -0.3% | No |
| ANT 4 | Body & Hotspot | 50.0% | 21.8 | 75.7 | 100.0% | 18.8 | 75.9 | 0.738 | 0.736 | -0.3% | No |
| ANT 4 | Hotspot | 50.0% | 21.8 | 75.7 | 100.0% | 18.8 | 75.9 | 0.913 | 0.911 | -0.2% | No |

Conclusion:

SAR test for Power Class 2 is not required because the PC3 reported SAR <1.4 W/kg and PC2 reported SAR vs. output power linearly scaled <10%.

10.29. NR Band n48 (100MHz Bandwidth)

| Antenna | RF Exposure Condition | Mode | Power Mode | Dist (mm) | Test Position | Channel | Freq. (MHz) | RB Allocation | RB Offset | Max Output Pwr (dBm) | Meas. (dBm) | 1-g Meas. (W/kg) | 1-g Scaled (W/kg) | 10-g Meas. (W/kg) | 10-g Scaled (W/kg) | Plot No. |
|---------|-----------------------|-------------------------|------------|-----------|---------------|---------|-------------|---------------|-----------|----------------------|-------------|------------------|-------------------|-------------------|--------------------|----------|
| ANT 7 | Head | DFT-s-OFDM $\pi/2$ BPSK | Mode A | 0 | Left Cheek | 642888 | 3643.32 | 1 | 53 | 23.0 | 22.8 | 0.075 | 0.079 | 0.029 | 0.030 | |
| ANT 7 | Head | DFT-s-OFDM $\pi/2$ BPSK | Mode A | 0 | Left Cheek | 642888 | 3643.32 | 50 | 28 | 23.0 | 22.3 | 0.071 | 0.083 | 0.027 | 0.032 | |
| ANT 7 | Head | DFT-s-OFDM $\pi/2$ BPSK | Mode A | 0 | Left Tilt | 642888 | 3643.32 | 1 | 53 | 23.0 | 22.8 | 0.051 | 0.053 | 0.017 | 0.018 | |
| ANT 7 | Head | DFT-s-OFDM $\pi/2$ BPSK | Mode A | 0 | Left Tilt | 642888 | 3643.32 | 50 | 28 | 23.0 | 22.3 | 0.054 | 0.063 | 0.017 | 0.020 | |
| ANT 7 | Head | DFT-s-OFDM $\pi/2$ BPSK | Mode A | 0 | Right Cheek | 642888 | 3643.32 | 1 | 53 | 23.0 | 22.8 | 0.180 | 0.188 | 0.068 | 0.071 | |
| ANT 7 | Head | DFT-s-OFDM $\pi/2$ BPSK | Mode A | 0 | Right Cheek | 642888 | 3643.32 | 50 | 28 | 23.0 | 22.3 | 0.187 | 0.220 | 0.070 | 0.082 | |
| ANT 7 | Head | DFT-s-OFDM $\pi/2$ BPSK | Mode A | 0 | Right Tilt | 642888 | 3643.32 | 1 | 53 | 23.0 | 22.8 | 0.030 | 0.031 | 0.010 | 0.010 | |
| ANT 7 | Head | DFT-s-OFDM $\pi/2$ BPSK | Mode A | 0 | Right Tilt | 642888 | 3643.32 | 50 | 28 | 23.0 | 22.3 | 0.026 | 0.031 | 0.009 | 0.011 | |
| ANT 7 | Body & Hotspot | DFT-s-OFDM $\pi/2$ BPSK | Mode B | 5 | Back | 642888 | 3643.32 | 1 | 53 | 20.8 | 20.2 | 0.484 | 0.556 | 0.206 | 0.237 | |
| ANT 7 | Body & Hotspot | DFT-s-OFDM $\pi/2$ BPSK | Mode B | 5 | Back | 642888 | 3643.32 | 50 | 28 | 20.8 | 20.0 | 0.475 | 0.571 | 0.201 | 0.242 | |
| ANT 7 | Body & Hotspot | DFT-s-OFDM $\pi/2$ BPSK | Mode B | 5 | Front | 642888 | 3643.32 | 1 | 53 | 20.8 | 20.2 | 0.321 | 0.369 | 0.129 | 0.148 | |
| ANT 7 | Body & Hotspot | DFT-s-OFDM $\pi/2$ BPSK | Mode B | 5 | Front | 642888 | 3643.32 | 50 | 28 | 20.8 | 20.0 | 0.356 | 0.428 | 0.143 | 0.172 | |
| ANT 7 | Hotspot | DFT-s-OFDM $\pi/2$ BPSK | Mode B | 5 | Edge Right | 642888 | 3643.32 | 1 | 53 | 20.8 | 20.2 | 0.795 | 0.913 | 0.299 | 0.343 | |
| ANT 7 | Hotspot | DFT-s-OFDM $\pi/2$ BPSK | Mode B | 5 | Edge Right | 642888 | 3643.32 | 50 | 28 | 20.8 | 20.0 | 0.771 | 0.927 | 0.291 | 0.350 | 79 |
| ANT 7 | Hotspot | DFT-s-OFDM $\pi/2$ BPSK | Mode B | 5 | Edge Bottom | 642888 | 3643.32 | 1 | 53 | 20.8 | 20.2 | 0.348 | 0.400 | 0.128 | 0.147 | |
| ANT 7 | Hotspot | DFT-s-OFDM $\pi/2$ BPSK | Mode B | 5 | Edge Bottom | 642888 | 3643.32 | 50 | 28 | 20.8 | 20.0 | 0.334 | 0.402 | 0.123 | 0.148 | |
| ANT 8 | Head | DFT-s-OFDM $\pi/2$ BPSK | Mode A | 0 | Left Cheek | 642888 | 3643.32 | 1 | 53 | 18.4 | 18.3 | 0.166 | 0.170 | 0.068 | 0.070 | |
| ANT 8 | Head | DFT-s-OFDM $\pi/2$ BPSK | Mode A | 0 | Left Cheek | 642888 | 3643.32 | 50 | 28 | 18.4 | 18.3 | 0.163 | 0.187 | 0.075 | 0.077 | |
| ANT 8 | Head | DFT-s-OFDM $\pi/2$ BPSK | Mode A | 0 | Left Tilt | 642888 | 3643.32 | 1 | 53 | 18.4 | 18.3 | 0.142 | 0.145 | 0.059 | 0.060 | |
| ANT 8 | Head | DFT-s-OFDM $\pi/2$ BPSK | Mode A | 0 | Left Tilt | 642888 | 3643.32 | 50 | 28 | 18.4 | 18.3 | 0.143 | 0.146 | 0.061 | 0.062 | |
| ANT 8 | Head | DFT-s-OFDM $\pi/2$ BPSK | Mode A | 0 | Right Cheek | 642888 | 3643.32 | 1 | 53 | 18.4 | 18.3 | 0.850 | 0.870 | 0.299 | 0.306 | |
| ANT 8 | Head | DFT-s-OFDM $\pi/2$ BPSK | Mode A | 0 | Right Cheek | 642888 | 3643.32 | 50 | 28 | 18.4 | 18.3 | 0.895 | 0.916 | 0.307 | 0.314 | 80 |
| ANT 8 | Head | DFT-s-OFDM $\pi/2$ BPSK | Mode A | 0 | Right Tilt | 642888 | 3643.32 | 1 | 53 | 18.4 | 18.3 | 0.424 | 0.434 | 0.148 | 0.151 | |
| ANT 8 | Head | DFT-s-OFDM $\pi/2$ BPSK | Mode A | 0 | Right Tilt | 642888 | 3643.32 | 50 | 28 | 18.4 | 18.3 | 0.396 | 0.405 | 0.139 | 0.142 | |
| ANT 8 | Body & Hotspot | DFT-s-OFDM $\pi/2$ BPSK | Mode B | 5 | Back | 642888 | 3643.32 | 1 | 53 | 18.9 | 18.6 | 0.479 | 0.513 | 0.200 | 0.214 | |
| ANT 8 | Body & Hotspot | DFT-s-OFDM $\pi/2$ BPSK | Mode B | 5 | Back | 642888 | 3643.32 | 50 | 28 | 18.9 | 18.6 | 0.467 | 0.500 | 0.194 | 0.208 | |
| ANT 8 | Body & Hotspot | DFT-s-OFDM $\pi/2$ BPSK | Mode B | 5 | Front | 642888 | 3643.32 | 1 | 53 | 18.9 | 18.6 | 0.293 | 0.314 | 0.109 | 0.117 | |
| ANT 8 | Body & Hotspot | DFT-s-OFDM $\pi/2$ BPSK | Mode B | 5 | Front | 642888 | 3643.32 | 50 | 28 | 18.9 | 18.6 | 0.321 | 0.344 | 0.118 | 0.126 | |
| ANT 8 | Hotspot | DFT-s-OFDM $\pi/2$ BPSK | Mode B | 5 | Edge Top | 642888 | 3643.32 | 1 | 53 | 18.9 | 18.6 | 0.137 | 0.147 | 0.047 | 0.050 | |
| ANT 8 | Hotspot | DFT-s-OFDM $\pi/2$ BPSK | Mode B | 5 | Edge Top | 642888 | 3643.32 | 50 | 28 | 18.9 | 18.6 | 0.142 | 0.152 | 0.050 | 0.054 | |
| ANT 8 | Hotspot | DFT-s-OFDM $\pi/2$ BPSK | Mode B | 5 | Edge Left | 642888 | 3643.32 | 1 | 53 | 18.9 | 18.6 | 0.858 | 0.919 | 0.320 | 0.343 | |
| ANT 8 | Hotspot | DFT-s-OFDM $\pi/2$ BPSK | Mode B | 5 | Edge Left | 642888 | 3643.32 | 50 | 28 | 18.9 | 18.6 | 0.848 | 0.909 | 0.317 | 0.340 | |
| ANT 9 | Head | DFT-s-OFDM $\pi/2$ BPSK | Mode A | 0 | Left Cheek | 642888 | 3643.32 | 1 | 53 | 21.5 | 20.9 | 0.044 | 0.051 | 0.019 | 0.022 | |
| ANT 9 | Head | DFT-s-OFDM $\pi/2$ BPSK | Mode A | 0 | Left Cheek | 642888 | 3643.32 | 50 | 28 | 21.5 | 20.8 | 0.042 | 0.049 | 0.018 | 0.021 | |
| ANT 9 | Head | DFT-s-OFDM $\pi/2$ BPSK | Mode A | 0 | Left Tilt | 642888 | 3643.32 | 1 | 53 | 21.5 | 20.9 | 0.022 | 0.025 | 0.006 | 0.007 | |
| ANT 9 | Head | DFT-s-OFDM $\pi/2$ BPSK | Mode A | 0 | Left Tilt | 642888 | 3643.32 | 50 | 28 | 21.5 | 20.8 | 0.016 | 0.019 | 0.004 | 0.005 | |
| ANT 9 | Head | DFT-s-OFDM $\pi/2$ BPSK | Mode A | 0 | Right Cheek | 642888 | 3643.32 | 1 | 53 | 21.5 | 20.9 | 0.027 | 0.031 | 0.010 | 0.011 | |
| ANT 9 | Head | DFT-s-OFDM $\pi/2$ BPSK | Mode A | 0 | Right Cheek | 642888 | 3643.32 | 50 | 28 | 21.5 | 20.8 | 0.027 | 0.032 | 0.010 | 0.012 | |
| ANT 9 | Head | DFT-s-OFDM $\pi/2$ BPSK | Mode A | 0 | Right Tilt | 642888 | 3643.32 | 1 | 53 | 21.5 | 20.9 | 0.018 | 0.021 | 0.006 | 0.007 | |
| ANT 9 | Head | DFT-s-OFDM $\pi/2$ BPSK | Mode A | 0 | Right Tilt | 642888 | 3643.32 | 50 | 28 | 21.5 | 20.8 | 0.012 | 0.014 | 0.003 | 0.004 | |
| ANT 9 | Body & Hotspot | DFT-s-OFDM $\pi/2$ BPSK | Mode B | 5 | Back | 642888 | 3643.32 | 1 | 53 | 18.9 | 18.6 | 0.885 | 0.948 | 0.304 | 0.326 | 81 |
| ANT 9 | Body & Hotspot | DFT-s-OFDM $\pi/2$ BPSK | Mode B | 5 | Back | 642888 | 3643.32 | 50 | 28 | 18.9 | 18.6 | 0.821 | 0.880 | 0.282 | 0.302 | |
| ANT 9 | Body & Hotspot | DFT-s-OFDM $\pi/2$ BPSK | Mode B | 5 | Front | 642888 | 3643.32 | 1 | 53 | 18.9 | 18.6 | 0.455 | 0.488 | 0.159 | 0.170 | |
| ANT 9 | Body & Hotspot | DFT-s-OFDM $\pi/2$ BPSK | Mode B | 5 | Front | 642888 | 3643.32 | 50 | 28 | 18.9 | 18.6 | 0.436 | 0.467 | 0.153 | 0.164 | |
| ANT 9 | Hotspot | DFT-s-OFDM $\pi/2$ BPSK | Mode B | 5 | Edge Bottom | 642888 | 3643.32 | 1 | 53 | 18.9 | 18.6 | 0.629 | 0.674 | 0.219 | 0.235 | |
| ANT 9 | Hotspot | DFT-s-OFDM $\pi/2$ BPSK | Mode B | 5 | Edge Bottom | 642888 | 3643.32 | 50 | 28 | 18.9 | 18.6 | 0.586 | 0.628 | 0.205 | 0.220 | |
| ANT 9 | Hotspot | DFT-s-OFDM $\pi/2$ BPSK | Mode B | 5 | Edge Left | 642888 | 3643.32 | 1 | 53 | 18.9 | 18.6 | 0.436 | 0.467 | 0.163 | 0.175 | |
| ANT 9 | Hotspot | DFT-s-OFDM $\pi/2$ BPSK | Mode B | 5 | Edge Left | 642888 | 3643.32 | 50 | 28 | 18.9 | 18.6 | 0.445 | 0.477 | 0.164 | 0.176 | |
| ANT 4 | Head | DFT-s-OFDM $\pi/2$ BPSK | Mode A | 0 | Left Cheek | 642888 | 3643.32 | 1 | 53 | 21.2 | 20.6 | 0.727 | 0.835 | 0.286 | 0.328 | |
| ANT 4 | Head | DFT-s-OFDM $\pi/2$ BPSK | Mode A | 0 | Left Cheek | 642888 | 3643.32 | 50 | 28 | 21.2 | 20.6 | 0.697 | 0.800 | 0.278 | 0.319 | |
| ANT 4 | Head | DFT-s-OFDM $\pi/2$ BPSK | Mode A | 0 | Left Tilt | 642888 | 3643.32 | 1 | 53 | 21.2 | 20.6 | 0.625 | 0.718 | 0.237 | 0.272 | |
| ANT 4 | Head | DFT-s-OFDM $\pi/2$ BPSK | Mode A | 0 | Left Tilt | 642888 | 3643.32 | 50 | 28 | 21.2 | 20.6 | 0.607 | 0.697 | 0.232 | 0.266 | |
| ANT 4 | Head | DFT-s-OFDM $\pi/2$ BPSK | Mode A | 0 | Right Cheek | 642888 | 3643.32 | 1 | 53 | 21.2 | 20.6 | 0.166 | 0.191 | 0.069 | 0.079 | |
| ANT 4 | Head | DFT-s-OFDM $\pi/2$ BPSK | Mode A | 0 | Right Cheek | 642888 | 3643.32 | 50 | 28 | 21.2 | 20.6 | 0.174 | 0.200 | 0.072 | 0.083 | |
| ANT 4 | Head | DFT-s-OFDM $\pi/2$ BPSK | Mode A | 0 | Right Tilt | 642888 | 3643.32 | 1 | 53 | 21.2 | 20.6 | 0.214 | 0.246 | 0.088 | 0.101 | |
| ANT 4 | Head | DFT-s-OFDM $\pi/2$ BPSK | Mode A | 0 | Right Tilt | 642888 | 3643.32 | 50 | 28 | 21.2 | 20.6 | 0.222 | 0.255 | 0.090 | 0.103 | |
| ANT 4 | Body & Hotspot | DFT-s-OFDM $\pi/2$ BPSK | Mode B | 5 | Back | 642888 | 3643.32 | 1 | 53 | 19.6 | 18.9 | 0.778 | 0.914 | 0.289 | 0.340 | |
| ANT 4 | Body & Hotspot | DFT-s-OFDM $\pi/2$ BPSK | Mode B | 5 | Back | 642888 | 3643.32 | 50 | 28 | 19.6 | 19.0 | 0.755 | 0.867 | 0.283 | 0.325 | |
| ANT 4 | Body & Hotspot | DFT-s-OFDM $\pi/2$ BPSK | Mode B | 5 | Front | 642888 | 3643.32 | 1 | 53 | 19.6 | 18.9 | 0.169 | 0.199 | 0.071 | 0.083 | |
| ANT 4 | Body & Hotspot | DFT-s-OFDM $\pi/2$ BPSK | Mode B | 5 | Front | 642888 | 3643.32 | 50 | 28 | 19.6 | 19.0 | 0.173 | 0.199 | 0.073 | 0.084 | |
| ANT 4 | Hotspot | DFT-s-OFDM $\pi/2$ BPSK | Mode B | 5 | Edge Top | 642888 | 3643.32 | 1 | 53 | 19.6 | 18.9 | 0.174 | 0.204 | 0.069 | 0.081 | |
| ANT 4 | Hotspot | DFT-s-OFDM $\pi/2$ BPSK | Mode B | 5 | Edge Top | 642888 | 3643.32 | 50 | 28 | 19.6 | 19.0 | 0.179 | 0.206 | 0.070 | 0.080 | |
| ANT 4 | Hotspot | DFT-s-OFDM $\pi/2$ BPSK | Mode B | 5 | Edge Right | 642888 | 3643.32 | 1 | 53 | 19.6 | 18.9 | 0.597 | 0.701 | 0.238 | 0.280 | |
| ANT 4 | Hotspot | DFT-s-OFDM $\pi/2$ BPSK | Mode B | 5 | Edge Right | 642888 | 3643.32 | 50 | 28 | 19.6 | 19.0 | 0.601 | 0.690 | 0.238 | 0.273 | |

10.30. NR Band n53 (10MHz Bandwidth)

| Antenna | RF Exposure Condition | Mode | Power Mode | Dist (mm) | Test Position | Channel | Freq. (MHz) | RB Allocation | RB Offset | Max Output Pwr (dBm) | Meas. (dBm) | 1-g Meas. (W/kg) | 1-g Scaled (W/kg) | 10-g Meas. (W/kg) | 10-g Scaled (W/kg) | Plot No. |
|---------|-----------------------|-------------------------|------------|-----------|---------------|---------|-------------|---------------|-----------|----------------------|-------------|------------------|-------------------|-------------------|--------------------|----------|
| ANT 1 | Head | DFT-s-OFDM $\pi/2$ BPSK | Mode A | 0 | Left Cheek | 497840 | 2489.2 | 1 | 12 | 18.7 | 18.6 | 0.026 | 0.027 | 0.012 | 0.012 | |
| ANT 1 | Head | DFT-s-OFDM $\pi/2$ BPSK | Mode A | 0 | Left Cheek | 497840 | 2489.2 | 12 | 6 | 18.7 | 18.5 | 0.027 | 0.028 | 0.013 | 0.014 | |
| ANT 1 | Head | DFT-s-OFDM $\pi/2$ BPSK | Mode A | 0 | Left Tilt | 497840 | 2489.2 | 1 | 12 | 18.7 | 18.6 | 0.012 | 0.012 | 0.005 | 0.005 | |
| ANT 1 | Head | DFT-s-OFDM $\pi/2$ BPSK | Mode A | 0 | Left Tilt | 497840 | 2489.2 | 12 | 6 | 18.7 | 18.5 | 0.012 | 0.013 | 0.005 | 0.005 | |
| ANT 1 | Head | DFT-s-OFDM $\pi/2$ BPSK | Mode A | 0 | Right Cheek | 497840 | 2489.2 | 1 | 12 | 18.7 | 18.6 | 0.063 | 0.064 | 0.032 | 0.033 | |
| ANT 1 | Head | DFT-s-OFDM $\pi/2$ BPSK | Mode A | 0 | Right Cheek | 497840 | 2489.2 | 12 | 6 | 18.7 | 18.5 | 0.062 | 0.065 | 0.032 | 0.034 | |
| ANT 1 | Head | DFT-s-OFDM $\pi/2$ BPSK | Mode A | 0 | Right Tilt | 497840 | 2489.2 | 1 | 12 | 18.7 | 18.6 | 0.015 | 0.015 | 0.008 | 0.008 | |
| ANT 1 | Head | DFT-s-OFDM $\pi/2$ BPSK | Mode A | 0 | Right Tilt | 497840 | 2489.2 | 12 | 6 | 18.7 | 18.5 | 0.012 | 0.013 | 0.006 | 0.006 | |
| ANT 1 | Body & Hotspot | DFT-s-OFDM $\pi/2$ BPSK | Mode B | 5 | Back | 497840 | 2489.2 | 1 | 12 | 18.7 | 18.6 | 0.373 | 0.382 | 0.184 | 0.188 | |
| ANT 1 | Body & Hotspot | DFT-s-OFDM $\pi/2$ BPSK | Mode B | 5 | Back | 497840 | 2489.2 | 12 | 6 | 18.7 | 18.5 | 0.342 | 0.358 | 0.170 | 0.178 | |
| ANT 1 | Body & Hotspot | DFT-s-OFDM $\pi/2$ BPSK | Mode B | 5 | Front | 497840 | 2489.2 | 1 | 12 | 18.7 | 18.6 | 0.209 | 0.214 | 0.103 | 0.105 | |
| ANT 1 | Body & Hotspot | DFT-s-OFDM $\pi/2$ BPSK | Mode B | 5 | Front | 497840 | 2489.2 | 12 | 6 | 18.7 | 18.5 | 0.225 | 0.236 | 0.109 | 0.114 | |
| ANT 1 | Hotspot | DFT-s-OFDM $\pi/2$ BPSK | Mode B | 5 | Edge Right | 497840 | 2489.2 | 1 | 12 | 18.7 | 18.6 | 0.447 | 0.457 | 0.194 | 0.199 | |
| ANT 1 | Hotspot | DFT-s-OFDM $\pi/2$ BPSK | Mode B | 5 | Edge Right | 497840 | 2489.2 | 12 | 6 | 18.7 | 18.5 | 0.445 | 0.466 | 0.194 | 0.203 | |
| ANT 1 | Hotspot | DFT-s-OFDM $\pi/2$ BPSK | Mode B | 5 | Edge Bottom | 497840 | 2489.2 | 1 | 12 | 18.7 | 18.6 | 0.189 | 0.193 | 0.076 | 0.078 | |
| ANT 1 | Hotspot | DFT-s-OFDM $\pi/2$ BPSK | Mode B | 5 | Edge Bottom | 497840 | 2489.2 | 12 | 6 | 18.7 | 18.5 | 0.199 | 0.208 | 0.080 | 0.084 | |
| ANT 1 | Hotspot | DFT-s-OFDM $\pi/2$ BPSK | Mode B | 5 | Edge Left | 497840 | 2489.2 | 1 | 12 | 18.7 | 18.6 | 0.047 | 0.048 | 0.022 | 0.023 | |
| ANT 1 | Hotspot | DFT-s-OFDM $\pi/2$ BPSK | Mode B | 5 | Edge Left | 497840 | 2489.2 | 12 | 6 | 18.7 | 18.5 | 0.048 | 0.050 | 0.022 | 0.023 | |
| ANT 2 | Head | DFT-s-OFDM $\pi/2$ BPSK | Mode A | 0 | Left Cheek | 497840 | 2489.2 | 1 | 12 | 19.0 | 18.8 | 0.370 | 0.387 | 0.149 | 0.156 | |
| ANT 2 | Head | DFT-s-OFDM $\pi/2$ BPSK | Mode A | 0 | Left Cheek | 497840 | 2489.2 | 12 | 6 | 19.0 | 18.8 | 0.386 | 0.404 | 0.155 | 0.162 | |
| ANT 2 | Head | DFT-s-OFDM $\pi/2$ BPSK | Mode A | 0 | Left Tilt | 497840 | 2489.2 | 1 | 12 | 19.0 | 18.8 | 0.450 | 0.471 | 0.178 | 0.186 | |
| ANT 2 | Head | DFT-s-OFDM $\pi/2$ BPSK | Mode A | 0 | Left Tilt | 497840 | 2489.2 | 12 | 6 | 19.0 | 18.8 | 0.450 | 0.471 | 0.179 | 0.187 | |
| ANT 2 | Head | DFT-s-OFDM $\pi/2$ BPSK | Mode A | 0 | Right Cheek | 497840 | 2489.2 | 1 | 12 | 19.0 | 18.8 | 0.802 | 0.840 | 0.361 | 0.378 | 82 |
| ANT 2 | Head | DFT-s-OFDM $\pi/2$ BPSK | Mode A | 0 | Right Cheek | 497840 | 2489.2 | 12 | 6 | 19.0 | 18.8 | 0.790 | 0.827 | 0.360 | 0.377 | |
| ANT 2 | Head | DFT-s-OFDM $\pi/2$ BPSK | Mode A | 0 | Right Tilt | 497840 | 2489.2 | 1 | 12 | 19.0 | 18.8 | 0.512 | 0.536 | 0.214 | 0.224 | |
| ANT 2 | Head | DFT-s-OFDM $\pi/2$ BPSK | Mode A | 0 | Right Tilt | 497840 | 2489.2 | 12 | 6 | 19.0 | 18.8 | 0.510 | 0.534 | 0.214 | 0.224 | |
| ANT 2 | Body & Hotspot | DFT-s-OFDM $\pi/2$ BPSK | Mode B | 5 | Back | 497840 | 2489.2 | 1 | 12 | 19.6 | 18.4 | 0.694 | 0.915 | 0.281 | 0.370 | 83 |
| ANT 2 | Body & Hotspot | DFT-s-OFDM $\pi/2$ BPSK | Mode B | 5 | Back | 497840 | 2489.2 | 12 | 6 | 19.6 | 18.5 | 0.652 | 0.840 | 0.265 | 0.341 | |
| ANT 2 | Body & Hotspot | DFT-s-OFDM $\pi/2$ BPSK | Mode B | 5 | Front | 497840 | 2489.2 | 1 | 12 | 19.6 | 18.4 | 0.346 | 0.456 | 0.151 | 0.199 | |
| ANT 2 | Body & Hotspot | DFT-s-OFDM $\pi/2$ BPSK | Mode B | 5 | Front | 497840 | 2489.2 | 12 | 6 | 19.6 | 18.5 | 0.348 | 0.448 | 0.152 | 0.196 | |
| ANT 2 | Hotspot | DFT-s-OFDM $\pi/2$ BPSK | Mode B | 5 | Edge Top | 497840 | 2489.2 | 1 | 12 | 19.6 | 18.4 | 0.267 | 0.352 | 0.103 | 0.136 | |
| ANT 2 | Hotspot | DFT-s-OFDM $\pi/2$ BPSK | Mode B | 5 | Edge Top | 497840 | 2489.2 | 12 | 6 | 19.6 | 18.5 | 0.261 | 0.336 | 0.101 | 0.130 | |
| ANT 2 | Hotspot | DFT-s-OFDM $\pi/2$ BPSK | Mode B | 5 | Edge Right | 497840 | 2489.2 | 1 | 12 | 19.6 | 18.4 | 0.029 | 0.038 | 0.014 | 0.018 | |
| ANT 2 | Hotspot | DFT-s-OFDM $\pi/2$ BPSK | Mode B | 5 | Edge Right | 497840 | 2489.2 | 12 | 6 | 19.6 | 18.5 | 0.026 | 0.033 | 0.012 | 0.015 | |
| ANT 2 | Hotspot | DFT-s-OFDM $\pi/2$ BPSK | Mode B | 5 | Edge Left | 497840 | 2489.2 | 1 | 12 | 19.6 | 18.4 | 0.552 | 0.728 | 0.256 | 0.337 | 84 |
| ANT 2 | Hotspot | DFT-s-OFDM $\pi/2$ BPSK | Mode B | 5 | Edge Left | 497840 | 2489.2 | 12 | 6 | 19.6 | 18.5 | 0.536 | 0.691 | 0.249 | 0.321 | |

10.31. NR Band n66 (40MHz Bandwidth)

| Antenna | RF Exposure Condition | Mode | Power Mode | Dist (mm) | Test Position | Channel | Freq. (MHz) | RB Allocation | RB Offset | Max Output Pwr (dBm) | Meas. (dBm) | 1-g Meas. (W/kg) | 1-g Scaled (W/kg) | 10-g Meas. (W/kg) | 10-g Scaled (W/kg) | Plot No. |
|---------|-----------------------|---------------------|------------|-----------|---------------|---------|-------------|---------------|-----------|----------------------|-------------|------------------|-------------------|-------------------|--------------------|----------|
| ANT 1 | Head | DFT-s-OFDM n/2 BPSK | Mode A | 0 | Left Cheek | 349000 | 1745 | 1 | 108 | 25.3 | 25.3 | 0.122 | 0.122 | 0.083 | 0.083 | |
| ANT 1 | Head | DFT-s-OFDM n/2 BPSK | Mode A | 0 | Left Cheek | 349000 | 1745 | 108 | 54 | 25.3 | 25.3 | 0.099 | 0.099 | 0.067 | 0.067 | |
| ANT 1 | Head | DFT-s-OFDM n/2 BPSK | Mode A | 0 | Left Tilt | 349000 | 1745 | 1 | 108 | 25.3 | 25.3 | 0.098 | 0.098 | 0.063 | 0.063 | |
| ANT 1 | Head | DFT-s-OFDM n/2 BPSK | Mode A | 0 | Left Tilt | 349000 | 1745 | 108 | 54 | 25.3 | 25.3 | 0.091 | 0.091 | 0.058 | 0.058 | |
| ANT 1 | Head | DFT-s-OFDM n/2 BPSK | Mode A | 0 | Right Cheek | 349000 | 1745 | 1 | 108 | 25.3 | 25.3 | 0.231 | 0.231 | 0.149 | 0.149 | |
| ANT 1 | Head | DFT-s-OFDM n/2 BPSK | Mode A | 0 | Right Cheek | 349000 | 1745 | 108 | 54 | 25.3 | 25.3 | 0.253 | 0.253 | 0.163 | 0.163 | |
| ANT 1 | Head | DFT-s-OFDM n/2 BPSK | Mode A | 0 | Right Tilt | 349000 | 1745 | 1 | 108 | 25.3 | 25.3 | 0.071 | 0.071 | 0.047 | 0.047 | |
| ANT 1 | Head | DFT-s-OFDM n/2 BPSK | Mode A | 0 | Right Tilt | 349000 | 1745 | 108 | 54 | 25.3 | 25.3 | 0.071 | 0.071 | 0.047 | 0.047 | |
| ANT 1 | Body & Hotspot | DFT-s-OFDM n/2 BPSK | Mode B | 5 | Back | 349000 | 1745 | 1 | 108 | 19.4 | 18.6 | 0.417 | 0.501 | 0.215 | 0.258 | |
| ANT 1 | Body & Hotspot | DFT-s-OFDM n/2 BPSK | Mode B | 5 | Back | 349000 | 1745 | 108 | 54 | 19.4 | 18.7 | 0.490 | 0.576 | 0.247 | 0.290 | |
| ANT 1 | Body & Hotspot | DFT-s-OFDM n/2 BPSK | Mode B | 5 | Front | 349000 | 1745 | 1 | 108 | 19.4 | 18.6 | 0.325 | 0.391 | 0.162 | 0.195 | |
| ANT 1 | Body & Hotspot | DFT-s-OFDM n/2 BPSK | Mode B | 5 | Front | 349000 | 1745 | 108 | 54 | 19.4 | 18.7 | 0.312 | 0.367 | 0.156 | 0.183 | |
| ANT 1 | Hotspot | DFT-s-OFDM n/2 BPSK | Mode B | 5 | Edge Right | 349000 | 1745 | 1 | 108 | 19.4 | 18.6 | 0.150 | 0.180 | 0.074 | 0.089 | |
| ANT 1 | Hotspot | DFT-s-OFDM n/2 BPSK | Mode B | 5 | Edge Right | 349000 | 1745 | 108 | 54 | 19.4 | 18.7 | 0.147 | 0.173 | 0.072 | 0.085 | |
| ANT 1 | Hotspot | DFT-s-OFDM n/2 BPSK | Mode B | 5 | Edge Bottom | 349000 | 1745 | 1 | 108 | 19.4 | 18.6 | 0.786 | 0.945 | 0.386 | 0.464 | 85 |
| ANT 1 | Hotspot | DFT-s-OFDM n/2 BPSK | Mode B | 5 | Edge Bottom | 349000 | 1745 | 108 | 54 | 19.4 | 18.7 | 0.778 | 0.914 | 0.380 | 0.446 | |
| ANT 1 | Hotspot | DFT-s-OFDM n/2 BPSK | Mode B | 5 | Edge Left | 349000 | 1745 | 1 | 108 | 19.4 | 18.6 | 0.025 | 0.030 | 0.014 | 0.017 | |
| ANT 1 | Hotspot | DFT-s-OFDM n/2 BPSK | Mode B | 5 | Edge Left | 349000 | 1745 | 108 | 54 | 19.4 | 18.7 | 0.026 | 0.031 | 0.015 | 0.018 | |
| ANT 2 | Head | DFT-s-OFDM n/2 BPSK | Mode A | 0 | Left Cheek | 349000 | 1745 | 1 | 108 | 20.0 | 18.9 | 0.340 | 0.438 | 0.169 | 0.218 | |
| ANT 2 | Head | DFT-s-OFDM n/2 BPSK | Mode A | 0 | Left Cheek | 349000 | 1745 | 108 | 54 | 20.0 | 18.9 | 0.337 | 0.434 | 0.165 | 0.213 | |
| ANT 2 | Head | DFT-s-OFDM n/2 BPSK | Mode A | 0 | Left Tilt | 349000 | 1745 | 1 | 108 | 20.0 | 18.9 | 0.460 | 0.593 | 0.228 | 0.294 | |
| ANT 2 | Head | DFT-s-OFDM n/2 BPSK | Mode A | 0 | Left Tilt | 349000 | 1745 | 108 | 54 | 20.0 | 18.9 | 0.424 | 0.546 | 0.208 | 0.268 | |
| ANT 2 | Head | DFT-s-OFDM n/2 BPSK | Mode A | 0 | Right Cheek | 349000 | 1745 | 1 | 108 | 20.0 | 18.9 | 0.590 | 0.760 | 0.301 | 0.388 | |
| ANT 2 | Head | DFT-s-OFDM n/2 BPSK | Mode A | 0 | Right Cheek | 349000 | 1745 | 108 | 54 | 20.0 | 18.9 | 0.592 | 0.763 | 0.298 | 0.384 | |
| ANT 2 | Head | DFT-s-OFDM n/2 BPSK | Mode A | 0 | Right Tilt | 349000 | 1745 | 1 | 108 | 20.0 | 18.9 | 0.697 | 0.898 | 0.334 | 0.430 | |
| ANT 2 | Head | DFT-s-OFDM n/2 BPSK | Mode A | 0 | Right Tilt | 349000 | 1745 | 108 | 54 | 20.0 | 18.9 | 0.720 | 0.928 | 0.344 | 0.443 | |
| ANT 2 | Body & Hotspot | DFT-s-OFDM n/2 BPSK | Mode B | 5 | Back | 349000 | 1745 | 1 | 108 | 19.7 | 18.7 | 0.399 | 0.502 | 0.201 | 0.253 | |
| ANT 2 | Body & Hotspot | DFT-s-OFDM n/2 BPSK | Mode B | 5 | Back | 349000 | 1745 | 108 | 54 | 19.7 | 18.6 | 0.459 | 0.591 | 0.231 | 0.298 | |
| ANT 2 | Body & Hotspot | DFT-s-OFDM n/2 BPSK | Mode B | 5 | Front | 349000 | 1745 | 1 | 108 | 19.7 | 18.7 | 0.330 | 0.415 | 0.159 | 0.200 | |
| ANT 2 | Body & Hotspot | DFT-s-OFDM n/2 BPSK | Mode B | 5 | Front | 349000 | 1745 | 108 | 54 | 19.7 | 18.6 | 0.335 | 0.432 | 0.165 | 0.213 | |
| ANT 2 | Hotspot | DFT-s-OFDM n/2 BPSK | Mode B | 5 | Edge Top | 349000 | 1745 | 1 | 108 | 19.7 | 18.7 | 0.709 | 0.893 | 0.320 | 0.403 | |
| ANT 2 | Hotspot | DFT-s-OFDM n/2 BPSK | Mode B | 5 | Edge Top | 349000 | 1745 | 108 | 54 | 19.7 | 18.6 | 0.724 | 0.933 | 0.325 | 0.419 | |
| ANT 2 | Hotspot | DFT-s-OFDM n/2 BPSK | Mode B | 5 | Edge Right | 349000 | 1745 | 1 | 108 | 19.7 | 18.7 | 0.012 | 0.015 | 0.006 | 0.008 | |
| ANT 2 | Hotspot | DFT-s-OFDM n/2 BPSK | Mode B | 5 | Edge Right | 349000 | 1745 | 108 | 54 | 19.7 | 18.6 | 0.018 | 0.023 | 0.009 | 0.012 | |
| ANT 2 | Hotspot | DFT-s-OFDM n/2 BPSK | Mode B | 5 | Edge Left | 349000 | 1745 | 1 | 108 | 19.7 | 18.7 | 0.117 | 0.147 | 0.060 | 0.076 | |
| ANT 2 | Hotspot | DFT-s-OFDM n/2 BPSK | Mode B | 5 | Edge Left | 349000 | 1745 | 108 | 54 | 19.7 | 18.6 | 0.118 | 0.152 | 0.064 | 0.082 | |
| ANT 3 | Head | DFT-s-OFDM n/2 BPSK | Mode A | 0 | Left Cheek | 349000 | 1745 | 1 | 108 | 22.8 | 22.8 | 0.216 | 0.216 | 0.136 | 0.136 | |
| ANT 3 | Head | DFT-s-OFDM n/2 BPSK | Mode A | 0 | Left Cheek | 349000 | 1745 | 108 | 54 | 22.8 | 22.8 | 0.215 | 0.215 | 0.136 | 0.136 | |
| ANT 3 | Head | DFT-s-OFDM n/2 BPSK | Mode A | 0 | Left Tilt | 349000 | 1745 | 1 | 108 | 22.8 | 22.8 | 0.105 | 0.105 | 0.069 | 0.069 | |
| ANT 3 | Head | DFT-s-OFDM n/2 BPSK | Mode A | 0 | Left Tilt | 349000 | 1745 | 108 | 54 | 22.8 | 22.8 | 0.098 | 0.098 | 0.065 | 0.065 | |
| ANT 3 | Head | DFT-s-OFDM n/2 BPSK | Mode A | 0 | Right Cheek | 349000 | 1745 | 1 | 108 | 22.8 | 22.8 | 0.092 | 0.092 | 0.061 | 0.061 | |
| ANT 3 | Head | DFT-s-OFDM n/2 BPSK | Mode A | 0 | Right Cheek | 349000 | 1745 | 108 | 54 | 22.8 | 22.8 | 0.093 | 0.093 | 0.061 | 0.061 | |
| ANT 3 | Head | DFT-s-OFDM n/2 BPSK | Mode A | 0 | Right Tilt | 349000 | 1745 | 1 | 108 | 22.8 | 22.8 | 0.085 | 0.085 | 0.053 | 0.053 | |
| ANT 3 | Head | DFT-s-OFDM n/2 BPSK | Mode A | 0 | Right Tilt | 349000 | 1745 | 108 | 54 | 22.8 | 22.8 | 0.088 | 0.088 | 0.055 | 0.055 | |
| ANT 3 | Body & Hotspot | DFT-s-OFDM n/2 BPSK | Mode B | 5 | Back | 349000 | 1745 | 1 | 108 | 22.5 | 22.2 | 0.849 | 0.903 | 0.444 | 0.472 | 86 |
| ANT 3 | Body & Hotspot | DFT-s-OFDM n/2 BPSK | Mode B | 5 | Back | 349000 | 1745 | 108 | 54 | 22.5 | 22.3 | 0.849 | 0.893 | 0.444 | 0.467 | |
| ANT 3 | Body & Hotspot | DFT-s-OFDM n/2 BPSK | Mode B | 5 | Front | 349000 | 1745 | 1 | 108 | 22.5 | 22.2 | 0.385 | 0.410 | 0.224 | 0.238 | |
| ANT 3 | Body & Hotspot | DFT-s-OFDM n/2 BPSK | Mode B | 5 | Front | 349000 | 1745 | 108 | 54 | 22.5 | 22.3 | 0.429 | 0.451 | 0.249 | 0.262 | |
| ANT 3 | Hotspot | DFT-s-OFDM n/2 BPSK | Mode B | 5 | Edge Bottom | 349000 | 1745 | 1 | 108 | 22.5 | 22.2 | 0.301 | 0.320 | 0.163 | 0.173 | |
| ANT 3 | Hotspot | DFT-s-OFDM n/2 BPSK | Mode B | 5 | Edge Bottom | 349000 | 1745 | 108 | 54 | 22.5 | 22.3 | 0.402 | 0.423 | 0.221 | 0.232 | |
| ANT 3 | Hotspot | DFT-s-OFDM n/2 BPSK | Mode B | 5 | Edge Left | 349000 | 1745 | 1 | 108 | 22.5 | 22.2 | 0.627 | 0.667 | 0.320 | 0.341 | |
| ANT 3 | Hotspot | DFT-s-OFDM n/2 BPSK | Mode B | 5 | Edge Left | 349000 | 1745 | 108 | 54 | 22.5 | 22.3 | 0.576 | 0.606 | 0.292 | 0.307 | |
| ANT 4 | Head | DFT-s-OFDM n/2 BPSK | Mode A | 0 | Left Cheek | 349000 | 1745 | 1 | 108 | 21.0 | 20.0 | 0.739 | 0.930 | 0.412 | 0.519 | |
| ANT 4 | Head | DFT-s-OFDM n/2 BPSK | Mode A | 0 | Left Cheek | 349000 | 1745 | 108 | 54 | 21.0 | 19.9 | 0.724 | 0.933 | 0.405 | 0.522 | 87 |
| ANT 4 | Head | DFT-s-OFDM n/2 BPSK | Mode A | 0 | Left Tilt | 349000 | 1745 | 1 | 108 | 21.0 | 20.0 | 0.403 | 0.507 | 0.218 | 0.274 | |
| ANT 4 | Head | DFT-s-OFDM n/2 BPSK | Mode A | 0 | Left Tilt | 349000 | 1745 | 108 | 54 | 21.0 | 19.9 | 0.413 | 0.532 | 0.220 | 0.283 | |
| ANT 4 | Head | DFT-s-OFDM n/2 BPSK | Mode A | 0 | Right Cheek | 349000 | 1745 | 1 | 108 | 21.0 | 20.0 | 0.226 | 0.285 | 0.137 | 0.172 | |
| ANT 4 | Head | DFT-s-OFDM n/2 BPSK | Mode A | 0 | Right Cheek | 349000 | 1745 | 108 | 54 | 21.0 | 19.9 | 0.220 | 0.283 | 0.134 | 0.173 | |
| ANT 4 | Head | DFT-s-OFDM n/2 BPSK | Mode A | 0 | Right Tilt | 349000 | 1745 | 1 | 108 | 21.0 | 20.0 | 0.208 | 0.262 | 0.123 | 0.155 | |
| ANT 4 | Head | DFT-s-OFDM n/2 BPSK | Mode A | 0 | Right Tilt | 349000 | 1745 | 108 | 54 | 21.0 | 19.9 | 0.205 | 0.264 | 0.123 | 0.158 | |
| ANT 4 | Body & Hotspot | DFT-s-OFDM n/2 BPSK | Mode B | 5 | Back | 349000 | 1745 | 1 | 108 | 22.4 | 21.4 | 0.677 | 0.852 | 0.355 | 0.447 | |
| ANT 4 | Body & Hotspot | DFT-s-OFDM n/2 BPSK | Mode B | 5 | Back | 349000 | 1745 | 108 | 54 | 22.4 | 21.4 | 0.683 | 0.860 | 0.361 | 0.454 | |
| ANT 4 | Body & Hotspot | DFT-s-OFDM n/2 BPSK | Mode B | 5 | Front | 349000 | 1745 | 1 | 108 | 22.4 | 21.4 | 0.360 | 0.453 | 0.210 | 0.264 | |
| ANT 4 | Body & Hotspot | DFT-s-OFDM n/2 BPSK | Mode B | 5 | Front | 349000 | 1745 | 108 | 54 | 22.4 | 21.4 | 0.413 | 0.520 | 0.235 | 0.296 | |
| ANT 4 | Hotspot | DFT-s-OFDM n/2 BPSK | Mode B | 5 | Edge Top | 349000 | 1745 | 1 | 108 | 22.4 | 21.4 | 0.409 | 0.515 | 0.191 | 0.240 | |
| ANT 4 | Hotspot | DFT-s-OFDM n/2 BPSK | Mode B | 5 | Edge Top | 349000 | 1745 | 108 | 54 | 22.4 | 21.4 | 0.407 | 0.512 | 0.190 | 0.239 | |
| ANT 4 | Hotspot | DFT-s-OFDM n/2 BPSK | Mode B | 5 | Edge Right | 349000 | 1745 | 1 | 108 | 22.4 | 21.4 | 0.735 | 0.925 | 0.358 | 0.451 | |
| ANT 4 | Hotspot | DFT-s-OFDM n/2 BPSK | Mode B | 5 | Edge Right | 349000 | 1745 | 108 | 54 | 22.4 | 21.4 | 0.701 | 0.883 | 0.344 | 0.433 | |

10.32. NR Band n70 (15MHz Bandwidth)

| Antenna | RF Exposure Condition | Mode | Power Mode | Dist (mm) | Test Position | Channel | Freq. (MHz) | RB Allocation | RB Offset | Max Output Pwr (dBm) | Meas. (dBm) | 1-g Meas. (W/kg) | 1-g Scaled (W/kg) | 10-g Meas. (W/kg) | 10-g Scaled (W/kg) | Plot No. |
|---------|-----------------------|-------------------------|------------|-----------|---------------|---------|-------------|---------------|-----------|----------------------|-------------|------------------|-------------------|-------------------|--------------------|----------|
| ANT 1 | Head | DFT-s-OFDM $\pi/2$ BPSK | Mode A | 0 | Left Cheek | 340500 | 1702.5 | 1 | 39 | 25.3 | 25.3 | 0.120 | 0.120 | 0.078 | 0.078 | |
| ANT 1 | Head | DFT-s-OFDM $\pi/2$ BPSK | Mode A | 0 | Left Cheek | 340500 | 1702.5 | 36 | 22 | 25.3 | 25.3 | 0.110 | 0.110 | 0.073 | 0.073 | |
| ANT 1 | Head | DFT-s-OFDM $\pi/2$ BPSK | Mode A | 0 | Left Tilt | 340500 | 1702.5 | 1 | 39 | 25.3 | 25.3 | 0.119 | 0.119 | 0.077 | 0.077 | |
| ANT 1 | Head | DFT-s-OFDM $\pi/2$ BPSK | Mode A | 0 | Left Tilt | 340500 | 1702.5 | 36 | 22 | 25.3 | 25.3 | 0.109 | 0.109 | 0.071 | 0.071 | |
| ANT 1 | Head | DFT-s-OFDM $\pi/2$ BPSK | Mode A | 0 | Right Cheek | 340500 | 1702.5 | 1 | 39 | 25.3 | 25.3 | 0.182 | 0.182 | 0.120 | 0.120 | |
| ANT 1 | Head | DFT-s-OFDM $\pi/2$ BPSK | Mode A | 0 | Right Cheek | 340500 | 1702.5 | 36 | 22 | 25.3 | 25.3 | 0.180 | 0.180 | 0.118 | 0.118 | |
| ANT 1 | Head | DFT-s-OFDM $\pi/2$ BPSK | Mode A | 0 | Right Tilt | 340500 | 1702.5 | 1 | 39 | 25.3 | 25.3 | 0.093 | 0.093 | 0.062 | 0.062 | |
| ANT 1 | Head | DFT-s-OFDM $\pi/2$ BPSK | Mode A | 0 | Right Tilt | 340500 | 1702.5 | 36 | 22 | 25.3 | 25.3 | 0.051 | 0.051 | 0.034 | 0.034 | |
| ANT 1 | Body & Hotspot | DFT-s-OFDM $\pi/2$ BPSK | Mode B | 5 | Back | 340500 | 1702.5 | 1 | 39 | 19.9 | 18.8 | 0.486 | 0.626 | 0.238 | 0.307 | |
| ANT 1 | Body & Hotspot | DFT-s-OFDM $\pi/2$ BPSK | Mode B | 5 | Back | 340500 | 1702.5 | 36 | 22 | 19.9 | 18.6 | 0.517 | 0.697 | 0.250 | 0.337 | |
| ANT 1 | Body & Hotspot | DFT-s-OFDM $\pi/2$ BPSK | Mode B | 5 | Front | 340500 | 1702.5 | 1 | 39 | 19.9 | 18.8 | 0.285 | 0.367 | 0.141 | 0.182 | |
| ANT 1 | Body & Hotspot | DFT-s-OFDM $\pi/2$ BPSK | Mode B | 5 | Front | 340500 | 1702.5 | 36 | 22 | 19.9 | 18.6 | 0.299 | 0.403 | 0.148 | 0.200 | |
| ANT 1 | Hotspot | DFT-s-OFDM $\pi/2$ BPSK | Mode B | 5 | Edge Right | 340500 | 1702.5 | 1 | 39 | 19.9 | 18.8 | 0.086 | 0.111 | 0.042 | 0.054 | |
| ANT 1 | Hotspot | DFT-s-OFDM $\pi/2$ BPSK | Mode B | 5 | Edge Right | 340500 | 1702.5 | 36 | 22 | 19.9 | 18.6 | 0.080 | 0.108 | 0.039 | 0.053 | |
| ANT 1 | Hotspot | DFT-s-OFDM $\pi/2$ BPSK | Mode B | 5 | Edge Bottom | 340500 | 1702.5 | 1 | 39 | 19.9 | 18.8 | 0.690 | 0.889 | 0.334 | 0.430 | |
| ANT 1 | Hotspot | DFT-s-OFDM $\pi/2$ BPSK | Mode B | 5 | Edge Bottom | 340500 | 1702.5 | 36 | 22 | 19.9 | 18.6 | 0.699 | 0.943 | 0.338 | 0.456 | 88 |
| ANT 1 | Hotspot | DFT-s-OFDM $\pi/2$ BPSK | Mode B | 5 | Edge Left | 340500 | 1702.5 | 1 | 39 | 19.9 | 18.8 | 0.012 | 0.015 | 0.007 | 0.009 | |
| ANT 1 | Hotspot | DFT-s-OFDM $\pi/2$ BPSK | Mode B | 5 | Edge Left | 340500 | 1702.5 | 36 | 22 | 19.9 | 18.6 | 0.012 | 0.016 | 0.006 | 0.008 | |
| ANT 2 | Head | DFT-s-OFDM $\pi/2$ BPSK | Mode A | 0 | Left Cheek | 340500 | 1702.5 | 1 | 39 | 21.0 | 20.9 | 0.687 | 0.703 | 0.335 | 0.343 | |
| ANT 2 | Head | DFT-s-OFDM $\pi/2$ BPSK | Mode A | 0 | Left Cheek | 340500 | 1702.5 | 36 | 22 | 21.0 | 20.8 | 0.626 | 0.656 | 0.304 | 0.318 | |
| ANT 2 | Head | DFT-s-OFDM $\pi/2$ BPSK | Mode A | 0 | Left Tilt | 340500 | 1702.5 | 1 | 39 | 21.0 | 20.9 | 0.843 | 0.863 | 0.409 | 0.419 | |
| ANT 2 | Head | DFT-s-OFDM $\pi/2$ BPSK | Mode A | 0 | Left Tilt | 340500 | 1702.5 | 36 | 22 | 21.0 | 20.8 | 0.865 | 0.906 | 0.410 | 0.429 | |
| ANT 2 | Head | DFT-s-OFDM $\pi/2$ BPSK | Mode A | 0 | Right Cheek | 340500 | 1702.5 | 1 | 39 | 21.0 | 20.9 | 0.879 | 0.899 | 0.423 | 0.433 | |
| ANT 2 | Head | DFT-s-OFDM $\pi/2$ BPSK | Mode A | 0 | Right Cheek | 340500 | 1702.5 | 36 | 22 | 21.0 | 20.8 | 0.865 | 0.906 | 0.415 | 0.435 | |
| ANT 2 | Head | DFT-s-OFDM $\pi/2$ BPSK | Mode A | 0 | Right Tilt | 340500 | 1702.5 | 1 | 39 | 21.0 | 20.9 | 0.908 | 0.929 | 0.423 | 0.433 | 89 |
| ANT 2 | Head | DFT-s-OFDM $\pi/2$ BPSK | Mode A | 0 | Right Tilt | 340500 | 1702.5 | 36 | 22 | 21.0 | 20.8 | 0.871 | 0.912 | 0.407 | 0.426 | |
| ANT 2 | Body & Hotspot | DFT-s-OFDM $\pi/2$ BPSK | Mode B | 5 | Back | 340500 | 1702.5 | 1 | 39 | 20.6 | 19.8 | 0.638 | 0.767 | 0.264 | 0.317 | |
| ANT 2 | Body & Hotspot | DFT-s-OFDM $\pi/2$ BPSK | Mode B | 5 | Back | 340500 | 1702.5 | 36 | 22 | 20.6 | 19.9 | 0.661 | 0.777 | 0.325 | 0.382 | |
| ANT 2 | Body & Hotspot | DFT-s-OFDM $\pi/2$ BPSK | Mode B | 5 | Front | 340500 | 1702.5 | 1 | 39 | 20.6 | 19.8 | 0.448 | 0.539 | 0.210 | 0.252 | |
| ANT 2 | Body & Hotspot | DFT-s-OFDM $\pi/2$ BPSK | Mode B | 5 | Front | 340500 | 1702.5 | 36 | 22 | 20.6 | 19.9 | 0.448 | 0.526 | 0.209 | 0.246 | |
| ANT 2 | Hotspot | DFT-s-OFDM $\pi/2$ BPSK | Mode B | 5 | Edge Top | 340500 | 1702.5 | 1 | 39 | 20.6 | 19.8 | 0.750 | 0.902 | 0.344 | 0.414 | |
| ANT 2 | Hotspot | DFT-s-OFDM $\pi/2$ BPSK | Mode B | 5 | Edge Top | 340500 | 1702.5 | 36 | 22 | 20.6 | 19.9 | 0.791 | 0.929 | 0.357 | 0.419 | |
| ANT 2 | Hotspot | DFT-s-OFDM $\pi/2$ BPSK | Mode B | 5 | Edge Right | 340500 | 1702.5 | 1 | 39 | 20.6 | 19.8 | 0.024 | 0.029 | 0.013 | 0.016 | |
| ANT 2 | Hotspot | DFT-s-OFDM $\pi/2$ BPSK | Mode B | 5 | Edge Right | 340500 | 1702.5 | 36 | 22 | 20.6 | 19.9 | 0.024 | 0.028 | 0.013 | 0.015 | |
| ANT 2 | Hotspot | DFT-s-OFDM $\pi/2$ BPSK | Mode B | 5 | Edge Left | 340500 | 1702.5 | 1 | 39 | 20.6 | 19.8 | 0.121 | 0.145 | 0.064 | 0.077 | |
| ANT 2 | Hotspot | DFT-s-OFDM $\pi/2$ BPSK | Mode B | 5 | Edge Left | 340500 | 1702.5 | 36 | 22 | 20.6 | 19.9 | 0.121 | 0.142 | 0.063 | 0.074 | |
| ANT 3 | Head | DFT-s-OFDM $\pi/2$ BPSK | Mode A | 0 | Left Cheek | 340500 | 1702.5 | 1 | 39 | 22.8 | 22.8 | 0.162 | 0.162 | 0.103 | 0.103 | |
| ANT 3 | Head | DFT-s-OFDM $\pi/2$ BPSK | Mode A | 0 | Left Cheek | 340500 | 1702.5 | 36 | 22 | 22.8 | 22.8 | 0.158 | 0.158 | 0.101 | 0.101 | |
| ANT 3 | Head | DFT-s-OFDM $\pi/2$ BPSK | Mode A | 0 | Left Tilt | 340500 | 1702.5 | 1 | 39 | 22.8 | 22.8 | 0.077 | 0.077 | 0.051 | 0.051 | |
| ANT 3 | Head | DFT-s-OFDM $\pi/2$ BPSK | Mode A | 0 | Left Tilt | 340500 | 1702.5 | 36 | 22 | 22.8 | 22.8 | 0.073 | 0.073 | 0.048 | 0.048 | |
| ANT 3 | Head | DFT-s-OFDM $\pi/2$ BPSK | Mode A | 0 | Right Cheek | 340500 | 1702.5 | 1 | 39 | 22.8 | 22.8 | 0.068 | 0.068 | 0.045 | 0.045 | |
| ANT 3 | Head | DFT-s-OFDM $\pi/2$ BPSK | Mode A | 0 | Right Cheek | 340500 | 1702.5 | 36 | 22 | 22.8 | 22.8 | 0.069 | 0.069 | 0.045 | 0.045 | |
| ANT 3 | Head | DFT-s-OFDM $\pi/2$ BPSK | Mode A | 0 | Right Tilt | 340500 | 1702.5 | 1 | 39 | 22.8 | 22.8 | 0.067 | 0.067 | 0.043 | 0.043 | |
| ANT 3 | Head | DFT-s-OFDM $\pi/2$ BPSK | Mode A | 0 | Right Tilt | 340500 | 1702.5 | 36 | 22 | 22.8 | 22.8 | 0.065 | 0.065 | 0.042 | 0.042 | |
| ANT 3 | Body & Hotspot | DFT-s-OFDM $\pi/2$ BPSK | Mode B | 5 | Back | 340500 | 1702.5 | 1 | 39 | 23.5 | 22.2 | 0.697 | 0.936 | 0.370 | 0.497 | 90 |
| ANT 3 | Body & Hotspot | DFT-s-OFDM $\pi/2$ BPSK | Mode B | 5 | Back | 340500 | 1702.5 | 36 | 22 | 23.5 | 22.0 | 0.621 | 0.879 | 0.333 | 0.471 | |
| ANT 3 | Body & Hotspot | DFT-s-OFDM $\pi/2$ BPSK | Mode B | 5 | Front | 340500 | 1702.5 | 1 | 39 | 23.5 | 22.2 | 0.304 | 0.408 | 0.179 | 0.240 | |
| ANT 3 | Body & Hotspot | DFT-s-OFDM $\pi/2$ BPSK | Mode B | 5 | Front | 340500 | 1702.5 | 36 | 22 | 23.5 | 22.0 | 0.374 | 0.530 | 0.194 | 0.275 | |
| ANT 3 | Hotspot | DFT-s-OFDM $\pi/2$ BPSK | Mode B | 5 | Edge Bottom | 340500 | 1702.5 | 1 | 39 | 23.5 | 22.2 | 0.288 | 0.387 | 0.160 | 0.215 | |
| ANT 3 | Hotspot | DFT-s-OFDM $\pi/2$ BPSK | Mode B | 5 | Edge Bottom | 340500 | 1702.5 | 36 | 22 | 23.5 | 22.0 | 0.288 | 0.408 | 0.160 | 0.227 | |
| ANT 3 | Hotspot | DFT-s-OFDM $\pi/2$ BPSK | Mode B | 5 | Edge Left | 340500 | 1702.5 | 1 | 39 | 23.5 | 22.2 | 0.498 | 0.669 | 0.269 | 0.361 | |
| ANT 3 | Hotspot | DFT-s-OFDM $\pi/2$ BPSK | Mode B | 5 | Edge Left | 340500 | 1702.5 | 36 | 22 | 23.5 | 22.0 | 0.479 | 0.678 | 0.259 | 0.367 | |
| ANT 4 | Head | DFT-s-OFDM $\pi/2$ BPSK | Mode A | 0 | Left Cheek | 340500 | 1702.5 | 1 | 39 | 22.5 | 21.3 | 0.697 | 0.919 | 0.406 | 0.535 | |
| ANT 4 | Head | DFT-s-OFDM $\pi/2$ BPSK | Mode A | 0 | Left Cheek | 340500 | 1702.5 | 36 | 22 | 22.5 | 21.2 | 0.656 | 0.885 | 0.384 | 0.518 | |
| ANT 4 | Head | DFT-s-OFDM $\pi/2$ BPSK | Mode A | 0 | Left Tilt | 340500 | 1702.5 | 1 | 39 | 22.5 | 21.3 | 0.432 | 0.569 | 0.249 | 0.328 | |
| ANT 4 | Head | DFT-s-OFDM $\pi/2$ BPSK | Mode A | 0 | Left Tilt | 340500 | 1702.5 | 36 | 22 | 22.5 | 21.2 | 0.422 | 0.569 | 0.243 | 0.328 | |
| ANT 4 | Head | DFT-s-OFDM $\pi/2$ BPSK | Mode A | 0 | Right Cheek | 340500 | 1702.5 | 1 | 39 | 22.5 | 21.3 | 0.267 | 0.352 | 0.167 | 0.220 | |
| ANT 4 | Head | DFT-s-OFDM $\pi/2$ BPSK | Mode A | 0 | Right Cheek | 340500 | 1702.5 | 36 | 22 | 22.5 | 21.2 | 0.252 | 0.340 | 0.157 | 0.212 | |
| ANT 4 | Head | DFT-s-OFDM $\pi/2$ BPSK | Mode A | 0 | Right Tilt | 340500 | 1702.5 | 1 | 39 | 22.5 | 21.3 | 0.208 | 0.274 | 0.124 | 0.163 | |
| ANT 4 | Head | DFT-s-OFDM $\pi/2$ BPSK | Mode A | 0 | Right Tilt | 340500 | 1702.5 | 36 | 22 | 22.5 | 21.2 | 0.208 | 0.281 | 0.124 | 0.167 | |
| ANT 4 | Body & Hotspot | DFT-s-OFDM $\pi/2$ BPSK | Mode B | 5 | Back | 340500 | 1702.5 | 1 | 39 | 23.1 | 22.4 | 0.727 | 0.850 | 0.398 | 0.465 | |
| ANT 4 | Body & Hotspot | DFT-s-OFDM $\pi/2$ BPSK | Mode B | 5 | Back | 340500 | 1702.5 | 36 | 22 | 23.1 | 22.4 | 0.702 | 0.825 | 0.382 | 0.449 | |
| ANT 4 | Body & Hotspot | DFT-s-OFDM $\pi/2$ BPSK | Mode B | 5 | Front | 340500 | 1702.5 | 1 | 39 | 23.1 | 22.4 | 0.390 | 0.456 | 0.234 | 0.274 | |
| ANT 4 | Body & Hotspot | DFT-s-OFDM $\pi/2$ BPSK | Mode B | 5 | Front | 340500 | 1702.5 | 36 | 22 | 23.1 | 22.4 | 0.385 | 0.452 | 0.237 | 0.278 | |
| ANT 4 | Hotspot | DFT-s-OFDM $\pi/2$ BPSK | Mode B | 5 | Edge Top | 340500 | 1702.5 | 1 | 39 | 23.1 | 22.4 | 0.148 | 0.173 | 0.061 | 0.071 | |
| ANT 4 | Hotspot | DFT-s-OFDM $\pi/2$ BPSK | Mode B | 5 | Edge Top | 340500 | 1702.5 | 36 | 22 | 23.1 | 22.4 | 0.141 | 0.166 | 0.057 | 0.067 | |
| ANT 4 | Hotspot | DFT-s-OFDM $\pi/2$ BPSK | Mode B | 5 | Edge Right | 340500 | 1702.5 | 1 | 39 | 23.1 | 22.4 | 0.697 | 0.815 | 0.369 | 0.432 | |
| ANT 4 | Hotspot | DFT-s-OFDM $\pi/2$ BPSK | Mode B | 5 | Edge Right | 340500 | 1702.5 | 36 | 22 | 23.1 | 22.4 | 0.783 | 0.920 | 0.410 | 0.482 | |

10.33. NR Band n71 (20MHz Bandwidth)

| Antenna | RF Exposure Condition | Mode | Power Mode | Dist (mm) | Test Position | Channel | Freq. (MHz) | RB Allocation | RB Offset | Max Output Pwr (dBm) | Meas. (dBm) | 1-g Meas. (W/kg) | 1-g Scaled (W/kg) | 10-g Meas. (W/kg) | 10-g Scaled (W/kg) | Plot No. |
|---------|-----------------------|----------------------|------------|-----------|---------------|---------|-------------|---------------|-----------|----------------------|-------------|------------------|-------------------|-------------------|--------------------|----------|
| ANT 1 | Head | DFT-s-OFDM 11/2 BPSK | Mode A | 0 | Left Cheek | 136100 | 680.5 | 1 | 53 | 25.7 | 25.7 | 0.115 | 0.115 | 0.091 | 0.091 | |
| ANT 1 | Head | DFT-s-OFDM 11/2 BPSK | Mode A | 0 | Left Cheek | 136100 | 680.5 | 50 | 28 | 25.7 | 25.5 | 0.113 | 0.118 | 0.089 | 0.093 | |
| ANT 1 | Head | DFT-s-OFDM 11/2 BPSK | Mode A | 0 | Left Tilt | 136100 | 680.5 | 1 | 53 | 25.7 | 25.7 | 0.062 | 0.062 | 0.050 | 0.050 | |
| ANT 1 | Head | DFT-s-OFDM 11/2 BPSK | Mode A | 0 | Left Tilt | 136100 | 680.5 | 50 | 28 | 25.7 | 25.5 | 0.069 | 0.072 | 0.056 | 0.059 | |
| ANT 1 | Head | DFT-s-OFDM 11/2 BPSK | Mode A | 0 | Right Cheek | 136100 | 680.5 | 1 | 53 | 25.7 | 25.7 | 0.131 | 0.131 | 0.104 | 0.104 | |
| ANT 1 | Head | DFT-s-OFDM 11/2 BPSK | Mode A | 0 | Right Cheek | 136100 | 680.5 | 50 | 28 | 25.7 | 25.5 | 0.134 | 0.140 | 0.106 | 0.111 | |
| ANT 1 | Head | DFT-s-OFDM 11/2 BPSK | Mode A | 0 | Right Tilt | 136100 | 680.5 | 1 | 53 | 25.7 | 25.7 | 0.076 | 0.076 | 0.062 | 0.062 | |
| ANT 1 | Head | DFT-s-OFDM 11/2 BPSK | Mode A | 0 | Right Tilt | 136100 | 680.5 | 50 | 28 | 25.7 | 25.5 | 0.076 | 0.080 | 0.062 | 0.065 | |
| ANT 1 | Body & Hotspot | DFT-s-OFDM 11/2 BPSK | Mode B | 5 | Back | 136100 | 680.5 | 1 | 53 | 25.7 | 25.7 | 0.547 | 0.547 | 0.351 | 0.351 | |
| ANT 1 | Body & Hotspot | DFT-s-OFDM 11/2 BPSK | Mode B | 5 | Back | 136100 | 680.5 | 50 | 28 | 25.7 | 25.5 | 0.467 | 0.489 | 0.292 | 0.306 | |
| ANT 1 | Body & Hotspot | DFT-s-OFDM 11/2 BPSK | Mode B | 5 | Front | 136100 | 680.5 | 1 | 53 | 25.7 | 25.7 | 0.229 | 0.229 | 0.172 | 0.172 | |
| ANT 1 | Body & Hotspot | DFT-s-OFDM 11/2 BPSK | Mode B | 5 | Front | 136100 | 680.5 | 50 | 28 | 25.7 | 25.5 | 0.234 | 0.245 | 0.166 | 0.174 | |
| ANT 1 | Hotspot | DFT-s-OFDM 11/2 BPSK | Mode B | 5 | Edge Right | 136100 | 680.5 | 1 | 53 | 25.7 | 25.7 | 0.526 | 0.526 | 0.353 | 0.353 | |
| ANT 1 | Hotspot | DFT-s-OFDM 11/2 BPSK | Mode B | 5 | Edge Right | 136100 | 680.5 | 50 | 28 | 25.7 | 25.5 | 0.517 | 0.541 | 0.348 | 0.364 | 91 |
| ANT 1 | Hotspot | DFT-s-OFDM 11/2 BPSK | Mode B | 5 | Edge Bottom | 136100 | 680.5 | 1 | 53 | 25.7 | 25.7 | 0.193 | 0.193 | 0.090 | 0.090 | |
| ANT 1 | Hotspot | DFT-s-OFDM 11/2 BPSK | Mode B | 5 | Edge Bottom | 136100 | 680.5 | 50 | 28 | 25.7 | 25.5 | 0.182 | 0.191 | 0.086 | 0.090 | |
| ANT 1 | Hotspot | DFT-s-OFDM 11/2 BPSK | Mode B | 5 | Edge Left | 136100 | 680.5 | 1 | 53 | 25.7 | 25.7 | 0.246 | 0.246 | 0.164 | 0.164 | |
| ANT 1 | Hotspot | DFT-s-OFDM 11/2 BPSK | Mode B | 5 | Edge Left | 136100 | 680.5 | 50 | 28 | 25.7 | 25.5 | 0.247 | 0.259 | 0.166 | 0.174 | |
| ANT 2 | Head | DFT-s-OFDM 11/2 BPSK | Mode A | 0 | Left Cheek | 136100 | 680.5 | 1 | 53 | 24.7 | 24.5 | 0.663 | 0.694 | 0.368 | 0.385 | |
| ANT 2 | Head | DFT-s-OFDM 11/2 BPSK | Mode A | 0 | Left Cheek | 136100 | 680.5 | 50 | 28 | 24.7 | 24.3 | 0.649 | 0.712 | 0.360 | 0.395 | |
| ANT 2 | Head | DFT-s-OFDM 11/2 BPSK | Mode A | 0 | Left Tilt | 136100 | 680.5 | 1 | 53 | 24.7 | 24.5 | 0.646 | 0.676 | 0.313 | 0.328 | |
| ANT 2 | Head | DFT-s-OFDM 11/2 BPSK | Mode A | 0 | Left Tilt | 136100 | 680.5 | 50 | 28 | 24.7 | 24.3 | 0.635 | 0.696 | 0.308 | 0.338 | |
| ANT 2 | Head | DFT-s-OFDM 11/2 BPSK | Mode A | 0 | Right Cheek | 136100 | 680.5 | 1 | 53 | 24.7 | 24.5 | 0.697 | 0.730 | 0.409 | 0.428 | |
| ANT 2 | Head | DFT-s-OFDM 11/2 BPSK | Mode A | 0 | Right Cheek | 136100 | 680.5 | 50 | 28 | 24.7 | 24.3 | 0.685 | 0.751 | 0.408 | 0.447 | 92 |
| ANT 2 | Head | DFT-s-OFDM 11/2 BPSK | Mode A | 0 | Right Tilt | 136100 | 680.5 | 1 | 53 | 24.7 | 24.5 | 0.545 | 0.571 | 0.288 | 0.302 | |
| ANT 2 | Head | DFT-s-OFDM 11/2 BPSK | Mode A | 0 | Right Tilt | 136100 | 680.5 | 50 | 28 | 24.7 | 24.3 | 0.538 | 0.590 | 0.285 | 0.312 | |
| ANT 2 | Body & Hotspot | DFT-s-OFDM 11/2 BPSK | Mode B | 5 | Back | 136100 | 680.5 | 1 | 53 | 24.7 | 24.5 | 0.551 | 0.577 | 0.307 | 0.321 | |
| ANT 2 | Body & Hotspot | DFT-s-OFDM 11/2 BPSK | Mode B | 5 | Back | 136100 | 680.5 | 50 | 28 | 24.7 | 24.3 | 0.548 | 0.601 | 0.306 | 0.336 | 93 |
| ANT 2 | Body & Hotspot | DFT-s-OFDM 11/2 BPSK | Mode B | 5 | Front | 136100 | 680.5 | 1 | 53 | 24.7 | 24.5 | 0.238 | 0.249 | 0.140 | 0.147 | |
| ANT 2 | Body & Hotspot | DFT-s-OFDM 11/2 BPSK | Mode B | 5 | Front | 136100 | 680.5 | 50 | 28 | 24.7 | 24.3 | 0.224 | 0.246 | 0.135 | 0.148 | |
| ANT 2 | Hotspot | DFT-s-OFDM 11/2 BPSK | Mode B | 5 | Edge Top | 136100 | 680.5 | 1 | 53 | 24.7 | 24.5 | 0.216 | 0.226 | 0.104 | 0.109 | |
| ANT 2 | Hotspot | DFT-s-OFDM 11/2 BPSK | Mode B | 5 | Edge Top | 136100 | 680.5 | 50 | 28 | 24.7 | 24.3 | 0.217 | 0.238 | 0.105 | 0.115 | |
| ANT 2 | Hotspot | DFT-s-OFDM 11/2 BPSK | Mode B | 5 | Edge Right | 136100 | 680.5 | 1 | 53 | 24.7 | 24.5 | 0.164 | 0.172 | 0.109 | 0.114 | |
| ANT 2 | Hotspot | DFT-s-OFDM 11/2 BPSK | Mode B | 5 | Edge Right | 136100 | 680.5 | 50 | 28 | 24.7 | 24.3 | 0.166 | 0.182 | 0.111 | 0.122 | |
| ANT 2 | Hotspot | DFT-s-OFDM 11/2 BPSK | Mode B | 5 | Edge Left | 136100 | 680.5 | 1 | 53 | 24.7 | 24.5 | 0.302 | 0.316 | 0.199 | 0.208 | |
| ANT 2 | Hotspot | DFT-s-OFDM 11/2 BPSK | Mode B | 5 | Edge Left | 136100 | 680.5 | 50 | 28 | 24.7 | 24.3 | 0.301 | 0.330 | 0.199 | 0.218 | |
| ANT 3 | Head | DFT-s-OFDM 11/2 BPSK | Mode A | 0 | Left Cheek | 136100 | 680.5 | 1 | 53 | 25.4 | 25.1 | 0.066 | 0.071 | 0.050 | 0.054 | |
| ANT 3 | Head | DFT-s-OFDM 11/2 BPSK | Mode A | 0 | Left Cheek | 136100 | 680.5 | 50 | 28 | 25.4 | 25.1 | 0.060 | 0.064 | 0.047 | 0.050 | |
| ANT 3 | Head | DFT-s-OFDM 11/2 BPSK | Mode A | 0 | Left Tilt | 136100 | 680.5 | 1 | 53 | 25.4 | 25.1 | 0.031 | 0.033 | 0.022 | 0.024 | |
| ANT 3 | Head | DFT-s-OFDM 11/2 BPSK | Mode A | 0 | Left Tilt | 136100 | 680.5 | 50 | 28 | 25.4 | 25.1 | 0.029 | 0.031 | 0.023 | 0.025 | |
| ANT 3 | Head | DFT-s-OFDM 11/2 BPSK | Mode A | 0 | Right Cheek | 136100 | 680.5 | 1 | 53 | 25.4 | 25.1 | 0.052 | 0.056 | 0.041 | 0.044 | |
| ANT 3 | Head | DFT-s-OFDM 11/2 BPSK | Mode A | 0 | Right Cheek | 136100 | 680.5 | 50 | 28 | 25.4 | 25.1 | 0.039 | 0.042 | 0.031 | 0.033 | |
| ANT 3 | Head | DFT-s-OFDM 11/2 BPSK | Mode A | 0 | Right Tilt | 136100 | 680.5 | 1 | 53 | 25.4 | 25.1 | 0.026 | 0.028 | 0.021 | 0.023 | |
| ANT 3 | Head | DFT-s-OFDM 11/2 BPSK | Mode A | 0 | Right Tilt | 136100 | 680.5 | 50 | 28 | 25.4 | 25.1 | 0.027 | 0.029 | 0.021 | 0.023 | |
| ANT 3 | Body & Hotspot | DFT-s-OFDM 11/2 BPSK | Mode B | 5 | Back | 136100 | 680.5 | 1 | 53 | 25.4 | 25.1 | 0.452 | 0.484 | 0.229 | 0.245 | |
| ANT 3 | Body & Hotspot | DFT-s-OFDM 11/2 BPSK | Mode B | 5 | Back | 136100 | 680.5 | 50 | 28 | 25.4 | 25.1 | 0.452 | 0.484 | 0.225 | 0.241 | |
| ANT 3 | Body & Hotspot | DFT-s-OFDM 11/2 BPSK | Mode B | 5 | Front | 136100 | 680.5 | 1 | 53 | 25.4 | 25.1 | 0.195 | 0.209 | 0.113 | 0.121 | |
| ANT 3 | Body & Hotspot | DFT-s-OFDM 11/2 BPSK | Mode B | 5 | Front | 136100 | 680.5 | 50 | 28 | 25.4 | 25.1 | 0.216 | 0.231 | 0.117 | 0.125 | |
| ANT 3 | Hotspot | DFT-s-OFDM 11/2 BPSK | Mode B | 5 | Edge Bottom | 136100 | 680.5 | 1 | 53 | 25.4 | 25.1 | 0.236 | 0.253 | 0.093 | 0.100 | |
| ANT 3 | Hotspot | DFT-s-OFDM 11/2 BPSK | Mode B | 5 | Edge Bottom | 136100 | 680.5 | 50 | 28 | 25.4 | 25.1 | 0.255 | 0.273 | 0.099 | 0.106 | |
| ANT 3 | Hotspot | DFT-s-OFDM 11/2 BPSK | Mode B | 5 | Edge Left | 136100 | 680.5 | 1 | 53 | 25.4 | 25.1 | 0.341 | 0.365 | 0.173 | 0.185 | |
| ANT 3 | Hotspot | DFT-s-OFDM 11/2 BPSK | Mode B | 5 | Edge Left | 136100 | 680.5 | 50 | 28 | 25.4 | 25.1 | 0.386 | 0.414 | 0.178 | 0.191 | |

10.34. NR Band n77 (Block A) PC3 (100MHz Bandwidth)

| Antenna | RF Exposure Condition | Mode | Power Mode | Dist (mm) | Test Position | Channel | Freq. (MHz) | RB Allocation | RB Offset | Max Output Pwr (dBm) | Meas. (dBm) | 1-g Meas. (W/kg) | 1-g Scaled (W/kg) | 10-g Meas. (W/kg) | 10-g Scaled (W/kg) | Plot No. |
|---------|-----------------------|-------------------------|------------|-----------|---------------|---------|-------------|---------------|-----------|----------------------|-------------|------------------|-------------------|-------------------|--------------------|----------|
| ANT 7 | Head | DFT-s-OFDM $\pi/2$ BPSK | Mode A | 0 | Left Cheek | 633332 | 3499.98 | 1 | 136 | 22.8 | 22.3 | 0.065 | 0.073 | 0.032 | 0.036 | |
| ANT 7 | Head | DFT-s-OFDM $\pi/2$ BPSK | Mode A | 0 | Left Cheek | 633332 | 3499.98 | 135 | 69 | 22.8 | 22.3 | 0.067 | 0.075 | 0.032 | 0.036 | |
| ANT 7 | Head | DFT-s-OFDM $\pi/2$ BPSK | Mode A | 0 | Left Tilt | 633332 | 3499.98 | 1 | 136 | 22.8 | 22.3 | 0.032 | 0.036 | 0.011 | 0.012 | |
| ANT 7 | Head | DFT-s-OFDM $\pi/2$ BPSK | Mode A | 0 | Left Tilt | 633332 | 3499.98 | 135 | 69 | 22.8 | 22.3 | 0.034 | 0.038 | 0.011 | 0.012 | |
| ANT 7 | Head | DFT-s-OFDM $\pi/2$ BPSK | Mode A | 0 | Right Cheek | 633332 | 3499.98 | 1 | 136 | 22.8 | 22.3 | 0.164 | 0.184 | 0.069 | 0.077 | |
| ANT 7 | Head | DFT-s-OFDM $\pi/2$ BPSK | Mode A | 0 | Right Cheek | 633332 | 3499.98 | 135 | 69 | 22.8 | 22.3 | 0.127 | 0.142 | 0.053 | 0.059 | |
| ANT 7 | Head | DFT-s-OFDM $\pi/2$ BPSK | Mode A | 0 | Right Tilt | 633332 | 3499.98 | 1 | 136 | 22.8 | 22.3 | 0.019 | 0.021 | 0.004 | 0.004 | |
| ANT 7 | Head | DFT-s-OFDM $\pi/2$ BPSK | Mode A | 0 | Right Tilt | 633332 | 3499.98 | 135 | 69 | 22.8 | 22.3 | 0.022 | 0.025 | 0.009 | 0.010 | |
| ANT 7 | Body & Hotspot | DFT-s-OFDM $\pi/2$ BPSK | Mode B | 5 | Back | 633332 | 3499.98 | 1 | 136 | 20.8 | 19.9 | 0.453 | 0.557 | 0.184 | 0.226 | |
| ANT 7 | Body & Hotspot | DFT-s-OFDM $\pi/2$ BPSK | Mode B | 5 | Back | 633332 | 3499.98 | 135 | 69 | 20.8 | 19.9 | 0.474 | 0.583 | 0.192 | 0.236 | |
| ANT 7 | Body & Hotspot | DFT-s-OFDM $\pi/2$ BPSK | Mode B | 5 | Front | 633332 | 3499.98 | 1 | 136 | 20.8 | 19.9 | 0.231 | 0.284 | 0.093 | 0.114 | |
| ANT 7 | Body & Hotspot | DFT-s-OFDM $\pi/2$ BPSK | Mode B | 5 | Front | 633332 | 3499.98 | 135 | 69 | 20.8 | 19.9 | 0.236 | 0.290 | 0.094 | 0.116 | |
| ANT 7 | Hotspot | DFT-s-OFDM $\pi/2$ BPSK | Mode B | 5 | Edge Right | 633332 | 3499.98 | 1 | 136 | 20.8 | 19.9 | 0.708 | 0.871 | 0.267 | 0.328 | 94 |
| ANT 7 | Hotspot | DFT-s-OFDM $\pi/2$ BPSK | Mode B | 5 | Edge Right | 633332 | 3499.98 | 135 | 69 | 20.8 | 19.9 | 0.689 | 0.848 | 0.261 | 0.321 | |
| ANT 7 | Hotspot | DFT-s-OFDM $\pi/2$ BPSK | Mode B | 5 | Edge Bottom | 633332 | 3499.98 | 1 | 136 | 20.8 | 19.9 | 0.169 | 0.208 | 0.059 | 0.073 | |
| ANT 7 | Hotspot | DFT-s-OFDM $\pi/2$ BPSK | Mode B | 5 | Edge Bottom | 633332 | 3499.98 | 135 | 69 | 20.8 | 19.9 | 0.198 | 0.244 | 0.069 | 0.085 | |
| ANT 8 | Head | DFT-s-OFDM $\pi/2$ BPSK | Mode A | 0 | Left Cheek | 633332 | 3499.98 | 1 | 136 | 18.7 | 17.9 | 0.177 | 0.213 | 0.071 | 0.085 | |
| ANT 8 | Head | DFT-s-OFDM $\pi/2$ BPSK | Mode A | 0 | Left Cheek | 633332 | 3499.98 | 135 | 69 | 18.7 | 17.9 | 0.167 | 0.201 | 0.071 | 0.085 | |
| ANT 8 | Head | DFT-s-OFDM $\pi/2$ BPSK | Mode A | 0 | Left Tilt | 633332 | 3499.98 | 1 | 136 | 18.7 | 17.9 | 0.123 | 0.148 | 0.052 | 0.063 | |
| ANT 8 | Head | DFT-s-OFDM $\pi/2$ BPSK | Mode A | 0 | Left Tilt | 633332 | 3499.98 | 135 | 69 | 18.7 | 17.9 | 0.106 | 0.127 | 0.036 | 0.043 | |
| ANT 8 | Head | DFT-s-OFDM $\pi/2$ BPSK | Mode A | 0 | Right Cheek | 633332 | 3499.98 | 1 | 136 | 18.7 | 17.9 | 0.753 | 0.905 | 0.262 | 0.315 | |
| ANT 8 | Head | DFT-s-OFDM $\pi/2$ BPSK | Mode A | 0 | Right Cheek | 633332 | 3499.98 | 135 | 69 | 18.7 | 17.9 | 0.737 | 0.886 | 0.257 | 0.309 | |
| ANT 8 | Head | DFT-s-OFDM $\pi/2$ BPSK | Mode A | 0 | Right Tilt | 633332 | 3499.98 | 1 | 136 | 18.7 | 17.9 | 0.330 | 0.397 | 0.117 | 0.141 | |
| ANT 8 | Head | DFT-s-OFDM $\pi/2$ BPSK | Mode A | 0 | Right Tilt | 633332 | 3499.98 | 135 | 69 | 18.7 | 17.9 | 0.316 | 0.380 | 0.113 | 0.136 | |
| ANT 8 | Body & Hotspot | DFT-s-OFDM $\pi/2$ BPSK | Mode B | 5 | Back | 633332 | 3499.98 | 1 | 136 | 18.1 | 17.7 | 0.459 | 0.503 | 0.181 | 0.198 | |
| ANT 8 | Body & Hotspot | DFT-s-OFDM $\pi/2$ BPSK | Mode B | 5 | Back | 633332 | 3499.98 | 135 | 69 | 18.1 | 17.8 | 0.465 | 0.498 | 0.183 | 0.196 | |
| ANT 8 | Body & Hotspot | DFT-s-OFDM $\pi/2$ BPSK | Mode B | 5 | Front | 633332 | 3499.98 | 1 | 136 | 18.1 | 17.7 | 0.414 | 0.454 | 0.152 | 0.167 | |
| ANT 8 | Body & Hotspot | DFT-s-OFDM $\pi/2$ BPSK | Mode B | 5 | Front | 633332 | 3499.98 | 135 | 69 | 18.1 | 17.8 | 0.403 | 0.432 | 0.148 | 0.159 | |
| ANT 8 | Hotspot | DFT-s-OFDM $\pi/2$ BPSK | Mode B | 5 | Edge Top | 633332 | 3499.98 | 1 | 136 | 18.1 | 17.7 | 0.176 | 0.193 | 0.064 | 0.070 | |
| ANT 8 | Hotspot | DFT-s-OFDM $\pi/2$ BPSK | Mode B | 5 | Edge Top | 633332 | 3499.98 | 135 | 69 | 18.1 | 17.8 | 0.182 | 0.195 | 0.065 | 0.070 | |
| ANT 8 | Hotspot | DFT-s-OFDM $\pi/2$ BPSK | Mode B | 5 | Edge Left | 633332 | 3499.98 | 1 | 136 | 18.1 | 17.7 | 0.793 | 0.870 | 0.290 | 0.318 | |
| ANT 8 | Hotspot | DFT-s-OFDM $\pi/2$ BPSK | Mode B | 5 | Edge Left | 633332 | 3499.98 | 135 | 69 | 18.1 | 17.8 | 0.796 | 0.853 | 0.292 | 0.313 | |
| ANT 9 | Head | DFT-s-OFDM $\pi/2$ BPSK | Mode A | 0 | Left Cheek | 633332 | 3499.98 | 1 | 136 | 18.5 | 18.2 | 0.052 | 0.056 | 0.020 | 0.021 | |
| ANT 9 | Head | DFT-s-OFDM $\pi/2$ BPSK | Mode A | 0 | Left Cheek | 633332 | 3499.98 | 135 | 69 | 18.5 | 18.1 | 0.051 | 0.056 | 0.020 | 0.022 | |
| ANT 9 | Head | DFT-s-OFDM $\pi/2$ BPSK | Mode A | 0 | Left Tilt | 633332 | 3499.98 | 1 | 136 | 18.5 | 18.2 | 0.021 | 0.023 | 0.004 | 0.004 | |
| ANT 9 | Head | DFT-s-OFDM $\pi/2$ BPSK | Mode A | 0 | Left Tilt | 633332 | 3499.98 | 135 | 69 | 18.5 | 18.1 | 0.020 | 0.022 | 0.004 | 0.004 | |
| ANT 9 | Head | DFT-s-OFDM $\pi/2$ BPSK | Mode A | 0 | Right Cheek | 633332 | 3499.98 | 1 | 136 | 18.5 | 18.2 | 0.018 | 0.019 | 0.004 | 0.004 | |
| ANT 9 | Head | DFT-s-OFDM $\pi/2$ BPSK | Mode A | 0 | Right Cheek | 633332 | 3499.98 | 135 | 69 | 18.5 | 18.1 | 0.016 | 0.018 | 0.004 | 0.004 | |
| ANT 9 | Head | DFT-s-OFDM $\pi/2$ BPSK | Mode A | 0 | Right Tilt | 633332 | 3499.98 | 1 | 136 | 18.5 | 18.2 | 0.018 | 0.019 | 0.004 | 0.004 | |
| ANT 9 | Head | DFT-s-OFDM $\pi/2$ BPSK | Mode A | 0 | Right Tilt | 633332 | 3499.98 | 135 | 69 | 18.5 | 18.1 | 0.019 | 0.021 | 0.004 | 0.004 | |
| ANT 9 | Body & Hotspot | DFT-s-OFDM $\pi/2$ BPSK | Mode B | 5 | Back | 633332 | 3499.98 | 1 | 136 | 17.4 | 17.2 | 0.898 | 0.940 | 0.300 | 0.314 | 95 |
| ANT 9 | Body & Hotspot | DFT-s-OFDM $\pi/2$ BPSK | Mode B | 5 | Back | 633332 | 3499.98 | 135 | 69 | 17.4 | 16.9 | 0.837 | 0.939 | 0.281 | 0.315 | |
| ANT 9 | Body & Hotspot | DFT-s-OFDM $\pi/2$ BPSK | Mode B | 5 | Front | 633332 | 3499.98 | 1 | 136 | 17.4 | 17.2 | 0.608 | 0.637 | 0.209 | 0.219 | |
| ANT 9 | Body & Hotspot | DFT-s-OFDM $\pi/2$ BPSK | Mode B | 5 | Front | 633332 | 3499.98 | 135 | 69 | 17.4 | 16.9 | 0.650 | 0.729 | 0.222 | 0.249 | |
| ANT 9 | Hotspot | DFT-s-OFDM $\pi/2$ BPSK | Mode B | 5 | Edge Bottom | 633332 | 3499.98 | 1 | 136 | 17.4 | 17.2 | 0.604 | 0.632 | 0.208 | 0.218 | |
| ANT 9 | Hotspot | DFT-s-OFDM $\pi/2$ BPSK | Mode B | 5 | Edge Bottom | 633332 | 3499.98 | 135 | 69 | 17.4 | 16.9 | 0.619 | 0.695 | 0.212 | 0.238 | |
| ANT 9 | Hotspot | DFT-s-OFDM $\pi/2$ BPSK | Mode B | 5 | Edge Left | 633332 | 3499.98 | 1 | 136 | 17.4 | 17.2 | 0.433 | 0.453 | 0.159 | 0.166 | |
| ANT 9 | Hotspot | DFT-s-OFDM $\pi/2$ BPSK | Mode B | 5 | Edge Left | 633332 | 3499.98 | 135 | 69 | 17.4 | 16.9 | 0.435 | 0.488 | 0.160 | 0.180 | |
| ANT 4 | Head | DFT-s-OFDM $\pi/2$ BPSK | Mode A | 0 | Left Cheek | 633332 | 3499.98 | 1 | 136 | 21.0 | 20.7 | 0.869 | 0.931 | 0.334 | 0.358 | 96 |
| ANT 4 | Head | DFT-s-OFDM $\pi/2$ BPSK | Mode A | 0 | Left Cheek | 633332 | 3499.98 | 135 | 69 | 21.0 | 20.7 | 0.828 | 0.887 | 0.319 | 0.342 | |
| ANT 4 | Head | DFT-s-OFDM $\pi/2$ BPSK | Mode A | 0 | Left Tilt | 633332 | 3499.98 | 1 | 136 | 21.0 | 20.7 | 0.632 | 0.677 | 0.244 | 0.261 | |
| ANT 4 | Head | DFT-s-OFDM $\pi/2$ BPSK | Mode A | 0 | Left Tilt | 633332 | 3499.98 | 135 | 69 | 21.0 | 20.7 | 0.611 | 0.655 | 0.236 | 0.253 | |
| ANT 4 | Head | DFT-s-OFDM $\pi/2$ BPSK | Mode A | 0 | Right Cheek | 633332 | 3499.98 | 1 | 136 | 21.0 | 20.7 | 0.275 | 0.295 | 0.112 | 0.120 | |
| ANT 4 | Head | DFT-s-OFDM $\pi/2$ BPSK | Mode A | 0 | Right Cheek | 633332 | 3499.98 | 135 | 69 | 21.0 | 20.7 | 0.286 | 0.306 | 0.117 | 0.125 | |
| ANT 4 | Head | DFT-s-OFDM $\pi/2$ BPSK | Mode A | 0 | Right Tilt | 633332 | 3499.98 | 1 | 136 | 21.0 | 20.7 | 0.264 | 0.283 | 0.106 | 0.114 | |
| ANT 4 | Head | DFT-s-OFDM $\pi/2$ BPSK | Mode A | 0 | Right Tilt | 633332 | 3499.98 | 135 | 69 | 21.0 | 20.7 | 0.307 | 0.329 | 0.112 | 0.120 | |
| ANT 4 | Body & Hotspot | DFT-s-OFDM $\pi/2$ BPSK | Mode B | 5 | Back | 633332 | 3499.98 | 1 | 136 | 19.9 | 19.2 | 0.783 | 0.920 | 0.303 | 0.356 | |
| ANT 4 | Body & Hotspot | DFT-s-OFDM $\pi/2$ BPSK | Mode B | 5 | Back | 633332 | 3499.98 | 135 | 69 | 19.9 | 19.2 | 0.766 | 0.900 | 0.295 | 0.347 | |
| ANT 4 | Body & Hotspot | DFT-s-OFDM $\pi/2$ BPSK | Mode B | 5 | Front | 633332 | 3499.98 | 1 | 136 | 19.9 | 19.2 | 0.285 | 0.335 | 0.119 | 0.140 | |
| ANT 4 | Body & Hotspot | DFT-s-OFDM $\pi/2$ BPSK | Mode B | 5 | Front | 633332 | 3499.98 | 135 | 69 | 19.9 | 19.2 | 0.323 | 0.379 | 0.133 | 0.156 | |
| ANT 4 | Hotspot | DFT-s-OFDM $\pi/2$ BPSK | Mode B | 5 | Edge Top | 633332 | 3499.98 | 1 | 136 | 19.9 | 19.2 | 0.141 | 0.166 | 0.063 | 0.074 | |
| ANT 4 | Hotspot | DFT-s-OFDM $\pi/2$ BPSK | Mode B | 5 | Edge Top | 633332 | 3499.98 | 135 | 69 | 19.9 | 19.2 | 0.135 | 0.159 | 0.059 | 0.069 | |
| ANT 4 | Hotspot | DFT-s-OFDM $\pi/2$ BPSK | Mode B | 5 | Edge Right | 633332 | 3499.98 | 1 | 136 | 19.9 | 19.2 | 0.714 | 0.839 | 0.292 | 0.343 | |
| ANT 4 | Hotspot | DFT-s-OFDM $\pi/2$ BPSK | Mode B | 5 | Edge Right | 633332 | 3499.98 | 135 | 69 | 19.9 | 19.2 | 0.717 | 0.842 | 0.293 | 0.344 | |

10.35. NR Band n77 (Block C) PC3 (100MHz Bandwidth)

| Antenna | RF Exposure Condition | Mode | Power Mode | Dist (mm) | Test Position | Channel | Freq. (MHz) | RB Allocation | RB Offset | Max Output Pwr (dBm) | Meas. (dBm) | 1-g Meas. (W/kg) | 1-g Scaled (W/kg) | 10-g Meas. (W/kg) | 10-g Scaled (W/kg) | Plot No. |
|---------|-----------------------|---------------------|------------|-----------|---------------|---------|-------------|---------------|-----------|----------------------|-------------|------------------|-------------------|-------------------|--------------------|----------|
| ANT 7 | Head | DFT-s-OFDM η/2 BPSK | Mode A | 0 | Left Cheek | 657200 | 3858 | 1 | 136 | 22.8 | 22.1 | 0.034 | 0.040 | 0.010 | 0.012 | |
| ANT 7 | Head | DFT-s-OFDM η/2 BPSK | Mode A | 0 | Left Cheek | 657200 | 3858 | 135 | 69 | 22.8 | 22.1 | 0.032 | 0.038 | 0.009 | 0.011 | |
| ANT 7 | Head | DFT-s-OFDM η/2 BPSK | Mode A | 0 | Left Tilt | 657200 | 3858 | 1 | 136 | 22.8 | 22.1 | 0.015 | 0.018 | 0.000 | 0.000 | |
| ANT 7 | Head | DFT-s-OFDM η/2 BPSK | Mode A | 0 | Left Tilt | 657200 | 3858 | 135 | 69 | 22.8 | 22.1 | 0.017 | 0.020 | 0.002 | 0.002 | |
| ANT 7 | Head | DFT-s-OFDM η/2 BPSK | Mode A | 0 | Right Cheek | 657200 | 3858 | 1 | 136 | 22.8 | 22.1 | 0.072 | 0.085 | 0.017 | 0.020 | |
| ANT 7 | Head | DFT-s-OFDM η/2 BPSK | Mode A | 0 | Right Cheek | 657200 | 3858 | 135 | 69 | 22.8 | 22.1 | 0.068 | 0.080 | 0.016 | 0.019 | |
| ANT 7 | Head | DFT-s-OFDM η/2 BPSK | Mode A | 0 | Right Tilt | 657200 | 3858 | 1 | 136 | 22.8 | 22.1 | 0.003 | 0.004 | 0.000 | 0.000 | |
| ANT 7 | Head | DFT-s-OFDM η/2 BPSK | Mode A | 0 | Right Tilt | 657200 | 3858 | 135 | 69 | 22.8 | 22.1 | 0.004 | 0.005 | 0.000 | 0.000 | |
| ANT 7 | Body & Hotspot | DFT-s-OFDM η/2 BPSK | Mode B | 5 | Back | 657200 | 3858 | 1 | 136 | 20.8 | 19.9 | 0.724 | 0.891 | 0.298 | 0.367 | |
| ANT 7 | Body & Hotspot | DFT-s-OFDM η/2 BPSK | Mode B | 5 | Back | 657200 | 3858 | 135 | 69 | 20.8 | 19.9 | 0.746 | 0.918 | 0.313 | 0.385 | 97 |
| ANT 7 | Body & Hotspot | DFT-s-OFDM η/2 BPSK | Mode B | 5 | Front | 657200 | 3858 | 1 | 136 | 20.8 | 19.9 | 0.312 | 0.384 | 0.123 | 0.151 | |
| ANT 7 | Body & Hotspot | DFT-s-OFDM η/2 BPSK | Mode B | 5 | Front | 657200 | 3858 | 135 | 69 | 20.8 | 19.9 | 0.273 | 0.336 | 0.107 | 0.132 | |
| ANT 7 | Hotspot | DFT-s-OFDM η/2 BPSK | Mode B | 5 | Edge Right | 657200 | 3858 | 1 | 136 | 20.8 | 19.9 | 0.613 | 0.754 | 0.238 | 0.293 | |
| ANT 7 | Hotspot | DFT-s-OFDM η/2 BPSK | Mode B | 5 | Edge Right | 657200 | 3858 | 135 | 69 | 20.8 | 19.9 | 0.636 | 0.782 | 0.239 | 0.294 | |
| ANT 7 | Hotspot | DFT-s-OFDM η/2 BPSK | Mode B | 5 | Edge Bottom | 657200 | 3858 | 1 | 136 | 20.8 | 19.9 | 0.137 | 0.169 | 0.051 | 0.063 | |
| ANT 7 | Hotspot | DFT-s-OFDM η/2 BPSK | Mode B | 5 | Edge Bottom | 657200 | 3858 | 135 | 69 | 20.8 | 19.9 | 0.165 | 0.203 | 0.060 | 0.074 | |
| ANT 8 | Head | DFT-s-OFDM η/2 BPSK | Mode A | 0 | Left Cheek | 657200 | 3858 | 1 | 136 | 18.7 | 18.4 | 0.171 | 0.183 | 0.056 | 0.060 | |
| ANT 8 | Head | DFT-s-OFDM η/2 BPSK | Mode A | 0 | Left Cheek | 657200 | 3858 | 135 | 69 | 18.7 | 18.4 | 0.170 | 0.182 | 0.055 | 0.059 | |
| ANT 8 | Head | DFT-s-OFDM η/2 BPSK | Mode A | 0 | Left Tilt | 657200 | 3858 | 1 | 136 | 18.7 | 18.4 | 0.133 | 0.143 | 0.041 | 0.044 | |
| ANT 8 | Head | DFT-s-OFDM η/2 BPSK | Mode A | 0 | Left Tilt | 657200 | 3858 | 135 | 69 | 18.7 | 18.4 | 0.127 | 0.136 | 0.040 | 0.043 | |
| ANT 8 | Head | DFT-s-OFDM η/2 BPSK | Mode A | 0 | Right Cheek | 657200 | 3858 | 1 | 136 | 18.7 | 18.4 | 0.475 | 0.509 | 0.174 | 0.186 | |
| ANT 8 | Head | DFT-s-OFDM η/2 BPSK | Mode A | 0 | Right Cheek | 657200 | 3858 | 135 | 69 | 18.7 | 18.4 | 0.475 | 0.509 | 0.173 | 0.185 | |
| ANT 8 | Head | DFT-s-OFDM η/2 BPSK | Mode A | 0 | Right Tilt | 657200 | 3858 | 1 | 136 | 18.7 | 18.4 | 0.281 | 0.301 | 0.091 | 0.098 | |
| ANT 8 | Head | DFT-s-OFDM η/2 BPSK | Mode A | 0 | Right Tilt | 657200 | 3858 | 135 | 69 | 18.7 | 18.4 | 0.291 | 0.312 | 0.095 | 0.102 | |
| ANT 8 | Body & Hotspot | DFT-s-OFDM η/2 BPSK | Mode B | 5 | Back | 657200 | 3858 | 1 | 136 | 18.1 | 17.9 | 0.385 | 0.403 | 0.162 | 0.170 | |
| ANT 8 | Body & Hotspot | DFT-s-OFDM η/2 BPSK | Mode B | 5 | Back | 657200 | 3858 | 135 | 69 | 18.1 | 18.0 | 0.381 | 0.390 | 0.159 | 0.163 | |
| ANT 8 | Body & Hotspot | DFT-s-OFDM η/2 BPSK | Mode B | 5 | Front | 657200 | 3858 | 1 | 136 | 18.1 | 17.9 | 0.255 | 0.267 | 0.090 | 0.094 | |
| ANT 8 | Body & Hotspot | DFT-s-OFDM η/2 BPSK | Mode B | 5 | Front | 657200 | 3858 | 135 | 69 | 18.1 | 18.0 | 0.242 | 0.248 | 0.084 | 0.086 | |
| ANT 8 | Hotspot | DFT-s-OFDM η/2 BPSK | Mode B | 5 | Edge Top | 657200 | 3858 | 1 | 136 | 18.1 | 17.9 | 0.031 | 0.032 | 0.005 | 0.005 | |
| ANT 8 | Hotspot | DFT-s-OFDM η/2 BPSK | Mode B | 5 | Edge Top | 657200 | 3858 | 135 | 69 | 18.1 | 18.0 | 0.036 | 0.037 | 0.006 | 0.006 | |
| ANT 8 | Hotspot | DFT-s-OFDM η/2 BPSK | Mode B | 5 | Edge Left | 657200 | 3858 | 1 | 136 | 18.1 | 17.9 | 0.537 | 0.562 | 0.185 | 0.194 | |
| ANT 8 | Hotspot | DFT-s-OFDM η/2 BPSK | Mode B | 5 | Edge Left | 657200 | 3858 | 135 | 69 | 18.1 | 18.0 | 0.573 | 0.586 | 0.197 | 0.202 | |
| ANT 9 | Head | DFT-s-OFDM η/2 BPSK | Mode A | 0 | Left Cheek | 657200 | 3858 | 1 | 136 | 18.5 | 18.2 | 0.010 | 0.010 | 0.002 | 0.002 | |
| ANT 9 | Head | DFT-s-OFDM η/2 BPSK | Mode A | 0 | Left Cheek | 657200 | 3858 | 135 | 69 | 18.5 | 18.2 | 0.010 | 0.011 | 0.001 | 0.001 | |
| ANT 9 | Head | DFT-s-OFDM η/2 BPSK | Mode A | 0 | Left Tilt | 657200 | 3858 | 1 | 136 | 18.5 | 18.4 | 0.000 | 0.000 | 0.000 | 0.000 | |
| ANT 9 | Head | DFT-s-OFDM η/2 BPSK | Mode A | 0 | Left Tilt | 657200 | 3858 | 135 | 69 | 18.5 | 18.2 | 0.004 | 0.004 | 0.000 | 0.000 | |
| ANT 9 | Head | DFT-s-OFDM η/2 BPSK | Mode A | 0 | Right Cheek | 657200 | 3858 | 1 | 136 | 18.5 | 18.4 | 0.007 | 0.007 | 0.000 | 0.000 | |
| ANT 9 | Head | DFT-s-OFDM η/2 BPSK | Mode A | 0 | Right Cheek | 657200 | 3858 | 135 | 69 | 18.5 | 18.2 | 0.016 | 0.017 | 0.000 | 0.000 | |
| ANT 9 | Head | DFT-s-OFDM η/2 BPSK | Mode A | 0 | Right Tilt | 657200 | 3858 | 1 | 136 | 18.5 | 18.4 | 0.004 | 0.004 | 0.000 | 0.000 | |
| ANT 9 | Head | DFT-s-OFDM η/2 BPSK | Mode A | 0 | Right Tilt | 657200 | 3858 | 135 | 69 | 18.5 | 18.2 | 0.014 | 0.015 | 0.000 | 0.000 | |
| ANT 9 | Body & Hotspot | DFT-s-OFDM η/2 BPSK | Mode B | 5 | Back | 657200 | 3858 | 1 | 136 | 17.4 | 17.1 | 0.398 | 0.426 | 0.143 | 0.153 | |
| ANT 9 | Body & Hotspot | DFT-s-OFDM η/2 BPSK | Mode B | 5 | Back | 657200 | 3858 | 135 | 69 | 17.4 | 16.9 | 0.434 | 0.487 | 0.153 | 0.172 | |
| ANT 9 | Body & Hotspot | DFT-s-OFDM η/2 BPSK | Mode B | 5 | Front | 657200 | 3858 | 1 | 136 | 17.4 | 17.1 | 0.254 | 0.272 | 0.085 | 0.091 | |
| ANT 9 | Body & Hotspot | DFT-s-OFDM η/2 BPSK | Mode B | 5 | Front | 657200 | 3858 | 135 | 69 | 17.4 | 16.9 | 0.267 | 0.300 | 0.091 | 0.102 | |
| ANT 9 | Hotspot | DFT-s-OFDM η/2 BPSK | Mode B | 5 | Edge Bottom | 657200 | 3858 | 1 | 136 | 17.4 | 17.1 | 0.414 | 0.444 | 0.140 | 0.150 | |
| ANT 9 | Hotspot | DFT-s-OFDM η/2 BPSK | Mode B | 5 | Edge Bottom | 657200 | 3858 | 135 | 69 | 17.4 | 16.9 | 0.410 | 0.460 | 0.139 | 0.156 | |
| ANT 9 | Hotspot | DFT-s-OFDM η/2 BPSK | Mode B | 5 | Edge Left | 657200 | 3858 | 1 | 136 | 17.4 | 17.1 | 0.141 | 0.151 | 0.053 | 0.057 | |
| ANT 9 | Hotspot | DFT-s-OFDM η/2 BPSK | Mode B | 5 | Edge Left | 657200 | 3858 | 135 | 69 | 17.4 | 16.9 | 0.148 | 0.166 | 0.056 | 0.063 | |
| ANT 4 | Head | DFT-s-OFDM η/2 BPSK | Mode A | 0 | Left Cheek | 657200 | 3858 | 1 | 136 | 21.0 | 20.6 | 0.710 | 0.778 | 0.261 | 0.286 | 98 |
| ANT 4 | Head | DFT-s-OFDM η/2 BPSK | Mode A | 0 | Left Cheek | 657200 | 3858 | 135 | 69 | 21.0 | 20.4 | 0.663 | 0.761 | 0.243 | 0.279 | |
| ANT 4 | Head | DFT-s-OFDM η/2 BPSK | Mode A | 0 | Left Tilt | 657200 | 3858 | 1 | 136 | 21.0 | 20.6 | 0.457 | 0.501 | 0.167 | 0.183 | |
| ANT 4 | Head | DFT-s-OFDM η/2 BPSK | Mode A | 0 | Left Tilt | 657200 | 3858 | 135 | 69 | 21.0 | 20.4 | 0.362 | 0.416 | 0.135 | 0.155 | |
| ANT 4 | Head | DFT-s-OFDM η/2 BPSK | Mode A | 0 | Right Cheek | 657200 | 3858 | 1 | 136 | 21.0 | 20.6 | 0.165 | 0.181 | 0.067 | 0.073 | |
| ANT 4 | Head | DFT-s-OFDM η/2 BPSK | Mode A | 0 | Right Cheek | 657200 | 3858 | 135 | 69 | 21.0 | 20.4 | 0.173 | 0.199 | 0.070 | 0.080 | |
| ANT 4 | Head | DFT-s-OFDM η/2 BPSK | Mode A | 0 | Right Tilt | 657200 | 3858 | 1 | 136 | 21.0 | 20.6 | 0.142 | 0.156 | 0.058 | 0.064 | |
| ANT 4 | Head | DFT-s-OFDM η/2 BPSK | Mode A | 0 | Right Tilt | 657200 | 3858 | 135 | 69 | 21.0 | 20.4 | 0.165 | 0.189 | 0.060 | 0.0758 | |
| ANT 4 | Body & Hotspot | DFT-s-OFDM η/2 BPSK | Mode B | 5 | Back | 657200 | 3858 | 1 | 136 | 19.9 | 19.5 | 0.801 | 0.878 | 0.273 | 0.299 | |
| ANT 4 | Body & Hotspot | DFT-s-OFDM η/2 BPSK | Mode B | 5 | Back | 657200 | 3858 | 135 | 69 | 19.9 | 19.5 | 0.805 | 0.883 | 0.273 | 0.299 | |
| ANT 4 | Body & Hotspot | DFT-s-OFDM η/2 BPSK | Mode B | 5 | Front | 657200 | 3858 | 1 | 136 | 19.9 | 19.5 | 0.213 | 0.234 | 0.087 | 0.095 | |
| ANT 4 | Body & Hotspot | DFT-s-OFDM η/2 BPSK | Mode B | 5 | Front | 657200 | 3858 | 135 | 69 | 19.9 | 19.5 | 0.222 | 0.243 | 0.090 | 0.099 | |
| ANT 4 | Hotspot | DFT-s-OFDM η/2 BPSK | Mode B | 5 | Edge Top | 657200 | 3858 | 1 | 136 | 19.9 | 19.5 | 0.152 | 0.167 | 0.065 | 0.071 | |
| ANT 4 | Hotspot | DFT-s-OFDM η/2 BPSK | Mode B | 5 | Edge Top | 657200 | 3858 | 135 | 69 | 19.9 | 19.5 | 0.167 | 0.183 | 0.073 | 0.080 | |
| ANT 4 | Hotspot | DFT-s-OFDM η/2 BPSK | Mode B | 5 | Edge Right | 657200 | 3858 | 1 | 136 | 19.9 | 19.5 | 0.696 | 0.763 | 0.274 | 0.300 | |
| ANT 4 | Hotspot | DFT-s-OFDM η/2 BPSK | Mode B | 5 | Edge Right | 657200 | 3858 | 135 | 69 | 19.9 | 19.5 | 0.714 | 0.783 | 0.279 | 0.306 | 99 |

10.36. NR Band n77 PC2 (100MHz Bandwidth)

From May 2017 TCB Workshop, SAR tested were performed using Power Class 3. SAR test for Power Class 2 is tested using the highest SAR test configuration in Power Class 3 for each LTE configuration and exposure condition combination. According to the highest time averaged power for UL-DL configurations, configuration # 1 with duty cycle 43.3% is used for Power Class 2 SAR test.

Additional SAR testing for Power Class 2 is not required when:

- The reported SAR vs. output power can be linearly scaled with < 10% discrepancy between power classes and all reported SAR are < 1.4 W/kg

Reported SAR vs. Output Power linearly scaled

| Antenna | RF Exposure Condition | FR1 n77 PC2 | | | FR1 n77 PC3 | | | | PC2 Linearly scaled Reported SAR (W/kg) | Linearly scaled (<10%) | Testing Required |
|----------------|-----------------------|--------------------|------------------|--------------------|--------------------|---------------------|--------------------|---------------------|---|------------------------|------------------|
| | | Duty Cycle (%) | Max Output Power | Frame Avg Pwr (mW) | Duty Cycle (%) | Max Output Power | Frame Avg Pwr (mW) | Reported SAR (W/kg) | | | |
| ANT 7 | Head | 50.0% | 25.8 | 190.1 | 100.0% | 22.8 | 190.6 | 0.184 | 0.184 | 0.0% | No |
| ANT 7 | Body & Hotspot | 50.0% | 23.8 | 119.9 | 100.0% | 20.8 | 120.2 | 0.918 | 0.916 | -0.2% | No |
| ANT 7 | Hotspot | 50.0% | 23.8 | 119.9 | 100.0% | 20.8 | 120.2 | 0.871 | 0.869 | -0.2% | No |
| Antenna | RF Exposure Condition | FR1 n77 PC2 | | | FR1 n77 PC3 | | | | PC2 Linearly scaled Reported SAR (W/kg) | Linearly scaled (<10%) | Testing Required |
| Duty Cycle (%) | Max Output Power | Frame Avg Pwr (mW) | Duty Cycle (%) | Max Output Power | Frame Avg Pwr (mW) | Reported SAR (W/kg) | | | | | |
| ANT 8 | Head | 50.0% | 21.7 | 74.0 | 100.0% | 18.7 | 74.1 | 0.905 | 0.903 | -0.3% | No |
| ANT 8 | Body & Hotspot | 50.0% | 21.1 | 64.4 | 100.0% | 18.1 | 64.6 | 0.503 | 0.502 | -0.3% | No |
| ANT 8 | Hotspot | 50.0% | 21.1 | 64.4 | 100.0% | 18.1 | 64.6 | 0.870 | 0.867 | -0.3% | No |
| Antenna | RF Exposure Condition | FR1 n77 PC2 | | | FR1 n77 PC3 | | | | PC2 Linearly scaled Reported SAR (W/kg) | Linearly scaled (<10%) | Testing Required |
| Duty Cycle (%) | Max Output Power | Frame Avg Pwr (mW) | Duty Cycle (%) | Max Output Power | Frame Avg Pwr (mW) | Reported SAR (W/kg) | | | | | |
| ANT 9 | Head | 50.0% | 21.5 | 70.6 | 100.0% | 18.5 | 70.8 | 0.056 | 0.056 | 0.1% | No |
| ANT 9 | Body & Hotspot | 50.0% | 20.4 | 54.8 | 100.0% | 17.4 | 55.0 | 0.940 | 0.938 | -0.2% | No |
| ANT 9 | Hotspot | 50.0% | 20.4 | 54.8 | 100.0% | 17.4 | 55.0 | 0.695 | 0.693 | -0.2% | No |
| Antenna | RF Exposure Condition | FR1 n77 PC2 | | | FR1 n77 PC3 | | | | PC2 Linearly scaled Reported SAR (W/kg) | Linearly scaled (<10%) | Testing Required |
| Duty Cycle (%) | Max Output Power | Frame Avg Pwr (mW) | Duty Cycle (%) | Max Output Power | Frame Avg Pwr (mW) | Reported SAR (W/kg) | | | | | |
| ANT 4 | Head | 50.0% | 24 | 125.6 | 100.0% | 21 | 125.9 | 0.931 | 0.929 | -0.2% | No |
| ANT 4 | Body & Hotspot | 50.0% | 22.9 | 97.5 | 100.0% | 19.9 | 97.7 | 0.920 | 0.918 | -0.2% | No |
| ANT 4 | Hotspot | 50.0% | 22.9 | 97.5 | 100.0% | 19.9 | 97.7 | 0.842 | 0.840 | -0.3% | No |

Conclusion:

SAR test for Power Class 2 is not required because the PC3 reported SAR <1.4 W/kg and PC2 reported SAR vs. output power linearly scaled <10%.

10.37. Wi-Fi (DTS Band)

When the 802.11b reported SAR of the highest measured maximum output power channel is ≤ 0.8 W/kg, no further SAR testing is required. If SAR is > 0.8 W/kg and ≤ 1.2 W/kg, SAR is required for the next highest measured output power channel. Finally, if SAR is > 1.2 W/kg, SAR is required for the third channel.

SAR testing is not required for OFDM mode(s) when the highest reported SAR for DSSS is adjusted by the ratio of OFDM to DSSS specified maximum output power and the adjusted SAR is ≤ 1.2 W/kg.

| Antenna | RF Exposure Condition | Mode | Power Mode | Dist (mm) | Test Position | Channel | Freq. (MHz) | Duty Cycle (%) | Area Scan Max. SAR (W/kg) | Max Output Pwr (dBm) | Meas. (dBm) | 1-g Meas. (W/kg) | 1-g Scaled (W/kg) | 10-g Meas. (W/kg) | 10-g Scaled (W/kg) | Plot No. |
|---------|-----------------------|---------|----------------------|-----------|---------------|---------|-------------|----------------|---------------------------|----------------------|-------------|------------------|-------------------|-------------------|--------------------|----------|
| ANT 3 | Head | 802.11b | Power State 1 Mode A | 0 | Left Cheek | 2 | 2417 | 99.84% | 0.145 | 21.50 | 20.60 | 0.153 | 0.189 | 0.083 | 0.102 | |
| ANT 3 | Head | 802.11b | Power State 1 Mode A | 0 | Left Tilt | 2 | 2417 | 99.84% | 0.063 | 21.50 | 20.60 | | | | | |
| ANT 3 | Head | 802.11b | Power State 1 Mode A | 0 | Right Cheek | 2 | 2417 | 99.84% | 0.078 | 21.50 | 20.60 | | | | | |
| ANT 3 | Head | 802.11b | Power State 1 Mode A | 0 | Right Tilt | 2 | 2417 | 99.84% | 0.066 | 21.50 | 20.60 | | | | | |
| ANT 3 | Body & Hotspot | 802.11b | Power State 1 Mode B | 5 | Back | 2 | 2417 | 99.84% | 0.814 | 21.50 | 20.60 | 0.827 | 1.019 | 0.368 | 0.453 | |
| ANT 3 | Body & Hotspot | 802.11b | Power State 1 Mode B | 5 | Back | 6 | 2437 | 99.84% | 0.772 | 21.50 | 20.19 | 0.824 | 1.116 | 0.363 | 0.492 | 106 |
| ANT 3 | Body & Hotspot | 802.11b | Power State 1 Mode B | 5 | Back | 11 | 2462 | 99.84% | 0.829 | 21.50 | 20.31 | 0.808 | 1.064 | 0.358 | 0.472 | |
| ANT 3 | Body & Hotspot | 802.11b | Power State 1 Mode B | 5 | Front | 2 | 2417 | 99.84% | 0.399 | 21.50 | 20.60 | 0.415 | 0.511 | 0.215 | 0.265 | |
| ANT 3 | Hotspot | 802.11b | Power State 1 Mode B | 5 | Edge Bottom | 2 | 2417 | 99.84% | 0.177 | 21.50 | 20.60 | | | | | |
| ANT 3 | Hotspot | 802.11b | Power State 1 Mode B | 5 | Edge Left | 2 | 2417 | 99.84% | 0.688 | 21.50 | 20.60 | 0.736 | 0.907 | 0.325 | 0.400 | |
| ANT 3 | Hotspot | 802.11b | Power State 1 Mode B | 5 | Edge Left | 6 | 2437 | 99.84% | 0.658 | 21.50 | 20.19 | 0.729 | 0.987 | 0.318 | 0.431 | |
| ANT 3 | Hotspot | 802.11b | Power State 1 Mode B | 5 | Edge Left | 11 | 2462 | 99.84% | 0.548 | 21.50 | 20.31 | 0.628 | 0.827 | 0.275 | 0.362 | |
| ANT 4 | Head | 802.11b | Power State 1 Mode A | 0 | Left Cheek | 2 | 2417 | 99.84% | 0.764 | 21.50 | 20.85 | 0.912 | 1.061 | 0.381 | 0.443 | |
| ANT 4 | Head | 802.11b | Power State 1 Mode A | 0 | Left Cheek | 6 | 2437 | 99.84% | 0.649 | 21.50 | 20.48 | 0.899 | 1.139 | 0.367 | 0.465 | 107 |
| ANT 4 | Head | 802.11b | Power State 1 Mode A | 0 | Left Cheek | 11 | 2462 | 99.84% | 0.701 | 21.50 | 20.60 | 0.860 | 1.060 | 0.350 | 0.431 | |
| ANT 4 | Head | 802.11b | Power State 1 Mode A | 0 | Left Tilt | 2 | 2417 | 99.84% | 0.285 | 21.50 | 20.85 | 0.242 | 0.282 | 0.118 | 0.137 | |
| ANT 4 | Head | 802.11b | Power State 1 Mode A | 0 | Right Cheek | 2 | 2417 | 99.84% | 0.274 | 21.50 | 20.85 | | | | | |
| ANT 4 | Head | 802.11b | Power State 1 Mode A | 0 | Right Tilt | 2 | 2417 | 99.84% | 0.080 | 21.50 | 20.85 | | | | | |
| ANT 4 | Body & Hotspot | 802.11b | Power State 1 Mode B | 5 | Back | 2 | 2417 | 99.84% | 0.736 | 21.50 | 20.85 | 0.770 | 0.896 | 0.324 | 0.377 | |
| ANT 4 | Body & Hotspot | 802.11b | Power State 1 Mode B | 5 | Back | 6 | 2437 | 99.84% | 0.658 | 21.50 | 20.48 | 0.699 | 0.885 | 0.293 | 0.371 | |
| ANT 4 | Body & Hotspot | 802.11b | Power State 1 Mode B | 5 | Back | 11 | 2462 | 99.84% | 0.728 | 21.50 | 20.60 | 0.718 | 0.885 | 0.302 | 0.372 | |
| ANT 4 | Body & Hotspot | 802.11b | Power State 1 Mode B | 5 | Front | 2 | 2417 | 99.84% | 0.486 | 21.50 | 20.85 | 0.494 | 0.575 | 0.213 | 0.248 | |
| ANT 4 | Hotspot | 802.11b | Power State 1 Mode B | 5 | Edge Top | 2 | 2417 | 99.84% | 0.035 | 21.50 | 20.85 | | | | | |
| ANT 4 | Hotspot | 802.11b | Power State 1 Mode B | 5 | Edge Right | 2 | 2417 | 99.84% | 0.922 | 21.50 | 20.85 | 0.961 | 1.118 | 0.401 | 0.466 | 108 |
| ANT 4 | Hotspot | 802.11b | Power State 1 Mode B | 5 | Edge Right | 6 | 2437 | 99.84% | 0.837 | 21.50 | 20.48 | 0.811 | 1.027 | 0.336 | 0.426 | |
| ANT 4 | Hotspot | 802.11b | Power State 1 Mode B | 5 | Edge Right | 11 | 2462 | 99.84% | 0.874 | 21.50 | 20.60 | 0.861 | 1.061 | 0.355 | 0.437 | |

Notes:

Power State 2 and 3 maximum output power same as Power State 1

| Antenna | RF Exposure Condition | Mode | Power Mode | Dist (mm) | Test Position | Channel | Freq. (MHz) | Duty Cycle (%) | Area Scan Max. SAR (W/kg) | Max Output Pwr (dBm) | Meas. (dBm) | 1-g Meas. (W/kg) | 1-g Scaled (W/kg) | 10-g Meas. (W/kg) | 10-g Scaled (W/kg) | Plot No. |
|---------|-----------------------|---------|----------------------|-----------|---------------|---------|-------------|----------------|---------------------------|----------------------|-------------|------------------|-------------------|-------------------|--------------------|----------|
| ANT 3 | Head | 802.11b | Power State 4 Mode A | 0 | Left Cheek | 11 | 2462 | 99.84% | 0.098 | 17.50 | 16.26 | 0.095 | 0.127 | 0.050 | 0.067 | |
| ANT 3 | Head | 802.11b | Power State 4 Mode A | 0 | Left Tilt | 11 | 2462 | 99.84% | 0.031 | 17.50 | 16.26 | | | | | |
| ANT 3 | Head | 802.11b | Power State 4 Mode A | 0 | Right Cheek | 11 | 2462 | 99.84% | 0.045 | 17.50 | 16.26 | | | | | |
| ANT 3 | Head | 802.11b | Power State 4 Mode A | 0 | Right Tilt | 11 | 2462 | 99.84% | 0.039 | 17.50 | 16.26 | | | | | |
| ANT 3 | Body & Hotspot | 802.11b | Power State 4 Mode B | 5 | Back | 11 | 2462 | 99.84% | 0.275 | 17.50 | 16.26 | 0.276 | 0.368 | 0.119 | 0.159 | |
| ANT 3 | Body & Hotspot | 802.11b | Power State 4 Mode B | 5 | Front | 11 | 2462 | 99.84% | 0.235 | 17.50 | 16.26 | | | | | |
| ANT 3 | Hotspot | 802.11b | Power State 4 Mode B | 5 | Edge Bottom | 11 | 2462 | 99.84% | 0.099 | 17.50 | 16.26 | | | | | |
| ANT 3 | Hotspot | 802.11b | Power State 4 Mode B | 5 | Edge Left | 11 | 2462 | 99.84% | 0.246 | 17.50 | 16.26 | | | | | |
| ANT 4 | Head | 802.11b | Power State 4 Mode A | 0 | Left Cheek | 11 | 2462 | 99.84% | 0.314 | 17.50 | 16.52 | 0.310 | 0.389 | 0.128 | 0.161 | |
| ANT 4 | Head | 802.11b | Power State 4 Mode A | 0 | Left Tilt | 11 | 2462 | 99.84% | 0.110 | 17.50 | 16.52 | | | | | |
| ANT 4 | Head | 802.11b | Power State 4 Mode A | 0 | Right Cheek | 11 | 2462 | 99.84% | 0.150 | 17.50 | 16.52 | 0.162 | 0.203 | 0.081 | 0.102 | |
| ANT 4 | Head | 802.11b | Power State 4 Mode A | 0 | Right Tilt | 11 | 2462 | 99.84% | 0.039 | 17.50 | 16.52 | | | | | |
| ANT 4 | Body & Hotspot | 802.11b | Power State 4 Mode B | 5 | Back | 11 | 2462 | 99.84% | 0.369 | 17.50 | 16.79 | 0.377 | 0.445 | 0.153 | 0.180 | |
| ANT 4 | Body & Hotspot | 802.11b | Power State 4 Mode B | 5 | Front | 11 | 2462 | 99.84% | 0.165 | 17.50 | 16.79 | 0.150 | 0.177 | 0.065 | 0.077 | |
| ANT 4 | Hotspot | 802.11b | Power State 4 Mode B | 5 | Edge Top | 11 | 2462 | 99.84% | 0.018 | 17.50 | 16.79 | | | | | |
| ANT 4 | Hotspot | 802.11b | Power State 4 Mode B | 5 | Edge Right | 11 | 2462 | 99.84% | 0.359 | 17.50 | 16.79 | 0.344 | 0.406 | 0.141 | 0.166 | |

| Antenna | RF Exposure Condition | Mode | Power Mode | Dist (mm) | Test Position | Channel | Freq. (MHz) | Duty Cycle (%) | Area Scan Max. SAR (W/kg) | Max Output Pwr (dBm) | Meas. (dBm) | 1-g Meas. (W/kg) | 1-g Scaled (W/kg) | 10-g Meas. (W/kg) | 10-g Scaled (W/kg) | Plot No. |
|---------|-----------------------|---------|----------------------|-----------|---------------|---------|-------------|----------------|---------------------------|----------------------|-------------|------------------|-------------------|-------------------|--------------------|----------|
| ANT 3 | Head | 802.11b | Power State 5 Mode A | 0 | Left Cheek | 2 | 2417 | 99.84% | 0.145 | 21.00 | 20.60 | 0.153 | 0.168 | 0.083 | 0.091 | |
| ANT 3 | Head | 802.11b | Power State 5 Mode A | 0 | Left Tilt | 2 | 2417 | 99.84% | 0.063 | 21.00 | 20.60 | | | | | |
| ANT 3 | Head | 802.11b | Power State 5 Mode A | 0 | Right Cheek | 2 | 2417 | 99.84% | 0.078 | 21.00 | 20.60 | | | | | |
| ANT 3 | Head | 802.11b | Power State 5 Mode A | 0 | Right Tilt | 2 | 2417 | 99.84% | 0.066 | 21.00 | 20.60 | | | | | |
| ANT 3 | Body & Hotspot | 802.11b | Power State 5 Mode B | 5 | Back | 2 | 2417 | 99.84% | 0.814 | 21.00 | 20.60 | 0.827 | 0.908 | 0.368 | 0.404 | |
| ANT 3 | Body & Hotspot | 802.11b | Power State 5 Mode B | 5 | Back | 6 | 2437 | 99.84% | 0.772 | 21.00 | 20.19 | 0.824 | 0.995 | 0.363 | 0.438 | |
| ANT 3 | Body & Hotspot | 802.11b | Power State 5 Mode B | 5 | Back | 11 | 2462 | 99.84% | 0.829 | 21.00 | 20.31 | 0.808 | 0.949 | 0.358 | 0.420 | |
| ANT 3 | Body & Hotspot | 802.11b | Power State 5 Mode B | 5 | Front | 2 | 2417 | 99.84% | 0.399 | 21.00 | 20.60 | 0.415 | 0.456 | 0.215 | 0.236 | |
| ANT 3 | Hotspot | 802.11b | Power State 5 Mode B | 5 | Edge Bottom | 2 | 2417 | 99.84% | 0.177 | 21.00 | 20.60 | | | | | |
| ANT 3 | Hotspot | 802.11b | Power State 5 Mode B | 5 | Edge Left | 2 | 2417 | 99.84% | 0.688 | 21.00 | 20.60 | 0.736 | 0.808 | 0.325 | 0.357 | |
| ANT 3 | Hotspot | 802.11b | Power State 5 Mode B | 5 | Edge Left | 6 | 2437 | 99.84% | 0.658 | 21.00 | 20.19 | 0.729 | 0.880 | 0.318 | 0.384 | |
| ANT 3 | Hotspot | 802.11b | Power State 5 Mode B | 5 | Edge Left | 11 | 2462 | 99.84% | 0.548 | 21.00 | 20.31 | 0.628 | 0.737 | 0.275 | 0.323 | |
| ANT 4 | Head | 802.11b | Power State 5 Mode A | 0 | Left Cheek | 2 | 2417 | 99.84% | 0.764 | 21.00 | 20.85 | 0.912 | 0.946 | 0.381 | 0.395 | |
| ANT 4 | Head | 802.11b | Power State 5 Mode A | 0 | Left Cheek | 6 | 2437 | 99.84% | 0.649 | 21.00 | 20.48 | 0.899 | 1.015 | 0.367 | 0.414 | |
| ANT 4 | Head | 802.11b | Power State 5 Mode A | 0 | Left Cheek | 11 | 2462 | 99.84% | 0.701 | 21.00 | 20.60 | 0.860 | 0.944 | 0.350 | 0.384 | |
| ANT 4 | Head | 802.11b | Power State 5 Mode A | 0 | Left Tilt | 2 | 2417 | 99.84% | 0.285 | 21.00 | 20.85 | 0.242 | 0.251 | 0.118 | 0.122 | |
| ANT 4 | Head | 802.11b | Power State 5 Mode A | 0 | Right Cheek | 2 | 2417 | 99.84% | 0.274 | 21.00 | 20.85 | | | | | |
| ANT 4 | Head | 802.11b | Power State 5 Mode A | 0 | Right Tilt | 2 | 2417 | 99.84% | 0.080 | 21.00 | 20.85 | | | | | |
| ANT 4 | Body & Hotspot | 802.11b | Power State 5 Mode B | 5 | Back | 2 | 2417 | 99.84% | 0.736 | 21.00 | 20.85 | 0.770 | 0.798 | 0.324 | 0.336 | |
| ANT 4 | Body & Hotspot | 802.11b | Power State 5 Mode B | 5 | Back | 6 | 2437 | 99.84% | 0.658 | 21.00 | 20.48 | 0.699 | 0.789 | 0.293 | 0.331 | |
| ANT 4 | Body & Hotspot | 802.11b | Power State 5 Mode B | 5 | Back | 11 | 2462 | 99.84% | 0.728 | 21.00 | 20.60 | 0.718 | 0.789 | 0.302 | 0.332 | |
| ANT 4 | Body & Hotspot | 802.11b | Power State 5 Mode B | 5 | Front | 2 | 2417 | 99.84% | 0.486 | 21.00 | 20.85 | 0.494 | 0.512 | 0.213 | 0.221 | |
| ANT 4 | Hotspot | 802.11b | Power State 5 Mode B | 5 | Edge Top | 2 | 2417 | 99.84% | 0.035 | 21.00 | 20.85 | | | | | |
| ANT 4 | Hotspot | 802.11b | Power State 5 Mode B | 5 | Edge Right | 2 | 2417 | 99.84% | 0.922 | 21.00 | 20.85 | 0.961 | 0.996 | 0.401 | 0.416 | |
| ANT 4 | Hotspot | 802.11b | Power State 5 Mode B | 5 | Edge Right | 6 | 2437 | 99.84% | 0.837 | 21.00 | 20.48 | 0.811 | 0.916 | 0.336 | 0.379 | |
| ANT 4 | Hotspot | 802.11b | Power State 5 Mode B | 5 | Edge Right | 11 | 2462 | 99.84% | 0.874 | 21.00 | 20.60 | 0.861 | 0.946 | 0.355 | 0.390 | |
| ANT 3 | Head | 802.11b | Power State 6 Mode A | 0 | Left Cheek | 11 | 2462 | 99.84% | 0.098 | 16.50 | 16.26 | 0.095 | 0.101 | 0.050 | 0.053 | |
| ANT 3 | Head | 802.11b | Power State 6 Mode A | 0 | Left Tilt | 11 | 2462 | 99.84% | 0.031 | 16.50 | 16.26 | | | | | |
| ANT 3 | Head | 802.11b | Power State 6 Mode A | 0 | Right Cheek | 11 | 2462 | 99.84% | 0.045 | 16.50 | 16.26 | | | | | |
| ANT 3 | Head | 802.11b | Power State 6 Mode A | 0 | Right Tilt | 11 | 2462 | 99.84% | 0.039 | 16.50 | 16.26 | | | | | |
| ANT 3 | Body & Hotspot | 802.11b | Power State 6 Mode B | 5 | Back | 11 | 2462 | 99.84% | 0.275 | 16.50 | 16.26 | 0.276 | 0.292 | 0.119 | 0.126 | |
| ANT 3 | Body & Hotspot | 802.11b | Power State 6 Mode B | 5 | Front | 11 | 2462 | 99.84% | 0.235 | 16.50 | 16.26 | | | | | |
| ANT 3 | Hotspot | 802.11b | Power State 6 Mode B | 5 | Edge Bottom | 11 | 2462 | 99.84% | 0.099 | 16.50 | 16.26 | | | | | |
| ANT 3 | Hotspot | 802.11b | Power State 6 Mode B | 5 | Edge Left | 11 | 2462 | 99.84% | 0.246 | 16.50 | 16.26 | | | | | |
| ANT 4 | Head | 802.11b | Power State 6 Mode A | 0 | Left Cheek | 11 | 2462 | 99.84% | 0.314 | 16.50 | 16.50 | 0.310 | 0.310 | 0.128 | 0.128 | |
| ANT 4 | Head | 802.11b | Power State 6 Mode A | 0 | Left Tilt | 11 | 2462 | 99.84% | 0.110 | 16.50 | 16.50 | | | | | |
| ANT 4 | Head | 802.11b | Power State 6 Mode A | 0 | Right Cheek | 11 | 2462 | 99.84% | 0.150 | 16.50 | 16.50 | 0.162 | 0.162 | 0.081 | 0.081 | |
| ANT 4 | Head | 802.11b | Power State 6 Mode A | 0 | Right Tilt | 11 | 2462 | 99.84% | 0.039 | 16.50 | 16.50 | | | | | |
| ANT 4 | Body & Hotspot | 802.11b | Power State 6 Mode B | 5 | Back | 11 | 2462 | 99.84% | 0.369 | 16.50 | 16.50 | 0.358 | 0.359 | 0.146 | 0.146 | |
| ANT 4 | Body & Hotspot | 802.11b | Power State 6 Mode B | 5 | Front | 11 | 2462 | 99.84% | 0.165 | 16.50 | 16.50 | 0.150 | 0.150 | 0.065 | 0.065 | |
| ANT 4 | Hotspot | 802.11b | Power State 6 Mode B | 5 | Edge Top | 11 | 2462 | 99.84% | 0.018 | 16.50 | 16.50 | | | | | |
| ANT 4 | Hotspot | 802.11b | Power State 6 Mode B | 5 | Edge Right | 11 | 2462 | 99.84% | 0.359 | 16.50 | 16.50 | 0.344 | 0.345 | 0.141 | 0.141 | |

10.38. Wi-Fi (U-NII 1-3 Bands)

UNII-1 &2A

When the specified maximum output power is the same for both UNII band 1 and UNII band 2A, begin SAR measurement in UNII band 2A; and if the highest reported SAR for UNII band 2A is

- o <= 1.2 W/kg, SAR is not required for UNII band 1
o > 1.2 W/kg, both bands should be tested independently for SAR.

Table with 16 columns: Antenna, RF Exposure Condition, Mode, Power Mode, Dist (mm), Test Position, Channel, Freq. (MHz), Duty Cycle (%), Area Scan Max. SAR (W/kg), Max Output Pwr (dBm), Meas. (dBm), 1-g Meas. (W/kg), 1-g Scaled (W/kg), 10-g Meas. (W/kg), 10-g Scaled (W/kg), Plot No.

Notes:

Power State 2 and 3 maximum output power same as Power State 1

Table with 16 columns: Antenna, RF Exposure Condition, Mode, Power Mode, Dist (mm), Test Position, Channel, Freq. (MHz), Duty Cycle (%), Area Scan Max. SAR (W/kg), Max Output Pwr (dBm), Meas. (dBm), 1-g Meas. (W/kg), 1-g Scaled (W/kg), 10-g Meas. (W/kg), 10-g Scaled (W/kg), Plot No.

| Antenna | RF Exposure Condition | Mode | Power Mode | Dist (mm) | Test Position | Channel | Freq. (MHz) | Duty Cycle (%) | Area Scan Max. SAR (W/kg) | Max Output Pwr (dBm) | Meas. (dBm) | 1-g Meas. (W/kg) | 1-g Scaled (W/kg) | 10-g Meas. (W/kg) | 10-g Scaled (W/kg) | Plot No. |
|---------|-----------------------|--------------------|----------------------|-----------|---------------|---------|-------------|----------------|---------------------------|----------------------|-------------|------------------|-------------------|-------------------|--------------------|----------|
| ANT 6 | Head | 802.11n (HT40) | Power State 5 Mode A | 0 | Left Cheek | 54 | 5270 | 97.89% | 0.156 | 20.00 | 19.64 | | | | | |
| ANT 6 | Head | 802.11n (HT40) | Power State 5 Mode A | 0 | Left Tilt | 54 | 5270 | 97.89% | 0.193 | 20.00 | 19.64 | 0.190 | 0.211 | 0.060 | 0.067 | |
| ANT 6 | Head | 802.11n (HT40) | Power State 5 Mode A | 0 | Right Cheek | 54 | 5270 | 97.89% | 0.330 | 20.00 | 19.64 | 0.840 | 0.932 | 0.292 | 0.324 | |
| ANT 6 | Head | 802.11n (HT40) | Power State 5 Mode A | 0 | Right Cheek | 62 | 5310 | 97.89% | 0.281 | 17.00 | 15.49 | 0.305 | 0.441 | 0.116 | 0.168 | |
| ANT 6 | Head | 802.11n (HT40) | Power State 5 Mode A | 0 | Right Tilt | 54 | 5270 | 97.89% | 0.299 | 20.00 | 19.64 | 0.655 | 0.727 | 0.221 | 0.245 | |
| ANT 6 | Head | 802.11n (HT40) | Power State 5 Mode A | 0 | Right Tilt | 62 | 5310 | 97.89% | 0.226 | 17.00 | 15.49 | 0.254 | 0.367 | 0.086 | 0.124 | |
| ANT 6 | Body & Hotspot | 802.11n (HT40) | Power State 5 Mode B | 5 | Back | 54 | 5270 | 97.89% | 0.755 | 18.00 | 17.18 | 0.827 | 1.020 | 0.245 | 0.302 | |
| ANT 6 | Body & Hotspot | 802.11n (HT40) | Power State 5 Mode B | 5 | Back | 62 | 5310 | 97.89% | 0.489 | 17.00 | 15.49 | 0.559 | 0.808 | 0.172 | 0.249 | |
| ANT 6 | Body & Hotspot | 802.11n (HT40) | Power State 5 Mode B | 5 | Front | 54 | 5270 | 97.89% | 0.141 | 18.00 | 17.18 | 0.123 | 0.152 | 0.041 | 0.051 | |
| ANT 6 | Hotspot | 802.11n (HT40) | Power State 5 Mode B | 5 | Edge Top | 54 | 5270 | 97.89% | 0.140 | 18.00 | 17.18 | | | | | |
| ANT 6 | Hotspot | 802.11n (HT40) | Power State 5 Mode B | 5 | Edge Left | 54 | 5270 | 97.89% | 0.317 | 18.00 | 17.18 | 0.339 | 0.418 | 0.106 | 0.131 | |
| ANT 5 | Head | 802.11n (HT40) | Power State 6 Mode A | 0 | Left Cheek | 46 | 5230 | 97.89% | 0.063 | 19.50 | 19.50 | 0.081 | 0.083 | 0.016 | 0.016 | |
| ANT 5 | Head | 802.11n (HT40) | Power State 6 Mode A | 0 | Left Tilt | 46 | 5230 | 97.89% | 0.010 | 19.50 | 19.50 | | | | | |
| ANT 5 | Head | 802.11n (HT40) | Power State 6 Mode A | 0 | Right Cheek | 46 | 5230 | 97.89% | 0.040 | 19.50 | 19.50 | | | | | |
| ANT 5 | Head | 802.11n (HT40) | Power State 6 Mode A | 0 | Right Tilt | 46 | 5230 | 97.89% | 0.016 | 19.50 | 19.50 | | | | | |
| ANT 5 | Body & Hotspot | 802.11ac (VHT80) | Power State 6 Mode B | 5 | Back | 42 | 5210 | 95.37% | 0.185 | 16.75 | 15.96 | 0.237 | 0.298 | 0.072 | 0.091 | |
| ANT 5 | Body & Hotspot | 802.11ac (VHT80) | Power State 6 Mode B | 5 | Front | 42 | 5210 | 95.37% | 0.040 | 16.75 | 15.96 | | | | | |
| ANT 5 | Hotspot | 802.11ac (VHT80) | Power State 6 Mode B | 5 | Edge Bottom | 42 | 5210 | 95.37% | 0.014 | 16.75 | 15.96 | | | | | |
| ANT 5 | Hotspot | 802.11ac (VHT80) | Power State 6 Mode B | 5 | Edge Left | 42 | 5210 | 95.37% | 0.169 | 16.75 | 15.96 | | | | | |
| ANT 6 | Head | 802.11ac (VHT80) | Power State 6 Mode A | 0 | Left Cheek | 42 | 5210 | 95.37% | 0.103 | 15.50 | 15.04 | | | | | |
| ANT 6 | Head | 802.11ac (VHT80) | Power State 6 Mode A | 0 | Left Tilt | 42 | 5210 | 95.37% | 0.099 | 15.50 | 15.04 | | | | | |
| ANT 6 | Head | 802.11ac (VHT80) | Power State 6 Mode A | 0 | Right Cheek | 42 | 5210 | 95.37% | 0.215 | 15.50 | 15.04 | 0.265 | 0.309 | 0.093 | 0.108 | |
| ANT 6 | Head | 802.11ac (VHT80) | Power State 6 Mode A | 0 | Right Tilt | 42 | 5210 | 95.37% | 0.180 | 15.50 | 15.04 | | | | | |
| ANT 6 | Body & Hotspot | 802.11ac (VHT 160) | Power State 6 Mode B | 5 | Back | 50 | 5250 | 98.19% | 0.301 | 13.75 | 13.25 | 0.305 | 0.349 | 0.099 | 0.113 | |
| ANT 6 | Body & Hotspot | 802.11ac (VHT 160) | Power State 6 Mode B | 5 | Front | 50 | 5250 | 98.19% | 0.075 | 13.75 | 13.25 | 0.056 | 0.064 | 0.011 | 0.013 | |
| ANT 6 | Hotspot | 802.11ac (VHT 160) | Power State 6 Mode B | 5 | Edge Top | 50 | 5250 | 98.19% | 0.039 | 13.75 | 13.25 | | | | | |
| ANT 6 | Hotspot | 802.11ac (VHT 160) | Power State 6 Mode B | 5 | Edge Left | 50 | 5250 | 98.19% | 0.127 | 13.75 | 13.25 | 0.122 | 0.139 | 0.029 | 0.033 | |

UNII-2C

Table with 16 columns: Antenna, RF Exposure Condition, Mode, Power Mode, Dist (mm), Test Position, Channel, Freq. (MHz), Duty Cycle (%), Area Scan Max. SAR (W/kg), Max Output Pwr (dBm), Meas. (dBm), 1-g Meas. (W/kg), 1-g Scaled (W/kg), 10-g Meas. (W/kg), 10-g Scaled (W/kg), Plot No.

Notes:

Power State 2 and 3 maximum output power same as Power State 1

Table with 16 columns: Antenna, RF Exposure Condition, Mode, Power Mode, Dist (mm), Test Position, Channel, Freq. (MHz), Duty Cycle (%), Area Scan Max. SAR (W/kg), Max Output Pwr (dBm), Meas. (dBm), 1-g Meas. (W/kg), 1-g Scaled (W/kg), 10-g Meas. (W/kg), 10-g Scaled (W/kg), Plot No.

| Antenna | RF Exposure Condition | Mode | Power Mode | Dist (mm) | Test Position | Channel | Freq. (MHz) | Duty Cycle (%) | Area Scan Max. SAR (W/kg) | Max Output Pwr (dBm) | Meas. (dBm) | 1-g Meas. (W/kg) | 1-g Scaled (W/kg) | 10-g Meas. (W/kg) | 10-g Scaled (W/kg) | Plot No. |
|---------|-----------------------|-------------------|----------------------|-----------|---------------|---------|-------------|----------------|---------------------------|----------------------|-------------|------------------|-------------------|-------------------|--------------------|----------|
| ANT 6 | Head | 802.11ac (VHT80) | Power State 5 Mode A | 0 | Left Cheek | 122 | 5610 | 95.37% | 0.360 | 20.00 | 19.69 | | | | | |
| ANT 6 | Head | 802.11ac (VHT80) | Power State 5 Mode A | 0 | Left Tilt | 122 | 5610 | 95.37% | 0.371 | 20.00 | 19.69 | 0.337 | 0.380 | 0.102 | 0.115 | |
| ANT 6 | Head | 802.11ac (VHT80) | Power State 5 Mode A | 0 | Right Cheek | 122 | 5610 | 95.37% | 0.823 | 20.00 | 19.69 | 0.868 | 0.977 | 0.284 | 0.320 | |
| ANT 6 | Head | 802.11ac (VHT80) | Power State 5 Mode A | 0 | Right Cheek | 138 | 5690 | 95.37% | 0.628 | 20.00 | 19.66 | 0.701 | 0.795 | 0.222 | 0.252 | |
| ANT 6 | Head | 802.11ac (VHT80) | Power State 5 Mode A | 0 | Right Tilt | 122 | 5610 | 95.37% | 0.594 | 20.00 | 19.69 | 0.736 | 0.829 | 0.242 | 0.273 | |
| ANT 6 | Head | 802.11ac (VHT80) | Power State 5 Mode A | 0 | Right Tilt | 138 | 5690 | 95.37% | 0.591 | 20.00 | 19.66 | 0.698 | 0.791 | 0.216 | 0.245 | |
| ANT 6 | Body & Hotspot | 802.11ac (VHT80) | Power State 5 Mode B | 5 | Back | 106 | 5530 | 95.37% | 0.301 | 16.00 | 14.50 | 0.302 | 0.447 | 0.083 | 0.123 | |
| ANT 6 | Body & Hotspot | 802.11ac (VHT80) | Power State 5 Mode B | 5 | Back | 122 | 5610 | 95.37% | 0.794 | 19.25 | 18.65 | 0.857 | 1.032 | 0.228 | 0.274 | |
| ANT 6 | Body & Hotspot | 802.11ac (VHT80) | Power State 5 Mode B | 5 | Back | 138 | 5690 | 95.37% | 0.721 | 19.25 | 18.34 | 0.817 | 1.056 | 0.203 | 0.262 | |
| ANT 6 | Body & Hotspot | 802.11ac (VHT80) | Power State 5 Mode B | 5 | Front | 122 | 5610 | 95.37% | 0.286 | 19.25 | 18.65 | 0.266 | 0.320 | 0.085 | 0.102 | |
| ANT 6 | Hotspot | 802.11ac (VHT80) | Power State 5 Mode B | 5 | Edge Top | 122 | 5610 | 95.37% | 0.240 | 19.25 | 18.65 | | | | | |
| ANT 6 | Hotspot | 802.11ac (VHT80) | Power State 5 Mode B | 5 | Edge Left | 122 | 5610 | 95.37% | 0.646 | 19.25 | 18.65 | 0.659 | 0.793 | 0.199 | 0.240 | |
| ANT 6 | Hotspot | 802.11ac (VHT80) | Power State 5 Mode B | 5 | Edge Left | 138 | 5690 | 95.37% | 0.358 | 19.25 | 18.34 | 0.369 | 0.477 | 0.101 | 0.131 | |
| ANT 5 | Head | 802.11ac (VHT80) | Power State 6 Mode A | 0 | Left Cheek | 122 | 5610 | 95.37% | 0.013 | 17.00 | 16.58 | 0.010 | 0.012 | 0.000 | 0.000 | |
| ANT 5 | Head | 802.11ac (VHT80) | Power State 6 Mode A | 0 | Left Tilt | 122 | 5610 | 95.37% | 0.001 | 17.00 | 16.58 | | | | | |
| ANT 5 | Head | 802.11ac (VHT80) | Power State 6 Mode A | 0 | Right Cheek | 122 | 5610 | 95.37% | 0.006 | 17.00 | 16.58 | | | | | |
| ANT 5 | Head | 802.11ac (VHT80) | Power State 6 Mode A | 0 | Right Tilt | 122 | 5610 | 95.37% | 0.002 | 17.00 | 16.58 | | | | | |
| ANT 5 | Body & Hotspot | 802.11ac (VHT160) | Power State 6 Mode B | 5 | Back | 114 | 5570 | 98.19% | 0.245 | 14.25 | 13.75 | 0.251 | 0.287 | 0.058 | 0.066 | |
| ANT 5 | Hotspot | 802.11ac (VHT160) | Power State 6 Mode B | 5 | Edge Bottom | 114 | 5570 | 98.19% | 0.005 | 14.25 | 13.75 | | | | | |
| ANT 5 | Hotspot | 802.11ac (VHT160) | Power State 6 Mode B | 5 | Edge Left | 114 | 5570 | 98.19% | 0.085 | 14.25 | 13.75 | | | | | |
| ANT 6 | Head | 802.11ac (VHT160) | Power State 6 Mode A | 0 | Left Cheek | 114 | 5570 | 98.19% | 0.069 | 14.00 | 13.24 | | | | | |
| ANT 6 | Head | 802.11ac (VHT160) | Power State 6 Mode A | 0 | Left Tilt | 114 | 5570 | 98.19% | 0.064 | 14.00 | 13.24 | | | | | |
| ANT 6 | Head | 802.11ac (VHT160) | Power State 6 Mode A | 0 | Right Cheek | 114 | 5570 | 98.19% | 0.196 | 14.00 | 13.24 | 0.180 | 0.218 | 0.047 | 0.057 | |
| ANT 6 | Head | 802.11ac (VHT160) | Power State 6 Mode A | 0 | Right Tilt | 114 | 5570 | 98.19% | 0.129 | 14.00 | 13.24 | | | | | |
| ANT 6 | Body & Hotspot | 802.11ac (VHT160) | Power State 6 Mode B | 5 | Back | 114 | 5570 | 98.19% | 0.305 | 14.75 | 14.52 | 0.331 | 0.355 | 0.085 | 0.091 | |
| ANT 6 | Body & Hotspot | 802.11ac (VHT160) | Power State 6 Mode B | 5 | Front | 114 | 5570 | 98.19% | 0.189 | 14.75 | 14.52 | 0.174 | 0.187 | 0.051 | 0.055 | |
| ANT 6 | Hotspot | 802.11ac (VHT160) | Power State 6 Mode B | 5 | Edge Top | 114 | 5570 | 98.19% | 0.092 | 14.75 | 14.52 | | | | | |
| ANT 6 | Hotspot | 802.11ac (VHT160) | Power State 6 Mode B | 5 | Edge Left | 114 | 5570 | 98.19% | 0.281 | 14.75 | 14.52 | 0.306 | 0.329 | 0.085 | 0.091 | |

UNII-3

| Antenna | RF Exposure Condition | Mode | Power Mode | Dist (mm) | Test Position | Channel | Freq. (MHz) | Duty Cycle (%) | Area Scan Max. SAR (W/kg) | Max Output Pwr (dBm) | Meas. (dBm) | 1-g Meas. (W/kg) | 1-g Scaled (W/kg) | 10-g Meas. (W/kg) | 10-g Scaled (W/kg) | Plot No. |
|---------|-----------------------|------------------|----------------------|-----------|---------------|---------|-------------|----------------|---------------------------|----------------------|-------------|------------------|-------------------|-------------------|--------------------|----------|
| ANT 5 | Head | 802.11ac (VHT80) | Power State 1 Mode A | 0 | Left Cheek | 155 | 5775 | 95.37% | 0.030 | 20.50 | 19.18 | 0.033 | 0.047 | 0.030 | 0.043 | |
| ANT 5 | Head | 802.11ac (VHT80) | Power State 1 Mode A | 0 | Left Tilt | 155 | 5775 | 95.37% | 0.009 | 20.50 | 19.18 | | | | | |
| ANT 5 | Head | 802.11ac (VHT80) | Power State 1 Mode A | 0 | Right Cheek | 155 | 5775 | 95.37% | 0.011 | 20.50 | 19.18 | | | | | |
| ANT 5 | Head | 802.11ac (VHT80) | Power State 1 Mode A | 0 | Right Tilt | 155 | 5775 | 95.37% | 0.005 | 20.50 | 19.18 | | | | | |
| ANT 5 | Body & Hotspot | 802.11ac (VHT80) | Power State 1 Mode B | 5 | Back | 155 | 5775 | 95.37% | 0.810 | 20.25 | 19.18 | 0.864 | 1.159 | 0.256 | 0.343 | 115 |
| ANT 5 | Body & Hotspot | 802.11ac (VHT80) | Power State 1 Mode B | 5 | Front | 155 | 5775 | 95.37% | 0.046 | 20.25 | 19.18 | 0.053 | 0.071 | 0.007 | 0.009 | |
| ANT 5 | Hotspot | 802.11ac (VHT80) | Power State 1 Mode B | 5 | Edge Bottom | 155 | 5775 | 95.37% | 0.065 | 20.25 | 19.18 | | | | | |
| ANT 5 | Hotspot | 802.11ac (VHT80) | Power State 1 Mode B | 5 | Edge Left | 155 | 5775 | 95.37% | 0.271 | 20.25 | 19.18 | 0.297 | 0.398 | 0.094 | 0.126 | |
| ANT 6 | Head | 802.11ac (VHT80) | Power State 1 Mode A | 0 | Left Cheek | 155 | 5775 | 95.37% | 0.129 | 20.50 | 20.12 | | | | | |
| ANT 6 | Head | 802.11ac (VHT80) | Power State 1 Mode A | 0 | Left Tilt | 155 | 5775 | 95.37% | 0.114 | 20.50 | 20.12 | | | | | |
| ANT 6 | Head | 802.11ac (VHT80) | Power State 1 Mode A | 0 | Right Cheek | 155 | 5775 | 95.37% | 0.407 | 20.50 | 20.12 | 0.849 | 0.972 | 0.297 | 0.340 | 116 |
| ANT 6 | Head | 802.11ac (VHT80) | Power State 1 Mode A | 0 | Right Tilt | 155 | 5775 | 95.37% | 0.269 | 20.50 | 20.12 | 0.602 | 0.689 | 0.186 | 0.213 | |
| ANT 6 | Body & Hotspot | 802.11ac (VHT80) | Power State 1 Mode B | 5 | Back | 155 | 5775 | 95.37% | 0.540 | 19.75 | 18.50 | 0.817 | 1.142 | 0.216 | 0.302 | |
| ANT 6 | Body & Hotspot | 802.11ac (VHT80) | Power State 1 Mode B | 5 | Front | 155 | 5775 | 95.37% | 0.152 | 19.75 | 18.50 | 0.132 | 0.185 | 0.040 | 0.056 | |
| ANT 6 | Hotspot | 802.11ac (VHT80) | Power State 1 Mode B | 5 | Edge Top | 155 | 5775 | 95.37% | 0.129 | 19.75 | 18.50 | | | | | |
| ANT 6 | Hotspot | 802.11ac (VHT80) | Power State 1 Mode B | 5 | Edge Left | 155 | 5775 | 95.37% | 0.459 | 19.75 | 18.50 | 0.455 | 0.636 | 0.131 | 0.183 | 117 |

Notes:

Power State 2 and 3 maximum output power same as Power State 1

| Antenna | RF Exposure Condition | Mode | Power Mode | Dist (mm) | Test Position | Channel | Freq. (MHz) | Duty Cycle (%) | Area Scan Max. SAR (W/kg) | Max Output Pwr (dBm) | Meas. (dBm) | 1-g Meas. (W/kg) | 1-g Scaled (W/kg) | 10-g Meas. (W/kg) | 10-g Scaled (W/kg) | Plot No. |
|---------|-----------------------|------------------|----------------------|-----------|---------------|---------|-------------|----------------|---------------------------|----------------------|-------------|------------------|-------------------|-------------------|--------------------|----------|
| ANT 5 | Head | 802.11ac (VHT80) | Power State 4 Mode A | 0 | Left Cheek | 155 | 5775 | 95.37% | 0.009 | 18.75 | 17.17 | 0.001 | 0.002 | 0.001 | 0.002 | |
| ANT 5 | Head | 802.11ac (VHT80) | Power State 4 Mode A | 0 | Left Tilt | 155 | 5775 | 95.37% | 0.001 | 18.75 | 17.17 | | | | | |
| ANT 5 | Head | 802.11ac (VHT80) | Power State 4 Mode A | 0 | Right Cheek | 155 | 5775 | 95.37% | 0.002 | 18.75 | 17.17 | | | | | |
| ANT 5 | Head | 802.11ac (VHT80) | Power State 4 Mode A | 0 | Right Tilt | 155 | 5775 | 95.37% | 0.001 | 18.75 | 17.17 | | | | | |
| ANT 5 | Body & Hotspot | 802.11ac (VHT80) | Power State 4 Mode B | 5 | Back | 155 | 5775 | 95.37% | 0.390 | 15.75 | 15.50 | 0.411 | 0.456 | 0.119 | 0.132 | |
| ANT 5 | Body & Hotspot | 802.11ac (VHT80) | Power State 4 Mode B | 5 | Front | 155 | 5775 | 95.37% | 0.046 | 15.75 | 15.50 | 0.026 | 0.029 | 0.006 | 0.007 | |
| ANT 5 | Hotspot | 802.11ac (VHT80) | Power State 4 Mode B | 5 | Edge Bottom | 155 | 5775 | 95.37% | 0.033 | 15.75 | 15.50 | | | | | |
| ANT 5 | Hotspot | 802.11ac (VHT80) | Power State 4 Mode B | 5 | Edge Left | 155 | 5775 | 95.37% | 0.174 | 15.75 | 15.50 | 0.184 | 0.204 | 0.060 | 0.067 | |
| ANT 6 | Head | 802.11ac (VHT80) | Power State 4 Mode A | 0 | Left Cheek | 155 | 5775 | 95.37% | 0.084 | 15.50 | 14.20 | | | | | |
| ANT 6 | Head | 802.11ac (VHT80) | Power State 4 Mode A | 0 | Left Tilt | 155 | 5775 | 95.37% | 0.109 | 15.50 | 14.20 | | | | | |
| ANT 6 | Head | 802.11ac (VHT80) | Power State 4 Mode A | 0 | Right Cheek | 155 | 5775 | 95.37% | 0.248 | 15.50 | 14.20 | 0.271 | 0.383 | 0.091 | 0.129 | |
| ANT 6 | Head | 802.11ac (VHT80) | Power State 4 Mode A | 0 | Right Tilt | 155 | 5775 | 95.37% | 0.137 | 15.50 | 14.20 | | | | | |
| ANT 6 | Body & Hotspot | 802.11ac (VHT80) | Power State 4 Mode B | 5 | Back | 155 | 5775 | 95.37% | 0.319 | 16.25 | 15.78 | 0.360 | 0.421 | 0.094 | 0.110 | |
| ANT 6 | Body & Hotspot | 802.11ac (VHT80) | Power State 4 Mode B | 5 | Front | 155 | 5775 | 95.37% | 0.089 | 16.25 | 15.78 | 0.103 | 0.120 | 0.030 | 0.035 | |
| ANT 6 | Hotspot | 802.11ac (VHT80) | Power State 4 Mode B | 5 | Edge Top | 155 | 5775 | 95.37% | 0.089 | 16.25 | 15.78 | | | | | |
| ANT 6 | Hotspot | 802.11ac (VHT80) | Power State 4 Mode B | 5 | Edge Left | 155 | 5775 | 95.37% | 0.254 | 16.25 | 15.78 | 0.237 | 0.277 | 0.070 | 0.082 | |

| Antenna | RF Exposure Condition | Mode | Power Mode | Dist (mm) | Test Position | Channel | Freq. (MHz) | Duty Cycle (%) | Area Scan Max. SAR (W/kg) | Max Output Pwr (dBm) | Meas. (dBm) | 1-g Meas. (W/kg) | 1-g Scaled (W/kg) | 10-g Meas. (W/kg) | 10-g Scaled (W/kg) | Plot No. |
|---------|-----------------------|------------------|----------------------|-----------|---------------|---------|-------------|----------------|---------------------------|----------------------|-------------|------------------|-------------------|-------------------|--------------------|----------|
| ANT 5 | Head | 802.11ac (VHT80) | Power State 5 Mode A | 0 | Left Cheek | 155 | 5775 | 95.37% | 0.030 | 20.00 | 19.18 | 0.033 | 0.042 | 0.030 | 0.038 | |
| ANT 5 | Head | 802.11ac (VHT80) | Power State 5 Mode A | 0 | Left Tilt | 155 | 5775 | 95.37% | 0.009 | 20.00 | 19.18 | | | | | |
| ANT 5 | Head | 802.11ac (VHT80) | Power State 5 Mode A | 0 | Right Cheek | 155 | 5775 | 95.37% | 0.011 | 20.00 | 19.18 | | | | | |
| ANT 5 | Head | 802.11ac (VHT80) | Power State 5 Mode A | 0 | Right Tilt | 155 | 5775 | 95.37% | 0.005 | 20.00 | 19.18 | | | | | |
| ANT 5 | Body & Hotspot | 802.11ac (VHT80) | Power State 5 Mode B | 5 | Back | 155 | 5775 | 95.37% | 0.810 | 19.75 | 19.18 | 0.864 | 1.033 | 0.256 | 0.306 | |
| ANT 5 | Body & Hotspot | 802.11ac (VHT80) | Power State 5 Mode B | 5 | Front | 155 | 5775 | 95.37% | 0.046 | 19.75 | 19.18 | 0.053 | 0.063 | 0.007 | 0.008 | |
| ANT 5 | Hotspot | 802.11ac (VHT80) | Power State 5 Mode B | 5 | Edge Bottom | 155 | 5775 | 95.37% | 0.065 | 19.75 | 19.18 | | | | | |
| ANT 5 | Hotspot | 802.11ac (VHT80) | Power State 5 Mode B | 5 | Edge Left | 155 | 5775 | 95.37% | 0.271 | 19.75 | 19.18 | 0.297 | 0.355 | 0.094 | 0.112 | |
| ANT 6 | Head | 802.11ac (VHT80) | Power State 5 Mode A | 0 | Left Cheek | 155 | 5775 | 95.37% | 0.264 | 20.00 | 18.50 | | | | | |
| ANT 6 | Head | 802.11ac (VHT80) | Power State 5 Mode A | 0 | Left Tilt | 155 | 5775 | 95.37% | 0.210 | 20.00 | 18.50 | | | | | |
| ANT 6 | Head | 802.11ac (VHT80) | Power State 5 Mode A | 0 | Right Cheek | 155 | 5775 | 95.37% | 0.430 | 20.00 | 18.50 | 0.569 | 0.843 | 0.187 | 0.277 | |
| ANT 6 | Head | 802.11ac (VHT80) | Power State 5 Mode A | 0 | Right Tilt | 155 | 5775 | 95.37% | 0.514 | 20.00 | 18.50 | 0.557 | 0.825 | 0.184 | 0.273 | |
| ANT 6 | Body & Hotspot | 802.11ac (VHT80) | Power State 5 Mode B | 5 | Back | 155 | 5775 | 95.37% | 0.540 | 19.25 | 18.31 | 0.817 | 1.064 | 0.216 | 0.281 | |
| ANT 6 | Body & Hotspot | 802.11ac (VHT80) | Power State 5 Mode B | 5 | Front | 155 | 5775 | 95.37% | 0.152 | 19.25 | 18.31 | 0.132 | 0.172 | 0.040 | 0.052 | |
| ANT 6 | Hotspot | 802.11ac (VHT80) | Power State 5 Mode B | 5 | Edge Top | 155 | 5775 | 95.37% | 0.129 | 19.25 | 18.31 | | | | | |
| ANT 6 | Hotspot | 802.11ac (VHT80) | Power State 5 Mode B | 5 | Edge Left | 155 | 5775 | 95.37% | 0.459 | 19.25 | 18.31 | 0.455 | 0.592 | 0.131 | 0.171 | |
| ANT 5 | Head | 802.11ac (VHT80) | Power State 6 Mode A | 0 | Left Cheek | 155 | 5775 | 95.37% | 0.009 | 17.75 | 17.17 | 0.001 | 0.001 | 0.001 | 0.001 | |
| ANT 5 | Head | 802.11ac (VHT80) | Power State 6 Mode A | 0 | Left Tilt | 155 | 5775 | 95.37% | 0.001 | 17.75 | 17.17 | | | | | |
| ANT 5 | Head | 802.11ac (VHT80) | Power State 6 Mode A | 0 | Right Cheek | 155 | 5775 | 95.37% | 0.002 | 17.75 | 17.17 | | | | | |
| ANT 5 | Head | 802.11ac (VHT80) | Power State 6 Mode A | 0 | Right Tilt | 155 | 5775 | 95.37% | 0.001 | 17.75 | 17.17 | | | | | |
| ANT 5 | Body & Hotspot | 802.11ac (VHT80) | Power State 6 Mode B | 5 | Back | 155 | 5775 | 95.37% | 0.305 | 14.75 | 14.50 | 0.323 | 0.359 | 0.085 | 0.094 | |
| ANT 5 | Body & Hotspot | 802.11ac (VHT80) | Power State 6 Mode B | 5 | Front | 155 | 5775 | 95.37% | 0.023 | 14.75 | 14.50 | 0.019 | 0.021 | 0.001 | 0.001 | |
| ANT 5 | Hotspot | 802.11ac (VHT80) | Power State 6 Mode B | 5 | Edge Bottom | 155 | 5775 | 95.37% | 0.016 | 14.75 | 14.50 | | | | | |
| ANT 5 | Hotspot | 802.11ac (VHT80) | Power State 6 Mode B | 5 | Edge Left | 155 | 5775 | 95.37% | 0.130 | 14.75 | 14.50 | 0.124 | 0.138 | 0.036 | 0.040 | |
| ANT 6 | Head | 802.11ac (VHT80) | Power State 6 Mode A | 0 | Left Cheek | 155 | 5775 | 95.37% | 0.084 | 14.50 | 14.20 | | | | | |
| ANT 6 | Head | 802.11ac (VHT80) | Power State 6 Mode A | 0 | Left Tilt | 155 | 5775 | 95.37% | 0.109 | 14.50 | 14.20 | | | | | |
| ANT 6 | Head | 802.11ac (VHT80) | Power State 6 Mode A | 0 | Right Cheek | 155 | 5775 | 95.37% | 0.248 | 14.50 | 14.20 | 0.271 | 0.304 | 0.091 | 0.102 | |
| ANT 6 | Head | 802.11ac (VHT80) | Power State 6 Mode A | 0 | Right Tilt | 155 | 5775 | 95.37% | 0.137 | 14.50 | 14.20 | | | | | |
| ANT 6 | Body & Hotspot | 802.11ac (VHT80) | Power State 6 Mode B | 5 | Back | 155 | 5775 | 95.37% | 0.348 | 15.25 | 14.40 | 0.278 | 0.355 | 0.067 | 0.085 | |
| ANT 6 | Body & Hotspot | 802.11ac (VHT80) | Power State 6 Mode B | 5 | Front | 155 | 5775 | 95.37% | 0.092 | 15.25 | 14.40 | | | | | |
| ANT 6 | Hotspot | 802.11ac (VHT80) | Power State 6 Mode B | 5 | Edge Top | 155 | 5775 | 95.37% | 0.077 | 15.25 | 14.40 | | | | | |
| ANT 6 | Hotspot | 802.11ac (VHT80) | Power State 6 Mode B | 5 | Edge Left | 155 | 5775 | 95.37% | 0.279 | 15.25 | 14.40 | | | | | |

10.39. Wi-Fi 6E (U-NII 5-8 Bands)

The iPD measurements are recorded in UL 14523740-S10 Report.

10.40. Bluetooth 2.4GHz

| Antenna | RF Exposure Condition | Mode | Power Mode | Dist (mm) | Test Position | Channel | Freq. (MHz) | Max Output Pwr (dBm) | Meas. (dBm) | 1-g Meas. (W/kg) | 1-g Scaled (W/kg) | 10-g Meas. (W/kg) | 10-g Scaled (W/kg) | Plot No. |
|---------|-----------------------|------------|--------------------|-----------|---------------|---------|-------------|----------------------|-------------|------------------|-------------------|-------------------|--------------------|----------|
| ANT 3 | Head | GFSK (BDR) | PStandalone Mode A | 0 | Left Cheek | 39 | 2441 | 20.0 | 19.8 | 0.114 | 0.119 | 0.061 | 0.064 | |
| ANT 3 | Head | GFSK (BDR) | PStandalone Mode A | 0 | Left Tilt | 39 | 2441 | 20.0 | 19.8 | 0.049 | 0.051 | 0.028 | 0.029 | |
| ANT 3 | Head | GFSK (BDR) | PStandalone Mode A | 0 | Right Cheek | 39 | 2441 | 20.0 | 19.8 | 0.061 | 0.064 | 0.034 | 0.036 | |
| ANT 3 | Head | GFSK (BDR) | PStandalone Mode A | 0 | Right Tilt | 39 | 2441 | 20.0 | 19.8 | 0.055 | 0.058 | 0.031 | 0.032 | |
| ANT 3 | Body & Hotspot | GFSK (BDR) | PStandalone Mode B | 5 | Back | 39 | 2441 | 20.0 | 19.8 | 0.725 | 0.759 | 0.316 | 0.331 | 118 |
| ANT 3 | Body & Hotspot | GFSK (BDR) | PStandalone Mode B | 5 | Front | 39 | 2441 | 20.0 | 19.8 | 0.336 | 0.352 | 0.176 | 0.184 | |
| ANT 3 | Hotspot | GFSK (BDR) | PStandalone Mode B | 5 | Edge Bottom | 39 | 2441 | 20.0 | 19.8 | 0.169 | 0.177 | 0.085 | 0.089 | |
| ANT 3 | Hotspot | GFSK (BDR) | PStandalone Mode B | 5 | Edge Left | 39 | 2441 | 20.0 | 19.8 | 0.722 | 0.756 | 0.307 | 0.321 | 119 |
| Antenna | RF Exposure Condition | Mode | Power Mode | Dist (mm) | Test Position | Channel | Freq. (MHz) | Max Output Pwr (dBm) | Meas. (dBm) | 1-g Meas. (W/kg) | 1-g Scaled (W/kg) | 10-g Meas. (W/kg) | 10-g Scaled (W/kg) | Plot No. |
| ANT 4 | Head | GFSK (BDR) | PStandalone Mode A | 0 | Left Cheek | 39 | 2441 | 20.0 | 19.9 | 0.621 | 0.635 | 0.257 | 0.263 | 120 |
| ANT 4 | Head | GFSK (BDR) | PStandalone Mode A | 0 | Left Tilt | 39 | 2441 | 20.0 | 19.9 | 0.150 | 0.153 | 0.073 | 0.075 | |
| ANT 4 | Head | GFSK (BDR) | PStandalone Mode A | 0 | Right Cheek | 39 | 2441 | 20.0 | 19.9 | 0.171 | 0.175 | 0.091 | 0.093 | |
| ANT 4 | Head | GFSK (BDR) | PStandalone Mode A | 0 | Right Tilt | 39 | 2441 | 20.0 | 19.9 | 0.043 | 0.044 | 0.023 | 0.024 | |
| ANT 4 | Body & Hotspot | GFSK (BDR) | PStandalone Mode B | 5 | Back | 39 | 2441 | 20.0 | 19.9 | 0.666 | 0.682 | 0.271 | 0.277 | |
| ANT 4 | Body & Hotspot | GFSK (BDR) | PStandalone Mode B | 5 | Front | 39 | 2441 | 20.0 | 19.9 | 0.306 | 0.313 | 0.132 | 0.135 | |
| ANT 4 | Hotspot | GFSK (BDR) | PStandalone Mode B | 5 | Edge Top | 39 | 2441 | 20.0 | 19.9 | 0.019 | 0.019 | 0.010 | 0.010 | |
| ANT 4 | Hotspot | GFSK (BDR) | PStandalone Mode B | 5 | Edge Right | 39 | 2441 | 20.0 | 19.9 | 0.726 | 0.743 | 0.293 | 0.300 | |
| Antenna | RF Exposure Condition | Mode | Power Mode | Dist (mm) | Test Position | Channel | Freq. (MHz) | Max Output Pwr (dBm) | Meas. (dBm) | 1-g Meas. (W/kg) | 1-g Scaled (W/kg) | 10-g Meas. (W/kg) | 10-g Scaled (W/kg) | Plot No. |
| ANT 3 | Head | GFSK (BDR) | PHigh Mode A | 0 | Left Cheek | 0 | 2402 | 20.0 | 19.8 | 0.090 | 0.094 | 0.050 | 0.052 | |
| ANT 3 | Head | GFSK (BDR) | PHigh Mode A | 0 | Left Tilt | 0 | 2402 | 20.0 | 19.8 | 0.034 | 0.036 | 0.018 | 0.019 | |
| ANT 3 | Head | GFSK (BDR) | PHigh Mode A | 0 | Right Cheek | 0 | 2402 | 20.0 | 19.8 | 0.043 | 0.028 | 0.025 | 0.017 | |
| ANT 3 | Head | GFSK (BDR) | PHigh Mode A | 0 | Right Tilt | 0 | 2402 | 20.0 | 19.8 | 0.039 | 0.026 | 0.021 | 0.014 | |
| ANT 3 | Body & Hotspot | GFSK (BDR) | PHigh Mode B | 5 | Back | 39 | 2441 | 18.0 | 18.0 | 0.396 | 0.396 | 0.178 | 0.178 | |
| ANT 3 | Body & Hotspot | GFSK (BDR) | PHigh Mode B | 5 | Front | 39 | 2441 | 18.0 | 18.0 | 0.217 | 0.217 | 0.110 | 0.110 | |
| ANT 3 | Hotspot | GFSK (BDR) | PHigh Mode B | 5 | Edge Bottom | 39 | 2441 | 18.0 | 18.0 | 0.098 | 0.098 | 0.047 | 0.047 | |
| ANT 3 | Hotspot | GFSK (BDR) | PHigh Mode B | 5 | Edge Left | 39 | 2441 | 18.0 | 18.0 | 0.382 | 0.382 | 0.168 | 0.168 | |
| Antenna | RF Exposure Condition | Mode | Power Mode | Dist (mm) | Test Position | Channel | Freq. (MHz) | Max Output Pwr (dBm) | Meas. (dBm) | 1-g Meas. (W/kg) | 1-g Scaled (W/kg) | 10-g Meas. (W/kg) | 10-g Scaled (W/kg) | Plot No. |
| ANT 4 | Head | GFSK (BDR) | PHigh Mode A | 0 | Left Cheek | 39 | 2441 | 19.0 | 19.0 | 0.339 | 0.339 | 0.141 | 0.141 | |
| ANT 4 | Head | GFSK (BDR) | PHigh Mode A | 0 | Left Tilt | 39 | 2441 | 19.0 | 19.0 | 0.103 | 0.103 | 0.049 | 0.049 | |
| ANT 4 | Head | GFSK (BDR) | PHigh Mode A | 0 | Right Cheek | 39 | 2441 | 19.0 | 19.0 | 0.112 | 0.089 | 0.060 | 0.048 | |
| ANT 4 | Head | GFSK (BDR) | PHigh Mode A | 0 | Right Tilt | 39 | 2441 | 19.0 | 19.0 | 0.035 | 0.028 | 0.018 | 0.014 | |
| ANT 4 | Body & Hotspot | GFSK (BDR) | PHigh Mode B | 5 | Back | 39 | 2441 | 18.0 | 18.0 | 0.283 | 0.283 | 0.119 | 0.119 | |
| ANT 4 | Body & Hotspot | GFSK (BDR) | PHigh Mode B | 5 | Front | 39 | 2441 | 18.0 | 18.0 | 0.191 | 0.191 | 0.083 | 0.083 | |
| ANT 4 | Hotspot | GFSK (BDR) | PHigh Mode B | 5 | Edge Top | 39 | 2441 | 18.0 | 18.0 | 0.013 | 0.013 | 0.006 | 0.006 | |
| ANT 4 | Hotspot | GFSK (BDR) | PHigh Mode B | 5 | Edge Right | 39 | 2441 | 18.0 | 18.0 | 0.363 | 0.363 | 0.148 | 0.148 | |

| Antenna | RF Exposure Condition | Mode | Power Mode | Dist (mm) | Test Position | Channel | Freq. (MHz) | Max Output Pwr (dBm) | Meas. (dBm) | 1-g Meas. (W/kg) | 1-g Scaled (W/kg) | 10-g Meas. (W/kg) | 10-g Scaled (W/kg) | Plot No. |
|---------|-----------------------|------------|-------------|-----------|---------------|---------|-------------|----------------------|-------------|------------------|-------------------|-------------------|--------------------|----------|
| ANT 3 | Head | GFSK (BDR) | PMid Mode A | 0 | Left Cheek | 39 | 2441 | 15.0 | 14.9 | 0.041 | 0.042 | 0.020 | 0.020 | |
| ANT 3 | Head | GFSK (BDR) | PMid Mode A | 0 | Left Tilt | 39 | 2441 | 15.0 | 14.9 | 0.010 | 0.010 | 0.005 | 0.005 | |
| ANT 3 | Head | GFSK (BDR) | PMid Mode A | 0 | Right Cheek | 39 | 2441 | 15.0 | 14.9 | 0.016 | 0.016 | 0.009 | 0.009 | |
| ANT 3 | Head | GFSK (BDR) | PMid Mode A | 0 | Right Tilt | 39 | 2441 | 15.0 | 14.9 | 0.013 | 0.013 | 0.006 | 0.006 | |
| ANT 3 | Body & Hotspot | GFSK (BDR) | PMid Mode B | 5 | Back | 39 | 2441 | 12.0 | 11.8 | 0.107 | 0.112 | 0.047 | 0.049 | |
| ANT 3 | Body & Hotspot | GFSK (BDR) | PMid Mode B | 5 | Front | 39 | 2441 | 12.0 | 11.8 | 0.050 | 0.052 | 0.025 | 0.026 | |
| ANT 3 | Hotspot | GFSK (BDR) | PMid Mode B | 5 | Edge Bottom | 39 | 2441 | 12.0 | 11.8 | 0.024 | 0.025 | 0.012 | 0.013 | |
| ANT 3 | Hotspot | GFSK (BDR) | PMid Mode B | 5 | Edge Left | 39 | 2441 | 12.0 | 11.8 | 0.098 | 0.103 | 0.043 | 0.045 | |
| Antenna | RF Exposure Condition | Mode | Power Mode | Dist (mm) | Test Position | Channel | Freq. (MHz) | Max Output Pwr (dBm) | Meas. (dBm) | 1-g Meas. (W/kg) | 1-g Scaled (W/kg) | 10-g Meas. (W/kg) | 10-g Scaled (W/kg) | Plot No. |
| ANT 4 | Head | GFSK (BDR) | PMid Mode A | 0 | Left Cheek | 39 | 2441 | 13.0 | 12.1 | 0.132 | 0.162 | 0.052 | 0.064 | |
| ANT 4 | Head | GFSK (BDR) | PMid Mode A | 0 | Left Tilt | 39 | 2441 | 13.0 | 12.1 | 0.025 | 0.031 | 0.011 | 0.014 | |
| ANT 4 | Head | GFSK (BDR) | PMid Mode A | 0 | Right Cheek | 39 | 2441 | 13.0 | 12.1 | 0.026 | 0.032 | 0.012 | 0.015 | |
| ANT 4 | Head | GFSK (BDR) | PMid Mode A | 0 | Right Tilt | 39 | 2441 | 13.0 | 12.1 | 0.006 | 0.007 | 0.003 | 0.004 | |
| ANT 4 | Body & Hotspot | GFSK (BDR) | PMid Mode B | 5 | Back | 39 | 2441 | 12.0 | 11.1 | 0.103 | 0.127 | 0.040 | 0.049 | |
| ANT 4 | Body & Hotspot | GFSK (BDR) | PMid Mode B | 5 | Front | 39 | 2441 | 12.0 | 11.1 | 0.044 | 0.054 | 0.018 | 0.022 | |
| ANT 4 | Hotspot | GFSK (BDR) | PMid Mode B | 5 | Edge Top | 39 | 2441 | 12.0 | 11.1 | 0.001 | 0.001 | 0.000 | 0.000 | |
| ANT 4 | Hotspot | GFSK (BDR) | PMid Mode B | 5 | Edge Right | 39 | 2441 | 12.0 | 11.1 | 0.087 | 0.107 | 0.035 | 0.043 | |
| Antenna | RF Exposure Condition | Mode | Power Mode | Dist (mm) | Test Position | Channel | Freq. (MHz) | Max Output Pwr (dBm) | Meas. (dBm) | 1-g Meas. (W/kg) | 1-g Scaled (W/kg) | 10-g Meas. (W/kg) | 10-g Scaled (W/kg) | Plot No. |
| ANT 3 | Head | GFSK (BDR) | PLow Mode A | 0 | Left Cheek | 39 | 2441 | 12.5 | 11.2 | 0.013 | 0.018 | 0.006 | 0.008 | |
| ANT 3 | Head | GFSK (BDR) | PLow Mode A | 0 | Left Tilt | 39 | 2441 | 12.5 | 11.2 | 0.004 | 0.005 | 0.001 | 0.001 | |
| ANT 3 | Head | GFSK (BDR) | PLow Mode A | 0 | Right Cheek | 39 | 2441 | 12.5 | 11.2 | 0.006 | 0.008 | 0.002 | 0.003 | |
| ANT 3 | Head | GFSK (BDR) | PLow Mode A | 0 | Right Tilt | 39 | 2441 | 12.5 | 11.2 | 0.005 | 0.007 | 0.002 | 0.003 | |
| ANT 3 | Body & Hotspot | GFSK (BDR) | PLow Mode B | 5 | Back | 39 | 2441 | 12.0 | 11.2 | 0.081 | 0.097 | 0.038 | 0.046 | |
| ANT 3 | Body & Hotspot | GFSK (BDR) | PLow Mode B | 5 | Front | 39 | 2441 | 12.0 | 11.2 | 0.045 | 0.054 | 0.023 | 0.028 | |
| ANT 3 | Hotspot | GFSK (BDR) | PLow Mode B | 5 | Edge Bottom | 39 | 2441 | 12.0 | 11.2 | 0.030 | 0.036 | 0.015 | 0.018 | |
| ANT 3 | Hotspot | GFSK (BDR) | PLow Mode B | 5 | Edge Left | 39 | 2441 | 12.0 | 11.2 | 0.075 | 0.090 | 0.033 | 0.040 | |
| Antenna | RF Exposure Condition | Mode | Power Mode | Dist (mm) | Test Position | Channel | Freq. (MHz) | Max Output Pwr (dBm) | Meas. (dBm) | 1-g Meas. (W/kg) | 1-g Scaled (W/kg) | 10-g Meas. (W/kg) | 10-g Scaled (W/kg) | Plot No. |
| ANT 4 | Head | GFSK (BDR) | PLow Mode A | 0 | Left Cheek | 39 | 2441 | 11.0 | 10.1 | 0.054 | 0.066 | 0.021 | 0.026 | |
| ANT 4 | Head | GFSK (BDR) | PLow Mode A | 0 | Left Tilt | 39 | 2441 | 11.0 | 10.1 | 0.011 | 0.014 | 0.004 | 0.005 | |
| ANT 4 | Head | GFSK (BDR) | PLow Mode A | 0 | Right Cheek | 39 | 2441 | 11.0 | 10.1 | 0.014 | 0.017 | 0.006 | 0.007 | |
| ANT 4 | Head | GFSK (BDR) | PLow Mode A | 0 | Right Tilt | 39 | 2441 | 11.0 | 10.1 | 0.001 | 0.001 | 0.000 | 0.000 | |
| ANT 4 | Body & Hotspot | GFSK (BDR) | PLow Mode B | 5 | Back | 39 | 2441 | 11.0 | 10.1 | 0.050 | 0.062 | 0.020 | 0.025 | |
| ANT 4 | Body & Hotspot | GFSK (BDR) | PLow Mode B | 5 | Front | 39 | 2441 | 11.0 | 10.1 | 0.030 | 0.037 | 0.012 | 0.015 | |
| ANT 4 | Hotspot | GFSK (BDR) | PLow Mode B | 5 | Edge Top | 39 | 2441 | 11.0 | 10.1 | 0.001 | 0.001 | 0.000 | 0.000 | |
| ANT 4 | Hotspot | GFSK (BDR) | PLow Mode B | 5 | Edge Right | 39 | 2441 | 11.0 | 10.1 | 0.059 | 0.073 | 0.023 | 0.028 | |

Notes:

Refer to §6.2 for Duty Cycle used for SAR testing.

10.41. NB UNII

UNII-1

| Antenna | RF Exposure Condition | Mode | Power Mode | Dist (mm) | Test Position | Channel | Freq. (MHz) | Max Output Pwr (dBm) | Meas. (dBm) | 1-g Meas. (W/kg) | 1-g Scaled (W/kg) | 10-g Meas. (W/kg) | 10-g Scaled (W/kg) | Plot No. |
|---------|-----------------------|------|--------------------|-----------|---------------|---------|-------------|----------------------|-------------|------------------|-------------------|-------------------|--------------------|----------|
| ANT 5 | Head | HDR8 | PStandalone Mode A | 0 | Left Cheek | 0 | 5230 | 14.0 | 13.7 | 0.000 | 0.000 | 0.000 | 0.000 | |
| ANT 5 | Head | HDR8 | PStandalone Mode A | 0 | Left Tilt | 0 | 5230 | 14.0 | 13.7 | 0.000 | 0.000 | 0.000 | 0.000 | |
| ANT 5 | Head | HDR8 | PStandalone Mode A | 0 | Right Cheek | 0 | 5230 | 14.0 | 13.7 | 0.000 | 0.000 | 0.000 | 0.000 | |
| ANT 5 | Head | HDR8 | PStandalone Mode A | 0 | Right Tilt | 0 | 5230 | 14.0 | 13.7 | 0.000 | 0.000 | 0.000 | 0.000 | |
| ANT 5 | Body & Hotspot | HDR8 | PStandalone Mode B | 5 | Back | 0 | 5230 | 14.0 | 13.7 | 0.096 | 0.104 | 0.020 | 0.022 | |
| ANT 5 | Body & Hotspot | HDR8 | PStandalone Mode B | 5 | Front | 0 | 5230 | 14.0 | 13.7 | 0.011 | 0.012 | 0.002 | 0.002 | |
| ANT 5 | Hotspot | HDR8 | PStandalone Mode B | 5 | Edge Bottom | 0 | 5230 | 14.0 | 13.7 | 0.002 | 0.002 | 0.000 | 0.000 | |
| ANT 5 | Hotspot | HDR8 | PStandalone Mode B | 5 | Edge Left | 0 | 5230 | 14.0 | 13.7 | 0.060 | 0.065 | 0.016 | 0.017 | |
| Antenna | RF Exposure Condition | Mode | Power Mode | Dist (mm) | Test Position | Channel | Freq. (MHz) | Max Output Pwr (dBm) | Meas. (dBm) | 1-g Meas. (W/kg) | 1-g Scaled (W/kg) | 10-g Meas. (W/kg) | 10-g Scaled (W/kg) | Plot No. |
| ANT 6 | Head | HDR8 | PStandalone Mode A | 0 | Left Cheek | 0 | 5230 | 14.0 | 14.0 | 0.043 | 0.043 | 0.004 | 0.004 | |
| ANT 6 | Head | HDR8 | PStandalone Mode A | 0 | Left Tilt | 0 | 5230 | 14.0 | 14.0 | 0.038 | 0.038 | 0.002 | 0.002 | |
| ANT 6 | Head | HDR8 | PStandalone Mode A | 0 | Right Cheek | 0 | 5230 | 14.0 | 14.0 | 0.157 | 0.157 | 0.050 | 0.050 | 121 |
| ANT 6 | Head | HDR8 | PStandalone Mode A | 0 | Right Tilt | 0 | 5230 | 14.0 | 14.0 | 0.092 | 0.092 | 0.019 | 0.019 | |
| ANT 6 | Body & Hotspot | HDR8 | PStandalone Mode B | 5 | Back | 0 | 5230 | 14.0 | 14.0 | 0.277 | 0.277 | 0.092 | 0.092 | 122 |
| ANT 6 | Body & Hotspot | HDR8 | PStandalone Mode B | 5 | Front | 0 | 5230 | 14.0 | 14.0 | 0.029 | 0.029 | 0.004 | 0.004 | |
| ANT 6 | Hotspot | HDR8 | PStandalone Mode B | 5 | Edge Top | 0 | 5230 | 14.0 | 14.0 | 0.039 | 0.039 | 0.003 | 0.003 | |
| ANT 6 | Hotspot | HDR8 | PStandalone Mode B | 5 | Edge Left | 0 | 5230 | 14.0 | 14.0 | 0.107 | 0.107 | 0.023 | 0.023 | 123 |
| Antenna | RF Exposure Condition | Mode | Power Mode | Dist (mm) | Test Position | Channel | Freq. (MHz) | Max Output Pwr (dBm) | Meas. (dBm) | 1-g Meas. (W/kg) | 1-g Scaled (W/kg) | 10-g Meas. (W/kg) | 10-g Scaled (W/kg) | Plot No. |
| ANT 5 | Head | HDR8 | PHigh Mode A | 0 | Left Cheek | 0 | 5230 | 14.0 | 13.7 | 0.000 | 0.000 | 0.000 | 0.000 | |
| ANT 5 | Head | HDR8 | PHigh Mode A | 0 | Left Tilt | 0 | 5230 | 14.0 | 13.7 | 0.000 | 0.000 | 0.000 | 0.000 | |
| ANT 5 | Head | HDR8 | PHigh Mode A | 0 | Right Cheek | 0 | 5230 | 14.0 | 13.7 | 0.000 | 0.000 | 0.000 | 0.000 | |
| ANT 5 | Head | HDR8 | PHigh Mode A | 0 | Right Tilt | 0 | 5230 | 14.0 | 13.7 | 0.000 | 0.000 | 0.000 | 0.000 | |
| ANT 5 | Body & Hotspot | HDR8 | PHigh Mode B | 5 | Back | 0 | 5230 | 14.0 | 13.7 | 0.096 | 0.104 | 0.020 | 0.022 | |
| ANT 5 | Body & Hotspot | HDR8 | PHigh Mode B | 5 | Front | 0 | 5230 | 14.0 | 13.7 | 0.011 | 0.012 | 0.002 | 0.002 | |
| ANT 5 | Hotspot | HDR8 | PHigh Mode B | 5 | Edge Bottom | 0 | 5230 | 14.0 | 13.7 | 0.002 | 0.002 | 0.000 | 0.000 | |
| ANT 5 | Hotspot | HDR8 | PHigh Mode B | 5 | Edge Left | 0 | 5230 | 14.0 | 13.7 | 0.060 | 0.065 | 0.016 | 0.017 | |
| Antenna | RF Exposure Condition | Mode | Power Mode | Dist (mm) | Test Position | Channel | Freq. (MHz) | Max Output Pwr (dBm) | Meas. (dBm) | 1-g Meas. (W/kg) | 1-g Scaled (W/kg) | 10-g Meas. (W/kg) | 10-g Scaled (W/kg) | Plot No. |
| ANT 6 | Head | HDR8 | PHigh Mode A | 0 | Left Cheek | 0 | 5230 | 14.0 | 14.0 | 0.043 | 0.043 | 0.004 | 0.004 | |
| ANT 6 | Head | HDR8 | PHigh Mode A | 0 | Left Tilt | 0 | 5230 | 14.0 | 14.0 | 0.038 | 0.038 | 0.002 | 0.002 | |
| ANT 6 | Head | HDR8 | PHigh Mode A | 0 | Right Cheek | 0 | 5230 | 14.0 | 14.0 | 0.157 | 0.157 | 0.050 | 0.050 | |
| ANT 6 | Head | HDR8 | PHigh Mode A | 0 | Right Tilt | 0 | 5230 | 14.0 | 14.0 | 0.092 | 0.092 | 0.019 | 0.019 | |
| ANT 6 | Body & Hotspot | HDR8 | PHigh Mode B | 5 | Back | 0 | 5230 | 14.0 | 14.0 | 0.277 | 0.277 | 0.092 | 0.092 | |
| ANT 6 | Body & Hotspot | HDR8 | PHigh Mode B | 5 | Front | 0 | 5230 | 14.0 | 14.0 | 0.029 | 0.029 | 0.004 | 0.004 | |
| ANT 6 | Hotspot | HDR8 | PHigh Mode B | 5 | Edge Top | 0 | 5230 | 14.0 | 14.0 | 0.039 | 0.039 | 0.003 | 0.003 | |
| ANT 6 | Hotspot | HDR8 | PHigh Mode B | 5 | Edge Left | 0 | 5230 | 14.0 | 14.0 | 0.107 | 0.107 | 0.023 | 0.023 | |

| Antenna | RF Exposure Condition | Mode | Power Mode | Dist (mm) | Test Position | Channel | Freq. (MHz) | Max Output Pwr (dBm) | Meas. (dBm) | 1-g Meas. (W/kg) | 1-g Scaled (W/kg) | 10-g Meas. (W/kg) | 10-g Scaled (W/kg) | Plot No. |
|---------|-----------------------|------------|-------------|-----------|---------------|---------|-------------|----------------------|-------------|------------------|-------------------|-------------------|--------------------|----------|
| ANT 5 | Head | HDR8 | PMid Mode A | 0 | Left Cheek | 0 | 5230 | 14.0 | 13.7 | 0.000 | 0.000 | 0.000 | 0.000 | |
| ANT 5 | Head | HDR8 | PMid Mode A | 0 | Left Tilt | 0 | 5230 | 14.0 | 13.7 | 0.000 | 0.000 | 0.000 | 0.000 | |
| ANT 5 | Head | HDR8 | PMid Mode A | 0 | Right Cheek | 0 | 5230 | 14.0 | 13.7 | 0.000 | 0.000 | 0.000 | 0.000 | |
| ANT 5 | Head | HDR8 | PMid Mode A | 0 | Right Tilt | 0 | 5230 | 14.0 | 13.7 | 0.000 | 0.000 | 0.000 | 0.000 | |
| ANT 5 | Body & Hotspot | GFSK (BDR) | PMid Mode B | 5 | Back | 0 | 5230 | 8.5 | 8.5 | 0.010 | 0.010 | 0.000 | 0.000 | |
| ANT 5 | Body & Hotspot | GFSK (BDR) | PMid Mode B | 5 | Front | 0 | 5230 | 8.5 | 8.5 | 0.000 | 0.000 | 0.000 | 0.000 | |
| ANT 5 | Hotspot | GFSK (BDR) | PMid Mode B | 5 | Edge Bottom | 0 | 5230 | 8.5 | 8.5 | 0.000 | 0.000 | 0.000 | 0.000 | |
| ANT 5 | Hotspot | GFSK (BDR) | PMid Mode B | 5 | Edge Left | 0 | 5230 | 8.5 | 8.5 | 0.007 | 0.007 | 0.000 | 0.000 | |
| Antenna | RF Exposure Condition | Mode | Power Mode | Dist (mm) | Test Position | Channel | Freq. (MHz) | Max Output Pwr (dBm) | Meas. (dBm) | 1-g Meas. (W/kg) | 1-g Scaled (W/kg) | 10-g Meas. (W/kg) | 10-g Scaled (W/kg) | Plot No. |
| ANT 6 | Head | GFSK (BDR) | PMid Mode A | 0 | Left Cheek | 0 | 5230 | 9.5 | 9.0 | 0.015 | 0.017 | 0.001 | 0.001 | |
| ANT 6 | Head | GFSK (BDR) | PMid Mode A | 0 | Left Tilt | 0 | 5230 | 9.5 | 9.0 | 0.014 | 0.016 | 0.002 | 0.002 | |
| ANT 6 | Head | GFSK (BDR) | PMid Mode A | 0 | Right Cheek | 0 | 5230 | 9.5 | 9.0 | 0.040 | 0.045 | 0.011 | 0.012 | |
| ANT 6 | Head | GFSK (BDR) | PMid Mode A | 0 | Right Cheek | 0 | 5230 | 9.5 | 9.0 | 0.036 | 0.040 | 0.009 | 0.010 | |
| ANT 6 | Body & Hotspot | GFSK (BDR) | PMid Mode B | 5 | Back | 0 | 5230 | 9.0 | 9.0 | 0.074 | 0.074 | 0.022 | 0.022 | |
| ANT 6 | Body & Hotspot | GFSK (BDR) | PMid Mode B | 5 | Front | 0 | 5230 | 9.0 | 9.0 | 0.016 | 0.016 | 0.004 | 0.004 | |
| ANT 6 | Hotspot | GFSK (BDR) | PMid Mode B | 5 | Edge Top | 0 | 5230 | 9.0 | 9.0 | 0.014 | 0.014 | 0.003 | 0.003 | |
| ANT 6 | Hotspot | GFSK (BDR) | PMid Mode B | 5 | Edge Left | 0 | 5230 | 9.0 | 9.0 | 0.033 | 0.033 | 0.009 | 0.009 | |
| Antenna | RF Exposure Condition | Mode | Power Mode | Dist (mm) | Test Position | Channel | Freq. (MHz) | Max Output Pwr (dBm) | Meas. (dBm) | 1-g Meas. (W/kg) | 1-g Scaled (W/kg) | 10-g Meas. (W/kg) | 10-g Scaled (W/kg) | Plot No. |
| ANT 5 | Head | GFSK (BDR) | PLow Mode A | 0 | Left Cheek | 0 | 5230 | 6.0 | 5.3 | 0.000 | 0.000 | 0.000 | 0.000 | |
| ANT 5 | Head | GFSK (BDR) | PLow Mode A | 0 | Left Tilt | 0 | 5230 | 6.0 | 5.3 | 0.000 | 0.000 | 0.000 | 0.000 | |
| ANT 5 | Head | GFSK (BDR) | PLow Mode A | 0 | Right Cheek | 0 | 5230 | 6.0 | 5.3 | 0.000 | 0.000 | 0.000 | 0.000 | |
| ANT 5 | Head | GFSK (BDR) | PLow Mode A | 0 | Right Tilt | 0 | 5230 | 6.0 | 5.3 | 0.000 | 0.000 | 0.000 | 0.000 | |
| ANT 5 | Body & Hotspot | GFSK (BDR) | PLow Mode B | 5 | Back | 0 | 5230 | 6.0 | 5.3 | 0.000 | 0.000 | 0.000 | 0.000 | |
| ANT 5 | Body & Hotspot | GFSK (BDR) | PLow Mode B | 5 | Front | 0 | 5230 | 6.0 | 5.3 | 0.000 | 0.000 | 0.000 | 0.000 | |
| ANT 5 | Hotspot | GFSK (BDR) | PLow Mode B | 5 | Edge Bottom | 0 | 5230 | 6.0 | 5.3 | 0.000 | 0.000 | 0.000 | 0.000 | |
| ANT 5 | Hotspot | GFSK (BDR) | PLow Mode B | 5 | Edge Left | 0 | 5230 | 6.0 | 5.3 | 0.000 | 0.000 | 0.000 | 0.000 | |
| Antenna | RF Exposure Condition | Mode | Power Mode | Dist (mm) | Test Position | Channel | Freq. (MHz) | Max Output Pwr (dBm) | Meas. (dBm) | 1-g Meas. (W/kg) | 1-g Scaled (W/kg) | 10-g Meas. (W/kg) | 10-g Scaled (W/kg) | Plot No. |
| ANT 6 | Head | GFSK (BDR) | PLow Mode A | 0 | Left Cheek | 0 | 5230 | 5.0 | 4.9 | 0.000 | 0.000 | 0.000 | 0.000 | |
| ANT 6 | Head | GFSK (BDR) | PLow Mode A | 0 | Left Tilt | 0 | 5230 | 5.0 | 4.9 | 0.005 | 0.005 | 0.000 | 0.000 | |
| ANT 6 | Head | GFSK (BDR) | PLow Mode A | 0 | Right Cheek | 0 | 5230 | 5.0 | 4.9 | 0.007 | 0.007 | 0.000 | 0.000 | |
| ANT 6 | Head | GFSK (BDR) | PLow Mode A | 0 | Right Tilt | 0 | 5230 | 5.0 | 4.9 | 0.009 | 0.009 | 0.000 | 0.000 | |
| ANT 6 | Body & Hotspot | GFSK (BDR) | PLow Mode B | 5 | Back | 0 | 5230 | 5.0 | 4.9 | 0.031 | 0.032 | 0.005 | 0.005 | |
| ANT 6 | Body & Hotspot | GFSK (BDR) | PLow Mode B | 5 | Front | 0 | 5230 | 5.0 | 4.9 | 0.000 | 0.000 | 0.000 | 0.000 | |
| ANT 6 | Hotspot | GFSK (BDR) | PLow Mode B | 5 | Edge Top | 0 | 5230 | 5.0 | 4.9 | 0.000 | 0.000 | 0.000 | 0.000 | |
| ANT 6 | Hotspot | GFSK (BDR) | PLow Mode B | 5 | Edge Left | 0 | 5230 | 5.0 | 4.9 | 0.004 | 0.004 | 0.000 | 0.000 | |

Notes:

Refer to §6.2 for Duty Cycle used for SAR testing.

UNII-3

| Antenna | RF Exposure Condition | Mode | Power Mode | Dist (mm) | Test Position | Channel | Freq. (MHz) | Max Output Pwr (dBm) | Meas. (dBm) | 1-g Meas. (W/kg) | 1-g Scaled (W/kg) | 10-g Meas. (W/kg) | 10-g Scaled (W/kg) | Plot No. |
|---------|-----------------------|------------|--------------------|-----------|---------------|---------|-------------|----------------------|-------------|------------------|-------------------|-------------------|--------------------|----------|
| ANT 5 | Head | GFSK (BDR) | PStandalone Mode A | 0 | Left Cheek | 0 | 5788 | 19.5 | 19.3 | 0.007 | 0.007 | 0.000 | 0.000 | |
| ANT 5 | Head | GFSK (BDR) | PStandalone Mode A | 0 | Left Tilt | 0 | 5788 | 19.5 | 19.3 | 0.001 | 0.001 | 0.000 | 0.000 | |
| ANT 5 | Head | GFSK (BDR) | PStandalone Mode A | 0 | Right Cheek | 0 | 5788 | 19.5 | 19.3 | 0.055 | 0.058 | 0.005 | 0.005 | |
| ANT 5 | Head | GFSK (BDR) | PStandalone Mode A | 0 | Right Tilt | 0 | 5788 | 19.5 | 19.3 | 0.003 | 0.003 | 0.000 | 0.000 | |
| ANT 5 | Body & Hotspot | GFSK (BDR) | PStandalone Mode B | 5 | Back | 0 | 5733 | 19.5 | 19.5 | 0.914 | 0.914 | 0.271 | 0.271 | |
| ANT 5 | Body & Hotspot | GFSK (BDR) | PStandalone Mode B | 5 | Back | 0 | 5788 | 19.5 | 19.3 | 1.050 | 1.099 | 0.294 | 0.308 | 124 |
| ANT 5 | Body & Hotspot | GFSK (BDR) | PStandalone Mode B | 5 | Back | 0 | 5844 | 19.5 | 19.5 | 0.986 | 0.986 | 0.289 | 0.289 | |
| ANT 5 | Body & Hotspot | GFSK (BDR) | PStandalone Mode B | 5 | Front | 0 | 5788 | 19.5 | 19.3 | 0.071 | 0.074 | 0.016 | 0.017 | |
| ANT 5 | Hotspot | GFSK (BDR) | PStandalone Mode B | 5 | Edge Bottom | 0 | 5788 | 19.5 | 19.3 | 0.072 | 0.075 | 0.025 | 0.026 | |
| ANT 5 | Hotspot | GFSK (BDR) | PStandalone Mode B | 5 | Edge Left | 0 | 5788 | 19.5 | 19.3 | 0.386 | 0.404 | 0.130 | 0.136 | |
| Antenna | RF Exposure Condition | Mode | Power Mode | Dist (mm) | Test Position | Channel | Freq. (MHz) | Max Output Pwr (dBm) | Meas. (dBm) | 1-g Meas. (W/kg) | 1-g Scaled (W/kg) | 10-g Meas. (W/kg) | 10-g Scaled (W/kg) | Plot No. |
| ANT 6 | Head | GFSK (BDR) | PStandalone Mode A | 0 | Left Cheek | 0 | 5788 | 20.0 | 19.7 | 0.170 | 0.182 | 0.048 | 0.051 | |
| ANT 6 | Head | GFSK (BDR) | PStandalone Mode A | 0 | Left Tilt | 0 | 5788 | 20.0 | 19.7 | 0.180 | 0.193 | 0.054 | 0.058 | |
| ANT 6 | Head | GFSK (BDR) | PStandalone Mode A | 0 | Right Cheek | 0 | 5788 | 20.0 | 19.7 | 0.468 | 0.501 | 0.146 | 0.156 | |
| ANT 6 | Head | GFSK (BDR) | PStandalone Mode A | 0 | Right Tilt | 0 | 5788 | 20.0 | 19.7 | 0.506 | 0.542 | 0.157 | 0.168 | 125 |
| ANT 6 | Body & Hotspot | GFSK (BDR) | PStandalone Mode B | 5 | Back | 0 | 5788 | 18.5 | 18.3 | 0.587 | 0.615 | 0.147 | 0.154 | |
| ANT 6 | Body & Hotspot | GFSK (BDR) | PStandalone Mode B | 5 | Front | 0 | 5788 | 18.5 | 18.3 | 0.148 | 0.155 | 0.047 | 0.049 | |
| ANT 6 | Hotspot | GFSK (BDR) | PStandalone Mode B | 5 | Edge Top | 0 | 5788 | 18.5 | 18.3 | 0.110 | 0.115 | 0.040 | 0.042 | |
| ANT 6 | Hotspot | GFSK (BDR) | PStandalone Mode B | 5 | Edge Left | 0 | 5788 | 18.5 | 18.3 | 0.400 | 0.419 | 0.112 | 0.117 | 126 |
| Antenna | RF Exposure Condition | Mode | Power Mode | Dist (mm) | Test Position | Channel | Freq. (MHz) | Max Output Pwr (dBm) | Meas. (dBm) | 1-g Meas. (W/kg) | 1-g Scaled (W/kg) | 10-g Meas. (W/kg) | 10-g Scaled (W/kg) | Plot No. |
| ANT 5 | Body & Hotspot | GFSK (BDR) | PHigh Mode B | 5 | Back | 0 | 5788 | 16.0 | 15.8 | 0.377 | 0.395 | 0.101 | 0.106 | |
| ANT 5 | Body & Hotspot | GFSK (BDR) | PHigh Mode B | 5 | Front | 0 | 5788 | 16.0 | 15.8 | 0.019 | 0.020 | 0.001 | 0.001 | |
| ANT 5 | Hotspot | GFSK (BDR) | PHigh Mode B | 5 | Edge Bottom | 0 | 5788 | 16.0 | 15.8 | 0.021 | 0.022 | 0.004 | 0.004 | |
| ANT 5 | Hotspot | GFSK (BDR) | PHigh Mode B | 5 | Edge Left | 0 | 5788 | 16.0 | 15.8 | 0.151 | 0.158 | 0.045 | 0.047 | |
| Antenna | RF Exposure Condition | Mode | Power Mode | Dist (mm) | Test Position | Channel | Freq. (MHz) | Max Output Pwr (dBm) | Meas. (dBm) | 1-g Meas. (W/kg) | 1-g Scaled (W/kg) | 10-g Meas. (W/kg) | 10-g Scaled (W/kg) | Plot No. |
| ANT 6 | Head | GFSK (BDR) | PHigh Mode A | 0 | Left Cheek | 0 | 5788 | 18.0 | 17.5 | 0.099 | 0.111 | 0.022 | 0.025 | |
| ANT 6 | Head | GFSK (BDR) | PHigh Mode A | 0 | Left Tilt | 0 | 5788 | 18.0 | 17.5 | 0.096 | 0.108 | 0.027 | 0.030 | |
| ANT 6 | Head | GFSK (BDR) | PHigh Mode A | 0 | Right Cheek | 0 | 5788 | 18.0 | 17.5 | 0.245 | 0.275 | 0.074 | 0.083 | |
| ANT 6 | Head | GFSK (BDR) | PHigh Mode A | 0 | Right Tilt | 0 | 5788 | 18.0 | 17.5 | 0.205 | 0.230 | 0.054 | 0.061 | |
| ANT 6 | Body & Hotspot | GFSK (BDR) | PHigh Mode B | 5 | Back | 0 | 5788 | 13.5 | 13.1 | 0.155 | 0.171 | 0.032 | 0.035 | |
| ANT 6 | Body & Hotspot | GFSK (BDR) | PHigh Mode B | 5 | Front | 0 | 5788 | 13.5 | 13.1 | 0.029 | 0.032 | 0.004 | 0.004 | |
| ANT 6 | Hotspot | GFSK (BDR) | PHigh Mode B | 5 | Edge Top | 0 | 5788 | 13.5 | 13.1 | 0.018 | 0.020 | 0.001 | 0.001 | |
| ANT 6 | Hotspot | GFSK (BDR) | PHigh Mode B | 5 | Edge Left | 0 | 5788 | 13.5 | 13.1 | 0.096 | 0.106 | 0.023 | 0.025 | |

Notes:

ANT5 Power Mode A for P_{high} is the same as P_{Standalone}

| Antenna | RF Exposure Condition | Mode | Power Mode | Dist (mm) | Test Position | Channel | Freq. (MHz) | Max Output Pwr (dBm) | Meas. (dBm) | 1-g Meas. (W/kg) | 1-g Scaled (W/kg) | 10-g Meas. (W/kg) | 10-g Scaled (W/kg) | Plot No. |
|---------|-----------------------|------------|-------------|-----------|---------------|---------|-------------|----------------------|-------------|------------------|-------------------|-------------------|--------------------|----------|
| ANT 5 | Head | GFSK (BDR) | PMid Mode A | 0 | Left Cheek | 0 | 5788 | 15.0 | 14.1 | 0.005 | 0.006 | 0.000 | 0.000 | |
| ANT 5 | Head | GFSK (BDR) | PMid Mode A | 0 | Left Tilt | 0 | 5788 | 15.0 | 14.1 | 0.000 | 0.000 | 0.000 | 0.000 | |
| ANT 5 | Head | GFSK (BDR) | PMid Mode A | 0 | Right Cheek | 0 | 5788 | 15.0 | 14.1 | 0.000 | 0.000 | 0.000 | 0.000 | |
| ANT 5 | Head | GFSK (BDR) | PMid Mode A | 0 | Right Tilt | 0 | 5788 | 15.0 | 14.1 | 0.000 | 0.000 | 0.000 | 0.000 | |
| ANT 5 | Body & Hotspot | GFSK (BDR) | PMid Mode B | 5 | Back | 0 | 5788 | 10.0 | 9.0 | 0.073 | 0.092 | 0.720 | 0.906 | |
| ANT 5 | Body & Hotspot | GFSK (BDR) | PMid Mode B | 5 | Front | 0 | 5788 | 10.0 | 9.0 | 0.001 | 0.001 | 0.001 | 0.001 | |
| ANT 5 | Hotspot | GFSK (BDR) | PMid Mode B | 5 | Edge Bottom | 0 | 5788 | 10.0 | 9.0 | 0.001 | 0.001 | 0.001 | 0.001 | |
| ANT 5 | Hotspot | GFSK (BDR) | PMid Mode B | 5 | Edge Left | 0 | 5788 | 10.0 | 9.0 | 0.029 | 0.037 | 0.004 | 0.005 | |
| Antenna | RF Exposure Condition | Mode | Power Mode | Dist (mm) | Test Position | Channel | Freq. (MHz) | Max Output Pwr (dBm) | Meas. (dBm) | 1-g Meas. (W/kg) | 1-g Scaled (W/kg) | 10-g Meas. (W/kg) | 10-g Scaled (W/kg) | Plot No. |
| ANT 6 | Head | GFSK (BDR) | PMid Mode A | 0 | Left Cheek | 0 | 5788 | 12.0 | 12.0 | 0.019 | 0.019 | 0.001 | 0.001 | |
| ANT 6 | Head | GFSK (BDR) | PMid Mode A | 0 | Left Tilt | 0 | 5788 | 12.0 | 12.0 | 0.017 | 0.017 | 0.001 | 0.001 | |
| ANT 6 | Head | GFSK (BDR) | PMid Mode A | 0 | Right Cheek | 0 | 5788 | 12.0 | 12.0 | 0.073 | 0.073 | 0.015 | 0.015 | |
| ANT 6 | Head | GFSK (BDR) | PMid Mode A | 0 | Right Tilt | 0 | 5788 | 12.0 | 12.0 | 0.028 | 0.028 | 0.002 | 0.002 | |
| ANT 6 | Body & Hotspot | GFSK (BDR) | PMid Mode B | 5 | Back | 0 | 5788 | 7.5 | 7.1 | 0.031 | 0.034 | 0.003 | 0.003 | |
| ANT 6 | Body & Hotspot | GFSK (BDR) | PMid Mode B | 5 | Front | 0 | 5788 | 7.5 | 7.1 | 0.003 | 0.003 | 0.001 | 0.001 | |
| ANT 6 | Hotspot | GFSK (BDR) | PMid Mode B | 5 | Edge Top | 0 | 5788 | 7.5 | 7.1 | 0.001 | 0.001 | 0.001 | 0.001 | |
| ANT 6 | Hotspot | GFSK (BDR) | PMid Mode B | 5 | Edge Left | 0 | 5788 | 7.5 | 7.1 | 0.025 | 0.027 | 0.003 | 0.003 | |
| Antenna | RF Exposure Condition | Mode | Power Mode | Dist (mm) | Test Position | Channel | Freq. (MHz) | Max Output Pwr (dBm) | Meas. (dBm) | 1-g Meas. (W/kg) | 1-g Scaled (W/kg) | 10-g Meas. (W/kg) | 10-g Scaled (W/kg) | Plot No. |
| ANT 5 | Head | GFSK (BDR) | PLow Mode A | 0 | Left Cheek | 0 | 5788 | 6.5 | 5.7 | 0.000 | 0.000 | 0.000 | 0.000 | |
| ANT 5 | Head | GFSK (BDR) | PLow Mode A | 0 | Left Tilt | 0 | 5788 | 6.5 | 5.7 | 0.000 | 0.000 | 0.000 | 0.000 | |
| ANT 5 | Head | GFSK (BDR) | PLow Mode A | 0 | Right Cheek | 0 | 5788 | 6.5 | 5.7 | 0.000 | 0.000 | 0.000 | 0.000 | |
| ANT 5 | Head | GFSK (BDR) | PLow Mode A | 0 | Right Tilt | 0 | 5788 | 6.5 | 5.7 | 0.000 | 0.000 | 0.000 | 0.000 | |
| ANT 5 | Body & Hotspot | GFSK (BDR) | PLow Mode B | 5 | Back | 0 | 5788 | 6.5 | 5.7 | 0.043 | 0.052 | 0.008 | 0.010 | |
| ANT 5 | Body & Hotspot | GFSK (BDR) | PLow Mode B | 5 | Front | 0 | 5788 | 6.5 | 5.7 | 0.001 | 0.001 | 0.001 | 0.001 | |
| ANT 5 | Hotspot | GFSK (BDR) | PLow Mode B | 5 | Edge Bottom | 0 | 5788 | 6.5 | 5.7 | 0.001 | 0.001 | 0.001 | 0.001 | |
| ANT 5 | Hotspot | GFSK (BDR) | PLow Mode B | 5 | Edge Left | 0 | 5788 | 6.5 | 5.7 | 0.006 | 0.007 | 0.001 | 0.001 | |
| Antenna | RF Exposure Condition | Mode | Power Mode | Dist (mm) | Test Position | Channel | Freq. (MHz) | Max Output Pwr (dBm) | Meas. (dBm) | 1-g Meas. (W/kg) | 1-g Scaled (W/kg) | 10-g Meas. (W/kg) | 10-g Scaled (W/kg) | Plot No. |
| ANT 6 | Head | GFSK (BDR) | PLow Mode A | 0 | Left Cheek | 0 | 5788 | 5.0 | 4.7 | 0.000 | 0.000 | 0.000 | 0.000 | |
| ANT 6 | Head | GFSK (BDR) | PLow Mode A | 0 | Left Tilt | 0 | 5788 | 5.0 | 4.7 | 0.005 | 0.005 | 0.001 | 0.001 | |
| ANT 6 | Head | GFSK (BDR) | PLow Mode A | 0 | Right Cheek | 0 | 5788 | 5.0 | 4.7 | 0.009 | 0.010 | 0.000 | 0.000 | |
| ANT 6 | Head | GFSK (BDR) | PLow Mode A | 0 | Right Tilt | 0 | 5788 | 5.0 | 4.7 | 0.003 | 0.003 | 0.000 | 0.000 | |
| ANT 6 | Body & Hotspot | GFSK (BDR) | PLow Mode B | 5 | Back | 0 | 5788 | 5.0 | 4.7 | 0.022 | 0.024 | 0.001 | 0.001 | |
| ANT 6 | Body & Hotspot | GFSK (BDR) | PLow Mode B | 5 | Front | 0 | 5788 | 5.0 | 4.7 | 0.000 | 0.000 | 0.000 | 0.000 | |
| ANT 6 | Hotspot | GFSK (BDR) | PLow Mode B | 5 | Edge Top | 0 | 5788 | 5.0 | 4.7 | 0.000 | 0.000 | 0.000 | 0.000 | |
| ANT 6 | Hotspot | GFSK (BDR) | PLow Mode B | 5 | Edge Left | 0 | 5788 | 5.0 | 4.7 | 0.012 | 0.013 | 0.000 | 0.000 | |

Notes:

Refer to §6.2 for Duty Cycle used for SAR testing.

10.42. MSS (Mobile Satellite Service)

| Antenna | RF Exposure Condition | Mode | Power Mode | Dist (mm) | Test Position | Channel | Freq. (MHz) | Duty Cycle (%) | Max Output Pwr (dBm) | Meas. (dBm) | 1-g Meas. (W/kg) | 1-g Scaled (W/kg) | 10-g Meas. (W/kg) | 10-g Scaled (W/kg) | Plot No. |
|---------|-----------------------|---------------|------------|-----------|---------------|---------|-------------|----------------|----------------------|-------------|------------------|-------------------|-------------------|--------------------|----------|
| ANT 1 | Body & Hotspot | 1-PRB SC-FDMA | Mode B | 5 | Back | 262391 | 1617.6 | 100.00% | 20.0 | 20.0 | 0.596 | 0.596 | 0.306 | 0.306 | 127 |
| ANT 1 | Body & Hotspot | 1-PRB SC-FDMA | Mode B | 5 | Front | 262391 | 1617.6 | 100.00% | 20.0 | 20.0 | 0.462 | 0.462 | 0.239 | 0.239 | |
| ANT 1 | Hotspot | 1-PRB SC-FDMA | Mode B | 5 | Edge Right | 262391 | 1617.6 | 100.00% | 20.0 | 20.0 | 0.197 | 0.197 | 0.095 | 0.095 | |
| ANT 1 | Hotspot | 1-PRB SC-FDMA | Mode B | 5 | Edge Bottom | 262316 | 1610.1 | 100.00% | 20.0 | 19.9 | 0.682 | 0.698 | 0.336 | 0.344 | |
| ANT 1 | Hotspot | 1-PRB SC-FDMA | Mode B | 5 | Edge Bottom | 262391 | 1617.6 | 100.00% | 20.0 | 20.0 | 0.737 | 0.737 | 0.358 | 0.358 | |
| ANT 1 | Hotspot | 1-PRB SC-FDMA | Mode B | 5 | Edge Bottom | 262466 | 1625.1 | 100.00% | 20.0 | 20.0 | 0.689 | 0.689 | 0.341 | 0.341 | |
| ANT 1 | Hotspot | 1-PRB SC-FDMA | Mode B | 5 | Edge Left | 262391 | 1617.6 | 100.00% | 20.0 | 20.0 | 0.053 | 0.053 | 0.025 | 0.025 | |
| Antenna | RF Exposure Condition | Mode | Power Mode | Dist (mm) | Test Position | Channel | Freq. (MHz) | Duty Cycle (%) | Max Output Pwr (dBm) | Meas. (dBm) | 1-g Meas. (W/kg) | 1-g Scaled (W/kg) | 10-g Meas. (W/kg) | 10-g Scaled (W/kg) | Plot No. |
| ANT 4 | Body & Hotspot | 1-PRB SC-FDMA | Mode B | 5 | Back | 262391 | 1617.6 | 100.00% | 21.5 | 21.3 | 0.487 | 0.510 | 0.266 | 0.279 | |
| ANT 4 | Body & Hotspot | 1-PRB SC-FDMA | Mode B | 5 | Front | 262391 | 1617.6 | 100.00% | 21.5 | 21.3 | 0.244 | 0.255 | 0.140 | 0.147 | |
| ANT 4 | Hotspot | 1-PRB SC-FDMA | Mode B | 5 | Edge Right | 262316 | 1610.1 | 100.00% | 21.5 | 21.3 | 0.650 | 0.681 | 0.337 | 0.353 | |
| ANT 4 | Hotspot | 1-PRB SC-FDMA | Mode B | 5 | Edge Right | 262391 | 1617.6 | 100.00% | 21.5 | 21.3 | 0.667 | 0.698 | 0.345 | 0.361 | |
| ANT 4 | Hotspot | 1-PRB SC-FDMA | Mode B | 5 | Edge Right | 262466 | 1625.1 | 100.00% | 21.5 | 21.3 | 0.706 | 0.739 | 0.365 | 0.382 | 128 |
| ANT 4 | Hotspot | 1-PRB SC-FDMA | Mode B | 5 | Edge Top | 262391 | 1617.6 | 100.00% | 21.5 | 21.3 | 0.297 | 0.311 | 0.145 | 0.152 | |

10.43. 802.15.4

| Antenna | RF Exposure Condition | Mode | Power Mode | Dist (mm) | Test Position | Channel | Freq. (MHz) | Duty Cycle (%) | Max Output Pwr (dBm) | Meas. (dBm) | 1-g Meas. (W/kg) | 1-g Scaled (W/kg) | 10-g Meas. (W/kg) | 10-g Scaled (W/kg) | Plot No. |
|---------|-----------------------|-------------------|---------------------|-----------|---------------|---------|-------------|----------------|----------------------|-------------|------------------|-------------------|-------------------|--------------------|----------|
| ANT 3 | Head | O-QPSK (802.15.4) | P Standalone Mode A | 0 | Left Cheek | Mid | 2440 | 60.00% | 21.0 | 19.4 | 0.000 | 0.000 | 0.000 | 0.000 | |
| ANT 3 | Head | O-QPSK (802.15.4) | P Standalone Mode A | 0 | Left Tilt | Mid | 2440 | 60.00% | 21.0 | 19.4 | 0.000 | 0.000 | 0.000 | 0.000 | |
| ANT 3 | Head | O-QPSK (802.15.4) | P Standalone Mode A | 0 | Right Cheek | Mid | 2440 | 60.00% | 21.0 | 19.4 | 0.000 | 0.000 | 0.000 | 0.000 | |
| ANT 3 | Head | O-QPSK (802.15.4) | P Standalone Mode A | 0 | Right Tilt | Mid | 2440 | 60.00% | 21.0 | 19.4 | 0.000 | 0.000 | 0.000 | 0.000 | |
| ANT 3 | Body & Hotspot | O-QPSK (802.15.4) | P Standalone Mode B | 5 | Back | Mid | 2440 | 60.00% | 21.0 | 19.4 | 0.013 | 0.011 | 0.005 | 0.003 | |
| ANT 3 | Body & Hotspot | O-QPSK (802.15.4) | P Standalone Mode B | 5 | Front | Mid | 2440 | 60.00% | 21.0 | 19.4 | 0.006 | 0.005 | 0.002 | 0.001 | |
| ANT 3 | Hotspot | O-QPSK (802.15.4) | P Standalone Mode B | 5 | Edge Bottom | Mid | 2440 | 60.00% | 21.0 | 19.4 | 0.000 | 0.000 | 0.000 | 0.000 | |
| ANT 3 | Hotspot | O-QPSK (802.15.4) | P Standalone Mode B | 5 | Edge Left | Mid | 2440 | 60.00% | 21.0 | 19.4 | 0.009 | 0.008 | 0.004 | 0.003 | |
| Antenna | RF Exposure Condition | Mode | Power Mode | Dist (mm) | Test Position | Channel | Freq. (MHz) | Duty Cycle (%) | Max Output Pwr (dBm) | Meas. (dBm) | 1-g Meas. (W/kg) | 1-g Scaled (W/kg) | 10-g Meas. (W/kg) | 10-g Scaled (W/kg) | Plot No. |
| ANT 4 | Head | O-QPSK (802.15.4) | P Standalone Mode A | 0 | Left Cheek | Mid | 2440 | 60.00% | 21.0 | 19.6 | 0.402 | 0.337 | 0.165 | 0.110 | 129 |
| ANT 4 | Head | O-QPSK (802.15.4) | P Standalone Mode A | 0 | Left Tilt | Mid | 2440 | 60.00% | 21.0 | 19.6 | 0.092 | 0.077 | 0.046 | 0.031 | |
| ANT 4 | Head | O-QPSK (802.15.4) | P Standalone Mode A | 0 | Right Cheek | Mid | 2440 | 60.00% | 21.0 | 19.6 | 0.082 | 0.069 | 0.043 | 0.029 | |
| ANT 4 | Head | O-QPSK (802.15.4) | P Standalone Mode A | 0 | Right Tilt | Mid | 2440 | 60.00% | 21.0 | 19.6 | 0.027 | 0.023 | 0.014 | 0.009 | |
| ANT 4 | Body & Hotspot | O-QPSK (802.15.4) | P Standalone Mode B | 5 | Back | Mid | 2440 | 60.00% | 21.0 | 19.6 | 0.401 | 0.336 | 0.166 | 0.110 | 130 |
| ANT 4 | Body & Hotspot | O-QPSK (802.15.4) | P Standalone Mode B | 5 | Front | Mid | 2440 | 60.00% | 21.0 | 19.6 | 0.157 | 0.132 | 0.070 | 0.047 | |
| ANT 4 | Hotspot | O-QPSK (802.15.4) | P Standalone Mode B | 5 | Edge Top | Mid | 2440 | 60.00% | 21.0 | 19.6 | 0.028 | 0.023 | 0.012 | 0.008 | |
| ANT 4 | Hotspot | O-QPSK (802.15.4) | P Standalone Mode B | 5 | Edge Right | Mid | 2440 | 60.00% | 21.0 | 19.6 | 0.358 | 0.300 | 0.150 | 0.100 | 131 |
| Antenna | RF Exposure Condition | Mode | Power Mode | Dist (mm) | Test Position | Channel | Freq. (MHz) | Duty Cycle (%) | Max Output Pwr (dBm) | Meas. (dBm) | 1-g Meas. (W/kg) | 1-g Scaled (W/kg) | 10-g Meas. (W/kg) | 10-g Scaled (W/kg) | Plot No. |
| ANT 3 | Head | O-QPSK (802.15.4) | P High Mode A | 0 | Left Cheek | Mid | 2440 | 60.00% | 20.0 | 19.4 | 0.000 | 0.000 | 0.000 | 0.000 | |
| ANT 3 | Head | O-QPSK (802.15.4) | P High Mode A | 0 | Left Tilt | Mid | 2440 | 60.00% | 20.0 | 19.4 | 0.000 | 0.000 | 0.000 | 0.000 | |
| ANT 3 | Head | O-QPSK (802.15.4) | P High Mode A | 0 | Right Cheek | Mid | 2440 | 60.00% | 20.0 | 19.4 | 0.000 | 0.000 | 0.000 | 0.000 | |
| ANT 3 | Head | O-QPSK (802.15.4) | P High Mode A | 0 | Right Tilt | Mid | 2440 | 60.00% | 20.0 | 19.4 | 0.000 | 0.000 | 0.000 | 0.000 | |
| ANT 3 | Body & Hotspot | O-QPSK (802.15.4) | P High Mode B | 5 | Back | Mid | 2440 | 60.00% | 19.0 | 18.3 | 0.011 | 0.008 | 0.004 | 0.003 | |
| ANT 3 | Body & Hotspot | O-QPSK (802.15.4) | P High Mode B | 5 | Front | Mid | 2440 | 60.00% | 19.0 | 18.3 | 0.005 | 0.004 | 0.002 | 0.001 | |
| ANT 3 | Hotspot | O-QPSK (802.15.4) | P High Mode B | 5 | Edge Bottom | Mid | 2440 | 60.00% | 19.0 | 18.3 | 0.000 | 0.000 | 0.000 | 0.000 | |
| ANT 3 | Hotspot | O-QPSK (802.15.4) | P High Mode B | 5 | Edge Left | Mid | 2440 | 60.00% | 19.0 | 18.3 | 0.004 | 0.003 | 0.002 | 0.001 | |
| Antenna | RF Exposure Condition | Mode | Power Mode | Dist (mm) | Test Position | Channel | Freq. (MHz) | Duty Cycle (%) | Max Output Pwr (dBm) | Meas. (dBm) | 1-g Meas. (W/kg) | 1-g Scaled (W/kg) | 10-g Meas. (W/kg) | 10-g Scaled (W/kg) | Plot No. |
| ANT 4 | Head | O-QPSK (802.15.4) | P High Mode A | 0 | Left Cheek | Mid | 2440 | 60.00% | 20.0 | 19.6 | 0.402 | 0.268 | 0.165 | 0.110 | |
| ANT 4 | Head | O-QPSK (802.15.4) | P High Mode A | 0 | Left Tilt | Mid | 2440 | 60.00% | 20.0 | 19.6 | 0.092 | 0.061 | 0.046 | 0.031 | |
| ANT 4 | Head | O-QPSK (802.15.4) | P High Mode A | 0 | Right Cheek | Mid | 2440 | 60.00% | 20.0 | 19.6 | 0.082 | 0.055 | 0.043 | 0.029 | |
| ANT 4 | Head | O-QPSK (802.15.4) | P High Mode A | 0 | Right Tilt | Mid | 2440 | 60.00% | 20.0 | 19.6 | 0.027 | 0.018 | 0.014 | 0.009 | |
| ANT 4 | Body & Hotspot | O-QPSK (802.15.4) | P High Mode B | 5 | Back | Mid | 2440 | 60.00% | 19.0 | 18.4 | 0.295 | 0.202 | 0.123 | 0.084 | |
| ANT 4 | Body & Hotspot | O-QPSK (802.15.4) | P High Mode B | 5 | Front | Mid | 2440 | 60.00% | 19.0 | 18.4 | 0.119 | 0.082 | 0.053 | 0.036 | |
| ANT 4 | Hotspot | O-QPSK (802.15.4) | P High Mode B | 5 | Edge Top | Mid | 2440 | 60.00% | 19.0 | 18.4 | 0.019 | 0.013 | 0.007 | 0.005 | |
| ANT 4 | Hotspot | O-QPSK (802.15.4) | P High Mode B | 5 | Edge Right | Mid | 2440 | 60.00% | 19.0 | 18.4 | 0.303 | 0.208 | 0.126 | 0.086 | |

| Antenna | RF Exposure Condition | Mode | Power Mode | Dist (mm) | Test Position | Channel | Freq. (MHz) | Duty Cycle (%) | Max Output Pwr (dBm) | Meas. (dBm) | 1-g Meas. (W/kg) | 1-g Scaled (W/kg) | 10-g Meas. (W/kg) | 10-g Scaled (W/kg) | Plot No. |
|---------|-----------------------|-------------------|--------------|-----------|---------------|---------|-------------|----------------|----------------------|-------------|------------------|-------------------|-------------------|--------------------|----------|
| ANT 3 | Head | O-QPSK (802.15.4) | P Mid Mode A | 0 | Left Cheek | Mid | 2440 | 60.00% | 16.0 | 15.8 | 0.001 | 0.001 | 0.000 | 0.000 | |
| ANT 3 | Head | O-QPSK (802.15.4) | P Mid Mode A | 0 | Left Tilt | Mid | 2440 | 60.00% | 16.0 | 15.8 | 0.001 | 0.001 | 0.000 | 0.000 | |
| ANT 3 | Head | O-QPSK (802.15.4) | P Mid Mode A | 0 | Right Cheek | Mid | 2440 | 60.00% | 16.0 | 15.8 | 0.001 | 0.001 | 0.000 | 0.000 | |
| ANT 3 | Head | O-QPSK (802.15.4) | P Mid Mode A | 0 | Right Tilt | Mid | 2440 | 60.00% | 16.0 | 15.8 | 0.000 | 0.000 | 0.000 | 0.000 | |
| ANT 3 | Body & Hotspot | O-QPSK (802.15.4) | P Mid Mode B | 5 | Back | Mid | 2440 | 60.00% | 13.0 | 12.6 | 0.003 | 0.002 | 0.000 | 0.000 | |
| ANT 3 | Body & Hotspot | O-QPSK (802.15.4) | P Mid Mode B | 5 | Front | Mid | 2440 | 60.00% | 13.0 | 12.6 | 0.001 | 0.001 | 0.000 | 0.000 | |
| ANT 3 | Hotspot | O-QPSK (802.15.4) | P Mid Mode B | 5 | Edge Bottom | Mid | 2440 | 60.00% | 13.0 | 12.6 | 0.001 | 0.001 | 0.000 | 0.000 | |
| ANT 3 | Hotspot | O-QPSK (802.15.4) | P Mid Mode B | 5 | Edge Left | Mid | 2440 | 60.00% | 13.0 | 12.6 | 0.001 | 0.001 | 0.000 | 0.000 | |
| Antenna | RF Exposure Condition | Mode | Power Mode | Dist (mm) | Test Position | Channel | Freq. (MHz) | Duty Cycle (%) | Max Output Pwr (dBm) | Meas. (dBm) | 1-g Meas. (W/kg) | 1-g Scaled (W/kg) | 10-g Meas. (W/kg) | 10-g Scaled (W/kg) | Plot No. |
| ANT 4 | Head | O-QPSK (802.15.4) | P Mid Mode A | 0 | Left Cheek | Mid | 2440 | 60.00% | 14.0 | 14.0 | 0.024 | 0.014 | 0.009 | 0.005 | |
| ANT 4 | Head | O-QPSK (802.15.4) | P Mid Mode A | 0 | Left Tilt | Mid | 2440 | 60.00% | 14.0 | 14.0 | 0.004 | 0.002 | 0.001 | 0.001 | |
| ANT 4 | Head | O-QPSK (802.15.4) | P Mid Mode A | 0 | Right Cheek | Mid | 2440 | 60.00% | 14.0 | 14.0 | 0.006 | 0.004 | 0.002 | 0.001 | |
| ANT 4 | Head | O-QPSK (802.15.4) | P Mid Mode A | 0 | Right Tilt | Mid | 2440 | 60.00% | 14.0 | 14.0 | 0.001 | 0.001 | 0.000 | 0.000 | |
| ANT 4 | Body & Hotspot | O-QPSK (802.15.4) | P Mid Mode B | 5 | Back | Mid | 2440 | 60.00% | 13.0 | 12.9 | 0.030 | 0.018 | 0.012 | 0.007 | |
| ANT 4 | Body & Hotspot | O-QPSK (802.15.4) | P Mid Mode B | 5 | Front | Mid | 2440 | 60.00% | 13.0 | 12.9 | 0.012 | 0.007 | 0.004 | 0.002 | |
| ANT 4 | Hotspot | O-QPSK (802.15.4) | P Mid Mode B | 5 | Edge Top | Mid | 2440 | 60.00% | 13.0 | 12.9 | 0.000 | 0.000 | 0.000 | 0.000 | |
| ANT 4 | Hotspot | O-QPSK (802.15.4) | P Mid Mode B | 5 | Edge Right | Mid | 2440 | 60.00% | 13.0 | 12.9 | 0.027 | 0.017 | 0.010 | 0.006 | |
| Antenna | RF Exposure Condition | Mode | Power Mode | Dist (mm) | Test Position | Channel | Freq. (MHz) | Duty Cycle (%) | Max Output Pwr (dBm) | Meas. (dBm) | 1-g Meas. (W/kg) | 1-g Scaled (W/kg) | 10-g Meas. (W/kg) | 10-g Scaled (W/kg) | Plot No. |
| ANT 3 | Head | O-QPSK (802.15.4) | P Low Mode A | 0 | Left Cheek | Mid | 2440 | 60.00% | 12.5 | 12.2 | 0.001 | 0.001 | 0.000 | 0.000 | |
| ANT 3 | Head | O-QPSK (802.15.4) | P Low Mode A | 0 | Left Tilt | Mid | 2440 | 60.00% | 12.5 | 12.2 | 0.001 | 0.001 | 0.000 | 0.000 | |
| ANT 3 | Head | O-QPSK (802.15.4) | P Low Mode A | 0 | Right Cheek | Mid | 2440 | 60.00% | 12.5 | 12.2 | 0.001 | 0.001 | 0.000 | 0.000 | |
| ANT 3 | Head | O-QPSK (802.15.4) | P Low Mode A | 0 | Right Tilt | Mid | 2440 | 60.00% | 12.5 | 12.2 | 0.001 | 0.001 | 0.000 | 0.000 | |
| ANT 3 | Body & Hotspot | O-QPSK (802.15.4) | P Low Mode B | 5 | Back | Mid | 2440 | 60.00% | 12.5 | 12.2 | 0.001 | 0.001 | 0.000 | 0.000 | |
| ANT 3 | Body & Hotspot | O-QPSK (802.15.4) | P Low Mode B | 5 | Front | Mid | 2440 | 60.00% | 12.5 | 12.2 | 0.001 | 0.001 | 0.000 | 0.000 | |
| ANT 3 | Hotspot | O-QPSK (802.15.4) | P Low Mode B | 5 | Edge Bottom | Mid | 2440 | 60.00% | 12.5 | 12.2 | 0.001 | 0.001 | 0.000 | 0.000 | |
| ANT 3 | Hotspot | O-QPSK (802.15.4) | P Low Mode B | 5 | Edge Left | Mid | 2440 | 60.00% | 12.5 | 12.2 | 0.001 | 0.001 | 0.000 | 0.000 | |
| Antenna | RF Exposure Condition | Mode | Power Mode | Dist (mm) | Test Position | Channel | Freq. (MHz) | Duty Cycle (%) | Max Output Pwr (dBm) | Meas. (dBm) | 1-g Meas. (W/kg) | 1-g Scaled (W/kg) | 10-g Meas. (W/kg) | 10-g Scaled (W/kg) | Plot No. |
| ANT 4 | Head | O-QPSK (802.15.4) | P Low Mode A | 0 | Left Cheek | Mid | 2440 | 60.00% | 11.0 | 9.7 | 0.023 | 0.019 | 0.009 | 0.007 | |
| ANT 4 | Head | O-QPSK (802.15.4) | P Low Mode A | 0 | Left Tilt | Mid | 2440 | 60.00% | 11.0 | 9.7 | 0.004 | 0.003 | 0.002 | 0.002 | |
| ANT 4 | Head | O-QPSK (802.15.4) | P Low Mode A | 0 | Right Cheek | Mid | 2440 | 60.00% | 11.0 | 9.7 | 0.005 | 0.004 | 0.002 | 0.002 | |
| ANT 4 | Head | O-QPSK (802.15.4) | P Low Mode A | 0 | Right Tilt | Mid | 2440 | 60.00% | 11.0 | 9.7 | 0.001 | 0.001 | 0.000 | 0.000 | |
| ANT 4 | Body & Hotspot | O-QPSK (802.15.4) | P Low Mode B | 5 | Back | Mid | 2440 | 60.00% | 11.0 | 9.7 | 0.027 | 0.022 | 0.011 | 0.009 | |
| ANT 4 | Body & Hotspot | O-QPSK (802.15.4) | P Low Mode B | 5 | Front | Mid | 2440 | 60.00% | 11.0 | 9.7 | 0.011 | 0.009 | 0.004 | 0.003 | |
| ANT 4 | Hotspot | O-QPSK (802.15.4) | P Low Mode B | 5 | Edge Top | Mid | 2440 | 60.00% | 11.0 | 9.7 | 0.001 | 0.001 | 0.000 | 0.000 | |
| ANT 4 | Hotspot | O-QPSK (802.15.4) | P Low Mode B | 5 | Edge Right | Mid | 2440 | 60.00% | 11.0 | 9.7 | 0.030 | 0.024 | 0.011 | 0.009 | |

Notes:
 SAR Testing was performed at 100% Duty Cycle. Reported SAR is scaled down to 60% Duty Cycle to match actual transmission.

10.44. 802.15.4ab - NB

| Antenna | RF Exposure Condition | Mode | Power Mode | Dist (mm) | Test Position | Channel | Freq. (MHz) | Max Output Pwr (dBm) | Meas. (dBm) | 1-g Meas. (W/kg) | 1-g Scaled (W/kg) | 10-g Meas. (W/kg) | 10-g Scaled (W/kg) | Plot No. |
|---------|-----------------------|---------------------|------------|-----------|---------------|---------|-------------|----------------------|-------------|------------------|-------------------|-------------------|--------------------|----------|
| ANT 5 | Head | O-QPSK (802.15.4ab) | Mode A | 0 | Left Cheek | Mid | 5786.25 | 20.0 | 19.9 | 0.000 | 0.000 | 0.000 | 0.000 | |
| ANT 5 | Head | O-QPSK (802.15.4ab) | Mode A | 0 | Left Tilt | Mid | 5786.25 | 20.0 | 19.9 | 0.000 | 0.000 | 0.000 | 0.000 | |
| ANT 5 | Head | O-QPSK (802.15.4ab) | Mode A | 0 | Right Cheek | Mid | 5786.25 | 20.0 | 19.9 | 0.000 | 0.000 | 0.000 | 0.000 | |
| ANT 5 | Head | O-QPSK (802.15.4ab) | Mode A | 0 | Right Tilt | Mid | 5786.25 | 20.0 | 19.9 | 0.000 | 0.000 | 0.000 | 0.000 | |
| ANT 5 | Body & Hotspot | O-QPSK (802.15.4ab) | Mode B | 5 | Back | Mid | 5786.25 | 18.5 | 18.0 | 0.066 | 0.075 | 0.019 | 0.022 | 132 |
| ANT 5 | Body & Hotspot | O-QPSK (802.15.4ab) | Mode B | 5 | Front | Mid | 5786.25 | 18.5 | 18.0 | 0.000 | 0.000 | 0.000 | 0.000 | |
| ANT 5 | Hotspot | O-QPSK (802.15.4ab) | Mode B | 5 | Edge Bottom | Mid | 5786.25 | 18.5 | 18.0 | 0.000 | 0.000 | 0.000 | 0.000 | |
| ANT 5 | Hotspot | O-QPSK (802.15.4ab) | Mode B | 5 | Edge Left | Mid | 5786.25 | 18.5 | 18.0 | 0.000 | 0.000 | 0.000 | 0.000 | |
| Antenna | RF Exposure Condition | Mode | Power Mode | Dist (mm) | Test Position | Channel | Freq. (MHz) | Max Output Pwr (dBm) | Meas. (dBm) | 1-g Meas. (W/kg) | 1-g Scaled (W/kg) | 10-g Meas. (W/kg) | 10-g Scaled (W/kg) | Plot No. |
| ANT 6 | Head | O-QPSK (802.15.4ab) | Mode A | 0 | Left Cheek | Mid | 5786.25 | 18.5 | 17.5 | 0.005 | 0.006 | 0.000 | 0.000 | |
| ANT 6 | Head | O-QPSK (802.15.4ab) | Mode A | 0 | Left Tilt | Mid | 5786.25 | 18.5 | 17.5 | 0.005 | 0.006 | 0.000 | 0.000 | |
| ANT 6 | Head | O-QPSK (802.15.4ab) | Mode A | 0 | Right Cheek | Mid | 5786.25 | 18.5 | 17.5 | 0.026 | 0.034 | 0.005 | 0.007 | 133 |
| ANT 6 | Head | O-QPSK (802.15.4ab) | Mode A | 0 | Right Tilt | Mid | 5786.25 | 18.5 | 17.5 | 0.011 | 0.014 | 0.001 | 0.001 | |
| ANT 6 | Body & Hotspot | O-QPSK (802.15.4ab) | Mode B | 5 | Back | Mid | 5786.25 | 19.0 | 18.3 | 0.027 | 0.032 | 0.004 | 0.005 | |
| ANT 6 | Body & Hotspot | O-QPSK (802.15.4ab) | Mode B | 5 | Front | Mid | 5786.25 | 19.0 | 18.3 | 0.007 | 0.008 | 0.002 | 0.002 | |
| ANT 6 | Hotspot | O-QPSK (802.15.4ab) | Mode B | 5 | Edge Top | Mid | 5786.25 | 19.0 | 18.3 | 0.003 | 0.004 | 0.000 | 0.000 | 134 |
| ANT 6 | Hotspot | O-QPSK (802.15.4ab) | Mode B | 5 | Edge Left | Mid | 5786.25 | 19.0 | 18.3 | 0.003 | 0.004 | 0.000 | 0.000 | |

Notes:

Refer to §6.2 for Duty Cycle used for SAR testing.

10.45. NFC

| Antenna | RF Exposure Conditions | Mode | Dist. (mm) | Test Position | Freq. (MHz) | 1-g Meas. (W/kg) | 10-g Meas. (W/kg) | Plot No. |
|---------------|------------------------|--------|------------|---------------|-------------|------------------|-------------------|----------|
| Primary Ant | Extremity | Type A | 0 | Rear | 13.56 | 0.005 | 0.002 | |
| | | | | Front | 13.56 | 0.008 | 0.003 | |
| | | | | Edge Top | 13.56 | 0.016 | 0.005 | 135 |
| | | | | Edge Left | 13.56 | 0.003 | 0.000 | |
| Antenna | RF Exposure Conditions | Mode | Dist. (mm) | Test Position | Freq. (MHz) | 1-g Meas. (W/kg) | 10-g Meas. (W/kg) | Plot No. |
| Secondary Ant | Extremity | Type A | 0 | Rear | 13.56 | 0.001 | 0.000 | |
| | | | | Front | 13.56 | 0.000 | 0.000 | |
| | | | | Edge Right | 13.56 | 0.000 | 0.000 | |
| | | | | Edge Left | 13.56 | 0.000 | 0.000 | |

10.46. SAR Results at 25 mm

Additional testing at 25 mm separation distance was performed at Max Output power as requested by the FCC. SAR testing was performed on up to three Cellular bands: one Low Band (below 1 GHz), one Mid/High Band (1 GHz – 3 GHz), and one Ultra High Band (above 3 GHz). Tests performed were determined by the greatest delta between Mode B Power and Max Output power. If there was no delta between Mode B and Max Output power, then testing was deemed unnecessary since the 5mm results are more conservative. The RF exposure condition with the worst-case SAR value was tested.

| Technology | Band | Antenna | RF Exposure Condition | Mode | Power Mode | Dist (mm) | Test Position | Channel | Freq. (MHz) | RB Allocation | RB Offset | Duty Cycle (%) | Max Output Pwr (dBm) | Meas. (dBm) | 1-g Meas. (W/kg) | 1-g Scaled (W/kg) | 10-g Meas. (W/kg) | 10-g Scaled (W/kg) | Plot No. |
|------------|-----------------|---------|-----------------------|--------------------|------------------|-----------|---------------|---------|-------------|---------------|-----------|----------------|----------------------|-------------|------------------|-------------------|-------------------|--------------------|----------|
| LTE | 14 | 2 | Body & Hotspot | QPSK | Max Output Power | 25 | Back | 23330 | 793.0 | 1 | 25 | | 24.7 | 23.7 | 0.115 | 0.145 | 0.089 | 0.112 | 136 |
| NR | n77 PC3 Block A | 9 | Body & Hotspot | DFTs OFDM 1/2 BPSK | Max Output Power | 25 | Back | 633332 | 3499.98 | 1 | 136 | | 25.7 | 25.1 | 0.277 | 0.318 | 0.139 | 0.160 | 137 |
| MSS | L-Band | 1 | Hotspot | DFTs OFDM 1/2 BPSK | Max Output Power | 25 | Bottom | 282391 | 1617.6 | | | 100% | 28.0 | 27.9 | 0.419 | 0.429 | 0.266 | 0.272 | 138 |

11. SAR Measurement Variability

In accordance with published RF Exposure KDB 865664 D01 SAR measurement 100 MHz to 6 GHz. These additional measurements are repeated after the completion of all measurements requiring the same head or body tissue-equivalent medium in a frequency band. The test device should be returned to ambient conditions (normal room temperature) with the battery fully charged before it is re-mounted on the device holder for the repeated measurement(s) to minimize any unexpected variations in the repeated results.

- 1) Repeated measurement is not required when the original highest measured SAR is < 0.8 or 2 W/kg (1-g or 10-g respectively); steps 2) through 4) do not apply.
- 2) When the original highest measured SAR is ≥ 0.8 or 2 W/kg (1-g or 10-g respectively), repeat that measurement once.
- 3) Perform a second repeated measurement only if the **ratio of largest to smallest SAR** for the original and first repeated measurements is > 1.20 or when the original or repeated measurement is ≥ 1.45 or 3.6 W/kg ($\sim 10\%$ from the 1-g or 10-g respective SAR limit).
- 4) Perform a third repeated measurement only if the original, first, or second repeated measurement is ≥ 1.5 or 3.75 W/kg (1-g or 10-g respectively) and the ratio of largest to smallest SAR for the original, first and second repeated measurements is > 1.20 .

| Frequency Band (MHz) | Air Interface | RF Exposure Conditions | Test Position | Repeated SAR (Yes/No) | Highest Measured SAR (W/kg) | First Repeated | | Second Repeated | | Third Repeated |
|----------------------|--------------------|------------------------|---------------|-----------------------|-----------------------------|---------------------|-------------------------------|---------------------|-------------------------------|---------------------|
| | | | | | | Measured SAR (W/kg) | Largest to Smallest SAR Ratio | Measured SAR (W/kg) | Largest to Smallest SAR Ratio | Measured SAR (W/kg) |
| 850 | WCDMA Band V | Body & Hotspot | Back | Yes | 0.825 | 0.765 | 1.08 | N/A | N/A | N/A |
| 1700 | FR1 n70 | Head | Right Tilt | Yes | 0.908 | 0.866 | 1.05 | N/A | N/A | N/A |
| 1900 | WCDMA Band II | Hotspot | Edge Top | Yes | 0.903 | 0.875 | 1.03 | N/A | N/A | N/A |
| 2300 | LTE Band 30 | Hotspot | Edge Left | Yes | 0.896 | 0.822 | 1.09 | N/A | N/A | N/A |
| 2400 | Wi-Fi 802.11b/g/n | Hotspot | Edge Right | Yes | 0.961 | 0.946 | 1.02 | N/A | N/A | N/A |
| 2500 | LTE Band 7 | Hotspot | Edge Right | No | 0.926 | 0.902 | 1.03 | N/A | N/A | N/A |
| 2600 | LTE Band 41 | Hotspot | Edge Right | Yes | 0.898 | 0.805 | 1.12 | N/A | N/A | N/A |
| 3600 | LTE Band 48 | Body & Hotspot | Back | Yes | 0.919 | 0.832 | 1.10 | N/A | N/A | N/A |
| 5300 | Wi-Fi 802.11a/n/ac | Head | Right Cheek | Yes | 0.840 | 0.764 | 1.10 | N/A | N/A | N/A |
| 5500 | Wi-Fi 802.11a/n/ac | Body & Hotspot | Back | Yes | 0.906 | 0.903 | 1.00 | N/A | N/A | N/A |
| 5800 | NB U-NII 3 | Body & Hotspot | Back | Yes | 1.050 | 1.01 | 1.04 | N/A | N/A | N/A |

Note(s):

Repeated measurement is not required since the original highest measured SAR is < 0.8 W/kg (1-g) or 2 W/kg (10-g) .

12. Simultaneous Transmission Conditions

KDB 447498 D01 General RF Exposure Guidance provides two procedures for determining simultaneous transmission SAR test exclusion: Sum of SAR and SAR to Peak Location Ratio (SPLSR)

Sum of SAR

To qualify for simultaneous transmission SAR test exclusion based upon Sum of SAR the sum of the reported standalone SARs for all simultaneously transmitting antennas shall be below the applicable standalone SAR limit. If the sum of the SARs is above the applicable limit then simultaneous transmission SAR test exclusion may still apply if the requirements of the SAR to Peak Location Ratio (SPLSR) evaluation are met.

SAR to Peak Location Ratio (SPLSR)

KDB 447498 D01 General RF Exposure Guidance explains how to calculate the SAR to Peak Location Ratio (SPLSR) between pairs of simultaneously transmitting antennas:

$$SPLSR = (SAR_1 + SAR_2)^{1.5} / R_i$$

Where:

SAR₁ is the highest reported or estimated SAR for the first of a pair of simultaneous transmitting antennas, in a specific test operating mode and exposure condition

SAR₂ is the highest reported or estimated SAR for the second of a pair of simultaneous transmitting antennas, in the same test operating mode and exposure condition as the first

R_i is the separation distance between the pair of simultaneous transmitting antennas. When the SAR is measured, for both antennas in the pair, it is determined by the actual x, y and z coordinates in the 1-g SAR for each SAR peak location, based on the extrapolated and interpolated result in the zoom scan measurement, using the formula of $[(x_1-x_2)^2 + (y_1-y_2)^2 + (z_1-z_2)^2]$

In order for a pair of simultaneous transmitting antennas with the sum of 1-g SAR > 1.6 W/kg to qualify for exemption from Simultaneous Transmission SAR measurements, it has to satisfy the condition of:

$$(SAR_1 + SAR_2)^{1.5} / R_i \leq 0.04$$

When an individual antenna transmits at on two bands simultaneously, the sum of the highest *reported* SAR for the frequency bands should be used to determine **SAR₁** or **SAR₂**. When SPLSR is necessary, the smallest distance between the peak SAR locations for the antenna pair with respect to the peaks from each antenna should be used.

The antennas in all antenna pairs that do not qualify for simultaneous transmission SAR test exclusion must be tested for SAR compliance, according to the enlarged zoom scan and volume scan post-processing procedures in KDB Publication 865664 D01

Simultaneous transmission SAR measurement

When simultaneous transmission SAR measurements are required in different frequency bands not covered by a single probe calibration point then separate tests for each frequency band are performed. The tests are performed using enlarged zoom scans which are processed, by means of superposition, using the DASY volume scan post-processing procedures to determine the 1-g SAR for the aggregate SAR distribution.

The spatial resolution used for all enlarged zoom scans is the same as used for the most stringent zoom scans. I.E. the scan parameters required for the highest frequency assessed are used for all enlarged zoom scans. The scans cover the complete area of the device to ensure all transmitting antennas and radiating structures are assessed.

DASY provides the ability to perform Multiband Evaluations according to the latest standards using the Volume Scan job as well as appropriate routines for the post-processing.

In order to extract and process measurements within different frequency bands, the SEMCAD X Post-processor performs the combination and subsequent superposition of these measurement data via DASY = Combined MultiBand Averaged SAR.

Combined Multi Band Averaged SAR allows - in addition to the data extraction - an evaluation of the 1 g, 10 g and/or arbitrary averaged mass SAR.

Power Scaling Factor is used to allow the volume scans to be scaled by a value other than "1", this is important when the results need to be scaled to different maximum power levels. The Power Scaling Factor is applied to each

individual point of the scan. When power scaling is used in multi-band combinations the scaling factor is applied to each individual point of the first scan, the second factor is then applied to each individual point of the second scan and so on. The scans are then combined.

Simultaneous transmission SAR Exclusion

According to KDB 248227 D01, simultaneous SAR provisions in KDB 447498 D01 apply to determine simultaneous transmission SAR test exclusion for Wi-Fi MIMO. If the sum of 1-g single transmission chain SAR measurements is <1.6W/kg and/or the MIMO output power is equal or less than a single chain, then no additional SAR measurements for simultaneously at the specified maximum output power of MIMO operation.

When antennas are spatially separated to the extent that SAR distributions do not overlap and can be treated independently, SAR compliance for simultaneous transmission is determined separately for each individual antenna.

In Airplay mode, the device uses same power and power control mechanism as Wi-Fi. Airplay is not supported in hotspot mode. Airplay utilize the same 802.11 modes, modulation, MIMO, Channel Bandwidth, etc. as Wi-Fi does. Therefore Airplay usage is categorized by the Wi-Fi SAR testing contained in Section 10.

The simultaneous transmission possibilities for this device are listed as below.

| RF Exposure Condition | Capable Transmit Configurations | | | | | | Item | | | |
|--|--|---|----------------|---|--------------------------------|------------------------------|-------------------------------|-------------------------------|----------------|----|
| Head Body Worn Accessory Hotspot | WWAN & 5G OFF (CELLULAR ANTENNAS OFF) | + | Wi-Fi 2.4 GHz | | + | NB UNII (P _{High}) | 1 | | | |
| | | + | Wi-Fi 2.4 GHz | | + | NB UNII (P _{Mid}) | 2 | | | |
| | | + | Wi-Fi 2.4 GHz | | | | + | 802.15.4 ab NB | 3 | |
| | | + | Wi-Fi 5 GHz/6E | + | Bluetooth (P _{High}) | | | 4 | | |
| | | + | Wi-Fi 5 GHz/6E | + | Bluetooth (P _{Mid}) | | | 5 | | |
| | | + | Wi-Fi 5 GHz/6E | | | + | 802.15.4 (P _{High}) | 6 | | |
| | | + | Wi-Fi 5 GHz/6E | | | + | 802.15.4 (P _{Mid}) | 7 | | |
| | | + | Wi-Fi 5 GHz/6E | | | | + | 802.15.4 ab NB | 8 | |
| | | + | Wi-Fi 5 GHz/6E | + | Bluetooth (P _{High}) | | + | 802.15.4 ab NB | 9 | |
| | | + | Wi-Fi 5 GHz/6E | + | Bluetooth (P _{Mid}) | | + | 802.15.4 ab NB | 10 | |
| | | + | Wi-Fi 5 GHz/6E | | | + | 802.15.4 (P _{High}) | + | 802.15.4 ab NB | 11 |
| | | + | Wi-Fi 5 GHz/6E | | | + | 802.15.4 (P _{Mid}) | + | 802.15.4 ab NB | 12 |
| | WWAN & 5G ON (CELLULAR ANTENNAS ON) | + | Wi-Fi 2.4 GHz | | | | | 13 | | |
| | | | | + | Bluetooth (P _{High}) | | | 14 | | |
| | | | | | | + | NB UNII (P _{High}) | 15 | | |
| | | | | | | | + | 802.15.4 (P _{High}) | 16 | |
| | | | | | | | + | 802.15.4 ab NB | 17 | |
| | | + | Wi-Fi 2.4 GHz | | + | NB UNII (P _{Low}) | | 18 | | |
| | | + | Wi-Fi 2.4 GHz | | | | + | 802.15.4 ab NB | 19 | |
| | | | | + | Bluetooth (P _{High}) | | + | 802.15.4 ab NB | 20 | |
| | | | | | | + | 802.15.4 (P _{High}) | + | 802.15.4 ab NB | 21 |
| | | + | Wi-Fi 5 GHz/6E | | | | | 22 | | |
| | | + | Wi-Fi 5 GHz/6E | + | Bluetooth (P _{Low}) | | | 23 | | |
| | | + | Wi-Fi 5 GHz/6E | | | + | 802.15.4 (P _{Low}) | 24 | | |
| | | + | Wi-Fi 5 GHz/6E | | | | + | 802.15.4 ab NB | 25 | |
| | | + | Wi-Fi 5 GHz/6E | + | Bluetooth (P _{Low}) | | + | 802.15.4 ab NB | 26 | |
| | | + | Wi-Fi 5 GHz/6E | | | + | 802.15.4 (P _{Low}) | + | 802.15.4 ab NB | 27 |

Note(s):

- Wi-Fi 2.4GHz & Bluetooth cannot transmit simultaneously.
- Wi-Fi 2.4GHz & Wi-Fi 5GHz cannot transmit simultaneously.
- NB UNII can only transmit simultaneously with Wi-Fi 2.4GHz.
- 802.15.4ab-NB cannot transmit simultaneously with NB UNII.
- 802.15.4ab-NB cannot transmit simultaneously on ANT 5 and ANT 6.
- Only Wi-Fi 2.4GHz, Wi-Fi 5GHz, Wi-Fi 6E support MIMO transmission.
- Wi-Fi 2.4/5/6E Power State 1: 802.15.4ab-NB_{OFF} | P_{Mid} | CELL_{OFF}
- Wi-Fi 2.4/5/6E Power State 2: 802.15.4ab-NB_{ON} | P_{Mid} | CELL_{OFF}
- Wi-Fi 2.4/5/6E Power State 3: 802.15.4ab-NB_{OFF} | P_{High} | CELL_{OFF}
- Wi-Fi 2.4/5/6E Power State 4: 802.15.4ab-NB_{OFF} | P_{Low} | CELL_{ON}
- Wi-Fi 2.4/5/6E Power State 5: 802.15.4ab-NB_{ON} | P_{High} | CELL_{OFF}
- Wi-Fi 2.4/5/6E Power State 6: 802.15.4ab-NB_{ON} | P_{Low} | CELL_{ON}
- Bluetooth/NB UNII/802.15.4: P_{Low} is used when both Wi-Fi and WWAN antennas are active.
- Bluetooth/NB UNII/802.15.4: P_{Mid} is used when Wi-Fi antenna is active and WWAN antenna is inactive. P_{Mid} power state occurs during Wi-Fi states 1/2.
- Bluetooth/NB UNII/802.15.4: P_{High} is used when Wi-Fi antenna is active and WWAN antenna is inactive or with Wi-Fi inactive and WWAN antenna is active. P_{High} power state occurs during Wi-Fi states 3/5.
- Bluetooth/NB UNII/802.15.4: P_{standalone} is used when Wi-Fi and WWAN antennas are inactive.
- Wi-Fi SISO mode SAR result can also represent for MIMO mode SAR and is used for MIMO mode simultaneous transmission analysis because antennas are not overlapping, and the MIMO mode maximum power is equal or less than SISO mode.
- 5G NR only supported NSA mode.
- For EN-DC mode, Qualcomm Smart Transmit algorithm in WWAN adds directly the time-averaged RF exposure from 4G(LTE) and time-averaged RF exposure from 5G NR. Smart Transmit algorithm controls the total RF exposure from both 4G and 5G NR to not exceed FCC limit. Therefore, simultaneous transmission compliance between 4G+5G NR operation is demonstrated in the Part 2 Report during algorithm validation. In Part 1 Report, simultaneous transmission compliance was evaluated individually with other Radios (WLAN or BT) using one of 4G or 5G NR.

12.1. WWAN Cell-off & Wi-Fi 2.4G Power State 1 & NB UNII

| RF Exposure conditions | Test Position | Standalone SAR (W/kg) | | | | Σ 1-g SAR (W/kg) | | | |
|------------------------|---------------|-------------------------------------|-------------------------------------|---|---|------------------|-------|-------|-------|
| | | 1 Wi-Fi 2.4G Pstate 1 ANT3 | 2 Wi-Fi 2.4G Pstate 1 ANT4 | 3 NB UNII (P _{Mid}) ANT5 | 4 NB UNII (P _{Mid}) ANT6 | 1+3 | 1+4 | 2+3 | 2+4 |
| Head | Left Cheek | 0.189 | 1.139 | 0.022 | 0.019 | 0.211 | 0.208 | 1.161 | 1.158 |
| | Left Tilt | 0.189 | 0.282 | 0.038 | 0.017 | 0.227 | 0.206 | 0.320 | 0.299 |
| | Right Cheek | 0.189 | 0.282 | 0.036 | 0.073 | 0.224 | 0.262 | 0.317 | 0.355 |
| | Right Tilt | 0.189 | 0.282 | 0.004 | 0.040 | 0.193 | 0.229 | 0.286 | 0.322 |
| Body-worn & Hotspot | Back | 1.116 | 0.896 | 0.092 | 0.074 | 1.208 | 1.190 | 0.988 | 0.970 |
| | Front | 0.511 | 0.575 | 0.001 | 0.016 | 0.512 | 0.527 | 0.576 | 0.591 |
| Hotspot | Edge Top | | 0.575 | | 0.014 | 0.000 | 0.014 | 0.575 | 0.589 |
| | Edge Right | | 1.118 | | | 0.000 | 0.000 | 1.118 | 1.118 |
| | Edge Bottom | 0.511 | | 0.001 | | 0.512 | 0.511 | 0.001 | 0.000 |
| | Edge Left | 0.987 | | 0.037 | 0.033 | 1.024 | 1.020 | 0.037 | 0.033 |

12.2. WWAN Cell-off & Wi-Fi 5G Power State 1 & BT & 802.15.4

| RF Exposure conditions | Test Position | Standalone SAR (W/kg) | | | | | | Σ 1-g SAR (W/kg) | | | | | | | |
|------------------------|---------------|-----------------------------------|-----------------------------------|--|--|--|--|------------------|-------|-------|-------|-------|-------|-------|-------|
| | | 1 Wi-Fi 5G Pstate 1 ANT5 | 2 Wi-Fi 5G Pstate 1 ANT6 | 3 BT (P _{Mid}) ANT3 | 4 BT (P _{Mid}) ANT4 | 5 802.15.4 (P _{Mid}) ANT3 | 6 802.15.4 (P _{Mid}) ANT4 | 1+3 | 1+4 | 2+3 | 2+4 | 1+5 | 1+6 | 2+5 | 2+6 |
| Head | Left Cheek | 0.107 | 0.426 | 0.042 | 0.162 | 0.001 | 0.014 | 0.149 | 0.269 | 0.468 | 0.588 | 0.107 | 0.121 | 0.426 | 0.440 |
| | Left Tilt | 0.107 | 0.426 | 0.010 | 0.031 | 0.001 | 0.002 | 0.117 | 0.138 | 0.436 | 0.457 | 0.107 | 0.109 | 0.426 | 0.428 |
| | Right Cheek | 0.107 | 1.097 | 0.016 | 0.032 | 0.001 | 0.004 | 0.123 | 0.139 | 1.113 | 1.129 | 0.107 | 0.110 | 1.097 | 1.100 |
| | Right Tilt | 0.107 | 0.930 | 0.013 | 0.007 | 0.000 | 0.001 | 0.120 | 0.114 | 0.943 | 0.937 | 0.107 | 0.107 | 0.930 | 0.931 |
| Body-worn & Hotspot | Back | 1.159 | 1.158 | 0.112 | 0.127 | 0.002 | 0.018 | 1.271 | 1.286 | 1.270 | 1.285 | 1.161 | 1.177 | 1.160 | 1.177 |
| | Front | 0.148 | 0.359 | 0.052 | 0.054 | 0.001 | 0.007 | 0.200 | 0.202 | 0.412 | 0.413 | 0.149 | 0.156 | 0.360 | 0.367 |
| Hotspot | Edge Top | | 0.359 | | 0.001 | | 0.000 | 0.000 | 0.001 | 0.359 | 0.361 | 0.000 | 0.000 | 0.359 | 0.359 |
| | Edge Right | | | | 0.107 | | 0.017 | 0.000 | 0.107 | 0.000 | 0.107 | 0.000 | 0.017 | 0.000 | 0.017 |
| | Edge Bottom | 0.148 | | 0.025 | | 0.001 | | 0.173 | 0.148 | 0.025 | 0.000 | 0.149 | 0.148 | 0.001 | 0.000 |
| | Edge Left | 0.571 | 0.890 | 0.103 | | 0.001 | | 0.674 | 0.571 | 0.993 | 0.890 | 0.572 | 0.571 | 0.891 | 0.890 |

12.3. WWAN Cell-off & Wi-Fi 2.4G Power State 2 & 802.15.4ab NB

| RF Exposure conditions | Test Position | Standalone SAR (W/kg) | | | | Σ 1-g SAR (W/kg) | | | |
|------------------------|---------------|-------------------------------------|-------------------------------------|----------------------------|----------------------------|------------------|-------|-------|-------|
| | | 1 Wi-Fi 2.4G Pstate 2 ANT3 | 2 Wi-Fi 2.4G Pstate 2 ANT4 | 3 802.15.4ab NB ANT5 | 4 802.15.4ab NB ANT6 | 1+3 | 1+4 | 2+3 | 2+4 |
| Head | Left Cheek | 0.189 | 1.139 | 0.000 | 0.006 | 0.189 | 0.195 | 1.139 | 1.145 |
| | Left Tilt | 0.189 | 0.282 | 0.000 | 0.006 | 0.189 | 0.195 | 0.282 | 0.288 |
| | Right Cheek | 0.189 | 0.282 | 0.000 | 0.034 | 0.189 | 0.223 | 0.282 | 0.316 |
| | Right Tilt | 0.189 | 0.282 | 0.000 | 0.014 | 0.189 | 0.203 | 0.282 | 0.296 |
| Body-worn & Hotspot | Back | 1.116 | 0.896 | 0.075 | 0.032 | 1.191 | 1.148 | 0.971 | 0.928 |
| | Front | 0.511 | 0.575 | 0.000 | 0.008 | 0.511 | 0.520 | 0.575 | 0.583 |
| Hotspot | Edge Top | | 0.575 | | 0.004 | 0.000 | 0.004 | 0.575 | 0.578 |
| | Edge Right | | 1.118 | | | 0.000 | 0.000 | 1.118 | 1.118 |
| | Edge Bottom | 0.511 | | 0.000 | | 0.511 | 0.511 | 0.000 | 0.000 |
| | Edge Left | 0.987 | | 0.000 | 0.004 | 0.987 | 0.991 | 0.000 | 0.004 |

12.4. WWAN Cell-off & Wi-Fi 5G Power State 2 & BT & 802.15.4ab NB

| RF Exposure conditions | Test Position | Standalone SAR (W/kg) | | | | | | Σ 1-g SAR (W/kg) | | | | | | | |
|------------------------|---------------|-----------------------------------|-----------------------------------|--|--|----------------------------|----------------------------|------------------|-------|-------|-------|-------|-------|-------|-------|
| | | 1 Wi-Fi 5G Pstate 2 ANT5 | 2 Wi-Fi 5G Pstate 2 ANT6 | 3 BT (P _{Mid}) ANT3 | 4 BT (P _{Mid}) ANT4 | 5 802.15.4ab NB ANT5 | 6 802.15.4ab NB ANT6 | 1+3+5 | 1+3+6 | 1+4+5 | 1+4+6 | 2+3+5 | 2+3+6 | 2+4+5 | 2+4+6 |
| Head | Left Cheek | 0.107 | 0.426 | 0.042 | 0.162 | 0.000 | 0.006 | 0.149 | 0.155 | 0.269 | 0.276 | 0.468 | 0.474 | 0.588 | 0.595 |
| | Left Tilt | 0.107 | 0.426 | 0.010 | 0.031 | 0.000 | 0.006 | 0.117 | 0.123 | 0.138 | 0.144 | 0.436 | 0.442 | 0.457 | 0.463 |
| | Right Cheek | 0.107 | 1.097 | 0.016 | 0.032 | 0.000 | 0.034 | 0.123 | 0.157 | 0.139 | 0.173 | 1.113 | 1.147 | 1.129 | 1.163 |
| | Right Tilt | 0.107 | 0.930 | 0.013 | 0.007 | 0.000 | 0.014 | 0.120 | 0.134 | 0.114 | 0.128 | 0.943 | 0.957 | 0.937 | 0.951 |
| Body-worn & Hotspot | Back | 1.159 | 1.158 | 0.112 | 0.127 | 0.075 | 0.032 | 1.346 | 1.303 | 1.361 | 1.318 | 1.345 | 1.302 | 1.360 | 1.317 |
| | Front | 0.148 | 0.359 | 0.052 | 0.054 | 0.000 | 0.008 | 0.201 | 0.209 | 0.202 | 0.211 | 0.412 | 0.420 | 0.414 | 0.422 |
| Hotspot | Edge Top | | 0.359 | | 0.001 | | 0.004 | 0.000 | 0.004 | 0.001 | 0.005 | 0.359 | 0.363 | 0.361 | 0.364 |
| | Edge Right | | | | 0.107 | | | 0.000 | 0.000 | 0.107 | 0.000 | 0.000 | 0.000 | 0.107 | 0.107 |
| | Edge Bottom | 0.148 | | 0.025 | | 0.000 | | 0.173 | 0.173 | 0.148 | 0.148 | 0.025 | 0.025 | 0.000 | 0.000 |
| | Edge Left | 0.571 | 0.890 | 0.103 | | 0.000 | 0.004 | 0.674 | 0.677 | 0.571 | 0.575 | 0.993 | 0.996 | 0.890 | 0.894 |

12.5. WWAN Cell-off & Wi-Fi 5G Power State 2 & 802.15.4 & 802.15.4ab NB

| RF Exposure conditions | Test Position | Standalone SAR (W/kg) | | | | | | Σ 1-g SAR (W/kg) | | | | | | | |
|------------------------|---------------|-----------------------------|-----------------------------|---|---|-------------------------|-------------------------|------------------|-------|-------|-------|-------|-------|-------|-------|
| | | 1 Wi-Fi 5G Pstate 2 ANT5 | 2 Wi-Fi 5G Pstate 2 ANT6 | 3 802.15.4 (P _{High}) ANT3 | 4 802.15.4 (P _{High}) ANT4 | 5 802.15.4ab NB ANT5 | 6 802.15.4ab NB ANT6 | 1+3+5 | 1+3+6 | 1+4+5 | 1+4+6 | 2+3+5 | 2+3+6 | 2+4+5 | 2+4+6 |
| Head | Left Cheek | 0.107 | 0.426 | 0.001 | 0.014 | 0.000 | 0.006 | 0.107 | 0.114 | 0.121 | 0.128 | 0.427 | 0.433 | 0.440 | 0.447 |
| | Left Tilt | 0.107 | 0.426 | 0.001 | 0.002 | 0.000 | 0.006 | 0.107 | 0.114 | 0.109 | 0.116 | 0.427 | 0.433 | 0.428 | 0.435 |
| | Right Cheek | 0.107 | 1.097 | 0.001 | 0.004 | 0.000 | 0.034 | 0.107 | 0.142 | 0.110 | 0.145 | 1.097 | 1.132 | 1.100 | 1.135 |
| | Right Tilt | 0.107 | 0.930 | 0.000 | 0.001 | 0.000 | 0.014 | 0.107 | 0.121 | 0.107 | 0.121 | 0.930 | 0.944 | 0.931 | 0.945 |
| Body-worn & Hotspot | Back | 1.159 | 1.158 | 0.002 | 0.018 | 0.075 | 0.032 | 1.236 | 1.193 | 1.252 | 1.210 | 1.235 | 1.192 | 1.252 | 1.209 |
| | Front | 0.148 | 0.359 | 0.001 | 0.007 | 0.000 | 0.008 | 0.149 | 0.157 | 0.156 | 0.164 | 0.360 | 0.368 | 0.367 | 0.375 |
| Hotspot | Edge Top | | 0.359 | | 0.000 | | 0.004 | 0.000 | 0.004 | 0.000 | 0.004 | 0.359 | 0.363 | 0.359 | 0.363 |
| | Edge Right | | | | 0.017 | | | 0.000 | 0.000 | 0.017 | 0.000 | 0.000 | 0.017 | 0.017 | 0.017 |
| | Edge Bottom | 0.148 | | 0.001 | | 0.000 | | 0.149 | 0.149 | 0.148 | 0.148 | 0.001 | 0.001 | 0.000 | 0.000 |
| | Edge Left | 0.571 | 0.890 | 0.001 | | 0.000 | 0.004 | 0.572 | 0.575 | 0.571 | 0.575 | 0.891 | 0.894 | 0.890 | 0.894 |

12.6. WWAN Cell-off & Wi-Fi 2.4G Power State 3 & NB UNII

| RF Exposure conditions | Test Position | Standalone SAR (W/kg) | | | | Σ 1-g SAR (W/kg) | | | |
|------------------------|---------------|-------------------------------|-------------------------------|--|--|------------------|-------|-------|-------|
| | | 1 Wi-Fi 2.4G Pstate 3 ANT3 | 2 Wi-Fi 2.4G Pstate 3 ANT4 | 3 NB UNII (P _{High}) ANT5 | 4 NB UNII (P _{High}) ANT6 | 1+3 | 1+4 | 2+3 | 2+4 |
| Head | Left Cheek | 0.189 | 1.139 | 0.022 | 0.111 | 0.211 | 0.300 | 1.161 | 1.250 |
| | Left Tilt | 0.189 | 0.282 | 0.038 | 0.108 | 0.227 | 0.296 | 0.320 | 0.389 |
| | Right Cheek | 0.189 | 0.282 | 0.058 | 0.275 | 0.247 | 0.463 | 0.340 | 0.556 |
| | Right Tilt | 0.189 | 0.282 | 0.004 | 0.230 | 0.193 | 0.419 | 0.286 | 0.512 |
| Body-worn & Hotspot | Back | 1.116 | 0.896 | 0.395 | 0.171 | 1.511 | 1.287 | 1.291 | 1.066 |
| | Front | 0.511 | 0.575 | 0.020 | 0.032 | 0.531 | 0.543 | 0.595 | 0.607 |
| Hotspot | Edge Top | | 0.575 | | 0.020 | 0.000 | 0.020 | 0.575 | 0.595 |
| | Edge Right | | 1.118 | | | 0.000 | 0.000 | 1.118 | 1.118 |
| | Edge Bottom | 0.511 | | 0.022 | | 0.533 | 0.511 | 0.022 | 0.000 |
| | Edge Left | 0.987 | | 0.158 | 0.106 | 1.145 | 1.093 | 0.158 | 0.106 |

12.7. WWAN Cell-off & Wi-Fi 5G Power State 3 & BT & 802.15.4

| RF Exposure conditions | Test Position | Standalone SAR (W/kg) | | | | | | Σ 1-g SAR (W/kg) | | | | | | | |
|------------------------|---------------|-----------------------------|-----------------------------|-----------------------------------|-----------------------------------|---|---|------------------|-------|-------|-------|-------|-------|-------|-------|
| | | 1 Wi-Fi 5G Pstate 3 ANT5 | 2 Wi-Fi 5G Pstate 3 ANT6 | 3 BT (P _{High}) ANT3 | 4 BT (P _{High}) ANT4 | 5 802.15.4 (P _{High}) ANT5 | 6 802.15.4 (P _{High}) ANT4 | 1+3 | 1+4 | 2+3 | 2+4 | 1+5 | 1+6 | 2+5 | 2+6 |
| Head | Left Cheek | 0.107 | 0.426 | 0.094 | 0.339 | 0.000 | 0.268 | 0.201 | 0.446 | 0.520 | 0.785 | 0.107 | 0.374 | 0.426 | 0.693 |
| | Left Tilt | 0.107 | 0.426 | 0.036 | 0.103 | 0.000 | 0.061 | 0.142 | 0.210 | 0.461 | 0.529 | 0.107 | 0.168 | 0.426 | 0.487 |
| | Right Cheek | 0.107 | 1.097 | 0.028 | 0.089 | 0.000 | 0.055 | 0.135 | 0.196 | 1.125 | 1.186 | 0.107 | 0.161 | 1.097 | 1.151 |
| | Right Tilt | 0.107 | 0.930 | 0.026 | 0.028 | 0.000 | 0.018 | 0.133 | 0.135 | 0.956 | 0.956 | 0.107 | 0.125 | 0.930 | 0.948 |
| Body-worn & Hotspot | Back | 1.159 | 1.158 | 0.396 | 0.283 | 0.008 | 0.202 | 1.555 | 1.442 | 1.554 | 1.441 | 1.167 | 1.361 | 1.166 | 1.361 |
| | Front | 0.148 | 0.359 | 0.217 | 0.191 | 0.004 | 0.082 | 0.365 | 0.339 | 0.576 | 0.550 | 0.152 | 0.230 | 0.363 | 0.441 |
| Hotspot | Edge Top | | 0.359 | | 0.013 | | 0.013 | 0.000 | 0.013 | 0.359 | 0.372 | 0.000 | 0.013 | 0.359 | 0.372 |
| | Edge Right | | | | 0.363 | | 0.208 | 0.000 | 0.363 | 0.000 | 0.363 | 0.000 | 0.208 | 0.000 | 0.208 |
| | Edge Bottom | 0.148 | | 0.098 | | 0.000 | | 0.246 | 0.148 | 0.098 | 0.000 | 0.148 | 0.148 | 0.000 | 0.000 |
| | Edge Left | 0.571 | 0.890 | 0.382 | | 0.003 | | 0.953 | 0.571 | 1.272 | 0.890 | 0.574 | 0.571 | 0.893 | 0.890 |

12.8. WWAN Cell-off & Wi-Fi 5G Power State 5 & BT & 802.15.4ab NB

| RF Exposure conditions | Test Position | Standalone SAR (W/kg) | | | | | | Σ 1-g SAR (W/kg) | | | | | | | |
|------------------------|---------------|-----------------------------|-----------------------------|-----------------------------------|-----------------------------------|-------------------------|-------------------------|------------------|-------|-------|-------|-------|-------|-------|-------|
| | | 1 Wi-Fi 5G Pstate 5 ANT5 | 2 Wi-Fi 5G Pstate 5 ANT6 | 3 BT (P _{High}) ANT3 | 4 BT (P _{High}) ANT4 | 5 802.15.4ab NB ANT5 | 6 802.15.4ab NB ANT6 | 1+3+5 | 1+3+6 | 1+4+5 | 1+4+6 | 2+3+5 | 2+3+6 | 2+4+5 | 2+4+6 |
| Head | Left Cheek | 0.095 | 0.380 | 0.094 | 0.339 | 0.000 | 0.006 | 0.189 | 0.196 | 0.434 | 0.441 | 0.474 | 0.480 | 0.719 | 0.725 |
| | Left Tilt | 0.095 | 0.380 | 0.036 | 0.103 | 0.000 | 0.006 | 0.131 | 0.137 | 0.198 | 0.205 | 0.415 | 0.421 | 0.483 | 0.489 |
| | Right Cheek | 0.095 | 0.977 | 0.028 | 0.089 | 0.000 | 0.034 | 0.124 | 0.158 | 0.184 | 0.218 | 1.006 | 1.040 | 1.067 | 1.101 |
| | Right Tilt | 0.095 | 0.829 | 0.026 | 0.028 | 0.000 | 0.014 | 0.121 | 0.135 | 0.123 | 0.137 | 0.855 | 0.869 | 0.857 | 0.871 |
| Body-worn & Hotspot | Back | 1.033 | 1.064 | 0.396 | 0.283 | 0.075 | 0.032 | 1.504 | 1.461 | 1.391 | 1.348 | 1.535 | 1.492 | 1.422 | 1.379 |
| | Front | 0.154 | 0.320 | 0.217 | 0.191 | 0.000 | 0.008 | 0.371 | 0.379 | 0.345 | 0.353 | 0.537 | 0.546 | 0.511 | 0.520 |
| Hotspot | Edge Top | | 0.320 | | 0.013 | | 0.004 | 0.000 | 0.004 | 0.013 | 0.017 | 0.320 | 0.324 | 0.333 | 0.337 |
| | Edge Right | | | | 0.363 | | | 0.000 | 0.000 | 0.363 | 0.363 | 0.000 | 0.000 | 0.363 | 0.363 |
| | Edge Bottom | 0.154 | | 0.098 | | 0.000 | | 0.252 | 0.252 | 0.154 | 0.154 | 0.098 | 0.098 | 0.000 | 0.000 |
| | Edge Left | 0.484 | 0.793 | 0.382 | | 0.000 | 0.004 | 0.866 | 0.870 | 0.484 | 0.488 | 1.175 | 1.179 | 0.793 | 0.797 |

12.9. WWAN Cell-off & Wi-Fi 5G Power State 5 & 802.15.4 & 802.15.4ab NB

| RF Exposure conditions | Test Position | Standalone SAR (W/kg) | | | | | | Σ 1-g SAR (W/kg) | | | | | | | |
|------------------------|---------------|-----------------------------|-----------------------------|---|---|-------------------------|-------------------------|------------------|-------|-------|-------|-------|-------|-------|-------|
| | | 1 Wi-Fi 5G Pstate 5 ANT5 | 2 Wi-Fi 5G Pstate 5 ANT6 | 3 802.15.4 (P _{High}) ANT3 | 4 802.15.4 (P _{High}) ANT4 | 5 802.15.4ab NB ANT5 | 6 802.15.4ab NB ANT6 | 1+3+5 | 1+3+6 | 1+4+5 | 1+4+6 | 2+3+5 | 2+3+6 | 2+4+5 | 2+4+6 |
| Head | Left Cheek | 0.095 | 0.380 | 0.000 | 0.268 | 0.000 | 0.006 | 0.095 | 0.102 | 0.363 | 0.369 | 0.380 | 0.386 | 0.647 | 0.653 |
| | Left Tilt | 0.095 | 0.380 | 0.000 | 0.061 | 0.000 | 0.006 | 0.095 | 0.102 | 0.156 | 0.163 | 0.380 | 0.386 | 0.441 | 0.447 |
| | Right Cheek | 0.095 | 0.977 | 0.000 | 0.055 | 0.000 | 0.034 | 0.095 | 0.129 | 0.150 | 0.184 | 0.978 | 1.012 | 1.032 | 1.066 |
| | Right Tilt | 0.095 | 0.829 | 0.000 | 0.018 | 0.000 | 0.014 | 0.095 | 0.109 | 0.113 | 0.127 | 0.829 | 0.843 | 0.847 | 0.861 |
| Body-worn & Hotspot | Back | 1.033 | 1.064 | 0.008 | 0.202 | 0.075 | 0.032 | 1.116 | 1.073 | 1.310 | 1.267 | 1.146 | 1.103 | 1.341 | 1.298 |
| | Front | 0.154 | 0.320 | 0.004 | 0.082 | 0.000 | 0.008 | 0.157 | 0.165 | 0.235 | 0.243 | 0.324 | 0.332 | 0.402 | 0.410 |
| Hotspot | Edge Top | | 0.320 | | 0.013 | | 0.004 | 0.000 | 0.004 | 0.013 | 0.017 | 0.320 | 0.324 | 0.333 | 0.337 |
| | Edge Right | | | | 0.208 | | | 0.000 | 0.000 | 0.208 | 0.208 | 0.000 | 0.000 | 0.208 | 0.208 |
| | Edge Bottom | 0.154 | | 0.000 | | 0.000 | | 0.154 | 0.154 | 0.154 | 0.154 | 0.000 | 0.000 | 0.000 | 0.000 |
| | Edge Left | 0.484 | 0.793 | 0.003 | | 0.000 | 0.004 | 0.487 | 0.491 | 0.484 | 0.488 | 0.796 | 0.800 | 0.793 | 0.797 |

12.10. WWAN(TNE) Cell-on & BT & NB UNII & 802.15.4

| RF Exposure conditions | Test Position | Standalone SAR (W/kg) | | | | | | | Σ 1-g SAR (W/kg) | | | | | | |
|------------------------|---------------|-----------------------|------------------------------|------------------------------|-----------------------------------|-----------------------------------|------------------------------------|------------------------------------|------------------|-------|-------|-------|-------|-------|--|
| | | 1 | 2 | 3 | 4 | 5 | 6 | 7 | 1+2 | 1+3 | 1+4 | 1+5 | 1+6 | 1+7 | |
| | | WWAN Cell-on ANT1 | BT (P _{High}) ANT3 | BT (P _{High}) ANT4 | NB UNII (P _{High}) ANT5 | NB UNII (P _{High}) ANT6 | 802.15.4 (P _{High}) ANT3 | 802.15.4 (P _{High}) ANT4 | | | | | | | |
| Head | Left Cheek | 0.028 | 0.094 | 0.339 | 0.022 | 0.111 | 0.000 | 0.268 | 0.123 | 0.367 | 0.050 | 0.139 | 0.028 | 0.296 | |
| | Left Tilt | 0.013 | 0.036 | 0.103 | 0.038 | 0.108 | 0.000 | 0.061 | 0.048 | 0.116 | 0.051 | 0.120 | 0.013 | 0.074 | |
| | Right Cheek | 0.065 | 0.028 | 0.089 | 0.058 | 0.275 | 0.000 | 0.055 | 0.093 | 0.154 | 0.123 | 0.340 | 0.065 | 0.119 | |
| | Right Tilt | 0.015 | 0.026 | 0.028 | 0.004 | 0.230 | 0.000 | 0.018 | 0.041 | 0.043 | 0.019 | 0.245 | 0.015 | 0.033 | |
| Body-worn & Hotspot | Back | 0.596 | 0.396 | 0.283 | 0.395 | 0.171 | 0.008 | 0.202 | 0.992 | 0.879 | 0.991 | 0.767 | 0.604 | 0.798 | |
| | Front | 0.462 | 0.217 | 0.191 | 0.020 | 0.032 | 0.004 | 0.082 | 0.679 | 0.653 | 0.482 | 0.494 | 0.466 | 0.544 | |
| Hotspot | Edge Top | | | 0.013 | | 0.020 | | 0.013 | 0.000 | 0.013 | 0.000 | 0.020 | 0.000 | 0.013 | |
| | Edge Right | 0.466 | | 0.363 | | | | 0.208 | 0.466 | 0.829 | 0.466 | 0.466 | 0.466 | 0.674 | |
| | Edge Bottom | 0.737 | 0.098 | | 0.022 | | 0.000 | | 0.835 | 0.737 | 0.759 | 0.737 | 0.737 | 0.737 | |
| | Edge Left | 0.053 | 0.382 | | 0.158 | 0.106 | 0.003 | | 0.435 | 0.053 | 0.211 | 0.159 | 0.056 | 0.053 | |
| | | | | | | | | | | | | | | | |

12.11. WWAN(TNE) Cell-on & BT & 802.15.4ab NB

| RF Exposure conditions | Test Position | Standalone SAR (W/kg) | | | | | Σ 1-g SAR (W/kg) | | | |
|------------------------|---------------|-----------------------|------------------------------|------------------------------|--------------------|--------------------|------------------|-------|-------|-------|
| | | 1 | 2 | 3 | 4 | 5 | 1+2+4 | 1+2+5 | 1+3+4 | 1+3+5 |
| | | WWAN Cell-on ANT1 | BT (P _{High}) ANT3 | BT (P _{High}) ANT4 | 802.15.4ab NB ANT5 | 802.15.4ab NB ANT6 | | | | |
| Head | Left Cheek | 0.028 | 0.018 | 0.066 | 0.000 | 0.006 | 0.046 | 0.052 | 0.095 | 0.101 |
| | Left Tilt | 0.013 | 0.005 | 0.014 | 0.000 | 0.006 | 0.018 | 0.024 | 0.026 | 0.032 |
| | Right Cheek | 0.065 | 0.008 | 0.017 | 0.000 | 0.034 | 0.073 | 0.107 | 0.082 | 0.116 |
| | Right Tilt | 0.015 | 0.007 | 0.001 | 0.000 | 0.014 | 0.022 | 0.036 | 0.017 | 0.031 |
| Body-worn & Hotspot | Back | 0.596 | 0.097 | 0.062 | 0.075 | 0.032 | 0.768 | 0.725 | 0.732 | 0.690 |
| | Front | 0.462 | 0.054 | 0.037 | 0.000 | 0.008 | 0.516 | 0.524 | 0.499 | 0.507 |
| Hotspot | Edge Top | | | 0.001 | | 0.004 | 0.000 | 0.004 | 0.001 | 0.005 |
| | Edge Right | 0.466 | | 0.073 | | | 0.466 | 0.466 | 0.539 | 0.539 |
| | Edge Bottom | 0.737 | 0.036 | | 0.000 | | 0.773 | 0.773 | 0.737 | 0.737 |
| | Edge Left | 0.053 | 0.090 | | 0.000 | 0.004 | 0.143 | 0.147 | 0.053 | 0.057 |

12.12. WWAN(TNE) Cell-on & Wi-Fi 2.4G Power State 4 & NB UNII

| RF Exposure conditions | Test Position | Standalone SAR (W/kg) | | | | | Σ 1-g SAR (W/kg) | | | |
|------------------------|---------------|-----------------------|--------------------------|--------------------------|----------------------------------|----------------------------------|------------------|-------|-------|-------|
| | | 1 | 2 | 3 | 4 | 5 | 1+2+4 | 1+2+5 | 1+3+4 | 1+3+5 |
| | | WWAN Cell-on ANT1 | Wi-Fi 2.4G Pstate 4 ANT3 | Wi-Fi 2.4G Pstate 4 ANT4 | NB UNII (P _{Low}) ANT5 | NB UNII (P _{Low}) ANT6 | | | | |
| Head | Left Cheek | 0.028 | 0.127 | 0.389 | 0.000 | 0.000 | 0.155 | 0.155 | 0.417 | 0.417 |
| | Left Tilt | 0.013 | 0.127 | 0.203 | 0.000 | 0.005 | 0.139 | 0.144 | 0.216 | 0.221 |
| | Right Cheek | 0.065 | 0.127 | 0.203 | 0.000 | 0.010 | 0.192 | 0.202 | 0.268 | 0.278 |
| | Right Tilt | 0.015 | 0.127 | 0.203 | 0.000 | 0.009 | 0.142 | 0.151 | 0.219 | 0.228 |
| Body-worn & Hotspot | Back | 0.596 | 0.368 | 0.445 | 0.052 | 0.032 | 1.016 | 0.996 | 1.093 | 1.073 |
| | Front | 0.462 | 0.368 | 0.177 | 0.001 | 0.000 | 0.831 | 0.830 | 0.640 | 0.639 |
| Hotspot | Edge Top | | | 0.177 | | 0.000 | 0.000 | 0.000 | 0.177 | 0.177 |
| | Edge Right | 0.466 | | 0.406 | | | 0.466 | 0.466 | 0.872 | 0.872 |
| | Edge Bottom | 0.737 | 0.368 | | 0.001 | | 1.106 | 1.105 | 0.738 | 0.737 |
| | Edge Left | 0.053 | 0.368 | | 0.007 | 0.013 | 0.428 | 0.434 | 0.060 | 0.066 |

| RF Exposure conditions | Test Position | Standalone SAR (W/kg) | | | | | Σ 1-g SAR (W/kg) | | | |
|------------------------|---------------|-----------------------|--------------------------|--------------------------|----------------------------------|----------------------------------|------------------|-------|-------|-------|
| | | 1 | 2 | 3 | 4 | 5 | 1+2+4 | 1+2+5 | 1+3+4 | 1+3+5 |
| | | WWAN Cell-on ANT2 | Wi-Fi 2.4G Pstate 4 ANT3 | Wi-Fi 2.4G Pstate 4 ANT4 | NB UNII (P _{Low}) ANT5 | NB UNII (P _{Low}) ANT6 | | | | |
| Head | Left Cheek | 0.404 | 0.127 | 0.389 | 0.000 | 0.000 | 0.531 | 0.531 | 0.793 | 0.793 |
| | Left Tilt | 0.471 | 0.127 | 0.203 | 0.000 | 0.005 | 0.598 | 0.603 | 0.675 | 0.680 |
| | Right Cheek | 0.840 | 0.127 | 0.203 | 0.000 | 0.010 | 0.966 | 0.976 | 1.043 | 1.053 |
| | Right Tilt | 0.569 | 0.127 | 0.203 | 0.000 | 0.009 | 0.695 | 0.704 | 0.772 | 0.781 |
| Body-worn & Hotspot | Back | 0.915 | 0.368 | 0.445 | 0.052 | 0.032 | 1.335 | 1.315 | 1.412 | 1.392 |
| | Front | 0.456 | 0.368 | 0.177 | 0.001 | 0.000 | 0.825 | 0.824 | 0.634 | 0.633 |
| Hotspot | Edge Top | 0.352 | | 0.177 | | 0.000 | 0.352 | 0.352 | 0.529 | 0.529 |
| | Edge Right | 0.038 | | 0.406 | | | 0.038 | 0.038 | 0.444 | 0.444 |
| | Edge Bottom | | 0.368 | | 0.001 | | 0.369 | 0.368 | 0.001 | 0.000 |
| | Edge Left | 0.728 | 0.368 | | 0.007 | 0.013 | 1.102 | 1.108 | 0.735 | 0.741 |

| RF Exposure conditions | Test Position | Standalone SAR (W/kg) | | | | | Σ 1-g SAR (W/kg) | | | |
|------------------------|---------------|-----------------------|--------------------------|--------------------------|----------------------------------|----------------------------------|------------------|-------|-------|-------|
| | | 1 | 2 | 3 | 4 | 5 | 1+2+4 | 1+2+5 | 1+3+4 | 1+3+5 |
| | | WWAN Cell-on ANT4 | Wi-Fi 2.4G Pstate 4 ANT3 | Wi-Fi 2.4G Pstate 4 ANT4 | NB UNII (P _{Low}) ANT5 | NB UNII (P _{Low}) ANT6 | | | | |
| Body-worn & Hotspot | Back | 0.510 | 0.368 | 0.445 | 0.052 | 0.032 | 0.930 | 0.910 | 1.007 | 0.987 |
| | Front | 0.255 | 0.368 | 0.177 | 0.001 | 0.000 | 0.624 | 0.623 | 0.433 | 0.433 |
| Hotspot | Edge Top | 0.311 | | 0.177 | | 0.000 | 0.311 | 0.311 | 0.488 | 0.488 |
| | Edge Right | 0.739 | | 0.406 | | | 0.739 | 0.739 | 1.145 | 1.145 |
| | Edge Bottom | | 0.368 | | 0.001 | | 0.369 | 0.368 | 0.001 | 0.000 |
| | Edge Left | | 0.368 | | 0.007 | 0.013 | 0.375 | 0.381 | 0.007 | 0.013 |

12.13. WWAN(TNE) Cell-on & Wi-Fi 5G Power State 4 & BT & 802.15.4

| RF Exposure conditions | Test Position | Standalone SAR (W/kg) | | | | | | | Σ 1-g SAR (W/kg) | | | | | | | |
|------------------------|---------------|-----------------------|------------------------|------------------------|-----------------------------|-----------------------------|-----------------------------------|-----------------------------------|------------------|-------|-------|-------|-------|-------|-------|-------|
| | | 1 | 2 | 3 | 4 | 5 | 6 | 7 | 1+2+4 | 1+2+5 | 1+3+4 | 1+3+5 | 1+2+6 | 1+2+7 | 1+3+6 | 1+3+7 |
| | | WWAN Cell-on ANT1 | Wi-Fi 5G Pstate 4 ANT5 | Wi-Fi 5G Pstate 4 ANT6 | BT (P _{Low}) ANT3 | BT (P _{Low}) ANT4 | 802.15.4 (P _{Low}) ANT3 | 802.15.4 (P _{Low}) ANT4 | | | | | | | | |
| Head | Left Cheek | 0.028 | 0.099 | 0.389 | 0.018 | 0.066 | 0.000 | 0.019 | 0.145 | 0.194 | 0.435 | 0.484 | 0.127 | 0.146 | 0.417 | 0.436 |
| | Left Tilt | 0.013 | 0.099 | 0.389 | 0.005 | 0.014 | 0.000 | 0.003 | 0.117 | 0.125 | 0.407 | 0.415 | 0.112 | 0.115 | 0.402 | 0.405 |
| | Right Cheek | 0.065 | 0.099 | 0.389 | 0.008 | 0.017 | 0.000 | 0.004 | 0.181 | 0.186 | 0.462 | 0.471 | 0.164 | 0.168 | 0.454 | 0.458 |
| | Right Tilt | 0.015 | 0.099 | 0.389 | 0.007 | 0.001 | 0.000 | 0.001 | 0.121 | 0.116 | 0.411 | 0.405 | 0.114 | 0.115 | 0.404 | 0.405 |
| Body-worn & Hotspot | Back | 0.596 | 0.456 | 0.447 | 0.097 | 0.062 | 0.000 | 0.022 | 1.150 | 1.141 | 1.141 | 1.105 | 1.053 | 1.074 | 1.044 | 1.065 |
| | Front | 0.462 | 0.090 | 0.235 | 0.054 | 0.037 | 0.000 | 0.009 | 0.606 | 0.589 | 0.751 | 0.734 | 0.552 | 0.561 | 0.697 | 0.706 |
| Hotspot | Edge Top | | | 0.235 | | 0.001 | | 0.001 | 0.000 | 0.001 | 0.235 | 0.236 | 0.000 | 0.001 | 0.235 | 0.236 |
| | Edge Right | 0.466 | | | | 0.073 | | 0.024 | 0.466 | 0.539 | 0.466 | 0.539 | 0.466 | 0.490 | 0.466 | 0.490 |
| | Edge Bottom | 0.737 | 0.090 | | 0.036 | | 0.000 | | 0.863 | 0.827 | 0.773 | 0.737 | 0.827 | 0.827 | 0.737 | 0.737 |
| | Edge Left | 0.053 | 0.334 | 0.414 | 0.090 | | 0.000 | | 0.477 | 0.387 | 0.557 | 0.467 | 0.387 | 0.387 | 0.467 | 0.467 |

| RF Exposure conditions | Test Position | Standalone SAR (W/kg) | | | | | | | Σ 1-g SAR (W/kg) | | | | | | | |
|------------------------|---------------|-----------------------|------------------------|------------------------|-----------------------------|-----------------------------|-----------------------------------|-----------------------------------|------------------|-------|-------|-------|-------|-------|-------|-------|
| | | 1 | 2 | 3 | 4 | 5 | 6 | 7 | 1+2+4 | 1+2+5 | 1+3+4 | 1+3+5 | 1+2+6 | 1+2+7 | 1+3+6 | 1+3+7 |
| | | WWAN Cell-on ANT2 | Wi-Fi 5G Pstate 4 ANT5 | Wi-Fi 5G Pstate 4 ANT6 | BT (P _{Low}) ANT3 | BT (P _{Low}) ANT4 | 802.15.4 (P _{Low}) ANT3 | 802.15.4 (P _{Low}) ANT4 | | | | | | | | |
| Head | Left Cheek | 0.404 | 0.099 | 0.389 | 0.018 | 0.066 | 0.000 | 0.019 | 0.521 | 0.570 | 0.811 | 0.860 | 0.503 | 0.522 | 0.793 | 0.812 |
| | Left Tilt | 0.471 | 0.099 | 0.389 | 0.005 | 0.014 | 0.000 | 0.003 | 0.576 | 0.584 | 0.874 | 0.874 | 0.570 | 0.573 | 0.860 | 0.863 |
| | Right Cheek | 0.840 | 0.099 | 0.389 | 0.008 | 0.017 | 0.000 | 0.004 | 0.947 | 0.956 | 1.237 | 1.246 | 0.939 | 0.943 | 1.229 | 1.233 |
| | Right Tilt | 0.569 | 0.099 | 0.389 | 0.007 | 0.001 | 0.000 | 0.001 | 0.674 | 0.669 | 0.964 | 0.959 | 0.668 | 0.668 | 0.958 | 0.958 |
| Body-worn & Hotspot | Back | 0.915 | 0.456 | 0.447 | 0.097 | 0.062 | 0.000 | 0.022 | 1.469 | 1.433 | 1.460 | 1.424 | 1.371 | 1.393 | 1.362 | 1.384 |
| | Front | 0.456 | 0.090 | 0.235 | 0.054 | 0.037 | 0.000 | 0.009 | 0.601 | 0.583 | 0.745 | 0.728 | 0.547 | 0.555 | 0.691 | 0.700 |
| Hotspot | Edge Top | 0.352 | | 0.235 | | 0.001 | | 0.001 | 0.352 | 0.353 | 0.587 | 0.588 | 0.352 | 0.353 | 0.587 | 0.588 |
| | Edge Right | 0.038 | | | | 0.073 | | 0.024 | 0.038 | 0.111 | 0.038 | 0.111 | 0.038 | 0.063 | 0.038 | 0.063 |
| | Edge Bottom | | 0.090 | | 0.036 | | 0.000 | | 0.126 | 0.090 | 0.036 | 0.000 | 0.090 | 0.090 | 0.000 | 0.000 |
| | Edge Left | 0.728 | 0.334 | 0.414 | 0.090 | | 0.000 | | 1.151 | 1.061 | 1.232 | 1.141 | 1.061 | 1.061 | 1.141 | 1.141 |

| RF Exposure conditions | Test Position | Standalone SAR (W/kg) | | | | | | | Σ 1-g SAR (W/kg) | | | | | | | |
|------------------------|---------------|-----------------------|------------------------|------------------------|-----------------------------|-----------------------------|-----------------------------------|-----------------------------------|------------------|-------|-------|-------|-------|-------|-------|-------|
| | | 1 | 2 | 3 | 4 | 5 | 6 | 7 | 1+2+4 | 1+2+5 | 1+3+4 | 1+3+5 | 1+2+6 | 1+2+7 | 1+3+6 | 1+3+7 |
| | | WWAN Cell-on ANT4 | Wi-Fi 5G Pstate 4 ANT5 | Wi-Fi 5G Pstate 4 ANT6 | BT (P _{Low}) ANT3 | BT (P _{Low}) ANT4 | 802.15.4 (P _{Low}) ANT3 | 802.15.4 (P _{Low}) ANT4 | | | | | | | | |
| Body-worn & Hotspot | Back | 0.510 | 0.456 | 0.447 | 0.097 | 0.062 | 0.000 | 0.022 | 1.064 | 1.028 | 1.055 | 1.019 | 0.967 | 0.988 | 0.958 | 0.979 |
| | Front | 0.255 | 0.090 | 0.235 | 0.054 | 0.037 | 0.000 | 0.009 | 0.400 | 0.383 | 0.545 | 0.528 | 0.346 | 0.355 | 0.491 | 0.500 |
| Hotspot | Edge Top | 0.311 | | 0.235 | | 0.001 | | 0.001 | 0.311 | 0.312 | 0.546 | 0.547 | 0.311 | 0.312 | 0.546 | 0.547 |
| | Edge Right | 0.739 | | | | 0.073 | | 0.024 | 0.739 | 0.812 | 0.739 | 0.812 | 0.739 | 0.764 | 0.739 | 0.764 |
| | Edge Bottom | | 0.090 | | 0.036 | | 0.000 | | 0.126 | 0.090 | 0.036 | 0.000 | 0.090 | 0.090 | 0.000 | 0.000 |
| | Edge Left | | 0.334 | 0.414 | 0.090 | | 0.000 | | 0.424 | 0.334 | 0.504 | 0.414 | 0.334 | 0.334 | 0.414 | 0.414 |

12.14. WWAN(TNE) Cell-on & Wi-Fi 2.4G Power State 6 & 802.15.4ab NB

| RF Exposure conditions | Test Position | Standalone SAR (W/kg) | | | | | Σ 1-g SAR (W/kg) | | | |
|------------------------|---------------|-----------------------|--------------------------|--------------------------|--------------------|--------------------|------------------|-------|-------|-------|
| | | 1 | 2 | 3 | 4 | 5 | 1+2+4 | 1+2+5 | 1+3+4 | 1+3+5 |
| | | WWAN Cell-on ANT1 | Wi-Fi 2.4G Pstate 6 ANT3 | Wi-Fi 2.4G Pstate 6 ANT4 | 802.15.4ab NB ANT5 | 802.15.4ab NB ANT6 | | | | |
| Head | Left Cheek | 0.028 | 0.101 | 0.310 | 0.000 | 0.006 | 0.129 | 0.135 | 0.339 | 0.345 |
| | Left Tilt | 0.013 | 0.101 | 0.162 | 0.000 | 0.006 | 0.113 | 0.119 | 0.175 | 0.181 |
| | Right Cheek | 0.065 | 0.101 | 0.162 | 0.000 | 0.034 | 0.166 | 0.200 | 0.227 | 0.261 |
| | Right Tilt | 0.015 | 0.101 | 0.162 | 0.000 | 0.014 | 0.116 | 0.130 | 0.178 | 0.192 |
| Body-worn & Hotspot | Back | 0.596 | 0.292 | 0.359 | 0.075 | 0.032 | 0.963 | 0.920 | 1.029 | 0.987 |
| | Front | 0.462 | 0.292 | 0.150 | 0.000 | 0.008 | 0.754 | 0.762 | 0.612 | 0.621 |
| Hotspot | Edge Top | | | 0.150 | | 0.004 | 0.000 | 0.004 | 0.150 | 0.154 |
| | Edge Right | 0.466 | | 0.345 | | | 0.466 | 0.466 | 0.811 | 0.811 |
| | Edge Bottom | 0.737 | 0.292 | | 0.000 | | 1.029 | 1.029 | 0.737 | 0.737 |
| | Edge Left | 0.053 | 0.292 | | 0.000 | 0.004 | 0.345 | 0.349 | 0.053 | 0.057 |

| RF Exposure conditions | Test Position | Standalone SAR (W/kg) | | | | | Σ 1-g SAR (W/kg) | | | |
|------------------------|---------------|-----------------------|--------------------------|--------------------------|--------------------|--------------------|------------------|-------|-------|-------|
| | | 1 | 2 | 3 | 4 | 5 | 1+2+4 | 1+2+5 | 1+3+4 | 1+3+5 |
| | | WWAN Cell-on ANT2 | Wi-Fi 2.4G Pstate 6 ANT3 | Wi-Fi 2.4G Pstate 6 ANT4 | 802.15.4ab NB ANT5 | 802.15.4ab NB ANT6 | | | | |
| Head | Left Cheek | 0.404 | 0.101 | 0.310 | 0.000 | 0.006 | 0.505 | 0.511 | 0.715 | 0.721 |
| | Left Tilt | 0.471 | 0.101 | 0.162 | 0.000 | 0.006 | 0.572 | 0.578 | 0.634 | 0.640 |
| | Right Cheek | 0.840 | 0.101 | 0.162 | 0.000 | 0.034 | 0.940 | 0.975 | 1.002 | 1.036 |
| | Right Tilt | 0.569 | 0.101 | 0.162 | 0.000 | 0.014 | 0.669 | 0.683 | 0.731 | 0.745 |
| Body-worn & Hotspot | Back | 0.915 | 0.292 | 0.359 | 0.075 | 0.032 | 1.282 | 1.239 | 1.348 | 1.306 |
| | Front | 0.456 | 0.292 | 0.150 | 0.000 | 0.008 | 0.748 | 0.757 | 0.606 | 0.615 |
| Hotspot | Edge Top | 0.352 | | 0.150 | | 0.004 | 0.352 | 0.356 | 0.502 | 0.506 |
| | Edge Right | 0.038 | | 0.345 | | | 0.038 | 0.038 | 0.383 | 0.383 |
| | Edge Bottom | | 0.292 | | 0.000 | | 0.292 | 0.292 | 0.000 | 0.000 |
| | Edge Left | 0.728 | 0.292 | | 0.000 | 0.004 | 1.020 | 1.023 | 0.728 | 0.731 |

| RF Exposure conditions | Test Position | Standalone SAR (W/kg) | | | | | Σ 1-g SAR (W/kg) | | | |
|------------------------|---------------|-----------------------|--------------------------|--------------------------|--------------------|--------------------|------------------|-------|-------|-------|
| | | 1 | 2 | 3 | 4 | 5 | 1+2+4 | 1+2+5 | 1+3+4 | 1+3+5 |
| | | WWAN Cell-on ANT4 | Wi-Fi 2.4G Pstate 6 ANT3 | Wi-Fi 2.4G Pstate 6 ANT4 | 802.15.4ab NB ANT5 | 802.15.4ab NB ANT6 | | | | |
| Body-worn & Hotspot | Back | 0.510 | 0.292 | 0.359 | 0.075 | 0.032 | 0.877 | 0.834 | 0.943 | 0.901 |
| | Front | 0.255 | 0.292 | 0.150 | 0.000 | 0.008 | 0.548 | 0.556 | 0.406 | 0.414 |
| Hotspot | Edge Top | 0.311 | | 0.150 | | 0.004 | 0.311 | 0.315 | 0.461 | 0.465 |
| | Edge Right | 0.739 | | 0.345 | | | 0.739 | 0.739 | 1.084 | 1.084 |
| | Edge Bottom | | 0.292 | | 0.000 | | 0.292 | 0.292 | 0.000 | 0.000 |
| | Edge Left | | 0.292 | | 0.000 | 0.004 | 0.292 | 0.296 | 0.000 | 0.004 |

12.15. WWAN(TNE) Cell-on & Wi-Fi 5G Power State 6 & BT & 802.15.4ab NB

| RF Exposure conditions | Test Position | Standalone SAR (W/kg) | | | | | | | Σ 1-g SAR (W/kg) | | | | | | | |
|------------------------|---------------|-----------------------|------------------------|------------------------|-----------------------------|-----------------------------|--------------------|--------------------|------------------|---------|---------|---------|---------|---------|---------|---------|
| | | 1 | 2 | 3 | 4 | 5 | 6 | 7 | 1+2+4+6 | 1+2+4+7 | 1+3+4+6 | 1+3+4+7 | 1+2+5+6 | 1+2+5+7 | 1+3+5+6 | 1+3+5+7 |
| | | WWAN Cell-on ANT1 | Wi-Fi 5G Pstate 6 ANT5 | Wi-Fi 5G Pstate 6 ANT6 | BT (P _{max}) ANT3 | BT (P _{max}) ANT4 | 802.15.4ab NB ANT5 | 802.15.4ab NB ANT6 | | | | | | | | |
| Head | Left Cheek | 0.028 | 0.083 | 0.309 | 0.018 | 0.066 | 0.000 | 0.006 | 0.129 | 0.135 | 0.355 | 0.361 | 0.178 | 0.184 | 0.404 | 0.410 |
| | Left Tilt | 0.013 | 0.083 | 0.309 | 0.005 | 0.014 | 0.000 | 0.006 | 0.101 | 0.107 | 0.327 | 0.333 | 0.109 | 0.115 | 0.335 | 0.341 |
| | Right Cheek | 0.065 | 0.083 | 0.309 | 0.008 | 0.017 | 0.000 | 0.034 | 0.156 | 0.190 | 0.382 | 0.416 | 0.165 | 0.199 | 0.391 | 0.425 |
| | Right Tilt | 0.015 | 0.083 | 0.309 | 0.007 | 0.001 | 0.000 | 0.014 | 0.105 | 0.119 | 0.331 | 0.345 | 0.099 | 0.113 | 0.326 | 0.339 |
| Body-worn & Hotspot | Back | 0.596 | 0.359 | 0.359 | 0.097 | 0.062 | 0.075 | 0.032 | 1.127 | 1.084 | 1.127 | 1.084 | 1.091 | 1.048 | 1.091 | 1.048 |
| | Front | 0.462 | 0.021 | 0.187 | 0.054 | 0.037 | 0.000 | 0.008 | 0.537 | 0.546 | 0.703 | 0.711 | 0.520 | 0.528 | 0.686 | 0.694 |
| Hotspot | Edge Top | | | 0.187 | | 0.001 | | 0.004 | 0.000 | 0.004 | 0.187 | 0.000 | 0.187 | 0.000 | 0.005 | 0.188 |
| | Edge Right | 0.466 | | | | 0.073 | | | 0.466 | 0.466 | 0.466 | 0.466 | 0.539 | 0.539 | 0.539 | 0.539 |
| | Edge Bottom | 0.737 | 0.021 | | 0.036 | | 0.000 | | 0.794 | 0.794 | 0.773 | 0.773 | 0.758 | 0.758 | 0.737 | 0.737 |
| | Edge Left | 0.053 | 0.138 | 0.329 | 0.090 | | 0.000 | 0.004 | 0.281 | 0.284 | 0.472 | 0.475 | 0.191 | 0.194 | 0.382 | 0.385 |

| RF Exposure conditions | Test Position | Standalone SAR (W/kg) | | | | | | | Σ 1-g SAR (W/kg) | | | | | | | |
|------------------------|---------------|-----------------------|------------------------|------------------------|-----------------------------|-----------------------------|--------------------|--------------------|------------------|---------|---------|---------|---------|---------|---------|---------|
| | | 1 | 2 | 3 | 4 | 5 | 6 | 7 | 1+2+4+6 | 1+2+4+7 | 1+3+4+6 | 1+3+4+7 | 1+2+5+6 | 1+2+5+7 | 1+3+5+6 | 1+3+5+7 |
| | | WWAN Cell-on ANT2 | Wi-Fi 5G Pstate 6 ANT5 | Wi-Fi 5G Pstate 6 ANT6 | BT (P _{max}) ANT3 | BT (P _{max}) ANT4 | 802.15.4ab NB ANT5 | 802.15.4ab NB ANT6 | | | | | | | | |
| Head | Left Cheek | 0.404 | 0.083 | 0.309 | 0.018 | 0.066 | 0.000 | 0.006 | 0.505 | 0.511 | 0.731 | 0.737 | 0.553 | 0.560 | 0.780 | 0.786 |
| | Left Tilt | 0.471 | 0.083 | 0.309 | 0.005 | 0.014 | 0.000 | 0.006 | 0.559 | 0.566 | 0.786 | 0.792 | 0.568 | 0.574 | 0.794 | 0.800 |
| | Right Cheek | 0.840 | 0.083 | 0.309 | 0.008 | 0.017 | 0.000 | 0.034 | 0.931 | 0.965 | 1.157 | 1.191 | 0.940 | 0.974 | 1.166 | 1.200 |
| | Right Tilt | 0.569 | 0.083 | 0.309 | 0.007 | 0.001 | 0.000 | 0.014 | 0.658 | 0.672 | 0.884 | 0.898 | 0.653 | 0.667 | 0.879 | 0.893 |
| Body-worn & Hotspot | Back | 0.915 | 0.359 | 0.359 | 0.097 | 0.062 | 0.075 | 0.032 | 1.446 | 1.403 | 1.446 | 1.403 | 1.410 | 1.367 | 1.410 | 1.367 |
| | Front | 0.456 | 0.021 | 0.187 | 0.054 | 0.037 | 0.000 | 0.008 | 0.531 | 0.540 | 0.697 | 0.705 | 0.514 | 0.522 | 0.680 | 0.688 |
| Hotspot | Edge Top | 0.352 | | 0.187 | | 0.001 | | 0.004 | 0.352 | 0.356 | 0.539 | 0.542 | 0.363 | 0.367 | 0.540 | 0.544 |
| | Edge Right | 0.038 | | | | 0.073 | | | 0.038 | 0.038 | 0.038 | 0.038 | 0.111 | 0.111 | 0.111 | 0.111 |
| | Edge Bottom | | 0.021 | | 0.036 | | 0.000 | | 0.057 | 0.057 | 0.036 | 0.036 | 0.021 | 0.021 | 0.000 | 0.000 |
| | Edge Left | 0.728 | 0.138 | 0.329 | 0.090 | | 0.000 | 0.004 | 0.956 | 0.959 | 1.147 | 1.150 | 0.866 | 0.869 | 1.056 | 1.060 |

| RF Exposure conditions | Test Position | Standalone SAR (W/kg) | | | | | | | Σ 1-g SAR (W/kg) | | | | | | | |
|------------------------|---------------|-----------------------|------------------------|------------------------|-----------------------------|-----------------------------|--------------------|--------------------|------------------|---------|---------|---------|---------|---------|---------|---------|
| | | 1 | 2 | 3 | 4 | 5 | 6 | 7 | 1+2+4+6 | 1+2+4+7 | 1+3+4+6 | 1+3+4+7 | 1+2+5+6 | 1+2+5+7 | 1+3+5+6 | 1+3+5+7 |
| | | WWAN Cell-on ANT4 | Wi-Fi 5G Pstate 6 ANT5 | Wi-Fi 5G Pstate 6 ANT6 | BT (P _{max}) ANT3 | BT (P _{max}) ANT4 | 802.15.4ab NB ANT5 | 802.15.4ab NB ANT6 | | | | | | | | |
| Body-worn & Hotspot | Back | 0.510 | 0.359 | 0.359 | 0.097 | 0.062 | 0.075 | 0.032 | 1.041 | 0.998 | 1.041 | 0.998 | 1.005 | 0.962 | 1.005 | 0.962 |
| | Front | 0.255 | 0.021 | 0.187 | 0.054 | 0.037 | 0.000 | 0.008 | 0.331 | 0.339 | 0.497 | 0.505 | 0.314 | 0.322 | 0.479 | 0.488 |
| Hotspot | Edge Top | 0.311 | | 0.187 | | 0.001 | | 0.004 | 0.311 | 0.315 | 0.498 | 0.501 | 0.312 | 0.316 | 0.499 | 0.503 |
| | Edge Right | 0.739 | | | | 0.073 | | | 0.739 | 0.739 | 0.739 | 0.739 | 0.812 | 0.812 | 0.812 | 0.812 |
| | Edge Bottom | | 0.021 | | 0.036 | | 0.000 | | 0.057 | 0.057 | 0.036 | 0.036 | 0.021 | 0.021 | 0.000 | 0.000 |
| | Edge Left | | 0.138 | 0.329 | 0.090 | | 0.000 | 0.004 | 0.228 | 0.231 | 0.419 | 0.422 | 0.138 | 0.141 | 0.329 | 0.332 |

12.16. WWAN(TNE) Cell-on & Wi-Fi 5G Power State 6 & 802.15.4 & 802.15.4ab NB

| RF Exposure conditions | Test Position | Standalone SAR (W/kg) | | | | | | | Σ 1-g SAR (W/kg) | | | | | | | |
|------------------------|---------------|------------------------|-----------------------------|-----------------------------|----------------------------|----------------------------|-------------------------|-------------------------|------------------|---------|---------|---------|---------|---------|---------|---------|
| | | 1 WWAN Cell-on ANT1 | 2 Wi-Fi 5G Pstate 6 ANT5 | 3 Wi-Fi 5G Pstate 6 ANT6 | 4 802.15.4 (P_low) ANT3 | 5 802.15.4 (P_low) ANT4 | 6 802.15.4ab NB ANT5 | 7 802.15.4ab NB ANT6 | 1+2+4+6 | 1+2+4+7 | 1+3+4+6 | 1+3+4+7 | 1+2+5+6 | 1+2+5+7 | 1+3+5+6 | 1+3+5+7 |
| Head | Left Cheek | 0.028 | 0.083 | 0.309 | 0.000 | 0.019 | 0.000 | 0.006 | 0.111 | 0.117 | 0.337 | 0.344 | 0.130 | 0.136 | 0.356 | 0.362 |
| | Left Tilt | 0.013 | 0.083 | 0.309 | 0.000 | 0.003 | 0.000 | 0.006 | 0.096 | 0.102 | 0.322 | 0.328 | 0.099 | 0.105 | 0.325 | 0.331 |
| | Right Cheek | 0.065 | 0.083 | 0.309 | 0.000 | 0.004 | 0.000 | 0.034 | 0.148 | 0.182 | 0.374 | 0.408 | 0.152 | 0.186 | 0.378 | 0.412 |
| | Right Tilt | 0.015 | 0.083 | 0.309 | 0.000 | 0.001 | 0.000 | 0.014 | 0.098 | 0.112 | 0.324 | 0.338 | 0.099 | 0.113 | 0.325 | 0.339 |
| Body-worn & Hotspot | Back | 0.596 | 0.359 | 0.359 | 0.000 | 0.022 | 0.075 | 0.032 | 1.030 | 0.987 | 1.030 | 0.987 | 1.052 | 1.009 | 1.052 | 1.009 |
| | Front | 0.462 | 0.021 | 0.187 | 0.000 | 0.009 | 0.000 | 0.008 | 0.483 | 0.492 | 0.649 | 0.657 | 0.492 | 0.500 | 0.658 | 0.666 |
| Hotspot | Edge Top | | | 0.187 | | 0.001 | | 0.004 | 0.000 | 0.004 | 0.187 | 0.190 | 0.001 | 0.004 | 0.188 | 0.191 |
| | Edge Right | 0.466 | | | | 0.024 | | | 0.466 | 0.466 | 0.466 | 0.466 | 0.490 | 0.490 | 0.490 | 0.490 |
| | Edge Bottom | 0.737 | 0.021 | | 0.000 | | | 0.000 | 0.758 | 0.758 | 0.737 | 0.737 | 0.758 | 0.758 | 0.737 | 0.737 |
| | Edge Left | 0.053 | 0.138 | 0.329 | 0.000 | | | 0.004 | 0.191 | 0.194 | 0.382 | 0.385 | 0.191 | 0.194 | 0.382 | 0.385 |
| RF Exposure conditions | Test Position | Standalone SAR (W/kg) | | | | | | | Σ 1-g SAR (W/kg) | | | | | | | |
| | | 1 WWAN Cell-on ANT2 | 2 Wi-Fi 5G Pstate 6 ANT5 | 3 Wi-Fi 5G Pstate 6 ANT6 | 4 802.15.4 (P_low) ANT3 | 5 802.15.4 (P_low) ANT4 | 6 BT(P_low) ANT3 | 7 BT(P_low) ANT4 | 1+2+4+6 | 1+2+4+7 | 1+3+4+6 | 1+3+4+7 | 1+2+5+6 | 1+2+5+7 | 1+3+5+6 | 1+3+5+7 |
| Head | Left Cheek | 0.404 | 0.083 | 0.309 | 0.000 | 0.019 | 0.000 | 0.006 | 0.487 | 0.493 | 0.713 | 0.720 | 0.506 | 0.512 | 0.732 | 0.738 |
| | Left Tilt | 0.471 | 0.083 | 0.309 | 0.000 | 0.003 | 0.000 | 0.006 | 0.554 | 0.560 | 0.780 | 0.787 | 0.557 | 0.564 | 0.783 | 0.790 |
| | Right Cheek | 0.840 | 0.083 | 0.309 | 0.000 | 0.004 | 0.000 | 0.034 | 0.923 | 0.957 | 1.149 | 1.183 | 0.927 | 0.961 | 1.153 | 1.187 |
| | Right Tilt | 0.569 | 0.083 | 0.309 | 0.000 | 0.001 | 0.000 | 0.014 | 0.652 | 0.665 | 0.878 | 0.892 | 0.652 | 0.666 | 0.878 | 0.892 |
| Body-worn & Hotspot | Back | 0.915 | 0.359 | 0.359 | 0.000 | 0.022 | 0.075 | 0.032 | 1.349 | 1.306 | 1.349 | 1.306 | 1.370 | 1.328 | 1.370 | 1.328 |
| | Front | 0.456 | 0.021 | 0.187 | 0.000 | 0.009 | 0.000 | 0.008 | 0.477 | 0.486 | 0.643 | 0.651 | 0.486 | 0.494 | 0.652 | 0.660 |
| Hotspot | Edge Top | 0.352 | | 0.187 | | 0.001 | | 0.004 | 0.352 | 0.356 | 0.539 | 0.542 | 0.353 | 0.356 | 0.540 | 0.543 |
| | Edge Right | 0.038 | | | | 0.024 | | | 0.038 | 0.038 | 0.038 | 0.038 | 0.063 | 0.063 | 0.063 | 0.063 |
| | Edge Bottom | | 0.021 | | 0.000 | | | 0.000 | 0.021 | 0.021 | 0.000 | 0.000 | 0.021 | 0.021 | 0.000 | 0.000 |
| | Edge Left | 0.728 | 0.138 | 0.329 | 0.000 | | | 0.004 | 0.866 | 0.869 | 1.056 | 1.060 | 0.866 | 0.869 | 1.056 | 1.060 |
| RF Exposure conditions | Test Position | Standalone SAR (W/kg) | | | | | | | Σ 1-g SAR (W/kg) | | | | | | | |
| | | 1 WWAN Cell-on ANT4 | 2 Wi-Fi 5G Pstate 6 ANT5 | 3 Wi-Fi 5G Pstate 6 ANT6 | 4 802.15.4 (P_low) ANT3 | 5 802.15.4 (P_low) ANT4 | 6 BT(P_low) ANT3 | 7 BT(P_low) ANT4 | 1+2+4+6 | 1+2+4+7 | 1+3+4+6 | 1+3+4+7 | 1+2+5+6 | 1+2+5+7 | 1+3+5+6 | 1+3+5+7 |
| Body-worn & Hotspot | Back | 0.510 | 0.359 | 0.359 | 0.000 | 0.022 | 0.075 | 0.032 | 0.944 | 0.901 | 0.944 | 0.901 | 0.965 | 0.923 | 0.966 | 0.923 |
| | Front | 0.255 | 0.021 | 0.187 | 0.000 | 0.009 | 0.000 | 0.008 | 0.277 | 0.285 | 0.443 | 0.451 | 0.286 | 0.294 | 0.451 | 0.460 |
| Hotspot | Edge Top | 0.311 | | 0.187 | | 0.001 | | 0.004 | 0.311 | 0.315 | 0.498 | 0.501 | 0.312 | 0.315 | 0.499 | 0.502 |
| | Edge Right | 0.739 | | | | 0.024 | | | 0.739 | 0.739 | 0.739 | 0.739 | 0.764 | 0.764 | 0.764 | 0.764 |
| | Edge Bottom | | 0.021 | | 0.000 | | | 0.000 | 0.021 | 0.021 | 0.000 | 0.000 | 0.021 | 0.021 | 0.000 | 0.000 |
| | Edge Left | | 0.138 | 0.329 | 0.000 | | | 0.000 | 0.138 | 0.141 | 0.329 | 0.332 | 0.138 | 0.141 | 0.329 | 0.332 |

12.17. WWAN(PCE) Cell-on & BT & NB UNII & 802.15.4

| RF Exposure conditions | Test Position | Standalone SAR (W/kg) | | | | | | | Σ 1-g SAR (W/kg) | | | | | | |
|------------------------|---------------|------------------------------|--|--|---|---|--|--|------------------|-------|-------|-------|-------|-------|--|
| | | 1 WWAN Cell-on ANT1 | 2 BT (P _{19ghz}) ANT3 | 3 BT (P _{19ghz}) ANT4 | 4 NB UNII (P _{19ghz}) ANT5 | 5 NB UNII (P _{19ghz}) ANT6 | 6 802.15.4 (P _{19ghz}) ANT3 | 7 802.15.4 (P _{19ghz}) ANT4 | 1+2 | 1+3 | 1+4 | 1+5 | 1+6 | 1+7 | |
| Head | Left Cheek | 0.227 | 0.094 | 0.339 | 0.022 | 0.111 | 0.000 | 0.268 | 0.321 | 0.566 | 0.249 | 0.338 | 0.227 | 0.495 | |
| | Left Tilt | 0.143 | 0.036 | 0.103 | 0.038 | 0.108 | 0.000 | 0.061 | 0.178 | 0.246 | 0.181 | 0.250 | 0.143 | 0.204 | |
| | Right Cheek | 0.385 | 0.028 | 0.089 | 0.058 | 0.275 | 0.000 | 0.055 | 0.413 | 0.474 | 0.443 | 0.860 | 0.385 | 0.439 | |
| | Right Tilt | 0.137 | 0.026 | 0.028 | 0.004 | 0.230 | 0.000 | 0.018 | 0.163 | 0.185 | 0.141 | 0.367 | 0.137 | 0.155 | |
| Body-worn & Hotspot | Back | 0.944 | 0.396 | 0.283 | 0.395 | 0.171 | 0.008 | 0.202 | 1.340 | 1.227 | 1.339 | 1.115 | 0.952 | 1.146 | |
| | Front | 0.545 | 0.217 | 0.191 | 0.020 | 0.032 | 0.004 | 0.082 | 0.762 | 0.736 | 0.565 | 0.577 | 0.548 | 0.627 | |
| Hotspot | Edge Top | | | 0.013 | | 0.020 | | 0.013 | 0.000 | 0.013 | 0.000 | 0.020 | 0.000 | 0.013 | |
| | Edge Right | 0.944 | | 0.363 | | | | 0.208 | 0.944 | 1.307 | 0.944 | 0.944 | 0.944 | 1.152 | |
| | Edge Bottom | 0.948 | 0.098 | | 0.022 | | 0.000 | | 1.046 | 0.948 | 0.970 | 0.948 | 0.948 | 0.948 | |
| | Edge Left | 0.471 | 0.382 | | 0.158 | 0.106 | 0.003 | | 0.853 | 0.471 | 0.630 | 0.577 | 0.474 | 0.471 | |
| RF Exposure conditions | Test Position | Standalone SAR (W/kg) | | | | | | | Σ 1-g SAR (W/kg) | | | | | | |
| | | 1 WWAN Cell-on ANT2 | 2 BT (P _{19ghz}) ANT3 | 3 BT (P _{19ghz}) ANT4 | 4 NB UNII (P _{19ghz}) ANT5 | 5 NB UNII (P _{19ghz}) ANT6 | 6 802.15.4 (P _{19ghz}) ANT3 | 7 802.15.4 (P _{19ghz}) ANT4 | 1+2 | 1+3 | 1+4 | 1+5 | 1+6 | 1+7 | |
| Head | Left Cheek | 0.778 | 0.094 | 0.339 | 0.022 | 0.111 | 0.000 | 0.268 | 0.872 | 1.117 | 0.800 | 0.889 | 0.778 | 1.045 | |
| | Left Tilt | 0.906 | 0.036 | 0.103 | 0.038 | 0.108 | 0.000 | 0.061 | 0.941 | 1.009 | 0.944 | 1.013 | 0.906 | 0.967 | |
| | Right Cheek | 0.944 | 0.028 | 0.089 | 0.058 | 0.275 | 0.000 | 0.055 | 0.973 | 1.033 | 1.002 | 1.219 | 0.944 | 0.999 | |
| | Right Tilt | 0.932 | 0.026 | 0.028 | 0.004 | 0.230 | 0.000 | 0.018 | 0.958 | 0.960 | 0.936 | 1.162 | 0.932 | 0.950 | |
| Body-worn & Hotspot | Back | 0.949 | 0.396 | 0.283 | 0.395 | 0.171 | 0.008 | 0.202 | 1.345 | 1.232 | 1.343 | 1.119 | 0.956 | 1.151 | |
| | Front | 0.656 | 0.217 | 0.191 | 0.020 | 0.032 | 0.004 | 0.082 | 0.873 | 0.847 | 0.676 | 0.688 | 0.659 | 0.737 | |
| Hotspot | Edge Top | 0.950 | | 0.013 | | 0.020 | | 0.013 | 0.950 | 0.963 | 0.950 | 0.970 | 0.950 | 0.963 | |
| | Edge Right | 0.257 | | 0.363 | | | | 0.208 | 0.257 | 0.620 | 0.257 | 0.257 | 0.257 | 0.465 | |
| | Edge Bottom | | 0.098 | | 0.022 | | 0.000 | | 0.098 | 0.000 | 0.022 | 0.000 | 0.000 | 0.000 | |
| | Edge Left | 0.950 | 0.382 | | 0.158 | 0.106 | 0.003 | | 1.332 | 0.950 | 1.108 | 1.056 | 0.953 | 0.950 | |
| RF Exposure conditions | Test Position | Standalone SAR (W/kg) | | | | | | | Σ 1-g SAR (W/kg) | | | | | | |
| | | 1 WWAN Cell-on ANT3 | 2 BT (P _{19ghz}) ANT3 | 3 BT (P _{19ghz}) ANT4 | 4 NB UNII (P _{19ghz}) ANT5 | 5 NB UNII (P _{19ghz}) ANT6 | 6 802.15.4 (P _{19ghz}) ANT3 | 7 802.15.4 (P _{19ghz}) ANT4 | 1+2 | 1+3 | 1+4 | 1+5 | 1+6 | 1+7 | |
| Head | Left Cheek | 0.407 | 0.094 | 0.339 | 0.022 | 0.111 | 0.000 | 0.268 | 0.502 | 0.746 | 0.429 | 0.518 | 0.407 | 0.675 | |
| | Left Tilt | 0.160 | 0.036 | 0.103 | 0.038 | 0.108 | 0.000 | 0.061 | 0.196 | 0.263 | 0.198 | 0.268 | 0.160 | 0.221 | |
| | Right Cheek | 0.182 | 0.028 | 0.089 | 0.058 | 0.275 | 0.000 | 0.055 | 0.210 | 0.271 | 0.240 | 0.457 | 0.182 | 0.237 | |
| | Right Tilt | 0.208 | 0.026 | 0.028 | 0.004 | 0.230 | 0.000 | 0.018 | 0.233 | 0.235 | 0.212 | 0.438 | 0.208 | 0.226 | |
| Body-worn & Hotspot | Back | 0.946 | 0.396 | 0.283 | 0.395 | 0.171 | 0.008 | 0.202 | 1.342 | 1.229 | 1.341 | 1.117 | 0.954 | 1.148 | |
| | Front | 0.690 | 0.217 | 0.191 | 0.020 | 0.032 | 0.004 | 0.082 | 0.907 | 0.881 | 0.710 | 0.722 | 0.694 | 0.772 | |
| Hotspot | Edge Top | | | 0.013 | | 0.020 | | 0.013 | 0.000 | 0.013 | 0.000 | 0.020 | 0.000 | 0.013 | |
| | Edge Right | | | 0.363 | | | | 0.208 | 0.000 | 0.363 | 0.000 | 0.000 | 0.000 | 0.208 | |
| | Edge Bottom | 0.423 | 0.098 | | 0.022 | | 0.000 | | 0.521 | 0.423 | 0.445 | 0.423 | 0.423 | 0.423 | |
| | Edge Left | 0.939 | 0.382 | | 0.158 | 0.106 | 0.003 | | 1.321 | 0.939 | 1.097 | 1.045 | 0.942 | 0.939 | |
| RF Exposure conditions | Test Position | Standalone SAR (W/kg) | | | | | | | Σ 1-g SAR (W/kg) | | | | | | |
| | | 1 WWAN Cell-on ANT4 | 2 BT (P _{19ghz}) ANT3 | 3 BT (P _{19ghz}) ANT4 | 4 NB UNII (P _{19ghz}) ANT5 | 5 NB UNII (P _{19ghz}) ANT6 | 6 802.15.4 (P _{19ghz}) ANT3 | 7 802.15.4 (P _{19ghz}) ANT4 | 1+2 | 1+3 | 1+4 | 1+5 | 1+6 | 1+7 | |
| Head | Left Cheek | 0.948 | 0.094 | 0.339 | 0.022 | 0.111 | 0.000 | 0.268 | 1.043 | 1.287 | 0.970 | 1.060 | 0.949 | 1.216 | |
| | Left Tilt | 0.604 | 0.036 | 0.103 | 0.038 | 0.108 | 0.000 | 0.061 | 0.640 | 0.707 | 0.642 | 0.712 | 0.604 | 0.665 | |
| | Right Cheek | 0.513 | 0.028 | 0.089 | 0.058 | 0.275 | 0.000 | 0.055 | 0.541 | 0.602 | 0.571 | 0.788 | 0.513 | 0.567 | |
| | Right Tilt | 0.410 | 0.026 | 0.028 | 0.004 | 0.230 | 0.000 | 0.018 | 0.435 | 0.437 | 0.414 | 0.640 | 0.410 | 0.428 | |
| Body-worn & Hotspot | Back | 0.945 | 0.396 | 0.283 | 0.395 | 0.171 | 0.008 | 0.202 | 1.341 | 1.228 | 1.340 | 1.116 | 0.953 | 1.147 | |
| | Front | 0.527 | 0.217 | 0.191 | 0.020 | 0.032 | 0.004 | 0.082 | 0.744 | 0.718 | 0.547 | 0.559 | 0.531 | 0.609 | |
| Hotspot | Edge Top | 0.515 | | 0.013 | | 0.020 | | 0.013 | 0.515 | 0.528 | 0.515 | 0.535 | 0.515 | 0.528 | |
| | Edge Right | 0.948 | | 0.363 | | | | 0.208 | 0.948 | 1.311 | 0.948 | 0.948 | 0.948 | 1.156 | |
| | Edge Bottom | | 0.098 | | 0.022 | | 0.000 | | 0.098 | 0.000 | 0.022 | 0.000 | 0.000 | 0.000 | |
| | Edge Left | | 0.382 | | 0.158 | 0.106 | 0.003 | | 0.382 | 0.000 | 0.158 | 0.106 | 0.003 | 0.000 | |
| RF Exposure conditions | Test Position | Standalone SAR (W/kg) | | | | | | | Σ 1-g SAR (W/kg) | | | | | | |
| | | 1 WWAN Cell-on ANT7 | 2 BT (P _{19ghz}) ANT3 | 3 BT (P _{19ghz}) ANT4 | 4 NB UNII (P _{19ghz}) ANT5 | 5 NB UNII (P _{19ghz}) ANT6 | 6 802.15.4 (P _{19ghz}) ANT3 | 7 802.15.4 (P _{19ghz}) ANT4 | 1+2 | 1+3 | 1+4 | 1+5 | 1+6 | 1+7 | |
| Head | Left Cheek | 0.075 | 0.094 | 0.339 | 0.022 | 0.111 | 0.000 | 0.268 | 0.169 | 0.414 | 0.097 | 0.186 | 0.075 | 0.343 | |
| | Left Tilt | 0.038 | 0.036 | 0.103 | 0.038 | 0.108 | 0.000 | 0.061 | 0.074 | 0.141 | 0.076 | 0.146 | 0.038 | 0.099 | |
| | Right Cheek | 0.184 | 0.028 | 0.089 | 0.058 | 0.275 | 0.000 | 0.055 | 0.212 | 0.273 | 0.242 | 0.459 | 0.184 | 0.239 | |
| | Right Tilt | 0.025 | 0.026 | 0.028 | 0.004 | 0.230 | 0.000 | 0.018 | 0.050 | 0.052 | 0.029 | 0.255 | 0.025 | 0.043 | |
| Body-worn & Hotspot | Back | 0.918 | 0.396 | 0.283 | 0.395 | 0.171 | 0.008 | 0.202 | 1.314 | 1.201 | 1.313 | 1.089 | 0.925 | 1.120 | |
| | Front | 0.384 | 0.217 | 0.191 | 0.020 | 0.032 | 0.004 | 0.082 | 0.601 | 0.575 | 0.404 | 0.416 | 0.387 | 0.465 | |
| Hotspot | Edge Top | | | 0.013 | | 0.020 | | 0.013 | 0.000 | 0.013 | 0.000 | 0.020 | 0.000 | 0.013 | |
| | Edge Right | 0.871 | | 0.363 | | | | 0.208 | 0.871 | 1.234 | 0.871 | 0.871 | 0.871 | 1.079 | |
| | Edge Bottom | 0.244 | 0.098 | | 0.022 | | 0.000 | | 0.342 | 0.244 | 0.266 | 0.244 | 0.244 | 0.244 | |
| | Edge Left | | 0.382 | | 0.158 | 0.106 | 0.003 | | 0.382 | 0.000 | 0.158 | 0.106 | 0.003 | 0.000 | |
| RF Exposure conditions | Test Position | Standalone SAR (W/kg) | | | | | | | Σ 1-g SAR (W/kg) | | | | | | |
| | | 1 WWAN Cell-on ANT8 | 2 BT (P _{19ghz}) ANT3 | 3 BT (P _{19ghz}) ANT4 | 4 NB UNII (P _{19ghz}) ANT5 | 5 NB UNII (P _{19ghz}) ANT6 | 6 802.15.4 (P _{19ghz}) ANT3 | 7 802.15.4 (P _{19ghz}) ANT4 | 1+2 | 1+3 | 1+4 | 1+5 | 1+6 | 1+7 | |
| Head | Left Cheek | 0.286 | 0.094 | 0.339 | 0.022 | 0.111 | 0.000 | 0.268 | 0.380 | 0.625 | 0.308 | 0.397 | 0.286 | 0.554 | |
| | Left Tilt | 0.148 | 0.036 | 0.103 | 0.038 | 0.108 | 0.000 | 0.061 | 0.183 | 0.251 | 0.186 | 0.256 | 0.148 | 0.209 | |
| | Right Cheek | 0.905 | 0.028 | 0.089 | 0.058 | 0.275 | 0.000 | 0.055 | 0.934 | 0.994 | 0.963 | 1.180 | 0.905 | 0.960 | |
| | Right Tilt | 0.397 | 0.026 | 0.028 | 0.004 | 0.230 | 0.000 | 0.018 | 0.423 | 0.425 | 0.401 | 0.627 | 0.397 | 0.415 | |
| Body-worn & Hotspot | Back | 0.503 | 0.396 | 0.283 | 0.395 | 0.171 | 0.008 | 0.202 | 0.899 | 0.786 | 0.898 | 0.674 | 0.511 | 0.706 | |
| | Front | 0.454 | 0.217 | 0.191 | 0.020 | 0.032 | 0.004 | 0.082 | 0.671 | 0.645 | 0.474 | 0.486 | 0.457 | 0.536 | |
| Hotspot | Edge Top | 0.195 | | 0.013 | | 0.020 | | 0.013 | 0.195 | 0.208 | 0.195 | 0.215 | 0.195 | 0.208 | |
| | Edge Right | | | 0.363 | | | | 0.208 | 0.000 | 0.363 | 0.000 | 0.000 | 0.000 | 0.208 | |
| | Edge Bottom | | 0.098 | | 0.022 | | 0.000 | | 0.098 | 0.000 | 0.022 | 0.000 | 0.000 | 0.000 | |
| | Edge Left | 0.870 | 0.382 | | 0.158 | 0.106 | 0.003 | | 1.252 | 0.870 | 1.028 | 0.975 | 0.872 | 0.870 | |
| RF Exposure conditions | Test Position | Standalone SAR (W/kg) | | | | | | | Σ 1-g SAR (W/kg) | | | | | | |
| | | 1 WWAN Cell-on ANT9 | 2 BT (P _{19ghz}) ANT3 | 3 BT (P _{19ghz}) ANT4 | 4 NB UNII (P _{19ghz}) ANT5 | 5 NB UNII (P _{19ghz}) ANT6 | 6 802.15.4 (P _{19ghz}) ANT3 | 7 802.15.4 (P _{19ghz}) ANT4 | 1+2 | 1+3 | 1+4 | 1+5 | 1+6 | 1+7 | |
| Head | Left Cheek | 0.103 | 0.094 | 0.339 | 0.022 | 0.111 | 0.000 | 0.268 | 0.198 | 0.442 | 0.125 | 0.214 | 0.103 | 0.371 | |
| | Left Tilt | 0.027 | 0.036 | 0.103 | 0.038 | 0.108 | 0.000 | 0.061 | 0.063 | 0.130 | 0.065 | 0.135 | 0.027 | 0.068 | |
| | Right Cheek | 0.019 | 0.028 | 0.089 | 0.058 | 0.275 | 0.000 | 0.055 | 0.048 | 0.108 | 0.077 | 0.294 | 0.019 | 0.074 | |
| | Right Tilt | 0.031 | 0.026 | 0.028 | 0.004 | 0.230 | 0.000 | 0.018 | | | | | | | |

12.18. WWAN(PCE) Cell-on & BT & 802.15.4ab NB

| RF Exposure conditions | Test Position | Standalone SAR (W/kg) | | | | | Σ 1-g SAR (W/kg) | | | |
|------------------------|---------------|-----------------------|------------------------------|------------------------------|--------------------|--------------------|------------------|-------|-------|-------|
| | | 1 | 2 | 3 | 4 | 5 | 1+2+4 | 1+2+5 | 1+3+4 | 1+3+5 |
| | | WWAN Cell-on ANT1 | BT (P _{High}) ANT3 | BT (P _{High}) ANT4 | 802.15.4ab NB ANT5 | 802.15.4ab NB ANT6 | | | | |
| Head | Left Cheek | 0.227 | 0.018 | 0.066 | 0.000 | 0.006 | 0.245 | 0.251 | 0.294 | 0.300 |
| | Left Tilt | 0.143 | 0.005 | 0.014 | 0.000 | 0.006 | 0.148 | 0.154 | 0.156 | 0.162 |
| | Right Cheek | 0.385 | 0.008 | 0.017 | 0.000 | 0.034 | 0.393 | 0.427 | 0.402 | 0.436 |
| | Right Tilt | 0.137 | 0.007 | 0.001 | 0.000 | 0.014 | 0.144 | 0.158 | 0.138 | 0.152 |
| Body-worn & Hotspot | Back | 0.944 | 0.097 | 0.062 | 0.075 | 0.032 | 1.116 | 1.074 | 1.081 | 1.038 |
| | Front | 0.545 | 0.054 | 0.037 | 0.000 | 0.008 | 0.599 | 0.607 | 0.582 | 0.590 |
| Hotspot | Edge Top | | | 0.001 | | 0.004 | 0.000 | 0.004 | 0.001 | 0.005 |
| | Edge Right | 0.944 | | 0.073 | | | 0.944 | 0.944 | 1.016 | 1.016 |
| | Edge Bottom | 0.948 | 0.036 | | 0.000 | | 0.984 | 0.984 | 0.948 | 0.948 |
| | Edge Left | 0.471 | 0.090 | | 0.000 | 0.004 | 0.562 | 0.565 | 0.472 | 0.475 |
| RF Exposure conditions | Test Position | Standalone SAR (W/kg) | | | | | Σ 1-g SAR (W/kg) | | | |
| | | 1 | 2 | 3 | 4 | 5 | 1+2+4 | 1+2+5 | 1+3+4 | 1+3+5 |
| | | WWAN Cell-on ANT2 | BT (P _{High}) ANT3 | BT (P _{High}) ANT4 | 802.15.4ab NB ANT5 | 802.15.4ab NB ANT6 | | | | |
| Head | Left Cheek | 0.778 | 0.018 | 0.066 | 0.000 | 0.006 | 0.795 | 0.801 | 0.844 | 0.850 |
| | Left Tilt | 0.906 | 0.005 | 0.014 | 0.000 | 0.006 | 0.911 | 0.918 | 0.919 | 0.926 |
| | Right Cheek | 0.944 | 0.008 | 0.017 | 0.000 | 0.034 | 0.952 | 0.987 | 0.962 | 0.996 |
| | Right Tilt | 0.932 | 0.007 | 0.001 | 0.000 | 0.014 | 0.939 | 0.953 | 0.934 | 0.948 |
| Body-worn & Hotspot | Back | 0.949 | 0.097 | 0.062 | 0.075 | 0.032 | 1.121 | 1.078 | 1.085 | 1.042 |
| | Front | 0.656 | 0.054 | 0.037 | 0.000 | 0.008 | 0.710 | 0.718 | 0.693 | 0.701 |
| Hotspot | Edge Top | 0.950 | | 0.001 | | 0.004 | 0.950 | 0.954 | 0.952 | 0.955 |
| | Edge Right | 0.257 | | 0.073 | | | 0.257 | 0.257 | 0.330 | 0.330 |
| | Edge Bottom | | 0.036 | | 0.000 | | 0.036 | 0.036 | 0.000 | 0.000 |
| | Edge Left | 0.950 | 0.090 | | 0.000 | 0.004 | 1.040 | 1.044 | 0.950 | 0.953 |
| RF Exposure conditions | Test Position | Standalone SAR (W/kg) | | | | | Σ 1-g SAR (W/kg) | | | |
| | | 1 | 2 | 3 | 4 | 5 | 1+2+4 | 1+2+5 | 1+3+4 | 1+3+5 |
| | | WWAN Cell-on ANT3 | BT (P _{High}) ANT3 | BT (P _{High}) ANT4 | 802.15.4ab NB ANT5 | 802.15.4ab NB ANT6 | | | | |
| Head | Left Cheek | 0.407 | 0.018 | 0.066 | 0.000 | 0.006 | 0.425 | 0.431 | 0.474 | 0.480 |
| | Left Tilt | 0.160 | 0.005 | 0.014 | 0.000 | 0.006 | 0.166 | 0.172 | 0.174 | 0.180 |
| | Right Cheek | 0.182 | 0.008 | 0.017 | 0.000 | 0.034 | 0.190 | 0.224 | 0.199 | 0.233 |
| | Right Tilt | 0.208 | 0.007 | 0.001 | 0.000 | 0.014 | 0.214 | 0.228 | 0.209 | 0.223 |
| Body-worn & Hotspot | Back | 0.946 | 0.097 | 0.062 | 0.075 | 0.032 | 1.118 | 1.075 | 1.082 | 1.039 |
| | Front | 0.690 | 0.054 | 0.037 | 0.000 | 0.008 | 0.744 | 0.752 | 0.727 | 0.735 |
| Hotspot | Edge Top | | | 0.001 | | 0.004 | 0.000 | 0.004 | 0.001 | 0.005 |
| | Edge Right | | | 0.073 | | | 0.000 | 0.000 | 0.073 | 0.073 |
| | Edge Bottom | 0.423 | 0.036 | | 0.000 | | 0.459 | 0.459 | 0.423 | 0.423 |
| | Edge Left | 0.939 | 0.090 | | 0.000 | 0.004 | 1.030 | 1.033 | 0.939 | 0.943 |
| RF Exposure conditions | Test Position | Standalone SAR (W/kg) | | | | | Σ 1-g SAR (W/kg) | | | |
| | | 1 | 2 | 3 | 4 | 5 | 1+2+4 | 1+2+5 | 1+3+4 | 1+3+5 |
| | | WWAN Cell-on ANT4 | BT (P _{High}) ANT3 | BT (P _{High}) ANT4 | 802.15.4ab NB ANT5 | 802.15.4ab NB ANT6 | | | | |
| Head | Left Cheek | 0.948 | 0.018 | 0.066 | 0.000 | 0.006 | 0.966 | 0.972 | 1.015 | 1.021 |
| | Left Tilt | 0.604 | 0.005 | 0.014 | 0.000 | 0.006 | 0.610 | 0.616 | 0.618 | 0.624 |
| | Right Cheek | 0.513 | 0.008 | 0.017 | 0.000 | 0.034 | 0.521 | 0.555 | 0.530 | 0.564 |
| | Right Tilt | 0.410 | 0.007 | 0.001 | 0.000 | 0.014 | 0.417 | 0.430 | 0.411 | 0.425 |
| Body-worn & Hotspot | Back | 0.945 | 0.097 | 0.062 | 0.075 | 0.032 | 1.117 | 1.075 | 1.082 | 1.039 |
| | Front | 0.527 | 0.054 | 0.037 | 0.000 | 0.008 | 0.582 | 0.590 | 0.565 | 0.573 |
| Hotspot | Edge Top | 0.515 | | 0.001 | | 0.004 | 0.515 | 0.518 | 0.516 | 0.520 |
| | Edge Right | 0.948 | | 0.073 | | | 0.948 | 0.948 | 1.021 | 1.021 |
| | Edge Bottom | | 0.036 | | 0.000 | | 0.036 | 0.036 | 0.000 | 0.000 |
| | Edge Left | | 0.090 | | 0.000 | 0.004 | 0.090 | 0.094 | 0.000 | 0.004 |

| RF Exposure conditions | Test Position | Standalone SAR (W/kg) | | | | | Σ 1-g SAR (W/kg) | | | |
|------------------------|---------------|-----------------------|------------------------------|------------------------------|--------------------|--------------------|------------------|-------|-------|-------|
| | | 1 | 2 | 3 | 4 | 5 | 1+2+4 | 1+2+5 | 1+3+4 | 1+3+5 |
| | | WWAN Cell-on ANT7 | BT (P _{High}) ANT3 | BT (P _{High}) ANT4 | 802.15.4ab NB ANT5 | 802.15.4ab NB ANT6 | | | | |
| Head | Left Cheek | 0.075 | 0.018 | 0.066 | 0.000 | 0.006 | 0.093 | 0.099 | 0.142 | 0.148 |
| | Left Tilt | 0.038 | 0.005 | 0.014 | 0.000 | 0.006 | 0.044 | 0.050 | 0.052 | 0.058 |
| | Right Cheek | 0.184 | 0.008 | 0.017 | 0.000 | 0.034 | 0.192 | 0.226 | 0.201 | 0.236 |
| | Right Tilt | 0.025 | 0.007 | 0.001 | 0.000 | 0.014 | 0.032 | 0.045 | 0.026 | 0.040 |
| Body-worn & Hotspot | Back | 0.918 | 0.097 | 0.062 | 0.075 | 0.032 | 1.090 | 1.047 | 1.054 | 1.011 |
| | Front | 0.384 | 0.054 | 0.037 | 0.000 | 0.008 | 0.438 | 0.446 | 0.421 | 0.429 |
| Hotspot | Edge Top | | | 0.001 | | 0.004 | 0.000 | 0.004 | 0.001 | 0.005 |
| | Edge Right | 0.871 | | 0.073 | | | 0.871 | 0.871 | 0.944 | 0.944 |
| | Edge Bottom | 0.244 | 0.036 | | 0.000 | | 0.280 | 0.280 | 0.244 | 0.244 |
| | Edge Left | | 0.090 | | 0.000 | 0.004 | 0.090 | 0.094 | 0.000 | 0.004 |
| RF Exposure conditions | Test Position | Standalone SAR (W/kg) | | | | | Σ 1-g SAR (W/kg) | | | |
| | | 1 | 2 | 3 | 4 | 5 | 1+2+4 | 1+2+5 | 1+3+4 | 1+3+5 |
| | | WWAN Cell-on ANT8 | BT (P _{High}) ANT3 | BT (P _{High}) ANT4 | 802.15.4ab NB ANT5 | 802.15.4ab NB ANT6 | | | | |
| Head | Left Cheek | 0.286 | 0.018 | 0.066 | 0.000 | 0.006 | 0.304 | 0.310 | 0.353 | 0.359 |
| | Left Tilt | 0.148 | 0.005 | 0.014 | 0.000 | 0.006 | 0.153 | 0.160 | 0.162 | 0.168 |
| | Right Cheek | 0.905 | 0.008 | 0.017 | 0.000 | 0.034 | 0.914 | 0.948 | 0.923 | 0.957 |
| | Right Tilt | 0.397 | 0.007 | 0.001 | 0.000 | 0.014 | 0.404 | 0.418 | 0.398 | 0.412 |
| Body-worn & Hotspot | Back | 0.503 | 0.097 | 0.062 | 0.075 | 0.032 | 0.676 | 0.633 | 0.640 | 0.597 |
| | Front | 0.454 | 0.054 | 0.037 | 0.000 | 0.008 | 0.508 | 0.516 | 0.491 | 0.499 |
| Hotspot | Edge Top | 0.195 | | 0.001 | | 0.004 | 0.195 | 0.199 | 0.196 | 0.200 |
| | Edge Right | | | 0.073 | | | 0.000 | 0.000 | 0.073 | 0.073 |
| | Edge Bottom | | 0.036 | | 0.000 | | 0.036 | 0.036 | 0.000 | 0.000 |
| | Edge Left | 0.870 | 0.090 | | 0.000 | 0.004 | 0.960 | 0.963 | 0.870 | 0.873 |
| RF Exposure conditions | Test Position | Standalone SAR (W/kg) | | | | | Σ 1-g SAR (W/kg) | | | |
| | | 1 | 2 | 3 | 4 | 5 | 1+2+4 | 1+2+5 | 1+3+4 | 1+3+5 |
| | | WWAN Cell-on ANT9 | BT (P _{High}) ANT3 | BT (P _{High}) ANT4 | 802.15.4ab NB ANT5 | 802.15.4ab NB ANT6 | | | | |
| Head | Left Cheek | 0.103 | 0.018 | 0.066 | 0.000 | 0.006 | 0.121 | 0.127 | 0.170 | 0.176 |
| | Left Tilt | 0.027 | 0.005 | 0.014 | 0.000 | 0.006 | 0.033 | 0.039 | 0.041 | 0.047 |
| | Right Cheek | 0.019 | 0.008 | 0.017 | 0.000 | 0.034 | 0.027 | 0.062 | 0.037 | 0.071 |
| | Right Tilt | 0.031 | 0.007 | 0.001 | 0.000 | 0.014 | 0.038 | 0.052 | 0.032 | 0.046 |
| Body-worn & Hotspot | Back | 0.940 | 0.097 | 0.062 | 0.075 | 0.032 | 1.113 | 1.070 | 1.077 | 1.034 |
| | Front | 0.729 | 0.054 | 0.037 | 0.000 | 0.008 | 0.784 | 0.792 | 0.766 | 0.775 |
| Hotspot | Edge Top | | | 0.001 | | 0.004 | 0.000 | 0.004 | 0.001 | 0.005 |
| | Edge Right | | | 0.073 | | | 0.000 | 0.000 | 0.073 | 0.073 |
| | Edge Bottom | 0.695 | 0.036 | | 0.000 | | 0.731 | 0.731 | 0.695 | 0.695 |
| | Edge Left | 0.816 | 0.090 | | 0.000 | 0.004 | 0.907 | 0.910 | 0.816 | 0.820 |

12.19. WWAN(PCE) Cell-on & 802.15.4 & 802.15.4ab NB

| RF Exposure conditions | Test Position | Standalone SAR (W/kg) | | | | | Σ 1-g SAR (W/kg) | | | |
|------------------------|---------------|-----------------------|------------------------------------|------------------------------------|--------------------|--------------------|------------------|-------|-------|-------|
| | | 1 | 2 | 3 | 4 | 5 | 1+2+4 | 1+2+5 | 1+3+4 | 1+3+5 |
| | | WWAN Cell-on ANT1 | 802.15.4 (P _{High}) ANT3 | 802.15.4 (P _{High}) ANT4 | 802.15.4ab NB ANT5 | 802.15.4ab NB ANT6 | | | | |
| Head | Left Cheek | 0.227 | 0.000 | 0.268 | 0.000 | 0.006 | 0.227 | 0.233 | 0.227 | 0.233 |
| | Left Tilt | 0.143 | 0.000 | 0.061 | 0.000 | 0.006 | 0.143 | 0.149 | 0.143 | 0.149 |
| | Right Cheek | 0.385 | 0.000 | 0.055 | 0.000 | 0.034 | 0.385 | 0.419 | 0.385 | 0.419 |
| | Right Tilt | 0.137 | 0.000 | 0.018 | 0.000 | 0.014 | 0.137 | 0.151 | 0.137 | 0.151 |
| Body-worn & Hotspot | Back | 0.944 | 0.008 | 0.202 | 0.075 | 0.032 | 1.027 | 0.984 | 1.027 | 0.984 |
| | Front | 0.545 | 0.004 | 0.082 | 0.000 | 0.008 | 0.549 | 0.557 | 0.549 | 0.557 |
| Hotspot | Edge Top | | | 0.013 | | 0.004 | 0.000 | 0.004 | 0.000 | 0.004 |
| | Edge Right | 0.944 | | 0.208 | | | 0.944 | 0.944 | 0.944 | 0.944 |
| | Edge Bottom | 0.948 | 0.000 | | 0.000 | | 0.948 | 0.948 | 0.948 | 0.948 |
| | Edge Left | 0.471 | 0.003 | | 0.000 | 0.004 | 0.474 | 0.478 | 0.474 | 0.478 |
| RF Exposure conditions | Test Position | Standalone SAR (W/kg) | | | | | Σ 1-g SAR (W/kg) | | | |
| | | 1 | 2 | 3 | 4 | 5 | 1+2+4 | 1+2+5 | 1+3+4 | 1+3+5 |
| | | WWAN Cell-on ANT2 | 802.15.4 (P _{High}) ANT3 | 802.15.4 (P _{High}) ANT4 | 802.15.4ab NB ANT5 | 802.15.4ab NB ANT6 | | | | |
| Head | Left Cheek | 0.778 | 0.000 | 0.268 | 0.000 | 0.006 | 0.778 | 0.784 | 0.778 | 0.784 |
| | Left Tilt | 0.906 | 0.000 | 0.061 | 0.000 | 0.006 | 0.906 | 0.912 | 0.906 | 0.912 |
| | Right Cheek | 0.944 | 0.000 | 0.055 | 0.000 | 0.034 | 0.944 | 0.979 | 0.944 | 0.979 |
| | Right Tilt | 0.932 | 0.000 | 0.018 | 0.000 | 0.014 | 0.932 | 0.946 | 0.932 | 0.946 |
| Body-worn & Hotspot | Back | 0.949 | 0.008 | 0.202 | 0.075 | 0.032 | 1.031 | 0.988 | 1.031 | 0.988 |
| | Front | 0.656 | 0.004 | 0.082 | 0.000 | 0.008 | 0.659 | 0.668 | 0.659 | 0.668 |
| Hotspot | Edge Top | 0.950 | | 0.013 | | 0.004 | 0.950 | 0.954 | 0.950 | 0.954 |
| | Edge Right | 0.257 | | 0.208 | | | 0.257 | 0.257 | 0.257 | 0.257 |
| | Edge Bottom | | 0.000 | | 0.000 | | 0.000 | 0.000 | 0.000 | 0.000 |
| | Edge Left | 0.950 | 0.003 | | 0.000 | 0.004 | 0.953 | 0.956 | 0.953 | 0.956 |
| RF Exposure conditions | Test Position | Standalone SAR (W/kg) | | | | | Σ 1-g SAR (W/kg) | | | |
| | | 1 | 2 | 3 | 4 | 5 | 1+2+4 | 1+2+5 | 1+3+4 | 1+3+5 |
| | | WWAN Cell-on ANT3 | 802.15.4 (P _{High}) ANT3 | 802.15.4 (P _{High}) ANT4 | 802.15.4ab NB ANT5 | 802.15.4ab NB ANT6 | | | | |
| Head | Left Cheek | 0.407 | 0.000 | 0.268 | 0.000 | 0.006 | 0.407 | 0.414 | 0.407 | 0.414 |
| | Left Tilt | 0.160 | 0.000 | 0.061 | 0.000 | 0.006 | 0.160 | 0.167 | 0.160 | 0.167 |
| | Right Cheek | 0.182 | 0.000 | 0.055 | 0.000 | 0.034 | 0.182 | 0.216 | 0.182 | 0.216 |
| | Right Tilt | 0.208 | 0.000 | 0.018 | 0.000 | 0.014 | 0.208 | 0.222 | 0.208 | 0.222 |
| Body-worn & Hotspot | Back | 0.946 | 0.008 | 0.202 | 0.075 | 0.032 | 1.028 | 0.986 | 1.028 | 0.986 |
| | Front | 0.690 | 0.004 | 0.082 | 0.000 | 0.008 | 0.694 | 0.702 | 0.694 | 0.702 |
| Hotspot | Edge Top | | | 0.013 | | 0.004 | 0.000 | 0.004 | 0.000 | 0.004 |
| | Edge Right | | | 0.208 | | | 0.000 | 0.000 | 0.000 | 0.000 |
| | Edge Bottom | 0.423 | 0.000 | | 0.000 | | 0.423 | 0.423 | 0.423 | 0.423 |
| | Edge Left | 0.939 | 0.003 | | 0.000 | 0.004 | 0.942 | 0.946 | 0.942 | 0.946 |
| RF Exposure conditions | Test Position | Standalone SAR (W/kg) | | | | | Σ 1-g SAR (W/kg) | | | |
| | | 1 | 2 | 3 | 4 | 5 | 1+2+4 | 1+2+5 | 1+3+4 | 1+3+5 |
| | | WWAN Cell-on ANT4 | 802.15.4 (P _{High}) ANT3 | 802.15.4 (P _{High}) ANT4 | 802.15.4ab NB ANT5 | 802.15.4ab NB ANT6 | | | | |
| Head | Left Cheek | 0.948 | 0.000 | 0.268 | 0.000 | 0.006 | 0.949 | 0.955 | 0.949 | 0.955 |
| | Left Tilt | 0.604 | 0.000 | 0.061 | 0.000 | 0.006 | 0.604 | 0.611 | 0.604 | 0.611 |
| | Right Cheek | 0.513 | 0.000 | 0.055 | 0.000 | 0.034 | 0.513 | 0.547 | 0.513 | 0.547 |
| | Right Tilt | 0.410 | 0.000 | 0.018 | 0.000 | 0.014 | 0.410 | 0.424 | 0.410 | 0.424 |
| Body-worn & Hotspot | Back | 0.945 | 0.008 | 0.202 | 0.075 | 0.032 | 1.028 | 0.985 | 1.028 | 0.985 |
| | Front | 0.527 | 0.004 | 0.082 | 0.000 | 0.008 | 0.531 | 0.539 | 0.531 | 0.539 |
| Hotspot | Edge Top | 0.515 | | 0.013 | | 0.004 | 0.515 | 0.518 | 0.515 | 0.518 |
| | Edge Right | 0.948 | | 0.208 | | | 0.948 | 0.948 | 0.948 | 0.948 |
| | Edge Bottom | | 0.000 | | 0.000 | | 0.000 | 0.000 | 0.000 | 0.000 |
| | Edge Left | | 0.003 | | 0.000 | 0.004 | 0.003 | 0.006 | 0.003 | 0.006 |

| RF Exposure conditions | Test Position | Standalone SAR (W/kg) | | | | | Σ 1-g SAR (W/kg) | | | |
|------------------------|---------------|-----------------------|------------------------------------|------------------------------------|--------------------|--------------------|------------------|-------|-------|-------|
| | | 1 | 2 | 3 | 4 | 5 | 1+2+4 | 1+2+5 | 1+3+4 | 1+3+5 |
| | | WWAN Cell-on ANT7 | 802.15.4 (P _{High}) ANT3 | 802.15.4 (P _{High}) ANT4 | 802.15.4ab NB ANT5 | 802.15.4ab NB ANT6 | | | | |
| Head | Left Cheek | 0.075 | 0.000 | 0.268 | 0.000 | 0.006 | 0.075 | 0.082 | 0.075 | 0.082 |
| | Left Tilt | 0.038 | 0.000 | 0.061 | 0.000 | 0.006 | 0.038 | 0.045 | 0.038 | 0.045 |
| | Right Cheek | 0.184 | 0.000 | 0.055 | 0.000 | 0.034 | 0.184 | 0.218 | 0.184 | 0.218 |
| | Right Tilt | 0.025 | 0.000 | 0.018 | 0.000 | 0.014 | 0.025 | 0.039 | 0.025 | 0.039 |
| Body-worn & Hotspot | Back | 0.918 | 0.008 | 0.202 | 0.075 | 0.032 | 1.000 | 0.958 | 1.000 | 0.958 |
| | Front | 0.384 | 0.004 | 0.082 | 0.000 | 0.008 | 0.387 | 0.396 | 0.387 | 0.396 |
| Hotspot | Edge Top | | | 0.013 | | 0.004 | 0.000 | 0.004 | 0.000 | 0.004 |
| | Edge Right | 0.871 | | 0.208 | | | 0.871 | 0.871 | 0.871 | 0.871 |
| | Edge Bottom | 0.244 | 0.000 | | 0.000 | | 0.244 | 0.244 | 0.244 | 0.244 |
| | Edge Left | | 0.003 | | 0.000 | 0.004 | 0.003 | 0.006 | 0.003 | 0.006 |
| RF Exposure conditions | Test Position | Standalone SAR (W/kg) | | | | | Σ 1-g SAR (W/kg) | | | |
| | | 1 | 2 | 3 | 4 | 5 | 1+2+4 | 1+2+5 | 1+3+4 | 1+3+5 |
| | | WWAN Cell-on ANT8 | 802.15.4 (P _{High}) ANT3 | 802.15.4 (P _{High}) ANT4 | 802.15.4ab NB ANT5 | 802.15.4ab NB ANT6 | | | | |
| Head | Left Cheek | 0.286 | 0.000 | 0.268 | 0.000 | 0.006 | 0.286 | 0.293 | 0.286 | 0.293 |
| | Left Tilt | 0.148 | 0.000 | 0.061 | 0.000 | 0.006 | 0.148 | 0.154 | 0.148 | 0.154 |
| | Right Cheek | 0.905 | 0.000 | 0.055 | 0.000 | 0.034 | 0.905 | 0.940 | 0.905 | 0.940 |
| | Right Tilt | 0.397 | 0.000 | 0.018 | 0.000 | 0.014 | 0.397 | 0.411 | 0.397 | 0.411 |
| Body-worn & Hotspot | Back | 0.503 | 0.008 | 0.202 | 0.075 | 0.032 | 0.586 | 0.543 | 0.586 | 0.543 |
| | Front | 0.454 | 0.004 | 0.082 | 0.000 | 0.008 | 0.458 | 0.466 | 0.458 | 0.466 |
| Hotspot | Edge Top | 0.195 | | 0.013 | | 0.004 | 0.195 | 0.199 | 0.195 | 0.199 |
| | Edge Right | | | 0.208 | | | 0.000 | 0.000 | 0.000 | 0.000 |
| | Edge Bottom | | 0.000 | | 0.000 | | 0.000 | 0.000 | 0.000 | 0.000 |
| | Edge Left | 0.870 | 0.003 | | 0.000 | 0.004 | 0.872 | 0.876 | 0.872 | 0.876 |
| RF Exposure conditions | Test Position | Standalone SAR (W/kg) | | | | | Σ 1-g SAR (W/kg) | | | |
| | | 1 | 2 | 3 | 4 | 5 | 1+2+4 | 1+2+5 | 1+3+4 | 1+3+5 |
| | | WWAN Cell-on ANT9 | 802.15.4 (P _{High}) ANT3 | 802.15.4 (P _{High}) ANT4 | 802.15.4ab NB ANT5 | 802.15.4ab NB ANT6 | | | | |
| Head | Left Cheek | 0.103 | 0.000 | 0.268 | 0.000 | 0.006 | 0.104 | 0.110 | 0.104 | 0.110 |
| | Left Tilt | 0.027 | 0.000 | 0.061 | 0.000 | 0.006 | 0.027 | 0.034 | 0.027 | 0.034 |
| | Right Cheek | 0.019 | 0.000 | 0.055 | 0.000 | 0.034 | 0.019 | 0.054 | 0.019 | 0.054 |
| | Right Tilt | 0.031 | 0.000 | 0.018 | 0.000 | 0.014 | 0.031 | 0.045 | 0.031 | 0.045 |
| Body-worn & Hotspot | Back | 0.940 | 0.008 | 0.202 | 0.075 | 0.032 | 1.023 | 0.980 | 1.023 | 0.980 |
| | Front | 0.729 | 0.004 | 0.082 | 0.000 | 0.008 | 0.733 | 0.741 | 0.733 | 0.741 |
| Hotspot | Edge Top | | | 0.013 | | 0.004 | 0.000 | 0.004 | 0.000 | 0.004 |
| | Edge Right | | | 0.208 | | | 0.000 | 0.000 | 0.000 | 0.000 |
| | Edge Bottom | 0.695 | 0.000 | | 0.000 | | 0.695 | 0.695 | 0.695 | 0.695 |
| | Edge Left | 0.816 | 0.003 | | 0.000 | 0.004 | 0.819 | 0.823 | 0.819 | 0.823 |

12.20. WWAN(PCE) Cell-on & Wi-Fi 2.4G Power State 4 & NB UNII

| RF Exposure conditions | Test Position | Standalone SAR (W/kg) | | | | | Σ 1-g SAR (W/kg) | | | |
|------------------------|---------------|-----------------------|--------------------------|--------------------------|----------------------------------|----------------------------------|------------------|-------|-------|-------|
| | | 1 | 2 | 3 | 4 | 5 | 1+2+4 | 1+2+5 | 1+3+4 | 1+3+5 |
| | | WWAN Cell-on ANT1 | Wi-Fi 2.4G Pstate 4 ANT3 | Wi-Fi 2.4G Pstate 4 ANT4 | NB UNII (P _{Low}) ANT5 | NB UNII (P _{Low}) ANT6 | | | | |
| Head | Left Cheek | 0.092 | 0.127 | 0.389 | 0.000 | 0.000 | 0.218 | 0.218 | 0.481 | 0.481 |
| | Left Tilt | 0.098 | 0.127 | 0.203 | 0.000 | 0.005 | 0.224 | 0.229 | 0.301 | 0.306 |
| | Right Cheek | 0.220 | 0.127 | 0.203 | 0.000 | 0.010 | 0.346 | 0.356 | 0.423 | 0.433 |
| | Right Tilt | 0.032 | 0.127 | 0.203 | 0.000 | 0.009 | 0.158 | 0.167 | 0.235 | 0.244 |
| Body-worn & Hotspot | Back | 0.833 | 0.368 | 0.445 | 0.052 | 0.032 | 1.253 | 1.233 | 1.330 | 1.310 |
| | Front | 0.428 | 0.368 | 0.177 | 0.001 | 0.000 | 0.797 | 0.796 | 0.606 | 0.605 |
| Hotspot | Edge Top | | | 0.177 | | 0.000 | 0.000 | 0.000 | 0.177 | 0.177 |
| | Edge Right | 0.932 | | 0.406 | | | 0.932 | 0.932 | 1.338 | 1.338 |
| | Edge Bottom | 0.402 | 0.368 | | 0.001 | | 0.770 | 0.769 | 0.403 | 0.402 |
| | Edge Left | | 0.368 | | 0.007 | 0.013 | 0.375 | 0.381 | 0.007 | 0.013 |
| RF Exposure conditions | Test Position | Standalone SAR (W/kg) | | | | | Σ 1-g SAR (W/kg) | | | |
| | | 1 | 2 | 3 | 4 | 5 | 1+2+4 | 1+2+5 | 1+3+4 | 1+3+5 |
| | | WWAN Cell-on ANT2 | Wi-Fi 2.4G Pstate 4 ANT3 | Wi-Fi 2.4G Pstate 4 ANT4 | NB UNII (P _{Low}) ANT5 | NB UNII (P _{Low}) ANT6 | | | | |
| Head | Left Cheek | 0.778 | 0.127 | 0.389 | 0.000 | 0.000 | 0.904 | 0.904 | 1.167 | 1.167 |
| | Left Tilt | 0.906 | 0.127 | 0.203 | 0.000 | 0.005 | 1.032 | 1.037 | 1.109 | 1.114 |
| | Right Cheek | 0.944 | 0.127 | 0.203 | 0.000 | 0.010 | 1.071 | 1.081 | 1.148 | 1.158 |
| | Right Tilt | 0.932 | 0.127 | 0.203 | 0.000 | 0.009 | 1.059 | 1.068 | 1.136 | 1.145 |
| Body-worn & Hotspot | Back | 0.949 | 0.368 | 0.445 | 0.052 | 0.032 | 1.368 | 1.348 | 1.445 | 1.425 |
| | Front | 0.656 | 0.368 | 0.177 | 0.001 | 0.000 | 1.025 | 1.024 | 0.834 | 0.833 |
| Hotspot | Edge Top | 0.950 | | 0.177 | | 0.000 | 0.950 | 0.950 | 1.127 | 1.127 |
| | Edge Right | 0.257 | | 0.406 | | | 0.257 | 0.257 | 0.663 | 0.663 |
| | Edge Bottom | | 0.368 | | 0.001 | | 0.369 | 0.368 | 0.001 | 0.000 |
| | Edge Left | 0.950 | 0.368 | | 0.007 | 0.013 | 1.325 | 1.331 | 0.957 | 0.963 |
| RF Exposure conditions | Test Position | Standalone SAR (W/kg) | | | | | Σ 1-g SAR (W/kg) | | | |
| | | 1 | 2 | 3 | 4 | 5 | 1+2+4 | 1+2+5 | 1+3+4 | 1+3+5 |
| | | WWAN Cell-on ANT3 | Wi-Fi 2.4G Pstate 4 ANT3 | Wi-Fi 2.4G Pstate 4 ANT4 | NB UNII (P _{Low}) ANT5 | NB UNII (P _{Low}) ANT6 | | | | |
| Head | Left Cheek | 0.407 | 0.127 | 0.389 | 0.000 | 0.000 | 0.534 | 0.534 | 0.796 | 0.796 |
| | Left Tilt | 0.160 | 0.127 | 0.203 | 0.000 | 0.005 | 0.287 | 0.292 | 0.364 | 0.369 |
| | Right Cheek | 0.182 | 0.127 | 0.203 | 0.000 | 0.010 | 0.309 | 0.319 | 0.385 | 0.395 |
| | Right Tilt | 0.208 | 0.127 | 0.203 | 0.000 | 0.009 | 0.334 | 0.343 | 0.411 | 0.420 |
| Body-worn & Hotspot | Back | 0.946 | 0.368 | 0.445 | 0.052 | 0.032 | 1.366 | 1.346 | 1.443 | 1.423 |
| | Front | 0.690 | 0.368 | 0.177 | 0.001 | 0.000 | 1.059 | 1.058 | 0.868 | 0.867 |
| Hotspot | Edge Top | | | 0.177 | | 0.000 | 0.000 | 0.000 | 0.177 | 0.177 |
| | Edge Right | | | 0.406 | | | 0.000 | 0.000 | 0.406 | 0.406 |
| | Edge Bottom | 0.423 | 0.368 | | 0.001 | | 0.792 | 0.791 | 0.424 | 0.423 |
| | Edge Left | 0.939 | 0.368 | | 0.007 | 0.013 | 1.314 | 1.320 | 0.946 | 0.952 |
| RF Exposure conditions | Test Position | Standalone SAR (W/kg) | | | | | Σ 1-g SAR (W/kg) | | | |
| | | 1 | 2 | 3 | 4 | 5 | 1+2+4 | 1+2+5 | 1+3+4 | 1+3+5 |
| | | WWAN Cell-on ANT4 | Wi-Fi 2.4G Pstate 4 ANT3 | Wi-Fi 2.4G Pstate 4 ANT4 | NB UNII (P _{Low}) ANT5 | NB UNII (P _{Low}) ANT6 | | | | |
| Head | Left Cheek | 0.948 | 0.127 | 0.389 | 0.000 | 0.000 | 1.075 | 1.075 | 1.338 | 1.338 |
| | Left Tilt | 0.604 | 0.127 | 0.203 | 0.000 | 0.005 | 0.731 | 0.736 | 0.808 | 0.812 |
| | Right Cheek | 0.513 | 0.127 | 0.203 | 0.000 | 0.010 | 0.639 | 0.649 | 0.716 | 0.726 |
| | Right Tilt | 0.410 | 0.127 | 0.203 | 0.000 | 0.009 | 0.536 | 0.545 | 0.613 | 0.622 |
| Body-worn & Hotspot | Back | 0.945 | 0.368 | 0.445 | 0.052 | 0.032 | 1.365 | 1.345 | 1.442 | 1.422 |
| | Front | 0.527 | 0.368 | 0.177 | 0.001 | 0.000 | 0.896 | 0.895 | 0.705 | 0.705 |
| Hotspot | Edge Top | 0.515 | | 0.177 | | 0.000 | 0.515 | 0.515 | 0.692 | 0.692 |
| | Edge Right | 0.948 | | 0.406 | | | 0.948 | 0.948 | 1.354 | 1.354 |
| | Edge Bottom | | 0.368 | | 0.001 | | 0.369 | 0.368 | 0.001 | 0.000 |
| | Edge Left | | 0.368 | | 0.007 | 0.013 | 0.375 | 0.381 | 0.007 | 0.013 |

| RF Exposure conditions | Test Position | Standalone SAR (W/kg) | | | | | Σ 1-g SAR (W/kg) | | | |
|------------------------|---------------|-----------------------|--------------------------|--------------------------|----------------------------------|----------------------------------|------------------|-------|-------|-------|
| | | 1 | 2 | 3 | 4 | 5 | 1+2+4 | 1+2+5 | 1+3+4 | 1+3+5 |
| | | WWAN Cell-on ANT7 | Wi-Fi 2.4G Pstate 4 ANT3 | Wi-Fi 2.4G Pstate 4 ANT4 | NB UNII (P _{Low}) ANT5 | NB UNII (P _{Low}) ANT6 | | | | |
| Head | Left Cheek | 0.075 | 0.127 | 0.389 | 0.000 | 0.000 | 0.202 | 0.202 | 0.464 | 0.464 |
| | Left Tilt | 0.038 | 0.127 | 0.203 | 0.000 | 0.005 | 0.165 | 0.170 | 0.242 | 0.246 |
| | Right Cheek | 0.184 | 0.127 | 0.203 | 0.000 | 0.010 | 0.311 | 0.321 | 0.387 | 0.397 |
| | Right Tilt | 0.025 | 0.127 | 0.203 | 0.000 | 0.009 | 0.151 | 0.160 | 0.228 | 0.237 |
| Body-worn & Hotspot | Back | 0.918 | 0.368 | 0.445 | 0.052 | 0.032 | 1.338 | 1.318 | 1.414 | 1.394 |
| | Front | 0.384 | 0.368 | 0.177 | 0.001 | 0.000 | 0.753 | 0.752 | 0.562 | 0.561 |
| Hotspot | Edge Top | | | 0.177 | | 0.000 | 0.000 | 0.000 | 0.177 | 0.177 |
| | Edge Right | 0.871 | | 0.406 | | | 0.871 | 0.871 | 1.277 | 1.277 |
| | Edge Bottom | | 0.368 | | 0.001 | | 0.612 | 0.611 | 0.245 | 0.244 |
| | Edge Left | | 0.368 | | 0.007 | 0.013 | 0.375 | 0.381 | 0.007 | 0.013 |
| RF Exposure conditions | Test Position | Standalone SAR (W/kg) | | | | | Σ 1-g SAR (W/kg) | | | |
| | | 1 | 2 | 3 | 4 | 5 | 1+2+4 | 1+2+5 | 1+3+4 | 1+3+5 |
| | | WWAN Cell-on ANT8 | Wi-Fi 2.4G Pstate 4 ANT3 | Wi-Fi 2.4G Pstate 4 ANT4 | NB UNII (P _{Low}) ANT5 | NB UNII (P _{Low}) ANT6 | | | | |
| Head | Left Cheek | 0.286 | 0.127 | 0.389 | 0.000 | 0.000 | 0.413 | 0.413 | 0.675 | 0.675 |
| | Left Tilt | 0.148 | 0.127 | 0.203 | 0.000 | 0.005 | 0.275 | 0.279 | 0.351 | 0.356 |
| | Right Cheek | 0.905 | 0.127 | 0.203 | 0.000 | 0.010 | 1.032 | 1.042 | 1.109 | 1.119 |
| | Right Tilt | 0.397 | 0.127 | 0.203 | 0.000 | 0.009 | 0.523 | 0.532 | 0.600 | 0.609 |
| Body-worn & Hotspot | Back | 0.503 | 0.368 | 0.445 | 0.052 | 0.032 | 0.923 | 0.903 | 1.000 | 0.980 |
| | Front | 0.454 | 0.368 | 0.177 | 0.001 | 0.000 | 0.823 | 0.822 | 0.632 | 0.631 |
| Hotspot | Edge Top | 0.195 | | 0.177 | | 0.000 | 0.195 | 0.195 | 0.372 | 0.372 |
| | Edge Right | | | 0.406 | | | 0.000 | 0.000 | 0.406 | 0.406 |
| | Edge Bottom | | 0.368 | | 0.001 | | 0.369 | 0.368 | 0.001 | 0.000 |
| | Edge Left | 0.870 | 0.368 | | 0.007 | 0.013 | 1.244 | 1.250 | 0.877 | 0.883 |
| RF Exposure conditions | Test Position | Standalone SAR (W/kg) | | | | | Σ 1-g SAR (W/kg) | | | |
| | | 1 | 2 | 3 | 4 | 5 | 1+2+4 | 1+2+5 | 1+3+4 | 1+3+5 |
| | | WWAN Cell-on ANT9 | Wi-Fi 2.4G Pstate 4 ANT3 | Wi-Fi 2.4G Pstate 4 ANT4 | NB UNII (P _{Low}) ANT5 | NB UNII (P _{Low}) ANT6 | | | | |
| Head | Left Cheek | 0.103 | 0.127 | 0.389 | 0.000 | 0.000 | 0.230 | 0.230 | 0.493 | 0.493 |
| | Left Tilt | 0.027 | 0.127 | 0.203 | 0.000 | 0.005 | 0.154 | 0.159 | 0.231 | 0.235 |
| | Right Cheek | 0.019 | 0.127 | 0.203 | 0.000 | 0.010 | 0.146 | 0.156 | 0.223 | 0.233 |
| | Right Tilt | 0.031 | 0.127 | 0.203 | 0.000 | 0.009 | 0.157 | 0.166 | 0.234 | 0.243 |
| Body-worn & Hotspot | Back | 0.940 | 0.368 | 0.445 | 0.052 | 0.032 | 1.360 | 1.340 | 1.437 | 1.417 |
| | Front | 0.729 | 0.368 | 0.177 | 0.001 | 0.000 | 1.098 | 1.097 | 0.907 | 0.906 |
| Hotspot | Edge Top | | | 0.177 | | 0.000 | 0.000 | 0.000 | 0.177 | 0.177 |
| | Edge Right | | | 0.406 | | | 0.000 | 0.000 | 0.406 | 0.406 |
| | Edge Bottom | 0.695 | 0.368 | | 0.001 | | 1.063 | 1.062 | 0.696 | 0.695 |
| | Edge Left | 0.816 | 0.368 | | 0.007 | 0.013 | 1.191 | 1.197 | 0.823 | 0.829 |

12.21. WWAN(PCE) Cell-on & Wi-Fi 5G Power State 4 & BT & 802.15.4

| RF Exposure conditions | Test Position | Standalone SAR (W/kg) | | | | | | | Σ 1-g SAR (W/kg) | | | | | | | |
|------------------------|---------------|-----------------------|------------------------|------------------------|-----------------------------|-----------------------------|-----------------------------------|-----------------------------------|------------------|-------|-------|-------|-------|-------|-------|-------|
| | | 1 | 2 | 3 | 4 | 5 | 6 | 7 | 1+2+4 | 1+2+5 | 1+3+4 | 1+3+5 | 1+2+6 | 1+2+7 | 1+3+6 | 1+3+7 |
| | | WWAN Cell-on ANT1 | Wi-Fi 5G Pstate 4 ANT5 | Wi-Fi 5G Pstate 4 ANT6 | BT (P _{low}) ANT3 | BT (P _{low}) ANT4 | 802.15.4 (P _{low}) ANT3 | 802.15.4 (P _{low}) ANT4 | | | | | | | | |
| Head | Left Cheek | 0.092 | 0.099 | 0.389 | 0.018 | 0.066 | 0.000 | 0.019 | 0.208 | 0.257 | 0.498 | 0.547 | 0.191 | 0.209 | 0.481 | 0.499 |
| | Left Tilt | 0.098 | 0.099 | 0.389 | 0.005 | 0.014 | 0.000 | 0.003 | 0.202 | 0.210 | 0.492 | 0.500 | 0.197 | 0.200 | 0.487 | 0.490 |
| | Right Cheek | 0.220 | 0.099 | 0.389 | 0.008 | 0.017 | 0.000 | 0.004 | 0.327 | 0.336 | 0.617 | 0.626 | 0.319 | 0.323 | 0.609 | 0.613 |
| | Right Tilt | 0.032 | 0.099 | 0.389 | 0.007 | 0.001 | 0.000 | 0.001 | 0.137 | 0.132 | 0.427 | 0.422 | 0.131 | 0.132 | 0.421 | 0.421 |
| | Hotspot | 0.428 | 0.090 | 0.414 | 0.054 | 0.037 | 0.000 | 0.009 | 0.572 | 0.555 | 0.717 | 0.700 | 0.518 | 0.527 | 0.663 | 0.672 |
| Body-worn & Hotspot | Back | 0.833 | 0.456 | 0.447 | 0.097 | 0.062 | 0.000 | 0.022 | 1.387 | 1.351 | 1.378 | 1.342 | 1.290 | 1.312 | 1.281 | 1.303 |
| | Front | 0.428 | 0.090 | 0.235 | 0.054 | 0.037 | 0.000 | 0.009 | 0.572 | 0.555 | 0.717 | 0.700 | 0.518 | 0.527 | 0.663 | 0.672 |
| | Edge Top | | | 0.235 | | 0.001 | | 0.001 | 0.000 | 0.001 | 0.235 | 0.236 | 0.000 | 0.001 | 0.235 | 0.236 |
| | Edge Right | 0.932 | | | | 0.073 | | 0.024 | 0.932 | 1.005 | 0.932 | 1.005 | 0.932 | 0.957 | 0.932 | 0.957 |
| | Edge Bottom | 0.402 | 0.090 | | 0.036 | | 0.000 | | 0.528 | 0.492 | 0.438 | 0.402 | 0.492 | 0.492 | 0.402 | 0.402 |
| Head | Left Cheek | 0.778 | 0.099 | 0.389 | 0.018 | 0.066 | 0.000 | 0.019 | 0.894 | 0.943 | 1.184 | 1.233 | 0.877 | 0.895 | 1.167 | 1.185 |
| | Left Tilt | 0.906 | 0.099 | 0.389 | 0.005 | 0.014 | 0.000 | 0.003 | 1.010 | 1.018 | 1.300 | 1.308 | 1.005 | 1.008 | 1.295 | 1.298 |
| | Right Cheek | 0.944 | 0.099 | 0.389 | 0.008 | 0.017 | 0.000 | 0.004 | 1.051 | 1.060 | 1.341 | 1.350 | 1.043 | 1.047 | 1.333 | 1.337 |
| | Right Tilt | 0.932 | 0.099 | 0.389 | 0.007 | 0.001 | 0.000 | 0.001 | 1.038 | 1.033 | 1.328 | 1.322 | 1.031 | 1.032 | 1.321 | 1.322 |
| | Hotspot | 0.949 | 0.456 | 0.447 | 0.097 | 0.062 | 0.000 | 0.022 | 1.502 | 1.467 | 1.493 | 1.458 | 1.405 | 1.427 | 1.396 | 1.418 |
| Body-worn & Hotspot | Back | 0.946 | 0.456 | 0.447 | 0.097 | 0.062 | 0.000 | 0.022 | 1.500 | 1.464 | 1.491 | 1.455 | 1.402 | 1.424 | 1.393 | 1.415 |
| | Front | 0.690 | 0.090 | 0.235 | 0.054 | 0.037 | 0.000 | 0.009 | 0.834 | 0.817 | 0.979 | 0.962 | 0.780 | 0.789 | 0.925 | 0.934 |
| | Edge Top | | | 0.235 | | 0.001 | | 0.001 | 0.000 | 0.001 | 0.235 | 0.236 | 0.000 | 0.001 | 0.235 | 0.236 |
| | Edge Right | 0.932 | | | | 0.073 | | 0.024 | 0.932 | 1.005 | 0.932 | 1.005 | 0.932 | 0.957 | 0.932 | 0.957 |
| | Edge Bottom | 0.423 | 0.090 | | 0.036 | | 0.000 | | 0.549 | 0.513 | 0.459 | 0.423 | 0.513 | 0.513 | 0.423 | 0.423 |
| Head | Left Cheek | 0.407 | 0.099 | 0.389 | 0.018 | 0.066 | 0.000 | 0.019 | 0.524 | 0.573 | 0.814 | 0.863 | 0.506 | 0.525 | 0.796 | 0.815 |
| | Left Tilt | 0.160 | 0.099 | 0.389 | 0.005 | 0.014 | 0.000 | 0.003 | 0.265 | 0.273 | 0.555 | 0.563 | 0.259 | 0.262 | 0.549 | 0.552 |
| | Right Cheek | 0.182 | 0.099 | 0.389 | 0.008 | 0.017 | 0.000 | 0.004 | 0.289 | 0.298 | 0.579 | 0.588 | 0.281 | 0.285 | 0.571 | 0.575 |
| | Right Tilt | 0.208 | 0.099 | 0.389 | 0.007 | 0.001 | 0.000 | 0.001 | 0.313 | 0.308 | 0.603 | 0.598 | 0.307 | 0.307 | 0.597 | 0.597 |
| | Hotspot | 0.946 | 0.456 | 0.447 | 0.097 | 0.062 | 0.000 | 0.022 | 1.500 | 1.464 | 1.491 | 1.455 | 1.402 | 1.424 | 1.393 | 1.415 |
| Body-worn & Hotspot | Back | 0.946 | 0.456 | 0.447 | 0.097 | 0.062 | 0.000 | 0.022 | 1.500 | 1.464 | 1.491 | 1.455 | 1.402 | 1.424 | 1.393 | 1.415 |
| | Front | 0.690 | 0.090 | 0.235 | 0.054 | 0.037 | 0.000 | 0.009 | 0.834 | 0.817 | 0.979 | 0.962 | 0.780 | 0.789 | 0.925 | 0.934 |
| | Edge Top | | | 0.235 | | 0.001 | | 0.001 | 0.000 | 0.001 | 0.235 | 0.236 | 0.000 | 0.001 | 0.235 | 0.236 |
| | Edge Right | 0.932 | | | | 0.073 | | 0.024 | 0.932 | 1.005 | 0.932 | 1.005 | 0.932 | 0.957 | 0.932 | 0.957 |
| | Edge Bottom | 0.423 | 0.090 | | 0.036 | | 0.000 | | 0.549 | 0.513 | 0.459 | 0.423 | 0.513 | 0.513 | 0.423 | 0.423 |
| Head | Left Cheek | 0.948 | 0.099 | 0.389 | 0.018 | 0.066 | 0.000 | 0.019 | 1.065 | 1.114 | 1.355 | 1.404 | 1.048 | 1.066 | 1.337 | 1.356 |
| | Left Tilt | 0.604 | 0.099 | 0.389 | 0.005 | 0.014 | 0.000 | 0.003 | 0.709 | 0.717 | 0.998 | 1.007 | 0.703 | 0.706 | 0.993 | 0.996 |
| | Right Cheek | 0.513 | 0.099 | 0.389 | 0.008 | 0.017 | 0.000 | 0.004 | 0.620 | 0.629 | 0.910 | 0.919 | 0.612 | 0.616 | 0.902 | 0.906 |
| | Right Tilt | 0.410 | 0.099 | 0.389 | 0.007 | 0.001 | 0.000 | 0.001 | 0.515 | 0.510 | 0.805 | 0.800 | 0.509 | 0.509 | 0.799 | 0.799 |
| | Hotspot | 0.945 | 0.456 | 0.447 | 0.097 | 0.062 | 0.000 | 0.022 | 1.499 | 1.463 | 1.490 | 1.454 | 1.402 | 1.423 | 1.393 | 1.414 |
| Body-worn & Hotspot | Back | 0.945 | 0.456 | 0.447 | 0.097 | 0.062 | 0.000 | 0.022 | 1.499 | 1.463 | 1.490 | 1.454 | 1.402 | 1.423 | 1.393 | 1.414 |
| | Front | 0.527 | 0.090 | 0.235 | 0.054 | 0.037 | 0.000 | 0.009 | 0.672 | 0.655 | 0.817 | 0.800 | 0.618 | 0.627 | 0.763 | 0.772 |
| | Edge Top | | | 0.235 | | 0.001 | | 0.001 | 0.000 | 0.001 | 0.235 | 0.236 | 0.000 | 0.001 | 0.235 | 0.236 |
| | Edge Right | 0.948 | | | | 0.073 | | 0.024 | 0.948 | 1.021 | 0.948 | 1.021 | 0.948 | 0.972 | 0.948 | 0.972 |
| | Edge Bottom | 0.423 | 0.090 | | 0.036 | | 0.000 | | 0.549 | 0.513 | 0.459 | 0.423 | 0.513 | 0.513 | 0.423 | 0.423 |
| Head | Left Cheek | 0.075 | 0.099 | 0.389 | 0.018 | 0.066 | 0.000 | 0.019 | 0.192 | 0.241 | 0.482 | 0.531 | 0.174 | 0.193 | 0.464 | 0.483 |
| | Left Tilt | 0.038 | 0.099 | 0.389 | 0.005 | 0.014 | 0.000 | 0.003 | 0.143 | 0.151 | 0.432 | 0.441 | 0.137 | 0.140 | 0.427 | 0.430 |
| | Right Cheek | 0.184 | 0.099 | 0.389 | 0.008 | 0.017 | 0.000 | 0.004 | 0.291 | 0.300 | 0.581 | 0.590 | 0.283 | 0.287 | 0.573 | 0.577 |
| | Right Tilt | 0.025 | 0.099 | 0.389 | 0.007 | 0.001 | 0.000 | 0.001 | 0.130 | 0.125 | 0.420 | 0.415 | 0.124 | 0.125 | 0.414 | 0.414 |
| | Hotspot | 0.918 | 0.456 | 0.447 | 0.097 | 0.062 | 0.000 | 0.022 | 1.472 | 1.436 | 1.463 | 1.427 | 1.374 | 1.396 | 1.365 | 1.387 |
| Body-worn & Hotspot | Back | 0.918 | 0.456 | 0.447 | 0.097 | 0.062 | 0.000 | 0.022 | 1.472 | 1.436 | 1.463 | 1.427 | 1.374 | 1.396 | 1.365 | 1.387 |
| | Front | 0.384 | 0.090 | 0.235 | 0.054 | 0.037 | 0.000 | 0.009 | 0.528 | 0.511 | 0.673 | 0.656 | 0.474 | 0.483 | 0.619 | 0.628 |
| | Edge Top | | | 0.235 | | 0.001 | | 0.001 | 0.000 | 0.001 | 0.235 | 0.236 | 0.000 | 0.001 | 0.235 | 0.236 |
| | Edge Right | 0.871 | | | | 0.073 | | 0.024 | 0.871 | 0.944 | 0.871 | 0.944 | 0.871 | 0.895 | 0.871 | 0.895 |
| | Edge Bottom | 0.244 | 0.090 | | 0.036 | | 0.000 | | 0.370 | 0.334 | 0.280 | 0.244 | 0.334 | 0.334 | 0.244 | 0.244 |
| Head | Left Cheek | 0.286 | 0.099 | 0.389 | 0.018 | 0.066 | 0.000 | 0.019 | 0.403 | 0.452 | 0.693 | 0.742 | 0.385 | 0.404 | 0.675 | 0.694 |
| | Left Tilt | 0.148 | 0.099 | 0.389 | 0.005 | 0.014 | 0.000 | 0.003 | 0.252 | 0.260 | 0.542 | 0.550 | 0.247 | 0.250 | 0.537 | 0.540 |
| | Right Cheek | 0.905 | 0.099 | 0.389 | 0.008 | 0.017 | 0.000 | 0.004 | 1.012 | 1.022 | 1.302 | 1.311 | 1.004 | 1.008 | 1.294 | 1.298 |
| | Right Tilt | 0.397 | 0.099 | 0.389 | 0.007 | 0.001 | 0.000 | 0.001 | 0.503 | 0.497 | 0.792 | 0.787 | 0.496 | 0.497 | 0.786 | 0.786 |
| | Hotspot | 0.503 | 0.456 | 0.447 | 0.097 | 0.062 | 0.000 | 0.022 | 1.057 | 1.021 | 1.048 | 1.012 | 0.960 | 0.982 | 0.951 | 0.973 |
| Body-worn & Hotspot | Back | 0.503 | 0.456 | 0.447 | 0.097 | 0.062 | 0.000 | 0.022 | 1.057 | 1.021 | 1.048 | 1.012 | 0.960 | 0.982 | 0.951 | 0.973 |
| | Front | 0.454 | 0.090 | 0.235 | 0.054 | 0.037 | 0.000 | 0.009 | 0.598 | 0.581 | 0.743 | 0.726 | 0.544 | 0.553 | 0.689 | 0.698 |
| | Edge Top | | | 0.235 | | 0.001 | | 0.001 | 0.000 | 0.001 | 0.235 | 0.236 | 0.000 | 0.001 | 0.235 | 0.236 |
| | Edge Right | 0.871 | | | | 0.073 | | 0.024 | 0.871 | 0.944 | 0.871 | 0.944 | 0.871 | 0.895 | 0.871 | 0.895 |
| | Edge Bottom | 0.244 | 0.090 | | 0.036 | | 0.000 | | 0.370 | 0.334 | 0.280 | 0.244 | 0.334 | 0.334 | 0.244 | 0.244 |
| Head | Left Cheek | 0.103 | 0.099 | 0.389 | 0.018 | 0.066 | 0.000 | 0.019 | 0.220 | 0.269 | 0.510 | 0.559 | 0.202 | 0.221 | 0.492 | 0.511 |
| | Left Tilt | 0.027 | 0.099 | 0.389 | 0.005 | 0.014 | 0.000 | 0.003 | 0.131 | 0.140 | 0.421 | 0.429 | 0.126 | 0.129 | 0.416 | 0.419 |
| | Right Cheek | 0.019 | 0.099 | 0.389 | 0.008 | 0.017 | 0.000 | 0.004 | 0.126 | 0.136 | 0.416 | 0.425 | 0.118 | 0.122 | 0.408 | 0.412 |
| | Right Tilt | 0.031 | 0.099 | 0.389 | 0.007 | 0.001 | 0.000 | 0.001 | 0.137 | 0.131 | 0.426 | 0.421 | 0.130 | 0.131 | 0.420 | 0.420 |
| | Hotspot | 0.940 | 0.456 | 0.447 | 0.097 | 0.062 | 0.000 | 0.022 | 1.494 | 1.458 | 1.485 | 1.449 | 1.397 | 1.419 | 1.388 | 1.410 |
| Body-worn & Hotspot | Back | 0.940 | 0.456 | 0.447 | 0.097 | 0.062 | 0.000 | 0.022 | 1.494 | 1.458 | 1.485 | 1.449 | 1.397 | 1.419 | 1.388 | 1.41 |

12.22. WWAN(PCE) Cell-on & Wi-Fi 2.4G Power State 6 & 802.15.4ab NB

| RF Exposure conditions | Test Position | Standalone SAR (W/kg) | | | | | Σ 1-g SAR (W/kg) | | | |
|------------------------|---------------|-----------------------|--------------------------|--------------------------|--------------------|--------------------|------------------|-------|-------|-------|
| | | 1 | 2 | 3 | 4 | 5 | 1+2+4 | 1+2+5 | 1+3+4 | 1+3+5 |
| | | WWAN Cell-on ANT1 | Wi-Fi 2.4G Pstate 6 ANT3 | Wi-Fi 2.4G Pstate 6 ANT4 | 802.15.4ab NB ANT5 | 802.15.4ab NB ANT6 | | | | |
| Head | Left Cheek | 0.227 | 0.101 | 0.310 | 0.000 | 0.006 | 0.328 | 0.334 | 0.538 | 0.544 |
| | Left Tilt | 0.143 | 0.101 | 0.162 | 0.000 | 0.006 | 0.243 | 0.249 | 0.305 | 0.311 |
| | Right Cheek | 0.385 | 0.101 | 0.162 | 0.000 | 0.034 | 0.486 | 0.520 | 0.547 | 0.581 |
| | Right Tilt | 0.137 | 0.101 | 0.162 | 0.000 | 0.014 | 0.238 | 0.251 | 0.299 | 0.313 |
| Body-worn & Hotspot | Back | 0.944 | 0.292 | 0.359 | 0.075 | 0.032 | 1.311 | 1.268 | 1.378 | 1.335 |
| | Front | 0.545 | 0.292 | 0.150 | 0.000 | 0.008 | 0.837 | 0.845 | 0.695 | 0.704 |
| Hotspot | Edge Top | | | 0.150 | | 0.004 | 0.000 | 0.004 | 0.150 | 0.154 |
| | Edge Right | 0.944 | | 0.345 | | | 0.944 | 0.944 | 1.288 | 1.288 |
| | Edge Bottom | 0.948 | 0.292 | | 0.000 | | 1.240 | 1.240 | 0.948 | 0.948 |
| | Edge Left | 0.471 | 0.292 | | 0.000 | 0.004 | 0.764 | 0.767 | 0.472 | 0.475 |
| RF Exposure conditions | Test Position | Standalone SAR (W/kg) | | | | | Σ 1-g SAR (W/kg) | | | |
| | | 1 | 2 | 3 | 4 | 5 | 1+2+4 | 1+2+5 | 1+3+4 | 1+3+5 |
| | | WWAN Cell-on ANT2 | Wi-Fi 2.4G Pstate 6 ANT3 | Wi-Fi 2.4G Pstate 6 ANT4 | 802.15.4ab NB ANT5 | 802.15.4ab NB ANT6 | | | | |
| Head | Left Cheek | 0.778 | 0.101 | 0.310 | 0.000 | 0.006 | 0.878 | 0.884 | 1.088 | 1.094 |
| | Left Tilt | 0.906 | 0.101 | 0.162 | 0.000 | 0.006 | 1.006 | 1.013 | 1.068 | 1.074 |
| | Right Cheek | 0.944 | 0.101 | 0.162 | 0.000 | 0.034 | 1.045 | 1.079 | 1.107 | 1.141 |
| | Right Tilt | 0.932 | 0.101 | 0.162 | 0.000 | 0.014 | 1.033 | 1.047 | 1.095 | 1.109 |
| Body-worn & Hotspot | Back | 0.949 | 0.292 | 0.359 | 0.075 | 0.032 | 1.316 | 1.273 | 1.382 | 1.339 |
| | Front | 0.656 | 0.292 | 0.150 | 0.000 | 0.008 | 0.948 | 0.956 | 0.806 | 0.814 |
| Hotspot | Edge Top | 0.950 | | 0.150 | | 0.004 | 0.950 | 0.954 | 1.101 | 1.104 |
| | Edge Right | 0.257 | | 0.345 | | | 0.257 | 0.257 | 0.602 | 0.602 |
| | Edge Bottom | | 0.292 | | 0.000 | | 0.292 | 0.292 | 0.000 | 0.000 |
| | Edge Left | 0.950 | 0.292 | | 0.000 | 0.004 | 1.242 | 1.245 | 0.950 | 0.953 |
| RF Exposure conditions | Test Position | Standalone SAR (W/kg) | | | | | Σ 1-g SAR (W/kg) | | | |
| | | 1 | 2 | 3 | 4 | 5 | 1+2+4 | 1+2+5 | 1+3+4 | 1+3+5 |
| | | WWAN Cell-on ANT3 | Wi-Fi 2.4G Pstate 6 ANT3 | Wi-Fi 2.4G Pstate 6 ANT4 | 802.15.4ab NB ANT5 | 802.15.4ab NB ANT6 | | | | |
| Head | Left Cheek | 0.407 | 0.101 | 0.310 | 0.000 | 0.006 | 0.508 | 0.514 | 0.718 | 0.724 |
| | Left Tilt | 0.160 | 0.101 | 0.162 | 0.000 | 0.006 | 0.261 | 0.267 | 0.323 | 0.329 |
| | Right Cheek | 0.182 | 0.101 | 0.162 | 0.000 | 0.034 | 0.283 | 0.317 | 0.344 | 0.379 |
| | Right Tilt | 0.208 | 0.101 | 0.162 | 0.000 | 0.014 | 0.308 | 0.322 | 0.370 | 0.384 |
| Body-worn & Hotspot | Back | 0.946 | 0.292 | 0.359 | 0.075 | 0.032 | 1.313 | 1.270 | 1.379 | 1.337 |
| | Front | 0.690 | 0.292 | 0.150 | 0.000 | 0.008 | 0.982 | 0.991 | 0.840 | 0.849 |
| Hotspot | Edge Top | | | 0.150 | | 0.004 | 0.000 | 0.004 | 0.150 | 0.154 |
| | Edge Right | | | 0.345 | | | 0.000 | 0.000 | 0.345 | 0.345 |
| | Edge Bottom | 0.423 | 0.292 | | 0.000 | | 0.715 | 0.715 | 0.423 | 0.423 |
| | Edge Left | 0.939 | 0.292 | | 0.000 | 0.004 | 1.232 | 1.235 | 0.939 | 0.943 |
| RF Exposure conditions | Test Position | Standalone SAR (W/kg) | | | | | Σ 1-g SAR (W/kg) | | | |
| | | 1 | 2 | 3 | 4 | 5 | 1+2+4 | 1+2+5 | 1+3+4 | 1+3+5 |
| | | WWAN Cell-on ANT4 | Wi-Fi 2.4G Pstate 6 ANT3 | Wi-Fi 2.4G Pstate 6 ANT4 | 802.15.4ab NB ANT5 | 802.15.4ab NB ANT6 | | | | |
| Head | Left Cheek | 0.948 | 0.101 | 0.310 | 0.000 | 0.006 | 1.049 | 1.055 | 1.259 | 1.265 |
| | Left Tilt | 0.604 | 0.101 | 0.162 | 0.000 | 0.006 | 0.705 | 0.711 | 0.767 | 0.773 |
| | Right Cheek | 0.513 | 0.101 | 0.162 | 0.000 | 0.034 | 0.613 | 0.648 | 0.675 | 0.709 |
| | Right Tilt | 0.410 | 0.101 | 0.162 | 0.000 | 0.014 | 0.510 | 0.524 | 0.572 | 0.586 |
| Body-worn & Hotspot | Back | 0.945 | 0.292 | 0.359 | 0.075 | 0.032 | 1.312 | 1.269 | 1.379 | 1.336 |
| | Front | 0.527 | 0.292 | 0.150 | 0.000 | 0.008 | 0.820 | 0.828 | 0.678 | 0.686 |
| Hotspot | Edge Top | 0.515 | | 0.150 | | 0.004 | 0.515 | 0.518 | 0.665 | 0.669 |
| | Edge Right | 0.948 | | 0.345 | | | 0.948 | 0.948 | 1.293 | 1.293 |
| | Edge Bottom | | 0.292 | | 0.000 | | 0.292 | 0.292 | 0.000 | 0.000 |
| | Edge Left | | 0.292 | | 0.000 | 0.004 | 0.292 | 0.296 | 0.000 | 0.004 |

| RF Exposure conditions | Test Position | Standalone SAR (W/kg) | | | | | Σ 1-g SAR (W/kg) | | | |
|------------------------|---------------|-----------------------|--------------------------|--------------------------|--------------------|--------------------|------------------|-------|-------|-------|
| | | 1 | 2 | 3 | 4 | 5 | 1+2+4 | 1+2+5 | 1+3+4 | 1+3+5 |
| | | WWAN Cell-on ANT7 | Wi-Fi 2.4G Pstate 6 ANT3 | Wi-Fi 2.4G Pstate 6 ANT4 | 802.15.4ab NB ANT5 | 802.15.4ab NB ANT6 | | | | |
| Head | Left Cheek | 0.075 | 0.101 | 0.310 | 0.000 | 0.006 | 0.176 | 0.182 | 0.386 | 0.392 |
| | Left Tilt | 0.038 | 0.101 | 0.162 | 0.000 | 0.006 | 0.139 | 0.145 | 0.201 | 0.207 |
| | Right Cheek | 0.184 | 0.101 | 0.162 | 0.000 | 0.034 | 0.285 | 0.319 | 0.346 | 0.381 |
| | Right Tilt | 0.025 | 0.101 | 0.162 | 0.000 | 0.014 | 0.125 | 0.139 | 0.187 | 0.201 |
| Body-worn & Hotspot | Back | 0.918 | 0.292 | 0.359 | 0.075 | 0.032 | 1.285 | 1.242 | 1.351 | 1.308 |
| | Front | 0.384 | 0.292 | 0.150 | 0.000 | 0.008 | 0.676 | 0.684 | 0.534 | 0.542 |
| Hotspot | Edge Top | | | 0.150 | | 0.004 | 0.000 | 0.004 | 0.150 | 0.154 |
| | Edge Right | 0.871 | | 0.345 | | | 0.871 | 0.871 | 1.216 | 1.216 |
| | Edge Bottom | 0.244 | 0.292 | | 0.000 | | 0.536 | 0.536 | 0.244 | 0.244 |
| | Edge Left | | 0.292 | | 0.000 | 0.004 | 0.292 | 0.296 | 0.000 | 0.004 |
| RF Exposure conditions | Test Position | Standalone SAR (W/kg) | | | | | Σ 1-g SAR (W/kg) | | | |
| | | 1 | 2 | 3 | 4 | 5 | 1+2+4 | 1+2+5 | 1+3+4 | 1+3+5 |
| | | WWAN Cell-on ANT8 | Wi-Fi 2.4G Pstate 6 ANT3 | Wi-Fi 2.4G Pstate 6 ANT4 | 802.15.4ab NB ANT5 | 802.15.4ab NB ANT6 | | | | |
| Head | Left Cheek | 0.286 | 0.101 | 0.310 | 0.000 | 0.006 | 0.387 | 0.393 | 0.597 | 0.603 |
| | Left Tilt | 0.148 | 0.101 | 0.162 | 0.000 | 0.006 | 0.249 | 0.255 | 0.310 | 0.317 |
| | Right Cheek | 0.905 | 0.101 | 0.162 | 0.000 | 0.034 | 1.006 | 1.040 | 1.068 | 1.102 |
| | Right Tilt | 0.397 | 0.101 | 0.162 | 0.000 | 0.014 | 0.497 | 0.511 | 0.559 | 0.573 |
| Body-worn & Hotspot | Back | 0.503 | 0.292 | 0.359 | 0.075 | 0.032 | 0.870 | 0.828 | 0.937 | 0.894 |
| | Front | 0.454 | 0.292 | 0.150 | 0.000 | 0.008 | 0.746 | 0.754 | 0.604 | 0.613 |
| Hotspot | Edge Top | 0.195 | | 0.150 | | 0.004 | 0.195 | 0.199 | 0.345 | 0.349 |
| | Edge Right | | | 0.345 | | | 0.000 | 0.000 | 0.345 | 0.345 |
| | Edge Bottom | | 0.292 | | 0.000 | | 0.292 | 0.292 | 0.000 | 0.000 |
| | Edge Left | 0.870 | 0.292 | | 0.000 | 0.004 | 1.162 | 1.165 | 0.870 | 0.873 |
| RF Exposure conditions | Test Position | Standalone SAR (W/kg) | | | | | Σ 1-g SAR (W/kg) | | | |
| | | 1 | 2 | 3 | 4 | 5 | 1+2+4 | 1+2+5 | 1+3+4 | 1+3+5 |
| | | WWAN Cell-on ANT9 | Wi-Fi 2.4G Pstate 6 ANT3 | Wi-Fi 2.4G Pstate 6 ANT4 | 802.15.4ab NB ANT5 | 802.15.4ab NB ANT6 | | | | |
| Head | Left Cheek | 0.103 | 0.101 | 0.310 | 0.000 | 0.006 | 0.204 | 0.210 | 0.414 | 0.420 |
| | Left Tilt | 0.027 | 0.101 | 0.162 | 0.000 | 0.006 | 0.128 | 0.134 | 0.189 | 0.196 |
| | Right Cheek | 0.019 | 0.101 | 0.162 | 0.000 | 0.034 | 0.120 | 0.154 | 0.182 | 0.216 |
| | Right Tilt | 0.031 | 0.101 | 0.162 | 0.000 | 0.014 | 0.131 | 0.145 | 0.193 | 0.207 |
| Body-worn & Hotspot | Back | 0.940 | 0.292 | 0.359 | 0.075 | 0.032 | 1.307 | 1.265 | 1.374 | 1.331 |
| | Front | 0.729 | 0.292 | 0.150 | 0.000 | 0.008 | 1.022 | 1.030 | 0.880 | 0.888 |
| Hotspot | Edge Top | | | 0.150 | | 0.004 | 0.000 | 0.004 | 0.150 | 0.154 |
| | Edge Right | | | 0.345 | | | 0.000 | 0.000 | 0.345 | 0.345 |
| | Edge Bottom | 0.695 | 0.292 | | 0.000 | | 0.987 | 0.987 | 0.695 | 0.695 |
| | Edge Left | 0.816 | 0.292 | | 0.000 | 0.004 | 1.109 | 1.112 | 0.816 | 0.820 |

12.23. WWAN(PCE) Cell-on & Wi-Fi 5G Power State 6 & BT & 802.15.4ab NB

| RF Exposure conditions | Test Position | Standalone SAR (W/kg) | | | | | | | Σ 1-g SAR (W/kg) | | | | | | | |
|------------------------|---------------|-----------------------|------------------------|------------------------|-----------------------------|-----------------------------|--------------------|--------------------|------------------|---------|---------|---------|---------|---------|---------|---------|
| | | 1 | 2 | 3 | 4 | 5 | 6 | 7 | 1+2+4+6 | 1+2+4+7 | 1+3+4+6 | 1+3+4+7 | 1+2+5+6 | 1+2+5+7 | 1+3+5+6 | 1+3+5+7 |
| | | WWAN Cell-on ANT1 | Wi-Fi 5G Patate 6 ANT5 | Wi-Fi 5G Patate 6 ANT6 | BT (P _{low}) ANT3 | BT (P _{low}) ANT4 | 802.15.4ab NB ANT5 | 802.15.4ab NB ANT6 | | | | | | | | |
| Head | Left Cheek | 0.227 | 0.083 | 0.309 | 0.018 | 0.066 | 0.000 | 0.006 | 0.327 | 0.334 | 0.554 | 0.560 | 0.376 | 0.383 | 0.602 | 0.609 |
| | Left Tilt | 0.143 | 0.083 | 0.309 | 0.005 | 0.014 | 0.000 | 0.006 | 0.231 | 0.237 | 0.457 | 0.463 | 0.239 | 0.245 | 0.465 | 0.471 |
| | Right Cheek | 0.385 | 0.083 | 0.309 | 0.008 | 0.017 | 0.000 | 0.034 | 0.476 | 0.510 | 0.702 | 0.736 | 0.485 | 0.519 | 0.711 | 0.745 |
| | Right Tilt | 0.137 | 0.083 | 0.309 | 0.007 | 0.001 | 0.000 | 0.014 | 0.226 | 0.240 | 0.453 | 0.467 | 0.221 | 0.235 | 0.447 | 0.461 |
| Body-worn & Hotspot | Back | 0.944 | 0.359 | 0.359 | 0.097 | 0.062 | 0.075 | 0.032 | 1.475 | 1.432 | 1.475 | 1.432 | 1.439 | 1.397 | 1.439 | 1.397 |
| | Front | 0.545 | 0.021 | 0.187 | 0.054 | 0.037 | 0.000 | 0.008 | 0.620 | 0.628 | 0.786 | 0.794 | 0.603 | 0.611 | 0.769 | 0.777 |
| Hotspot | Edge Top | | | 0.187 | | | 0.001 | | 0.000 | 0.004 | | | 0.187 | 0.190 | 0.001 | 0.005 |
| | Edge Right | 0.944 | | | | | 0.073 | | 0.944 | 0.944 | 0.187 | 0.190 | 0.001 | 0.016 | 1.016 | 1.016 |
| | Edge Bottom | 0.948 | 0.021 | | | 0.036 | | 0.000 | 1.005 | 1.005 | 0.984 | 0.984 | 0.969 | 0.969 | 0.948 | 0.948 |
| | Edge Left | 0.471 | 0.138 | 0.329 | 0.090 | | | 0.000 | 0.699 | 0.703 | 0.890 | 0.894 | 0.609 | 0.613 | 0.800 | 0.804 |
| Head | Left Cheek | 0.778 | 0.083 | 0.309 | 0.018 | 0.066 | 0.000 | 0.006 | 0.878 | 0.884 | 1.104 | 1.110 | 0.927 | 0.933 | 1.153 | 1.159 |
| | Left Tilt | 0.906 | 0.083 | 0.309 | 0.005 | 0.014 | 0.000 | 0.006 | 0.984 | 1.000 | 1.220 | 1.226 | 1.002 | 1.008 | 1.228 | 1.235 |
| | Right Cheek | 0.944 | 0.083 | 0.309 | 0.008 | 0.017 | 0.000 | 0.034 | 1.035 | 1.069 | 1.261 | 1.295 | 1.044 | 1.078 | 1.270 | 1.305 |
| | Right Tilt | 0.932 | 0.083 | 0.309 | 0.007 | 0.001 | 0.000 | 0.014 | 1.022 | 1.036 | 1.248 | 1.262 | 1.016 | 1.030 | 1.243 | 1.256 |
| Body-worn & Hotspot | Back | 0.949 | 0.359 | 0.359 | 0.097 | 0.062 | 0.075 | 0.032 | 1.480 | 1.437 | 1.480 | 1.437 | 1.444 | 1.401 | 1.444 | 1.401 |
| | Front | 0.656 | 0.021 | 0.187 | 0.054 | 0.037 | 0.000 | 0.008 | 0.731 | 0.739 | 0.897 | 0.905 | 0.714 | 0.722 | 0.880 | 0.888 |
| Hotspot | Edge Top | 0.950 | | 0.187 | | | 0.001 | | 0.950 | 0.954 | 1.137 | 1.141 | 0.952 | 0.955 | 1.138 | 1.142 |
| | Edge Right | 0.257 | | | | | 0.073 | | 0.257 | 0.257 | 0.257 | 0.257 | 0.330 | 0.330 | 0.330 | 0.330 |
| | Edge Bottom | | 0.021 | | | 0.036 | | 0.000 | 0.057 | 0.057 | 0.036 | 0.036 | 0.021 | 0.021 | 0.000 | 0.000 |
| | Edge Left | 0.950 | 0.138 | 0.329 | 0.090 | | | 0.000 | 1.178 | 1.181 | 1.369 | 1.372 | 1.088 | 1.091 | 1.278 | 1.282 |
| Head | Left Cheek | 0.407 | 0.083 | 0.309 | 0.018 | 0.066 | 0.000 | 0.006 | 0.508 | 0.514 | 0.734 | 0.740 | 0.557 | 0.563 | 0.783 | 0.789 |
| | Left Tilt | 0.160 | 0.083 | 0.309 | 0.005 | 0.014 | 0.000 | 0.006 | 0.248 | 0.255 | 0.475 | 0.481 | 0.257 | 0.263 | 0.483 | 0.489 |
| | Right Cheek | 0.182 | 0.083 | 0.309 | 0.008 | 0.017 | 0.000 | 0.034 | 0.273 | 0.307 | 0.499 | 0.533 | 0.282 | 0.316 | 0.508 | 0.542 |
| | Right Tilt | 0.208 | 0.083 | 0.309 | 0.007 | 0.001 | 0.000 | 0.014 | 0.297 | 0.311 | 0.523 | 0.537 | 0.292 | 0.306 | 0.518 | 0.532 |
| Body-worn & Hotspot | Back | 0.946 | 0.359 | 0.359 | 0.097 | 0.062 | 0.075 | 0.032 | 1.477 | 1.434 | 1.477 | 1.434 | 1.441 | 1.398 | 1.441 | 1.398 |
| | Front | 0.690 | 0.021 | 0.187 | 0.054 | 0.037 | 0.000 | 0.008 | 0.765 | 0.774 | 0.931 | 0.939 | 0.748 | 0.756 | 0.914 | 0.922 |
| Hotspot | Edge Top | | | 0.187 | | | 0.001 | | 0.000 | 0.004 | | | 0.187 | 0.190 | 0.001 | 0.005 |
| | Edge Right | | | | | | 0.073 | | 0.000 | 0.000 | 0.000 | 0.000 | 0.073 | 0.073 | 0.073 | 0.073 |
| | Edge Bottom | 0.423 | 0.021 | | | 0.036 | | 0.000 | 0.480 | 0.480 | 0.459 | 0.459 | 0.444 | 0.444 | 0.423 | 0.423 |
| | Edge Left | 0.939 | 0.138 | 0.329 | 0.090 | | | 0.000 | 1.167 | 1.171 | 1.358 | 1.362 | 1.077 | 1.081 | 1.268 | 1.271 |
| Head | Left Cheek | 0.604 | 0.083 | 0.309 | 0.005 | 0.014 | 0.000 | 0.006 | 0.692 | 0.699 | 0.919 | 0.925 | 0.701 | 0.707 | 0.927 | 0.933 |
| | Left Tilt | 0.513 | 0.083 | 0.309 | 0.008 | 0.017 | 0.000 | 0.034 | 0.634 | 0.638 | 0.830 | 0.864 | 0.613 | 0.647 | 0.839 | 0.873 |
| | Right Cheek | 0.410 | 0.083 | 0.309 | 0.007 | 0.001 | 0.000 | 0.014 | 0.499 | 0.513 | 0.725 | 0.739 | 0.494 | 0.508 | 0.720 | 0.734 |
| | Right Tilt | 0.945 | 0.359 | 0.359 | 0.097 | 0.062 | 0.075 | 0.032 | 1.476 | 1.433 | 1.476 | 1.433 | 1.440 | 1.397 | 1.440 | 1.398 |
| Body-worn & Hotspot | Back | 0.527 | 0.021 | 0.187 | 0.054 | 0.037 | 0.000 | 0.008 | 0.603 | 0.611 | 0.769 | 0.777 | 0.586 | 0.594 | 0.751 | 0.760 |
| | Front | 0.515 | | 0.187 | | | 0.001 | | 0.515 | 0.518 | 0.702 | 0.705 | 0.516 | 0.520 | 0.703 | 0.707 |
| Hotspot | Edge Top | 0.948 | | | | | 0.073 | | 0.948 | 0.948 | 0.948 | 0.948 | 1.021 | 1.021 | 1.021 | 1.021 |
| | Edge Right | 0.871 | | | | | 0.073 | | 0.871 | 0.871 | 0.871 | 0.871 | 0.944 | 0.944 | 0.944 | 0.944 |
| | Edge Bottom | 0.244 | 0.021 | | | 0.036 | | 0.000 | 0.301 | 0.301 | 0.280 | 0.280 | 0.265 | 0.265 | 0.244 | 0.244 |
| | Edge Left | 0.670 | 0.138 | 0.329 | 0.090 | | | 0.000 | 0.228 | 0.231 | 0.419 | 0.422 | 0.138 | 0.141 | 0.329 | 0.332 |
| Head | Left Cheek | 0.286 | 0.083 | 0.309 | 0.018 | 0.066 | 0.000 | 0.006 | 0.387 | 0.393 | 0.613 | 0.619 | 0.435 | 0.442 | 0.662 | 0.668 |
| | Left Tilt | 0.148 | 0.083 | 0.309 | 0.005 | 0.014 | 0.000 | 0.006 | 0.236 | 0.242 | 0.462 | 0.469 | 0.244 | 0.251 | 0.470 | 0.477 |
| | Right Cheek | 0.905 | 0.083 | 0.309 | 0.008 | 0.017 | 0.000 | 0.034 | 1.232 | 1.296 | 1.030 | 1.222 | 0.996 | 1.005 | 1.040 | 1.226 |
| | Right Tilt | 0.397 | 0.083 | 0.309 | 0.007 | 0.001 | 0.000 | 0.014 | 0.486 | 0.500 | 0.713 | 0.726 | 0.481 | 0.495 | 0.707 | 0.721 |
| Body-worn & Hotspot | Back | 0.503 | 0.359 | 0.359 | 0.097 | 0.062 | 0.075 | 0.032 | 1.034 | 0.992 | 1.034 | 0.992 | 0.998 | 0.956 | 0.999 | 0.956 |
| | Front | 0.454 | 0.021 | 0.187 | 0.054 | 0.037 | 0.000 | 0.008 | 0.529 | 0.537 | 0.695 | 0.703 | 0.512 | 0.520 | 0.678 | 0.686 |
| Hotspot | Edge Top | 0.195 | | 0.187 | | | 0.001 | | 0.195 | 0.199 | 0.382 | 0.385 | 0.196 | 0.200 | 0.383 | 0.387 |
| | Edge Right | | | | | | 0.073 | | 0.000 | 0.000 | 0.000 | 0.000 | 0.073 | 0.073 | 0.073 | 0.073 |
| | Edge Bottom | | 0.021 | | | 0.036 | | 0.000 | 0.057 | 0.057 | 0.036 | 0.036 | 0.021 | 0.021 | 0.000 | 0.000 |
| | Edge Left | 0.670 | 0.138 | 0.329 | 0.090 | | | 0.000 | 1.098 | 1.101 | 1.288 | 1.292 | 1.007 | 1.011 | 1.198 | 1.202 |
| Head | Left Cheek | 0.103 | 0.083 | 0.309 | 0.018 | 0.066 | 0.000 | 0.006 | 0.204 | 0.210 | 0.430 | 0.436 | 0.253 | 0.259 | 0.479 | 0.485 |
| | Left Tilt | 0.027 | 0.083 | 0.309 | 0.005 | 0.014 | 0.000 | 0.006 | 0.115 | 0.122 | 0.341 | 0.348 | 0.123 | 0.130 | 0.350 | 0.356 |
| | Right Cheek | 0.019 | 0.083 | 0.309 | 0.008 | 0.017 | 0.000 | 0.034 | 0.110 | 0.144 | 0.336 | 0.371 | 0.119 | 0.154 | 0.346 | 0.380 |
| | Right Tilt | 0.031 | 0.083 | 0.309 | 0.007 | 0.001 | 0.000 | 0.014 | 0.120 | 0.134 | 0.347 | 0.360 | 0.115 | 0.129 | 0.341 | 0.355 |
| Body-worn & Hotspot | Back | 0.940 | 0.359 | 0.359 | 0.097 | 0.062 | 0.075 | 0.032 | 1.471 | 1.429 | 1.471 | 1.429 | 1.435 | 1.393 | 1.436 | 1.393 |
| | Front | 0.729 | 0.021 | 0.187 | 0.054 | 0.037 | 0.000 | 0.008 | 0.805 | 0.813 | 0.970 | 0.979 | 0.787 | 0.796 | 0.953 | 0.961 |
| Hotspot | Edge Top | | | 0.187 | | | 0.001 | | 0.000 | 0.004 | | | 0.187 | 0.190 | 0.001 | 0.005 |
| | Edge Right | | | | | | 0.073 | | 0.000 | 0.000 | 0.000 | 0.000 | 0.073 | 0.073 | 0.073 | 0.073 |
| | Edge Bottom | 0.695 | 0.021 | | | 0.036 | | 0.000 | 0.752 | 0.752 | 0.731 | 0.731 | 0.716 | 0.716 | 0.695 | 0.695 |
| | Edge Left | 0.816 | 0.138 | 0.329 | 0.090 | | | 0.000 | 1.044 | 1.048 | 1.235 | 1.239 | 0.954 | 0.958 | 1.145 | 1.148 |

12.24. WWAN(PCE) Cell-on & Wi-Fi 5G Power State 6 & 802.15.4 & 802.15.4ab NB

| RF Exposure conditions | Test Position | Standalone SAR (W/kg) | | | | | | | Σ 1-g SAR (W/kg) | | | | | | | | |
|------------------------|---------------------|-----------------------|------------------------|------------------------|-----------------------------------|-----------------------------------|--------------------|--------------------|------------------|---------|---------|---------|---------|---------|---------|---------|-------|
| | | 1 | 2 | 3 | 4 | 5 | 6 | 7 | 1+2+4+6 | 1+2+4+7 | 1+3+4+6 | 1+3+4+7 | 1+2+5+6 | 1+2+5+7 | 1+3+5+6 | 1+3+5+7 | |
| | | WWAN Cell-on ANT1 | Wi-Fi 5G Pstate 6 ANT5 | Wi-Fi 5G Pstate 6 ANT6 | 802.15.4 (P ₁₀₀) ANT3 | 802.15.4 (P ₁₀₀) ANT4 | 802.15.4ab NB ANT5 | 802.15.4ab NB ANT6 | | | | | | | | | |
| Head | Left Cheek | 0.227 | 0.083 | 0.309 | 0.000 | 0.019 | 0.000 | 0.006 | 0.310 | 0.316 | 0.536 | 0.542 | 0.328 | 0.335 | 0.555 | 0.561 | |
| | Left Tilt | 0.143 | 0.083 | 0.309 | 0.000 | 0.003 | 0.000 | 0.006 | 0.225 | 0.232 | 0.452 | 0.458 | 0.229 | 0.235 | 0.455 | 0.461 | |
| | Right Cheek | 0.385 | 0.083 | 0.309 | 0.000 | 0.004 | 0.000 | 0.034 | 0.468 | 0.502 | 0.694 | 0.728 | 0.472 | 0.506 | 0.698 | 0.732 | |
| | Right Tilt | 0.137 | 0.083 | 0.309 | 0.000 | 0.001 | 0.000 | 0.014 | 0.220 | 0.234 | 0.446 | 0.460 | 0.221 | 0.234 | 0.447 | 0.461 | |
| | Body-worn & Hotspot | Back | 0.944 | 0.359 | 0.359 | 0.000 | 0.022 | 0.075 | 0.032 | 1.378 | 1.335 | 1.378 | 1.335 | 1.400 | 1.357 | 1.400 | 1.357 |
| | | Front | 0.545 | 0.021 | 0.187 | 0.000 | 0.009 | 0.000 | 0.008 | 0.566 | 0.574 | 0.732 | 0.740 | 0.575 | 0.583 | 0.741 | 0.749 |
| | | Edge Top | | | 0.187 | | 0.001 | | 0.004 | 0.000 | 0.004 | 0.187 | 0.190 | 0.001 | 0.004 | 0.188 | 0.191 |
| | Hotspot | Edge Right | 0.944 | | | | 0.024 | | | 0.944 | 0.944 | 0.944 | 0.944 | 0.968 | 0.968 | 0.968 | 0.968 |
| | | Edge Bottom | 0.948 | 0.021 | | 0.000 | | | 0.000 | 0.969 | 0.969 | 0.948 | 0.948 | 0.969 | 0.969 | 0.948 | 0.948 |
| Edge Left | | 0.471 | 0.138 | 0.329 | 0.000 | | | 0.004 | 0.609 | 0.613 | 0.800 | 0.804 | 0.609 | 0.613 | 0.800 | 0.804 | |
| Head | Left Cheek | 0.778 | 0.083 | 0.309 | 0.000 | 0.019 | 0.000 | 0.006 | 0.861 | 0.867 | 1.087 | 1.093 | 0.879 | 0.885 | 1.105 | 1.111 | |
| | Left Tilt | 0.906 | 0.083 | 0.309 | 0.000 | 0.003 | 0.000 | 0.006 | 0.989 | 0.995 | 1.215 | 1.221 | 0.992 | 0.998 | 1.218 | 1.224 | |
| | Right Cheek | 0.944 | 0.083 | 0.309 | 0.000 | 0.004 | 0.000 | 0.034 | 1.027 | 1.061 | 1.253 | 1.287 | 1.031 | 1.065 | 1.257 | 1.291 | |
| | Right Tilt | 0.932 | 0.083 | 0.309 | 0.000 | 0.001 | 0.000 | 0.014 | 1.015 | 1.029 | 1.241 | 1.255 | 1.016 | 1.030 | 1.242 | 1.256 | |
| | Body-worn & Hotspot | Back | 0.949 | 0.359 | 0.359 | 0.000 | 0.022 | 0.075 | 0.032 | 1.382 | 1.339 | 1.382 | 1.340 | 1.404 | 1.361 | 1.404 | 1.361 |
| | | Front | 0.656 | 0.021 | 0.187 | 0.000 | 0.009 | 0.000 | 0.008 | 0.677 | 0.685 | 0.843 | 0.851 | 0.686 | 0.694 | 0.852 | 0.860 |
| | | Edge Top | 0.950 | | 0.187 | | 0.001 | | 0.004 | 0.950 | 0.954 | 1.137 | 1.141 | 0.951 | 0.955 | 1.138 | 1.142 |
| | Hotspot | Edge Right | 0.257 | | | | 0.024 | | | 0.257 | 0.257 | 0.257 | 0.257 | 0.281 | 0.281 | 0.281 | 0.281 |
| | | Edge Bottom | | 0.021 | | 0.000 | | | 0.000 | 0.021 | 0.021 | 0.000 | 0.000 | 0.021 | 0.021 | 0.000 | 0.000 |
| Edge Left | | 0.950 | 0.138 | 0.329 | 0.000 | | | 0.004 | 1.088 | 1.091 | 1.279 | 1.282 | 1.088 | 1.091 | 1.278 | 1.282 | |
| Head | Left Cheek | 0.407 | 0.083 | 0.309 | 0.000 | 0.019 | 0.000 | 0.006 | 0.490 | 0.497 | 0.716 | 0.723 | 0.509 | 0.515 | 0.735 | 0.741 | |
| | Left Tilt | 0.160 | 0.083 | 0.309 | 0.000 | 0.003 | 0.000 | 0.006 | 0.243 | 0.249 | 0.469 | 0.476 | 0.253 | 0.253 | 0.472 | 0.479 | |
| | Right Cheek | 0.182 | 0.083 | 0.309 | 0.000 | 0.004 | 0.000 | 0.034 | 0.265 | 0.299 | 0.491 | 0.525 | 0.269 | 0.303 | 0.495 | 0.529 | |
| | Right Tilt | 0.208 | 0.083 | 0.309 | 0.000 | 0.001 | 0.000 | 0.014 | 0.291 | 0.304 | 0.517 | 0.531 | 0.291 | 0.305 | 0.517 | 0.531 | |
| | Body-worn & Hotspot | Back | 0.946 | 0.359 | 0.359 | 0.000 | 0.022 | 0.075 | 0.032 | 1.380 | 1.337 | 1.380 | 1.337 | 1.401 | 1.359 | 1.401 | 1.359 |
| | | Front | 0.690 | 0.021 | 0.187 | 0.000 | 0.009 | 0.000 | 0.008 | 0.711 | 0.720 | 0.877 | 0.885 | 0.720 | 0.728 | 0.886 | 0.894 |
| | | Edge Top | | | 0.187 | | 0.001 | | 0.004 | 0.000 | 0.004 | 0.187 | 0.190 | 0.001 | 0.004 | 0.188 | 0.191 |
| | Hotspot | Edge Right | | | | | 0.024 | | | 0.000 | 0.000 | 0.000 | 0.000 | 0.024 | 0.024 | 0.024 | 0.024 |
| | | Edge Bottom | 0.423 | 0.021 | | 0.000 | | | 0.000 | 0.444 | 0.444 | 0.423 | 0.423 | 0.444 | 0.444 | 0.423 | 0.423 |
| Edge Left | | 0.939 | 0.138 | 0.329 | 0.000 | | | 0.004 | 1.077 | 1.081 | 1.268 | 1.272 | 1.077 | 1.081 | 1.268 | 1.271 | |
| Head | Left Cheek | 0.948 | 0.083 | 0.309 | 0.000 | 0.019 | 0.000 | 0.006 | 1.031 | 1.038 | 1.258 | 1.264 | 1.050 | 1.056 | 1.276 | 1.282 | |
| | Left Tilt | 0.604 | 0.083 | 0.309 | 0.000 | 0.003 | 0.000 | 0.006 | 0.687 | 0.693 | 0.913 | 0.920 | 0.690 | 0.697 | 0.916 | 0.923 | |
| | Right Cheek | 0.513 | 0.083 | 0.309 | 0.000 | 0.004 | 0.000 | 0.034 | 0.596 | 0.630 | 0.822 | 0.856 | 0.600 | 0.634 | 0.826 | 0.860 | |
| | Right Tilt | 0.410 | 0.083 | 0.309 | 0.000 | 0.001 | 0.000 | 0.014 | 0.493 | 0.507 | 0.719 | 0.733 | 0.493 | 0.507 | 0.719 | 0.733 | |
| | Body-worn & Hotspot | Back | 0.945 | 0.359 | 0.359 | 0.000 | 0.022 | 0.075 | 0.032 | 1.379 | 1.336 | 1.379 | 1.336 | 1.401 | 1.358 | 1.401 | 1.358 |
| | | Front | 0.527 | 0.021 | 0.187 | 0.000 | 0.009 | 0.000 | 0.008 | 0.549 | 0.557 | 0.715 | 0.723 | 0.558 | 0.566 | 0.723 | 0.732 |
| | | Edge Top | 0.515 | | 0.187 | | 0.001 | | 0.004 | 0.515 | 0.518 | 0.702 | 0.705 | 0.516 | 0.519 | 0.703 | 0.706 |
| | Hotspot | Edge Right | 0.948 | | | | 0.024 | | | 0.948 | 0.948 | 0.948 | 0.948 | 0.972 | 0.972 | 0.972 | 0.972 |
| | | Edge Bottom | | 0.021 | | 0.000 | | | 0.000 | 0.021 | 0.021 | 0.000 | 0.000 | 0.021 | 0.021 | 0.000 | 0.000 |
| Edge Left | | | 0.138 | 0.329 | 0.000 | | | 0.004 | 0.138 | 0.141 | 0.329 | 0.332 | 0.138 | 0.141 | 0.329 | 0.332 | |
| Head | Left Cheek | 0.075 | 0.083 | 0.309 | 0.000 | 0.019 | 0.000 | 0.006 | 0.158 | 0.164 | 0.384 | 0.391 | 0.177 | 0.183 | 0.403 | 0.409 | |
| | Left Tilt | 0.038 | 0.083 | 0.309 | 0.000 | 0.003 | 0.000 | 0.006 | 0.121 | 0.127 | 0.347 | 0.354 | 0.124 | 0.130 | 0.350 | 0.357 | |
| | Right Cheek | 0.184 | 0.083 | 0.309 | 0.000 | 0.004 | 0.000 | 0.034 | 0.267 | 0.301 | 0.493 | 0.527 | 0.271 | 0.305 | 0.497 | 0.531 | |
| | Right Tilt | 0.025 | 0.083 | 0.309 | 0.000 | 0.001 | 0.000 | 0.014 | 0.120 | 0.122 | 0.334 | 0.340 | 0.120 | 0.124 | 0.335 | 0.348 | |
| | Body-worn & Hotspot | Back | 0.918 | 0.359 | 0.359 | 0.000 | 0.022 | 0.075 | 0.032 | 1.352 | 1.309 | 1.352 | 1.309 | 1.373 | 1.330 | 1.373 | 1.331 |
| | | Front | 0.384 | 0.021 | 0.187 | 0.000 | 0.009 | 0.000 | 0.008 | 0.405 | 0.413 | 0.571 | 0.579 | 0.414 | 0.422 | 0.580 | 0.588 |
| | | Edge Top | | | 0.187 | | 0.001 | | 0.004 | 0.000 | 0.004 | 0.187 | 0.190 | 0.001 | 0.004 | 0.188 | 0.191 |
| | Hotspot | Edge Right | 0.871 | | | | 0.024 | | | 0.871 | 0.871 | 0.871 | 0.871 | 0.895 | 0.895 | 0.895 | 0.895 |
| | | Edge Bottom | 0.244 | 0.021 | | 0.000 | | | 0.000 | 0.265 | 0.265 | 0.244 | 0.244 | 0.265 | 0.265 | 0.244 | 0.244 |
| Edge Left | | | 0.138 | 0.329 | 0.000 | | | 0.004 | 0.138 | 0.141 | 0.329 | 0.332 | 0.138 | 0.141 | 0.329 | 0.332 | |
| Head | Left Cheek | 0.286 | 0.083 | 0.309 | 0.000 | 0.019 | 0.000 | 0.006 | 0.369 | 0.375 | 0.595 | 0.602 | 0.388 | 0.394 | 0.614 | 0.620 | |
| | Left Tilt | 0.148 | 0.083 | 0.309 | 0.000 | 0.003 | 0.000 | 0.006 | 0.231 | 0.237 | 0.457 | 0.463 | 0.234 | 0.240 | 0.460 | 0.466 | |
| | Right Cheek | 0.905 | 0.083 | 0.309 | 0.000 | 0.004 | 0.000 | 0.034 | 0.988 | 1.022 | 1.214 | 1.249 | 0.992 | 1.026 | 1.218 | 1.253 | |
| | Right Tilt | 0.397 | 0.083 | 0.309 | 0.000 | 0.001 | 0.000 | 0.014 | 0.480 | 0.494 | 0.706 | 0.720 | 0.480 | 0.494 | 0.707 | 0.720 | |
| | Body-worn & Hotspot | Back | 0.503 | 0.359 | 0.359 | 0.000 | 0.022 | 0.075 | 0.032 | 0.937 | 0.894 | 0.937 | 0.894 | 0.959 | 0.916 | 0.959 | 0.916 |
| | | Front | 0.454 | 0.021 | 0.187 | 0.000 | 0.009 | 0.000 | 0.008 | 0.475 | 0.483 | 0.641 | 0.649 | 0.484 | 0.492 | 0.650 | 0.658 |
| | | Edge Top | 0.195 | | 0.187 | | 0.001 | | 0.004 | 0.195 | 0.199 | 0.382 | 0.385 | 0.198 | 0.199 | 0.383 | 0.386 |
| | Hotspot | Edge Right | | | | | 0.024 | | | 0.000 | 0.000 | 0.000 | 0.000 | 0.024 | 0.024 | 0.024 | 0.024 |
| | | Edge Bottom | | 0.021 | | 0.000 | | | 0.000 | 0.021 | 0.021 | 0.000 | 0.000 | 0.021 | 0.021 | 0.000 | 0.000 |
| Edge Left | | 0.670 | 0.138 | 0.329 | 0.000 | | | 0.004 | 1.007 | 1.011 | 1.198 | 1.202 | 1.007 | 1.011 | 1.198 | 1.202 | |
| Head | Left Cheek | 0.103 | 0.083 | 0.309 | 0.000 | 0.019 | 0.000 | 0.006 | 0.186 | 0.193 | 0.412 | 0.419 | 0.205 | 0.211 | 0.431 | 0.437 | |
| | Left Tilt | 0.027 | 0.083 | 0.309 | 0.000 | 0.003 | 0.000 | 0.006 | 0.110 | 0.116 | 0.336 | 0.342 | 0.113 | 0.119 | 0.339 | 0.346 | |
| | Right Cheek | 0.019 | 0.083 | 0.309 | 0.000 | 0.004 | 0.000 | 0.034 | 0.102 | 0.136 | 0.328 | 0.363 | 0.106 | 0.140 | 0.332 | 0.367 | |
| | Right Tilt | 0.031 | 0.083 | 0.309 | 0.000 | 0.001 | 0.000 | 0.014 | 0.114 | 0.128 | 0.340 | 0.354 | 0.114 | 0.128 | 0.341 | 0.354 | |
| | Body-worn & Hotspot | Back | 0.940 | 0.359 | 0.359 | 0.000 | 0.022 | 0.075 | 0.032 | 1.374 | 1.331 | 1.374 | 1.331 | 1.396 | 1.353 | 1.396 | 1.353 |
| | | Front | 0.729 | 0.021 | 0.187 | 0.000 | 0.009 | 0.000 | 0.008 | 0.751 | 0.759 | 0.916 | 0.925 | 0.759 | 0.768 | 0.925 | 0.933 |
| | | Edge Top | | | 0.187 | | 0.001 | | 0.004 | 0.000 | | | | | | | |

12.25. WWAN(CBE) Cell-on & BT & NB UNII & 802.15.4

| RF Exposure conditions | Test Position | Standalone SAR (W/kg) | | | | | | | Σ 1-g SAR (W/kg) | | | | | |
|------------------------|---------------|-----------------------|------------------------------|------------------------------|-----------------------------------|-----------------------------------|------------------------------------|------------------------------------|------------------|-------|-------|-------|-------|-------|
| | | 1 | 2 | 3 | 4 | 5 | 6 | 7 | 1+2 | 1+3 | 1+4 | 1+5 | 1+6 | 1+7 |
| | | WWAN Cell-on ANT4 | BT (P _{High}) ANT3 | BT (P _{High}) ANT4 | NB UNII (P _{High}) ANT5 | NB UNII (P _{High}) ANT6 | 802.15.4 (P _{High}) ANT3 | 802.15.4 (P _{High}) ANT4 | | | | | | |
| Head | Left Cheek | 0.635 | 0.094 | 0.339 | 0.022 | 0.111 | 0.000 | 0.268 | 0.929 | 1.174 | 0.857 | 0.946 | 0.835 | 1.102 |
| | Left Tilt | 0.731 | 0.036 | 0.103 | 0.038 | 0.108 | 0.000 | 0.061 | 0.766 | 0.834 | 0.769 | 0.839 | 0.731 | 0.792 |
| | Right Cheek | 0.200 | 0.028 | 0.089 | 0.058 | 0.275 | 0.000 | 0.055 | 0.228 | 0.289 | 0.258 | 0.475 | 0.200 | 0.254 |
| | Right Tilt | 0.255 | 0.026 | 0.028 | 0.004 | 0.230 | 0.000 | 0.018 | 0.281 | 0.283 | 0.259 | 0.485 | 0.255 | 0.273 |
| Body-worn & Hotspot | Back | 0.932 | 0.396 | 0.283 | 0.395 | 0.171 | 0.008 | 0.202 | 1.328 | 1.215 | 1.327 | 1.103 | 0.940 | 1.135 |
| | Front | 0.199 | 0.217 | 0.191 | 0.020 | 0.032 | 0.004 | 0.082 | 0.416 | 0.390 | 0.219 | 0.231 | 0.202 | 0.280 |
| Hotspot | Edge Top | 0.206 | | 0.013 | | 0.020 | | 0.013 | 0.206 | 0.219 | 0.206 | 0.225 | 0.206 | 0.219 |
| | Edge Right | 0.701 | | 0.363 | | | | 0.208 | 0.701 | 1.064 | 0.701 | 0.701 | 0.701 | 0.909 |
| | Edge Bottom | | 0.098 | | 0.022 | | 0.000 | | 0.098 | 0.000 | 0.022 | 0.000 | 0.000 | 0.000 |
| | Edge Left | | 0.382 | | 0.158 | 0.106 | 0.003 | | 0.382 | 0.000 | 0.158 | 0.106 | 0.003 | 0.000 |
| RF Exposure conditions | Test Position | Standalone SAR (W/kg) | | | | | | | Σ 1-g SAR (W/kg) | | | | | |
| | | 1 | 2 | 3 | 4 | 5 | 6 | 7 | 1+2 | 1+3 | 1+4 | 1+5 | 1+6 | 1+7 |
| | | WWAN Cell-on ANT7 | BT (P _{High}) ANT3 | BT (P _{High}) ANT4 | NB UNII (P _{High}) ANT5 | NB UNII (P _{High}) ANT6 | 802.15.4 (P _{High}) ANT3 | 802.15.4 (P _{High}) ANT4 | | | | | | |
| Head | Left Cheek | 0.092 | 0.094 | 0.339 | 0.022 | 0.111 | 0.000 | 0.268 | 0.186 | 0.431 | 0.114 | 0.203 | 0.092 | 0.359 |
| | Left Tilt | 0.098 | 0.036 | 0.103 | 0.038 | 0.108 | 0.000 | 0.061 | 0.133 | 0.201 | 0.136 | 0.205 | 0.098 | 0.159 |
| | Right Cheek | 0.220 | 0.028 | 0.089 | 0.058 | 0.275 | 0.000 | 0.055 | 0.248 | 0.309 | 0.278 | 0.495 | 0.220 | 0.274 |
| | Right Tilt | 0.032 | 0.026 | 0.028 | 0.004 | 0.230 | 0.000 | 0.018 | 0.057 | 0.060 | 0.036 | 0.262 | 0.032 | 0.050 |
| Body-worn & Hotspot | Back | 0.633 | 0.396 | 0.283 | 0.395 | 0.171 | 0.008 | 0.202 | 1.229 | 1.116 | 1.228 | 1.004 | 0.841 | 1.036 |
| | Front | 0.428 | 0.217 | 0.191 | 0.020 | 0.032 | 0.004 | 0.082 | 0.645 | 0.619 | 0.448 | 0.460 | 0.432 | 0.510 |
| Hotspot | Edge Top | | | 0.013 | | 0.020 | | 0.013 | 0.000 | 0.013 | 0.000 | 0.020 | 0.000 | 0.013 |
| | Edge Right | 0.932 | | 0.363 | | | | 0.208 | 0.932 | 1.295 | 0.932 | 0.932 | 0.932 | 1.140 |
| | Edge Bottom | 0.402 | 0.098 | | 0.022 | | 0.000 | | 0.500 | 0.402 | 0.424 | 0.402 | 0.402 | 0.402 |
| | Edge Left | | 0.382 | | 0.158 | 0.106 | 0.003 | | 0.382 | 0.000 | 0.158 | 0.106 | 0.003 | 0.000 |
| RF Exposure conditions | Test Position | Standalone SAR (W/kg) | | | | | | | Σ 1-g SAR (W/kg) | | | | | |
| | | 1 | 2 | 3 | 4 | 5 | 6 | 7 | 1+2 | 1+3 | 1+4 | 1+5 | 1+6 | 1+7 |
| | | WWAN Cell-on ANT8 | BT (P _{High}) ANT3 | BT (P _{High}) ANT4 | NB UNII (P _{High}) ANT5 | NB UNII (P _{High}) ANT6 | 802.15.4 (P _{High}) ANT3 | 802.15.4 (P _{High}) ANT4 | | | | | | |
| Head | Left Cheek | 0.197 | 0.094 | 0.339 | 0.022 | 0.111 | 0.000 | 0.268 | 0.291 | 0.536 | 0.219 | 0.308 | 0.197 | 0.464 |
| | Left Tilt | 0.146 | 0.036 | 0.103 | 0.038 | 0.108 | 0.000 | 0.061 | 0.182 | 0.249 | 0.184 | 0.254 | 0.146 | 0.208 |
| | Right Cheek | 0.939 | 0.028 | 0.089 | 0.058 | 0.275 | 0.000 | 0.055 | 0.967 | 1.028 | 0.997 | 1.213 | 0.939 | 0.993 |
| | Right Tilt | 0.434 | 0.026 | 0.028 | 0.004 | 0.230 | 0.000 | 0.018 | 0.460 | 0.462 | 0.438 | 0.664 | 0.434 | 0.452 |
| Body-worn & Hotspot | Back | 0.513 | 0.396 | 0.283 | 0.395 | 0.171 | 0.008 | 0.202 | 0.909 | 0.796 | 0.908 | 0.684 | 0.521 | 0.716 |
| | Front | 0.344 | 0.217 | 0.191 | 0.020 | 0.032 | 0.004 | 0.082 | 0.561 | 0.535 | 0.364 | 0.376 | 0.347 | 0.426 |
| Hotspot | Edge Top | 0.165 | | 0.013 | | 0.020 | | 0.013 | 0.165 | 0.178 | 0.165 | 0.185 | 0.165 | 0.178 |
| | Edge Right | | | 0.363 | | | | 0.208 | 0.000 | 0.363 | 0.000 | 0.000 | 0.000 | 0.208 |
| | Edge Bottom | | 0.098 | | 0.022 | | 0.000 | | 0.098 | 0.000 | 0.022 | 0.000 | 0.000 | 0.000 |
| | Edge Left | 0.919 | 0.382 | | 0.158 | 0.106 | 0.003 | | 1.301 | 0.919 | 1.077 | 1.025 | 0.922 | 0.919 |
| RF Exposure conditions | Test Position | Standalone SAR (W/kg) | | | | | | | Σ 1-g SAR (W/kg) | | | | | |
| | | 1 | 2 | 3 | 4 | 5 | 6 | 7 | 1+2 | 1+3 | 1+4 | 1+5 | 1+6 | 1+7 |
| | | WWAN Cell-on ANT9 | BT (P _{High}) ANT3 | BT (P _{High}) ANT4 | NB UNII (P _{High}) ANT5 | NB UNII (P _{High}) ANT6 | 802.15.4 (P _{High}) ANT3 | 802.15.4 (P _{High}) ANT4 | | | | | | |
| Head | Left Cheek | 0.051 | 0.094 | 0.339 | 0.022 | 0.111 | 0.000 | 0.268 | 0.145 | 0.390 | 0.073 | 0.162 | 0.051 | 0.318 |
| | Left Tilt | 0.025 | 0.036 | 0.103 | 0.038 | 0.108 | 0.000 | 0.061 | 0.061 | 0.128 | 0.063 | 0.133 | 0.025 | 0.086 |
| | Right Cheek | 0.032 | 0.028 | 0.089 | 0.058 | 0.275 | 0.000 | 0.055 | 0.060 | 0.121 | 0.090 | 0.307 | 0.032 | 0.086 |
| | Right Tilt | 0.024 | 0.026 | 0.028 | 0.004 | 0.230 | 0.000 | 0.018 | 0.049 | 0.051 | 0.028 | 0.254 | 0.024 | 0.042 |
| Body-worn & Hotspot | Back | 0.948 | 0.396 | 0.283 | 0.395 | 0.171 | 0.008 | 0.202 | 1.344 | 1.231 | 1.343 | 1.119 | 0.956 | 1.151 |
| | Front | 0.679 | 0.217 | 0.191 | 0.020 | 0.032 | 0.004 | 0.082 | 0.896 | 0.870 | 0.699 | 0.711 | 0.683 | 0.761 |
| Hotspot | Edge Top | | | 0.013 | | 0.020 | | 0.013 | 0.000 | 0.013 | 0.000 | 0.020 | 0.000 | 0.013 |
| | Edge Right | | | 0.363 | | | | 0.208 | 0.000 | 0.363 | 0.000 | 0.000 | 0.000 | 0.208 |
| | Edge Bottom | 0.777 | 0.098 | | 0.022 | | 0.000 | | 0.875 | 0.777 | 0.799 | 0.777 | 0.777 | 0.777 |
| | Edge Left | 0.568 | 0.382 | | 0.158 | 0.106 | 0.003 | | 0.950 | 0.568 | 0.726 | 0.674 | 0.571 | 0.568 |

12.26. WWAN(CBE) Cell-on & BT & 802.15.4ab NB

| RF Exposure conditions | Test Position | Standalone SAR (W/kg) | | | | | Σ 1-g SAR (W/kg) | | | |
|------------------------|---------------|-----------------------|------------------------------|------------------------------|--------------------|--------------------|------------------|-------|-------|-------|
| | | 1 | 2 | 3 | 4 | 5 | 1+2+4 | 1+2+5 | 1+3+4 | 1+3+5 |
| | | WWAN Cell-on ANT4 | BT (P _{High}) ANT3 | BT (P _{High}) ANT4 | 802.15.4ab NB ANT5 | 802.15.4ab NB ANT6 | | | | |
| Head | Left Cheek | 0.835 | 0.018 | 0.066 | 0.000 | 0.006 | 0.852 | 0.859 | 0.901 | 0.908 |
| | Left Tilt | 0.731 | 0.005 | 0.014 | 0.000 | 0.006 | 0.736 | 0.743 | 0.745 | 0.751 |
| | Right Cheek | 0.200 | 0.008 | 0.017 | 0.000 | 0.034 | 0.208 | 0.242 | 0.217 | 0.251 |
| | Right Tilt | 0.255 | 0.007 | 0.001 | 0.000 | 0.014 | 0.262 | 0.276 | 0.256 | 0.270 |
| Body-worn & Hotspot | Back | 0.932 | 0.097 | 0.062 | 0.075 | 0.032 | 1.105 | 1.062 | 1.069 | 1.026 |
| | Front | 0.199 | 0.054 | 0.037 | 0.000 | 0.008 | 0.253 | 0.261 | 0.236 | 0.244 |
| Hotspot | Edge Top | 0.206 | | 0.001 | | 0.004 | 0.206 | 0.209 | 0.207 | 0.210 |
| | Edge Right | 0.701 | | 0.073 | | | 0.701 | 0.701 | 0.774 | 0.774 |
| | Edge Bottom | | 0.036 | | 0.000 | | 0.036 | 0.036 | 0.000 | 0.000 |
| | Edge Left | | 0.090 | | 0.000 | 0.004 | 0.090 | 0.094 | 0.000 | 0.004 |
| RF Exposure conditions | Test Position | Standalone SAR (W/kg) | | | | | Σ 1-g SAR (W/kg) | | | |
| | | 1 | 2 | 3 | 4 | 5 | 1+2+4 | 1+2+5 | 1+3+4 | 1+3+5 |
| | | WWAN Cell-on ANT7 | BT (P _{High}) ANT3 | BT (P _{High}) ANT4 | 802.15.4ab NB ANT5 | 802.15.4ab NB ANT6 | | | | |
| Head | Left Cheek | 0.092 | 0.018 | 0.066 | 0.000 | 0.006 | 0.109 | 0.116 | 0.158 | 0.164 |
| | Left Tilt | 0.098 | 0.005 | 0.014 | 0.000 | 0.006 | 0.103 | 0.109 | 0.111 | 0.117 |
| | Right Cheek | 0.220 | 0.008 | 0.017 | 0.000 | 0.034 | 0.228 | 0.262 | 0.237 | 0.271 |
| | Right Tilt | 0.032 | 0.007 | 0.001 | 0.000 | 0.014 | 0.039 | 0.052 | 0.033 | 0.047 |
| Body-worn & Hotspot | Back | 0.833 | 0.097 | 0.062 | 0.075 | 0.032 | 1.006 | 0.963 | 0.970 | 0.927 |
| | Front | 0.428 | 0.054 | 0.037 | 0.000 | 0.008 | 0.482 | 0.490 | 0.465 | 0.473 |
| Hotspot | Edge Top | | | 0.001 | | 0.004 | 0.000 | 0.004 | 0.001 | 0.005 |
| | Edge Right | 0.932 | | 0.073 | | | 0.932 | 0.932 | 1.005 | 1.005 |
| | Edge Bottom | 0.402 | 0.036 | | 0.000 | | 0.438 | 0.438 | 0.402 | 0.402 |
| | Edge Left | | 0.090 | | 0.000 | 0.004 | 0.090 | 0.094 | 0.000 | 0.004 |
| RF Exposure conditions | Test Position | Standalone SAR (W/kg) | | | | | Σ 1-g SAR (W/kg) | | | |
| | | 1 | 2 | 3 | 4 | 5 | 1+2+4 | 1+2+5 | 1+3+4 | 1+3+5 |
| | | WWAN Cell-on ANT8 | BT (P _{High}) ANT3 | BT (P _{High}) ANT4 | 802.15.4ab NB ANT5 | 802.15.4ab NB ANT6 | | | | |
| Head | Left Cheek | 0.197 | 0.018 | 0.066 | 0.000 | 0.006 | 0.214 | 0.220 | 0.263 | 0.269 |
| | Left Tilt | 0.146 | 0.005 | 0.014 | 0.000 | 0.006 | 0.152 | 0.158 | 0.160 | 0.166 |
| | Right Cheek | 0.939 | 0.008 | 0.017 | 0.000 | 0.034 | 0.947 | 0.981 | 0.956 | 0.990 |
| | Right Tilt | 0.434 | 0.007 | 0.001 | 0.000 | 0.014 | 0.441 | 0.455 | 0.435 | 0.449 |
| Body-worn & Hotspot | Back | 0.513 | 0.097 | 0.062 | 0.075 | 0.032 | 0.686 | 0.643 | 0.650 | 0.607 |
| | Front | 0.344 | 0.054 | 0.037 | 0.000 | 0.008 | 0.398 | 0.406 | 0.381 | 0.389 |
| Hotspot | Edge Top | 0.165 | | 0.001 | | 0.004 | 0.165 | 0.168 | 0.166 | 0.170 |
| | Edge Right | | | 0.073 | | | 0.000 | 0.000 | 0.073 | 0.073 |
| | Edge Bottom | | 0.036 | | 0.000 | | 0.036 | 0.036 | 0.000 | 0.000 |
| | Edge Left | 0.919 | 0.090 | | 0.000 | 0.004 | 1.010 | 1.013 | 0.919 | 0.923 |
| RF Exposure conditions | Test Position | Standalone SAR (W/kg) | | | | | Σ 1-g SAR (W/kg) | | | |
| | | 1 | 2 | 3 | 4 | 5 | 1+2+4 | 1+2+5 | 1+3+4 | 1+3+5 |
| | | WWAN Cell-on ANT9 | BT (P _{High}) ANT3 | BT (P _{High}) ANT4 | 802.15.4ab NB ANT5 | 802.15.4ab NB ANT6 | | | | |
| Head | Left Cheek | 0.051 | 0.018 | 0.066 | 0.000 | 0.006 | 0.068 | 0.074 | 0.117 | 0.123 |
| | Left Tilt | 0.025 | 0.005 | 0.014 | 0.000 | 0.006 | 0.031 | 0.037 | 0.039 | 0.045 |
| | Right Cheek | 0.032 | 0.008 | 0.017 | 0.000 | 0.034 | 0.040 | 0.074 | 0.049 | 0.083 |
| | Right Tilt | 0.024 | 0.007 | 0.001 | 0.000 | 0.014 | 0.030 | 0.044 | 0.025 | 0.039 |
| Body-worn & Hotspot | Back | 0.948 | 0.097 | 0.062 | 0.075 | 0.032 | 1.121 | 1.078 | 1.085 | 1.042 |
| | Front | 0.679 | 0.054 | 0.037 | 0.000 | 0.008 | 0.733 | 0.741 | 0.716 | 0.724 |
| Hotspot | Edge Top | | | 0.001 | | 0.004 | 0.000 | 0.004 | 0.001 | 0.005 |
| | Edge Right | | | 0.073 | | | 0.000 | 0.000 | 0.073 | 0.073 |
| | Edge Bottom | 0.777 | 0.036 | | 0.000 | | 0.813 | 0.813 | 0.777 | 0.777 |
| | Edge Left | 0.568 | 0.090 | | 0.000 | 0.004 | 0.658 | 0.662 | 0.568 | 0.571 |

12.27. WWAN(CBE) Cell-on & BT & 802.15.4ab NB

| RF Exposure conditions | Test Position | Standalone SAR (W/kg) | | | | | Σ 1-g SAR (W/kg) | | | |
|------------------------|---------------|-----------------------|------------------------------------|------------------------------------|--------------------|--------------------|------------------|-------|-------|-------|
| | | 1 | 2 | 3 | 4 | 5 | 1+2+4 | 1+2+5 | 1+3+4 | 1+3+5 |
| | | WWAN Cell-on ANT4 | 802.15.4 (P _{High}) ANT3 | 802.15.4 (P _{High}) ANT4 | 802.15.4ab NB ANT5 | 802.15.4ab NB ANT6 | | | | |
| Head | Left Cheek | 0.835 | 0.000 | 0.268 | 0.000 | 0.006 | 0.835 | 0.841 | 0.835 | 0.841 |
| | Left Tilt | 0.731 | 0.000 | 0.061 | 0.000 | 0.006 | 0.731 | 0.737 | 0.731 | 0.737 |
| | Right Cheek | 0.200 | 0.000 | 0.055 | 0.000 | 0.034 | 0.200 | 0.234 | 0.200 | 0.234 |
| | Right Tilt | 0.255 | 0.000 | 0.018 | 0.000 | 0.014 | 0.255 | 0.269 | 0.255 | 0.269 |
| Body-worn & Hotspot | Back | 0.932 | 0.008 | 0.202 | 0.075 | 0.032 | 1.015 | 0.972 | 1.015 | 0.972 |
| | Front | 0.199 | 0.004 | 0.082 | 0.000 | 0.008 | 0.202 | 0.210 | 0.202 | 0.210 |
| Hotspot | Edge Top | 0.206 | | 0.013 | | 0.004 | 0.206 | 0.209 | 0.206 | 0.209 |
| | Edge Right | 0.701 | | 0.208 | | | 0.701 | 0.701 | 0.701 | 0.701 |
| | Edge Bottom | | 0.000 | | 0.000 | | 0.000 | 0.000 | 0.000 | 0.000 |
| | Edge Left | | 0.003 | | 0.000 | 0.004 | 0.003 | 0.006 | 0.003 | 0.006 |
| RF Exposure conditions | Test Position | Standalone SAR (W/kg) | | | | | Σ 1-g SAR (W/kg) | | | |
| | | 1 | 2 | 3 | 4 | 5 | 1+2+4 | 1+2+5 | 1+3+4 | 1+3+5 |
| | | WWAN Cell-on ANT7 | 802.15.4 (P _{High}) ANT3 | 802.15.4 (P _{High}) ANT4 | 802.15.4ab NB ANT5 | 802.15.4ab NB ANT6 | | | | |
| Head | Left Cheek | 0.092 | 0.000 | 0.268 | 0.000 | 0.006 | 0.092 | 0.098 | 0.092 | 0.098 |
| | Left Tilt | 0.098 | 0.000 | 0.061 | 0.000 | 0.006 | 0.098 | 0.104 | 0.098 | 0.104 |
| | Right Cheek | 0.220 | 0.000 | 0.055 | 0.000 | 0.034 | 0.220 | 0.254 | 0.220 | 0.254 |
| | Right Tilt | 0.032 | 0.000 | 0.018 | 0.000 | 0.014 | 0.032 | 0.046 | 0.032 | 0.046 |
| Body-worn & Hotspot | Back | 0.833 | 0.008 | 0.202 | 0.075 | 0.032 | 0.916 | 0.873 | 0.916 | 0.873 |
| | Front | 0.428 | 0.004 | 0.082 | 0.000 | 0.008 | 0.432 | 0.440 | 0.432 | 0.440 |
| Hotspot | Edge Top | | | 0.013 | | 0.004 | 0.000 | 0.004 | 0.000 | 0.004 |
| | Edge Right | 0.932 | | 0.208 | | | 0.932 | 0.932 | 0.932 | 0.932 |
| | Edge Bottom | 0.402 | 0.000 | | 0.000 | | 0.402 | 0.402 | 0.402 | 0.402 |
| | Edge Left | | 0.003 | | 0.000 | 0.004 | 0.003 | 0.006 | 0.003 | 0.006 |
| RF Exposure conditions | Test Position | Standalone SAR (W/kg) | | | | | Σ 1-g SAR (W/kg) | | | |
| | | 1 | 2 | 3 | 4 | 5 | 1+2+4 | 1+2+5 | 1+3+4 | 1+3+5 |
| | | WWAN Cell-on ANT8 | 802.15.4 (P _{High}) ANT3 | 802.15.4 (P _{High}) ANT4 | 802.15.4ab NB ANT5 | 802.15.4ab NB ANT6 | | | | |
| Head | Left Cheek | 0.197 | 0.000 | 0.268 | 0.000 | 0.006 | 0.197 | 0.203 | 0.197 | 0.203 |
| | Left Tilt | 0.146 | 0.000 | 0.061 | 0.000 | 0.006 | 0.147 | 0.153 | 0.147 | 0.153 |
| | Right Cheek | 0.939 | 0.000 | 0.055 | 0.000 | 0.034 | 0.939 | 0.973 | 0.939 | 0.973 |
| | Right Tilt | 0.434 | 0.000 | 0.018 | 0.000 | 0.014 | 0.434 | 0.448 | 0.434 | 0.448 |
| Body-worn & Hotspot | Back | 0.513 | 0.008 | 0.202 | 0.075 | 0.032 | 0.596 | 0.553 | 0.596 | 0.553 |
| | Front | 0.344 | 0.004 | 0.082 | 0.000 | 0.008 | 0.348 | 0.356 | 0.348 | 0.356 |
| Hotspot | Edge Top | 0.165 | | 0.013 | | 0.004 | 0.165 | 0.168 | 0.165 | 0.168 |
| | Edge Right | | | 0.208 | | | 0.000 | 0.000 | 0.000 | 0.000 |
| | Edge Bottom | | 0.000 | | 0.000 | | 0.000 | 0.000 | 0.000 | 0.000 |
| | Edge Left | 0.919 | 0.003 | | 0.000 | 0.004 | 0.922 | 0.926 | 0.922 | 0.926 |
| RF Exposure conditions | Test Position | Standalone SAR (W/kg) | | | | | Σ 1-g SAR (W/kg) | | | |
| | | 1 | 2 | 3 | 4 | 5 | 1+2+4 | 1+2+5 | 1+3+4 | 1+3+5 |
| | | WWAN Cell-on ANT9 | 802.15.4 (P _{High}) ANT3 | 802.15.4 (P _{High}) ANT4 | 802.15.4ab NB ANT5 | 802.15.4ab NB ANT6 | | | | |
| Head | Left Cheek | 0.051 | 0.000 | 0.268 | 0.000 | 0.006 | 0.051 | 0.057 | 0.051 | 0.057 |
| | Left Tilt | 0.025 | 0.000 | 0.061 | 0.000 | 0.006 | 0.025 | 0.032 | 0.025 | 0.032 |
| | Right Cheek | 0.032 | 0.000 | 0.055 | 0.000 | 0.034 | 0.032 | 0.066 | 0.032 | 0.066 |
| | Right Tilt | 0.024 | 0.000 | 0.018 | 0.000 | 0.014 | 0.024 | 0.038 | 0.024 | 0.038 |
| Body-worn & Hotspot | Back | 0.948 | 0.008 | 0.202 | 0.075 | 0.032 | 1.031 | 0.988 | 1.031 | 0.988 |
| | Front | 0.679 | 0.004 | 0.082 | 0.000 | 0.008 | 0.683 | 0.691 | 0.683 | 0.691 |
| Hotspot | Edge Top | | | 0.013 | | 0.004 | 0.000 | 0.004 | 0.000 | 0.004 |
| | Edge Right | | | 0.208 | | | 0.000 | 0.000 | 0.000 | 0.000 |
| | Edge Bottom | 0.777 | 0.000 | | 0.000 | | 0.777 | 0.777 | 0.777 | 0.777 |
| | Edge Left | 0.568 | 0.003 | | 0.000 | 0.004 | 0.571 | 0.574 | 0.571 | 0.574 |

12.28. WWAN(CBE) Cell-on & Wi-Fi 2.4G Power State 4 & NB UNII

| RF Exposure conditions | Test Position | Standalone SAR (W/kg) | | | | | Σ 1-g SAR (W/kg) | | | |
|------------------------|---------------|-----------------------|--------------------------|--------------------------|----------------------------------|----------------------------------|------------------|-------|-------|-------|
| | | 1 | 2 | 3 | 4 | 5 | 1+2+4 | 1+2+5 | 1+3+4 | 1+3+5 |
| | | WWAN Cell-on ANT4 | Wi-Fi 2.4G Pstate 4 ANT3 | Wi-Fi 2.4G Pstate 4 ANT4 | NB UNII (P _{Low}) ANT5 | NB UNII (P _{Low}) ANT6 | | | | |
| Head | Left Cheek | 0.835 | 0.127 | 0.389 | 0.000 | 0.000 | 0.961 | 0.961 | 1.224 | 1.224 |
| | Left Tilt | 0.731 | 0.127 | 0.203 | 0.000 | 0.005 | 0.858 | 0.862 | 0.934 | 0.939 |
| | Right Cheek | 0.200 | 0.127 | 0.203 | 0.000 | 0.010 | 0.326 | 0.336 | 0.403 | 0.413 |
| | Right Tilt | 0.255 | 0.127 | 0.203 | 0.000 | 0.009 | 0.382 | 0.390 | 0.458 | 0.467 |
| Body-worn & Hotspot | Back | 0.932 | 0.368 | 0.445 | 0.052 | 0.032 | 1.352 | 1.332 | 1.429 | 1.409 |
| | Front | 0.199 | 0.368 | 0.177 | 0.001 | 0.000 | 0.567 | 0.567 | 0.377 | 0.376 |
| Hotspot | Edge Top | 0.206 | | 0.177 | | 0.000 | 0.206 | 0.206 | 0.382 | 0.383 |
| | Edge Right | 0.701 | | 0.406 | | | 0.701 | 0.701 | 1.107 | 1.107 |
| | Edge Bottom | | 0.368 | | 0.001 | | 0.369 | 0.368 | 0.001 | 0.000 |
| | Edge Left | | 0.368 | | 0.007 | 0.013 | 0.375 | 0.381 | 0.007 | 0.013 |
| RF Exposure conditions | Test Position | Standalone SAR (W/kg) | | | | | Σ 1-g SAR (W/kg) | | | |
| | | 1 | 2 | 3 | 4 | 5 | 1+2+4 | 1+2+5 | 1+3+4 | 1+3+5 |
| | | WWAN Cell-on ANT7 | Wi-Fi 2.4G Pstate 4 ANT3 | Wi-Fi 2.4G Pstate 4 ANT4 | NB UNII (P _{Low}) ANT5 | NB UNII (P _{Low}) ANT6 | | | | |
| Head | Left Cheek | 0.092 | 0.127 | 0.389 | 0.000 | 0.000 | 0.218 | 0.218 | 0.481 | 0.481 |
| | Left Tilt | 0.098 | 0.127 | 0.203 | 0.000 | 0.005 | 0.224 | 0.229 | 0.301 | 0.306 |
| | Right Cheek | 0.220 | 0.127 | 0.203 | 0.000 | 0.010 | 0.346 | 0.356 | 0.423 | 0.433 |
| | Right Tilt | 0.032 | 0.127 | 0.203 | 0.000 | 0.009 | 0.158 | 0.167 | 0.235 | 0.244 |
| Body-worn & Hotspot | Back | 0.833 | 0.368 | 0.445 | 0.052 | 0.032 | 1.253 | 1.233 | 1.330 | 1.310 |
| | Front | 0.428 | 0.368 | 0.177 | 0.001 | 0.000 | 0.797 | 0.796 | 0.606 | 0.605 |
| Hotspot | Edge Top | | | 0.177 | | 0.000 | 0.000 | 0.000 | 0.177 | 0.177 |
| | Edge Right | 0.932 | | 0.406 | | | 0.932 | 0.932 | 1.338 | 1.338 |
| | Edge Bottom | | 0.368 | | 0.001 | | 0.770 | 0.769 | 0.403 | 0.402 |
| | Edge Left | | 0.368 | | 0.007 | 0.013 | 0.375 | 0.381 | 0.007 | 0.013 |
| RF Exposure conditions | Test Position | Standalone SAR (W/kg) | | | | | Σ 1-g SAR (W/kg) | | | |
| | | 1 | 2 | 3 | 4 | 5 | 1+2+4 | 1+2+5 | 1+3+4 | 1+3+5 |
| | | WWAN Cell-on ANT8 | Wi-Fi 2.4G Pstate 4 ANT3 | Wi-Fi 2.4G Pstate 4 ANT4 | NB UNII (P _{Low}) ANT5 | NB UNII (P _{Low}) ANT6 | | | | |
| Head | Left Cheek | 0.197 | 0.127 | 0.389 | 0.000 | 0.000 | 0.323 | 0.323 | 0.586 | 0.586 |
| | Left Tilt | 0.146 | 0.127 | 0.203 | 0.000 | 0.005 | 0.273 | 0.278 | 0.350 | 0.355 |
| | Right Cheek | 0.939 | 0.127 | 0.203 | 0.000 | 0.010 | 1.065 | 1.075 | 1.142 | 1.152 |
| | Right Tilt | 0.434 | 0.127 | 0.203 | 0.000 | 0.009 | 0.561 | 0.569 | 0.637 | 0.646 |
| Body-worn & Hotspot | Back | 0.513 | 0.368 | 0.445 | 0.052 | 0.032 | 0.933 | 0.913 | 1.010 | 0.990 |
| | Front | 0.344 | 0.368 | 0.177 | 0.001 | 0.000 | 0.713 | 0.712 | 0.522 | 0.521 |
| Hotspot | Edge Top | 0.165 | | 0.177 | | 0.000 | 0.165 | 0.165 | 0.342 | 0.342 |
| | Edge Right | | | 0.406 | | | 0.000 | 0.000 | 0.406 | 0.406 |
| | Edge Bottom | | 0.368 | | 0.001 | | 0.369 | 0.368 | 0.001 | 0.000 |
| | Edge Left | 0.919 | 0.368 | | 0.007 | 0.013 | 1.294 | 1.300 | 0.926 | 0.932 |
| RF Exposure conditions | Test Position | Standalone SAR (W/kg) | | | | | Σ 1-g SAR (W/kg) | | | |
| | | 1 | 2 | 3 | 4 | 5 | 1+2+4 | 1+2+5 | 1+3+4 | 1+3+5 |
| | | WWAN Cell-on ANT9 | Wi-Fi 2.4G Pstate 4 ANT3 | Wi-Fi 2.4G Pstate 4 ANT4 | NB UNII (P _{Low}) ANT5 | NB UNII (P _{Low}) ANT6 | | | | |
| Head | Left Cheek | 0.051 | 0.127 | 0.389 | 0.000 | 0.000 | 0.177 | 0.177 | 0.440 | 0.440 |
| | Left Tilt | 0.025 | 0.127 | 0.203 | 0.000 | 0.005 | 0.152 | 0.157 | 0.229 | 0.234 |
| | Right Cheek | 0.032 | 0.127 | 0.203 | 0.000 | 0.010 | 0.158 | 0.168 | 0.235 | 0.245 |
| | Right Tilt | 0.024 | 0.127 | 0.203 | 0.000 | 0.009 | 0.150 | 0.159 | 0.227 | 0.236 |
| Body-worn & Hotspot | Back | 0.948 | 0.368 | 0.445 | 0.052 | 0.032 | 1.368 | 1.348 | 1.445 | 1.425 |
| | Front | 0.679 | 0.368 | 0.177 | 0.001 | 0.000 | 1.048 | 1.047 | 0.857 | 0.856 |
| Hotspot | Edge Top | | | 0.177 | | 0.000 | 0.000 | 0.000 | 0.177 | 0.177 |
| | Edge Right | | | 0.406 | | | 0.000 | 0.000 | 0.406 | 0.406 |
| | Edge Bottom | 0.777 | 0.368 | | 0.001 | | 1.146 | 1.145 | 0.778 | 0.777 |
| | Edge Left | 0.568 | 0.368 | | 0.007 | 0.013 | 0.943 | 0.949 | 0.575 | 0.581 |

12.29. WWAN(CBE) Cell-on & Wi-Fi 5G Power State 4 & BT & 802.15.4

| RF Exposure conditions | Test Position | Standalone SAR (W/kg) | | | | | | | Σ 1-g SAR (W/kg) | | | | | | | |
|------------------------|---------------|-----------------------|------------------------|------------------------|-----------------------------|-----------------------------|-----------------------------------|-----------------------------------|------------------|-------|-------|-------|-------|-------|-------|-------|
| | | 1 | 2 | 3 | 4 | 5 | 6 | 7 | 1+2+4 | 1+2+5 | 1+3+4 | 1+3+5 | 1+2+6 | 1+2+7 | 1+3+6 | 1+3+7 |
| | | WWAN Cell-on ANT4 | Wi-Fi 5G Pstate 4 ANT5 | Wi-Fi 5G Pstate 4 ANT6 | BT (P _{low}) ANT3 | BT (P _{low}) ANT4 | 802.15.4 (P _{low}) ANT3 | 802.15.4 (P _{low}) ANT4 | | | | | | | | |
| Head | Left Cheek | 0.835 | 0.099 | 0.389 | 0.018 | 0.066 | 0.000 | 0.019 | 0.951 | 1.000 | 1.241 | 1.290 | 0.934 | 0.952 | 1.224 | 1.242 |
| | Left Tilt | 0.731 | 0.099 | 0.389 | 0.005 | 0.014 | 0.000 | 0.003 | 0.835 | 0.843 | 1.125 | 1.133 | 0.830 | 0.833 | 1.120 | 1.123 |
| | Right Cheek | 0.200 | 0.099 | 0.389 | 0.008 | 0.017 | 0.000 | 0.004 | 0.307 | 0.316 | 0.597 | 0.606 | 0.299 | 0.303 | 0.589 | 0.593 |
| | Right Tilt | 0.255 | 0.099 | 0.389 | 0.007 | 0.001 | 0.000 | 0.001 | 0.361 | 0.355 | 0.651 | 0.645 | 0.354 | 0.355 | 0.644 | 0.645 |
| Body-worn & Hotspot | Back | 0.932 | 0.456 | 0.447 | 0.097 | 0.062 | 0.000 | 0.022 | 1.486 | 1.450 | 1.477 | 1.441 | 1.389 | 1.411 | 1.380 | 1.402 |
| | Front | 0.199 | 0.090 | 0.235 | 0.054 | 0.037 | 0.000 | 0.009 | 0.343 | 0.326 | 0.488 | 0.471 | 0.289 | 0.298 | 0.434 | 0.443 |
| Hotspot | Edge Top | 0.206 | | 0.235 | | 0.001 | | 0.001 | 0.206 | 0.207 | 0.441 | 0.442 | 0.206 | 0.206 | 0.441 | 0.442 |
| | Edge Right | 0.701 | | | | 0.073 | | 0.024 | 0.701 | 0.774 | 0.701 | 0.774 | 0.701 | 0.701 | 0.726 | 0.726 |
| | Edge Bottom | | 0.090 | | | 0.036 | | 0.000 | 0.126 | 0.090 | 0.036 | 0.000 | 0.090 | 0.090 | 0.000 | 0.000 |
| | Edge Left | | 0.334 | 0.414 | | | 0.000 | | 0.424 | 0.334 | 0.504 | 0.414 | 0.334 | 0.334 | 0.414 | 0.414 |
| RF Exposure conditions | Test Position | Standalone SAR (W/kg) | | | | | | | Σ 1-g SAR (W/kg) | | | | | | | |
| | | 1 | 2 | 3 | 4 | 5 | 6 | 7 | 1+2+4 | 1+2+5 | 1+3+4 | 1+3+5 | 1+2+6 | 1+2+7 | 1+3+6 | 1+3+7 |
| | | WWAN Cell-on ANT7 | Wi-Fi 5G Pstate 4 ANT5 | Wi-Fi 5G Pstate 4 ANT6 | BT (P _{low}) ANT3 | BT (P _{low}) ANT4 | 802.15.4 (P _{low}) ANT3 | 802.15.4 (P _{low}) ANT4 | | | | | | | | |
| Head | Left Cheek | 0.092 | 0.099 | 0.389 | 0.018 | 0.066 | 0.000 | 0.019 | 0.208 | 0.257 | 0.498 | 0.547 | 0.191 | 0.209 | 0.481 | 0.499 |
| | Left Tilt | 0.098 | 0.099 | 0.389 | 0.005 | 0.014 | 0.000 | 0.003 | 0.202 | 0.210 | 0.492 | 0.500 | 0.197 | 0.200 | 0.487 | 0.490 |
| | Right Cheek | 0.220 | 0.099 | 0.389 | 0.008 | 0.017 | 0.000 | 0.004 | 0.327 | 0.336 | 0.617 | 0.626 | 0.319 | 0.323 | 0.609 | 0.613 |
| | Right Tilt | 0.032 | 0.099 | 0.389 | 0.007 | 0.001 | 0.000 | 0.001 | 0.137 | 0.132 | 0.427 | 0.422 | 0.131 | 0.132 | 0.421 | 0.421 |
| Body-worn & Hotspot | Back | 0.833 | 0.456 | 0.447 | 0.097 | 0.062 | 0.000 | 0.022 | 1.387 | 1.351 | 1.378 | 1.342 | 1.290 | 1.312 | 1.281 | 1.303 |
| | Front | 0.428 | 0.090 | 0.235 | 0.054 | 0.037 | 0.000 | 0.009 | 0.572 | 0.555 | 0.717 | 0.700 | 0.518 | 0.527 | 0.663 | 0.672 |
| Hotspot | Edge Top | | | 0.235 | | 0.001 | | 0.001 | 0.000 | 0.001 | 0.235 | 0.236 | 0.000 | 0.001 | 0.235 | 0.236 |
| | Edge Right | 0.932 | | | | 0.073 | | 0.024 | 0.932 | 1.005 | 0.932 | 1.005 | 0.932 | 0.957 | 0.932 | 0.957 |
| | Edge Bottom | 0.402 | 0.090 | | | 0.036 | | 0.000 | 0.528 | 0.492 | 0.438 | 0.402 | 0.492 | 0.492 | 0.402 | 0.402 |
| | Edge Left | | 0.334 | 0.414 | | 0.090 | | 0.000 | 0.424 | 0.334 | 0.504 | 0.414 | 0.334 | 0.334 | 0.414 | 0.414 |
| RF Exposure conditions | Test Position | Standalone SAR (W/kg) | | | | | | | Σ 1-g SAR (W/kg) | | | | | | | |
| | | 1 | 2 | 3 | 4 | 5 | 6 | 7 | 1+2+4 | 1+2+5 | 1+3+4 | 1+3+5 | 1+2+6 | 1+2+7 | 1+3+6 | 1+3+7 |
| | | WWAN Cell-on ANT8 | Wi-Fi 5G Pstate 4 ANT5 | Wi-Fi 5G Pstate 4 ANT6 | BT (P _{low}) ANT3 | BT (P _{low}) ANT4 | 802.15.4 (P _{low}) ANT3 | 802.15.4 (P _{low}) ANT4 | | | | | | | | |
| Head | Left Cheek | 0.197 | 0.099 | 0.389 | 0.018 | 0.066 | 0.000 | 0.019 | 0.313 | 0.362 | 0.603 | 0.652 | 0.296 | 0.314 | 0.586 | 0.604 |
| | Left Tilt | 0.146 | 0.099 | 0.389 | 0.005 | 0.014 | 0.000 | 0.003 | 0.251 | 0.259 | 0.541 | 0.549 | 0.245 | 0.249 | 0.535 | 0.538 |
| | Right Cheek | 0.939 | 0.099 | 0.389 | 0.008 | 0.017 | 0.000 | 0.004 | 1.046 | 1.055 | 1.336 | 1.345 | 1.038 | 1.042 | 1.328 | 1.332 |
| | Right Tilt | 0.434 | 0.099 | 0.389 | 0.007 | 0.001 | 0.000 | 0.001 | 0.540 | 0.534 | 0.830 | 0.824 | 0.533 | 0.534 | 0.823 | 0.824 |
| Body-worn & Hotspot | Back | 0.513 | 0.456 | 0.447 | 0.097 | 0.062 | 0.000 | 0.022 | 1.067 | 1.031 | 1.058 | 1.022 | 0.970 | 0.992 | 0.961 | 0.983 |
| | Front | 0.344 | 0.090 | 0.235 | 0.054 | 0.037 | 0.000 | 0.009 | 0.488 | 0.471 | 0.633 | 0.616 | 0.434 | 0.443 | 0.579 | 0.588 |
| Hotspot | Edge Top | 0.165 | | 0.235 | | 0.001 | | 0.001 | 0.165 | 0.166 | 0.400 | 0.401 | 0.165 | 0.166 | 0.400 | 0.401 |
| | Edge Right | | | | | 0.073 | | 0.024 | 0.000 | 0.073 | 0.000 | 0.073 | 0.000 | 0.024 | 0.000 | 0.024 |
| | Edge Bottom | | 0.090 | | | 0.036 | | 0.000 | 0.126 | 0.090 | 0.036 | 0.000 | 0.090 | 0.090 | 0.000 | 0.000 |
| | Edge Left | 0.919 | 0.334 | 0.414 | | 0.090 | | 0.000 | 1.343 | 1.253 | 1.423 | 1.333 | 1.253 | 1.253 | 1.333 | 1.333 |
| RF Exposure conditions | Test Position | Standalone SAR (W/kg) | | | | | | | Σ 1-g SAR (W/kg) | | | | | | | |
| | | 1 | 2 | 3 | 4 | 5 | 6 | 7 | 1+2+4 | 1+2+5 | 1+3+4 | 1+3+5 | 1+2+6 | 1+2+7 | 1+3+6 | 1+3+7 |
| | | WWAN Cell-on ANT9 | Wi-Fi 5G Pstate 4 ANT5 | Wi-Fi 5G Pstate 4 ANT6 | BT (P _{low}) ANT3 | BT (P _{low}) ANT4 | 802.15.4 (P _{low}) ANT3 | 802.15.4 (P _{low}) ANT4 | | | | | | | | |
| Head | Left Cheek | 0.051 | 0.099 | 0.389 | 0.018 | 0.066 | 0.000 | 0.019 | 0.167 | 0.216 | 0.457 | 0.506 | 0.150 | 0.168 | 0.440 | 0.458 |
| | Left Tilt | 0.025 | 0.099 | 0.389 | 0.005 | 0.014 | 0.000 | 0.003 | 0.130 | 0.138 | 0.420 | 0.428 | 0.124 | 0.128 | 0.414 | 0.417 |
| | Right Cheek | 0.032 | 0.099 | 0.389 | 0.008 | 0.017 | 0.000 | 0.004 | 0.139 | 0.148 | 0.429 | 0.438 | 0.131 | 0.135 | 0.421 | 0.425 |
| | Right Tilt | 0.024 | 0.099 | 0.389 | 0.007 | 0.001 | 0.000 | 0.001 | 0.129 | 0.124 | 0.419 | 0.414 | 0.123 | 0.123 | 0.413 | 0.413 |
| Body-worn & Hotspot | Back | 0.948 | 0.456 | 0.447 | 0.097 | 0.062 | 0.000 | 0.022 | 1.502 | 1.466 | 1.493 | 1.457 | 1.405 | 1.427 | 1.396 | 1.418 |
| | Front | 0.679 | 0.090 | 0.235 | 0.054 | 0.037 | 0.000 | 0.009 | 0.823 | 0.806 | 0.968 | 0.951 | 0.769 | 0.778 | 0.914 | 0.923 |
| Hotspot | Edge Top | | | 0.235 | | 0.001 | | 0.001 | 0.000 | 0.001 | 0.235 | 0.236 | 0.000 | 0.001 | 0.235 | 0.236 |
| | Edge Right | | | | | 0.073 | | 0.024 | 0.000 | 0.073 | 0.000 | 0.073 | 0.000 | 0.024 | 0.000 | 0.024 |
| | Edge Bottom | 0.777 | 0.090 | | | 0.036 | | 0.000 | 0.903 | 0.867 | 0.813 | 0.777 | 0.867 | 0.867 | 0.777 | 0.777 |
| | Edge Left | 0.568 | 0.334 | 0.414 | 0.090 | | 0.000 | | 0.992 | 0.902 | 1.072 | 0.982 | 0.902 | 0.902 | 0.982 | 0.982 |

12.30. WWAN(CBE) Cell-on & Wi-Fi 2.4G Power State 6 & 802.15.4ab NB

| RF Exposure conditions | Test Position | Standalone SAR (W/kg) | | | | | Σ 1-g SAR (W/kg) | | | |
|------------------------|---------------|-----------------------|--------------------------|--------------------------|--------------------|--------------------|------------------|-------|-------|-------|
| | | 1 | 2 | 3 | 4 | 5 | 1+2+4 | 1+2+5 | 1+3+4 | 1+3+5 |
| | | WWAN Cell-on ANT4 | Wi-Fi 2.4G Pstate 6 ANT3 | Wi-Fi 2.4G Pstate 6 ANT4 | 802.15.4ab NB ANT5 | 802.15.4ab NB ANT6 | | | | |
| Head | Left Cheek | 0.835 | 0.101 | 0.310 | 0.000 | 0.006 | 0.935 | 0.942 | 1.145 | 1.152 |
| | Left Tilt | 0.731 | 0.101 | 0.162 | 0.000 | 0.006 | 0.832 | 0.838 | 0.893 | 0.900 |
| | Right Cheek | 0.200 | 0.101 | 0.162 | 0.000 | 0.034 | 0.300 | 0.335 | 0.362 | 0.396 |
| | Right Tilt | 0.255 | 0.101 | 0.162 | 0.000 | 0.014 | 0.356 | 0.369 | 0.417 | 0.431 |
| Body-worn & Hotspot | Back | 0.932 | 0.292 | 0.359 | 0.075 | 0.032 | 1.299 | 1.256 | 1.366 | 1.323 |
| | Front | 0.199 | 0.292 | 0.150 | 0.000 | 0.008 | 0.491 | 0.499 | 0.349 | 0.357 |
| Hotspot | Edge Top | 0.206 | | 0.150 | | 0.004 | 0.206 | 0.209 | 0.356 | 0.359 |
| | Edge Right | 0.701 | | 0.345 | | | 0.701 | 0.701 | 1.046 | 1.046 |
| | Edge Bottom | | 0.292 | | 0.000 | | 0.292 | 0.292 | 0.000 | 0.000 |
| | Edge Left | | 0.292 | | 0.000 | 0.004 | 0.292 | 0.296 | 0.000 | 0.004 |
| RF Exposure conditions | Test Position | Standalone SAR (W/kg) | | | | | Σ 1-g SAR (W/kg) | | | |
| | | 1 | 2 | 3 | 4 | 5 | 1+2+4 | 1+2+5 | 1+3+4 | 1+3+5 |
| | | WWAN Cell-on ANT7 | Wi-Fi 2.4G Pstate 6 ANT3 | Wi-Fi 2.4G Pstate 6 ANT4 | 802.15.4ab NB ANT5 | 802.15.4ab NB ANT6 | | | | |
| Head | Left Cheek | 0.092 | 0.101 | 0.310 | 0.000 | 0.006 | 0.192 | 0.199 | 0.402 | 0.409 |
| | Left Tilt | 0.098 | 0.101 | 0.162 | 0.000 | 0.006 | 0.198 | 0.204 | 0.260 | 0.266 |
| | Right Cheek | 0.220 | 0.101 | 0.162 | 0.000 | 0.034 | 0.320 | 0.355 | 0.382 | 0.416 |
| | Right Tilt | 0.032 | 0.101 | 0.162 | 0.000 | 0.014 | 0.132 | 0.146 | 0.194 | 0.208 |
| Body-worn & Hotspot | Back | 0.833 | 0.292 | 0.359 | 0.075 | 0.032 | 1.200 | 1.158 | 1.267 | 1.224 |
| | Front | 0.428 | 0.292 | 0.150 | 0.000 | 0.008 | 0.720 | 0.728 | 0.578 | 0.587 |
| Hotspot | Edge Top | | | 0.150 | | 0.004 | 0.000 | 0.004 | 0.150 | 0.154 |
| | Edge Right | 0.932 | | 0.345 | | | 0.932 | 0.932 | 1.277 | 1.277 |
| | Edge Bottom | 0.402 | 0.292 | | 0.000 | | 0.694 | 0.694 | 0.402 | 0.402 |
| | Edge Left | | 0.292 | | 0.000 | 0.004 | 0.292 | 0.296 | 0.000 | 0.004 |
| RF Exposure conditions | Test Position | Standalone SAR (W/kg) | | | | | Σ 1-g SAR (W/kg) | | | |
| | | 1 | 2 | 3 | 4 | 5 | 1+2+4 | 1+2+5 | 1+3+4 | 1+3+5 |
| | | WWAN Cell-on ANT8 | Wi-Fi 2.4G Pstate 6 ANT3 | Wi-Fi 2.4G Pstate 6 ANT4 | 802.15.4ab NB ANT5 | 802.15.4ab NB ANT6 | | | | |
| Head | Left Cheek | 0.197 | 0.101 | 0.310 | 0.000 | 0.006 | 0.297 | 0.304 | 0.507 | 0.513 |
| | Left Tilt | 0.146 | 0.101 | 0.162 | 0.000 | 0.006 | 0.247 | 0.253 | 0.309 | 0.315 |
| | Right Cheek | 0.939 | 0.101 | 0.162 | 0.000 | 0.034 | 1.039 | 1.073 | 1.101 | 1.135 |
| | Right Tilt | 0.434 | 0.101 | 0.162 | 0.000 | 0.014 | 0.535 | 0.548 | 0.596 | 0.610 |
| Body-worn & Hotspot | Back | 0.513 | 0.292 | 0.359 | 0.075 | 0.032 | 0.880 | 0.837 | 0.947 | 0.904 |
| | Front | 0.344 | 0.292 | 0.150 | 0.000 | 0.008 | 0.636 | 0.644 | 0.494 | 0.503 |
| Hotspot | Edge Top | 0.165 | | 0.150 | | 0.004 | 0.165 | 0.168 | 0.315 | 0.319 |
| | Edge Right | | | 0.345 | | | 0.000 | 0.000 | 0.345 | 0.345 |
| | Edge Bottom | | 0.292 | | 0.000 | | 0.292 | 0.292 | 0.000 | 0.000 |
| | Edge Left | 0.919 | 0.292 | | 0.000 | 0.004 | 1.212 | 1.215 | 0.919 | 0.923 |
| RF Exposure conditions | Test Position | Standalone SAR (W/kg) | | | | | Σ 1-g SAR (W/kg) | | | |
| | | 1 | 2 | 3 | 4 | 5 | 1+2+4 | 1+2+5 | 1+3+4 | 1+3+5 |
| | | WWAN Cell-on ANT9 | Wi-Fi 2.4G Pstate 6 ANT3 | Wi-Fi 2.4G Pstate 6 ANT4 | 802.15.4ab NB ANT5 | 802.15.4ab NB ANT6 | | | | |
| Head | Left Cheek | 0.051 | 0.101 | 0.310 | 0.000 | 0.006 | 0.151 | 0.157 | 0.361 | 0.367 |
| | Left Tilt | 0.025 | 0.101 | 0.162 | 0.000 | 0.006 | 0.126 | 0.132 | 0.188 | 0.194 |
| | Right Cheek | 0.032 | 0.101 | 0.162 | 0.000 | 0.034 | 0.132 | 0.167 | 0.194 | 0.228 |
| | Right Tilt | 0.024 | 0.101 | 0.162 | 0.000 | 0.014 | 0.124 | 0.138 | 0.186 | 0.200 |
| Body-worn & Hotspot | Back | 0.948 | 0.292 | 0.359 | 0.075 | 0.032 | 1.315 | 1.273 | 1.382 | 1.339 |
| | Front | 0.679 | 0.292 | 0.150 | 0.000 | 0.008 | 0.971 | 0.979 | 0.829 | 0.838 |
| Hotspot | Edge Top | | | 0.150 | | 0.004 | 0.000 | 0.004 | 0.150 | 0.154 |
| | Edge Right | | | 0.345 | | | 0.000 | 0.000 | 0.345 | 0.345 |
| | Edge Bottom | 0.777 | 0.292 | | 0.000 | | 1.069 | 1.069 | 0.777 | 0.777 |
| | Edge Left | 0.568 | 0.292 | | 0.000 | 0.004 | 0.860 | 0.864 | 0.568 | 0.571 |

12.31. WWAN(CBE) Cell-on & Wi-Fi 5G Power State 6 & BT & 802.15.4ab NB

| RF Exposure conditions | Test Position | Standalone SAR (W/kg) | | | | | | | Σ 1-g SAR (W/kg) | | | | | | | |
|------------------------|---------------|------------------------|-----------------------------|-----------------------------|----------------------------------|----------------------------------|-------------------------|-------------------------|------------------|---------|---------|---------|---------|---------|---------|---------|
| | | 1 WWAN Cell-on ANT4 | 2 Wi-Fi 5G Pstate 6 ANT5 | 3 Wi-Fi 5G Pstate 6 ANT6 | 4 BT (P _{low}) ANT3 | 5 BT (P _{low}) ANT4 | 6 802.15.4ab NB ANT5 | 7 802.15.4ab NB ANT6 | 1+2+4+6 | 1+2+4+7 | 1+3+4+6 | 1+3+4+7 | 1+2+5+6 | 1+2+5+7 | 1+3+5+6 | 1+3+5+7 |
| Head | Left Cheek | 0.835 | 0.083 | 0.309 | 0.018 | 0.066 | 0.000 | 0.006 | 0.935 | 0.941 | 1.161 | 1.168 | 0.984 | 0.990 | 1.210 | 1.216 |
| | Left Tilt | 0.731 | 0.083 | 0.309 | 0.005 | 0.014 | 0.000 | 0.006 | 0.819 | 0.825 | 1.045 | 1.052 | 0.827 | 0.834 | 1.053 | 1.060 |
| | Right Cheek | 0.200 | 0.083 | 0.309 | 0.008 | 0.017 | 0.000 | 0.034 | 0.291 | 0.325 | 0.517 | 0.551 | 0.300 | 0.334 | 0.526 | 0.560 |
| | Right Tilt | 0.255 | 0.083 | 0.309 | 0.007 | 0.001 | 0.000 | 0.014 | 0.344 | 0.358 | 0.571 | 0.585 | 0.339 | 0.353 | 0.565 | 0.579 |
| Body-worn & Hotspot | Back | 0.932 | 0.359 | 0.359 | 0.097 | 0.062 | 0.075 | 0.032 | 1.463 | 1.420 | 1.463 | 1.421 | 1.427 | 1.385 | 1.427 | 1.385 |
| | Front | 0.199 | 0.021 | 0.187 | 0.054 | 0.037 | 0.000 | 0.008 | 0.274 | 0.282 | 0.440 | 0.448 | 0.257 | 0.265 | 0.422 | 0.431 |
| Hotspot | Edge Top | 0.206 | | 0.187 | | 0.001 | | 0.004 | 0.206 | 0.209 | 0.392 | 0.396 | 0.207 | 0.210 | 0.394 | 0.397 |
| | Edge Right | 0.701 | | | | 0.073 | | | 0.701 | 0.701 | 0.701 | 0.701 | 0.774 | 0.774 | 0.774 | 0.774 |
| | Edge Bottom | | 0.021 | | 0.036 | | | 0.000 | 0.057 | 0.057 | 0.036 | 0.036 | 0.021 | 0.021 | 0.000 | 0.000 |
| | Edge Left | | 0.138 | 0.329 | 0.090 | | 0.000 | 0.004 | 0.228 | 0.231 | 0.419 | 0.422 | 0.138 | 0.141 | 0.329 | 0.332 |
| RF Exposure conditions | Test Position | Standalone SAR (W/kg) | | | | | | | Σ 1-g SAR (W/kg) | | | | | | | |
| | | 1 WWAN Cell-on ANT7 | 2 Wi-Fi 5G Pstate 6 ANT5 | 3 Wi-Fi 5G Pstate 6 ANT6 | 4 BT (P _{low}) ANT3 | 5 BT (P _{low}) ANT4 | 6 802.15.4ab NB ANT5 | 7 802.15.4ab NB ANT6 | 1+2+4+6 | 1+2+4+7 | 1+3+4+6 | 1+3+4+7 | 1+2+5+6 | 1+2+5+7 | 1+3+5+6 | 1+3+5+7 |
| Head | Left Cheek | 0.092 | 0.083 | 0.309 | 0.018 | 0.066 | 0.000 | 0.006 | 0.192 | 0.198 | 0.418 | 0.424 | 0.241 | 0.247 | 0.467 | 0.473 |
| | Left Tilt | 0.098 | 0.083 | 0.309 | 0.005 | 0.014 | 0.000 | 0.006 | 0.186 | 0.192 | 0.412 | 0.418 | 0.194 | 0.200 | 0.420 | 0.426 |
| | Right Cheek | 0.220 | 0.083 | 0.309 | 0.008 | 0.017 | 0.000 | 0.034 | 0.311 | 0.345 | 0.537 | 0.571 | 0.320 | 0.354 | 0.546 | 0.580 |
| | Right Tilt | 0.032 | 0.083 | 0.309 | 0.007 | 0.001 | 0.000 | 0.014 | 0.121 | 0.135 | 0.347 | 0.361 | 0.116 | 0.130 | 0.342 | 0.356 |
| Body-worn & Hotspot | Back | 0.833 | 0.359 | 0.359 | 0.097 | 0.062 | 0.075 | 0.032 | 1.364 | 1.322 | 1.364 | 1.322 | 1.328 | 1.286 | 1.329 | 1.286 |
| | Front | 0.428 | 0.021 | 0.187 | 0.054 | 0.037 | 0.000 | 0.008 | 0.503 | 0.512 | 0.669 | 0.677 | 0.486 | 0.494 | 0.652 | 0.660 |
| Hotspot | Edge Top | | | 0.187 | | 0.001 | | 0.004 | 0.000 | 0.004 | 0.187 | 0.190 | 0.001 | 0.005 | 0.188 | 0.192 |
| | Edge Right | 0.932 | | | | 0.073 | | | 0.932 | 0.932 | 0.932 | 0.932 | 1.005 | 1.005 | 1.005 | 1.005 |
| | Edge Bottom | 0.402 | 0.021 | | 0.036 | | 0.000 | | 0.459 | 0.459 | 0.438 | 0.438 | 0.423 | 0.423 | 0.402 | 0.402 |
| | Edge Left | | 0.138 | 0.329 | 0.090 | | 0.000 | 0.004 | 0.228 | 0.231 | 0.419 | 0.422 | 0.138 | 0.141 | 0.329 | 0.332 |
| RF Exposure conditions | Test Position | Standalone SAR (W/kg) | | | | | | | Σ 1-g SAR (W/kg) | | | | | | | |
| | | 1 WWAN Cell-on ANT9 | 2 Wi-Fi 5G Pstate 6 ANT5 | 3 Wi-Fi 5G Pstate 6 ANT6 | 4 BT (P _{low}) ANT3 | 5 BT (P _{low}) ANT4 | 6 802.15.4ab NB ANT5 | 7 802.15.4ab NB ANT6 | 1+2+4+6 | 1+2+4+7 | 1+3+4+6 | 1+3+4+7 | 1+2+5+6 | 1+2+5+7 | 1+3+5+6 | 1+3+5+7 |
| Head | Left Cheek | 0.197 | 0.083 | 0.309 | 0.018 | 0.066 | 0.000 | 0.006 | 0.297 | 0.303 | 0.523 | 0.529 | 0.346 | 0.352 | 0.572 | 0.578 |
| | Left Tilt | 0.146 | 0.083 | 0.309 | 0.005 | 0.014 | 0.000 | 0.006 | 0.235 | 0.241 | 0.461 | 0.467 | 0.243 | 0.249 | 0.469 | 0.475 |
| | Right Cheek | 0.939 | 0.083 | 0.309 | 0.008 | 0.017 | 0.000 | 0.034 | 1.030 | 1.064 | 1.256 | 1.290 | 1.039 | 1.073 | 1.265 | 1.299 |
| | Right Tilt | 0.434 | 0.083 | 0.309 | 0.007 | 0.001 | 0.000 | 0.014 | 0.523 | 0.537 | 0.750 | 0.764 | 0.518 | 0.532 | 0.744 | 0.758 |
| Body-worn & Hotspot | Back | 0.513 | 0.359 | 0.359 | 0.097 | 0.062 | 0.075 | 0.032 | 1.044 | 1.001 | 1.044 | 1.002 | 1.008 | 0.966 | 1.009 | 0.966 |
| | Front | 0.344 | 0.021 | 0.187 | 0.054 | 0.037 | 0.000 | 0.008 | 0.419 | 0.427 | 0.585 | 0.593 | 0.402 | 0.410 | 0.568 | 0.576 |
| Hotspot | Edge Top | 0.165 | | 0.187 | | 0.001 | | 0.004 | 0.165 | 0.168 | 0.352 | 0.355 | 0.166 | 0.170 | 0.353 | 0.356 |
| | Edge Right | | | | | 0.073 | | | 0.000 | 0.000 | 0.000 | 0.000 | 0.073 | 0.073 | 0.073 | 0.073 |
| | Edge Bottom | | 0.021 | | 0.036 | | 0.000 | | 0.057 | 0.057 | 0.036 | 0.036 | 0.021 | 0.021 | 0.000 | 0.000 |
| | Edge Left | 0.919 | 0.138 | 0.329 | 0.090 | | 0.000 | 0.004 | 1.147 | 1.151 | 1.338 | 1.342 | 1.057 | 1.061 | 1.248 | 1.252 |
| RF Exposure conditions | Test Position | Standalone SAR (W/kg) | | | | | | | Σ 1-g SAR (W/kg) | | | | | | | |
| | | 1 WWAN Cell-on ANT9 | 2 Wi-Fi 5G Pstate 6 ANT5 | 3 Wi-Fi 5G Pstate 6 ANT6 | 4 BT (P _{low}) ANT3 | 5 BT (P _{low}) ANT4 | 6 802.15.4ab NB ANT5 | 7 802.15.4ab NB ANT6 | 1+2+4+6 | 1+2+4+7 | 1+3+4+6 | 1+3+4+7 | 1+2+5+6 | 1+2+5+7 | 1+3+5+6 | 1+3+5+7 |
| Head | Left Cheek | 0.051 | 0.083 | 0.309 | 0.018 | 0.066 | 0.000 | 0.006 | 0.151 | 0.157 | 0.377 | 0.383 | 0.200 | 0.206 | 0.426 | 0.432 |
| | Left Tilt | 0.025 | 0.083 | 0.309 | 0.005 | 0.014 | 0.000 | 0.006 | 0.114 | 0.120 | 0.340 | 0.346 | 0.122 | 0.128 | 0.348 | 0.354 |
| | Right Cheek | 0.032 | 0.083 | 0.309 | 0.008 | 0.017 | 0.000 | 0.034 | 0.123 | 0.157 | 0.349 | 0.383 | 0.132 | 0.166 | 0.358 | 0.392 |
| | Right Tilt | 0.024 | 0.083 | 0.309 | 0.007 | 0.001 | 0.000 | 0.014 | 0.113 | 0.127 | 0.339 | 0.353 | 0.108 | 0.122 | 0.334 | 0.348 |
| Body-worn & Hotspot | Back | 0.948 | 0.359 | 0.359 | 0.097 | 0.062 | 0.075 | 0.032 | 1.479 | 1.437 | 1.479 | 1.437 | 1.443 | 1.401 | 1.444 | 1.401 |
| | Front | 0.679 | 0.021 | 0.187 | 0.054 | 0.037 | 0.000 | 0.008 | 0.754 | 0.763 | 0.920 | 0.928 | 0.737 | 0.745 | 0.903 | 0.911 |
| Hotspot | Edge Top | | | 0.187 | | 0.001 | | 0.004 | 0.000 | 0.004 | 0.187 | 0.190 | 0.001 | 0.005 | 0.188 | 0.192 |
| | Edge Right | | | | | 0.073 | | | 0.000 | 0.000 | 0.000 | 0.000 | 0.073 | 0.073 | 0.073 | 0.073 |
| | Edge Bottom | 0.777 | 0.021 | | 0.036 | | 0.000 | | 0.834 | 0.834 | 0.813 | 0.813 | 0.798 | 0.798 | 0.777 | 0.777 |
| | Edge Left | 0.568 | 0.138 | 0.329 | 0.090 | | 0.000 | 0.004 | 0.796 | 0.799 | 0.987 | 0.990 | 0.706 | 0.709 | 0.897 | 0.900 |

12.32. WWAN(CBE) Cell-on & Wi-Fi 5G Power State 6 & 802.15.4 & 802.15.4ab NB

| RF Exposure conditions | Test Position | Standalone SAR (W/kg) | | | | | | | Σ 1-g SAR (W/kg) | | | | | | | | |
|------------------------|---------------|-----------------------|------------------------|------------------------|-----------------------------------|-----------------------------------|--------------------|--------------------|------------------|---------|---------|---------|---------|---------|---------|---------|--|
| | | 1 | 2 | 3 | 4 | 5 | 6 | 7 | 1+2+4+6 | 1+2+4+7 | 1+3+4+6 | 1+3+4+7 | 1+2+5+6 | 1+2+5+7 | 1+3+5+6 | 1+3+5+7 | |
| | | WWAN Cell-on ANT4 | Wi-Fi 5G Pstate 6 ANT5 | Wi-Fi 5G Pstate 6 ANT6 | 802.15.4 (P _{low}) ANT3 | 802.15.4 (P _{low}) ANT4 | 802.15.4ab NB ANT5 | 802.15.4ab NB ANT6 | | | | | | | | | |
| Head | Left Cheek | 0.835 | 0.083 | 0.309 | 0.000 | 0.019 | 0.000 | 0.006 | 0.918 | 0.924 | 1.144 | 1.150 | 0.936 | 0.942 | 1.162 | 1.169 | |
| | Left Tilt | 0.731 | 0.083 | 0.309 | 0.000 | 0.003 | 0.000 | 0.006 | 0.814 | 0.820 | 1.040 | 1.046 | 0.817 | 0.823 | 1.043 | 1.049 | |
| | Right Cheek | 0.200 | 0.083 | 0.309 | 0.000 | 0.004 | 0.000 | 0.034 | 0.283 | 0.317 | 0.509 | 0.543 | 0.287 | 0.321 | 0.513 | 0.547 | |
| | Right Tilt | 0.255 | 0.083 | 0.309 | 0.000 | 0.001 | 0.000 | 0.014 | 0.338 | 0.352 | 0.564 | 0.578 | 0.339 | 0.352 | 0.565 | 0.579 | |
| Body-worn & Hotspot | Back | 0.932 | 0.359 | 0.359 | 0.000 | 0.022 | 0.075 | 0.032 | 1.366 | 1.323 | 1.366 | 1.323 | 1.388 | 1.345 | 1.388 | 1.345 | |
| | Front | 0.199 | 0.021 | 0.187 | 0.000 | 0.009 | 0.000 | 0.008 | 0.220 | 0.228 | 0.386 | 0.394 | 0.229 | 0.237 | 0.394 | 0.403 | |
| Hotspot | Edge Top | 0.206 | | 0.187 | | 0.001 | | 0.004 | 0.206 | 0.209 | 0.392 | 0.396 | 0.206 | 0.210 | 0.393 | 0.397 | |
| | Edge Right | 0.701 | | | | 0.024 | | | 0.701 | 0.701 | 0.701 | 0.701 | 0.726 | 0.726 | 0.726 | 0.726 | |
| | Edge Bottom | | 0.021 | | 0.000 | | | 0.000 | 0.021 | 0.021 | 0.000 | 0.000 | 0.021 | 0.021 | 0.000 | 0.000 | |
| | Edge Left | | 0.138 | 0.329 | 0.000 | | 0.000 | 0.004 | 0.138 | 0.141 | 0.329 | 0.332 | 0.138 | 0.141 | 0.329 | 0.332 | |
| RF Exposure conditions | Test Position | Standalone SAR (W/kg) | | | | | | | Σ 1-g SAR (W/kg) | | | | | | | | |
| | | 1 | 2 | 3 | 4 | 5 | 6 | 7 | 1+2+4+6 | 1+2+4+7 | 1+3+4+6 | 1+3+4+7 | 1+2+5+6 | 1+2+5+7 | 1+3+5+6 | 1+3+5+7 | |
| | | WWAN Cell-on ANT7 | Wi-Fi 5G Pstate 6 ANT5 | Wi-Fi 5G Pstate 6 ANT6 | 802.15.4 (P _{low}) ANT3 | 802.15.4 (P _{low}) ANT4 | 802.15.4ab NB ANT5 | 802.15.4ab NB ANT6 | | | | | | | | | |
| | | | | | | | | | | | | | | | | | |
| Head | Left Cheek | 0.092 | 0.083 | 0.309 | 0.000 | 0.019 | 0.000 | 0.006 | 0.175 | 0.181 | 0.401 | 0.407 | 0.193 | 0.199 | 0.419 | 0.426 | |
| | Left Tilt | 0.098 | 0.083 | 0.309 | 0.000 | 0.003 | 0.000 | 0.006 | 0.180 | 0.187 | 0.407 | 0.413 | 0.184 | 0.190 | 0.410 | 0.416 | |
| | Right Cheek | 0.220 | 0.083 | 0.309 | 0.000 | 0.004 | 0.000 | 0.034 | 0.303 | 0.337 | 0.529 | 0.563 | 0.307 | 0.341 | 0.533 | 0.567 | |
| | Right Tilt | 0.032 | 0.083 | 0.309 | 0.000 | 0.001 | 0.000 | 0.014 | 0.115 | 0.129 | 0.341 | 0.355 | 0.115 | 0.129 | 0.342 | 0.355 | |
| Body-worn & Hotspot | Back | 0.833 | 0.359 | 0.359 | 0.000 | 0.022 | 0.075 | 0.032 | 1.267 | 1.224 | 1.267 | 1.224 | 1.289 | 1.246 | 1.289 | 1.246 | |
| | Front | 0.428 | 0.021 | 0.187 | 0.000 | 0.009 | 0.000 | 0.008 | 0.449 | 0.458 | 0.615 | 0.623 | 0.458 | 0.466 | 0.624 | 0.632 | |
| Hotspot | Edge Top | | | 0.187 | | 0.001 | | 0.004 | 0.000 | 0.004 | 0.187 | 0.190 | 0.001 | 0.004 | 0.188 | 0.191 | |
| | Edge Right | 0.932 | | | | 0.024 | | | 0.932 | 0.932 | 0.932 | 0.932 | 0.957 | 0.957 | 0.957 | 0.957 | |
| | Edge Bottom | 0.402 | 0.021 | | 0.000 | | | 0.000 | 0.423 | 0.423 | 0.402 | 0.402 | 0.423 | 0.423 | 0.402 | 0.402 | |
| | Edge Left | | 0.138 | 0.329 | 0.000 | | 0.000 | 0.004 | 0.138 | 0.141 | 0.329 | 0.332 | 0.138 | 0.141 | 0.329 | 0.332 | |
| RF Exposure conditions | Test Position | Standalone SAR (W/kg) | | | | | | | Σ 1-g SAR (W/kg) | | | | | | | | |
| | | 1 | 2 | 3 | 4 | 5 | 6 | 7 | 1+2+4+6 | 1+2+4+7 | 1+3+4+6 | 1+3+4+7 | 1+2+5+6 | 1+2+5+7 | 1+3+5+6 | 1+3+5+7 | |
| | | WWAN Cell-on ANT9 | Wi-Fi 5G Pstate 6 ANT5 | Wi-Fi 5G Pstate 6 ANT6 | 802.15.4 (P _{low}) ANT3 | 802.15.4 (P _{low}) ANT4 | 802.15.4ab NB ANT5 | 802.15.4ab NB ANT6 | | | | | | | | | |
| | | | | | | | | | | | | | | | | | |
| Head | Left Cheek | 0.197 | 0.083 | 0.309 | 0.000 | 0.019 | 0.000 | 0.006 | 0.280 | 0.286 | 0.506 | 0.512 | 0.298 | 0.304 | 0.524 | 0.530 | |
| | Left Tilt | 0.146 | 0.083 | 0.309 | 0.000 | 0.003 | 0.000 | 0.006 | 0.229 | 0.236 | 0.455 | 0.462 | 0.232 | 0.239 | 0.459 | 0.465 | |
| | Right Cheek | 0.939 | 0.083 | 0.309 | 0.000 | 0.004 | 0.000 | 0.034 | 1.022 | 1.056 | 1.248 | 1.282 | 1.025 | 1.060 | 1.252 | 1.286 | |
| | Right Tilt | 0.434 | 0.083 | 0.309 | 0.000 | 0.001 | 0.000 | 0.014 | 0.517 | 0.531 | 0.743 | 0.757 | 0.518 | 0.531 | 0.744 | 0.758 | |
| Body-worn & Hotspot | Back | 0.513 | 0.359 | 0.359 | 0.000 | 0.022 | 0.075 | 0.032 | 0.947 | 0.904 | 0.947 | 0.904 | 0.969 | 0.926 | 0.969 | 0.926 | |
| | Front | 0.344 | 0.021 | 0.187 | 0.000 | 0.009 | 0.000 | 0.008 | 0.365 | 0.373 | 0.531 | 0.539 | 0.374 | 0.382 | 0.540 | 0.548 | |
| Hotspot | Edge Top | 0.165 | | 0.187 | | 0.001 | | 0.004 | 0.165 | 0.168 | 0.352 | 0.355 | 0.166 | 0.169 | 0.352 | 0.356 | |
| | Edge Right | | | | | 0.024 | | | 0.000 | 0.000 | 0.000 | 0.000 | 0.024 | 0.024 | 0.024 | 0.024 | |
| | Edge Bottom | | 0.021 | | 0.000 | | | 0.000 | 0.021 | 0.021 | 0.000 | 0.000 | 0.021 | 0.021 | 0.000 | 0.000 | |
| | Edge Left | 0.919 | 0.138 | 0.329 | 0.000 | | 0.000 | 0.004 | 1.057 | 1.061 | 1.248 | 1.252 | 1.057 | 1.061 | 1.248 | 1.252 | |
| RF Exposure conditions | Test Position | Standalone SAR (W/kg) | | | | | | | Σ 1-g SAR (W/kg) | | | | | | | | |
| | | 1 | 2 | 3 | 4 | 5 | 6 | 7 | 1+2+4+6 | 1+2+4+7 | 1+3+4+6 | 1+3+4+7 | 1+2+5+6 | 1+2+5+7 | 1+3+5+6 | 1+3+5+7 | |
| | | WWAN Cell-on ANT9 | Wi-Fi 5G Pstate 6 ANT5 | Wi-Fi 5G Pstate 6 ANT6 | 802.15.4 (P _{low}) ANT3 | 802.15.4 (P _{low}) ANT4 | 802.15.4ab NB ANT5 | 802.15.4ab NB ANT6 | | | | | | | | | |
| | | | | | | | | | | | | | | | | | |
| Head | Left Cheek | 0.051 | 0.083 | 0.309 | 0.000 | 0.019 | 0.000 | 0.006 | 0.133 | 0.140 | 0.360 | 0.366 | 0.152 | 0.158 | 0.378 | 0.384 | |
| | Left Tilt | 0.025 | 0.083 | 0.309 | 0.000 | 0.003 | 0.000 | 0.006 | 0.108 | 0.114 | 0.334 | 0.341 | 0.111 | 0.118 | 0.338 | 0.344 | |
| | Right Cheek | 0.032 | 0.083 | 0.309 | 0.000 | 0.004 | 0.000 | 0.034 | 0.115 | 0.149 | 0.341 | 0.375 | 0.119 | 0.153 | 0.345 | 0.379 | |
| | Right Tilt | 0.024 | 0.083 | 0.309 | 0.000 | 0.001 | 0.000 | 0.014 | 0.107 | 0.120 | 0.333 | 0.347 | 0.107 | 0.121 | 0.333 | 0.347 | |
| Body-worn & Hotspot | Back | 0.948 | 0.359 | 0.359 | 0.000 | 0.022 | 0.075 | 0.032 | 1.382 | 1.339 | 1.382 | 1.339 | 1.404 | 1.361 | 1.404 | 1.361 | |
| | Front | 0.679 | 0.021 | 0.187 | 0.000 | 0.009 | 0.000 | 0.008 | 0.700 | 0.709 | 0.866 | 0.874 | 0.709 | 0.717 | 0.875 | 0.883 | |
| Hotspot | Edge Top | | | 0.187 | | 0.001 | | 0.004 | 0.000 | 0.004 | 0.187 | 0.190 | 0.001 | 0.004 | 0.188 | 0.191 | |
| | Edge Right | | | | | 0.024 | | | 0.000 | 0.000 | 0.000 | 0.000 | 0.024 | 0.024 | 0.024 | 0.024 | |
| | Edge Bottom | 0.777 | 0.021 | | 0.000 | | | 0.000 | 0.798 | 0.798 | 0.777 | 0.777 | 0.798 | 0.798 | 0.777 | 0.777 | |
| | Edge Left | 0.568 | 0.138 | 0.329 | 0.000 | | 0.000 | 0.004 | 0.706 | 0.709 | 0.897 | 0.900 | 0.706 | 0.709 | 0.897 | 0.900 | |

Appendixes

Refer to separated files for the following appendixes.

Appendix A: SAR Setup Photos

Appendix B: SAR System Check Plots

Appendix C: SAR Highest Test Plots

Appendix D: SAR Tissue Ingredients

Appendix E: SAR Probe Certificates

Appendix F: SAR Dipole Certificates

Appendix G: LTE Down-Link CA

Appendix H: Body Detect Validation

Appendix I: Wi-Fi Time-Averaged SAR

Appendix J: MSS Time-Averaged SAR

END OF REPORT