


DUT and SAR Set-up Photos

Photograph 1: Overall Dimensions



Photograph 2: Front View of the DUT




Photograph 3: Back View of the DUT



Setup Photos

Photograph 4: Handset Vertical and Horizontal Reference Lines


Vertical
Center Line




Horizontal
Line

Head Exposure Conditions

Photograph 5: Head, Left Cheek, 0 mm




Photograph 6: Head, Left Tilt (15°), 0 mm




Body-worn Accessory & Hotspot mode Exposure Conditions

Photograph 7: Body & Hotspot, Back, 5 mm




Hotspot Exposure Conditions


Photograph 8: Hotspot, Edge Top, 5 mm



Photograph 9: Hotspot, Edge Right, 5 mm



Photograph 10: Hotspot, Edge Left, 5 mm



Antenna Dimensions & Separation Distances

