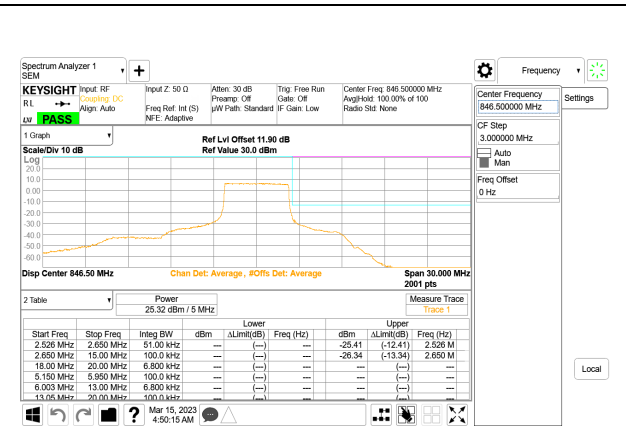
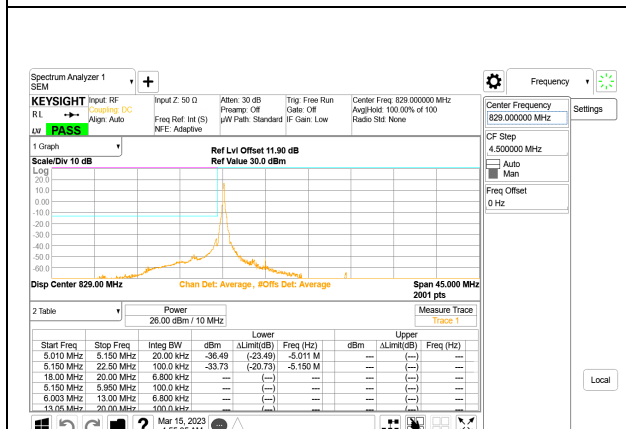


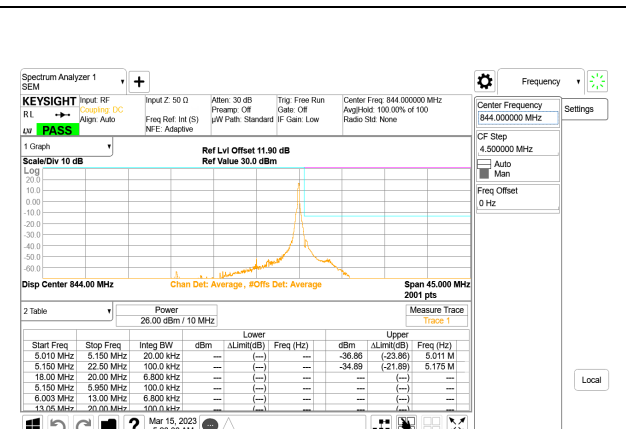
LTE B26 5MHz QPSK Low Channel RB25-0, ID:28567



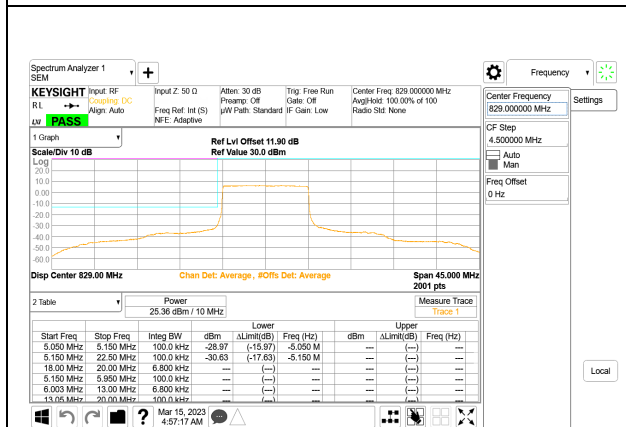
LTE B26 5MHz QPSK High Channel RB25-0, ID:28567



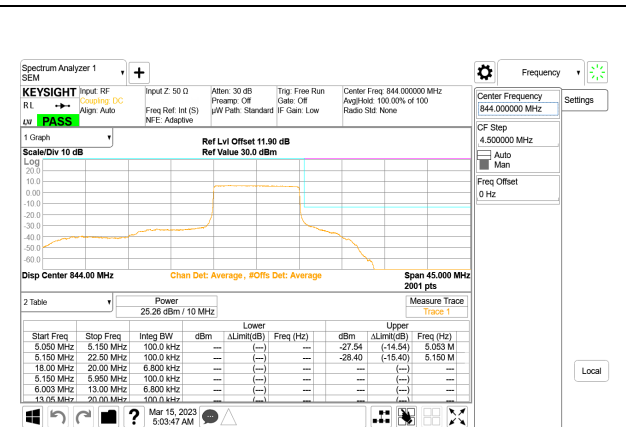
LTE B26 10MHz QPSK Low Channel RB1-0, ID:28567



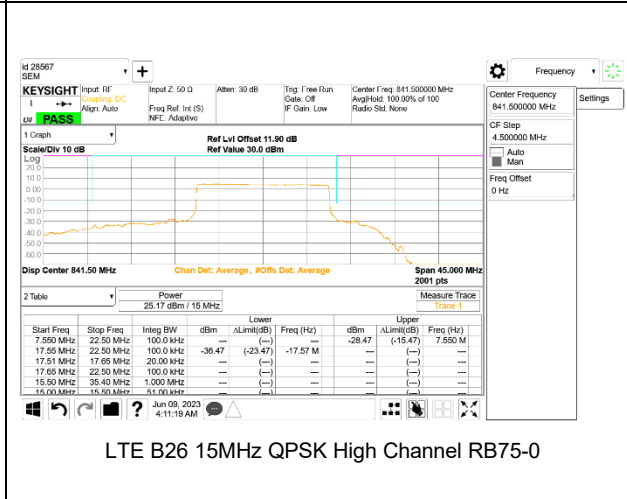
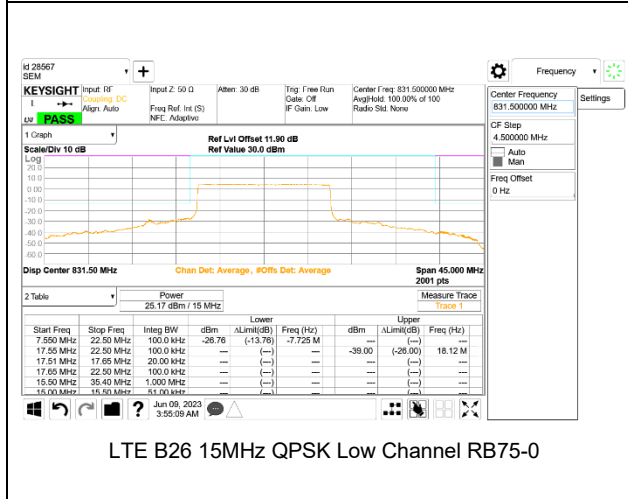
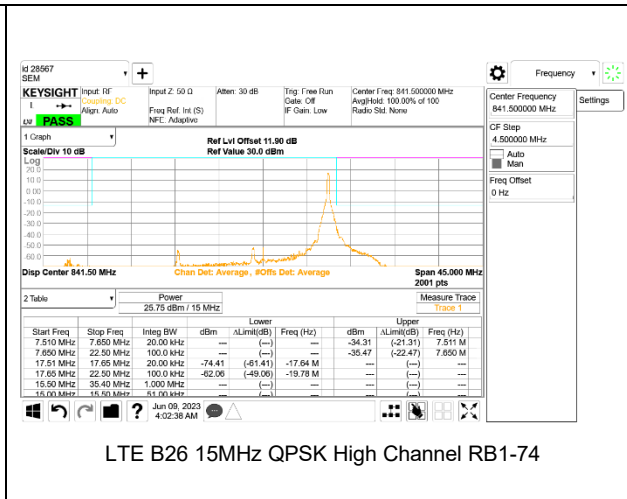
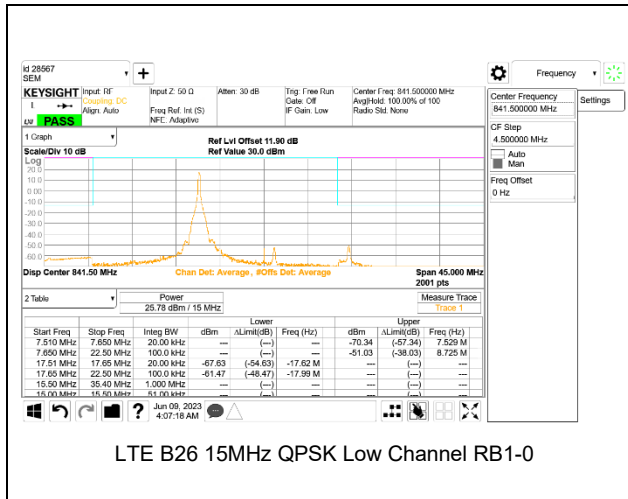
LTE B26 10MHz QPSK High Channel RB1-49



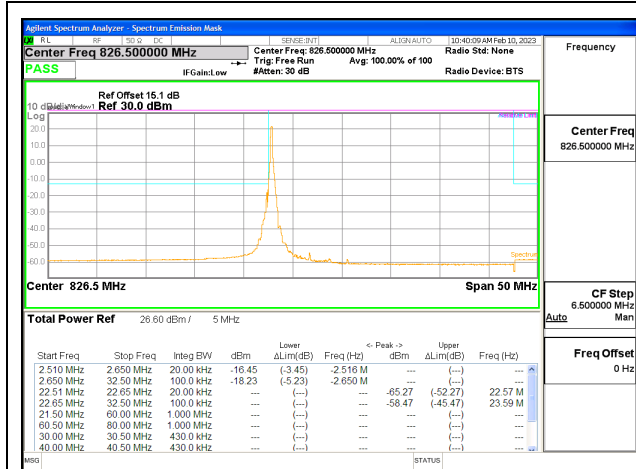
LTE B26 10MHz QPSK Low Channel RB50-0, ID:28567



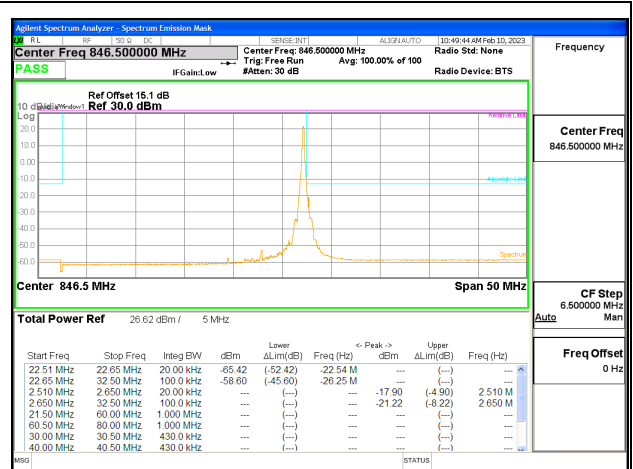
LTE B26 10MHz QPSK High Channel RB50-0, ID:28567



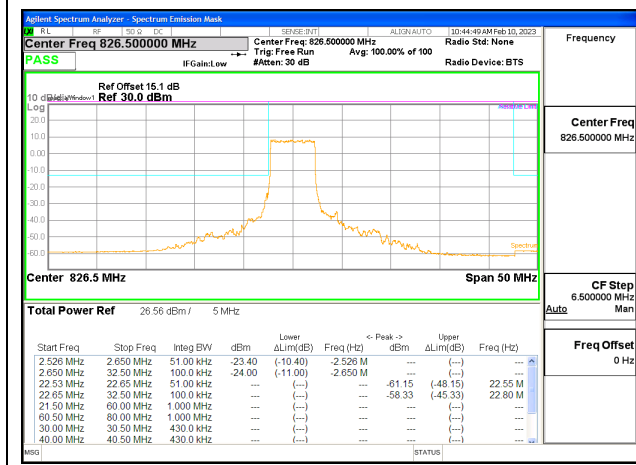
5G NR n26 EMISSION MASK



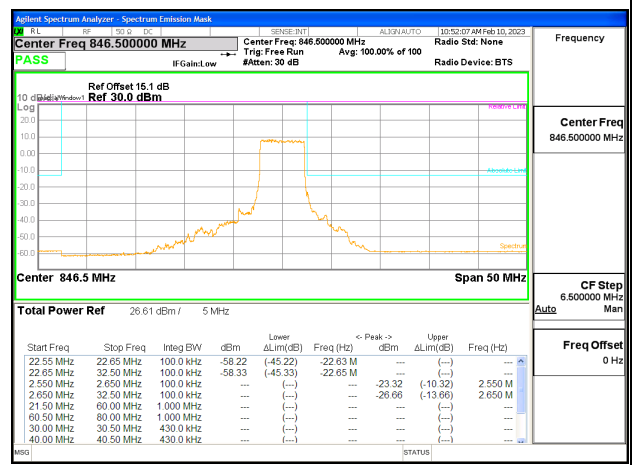
5G NR n26 5MHz BPSK Low Channel RB1-0, ID:19210



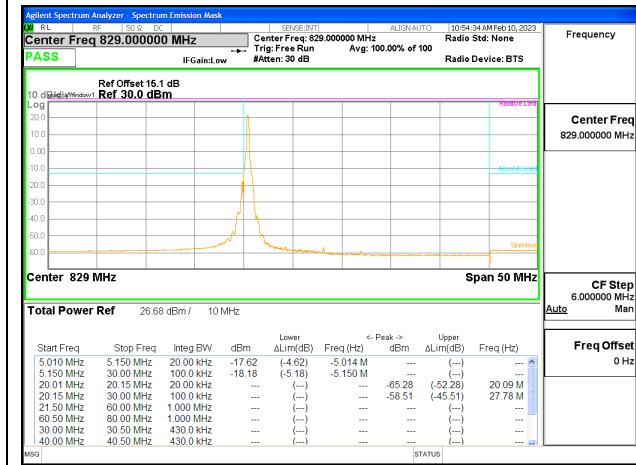
5G NR n26 5MHz BPSK High Channel RB1-24, ID:19210



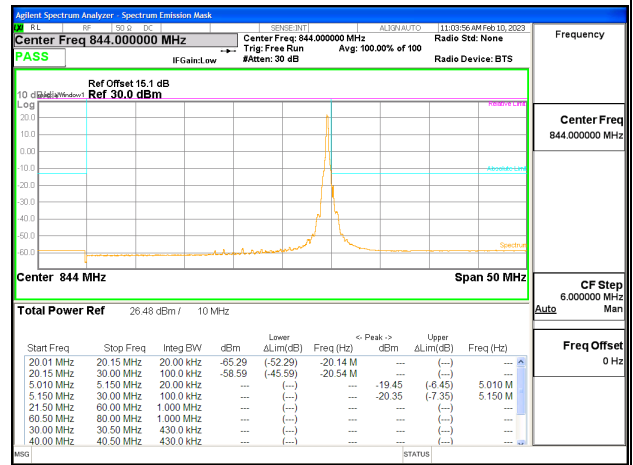
5G NR n26 5MHz BPSK Low Channel RB25-0, ID:19210



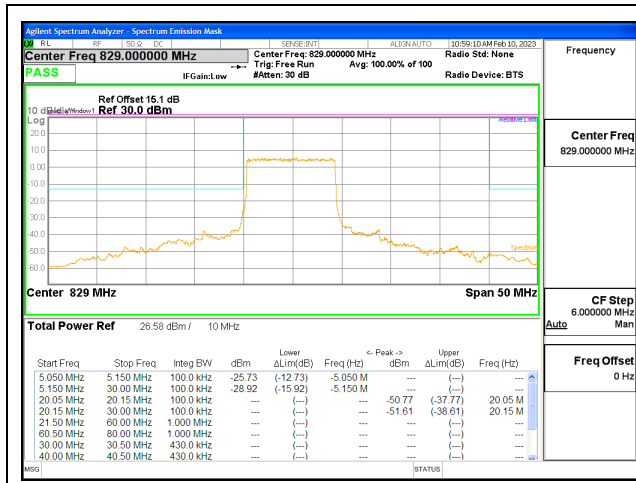
5G NR n26 5MHz BPSK High Channel RB25-0, ID:19210



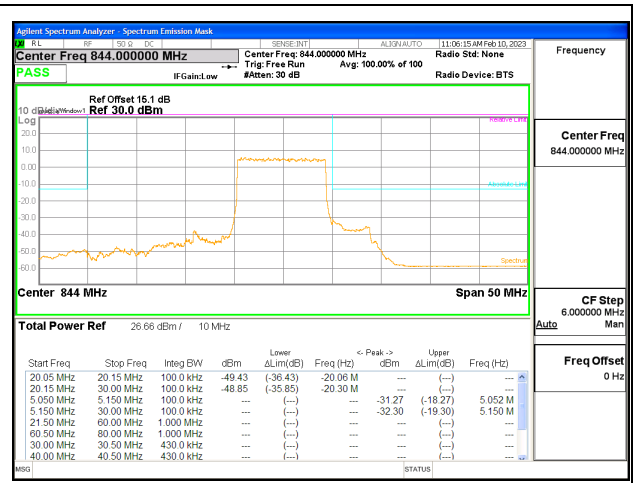
5G NR n26 10MHz BPSK Low Channel RB1-0, ID:19210



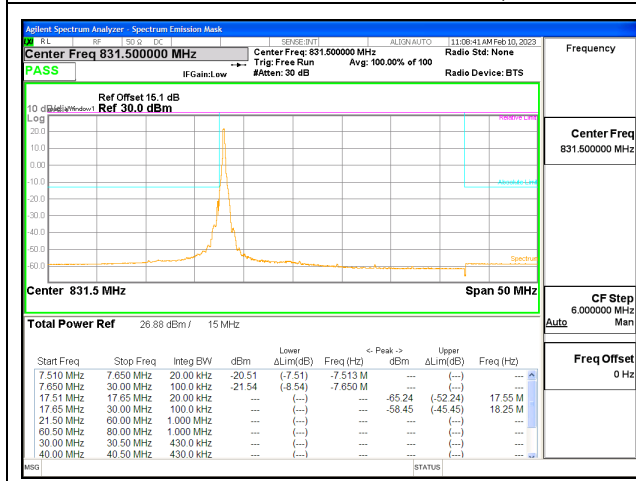
5G NR n26 10MHz BPSK High Channel RB1-51, ID:19210



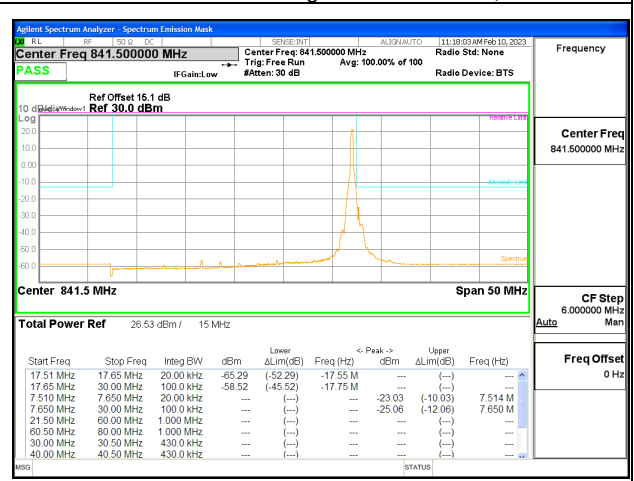
5G NR n26 10MHz BPSK Low Channel RB50-0, ID:19210



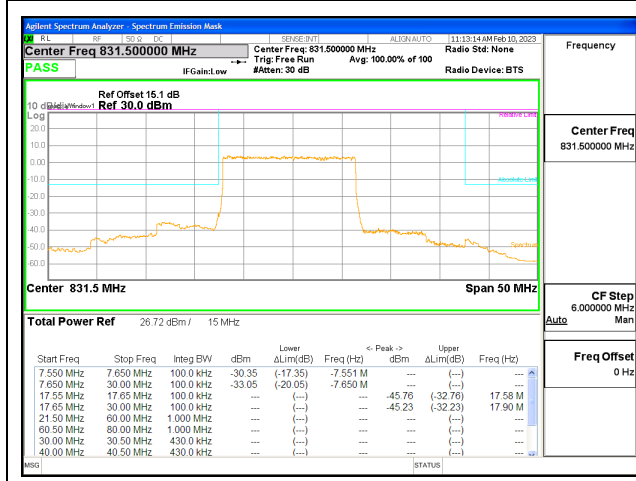
5G NR n26 10MHz BPSK High Channel RB50-0, ID:19210



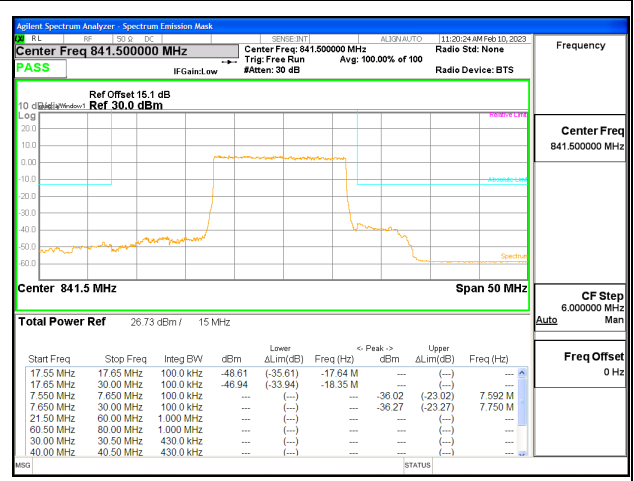
5G NR n26 15MHz BPSK Low Channel RB1-0, ID:19210



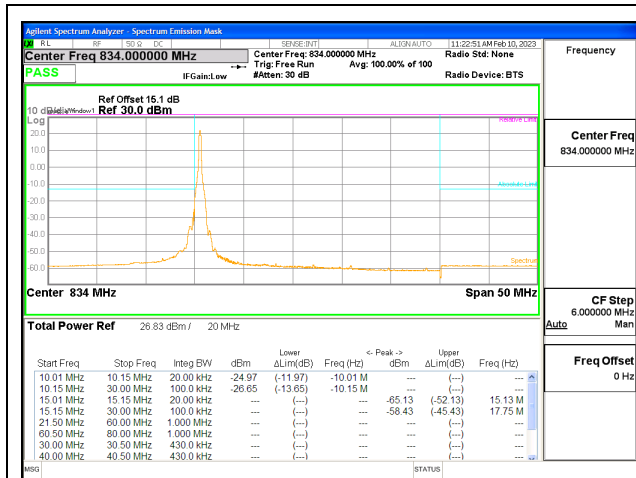
5G NR n26 15MHz BPSK High Channel RB1-78, ID:19210



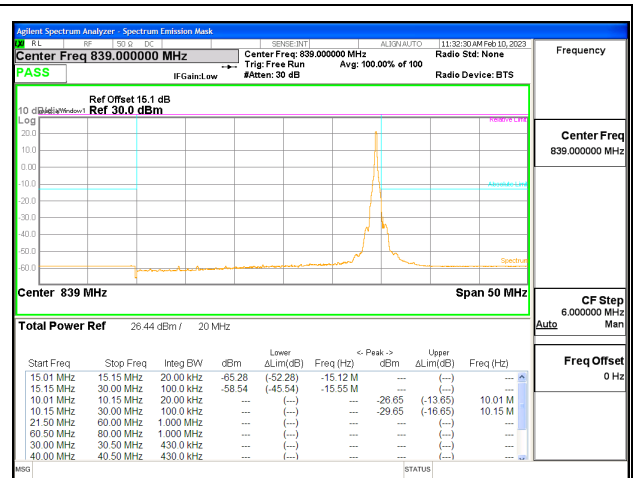
5G NR n26 15MHz BPSK Low Channel RB75-0, ID:19210



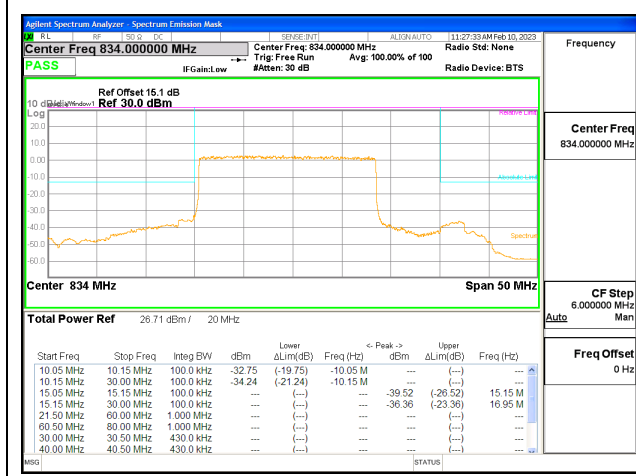
5G NR n26 15MHz BPSK High Channel RB75-0, ID:19210



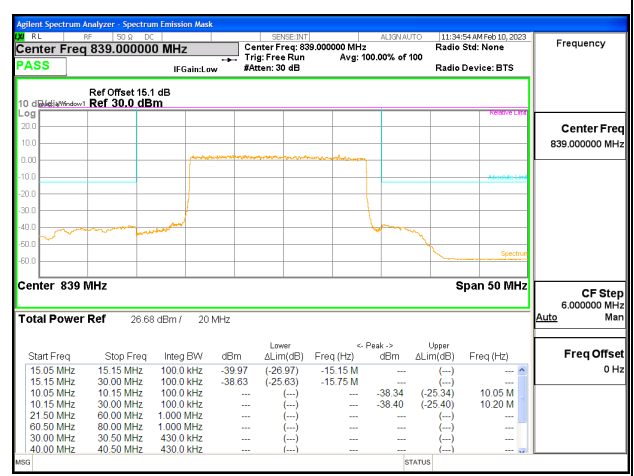
5G NR n26 20MHz BPSK Low Channel RB1-0, ID:19210



5G NR n26 20MHz BPSK High Channel RB1-105, ID:19210



5G NR n26 20MHz BPSK Low Channel RB100-0, ID:19210



5G NR n26 20MHz BPSK High Channel RB100-0, ID:19210

9.2.9. LTE BAND 30 AND 5G NR n30

LIMITS

FCC: §27.53

(a) For operations in the 2305-2320 MHz band and the 2345-2360 MHz band, the power of any emission outside a licensee's frequency band(s) of operation shall be attenuated below the transmitter power P (with averaging performed only during periods of transmission) within the licensed band(s) of operation, in watts, by the following amounts:

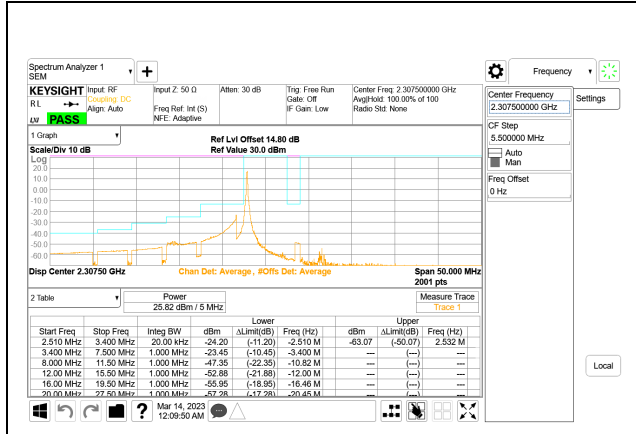
(4) For mobile and portable stations operating in the 2305-2315 MHz and 2350-2360 MHz bands:

(i) By a factor of not less than: $43 + 10 \log (P)$ dB on all frequencies between 2305 and 2320 MHz and on all frequencies between 2345 and 2360 MHz that are outside the licensed band(s) of operation, not less than $55 + 10 \log (P)$ dB on all frequencies between 2320 and 2324 MHz and on all frequencies between 2341 and 2345 MHz, not less than $61 + 10 \log (P)$ dB on all frequencies between 2324 and 2328 MHz and on all frequencies between 2337 and 2341 MHz, and not less than $67 + 10 \log (P)$ dB on all frequencies between 2328 and 2337 MHz;

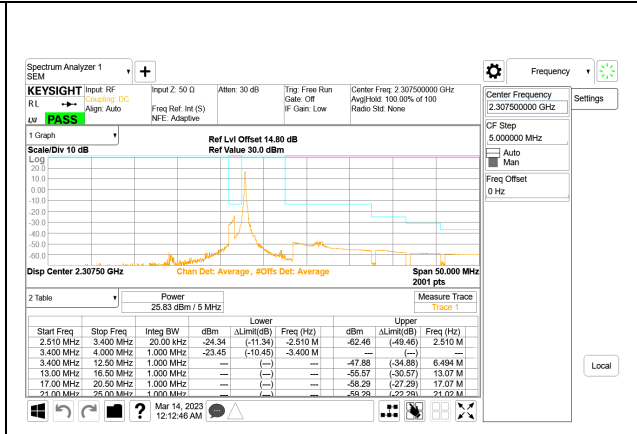
(ii) By a factor of not less than $43 + 10 \log (P)$ dB on all frequencies between 2300 and 2305 MHz, $55 + 10 \log (P)$ dB on all frequencies between 2296 and 2300 MHz, $61 + 10 \log (P)$ dB on all frequencies between 2292 and 2296 MHz, $67 + 10 \log (P)$ dB on all frequencies between 2288 and 2292 MHz, and $70 + 10 \log (P)$ dB below 2288 MHz;

(iii) By a factor of not less than $43 + 10 \log (P)$ dB on all frequencies between 2360 and 2365 MHz, and not less than $70 + 10 \log (P)$ dB above 2365 MHz.

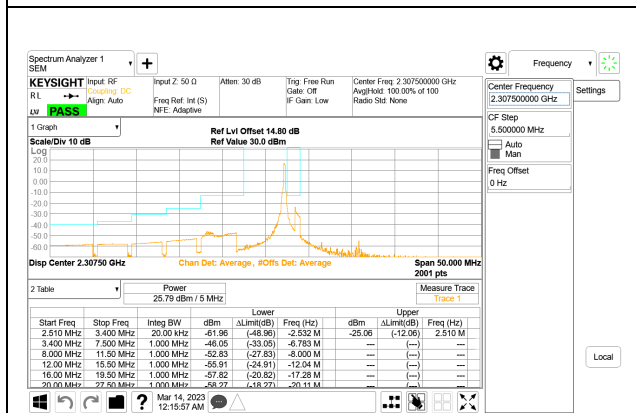
LTE BAND 30 EMISSION MASK



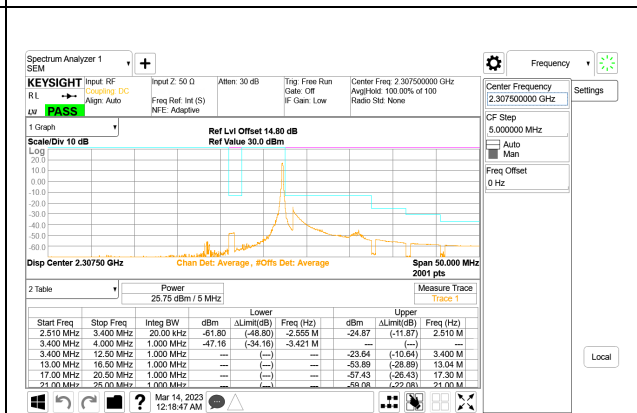
LTE B30 5MHz QPSK Low Channel RB1-0 (Low side), ID:28567



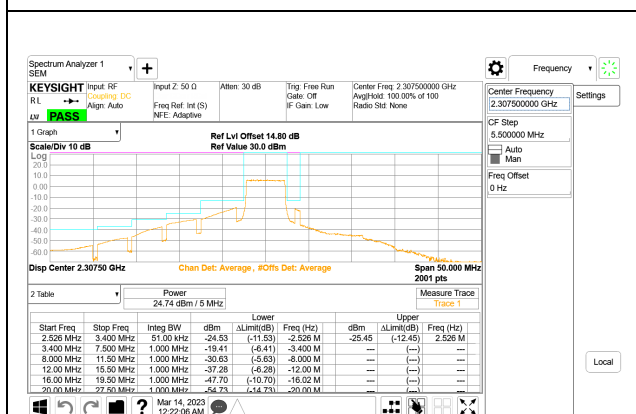
LTE B30 5MHz QPSK Low Channel RB1-0 (High side), ID:28567



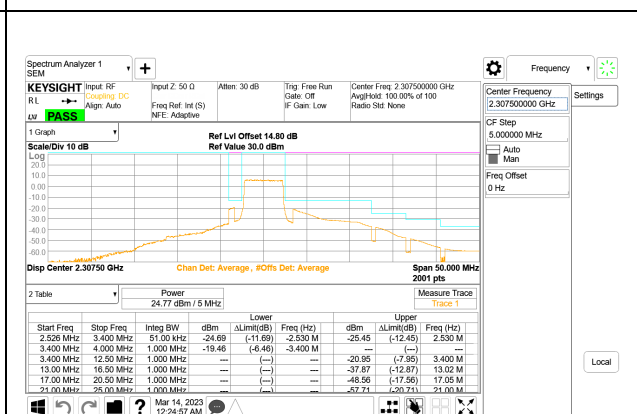
LTE B30 5MHz QPSK Low Channel RB1-24 (Low side), ID:28567



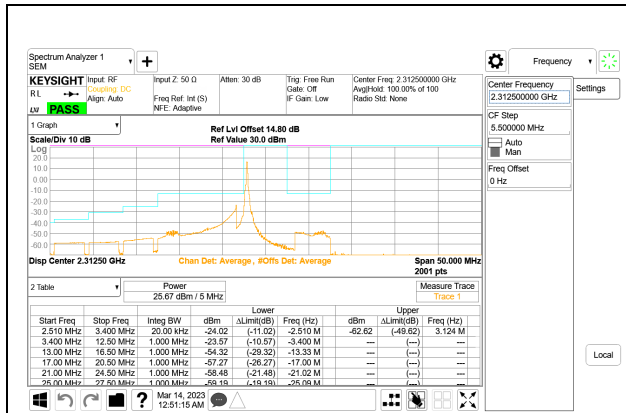
LTE B30 5MHz QPSK Low Channel RB1-24 (High side), ID:28567



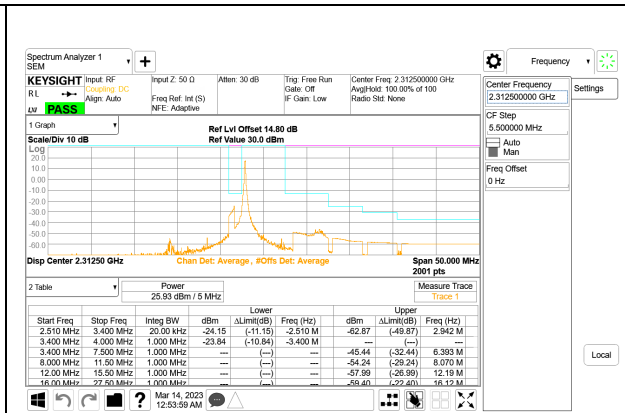
LTE B30 5MHz QPSK Low Channel RB25-0 (Low side), ID:28567



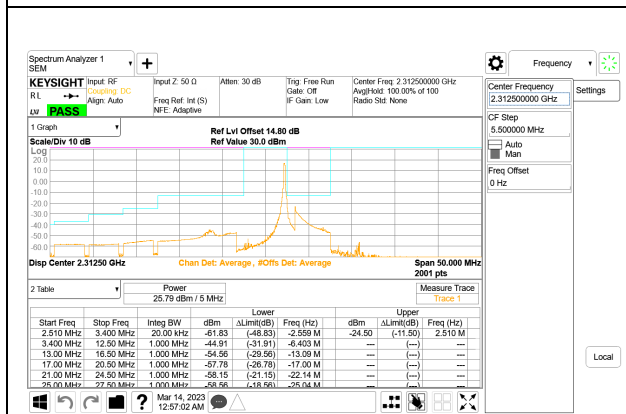
LTE B30 5MHz QPSK Low Channel RB25-0 (High side), ID:28567



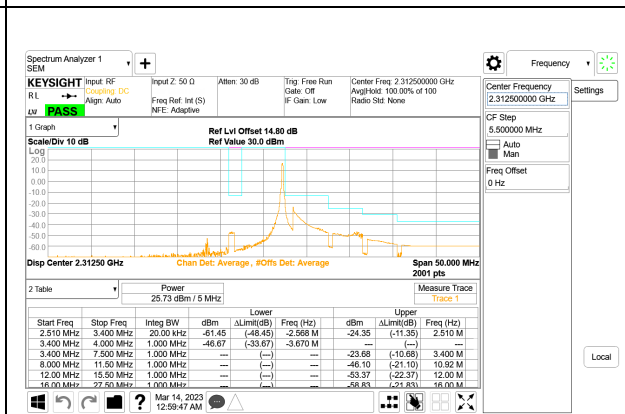
LTE B30 5MHz QPSK High Channel RB1-0 (Low side), ID:28567



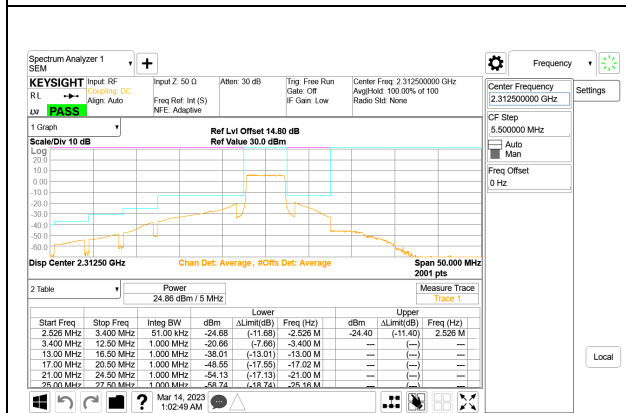
LTE B30 5MHz QPSK High Channel RB1-0 (High side), ID:28567



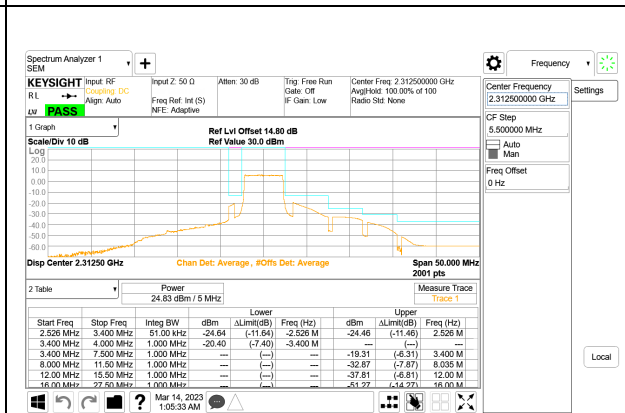
LTE B30 5MHz QPSK High Channel RB1-24 (Low side), ID:28567



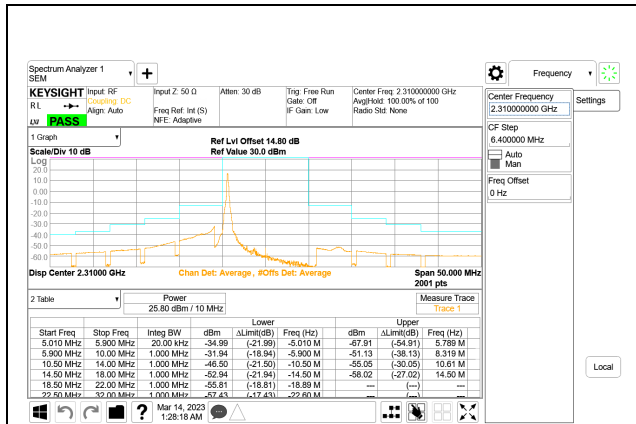
LTE B30 5MHz QPSK High Channel RB1-24 (High side), ID:28567



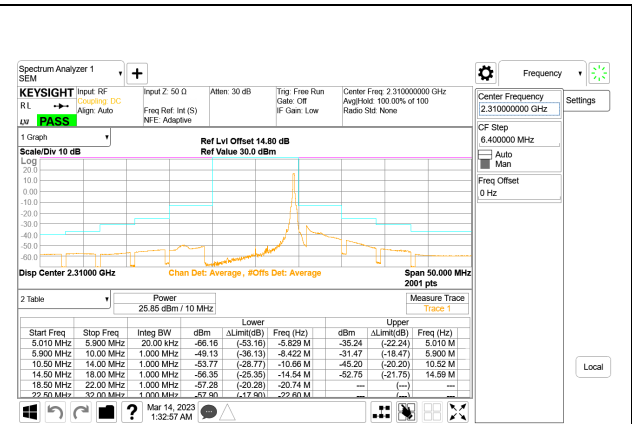
LTE B30 5MHz QPSK High Channel RB25-0 (Low side), ID:28567



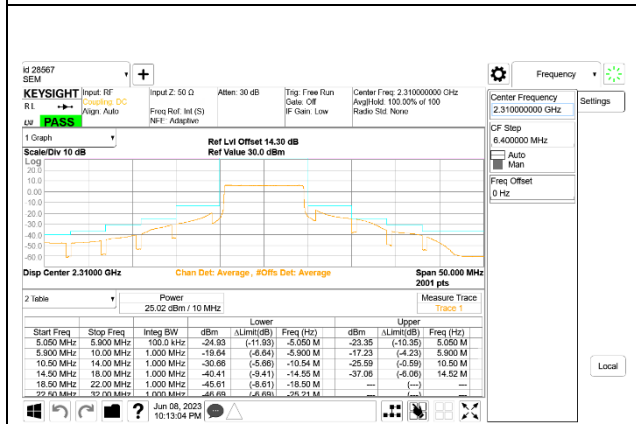
LTE B30 5MHz QPSK High Channel RB25-0 (High side), ID:28567




LTE B30 10MHz QPSK Middle Channel RB1-0, ID:28567



LTE B30 10MHz QPSK High Channel RB1-49, ID:28567

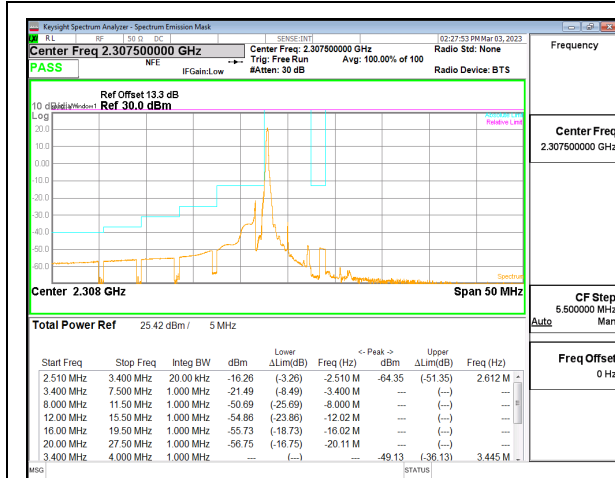


LTE B30 10MHz QPSK Middle Channel RB50-0, ID:28567

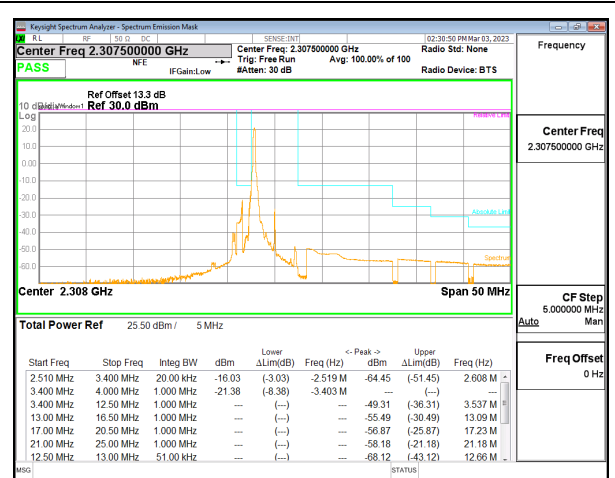


Intentionally Blank

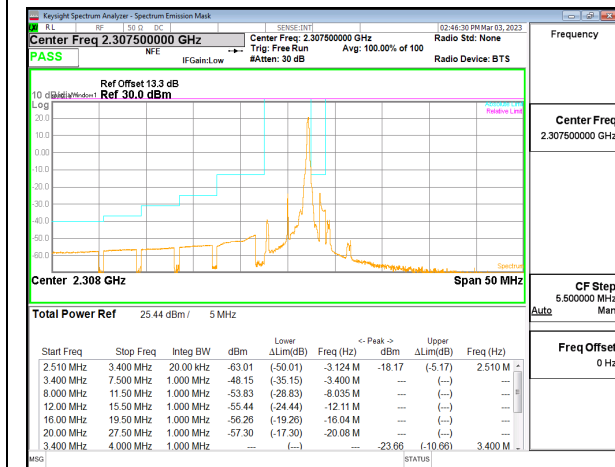
5G NR n30 EMISSION MASK



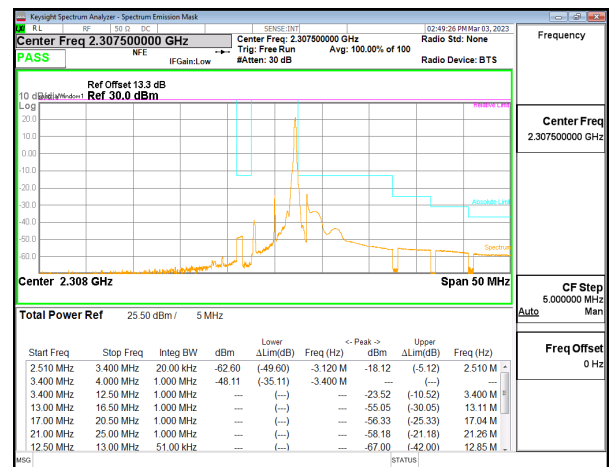
5G NR n30 5MHz BPSK Low Channel RB1-0 (Low side), ID:28568



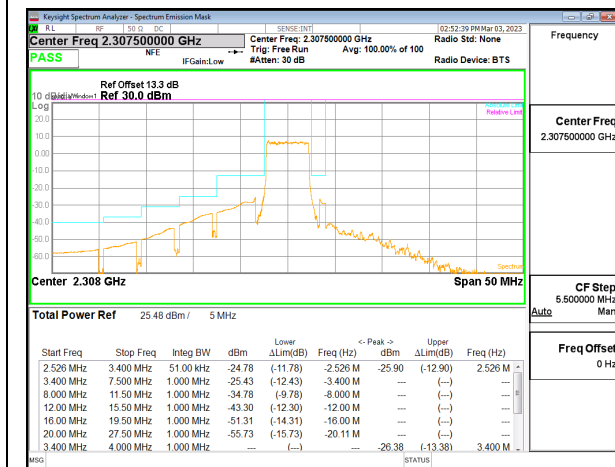
5G NR n30 5MHz BPSK Low Channel RB1-0 (High side), ID:28568



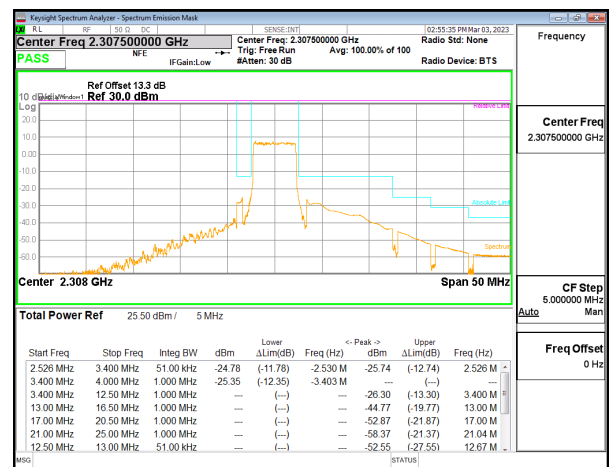
5G NR n30 5MHz BPSK Low Channel RB1-24 (Low side), ID:28568



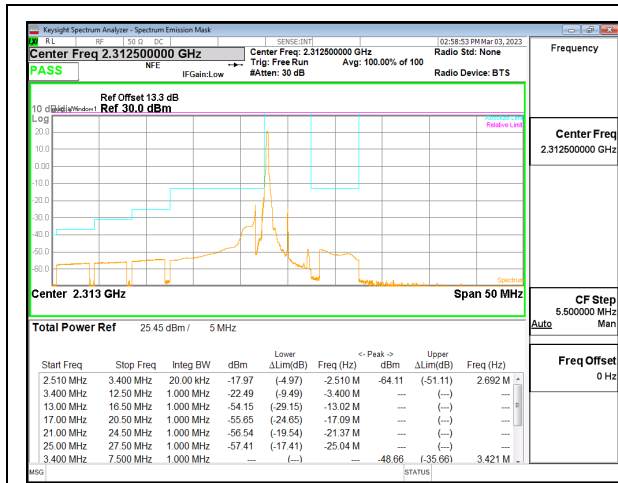
5G NR n30 5MHz BPSK Low Channel RB1-24 (High side), ID:28568



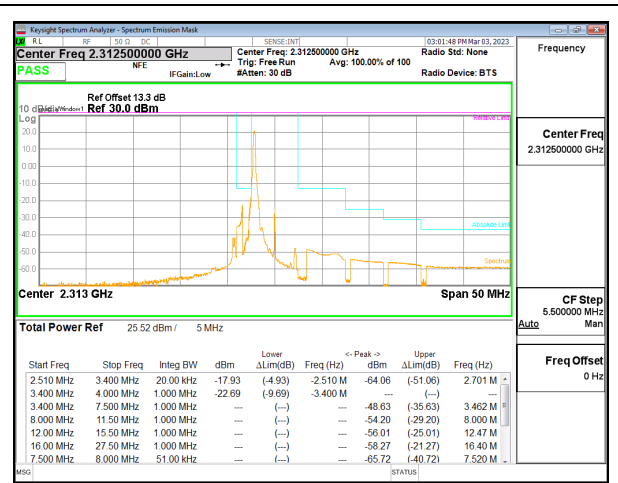
5G NR n30 5MHz BPSK Low Channel RB25-0 (Low side), ID:28568



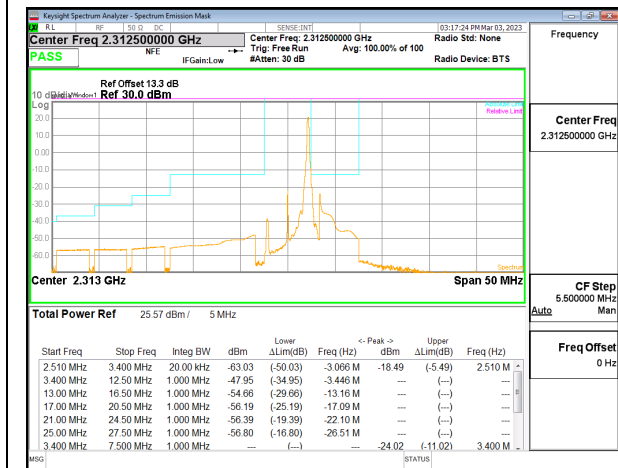
5G NR n30 5MHz BPSK Low Channel RB25-0 (High side), ID:28568



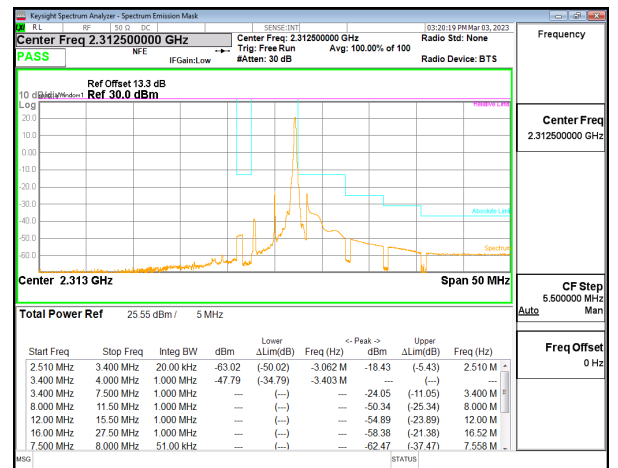
5G NR n30 5MHz BPSK High Channel RB1-0 (Low side), ID:28568



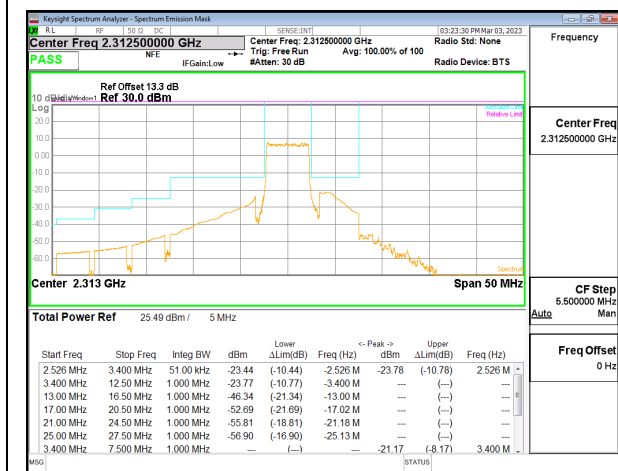
5G NR n30 5MHz BPSK High Channel RB1-0 (High side), ID:28568



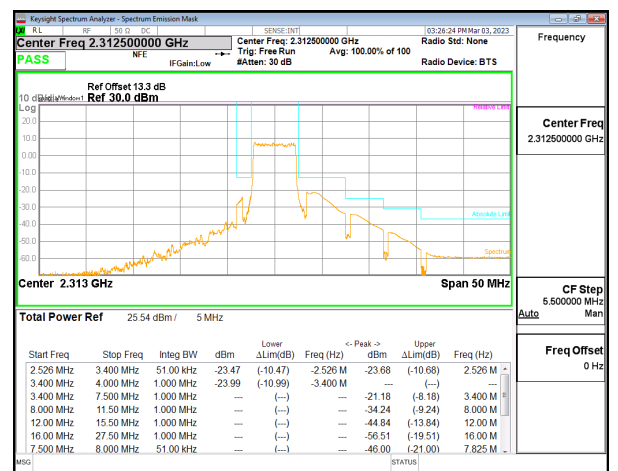
5G NR n30 5MHz BPSK High Channel RB1-24 (Low side), ID:28568



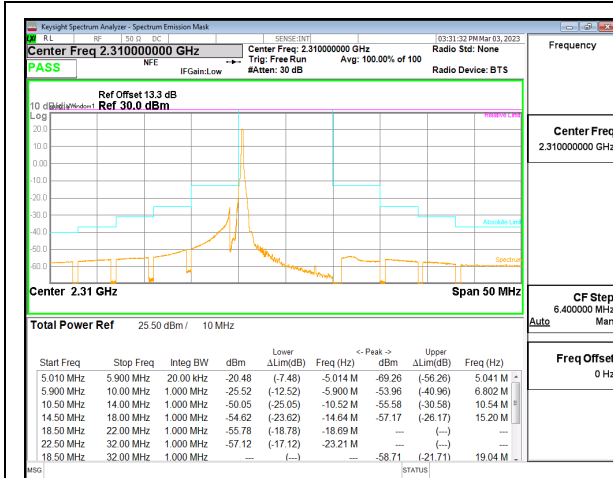
5G NR n30 5MHz BPSK High Channel RB1-24 (High side), ID:28568



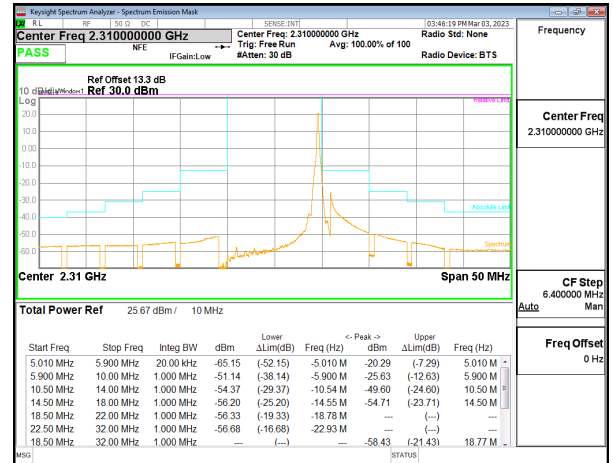
5G NR n30 5MHz BPSK High Channel RB25-0 (Low side), ID:28568



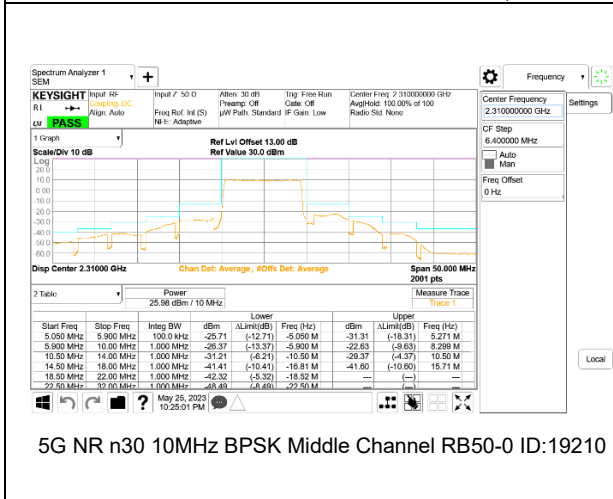
5G NR n30 5MHz BPSK High Channel RB25-0 (High side), ID:28568



5G NR n30 10MHz BPSK Middle Channel RB1-0, ID:28568



5G NR n30 10MHz BPSK Middle Channel RB1-51, ID:28568



5G NR n30 10MHz BPSK Middle Channel RB50-0 ID:19210

Intentionally Blank

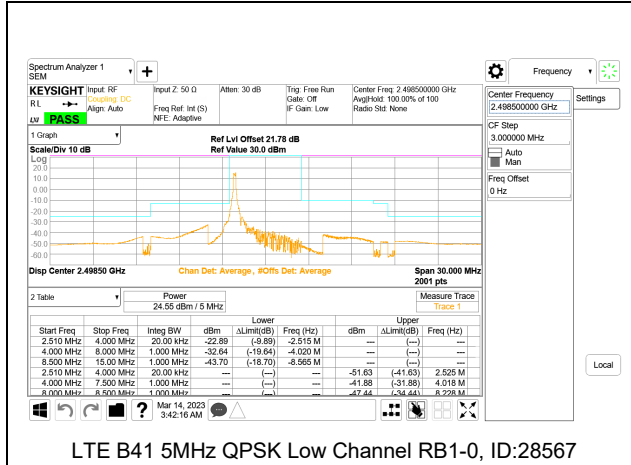
9.2.10. LTE BAND 41 AND 5G NR n41

LIMITS

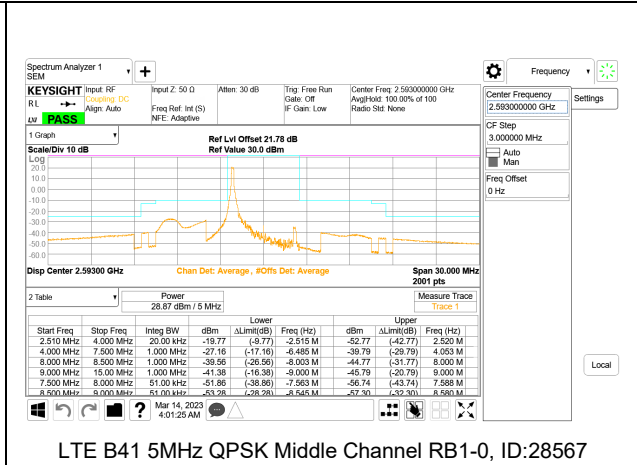
FCC: §27.53

(m)(4) For mobile digital stations, the attenuation factor shall be not less than $40 + 10 \log (P)$ dB on all frequencies between the channel edge and 5 megahertz from the channel edge, $43 + 10 \log (P)$ dB on all frequencies between 5 megahertz and X megahertz from the channel edge, and $55 + 10 \log (P)$ dB on all frequencies more than X megahertz from the channel edge, where X is the greater of 6 megahertz or the actual emission bandwidth as defined in paragraph (m)(6) of this section. In addition, the attenuation factor shall not be less than $43 + 10 \log (P)$ dB on all frequencies between 2490.5 MHz and 2496 MHz and $55 + 10 \log (P)$ dB at or below 2490.5 MHz. Mobile Satellite Service licensees operating on frequencies below 2495 MHz may also submit a documented interference complaint against BRS licensees operating on channel BRS Channel 1 on the same terms and conditions as adjacent channel BRS or EBS licensees.

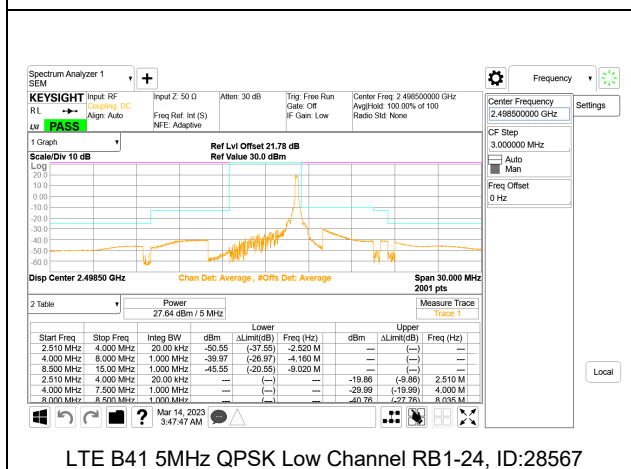
LTE BAND 41 EMISSION MASK



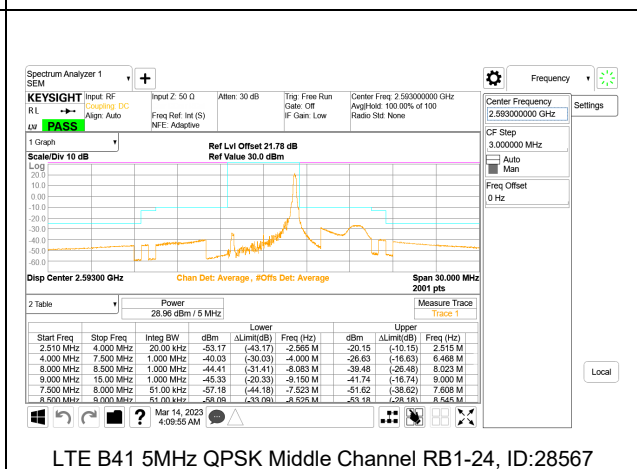
LTE B41 5MHz QPSK Low Channel RB1-0, ID:28567



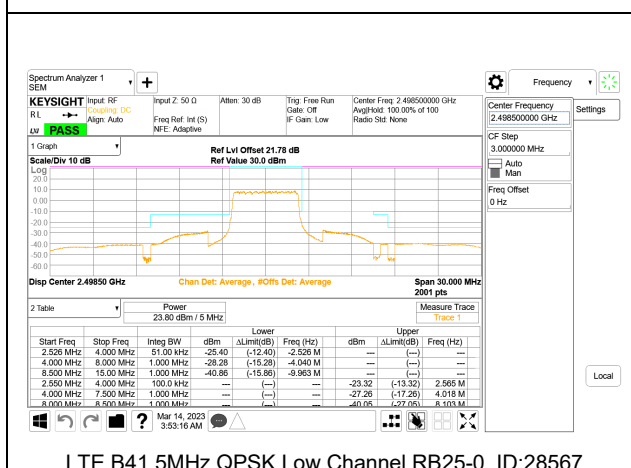
LTE B41 5MHz QPSK Middle Channel RB1-0, ID:28567



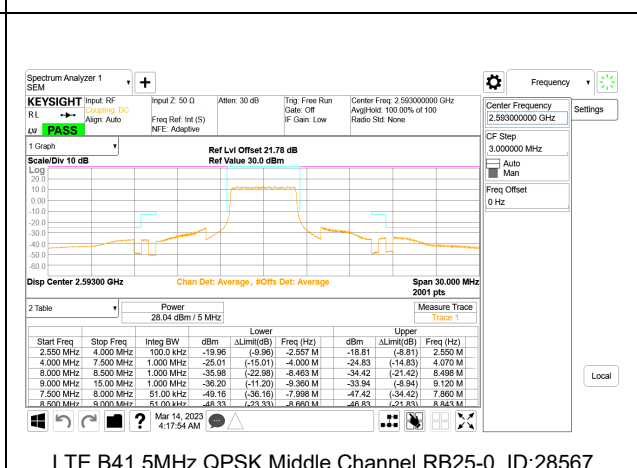
LTE B41 5MHz QPSK Low Channel RB1-24, ID:28567



LTE B41 5MHz QPSK Middle Channel RB1-24, ID:28567



LTE B41 5MHz QPSK Low Channel RB25-0, ID:28567



LTE B41 5MHz QPSK Middle Channel RB25-0, ID:28567