

Measurement Report for GSM 850: GPRS-FDD (TDMA, GMSK, TN 0-1), BACK

Exposure Conditions

Band	GSM 850	TSL Permittivity	41.9
Frequency [MHz] Channel Number	836.600 190	TSL Conductivity [S/m]	0.899
Group UID	GSM 10024-DAC	Phantom Section TSL	Flat HSL
Conversion Factor	7.83	Test Distance [mm]	5.00

Hardware Setup

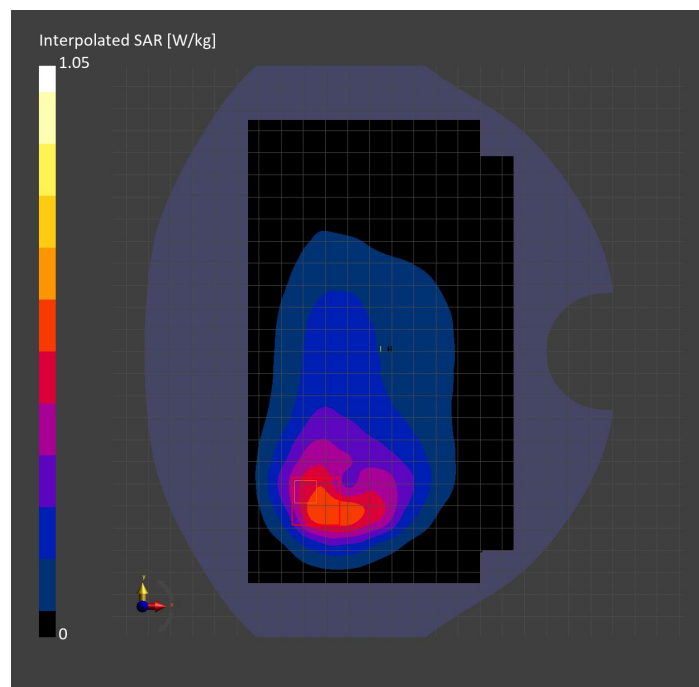
Probe Calibration Date	EX3DV4 - SN3749 2023-01-27	Phantom	Twin-SAM V8.0 (30deg probe tilt)
DAE Calibration Date	DAE4 Sn1357 2023-01-27	TSL Type	HBBL-600-10000
Software Version	16.2.4.2524		

Scan Setup

	Area Scan	Zoom Scan
Grid Extents [mm]	120.0 x 210.0	30.0 x 30.0 x 30.0
Grid Steps [mm]	15.0 x 15.0	6.0 x 6.0 x 1.5
Sensor Surface [mm]	3.0	1.4
Graded Grid	N/A	Yes
M2/M1 [%]		74.1
Dist 3dB Peak [mm]		8.4

Measurement Results

	Area Scan	Zoom Scan
psSAR1g [W/Kg]	0.525	0.478
psSAR10g [W/Kg]	0.336	0.263
Power Drift [dB]	N/A	-0.09



Measurement Report for GSM 850: GPRS-FDD (TDMA, GMSK, TN 0-1), EDGE RIGHT

Exposure Conditions

Band	GSM 850	TSL Permittivity	41.9
Frequency [MHz] Channel Number	836.600 190	TSL Conductivity [S/m]	0.899
Group UID	GSM 10024-DAC	Phantom Section TSL	Flat HSL
Conversion Factor	7.83	Test Distance [mm]	5.00

Hardware Setup

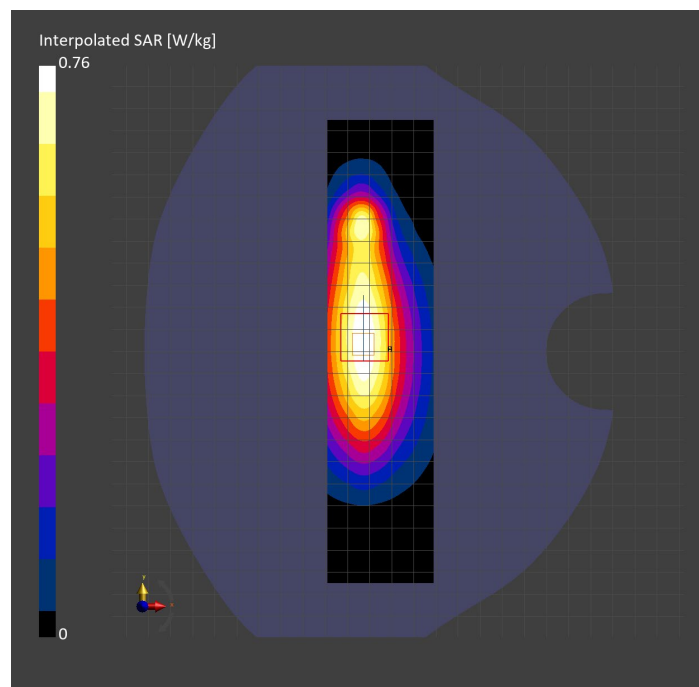
Probe Calibration Date	EX3DV4 - SN3749 2023-01-27	Phantom	Twin-SAM V8.0 (30deg probe tilt)
DAE Calibration Date	DAE4 Sn1357 2023-01-27	TSL Type	HBBL-600-10000
Software Version	16.2.4.2524		

Scan Setup

	Area Scan	Zoom Scan
Grid Extents [mm]	48.0 x 210.0	30.0 x 30.0 x 30.0
Grid Steps [mm]	8.0 x 15.0	6.0 x 6.0 x 1.5
Sensor Surface [mm]	3.0	1.4
Graded Grid	N/A	Yes
M2/M1 [%]		85.9
Dist 3dB Peak [mm]		15.6

Measurement Results

	Area Scan	Zoom Scan
psSAR1g [W/Kg]	0.484	0.480
psSAR10g [W/Kg]	0.318	0.309
Power Drift [dB]	N/A	0.00



Measurement Report for GSM 850: GPRS-FDD (TDMA, GMSK, TN 0-1), CHEEK

Exposure Conditions

Band	GSM 850	TSL Permittivity	43.1
Frequency [MHz] Channel Number	824.200 128	TSL Conductivity [S/m]	0.864
Group UID	GSM 10024-DAC	Phantom Section TSL	RightHead HSL
Conversion Factor	7.83	Test Distance [mm]	0.00

Hardware Setup

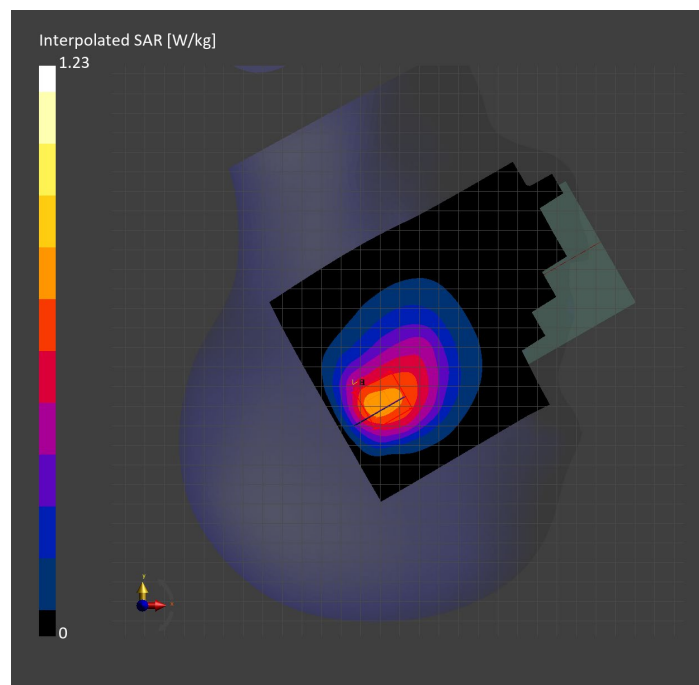
Probe Calibration Date	EX3DV4 - SN3749 2023-01-27	Phantom	Twin-SAM V8.0 (30deg probe tilt)
DAE Calibration Date	DAE4 Sn1357 2023-01-27	TSL Type	HBBL-600-10000
Software Version	16.2.4.2524		

Scan Setup

	Area Scan	Zoom Scan
Grid Extents [mm]	120.0 x 180.0	30.0 x 30.0 x 30.0
Grid Steps [mm]	15.0 x 15.0	6.0 x 6.0 x 1.5
Sensor Surface [mm]	3.0	1.4
Graded Grid	N/A	Yes
M2/M1 [%]		79.8
Dist 3dB Peak [mm]		9.7

Measurement Results

	Area Scan	Zoom Scan
psSAR1g [W/Kg]	0.663	0.690
psSAR10g [W/Kg]	0.447	0.450
Power Drift [dB]	N/A	0.05



Measurement Report for PCS 1900: GPRS-FDD (TDMA, GMSK, TN 0-1), TILT

Exposure Conditions

Band	PCS 1900	TSL Permittivity	39.3
Frequency [MHz] Channel Number	1880.000 661	TSL Conductivity [S/m]	1.43
Group UID	GSM 10024-DAC	Phantom Section TSL	RightHead HSL
Conversion Factor	7.53	Test Distance [mm]	0.00

Hardware Setup


Probe Calibration Date	EX3DV4 - SN7807 2023-04-11	Phantom	Twin-SAM V8.0 (30deg probe tilt)
DAE Calibration Date	DAE4 Sn1799 2023-04-04	TSL Type	HBBL-600-10000
Software Version	16.2.4.2524		

Scan Setup

	Area Scan	Zoom Scan
Grid Extents [mm]	120.0 x 210.0	30.0 x 30.0 x 30.0
Grid Steps [mm]	15.0 x 15.0	6.0 x 6.0 x 1.5
Sensor Surface [mm]	3.0	1.4
Graded Grid	N/A	Yes
M2/M1 [%]		82.8
Dist 3dB Peak [mm]		8.6

Measurement Results

	Area Scan	Zoom Scan
psSAR1g [W/Kg]	0.615	0.622
psSAR10g [W/Kg]	0.321	0.300
Power Drift [dB]	N/A	0.01



Measurement Report for PCS 1900: GPRS-FDD (TDMA, GMSK, TN 0-1), BACK

Exposure Conditions

Band	PCS 1900	TSL Permittivity	38.8
Frequency [MHz] Channel Number	1880.000 661	TSL Conductivity [S/m]	1.42
Group UID	GSM 10024-DAC	Phantom Section TSL	Flat HSL
Conversion Factor	8.43	Test Distance [mm]	5.00

Hardware Setup

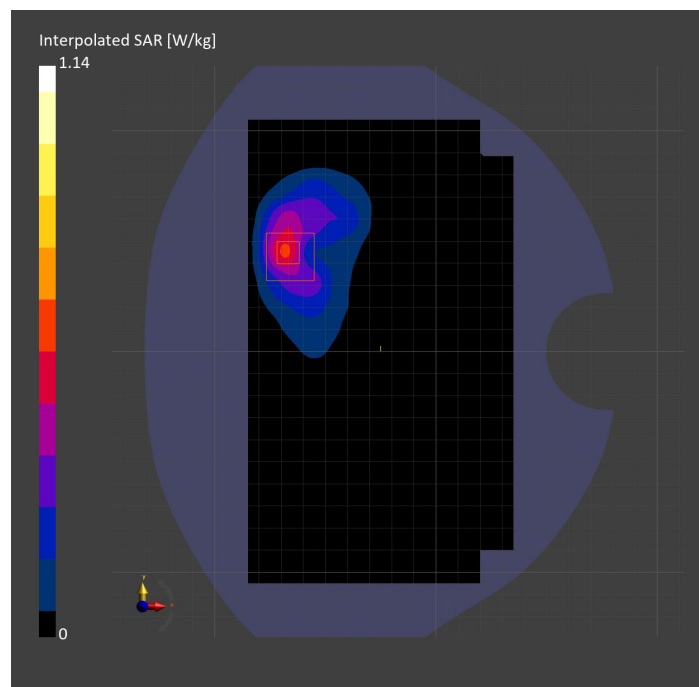
Probe Calibration Date	EX3DV4 - SN3991 2022-09-22	Phantom	Twin-SAM V8.0 (30deg probe tilt)
DAE Calibration Date	DAE4 Sn1674 2023-05-11	TSL Type	HBBL-600-10000
Software Version	16.2.4.2524		

Scan Setup

	Area Scan	Zoom Scan
Grid Extents [mm]	120.0 x 210.0	30.0 x 30.0 x 30.0
Grid Steps [mm]	15.0 x 15.0	6.0 x 6.0 x 1.5
Sensor Surface [mm]	3.0	1.4
Graded Grid	N/A	Yes
M2/M1 [%]		77.0
Dist 3dB Peak [mm]		6.2

Measurement Results

	Area Scan	Zoom Scan
psSAR1g [W/Kg]	0.443	0.516
psSAR10g [W/Kg]	0.230	0.244
Power Drift [dB]	N/A	-0.10



Measurement Report for PCS 1900: GPRS-FDD (TDMA, GMSK, TN 0-1), EDGE RIGHT

Exposure Conditions

Band	PCS 1900	TSL Permittivity	39.3
Frequency [MHz] Channel Number	1909.800 810	TSL Conductivity [S/m]	1.45
Group UID	GSM 10024-DAC	Phantom Section TSL	Flat HSL
Conversion Factor	7.53	Test Distance [mm]	5.00

Hardware Setup

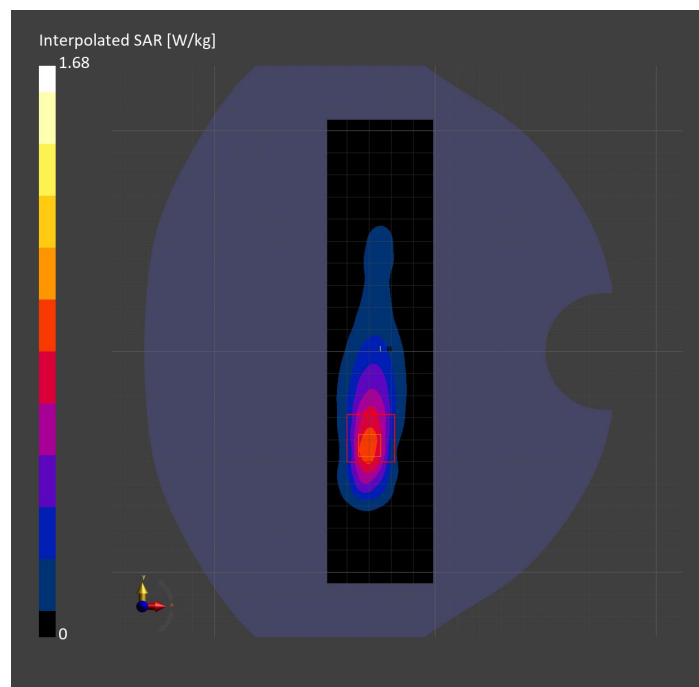
Probe Calibration Date	EX3DV4 - SN7807 2023-04-11	Phantom	Twin-SAM V8.0 (30deg probe tilt)
DAE Calibration Date	DAE4 Sn1799 2023-04-04	TSL Type	HBBL-600-10000
Software Version	16.2.4.2524		

Scan Setup

	Area Scan	Zoom Scan
Grid Extents [mm]	48.0 x 210.0	30.0 x 30.0 x 30.0
Grid Steps [mm]	8.0 x 15.0	6.0 x 6.0 x 1.5
Sensor Surface [mm]	3.0	1.4
Graded Grid	N/A	Yes
M2/M1 [%]		77.9
Dist 3dB Peak [mm]		7.2

Measurement Results

	Area Scan	Zoom Scan
psSAR1g [W/Kg]	0.749	0.798
psSAR10g [W/Kg]	0.356	0.367
Power Drift [dB]	N/A	-0.12



Measurement Report for Band 2: UMTS-FDD (WCDMA), CHEEK

Exposure Conditions

Band	Band 2	TSL Permittivity	39.4
Frequency [MHz] Channel Number	1852.400 9262	TSL Conductivity [S/m]	1.42
Group UID	WCDMA 10011-CAC	Phantom Section TSL	RightHead HSL
Conversion Factor	7.53	Test Distance [mm]	0.00

Hardware Setup

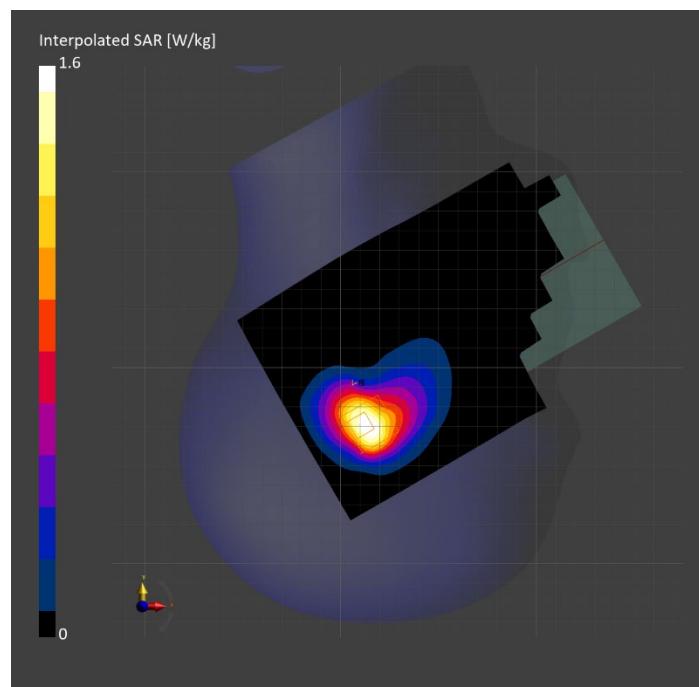
Probe Calibration Date	EX3DV4 - SN7807 2023-04-11	Phantom	Twin-SAM V8.0 (30deg probe tilt)
DAE Calibration Date	DAE4 Sn1799 2023-04-04	TSL Type	HBBL-600-10000
Software Version	16.2.4.2524		

Scan Setup

	Area Scan	Zoom Scan
Grid Extents [mm]	120.0 x 210.0	30.0 x 30.0 x 30.0
Grid Steps [mm]	15.0 x 15.0	6.0 x 6.0 x 1.5
Sensor Surface [mm]	3.0	1.4
Graded Grid	N/A	Yes
M2/M1 [%]		76.9
Dist 3dB Peak [mm]		9.8

Measurement Results

	Area Scan	Zoom Scan
psSAR1g [W/Kg]	0.770	0.763
psSAR10g [W/Kg]	0.420	0.398
Power Drift [dB]	N/A	-0.09



Measurement Report for Band 2: UMTS-FDD (WCDMA), BACK

Exposure Conditions

Band	Band 2	TSL Permittivity	38.8
Frequency [MHz] Channel Number	1880.000 9400	TSL Conductivity [S/m]	1.42
Group UID	WCDMA 10011-CAC	Phantom Section TSL	Flat HSL
Conversion Factor	8.43	Test Distance [mm]	5.00

Hardware Setup

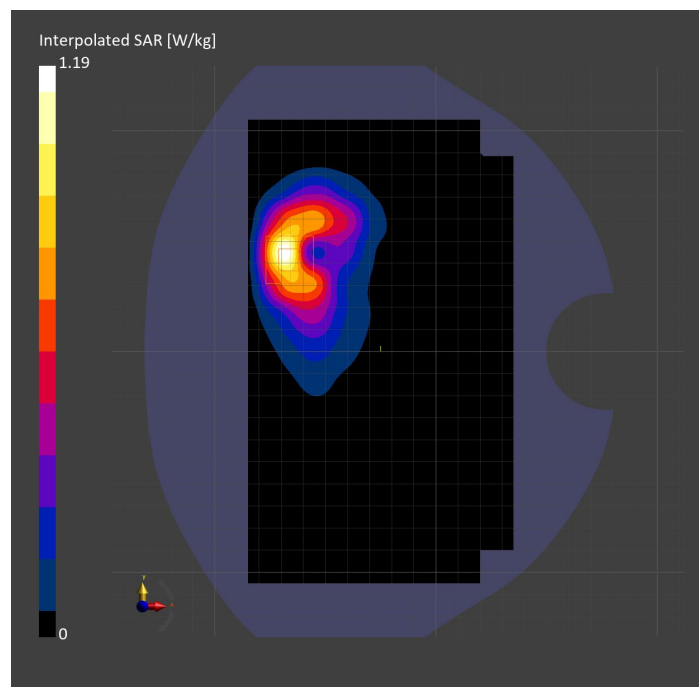
Probe Calibration Date	EX3DV4 - SN3991 2022-09-22	Phantom	Twin-SAM V8.0 (30deg probe tilt)
DAE Calibration Date	DAE4 Sn1674 2023-05-11	TSL Type	HBBL-600-10000
Software Version	16.2.4.2524		

Scan Setup

	Area Scan	Zoom Scan
Grid Extents [mm]	120.0 x 210.0	30.0 x 30.0 x 30.0
Grid Steps [mm]	15.0 x 15.0	6.0 x 6.0 x 1.5
Sensor Surface [mm]	3.0	1.4
Graded Grid	N/A	Yes
M2/M1 [%]		77.5
Dist 3dB Peak [mm]		6.2

Measurement Results

	Area Scan	Zoom Scan
psSAR1g [W/Kg]	0.435	0.531
psSAR10g [W/Kg]	0.221	0.250
Power Drift [dB]	N/A	-0.07



Measurement Report for Band 2: UMTS-FDD (WCDMA), EDGE RIGHT

Exposure Conditions

Band	Band 2	TSL Permittivity	38.5
Frequency [MHz] Channel Number	1907.600 9538	TSL Conductivity [S/m]	1.46
Group UID	WCDMA 10011-CAC	Phantom Section TSL	Flat HSL
Conversion Factor	7.53	Test Distance [mm]	5.00

Hardware Setup

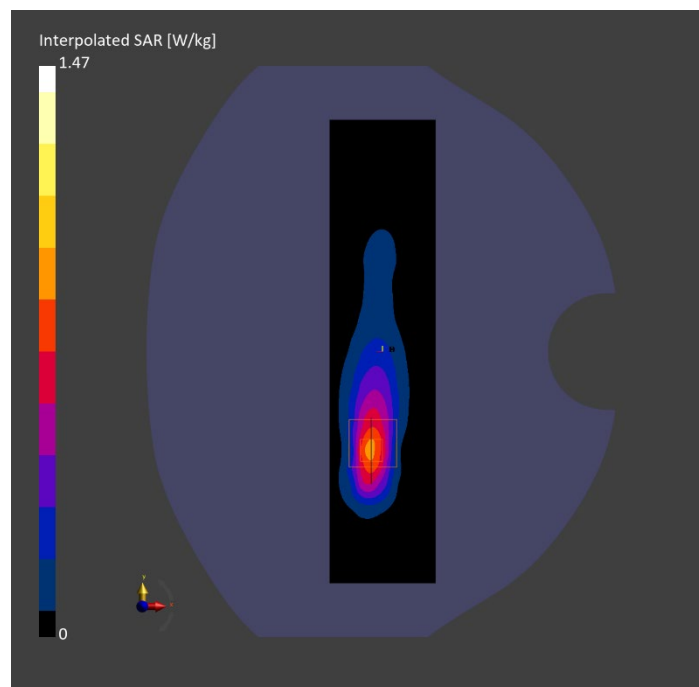
Probe Calibration Date	EX3DV4 - SN7807 2023-04-11	Phantom	Twin-SAM V8.0 (30deg probe tilt)
DAE Calibration Date	DAE4 Sn1799 2023-04-04	TSL Type	HBBL-600-10000
Software Version	16.2.4.2524		

Scan Setup

	Area Scan	Zoom Scan
Grid Extents [mm]	48.0 x 210.0	30.0 x 30.0 x 30.0
Grid Steps [mm]	8.0 x 15.0	6.0 x 6.0 x 1.5
Sensor Surface [mm]	3.0	1.4
Graded Grid	N/A	Yes
M2/M1 [%]		79.2
Dist 3dB Peak [mm]		7.2

Measurement Results

	Area Scan	Zoom Scan
psSAR1g [W/Kg]	0.699	0.719
psSAR10g [W/Kg]	0.329	0.330
Power Drift [dB]	N/A	-0.08



Measurement Report for Band 4: UMTS-FDD (WCDMA), BACK

Exposure Conditions

Band	Band 4	TSL Permittivity	38.7
Frequency [MHz] Channel Number	1732.600 1413	TSL Conductivity [S/m]	1.34
Group UID	WCDMA 10011-CAC	Phantom Section TSL	Flat HSL
Conversion Factor	8.98	Test Distance [mm]	5.00

Hardware Setup

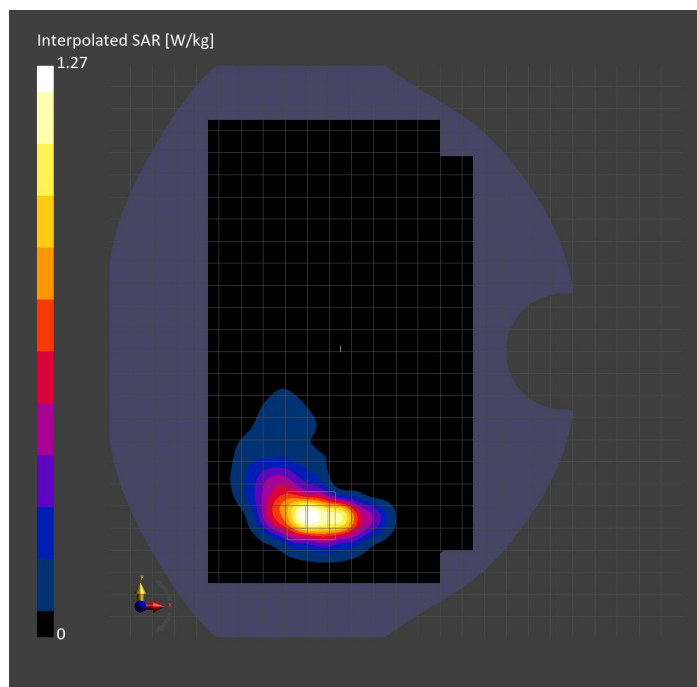
Probe Calibration Date	EX3DV4 - SN3989 2023-01-26	Phantom	Twin-SAM V8.0 (30deg probe tilt)
DAE Calibration Date	DAE4 Sn1257 2022-09-20	TSL Type	HBBL-600-10000
Software Version	16.2.4.2524		

Scan Setup

	Area Scan	Zoom Scan
Grid Extents [mm]	120.0 x 210.0	30.0 x 30.0 x 30.0
Grid Steps [mm]	15.0 x 15.0	6.0 x 6.0 x 1.5
Sensor Surface [mm]	3.0	1.4
Graded Grid	N/A	Yes
M2/M1 [%]		78.4
Dist 3dB Peak [mm]		7.2

Measurement Results

	Area Scan	Zoom Scan
psSAR1g [W/Kg]	0.602	0.615
psSAR10g [W/Kg]	0.304	0.304
Power Drift [dB]	N/A	-0.02



Measurement Report for Band 4: UMTS-FDD (WCDMA), TILT

Exposure Conditions

Band	Band 4	TSL Permittivity	40.4
Frequency [MHz] Channel Number	1752.600 1513	TSL Conductivity [S/m]	1.38
Group UID	WCDMA 10011-CAC	Phantom Section TSL	RightHead HSL
Conversion Factor	8.66	Test Distance [mm]	0.00

Hardware Setup

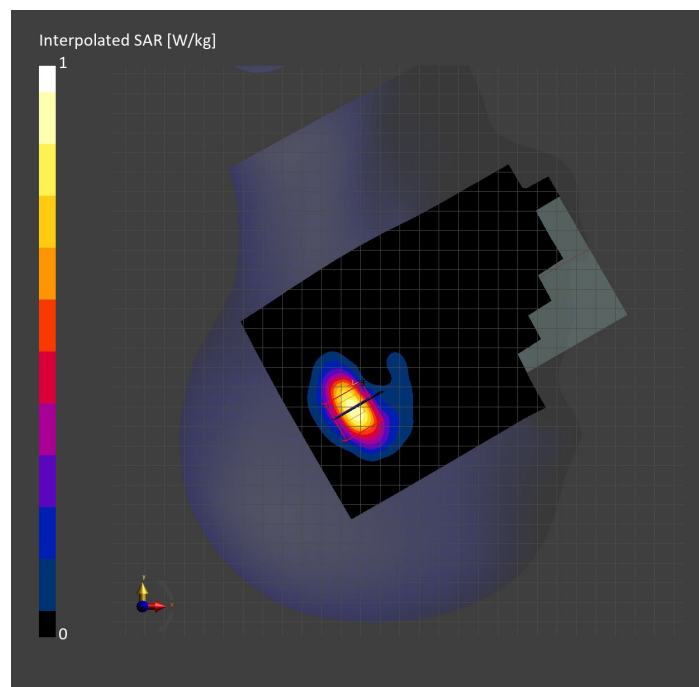
Probe Calibration Date	EX3DV4 - SN7569 2023-04-18	Phantom	Twin-SAM V8.0 (30deg probe tilt)
DAE Calibration Date	DAE4 Sn1547 2023-04-18	TSL Type	HBBL-600-10000
Software Version	16.2.4.2524		

Scan Setup

	Area Scan	Zoom Scan
Grid Extents [mm]	120.0 x 210.0	30.0 x 30.0 x 30.0
Grid Steps [mm]	15.0 x 15.0	6.0 x 6.0 x 1.5
Sensor Surface [mm]	3.0	1.4
Graded Grid	N/A	Yes
M2/M1 [%]		81.8
Dist 3dB Peak [mm]		6.5

Measurement Results

	Area Scan	Zoom Scan
psSAR1g [W/Kg]	0.711	0.725
psSAR10g [W/Kg]	0.348	0.337
Power Drift [dB]	N/A	-0.01



Measurement Report for Band 4: UMTS-FDD (WCDMA), EDGE RIGHT

Exposure Conditions

Band	Band 4	TSL Permittivity	38.6
Frequency [MHz] Channel Number	1752.600 1513	TSL Conductivity [S/m]	1.36
Group UID	WCDMA 10011-CAC	Phantom Section TSL	Flat HSL
Conversion Factor	8.98	Test Distance [mm]	5.00

Hardware Setup

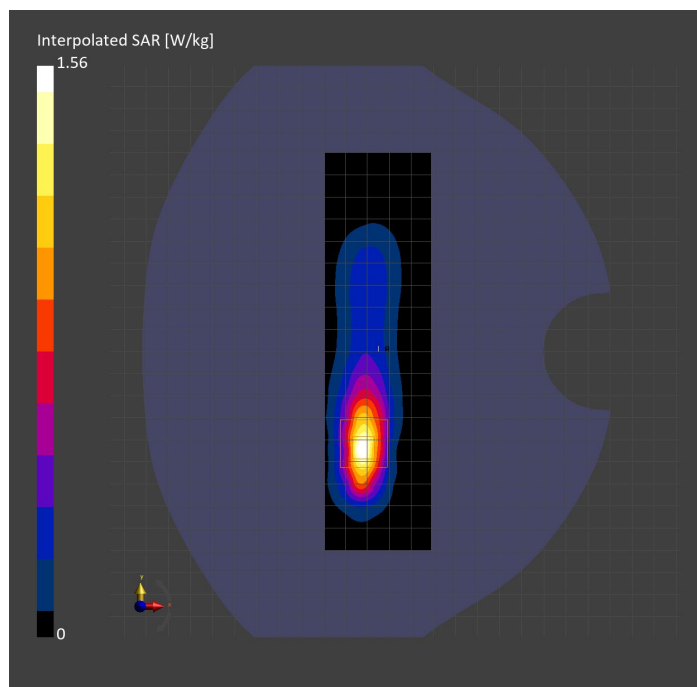
Probe Calibration Date	EX3DV4 - SN3989 2023-01-26	Phantom	Twin-SAM V8.0 (30deg probe tilt)
DAE Calibration Date	DAE4 Sn1257 2022-09-20	TSL Type	HBBL-600-10000
Software Version	16.2.4.2524		

Scan Setup

	Area Scan	Zoom Scan
Grid Extents [mm]	48.0 x 180.0	30.0 x 30.0 x 30.0
Grid Steps [mm]	8.0 x 15.0	6.0 x 6.0 x 1.5
Sensor Surface [mm]	3.0	1.4
Graded Grid	N/A	Yes
M2/M1 [%]		84.0
Dist 3dB Peak [mm]		7.2

Measurement Results

	Area Scan	Zoom Scan
psSAR1g [W/Kg]	0.841	0.843
psSAR10g [W/Kg]	0.394	0.399
Power Drift [dB]	N/A	-0.01



Measurement Report for Band 5: UMTS-FDD (WCDMA), BACK

Exposure Conditions

Band	Band 5	TSL Permittivity	42.5
Frequency [MHz] Channel Number	836.600 4183	TSL Conductivity [S/m]	0.867
Group UID	WCDMA 10011-CAC	Phantom Section TSL	Flat HSL
Conversion Factor	7.83	Test Distance [mm]	5.00

Hardware Setup

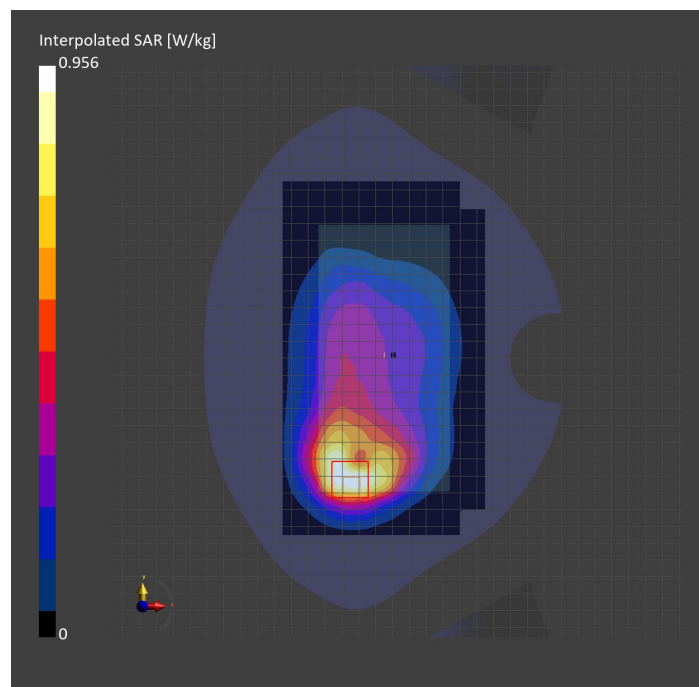
Probe Calibration Date	EX3DV4 - SN3749 2023-01-27	Phantom	Twin-SAM V8.0 (30deg probe tilt)
DAE Calibration Date	DAE4 Sn1357 2023-01-27	TSL Type	HBBL-600-10000
Software Version	16.2.4.2524		

Scan Setup

	Area Scan	Zoom Scan
Grid Extents [mm]	120.0 x 210.0	30.0 x 30.0 x 30.0
Grid Steps [mm]	15.0 x 15.0	6.0 x 6.0 x 1.5
Sensor Surface [mm]	3.0	1.4
Graded Grid	N/A	Yes
M2/M1 [%]		75.3
Dist 3dB Peak [mm]		9.6

Measurement Results

	Area Scan	Zoom Scan
psSAR1g [W/Kg]	0.485	0.427
psSAR10g [W/Kg]	0.314	0.234
Power Drift [dB]	N/A	-0.03



Measurement Report for Band 5: UMTS-FDD (WCDMA), EDGE RIGHT

Exposure Conditions

Band	Band 5	TSL Permittivity	42.5
Frequency [MHz] Channel Number	836.600 4183	TSL Conductivity [S/m]	0.867
Group UID	WCDMA 10011-CAC	Phantom Section TSL	Flat HSL
Conversion Factor	7.83	Test Distance [mm]	5.00

Hardware Setup

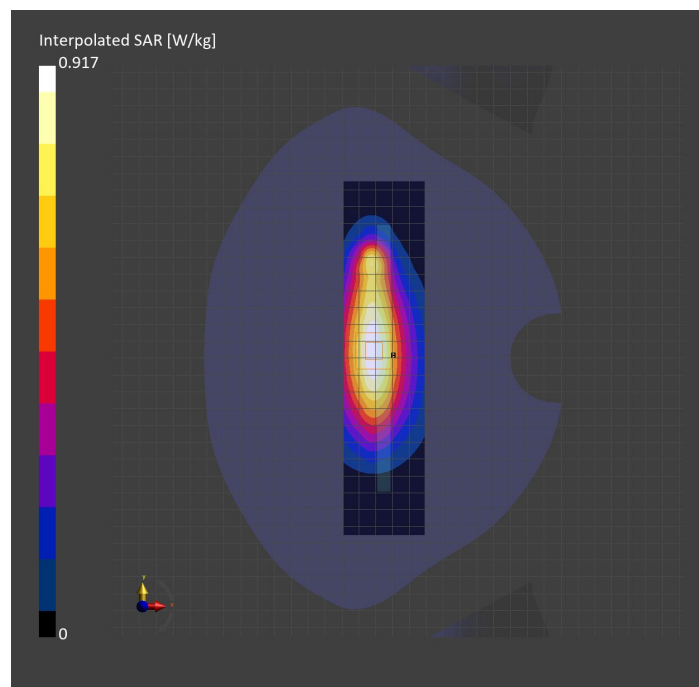
Probe Calibration Date	EX3DV4 - SN3749 2023-01-27	Phantom	Twin-SAM V8.0 (30deg probe tilt)
DAE Calibration Date	DAE4 Sn1357 2023-01-27	TSL Type	HBBL-600-10000
Software Version	16.2.4.2524		

Scan Setup

	Area Scan	Zoom Scan
Grid Extents [mm]	48.0 x 210.0	30.0 x 30.0 x 30.0
Grid Steps [mm]	8.0 x 15.0	6.0 x 6.0 x 1.5
Sensor Surface [mm]	3.0	1.4
Graded Grid	N/A	Yes
M2/M1 [%]		87.3
Dist 3dB Peak [mm]		15.6

Measurement Results

	Area Scan	Zoom Scan
psSAR1g [W/Kg]	0.597	0.593
psSAR10g [W/Kg]	0.390	0.384
Power Drift [dB]	N/A	-0.06



Measurement Report for Band 5: UMTS-FDD (WCDMA), CHEEK

Exposure Conditions

Band	Band 5	TSL Permittivity	43.1
Frequency [MHz] Channel Number	826.400 4132	TSL Conductivity [S/m]	0.865
Group UID	WCDMA 10011-CAC	Phantom Section TSL	RightHead HSL
Conversion Factor	7.83	Test Distance [mm]	0.00

Hardware Setup

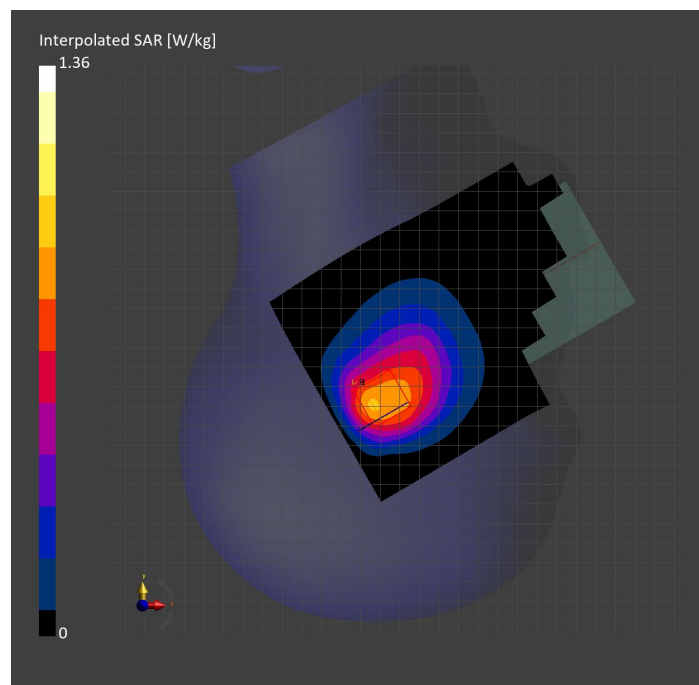
Probe Calibration Date	EX3DV4 - SN3749 2023-01-27	Phantom	Twin-SAM V8.0 (30deg probe tilt)
DAE Calibration Date	DAE4 Sn1357 2023-01-27	TSL Type	HBBL-600-10000
Software Version	16.2.4.2524		

Scan Setup

	Area Scan	Zoom Scan
Grid Extents [mm]	120.0 x 180.0	30.0 x 30.0 x 30.0
Grid Steps [mm]	15.0 x 15.0	6.0 x 6.0 x 1.5
Sensor Surface [mm]	3.0	1.4
Graded Grid	N/A	Yes
M2/M1 [%]		83.4
Dist 3dB Peak [mm]		10.0

Measurement Results

	Area Scan	Zoom Scan
psSAR1g [W/Kg]	0.790	0.808
psSAR10g [W/Kg]	0.532	0.530
Power Drift [dB]	N/A	-0.01



Measurement Report for Band 5: LTE-FDD (SC-FDMA, 1 RB, 10 MHz, QPSK) RBPosition:Mid AntennaCfg:SISO, BACK

Exposure Conditions

Band	Band 5	TSL Permittivity	42.2
Frequency [MHz] Channel Number	836.500 20525	TSL Conductivity [S/m]	0.905
Group UID	LTE-FDD 10175-CAH	Phantom Section TSL	Flat HSL
Conversion Factor	8.76	Test Distance [mm]	5.00

Hardware Setup

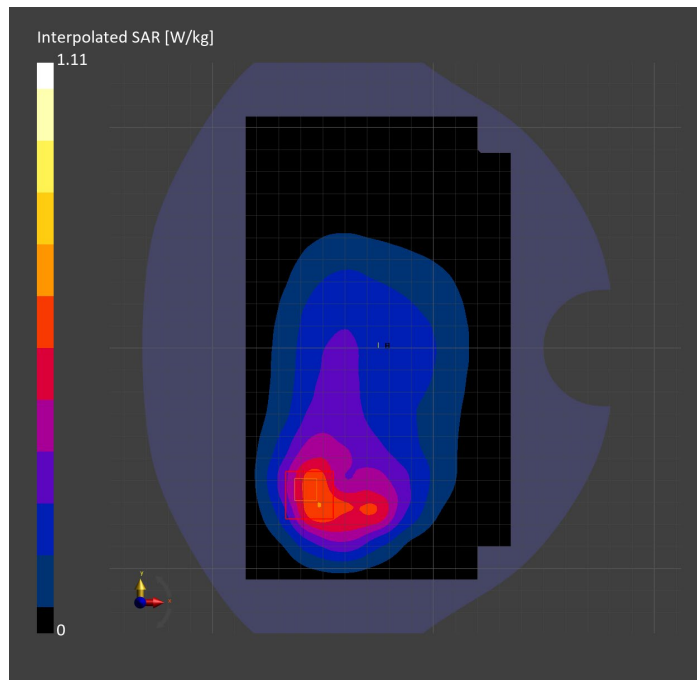
Probe Calibration Date	EX3DV4 - SN7806 2023-04-04	Phantom	Twin-SAM V8.0 (30deg probe tilt)
DAE Calibration Date	DAE4 Sn1784 2023-04-03	TSL Type	HBBL-600-10000
Software Version	16.2.4.2524		

Scan Setup

	Area Scan	Zoom Scan
Grid Extents [mm]	120.0 x 210.0	30.0 x 30.0 x 30.0
Grid Steps [mm]	15.0 x 15.0	6.0 x 6.0 x 1.5
Sensor Surface [mm]	3.0	1.4
Graded Grid	N/A	Yes
M2/M1 [%]		74.9
Dist 3dB Peak [mm]		10.4

Measurement Results

	Area Scan	Zoom Scan
psSAR1g [W/Kg]	0.561	0.530
psSAR10g [W/Kg]	0.361	0.293
Power Drift [dB]	N/A	-0.03



Measurement Report for Band 5: LTE-FDD (SC-FDMA, 1 RB, 10 MHz, QPSK) RBPosition:Mid AntennaCfg:SISO, EDGE RIGHT

Exposure Conditions

Band	Band 5	TSL Permittivity	42.2
Frequency [MHz] Channel Number	836.500 20525	TSL Conductivity [S/m]	0.905
Group UID	LTE-FDD 10175-CAH	Phantom Section TSL	Flat HSL
Conversion Factor	8.76	Test Distance [mm]	5.00

Hardware Setup

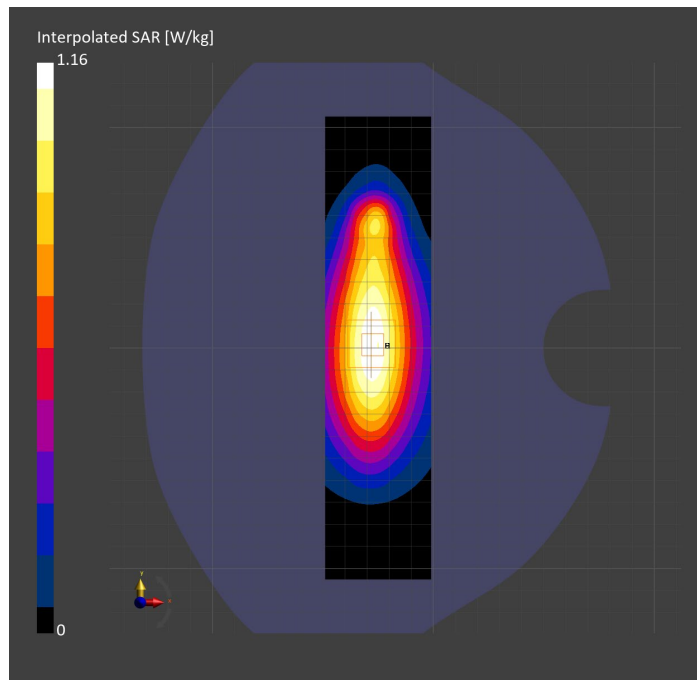
Probe Calibration Date	EX3DV4 - SN7806 2023-04-04	Phantom	Twin-SAM V8.0 (30deg probe tilt)
DAE Calibration Date	DAE4 Sn1784 2023-04-03	TSL Type	HBBL-600-10000
Software Version	16.2.4.2524		

Scan Setup

	Area Scan	Zoom Scan
Grid Extents [mm]	48.0 x 210.0	30.0 x 30.0 x 30.0
Grid Steps [mm]	8.0 x 15.0	6.0 x 6.0 x 1.5
Sensor Surface [mm]	3.0	1.4
Graded Grid	N/A	Yes
M2/M1 [%]		81.4
Dist 3dB Peak [mm]		15.7

Measurement Results

	Area Scan	Zoom Scan
psSAR1g [W/Kg]	0.647	0.668
psSAR10g [W/Kg]	0.426	0.433
Power Drift [dB]	N/A	-0.01



Measurement Report for Band 5: LTE-FDD (SC-FDMA, 50% RB, 10 MHz, QPSK) RBPosition:Mid AntennaCfg:SISO, CHEEK

Exposure Conditions

Band	Band 5	TSL Permittivity	42.2
Frequency [MHz] Channel Number	836.500 20525	TSL Conductivity [S/m]	0.905
Group UID	LTE-FDD 10154-CAH	Phantom Section TSL	RightHead HSL
Conversion Factor	8.76	Test Distance [mm]	0.00

Hardware Setup


Probe Calibration Date	EX3DV4 - SN7806 2023-04-04	Phantom	Twin-SAM V8.0 (30deg probe tilt)
DAE Calibration Date	DAE4 Sn1784 2023-04-03	TSL Type	HBBL-600-10000
Software Version	16.2.4.2524		

Scan Setup

	Area Scan	Zoom Scan
Grid Extents [mm]	120.0 x 210.0	30.0 x 30.0 x 30.0
Grid Steps [mm]	15.0 x 15.0	6.0 x 6.0 x 1.5
Sensor Surface [mm]	3.0	1.4
Graded Grid	N/A	Yes
M2/M1 [%]		73.8
Dist 3dB Peak [mm]		> 15.0

Measurement Results

	Area Scan	Zoom Scan
psSAR1g [W/Kg]	0.697	0.704
psSAR10g [W/Kg]	0.458	0.496
Power Drift [dB]	N/A	-0.13



Measurement Report for Band 7: LTE-FDD (SC-FDMA, 1 RB, 20 MHz, QPSK) RBPosition:Mid AntennaCfg:SISO, BACK

Exposure Conditions

Band	Band 7	TSL Permittivity	39.9
Frequency [MHz] Channel Number	2535.000 21100	TSL Conductivity [S/m]	1.83
Group UID	LTE-FDD 10169-CAF	Phantom Section TSL	Flat HSL
Conversion Factor	7.33	Test Distance [mm]	5.00

Hardware Setup


Probe Calibration Date	EX3DV4 - SN7808 2023-04-18	Phantom	Twin-SAM V8.0 (30deg probe tilt)
DAE Calibration Date	DAE4 Sn1796 2023-04-03	TSL Type	HBBL-600-10000
Software Version	16.2.4.2524		

Scan Setup

	Area Scan	Zoom Scan
Grid Extents [mm]	120.0 x 180.0	30.0 x 30.0 x 30.0
Grid Steps [mm]	10.0 x 10.0	5.0 x 5.0 x 1.5
Sensor Surface [mm]	3.0	1.4
Graded Grid	N/A	Yes
M2/M1 [%]		77.2
Dist 3dB Peak [mm]		6.8

Measurement Results

	Area Scan	Zoom Scan
psSAR1g [W/Kg]	0.695	0.793
psSAR10g [W/Kg]	0.307	0.328
Power Drift [dB]	N/A	-0.01



Measurement Report for Band 7: LTE-FDD (SC-FDMA, 1 RB, 20 MHz, QPSK)

RBPosition:Mid AntennaCfg:SISO, CHEEK

Exposure Conditions

Band	Band 7	TSL Permittivity	37.9
Frequency [MHz] Channel Number	2560.000 21350	TSL Conductivity [S/m]	1.98
Group UID	LTE-FDD 10169-CAF	Phantom Section TSL	LeftHead HSL
Conversion Factor	7.32	Test Distance [mm]	0.00

Hardware Setup

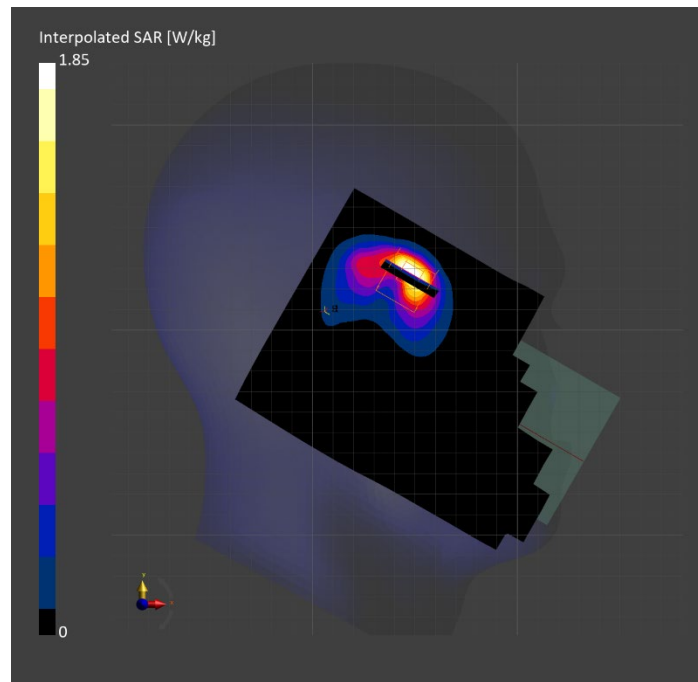
Probe Calibration Date	EX3DV4 - SN3885 2022-09-20	Phantom	Twin-SAM V5.0 (30deg probe tilt)
DAE Calibration Date	DAE4 Sn1548 2023-02-14	TSL Type	HBBL-600-10000
Software Version	16.2.4.2524		

Scan Setup

	Area Scan	Zoom Scan
Grid Extents [mm]	120.0 x 180.0	30.0 x 30.0 x 30.0
Grid Steps [mm]	10.0 x 10.0	5.0 x 5.0 x 1.5
Sensor Surface [mm]	3.0	1.4
Graded Grid	N/A	Yes
M2/M1 [%]		73.7
Dist 3dB Peak [mm]		5.6

Measurement Results

	Area Scan	Zoom Scan
psSAR1g [W/Kg]	0.624	0.689
psSAR10g [W/Kg]	0.273	0.275
Power Drift [dB]	N/A	-0.01



Measurement Report for Band 7: LTE-FDD (SC-FDMA, 1 RB, 20 MHz, QPSK) RBPosition:Mid AntennaCfg:SISO, EDGE RIGHT

Exposure Conditions

Band	Band 7	TSL Permittivity	38.5
Frequency [MHz] Channel Number	2560.000 21350	TSL Conductivity [S/m]	1.94
Group UID	LTE-FDD 10169-CAF	Phantom Section TSL	Flat HSL
Conversion Factor	7.33	Test Distance [mm]	5.00

Hardware Setup

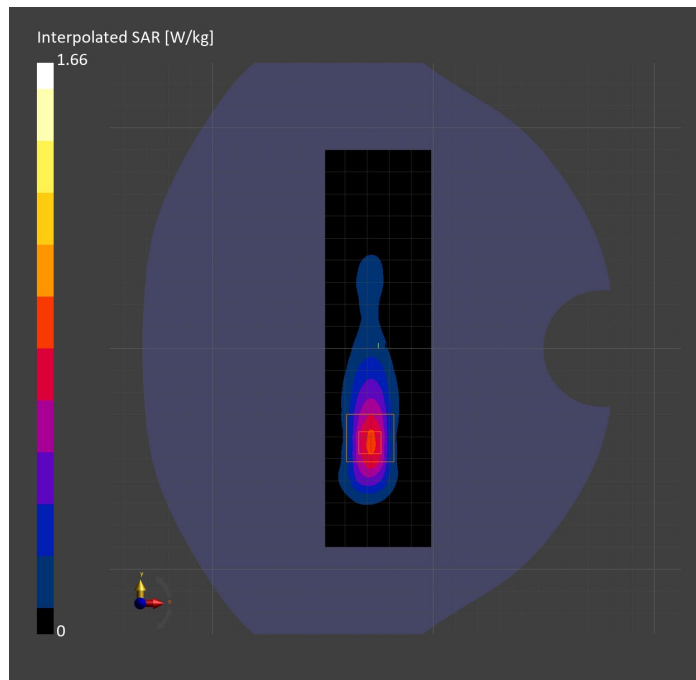
Probe Calibration Date	EX3DV4 - SN7808 2023-04-18	Phantom	Twin-SAM V8.0 (30deg probe tilt)
DAE Calibration Date	DAE4 Sn1796 2023-04-03	TSL Type	HBBL-600-10000
Software Version	16.2.4.2524		

Scan Setup

	Area Scan	Zoom Scan
Grid Extents [mm]	48.0 x 180.0	30.0 x 30.0 x 30.0
Grid Steps [mm]	8.0 x 10.0	5.0 x 5.0 x 1.5
Sensor Surface [mm]	3.0	1.4
Graded Grid	N/A	Yes
M2/M1 [%]		74.8
Dist 3dB Peak [mm]		7.0

Measurement Results

	Area Scan	Zoom Scan
psSAR1g [W/Kg]	0.655	0.689
psSAR10g [W/Kg]	0.287	0.289
Power Drift [dB]	N/A	-0.06



Measurement Report for Band 12: LTE-FDD (SC-FDMA, 1 RB, 10 MHz, QPSK) RBPosition:Mid AntennaCfg:SISO, EDGE RIGHT

Exposure Conditions

Band	Band 12	TSL Permittivity	41.4
Frequency [MHz] Channel Number	707.500 23095	TSL Conductivity [S/m]	0.861
Group UID	LTE-FDD 10175-CAH	Phantom Section TSL	Flat HSL
Conversion Factor	10.62	Test Distance [mm]	5.00

Hardware Setup

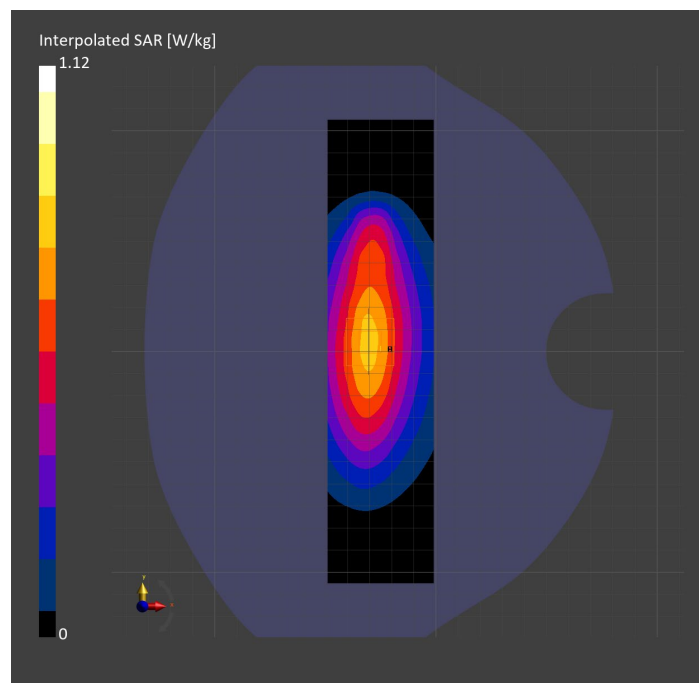
Probe Calibration Date	EX3DV4 - SN7589 2023-04-18	Phantom	Twin-SAM V5.0 (30deg probe tilt)
DAE Calibration Date	DAE4 Sn1544 2023-01-24	TSL Type	HBBL-600-10000
Software Version	16.2.4.2524		

Scan Setup

	Area Scan	Zoom Scan
Grid Extents [mm]	48.0 x 210.0	30.0 x 30.0 x 30.0
Grid Steps [mm]	8.0 x 15.0	6.0 x 6.0 x 1.5
Sensor Surface [mm]	3.0	1.4
Graded Grid	N/A	Yes
M2/M1 [%]		83.5
Dist 3dB Peak [mm]		> 15.0

Measurement Results

	Area Scan	Zoom Scan
psSAR1g [W/Kg]	0.683	0.687
psSAR10g [W/Kg]	0.457	0.456
Power Drift [dB]	N/A	0.02



Measurement Report for Band 12: LTE-FDD (SC-FDMA, 1 RB, 10 MHz, QPSK) RBPosition:Mid AntennaCfg:SISO, CHEEK

Exposure Conditions

Band	Band 12	TSL Permittivity	41.6
Frequency [MHz] Channel Number	707.500 23095	TSL Conductivity [S/m]	0.872
Group UID	LTE-FDD 10175-CAH	Phantom Section TSL	RightHead HSL
Conversion Factor	8.93	Test Distance [mm]	0.00

Hardware Setup

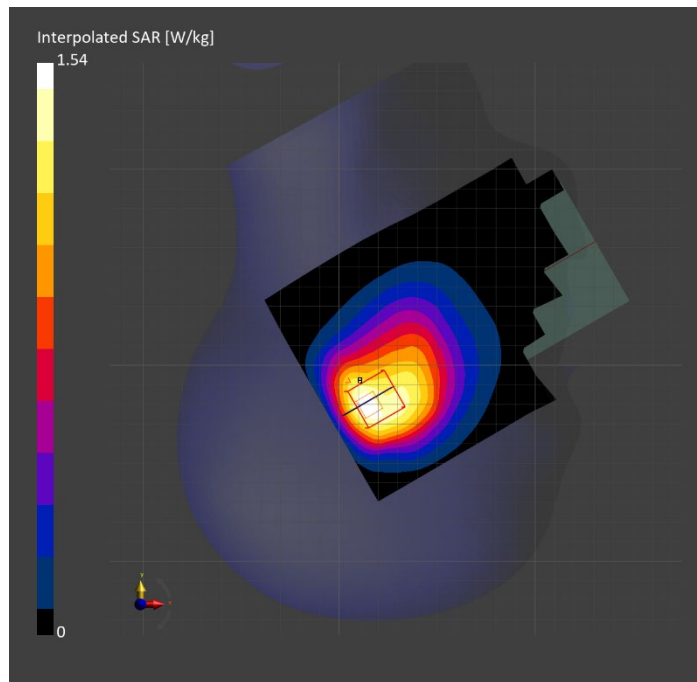
Probe Calibration Date	EX3DV4 - SN7448 2023-02-14	Phantom	Twin-SAM V5.0 (30deg probe tilt)
DAE Calibration Date	DAE4 Sn1472 2023-01-23	TSL Type	HBBL-600-10000
Software Version	16.2.4.2524		

Scan Setup

	Area Scan	Zoom Scan
Grid Extents [mm]	120.0 x 180.0	30.0 x 30.0 x 30.0
Grid Steps [mm]	15.0 x 15.0	6.0 x 6.0 x 1.5
Sensor Surface [mm]	3.0	1.4
Graded Grid	N/A	Yes
M2/M1 [%]		76.9
Dist 3dB Peak [mm]		8.6

Measurement Results

	Area Scan	Zoom Scan
psSAR1g [W/Kg]	0.785	0.753
psSAR10g [W/Kg]	0.530	0.487
Power Drift [dB]	N/A	-0.03



Measurement Report for Band 12: LTE-FDD (SC-FDMA, 1 RB, 10 MHz, QPSK) RBPosition:Mid AntennaCfg:SISO, BACK

Exposure Conditions

Band	Band 12	TSL Permittivity	41.6
Frequency [MHz] Channel Number	707.500 23095	TSL Conductivity [S/m]	0.872
Group UID	LTE-FDD 10175-CAH	Phantom Section TSL	Flat HSL
Conversion Factor	8.93	Test Distance [mm]	5.00

Hardware Setup

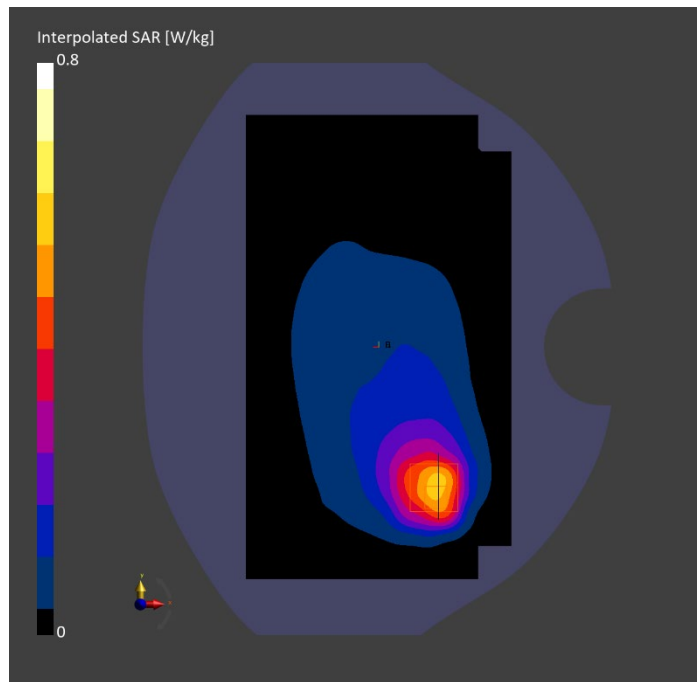
Probe Calibration Date	EX3DV4 - SN7448 2023-02-14	Phantom	Twin-SAM V5.0 (30deg probe tilt)
DAE Calibration Date	DAE4 Sn1472 2023-01-23	TSL Type	HBBL-600-10000
Software Version	16.2.4.2524		

Scan Setup

	Area Scan	Zoom Scan
Grid Extents [mm]	120.0 x 210.0	30.0 x 30.0 x 30.0
Grid Steps [mm]	15.0 x 15.0	6.0 x 6.0 x 1.5
Sensor Surface [mm]	3.0	1.4
Graded Grid	N/A	Yes
M2/M1 [%]		68.0
Dist 3dB Peak [mm]		7.6

Measurement Results

	Area Scan	Zoom Scan
psSAR1g [W/Kg]	0.499	0.564
psSAR10g [W/Kg]	0.312	0.274
Power Drift [dB]	N/A	-0.05



Measurement Report for Band 13: LTE-FDD (SC-FDMA, 1 RB, 10 MHz, QPSK) RBPosition:Mid AntennaCfg:SISO, BACK

Exposure Conditions

Band	Band 13	TSL Permittivity	41.2
Frequency [MHz] Channel Number	782.000 23230	TSL Conductivity [S/m]	0.890
Group UID	LTE-FDD 10175-CAH	Phantom Section TSL	Flat HSL
Conversion Factor	10.62	Test Distance [mm]	5.00

Hardware Setup

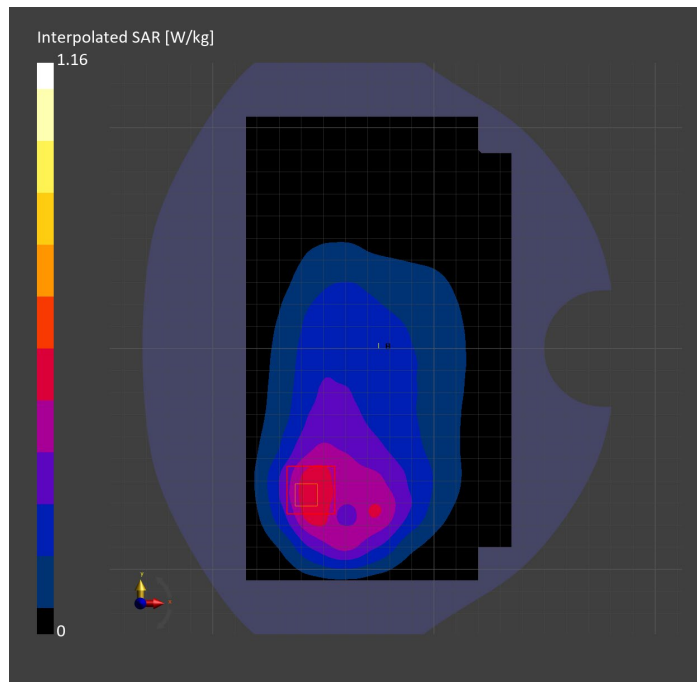
Probe Calibration Date	EX3DV4 - SN7589 2023-04-18	Phantom	Twin-SAM V5.0 (30deg probe tilt)
DAE Calibration Date	DAE4 Sn1544 2023-01-24	TSL Type	HBBL-600-10000
Software Version	16.2.4.2524		

Scan Setup

	Area Scan	Zoom Scan
Grid Extents [mm]	120.0 x 210.0	30.0 x 30.0 x 30.0
Grid Steps [mm]	15.0 x 15.0	6.0 x 6.0 x 1.5
Sensor Surface [mm]	3.0	1.4
Graded Grid	N/A	Yes
M2/M1 [%]		75.3
Dist 3dB Peak [mm]		8.8

Measurement Results

	Area Scan	Zoom Scan
psSAR1g [W/Kg]	0.500	0.548
psSAR10g [W/Kg]	0.326	0.313
Power Drift [dB]	N/A	-0.03



Measurement Report for Band 13: LTE-FDD (SC-FDMA, 1 RB, 10 MHz, QPSK) RBPosition:Mid AntennaCfg:SISO, EDGE RIGHT

Exposure Conditions

Band	Band 13	TSL Permittivity	41.2
Frequency [MHz] Channel Number	782.000 23230	TSL Conductivity [S/m]	0.890
Group UID	LTE-FDD 10175-CAH	Phantom Section TSL	Flat HSL
Conversion Factor	10.62	Test Distance [mm]	5.00

Hardware Setup

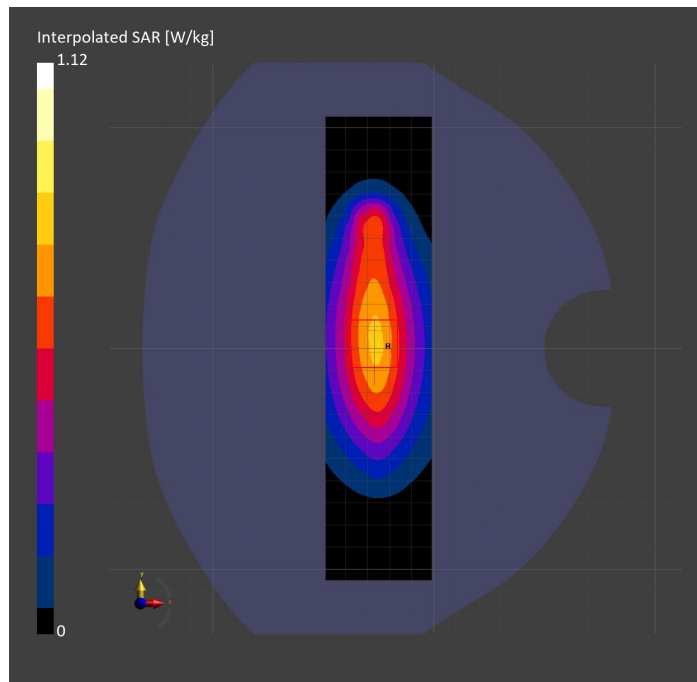
Probe Calibration Date	EX3DV4 - SN7589 2023-04-18	Phantom	Twin-SAM V5.0 (30deg probe tilt)
DAE Calibration Date	DAE4 Sn1544 2023-01-24	TSL Type	HBBL-600-10000
Software Version	16.2.4.2524		

Scan Setup

	Area Scan	Zoom Scan
Grid Extents [mm]	48.0 x 210.0	30.0 x 30.0 x 30.0
Grid Steps [mm]	8.0 x 15.0	6.0 x 6.0 x 1.5
Sensor Surface [mm]	3.0	1.4
Graded Grid	N/A	Yes
M2/M1 [%]		84.0
Dist 3dB Peak [mm]		17.8

Measurement Results

	Area Scan	Zoom Scan
psSAR1g [W/Kg]	0.667	0.675
psSAR10g [W/Kg]	0.440	0.442
Power Drift [dB]	N/A	-0.00



Measurement Report for Band 13: LTE-FDD (SC-FDMA, 1 RB, 10 MHz, QPSK) RBPosition:Mid AntennaCfg:SISO, CHEEK

Exposure Conditions

Band	Band 13	TSL Permittivity	41.4
Frequency [MHz] Channel Number	782.000 23230	TSL Conductivity [S/m]	0.899
Group UID	LTE-FDD 10175-CAH	Phantom Section TSL	RightHead HSL
Conversion Factor	8.93	Test Distance [mm]	0.00

Hardware Setup


Probe Calibration Date	EX3DV4 - SN7448 2023-02-14	Phantom	Twin-SAM V5.0 (30deg probe tilt)
DAE Calibration Date	DAE4 Sn1472 2023-01-23	TSL Type	HBBL-600-10000
Software Version	16.2.4.2524		

Scan Setup

	Area Scan	Zoom Scan
Grid Extents [mm]	120.0 x 210.0	30.0 x 30.0 x 30.0
Grid Steps [mm]	15.0 x 15.0	6.0 x 6.0 x 1.5
Sensor Surface [mm]	3.0	1.4
Graded Grid	N/A	Yes
M2/M1 [%]		73.3
Dist 3dB Peak [mm]		7.3

Measurement Results

	Area Scan	Zoom Scan
psSAR1g [W/Kg]	0.641	0.687
psSAR10g [W/Kg]	0.435	0.445
Power Drift [dB]	N/A	-0.12



Measurement Report for Band 14: LTE-FDD (SC-FDMA, 1 RB, 10 MHz, QPSK) RBPosition:Mid AntennaCfg:SISO, BACK

Exposure Conditions

Band	Band 14	TSL Permittivity	41.1
Frequency [MHz] Channel Number	793.000 23330	TSL Conductivity [S/m]	0.894
Group UID	LTE-FDD 10175-CAH	Phantom Section TSL	Flat HSL
Conversion Factor	10.62	Test Distance [mm]	5.00

Hardware Setup

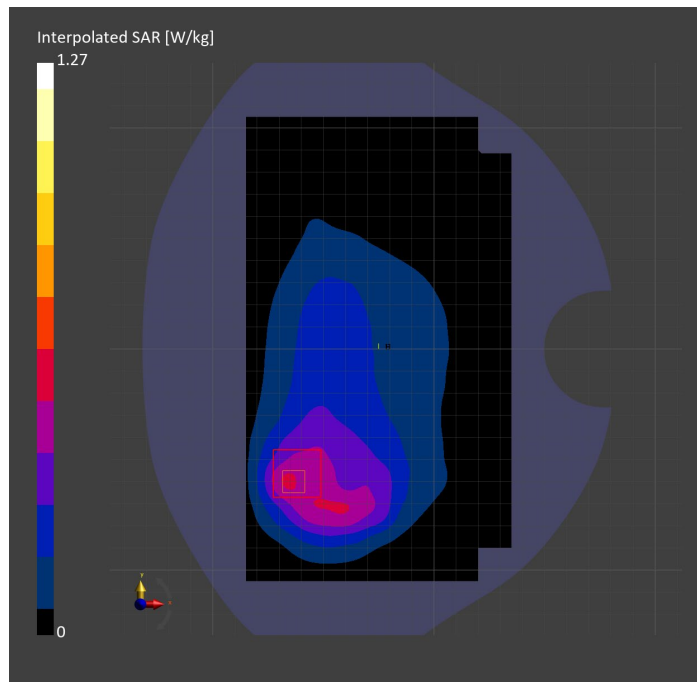
Probe Calibration Date	EX3DV4 - SN7589 2023-04-18	Phantom	Twin-SAM V5.0 (30deg probe tilt)
DAE Calibration Date	DAE4 Sn1544 2023-01-24	TSL Type	HBBL-600-10000
Software Version	16.2.4.2524		

Scan Setup

	Area Scan	Zoom Scan
Grid Extents [mm]	120.0 x 210.0	30.0 x 30.0 x 30.0
Grid Steps [mm]	15.0 x 15.0	6.0 x 6.0 x 1.5
Sensor Surface [mm]	3.0	1.4
Graded Grid	N/A	Yes
M2/M1 [%]		71.4
Dist 3dB Peak [mm]		9.7

Measurement Results

	Area Scan	Zoom Scan
psSAR1g [W/Kg]	0.465	0.555
psSAR10g [W/Kg]	0.319	0.311
Power Drift [dB]	N/A	-0.10



Measurement Report for Band 14: LTE-FDD (SC-FDMA, 1 RB, 10 MHz, QPSK) RBPosition:Mid AntennaCfg:SISO, EDGE RIGHT

Exposure Conditions

Band	Band 14	TSL Permittivity	41.1
Frequency [MHz] Channel Number	793.000 23330	TSL Conductivity [S/m]	0.894
Group UID	LTE-FDD 10175-CAH	Phantom Section TSL	Flat HSL
Conversion Factor	10.62	Test Distance [mm]	5.00

Hardware Setup

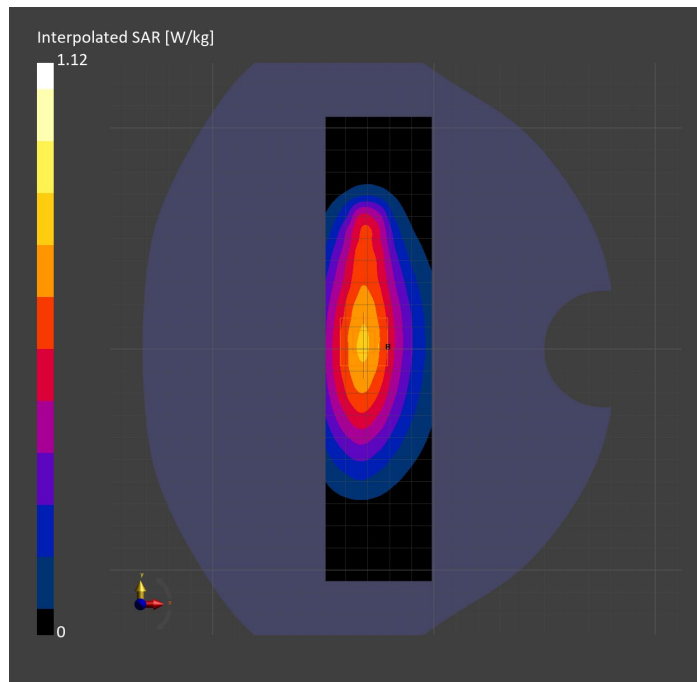
Probe Calibration Date	EX3DV4 - SN7589 2023-04-18	Phantom	Twin-SAM V5.0 (30deg probe tilt)
DAE Calibration Date	DAE4 Sn1544 2023-01-24	TSL Type	HBBL-600-10000
Software Version	16.2.4.2524		

Scan Setup

	Area Scan	Zoom Scan
Grid Extents [mm]	48.0 x 210.0	30.0 x 30.0 x 30.0
Grid Steps [mm]	8.0 x 15.0	6.0 x 6.0 x 1.5
Sensor Surface [mm]	3.0	1.4
Graded Grid	N/A	Yes
M2/M1 [%]		83.2
Dist 3dB Peak [mm]		15.8

Measurement Results

	Area Scan	Zoom Scan
psSAR1g [W/Kg]	0.662	0.672
psSAR10g [W/Kg]	0.436	0.439
Power Drift [dB]	N/A	-0.03



Measurement Report for Band 14: LTE-FDD (SC-FDMA, 1 RB, 10 MHz, QPSK) RBPosition:Mid AntennaCfg:SISO, CHEEK

Exposure Conditions

Band	Band 14	TSL Permittivity	41.4
Frequency [MHz] Channel Number	793.000 23330	TSL Conductivity [S/m]	0.904
Group UID	LTE-FDD 10175-CAH	Phantom Section TSL	RightHead HSL
Conversion Factor	8.93	Test Distance [mm]	0.00

Hardware Setup


Probe Calibration Date	EX3DV4 - SN7448 2023-02-14	Phantom	Twin-SAM V5.0 (30deg probe tilt)
DAE Calibration Date	DAE4 Sn1472 2023-01-23	TSL Type	HBBL-600-10000
Software Version	16.2.4.2524		

Scan Setup

	Area Scan	Zoom Scan
Grid Extents [mm]	120.0 x 210.0	30.0 x 30.0 x 30.0
Grid Steps [mm]	15.0 x 15.0	6.0 x 6.0 x 1.5
Sensor Surface [mm]	3.0	1.4
Graded Grid	N/A	Yes
M2/M1 [%]		78.8
Dist 3dB Peak [mm]		12.0

Measurement Results

	Area Scan	Zoom Scan
psSAR1g [W/Kg]	0.655	0.673
psSAR10g [W/Kg]	0.445	0.462
Power Drift [dB]	N/A	-0.05



Measurement Report for Band 25: LTE-FDD (SC-FDMA, 50% RB, 20 MHz, QPSK) RBPosition:Mid AntennaCfg:SISO, BACK

Exposure Conditions

Band	Band 25	TSL Permittivity	38.2
Frequency [MHz] Channel Number	1882.500 26365	TSL Conductivity [S/m]	1.44
Group UID	LTE-FDD 10297-AAE	Phantom Section TSL	Flat HSL
Conversion Factor	7.53	Test Distance [mm]	5.00

Hardware Setup

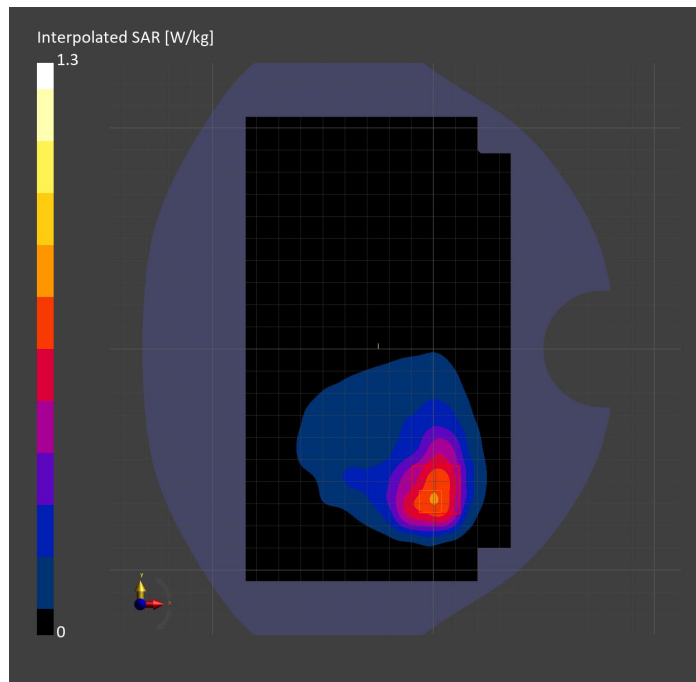
Probe Calibration Date	EX3DV4 - SN7807 2023-04-11	Phantom	Twin-SAM V8.0 (30deg probe tilt)
DAE Calibration Date	DAE4 Sn1799 2023-04-04	TSL Type	HBBL-600-10000
Software Version	16.2.4.2524		

Scan Setup

	Area Scan	Zoom Scan
Grid Extents [mm]	120.0 x 210.0	30.0 x 30.0 x 30.0
Grid Steps [mm]	15.0 x 15.0	6.0 x 6.0 x 1.5
Sensor Surface [mm]	3.0	1.4
Graded Grid	N/A	Yes
M2/M1 [%]		77.0
Dist 3dB Peak [mm]		10.9

Measurement Results

	Area Scan	Zoom Scan
psSAR1g [W/Kg]	0.652	0.612
psSAR10g [W/Kg]	0.367	0.336
Power Drift [dB]	N/A	-0.01



Measurement Report for Band 25: LTE-FDD (SC-FDMA, 1 RB, 20 MHz, QPSK) RBPosition:Mid AntennaCfg:SISO, CHEEK

Exposure Conditions

Band	Band 25	TSL Permittivity	39.3
Frequency [MHz] Channel Number	1905.000 26590	TSL Conductivity [S/m]	1.45
Group UID	LTE-FDD 10169-CAF	Phantom Section TSL	LeftHead HSL
Conversion Factor	7.53	Test Distance [mm]	0.00

Hardware Setup

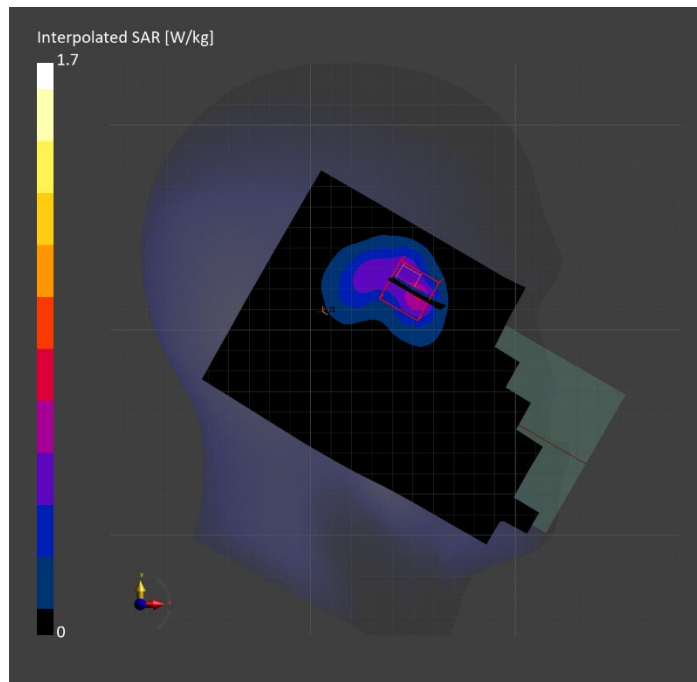
Probe Calibration Date	EX3DV4 - SN7807 2023-04-11	Phantom	Twin-SAM V8.0 (30deg probe tilt)
DAE Calibration Date	DAE4 Sn1799 2023-04-04	TSL Type	HBBL-600-10000
Software Version	16.2.4.2524		

Scan Setup

	Area Scan	Zoom Scan
Grid Extents [mm]	120.0 x 210.0	30.0 x 30.0 x 30.0
Grid Steps [mm]	15.0 x 15.0	6.0 x 6.0 x 1.5
Sensor Surface [mm]	3.0	1.4
Graded Grid	N/A	Yes
M2/M1 [%]		77.8
Dist 3dB Peak [mm]		6.1

Measurement Results

	Area Scan	Zoom Scan
psSAR1g [W/Kg]	0.532	0.759
psSAR10g [W/Kg]	0.278	0.334
Power Drift [dB]	N/A	-0.11



Measurement Report for Band 25: LTE-FDD (SC-FDMA, 1 RB, 20 MHz, QPSK) RBPosition:Mid AntennaCfg:SISO, EDGE RIGHT

Exposure Conditions

Band	Band 25	TSL Permittivity	38.5
Frequency [MHz] Channel Number	1905.000 26590	TSL Conductivity [S/m]	1.45
Group UID	LTE-FDD 10169-CAF	Phantom Section TSL	Flat HSL
Conversion Factor	7.53	Test Distance [mm]	5.00

Hardware Setup

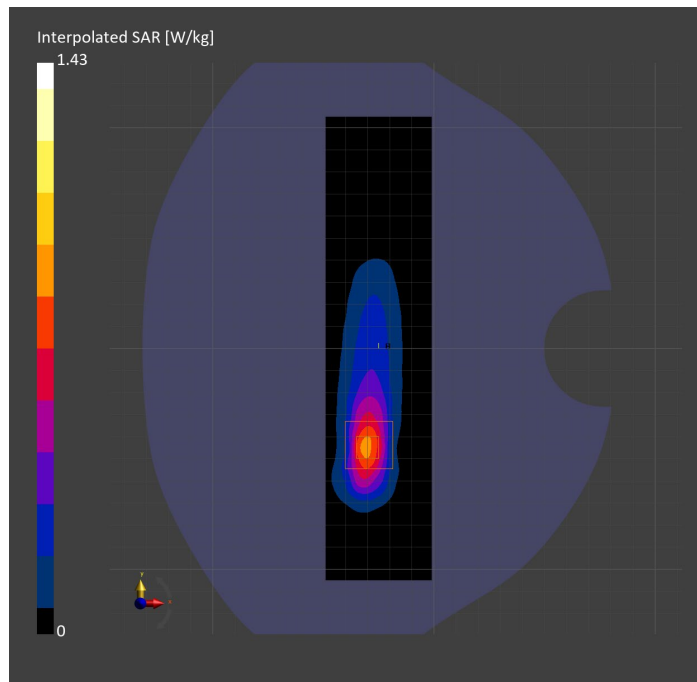
Probe Calibration Date	EX3DV4 - SN7807 2023-04-11	Phantom	Twin-SAM V8.0 (30deg probe tilt)
DAE Calibration Date	DAE4 Sn1799 2023-04-04	TSL Type	HBBL-600-10000
Software Version	16.2.4.2524		

Scan Setup

	Area Scan	Zoom Scan
Grid Extents [mm]	48.0 x 210.0	30.0 x 30.0 x 30.0
Grid Steps [mm]	8.0 x 15.0	6.0 x 6.0 x 1.5
Sensor Surface [mm]	3.0	1.4
Graded Grid	N/A	Yes
M2/M1 [%]		81.5
Dist 3dB Peak [mm]		7.2

Measurement Results

	Area Scan	Zoom Scan
psSAR1g [W/Kg]	0.687	0.720
psSAR10g [W/Kg]	0.321	0.326
Power Drift [dB]	N/A	-0.00



Measurement Report for Band 26: LTE-FDD (SC-FDMA, 1 RB, 10 MHz, QPSK) RBPosition:Mid AntennaCfg:SISO, BACK

Exposure Conditions

Band	Band 26	TSL Permittivity	42.2
Frequency [MHz] Channel Number	831.500 26865	TSL Conductivity [S/m]	0.903
Group UID	LTE-FDD 10175-CAH	Phantom Section TSL	Flat HSL
Conversion Factor	8.76	Test Distance [mm]	5.00

Hardware Setup

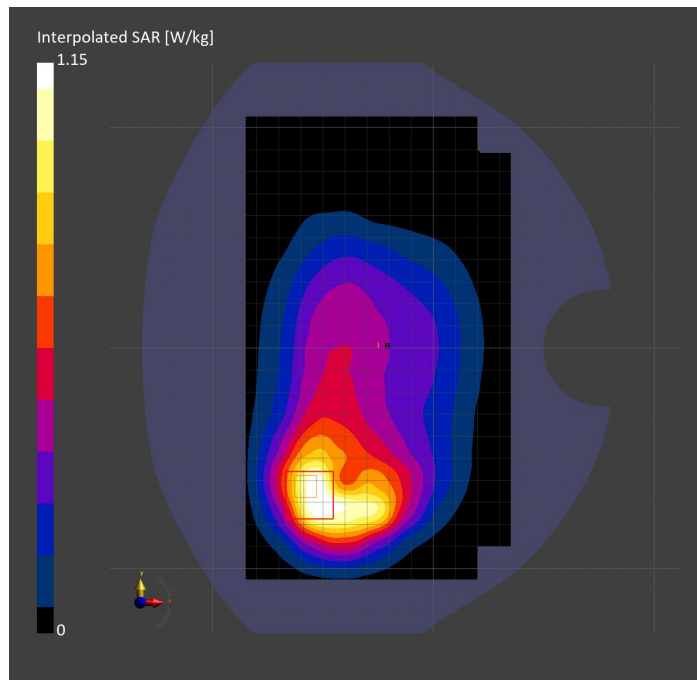
Probe Calibration Date	EX3DV4 - SN7806 2023-04-04	Phantom	Twin-SAM V8.0 (30deg probe tilt)
DAE Calibration Date	DAE4 Sn1784 2023-04-03	TSL Type	HBBL-600-10000
Software Version	16.2.4.2524		

Scan Setup

	Area Scan	Zoom Scan
Grid Extents [mm]	120.0 x 210.0	30.0 x 30.0 x 30.0
Grid Steps [mm]	15.0 x 15.0	6.0 x 6.0 x 1.5
Sensor Surface [mm]	3.0	1.4
Graded Grid	N/A	Yes
M2/M1 [%]		75.6
Dist 3dB Peak [mm]		11.1

Measurement Results

	Area Scan	Zoom Scan
psSAR1g [W/Kg]	0.574	0.542
psSAR10g [W/Kg]	0.371	0.298
Power Drift [dB]	N/A	-0.02



Measurement Report for Band 26: LTE-FDD (SC-FDMA, 1 RB, 10 MHz, QPSK) RBPosition:Mid AntennaCfg:SISO, EDGE RIGHT

Exposure Conditions

Band	Band 26	TSL Permittivity	42.2
Frequency [MHz] Channel Number	831.500 26865	TSL Conductivity [S/m]	0.903
Group UID	LTE-FDD 10175-CAH	Phantom Section TSL	Flat HSL
Conversion Factor	8.76	Test Distance [mm]	5.00

Hardware Setup

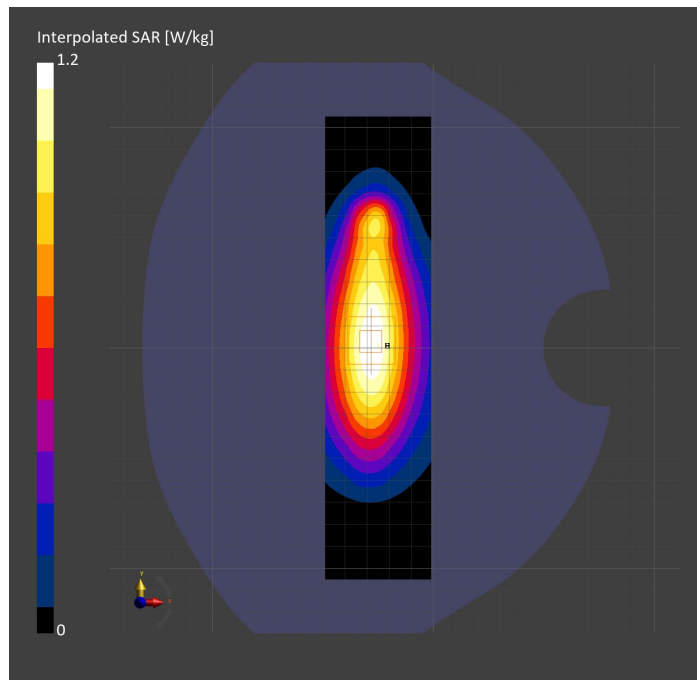
Probe Calibration Date	EX3DV4 - SN7806 2023-04-04	Phantom	Twin-SAM V8.0 (30deg probe tilt)
DAE Calibration Date	DAE4 Sn1784 2023-04-03	TSL Type	HBBL-600-10000
Software Version	16.2.4.2524		

Scan Setup

	Area Scan	Zoom Scan
Grid Extents [mm]	48.0 x 210.0	30.0 x 30.0 x 30.0
Grid Steps [mm]	8.0 x 15.0	6.0 x 6.0 x 1.5
Sensor Surface [mm]	3.0	1.4
Graded Grid	N/A	Yes
M2/M1 [%]		80.2
Dist 3dB Peak [mm]		15.6

Measurement Results

	Area Scan	Zoom Scan
psSAR1g [W/Kg]	0.666	0.682
psSAR10g [W/Kg]	0.437	0.441
Power Drift [dB]	N/A	-0.02



Measurement Report for Band 26: LTE-FDD (SC-FDMA, 50% RB, 10 MHz, QPSK) RBPosition:Mid AntennaCfg:SISO, CHEEK

Exposure Conditions

Band	Band 26	TSL Permittivity	42.2
Frequency [MHz] Channel Number	831.500 26865	TSL Conductivity [S/m]	0.903
Group UID	LTE-FDD 10154-CAH	Phantom Section TSL	RightHead HSL
Conversion Factor	8.76	Test Distance [mm]	0.00

Hardware Setup

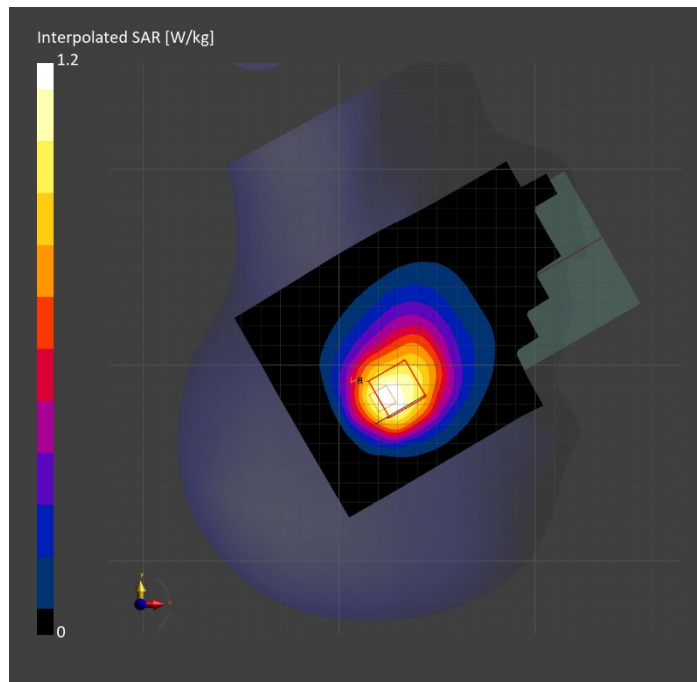
Probe Calibration Date	EX3DV4 - SN7806 2023-04-04	Phantom	Twin-SAM V8.0 (30deg probe tilt)
DAE Calibration Date	DAE4 Sn1784 2023-04-03	TSL Type	HBBL-600-10000
Software Version	16.2.4.2524		

Scan Setup

	Area Scan	Zoom Scan
Grid Extents [mm]	120.0 x 210.0	30.0 x 30.0 x 30.0
Grid Steps [mm]	15.0 x 15.0	6.0 x 6.0 x 1.5
Sensor Surface [mm]	3.0	1.4
Graded Grid	N/A	Yes
M2/M1 [%]		73.8
Dist 3dB Peak [mm]		> 15.0

Measurement Results

	Area Scan	Zoom Scan
psSAR1g [W/Kg]	0.701	0.699
psSAR10g [W/Kg]	0.461	0.492
Power Drift [dB]	N/A	0.02



Measurement Report for Band 30: LTE-FDD (SC-FDMA, 50% RB, 10 MHz, QPSK) RBPosition:Mid AntennaCfg:SISO, BACK

Exposure Conditions

Band	Band 30	TSL Permittivity	40.8
Frequency [MHz] Channel Number	2310.000 27710	TSL Conductivity [S/m]	1.72
Group UID	LTE-FDD 10154-CAH	Phantom Section TSL	Flat HSL
Conversion Factor	8.2	Test Distance [mm]	5.00

Hardware Setup

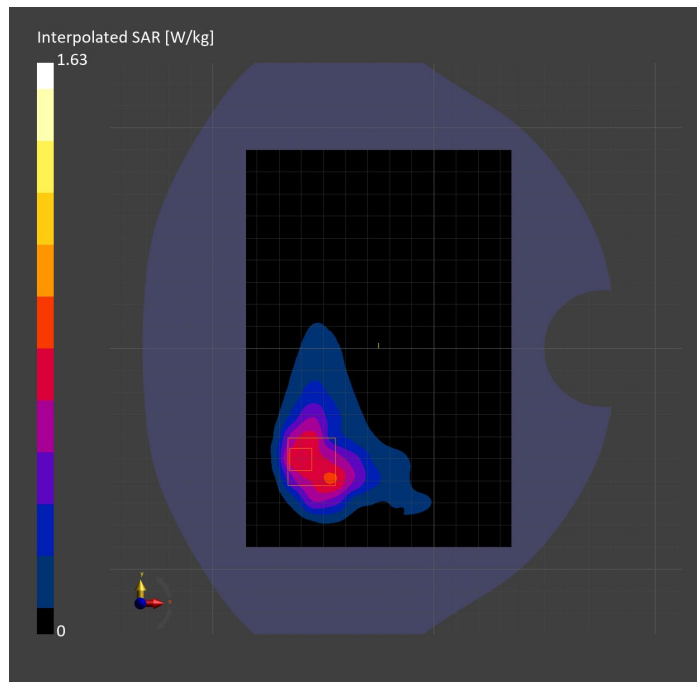
Probe Calibration Date	EX3DV4 - SN7356 2023-03-17	Phantom	Twin-SAM V8.0 (30deg probe tilt)
DAE Calibration Date	DAE4 Sn1798 2023-05-02	TSL Type	HBBL-600-10000
Software Version	16.2.4.2448		

Scan Setup

	Area Scan	Zoom Scan
Grid Extents [mm]	120.0 x 180.0	30.0 x 30.0 x 30.0
Grid Steps [mm]	10.0 x 10.0	5.0 x 5.0 x 1.5
Sensor Surface [mm]	3.0	1.4
Graded Grid	N/A	Yes
M2/M1 [%]		77.4
Dist 3dB Peak [mm]		7.0

Measurement Results

	Area Scan	Zoom Scan
psSAR1g [W/Kg]	0.658	0.721
psSAR10g [W/Kg]	0.366	0.340
Power Drift [dB]	N/A	-0.01



Measurement Report for Band 30: LTE-FDD (SC-FDMA, 1 RB, 10 MHz, QPSK) RBPosition:Mid AntennaCfg:SISO, CHEEK

Exposure Conditions

Band	Band 30	TSL Permittivity	39.3
Frequency [MHz] Channel Number	2310.000 27710	TSL Conductivity [S/m]	1.65
Group UID	LTE-FDD 10175-CAH	Phantom Section TSL	LeftHead HSL
Conversion Factor	7.71	Test Distance [mm]	0.00

Hardware Setup


Probe Calibration Date	EX3DV4 - SN7482 2023-04-18	Phantom	Twin-SAM V8.0 (30deg probe tilt)
DAE Calibration Date	DAE4 Sn1380 2023-02-14	TSL Type	HBBL-600-10000
Software Version	16.2.4.2524		

Scan Setup

	Area Scan	Zoom Scan
Grid Extents [mm]	120.0 x 180.0	30.0 x 30.0 x 30.0
Grid Steps [mm]	10.0 x 10.0	5.0 x 5.0 x 1.5
Sensor Surface [mm]	3.0	1.4
Graded Grid	N/A	Yes
M2/M1 [%]		78.2
Dist 3dB Peak [mm]		6.1

Measurement Results

	Area Scan	Zoom Scan
psSAR1g [W/Kg]	0.674	0.652
psSAR10g [W/Kg]	0.288	0.285
Power Drift [dB]	N/A	-0.01



Measurement Report for Band 30: LTE-FDD (SC-FDMA, 50% RB, 10 MHz, QPSK) RBPosition:Mid AntennaCfg:SISO, EDGE RIGHT

Exposure Conditions

Band	Band 30	TSL Permittivity	37.8
Frequency [MHz] Channel Number	2310.000 27710	TSL Conductivity [S/m]	1.70
Group UID	LTE-FDD 10154-CAH	Phantom Section TSL	Flat HSL
Conversion Factor	7.71	Test Distance [mm]	5.00

Hardware Setup

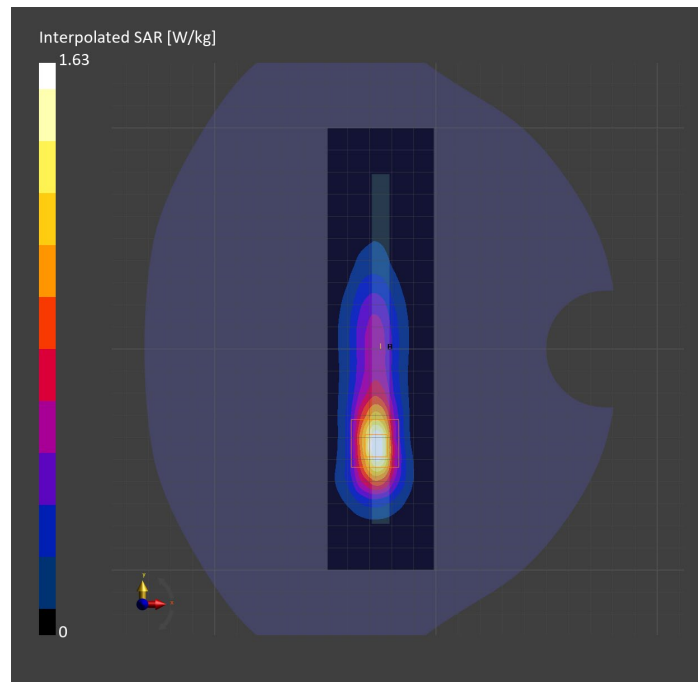
Probe Calibration Date	EX3DV4 - SN7482 2023-04-18	Phantom	Twin-SAM V8.0 (30deg probe tilt)
DAE Calibration Date	DAE4 Sn1380 2023-02-14	TSL Type	HBBL-600-10000
Software Version	16.2.4.2524		

Scan Setup

	Area Scan	Zoom Scan
Grid Extents [mm]	48.0 x 200.0	30.0 x 30.0 x 30.0
Grid Steps [mm]	8.0 x 10.0	5.0 x 5.0 x 1.5
Sensor Surface [mm]	3.0	1.4
Graded Grid	N/A	Yes
M2/M1 [%]		76.4
Dist 3dB Peak [mm]		7.0

Measurement Results

	Area Scan	Zoom Scan
psSAR1g [W/Kg]	0.662	0.712
psSAR10g [W/Kg]	0.301	0.312
Power Drift [dB]	N/A	-0.02



Measurement Report for Band 41: LTE-TDD (SC-FDMA, 50% RB, 20 MHz, QPSK, UL Subframe=2,3,4,7,8,9) RBPosition:Mid AntennaCfg:SISO, BACK

Exposure Conditions

Band	Band 41	TSL Permittivity	40.2
Frequency [MHz] Channel Number	2680.000 41490	TSL Conductivity [S/m]	1.97
Group UID	LTE-TDD 10494-AAG	Phantom Section TSL	Flat HSL
Conversion Factor	7.33	Test Distance [mm]	5.00

Hardware Setup

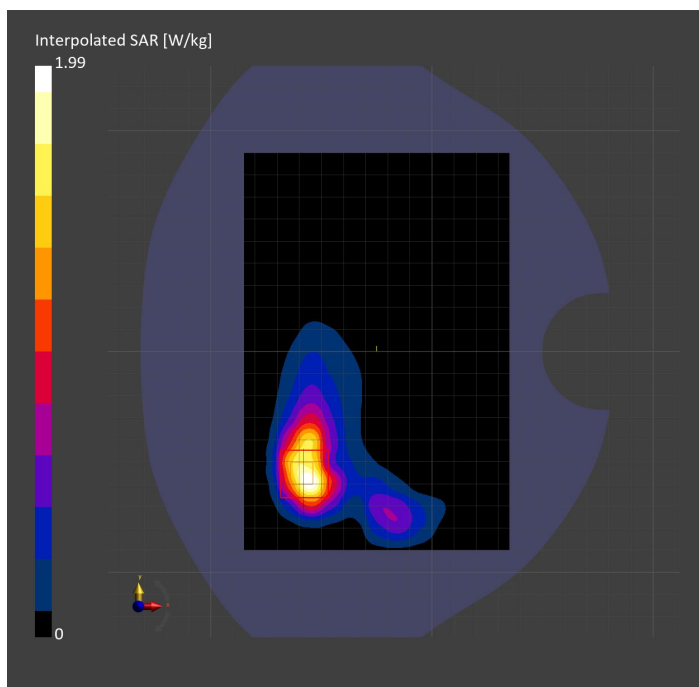
Probe Calibration Date	EX3DV4 - SN7808 2023-04-18	Phantom	Twin-SAM V8.0 (30deg probe tilt)
DAE Calibration Date	DAE4 Sn1796 2023-04-03	TSL Type	HBBL-600-10000
Software Version	16.2.4.2524		

Scan Setup

	Area Scan	Zoom Scan
Grid Extents [mm]	120.0 x 180.0	30.0 x 30.0 x 30.0
Grid Steps [mm]	10.0 x 10.0	5.0 x 5.0 x 1.5
Sensor Surface [mm]	3.0	1.4
Graded Grid	N/A	Yes
M2/M1 [%]		77.9
Dist 3dB Peak [mm]		7.0

Measurement Results

	Area Scan	Zoom Scan
psSAR1g [W/Kg]	0.870	0.881
psSAR10g [W/Kg]	0.405	0.392
Power Drift [dB]	N/A	0.01



Measurement Report for Band 41: LTE-TDD (SC-FDMA, 1 RB, 20 MHz, QPSK, UL Subframe=2,3,4,7,8,9) RBPosition:Mid AntennaCfg:SISO, CHEEK

Exposure Conditions

Band	Band 41	TSL Permittivity	37.6
Frequency [MHz] Channel Number	2593.000 40620	TSL Conductivity [S/m]	1.94
Group UID	LTE-TDD 10435-AAG	Phantom Section TSL	LeftHead HSL
Conversion Factor	7.32	Test Distance [mm]	0.00

Hardware Setup


Probe Calibration Date	EX3DV4 - SN3885 2022-09-20	Phantom	Twin-SAM V5.0 (30deg probe tilt)
DAE Calibration Date	DAE4 Sn1548 2023-02-14	TSL Type	HBBL-600-10000
Software Version	16.2.4.2524		

Scan Setup

	Area Scan	Zoom Scan
Grid Extents [mm]	120.0 x 180.0	30.0 x 30.0 x 30.0
Grid Steps [mm]	10.0 x 10.0	5.0 x 5.0 x 1.5
Sensor Surface [mm]	3.0	1.4
Graded Grid	N/A	Yes
M2/M1 [%]		74.2
Dist 3dB Peak [mm]		6.0

Measurement Results

	Area Scan	Zoom Scan
psSAR1g [W/Kg]	0.743	0.822
psSAR10g [W/Kg]	0.332	0.344
Power Drift [dB]	N/A	-0.02



Measurement Report for Band 41: LTE-TDD (SC-FDMA, 50% RB, 20 MHz, QPSK, UL Subframe=2,3,4,7,8,9) RBPosition:Mid AntennaCfg:SISO, EDGE RIGHT

Exposure Conditions

Band	Band 41	TSL Permittivity	38.6
Frequency [MHz] Channel Number	2506.000 39750	TSL Conductivity [S/m]	1.90
Group UID	LTE-TDD 10494-AAG	Phantom Section TSL	Flat HSL
Conversion Factor	7.33	Test Distance [mm]	5.00

Hardware Setup

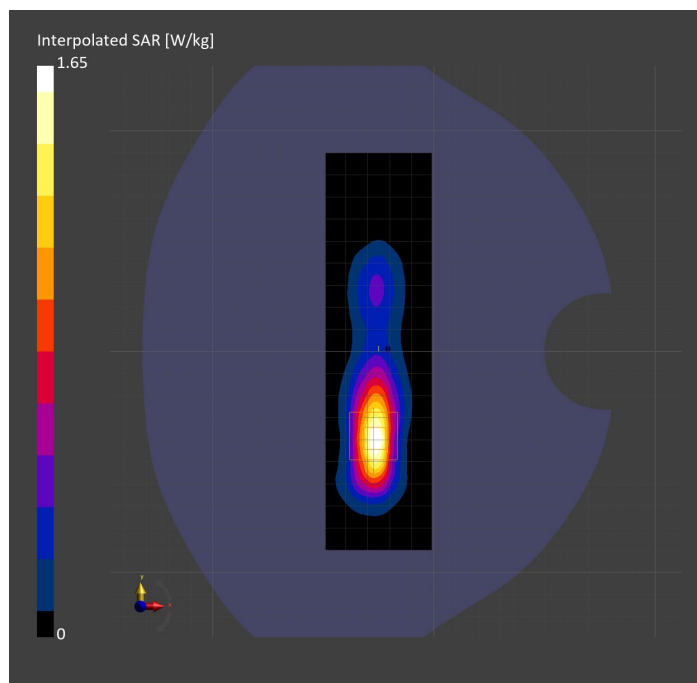
Probe Calibration Date	EX3DV4 - SN7808 2023-04-18	Phantom	Twin-SAM V8.0 (30deg probe tilt)
DAE Calibration Date	DAE4 Sn1796 2023-04-03	TSL Type	HBBL-600-10000
Software Version	16.2.4.2524		

Scan Setup

	Area Scan	Zoom Scan
Grid Extents [mm]	48.0 x 180.0	30.0 x 30.0 x 30.0
Grid Steps [mm]	8.0 x 10.0	5.0 x 5.0 x 1.5
Sensor Surface [mm]	3.0	1.4
Graded Grid	N/A	Yes
M2/M1 [%]		75.8
Dist 3dB Peak [mm]		7.0

Measurement Results

	Area Scan	Zoom Scan
psSAR1g [W/Kg]	0.690	0.709
psSAR10g [W/Kg]	0.303	0.307
Power Drift [dB]	N/A	-0.01



Measurement Report for Band 48: LTE-TDD (SC-FDMA, 100% RB, 20 MHz, QPSK, UL Subframe=2,3,4,7,8,9) AntennaCfg:SISO, TILT

Exposure Conditions

Band	Band 48	TSL Permittivity	38.2
Frequency [MHz] Channel Number	3646.700 56207	TSL Conductivity [S/m]	2.91
Group UID	LTE-TDD 10512-AAG	Phantom Section TSL	LeftHead HSL
Conversion Factor	6.66	Test Distance [mm]	0.00

Hardware Setup


Probe Calibration Date	EX3DV4 - SN3990 2023-02-17	Phantom	Twin-SAM V5.0 (30deg probe tilt)
DAE Calibration Date	DAE4 Sn1545 2023-02-14	TSL Type	HBBL-600-10000
Software Version	16.2.4.2524		

Scan Setup

	Area Scan	Zoom Scan
Grid Extents [mm]	120.0 x 200.0	28.0 x 28.0 x 28.0
Grid Steps [mm]	10.0 x 10.0	3.8 x 3.8 x 1.4
Sensor Surface [mm]	3.0	1.4
Graded Grid	N/A	Yes
M2/M1 [%]		69.5
Dist 3dB Peak [mm]		4.5

Measurement Results

	Area Scan	Zoom Scan
psSAR1g [W/Kg]	0.622	0.872
psSAR10g [W/Kg]	0.242	0.260
Power Drift [dB]	N/A	0.01



Measurement Report for Band 48: LTE-TDD (SC-FDMA, 50% RB, 20 MHz, QPSK, UL Subframe=2,3,4,7,8,9) RBPosition:Mid AntennaCfg:SISO, BACK

Exposure Conditions

Band	Band 48	TSL Permittivity	38.2
Frequency [MHz] Channel Number	3646.700 56207	TSL Conductivity [S/m]	2.91
Group UID	LTE-TDD 10494-AAG	Phantom Section TSL	Flat HSL
Conversion Factor	6.66	Test Distance [mm]	5.00

Hardware Setup


Probe Calibration Date	EX3DV4 - SN3990 2023-02-17	Phantom	Twin-SAM V5.0 (30deg probe tilt)
DAE Calibration Date	DAE4 Sn1545 2023-02-14	TSL Type	HBBL-600-10000
Software Version	16.2.4.2524		

Scan Setup

	Area Scan	Zoom Scan
Grid Extents [mm]	120.0 x 180.0	28.0 x 28.0 x 28.0
Grid Steps [mm]	10.0 x 10.0	4.7 x 4.7 x 1.4
Sensor Surface [mm]	3.0	1.4
Graded Grid	N/A	Yes
M2/M1 [%]		74.4
Dist 3dB Peak [mm]		6.1

Measurement Results

	Area Scan	Zoom Scan
psSAR1g [W/Kg]	0.623	0.661
psSAR10g [W/Kg]	0.225	0.224
Power Drift [dB]	N/A	-0.01



Measurement Report for Band 48: LTE-TDD (SC-FDMA, 50% RB, 20 MHz, QPSK, UL Subframe=2,3,4,7,8,9) RBPosition:Mid AntennaCfg:SISO, EDGE RIGHT

Exposure Conditions

Band	Band 48	TSL Permittivity	38.1
Frequency [MHz] Channel Number	3690.000 56640	TSL Conductivity [S/m]	2.95
Group UID	LTE-TDD 10494-AAG	Phantom Section TSL	Flat HSL
Conversion Factor	6.66	Test Distance [mm]	5.00

Hardware Setup

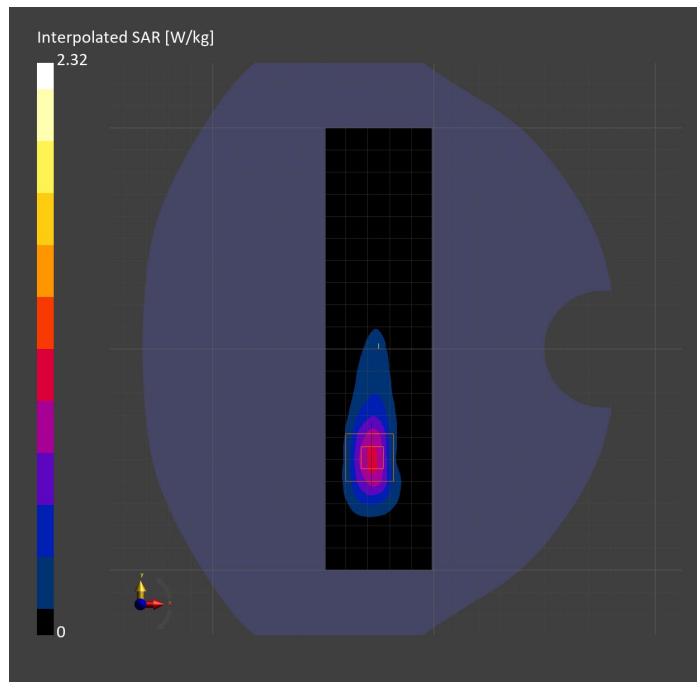
Probe Calibration Date	EX3DV4 - SN3990 2023-02-17	Phantom	Twin-SAM V5.0 (30deg probe tilt)
DAE Calibration Date	DAE4 Sn1545 2023-02-14	TSL Type	HBBL-600-10000
Software Version	16.2.4.2524		

Scan Setup

	Area Scan	Zoom Scan
Grid Extents [mm]	48.0 x 200.0	28.0 x 28.0 x 28.0
Grid Steps [mm]	8.0 x 10.0	5.0 x 5.0 x 1.4
Sensor Surface [mm]	3.0	1.4
Graded Grid	N/A	Yes
M2/M1 [%]		74.6
Dist 3dB Peak [mm]		7.0

Measurement Results

	Area Scan	Zoom Scan
psSAR1g [W/Kg]	0.741	0.830
psSAR10g [W/Kg]	0.293	0.304
Power Drift [dB]	N/A	-0.00



Measurement Report for Band 53: LTE-TDD (SC-FDMA, 1 RB, 10 MHz, QPSK, UL Subframe=2,3,4,7,8,9) RBPosition:Mid AntennaCfg:SISO, TILT

Exposure Conditions

Band	Band 53	TSL Permittivity	40.1
Frequency [MHz] Channel Number	2489.200 60197	TSL Conductivity [S/m]	1.87
Group UID	LTE-TDD 10470-AAG	Phantom Section TSL	LeftHead HSL
Conversion Factor	7.33	Test Distance [mm]	0.00

Hardware Setup

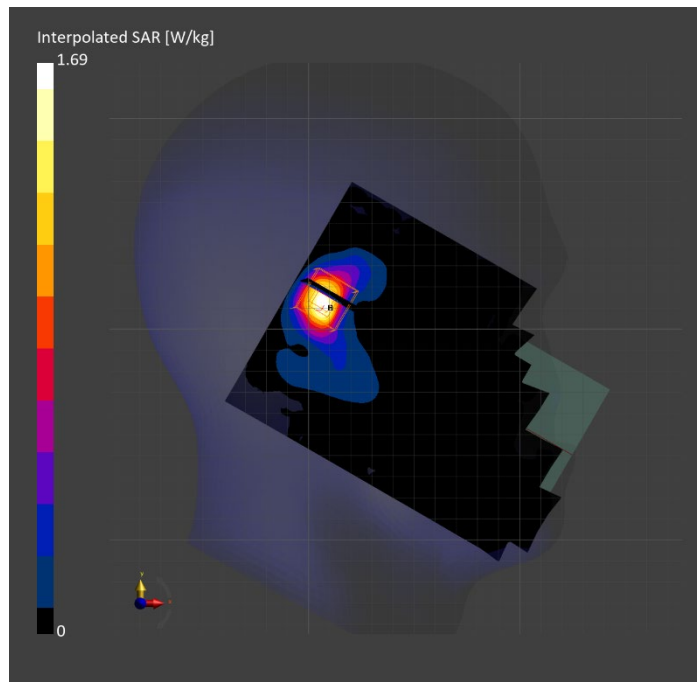
Probe Calibration Date	EX3DV4 - SN3772 2023-02-13	Phantom	Twin-SAM V8.0 (30deg probe tilt)
DAE Calibration Date	DAE4 Sn1359 2023-01-24	TSL Type	HBBL-600-10000
Software Version	16.2.4.2524		

Scan Setup

	Area Scan	Zoom Scan
Grid Extents [mm]	120.0 x 180.0	30.0 x 30.0 x 30.0
Grid Steps [mm]	10.0 x 10.0	5.0 x 5.0 x 1.5
Sensor Surface [mm]	3.0	1.4
Graded Grid	N/A	Yes
M2/M1 [%]		78.3
Dist 3dB Peak [mm]		5.1

Measurement Results

	Area Scan	Zoom Scan
psSAR1g [W/Kg]	0.589	0.694
psSAR10g [W/Kg]	0.258	0.262
Power Drift [dB]	N/A	0.00



Measurement Report for Band 53: LTE-TDD (SC-FDMA, 100% RB, 10 MHz, QPSK, UL Subframe=2,3,4,7,8,9) AntennaCfg:SISO, BACK

Exposure Conditions

Band	Band 53	TSL Permittivity	38.6
Frequency [MHz] Channel Number	2489.200 60197	TSL Conductivity [S/m]	1.89
Group UID	LTE-TDD 10506-AAG	Phantom Section TSL	Flat HSL
Conversion Factor	7.33	Test Distance [mm]	5.00

Hardware Setup

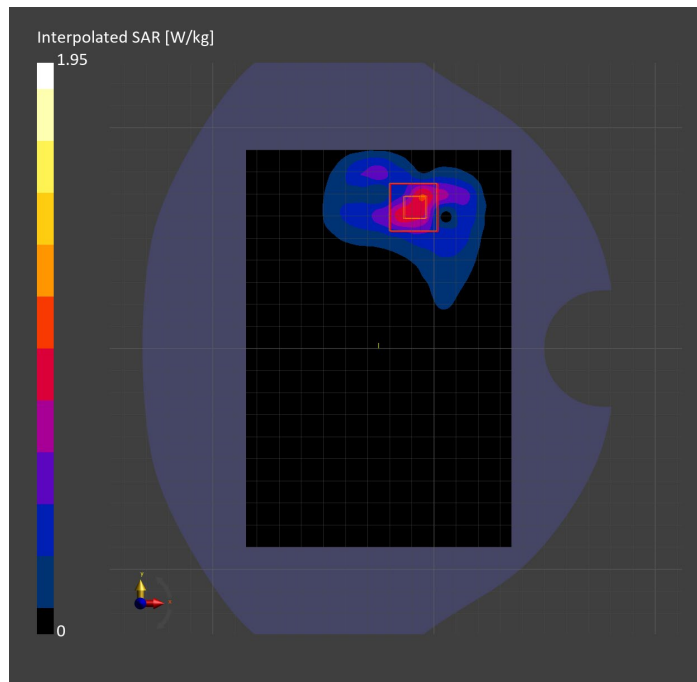
Probe Calibration Date	EX3DV4 - SN3772 2023-02-13	Phantom	Twin-SAM V8.0 (30deg probe tilt)
DAE Calibration Date	DAE4 Sn1359 2023-01-24	TSL Type	HBBL-600-10000
Software Version	16.2.4.2524		

Scan Setup

	Area Scan	Zoom Scan
Grid Extents [mm]	120.0 x 180.0	30.0 x 30.0 x 30.0
Grid Steps [mm]	10.0 x 10.0	5.0 x 5.0 x 1.5
Sensor Surface [mm]	3.0	1.4
Graded Grid	N/A	Yes
M2/M1 [%]		75.5
Dist 3dB Peak [mm]		6.4

Measurement Results

	Area Scan	Zoom Scan
psSAR1g [W/Kg]	0.747	0.857
psSAR10g [W/Kg]	0.352	0.344
Power Drift [dB]	N/A	-0.13



Measurement Report for Band 53: LTE-TDD (SC-FDMA, 1 RB, 10 MHz, QPSK, UL Subframe=2,3,4,7,8,9) RBPosition:Mid AntennaCfg:SISO, EDGE TOP

Exposure Conditions

Band	Band 53	TSL Permittivity	38.6
Frequency [MHz] Channel Number	2489.200 60197	TSL Conductivity [S/m]	1.89
Group UID	LTE-TDD 10470-AAG	Phantom Section TSL	Flat HSL
Conversion Factor	7.33	Test Distance [mm]	5.00

Hardware Setup


Probe Calibration Date	EX3DV4 - SN3772 2023-02-13	Phantom	Twin-SAM V8.0 (30deg probe tilt)
DAE Calibration Date	DAE4 Sn1359 2023-01-24	TSL Type	HBBL-600-10000
Software Version	16.2.4.2524		

Scan Setup

	Area Scan	Zoom Scan
Grid Extents [mm]	48.0 x 120.0	30.0 x 30.0 x 30.0
Grid Steps [mm]	8.0 x 10.0	5.0 x 5.0 x 1.5
Sensor Surface [mm]	3.0	1.4
Graded Grid	N/A	Yes
M2/M1 [%]		78.3
Dist 3dB Peak [mm]		6.0

Measurement Results

	Area Scan	Zoom Scan
psSAR1g [W/Kg]	0.589	0.633
psSAR10g [W/Kg]	0.227	0.231
Power Drift [dB]	N/A	-0.00



Measurement Report for Band 66: LTE-FDD (SC-FDMA, 1 RB, 20 MHz, QPSK) RBPosition:Mid AntennaCfg:SISO, TILT

Exposure Conditions

Band	Band 66	TSL Permittivity	40.4
Frequency [MHz] Channel Number	1770.000 132572	TSL Conductivity [S/m]	1.40
Group UID	LTE-FDD 10169-CAF	Phantom Section TSL	RightHead HSL
Conversion Factor	8.66	Test Distance [mm]	0.00

Hardware Setup

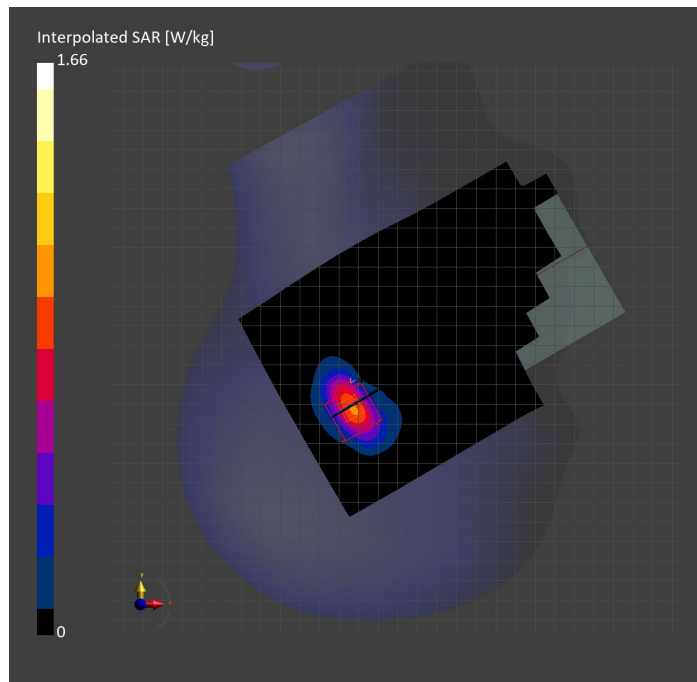
Probe Calibration Date	EX3DV4 - SN7569 2023-04-18	Phantom	Twin-SAM V8.0 (30deg probe tilt)
DAE Calibration Date	DAE4 Sn1547 2023-04-18	TSL Type	HBBL-600-10000
Software Version	16.2.4.2524		

Scan Setup

	Area Scan	Zoom Scan
Grid Extents [mm]	120.0 x 210.0	30.0 x 30.0 x 30.0
Grid Steps [mm]	15.0 x 15.0	6.0 x 6.0 x 1.5
Sensor Surface [mm]	3.0	1.4
Graded Grid	N/A	Yes
M2/M1 [%]		79.9
Dist 3dB Peak [mm]		7.3

Measurement Results

	Area Scan	Zoom Scan
psSAR1g [W/Kg]	0.774	0.783
psSAR10g [W/Kg]	0.378	0.362
Power Drift [dB]	N/A	0.01



Measurement Report for Band 66: LTE-FDD (SC-FDMA, 1 RB, 20 MHz, QPSK) RBPosition:Mid AntennaCfg:SISO, BACK

Exposure Conditions

Band	Band 66	TSL Permittivity	40.5
Frequency [MHz] Channel Number	1745.000 132322	TSL Conductivity [S/m]	1.38
Group UID	LTE-FDD 10169-CAF	Phantom Section TSL	Flat HSL
Conversion Factor	8.66	Test Distance [mm]	5.00

Hardware Setup

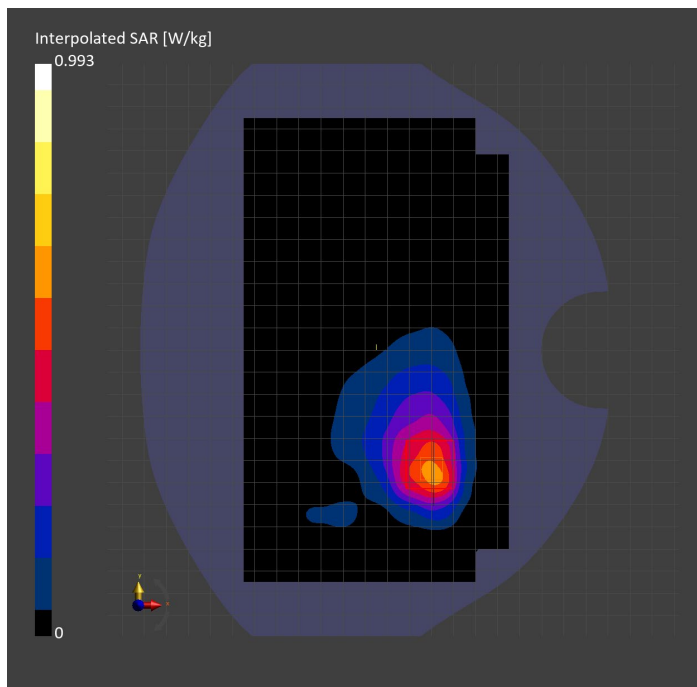
Probe Calibration Date	EX3DV4 - SN7569 2023-04-18	Phantom	Twin-SAM V8.0 (30deg probe tilt)
DAE Calibration Date	DAE4 Sn1547 2023-04-18	TSL Type	HBBL-600-10000
Software Version	16.2.4.2524		

Scan Setup

	Area Scan	Zoom Scan
Grid Extents [mm]	120.0 x 210.0	30.0 x 30.0 x 30.0
Grid Steps [mm]	15.0 x 15.0	6.0 x 6.0 x 1.5
Sensor Surface [mm]	3.0	1.4
Graded Grid	N/A	Yes
M2/M1 [%]		79.9
Dist 3dB Peak [mm]		10.3

Measurement Results

	Area Scan	Zoom Scan
psSAR1g [W/Kg]	0.521	0.516
psSAR10g [W/Kg]	0.296	0.292
Power Drift [dB]	N/A	-0.00



Measurement Report for Band 66: LTE-FDD (SC-FDMA, 50% RB, 20 MHz, QPSK) RBPosition:Mid AntennaCfg:SISO, EDGE LEFT

Exposure Conditions

Band	Band 66	TSL Permittivity	38.7
Frequency [MHz] Channel Number	1745.000 132322	TSL Conductivity [S/m]	1.35
Group UID	LTE-FDD 10297-AAE	Phantom Section TSL	Flat HSL
Conversion Factor	8.98	Test Distance [mm]	5.00

Hardware Setup

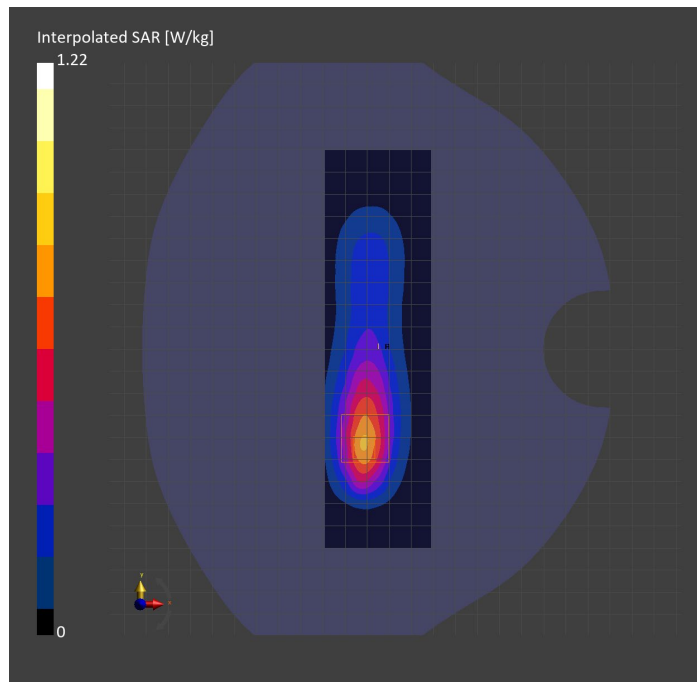
Probe Calibration Date	EX3DV4 - SN3989 2023-01-26	Phantom	Twin-SAM V8.0 (30deg probe tilt)
DAE Calibration Date	DAE4 Sn1257 2022-09-20	TSL Type	HBBL-600-10000
Software Version	16.2.4.2524		

Scan Setup

	Area Scan	Zoom Scan
Grid Extents [mm]	48.0 x 180.0	30.0 x 30.0 x 30.0
Grid Steps [mm]	8.0 x 15.0	6.0 x 6.0 x 1.5
Sensor Surface [mm]	3.0	1.4
Graded Grid	N/A	Yes
M2/M1 [%]		82.8
Dist 3dB Peak [mm]		8.8

Measurement Results

	Area Scan	Zoom Scan
psSAR1g [W/Kg]	0.670	0.672
psSAR10g [W/Kg]	0.358	0.362
Power Drift [dB]	N/A	-0.02



Measurement Report for Band 71: LTE-FDD (SC-FDMA, 1 RB, 20 MHz, QPSK) RBPosition:Mid AntennaCfg:SISO, BACK

Exposure Conditions

Band	Band 71	TSL Permittivity	41.5
Frequency [MHz] Channel Number	680.500 133297	TSL Conductivity [S/m]	0.853
Group UID	LTE-FDD 10169-CAF	Phantom Section TSL	Flat HSL
Conversion Factor	10.62	Test Distance [mm]	5.00

Hardware Setup

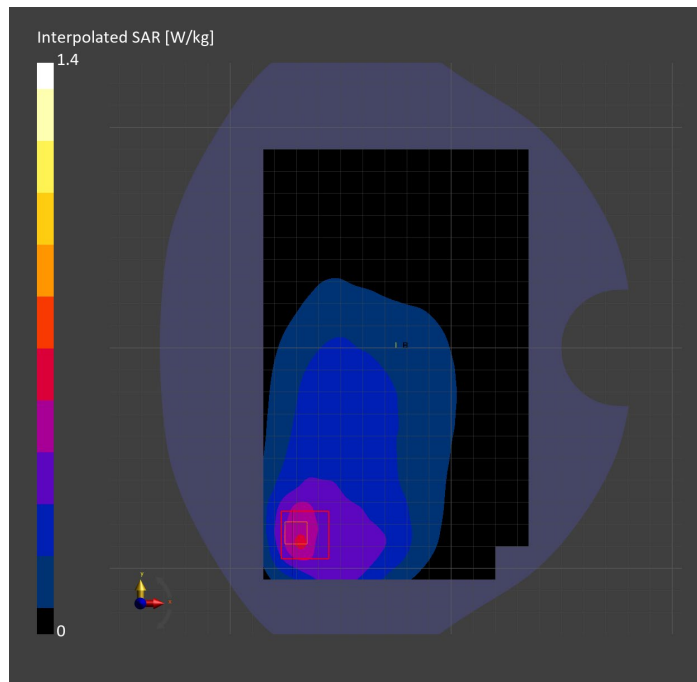
Probe Calibration Date	EX3DV4 - SN7589 2023-04-18	Phantom	Twin-SAM V5.0 (30deg probe tilt)
DAE Calibration Date	DAE4 Sn1544 2023-01-24	TSL Type	HBBL-600-10000
Software Version	16.2.4.2524		

Scan Setup

	Area Scan	Zoom Scan
Grid Extents [mm]	120.0 x 180.0	30.0 x 30.0 x 30.0
Grid Steps [mm]	15.0 x 15.0	6.0 x 6.0 x 1.5
Sensor Surface [mm]	3.0	1.4
Graded Grid	N/A	Yes
M2/M1 [%]		68.2
Dist 3dB Peak [mm]		7.7

Measurement Results

	Area Scan	Zoom Scan
psSAR1g [W/Kg]	0.497	0.544
psSAR10g [W/Kg]	0.319	0.293
Power Drift [dB]	N/A	-0.02



Measurement Report for Band 71: LTE-FDD (SC-FDMA, 1 RB, 20 MHz, QPSK) RBPosition:Mid AntennaCfg:SISO, CHEEK

Exposure Conditions

Band	Band 71	TSL Permittivity	41.7
Frequency [MHz] Channel Number	680.500 133297	TSL Conductivity [S/m]	0.863
Group UID	LTE-FDD 10169-CAF	Phantom Section TSL	LeftHead HSL
Conversion Factor	8.93	Test Distance [mm]	0.00

Hardware Setup


Probe Calibration Date	EX3DV4 - SN7448 2023-02-14	Phantom	Twin-SAM V5.0 (30deg probe tilt)
DAE Calibration Date	DAE4 Sn1472 2023-01-23	TSL Type	HBBL-600-10000
Software Version	16.2.4.2524		

Scan Setup

	Area Scan	Zoom Scan
Grid Extents [mm]	120.0 x 210.0	30.0 x 30.0 x 30.0
Grid Steps [mm]	15.0 x 15.0	6.0 x 6.0 x 1.5
Sensor Surface [mm]	3.0	1.4
Graded Grid	N/A	Yes
M2/M1 [%]		66.6
Dist 3dB Peak [mm]		7.4

Measurement Results

	Area Scan	Zoom Scan
psSAR1g [W/Kg]	0.561	0.656
psSAR10g [W/Kg]	0.392	0.387
Power Drift [dB]	N/A	0.01



Measurement Report for Band 71: LTE-FDD (SC-FDMA, 1 RB, 20 MHz, QPSK) RBPosition:Mid AntennaCfg:SISO, EDGE LEFT

Exposure Conditions

Band	Band 71	TSL Permittivity	41.7
Frequency [MHz] Channel Number	680.500 133297	TSL Conductivity [S/m]	0.879
Group UID	LTE-FDD 10169-CAF	Phantom Section TSL	Flat HSL
Conversion Factor	10.62	Test Distance [mm]	5.00

Hardware Setup


Probe Calibration Date	EX3DV4 - SN7589 2023-04-18	Phantom	Twin-SAM V5.0 (30deg probe tilt)
DAE Calibration Date	DAE4 Sn1544 2023-01-24	TSL Type	HBBL-600-10000
Software Version	16.2.4.2524		

Scan Setup

	Area Scan	Zoom Scan
Grid Extents [mm]	48.0 x 180.0	30.0 x 30.0 x 30.0
Grid Steps [mm]	8.0 x 15.0	6.0 x 6.0 x 1.5
Sensor Surface [mm]	3.0	1.4
Graded Grid	N/A	Yes
M2/M1 [%]		55.6
Dist 3dB Peak [mm]		7.0

Measurement Results

	Area Scan	Zoom Scan
psSAR1g [W/Kg]	0.301	0.321
psSAR10g [W/Kg]	0.188	0.156
Power Drift [dB]	N/A	-0.06



Measurement Report for Band n5: 5G NR (DFT-s-OFDM, 50% RB, 20 MHz, QPSK, 15 kHz) RBPosition:Mid AntennaCfg:SISO, EDGE RIGHT

Exposure Conditions

Band	Band n5	TSL Permittivity	43.0
Frequency [MHz] Channel Number	836.500 167300	TSL Conductivity [S/m]	0.868
Group UID	5G NR FR1 FDD 10939-AAC	Phantom Section TSL	Flat HSL
Conversion Factor	7.83	Test Distance [mm]	5.00

Hardware Setup

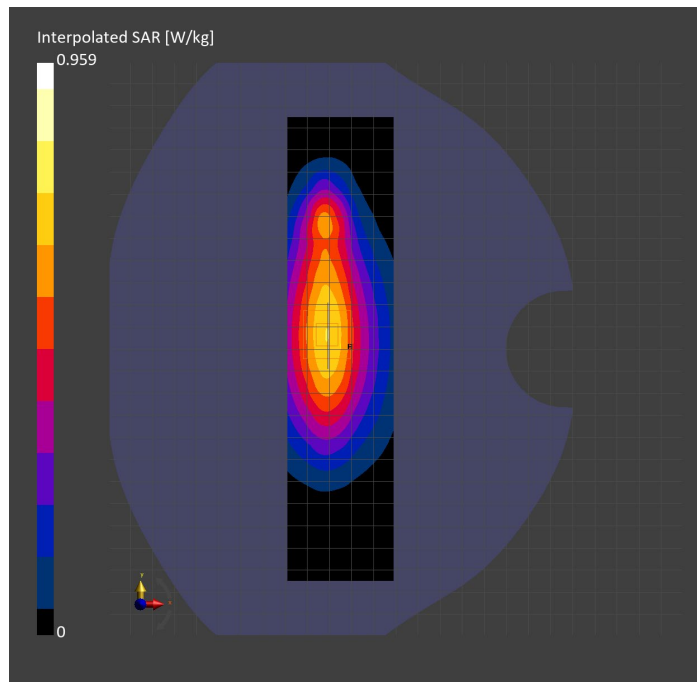
Probe Calibration Date	EX3DV4 - SN3749 2023-01-27	Phantom	Twin-SAM V8.0 (30deg probe tilt)
DAE Calibration Date	DAE4 Sn1357 2023-01-27	TSL Type	HBBL-600-10000
Software Version	16.2.4.2524		

Scan Setup

	Area Scan	Zoom Scan
Grid Extents [mm]	48.0 x 210.0	30.0 x 30.0 x 30.0
Grid Steps [mm]	8.0 x 15.0	6.0 x 6.0 x 1.5
Sensor Surface [mm]	3.0	1.4
Graded Grid	N/A	Yes
M2/M1 [%]		87.9
Dist 3dB Peak [mm]		16.1

Measurement Results

	Area Scan	Zoom Scan
psSAR1g [W/Kg]	0.625	0.628
psSAR10g [W/Kg]	0.410	0.417
Power Drift [dB]	N/A	0.00



Measurement Report for Band n5: 5G NR (DFT-s-OFDM, 50% RB, 20 MHz, QPSK, 15 kHz) RBPosition:Mid AntennaCfg:SISO, CHEEK

Exposure Conditions

Band	Band n5	TSL Permittivity	40.8
Frequency [MHz] Channel Number	836.500 167300	TSL Conductivity [S/m]	0.935
Group UID	5G NR FR1 FDD 10939-AAC	Phantom Section TSL	RightHead HSL
Conversion Factor	8.76	Test Distance [mm]	0.00

Hardware Setup

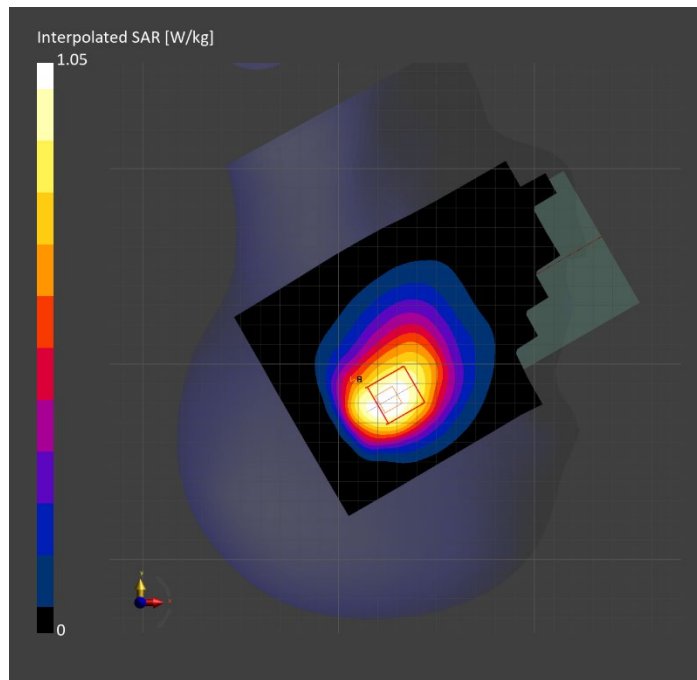
Probe Calibration Date	EX3DV4 - SN7806 2023-04-04	Phantom	Twin-SAM V8.0 (30deg probe tilt)
DAE Calibration Date	DAE4 Sn1784 2023-04-03	TSL Type	HBBL-600-10000
Software Version	16.2.4.2524		

Scan Setup

	Area Scan	Zoom Scan
Grid Extents [mm]	120.0 x 210.0	30.0 x 30.0 x 30.0
Grid Steps [mm]	15.0 x 15.0	6.0 x 6.0 x 1.5
Sensor Surface [mm]	3.0	1.4
Graded Grid	N/A	Yes
M2/M1 [%]		80.2
Dist 3dB Peak [mm]		18.0

Measurement Results

	Area Scan	Zoom Scan
psSAR1g [W/Kg]	0.546	0.582
psSAR10g [W/Kg]	0.370	0.417
Power Drift [dB]	N/A	-0.10



Measurement Report for Band n5: 5G NR (DFT-s-OFDM, 50% RB, 20 MHz, QPSK, 15 kHz) RBPosition:Mid AntennaCfg:SISO, BACK

Exposure Conditions

Band	Band n5	TSL Permittivity	43.0
Frequency [MHz] Channel Number	836.500 167300	TSL Conductivity [S/m]	0.868
Group UID	5G NR FR1 FDD 10939-AAC	Phantom Section TSL	Flat HSL
Conversion Factor	7.83	Test Distance [mm]	5.00

Hardware Setup

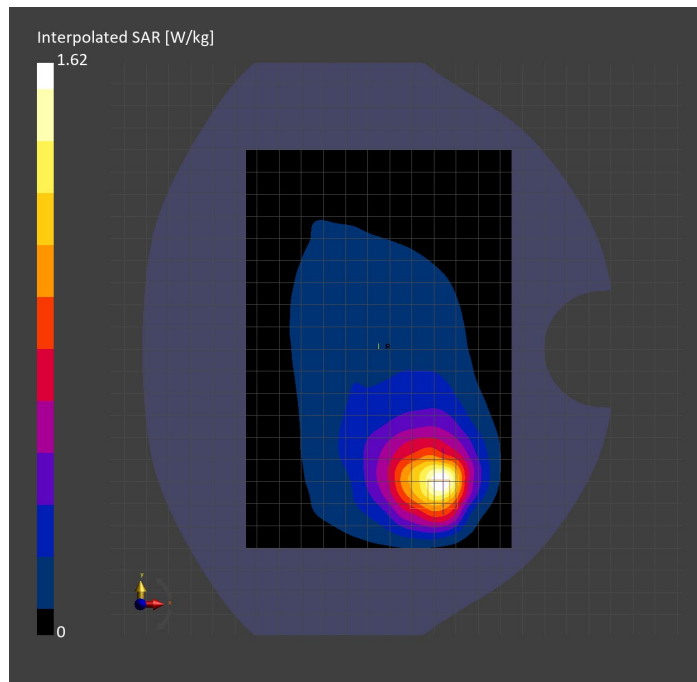
Probe Calibration Date	EX3DV4 - SN3749 2023-01-27	Phantom	Twin-SAM V8.0 (30deg probe tilt)
DAE Calibration Date	DAE4 Sn1357 2023-01-27	TSL Type	HBBL-600-10000
Software Version	16.2.4.2524		

Scan Setup

	Area Scan	Zoom Scan
Grid Extents [mm]	120.0 x 180.0	30.0 x 30.0 x 30.0
Grid Steps [mm]	15.0 x 15.0	6.0 x 6.0 x 1.5
Sensor Surface [mm]	3.0	1.4
Graded Grid	N/A	Yes
M2/M1 [%]		72.1
Dist 3dB Peak [mm]		8.1

Measurement Results

	Area Scan	Zoom Scan
psSAR1g [W/Kg]	0.647	0.678
psSAR10g [W/Kg]	0.385	0.350
Power Drift [dB]	N/A	-0.08



Measurement Report for Band n7: 5G NR (DFT-s-OFDM, 50% RB, 40 MHz, QPSK, 15 kHz) RBPosition:Mid AntennaCfg:SISO, TILT

Exposure Conditions

Band	Band n7	TSL Permittivity	38.5
Frequency [MHz] Channel Number	2535.000 507000	TSL Conductivity [S/m]	1.92
Group UID	5G NR FR1 FDD 10942-AAC	Phantom Section TSL	LeftHead HSL
Conversion Factor	7.32	Test Distance [mm]	0.00

Hardware Setup

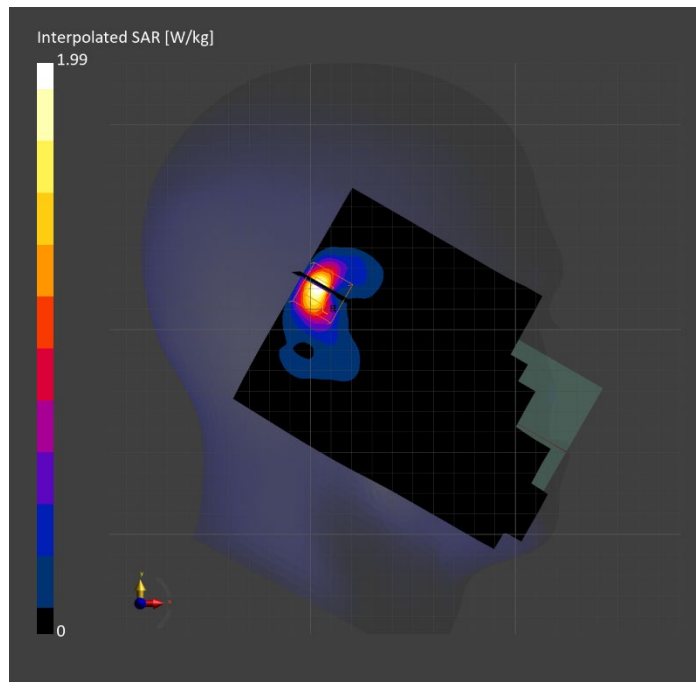
Probe Calibration Date	EX3DV4 - SN3885 2022-09-20	Phantom	Twin-SAM V5.0 (30deg probe tilt)
DAE Calibration Date	DAE4 Sn1548 2023-02-14	TSL Type	HBBL-600-10000
Software Version	16.2.4.2524		

Scan Setup

	Area Scan	Zoom Scan
Grid Extents [mm]	120.0 x 180.0	30.0 x 30.0 x 30.0
Grid Steps [mm]	10.0 x 10.0	5.0 x 5.0 x 1.5
Sensor Surface [mm]	3.0	1.4
Graded Grid	N/A	Yes
M2/M1 [%]		83.1
Dist 3dB Peak [mm]		5.2

Measurement Results

	Area Scan	Zoom Scan
psSAR1g [W/Kg]	0.820	0.859
psSAR10g [W/Kg]	0.322	0.325
Power Drift [dB]	N/A	-0.10



Measurement Report for Band n7: 5G NR (DFT-s-OFDM, 50% RB, 40 MHz, QPSK, 15 kHz) RBPosition:Mid AntennaCfg:SISO, BACK

Exposure Conditions

Band	Band n7	TSL Permittivity	38.5
Frequency [MHz] Channel Number	2535.000 507000	TSL Conductivity [S/m]	1.92
Group UID	5G NR FR1 FDD 10942-AAC	Phantom Section TSL	Flat HSL
Conversion Factor	7.32	Test Distance [mm]	5.00

Hardware Setup

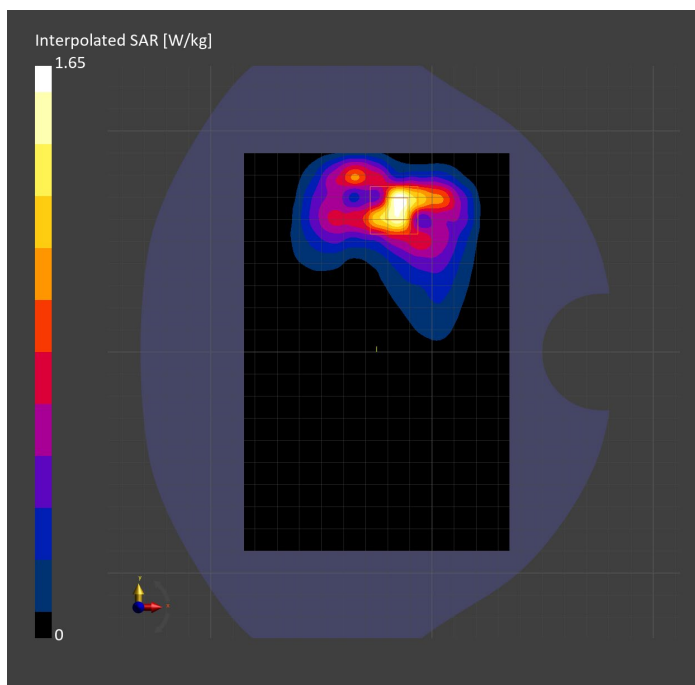
Probe Calibration Date	EX3DV4 - SN3885 2022-09-20	Phantom	Twin-SAM V5.0 (30deg probe tilt)
DAE Calibration Date	DAE4 Sn1548 2023-02-14	TSL Type	HBBL-600-10000
Software Version	16.2.4.2524		

Scan Setup

	Area Scan	Zoom Scan
Grid Extents [mm]	120.0 x 180.0	30.0 x 30.0 x 30.0
Grid Steps [mm]	10.0 x 10.0	5.0 x 5.0 x 1.5
Sensor Surface [mm]	3.0	1.4
Graded Grid	N/A	Yes
M2/M1 [%]		79.2
Dist 3dB Peak [mm]		6.8

Measurement Results

	Area Scan	Zoom Scan
psSAR1g [W/Kg]	0.643	0.723
psSAR10g [W/Kg]	0.291	0.293
Power Drift [dB]	N/A	0.01



Measurement Report for Band n7: 5G NR (DFT-s-OFDM, 1 RB, 40 MHz, QPSK, 15 kHz) RBPosition:Mid AntennaCfg:SISO, EDGE LEFT

Exposure Conditions

Band	Band n7	TSL Permittivity	38.5
Frequency [MHz] Channel Number	2535.000 507000	TSL Conductivity [S/m]	1.92
Group UID	5G NR FR1 FDD 10934-AAC	Phantom Section TSL	Flat HSL
Conversion Factor	7.32	Test Distance [mm]	5.00

Hardware Setup

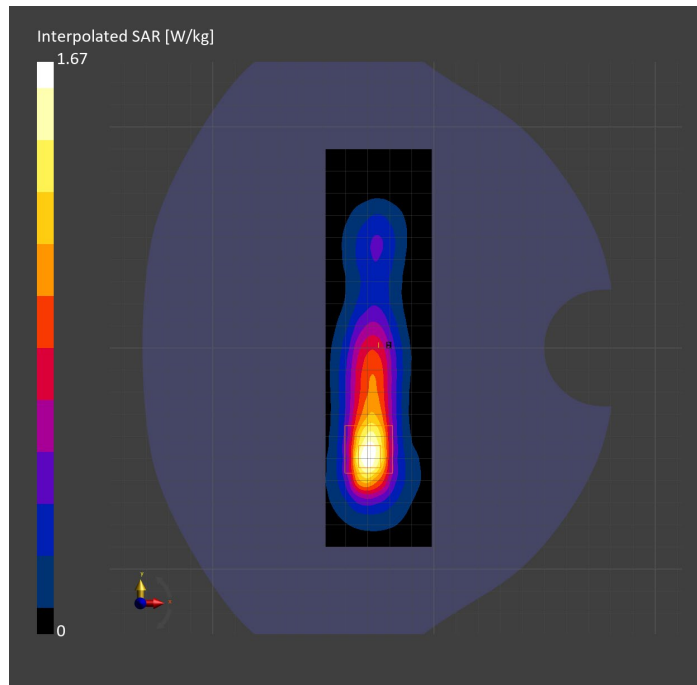
Probe Calibration Date	EX3DV4 - SN3885 2022-09-20	Phantom	Twin-SAM V5.0 (30deg probe tilt)
DAE Calibration Date	DAE4 Sn1548 2023-02-14	TSL Type	HBBL-600-10000
Software Version	16.2.4.2524		

Scan Setup

	Area Scan	Zoom Scan
Grid Extents [mm]	48.0 x 180.0	30.0 x 30.0 x 30.0
Grid Steps [mm]	8.0 x 10.0	5.0 x 5.0 x 1.5
Sensor Surface [mm]	3.0	1.4
Graded Grid	N/A	Yes
M2/M1 [%]		78.7
Dist 3dB Peak [mm]		7.0

Measurement Results

	Area Scan	Zoom Scan
psSAR1g [W/Kg]	0.669	0.729
psSAR10g [W/Kg]	0.305	0.310
Power Drift [dB]	N/A	-0.04



Measurement Report for Band n12: 5G NR (DFT-s-OFDM, 50% RB, 15 MHz, QPSK, 15 kHz) RBPosition:Mid AntennaCfg:SISO, BACK

Exposure Conditions

Band	Band n12	TSL Permittivity	43.9
Frequency [MHz] Channel Number	707.500 141500	TSL Conductivity [S/m]	0.829
Group UID	5G NR FR1 FDD 10938-AAC	Phantom Section TSL	Flat HSL
Conversion Factor	10.62	Test Distance [mm]	5.00

Hardware Setup

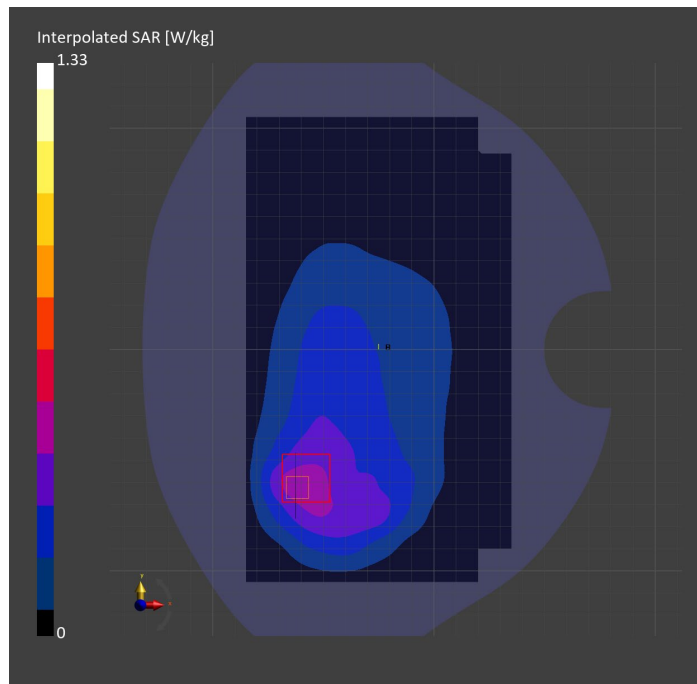
Probe Calibration Date	EX3DV4 - SN7589 2023-04-18	Phantom	Twin-SAM V5.0 (30deg probe tilt)
DAE Calibration Date	DAE4 Sn1544 2023-01-24	TSL Type	HBBL-600-10000
Software Version	16.2.4.2524		

Scan Setup

	Area Scan	Zoom Scan
Grid Extents [mm]	120.0 x 210.0	30.0 x 30.0 x 30.0
Grid Steps [mm]	15.0 x 15.0	6.0 x 6.0 x 1.5
Sensor Surface [mm]	3.0	1.4
Graded Grid	N/A	Yes
M2/M1 [%]		69.2
Dist 3dB Peak [mm]		9.4

Measurement Results

	Area Scan	Zoom Scan
psSAR1g [W/Kg]	0.449	0.536
psSAR10g [W/Kg]	0.303	0.296
Power Drift [dB]	N/A	0.01



Measurement Report for Band n12: 5G NR (DFT-s-OFDM, 50% RB, 15 MHz, QPSK, 15 kHz) RBPosition:Mid AntennaCfg:SISO, EDGE RIGHT

Exposure Conditions

Band	Band n12	TSL Permittivity	43.9
Frequency [MHz] Channel Number	707.500 141500	TSL Conductivity [S/m]	0.829
Group UID	5G NR FR1 FDD 10938-AAC	Phantom Section TSL	Flat HSL
Conversion Factor	10.62	Test Distance [mm]	5.00

Hardware Setup

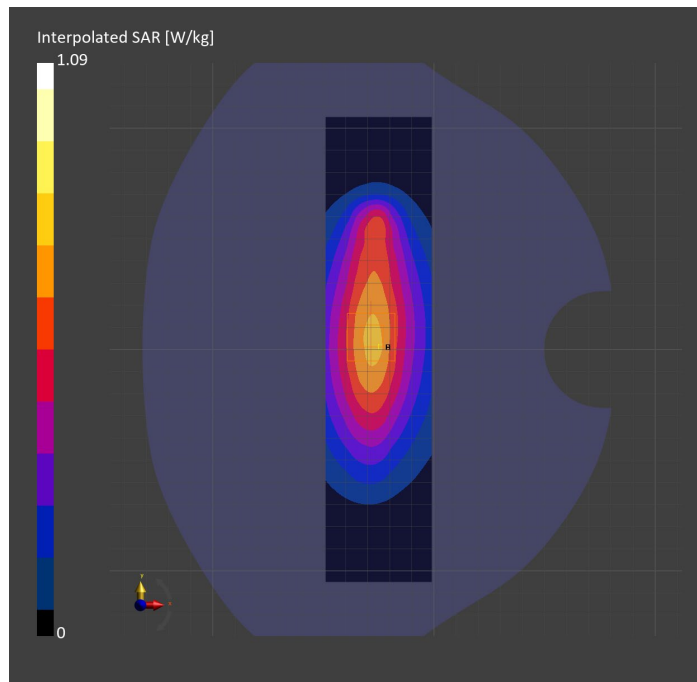
Probe Calibration Date	EX3DV4 - SN7589 2023-04-18	Phantom	Twin-SAM V5.0 (30deg probe tilt)
DAE Calibration Date	DAE4 Sn1544 2023-01-24	TSL Type	HBBL-600-10000
Software Version	16.2.4.2524		

Scan Setup

	Area Scan	Zoom Scan
Grid Extents [mm]	48.0 x 210.0	30.0 x 30.0 x 30.0
Grid Steps [mm]	8.0 x 15.0	6.0 x 6.0 x 1.5
Sensor Surface [mm]	3.0	1.4
Graded Grid	N/A	Yes
M2/M1 [%]		82.9
Dist 3dB Peak [mm]		> 15.0

Measurement Results

	Area Scan	Zoom Scan
psSAR1g [W/Kg]	0.663	0.662
psSAR10g [W/Kg]	0.444	0.442
Power Drift [dB]	N/A	0.07



Measurement Report for Band n12: 5G NR (DFT-s-OFDM, 1 RB, 15 MHz, QPSK, 15 kHz) RBPosition:Mid AntennaCfg:SISO, CHEEK

Exposure Conditions

Band	Band n12	TSL Permittivity	44.4
Frequency [MHz] Channel Number	707.500 141500	TSL Conductivity [S/m]	0.846
Group UID	5G NR FR1 FDD 10930-AAC	Phantom Section TSL	RightHead HSL
Conversion Factor	10.62	Test Distance [mm]	0.00

Hardware Setup

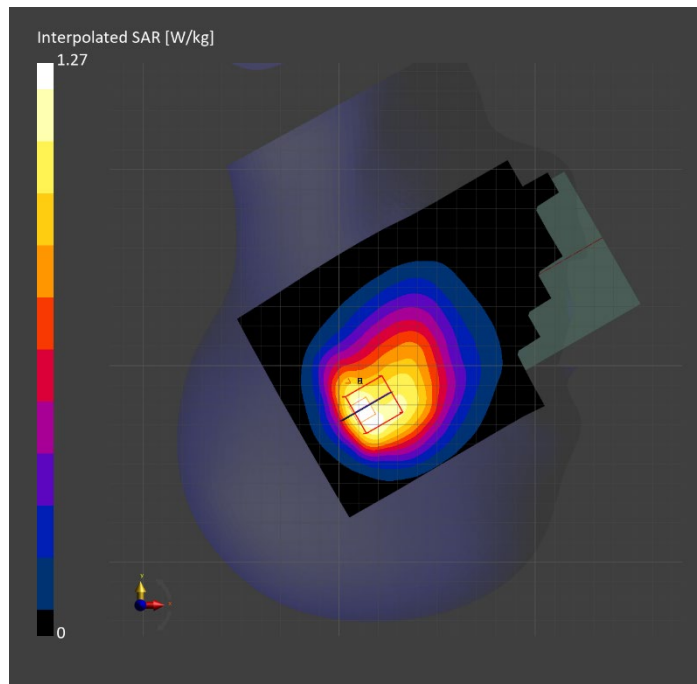
Probe Calibration Date	EX3DV4 - SN7589 2023-04-18	Phantom	Twin-SAM V5.0 (30deg probe tilt)
DAE Calibration Date	DAE4 Sn1544 2023-01-24	TSL Type	HBBL-600-10000
Software Version	16.2.4.2524		

Scan Setup

	Area Scan	Zoom Scan
Grid Extents [mm]	120.0 x 210.0	30.0 x 30.0 x 30.0
Grid Steps [mm]	15.0 x 15.0	6.0 x 6.0 x 1.5
Sensor Surface [mm]	3.0	1.4
Graded Grid	N/A	Yes
M2/M1 [%]		76.7
Dist 3dB Peak [mm]		10.9

Measurement Results

	Area Scan	Zoom Scan
psSAR1g [W/Kg]	0.676	0.634
psSAR10g [W/Kg]	0.453	0.428
Power Drift [dB]	N/A	0.03



Measurement Report for Band n14: 5G NR (DFT-s-OFDM, 1 RB, 10 MHz, QPSK, 15 kHz) RBPosition:Mid AntennaCfg:SISO, BACK

Exposure Conditions

Band	Band n14	TSL Permittivity	43.8
Frequency [MHz] Channel Number	793.000 158600	TSL Conductivity [S/m]	0.857
Group UID	5G NR FR1 FDD 10929-AAD	Phantom Section TSL	Flat HSL
Conversion Factor	10.62	Test Distance [mm]	5.00

Hardware Setup

Probe Calibration Date	EX3DV4 - SN7589 2023-04-18	Phantom	Twin-SAM V5.0 (30deg probe tilt)
DAE Calibration Date	DAE4 Sn1544 2023-01-24	TSL Type	HBBL-600-10000
Software Version	16.2.4.2524		

Scan Setup

	Area Scan	Zoom Scan
Grid Extents [mm]	120.0 x 210.0	30.0 x 30.0 x 30.0
Grid Steps [mm]	15.0 x 15.0	6.0 x 6.0 x 1.5
Sensor Surface [mm]	3.0	1.4
Graded Grid	N/A	Yes
M2/M1 [%]		70.5
Dist 3dB Peak [mm]		9.6

Measurement Results

	Area Scan	Zoom Scan
psSAR1g [W/Kg]	0.503	0.587
psSAR10g [W/Kg]	0.341	0.316
Power Drift [dB]	N/A	-0.02

