



# TEST REPORT

**Report Number:** 14040866-E5V2

**Applicant :** APPLE INC.  
1 APPLE PARK WAY  
CUPERTINO, CA 95014, U.S.A.

**Model :** A2651 (Parent Model, Full Test)  
A2893, A2894, A2895, A2896 (Variant Models)

**FCC ID :** BCG-E8141A (Parent Model)  
BCG-E8154A, BCG-E8155A, BCG-E8156A (Variant Models)

**EUT Description :** SMARTPHONE

**Test Standard(s) :** FCC 47 CFR PART 15 SUBPART E

**Date of Issue:**  
July 30, 2022

**Prepared by:**  
UL LLC  
47173 Benicia Street  
Fremont, CA 94538 U.S.A.  
TEL: (510) 319-4000  
FAX: (510) 661-0888



**REPORT REVISION HISTORY**

<u>Rev.</u>	<u>Issue Date</u>	<u>Revisions</u>	<u>Revised By</u>
V1	7/20/2022	Initial	Chin Pang
V2	7/30/2022	Address TCB questions section 9.4	Chris Xiong

## TABLE OF CONTENTS

<b>1. ATTESTATION OF TEST RESULTS .....</b>	<b>5</b>
<b>2. TEST RESULT SUMMARY .....</b>	<b>7</b>
<b>3. TEST METHODOLOGY .....</b>	<b>7</b>
<b>4. FACILITIES AND ACCREDITATION .....</b>	<b>7</b>
<b>5. DECISION RULES AND MEASUREMENT UNCERTAINTY .....</b>	<b>8</b>
5.1. METROLOGICAL TRACEABILITY .....	8
5.2. DECISION RULES.....	8
5.3. MEASUREMENT UNCERTAINTY.....	8
5.4. SAMPLE CALCULATION .....	8
<b>6. EQUIPMENT UNDER TEST.....</b>	<b>9</b>
6.1. EUT DESCRIPTION.....	9
6.2. DESCRIPTION OF AVAILABLE ANTENNAS.....	9
6.3. SOFTWARE AND FIRMWARE.....	9
6.4. MAXIMUM OUTPUT POWER.....	10
6.5. WORST-CASE CONFIGURATION AND MODE.....	14
6.6. DESCRIPTION OF TEST SETUP.....	15
<b>7. MEASUREMENT METHOD.....</b>	<b>20</b>
<b>8. TEST AND MEASUREMENT EQUIPMENT .....</b>	<b>21</b>
<b>9. ANTENNA PORT TEST RESULTS.....</b>	<b>23</b>
9.1. ON TIME AND DUTY CYCLE.....	23
9.2. 26 dB and 99% BANDWIDTH.....	29
9.2.1. 802.11n HT20 MODE IN THE 5.2 GHz BAND .....	29
9.2.2. 802.11n HT40 MODE IN THE 5.2 GHz BAND .....	32
9.2.3. 802.11ac VHT80 MODE IN THE 5.2 GHz BAND .....	34
9.2.4. 802.11ax HE20 MODE IN THE 5.2 GHz BAND .....	36
9.2.5. 802.11ax HE40 MODE IN THE 5.2 GHz BAND .....	44
9.2.6. 802.11ax HE80 MODE IN THE 5.2 GHz BAND .....	52
9.2.7. 802.11n HT20 MODE IN THE 5.3 GHz BAND .....	61
9.2.8. 802.11n HT40 MODE IN THE 5.3 GHz BAND .....	63
9.2.9. 802.11ac VHT80 MODE IN THE 5.3 GHz BAND .....	65
9.2.10. 802.11ax HE20 MODE IN THE 5.3 GHz BAND .....	67
9.2.11. 802.11ax HE40 MODE IN THE 5.3 GHz BAND .....	73
9.2.12. 802.11ax HE80 MODE IN THE 5.3 GHz BAND .....	79
9.2.13. 802.11n HT20 MODE IN THE 5.6 GHz BAND .....	85
9.2.14. 802.11n HT40 MODE IN THE 5.6 GHz BAND .....	87
9.2.15. 802.11ac VHT80 MODE IN THE 5.6 GHz BAND .....	89
9.2.16. 802.11ax HE20 MODE IN THE 5.6 GHz BAND .....	91

9.2.17. 802.11ax HE40 MODE IN THE 5.6 GHz BAND .....97

9.2.18. 802.11ax HE80 MODE IN THE 5.6 GHz BAND .....103

9.2.19. 802.11n HT20 MODE IN THE 5.8 GHz BAND .....109

9.2.20. 802.11n HT40 MODE IN THE 5.8 GHz BAND .....111

9.2.21. 802.11ac VHT80 MODE IN THE 5.8 GHz BAND .....113

9.2.22. 802.11ax HE20 MODE IN THE 5.8 GHz BAND .....115

9.2.23. 802.11ax HE40 MODE IN THE 5.8 GHz BAND .....121

9.2.24. 802.11ax HE80 MODE IN THE 5.8 GHz BAND .....127

9.3. 6 dB BANDWIDTH..... 133

9.3.1. 802.11n HT20 MODE IN THE 5.8 GHz BAND .....134

9.3.2. 802.11n HT40 MODE IN THE 5.8 GHz BAND .....137

9.3.3. 802.11ac VHT80 MODE IN THE 5.8 GHz BAND .....139

9.3.4. 802.11ax HE20 MODE IN THE 5.8 GHz BAND .....141

9.3.5. 802.11ax HE40 MODE IN THE 5.8 GHz BAND .....147

9.3.6. 802.11ax HE80 MODE IN THE 5.8 GHz BAND .....153

9.4. OUTPUT POWER AND PSD..... 159

9.4.1. 802.11n HT20 MODE IN THE 5.2 GHz BAND .....161

9.4.2. 802.11n HT40 MODE IN THE 5.2 GHz BAND .....164

9.4.3. 802.11ac VHT80 MODE IN THE 5.2 GHz BAND .....167

9.4.4. 802.11ax HE20 MODE IN THE 5.2 GHz BAND .....170

9.4.5. 802.11ax HE40 MODE IN THE 5.2 GHz BAND .....183

9.4.6. 802.11ax HE80 MODE IN THE 5.2 GHz BAND .....195

9.4.7. 802.11n HT20 MODE IN THE 5.3 GHz BAND .....207

9.4.8. 802.11n HT40 MODE IN THE 5.3 GHz BAND .....210

9.4.9. 802.11ac VHT80 MODE IN THE 5.3 GHz BAND .....213

9.4.10. 802.11ax HE20 MODE IN THE 5.3 GHz BAND .....216

9.4.11. 802.11ax HE40 MODE IN THE 5.3 GHz BAND .....228

9.4.12. 802.11ax HE80 MODE IN THE 5.3 GHz BAND .....240

9.4.13. 802.11n HT20 MODE IN THE 5.6 GHz BAND .....252

9.4.14. 802.11n HT40 MODE IN THE 5.6 GHz BAND .....256

9.4.15. 802.11ac VHT80 MODE IN THE 5.6 GHz BAND .....259

9.4.16. 802.11ax HE20 MODE IN THE 5.6 GHz BAND .....262

9.4.17. 802.11ax HE40 MODE IN THE 5.6 GHz BAND .....274

9.4.18. 802.11ax HE80 MODE IN THE 5.6 GHz BAND .....286

9.4.19. 802.11n HT20 MODE IN THE 5.8 GHz BAND .....298

9.4.20. 802.11n HT40 MODE IN THE 5.8 GHz BAND .....301

9.4.21. 802.11ac VHT80 MODE IN THE 5.8 GHz BAND .....304

9.4.22. 802.11ax HE20 MODE IN THE 5.8 GHz BAND .....307

9.4.23. 802.11ax HE40 MODE IN THE 5.8 GHz BAND .....319

9.4.24. 802.11ax HE80 MODE IN THE 5.8 GHz BAND .....331

**10. SETUP PHOTOS.....343**

**1. ATTESTATION OF TEST RESULTS**

**COMPANY NAME:** APPLE INC.  
1 APPLE PARK WAY  
CUPERTINO, CA 95014, U.S.A.

**EUT DESCRIPTION:** SMARTPHONE

**MODEL:** A2651 (Parent Model)  
A2893, A2894, A2895, A2896 (Variant Models)

**BRAND:** APPLE

**FCC ID:** BCG-E8141A (Parent Model)  
BCG-E8154A, BCG-E8155A, BCG-E8156A (Variant Models)

**SERIAL NUMBER:** JHXP7PXL52 (Radiated), RXPYHWRP4V (Conducted)

**SAMPLE RECEIPT DATE:** MARCH 24, 2022

**DATE TESTED:** MARCH 25 – JULY 29, 2022

APPLICABLE STANDARDS	
STANDARD	TEST RESULTS
CFR 47 Part 15 Subpart E	Complies

UL LLC tested the above equipment in accordance with the requirements set forth in the above standards. The test results show that the equipment tested is capable of demonstrating compliance with the requirements as documented in this report.

The results documented in this report apply only to the tested sample, under the conditions and modes of operation as described herein. It is the manufacturer's responsibility to assure that additional production units of this model are manufactured with identical electrical and mechanical components. All samples tested were in good operating condition throughout the entire test program. Measurement Uncertainties are published for informational purposes only and were not taken into account unless noted otherwise.

This document may not be altered or revised in any way unless done so by UL LLC and all revisions are duly noted in the revisions section. Any alteration of this document not carried out by UL LLC will constitute fraud and shall nullify the document. This report must not be used by the client to claim product certification, approval, or endorsement by A2LA, NIST, any agency of the Federal Government, or any agency of the U.S. government.

Approved & Released For  
UL LLC By:

Prepared By:



---

Chin Pang  
Senior Lab Engineer  
Consumer Technology Division  
UL LLC

---

Francisco Guarnero  
Test Engineer  
Consumer Technology Division  
UL LLC

## 2. TEST RESULT SUMMARY

This report contains data provided by the customer which can impact the validity of results. UL LLC is only responsible for the validity of results after the integration of the data provided by the customer.

FCC Clause	Requirement	Result	Comment
See Comment	Duty Cycle	Reporting purposes only	Per ANSI C63.10, Section 12.2.
See Comment	26dB BW 99% OBW	Reporting purposes only	Per ANSI C63.10 Sections 6.9.2 and 6.9.3
15.407 (e)	6 dB BW	Complies	None.
15.407 (a) (1-4), (h) (1)	Output Power	Complies	None.
15.407 (a) (1-3, 5)	PSD	Complies	None.
15.209, 15.205, 15.407 (b)	Radiated Emissions	Complies	None.
15.207	AC Mains Conducted Emissions	Complies	None.

## 3. TEST METHODOLOGY

The tests documented in this report were performed in accordance with:

- FCC CFR 47 Part 2
- FCC CFR 47 Part 15
- FCC KDB 662911 D01 v02r01
- FCC KDB 789033 D02 v02r01
- ANSI C63.10-2013
- KDB 414788 D01 Radiated Test Site v01r01

## 4. FACILITIES AND ACCREDITATION

UL LLC is accredited by A2LA, certification #0751.05, for all testing performed within the scope of this report. Testing was performed at the locations noted below.

	Address	ISED CABID	ISED Company	FCC Registration
<input checked="" type="checkbox"/>	Building 1: 47173 Benicia Street, Fremont, CA 94538, USA	US0104	2324A	550739
<input checked="" type="checkbox"/>	Building 2: 47266 Benicia Street, Fremont, CA 94538, USA	US0104	22541	550739
<input checked="" type="checkbox"/>	Building 4: 47658 Kato Rd, Fremont, CA 94538, USA	US0104	2324B	550739

## 5. DECISION RULES AND MEASUREMENT UNCERTAINTY

### 5.1. METROLOGICAL TRACEABILITY

All test and measuring equipment utilized to perform the tests documented in this report are calibrated on a regular basis, with a maximum time between calibrations of one year or the manufacturers' recommendation, whichever is less, and where applicable is traceable to recognized national standards.

### 5.2. DECISION RULES

The Decision Rule is based on Simple Acceptance in accordance with ISO Guide 98-4:2012 Clause 8.2. (Measurement uncertainty is not taken into account when stating conformity with a specified requirement.)

### 5.3. MEASUREMENT UNCERTAINTY

Where relevant, the following measurement uncertainty levels have been estimated for tests performed on the apparatus:

PARAMETER	U <sub>Lab</sub>
Worst Case Conducted Disturbance, 9KHz to 0.15 MHz	3.78 dB
Worst Case Conducted Disturbance, 0.15 to 30 MHz	3.40 dB
Worst Case Radiated Disturbance, 9KHz to 30 MHz	2.87 dB
Worst Case Radiated Disturbance, 30 to 1000 MHz	6.01 dB
Worst Case Radiated Disturbance, 1000 to 18000 MHz	4.73 dB
Worst Case Radiated Disturbance, 18000 to 26000 MHz	4.51 dB
Worst Case Radiated Disturbance, 26000 to 40000 MHz	5.29 dB

Uncertainty figures are valid to a confidence level of 95%.

### 5.4. SAMPLE CALCULATION

#### RADIATED EMISSIONS

Where relevant, the following sample calculation is provided:

Field Strength (dBuV/m) = Measured Voltage (dBuV) + Antenna Factor (dB/m) + Cable Loss (dB) – Preamp Gain (dB)

$$36.5 \text{ dBuV} + 18.7 \text{ dB/m} + 0.6 \text{ dB} - 26.9 \text{ dB} = 28.9 \text{ dBuV/m}$$

#### MAINS CONDUCTED EMISSIONS

Where relevant, the following sample calculation is provided:

Final Voltage (dBuV) = Measured Voltage (dBuV) + Cable Loss (dB) + Limiter Factor (dB) + LISN Insertion Loss.

$$36.5 \text{ dBuV} + 0 \text{ dB} + 10.1 \text{ dB} + 0 \text{ dB} = 46.6 \text{ dBuV}$$



## 6. EQUIPMENT UNDER TEST

### 6.1. EUT DESCRIPTION

The Apple iPhone is a smartphone with multimedia functions (music, application support, and video), cellular GSM, GPRS, EGPRS, UMTS, LTE, 5G, IEEE 802.11a/b/g/n/ac/ax, Bluetooth, Ultra-Wideband, GPS, NFC and MSS. All models except reference model support at least one UICC based SIM. The second SIM is either an UICC based p-SIM (physical SIM) or e-SIM (electronic SIM). The device supports a built-in inductive charging transmitter and receiver. The rechargeable battery is not user accessible.

Testing was performed on the parent model and is used to support the application for the parent and variants identified in this report based on the test plan submitted and approved via KDB inquiry by the FCC and by ISED-Canada.

The Model and FCC ID covered by this report includes:

Parent Model: A2651, FCC ID: BCG-E8141A

Variant Models: A2893, FCC ID: BCG-E8154A  
 A2894; FCC ID: BCG-E8155A  
 A2895 & A2896, FCC ID: BCG-E8156A

### 6.2. DESCRIPTION OF AVAILABLE ANTENNAS

Antenna Type is IFA.

The antennas' gains, as provided by the manufacturer, are as follows:

Frequency Range (GHz)	Antenna 6 (dBi)	Antenna 5 (dBi)
5150-5250	-3.5	-3.1
5250-5350	-1.7	-1.7
5500-5700	-1.6	-1.2
5725-5825	-1.9	-2.4

### 6.3. SOFTWARE AND FIRMWARE

The EUT firmware installed during testing was WiFi FW Version: 20\_94\_1\_15.

## 6.4. MAXIMUM OUTPUT POWER

The transmitter has a maximum conducted output power as follows:

### 5.2 GHz BAND (FCC)

Frequency Range (MHz)	Mode	Output Power (dBm)	Output Power (mW)
<b>5.2 GHz band, 1TX</b>			
5180-5240	802.11a	Covered by 802.11n HT20 1TX	
5180-5240	802.11n HT20	19.41	87.30
5190-5230	802.11n HT40	20.25	105.93
5180-5240	802.11ac VHT20	Covered by 802.11n HT20 1TX	
5190-5230	802.11ac VHT40	Covered by 802.11n HT40 1TX	
5210	802.11ac VHT80	16.39	43.55
5180-5240	802.11ax HE20	19.40	87.10
5190-5230	802.11ax HE40	20.23	105.44
5210	802.11ax HE80	16.22	41.88
<b>5.2 GHz band, 2TX</b>			
5180-5240	802.11n HT20 CDD	19.41	87.30
5180-5240	802.11n HT20 SDM	Covered by 802.11n HT20 2TX CDD	
5190-5230	802.11n HT40 CDD	22.34	171.40
5190-5230	802.11n HT40 SDM	Covered by 802.11n HT40 2TX CDD	
5180-5240	802.11ac VHT20 SDM/CDD	Covered by 802.11n HT20 2TX CDD	
5190-5230	802.11ac VHT40 SDM/CDD	Covered by 802.11n HT40 2TX CDD	
5210	802.11ac VHT80 CDD	18.25	66.83
5210	802.11ac VHT80 SDM	Covered by 802.11ac VHT80 2TX CDD	
5180-5240	802.11ax HE20 OFDMA	19.24	83.95
5190-5230	802.11ax HE40 OFDMA	22.23	167.11
5210	802.11ax HE80 OFDMA	18.19	65.92

**5.3 GHz BAND (FCC)**

Frequency Range (MHz)	Mode	Output Power (dBm)	Output Power (mW)
<b>5.3 GHz band, 1TX</b>			
5260 - 5320	802.11a	Covered by 802.11n HT20 1TX	
5260 - 5320	802.11n HT20	19.25	84.14
5260 - 5320	802.11ac VHT20	Covered by 802.11n HT20 1TX	
5270 - 5310	802.11n HT40	20.22	105.20
5270 - 5310	802.11ac VHT40	Covered by 802.11n HT40 1TX	
5290	802.11ac VHT80	16.75	47.32
5260 - 5320	802.11ax HE20	19.48	88.72
5270 - 5310	802.11ax HE40	20.22	105.20
5290	802.11ax HE80	16.78	47.64
<b>5.3 GHz band, 2TX</b>			
5260 - 5320	802.11n HT20 CDD	19.24	83.95
5260 - 5320	802.11n HT20 SDM	Covered by 802.11n HT20 2TX CDD	
5270 - 5310	802.11n HT40 CDD	22.22	166.72
5270 - 5310	802.11n HT40 SDM	Covered by 802.11n HT40 2TX CDD	
5260 - 5320	802.11ac VHT20 SDM/CDD	Covered by 802.11n HT20 2TX CDD	
5270 - 5310	802.11ac VHT40 SDM/CDD	Covered by 802.11n HT40 2TX CDD	
5290	802.11ac VHT80 CDD	19.21	83.37
5290	802.11ac VHT80 SDM	Covered by 802.11ac VHT80 2TX CDD	
5260 - 5320	802.11ax HE20 OFDMA	19.44	87.90
5270 - 5310	802.11ax HE40 OFDMA	22.22	166.72
5290	802.11ax HE80 OFDMA	18.68	73.79

**5.6 GHz BAND (FCC)**

Frequency Range (MHz)	Mode	Output Power (dBm)	Output Power (mW)
<b>5.6 GHz band, 1TX</b>			
5500-5720	802.11a	Covered by 802.11n HT20 1TX	
5500-5720	802.11n HT20	19.25	84.14
5500-5720	802.11ac VHT20	Covered by 802.11n HT20 1TX	
5510-5710	802.11n HT40	20.26	106.17
5510-5710	802.11ac VHT40	Covered by 802.11n HT40 1TX	
5530-5690	802.11ac VHT80	20.23	105.44
5500-5720	802.11ax HE20	19.43	87.70
5510-5710	802.11ax HE40	20.35	108.39
5530-5690	802.11ax HE80	20.28	106.66
<b>5.6 GHz band, 2TX</b>			
5500-5720	802.11n HT20 CDD	19.24	83.95
5500-5720	802.11n HT20 SDM	Covered by 802.11n HT20 2TX CDD	
5510-5710	802.11n HT40 CDD	22.23	167.11
5510-5710	802.11n HT40 SDM	Covered by 802.11n HT40 2TX CDD	
5500-5720	802.11ac VHT20 SDM/CDD	Covered by 802.11n HT20 2TX CDD	
5510-5710	802.11ac VHT40 SDM/CDD	Covered by 802.11n HT40 2TX CDD	
5530-5690	802.11ac VHT80 CDD	22.72	187.07
5530-5690	802.11ac VHT80 SDM	Covered by 802.11ac VHT80 2TX CDD	
5500-5720	802.11ax HE20 OFDMA	19.22	83.56
5510-5710	802.11ax HE40 OFDMA	22.25	167.88
5530-5690	802.11ax HE80 OFDMA	22.72	187.07

**5.8 GHz BAND (FCC)**

Frequency Range (MHz)	Mode	Output Power (dBm)	Output Power (mW)
<b>5.8 GHz band, 1TX</b>			
5745-5825	802.11a	Covered by 802.11n HT20 1TX	
5745-5825	802.11n HT20	21.23	132.74
5745-5825	802.11ac VHT20	Covered by 802.11n HT20 1TX	
5755-5795	802.11n HT40	20.23	105.44
5755-5795	802.11ac VHT40	Covered by 802.11n HT40 1TX	
5775	802.11ac VHT80	20.21	104.95
5745-5825	802.11ax HE20	21.29	134.59
5755-5795	802.11ax HE40	20.24	105.68
5775	802.11ax HE80	20.22	105.20
<b>5.8 GHz band, 2TX</b>			
5745-5825	802.11n HT20 CDD	24.22	264.24
5745-5825	802.11n HT20 SDM	Covered by 802.11n HT20 2TX CDD	
5755-5795	802.11n HT40 CDD	23.24	210.86
5755-5795	802.11n HT40 SDM	Covered by 802.11n HT40 2TX CDD	
5745-5825	802.11ac VHT20 SDM/CDD	Covered by 802.11n HT20 2TX CDD	
5755-5795	802.11ac VHT40 SDM/CDD	Covered by 802.11n HT40 2TX CDD	
5775	802.11ac VHT80 CDD	23.21	209.41
5775	802.11ac VHT80 SDM	Covered by 802.11ac VHT80 2TX CDD	
5745-5825	802.11ax HE20 OFDMA	24.28	267.92
5755-5795	802.11ax HE40 OFDMA	23.22	209.89
5775	802.11ax HE80 OFDMA	22.69	185.78

## 6.5. WORST-CASE CONFIGURATION AND MODE

The fundamental of the EUT was investigated in three orthogonal orientations X, Y and Z on ANT 6, ANT 5 and 2TX. It was determined that Y (Landscape) orientation was the worst-case orientation for ANT 6, and Z (Portrait) orientation for ANT 5 and 2TX.

802.11n 2TX and 802.11ax 2TX modes were used to perform on radiated harmonic spurious final test to cover all SISO modes. Max power was tuned to maximum based on among all the modes. For testing purposes, radiated harmonics spurious below 1GHz, 1-18GHz L/M/H channels, 18-40GHz, and power line conducted emissions were performed with the EUT set at the 2TX CDD mode among the CDD/SDM modes with power setting equal or higher than FCC conducted SISO modes as worst-case scenario.

For Radiated band edge test all test modes have been investigated with power setting equal or higher than FCC conducted SISO modes as worst-case scenario.

Below 1GHz tests were performed with EUT connected to AC power adapter as the worst case; and for above 1GHz, the worst-case configuration reported was tested with EUT only. For AC line conducted emission, test was investigated with AC power adapter and with laptop. There were no emissions found below 30MHz within 20dB of the limit.

Simultaneous transmission with the bluetooth was investigated, and no noticeable emission was found.

The output power and psd for the IEEE 802.11 ax mode were investigated between all different tones, and baseline investigation SU mode had the highest output power and the lowest tone had the highest PSD readings. Therefore, antenna port conducted tests were performed on both SU and lowest tones; radiated spurious emission and radiated band edge tests were performed on SU and lowest tones.

With same power on Full RU and SU higher data rate, investigation were performed on both band edge to determine the worst case, and SU mode was determined to be the worst case.

Low data rate was used to test on antenna port conducted tests and radiated spurious emissions since it has the highest maximum power. For radiated bandedge, the following are the worst-case data rates set for test:

802.11n HT20 mode: MCS7

802.11n HT40 mode: MCS7

802.11ac VHT80 mode: MCS9

802.11ax HE20/HE40/HE80 RU 26 Tones and SU mode: MCS11.

There are three vendors of the Wi-Fi/Bluetooth radio modules: variant 1, 2 and 3. The WiFi/BT radio modules have the same mechanical outline (e.g., the same package dimension and pin-out layout), use the same on-board antenna matching circuit, have an identical antenna structure, and are built and tested to conform to the same specifications and to operate within the same tolerances.

Baseline testing was performed on the three variants to determine the worst case on all conducted power and radiated emissions.

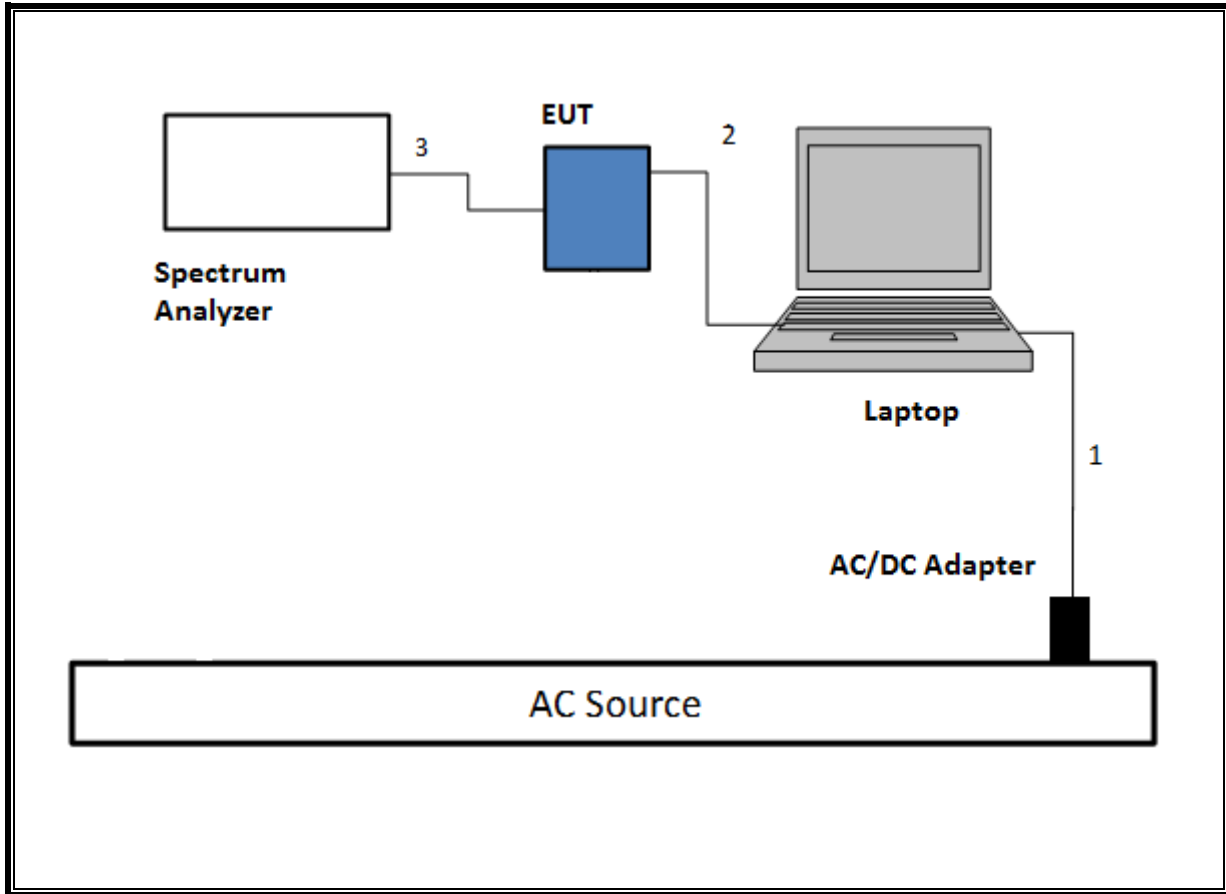
## 6.6. DESCRIPTION OF TEST SETUP

SUPPORT TEST EQUIPMENT						
Description	Manufacturer	Model	Serial Number	FCC ID/ DoC		
Laptop	Apple	Macbook Pro	C02YL3ZMJHC8	BCGA1989		
Laptop AC/DC adapter	Liteon Technology	A1424	NSW25679	DoC		
EUT AC/DC adapter	Apple	A1720	C3D8417A7R93KVPA8	DoC		
I/O CABLES (RF CONDUCTED TEST)						
Cable No.	Port	# of Identical Ports	Connector Type	Cable Type	Cable Length (m)	Remarks
1	AC	1	AC	Un-shielded	2	N/A
2	USB	1	USB	Shielded	1.0	N/A
3	Antenna	1	SMA	Un-shielded	0.2	To spectrum Analyzer
I/O CABLES (RF RADIATED AND AC LINE CONDUCTED TEST)						
Cable No.	Port	# of Identical Ports	Connector Type	Cable Type	Cable Length (m)	Remarks
1	AC	1	AC	Un-shielded	2	N/A
2	USB	1	USB	shielded	1	N/A

### TEST SETUP

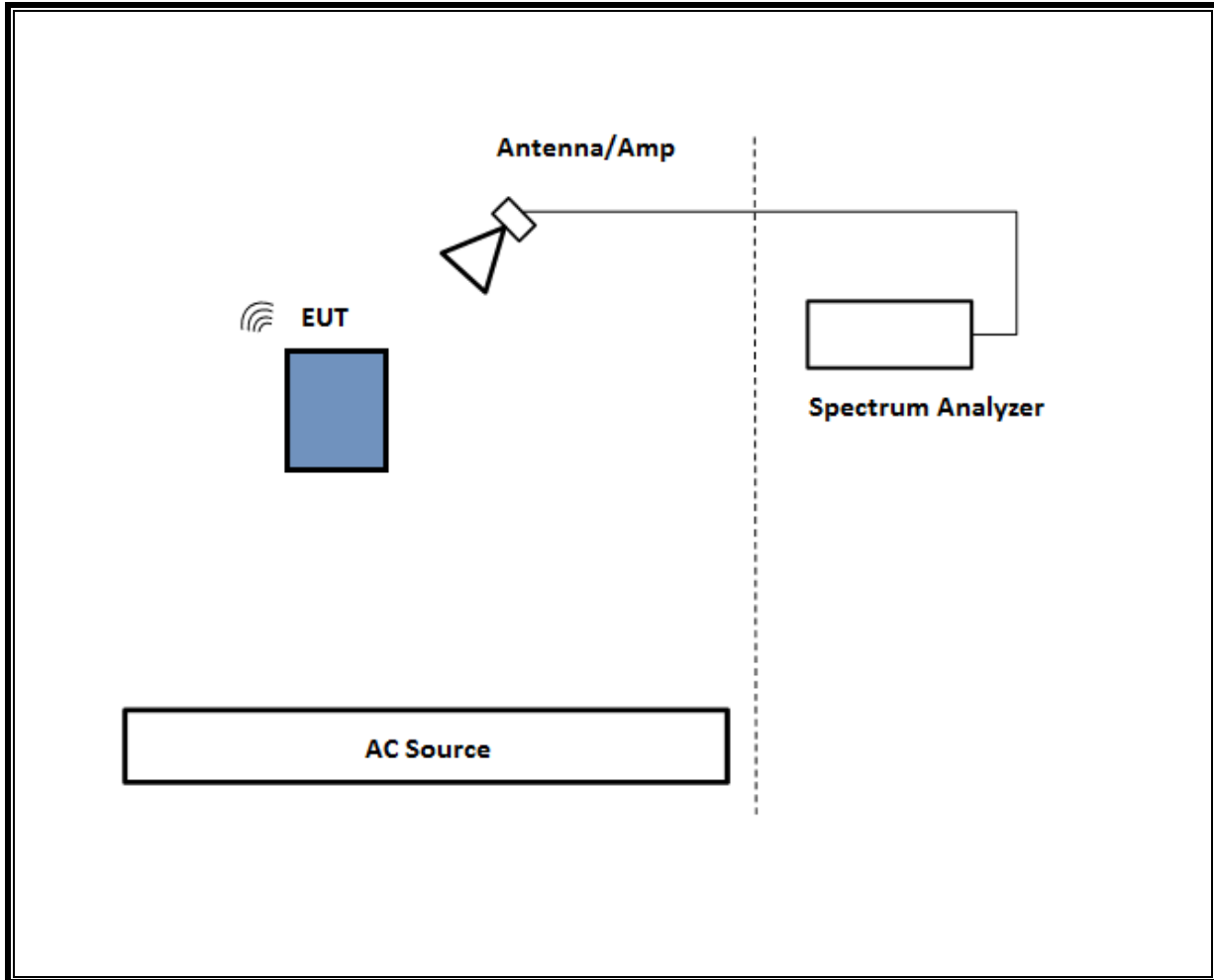
The EUT setup is shown as below. Test software exercised the radio card.

**SETUP DIAGRAM FOR CONDUCTED TESTS**

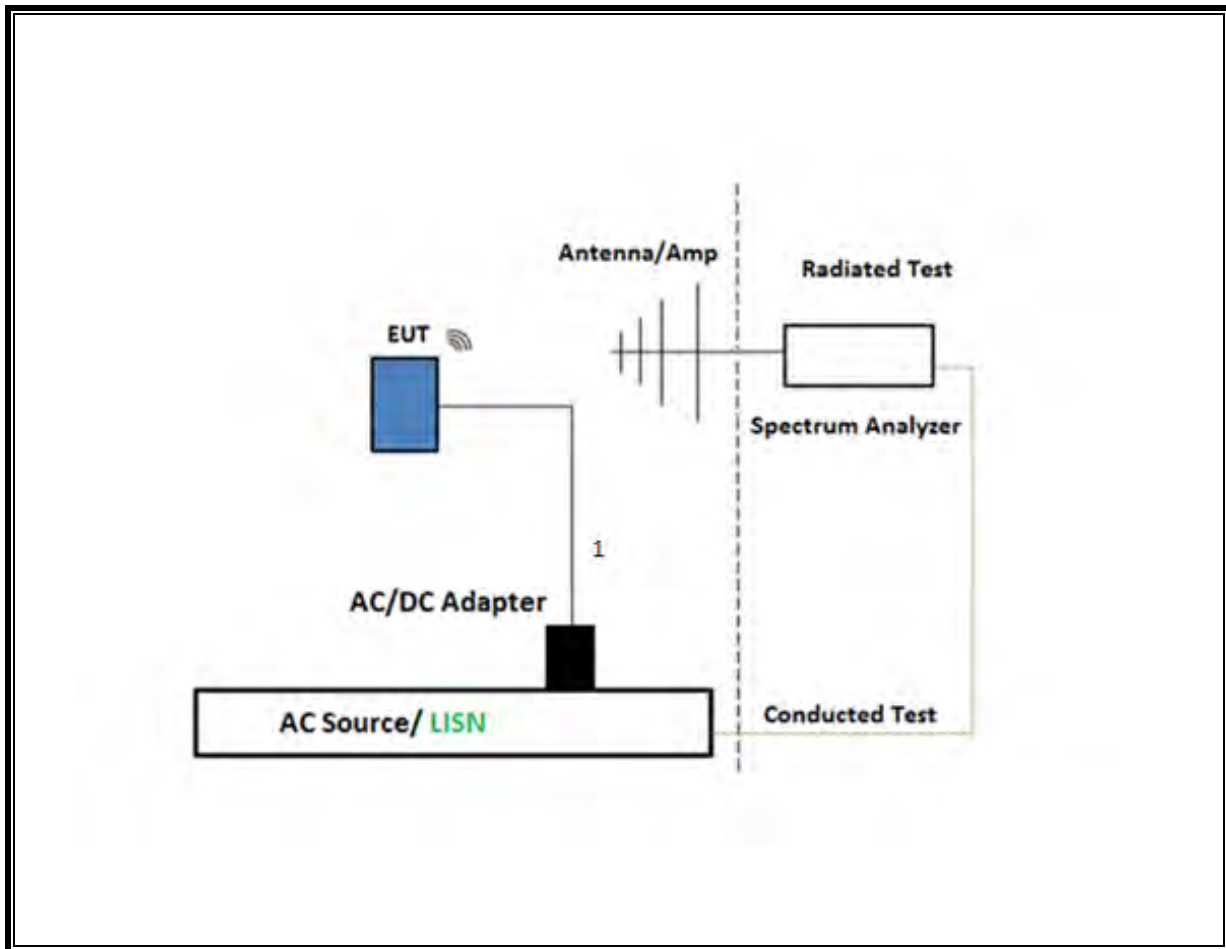




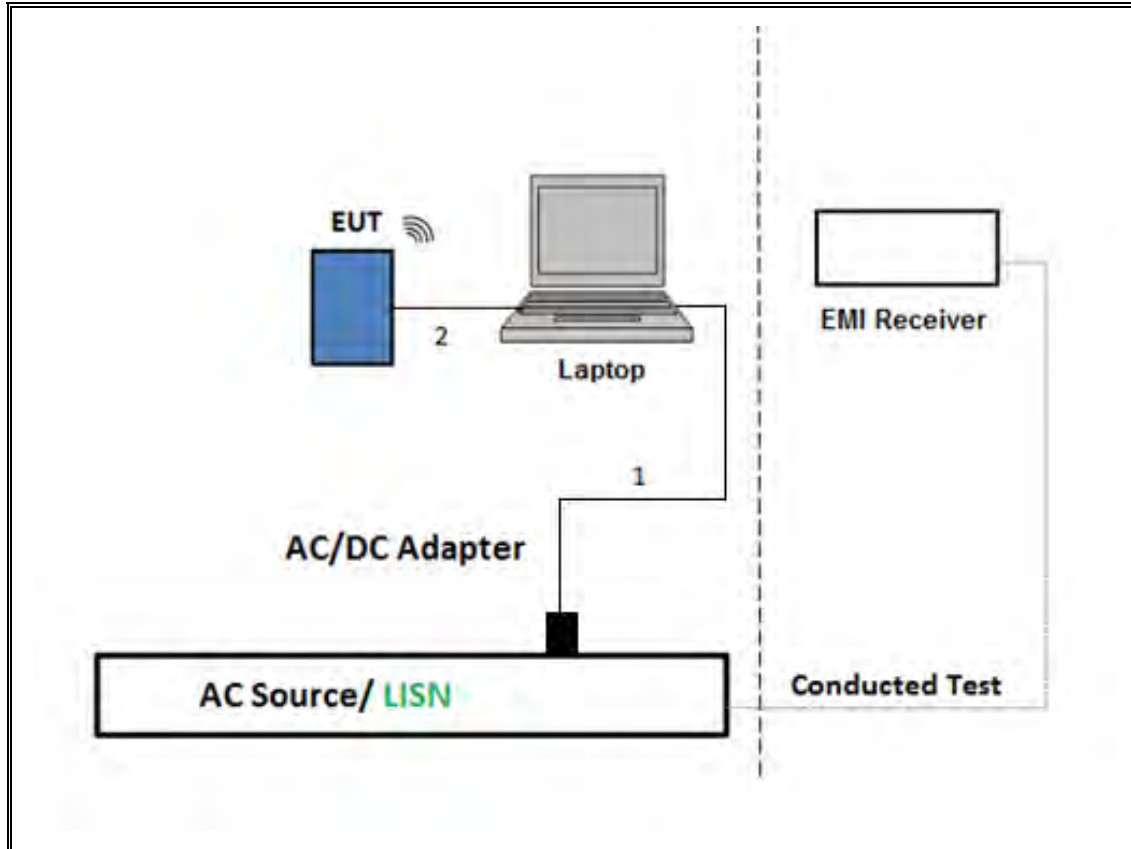
**SETUP DIAGRAM FOR RADIATED TESTS ABOVE 1GHz**



**SETUP DIAGRAM FOR BELOW 1GHz and AC LINE CONDUCTED TEST**



**TEST SETUP- AC LINE CONDUCTED: LAPTOP CONFIGURATION**



## 7. MEASUREMENT METHOD

On Time and Duty Cycle: KDB 789033 D02 v02r01, Section B.

6 dB Emission BW: KDB 789033 D02 v02r01, Section C.2

26 dB Emission BW: KDB 789033 D02 v02r01, Section C.1

99% Occupied BW: KDB 789033 D02 v02r01, Section D.

Conducted Output Power: KDB 789033 D02 v02r01, Section E.3.b (Method PM-G)

Power Spectral Density: KDB 789033 D02 v02r01, Section F

Unwanted emissions in restricted bands: KDB 789033 D02 v02r01, Sections G.3, G.4, G.5, and G.6.

Unwanted emissions in non-restricted bands: KDB 789033 D02 v02r01, Sections G.3, G.4, and G.5.

AC Power Line Conducted Emissions: ANSI C63.10-2013, Section 6.2.

Radiated Spurious Emissions Below 30MHz: ANSI C63.10-2013 Section 6.4

## 8. TEST AND MEASUREMENT EQUIPMENT

The following test and measurement equipment were utilized for the tests documented in this report:

TEST EQUIPMENT LIST					
Description	Manufacturer	Model	ID Num	Cal Due	Last Cal
RF Filter Box, 1-18GHz	UL-FR1	NA	PRE0183530	11/17/2022	11/17/2021
Spectrum Analyzer, PXA 3Hz to 44GHz	Keysight	N9030A	206415	03/17/2023	03/17/2022
Antenna, Horn 1-18GHz	ETS Lindgren	3117	200786	02/24/2023	02/24/2022
Antenna, Horn 1-18GHz	ETS-Lindgren	3117	81886	03/16/2023	03/16/2022
Antenna, Horn 1-18GHz	ETS-Lindgren	3117	41112	09/21/2022	09/21/2021
EMI Receiver	Rohde & Schwarz	ESW44	201497	02/18/2023	02/18/2022
RF Filter Box 1-18GHz	UL-FR1	SAC 6 Port rf Box	203984	02/12/2023	02/12/2022
Antenna, Horn 1-18GHz	ETS-Lindgren	3117	200895	10/13/2022	10/13/2021
RF Filter 1-18GHz	UL-FR1	SAC 6 port rf box	203957	02/12/2023	02/12/2022
EMI Receiver	Rohde & Schwarz	ESW44	201498	02/20/2023	02/20/2022
RF Filter Box	UL-FR1	NA	173233	10/23/2022	10/23/2021
Antenna, Horn 1-18GHz	ETS Lindgren	3117	200897	02/24/2023	02/24/2022
Spectrum Analyzer, PXA 3Hz to 44GHz	Keysight	N9030A	125188	01/30/2023	01/30/2022
EMI Receiver	Rohde & Schwarz	ESW44	201500	02/17/2023	02/17/2022
Antenna, Horn 1-18GHz	ETS-Lindgren	3117	206807	02/09/2023	02/09/2022
Filter Box 1-18GHz	UL-FR	NA	217063	04/07/2023	04/07/2022
Antenna	ETS-Lindgren	3117	206806	09/22/2022	09/22/2021
RF Filter Box, 1-18GHz	UL-FR1	N/A	171875	01/15/2023	01/15/2023
EMI Test Receiver	Rohde & Schwarz	ESW44	201501	02/19/2023	02/19/2022
Antenna, Horn 1-18GHz	ETS-Lindgren	3117	200785	10/13/2022	10/13/2021
RF Filter Box, 1-18GHz	UL-FR1	NA	207182	02/11/2023	02/11/2022
EMI Receiver	Rohde & Schwarz	ESW44	201499	02/17/2023	02/17/2022
Antenna, Broadband Hybrid, 30MHz to 2000MHz	Sunol Sciences Corp	JB1	80293	07/22/2022	07/22/2021
Amplifier 10KHz to 1GHz 32dB	Sonoma	310N	89831	07/21/2022	07/21/2021
*Antenna Horn, 18 to 26GHz	ARA	SWH-28	81139	05/25/2022	05/25/2021
Amplifier 18-26.5GHz, +5Vdc, 60dB min	AMPLICAL	AMP18G26.5- 60	215705	02/26/2023	02/26/2022
*Antenna, Horn 26.5 to 40GHz	ARA	MWH-2640/B	81105	05/25/2022	05/25/2021
*Amplifier, 26GHz to 40GHz	Miteq	TTA2640-35- HG	T1864	04/19/2022	04/19/2021
Power Meter, P-series single channel	Keysight	N1911A	PRE0177682	01/24/2023	01/24/2022
Power sensor	Keysight	N1921A	80119	01/25/2023	01/25/2022
Antenna, Passive Loop 100KHz to 30MHz	ETS-Lindgren	EM-6872	170015	07/29/2022	07/29/2021
Antenna, Passive Loop 30Hz to 1MHz	Electro-Metrics	EM-6871	170013	07/29/2022	07/29/2021
Spectrum Analyzer, PXA, 3Hz to 44GHz	Agilent (Keysight) Technologies	N9030A	90238	01/30/2023	01/30/2022

<b>AC Line Conducted</b>					
EMI Test Receiver 9kHz-7GHz	Rohde & Schwarz	ESR	T1436	02/21/2023	02/21/2022
*Power Cable, Line Conducted Emissions	UL	PR1	T861	10/27/2022	10/27/2021
LISN for Conducted Emissions CISPR-16	FISCHER CUSTOM COMMUNICATIONS	FCC-LISN-50/250-25-2-01-480V	175765	01/26/2023	01/26/2022
<b>UL AUTOMATION SOFTWARE</b>					
Radiated Software	UL	UL EMC	Ver 9.5, April 14, 2021		
Conducted Software	UL	UL EMC	21.4.21		
AC Line Conducted Software	UL	UL EMC	Ver 9.5, July 07, 2020		

Note: \*Testing is completed before equipment expiration date.

## 9. ANTENNA PORT TEST RESULTS

### 9.1. ON TIME AND DUTY CYCLE

#### LIMITS

None; for reporting purposes only.

#### PROCEDURE

KDB 558074 Zero-Span Spectrum Analyzer Method.

#### ON TIME AND DUTY CYCLE RESULTS

Mode	ON Time B (msec)	Period (msec)	Duty Cycle x (linear)	Duty Cycle (%)	Duty Cycle Correction Factor (dB)	1/B Minimum VBW (kHz)
<b>5GHz Band</b>						
802.11n HT20 CDD MCS0	0.974	1.006	0.968	96.82%	0.14	1.027
802.11n HT20 CDD MCS7	0.137	0.157	0.872	87.17%	0.60	7.321
802.11n HT40 CDD MCS0	0.495	0.519	0.954	95.37%	0.21	2.021
802.11n HT40 CDD MCS7	0.088	0.108	0.814	81.42%	0.89	11.393
802.11ac VHT80 CDD MCS0	0.256	0.278	0.922	92.22%	0.35	3.906
802.11ac VHT80 CDD MCS9	0.060	0.080	0.745	74.53%	1.28	0.017
802.11ax HE20 RU26 OFDMA, MCS0	3.994	4.027	0.992	99.18%	0.00	0.010
802.11ax HE20 RU26 OFDMA, MCS11	0.293	0.326	0.899	89.90%	0.46	3.415
802.11ax HE40 RU26 OFDMA, MCS0	3.958	4.026	0.983	98.31%	0.00	0.010
802.11ax HE40 RU26 OFDMA, MCS11	0.293	0.326	0.899	89.93%	0.46	3.415
802.11ax HE80 RU26 OFDMA, MCS0	3.967	4.023	0.986	98.61%	0.00	0.010
802.11ax HE80 RU26 OFDMA, MCS11	0.293	0.326	0.899	89.87%	0.46	3.414

Mode	ON Time B (msec)	Period (msec)	Duty Cycle x (linear)	Duty Cycle (%)	Duty Cycle Correction Factor (dB)	1/B Minimum VBW (kHz)
<b>5GHz Band</b>						
802.11ax HE20 SU OFDMA, MCS0	1.478	1.512	0.978	97.75%	0.10	0.677
802.11ax HE20 SU OFDMA, MCS11	0.146	0.168	0.868	86.85%	0.61	6.854
802.11ax HE40 SU OFDMA, MCS0	0.772	0.795	0.971	97.06%	0.13	1.295
802.11ax HE40 SU OFDMA, MCS11	0.101	0.122	0.832	83.18%	0.80	9.862
802.11ax HE80 SU OFDMA, MCS0	0.401	0.425	0.942	94.21%	0.26	2.496
802.11ax HE80 SU OFDMA, MCS11	0.082	0.103	0.799	79.85%	0.98	12.158
802.11n HT20 SDM MCS0	1.920	1.943	0.988	98.88%	0.00	0.010
802.11n HT40 SDM MCS0	0.500	0.523	0.956	95.56%	0.20	2.001
802.11ac VHT80 SDM MCS0	0.256	0.278	0.920	92.04%	0.36	3.911
802.11ax HE20 RU26 SDM MCS0	3.988	4.025	0.991	99.08%	0.00	0.010
802.11ax HE40 RU26 SDM MCS0	3.991	4.025	0.992	99.16%	0.00	0.010
802.11ax HE80 RU26 SDM MCS0	3.955	4.013	0.986	98.55%	0.00	0.010
802.11ax HE20 SDM MCS0	0.779	0.803	0.970	96.96%	0.13	1.285
802.11ax HE40 SDM MCS0	0.422	0.443	0.952	95.21%	0.21	2.372
802.11ax HE80 SDM MCS0	0.239	0.264	0.907	90.70%	0.42	4.184

Note: There are same duty cycle factor on 1TX and 2TX

**DUTY CYCLE PLOTS**



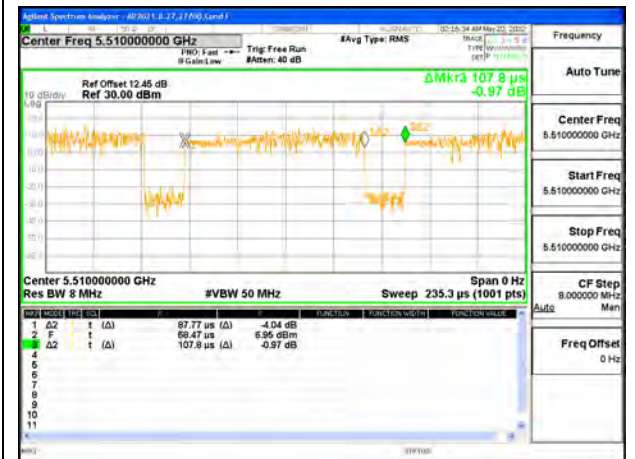
DUTY CYCLE 802.11n HT20 CDD MODE MCS0



DUTY CYCLE 802.11n HT20 CDD MODE MCS7



DUTY CYCLE 802.11n HT40 CDD MODE MCS0



DUTY CYCLE 802.11n HT40 CDD MODE MCS7



DUTY CYCLE 802.11ac VHT80 CDD MODE MCS0



DUTY CYCLE 802.11ac VHT80 CDD MODE MCS9





802.11ax HE20 RU26 OFDMA, MCS0



802.11ax HE20 RU26 OFDMA, MCS11



802.11ax HE40 RU26 OFDMA, MCS0



802.11ax HE40 RU26 OFDMA, MCS11



802.11ax HE80 RU26 OFDMA, MCS0



802.11ax HE80 RU26 OFDMA, MCS11



802.11ax HE20 SU OFDMA, MCS0



802.11ax HE20 SU OFDMA, MCS11



802.11ax HE40 SU OFDMA, MCS0



802.11ax HE40 SU OFDMA, MCS11



802.11ax HE80 SU OFDMA, MCS0



802.11ax HE80 SU OFDMA, MCS11





802.11n HT20 SDM MCS0



802.11n HT40 SDM MCS0



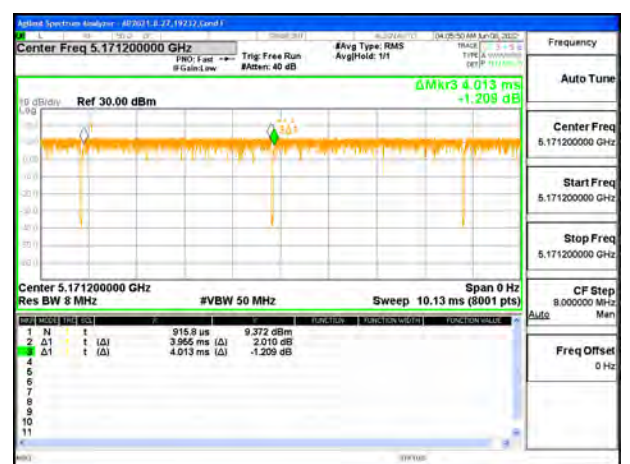
802.11ac VHT80 SDM MCS0



802.11ax HE20 RU26 SDM MCS0



802.11ax HE40 RU26 SDM MCS0



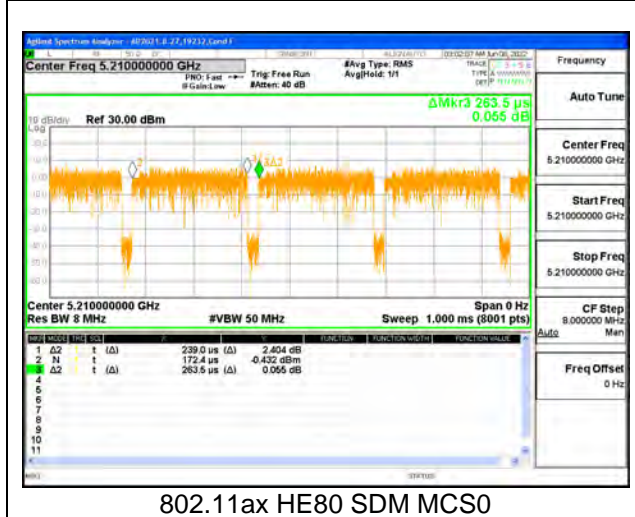
802.11ax HE80 RU26 SDM MCS0



802.11ax HE20 SDM MCS0



802.11ax HE40 SDM MCS0



802.11ax HE80 SDM MCS0

## 9.2. 26 dB and 99% BANDWIDTH

### LIMITS

None; for reporting purposes only.

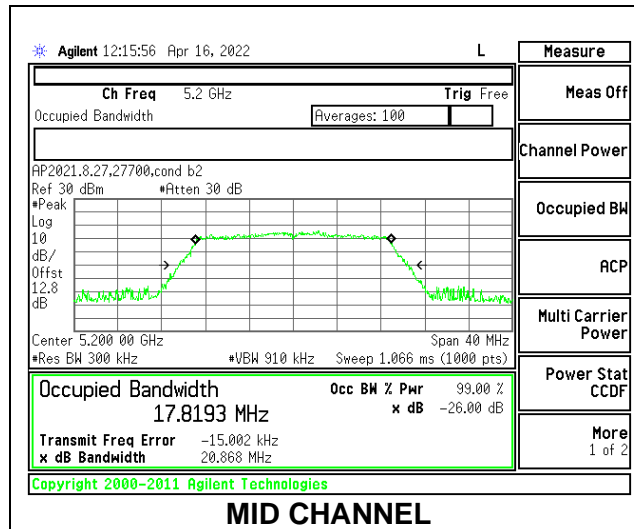
### RESULTS

<b>ID:</b>	27700	<b>Date:</b>	04/16/22
------------	-------	--------------	----------

### 9.2.1. 802.11n HT20 MODE IN THE 5.2 GHz BAND

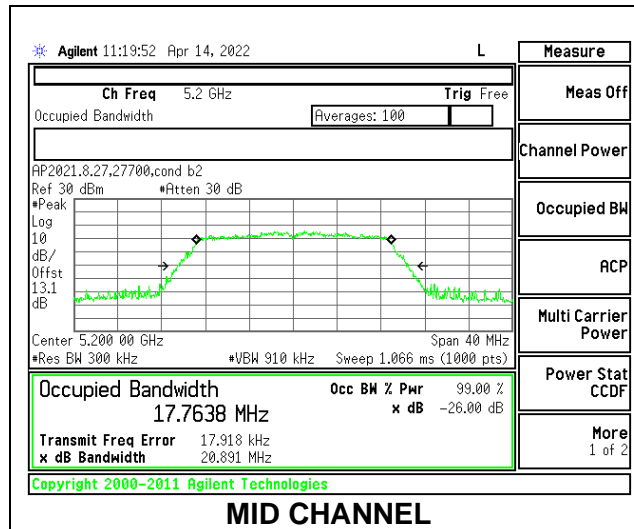
#### 1TX Antenna 6 MODE

Channel	Frequency (MHz)	26dB Bandwidth (MHz)	99% Bandwidth (MHz)
Low	5180	20.943	17.9345
Mid	5200	20.868	17.8193
High	5240	20.895	17.7659



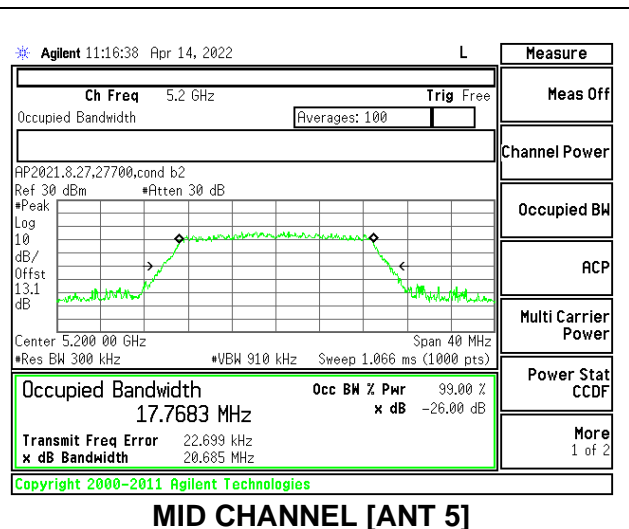
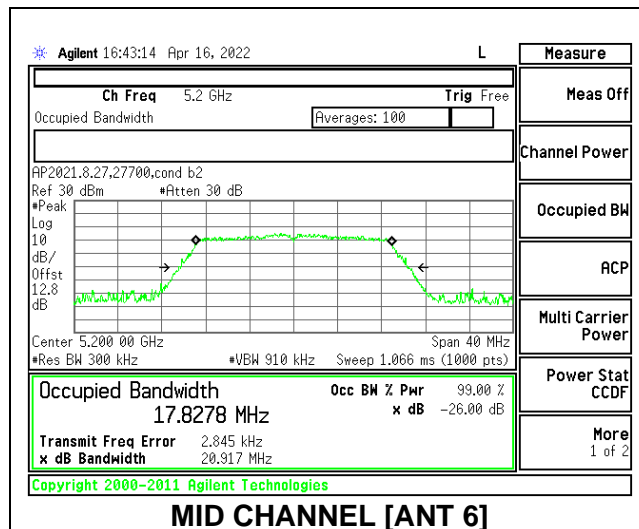
**1TX Antenna 5 MODE**

Channel	Frequency (MHz)	26dB Bandwidth (MHz)	99% Bandwidth (MHz)
Low	5180	21.200	17.8602
Mid	5200	20.891	17.7638
High	5240	20.886	17.7739



**2TX Antenna 6 + Antenna 5 CDD MODE**

Channel	Frequency (MHz)	26dB Bandwidth Antenna 6 (MHz)	26dB Bandwidth Antenna 5 (MHz)	99% Bandwidth Antenna 6 (MHz)	99% Bandwidth Antenna 5 (MHz)
Low	5180	21.300	21.141	17.9195	17.8044
Mid	5200	20.917	20.685	17.8278	17.7683
High	5240	21.002	20.925	17.8139	17.7373



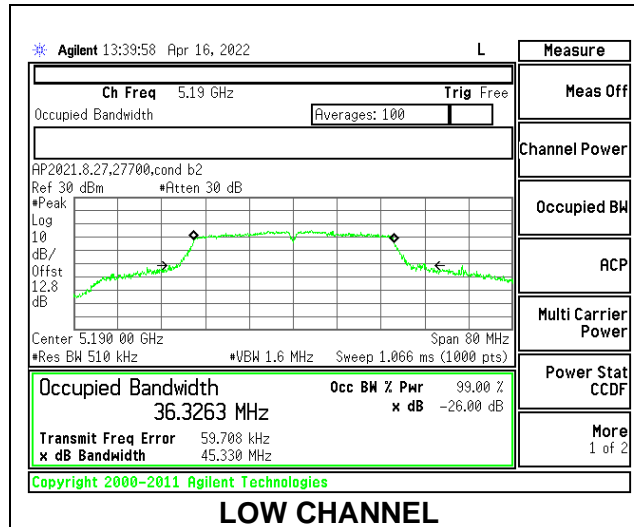




### 9.2.2. 802.11n HT40 MODE IN THE 5.2 GHz BAND

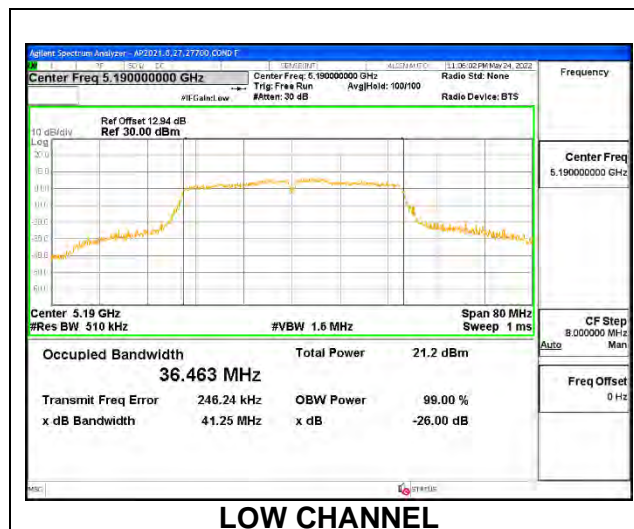
#### 1TX Antenna 6 MODE

Channel	Frequency (MHz)	26dB Bandwidth (MHz)	99% Bandwidth (MHz)
Low	5190	45.330	36.3263
High	5230	40.81	36.245



#### 1TX Antenna 5 MODE

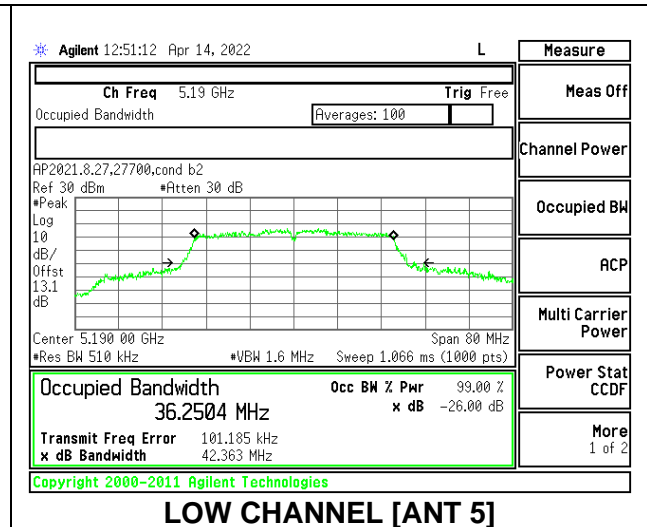
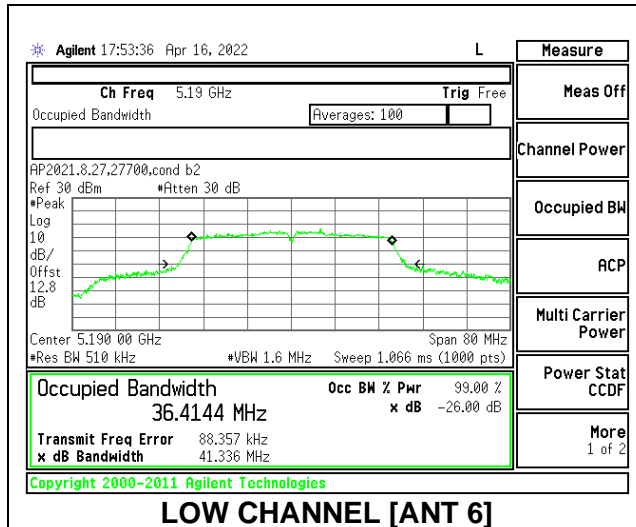
Channel	Frequency (MHz)	26dB Bandwidth (MHz)	99% Bandwidth (MHz)
Low	5190	41.25	36.463
High	5230	40.924	36.1803





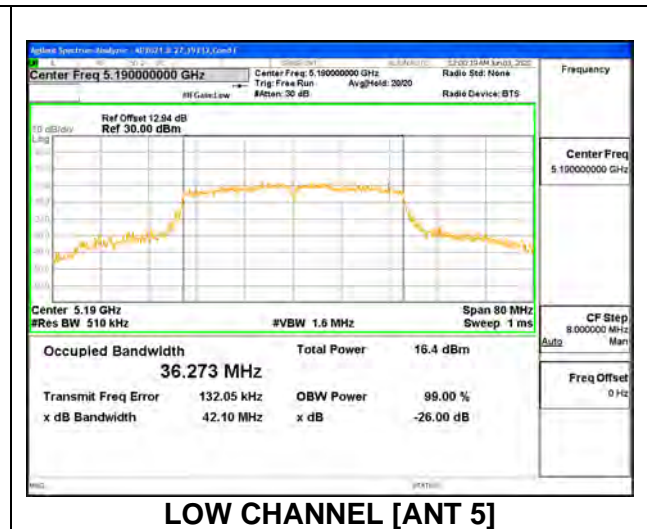
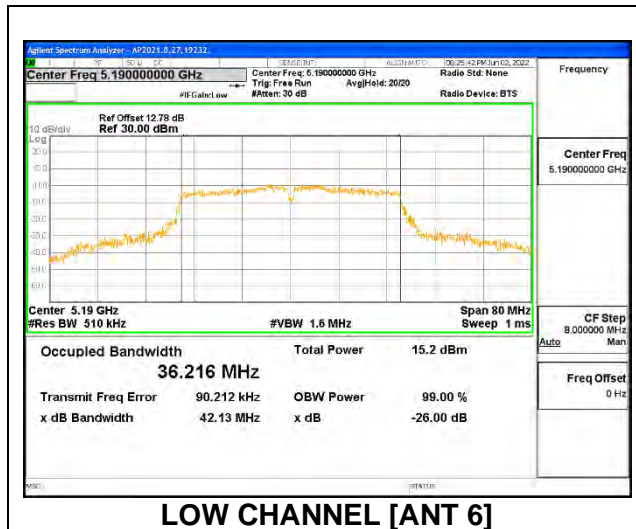
**2TX Antenna 6 + Antenna 5 CDD MODE**

Channel	Frequency (MHz)	26dB Bandwidth Antenna 6 (MHz)	26dB Bandwidth Antenna 5 (MHz)	99% Bandwidth Antenna 6 (MHz)	99% Bandwidth Antenna 5 (MHz)
Low	5190	41.336	42.363	36.4144	36.2504
High	5230	41.053	40.402	36.2455	36.1882



**2TX Antenna 6 + Antenna 5 SDM MODE**

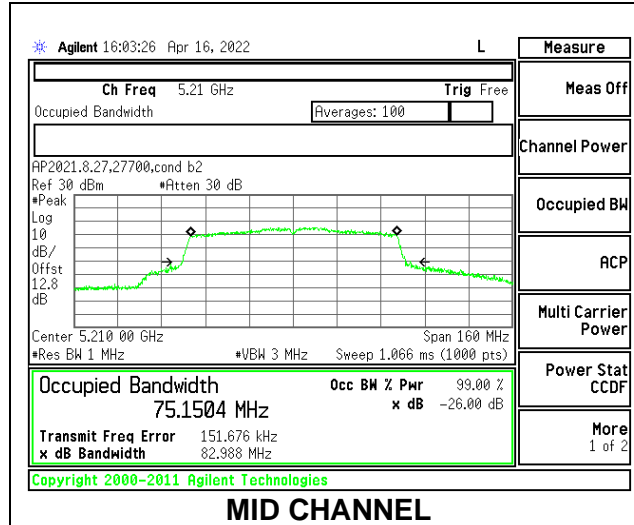
Channel	Frequency (MHz)	26dB Bandwidth Antenna 6 (MHz)	26dB Bandwidth Antenna 5 (MHz)	99% Bandwidth Antenna 6 (MHz)	99% Bandwidth Antenna 5 (MHz)
Low	5190	42.13	42.10	36.216	36.273
High	5230	40.53	40.56	36.155	36.092



### 9.2.3. 802.11ac VHT80 MODE IN THE 5.2 GHz BAND

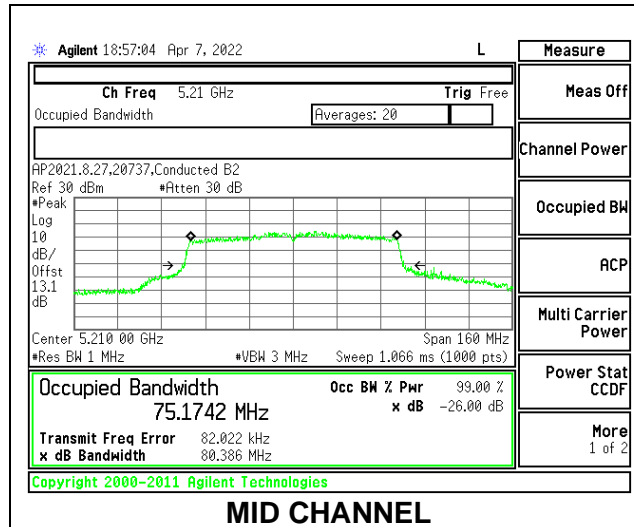
#### 1TX Antenna 6 MODE

Channel	Frequency (MHz)	26dB Bandwidth (MHz)	99% Bandwidth (MHz)
Mid	5210	82.988	75.1504



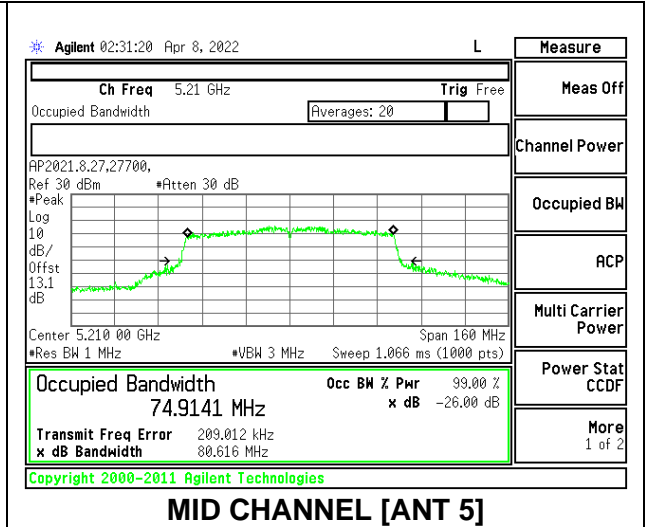
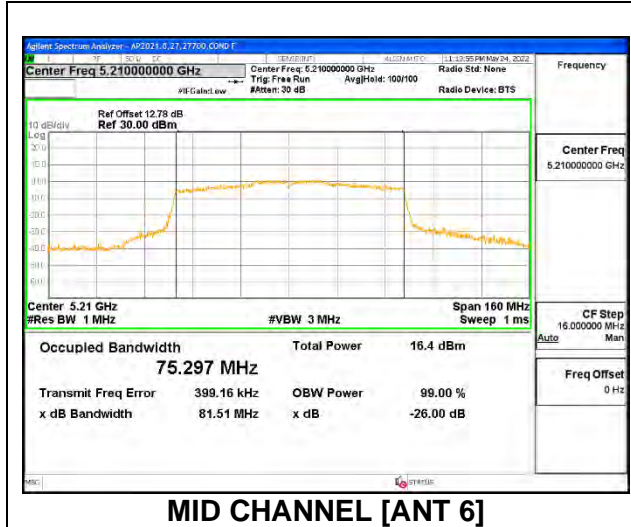
#### 1TX Antenna 5 MODE

Channel	Frequency (MHz)	26dB Bandwidth (MHz)	99% Bandwidth (MHz)
Mid	5210	80.386	75.1742



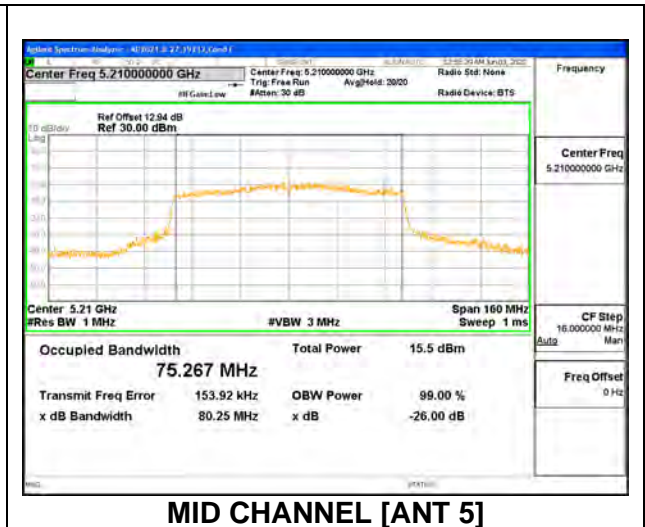
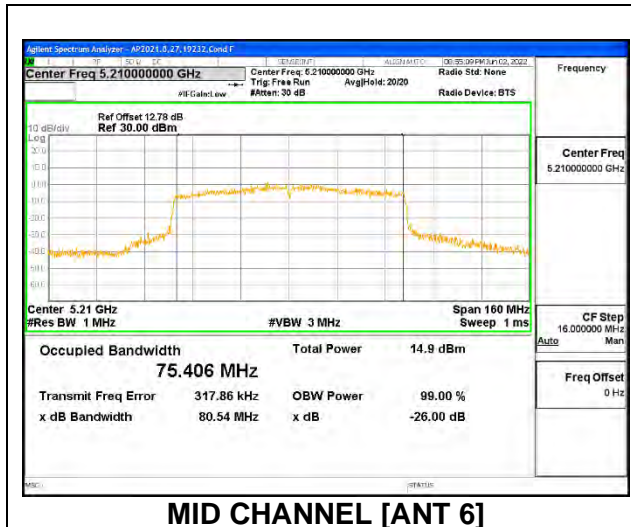
**2TX Antenna 6 + Antenna 5 CDD MODE**

Channel	Frequency (MHz)	26dB Bandwidth Antenna 6 (MHz)	26dB Bandwidth Antenna 5 (MHz)	99% Bandwidth Antenna 6 (MHz)	99% Bandwidth Antenna 5 (MHz)
Mid	5210	81.51	80.616	75.297	74.9141



**2TX Antenna 6 + Antenna 5 SDM MODE**

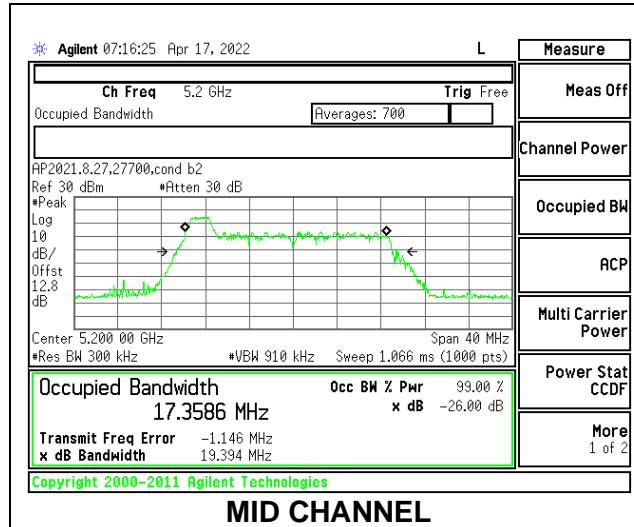
Channel	Frequency (MHz)	26dB Bandwidth Antenna 6 (MHz)	26dB Bandwidth Antenna 5 (MHz)	99% Bandwidth Antenna 6 (MHz)	99% Bandwidth Antenna 5 (MHz)
Mid	5210	80.54	80.25	75.406	75.267



### 9.2.4. 802.11ax HE20 MODE IN THE 5.2 GHz BAND

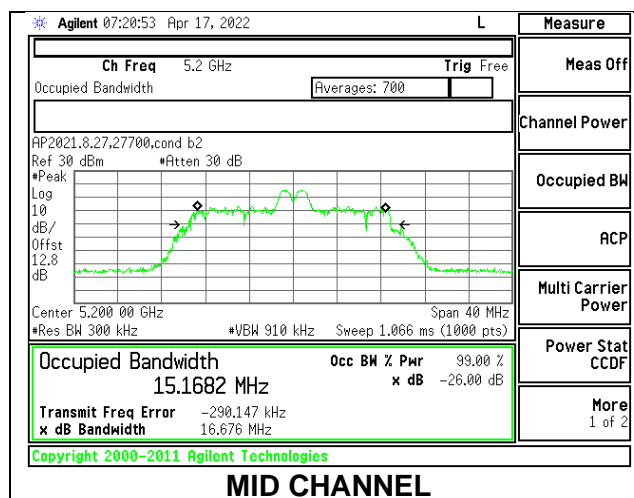
#### 1TX Antenna 6 MODE: 26 Tones, RU Index 0

Channel	Frequency (MHz)	26dB Bandwidth (MHz)	99% Bandwidth (MHz)
Low	5180	19.610	17.4558
Mid	5200	19.394	17.3586
High	5240	18.922	17.1862



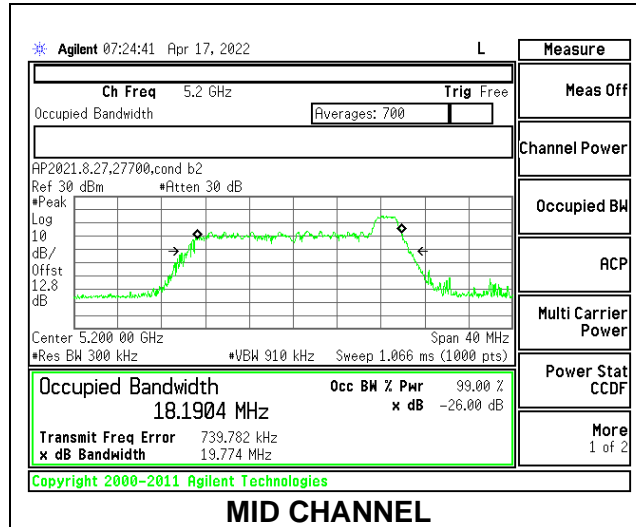
#### 1TX Antenna 6 MODE: 26 Tones, RU Index 4

Channel	Frequency (MHz)	26dB Bandwidth (MHz)	99% Bandwidth (MHz)
Low	5180	17.893	16.1854
Mid	5200	16.676	15.1682
High	5240	17.579	16.2066



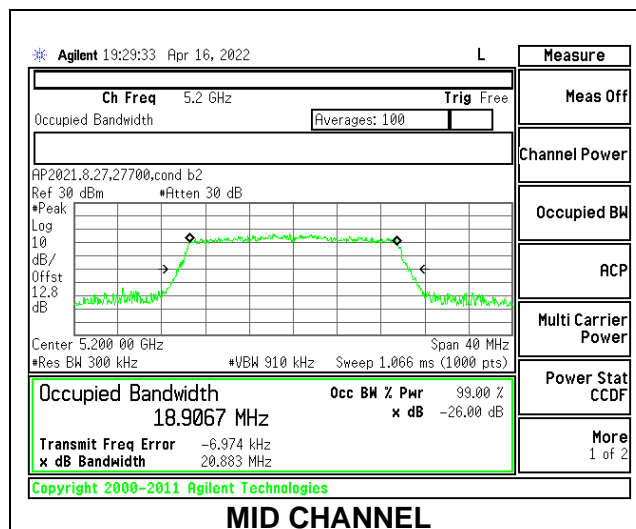
**1TX Antenna 6 MODE: 26 Tones, RU Index 8**

Channel	Frequency (MHz)	26dB Bandwidth (MHz)	99% Bandwidth (MHz)
Low	5180	20.306	18.3414
Mid	5200	19.774	18.1904
High	5240	20.111	18.1819



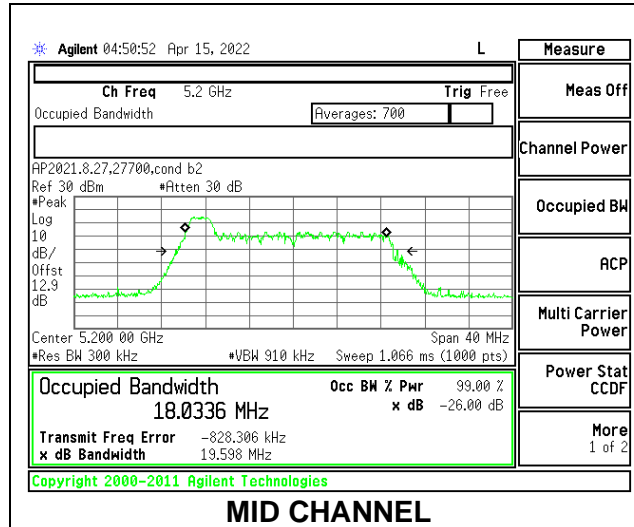
**1TX Antenna 6 MODE: SU Mode**

Channel	Frequency (MHz)	26dB Bandwidth (MHz)	99% Bandwidth (MHz)
Low	5180	21.060	18.9469
Mid	5200	20.883	18.9067
High	5240	20.699	18.9380



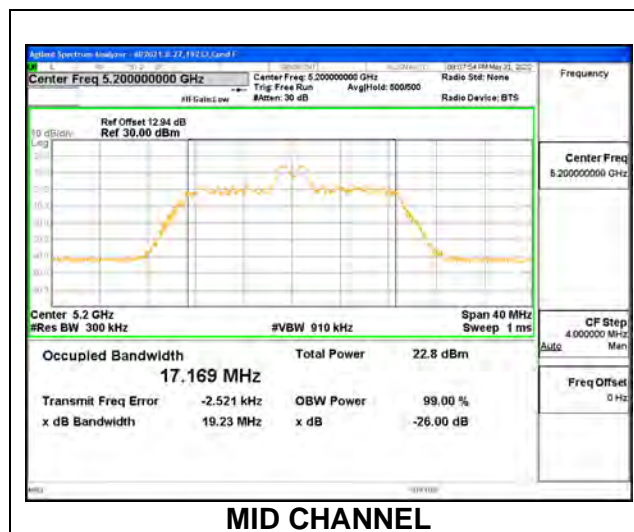
**1TX Antenna 5 MODE: 26 Tones, RU Index 0**

Channel	Frequency (MHz)	26dB Bandwidth (MHz)	99% Bandwidth (MHz)
Low	5180	19.189	17.8965
Mid	5200	19.598	18.0336
High	5240	20.10	18.369



**1TX Antenna 5 MODE: 26 Tones, RU Index 4**

Channel	Frequency (MHz)	26dB Bandwidth (MHz)	99% Bandwidth (MHz)
Low	5180	19.22	17.238
Mid	5200	19.23	17.169
High	5240	19.14	17.221





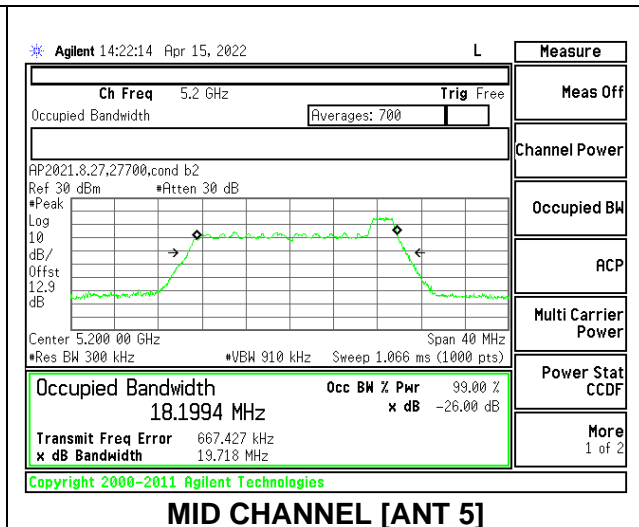
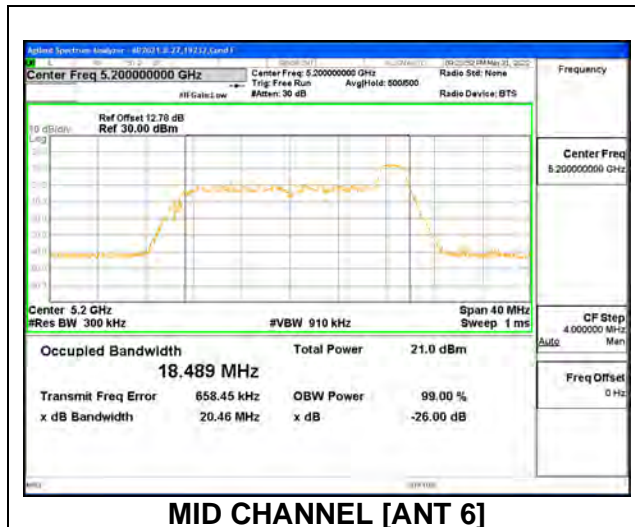






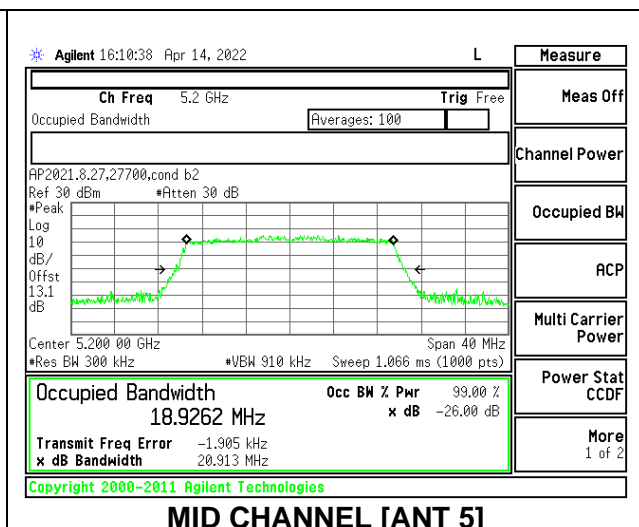
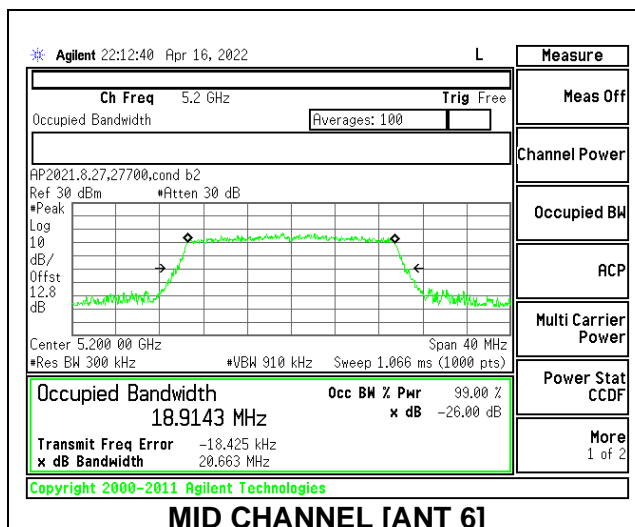
**2TX Antenna 6 + Antenna 5 OFDMA MODE: 26 Tones, RU Index 8**

Channel	Frequency (MHz)	26dB Bandwidth Antenna 6 (MHz)	26dB Bandwidth Antenna 5 (MHz)	99% Bandwidth Antenna 6 (MHz)	99% Bandwidth Antenna 5 (MHz)
Low	5180	19.601	19.795	17.8048	18.2295
Mid	5200	20.46	19.718	18.489	18.1994
High	5240	20.64	19.799	18.532	18.3227



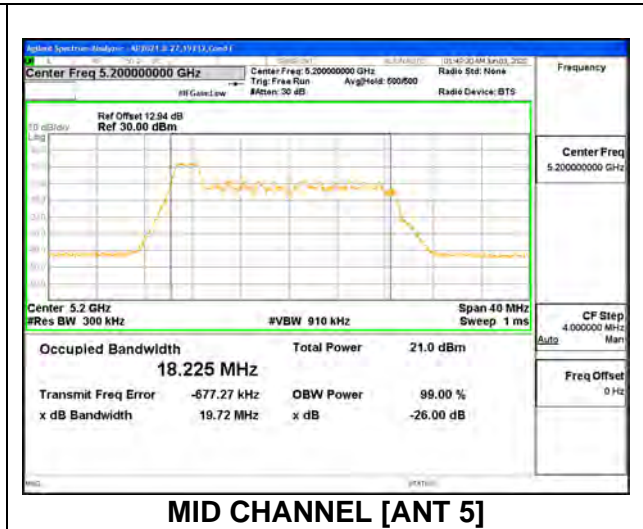
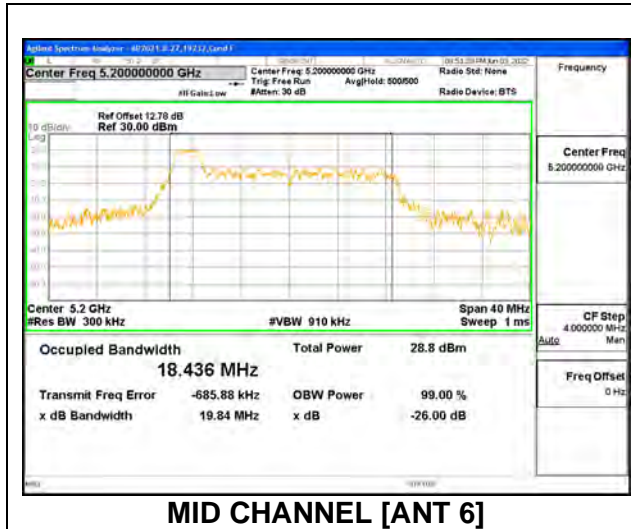
**2TX Antenna 6 + Antenna 5 OFDMA MODE: SU Mode**

Channel	Frequency (MHz)	26dB Bandwidth Antenna 6 (MHz)	26dB Bandwidth Antenna 5 (MHz)	99% Bandwidth Antenna 6 (MHz)	99% Bandwidth Antenna 5 (MHz)
Low	5180	21.755	21.166	18.8850	18.9675
Mid	5200	20.663	20.913	18.9143	18.9262
High	5240	20.716	20.688	18.9593	18.9285



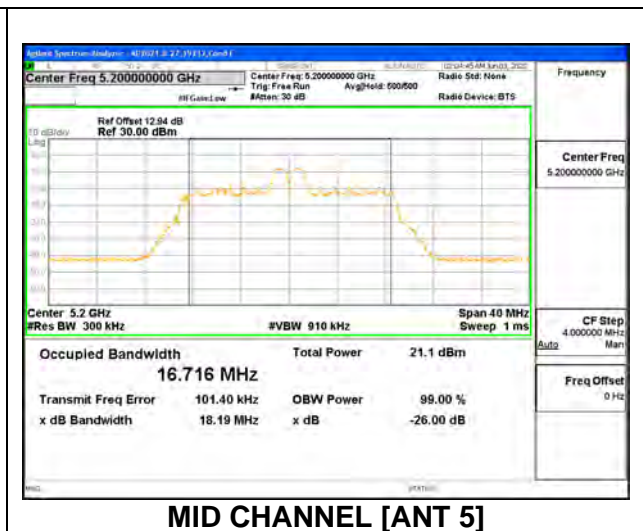
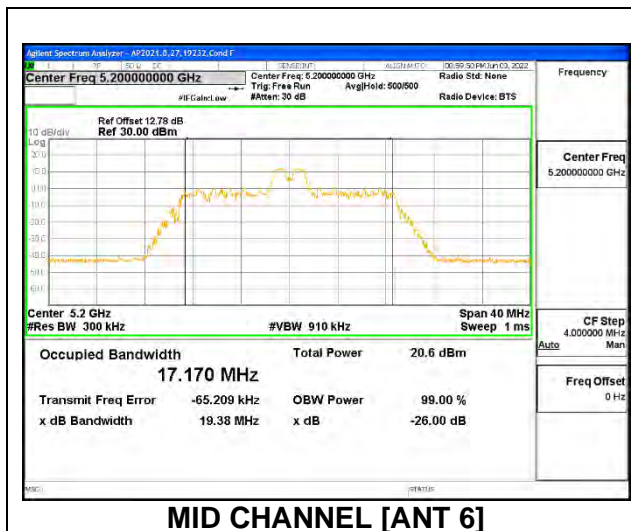
**2TX Antenna 6 + Antenna 5 SDM MODE: 26 Tones, RU Index 0**

Channel	Frequency (MHz)	26dB Bandwidth Antenna 6 (MHz)	26dB Bandwidth Antenna 5 (MHz)	99% Bandwidth Antenna 6 (MHz)	99% Bandwidth Antenna 5 (MHz)
Low	5180	19.65	19.76	18.278	18.398
Mid	5200	19.84	19.72	18.436	18.225
High	5240	19.96	19.63	18.439	18.345



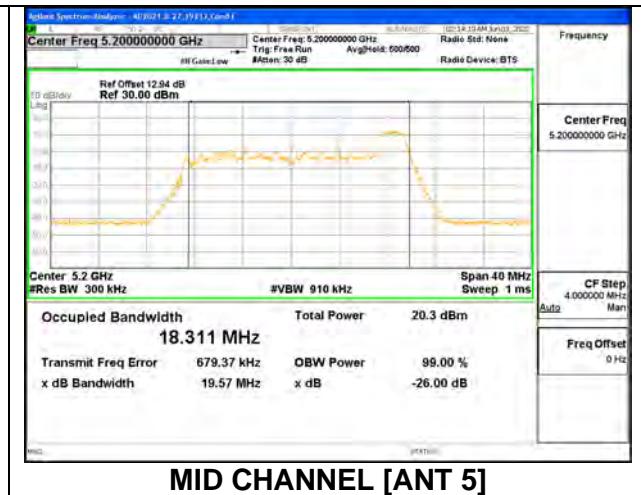
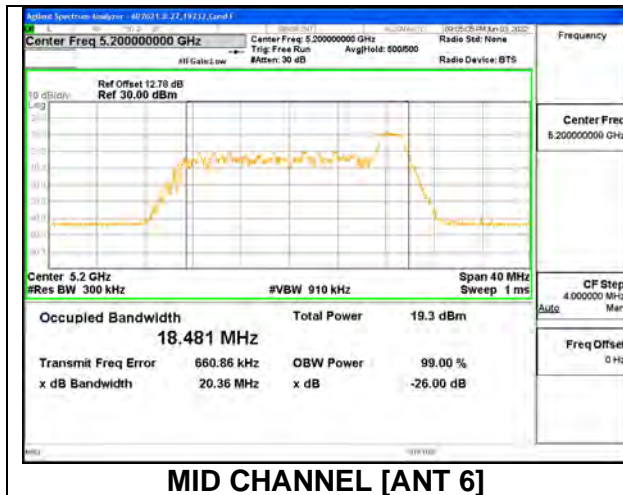
**2TX Antenna 6 + Antenna 5 SDM MODE: 26 Tones, RU Index 4**

Channel	Frequency (MHz)	26dB Bandwidth Antenna 6 (MHz)	26dB Bandwidth Antenna 5 (MHz)	99% Bandwidth Antenna 6 (MHz)	99% Bandwidth Antenna 5 (MHz)
Low	5180	18.54	19.01	17.115	17.114
Mid	5200	19.38	18.19	17.170	16.716
High	5240	18.84	18.18	17.133	16.755



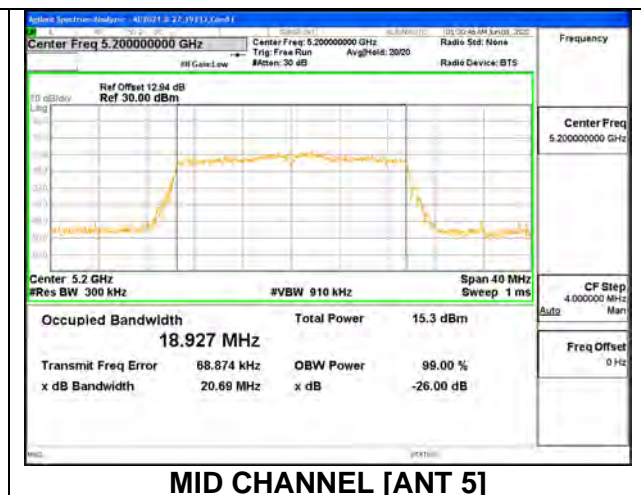
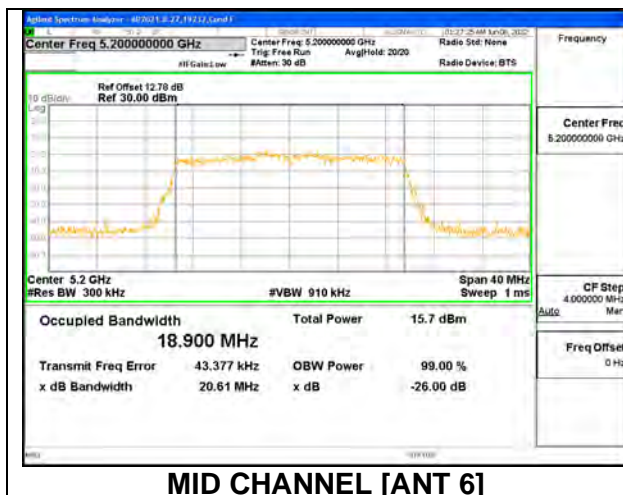
**2TX Antenna 6 + Antenna 5 SDM MODE: 26 Tones, RU Index 8**

Channel	Frequency (MHz)	26dB Bandwidth Antenna 6 (MHz)	26dB Bandwidth Antenna 5 (MHz)	99% Bandwidth Antenna 6 (MHz)	99% Bandwidth Antenna 5 (MHz)
Low	5180	20.31	19.81	18.401	18.225
Mid	5200	20.36	19.57	18.481	18.311
High	5240	20.50	19.79	18.582	18.421



**2TX Antenna 6 + Antenna 5 SDM MODE: SU Mode**

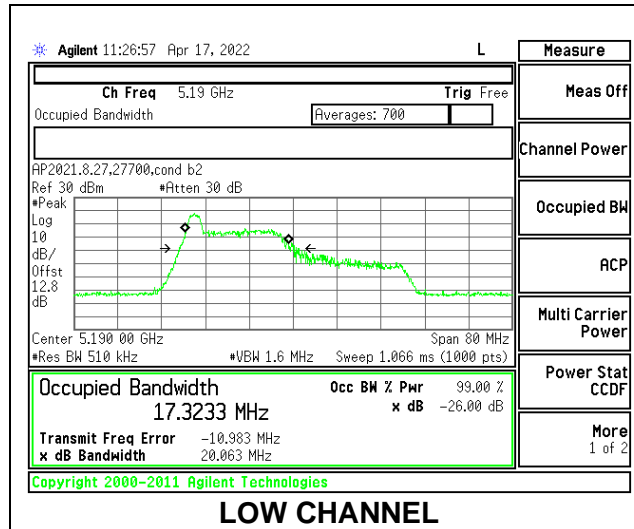
Channel	Frequency (MHz)	26dB Bandwidth Antenna 6 (MHz)	26dB Bandwidth Antenna 5 (MHz)	99% Bandwidth Antenna 6 (MHz)	99% Bandwidth Antenna 5 (MHz)
Low	5180	20.83	20.64	18.960	18.932
Mid	5200	20.61	20.69	18.900	18.927
High	5240	20.67	20.86	18.904	18.874



9.2.5. 802.11ax HE40 MODE IN THE 5.2 GHz BAND

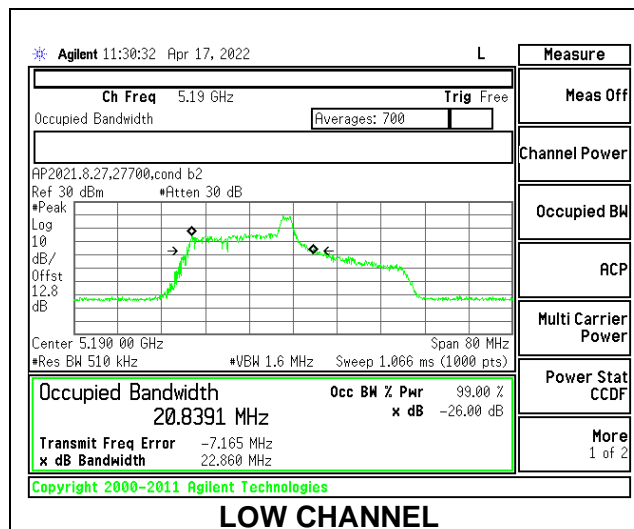
1TX Antenna 6 MODE: 26 Tones, RU Index 0

Channel	Frequency (MHz)	26dB Bandwidth (MHz)	99% Bandwidth (MHz)
Low	5190	20.063	17.3233
High	5230	20.53	18.662



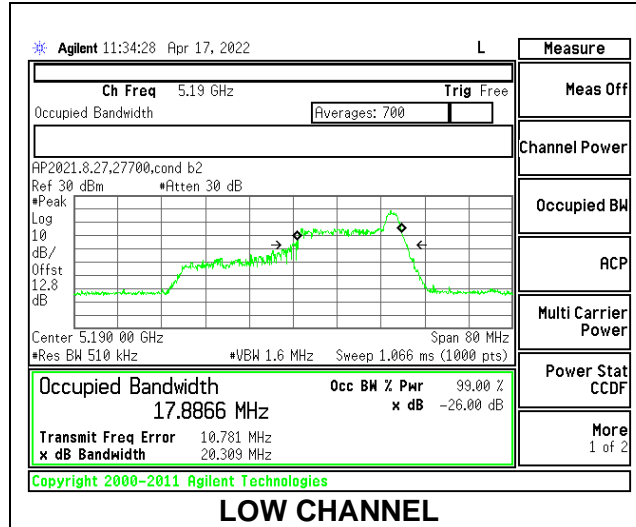
1TX Antenna 6 MODE: 26 Tones, RU Index 8

Channel	Frequency (MHz)	26dB Bandwidth (MHz)	99% Bandwidth (MHz)
Low	5190	22.860	20.8391
High	5230	23.99	21.970



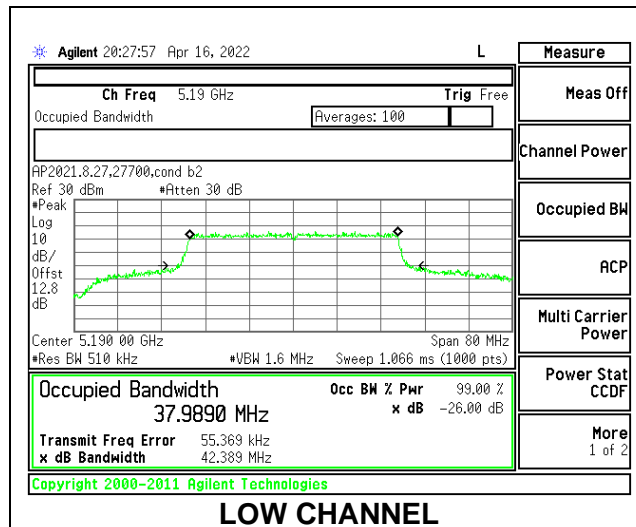
**1TX Antenna 6 MODE: 26 Tones, RU Index 17**

Channel	Frequency (MHz)	26dB Bandwidth (MHz)	99% Bandwidth (MHz)
Low	5190	20.309	17.8866
High	5230	20.89	18.801



**1TX Antenna 6 MODE: SU Mode**

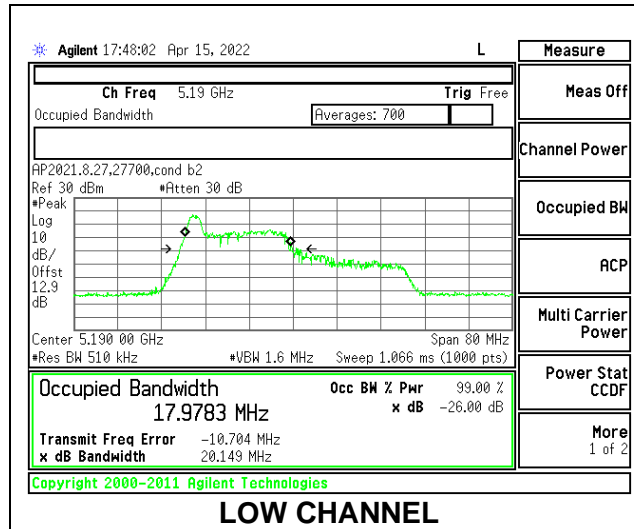
Channel	Frequency (MHz)	26dB Bandwidth (MHz)	99% Bandwidth (MHz)
Low	5190	42.389	37.9890
High	5230	41.186	37.8421





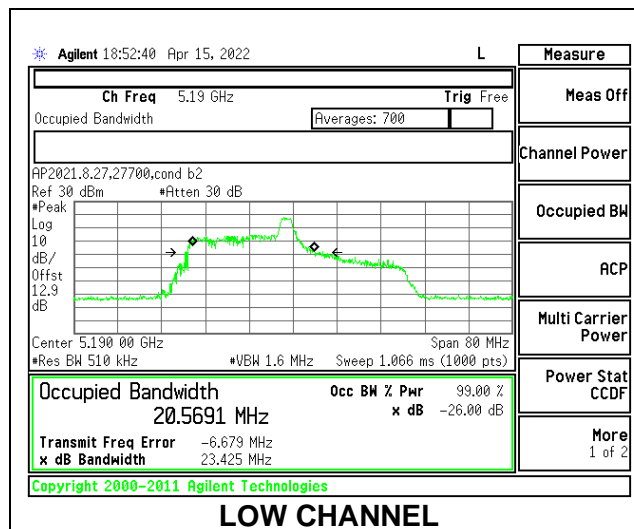
**1TX Antenna 5 MODE: 26 Tones, RU Index 0**

Channel	Frequency (MHz)	26dB Bandwidth (MHz)	99% Bandwidth (MHz)
Low	5190	20.149	17.9783
High	5230	20.667	16.8529



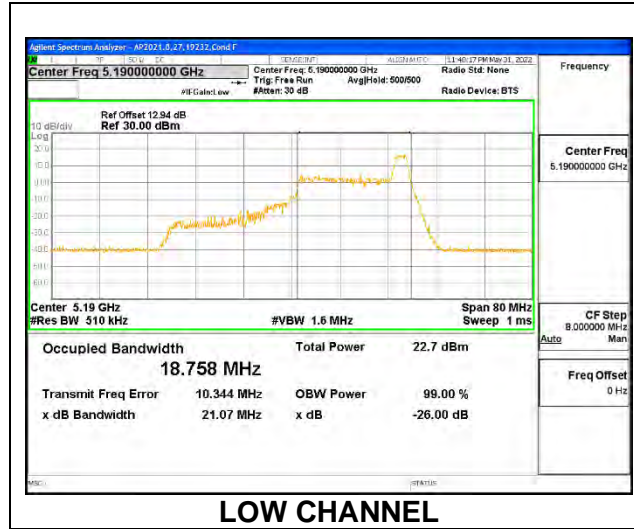
**1TX Antenna 5 MODE: 26 Tones, RU Index 8**

Channel	Frequency (MHz)	26dB Bandwidth (MHz)	99% Bandwidth (MHz)
Low	5190	23.425	20.5691
High	5230	24.40	21.684



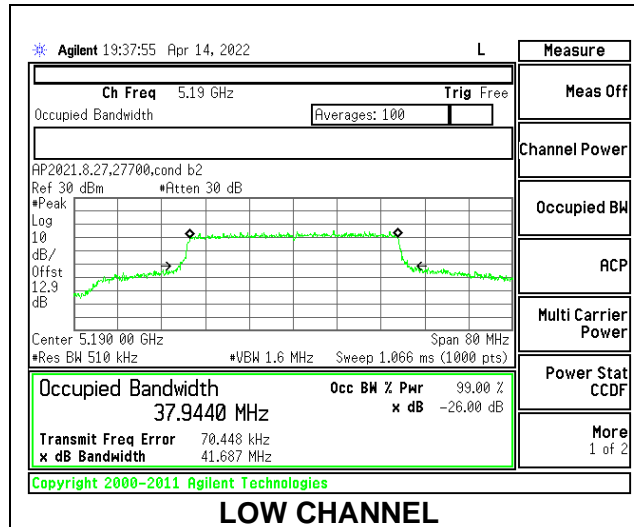
**1TX Antenna 5 MODE: 26 Tones, RU Index 17**

Channel	Frequency (MHz)	26dB Bandwidth (MHz)	99% Bandwidth (MHz)
Low	5190	21.07	18.758
High	5230	19.854	17.2792



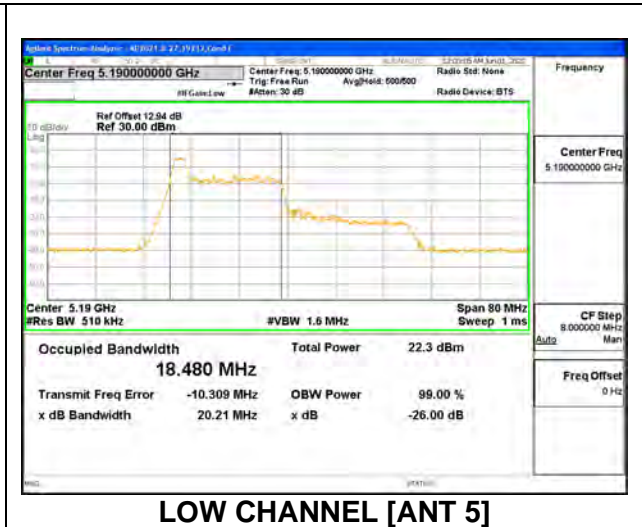
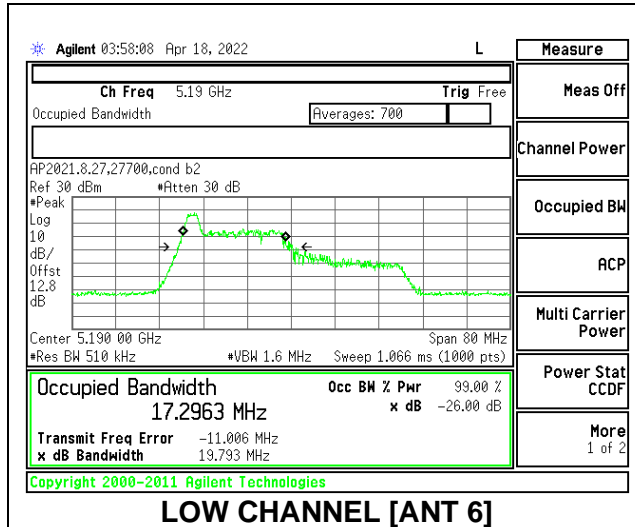
**1TX Antenna 5 MODE: SU Mode**

Channel	Frequency (MHz)	26dB Bandwidth (MHz)	99% Bandwidth (MHz)
Low	5190	41.687	37.9440
High	5230	41.107	37.8536



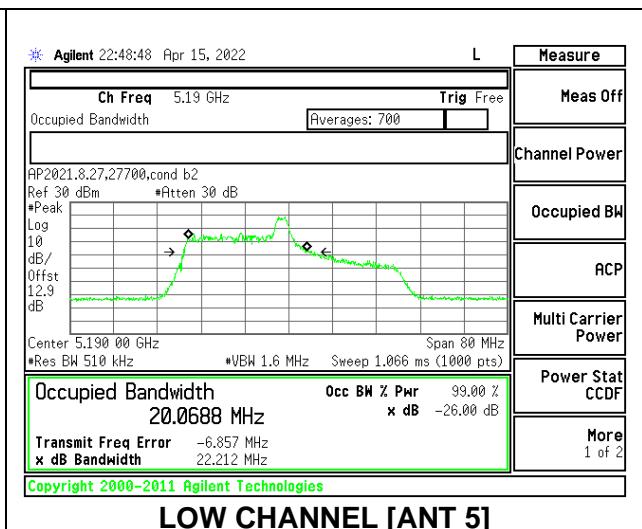
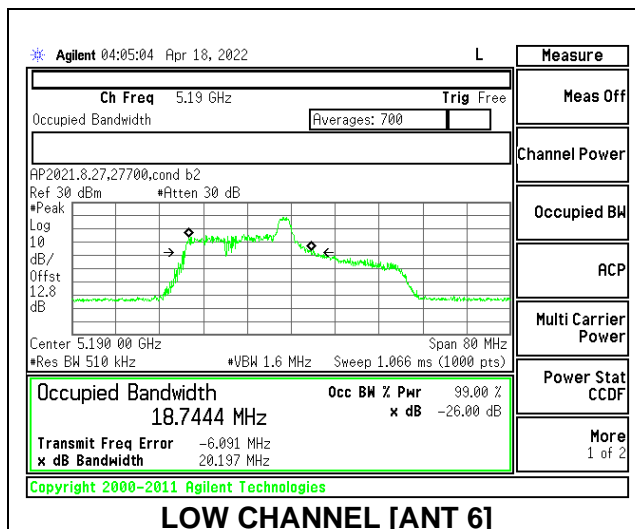
**2TX Antenna 6 + Antenna 5 OFDMA MODE: 26 Tones, RU Index 0**

Channel	Frequency (MHz)	26dB Bandwidth Antenna 6 (MHz)	26dB Bandwidth Antenna 5 (MHz)	99% Bandwidth Antenna 6 (MHz)	99% Bandwidth Antenna 5 (MHz)
Low	5190	19.793	20.21	17.2963	18.480
High	5230	20.536	19.128	18.2201	17.0063



**2TX Antenna 6 + Antenna 5 OFDMA MODE: 26 Tones, RU Index 8**

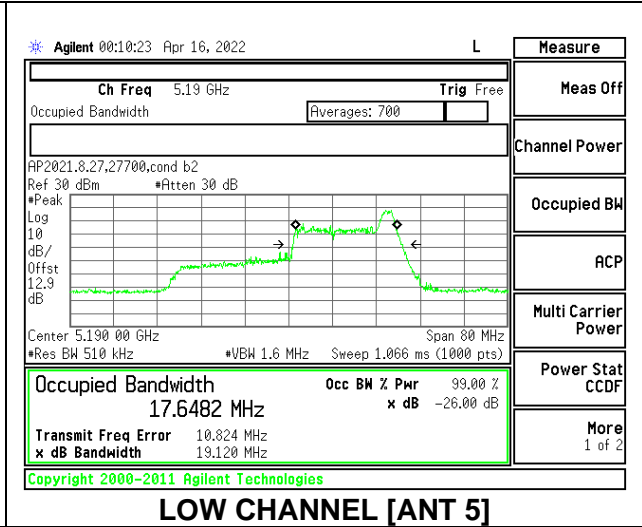
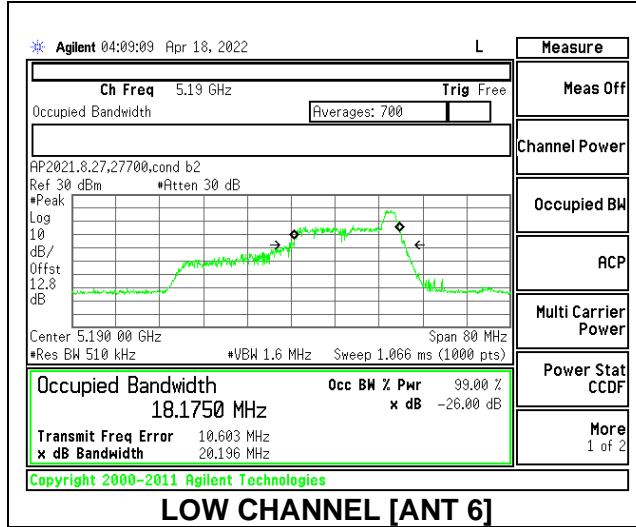
Channel	Frequency (MHz)	26dB Bandwidth Antenna 6 (MHz)	26dB Bandwidth Antenna 5 (MHz)	99% Bandwidth Antenna 6 (MHz)	99% Bandwidth Antenna 5 (MHz)
Low	5190	20.197	22.212	18.7444	20.0688
High	5230	23.56	22.127	21.541	20.4636





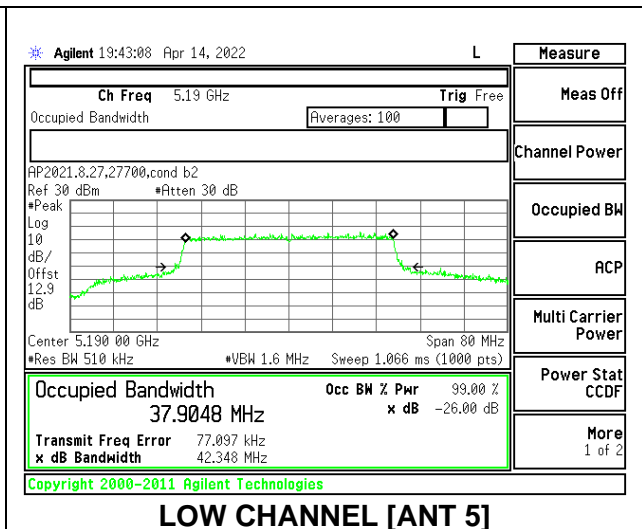
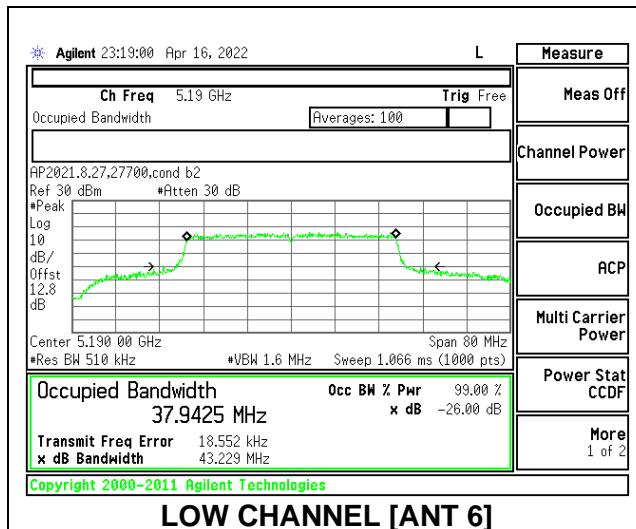
**2TX Antenna 6 + Antenna 5 OFDMA MODE: 26 Tones, RU Index 17**

Channel	Frequency (MHz)	26dB Bandwidth Antenna 6 (MHz)	26dB Bandwidth Antenna 5 (MHz)	99% Bandwidth Antenna 6 (MHz)	99% Bandwidth Antenna 5 (MHz)
Low	5190	20.196	19.120	18.1750	17.6482
High	5230	21.05	19.585	18.809	17.5819



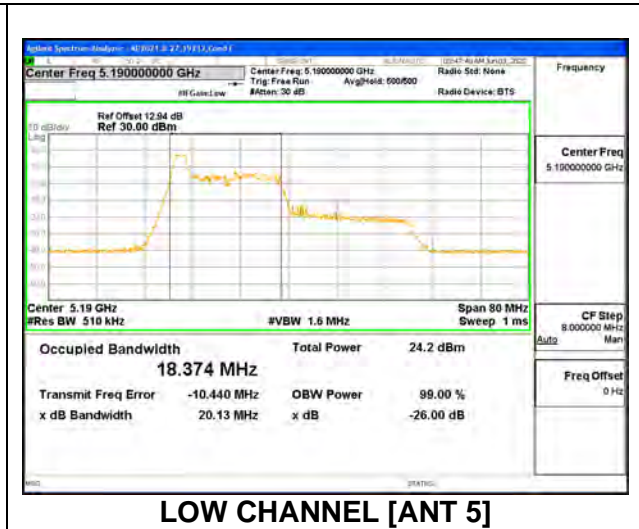
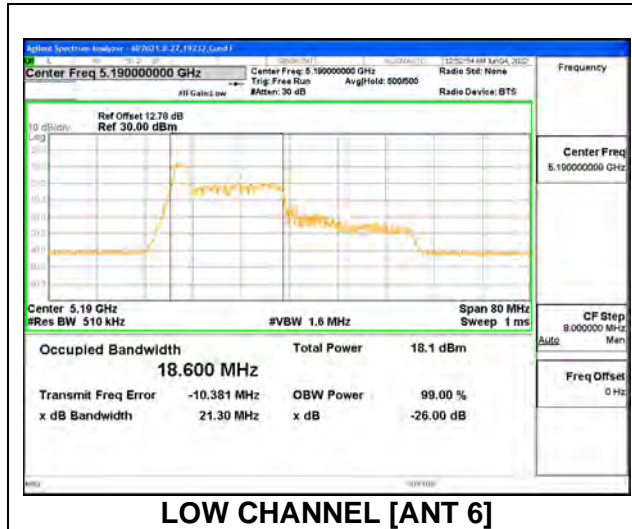
**2TX Antenna 6 + Antenna 5 OFDMA MODE: SU Mode**

Channel	Frequency (MHz)	26dB Bandwidth Antenna 6 (MHz)	26dB Bandwidth Antenna 5 (MHz)	99% Bandwidth Antenna 6 (MHz)	99% Bandwidth Antenna 5 (MHz)
Low	5190	43.229	42.348	37.9425	37.9048
High	5230	40.975	40.938	37.8727	37.8463



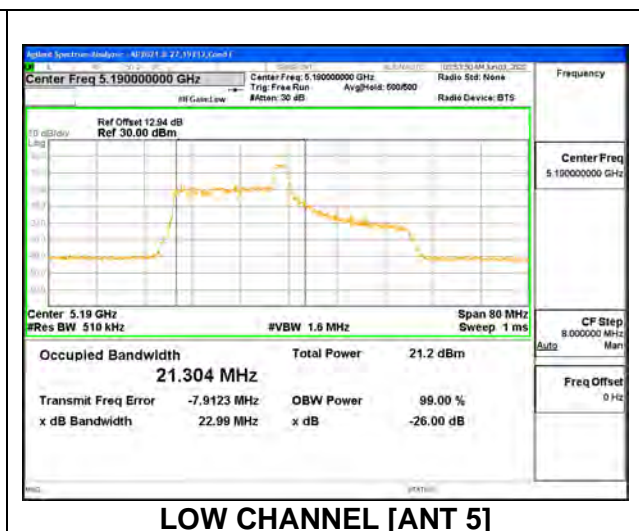
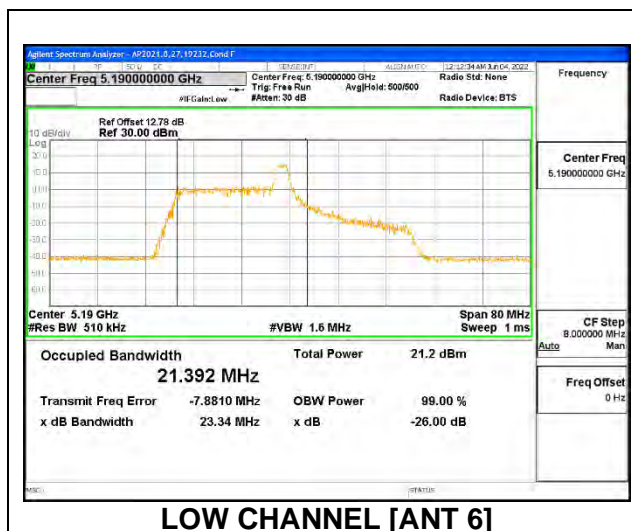
**2TX Antenna 6 + Antenna 5 SDM MODE: 26 Tones, RU Index 0**

Channel	Frequency (MHz)	26dB Bandwidth Antenna 6 (MHz)	26dB Bandwidth Antenna 5 (MHz)	99% Bandwidth Antenna 6 (MHz)	99% Bandwidth Antenna 5 (MHz)
Low	5190	21.30	20.13	18.600	18.374
High	5230	21.81	20.50	18.707	18.407



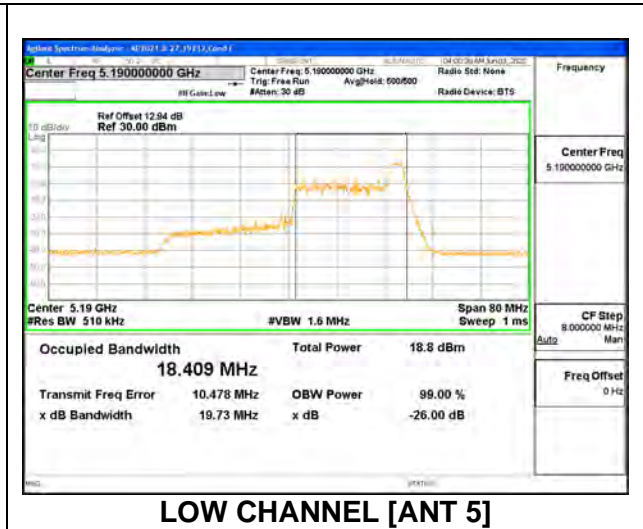
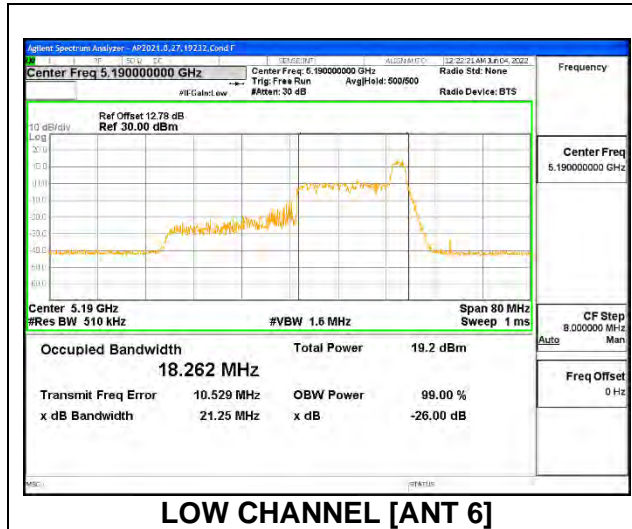
**2TX Antenna 6 + Antenna 5 SDM MODE: 26 Tones, RU Index 8**

Channel	Frequency (MHz)	26dB Bandwidth Antenna 6 (MHz)	26dB Bandwidth Antenna 5 (MHz)	99% Bandwidth Antenna 6 (MHz)	99% Bandwidth Antenna 5 (MHz)
Low	5190	23.34	22.99	21.392	21.304
High	5230	24.94	23.00	21.495	21.524



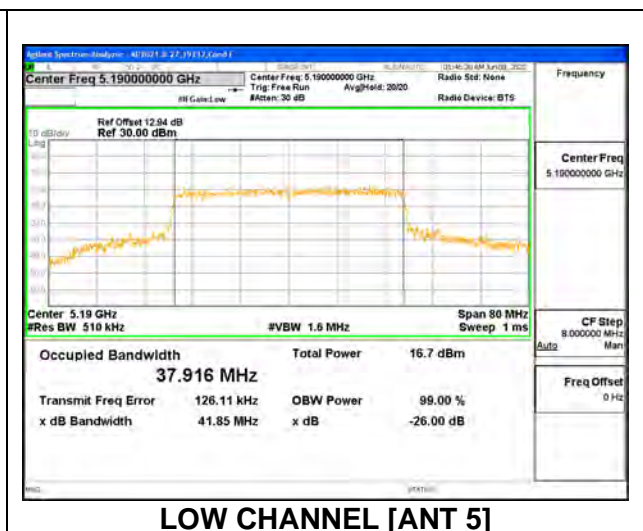
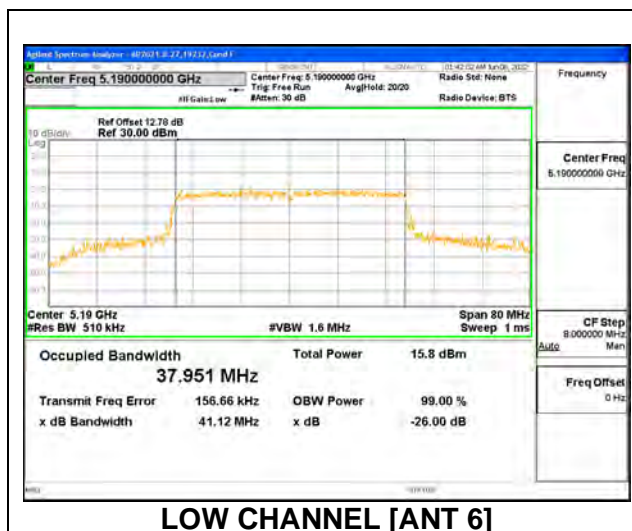
**2TX Antenna 6 + Antenna 5 SDM MODE: 26 Tones, RU Index 17**

Channel	Frequency (MHz)	26dB Bandwidth Antenna 6 (MHz)	26dB Bandwidth Antenna 5 (MHz)	99% Bandwidth Antenna 6 (MHz)	99% Bandwidth Antenna 5 (MHz)
Low	5190	21.25	19.73	18.262	18.409
High	5230	20.41	19.13	18.510	17.780



**2TX Antenna 6 + Antenna 5 SDM MODE: SU Mode**

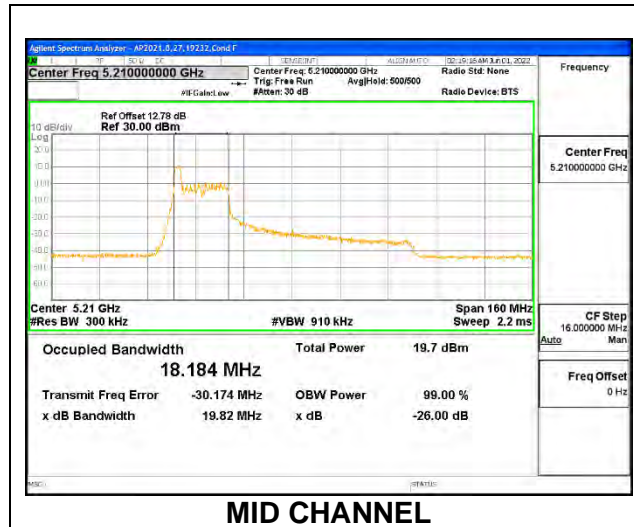
Channel	Frequency (MHz)	26dB Bandwidth Antenna 6 (MHz)	26dB Bandwidth Antenna 5 (MHz)	99% Bandwidth Antenna 6 (MHz)	99% Bandwidth Antenna 5 (MHz)
Low	5190	41.12	41.85	37.951	37.916
High	5230	41.07	40.24	37.911	37.881



9.2.6. 802.11ax HE80 MODE IN THE 5.2 GHZ BAND

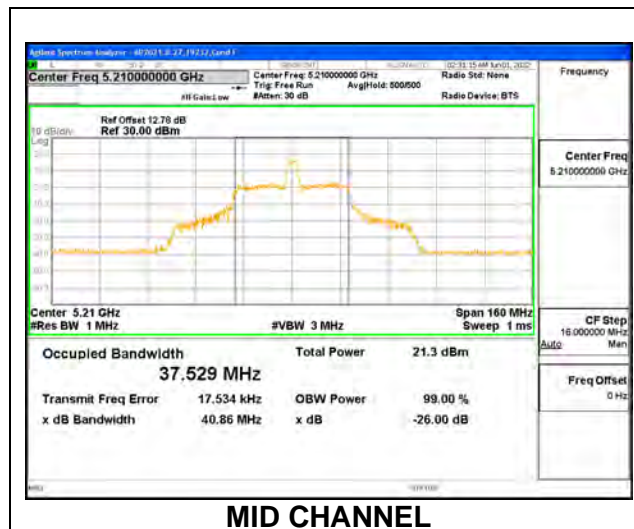
1TX Antenna 6 MODE: 26 Tones, RU Index 0

Channel	Frequency (MHz)	26dB Bandwidth (MHz)	99% Bandwidth (MHz)
Mid	5210	19.82	18.184



1TX Antenna 6 MODE: 26 Tones, RU Index 18

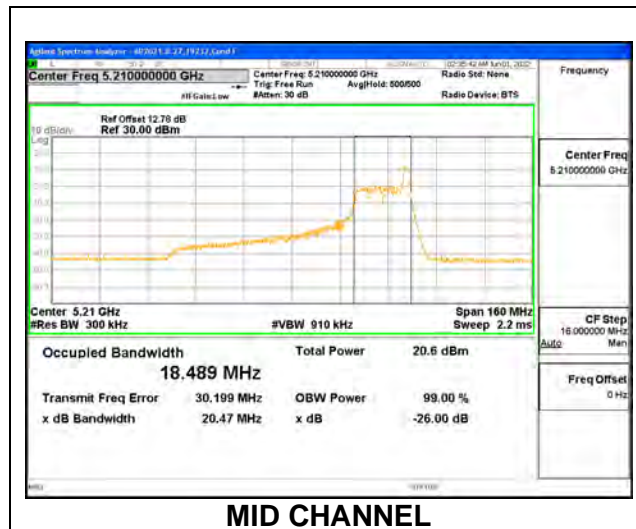
Channel	Frequency (MHz)	26dB Bandwidth (MHz)	99% Bandwidth (MHz)
Mid	5210	40.86	37.529





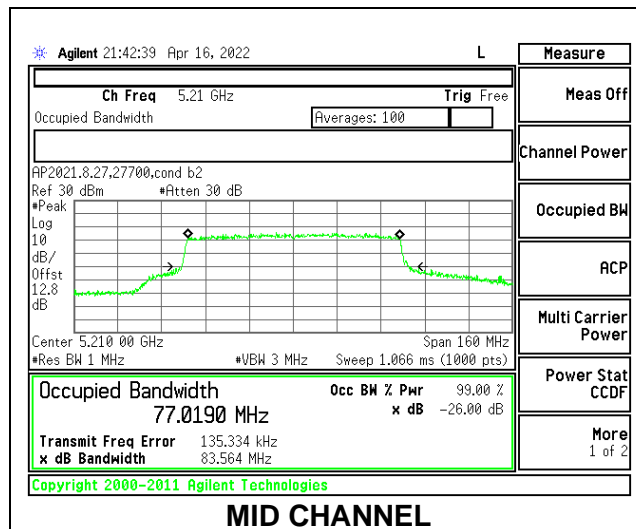
**1TX Antenna 6 MODE: 26 Tones, RU Index 36**

Channel	Frequency (MHz)	26dB Bandwidth (MHz)	99% Bandwidth (MHz)
Mid	5210	20.47	18.489



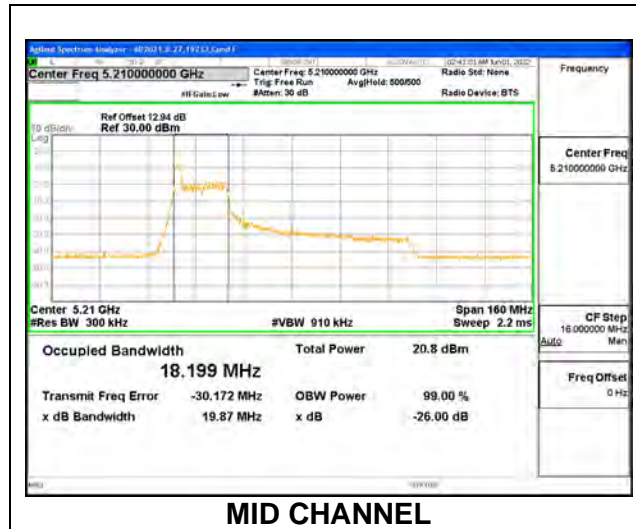
**1TX Antenna 6 MODE: SU Mode**

Channel	Frequency (MHz)	26dB Bandwidth (MHz)	99% Bandwidth (MHz)
Mid	5210	83.564	77.0190



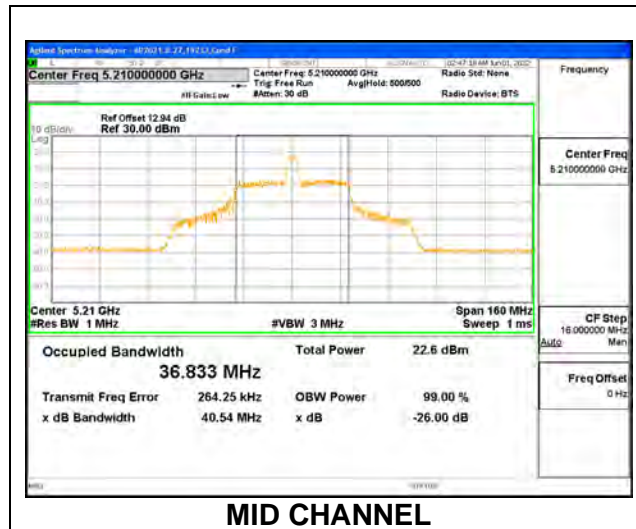
**1TX Antenna 5 MODE: 26 Tones, RU Index 0**

Channel	Frequency (MHz)	26dB Bandwidth (MHz)	99% Bandwidth (MHz)
Mid	5210	19.87	18.199



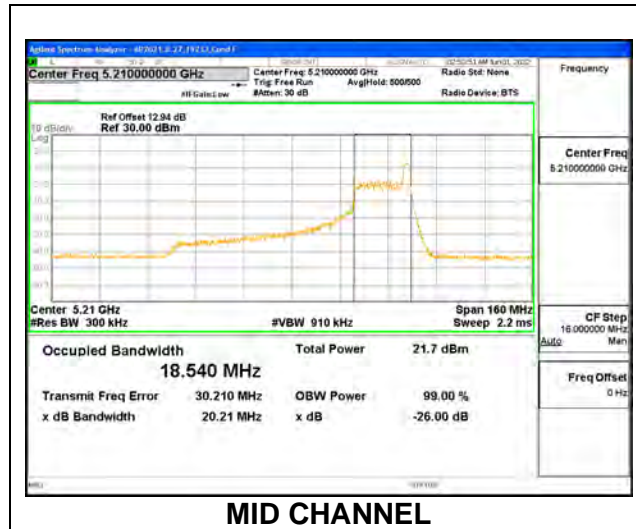
**1TX Antenna 5 MODE: 26 Tones, RU Index 18**

Channel	Frequency (MHz)	26dB Bandwidth (MHz)	99% Bandwidth (MHz)
Mid	5210	40.54	36.833



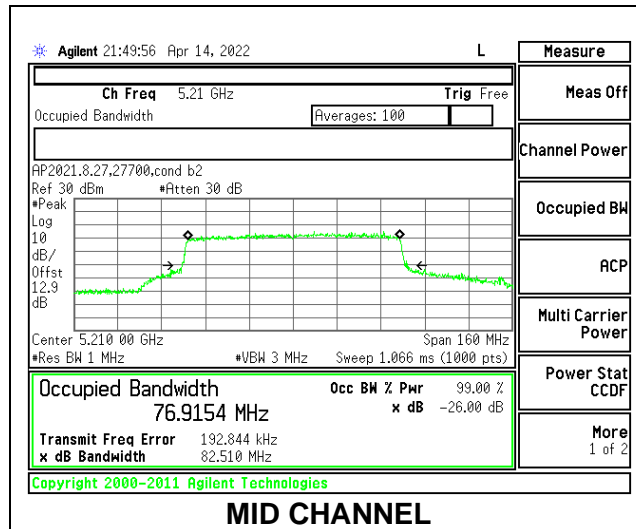
**1TX Antenna 5 MODE: 26 Tones, RU Index 36**

Channel	Frequency (MHz)	26dB Bandwidth (MHz)	99% Bandwidth (MHz)
Mid	5210	20.21	18.540



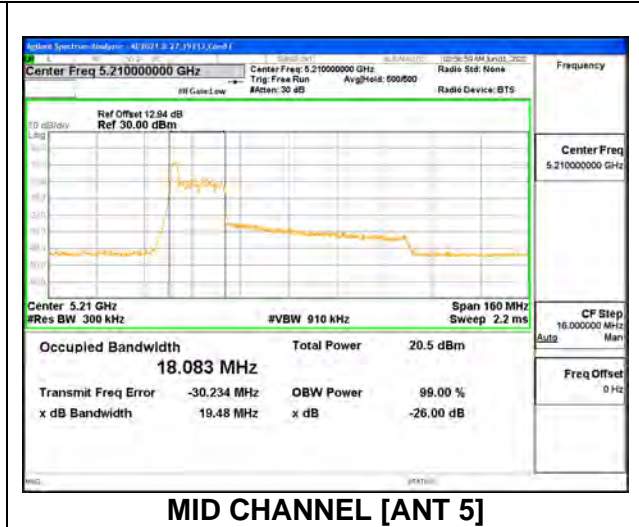
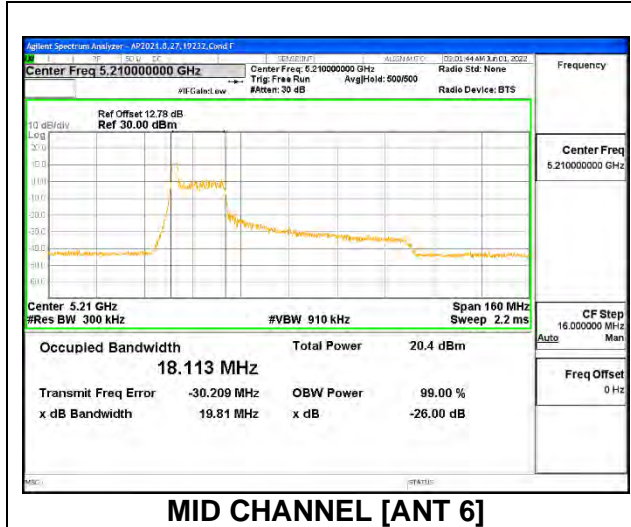
**1TX Antenna 5 MODE: SU Mode**

Channel	Frequency (MHz)	26dB Bandwidth (MHz)	99% Bandwidth (MHz)
Mid	5210	82.510	76.9154



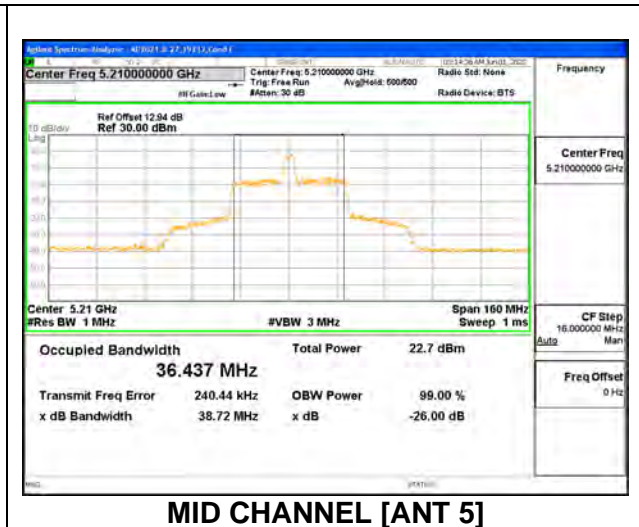
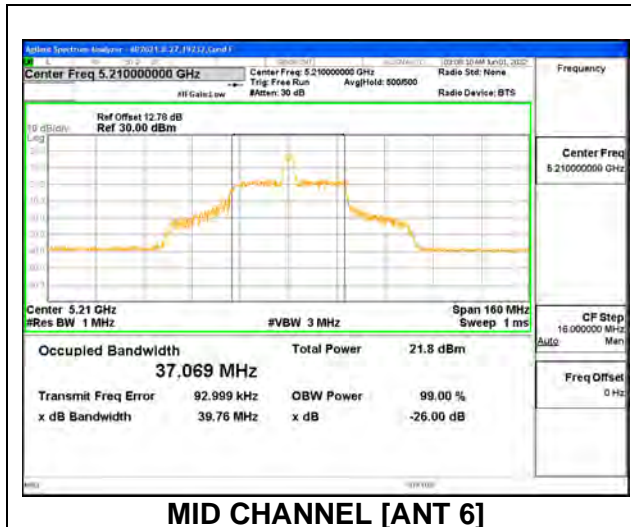
**2TX Antenna 6 + Antenna 5 OFDMA MODE: 26 Tones, RU Index 0**

Channel	Frequency (MHz)	26dB Bandwidth Antenna 6 (MHz)	26dB Bandwidth Antenna 5 (MHz)	99% Bandwidth Antenna 6 (MHz)	99% Bandwidth Antenna 5 (MHz)
Mid	5210	19.81	19.48	18.113	18.083



**2TX Antenna 6 + Antenna 5 OFDMA MODE: 26 Tones, RU Index 18**

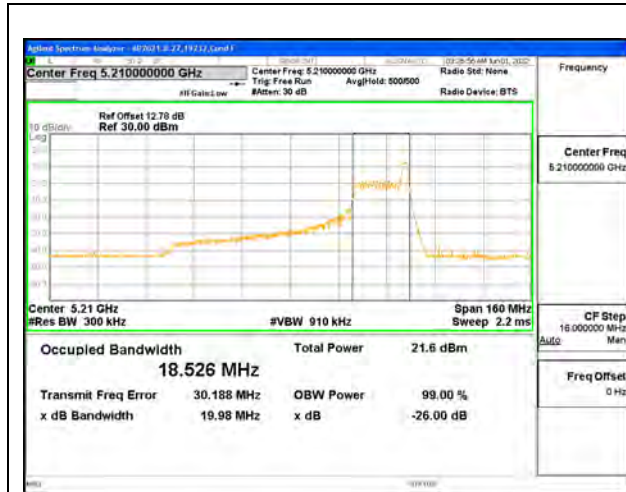
Channel	Frequency (MHz)	26dB Bandwidth Antenna 6 (MHz)	26dB Bandwidth Antenna 5 (MHz)	99% Bandwidth Antenna 6 (MHz)	99% Bandwidth Antenna 5 (MHz)
Mid	5210	39.76	38.72	37.069	36.437



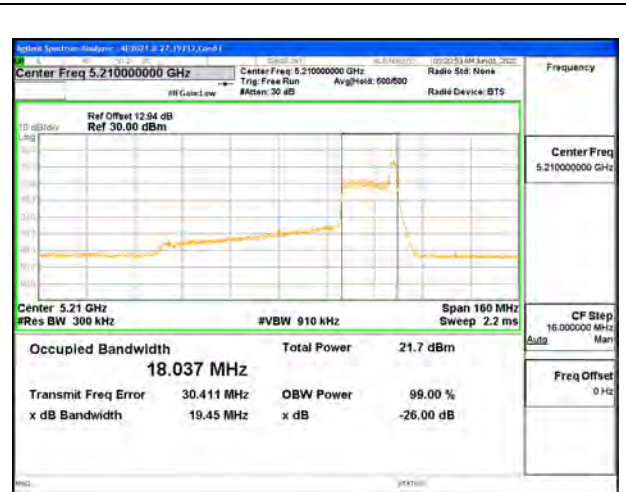


**2TX Antenna 6 + Antenna 5 OFDMA MODE: 26 Tones, RU Index 36**

Channel	Frequency (MHz)	26dB Bandwidth Antenna 6 (MHz)	26dB Bandwidth Antenna 5 (MHz)	99% Bandwidth Antenna 6 (MHz)	99% Bandwidth Antenna 5 (MHz)
Mid	5210	19.98	19.45	18.526	18.037



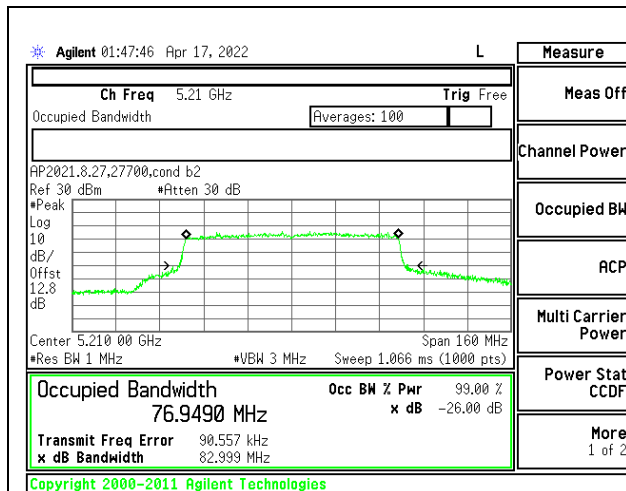
**MID CHANNEL [ANT 6]**



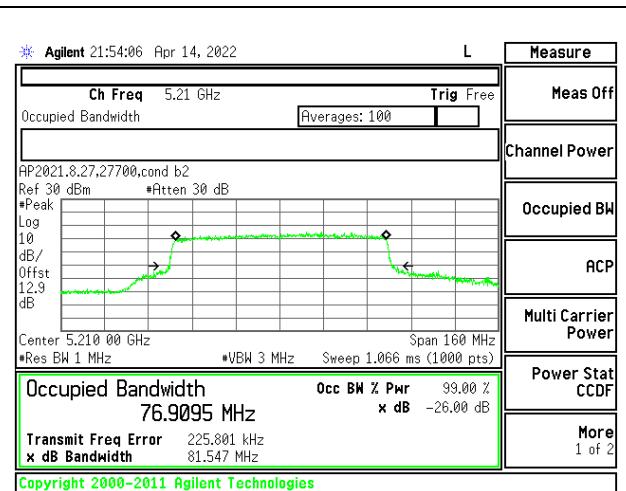
**MID CHANNEL [ANT 5]**

**2TX Antenna 6 + Antenna 5 OFDMA MODE: SU Mode**

Channel	Frequency (MHz)	26dB Bandwidth Antenna 6 (MHz)	26dB Bandwidth Antenna 5 (MHz)	99% Bandwidth Antenna 6 (MHz)	99% Bandwidth Antenna 5 (MHz)
Mid	5210	82.999	81.547	76.9490	76.9095



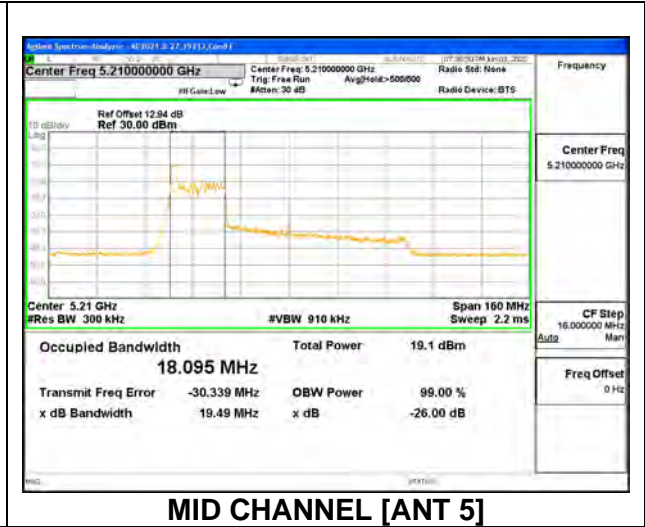
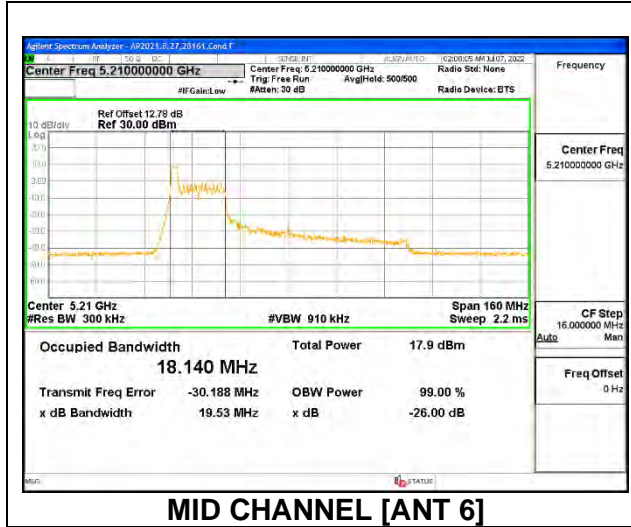
**MID CHANNEL [ANT 6]**



**MID CHANNEL [ANT 5]**

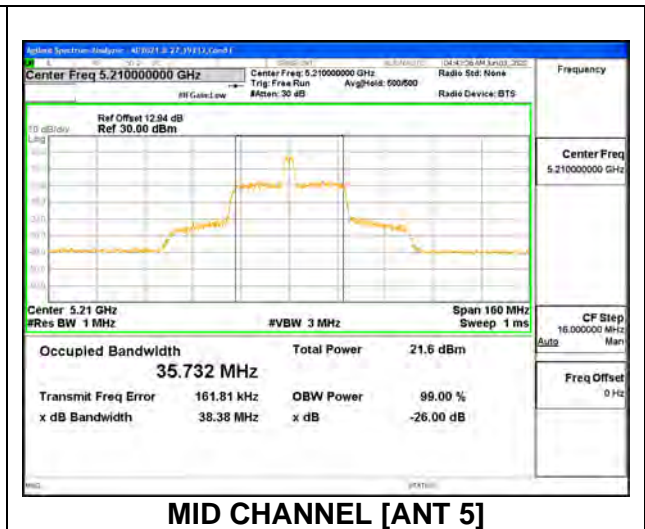
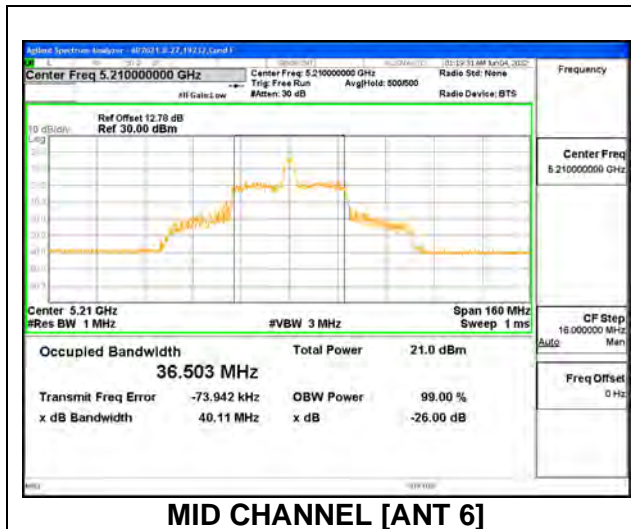
**2TX Antenna 6 + Antenna 5 SDM MODE: 26 Tones, RU Index 0**

Channel	Frequency (MHz)	26dB Bandwidth Antenna 6 (MHz)	26dB Bandwidth Antenna 5 (MHz)	99% Bandwidth Antenna 6 (MHz)	99% Bandwidth Antenna 5 (MHz)
Mid	5210	19.53	19.49	18.140	18.095



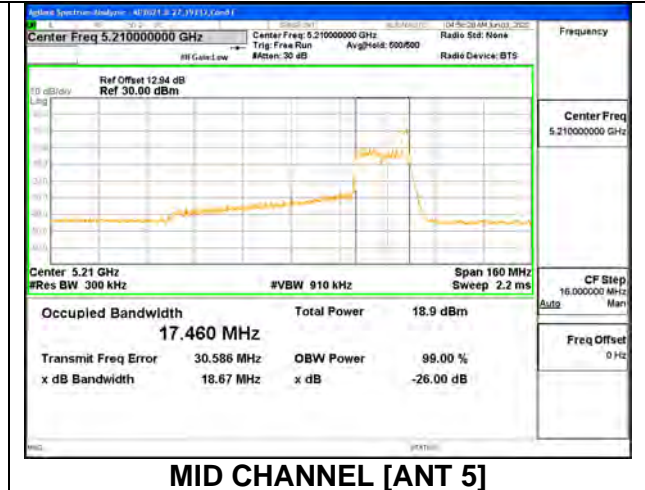
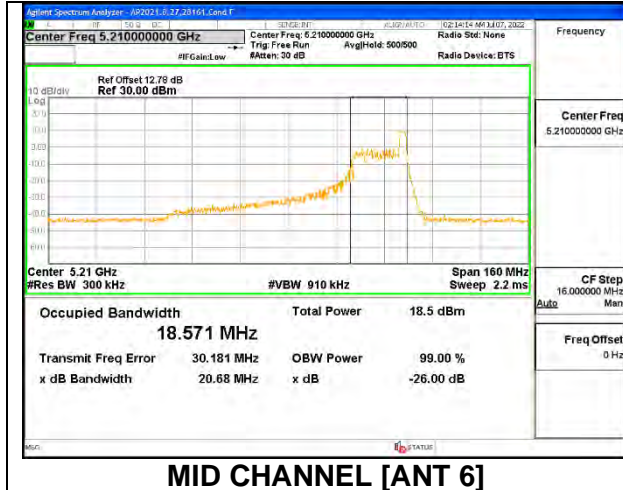
**2TX Antenna 6 + Antenna 5 SDM MODE: 26 Tones, RU Index 18**

Channel	Frequency (MHz)	26dB Bandwidth Antenna 6 (MHz)	26dB Bandwidth Antenna 5 (MHz)	99% Bandwidth Antenna 6 (MHz)	99% Bandwidth Antenna 5 (MHz)
Mid	5210	40.11	38.38	36.503	35.732



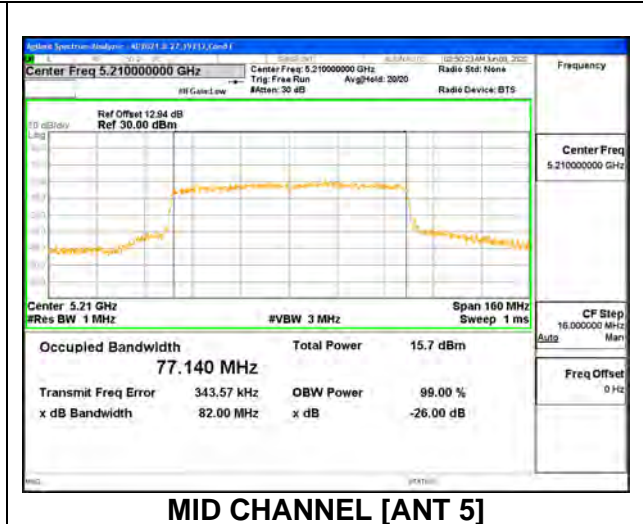
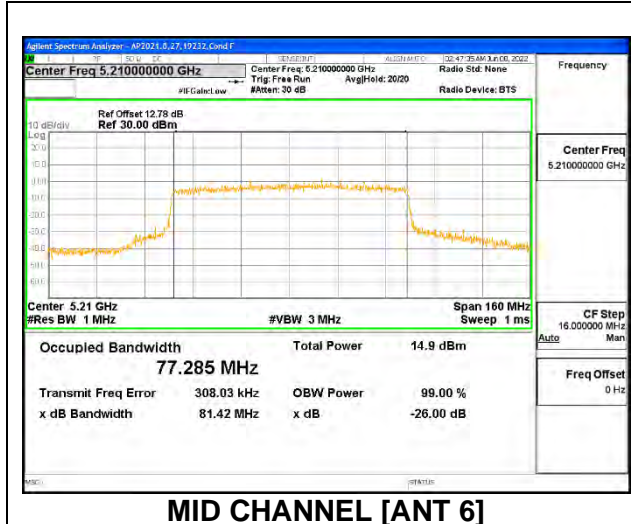
**2TX Antenna 6 + Antenna 5 SDM MODE: 26 Tones, RU Index 36**

Channel	Frequency (MHz)	26dB Bandwidth Antenna 6 (MHz)	26dB Bandwidth Antenna 5 (MHz)	99% Bandwidth Antenna 6 (MHz)	99% Bandwidth Antenna 5 (MHz)
Mid	5210	20.68	18.67	18.571	17.460



**2TX Antenna 6 + Antenna 5 SDM MODE: SU**

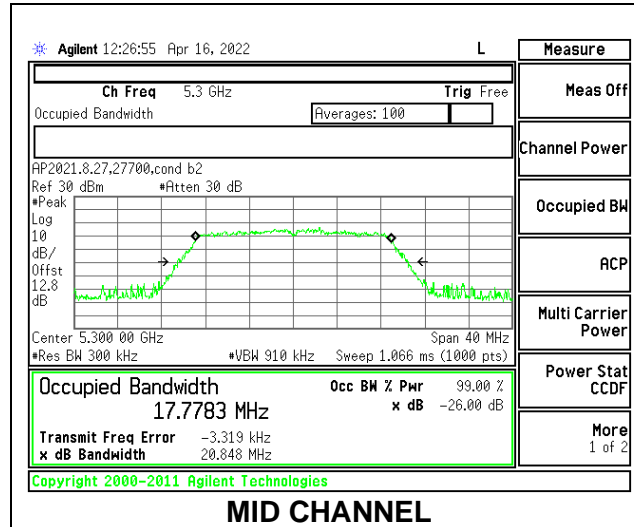
Channel	Frequency (MHz)	26dB Bandwidth Antenna 6 (MHz)	26dB Bandwidth Antenna 5 (MHz)	99% Bandwidth Antenna 6 (MHz)	99% Bandwidth Antenna 5 (MHz)
Mid	5210	81.42	82	77.285	77.140



### 9.2.7. 802.11n HT20 MODE IN THE 5.3 GHz BAND

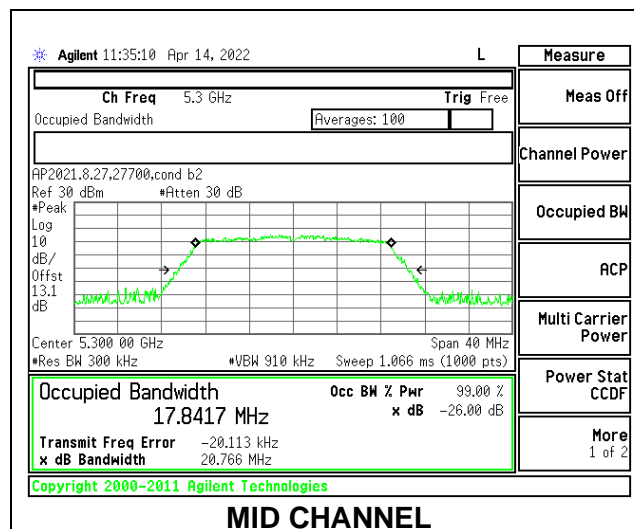
#### 1TX Antenna 6 MODE

Channel	Frequency (MHz)	26dB Bandwidth (MHz)	99% Bandwidth (MHz)
Low	5260	20.998	17.7919
Mid	5300	20.848	17.7783
High	5320	21.086	17.8238



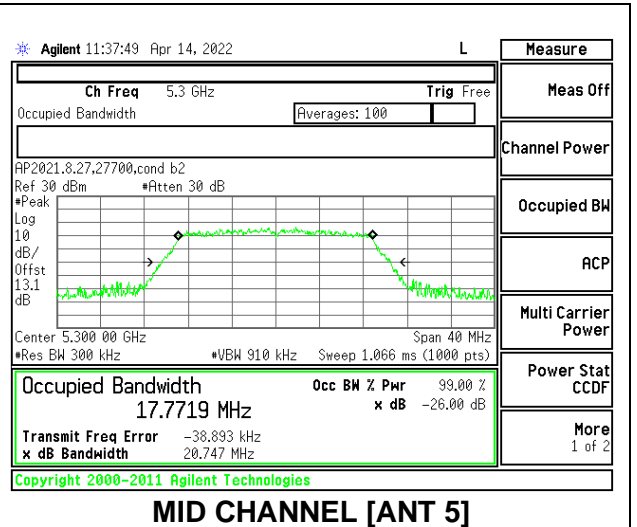
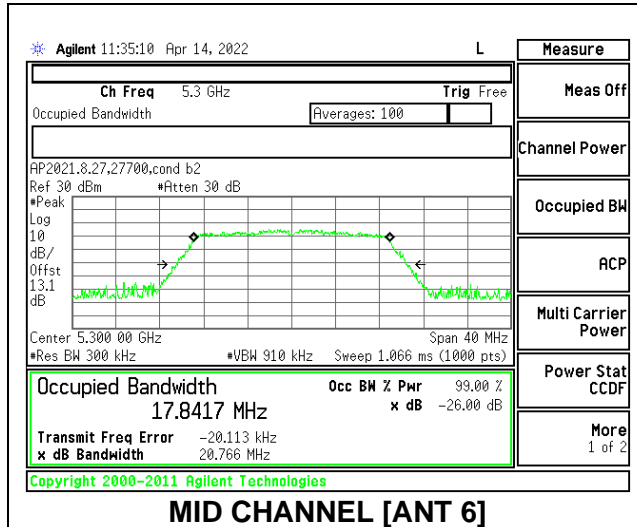
#### 1TX Antenna 5 MODE

Channel	Frequency (MHz)	26dB Bandwidth (MHz)	99% Bandwidth (MHz)
Low	5260	20.846	17.8128
Mid	5300	20.766	17.8417
High	5320	21.072	17.8394



**2TX Antenna 6 + Antenna 5 CDD MODE**

Channel	Frequency (MHz)	26dB Bandwidth Antenna 6 (MHz)	26dB Bandwidth Antenna 5 (MHz)	99% Bandwidth Antenna 6 (MHz)	99% Bandwidth Antenna 5 (MHz)
Low	5260	20.956	20.557	17.7751	17.7314
Mid	5300	20.766	20.7719	17.8417	17.7719
High	5320	21.057	21.46	17.8417	17.834

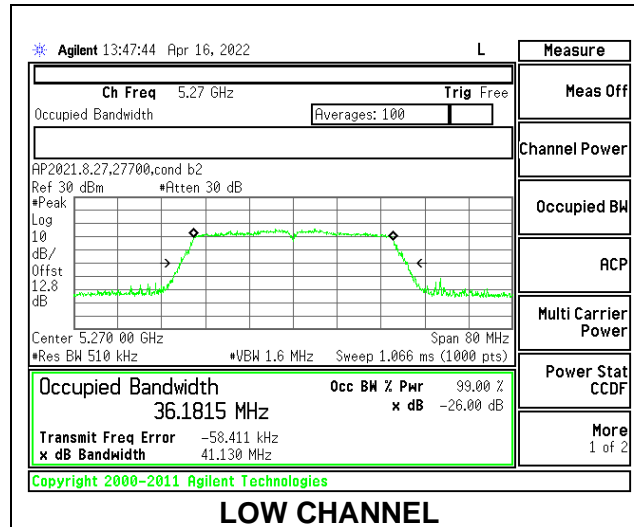




### 9.2.8. 802.11n HT40 MODE IN THE 5.3 GHz BAND

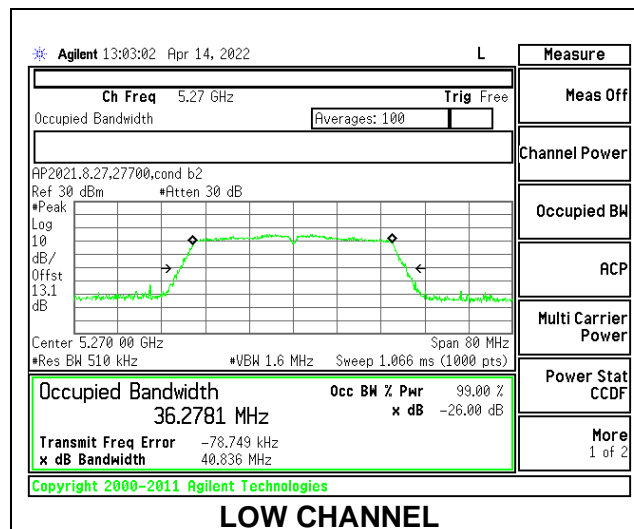
#### 1TX Antenna 6 MODE

Channel	Frequency (MHz)	26dB Bandwidth (MHz)	99% Bandwidth (MHz)
Low	5270	41.130	36.1815
High	5310	42.203	36.4011



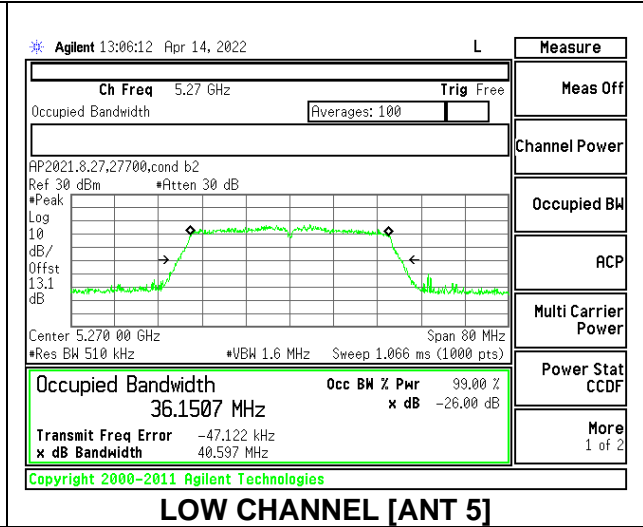
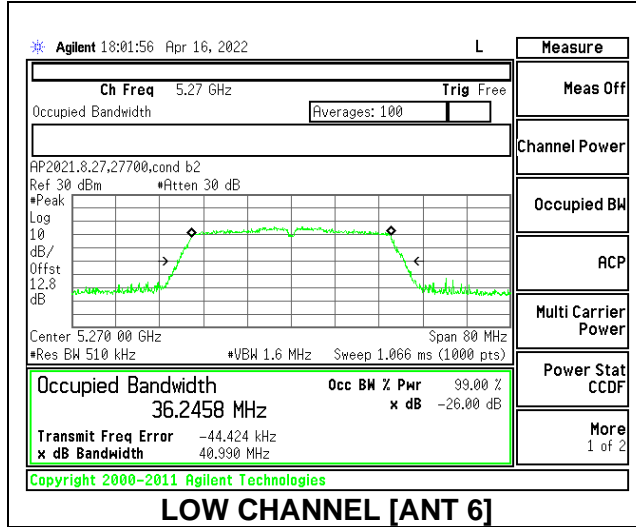
#### 1TX Antenna 5 MODE

Channel	Frequency (MHz)	26dB Bandwidth (MHz)	99% Bandwidth (MHz)
Low	5270	40.836	36.2781
High	5310	41.968	36.3490



**2TX Antenna 6 + Antenna 5 CDD MODE**

Channel	Frequency (MHz)	26dB Bandwidth Antenna 6 (MHz)	26dB Bandwidth Antenna 5 (MHz)	99% Bandwidth Antenna 6 (MHz)	99% Bandwidth Antenna 5 (MHz)
Low	5270	40.990	40.597	36.2458	36.1507
High	5310	41.740	40.753	36.3479	36.1776

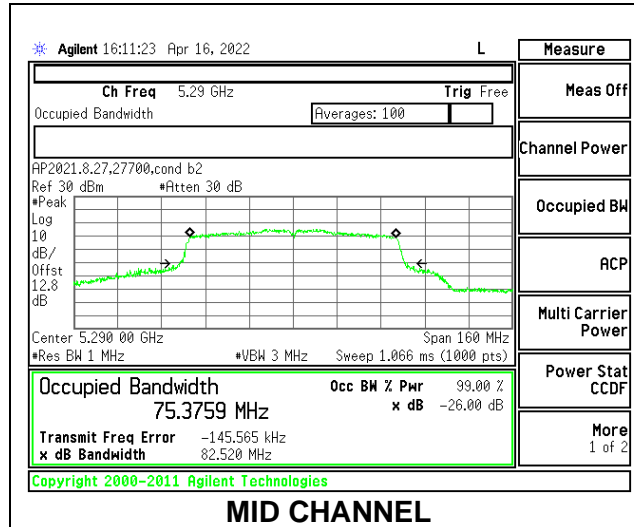




### 9.2.9. 802.11ac VHT80 MODE IN THE 5.3 GHz BAND

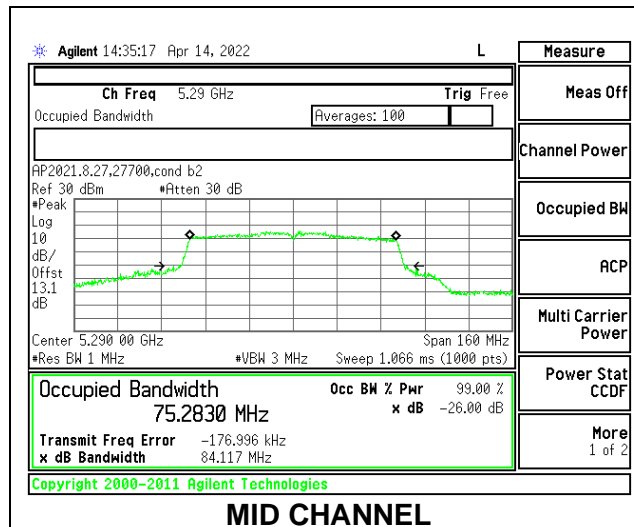
#### 1TX Antenna 6 MODE

Channel	Frequency (MHz)	26dB Bandwidth (MHz)	99% Bandwidth (MHz)
Mid	5290	82.520	75.3759



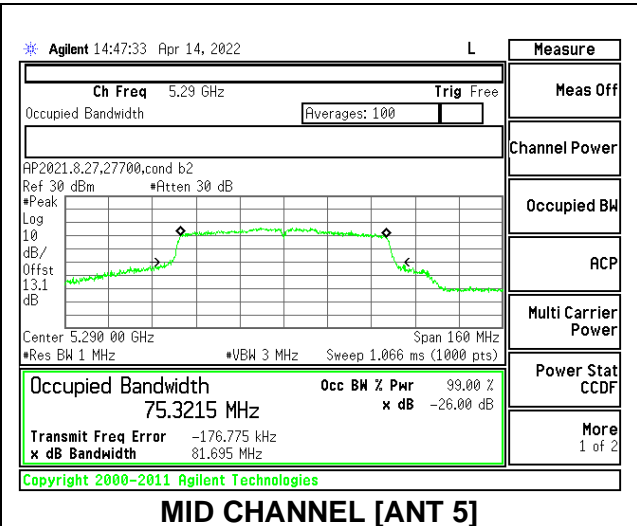
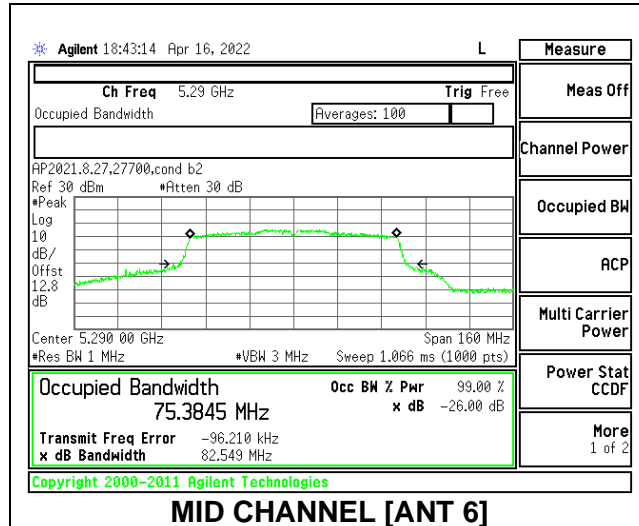
#### 1TX Antenna 5 MODE

Channel	Frequency (MHz)	26dB Bandwidth (MHz)	99% Bandwidth (MHz)
Mid	5290	84.117	75.2830



**2TX Antenna 6 + Antenna 5 CDD MODE**

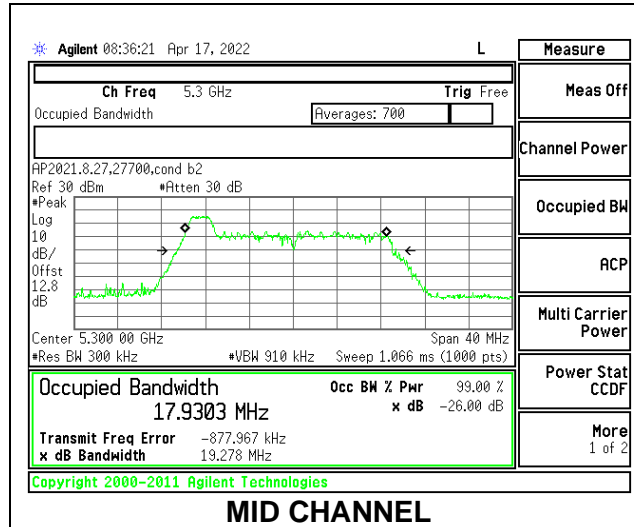
Channel	Frequency (MHz)	26dB Bandwidth Antenna 6 (MHz)	26dB Bandwidth Antenna 5 (MHz)	99% Bandwidth Antenna 6 (MHz)	99% Bandwidth Antenna 5 (MHz)
Mid	5290	82.549	81.695	75.3845	75.3215



9.2.10. 802.11ax HE20 MODE IN THE 5.3 GHz BAND

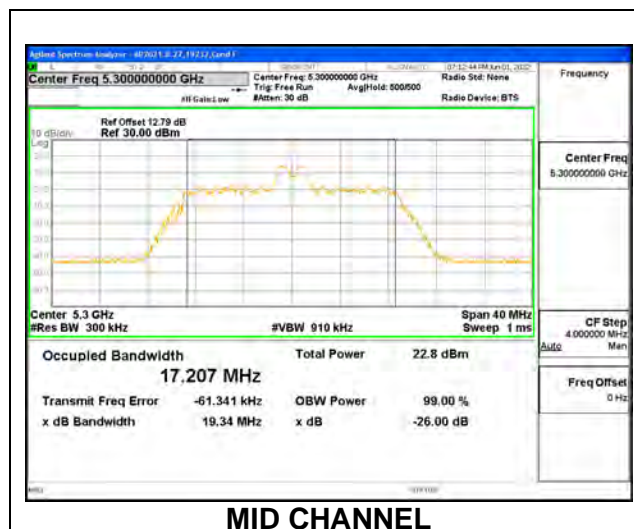
1TX Antenna 6 MODE: 26 Tones, RU Index 0

Channel	Frequency (MHz)	26dB Bandwidth (MHz)	99% Bandwidth (MHz)
Low	5260	18.498	17.3374
Mid	5300	19.278	17.9303
High	5320	20.09	18.361



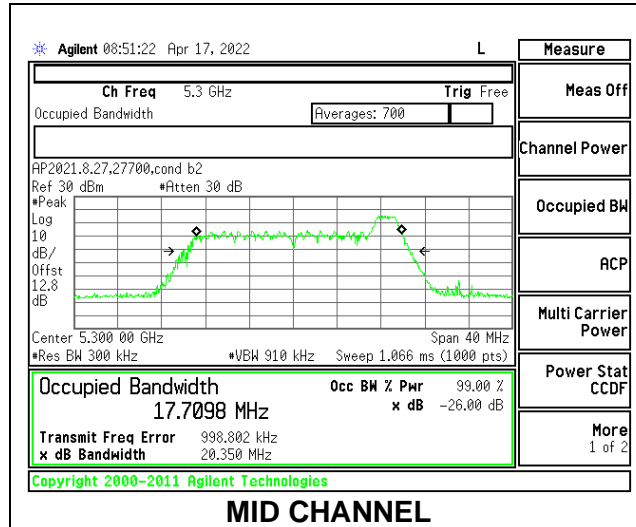
1TX Antenna 6 MODE: 26 Tones, RU Index 4

Channel	Frequency (MHz)	26dB Bandwidth (MHz)	99% Bandwidth (MHz)
Low	5260	19.22	17.248
Mid	5300	19.34	17.207
High	5320	19.30	17.393



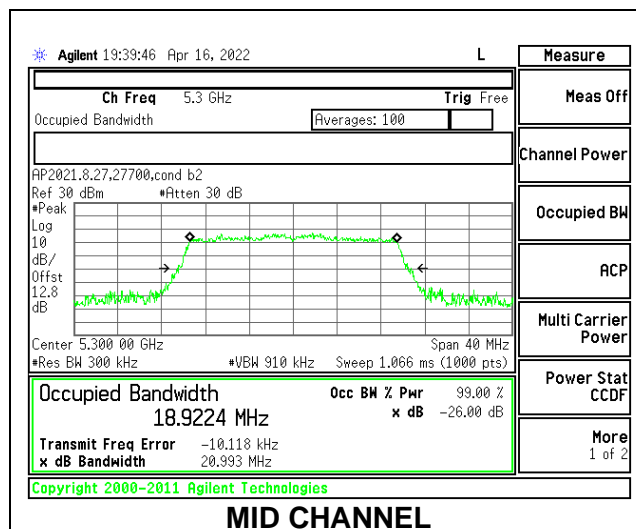
**1TX Antenna 6 MODE: 26 Tones, RU Index 8**

Channel	Frequency (MHz)	26dB Bandwidth (MHz)	99% Bandwidth (MHz)
Low	5260	19.644	17.7725
Mid	5300	20.350	17.7098
High	5320	20.15	18.506



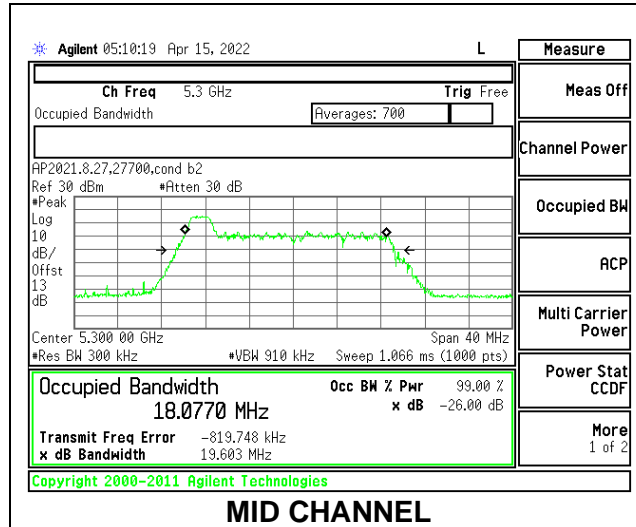
**1TX Antenna 6 MODE: SU Mode**

Channel	Frequency (MHz)	26dB Bandwidth (MHz)	99% Bandwidth (MHz)
Low	5260	20.843	18.8827
Mid	5300	20.993	18.9224
High	5320	21.127	18.9520



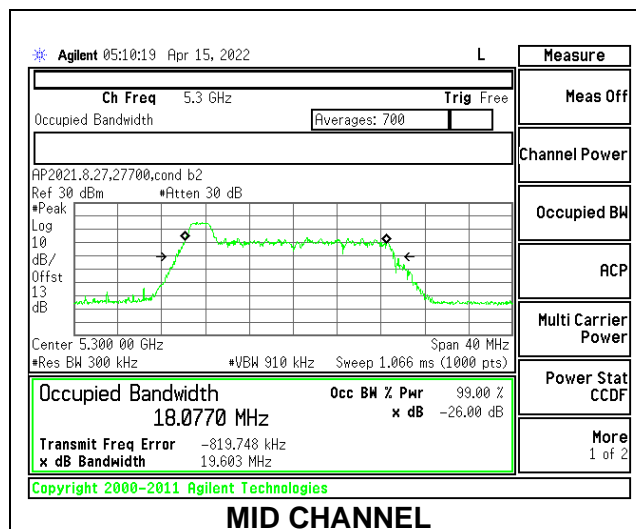
**1TX Antenna 5 MODE: 26 Tones, RU Index 0**

Channel	Frequency (MHz)	26dB Bandwidth (MHz)	99% Bandwidth (MHz)
Low	5260	18.909	17.6644
Mid	5300	19.603	18.0770
High	5320	19.983	18.2225



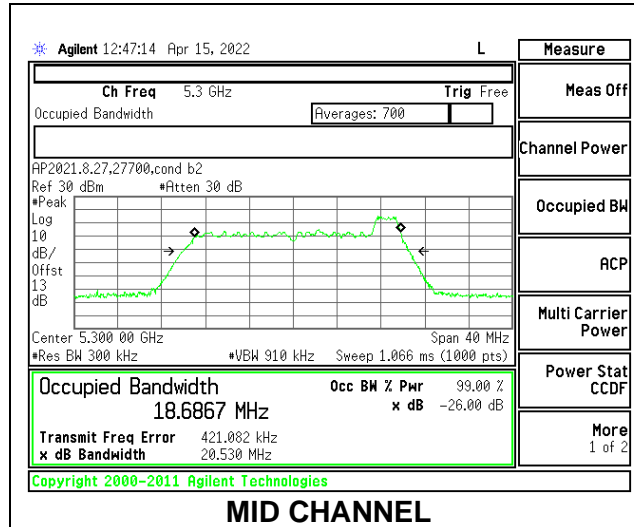
**1TX Antenna 5 MODE: 26 Tones, RU Index 4**

Channel	Frequency (MHz)	26dB Bandwidth (MHz)	99% Bandwidth (MHz)
Low	5260	18.909	17.6644
Mid	5300	19.603	18.0770
High	5320	19.983	18.2225



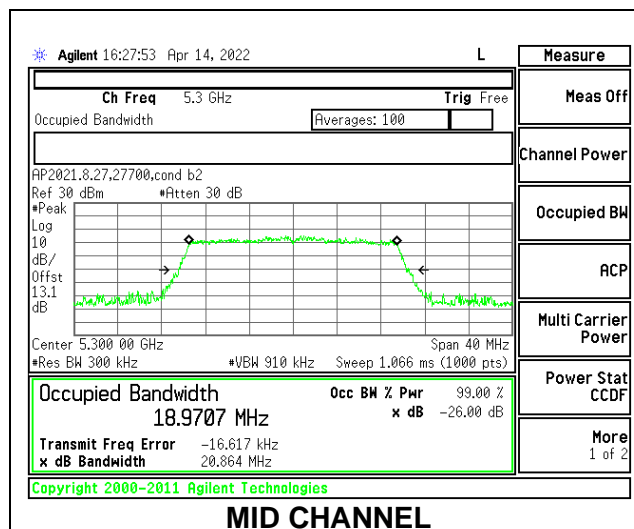
**1TX Antenna 5 MODE: 26 Tones, RU Index 8**

Channel	Frequency (MHz)	26dB Bandwidth (MHz)	99% Bandwidth (MHz)
Low	5260	20.535	18.5919
Mid	5300	20.530	18.6867
High	5320	20.653	18.6239



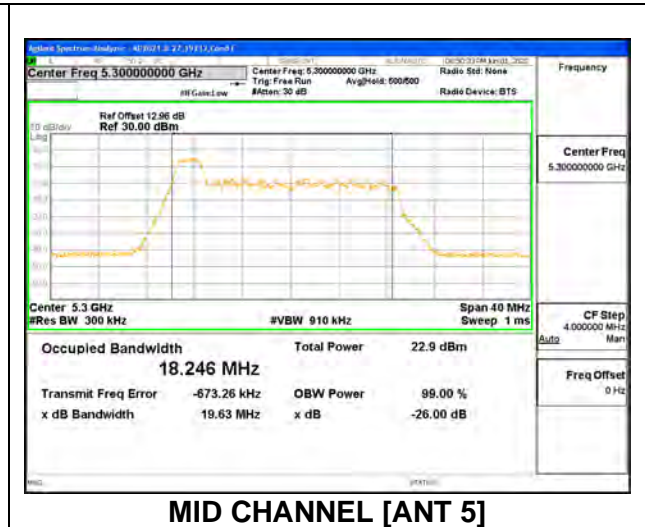
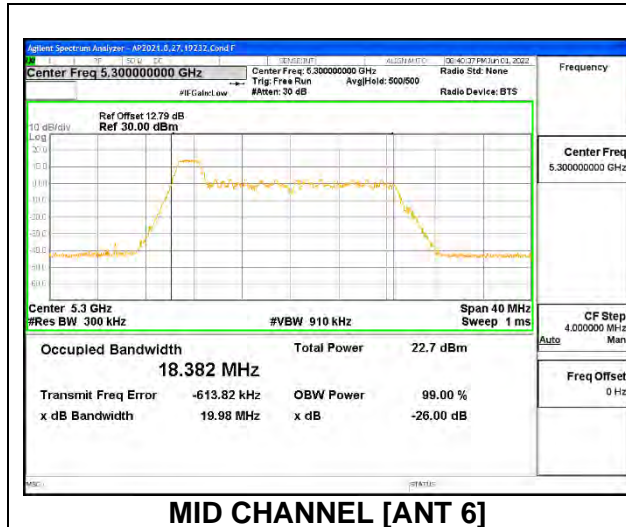
**1TX Antenna 5 MODE: SU Mode**

Channel	Frequency (MHz)	26dB Bandwidth (MHz)	99% Bandwidth (MHz)
Low	5260	20.829	18.9245
Mid	5300	20.864	18.9707
High	5320	20.769	18.9497



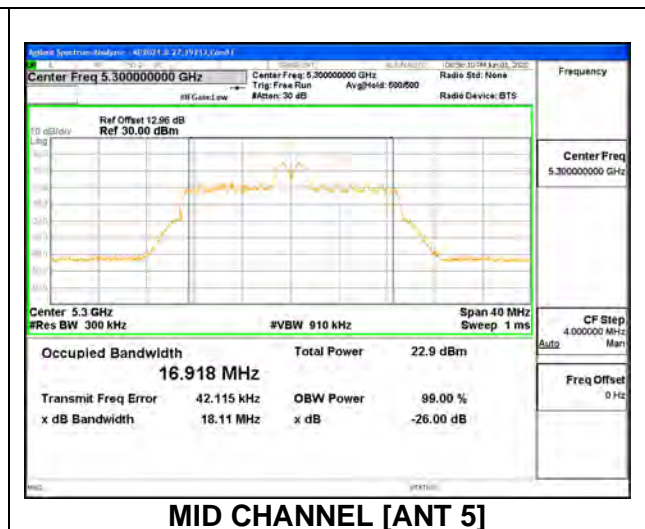
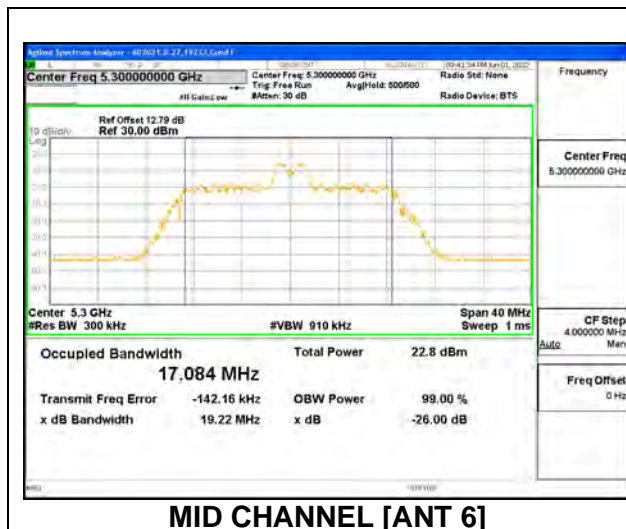
**2TX Antenna 6 + Antenna 5 OFDMA MODE: 26 Tones, RU Index 0**

Channel	Frequency (MHz)	26dB Bandwidth Antenna 6 (MHz)	26dB Bandwidth Antenna 5 (MHz)	99% Bandwidth Antenna 6 (MHz)	99% Bandwidth Antenna 5 (MHz)
Low	5260	20.01	19.60	18.339	18.278
Mid	5300	19.98	19.63	18.382	18.246
High	5320	20.02	19.66	18.369	18.153



**2TX Antenna 6 + Antenna 5 OFDMA MODE: 26 Tones, RU Index 4**

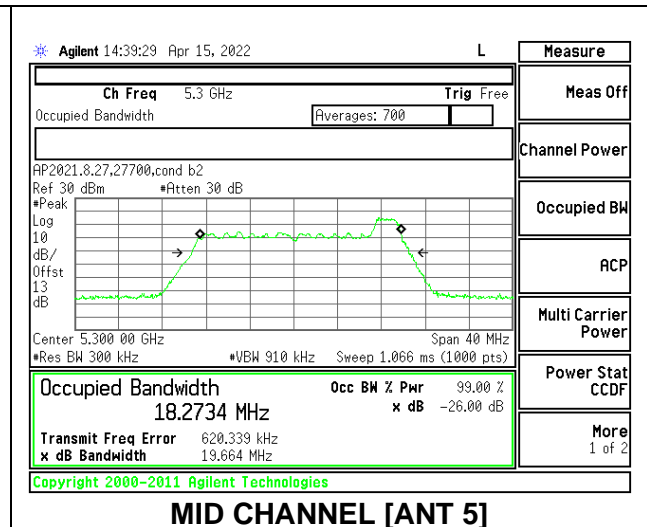
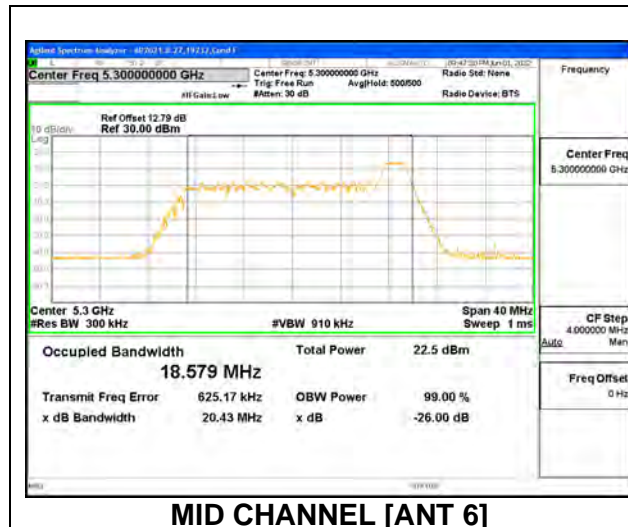
Channel	Frequency (MHz)	26dB Bandwidth Antenna 6 (MHz)	26dB Bandwidth Antenna 5 (MHz)	99% Bandwidth Antenna 6 (MHz)	99% Bandwidth Antenna 5 (MHz)
Low	5260	19.25	18.26	17.230	16.911
Mid	5300	19.22	18.11	17.084	16.918
High	5320	19.03	18.18	17.195	16.915





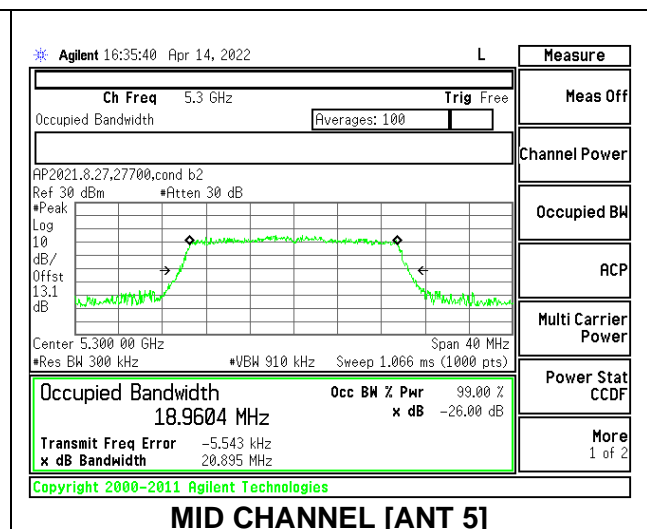
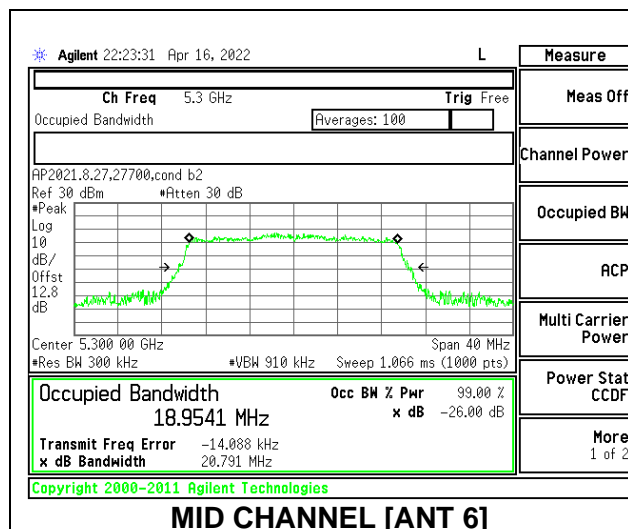
**2TX Antenna 6 + Antenna 5 OFDMA MODE: 26 Tones, RU Index 8**

Channel	Frequency (MHz)	26dB Bandwidth Antenna 6 (MHz)	26dB Bandwidth Antenna 5 (MHz)	99% Bandwidth Antenna 6 (MHz)	99% Bandwidth Antenna 5 (MHz)
Low	5260	20.44	19.811	18.627	18.3558
Mid	5300	20.43	19.664	18.579	18.2734
High	5320	20.44	19.789	18.503	18.3161



**2TX Antenna 6 + Antenna 5 OFDMA MODE: SU Mode**

Channel	Frequency (MHz)	26dB Bandwidth Antenna 6 (MHz)	26dB Bandwidth Antenna 5 (MHz)	99% Bandwidth Antenna 6 (MHz)	99% Bandwidth Antenna 5 (MHz)
Low	5260	20.798	20.689	18.9603	18.8774
Mid	5300	20.791	20.895	18.9541	18.9604
High	5320	21.322	20.824	18.9437	18.9361

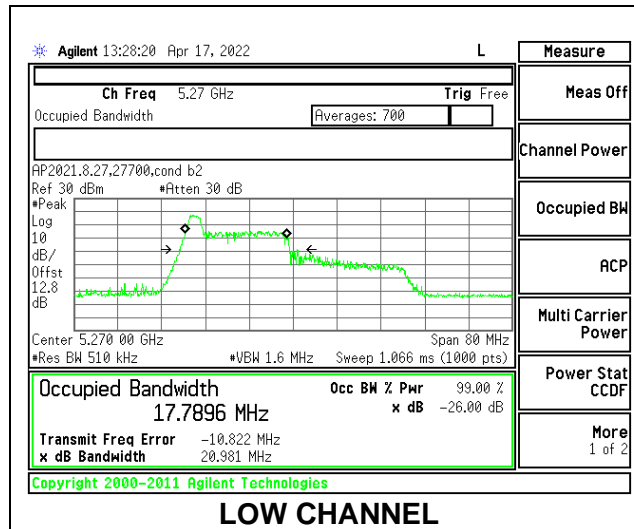




9.2.11. 802.11ax HE40 MODE IN THE 5.3 GHz BAND

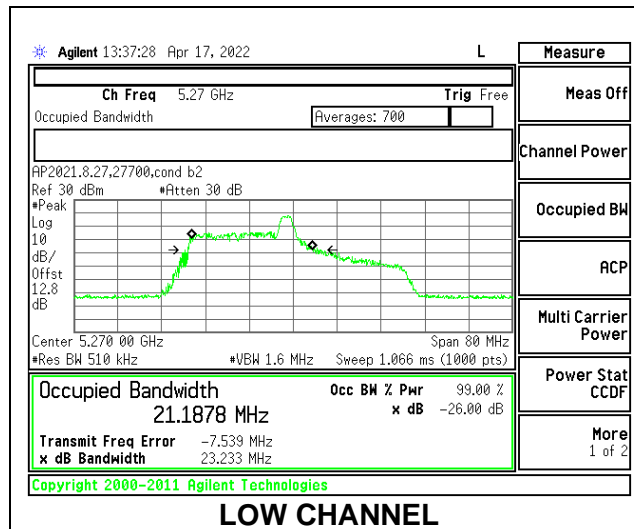
1TX Antenna 6 MODE: 26 Tones, RU Index 0

Channel	Frequency (MHz)	26dB Bandwidth (MHz)	99% Bandwidth (MHz)
Low	5270	20.981	17.7896
High	5310	20.311	17.9855



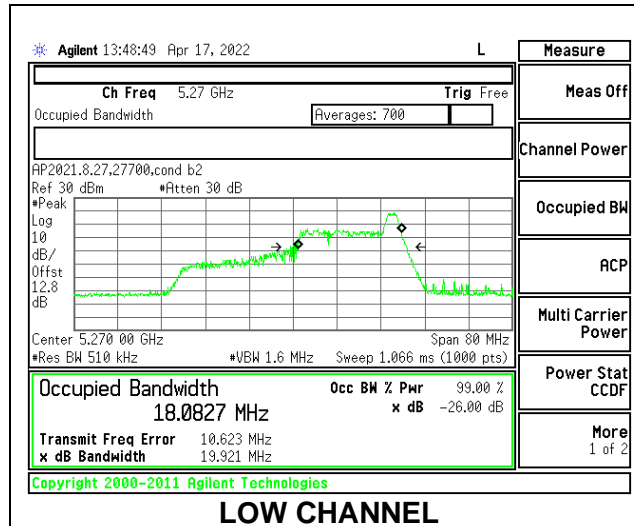
1TX Antenna 6 MODE: 26 Tones, RU Index 8

Channel	Frequency (MHz)	26dB Bandwidth (MHz)	99% Bandwidth (MHz)
Low	5270	23.233	21.1878
High	5310	23.07	21.452



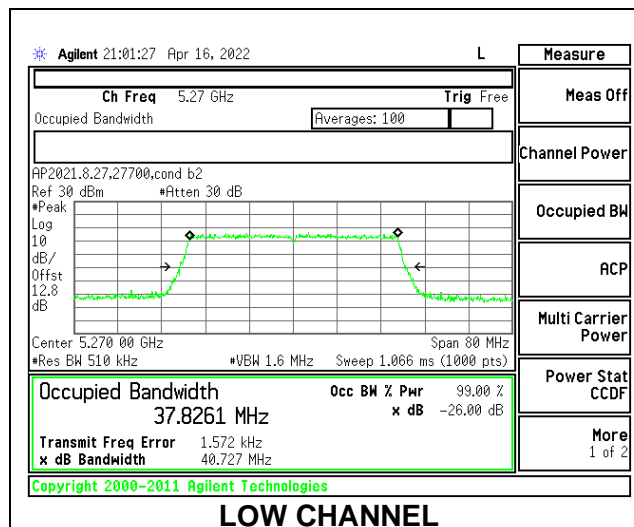
**1TX Antenna 6 MODE: 26 Tones, RU Index 17**

Channel	Frequency (MHz)	26dB Bandwidth (MHz)	99% Bandwidth (MHz)
Low	5270	19.921	18.0827
High	5310	20.978	17.1162



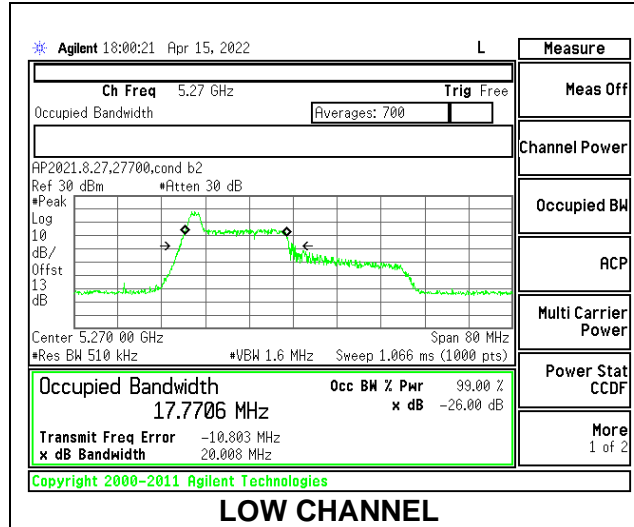
**1TX Antenna 6 MODE: SU Mode**

Channel	Frequency (MHz)	26dB Bandwidth (MHz)	99% Bandwidth (MHz)
Low	5270	40.727	37.8261
High	5310	41.776	37.9534



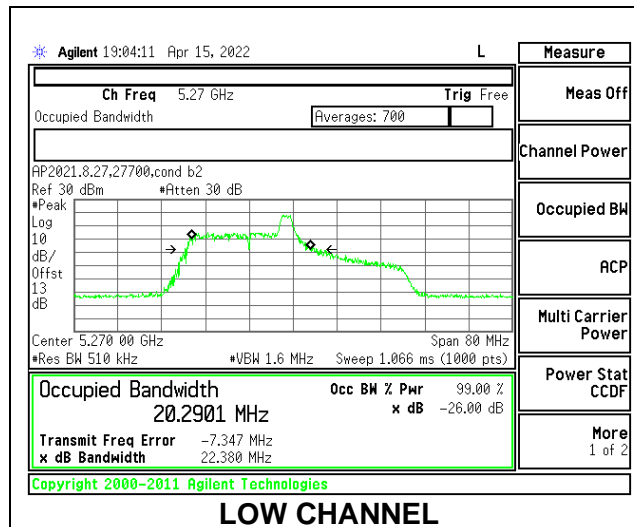
**1TX Antenna 5 MODE: 26 Tones, RU Index 0**

Channel	Frequency (MHz)	26dB Bandwidth (MHz)	99% Bandwidth (MHz)
Low	5270	20.008	17.7706
High	5310	19.098	17.0750



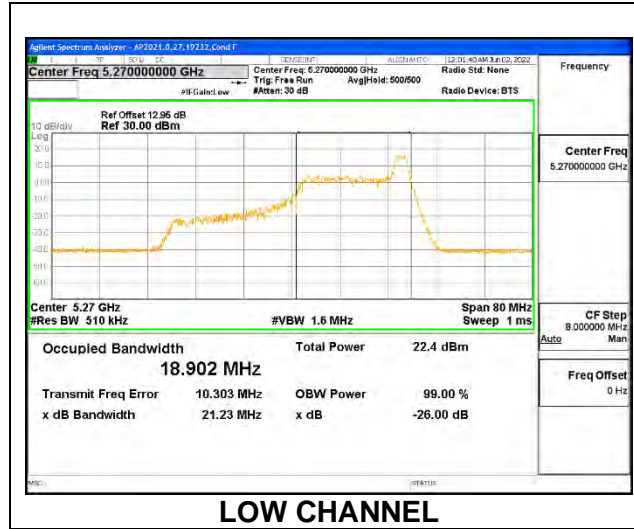
**1TX Antenna 5 MODE: 26 Tones, RU Index 8**

Channel	Frequency (MHz)	26dB Bandwidth (MHz)	99% Bandwidth (MHz)
Low	5270	22.380	20.2901
High	5310	22.814	20.8527



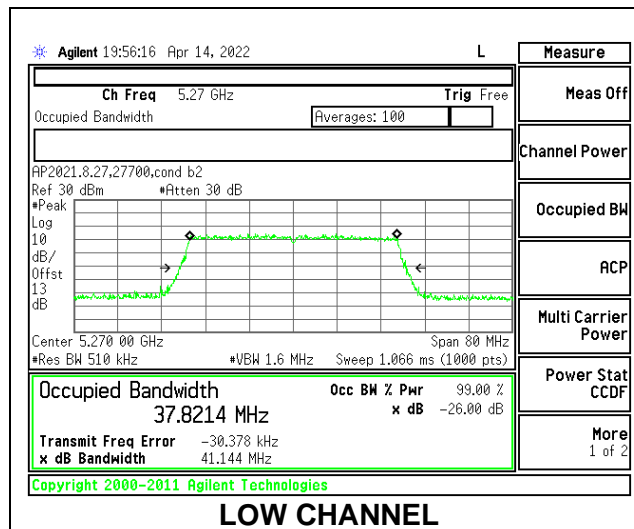
**1TX Antenna 5 MODE: 26 Tones, RU Index 17**

Channel	Frequency (MHz)	26dB Bandwidth (MHz)	99% Bandwidth (MHz)
Low	5270	21.23	18.902
High	5310	20.555	18.1169



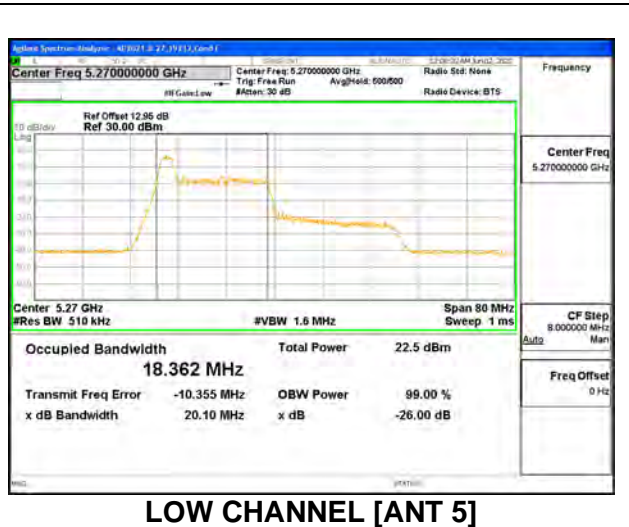
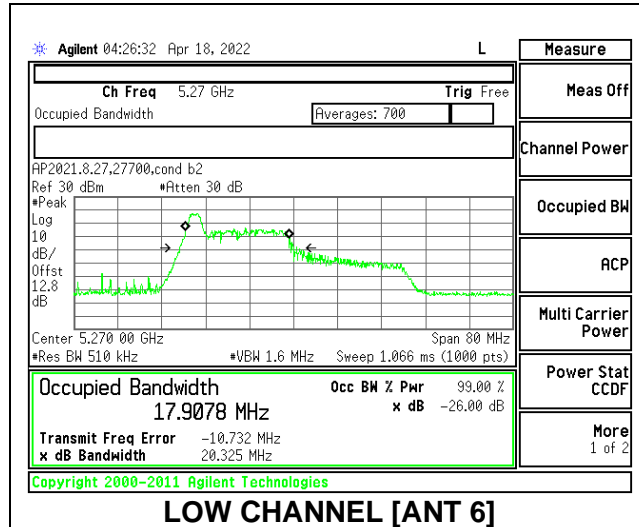
**1TX Antenna 5 MODE: SU Mode**

Channel	Frequency (MHz)	26dB Bandwidth (MHz)	99% Bandwidth (MHz)
Low	5270	41.144	37.8214
High	5310	42.020	38.0072



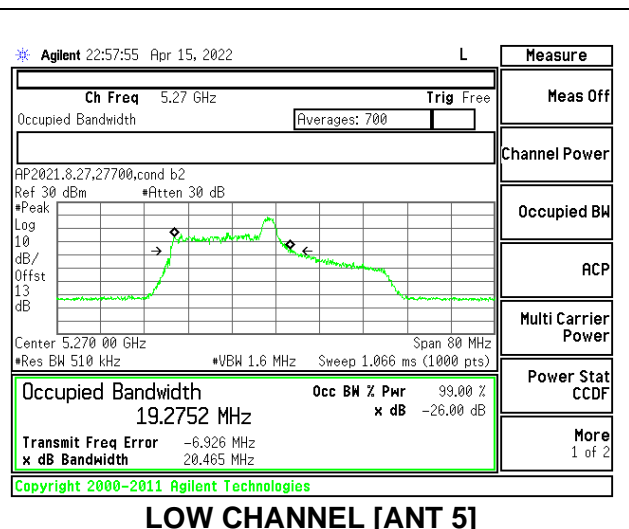
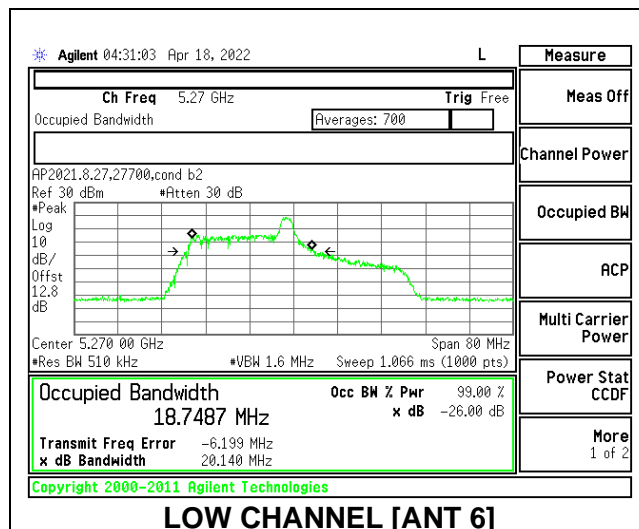
**2TX Antenna 6 + Antenna 5 OFDMA MODE: 26 Tones, RU Index 0**

Channel	Frequency (MHz)	26dB Bandwidth Antenna 6 (MHz)	26dB Bandwidth Antenna 5 (MHz)	99% Bandwidth Antenna 6 (MHz)	99% Bandwidth Antenna 5 (MHz)
Low	5270	20.325	20.10	17.9078	18.362
High	5310	19.837	19.255	18.3298	17.5273



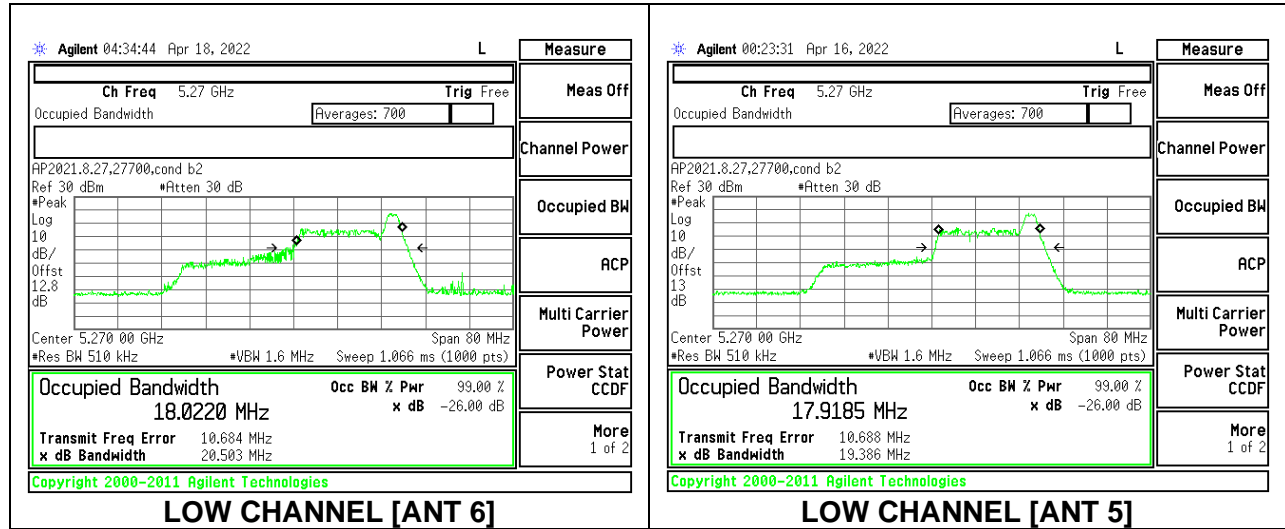
**2TX Antenna 6 + Antenna 5 OFDMA MODE: 26 Tones, RU Index 8**

Channel	Frequency (MHz)	26dB Bandwidth Antenna 6 (MHz)	26dB Bandwidth Antenna 5 (MHz)	99% Bandwidth Antenna 6 (MHz)	99% Bandwidth Antenna 5 (MHz)
Low	5270	20.140	20.465	18.7487	19.2752
High	5310	23.72	22.322	21.607	20.5912



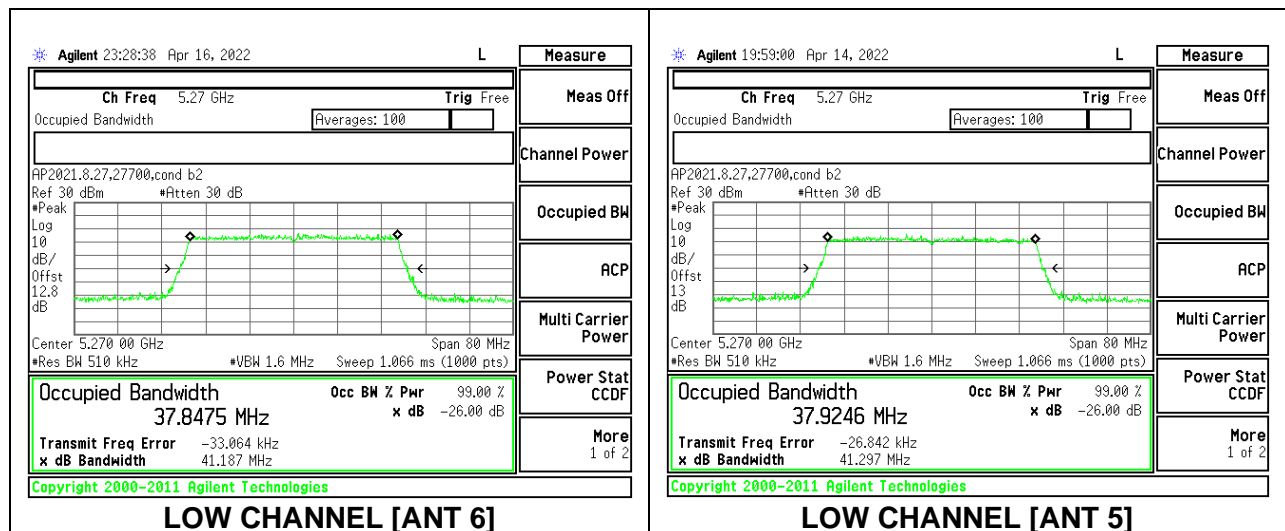
**2TX Antenna 6 + Antenna 5 OFDMA MODE: 26 Tones, RU Index 17**

Channel	Frequency (MHz)	26dB Bandwidth Antenna 6 (MHz)	26dB Bandwidth Antenna 5 (MHz)	99% Bandwidth Antenna 6 (MHz)	99% Bandwidth Antenna 5 (MHz)
Low	5270	20.503	19.386	18.0220	17.9185
High	5310	21.16	19.491	18.850	18.1021



**2TX Antenna 6 + Antenna 5 OFDMA MODE: SU Mode**

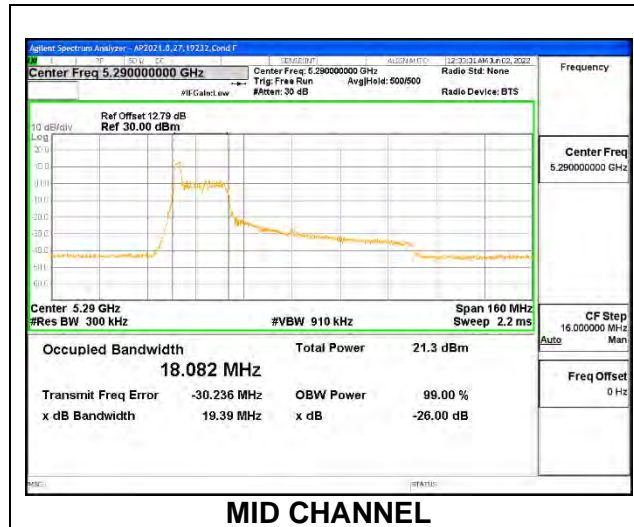
Channel	Frequency (MHz)	26dB Bandwidth Antenna 6 (MHz)	26dB Bandwidth Antenna 5 (MHz)	99% Bandwidth Antenna 6 (MHz)	99% Bandwidth Antenna 5 (MHz)
Low	5270	41.187	41.297	37.8475	37.9246
High	5310	43.699	42.178	37.8815	37.9813



9.2.12. 802.11ax HE80 MODE IN THE 5.3 GHz BAND

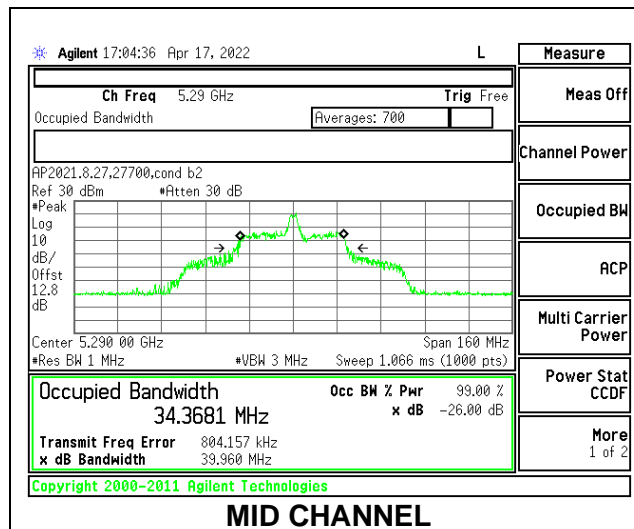
1TX Antenna 6 MODE: 26 Tones, RU Index 0

Channel	Frequency (MHz)	26dB Bandwidth (MHz)	99% Bandwidth (MHz)
Mid	5290	19.39	18.082



1TX Antenna 6 MODE: 26 Tones, RU Index 18

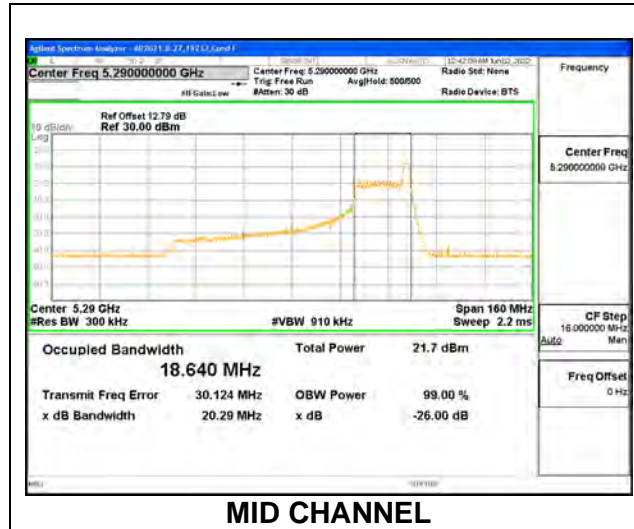
Channel	Frequency (MHz)	26dB Bandwidth (MHz)	99% Bandwidth (MHz)
Mid	5290	39.960	34.3681





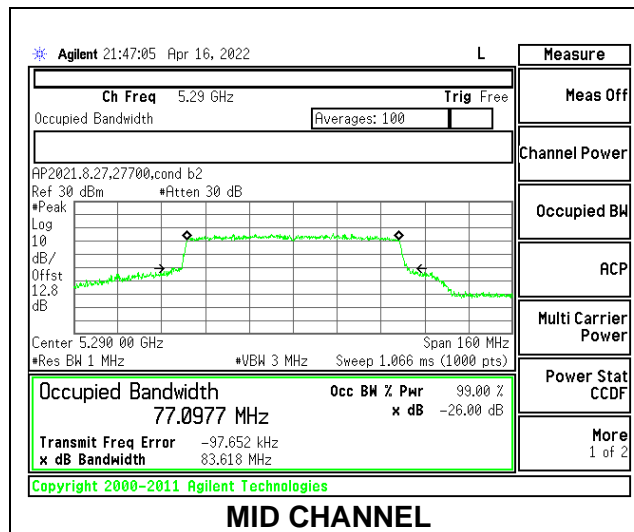
**1TX Antenna 6 MODE: 26 Tones, RU Index 36**

Channel	Frequency (MHz)	26dB Bandwidth (MHz)	99% Bandwidth (MHz)
Mid	5290	20.29	18.640



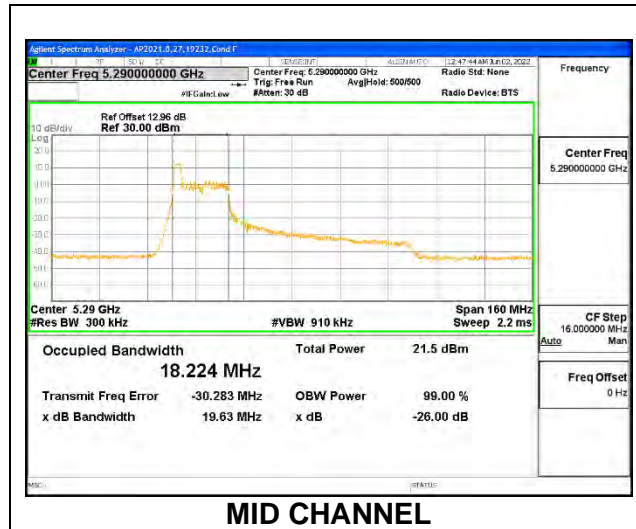
**1TX Antenna 6 MODE: SU Mode**

Channel	Frequency (MHz)	26dB Bandwidth (MHz)	99% Bandwidth (MHz)
Mid	5290	83.618	77.0977



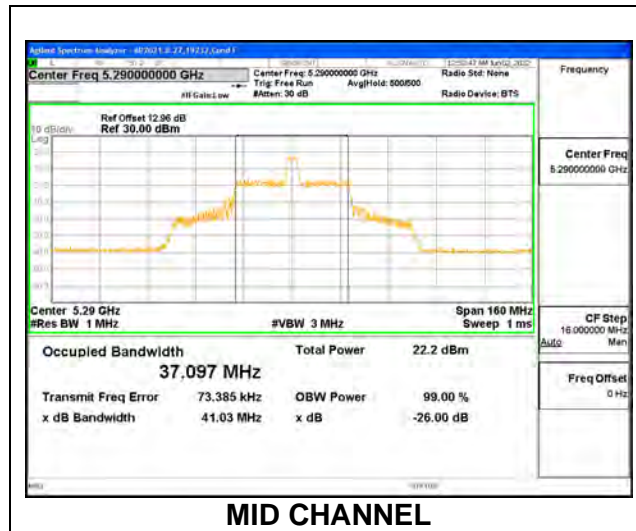
**1TX Antenna 5 MODE: 26 Tones, RU Index 0**

Channel	Frequency (MHz)	26dB Bandwidth (MHz)	99% Bandwidth (MHz)
Mid	5290	19.63	18.224



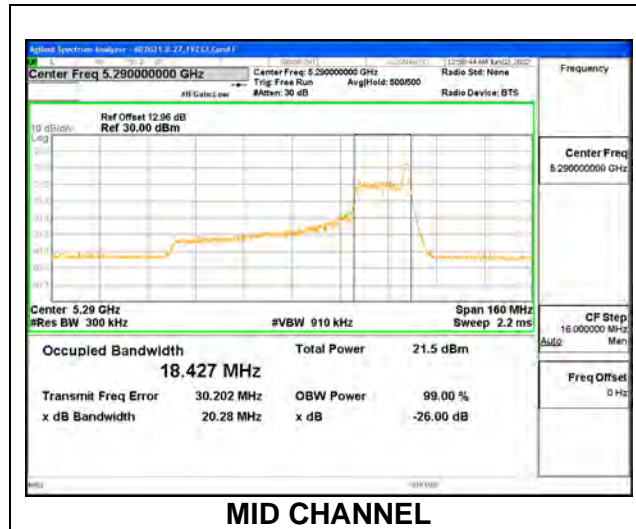
**1TX Antenna 5 MODE: 26 Tones, RU Index 18**

Channel	Frequency (MHz)	26dB Bandwidth (MHz)	99% Bandwidth (MHz)
Mid	5290	41.03	37.097



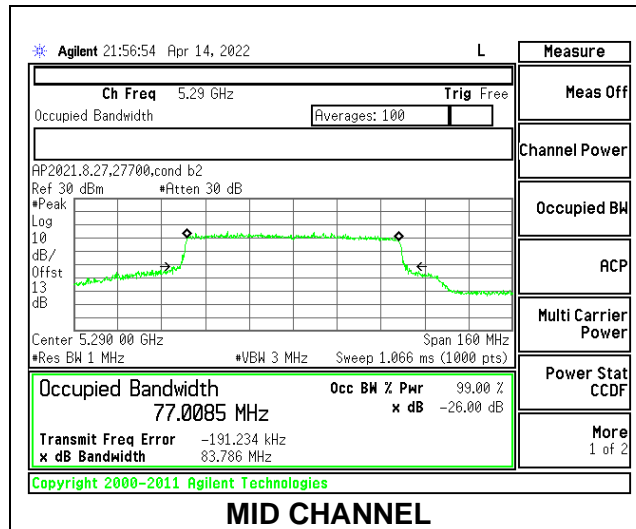
**1TX Antenna 5 MODE: 26 Tones, RU Index 36**

Channel	Frequency (MHz)	26dB Bandwidth (MHz)	99% Bandwidth (MHz)
Mid	5290	20.28	18.427



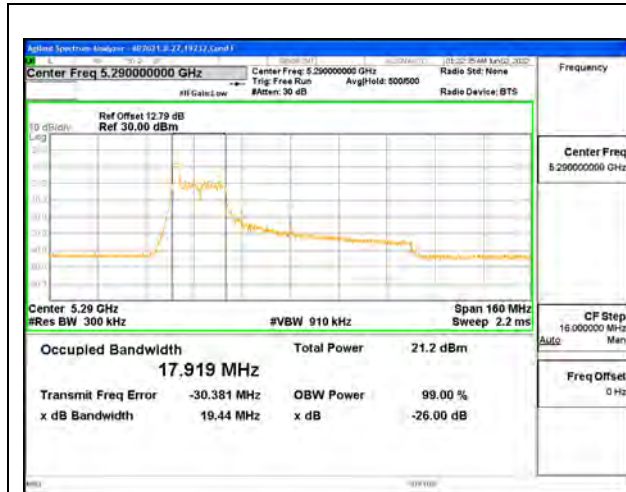
**1TX Antenna 5 MODE: SU Mode**

Channel	Frequency (MHz)	26dB Bandwidth (MHz)	99% Bandwidth (MHz)
Mid	5290	83.786	77.0085

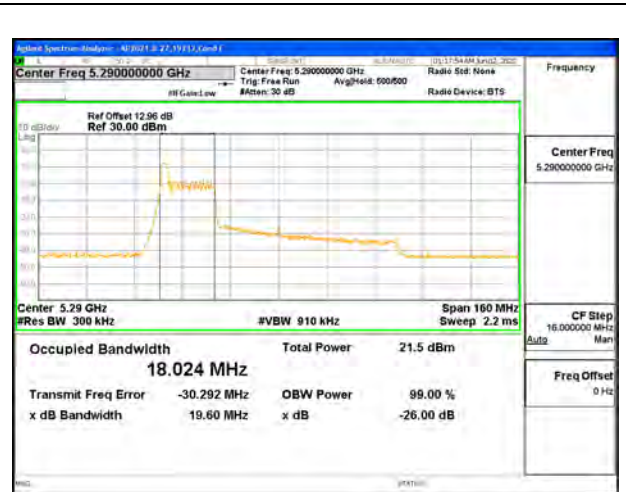


**2TX Antenna 6 + Antenna 5 OFDMA MODE: 26 Tones, RU Index 0**

Channel	Frequency (MHz)	26dB Bandwidth Antenna 6 (MHz)	26dB Bandwidth Antenna 5 (MHz)	99% Bandwidth Antenna 6 (MHz)	99% Bandwidth Antenna 5 (MHz)
Mid	5290	19.44	19.60	17.919	18.024



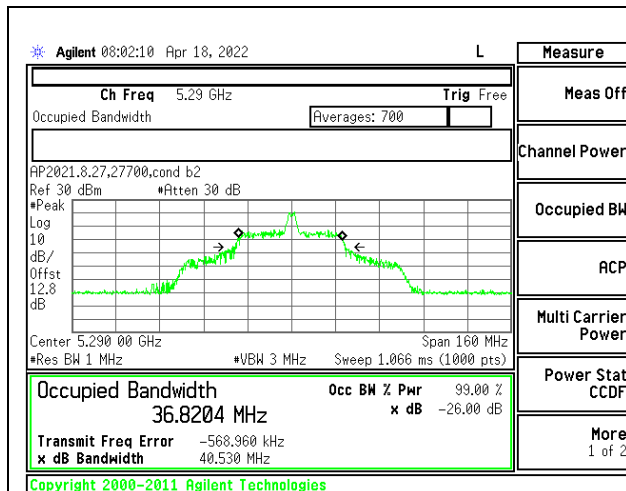
**MID CHANNEL [ANT 6]**



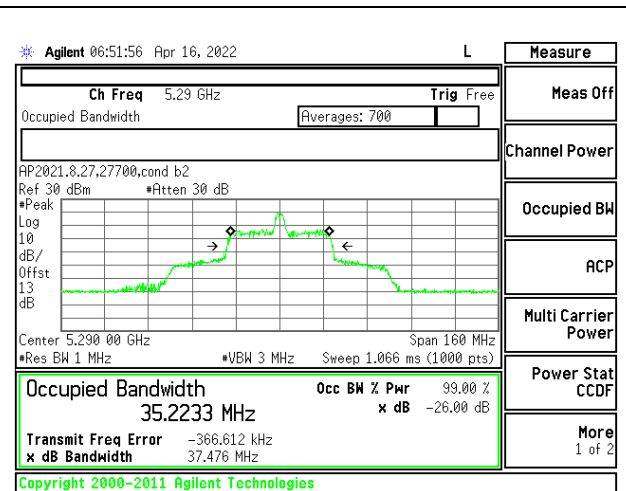
**MID CHANNEL [ANT 5]**

**2TX Antenna 6 + Antenna 5 OFDMA MODE: 26 Tones, RU Index 18**

Channel	Frequency (MHz)	26dB Bandwidth Antenna 6 (MHz)	26dB Bandwidth Antenna 5 (MHz)	99% Bandwidth Antenna 6 (MHz)	99% Bandwidth Antenna 5 (MHz)
Mid	5290	40.530	37.476	36.8204	35.2233



**MID CHANNEL [ANT 6]**



**MID CHANNEL [ANT 5]**

**2TX Antenna 6 + Antenna 5 OFDMA MODE: 26 Tones, RU Index 36**

Channel	Frequency (MHz)	26dB Bandwidth Antenna 6 (MHz)	26dB Bandwidth Antenna 5 (MHz)	99% Bandwidth Antenna 6 (MHz)	99% Bandwidth Antenna 5 (MHz)
Mid	5290	20.25	19.52	18.351	18.041



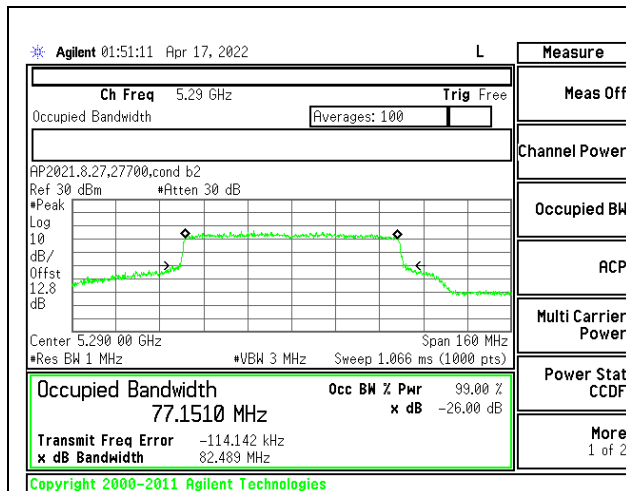
**MID CHANNEL [ANT 6]**



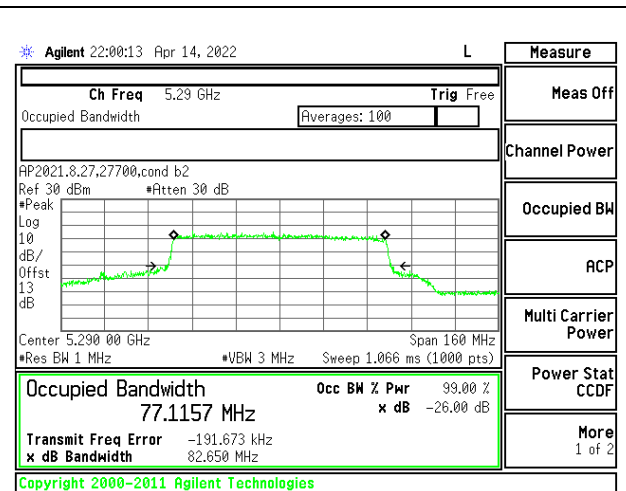
**MID CHANNEL [ANT 5]**

**2TX Antenna 6 + Antenna 5 OFDMA MODE: SU Mode**

Channel	Frequency (MHz)	26dB Bandwidth Antenna 6 (MHz)	26dB Bandwidth Antenna 5 (MHz)	99% Bandwidth Antenna 6 (MHz)	99% Bandwidth Antenna 5 (MHz)
Mid	5290	82.489	82.650	77.1510	77.1157



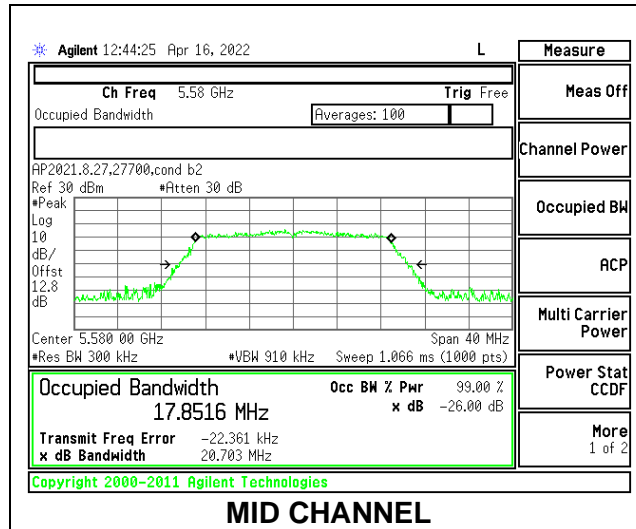
**MID CHANNEL [ANT 6]**



**MID CHANNEL [ANT 5]**

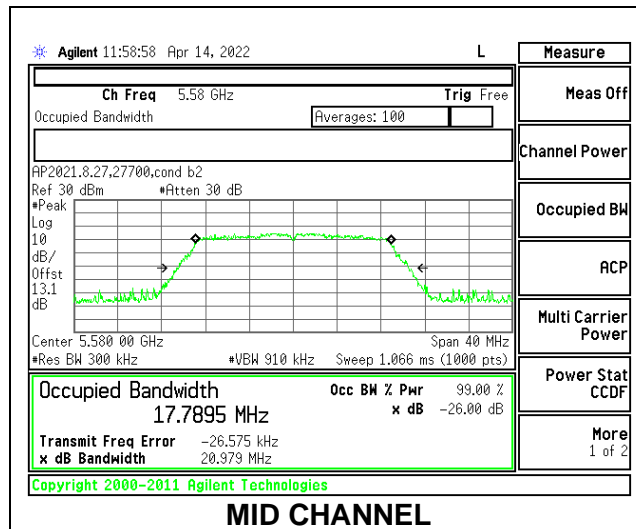
9.2.13. **802.11n HT20 MODE IN THE 5.6 GHz BAND**  
**1TX Antenna 6 MODE**

Channel	Frequency (MHz)	26dB Bandwidth (MHz)	99% Bandwidth (MHz)
Low	5500	21.285	17.8896
Mid	5580	20.703	17.8516
High	5700	21.338	17.9019
144	5720	20.805	17.7654



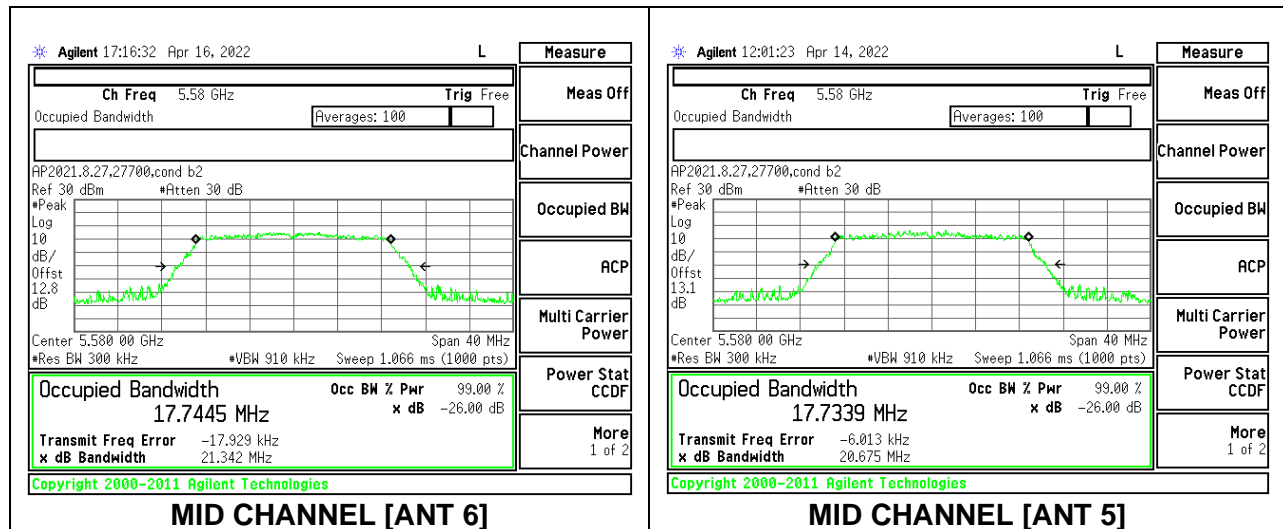
**1TX Antenna 5 MODE**

Channel	Frequency (MHz)	26dB Bandwidth (MHz)	99% Bandwidth (MHz)
Low	5500	21.238	17.9040
Mid	5580	20.979	17.7895
High	5700	21.271	17.8854
144	5720	20.711	17.7852



**2TX Antenna 6 + Antenna 5 CDD MODE**

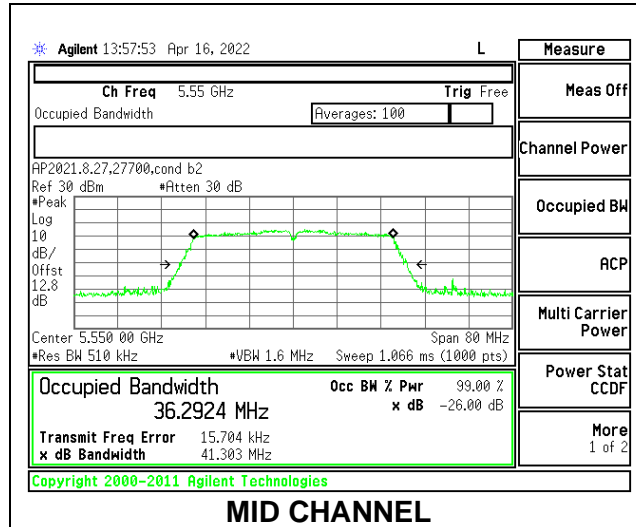
Channel	Frequency (MHz)	26dB Bandwidth Antenna 6 (MHz)	26dB Bandwidth Antenna 5 (MHz)	99% Bandwidth Antenna 6 (MHz)	99% Bandwidth Antenna 5 (MHz)
Low	5500	21.566	21.293	17.9171	17.7675
Mid	5580	21.342	20.675	17.7445	17.7339
High	5700	21.327	21.229	17.9058	17.8136
144	5720	20.756	20.849	17.7825	17.7841





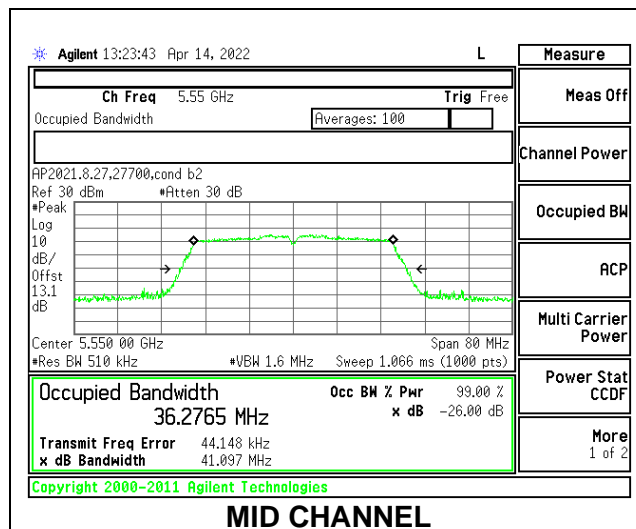
9.2.14. **802.11n HT40 MODE IN THE 5.6 GHz BAND**  
**1TX Antenna 6 MODE**

Channel	Frequency (MHz)	26dB Bandwidth (MHz)	99% Bandwidth (MHz)
Low	5510	44.106	36.4101
Mid	5550	41.303	36.2924
High	5670	43.976	36.4292
142	5710	41.237	36.3240



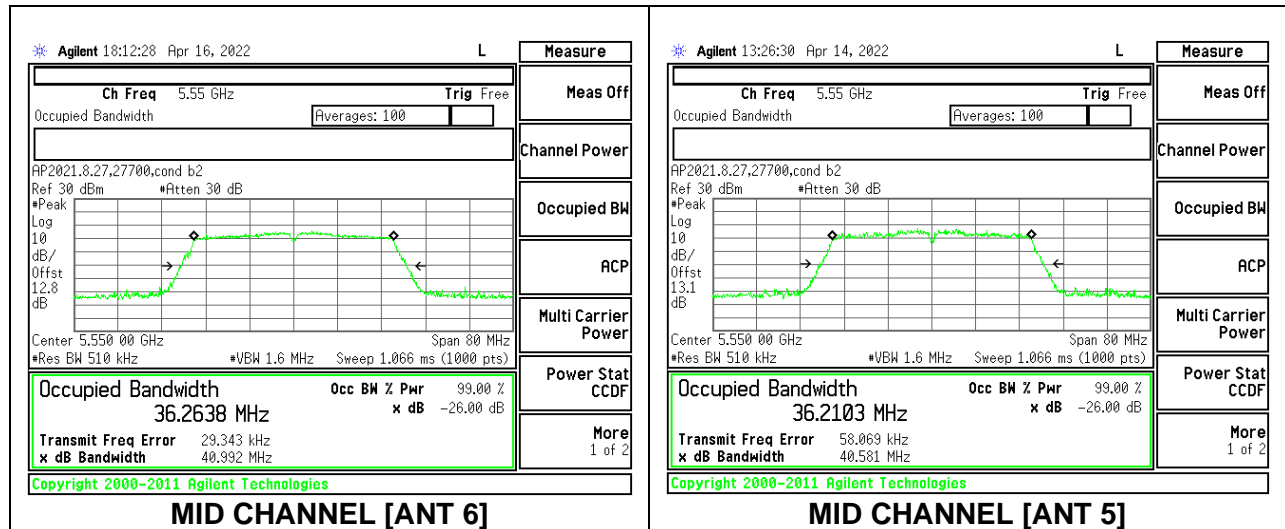
**1TX Antenna 5 MODE**

Channel	Frequency (MHz)	26dB Bandwidth (MHz)	99% Bandwidth (MHz)
Low	5510	43.188	36.4444
Mid	5550	41.097	36.2765
High	5670	43.564	36.3342
142	5710	41.194	36.2764



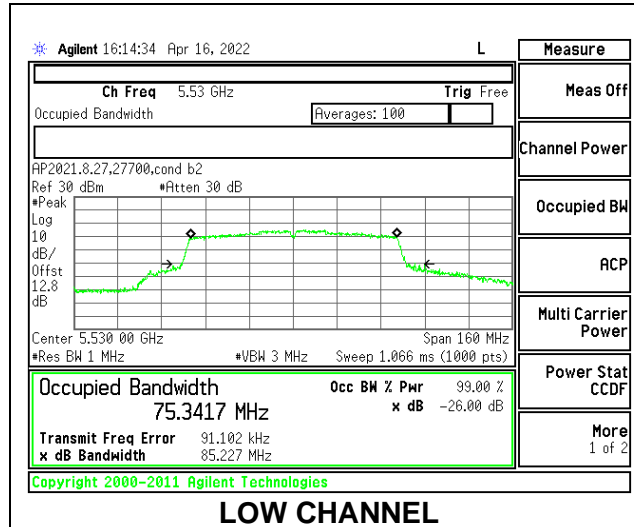
**2TX Antenna 6 + Antenna 5 CDD MODE**

Channel	Frequency (MHz)	26dB Bandwidth Antenna 6 (MHz)	26dB Bandwidth Antenna 5 (MHz)	99% Bandwidth Antenna 6 (MHz)	99% Bandwidth Antenna 5 (MHz)
Low	5510	41.986	40.892	36.3049	36.2854
Mid	5550	40.992	40.581	36.2638	36.2103
High	5670	44.131	41.497	36.3151	36.2792
144	5710	40.948	40.532	36.3280	36.1555



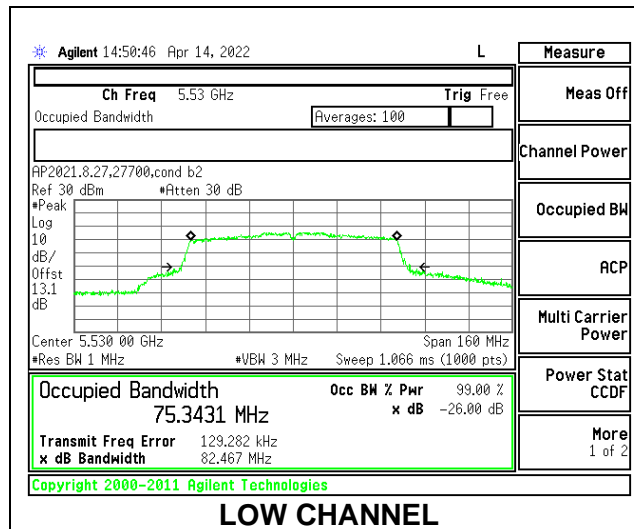
9.2.15. **802.11ac VHT80 MODE IN THE 5.6 GHz BAND**  
**1TX Antenna 6 MODE**

Channel	Frequency (MHz)	26dB Bandwidth (MHz)	99% Bandwidth (MHz)
Low	5530	85.227	75.3417
High	5610	82.227	75.4125
138	5690	80.938	75.3636



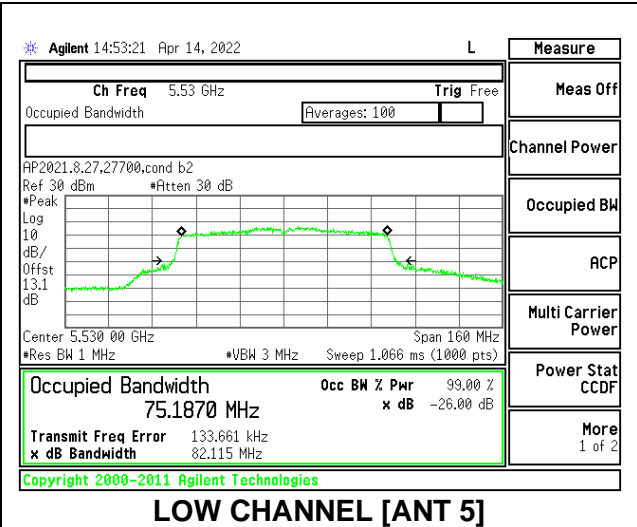
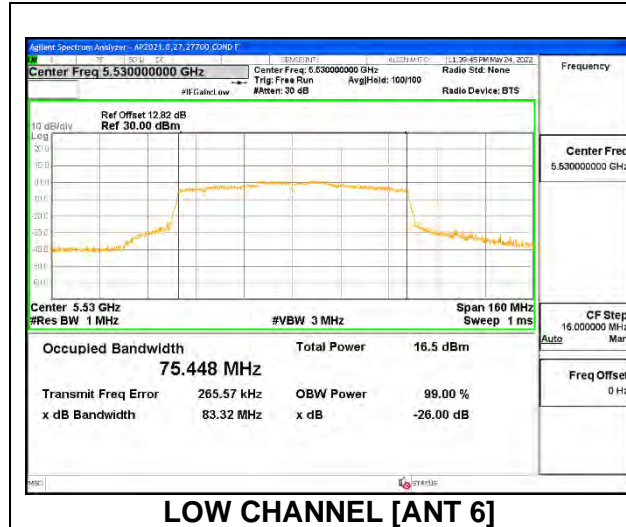
**1TX Antenna 5 MODE**

Channel	Frequency (MHz)	26dB Bandwidth (MHz)	99% Bandwidth (MHz)
Low	5530	82.467	75.3431
High	5610	82.803	75.3897
138	5690	81.064	75.4173



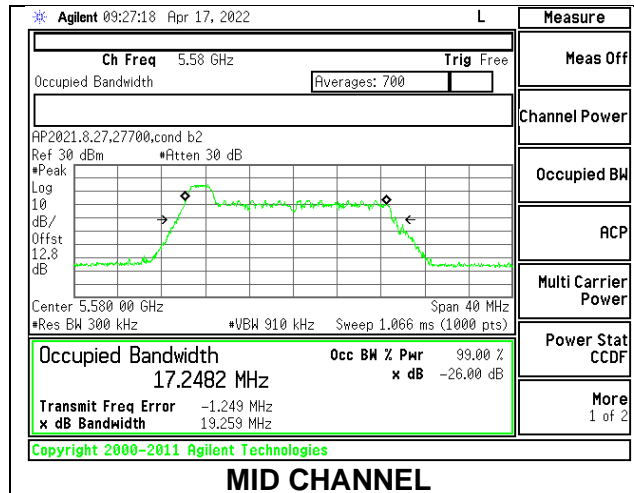
**2TX Antenna 6 + Antenna 5 CDD MODE**

Channel	Frequency (MHz)	26dB Bandwidth Antenna 6 (MHz)	26dB Bandwidth Antenna 5 (MHz)	99% Bandwidth Antenna 6 (MHz)	99% Bandwidth Antenna 5 (MHz)
Low	5530	83.32	82.115	75.448	75.1870
High	5610	83.24	81.095	75.619	75.3762
138	5690	81.72	80.613	75.574	75.3534



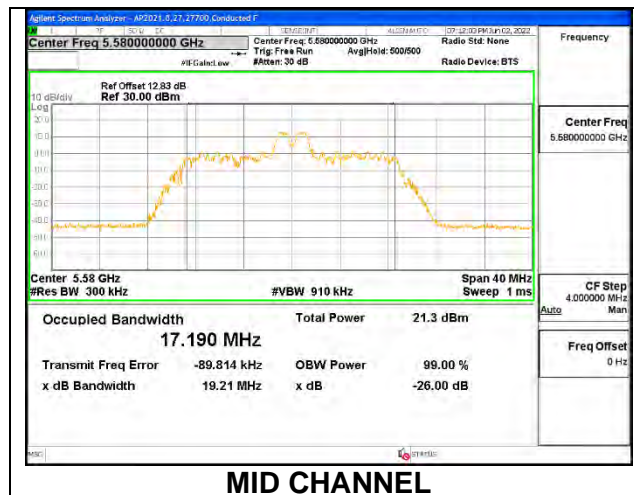
9.2.16. **802.11ax HE20 MODE IN THE 5.6 GHz BAND**  
**1TX Antenna 6 MODE: 26 Tones, RU Index 0**

Channel	Frequency (MHz)	26dB Bandwidth (MHz)	99% Bandwidth (MHz)
Low	5500	19.399	18.0840
Mid	5580	19.259	17.2482
High	5700	18.734	17.4247
144	5720	20.01	18.368



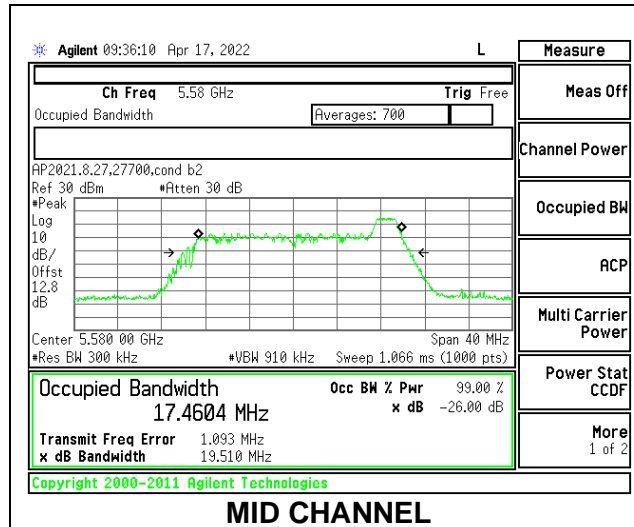
**1TX Antenna 6 MODE: 26 Tones, RU Index 4**

Channel	Frequency (MHz)	26dB Bandwidth (MHz)	99% Bandwidth (MHz)
Low	5500	19.16	16.890
Mid	5580	19.21	17.190
High	5700	18.85	17.264
144	5720	18.98	16.537



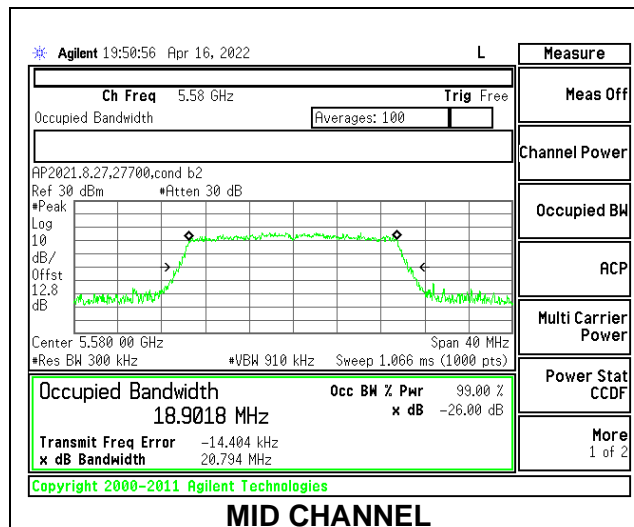
**1TX Antenna 6 MODE: 26 Tones, RU Index 8**

Channel	Frequency (MHz)	26dB Bandwidth (MHz)	99% Bandwidth (MHz)
Low	5500	20.34	18.460
Mid	5580	19.510	17.4604
High	5700	19.728	17.5462
144	5720	19.375	17.6905



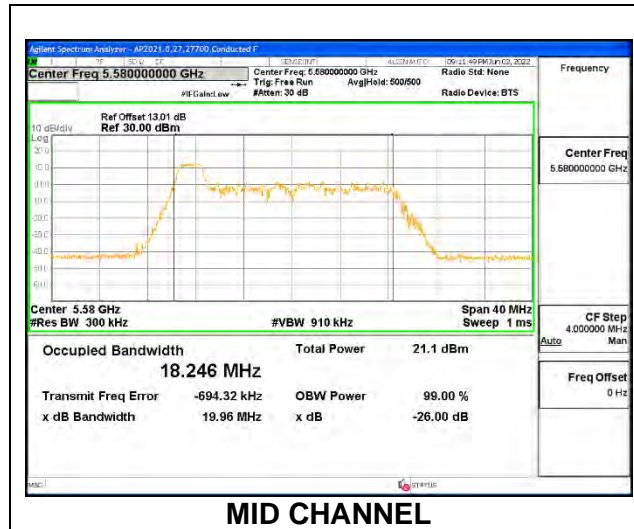
**1TX Antenna 6 MODE: SU Mode**

Channel	Frequency (MHz)	26dB Bandwidth (MHz)	99% Bandwidth (MHz)
Low	5500	21.088	18.9781
Mid	5580	20.794	18.9018
High	5700	21.284	18.9263
144	5720	21.010	18.9195



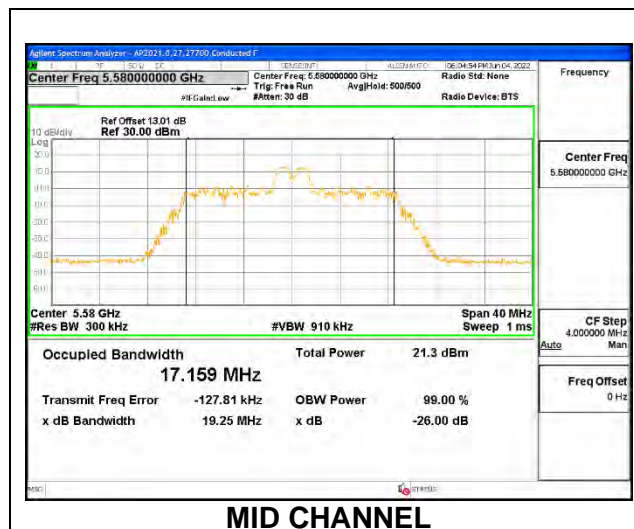
**1TX Antenna 5 MODE: 26 Tones, RU Index 0**

Channel	Frequency (MHz)	26dB Bandwidth (MHz)	99% Bandwidth (MHz)
Low	5500	19.594	18.0396
Mid	5580	19.96	18.246
High	5700	20.01	18.238
144	5720	19.297	17.7693



**1TX Antenna 5 MODE: 26 Tones, RU Index 4**

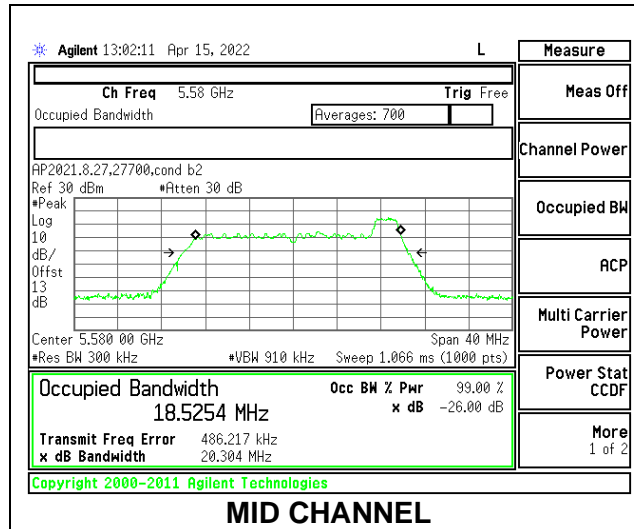
Channel	Frequency (MHz)	26dB Bandwidth (MHz)	99% Bandwidth (MHz)
Low	5500	19.27	17.196
Mid	5580	19.25	17.159
High	5700	19.22	17.116
144	5720	19.33	17.075





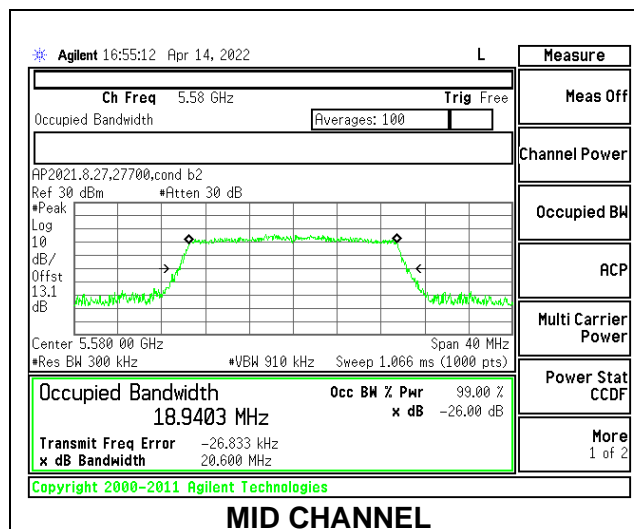
**1TX Antenna 5 MODE: 26 Tones, RU Index 8**

Channel	Frequency (MHz)	26dB Bandwidth (MHz)	99% Bandwidth (MHz)
Low	5500	20.463	18.6361
Mid	5580	20.304	18.5254
High	5700	20.380	18.6406
144	5720	20.549	18.6639



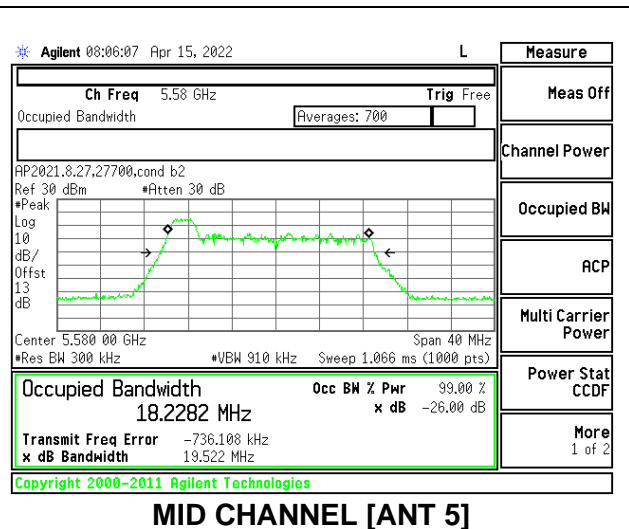
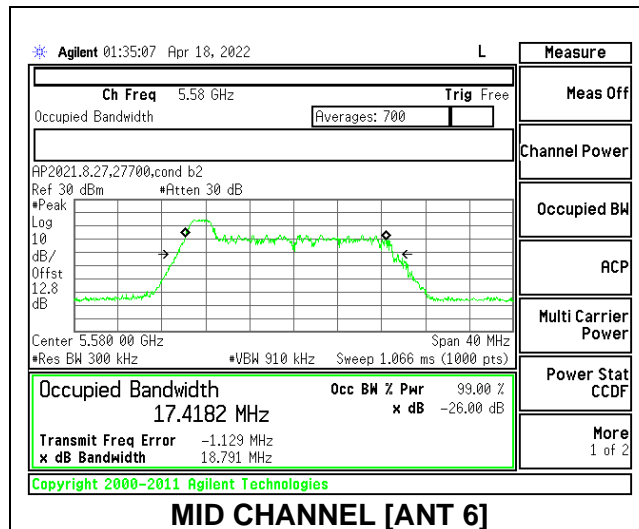
**1TX Antenna 5 MODE: SU Mode**

Channel	Frequency (MHz)	26dB Bandwidth (MHz)	99% Bandwidth (MHz)
Low	5500	21.444	18.9538
Mid	5580	20.600	18.9403
High	5700	21.949	18.9768
144	5720	20.769	18.9087



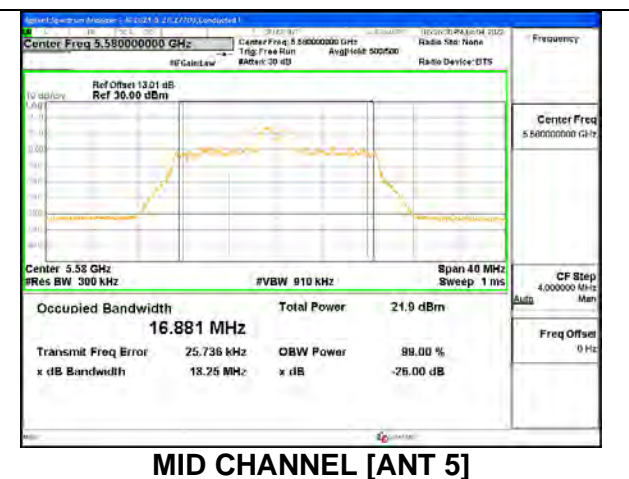
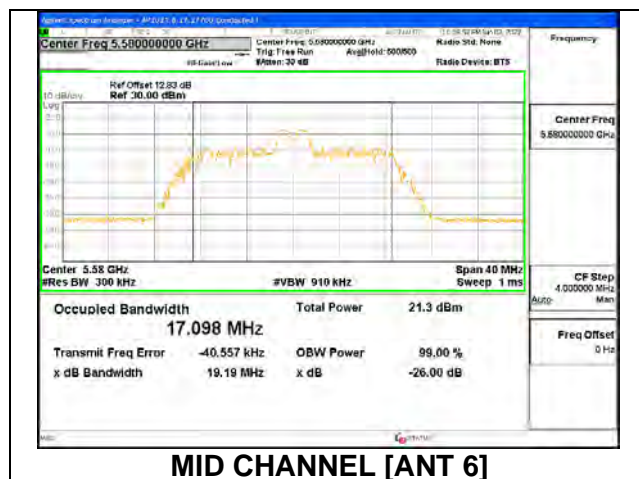
**2TX Antenna 6 + Antenna 5 OFDMA MODE: 26 Tones, RU Index 0**

Channel	Frequency (MHz)	26dB Bandwidth Antenna 6 (MHz)	26dB Bandwidth Antenna 5 (MHz)	99% Bandwidth Antenna 6 (MHz)	99% Bandwidth Antenna 5 (MHz)
Low	5500	19.316	19.75	17.9349	18.306
Mid	5580	18.791	19.522	17.4182	18.2282
High	5700	19.071	18.726	17.5624	17.4203
144	5720	19.139	18.772	17.8651	17.4539



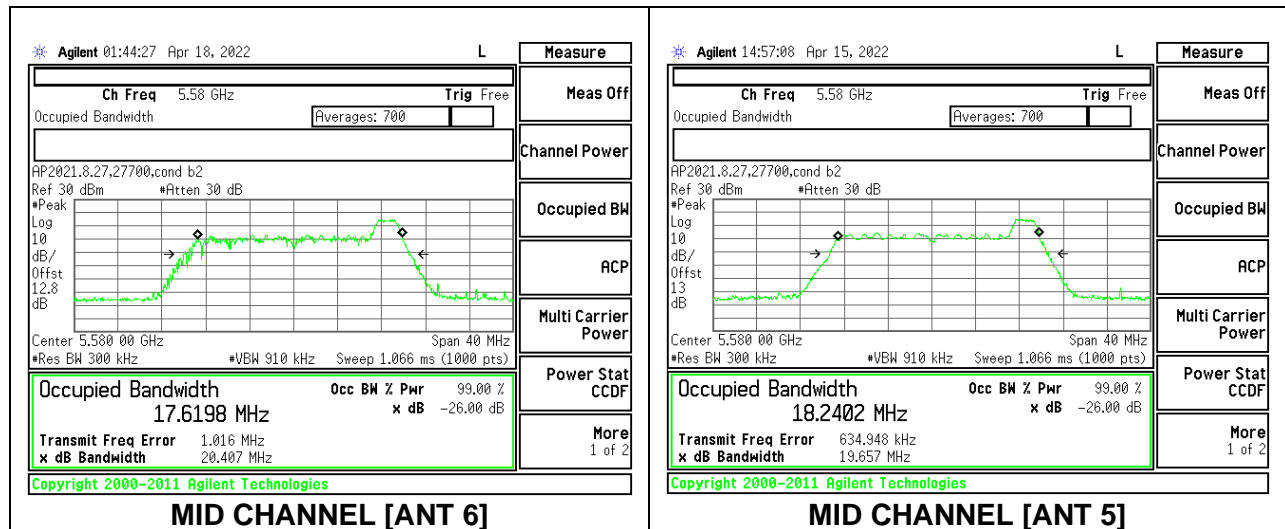
**2TX Antenna 6 + Antenna 5 OFDMA MODE: 26 Tones, RU Index 4**

Channel	Frequency (MHz)	26dB Bandwidth Antenna 6 (MHz)	26dB Bandwidth Antenna 5 (MHz)	99% Bandwidth Antenna 6 (MHz)	99% Bandwidth Antenna 5 (MHz)
Low	5500	18.82	18.19	17.126	16.934
Mid	5580	19.19	18.25	17.098	16.881
High	5700	19.03	18.26	17.085	16.947
144	5720	19.10	18.10	17.218	16.954



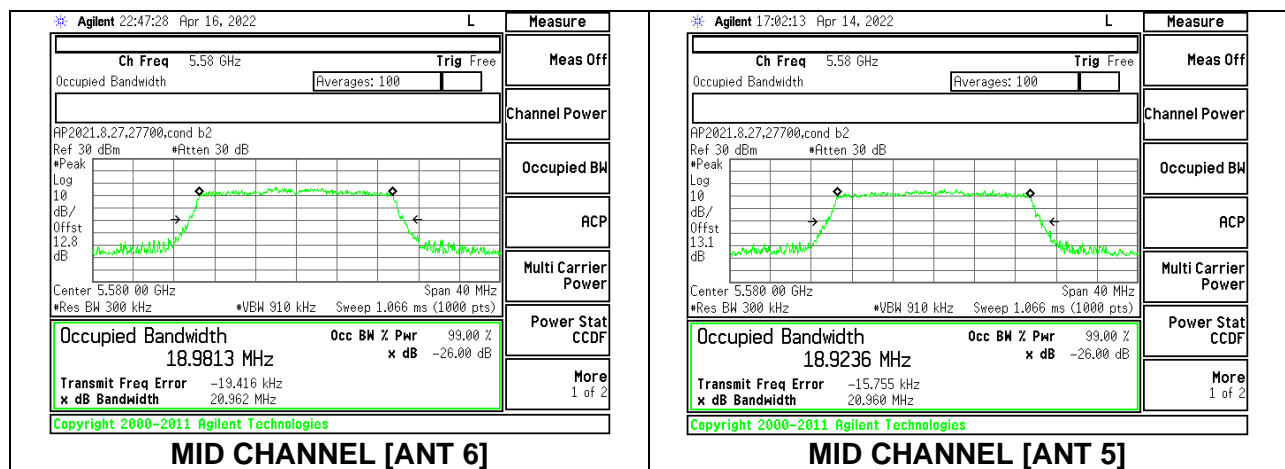
**2TX Antenna 6 + Antenna 5 OFDMA MODE: 26 Tones, RU Index 8**

Channel	Frequency (MHz)	26dB Bandwidth Antenna 6 (MHz)	26dB Bandwidth Antenna 5 (MHz)	99% Bandwidth Antenna 6 (MHz)	99% Bandwidth Antenna 5 (MHz)
Low	5500	20.162	19.826	17.6686	18.3313
Mid	5580	20.407	19.657	17.6198	18.2402
High	5700	20.43	19.843	18.495	18.2419
144	5720	19.606	19.797	17.5086	18.3232



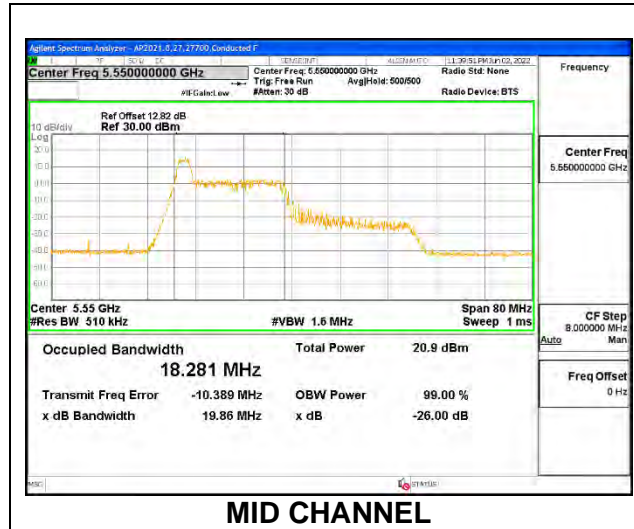
**2TX Antenna 6 + Antenna 5 OFDMA MODE: SU Mode**

Channel	Frequency (MHz)	26dB Bandwidth Antenna 6 (MHz)	26dB Bandwidth Antenna 5 (MHz)	99% Bandwidth Antenna 6 (MHz)	99% Bandwidth Antenna 5 (MHz)
Low	5500	21.083	22.912	18.127	18.9491
Mid	5580	20.962	20.960	18.9813	18.9236
High	5700	20.903	21.108	18.9549	18.9197
144	5720	20.756	20.849	17.7825	17.7841



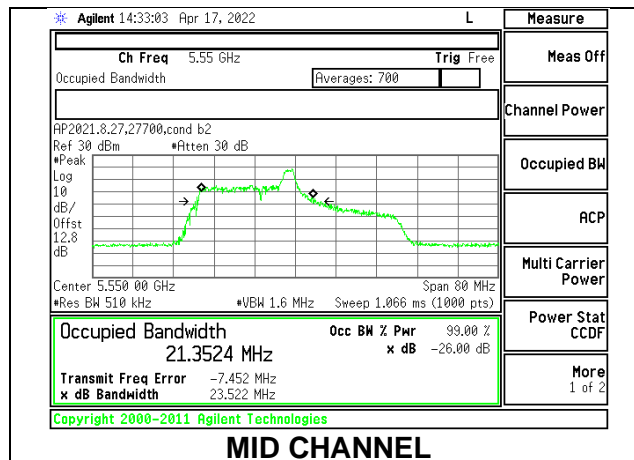
**9.2.17. 802.11ax HE40 MODE IN THE 5.6 GHz BAND**  
**1TX Antenna 6 MODE: 26 Tones, RU Index 0**

Channel	Frequency (MHz)	26dB Bandwidth (MHz)	99% Bandwidth (MHz)
Low	5510	20.679	17.8225
Mid	5550	19.86	18.281
High	5670	20.044	17.9076
142	5710	20.96	18.703



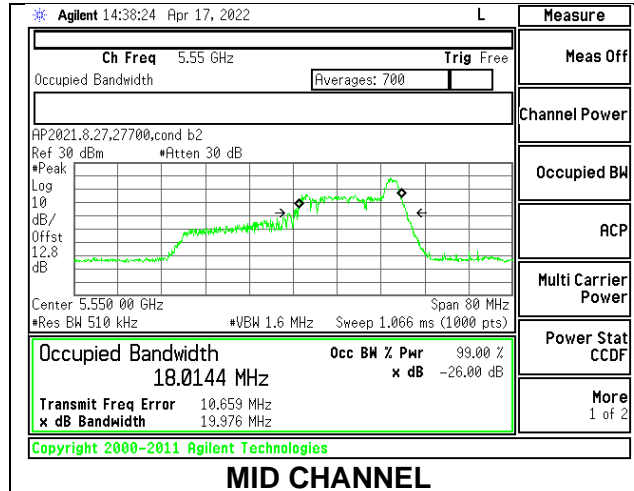
**1TX Antenna 6 MODE: 26 Tones, RU Index 8**

Channel	Frequency (MHz)	26dB Bandwidth (MHz)	99% Bandwidth (MHz)
Low	5510	22.660	21.1898
Mid	5550	23.522	21.3524
High	5670	23.643	20.6177
142	5710	23.797	20.9282



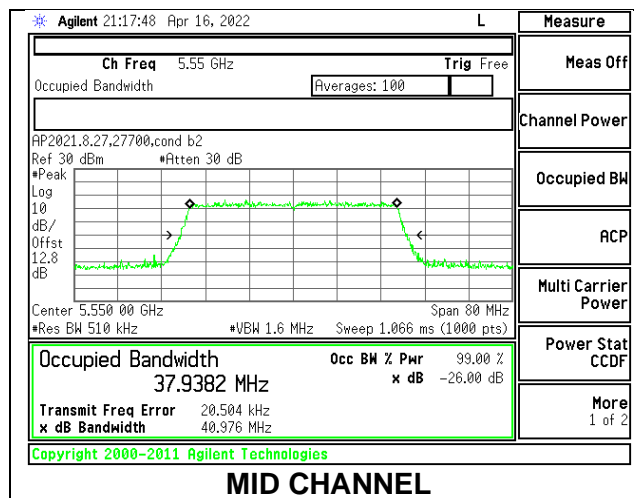
**1TX Antenna 6 MODE: 26 Tones, RU Index 17**

Channel	Frequency (MHz)	26dB Bandwidth (MHz)	99% Bandwidth (MHz)
Low	5510	20.678	18.4721
Mid	5550	19.976	18.0144
High	5670	20.69	18.565
142	5710	20.76	18.741



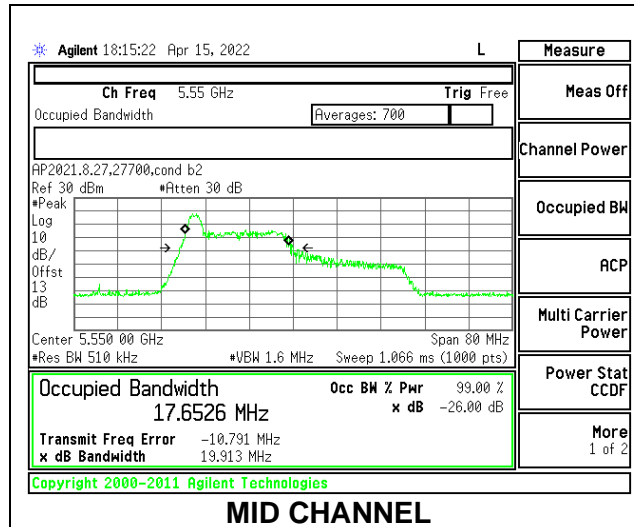
**1TX Antenna 6 MODE: SU Mode**

Channel	Frequency (MHz)	26dB Bandwidth (MHz)	99% Bandwidth (MHz)
Low	5510	42.221	37.9321
Mid	5550	40.976	37.9382
High	5670	44.034	37.9709
142	5710	41.213	37.7379



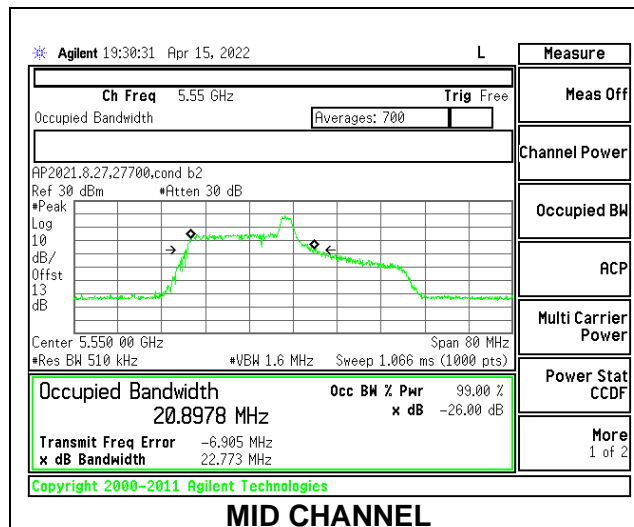
**1TX Antenna 5 MODE: 26 Tones, RU Index 0**

Channel	Frequency (MHz)	26dB Bandwidth (MHz)	99% Bandwidth (MHz)
Low	5510	21.296	18.6104
Mid	5550	19.913	17.6526
High	5670	21.07	18.491
142	5710	20.62	18.720



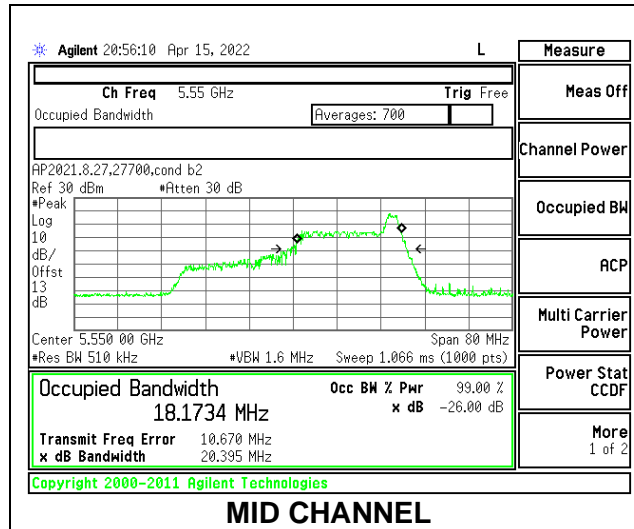
**1TX Antenna 5 MODE: 26 Tones, RU Index 8**

Channel	Frequency (MHz)	26dB Bandwidth (MHz)	99% Bandwidth (MHz)
Low	5510	22.570	20.6669
Mid	5550	22.773	20.8978
High	5670	21.480	19.7649
142	5710	22.112	20.8099



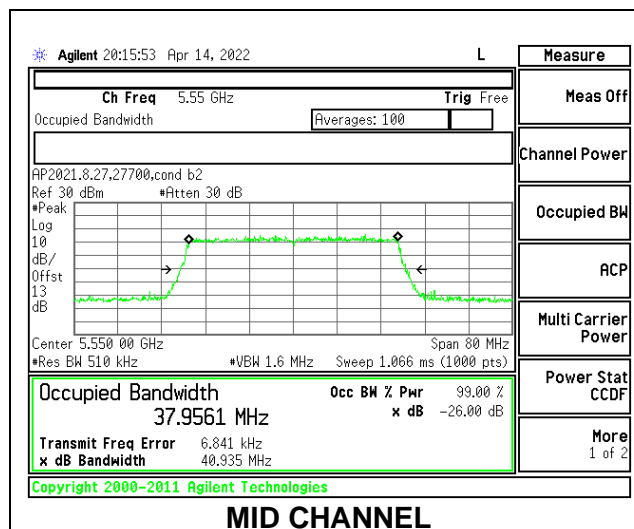
**1TX Antenna 5 MODE: 26 Tones, RU Index 17**

Channel	Frequency (MHz)	26dB Bandwidth (MHz)	99% Bandwidth (MHz)
Low	5510	20.350	18.1789
Mid	5550	20.395	18.1734
High	5670	21.19	18.961
142	5710	20.53	18.555



**1TX Antenna 5 MODE: SU Mode**

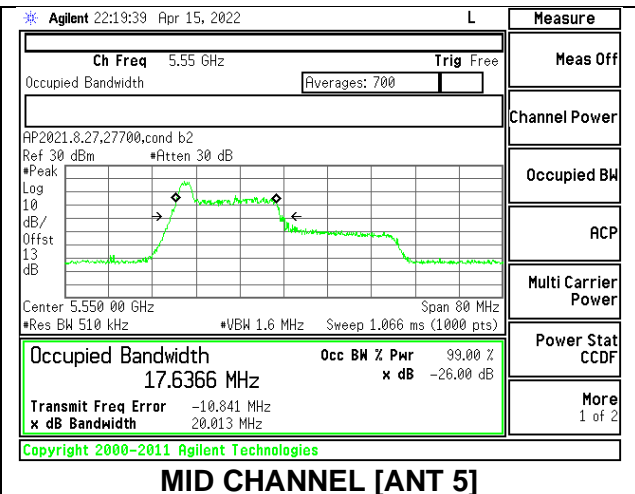
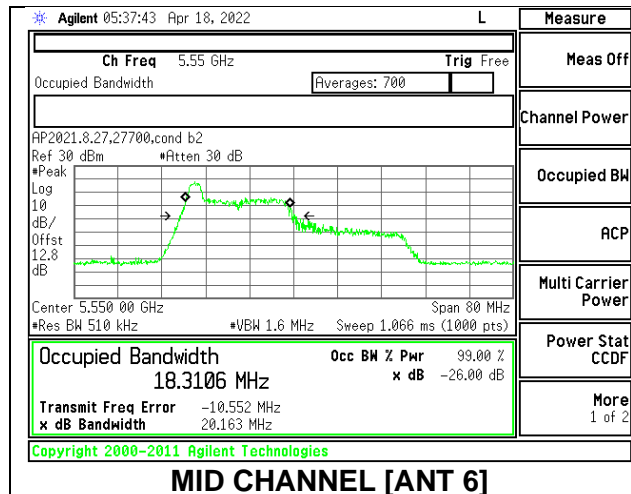
Channel	Frequency (MHz)	26dB Bandwidth (MHz)	99% Bandwidth (MHz)
Low	5510	43.907	37.9605
Mid	5550	40.935	37.9561
High	5670	41.856	37.8926
142	5710	40.907	37.9668





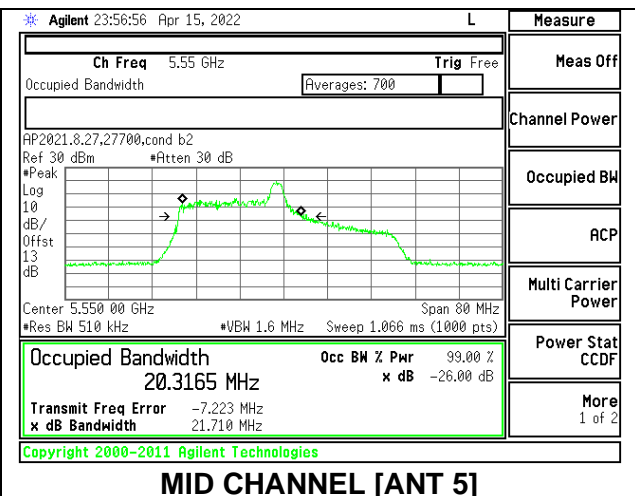
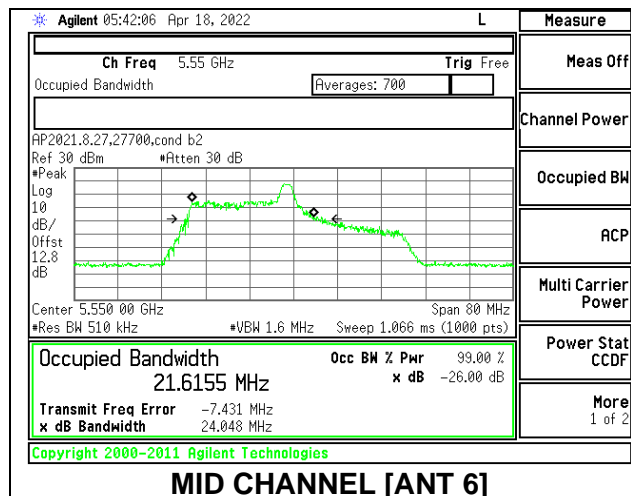
**2TX Antenna 6 + Antenna 5 OFDMA MODE: 26 Tones, RU Index 0**

Channel	Frequency (MHz)	26dB Bandwidth Antenna 6 (MHz)	26dB Bandwidth Antenna 5 (MHz)	99% Bandwidth Antenna 6 (MHz)	99% Bandwidth Antenna 5 (MHz)
Low	5510	20.34	19.882	18.313	18.0669
Mid	5550	20.163	20.013	18.3106	17.6366
High	5670	19.281	19.553	17.3507	17.7846
144	5710	19.777	19.92	18.2695	18.139



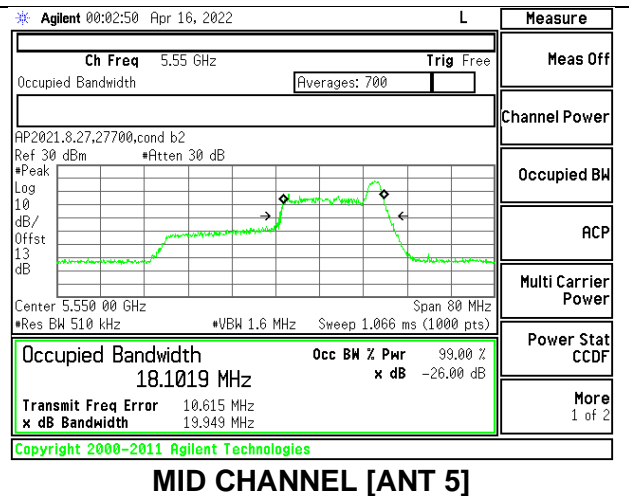
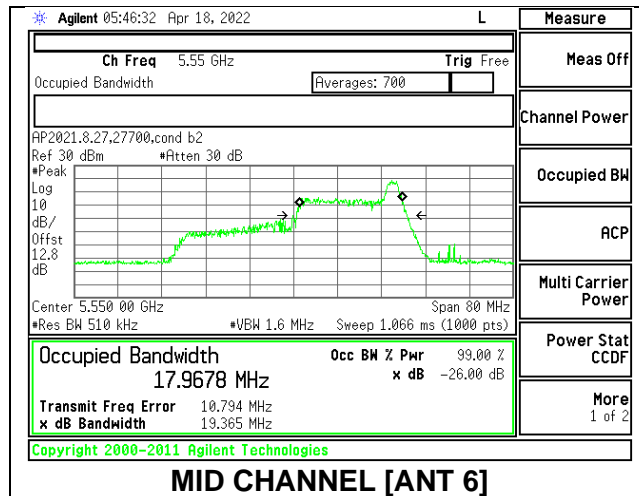
**2TX Antenna 6 + Antenna 5 OFDMA MODE: 26 Tones, RU Index 8**

Channel	Frequency (MHz)	26dB Bandwidth Antenna 6 (MHz)	26dB Bandwidth Antenna 5 (MHz)	99% Bandwidth Antenna 6 (MHz)	99% Bandwidth Antenna 5 (MHz)
Low	5510	22.31	21.226	20.544	19.1001
Mid	5550	24.048	21.710	21.6155	20.3165
High	5670	23.550	22.605	21.6637	20.0461
144	5710	19.777	21.87	18.2695	20.386



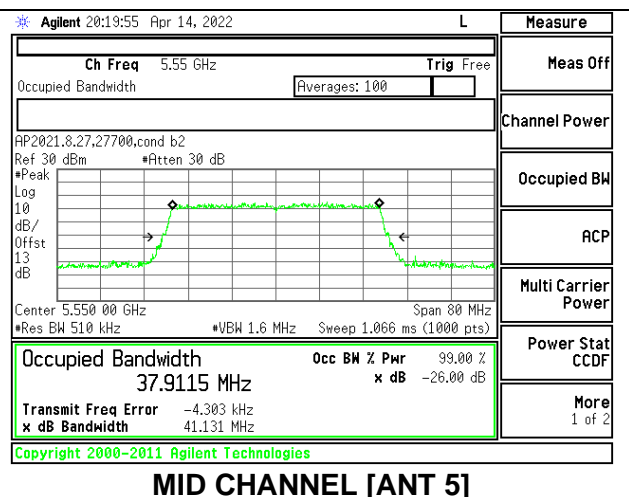
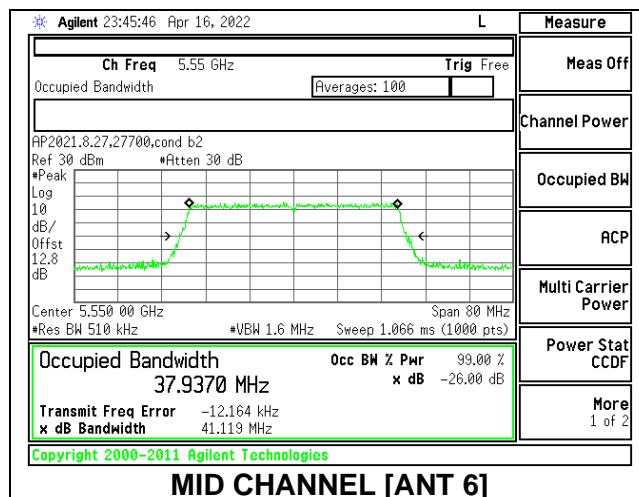
**2TX Antenna 6 + Antenna 5 OFDMA MODE: 26 Tones, RU Index 17**

Channel	Frequency (MHz)	26dB Bandwidth Antenna 6 (MHz)	26dB Bandwidth Antenna 5 (MHz)	99% Bandwidth Antenna 6 (MHz)	99% Bandwidth Antenna 5 (MHz)
Low	5510	19.790	19.155	17.7985	17.8174
Mid	5550	19.356	19.949	17.9678	18.1019
High	5670	20.242	19.159	18.5330	17.7243
144	5710	20.840	18.643	18.1643	17.2319



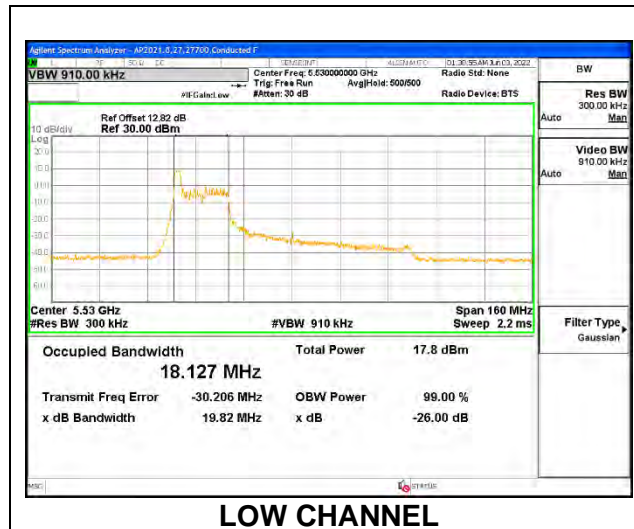
**2TX Antenna 6 + Antenna 5 OFDMA MODE: SU Mode**

Channel	Frequency (MHz)	26dB Bandwidth Antenna 6 (MHz)	26dB Bandwidth Antenna 5 (MHz)	99% Bandwidth Antenna 6 (MHz)	99% Bandwidth Antenna 5 (MHz)
Low	5510	42.152	42.035	37.9211	37.9541
Mid	5550	41.119	41.131	37.9370	37.9115
High	5670	42.171	47.869	37.9764	38.0057
144	5710	40.948	40.894	36.3280	37.9004



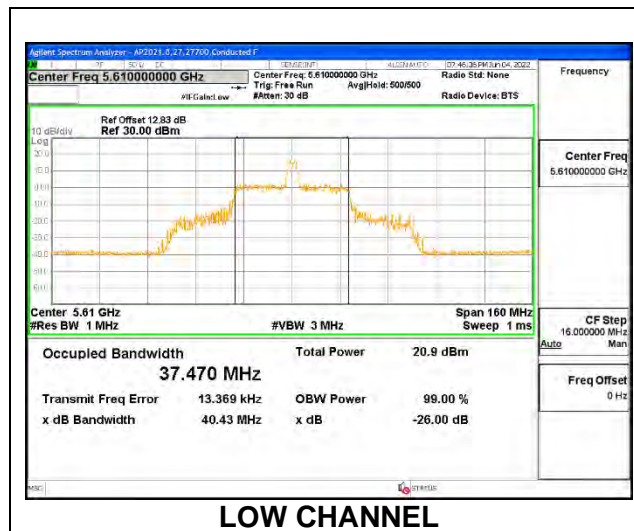
9.2.18. **802.11ax HE80 MODE IN THE 5.6 GHz BAND**  
**1TX Antenna 6 MODE: 26 Tones, RU Index 0**

Channel	Frequency (MHz)	26dB Bandwidth (MHz)	99% Bandwidth (MHz)
Low	5530	19.82	18.127
High	5610	19.67	18.127
138	5690	19.75	18.149



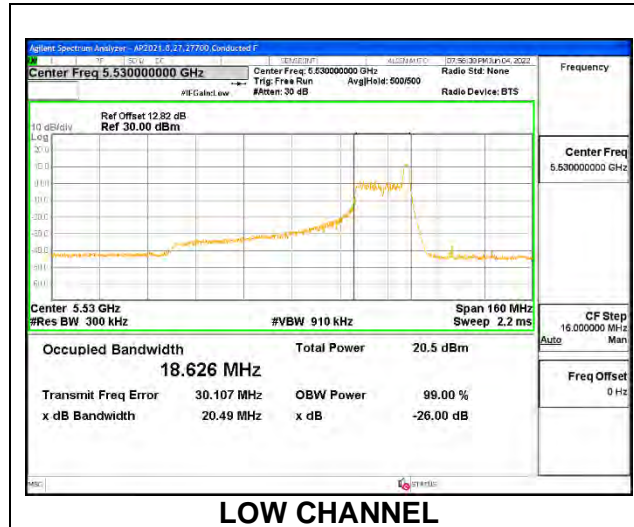
**1TX Antenna 6 MODE: 26 Tones, RU Index 18**

Channel	Frequency (MHz)	26dB Bandwidth (MHz)	99% Bandwidth (MHz)
Low	5530	38.65	36.721
High	5610	40.43	37.470
138	5690	41.216	36.3095



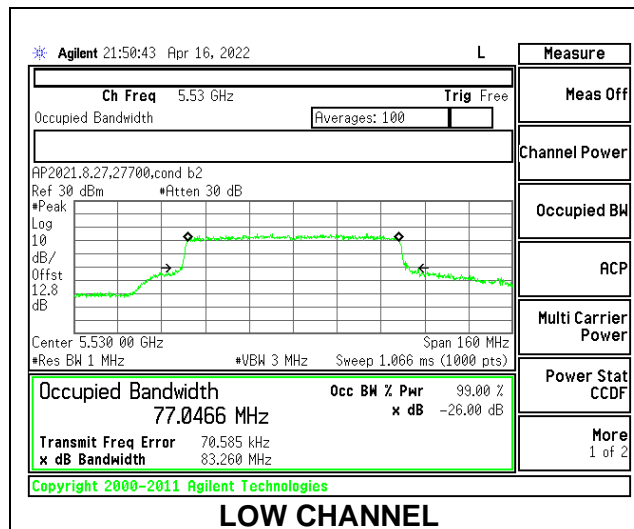
**1TX Antenna 6 MODE: 26 Tones, RU Index 36**

Channel	Frequency (MHz)	26dB Bandwidth (MHz)	99% Bandwidth (MHz)
Low	5530	20.49	18.626
High	5610	20.43	18.290
138	5690	20.49	18.301



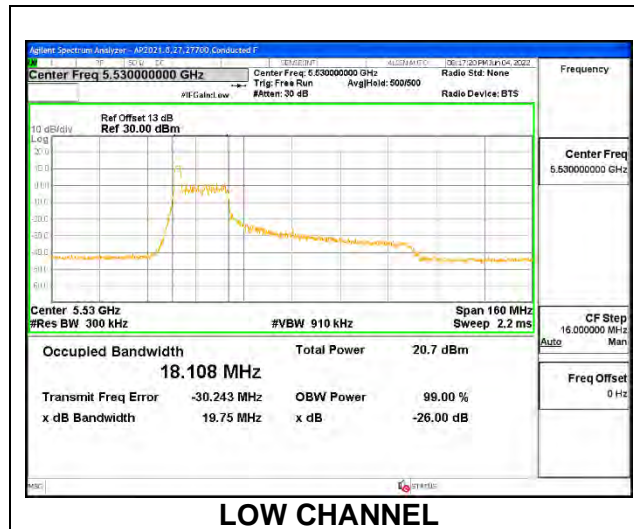
**1TX Antenna 6 MODE: SU Mode**

Channel	Frequency (MHz)	26dB Bandwidth (MHz)	99% Bandwidth (MHz)
Low	5530	83.260	77.0466
High	5610	82.089	77.1042
138	5690	81.586	77.1601



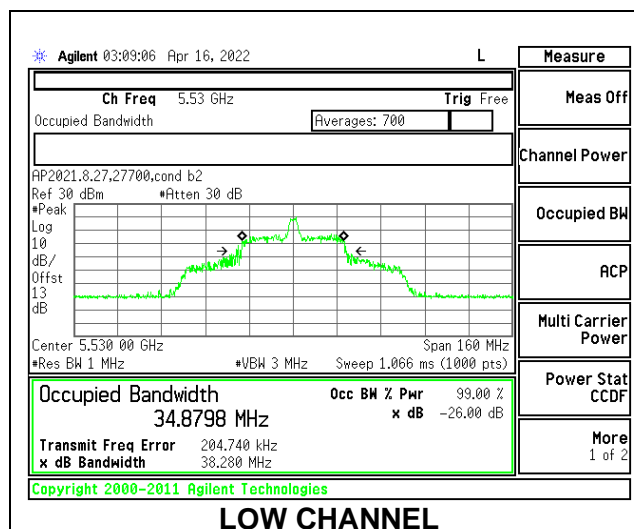
**1TX Antenna 5 MODE: 26 Tones, RU Index 0**

Channel	Frequency (MHz)	26dB Bandwidth (MHz)	99% Bandwidth (MHz)
Low	5530	19.75	18.108
High	5610	19.40	18.057
138	5690	19.75	18.149



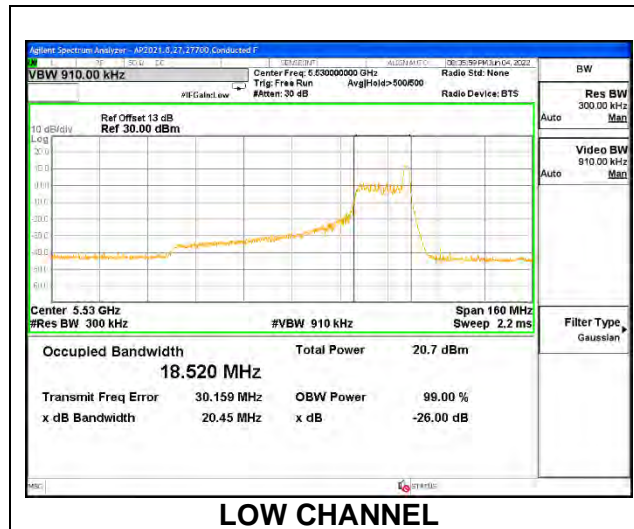
**1TX Antenna 5 MODE: 26 Tones, RU Index 18**

Channel	Frequency (MHz)	26dB Bandwidth (MHz)	99% Bandwidth (MHz)
Low	5530	38.280	34.8798
High	5610	38.448	33.4656
138	5690	40.462	35.6064



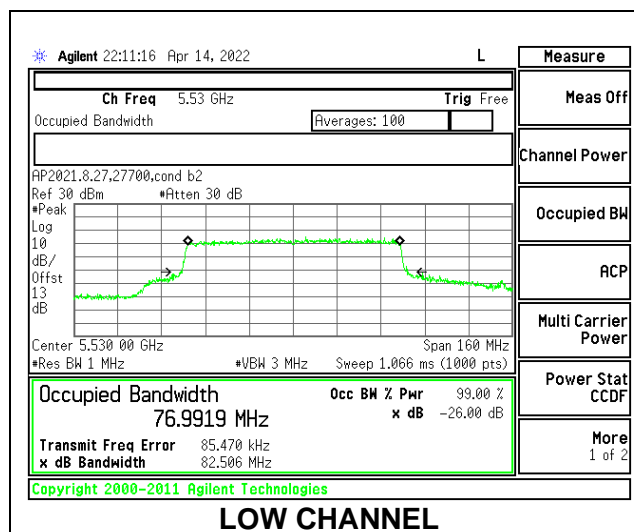
**1TX Antenna 5 MODE: 26 Tones, RU Index 36**

Channel	Frequency (MHz)	26dB Bandwidth (MHz)	99% Bandwidth (MHz)
Low	5530	20.45	18.520
High	5610	20.11	18.388
138	5690	20.46	18.469



**1TX Antenna 5 MODE: SU Mode**

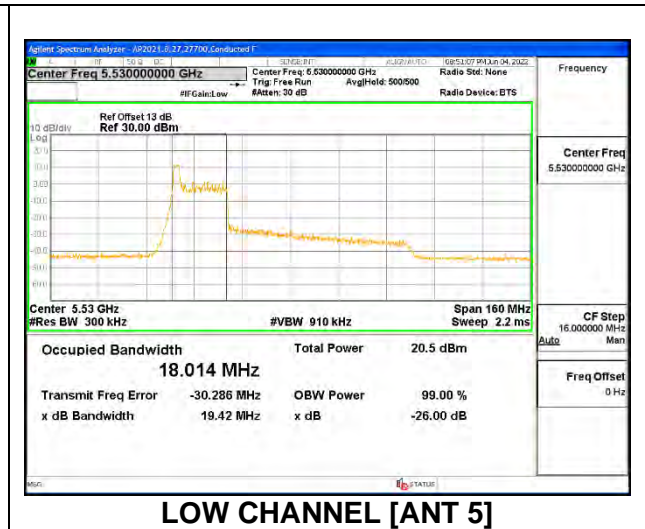
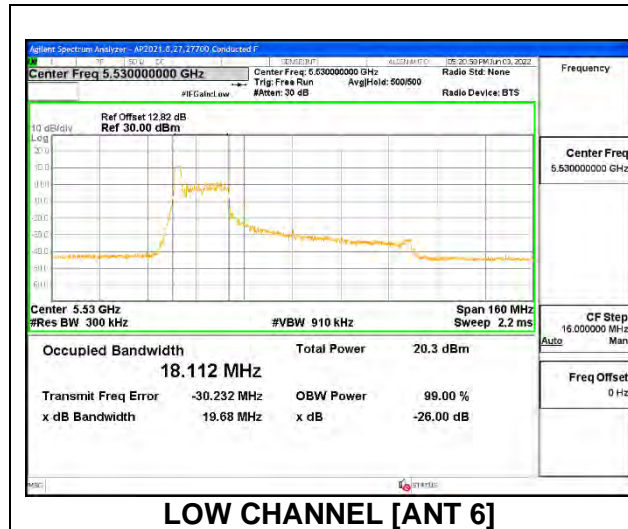
Channel	Frequency (MHz)	26dB Bandwidth (MHz)	99% Bandwidth (MHz)
Low	5530	82.506	76.9919
High	5610	82.706	77.0815
138	5690	81.805	77.0821





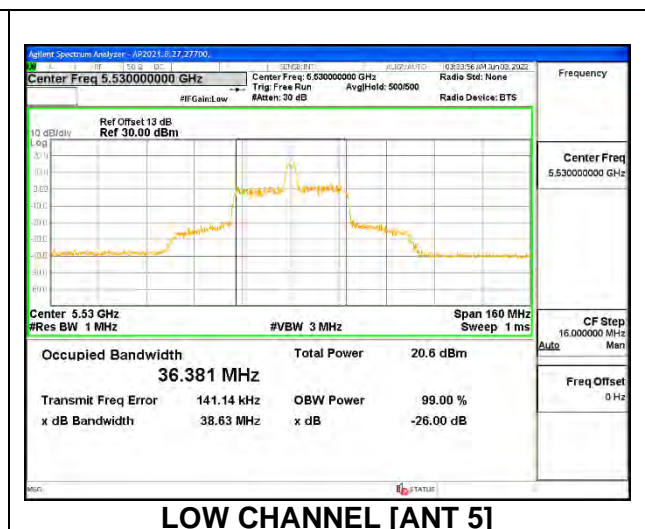
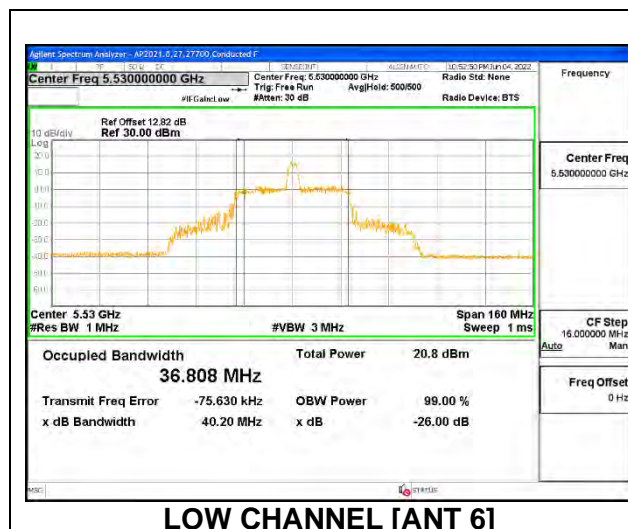
**2TX Antenna 6 + Antenna 5 OFDMA MODE: 26 Tones, RU Index 0**

Channel	Frequency (MHz)	26dB Bandwidth Antenna 6 (MHz)	26dB Bandwidth Antenna 5 (MHz)	99% Bandwidth Antenna 6 (MHz)	99% Bandwidth Antenna 5 (MHz)
Low	5530	19.68	19.42	18.112	18.014
High	5610	19.38	19.32	17.917	17.943
138	5690	19.55	19.62	18.162	18.040



**2TX Antenna 6 + Antenna 5 OFDMA MODE: 26 Tones, RU Index 18**

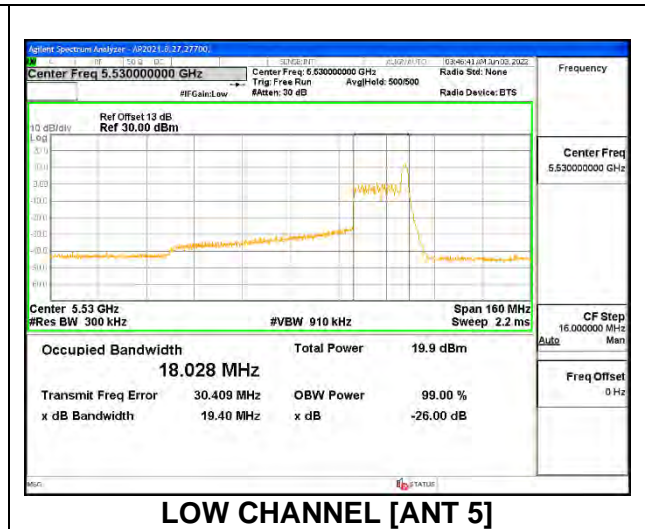
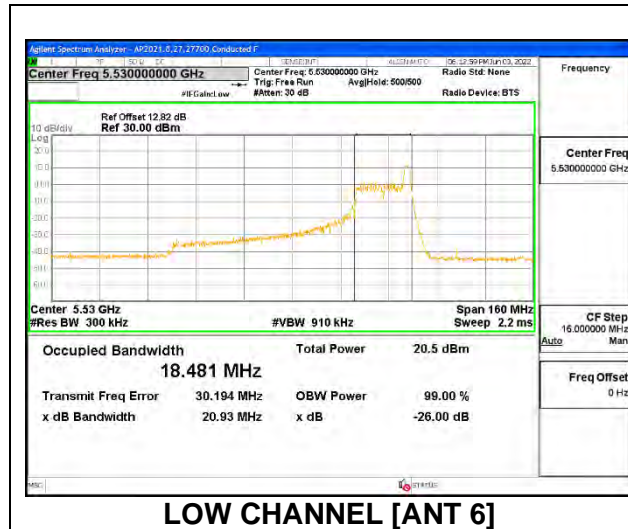
Channel	Frequency (MHz)	26dB Bandwidth Antenna 6 (MHz)	26dB Bandwidth Antenna 5 (MHz)	99% Bandwidth Antenna 6 (MHz)	99% Bandwidth Antenna 5 (MHz)
Low	5530	40.20	36.381	36.808	36.381
High	5610	41.63	38.61	37.403	35.965
138	5690	39.34	38.58	36.891	36.098





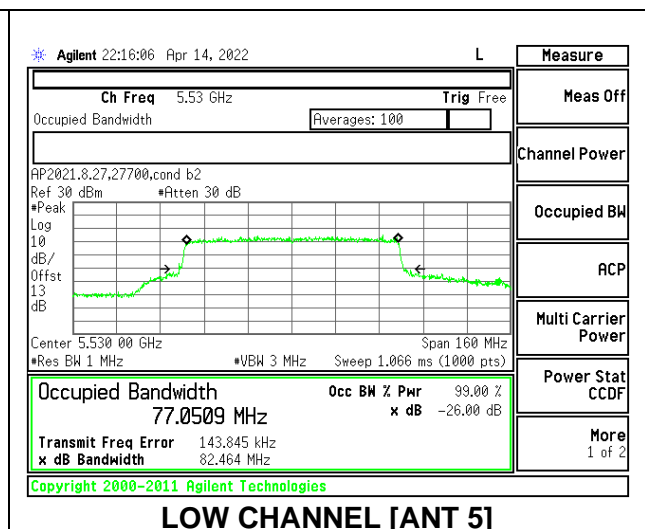
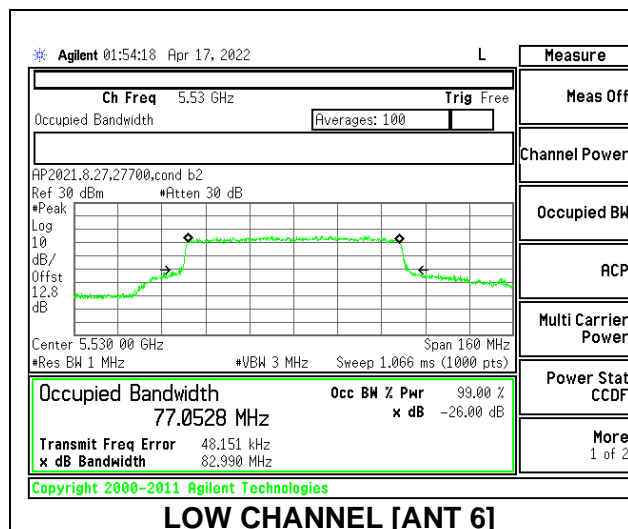
**2TX Antenna 6 + Antenna 5 OFDMA MODE: 26 Tones, RU Index 36**

Channel	Frequency (MHz)	26dB Bandwidth Antenna 6 (MHz)	26dB Bandwidth Antenna 5 (MHz)	99% Bandwidth Antenna 6 (MHz)	99% Bandwidth Antenna 5 (MHz)
Low	5530	20.93	19.40	18.481	18.028
High	5610	19.73	19.37	18.319	18.056
138	5690	20.53	19.41	18.248	18.038



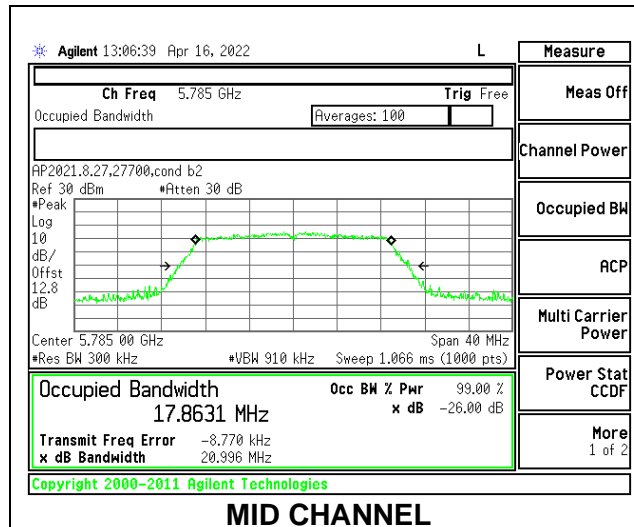
**2TX Antenna 6 + Antenna 5 OFDMA MODE: SU Mode**

Channel	Frequency (MHz)	26dB Bandwidth Antenna 6 (MHz)	26dB Bandwidth Antenna 5 (MHz)	99% Bandwidth Antenna 6 (MHz)	99% Bandwidth Antenna 5 (MHz)
Low	5530	82.990	82.464	77.0528	77.0509
High	5610	82.967	81.967	77.1090	77.0396
138	5690	82.193	81.638	77.3765	77.0028



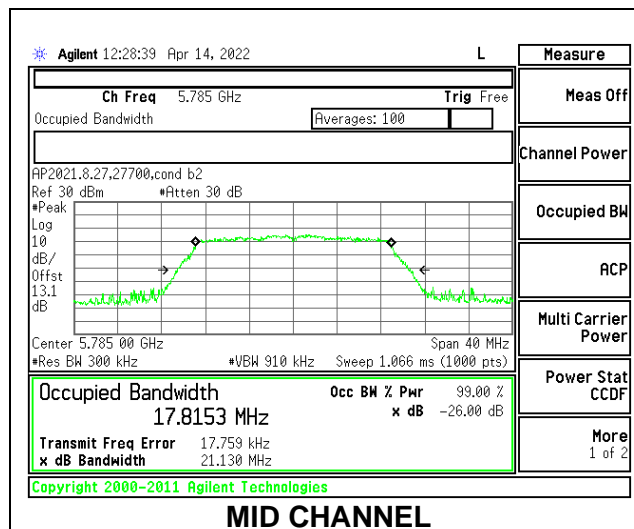
**9.2.19. 802.11n HT20 MODE IN THE 5.8 GHz BAND**  
**1TX Antenna 6 MODE**

Channel	Frequency (MHz)	99% Bandwidth (MHz)
Low	5745	17.8322
Mid	5785	17.8631
High	5825	17.8126



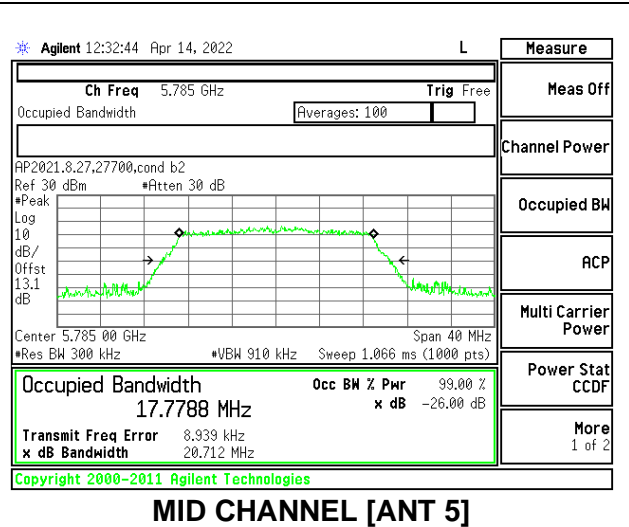
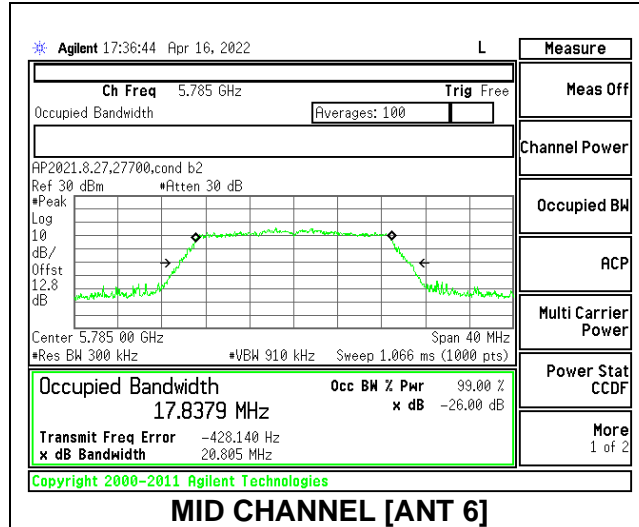
**1TX Antenna 5 MODE**

Channel	Frequency (MHz)	99% Bandwidth (MHz)
Low	5745	17.8437
Mid	5785	17.8153
High	5825	17.7782



**2TX Antenna 6 + Antenna 5 CDD MODE**

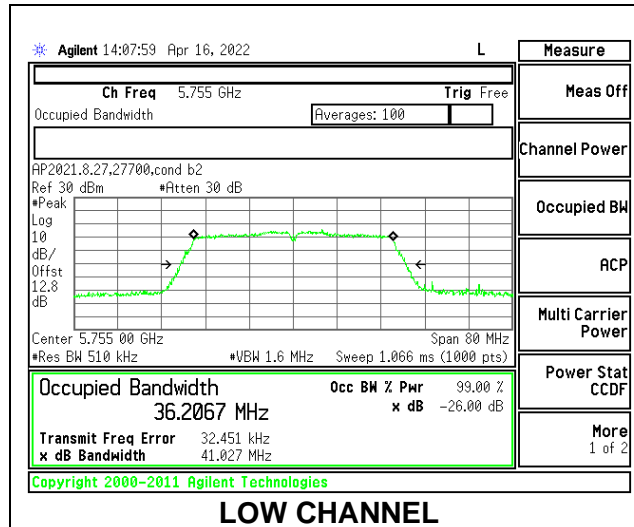
Channel	Frequency (MHz)	99% Bandwidth Antenna 6 (MHz)	99% Bandwidth Antenna 5 (MHz)
Low	5745	17.7805	17.7417
Mid	5785	17.8379	17.7788
High	5825	17.7972	17.7041



9.2.20. 802.11n HT40 MODE IN THE 5.8 GHz BAND

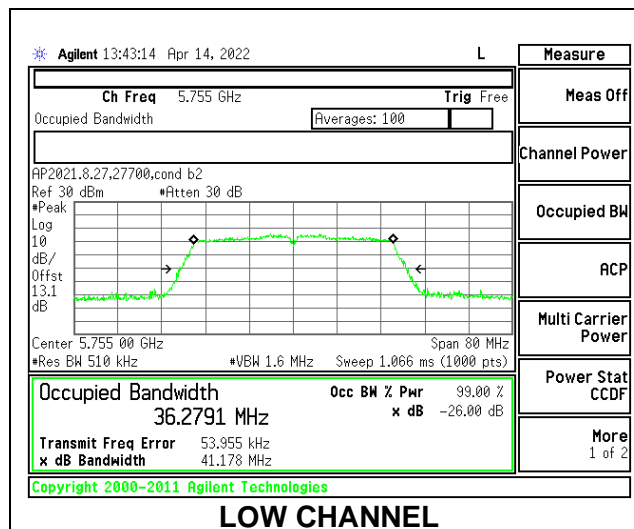
**1TX Antenna 6 MODE**

Channel	Frequency (MHz)	99% Bandwidth (MHz)
Low	5755	36.2067
High	5795	36.3144



**1TX Antenna 5 MODE**

Channel	Frequency (MHz)	99% Bandwidth (MHz)
Low	5755	36.2791
High	5795	36.2468



**2TX Antenna 6 + Antenna 5 CDD MODE**

Channel	Frequency (MHz)	99% Bandwidth Antenna 6 (MHz)	99% Bandwidth Antenna 5 (MHz)
Low	5755	36.2716	36.1597
High	5795	36.3363	36.2506

**LOW CHANNEL [ANT 6]**

Agilent 18:24:26 Apr 16, 2022

Ch Freq 5.755 GHz Trig Free

Occupied Bandwidth Averages: 100

AP2021.8.27.27700.cond b2  
Ref 30 dBm \*Atten 30 dB

Center 5.755 00 GHz Span 80 MHz  
\*Res BW 510 kHz \*VBW 1.6 MHz Sweep 1.066 ms (1000 pts)

Occupied Bandwidth	36.2716 MHz	Occ BW % Pwr	99.00 %
		x dB	-26.00 dB
Transmit Freq Error	23.605 kHz		
x dB Bandwidth	41.065 MHz		

Copyright 2000-2011 Agilent Technologies

**LOW CHANNEL [ANT 5]**

Agilent 13:45:50 Apr 14, 2022

Ch Freq 5.755 GHz Trig Free

Occupied Bandwidth Averages: 100

AP2021.8.27.27700.cond b2  
Ref 30 dBm \*Atten 30 dB

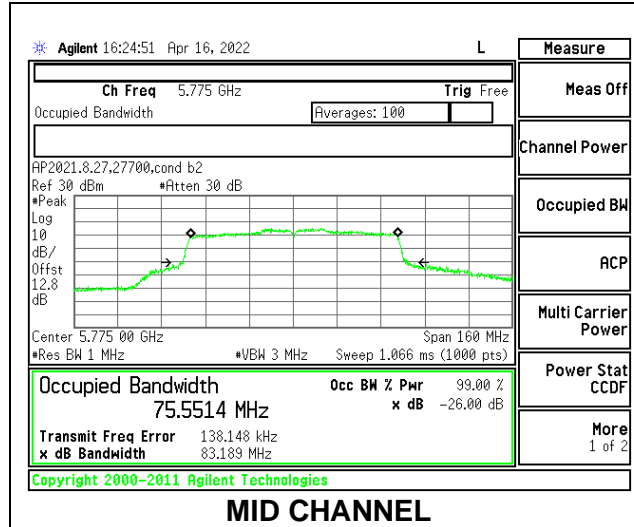
Center 5.755 00 GHz Span 80 MHz  
\*Res BW 510 kHz \*VBW 1.6 MHz Sweep 1.066 ms (1000 pts)

Occupied Bandwidth	36.1597 MHz	Occ BW % Pwr	99.00 %
		x dB	-26.00 dB
Transmit Freq Error	24.110 kHz		
x dB Bandwidth	40.162 MHz		

Copyright 2000-2011 Agilent Technologies

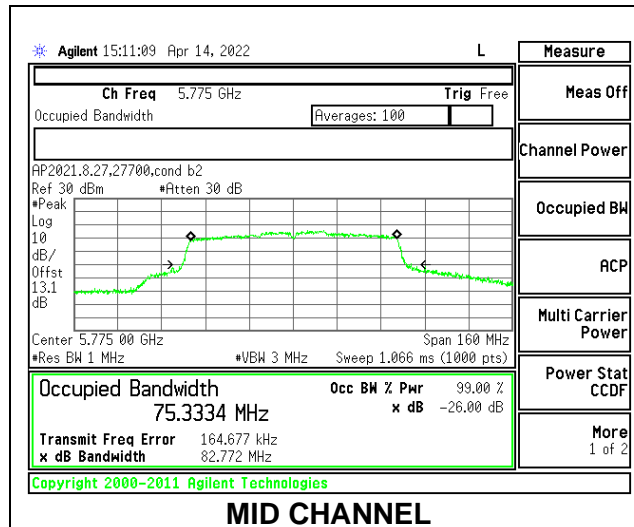
9.2.21. **802.11ac VHT80 MODE IN THE 5.8 GHz BAND**  
**1TX Antenna 6 MODE**

Channel	Frequency (MHz)	99% Bandwidth (MHz)
Mid	5775	75.5514



**1TX Antenna 5 MODE**

Channel	Frequency (MHz)	99% Bandwidth (MHz)
Mid	5775	75.3334



**2TX Antenna 6 + Antenna 5 CDD MODE**

Channel	Frequency (MHz)	99% Bandwidth Antenna 6 (MHz)	99% Bandwidth Antenna 5 (MHz)
Mid	5775	75.3691	75.3548

Agilent 18:57:33 Apr 16, 2022

Ch Freq 5.775 GHz Trig Free

Occupied Bandwidth Averages: 100

AP2021.8.27.27700.cond b2  
Ref 30 dBm #Atten 30 dB

Center 5.775 00 GHz Span 160 MHz  
#Res BW 1 MHz #VBW 3 MHz Sweep 1.066 ms (1000 pts)

Occupied Bandwidth	75.3691 MHz	Occ BW % Pwr	99.00 %
Transmit Freq Error	127.104 kHz	x dB	-26.00 dB
x dB Bandwidth	83.298 MHz		

Copyright 2000-2011 Agilent Technologies

**MID CHANNEL [ANT 6]**

Agilent 15:13:33 Apr 14, 2022

Ch Freq 5.775 GHz Trig Free

Occupied Bandwidth Averages: 100

AP2021.8.27.27700.cond b2  
Ref 30 dBm #Atten 30 dB

Center 5.775 00 GHz Span 160 MHz  
#Res BW 1 MHz #VBW 3 MHz Sweep 1.066 ms (1000 pts)

Occupied Bandwidth	75.3548 MHz	Occ BW % Pwr	99.00 %
Transmit Freq Error	181.362 kHz	x dB	-26.00 dB
x dB Bandwidth	82.188 MHz		

Copyright 2000-2011 Agilent Technologies

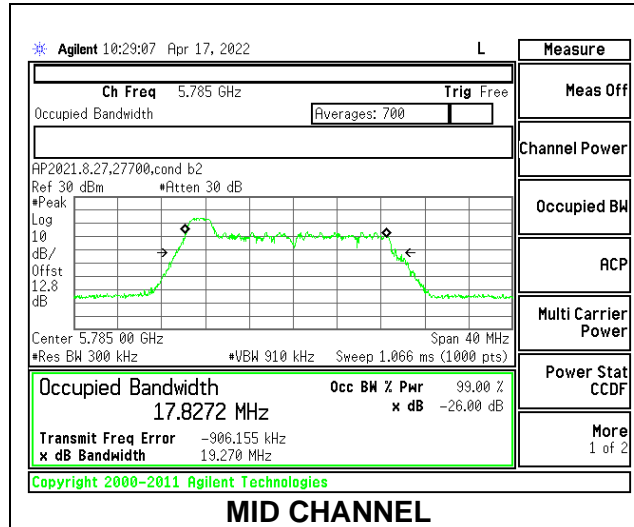
**MID CHANNEL [ANT 5]**



9.2.22. 802.11ax HE20 MODE IN THE 5.8 GHz BAND

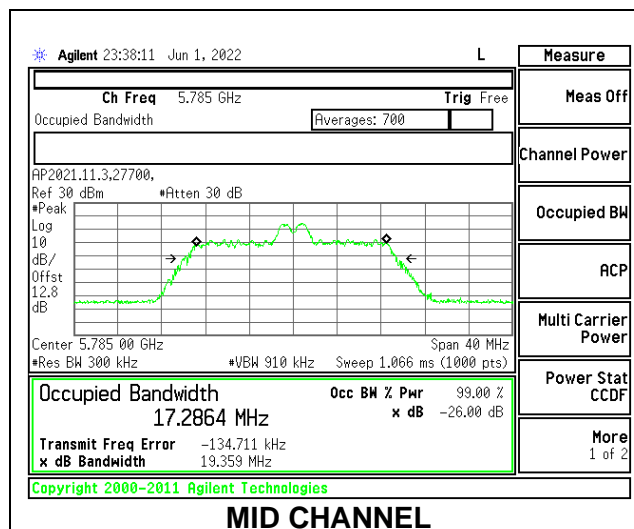
1TX Antenna 6 MODE: 26 Tones, RU Index 0

Channel	Frequency (MHz)	99% Bandwidth (MHz)
Low	5745	17.6133
Mid	5785	17.8272
High	5825	17.8087



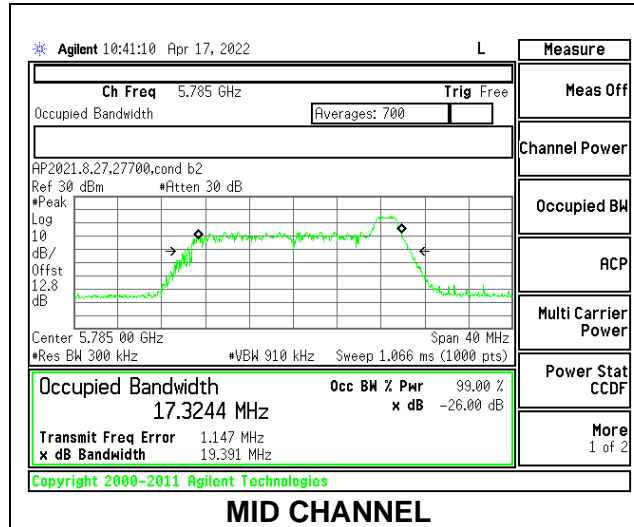
1TX Antenna 6 MODE: 26 Tones, RU Index 4

Channel	Frequency (MHz)	99% Bandwidth (MHz)
Low	5745	17.0628
Mid	5785	17.2864
High	5825	19.162



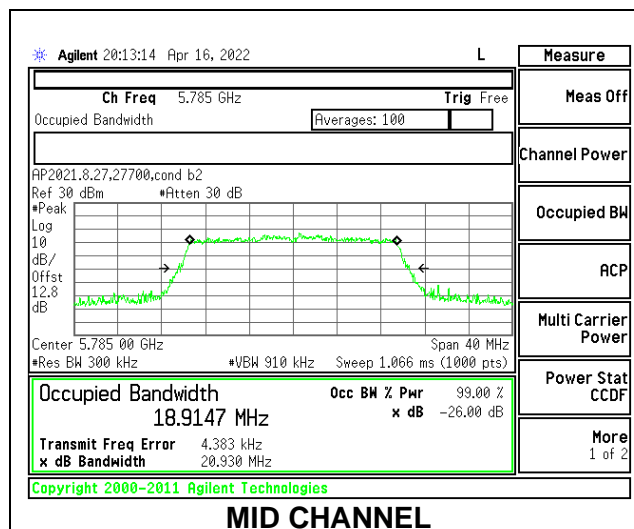
**1TX Antenna 6 MODE: 26 Tones, RU Index 8**

Channel	Frequency (MHz)	99% Bandwidth (MHz)
Low	5745	17.2097
Mid	5785	17.3244
High	5825	17.6151



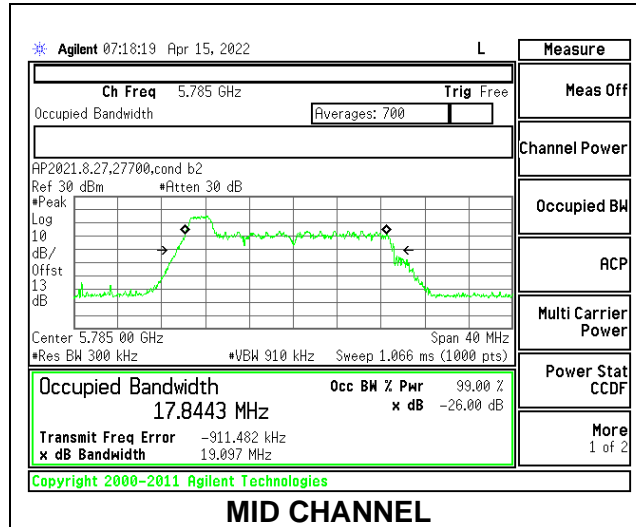
**1TX Antenna 6 MODE: SU Mode**

Channel	Frequency (MHz)	99% Bandwidth (MHz)
Low	5745	18.9313
Mid	5785	18.9147
High	5825	18.9307



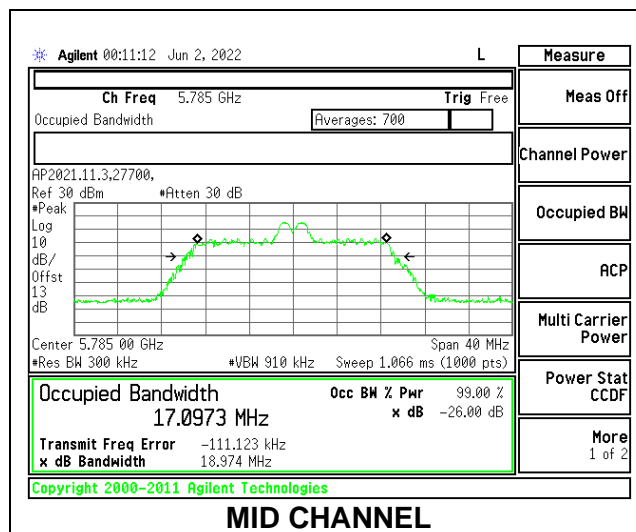
**1TX Antenna 5 MODE: 26 Tones, RU Index 0**

Channel	Frequency (MHz)	99% Bandwidth (MHz)
Low	5745	18.4217
Mid	5785	17.8443
High	5825	18.0514



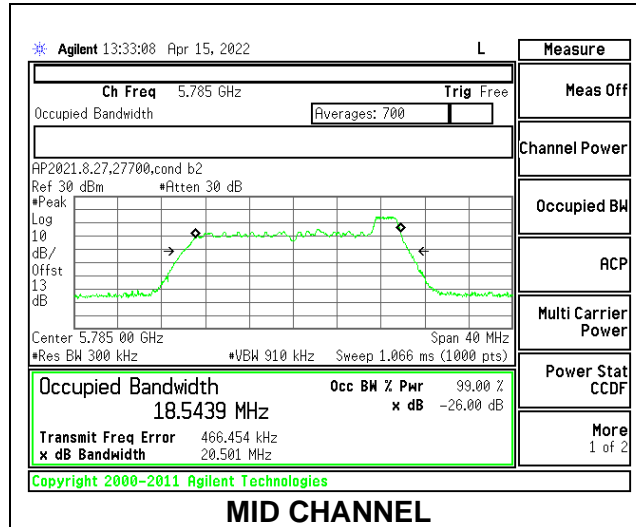
**1TX Antenna 5 MODE: 26 Tones, RU Index 4**

Channel	Frequency (MHz)	99% Bandwidth (MHz)
Low	5745	17.2817
Mid	5785	17.0973
High	5825	17.0973



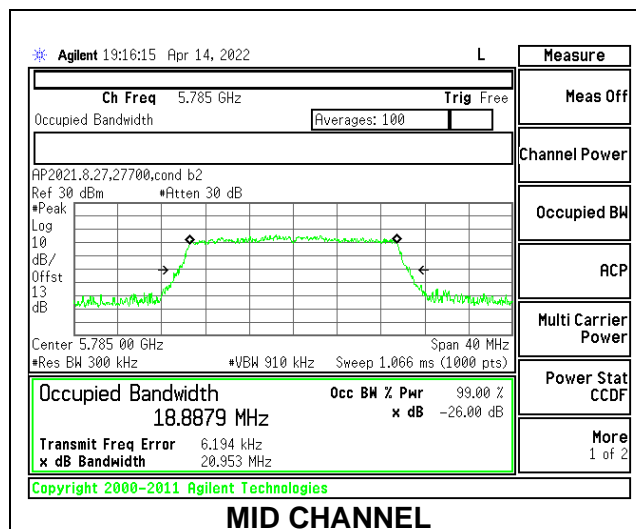
**1TX Antenna 5 MODE: 26 Tones, RU Index 8**

Channel	Frequency (MHz)	99% Bandwidth (MHz)
Low	5745	18.6405
Mid	5785	18.5439
High	5825	18.6620



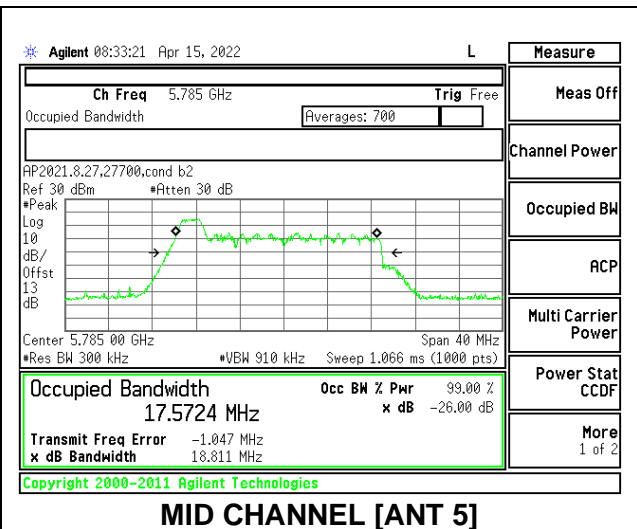
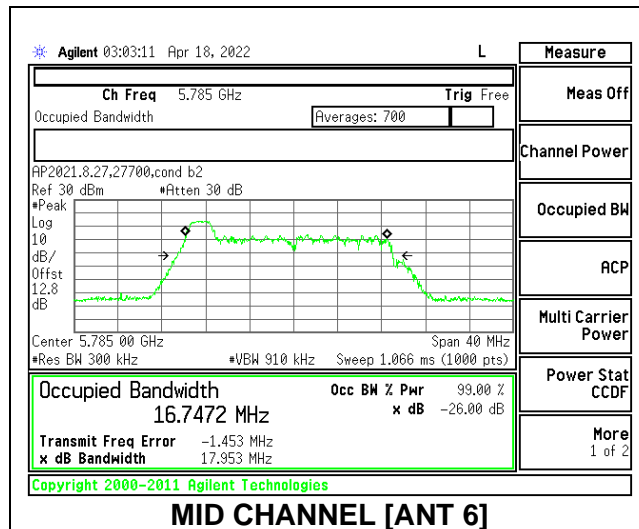
**1TX Antenna 5 MODE: SU Mode**

Channel	Frequency (MHz)	99% Bandwidth (MHz)
Low	5745	18.9080
Mid	5785	18.8879
High	5825	18.9036



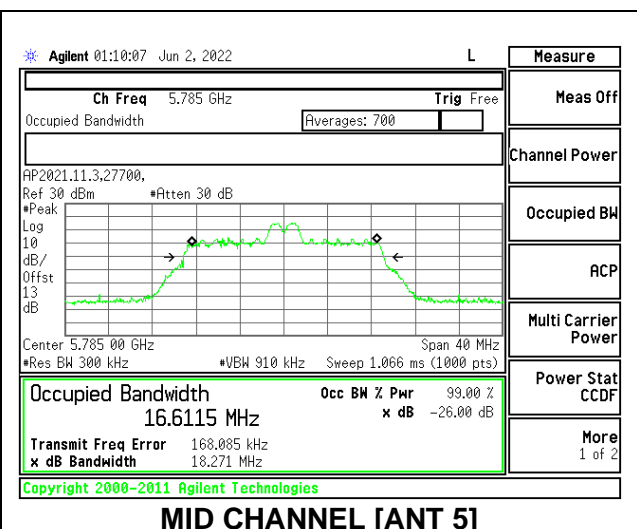
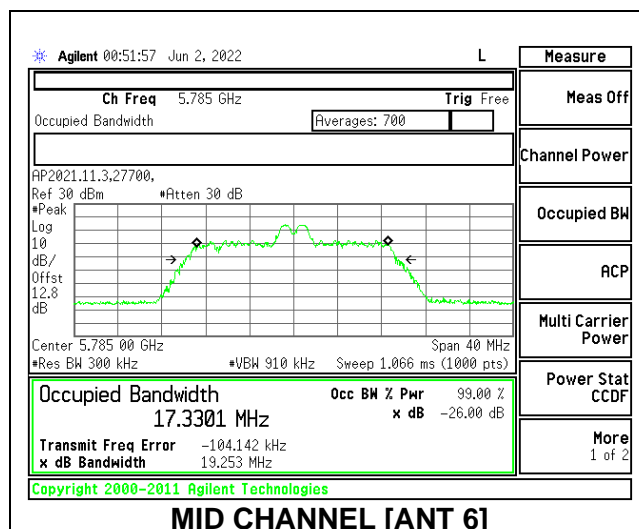
**2TX Antenna 6 + Antenna 5 OFDMA MODE: 26 Tones, RU Index 0**

Channel	Frequency (MHz)	99% Bandwidth Antenna 6 (MHz)	99% Bandwidth Antenna 5 (MHz)
Low	5745	17.4497	18.2654
Mid	5785	16.7472	17.5724
High	5825	18.4004	18.2581



**2TX Antenna 6 + Antenna 5 OFDMA MODE: 26 Tones, RU Index 4**

Channel	Frequency (MHz)	99% Bandwidth Antenna 6 (MHz)	99% Bandwidth Antenna 5 (MHz)
Low	5745	17.2265	16.7724
Mid	5785	17.3301	16.6115
High	5825	17.1869	16.7802



**2TX Antenna 6 + Antenna 5 OFDMA MODE: 26 Tones, RU Index 8**

Channel	Frequency (MHz)	99% Bandwidth Antenna 6 (MHz)	99% Bandwidth Antenna 5 (MHz)
Low	5745	18.4668	18.2979
Mid	5785	17.4866	18.2772
High	5825	17.2990	18.2775

**MID CHANNEL [ANT 6]**

Occupied Bandwidth: 17.4866 MHz  
 Occ BN % Pwr: 99.00 %  
 x dB: -26.00 dB  
 Transmit Freq Error: 1.085 MHz  
 x dB Bandwidth: 19.317 MHz

**MID CHANNEL [ANT 5]**

Occupied Bandwidth: 18.2772 MHz  
 Occ BN % Pwr: 99.00 %  
 x dB: -26.00 dB  
 Transmit Freq Error: 629.837 kHz  
 x dB Bandwidth: 19.786 MHz

**2TX Antenna 6 + Antenna 5 OFDMA MODE: SU Mode**

Channel	Frequency (MHz)	99% Bandwidth Antenna 6 (MHz)	99% Bandwidth Antenna 5 (MHz)
Low	5745	18.9153	18.9269
Mid	5785	18.8878	18.9327
High	5825	18.8885	18.8817

**MID CHANNEL [ANT 6]**

Occupied Bandwidth: 18.8878 MHz  
 Occ BN % Pwr: 99.00 %  
 x dB: -26.00 dB  
 Transmit Freq Error: -881.732 Hz  
 x dB Bandwidth: 20.867 MHz

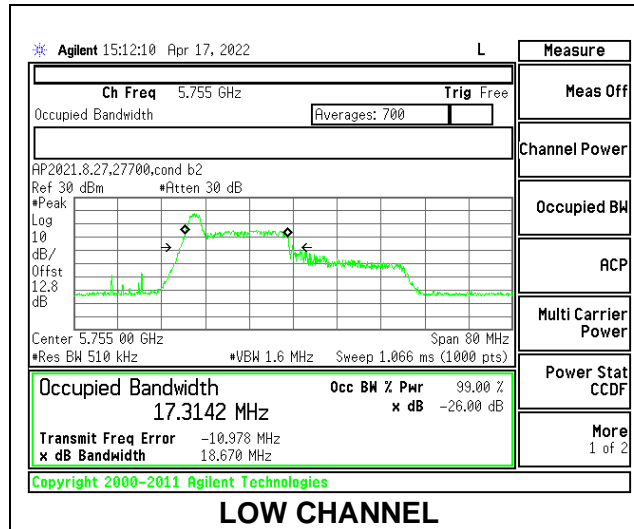
**MID CHANNEL [ANT 5]**

Occupied Bandwidth: 18.9327 MHz  
 Occ BN % Pwr: 99.00 %  
 x dB: -26.00 dB  
 Transmit Freq Error: 25.514 kHz  
 x dB Bandwidth: 20.824 MHz

9.2.23. 802.11ax HE40 MODE IN THE 5.8 GHz BAND

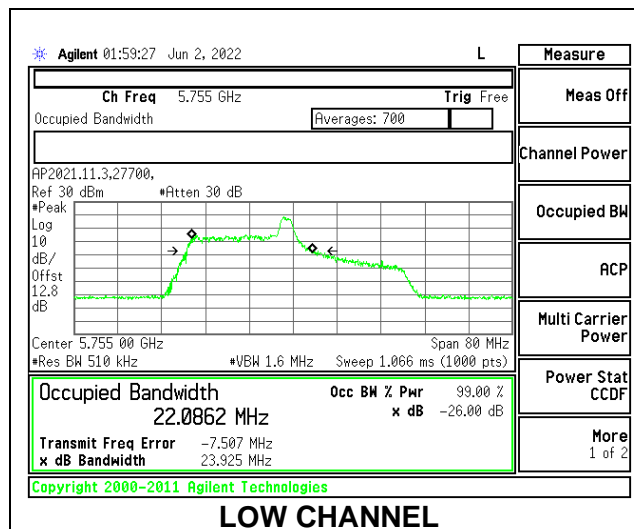
1TX Antenna 6 MODE: 26 Tones, RU Index 0

Channel	Frequency (MHz)	99% Bandwidth (MHz)
Low	5755	17.3142
High	5795	17.5102



1TX Antenna 6 MODE: 26 Tones, RU Index 8

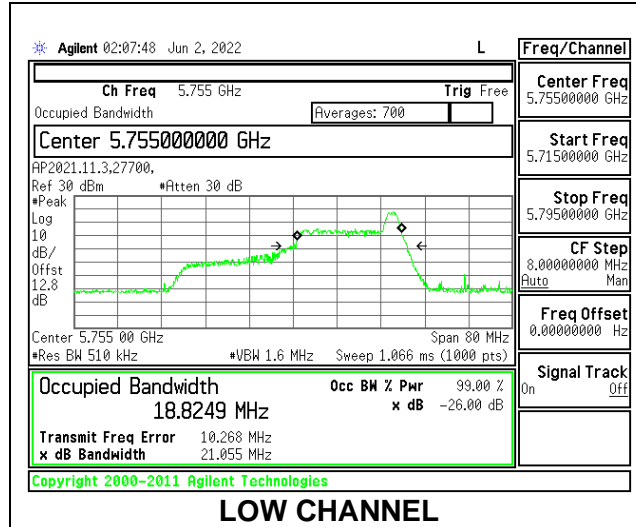
Channel	Frequency (MHz)	99% Bandwidth (MHz)
Low	5755	22.0862
High	5795	21.1507





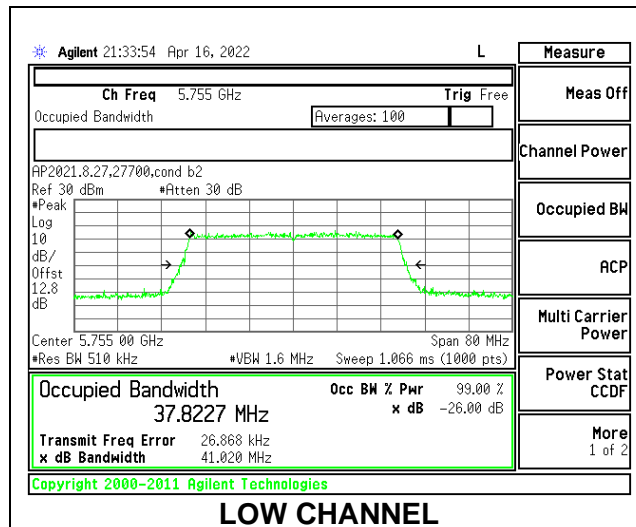
**1TX Antenna 6 MODE: 26 Tones, RU Index 17**

Channel	Frequency (MHz)	99% Bandwidth (MHz)
Low	5755	18.8249
High	5795	18.2002



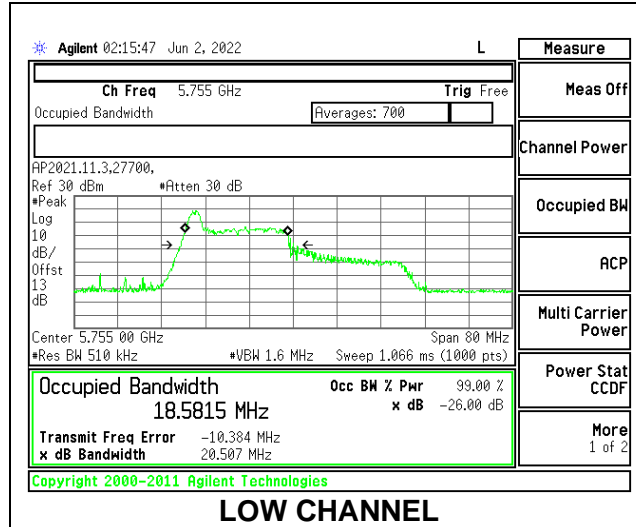
**1TX Antenna 6 MODE: SU Mode**

Channel	Frequency (MHz)	99% Bandwidth (MHz)
Low	5755	37.8227
High	5795	41.150



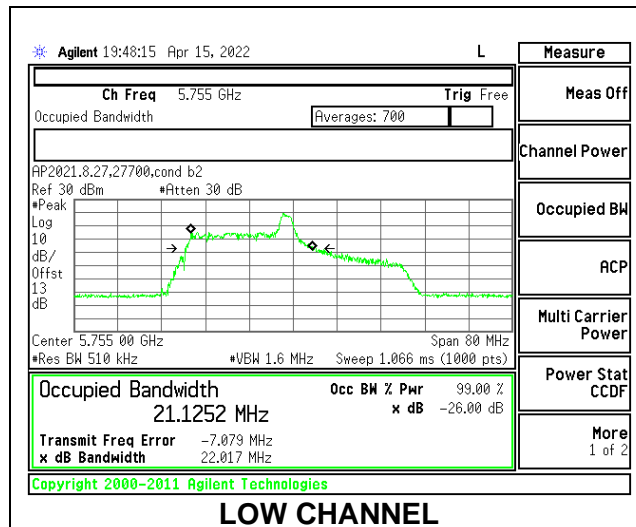
**1TX Antenna 5 MODE: 26 Tones, RU Index 0**

Channel	Frequency (MHz)	99% Bandwidth (MHz)
Low	5755	18.5815
High	5795	17.8172



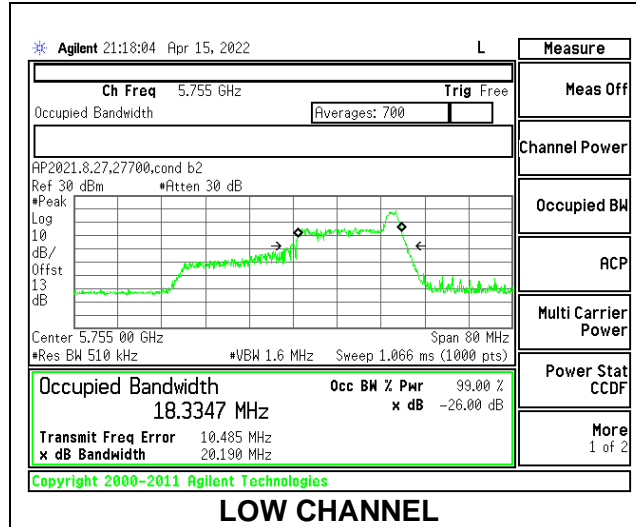
**1TX Antenna 5 MODE: 26 Tones, RU Index 8**

Channel	Frequency (MHz)	99% Bandwidth (MHz)
Low	5755	21.1252
High	5795	20.6696



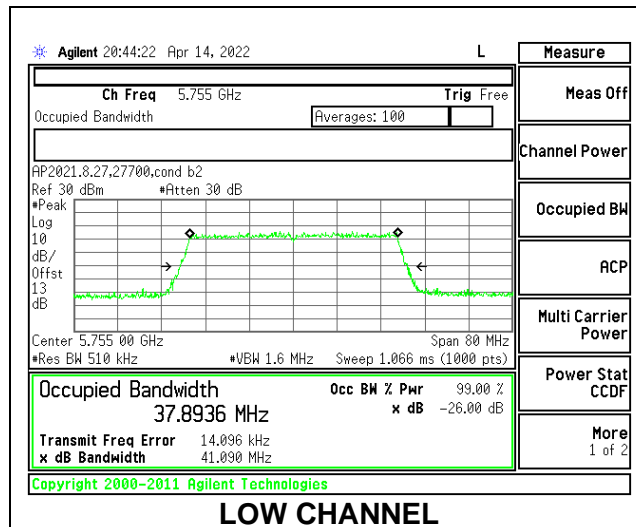
**1TX Antenna 5 MODE: 26 Tones, RU Index 17**

Channel	Frequency (MHz)	99% Bandwidth (MHz)
Low	5755	18.3347
High	5795	18.9044



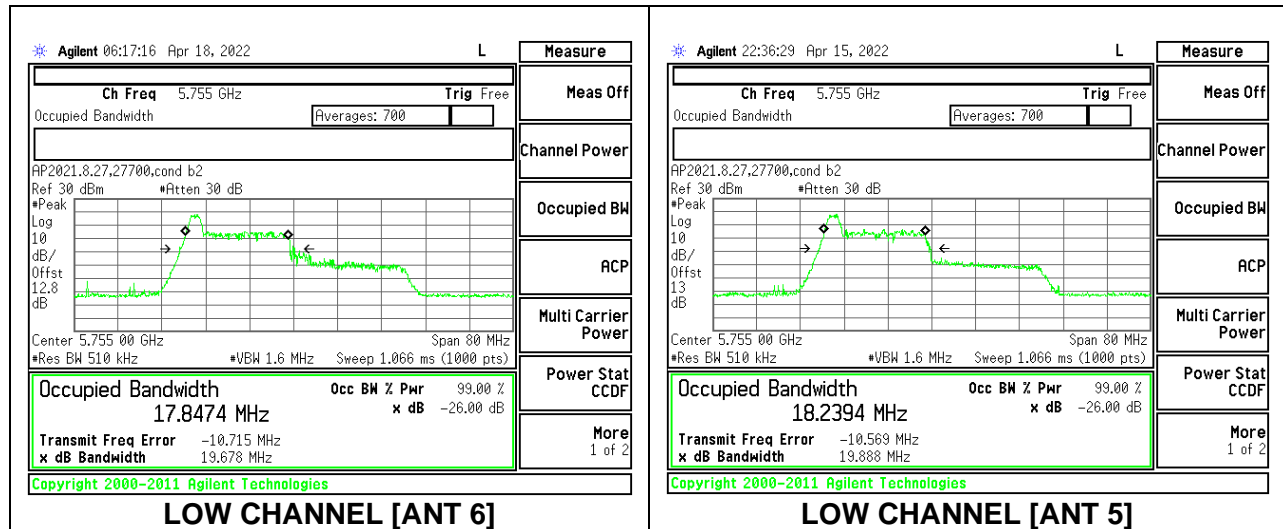
**1TX Antenna 5 MODE: SU Mode**

Channel	Frequency (MHz)	99% Bandwidth (MHz)
Low	5755	37.8936
High	5795	37.8503



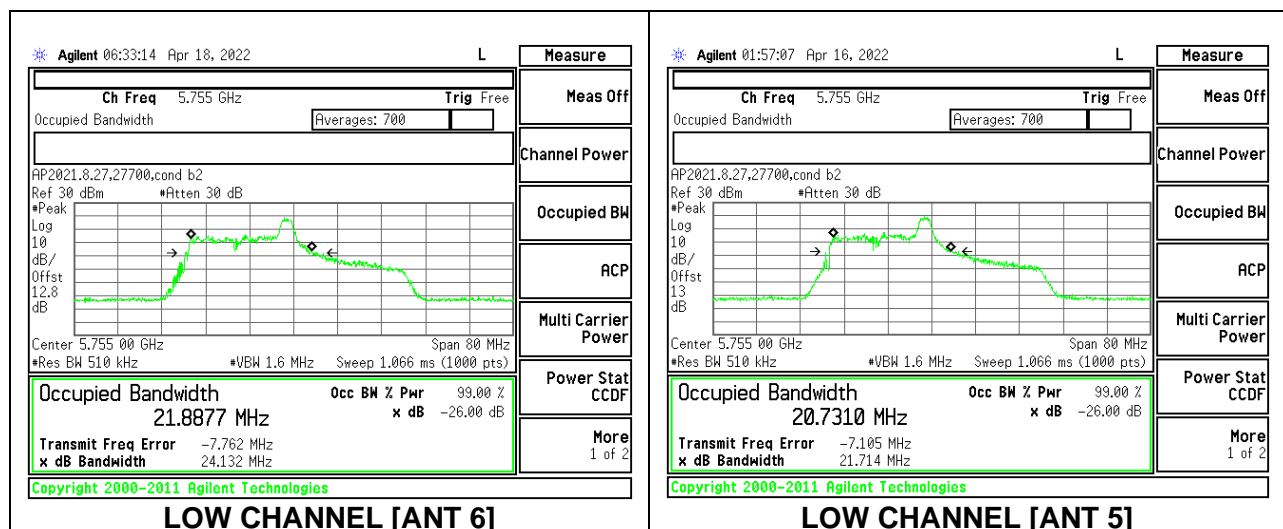
**2TX Antenna 6 + Antenna 5 OFDMA MODE: 26 Tones, RU Index 0**

Channel	Frequency (MHz)	99% Bandwidth Antenna 6 (MHz)	99% Bandwidth Antenna 5 (MHz)
Low	5755	17.8474	18.2394
High	5795	17.6688	17.8287



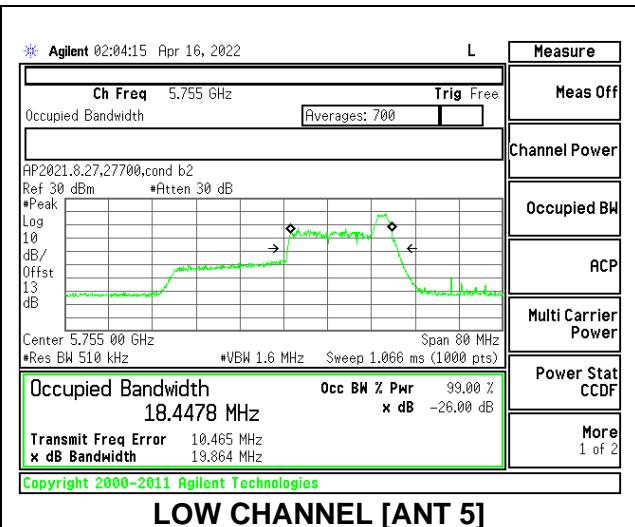
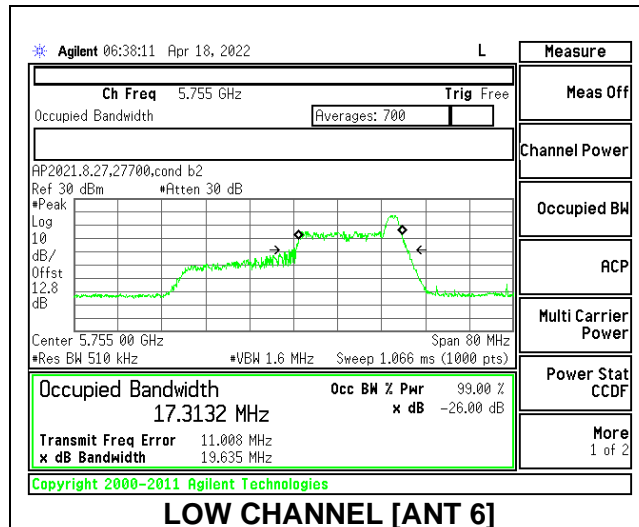
**2TX Antenna 6 + Antenna 5 OFDMA MODE: 26 Tones, RU Index 8**

Channel	Frequency (MHz)	99% Bandwidth Antenna 6 (MHz)	99% Bandwidth Antenna 5 (MHz)
Low	5755	21.8877	20.7310
High	5795	21.7444	20.3813



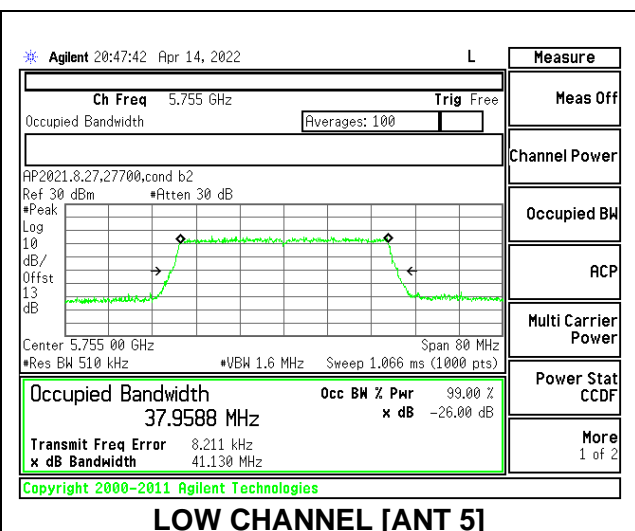
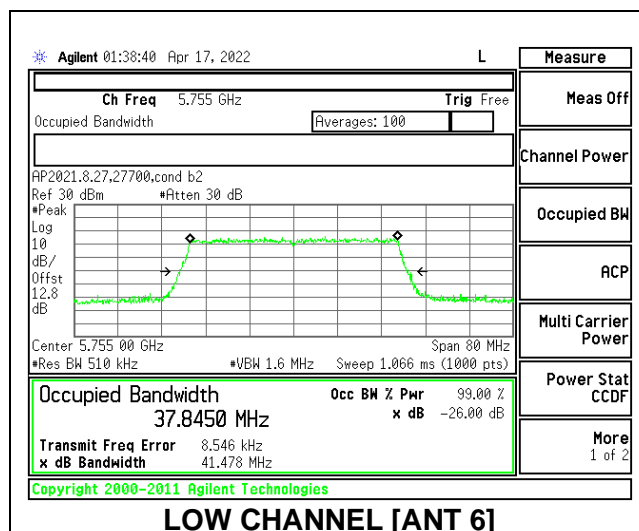
**2TX Antenna 6 + Antenna 5 OFDMA MODE: 26 Tones, RU Index 17**

Channel	Frequency (MHz)	99% Bandwidth Antenna 6 (MHz)	99% Bandwidth Antenna 5 (MHz)
Low	5755	17.3132	18.4478
High	5795	18.5111	18.4659



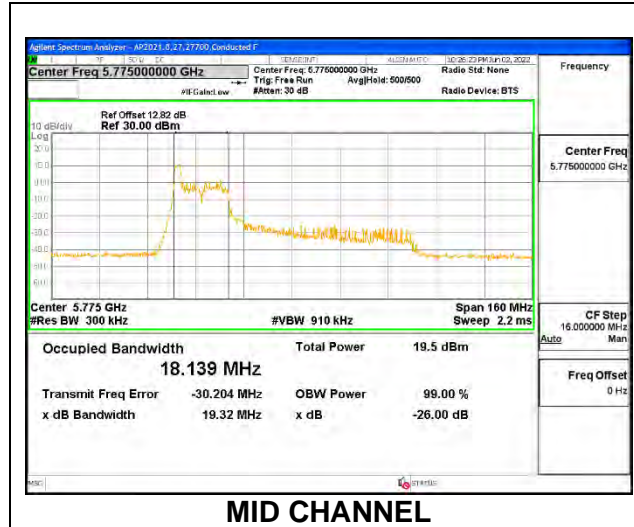
**2TX Antenna 6 + Antenna 5 OFDMA MODE: SU Mode**

Channel	Frequency (MHz)	99% Bandwidth Antenna 6 (MHz)	99% Bandwidth Antenna 5 (MHz)
Low	5755	37.8450	37.9588
High	5795	37.8614	37.8702



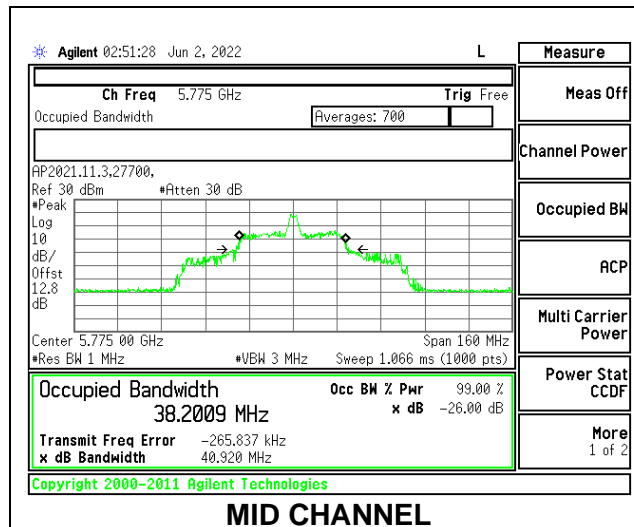
9.2.24. **802.11ax HE80 MODE IN THE 5.8 GHz BAND**  
**1TX Antenna 6 MODE: 26 Tones, RU Index 0**

Channel	Frequency (MHz)	99% Bandwidth (MHz)
Mid	5775	18.139



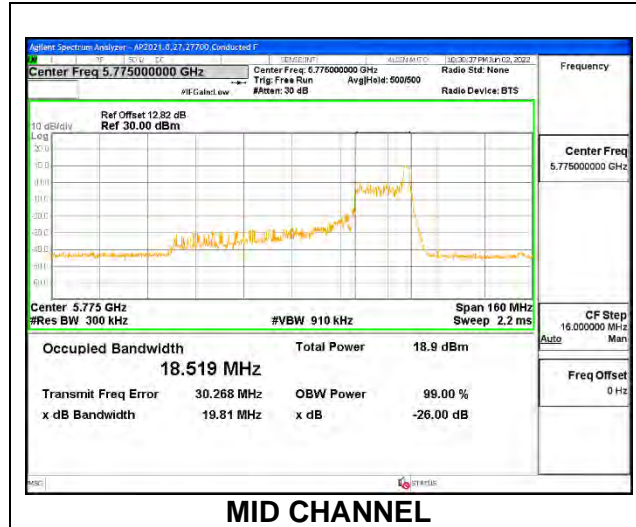
**1TX Antenna 6 MODE: 26 Tones, RU Index 18**

Channel	Frequency (MHz)	99% Bandwidth (MHz)
Mid	5775	38.2009



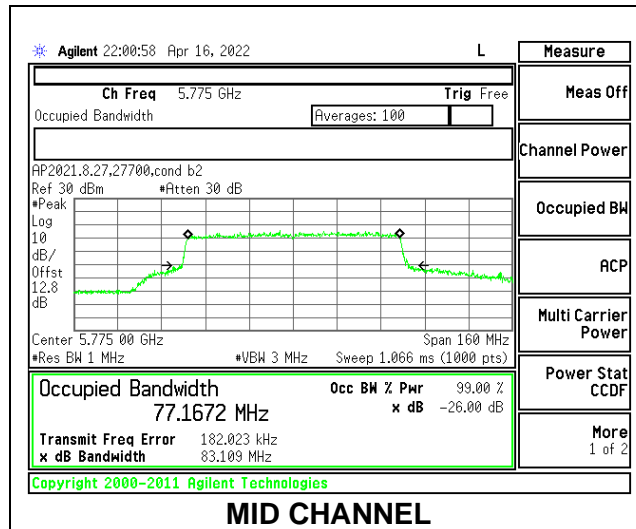
**1TX Antenna 6 MODE: 26 Tones, RU Index 36**

Channel	Frequency (MHz)	99% Bandwidth (MHz)
Mid	5775	18.519



**1TX Antenna 6 MODE: SU Mode**

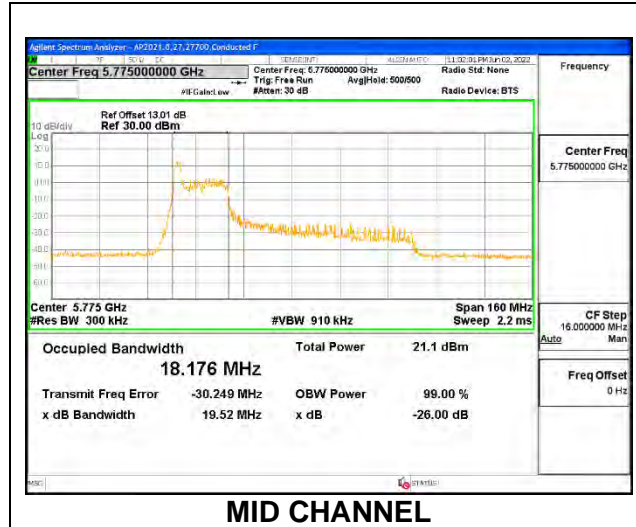
Channel	Frequency (MHz)	99% Bandwidth (MHz)
Mid	5775	77.1672





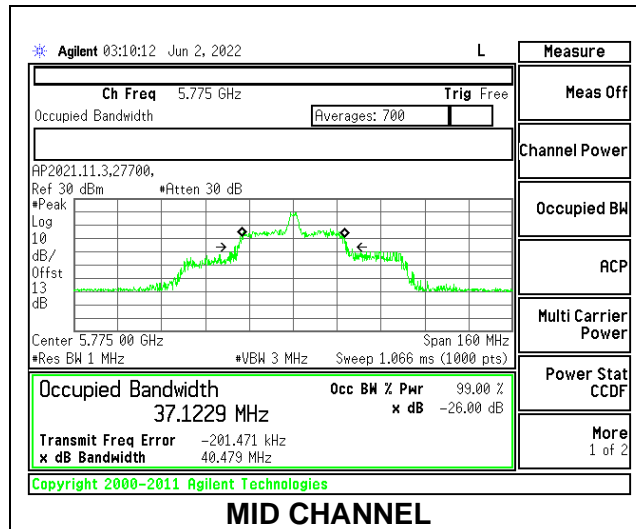
**1TX Antenna 5 MODE: 26 Tones, RU Index 0**

Channel	Frequency (MHz)	99% Bandwidth (MHz)
Mid	5775	18.176



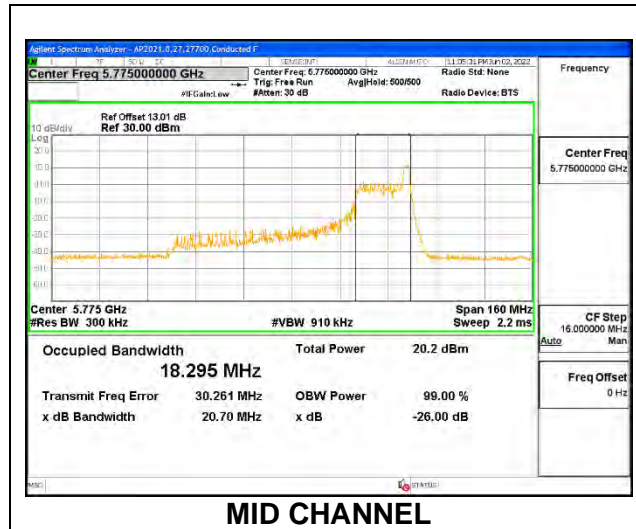
**1TX Antenna 5 MODE: 26 Tones, RU Index 18**

Channel	Frequency (MHz)	99% Bandwidth (MHz)
Mid	5775	37.1229



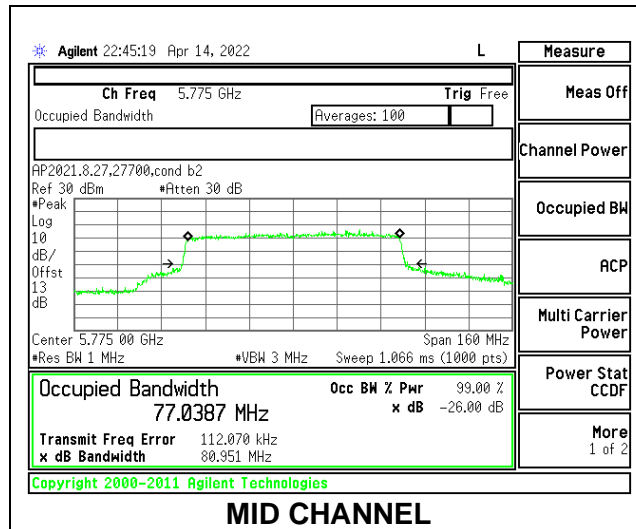
**1TX Antenna 5 MODE: 26 Tones, RU Index 36**

Channel	Frequency (MHz)	99% Bandwidth (MHz)
Mid	5775	18.295



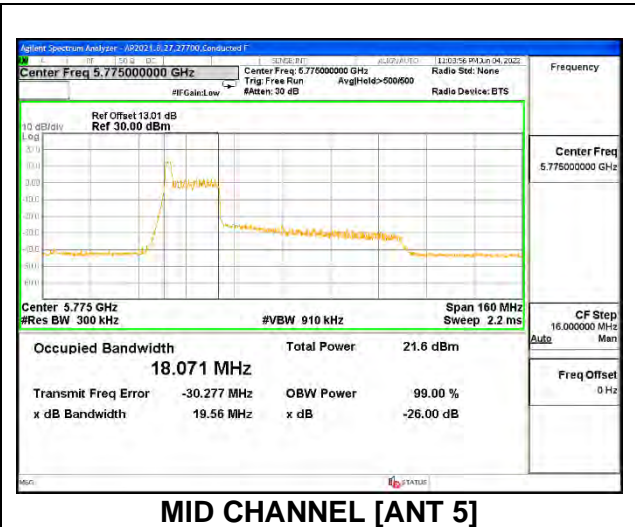
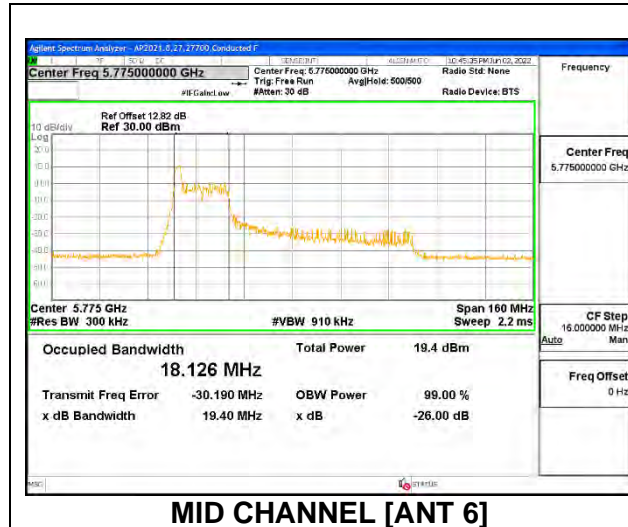
**1TX Antenna 5 MODE: SU Mode**

Channel	Frequency (MHz)	99% Bandwidth (MHz)
Mid	5775	77.0387



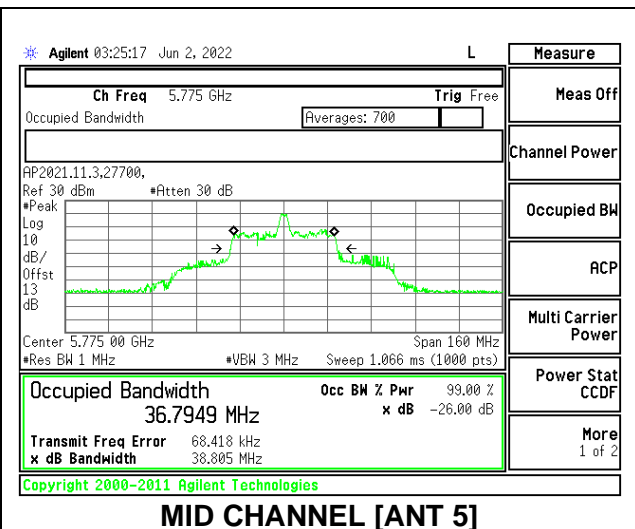
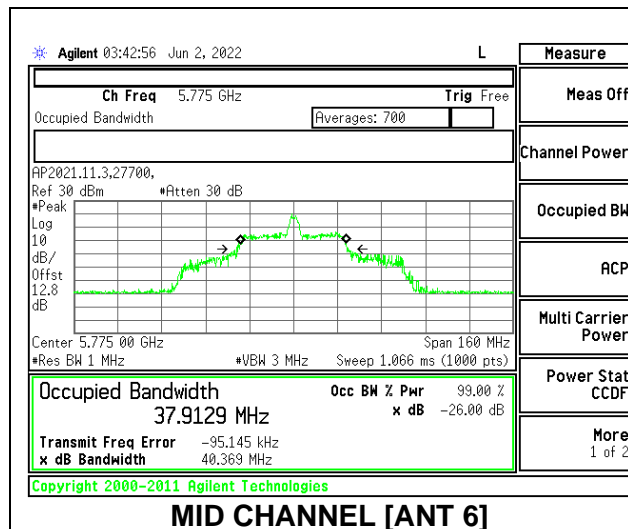
**2TX Antenna 6 + Antenna 5 OFDMA MODE: 26 Tones, RU Index 0**

Channel	Frequency (MHz)	99% Bandwidth Antenna 6 (MHz)	99% Bandwidth Antenna 5 (MHz)
Mid	5775	18.126	18.071



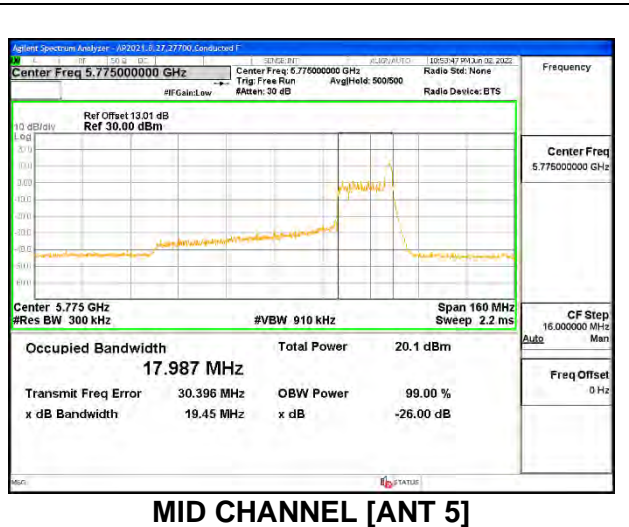
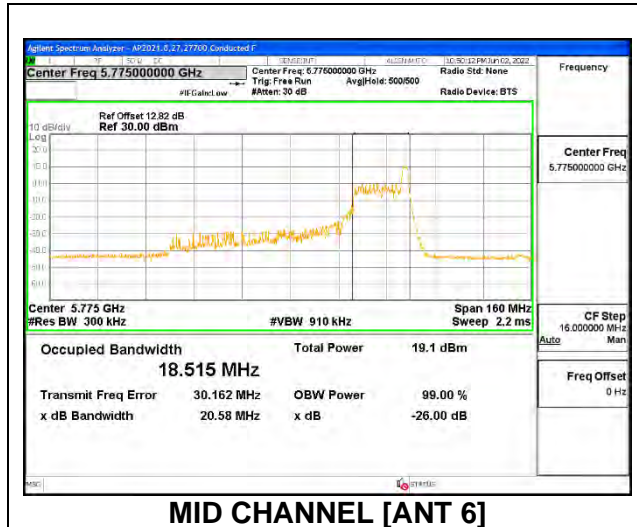
**2TX Antenna 6 + Antenna 5 OFDMA MODE: 26 Tones, RU Index 18**

Channel	Frequency (MHz)	99% Bandwidth Antenna 6 (MHz)	99% Bandwidth Antenna 5 (MHz)
Mid	5775	37.9129	36.7949



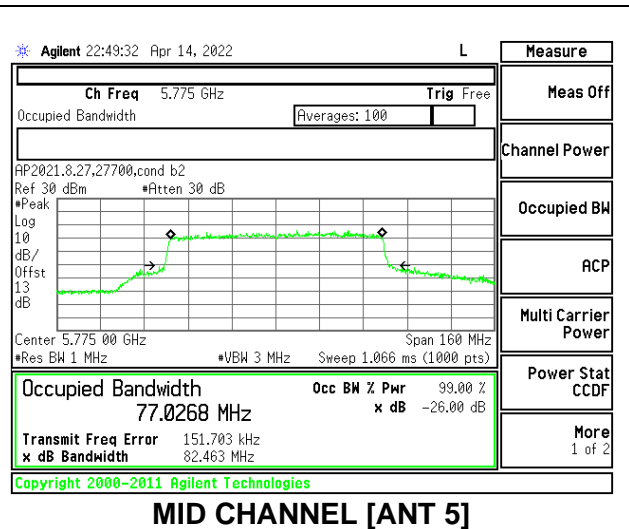
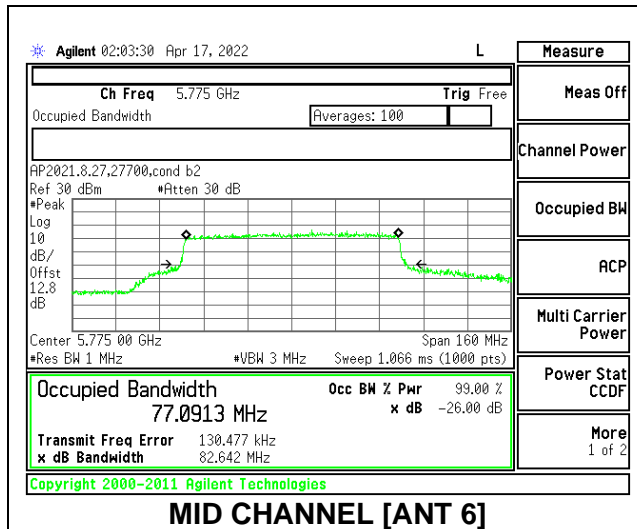
**2TX Antenna 6 + Antenna 5 OFDMA MODE: 26 Tones, RU Index 36**

Channel	Frequency (MHz)	99% Bandwidth Antenna 6 (MHz)	99% Bandwidth Antenna 5 (MHz)
Mid	5775	18.515	17.987



**2TX Antenna 6 + Antenna 5 OFDMA MODE: SU Mode**

Channel	Frequency (MHz)	99% Bandwidth Antenna 6 (MHz)	99% Bandwidth Antenna 5 (MHz)
Mid	5775	77.0913	77.0268



### **9.3. 6 dB BANDWIDTH**

#### **LIMITS**

FCC §15.407 (e)

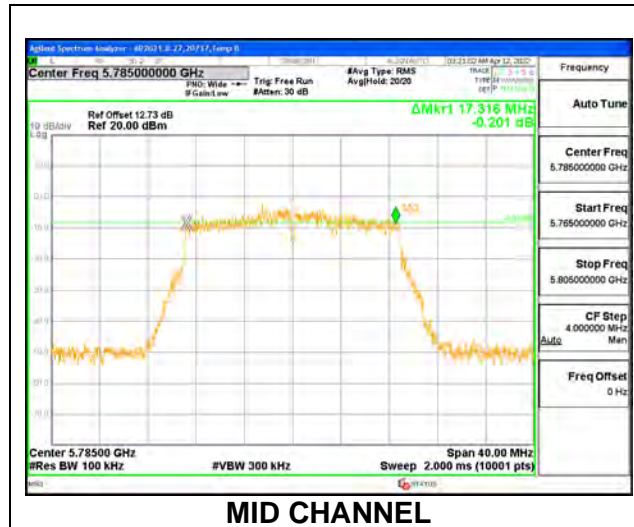
The minimum 6 dB bandwidth shall be at least 500 kHz.

#### **RESULTS**

9.3.1. 802.11n HT20 MODE IN THE 5.8 GHz BAND

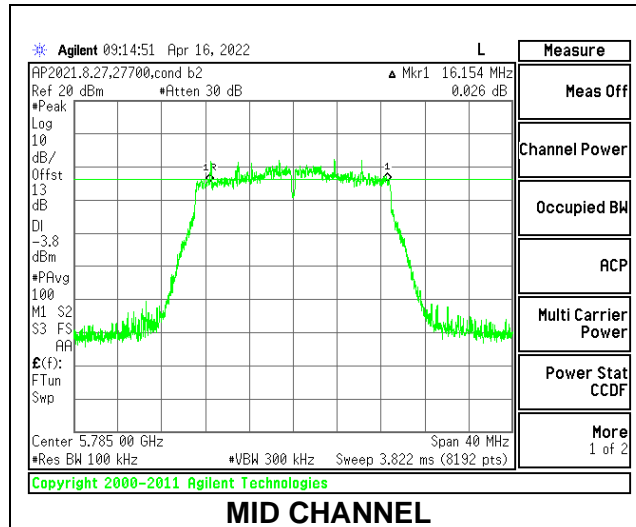
1TX Antenna 6 MODE

Channel	Frequency (MHz)	6 dB Bandwidth (MHz)	Minimum Limit (MHz)
Low	5745	17.580	0.5
Mid	5785	17.316	0.5
High	5825	17.272	0.5
144	5720	3.778	0.5



**1TX Antenna 5 MODE**

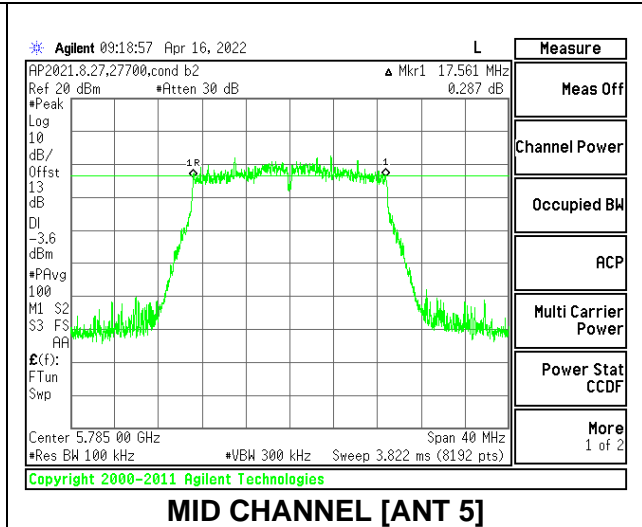
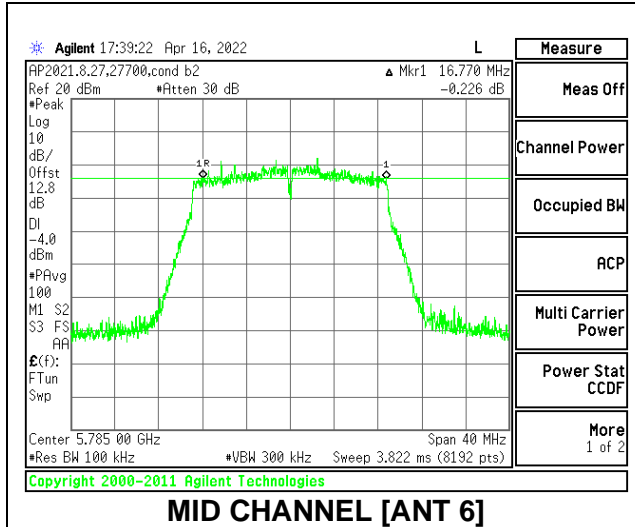
Channel	Frequency (MHz)	6 dB Bandwidth (MHz)	Minimum Limit (MHz)
Low	5745	16.457	0.5
Mid	5785	16.154	0.5
High	5825	16.901	0.5
144	5720	3.768	0.5





**2TX Antenna 6 + Antenna 5 CDD MODE**

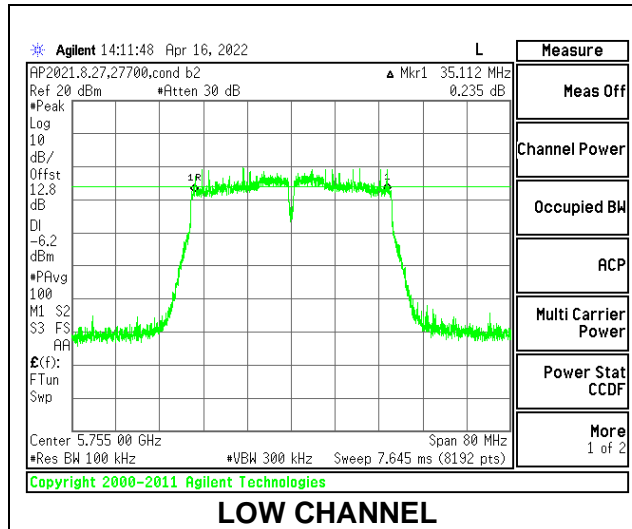
Channel	Frequency (MHz)	6 dB Bandwidth Antenna 6 (MHz)	6 dB Bandwidth Antenna 5 (MHz)	Minimum Limit (MHz)
Low	5745	16.950	17.571	0.5
Mid	5785	16.770	17.561	0.5
High	5825	17.321	17.351	0.5
144	5720	3.744	3.763	0.5



9.3.2. 802.11n HT40 MODE IN THE 5.8 GHz BAND

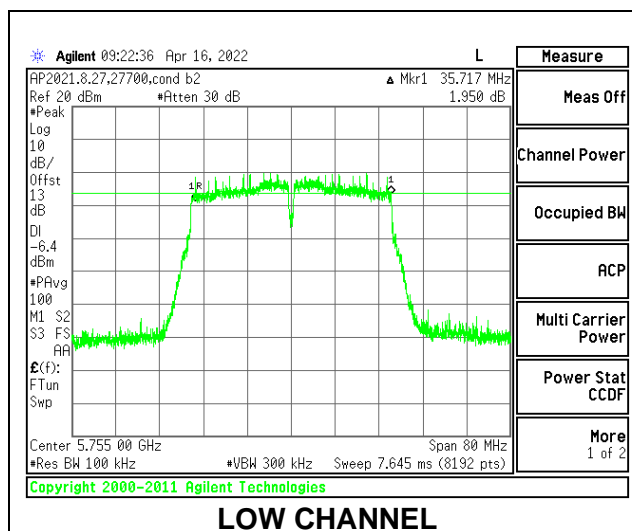
1TX Antenna 6 MODE

Channel	Frequency (MHz)	6 dB Bandwidth (MHz)	Minimum Limit (MHz)
Low	5755	35.112	0.5
High	5795	35.473	0.5
142	5710	3.152	0.5



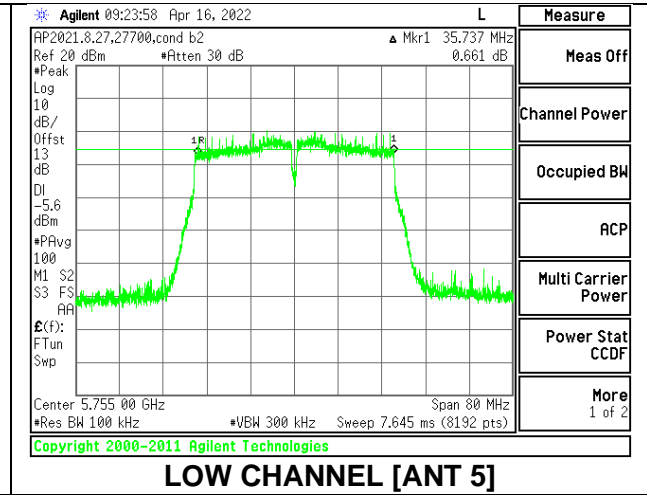
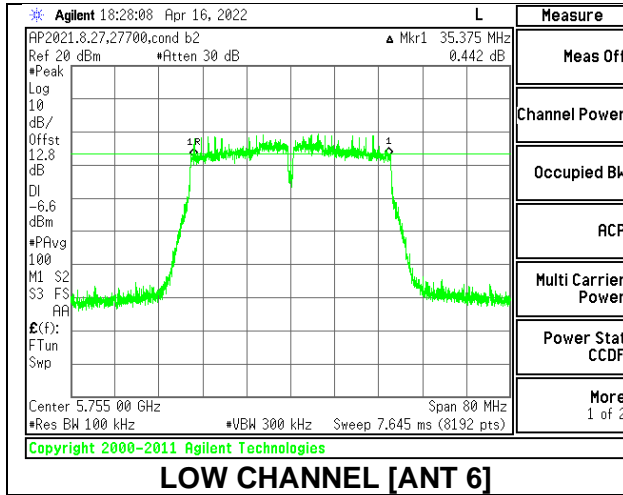
1TX Antenna 5 MODE

Channel	Frequency (MHz)	6 dB Bandwidth (MHz)	Minimum Limit (MHz)
Low	5755	35.717	0.5
High	5795	35.170	0.5
142	5710	3.132	0.5



**2TX Antenna 6 + Antenna 5 CDD MODE**

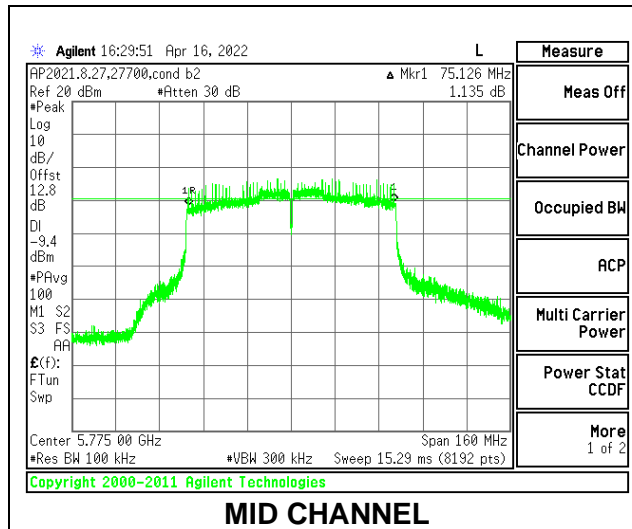
Channel	Frequency (MHz)	6 dB Bandwidth Antenna 6 (MHz)	6 dB Bandwidth Antenna 5 (MHz)	Minimum Limit (MHz)
Low	5755	35.375	35.737	0.5
High	5795	35.248	35.795	0.5
142	5710	3.132	3.152	0.5



### 9.3.3. 802.11ac VHT80 MODE IN THE 5.8 GHz BAND

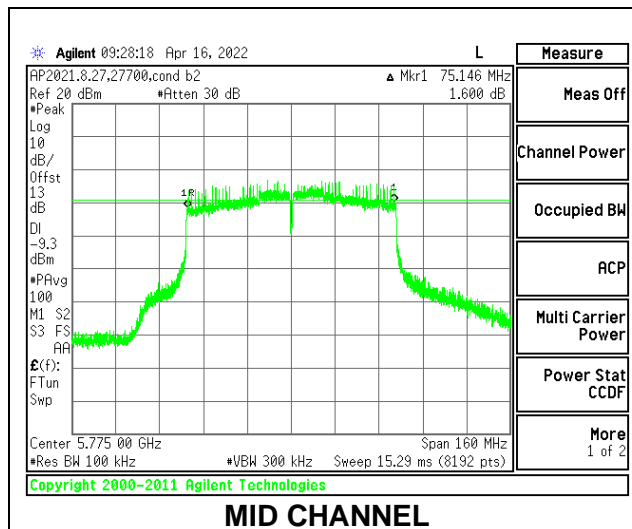
#### 1TX Antenna 6 MODE

Channel	Frequency (MHz)	6 dB Bandwidth (MHz)	Minimum Limit (MHz)
Mid	5775	75.126	0.5
138	5690	3.120	0.5



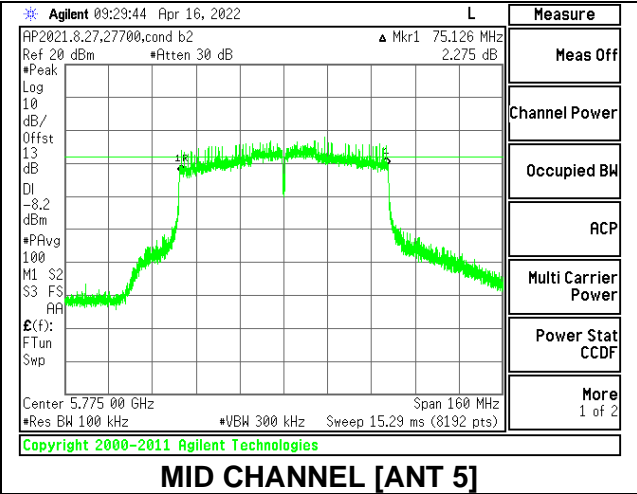
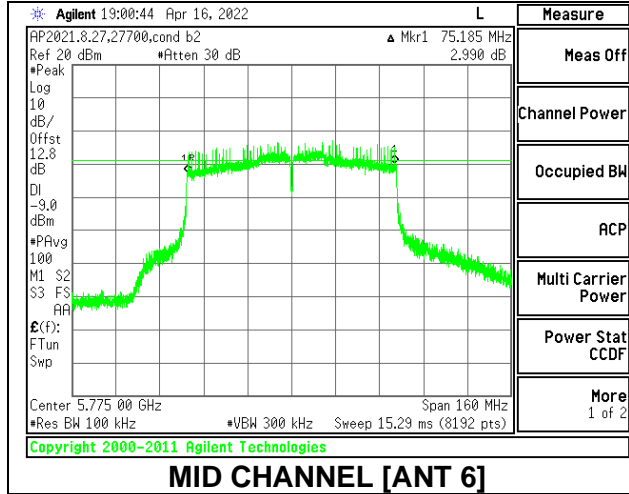
#### 1TX Antenna 5 MODE

Channel	Frequency (MHz)	6 dB Bandwidth (MHz)	Minimum Limit (MHz)
Mid	5775	75.416	0.5
138	5690	3.139	0.5



**2TX Antenna 6 + Antenna 5 CDD MODE**

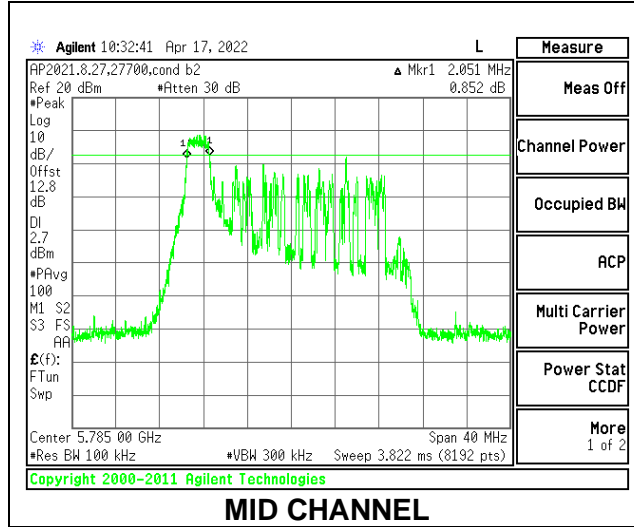
Channel	Frequency (MHz)	6 dB Bandwidth Antenna 6 (MHz)	6 dB Bandwidth Antenna 5 (MHz)	Minimum Limit (MHz)
Mid	5775	75.185	75.126	0.5
138	5690	3.120	3.139	0.5



9.3.4. 802.11ax HE20 MODE IN THE 5.8 GHz BAND

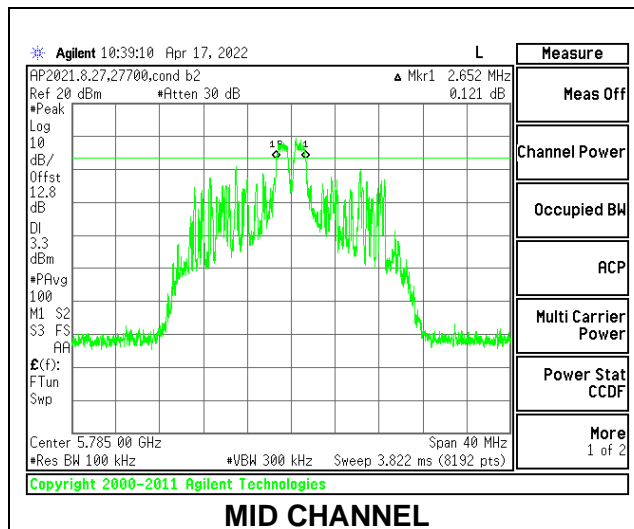
1TX Antenna 6 MODE: 26 Tones, RU Index 0

Channel	Frequency (MHz)	6 dB Bandwidth (MHz)	Minimum Limit (MHz)
Low	5745	2.027	0.5
Mid	5785	2.051	0.5
High	5825	2.041	0.5



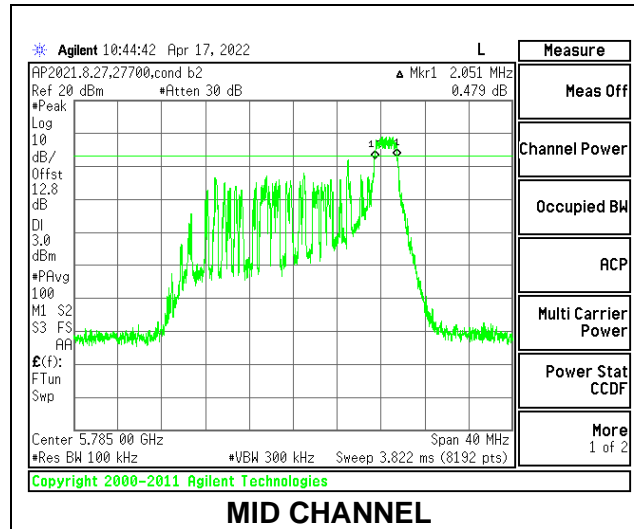
1TX Antenna 6 MODE: 26 Tones, RU Index 4

Channel	Frequency (MHz)	6 dB Bandwidth (MHz)	Minimum Limit (MHz)
Low	5745	2.603	0.5
Mid	5785	2.652	0.5
High	5825	2.578	0.5



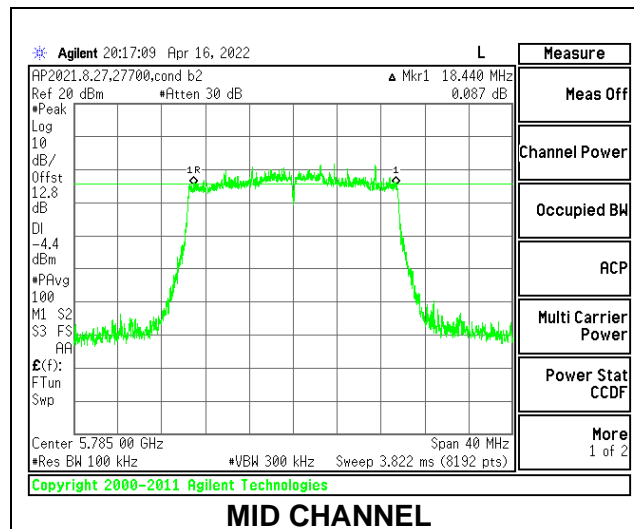
**1TX Antenna 6 MODE: 26 Tones, RU Index 8**

Channel	Frequency (MHz)	6 dB Bandwidth (MHz)	Minimum Limit (MHz)
Low	5745	2.012	0.5
Mid	5785	2.051	0.5
High	5825	2.031	0.5
144	5720	2.012	0.5



**1TX Antenna 6 MODE: SU Mode**

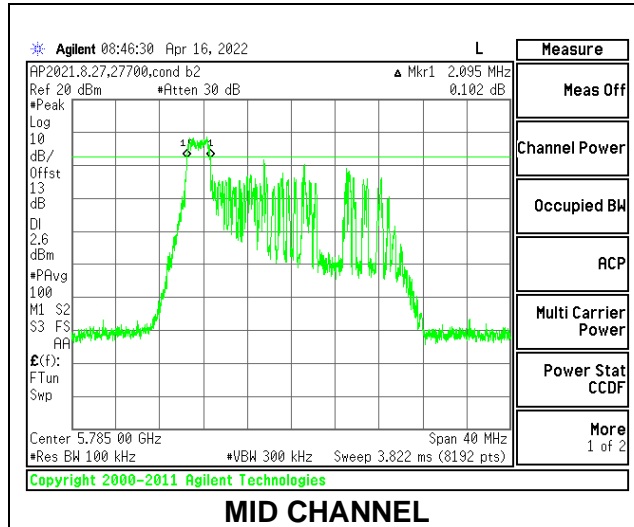
Channel	Frequency (MHz)	6 dB Bandwidth (MHz)	Minimum Limit (MHz)
Low	5745	18.454	0.5
Mid	5785	18.440	0.5
High	5825	18.479	0.5
144	5720	4.374	0.5





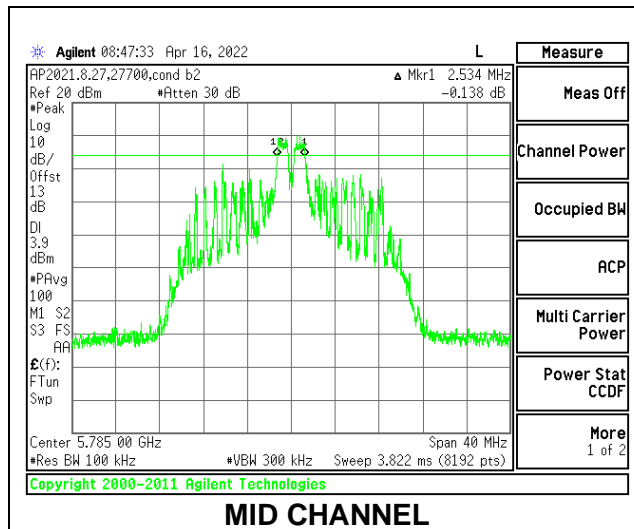
**1TX Antenna 5 MODE: 26 Tones, RU Index 0**

Channel	Frequency (MHz)	6 dB Bandwidth (MHz)	Minimum Limit (MHz)
Low	5745	2.012	0.5
Mid	5785	2.095	0.5
High	5825	2.002	0.5



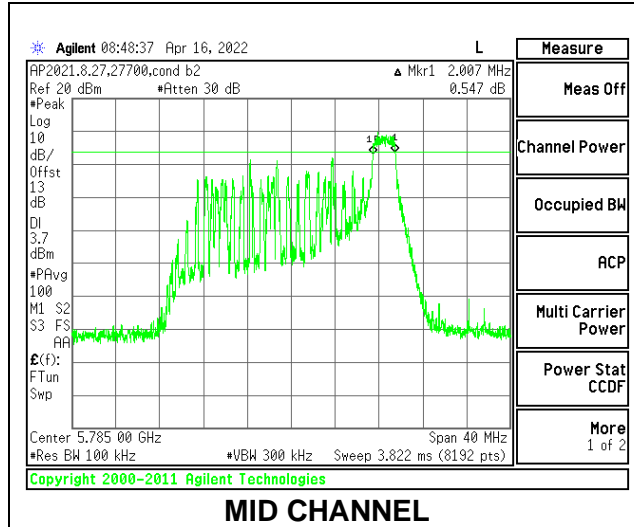
**1TX Antenna 5 MODE: 26 Tones, RU Index 4**

Channel	Frequency (MHz)	6 dB Bandwidth (MHz)	Minimum Limit (MHz)
Low	5745	2.647	0.5
Mid	5785	2.543	0.5
High	5825	2.588	0.5



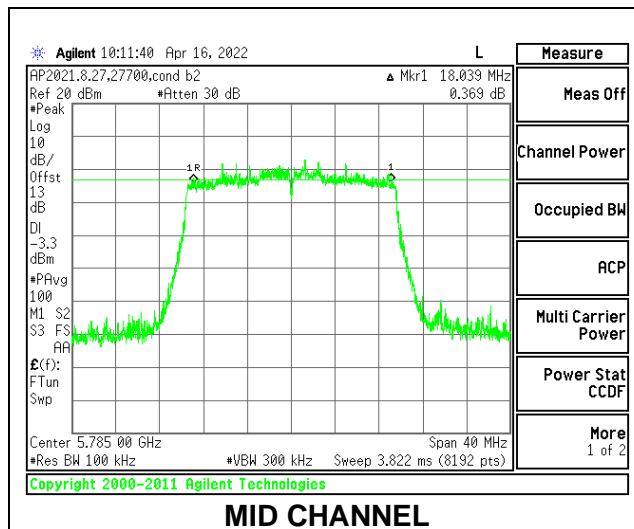
**1TX Antenna 5 MODE: 26 Tones, RU Index 8**

Channel	Frequency (MHz)	6 dB Bandwidth (MHz)	Minimum Limit (MHz)
Low	5745	2.022	0.5
Mid	5785	2.007	0.5
High	5825	2.002	0.5
144	5720	2.056	0.5



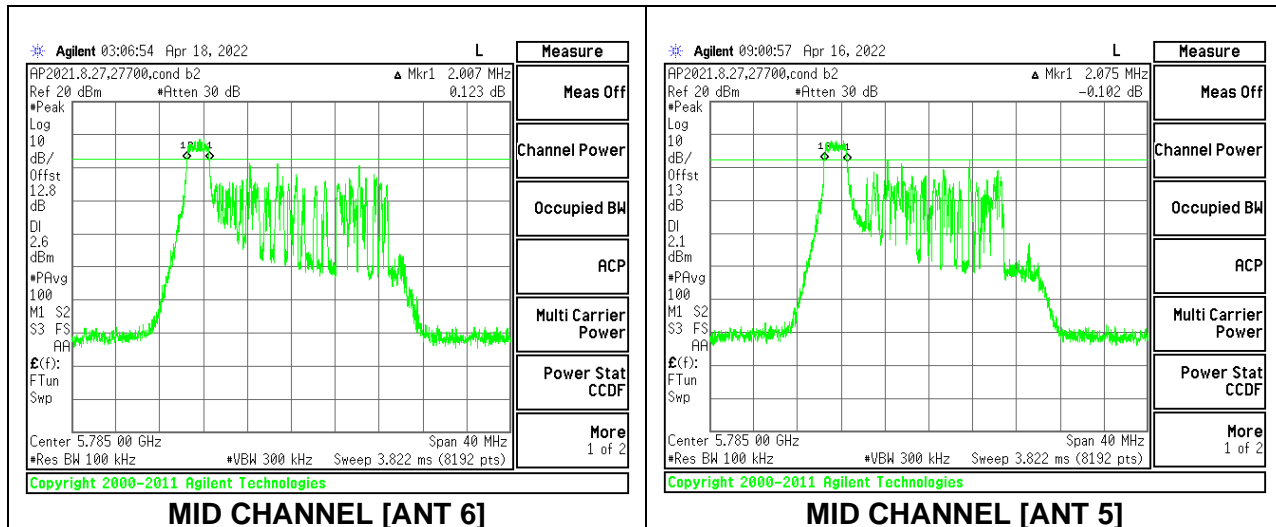
**1TX Antenna 5 MODE: SU Mode**

Channel	Frequency (MHz)	6 dB Bandwidth (MHz)	Minimum Limit (MHz)
Low	5745	17.478	0.5
Mid	5785	18.039	0.5
High	5825	17.468	0.5
144	5720	4.486	0.5



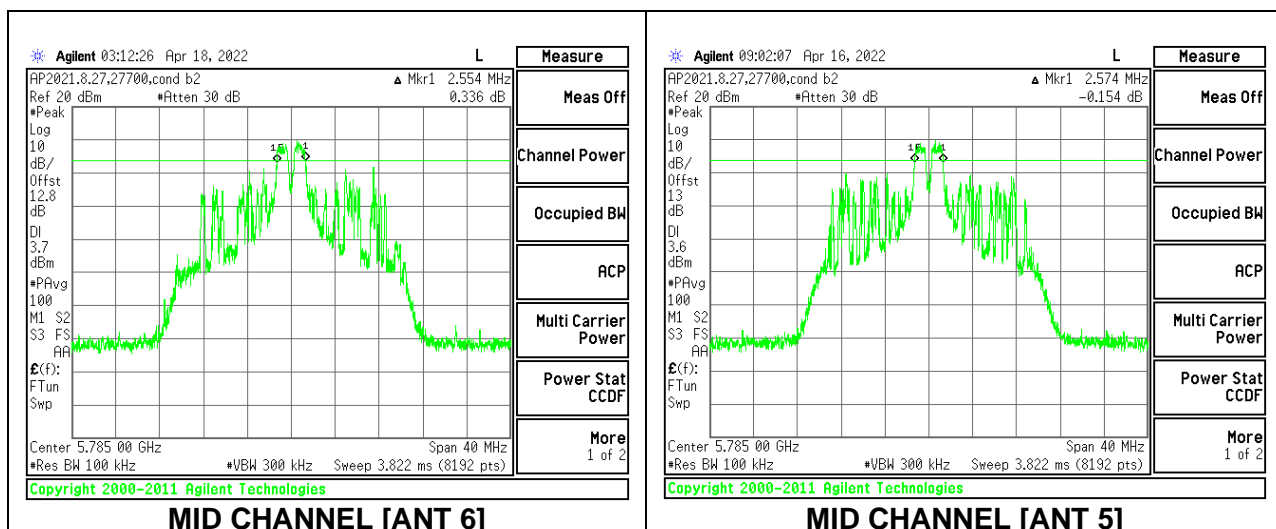
**2TX Antenna 6 + Antenna 5 OFDMA MODE: 26 Tones, RU Index 0**

Channel	Frequency (MHz)	6 dB Bandwidth Antenna 6 (MHz)	6 dB Bandwidth Antenna 5 (MHz)	Minimum Limit (MHz)
Low	5745	2.100	2.031	0.5
Mid	5785	2.007	2.075	0.5
High	5825	2.100	1.992	0.5



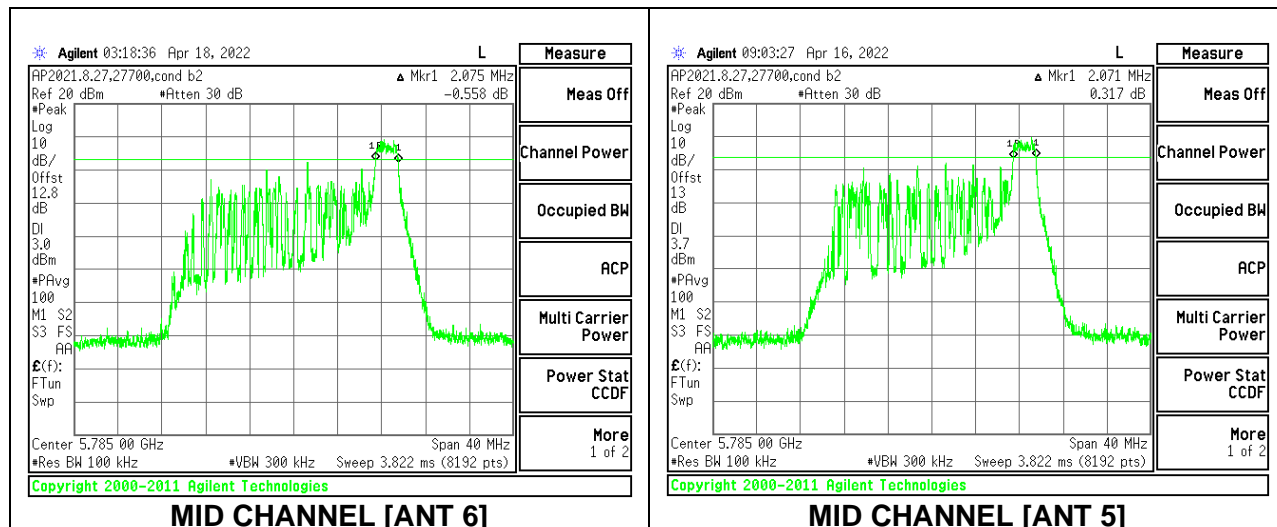
**2TX Antenna 6 + Antenna 5 OFDMA MODE: 26 Tones, RU Index 4**

Channel	Frequency (MHz)	6 dB Bandwidth Antenna 6 (MHz)	6 dB Bandwidth Antenna 5 (MHz)	Minimum Limit (MHz)
Low	5745	2.642	2.632	0.5
Mid	5785	2.554	2.574	0.5
High	5825	2.564	2.613	0.5



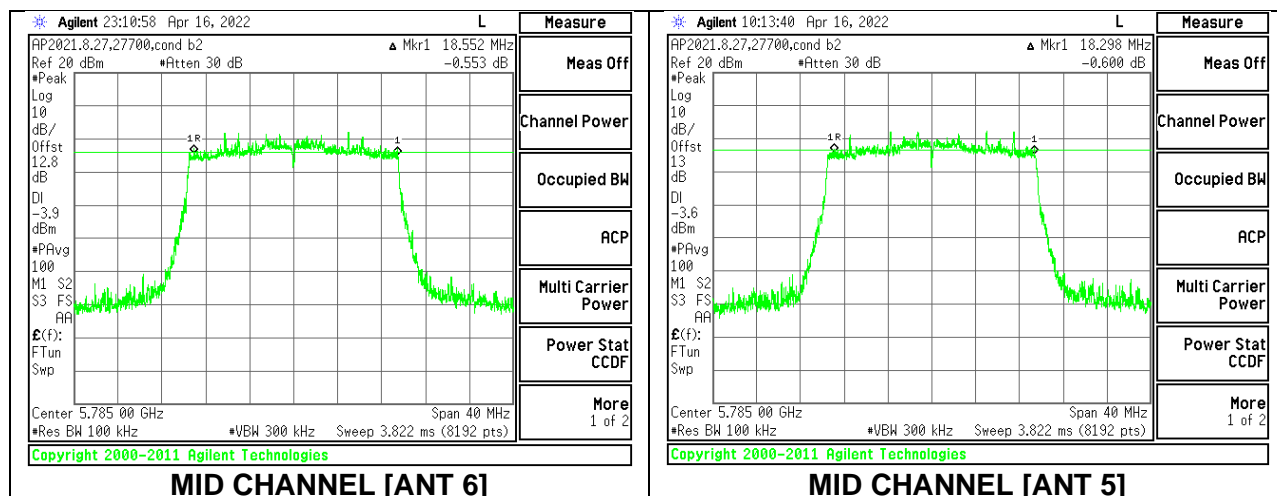
**2TX Antenna 6 + Antenna 5 OFDMA MODE: 26 Tones, RU Index 8**

Channel	Frequency (MHz)	6 dB Bandwidth Antenna 6 (MHz)	6 dB Bandwidth Antenna 5 (MHz)	Minimum Limit (MHz)
Low	5745	1.992	2.002	0.5
Mid	5785	2.075	2.071	0.5
High	5825	2.046	1.988	0.5
144	5720	2.031	2.017	0.5



**2TX Antenna 6 + Antenna 5 OFDMA MODE: SU Mode**

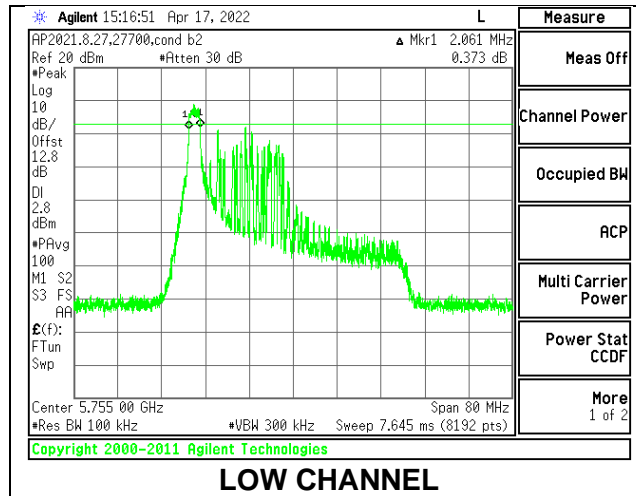
Channel	Frequency (MHz)	6 dB Bandwidth Antenna 6 (MHz)	6 dB Bandwidth Antenna 5 (MHz)	Minimum Limit (MHz)
Low	5745	18.738	18.191	0.5
Mid	5785	18.552	18.298	0.5
High	5825	18.586	17.995	0.5
144	5720	4.393	4.388	0.5



### 9.3.5. 802.11ax HE40 MODE IN THE 5.8 GHz BAND

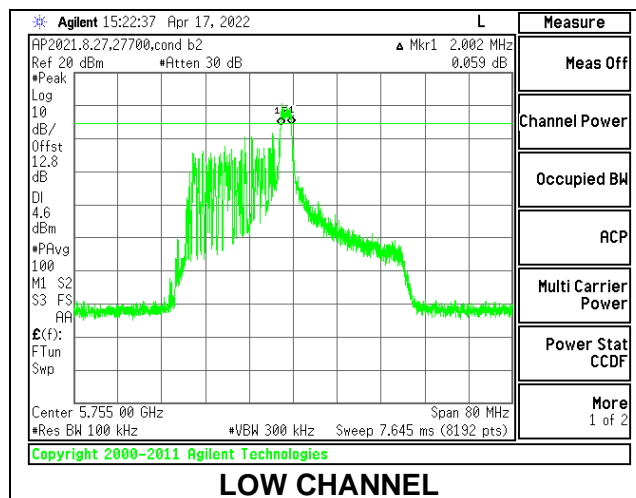
#### 1TX Antenna 6 MODE: 26 Tones, RU Index 0

Channel	Frequency (MHz)	6 dB Bandwidth (MHz)	Minimum Limit (MHz)
Low	5755	2.061	0.5
High	5795	2.061	0.5



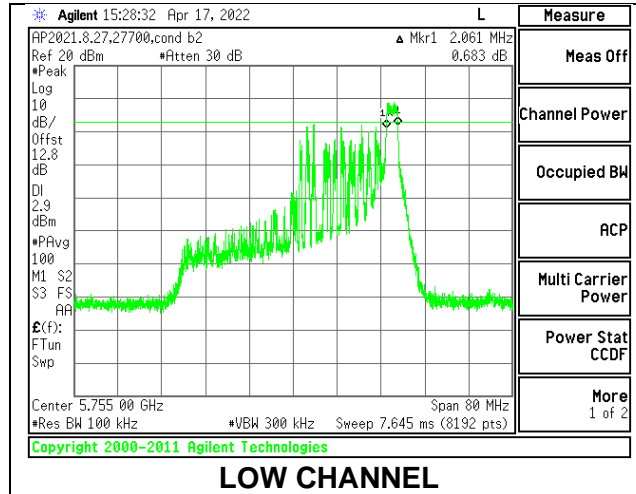
#### 1TX Antenna 6 MODE: 26 Tones, RU Index 8

Channel	Frequency (MHz)	6 dB Bandwidth (MHz)	Minimum Limit (MHz)
Low	5755	2.002	0.5
High	5795	2.012	0.5



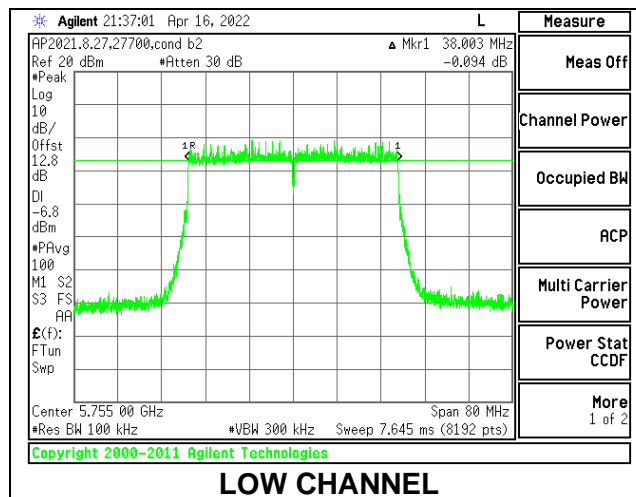
**1TX Antenna 6 MODE: 26 Tones, RU Index 17**

Channel	Frequency (MHz)	6 dB Bandwidth (MHz)	Minimum Limit (MHz)
Low	5755	2.061	0.5
High	5795	2.071	0.5
142	5710	2.051	0.5



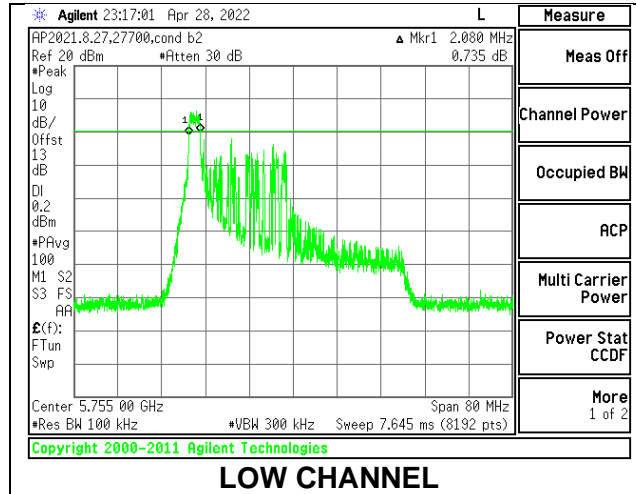
**1TX Antenna 6 MODE: SU Mode**

Channel	Frequency (MHz)	6 dB Bandwidth (MHz)	Minimum Limit (MHz)
Low	5755	38.003	0.5
High	5795	37.729	0.5
142	5710	3.992	0.5



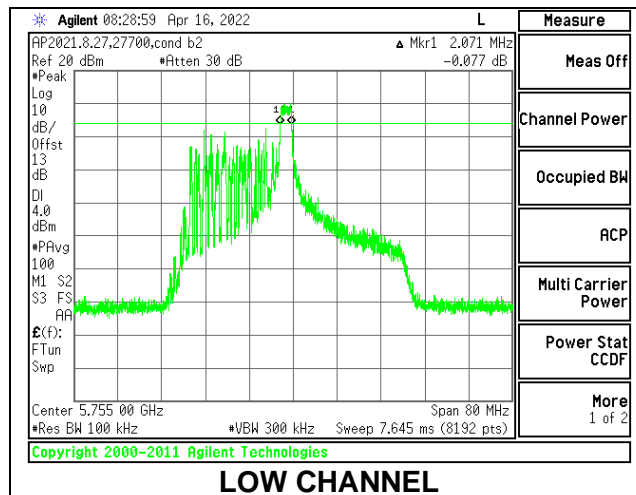
**1TX Antenna 5 MODE: 26 Tones, RU Index 0**

Channel	Frequency (MHz)	6 dB Bandwidth (MHz)	Minimum Limit (MHz)
Low	5755	2.080	0.5
High	5795	2.100	0.5



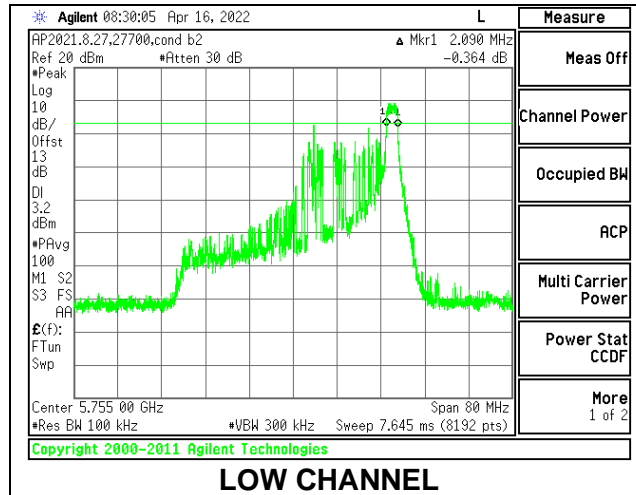
**1TX Antenna 5 MODE: 26 Tones, RU Index 8**

Channel	Frequency (MHz)	6 dB Bandwidth (MHz)	Minimum Limit (MHz)
Low	5755	2.071	0.5
High	5795	2.022	0.5



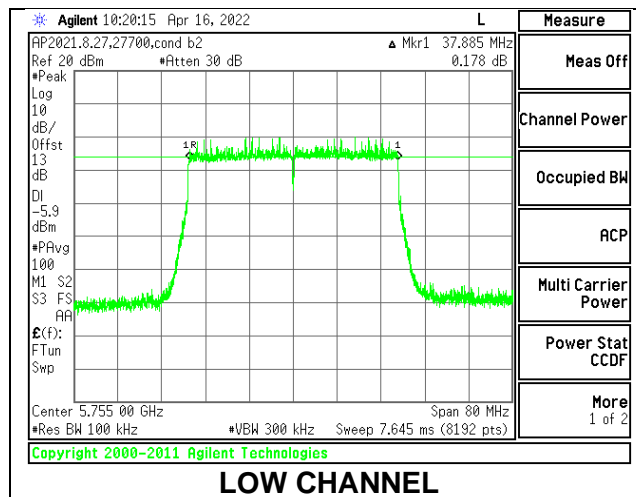
**1TX Antenna 5 MODE: 26 Tones, RU Index 17**

Channel	Frequency (MHz)	6 dB Bandwidth (MHz)	Minimum Limit (MHz)
Low	5755	2.090	0.5
High	5795	2.061	0.5
142	5710	2.080	0.5



**1TX Antenna 5 MODE: SU Mode**

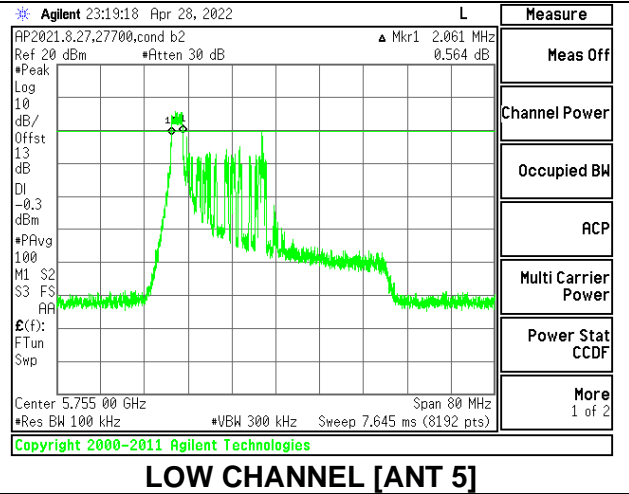
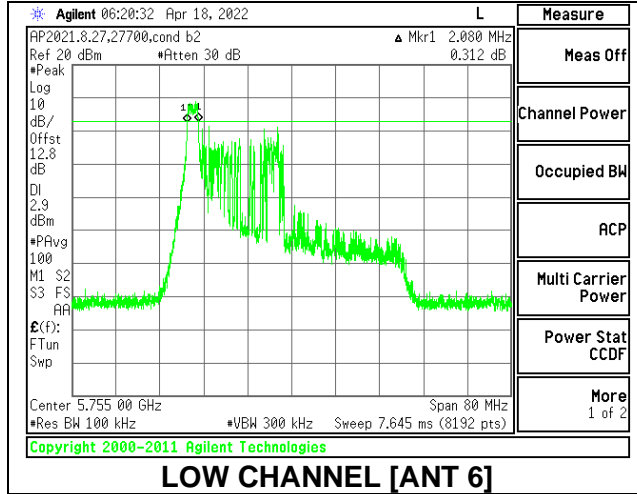
Channel	Frequency (MHz)	6 dB Bandwidth (MHz)	Minimum Limit (MHz)
Low	5755	37.885	0.5
High	5795	37.768	0.5
142	5710	4.089	0.5





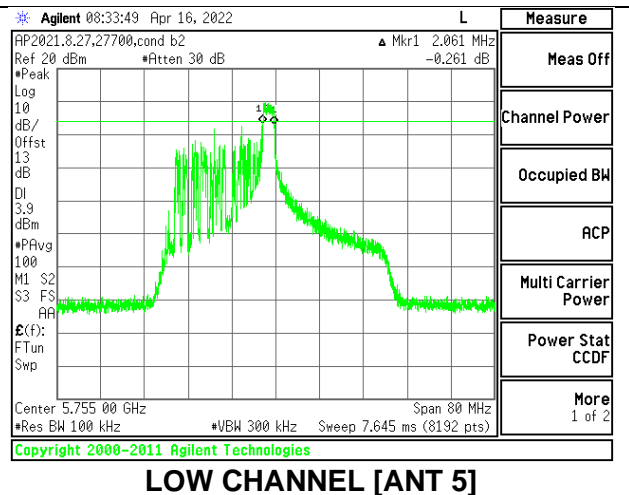
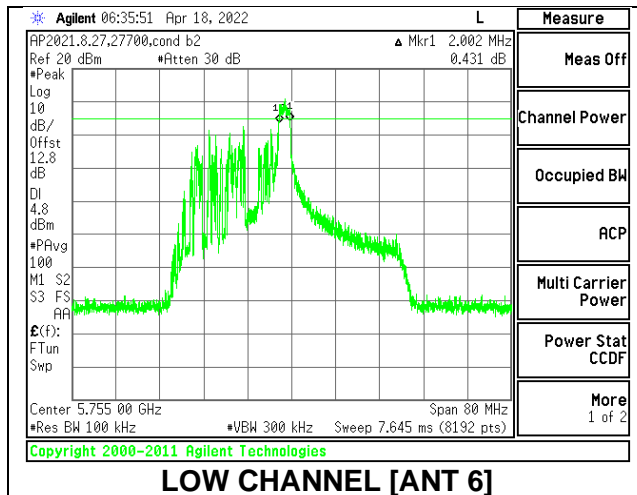
**2TX Antenna 6 + Antenna 5 OFDMA MODE: 26 Tones, RU Index 0**

Channel	Frequency (MHz)	6 dB Bandwidth Antenna 6 (MHz)	6 dB Bandwidth Antenna 5 (MHz)	Minimum Limit (MHz)
Low	5755	2.080	2.061	0.5
High	5795	2.012	2.041	0.5



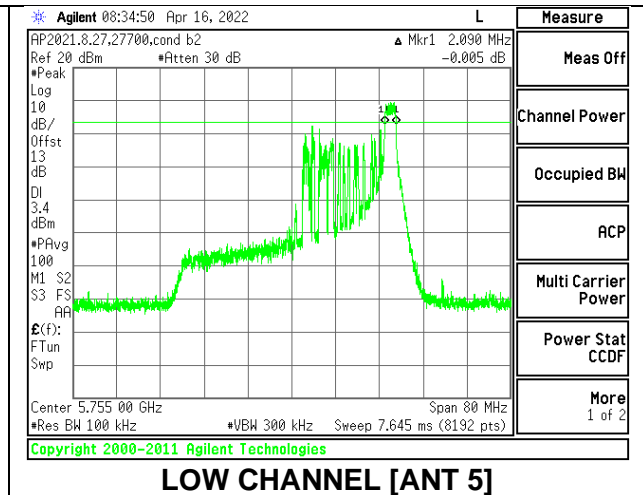
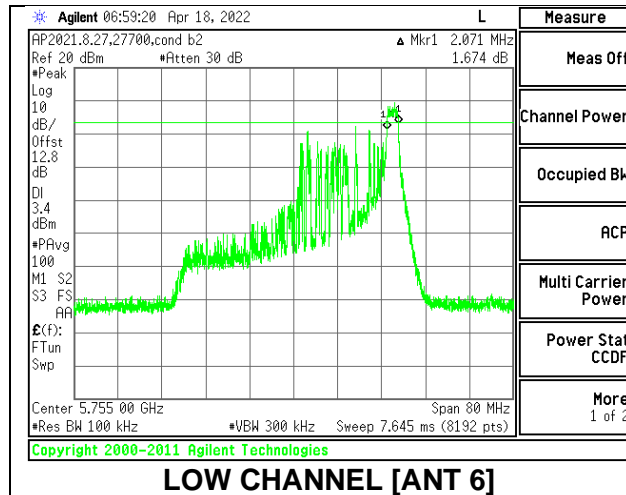
**2TX Antenna 6 + Antenna 5 OFDMA MODE: 26 Tones, RU Index 8**

Channel	Frequency (MHz)	6 dB Bandwidth Antenna 6 (MHz)	6 dB Bandwidth Antenna 5 (MHz)	Minimum Limit (MHz)
Low	5755	2.002	2.061	0.5
High	5795	2.051	2.071	0.5



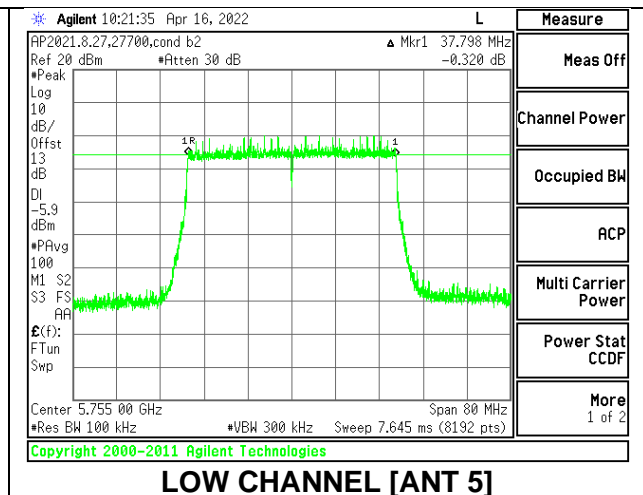
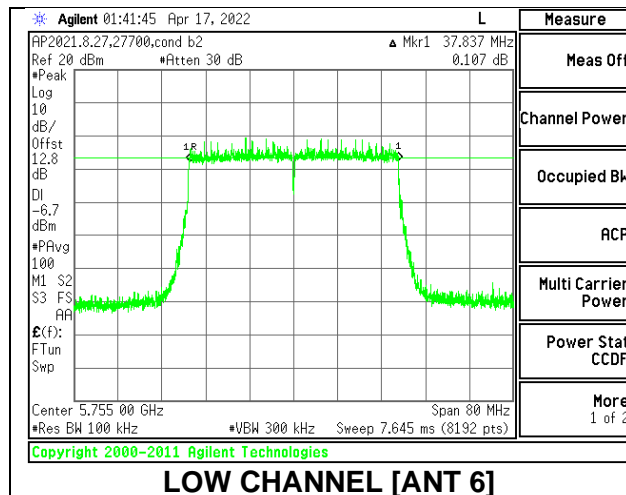
**2TX Antenna 6 + Antenna 5 OFDMA MODE: 26 Tones, RU Index 17**

Channel	Frequency (MHz)	6 dB Bandwidth Antenna 6 (MHz)	6 dB Bandwidth Antenna 5 (MHz)	Minimum Limit (MHz)
Low	5755	2.071	2.090	0.5
High	5795	2.031	2.100	0.5
142	5710	2.071	2.080	0.5



**2TX Antenna 6 + Antenna 5 OFDMA MODE: SU Mode**

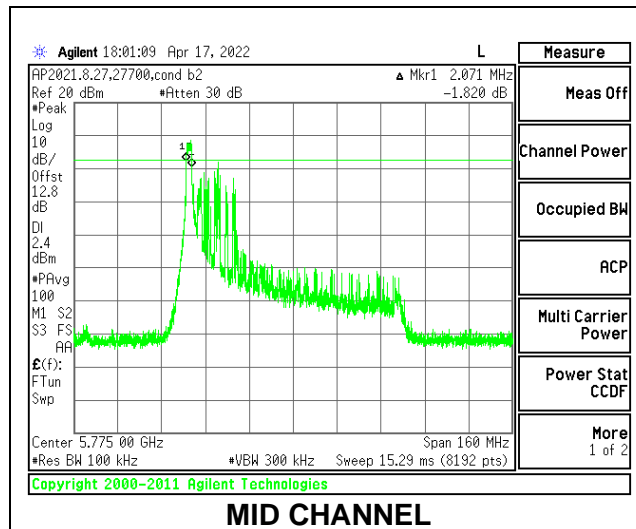
Channel	Frequency (MHz)	6 dB Bandwidth Antenna 6 (MHz)	6 dB Bandwidth Antenna 5 (MHz)	Minimum Limit (MHz)
Low	5755	37.837	37.798	0.5
High	5795	38.022	37.846	0.5
142	5710	4.070	4.011	0.5



9.3.6. 802.11ax HE80 MODE IN THE 5.8 GHz BAND

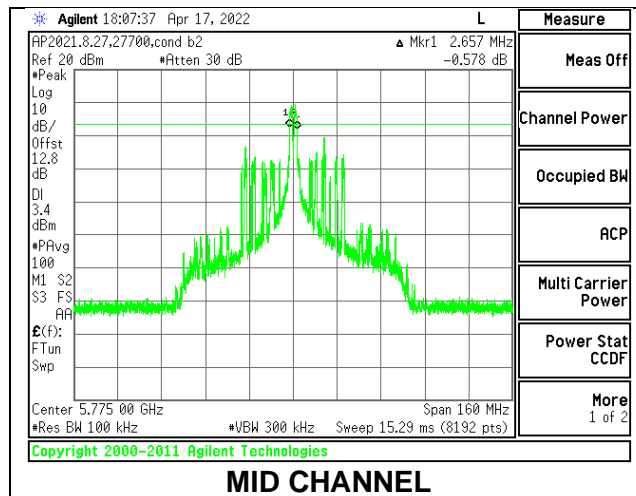
1TX Antenna 6 MODE: 26 Tones, RU Index 0

Channel	Frequency (MHz)	6 dB Bandwidth (MHz)	Minimum Limit (MHz)
Mid	5775	2.071	0.5



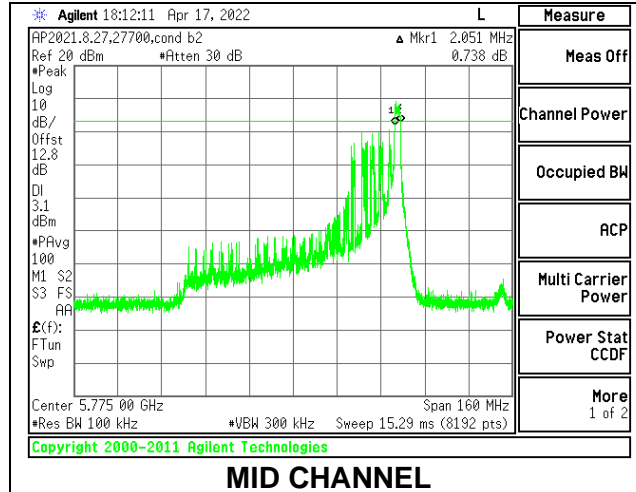
1TX Antenna 6 MODE: 26 Tones, RU Index 18

Channel	Frequency (MHz)	6 dB Bandwidth (MHz)	Minimum Limit (MHz)
Mid	5775	2.657	0.5



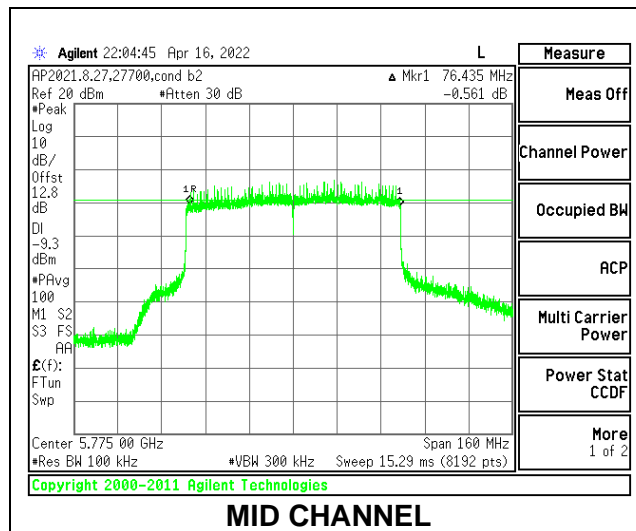
**1TX Antenna 6 MODE: 26 Tones, RU Index 36**

Channel	Frequency (MHz)	6 dB Bandwidth (MHz)	Minimum Limit (MHz)
Mid	5775	2.051	0.5
138	5690	4.018	0.5



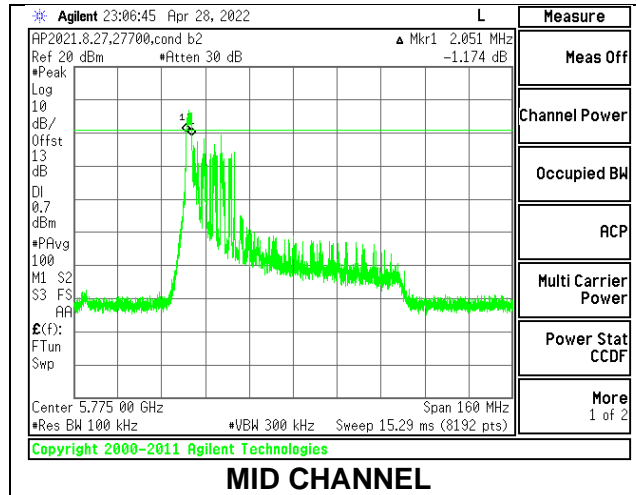
**1TX Antenna 6 MODE: SU Mode**

Channel	Frequency (MHz)	6 dB Bandwidth (MHz)	Minimum Limit (MHz)
Mid	5775	76.435	0.5
138	5690	3.882	0.5



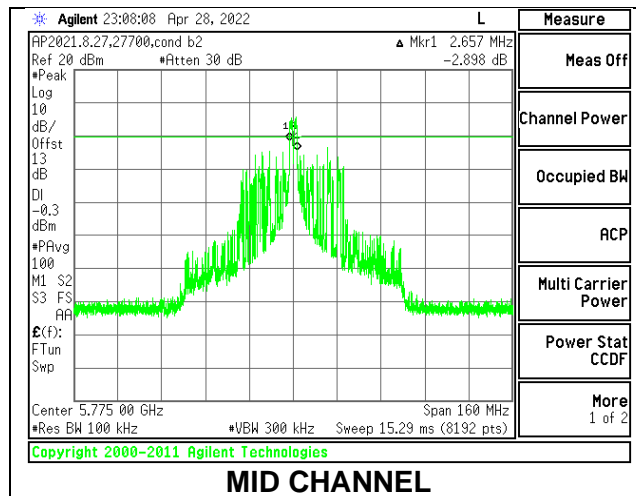
**1TX Antenna 5 MODE: 26 Tones, RU Index 0**

Channel	Frequency (MHz)	6 dB Bandwidth (MHz)	Minimum Limit (MHz)
Mid	5775	2.051	0.5



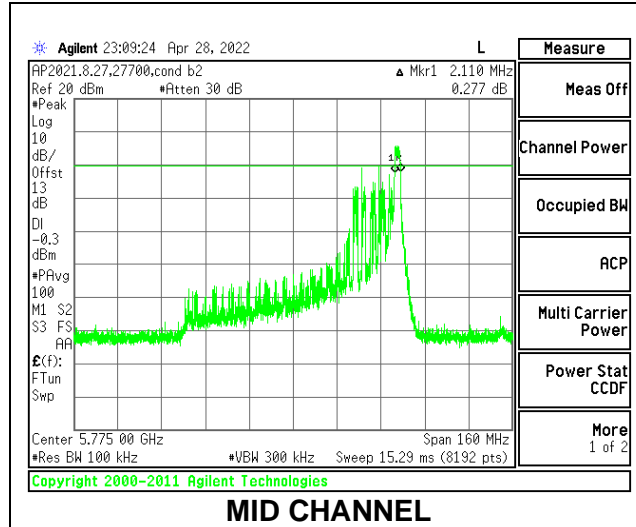
**1TX Antenna 5 MODE: 26 Tones, RU Index 18**

Channel	Frequency (MHz)	6 dB Bandwidth (MHz)	Minimum Limit (MHz)
Mid	5775	2.657	0.5



**1TX Antenna 5 MODE: 26 Tones, RU Index 36**

Channel	Frequency (MHz)	6 dB Bandwidth (MHz)	Minimum Limit (MHz)
Mid	5775	2.110	0.5
138	5690	2.051	0.5



**1TX Antenna 5 MODE: SU Mode**

Channel	Frequency (MHz)	6 dB Bandwidth (MHz)	Minimum Limit (MHz)
Mid	5775	75.927	0.5
138	5690	3.921	0.5

