

DUT and SAR Set-up Photos

Setup Photos

Photograph 1: Handset Vertical and Horizontal Reference Lines


Vertical
Center Line



Horizontal
Line


Photograph 2: Head, Left Touch with battery pack while the phone is charging, 0 mm

14040868




Photograph 3: Head, Right Touch with battery pack while the phone is charging, 0 mm

14040868



Photograph 4: Head, Left Tilt with battery pack while the phone is charging, 0 mm

14040868



Photograph 6: Edge 2 with battery pack while the phone is charging, 0 mm

14040868

