

### GSM850 ANT 1

Frequency: 836.6 MHz; Duty Cycle: 1:4.00037; Room Ambient Temperature: 24.0°C; Liquid Temperature: 23.0°C  
 Medium parameters used (interpolated):  $f = 836.6$  MHz;  $\sigma = 0.935$  S/m;  $\epsilon_r = 42.856$ ;  $\rho = 1000$  kg/m<sup>3</sup>

Dasy Configuration:

- Area Scan Setting: Find Secondary Maximum within 2.0 dB and with a peak SAR value greater than 0.0012 W/kg
- Electronics: DAE4 Sn1548; Calibrated: 2/23/2022
- Probe: EX3DV4 - SN7482; ConvF(9.01, 9.01, 9.01); Calibrated: 4/26/2022;
- Sensor-Surface: 1.4mm (Mechanical Surface Detection)
- Phantom: SAM with CRP; Type: SAM; Serial: 1751

**RHS/Touch\_GPRS 2 slots\_ch 190/Area Scan (8x13x1):** Measurement grid: dx=15mm, dy=15mm

[Info: Interpolated medium parameters used for SAR evaluation.](#)

Maximum value of SAR (measured) = 0.315 W/kg

**RHS/Touch\_GPRS 2 slots\_ch 190/Zoom Scan (5x5x7)/Cube 0:** Measurement grid: dx=8mm, dy=8mm, dz=5mm


Reference Value = 17.48 V/m; Power Drift = -0.07 dB

Peak SAR (extrapolated) = 0.344 W/kg

**SAR(1 g) = 0.256 W/kg; SAR(10 g) = 0.194 W/kg**

[Info: Interpolated medium parameters used for SAR evaluation.](#)

Maximum value of SAR (measured) = 0.307 W/kg



0 dB = 0.307 W/kg = -5.13 dBW/kg

### GSM850 ANT 1

Frequency: 848.8 MHz; Duty Cycle: 1:4.00037; Room Ambient Temperature: 24.0°C; Liquid Temperature: 23.0°C  
 Medium parameters used (interpolated):  $f = 848.8$  MHz;  $\sigma = 0.892$  S/m;  $\epsilon_r = 39.937$ ;  $\rho = 1000$  kg/m<sup>3</sup>

Dasy Configuration:

- Area Scan Setting: Find Secondary Maximum within 2.0 dB and with a peak SAR value greater than 0.0012 W/kg
- Electronics: DAE4 Sn1548; Calibrated: 2/23/2022
- Probe: EX3DV4 - SN7482; ConvF(9.01, 9.01, 9.01); Calibrated: 4/26/2022;
- Sensor-Surface: 1.4mm (Mechanical Surface Detection)
- Phantom: SAM with CRP; Type: SAM; Serial: 1751

**Rear/GPRS 2 slots\_ch 251/Area Scan (8x14x1):** Measurement grid: dx=15mm, dy=15mm

[Info: Interpolated medium parameters used for SAR evaluation.](#)

Maximum value of SAR (measured) = 1.42 W/kg

**Rear/GPRS 2 slots\_ch 251/Zoom Scan (5x5x7)/Cube 0:** Measurement grid: dx=8mm, dy=8mm, dz=5mm

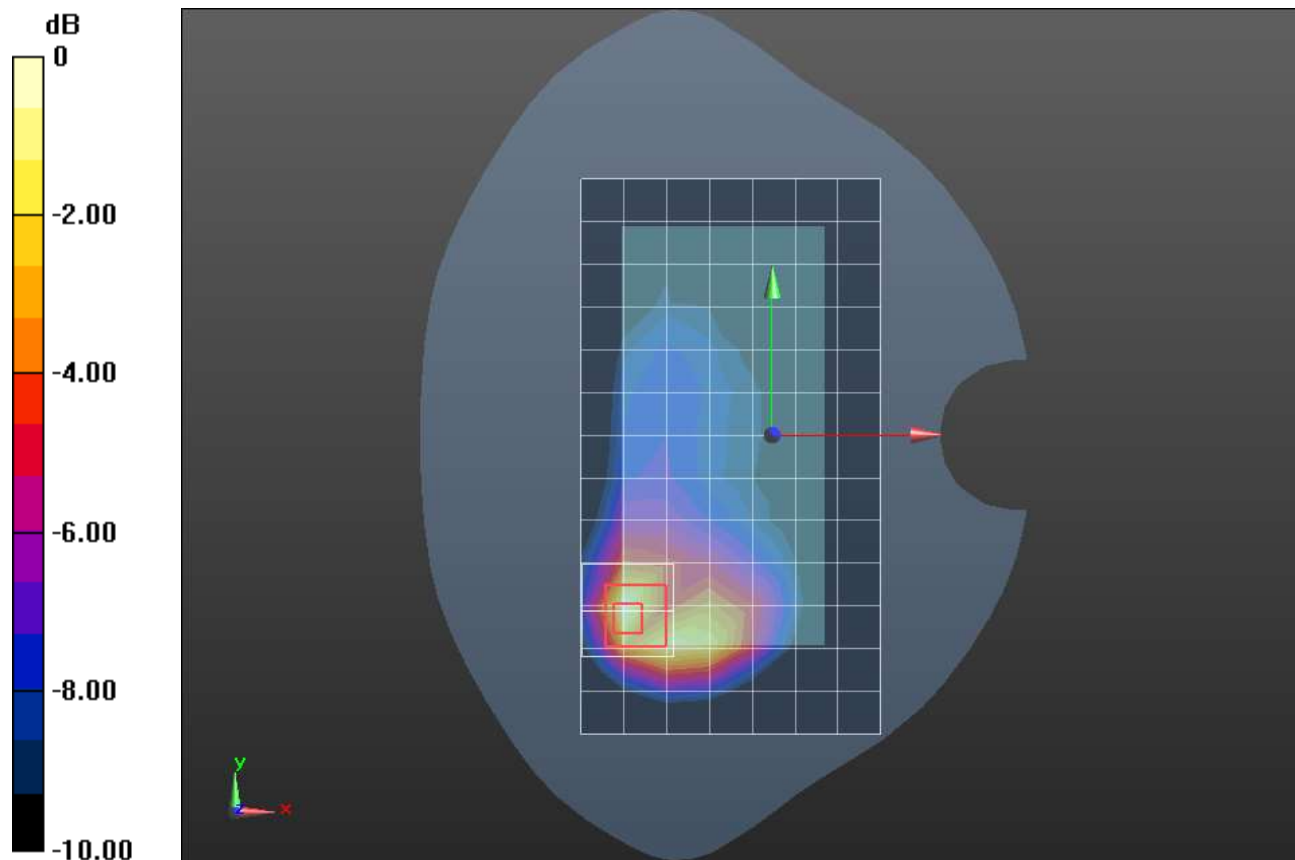
Reference Value = 41.21 V/m; Power Drift = 0.06 dB

Peak SAR (extrapolated) = 1.89 W/kg

**SAR(1 g) = 0.748 W/kg; SAR(10 g) = 0.384 W/kg**

[Info: Interpolated medium parameters used for SAR evaluation.](#)

Maximum value of SAR (measured) = 1.40 W/kg



0 dB = 1.40 W/kg = 1.46 dBW/kg

## GSM850 ANT 2

Frequency: 836.6 MHz; Duty Cycle: 1:4.00037; Room Ambient Temperature: 24.0°C; Liquid Temperature: 23.0°C  
 Medium parameters used (interpolated):  $f = 836.6$  MHz;  $\sigma = 0.935$  S/m;  $\epsilon_r = 42.856$ ;  $\rho = 1000$  kg/m<sup>3</sup>

Dasy Configuration:

- Area Scan Setting: Find Secondary Maximum within 2.0 dB and with a peak SAR value greater than 0.0012 W/kg
- Electronics: DAE4 Sn1548; Calibrated: 2/23/2022
- Probe: EX3DV4 - SN7482; ConvF(9.01, 9.01, 9.01); Calibrated: 4/26/2022;
- Sensor-Surface: 1.4mm (Mechanical Surface Detection)
- Phantom: SAM with CRP; Type: SAM; Serial: 1751

**RHS/Touch\_GPRS 2 slots\_ch 190/Area Scan (9x14x1):** Measurement grid: dx=15mm, dy=15mm

[Info: Interpolated medium parameters used for SAR evaluation.](#)

Maximum value of SAR (measured) = 0.794 W/kg

**RHS/Touch\_GPRS 2 slots\_ch 190/Zoom Scan (5x5x7)/Cube 0:** Measurement grid: dx=8mm, dy=8mm, dz=5mm

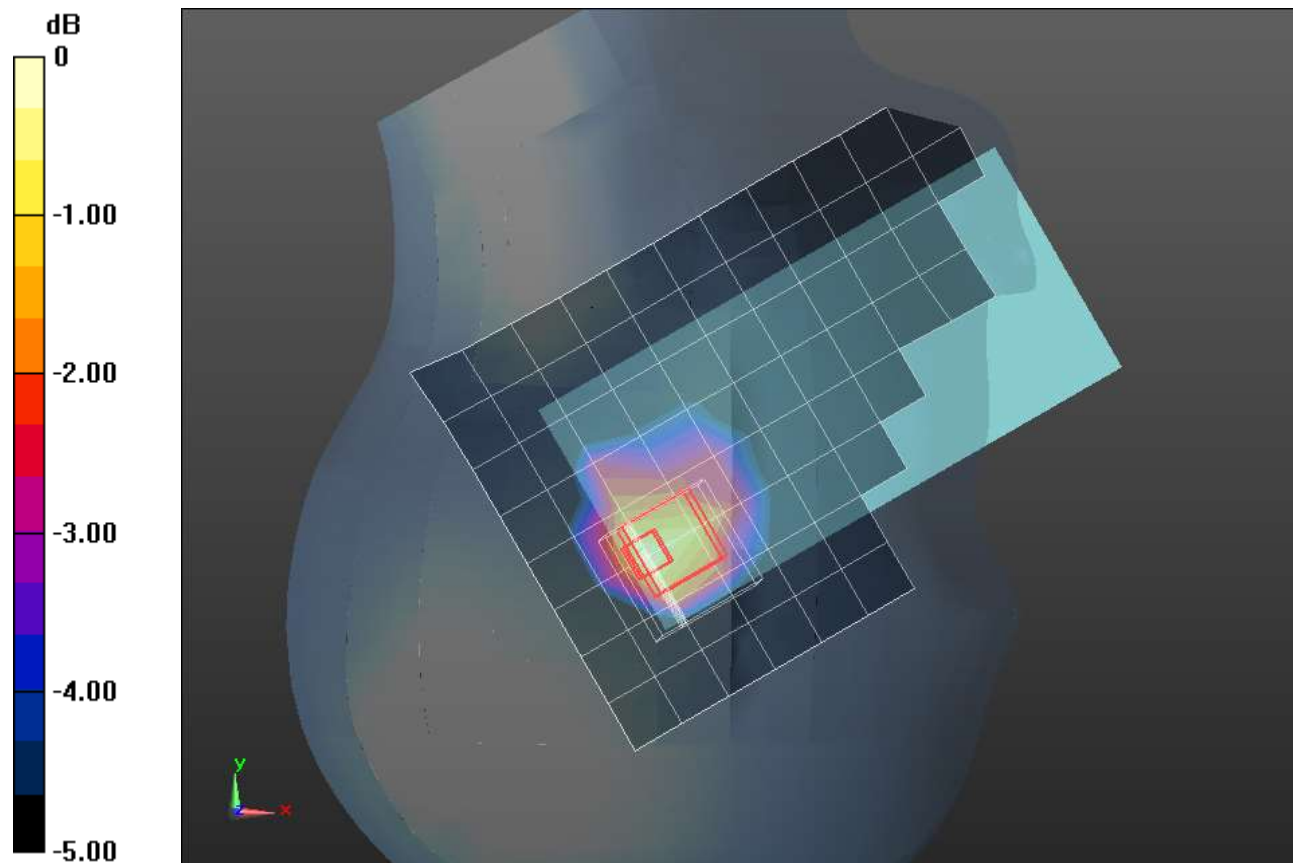
Reference Value = 30.20 V/m; Power Drift = -0.02 dB

Peak SAR (extrapolated) = 1.11 W/kg

**SAR(1 g) = 0.597 W/kg; SAR(10 g) = 0.376 W/kg**

[Info: Interpolated medium parameters used for SAR evaluation.](#)

Maximum value of SAR (measured) = 0.844 W/kg



0 dB = 0.844 W/kg = -0.74 dBW/kg

## GSM850 ANT 2

Frequency: 836.6 MHz; Duty Cycle: 1:4.00037; Room Ambient Temperature: 24.0°C; Liquid Temperature: 23.0°C  
 Medium parameters used (interpolated):  $f = 836.6$  MHz;  $\sigma = 0.935$  S/m;  $\epsilon_r = 42.856$ ;  $\rho = 1000$  kg/m<sup>3</sup>

Dasy Configuration:

- Area Scan Setting: Find Secondary Maximum within 2.0 dB and with a peak SAR value greater than 0.0012 W/kg
- Electronics: DAE4 Sn1548; Calibrated: 2/23/2022
- Probe: EX3DV4 - SN7482; ConvF(9.01, 9.01, 9.01); Calibrated: 4/26/2022;
- Sensor-Surface: 1.4mm (Mechanical Surface Detection)
- Phantom: SAM with CRP; Type: SAM; Serial: 1751

**Rear/GPRS 2 slots\_ch 190/Area Scan (9x14x1):** Measurement grid: dx=15mm, dy=15mm

[Info: Interpolated medium parameters used for SAR evaluation.](#)

Maximum value of SAR (measured) = 0.784 W/kg

**Rear/GPRS 2 slots\_ch 190/Zoom Scan (5x5x7)/Cube 0:** Measurement grid: dx=8mm, dy=8mm, dz=5mm

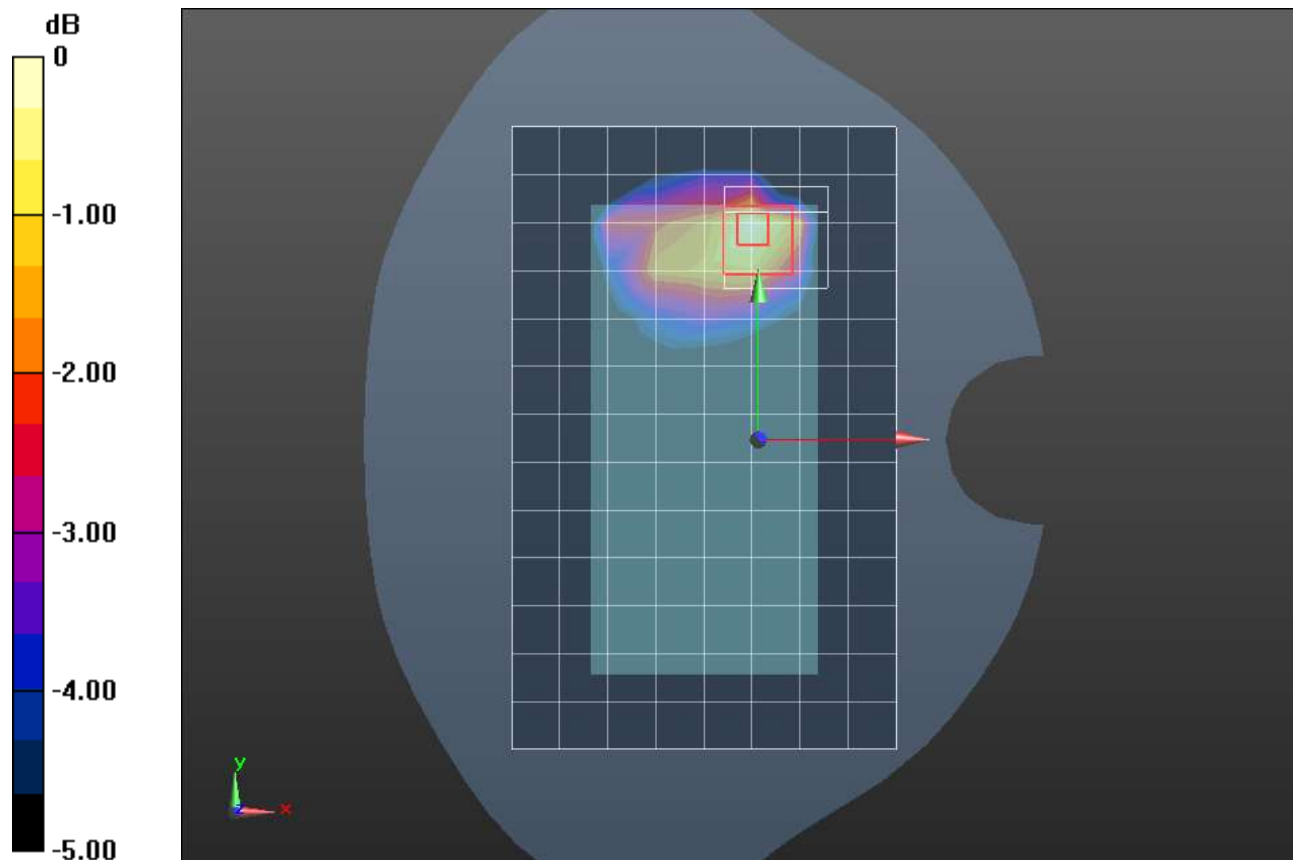
Reference Value = 27.03 V/m; Power Drift = -0.05 dB

Peak SAR (extrapolated) = 1.05 W/kg

**SAR(1 g) = 0.568 W/kg; SAR(10 g) = 0.340 W/kg**

[Info: Interpolated medium parameters used for SAR evaluation.](#)

Maximum value of SAR (measured) = 0.803 W/kg



0 dB = 0.803 W/kg = -0.95 dBW/kg

## GSM 1900 ANT 1

Frequency: 1880 MHz; Duty Cycle: 1:4.00037; Room Ambient Temperature: 24.0°C; Liquid Temperature: 23.0°C  
 Medium parameters used:  $f = 1880$  MHz;  $\sigma = 1.378$  S/m;  $\epsilon_r = 39.438$ ;  $\rho = 1000$  kg/m<sup>3</sup>

DASY5 Configuration:

- Area Scan Setting: Find Secondary Maximum Within: 2.0 dB and with a peak SAR value greater than 0.0012W/kg
- Electronics: DAE4 Sn1546; Calibrated: 3/22/2022
- Probe: EX3DV4 - SN7501; ConvF(8.31, 8.31, 8.31) @ 1880 MHz; Calibrated: 3/25/2022
- Sensor-Surface: 1.4mm (Mechanical Surface Detection)
- Phantom: Twin-SAM V8.0 (20deg probe tilt); Type: QD 000 P41 AA; Serial: 1948

**LHS/Touch\_GPRS 2 slots\_ch 661/Area Scan (8x14x1):** Measurement grid: dx=15mm, dy=15mm  
 Maximum value of SAR (measured) = 0.175 W/kg

**LHS/Touch\_GPRS 2 slots\_ch 661/Zoom Scan (5x5x7)/Cube 0:** Measurement grid: dx=8mm, dy=8mm, dz=5mm

Reference Value = 11.46 V/m; Power Drift = -0.03 dB

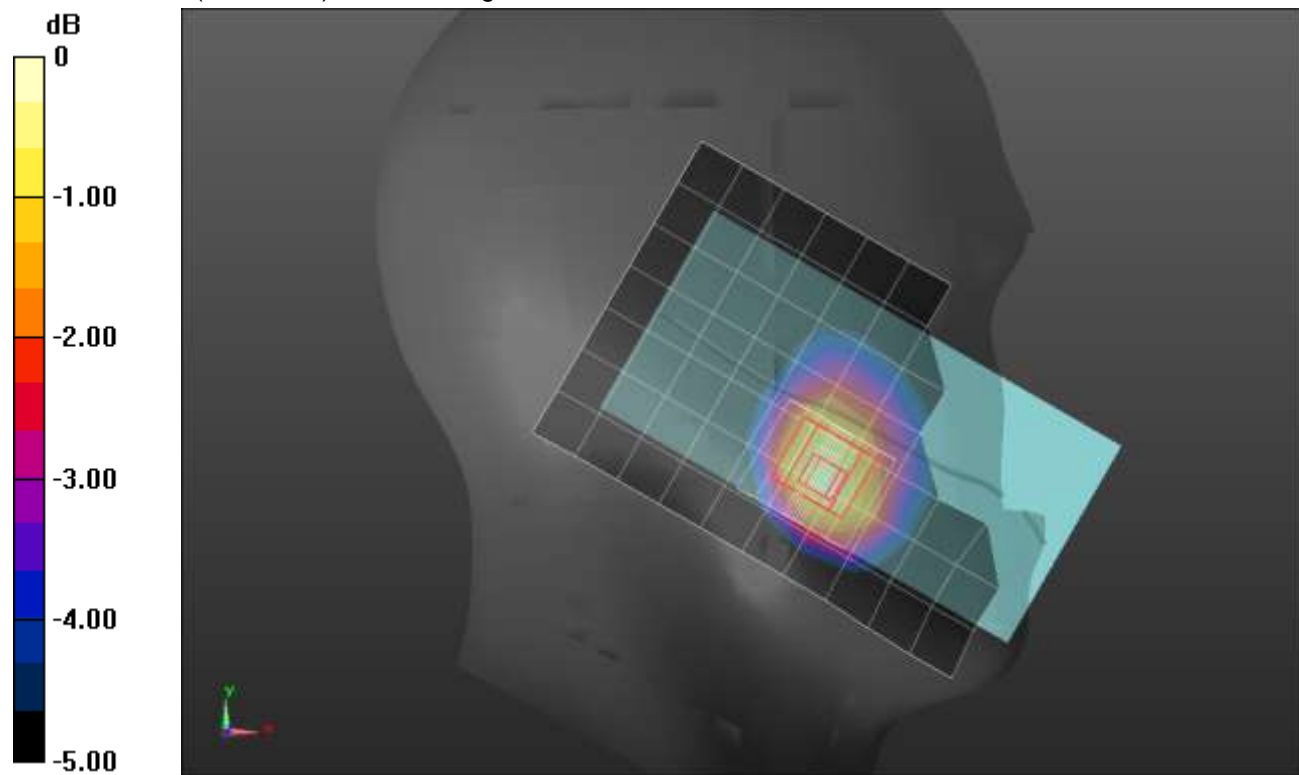
Peak SAR (extrapolated) = 0.201 W/kg

**SAR(1 g) = 0.137 W/kg; SAR(10 g) = 0.089 W/kg**

Smallest distance from peaks to all points 3 dB below = 18.1 mm

Ratio of SAR at M2 to SAR at M1 = 69.6%

Maximum value of SAR (measured) = 0.178 W/kg



0 dB = 0.178 W/kg = -7.50 dBW/kg

### GSM 1900 ANT 1

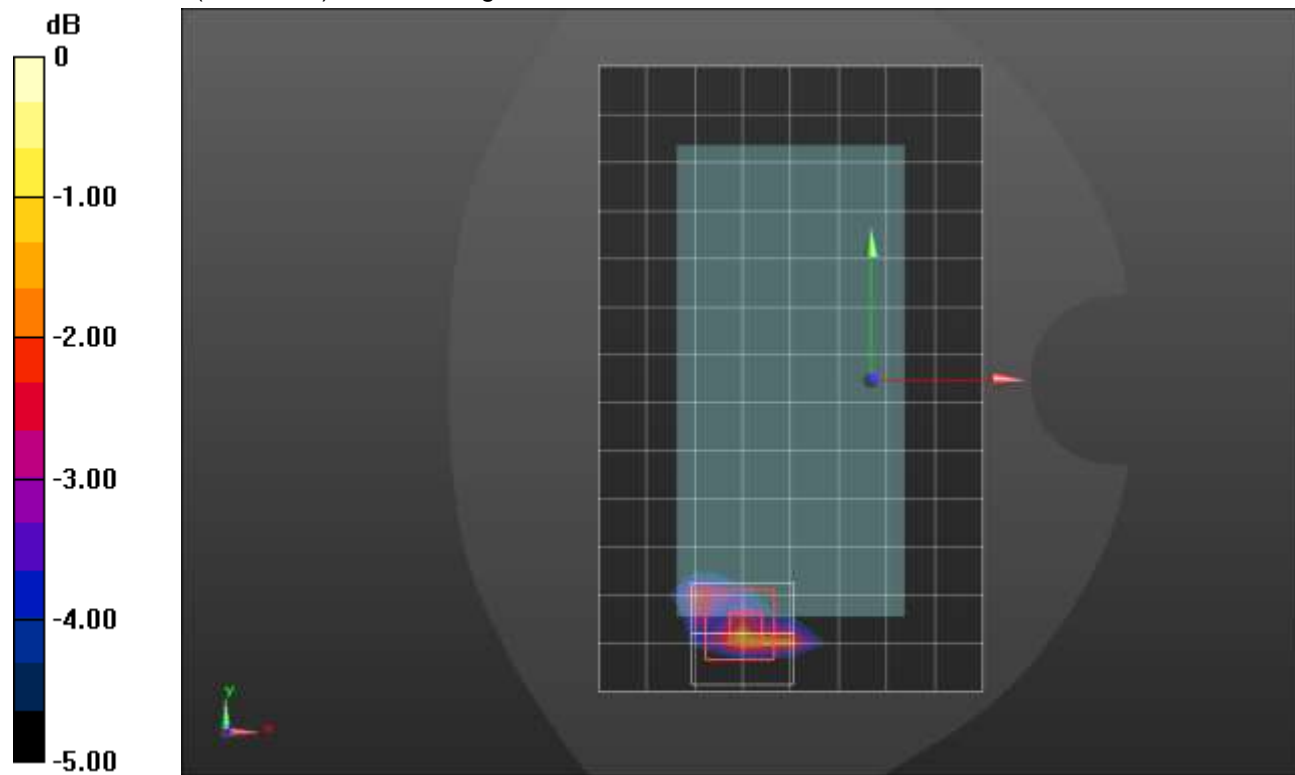
Frequency: 1880 MHz; Duty Cycle: 1:4.00037; Room Ambient Temperature: 24.0°C; Liquid Temperature: 23.0°C  
Medium parameters used:  $f = 1880$  MHz;  $\sigma = 1.423$  S/m;  $\epsilon_r = 39.646$ ;  $\rho = 1000$  kg/m<sup>3</sup>

DASY5 Configuration:

- Area Scan Setting: Find Secondary Maximum Within: 2.0 dB and with a peak SAR value greater than 0.0012W/kg
- Electronics: DAE4 Sn1546; Calibrated: 3/22/2022
- Probe: EX3DV4 - SN7501; ConvF(8.31, 8.31, 8.31) @ 1880 MHz; Calibrated: 3/25/2022
- Sensor-Surface: 1.4mm (Mechanical Surface Detection)
- Phantom: Twin-SAM V8.0 (20deg probe tilt); Type: QD 000 P41 AA; Serial: 1948

**Rear/GPRS 2 slots\_ch 661/Area Scan (9x14x1):** Measurement grid: dx=15mm, dy=15mm  
Maximum value of SAR (measured) = 0.628 W/kg

**Rear/GPRS 2 slots\_ch 661/Zoom Scan (5x5x7)/Cube 0:** Measurement grid: dx=8mm, dy=8mm, dz=5mm  
Reference Value = 21.74 V/m; Power Drift = -0.05 dB  
Peak SAR (extrapolated) = 0.981 W/kg  
**SAR(1 g) = 0.496 W/kg; SAR(10 g) = 0.256 W/kg**  
Smallest distance from peaks to all points 3 dB below = 8 mm  
Ratio of SAR at M2 to SAR at M1 = 51.8%  
Maximum value of SAR (measured) = 0.786 W/kg



0 dB = 0.786 W/kg = -1.05 dBW/kg

### GSM 1900 ANT 1

Frequency: 1880 MHz; Duty Cycle: 1:4.00037; Room Ambient Temperature: 24.0°C; Liquid Temperature: 23.0°C  
 Medium parameters used:  $f = 1880 \text{ MHz}$ ;  $\sigma = 1.423 \text{ S/m}$ ;  $\epsilon_r = 39.646$ ;  $\rho = 1000 \text{ kg/m}^3$

DASY5 Configuration:

- Area Scan Setting: Find Secondary Maximum Within: 2.0 dB and with a peak SAR value greater than 0.0012W/kg
- Electronics: DAE4 Sn1546; Calibrated: 3/22/2022
- Probe: EX3DV4 - SN7501; ConvF(8.31, 8.31, 8.31) @ 1880 MHz; Calibrated: 3/25/2022
- Sensor-Surface: 1.4mm (Mechanical Surface Detection)
- Phantom: Twin-SAM V8.0 (20deg probe tilt); Type: QD 000 P41 AA; Serial: 1948

**Edge 3/GPRS 2 slots\_ch 661/Area Scan (5x9x1):** Measurement grid: dx=15mm, dy=15mm

Maximum value of SAR (measured) = 0.735 W/kg

**Edge 3/GPRS 2 slots\_ch 661/Zoom Scan (5x5x7)/Cube 0:** Measurement grid: dx=8mm, dy=8mm, dz=5mm

Reference Value = 23.62 V/m; Power Drift = -0.13 dB

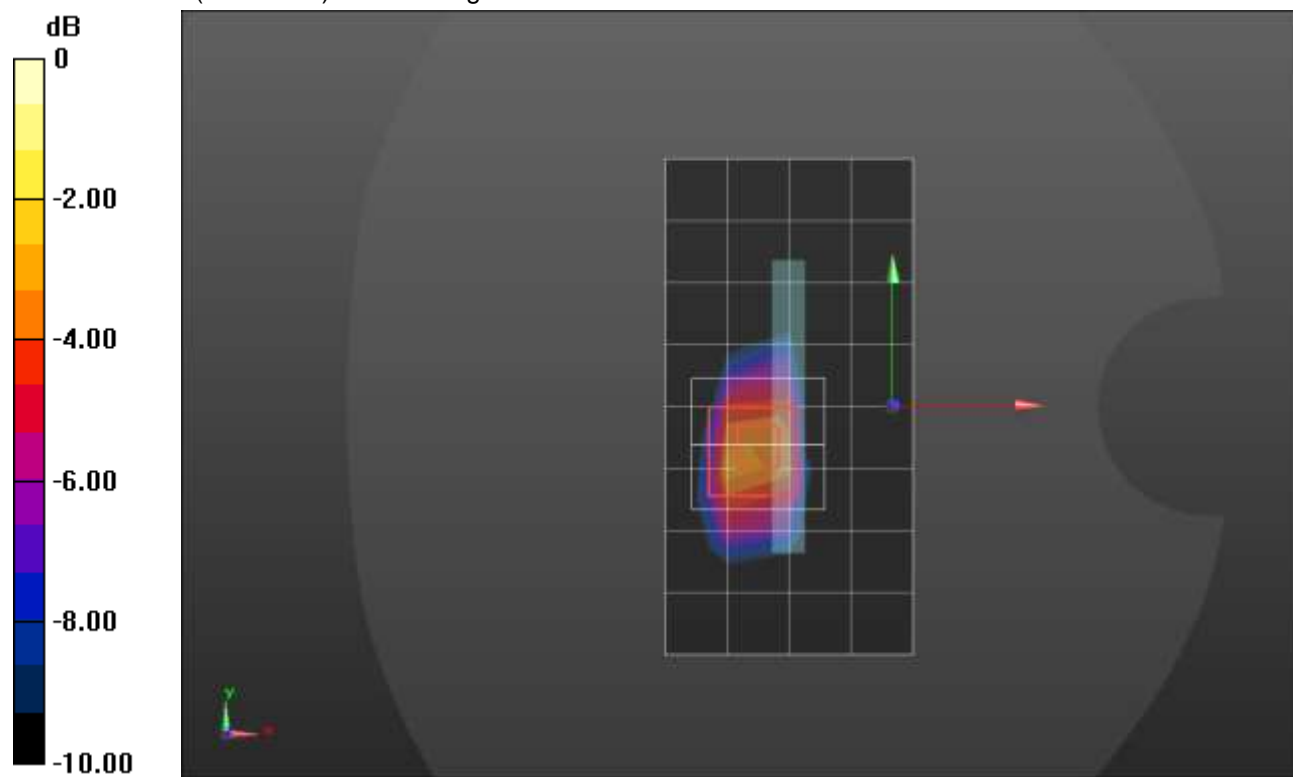
Peak SAR (extrapolated) = 1.70 W/kg

**SAR(1 g) = 0.831 W/kg; SAR(10 g) = 0.385 W/kg**

Smallest distance from peaks to all points 3 dB below = 8 mm

Ratio of SAR at M2 to SAR at M1 = 50.1%

Maximum value of SAR (measured) = 1.40 W/kg



0 dB = 1.40 W/kg = 1.46 dBW/kg

## GSM1900 ANT 2

Frequency: 1880 MHz; Duty Cycle: 1:4.00037; Room Ambient Temperature: 24.0°C; Liquid Temperature: 23.0°C  
 Medium parameters used:  $f = 1880 \text{ MHz}$ ;  $\sigma = 1.434 \text{ S/m}$ ;  $\epsilon_r = 39.356$ ;  $\rho = 1000 \text{ kg/m}^3$

DASY5 Configuration:

- Area Scan Setting: Find Secondary Maximum Within: 2.0 dB and with a peak SAR value greater than 0.0012W/kg
- Electronics: DAE4 Sn1546; Calibrated: 3/22/2022
- Probe: EX3DV4 - SN7501; ConvF(8.31, 8.31, 8.31) @ 1880 MHz; Calibrated: 3/25/2022
- Sensor-Surface: 1.4mm (Mechanical Surface Detection)
- Phantom: Twin-SAM V8.0 (20deg probe tilt); Type: QD 000 P41 AA; Serial: 1948

**RHS/Touch\_GPRS 2 slots\_ch 661/Area Scan (9x14x1):** Measurement grid: dx=15mm, dy=15mm  
 Maximum value of SAR (measured) = 1.00 W/kg

**RHS/Touch\_GPRS 2 slots\_ch 661/Zoom Scan (5x5x7)/Cube 0:** Measurement grid: dx=8mm, dy=8mm, dz=5mm

Reference Value = 28.10 V/m; Power Drift = -0.10 dB

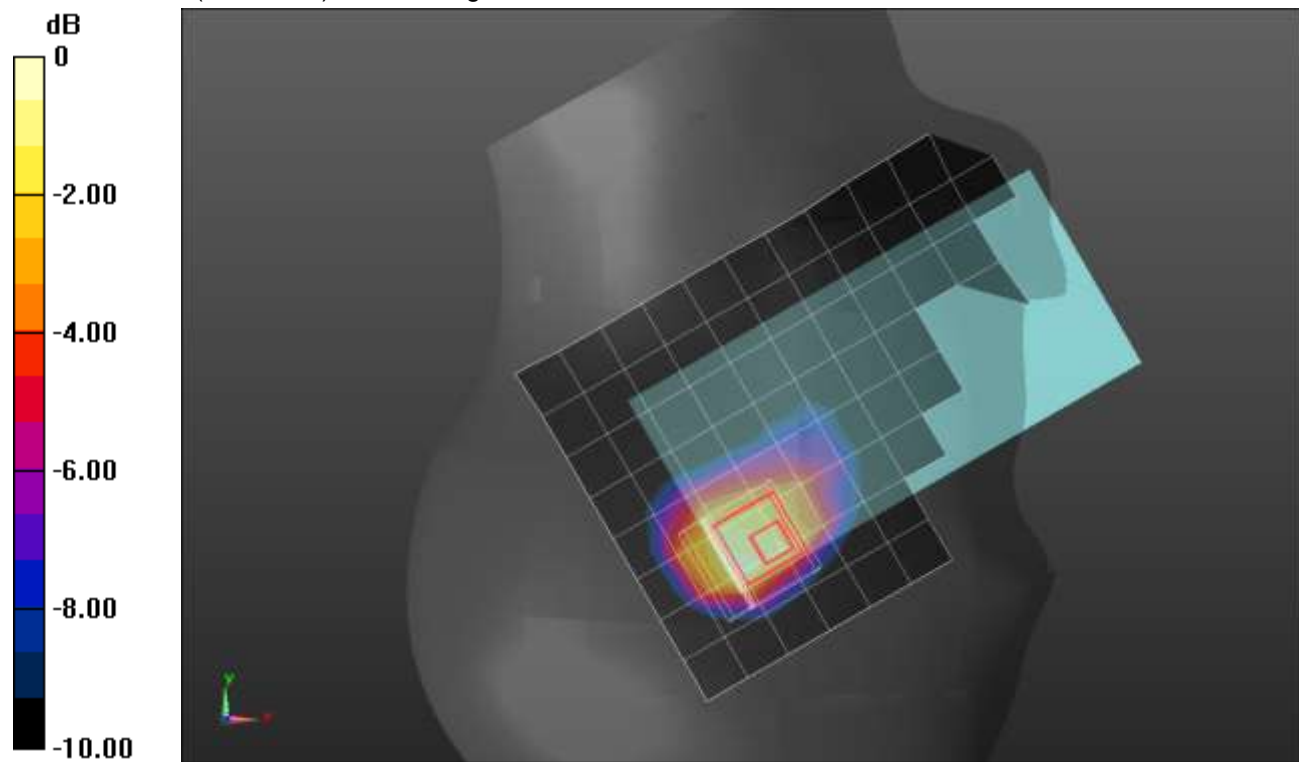
Peak SAR (extrapolated) = 1.44 W/kg

**SAR(1 g) = 0.619 W/kg; SAR(10 g) = 0.366 W/kg**

Smallest distance from peaks to all points 3 dB below = 7.2 mm

Ratio of SAR at M2 to SAR at M1 = 39.5%

Maximum value of SAR (measured) = 1.05 W/kg



0 dB = 1.05 W/kg = 0.21 dBW/kg



## GSM1900 ANT 2

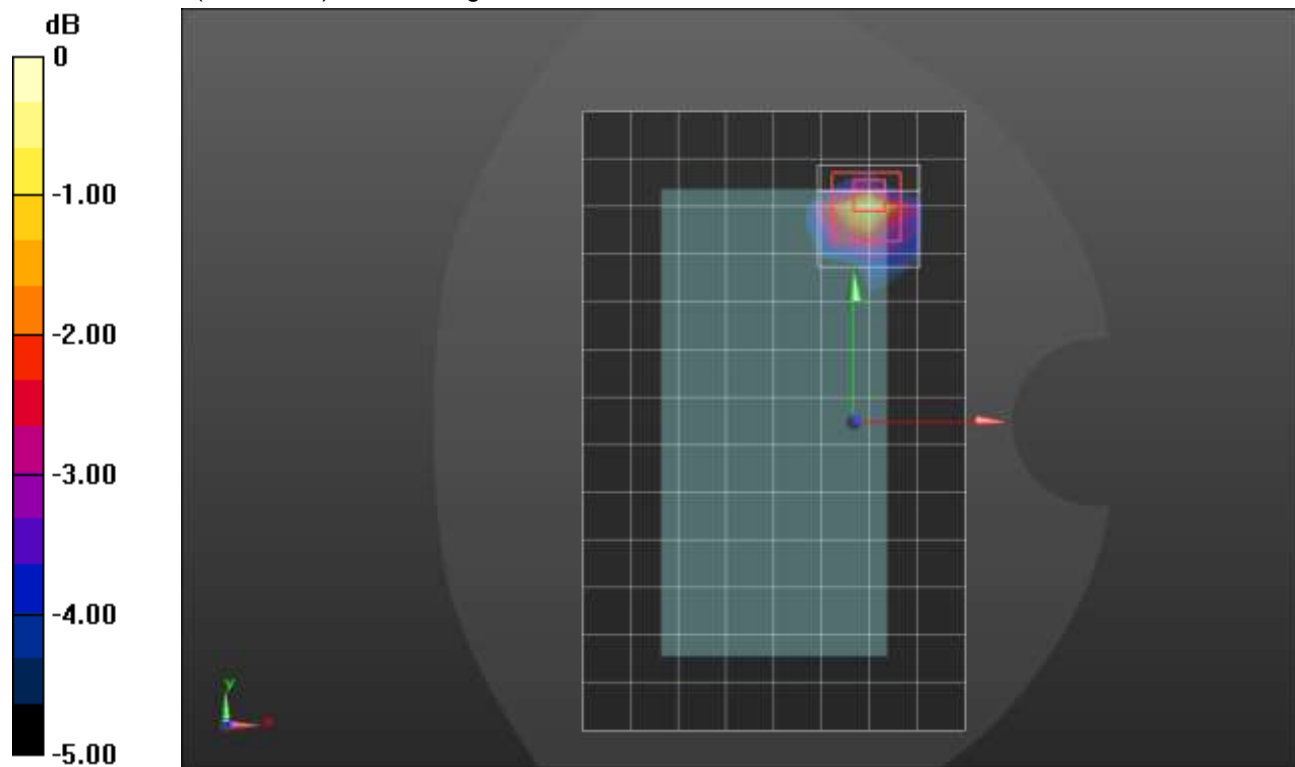
Frequency: 1909.8 MHz; Duty Cycle: 1:4.00037; Room Ambient Temperature: 24.0°C; Liquid Temperature: 23.0°C  
 Medium parameters used:  $f = 1910 \text{ MHz}$ ;  $\sigma = 1.394 \text{ S/m}$ ;  $\epsilon_r = 39.42$ ;  $\rho = 1000 \text{ kg/m}^3$

DASY5 Configuration:

- Area Scan Setting: Find Secondary Maximum Within: 2.0 dB and with a peak SAR value greater than 0.0012W/kg
- Electronics: DAE4 Sn1546; Calibrated: 3/22/2022
- Probe: EX3DV4 - SN7501; ConvF(8.31, 8.31, 8.31) @ 1909.8 MHz; Calibrated: 3/25/2022
- Sensor-Surface: 1.4mm (Mechanical Surface Detection)
- Phantom: Twin-SAM V8.0 (20deg probe tilt); Type: QD 000 P41 AA; Serial: 1948

**Rear/GPRS 2 slots\_ch 810/Area Scan (9x14x1):** Measurement grid: dx=15mm, dy=15mm  
 Maximum value of SAR (measured) = 1.15 W/kg

**Rear/GPRS 2 slots\_ch 810/Zoom Scan (5x5x7)/Cube 0:** Measurement grid: dx=8mm, dy=8mm, dz=5mm  
 Reference Value = 29.92 V/m; Power Drift = -0.14 dB  
 Peak SAR (extrapolated) = 1.65 W/kg  
**SAR(1 g) = 0.693 W/kg; SAR(10 g) = 0.338 W/kg**  
 Smallest distance from peaks to all points 3 dB below = 8 mm  
 Ratio of SAR at M2 to SAR at M1 = 43.4%  
 Maximum value of SAR (measured) = 1.25 W/kg



0 dB = 1.25 W/kg = 0.97 dBW/kg

### GSM1900 ANT 3

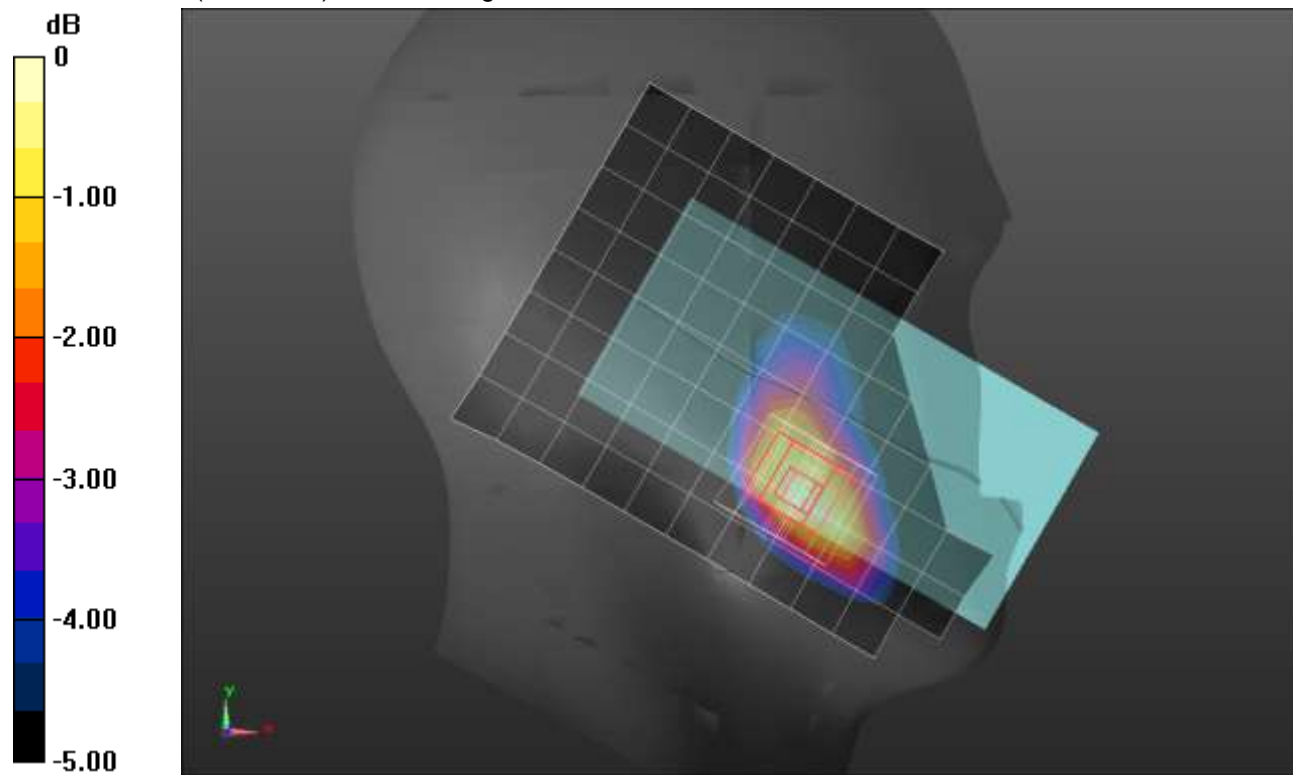
Frequency: 1880 MHz; Duty Cycle: 1:4.00037; Room Ambient Temperature: 24.0°C; Liquid Temperature: 23.0°C  
 Medium parameters used:  $f = 1880 \text{ MHz}$ ;  $\sigma = 1.423 \text{ S/m}$ ;  $\epsilon_r = 39.646$ ;  $\rho = 1000 \text{ kg/m}^3$

DASY5 Configuration:

- Area Scan Setting: Find Secondary Maximum Within: 2.0 dB and with a peak SAR value greater than 0.0012W/kg
- Electronics: DAE4 Sn1546; Calibrated: 3/22/2022
- Probe: EX3DV4 - SN7501; ConvF(8.31, 8.31, 8.31) @ 1880 MHz; Calibrated: 3/25/2022
- Sensor-Surface: 1.4mm (Mechanical Surface Detection)
- Phantom: Twin-SAM V8.0 (20deg probe tilt); Type: QD 000 P41 AA; Serial: 1948

**LHS/Touch\_GPRS 2 slots\_ch 661/Area Scan (9x14x1):** Measurement grid: dx=15mm, dy=15mm  
 Maximum value of SAR (measured) = 0.806 W/kg

**LHS/Touch\_GPRS 2 slots\_ch 661/Zoom Scan (5x5x7)/Cube 0:** Measurement grid: dx=8mm, dy=8mm, dz=5mm  
 Reference Value = 24.68 V/m; Power Drift = -0.10 dB  
 Peak SAR (extrapolated) = 0.917 W/kg  
**SAR(1 g) = 0.595 W/kg; SAR(10 g) = 0.378 W/kg**  
 Smallest distance from peaks to all points 3 dB below = 14.7 mm  
 Ratio of SAR at M2 to SAR at M1 = 65.7%  
 Maximum value of SAR (measured) = 0.795 W/kg



0 dB = 0.795 W/kg = -1.00 dBW/kg

### GSM1900 ANT 3

Frequency: 1850.2 MHz; Duty Cycle: 1:4.00037; Room Ambient Temperature: 24.0°C; Liquid Temperature: 23.0°C  
 Medium parameters used (interpolated):  $f = 1850.2$  MHz;  $\sigma = 1.403$  S/m;  $\epsilon_r = 39.703$ ;  $\rho = 1000$  kg/m<sup>3</sup>

DASY5 Configuration:

- Area Scan Setting: Find Secondary Maximum Within: 2.0 dB and with a peak SAR value greater than 0.0012W/kg
- Electronics: DAE4 Sn1546; Calibrated: 3/22/2022
- Probe: EX3DV4 - SN7501; ConvF(8.31, 8.31, 8.31) @ 1850.2 MHz; Calibrated: 3/25/2022
- Sensor-Surface: 1.4mm (Mechanical Surface Detection)
- Phantom: Twin-SAM V8.0 (20deg probe tilt); Type: QD 000 P41 AA; Serial: 1948

**Rear/GPRS 2 slots\_ch 512/Area Scan (9x14x1):** Measurement grid: dx=15mm, dy=15mm

Maximum value of SAR (measured) = 1.36 W/kg

**Rear/GPRS 2 slots\_ch 512/Zoom Scan (5x5x7)/Cube 0:** Measurement grid: dx=8mm, dy=8mm, dz=5mm

Reference Value = 32.33 V/m; Power Drift = -0.08 dB

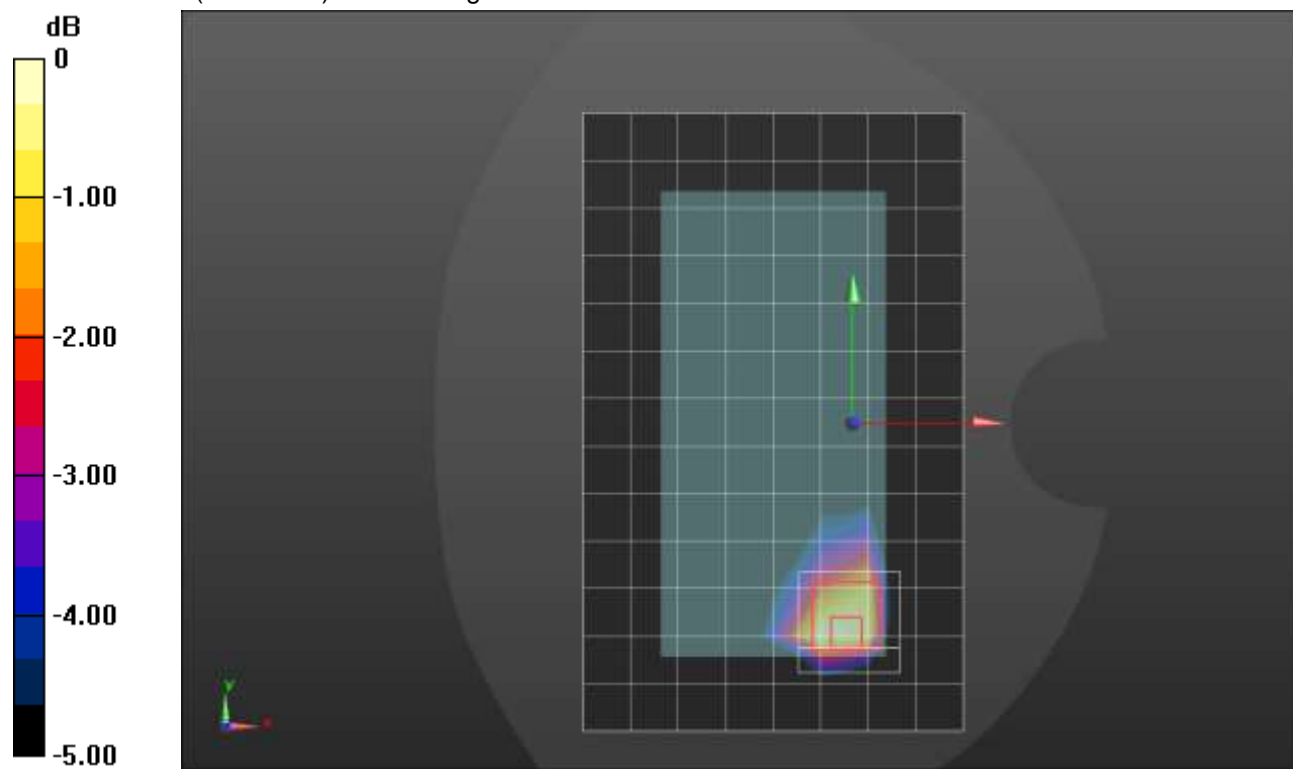
Peak SAR (extrapolated) = 1.90 W/kg

**SAR(1 g) = 0.872 W/kg; SAR(10 g) = 0.472 W/kg**

Smallest distance from peaks to all points 3 dB below = 9.3 mm

Ratio of SAR at M2 to SAR at M1 = 44.7%

Maximum value of SAR (measured) = 1.37 W/kg



0 dB = 1.37 W/kg = 1.37 dBW/kg

### GSM1900 ANT 3

Frequency: 1850.2 MHz; Duty Cycle: 1:4.00037; Room Ambient Temperature: 24.0°C; Liquid Temperature: 23.0°C  
 Medium parameters used (interpolated):  $f = 1850.2$  MHz;  $\sigma = 1.36$  S/m;  $\epsilon_r = 38.595$ ;  $\rho = 1000$  kg/m<sup>3</sup>

DASY5 Configuration:

- Area Scan Setting: Find Secondary Maximum Within: 2.0 dB and with a peak SAR value greater than 0.0012W/kg
- Electronics: DAE4 Sn1546; Calibrated: 3/22/2022
- Probe: EX3DV4 - SN7501; ConvF(8.31, 8.31, 8.31) @ 1850.2 MHz; Calibrated: 3/25/2022
- Sensor-Surface: 1.4mm (Mechanical Surface Detection (Locations From Previous Scan Used)), Sensor-Surface: 1.4mm (Mechanical Surface Detection)
- Phantom: Twin-SAM V8.0 (20deg probe tilt); Type: QD 000 P41 AA; Serial: 1948

**Edge 4/GPRS 2 slots\_ch 512/Area Scan (6x14x1):** Measurement grid: dx=15mm, dy=15mm  
 Maximum value of SAR (measured) = 1.48 W/kg

**Edge 4/GPRS 2 slots\_ch 512/Zoom Scan (5x5x7)/Cube 0:** Measurement grid: dx=8mm, dy=8mm, dz=5mm

Reference Value = 34.11 V/m; Power Drift = -0.07 dB

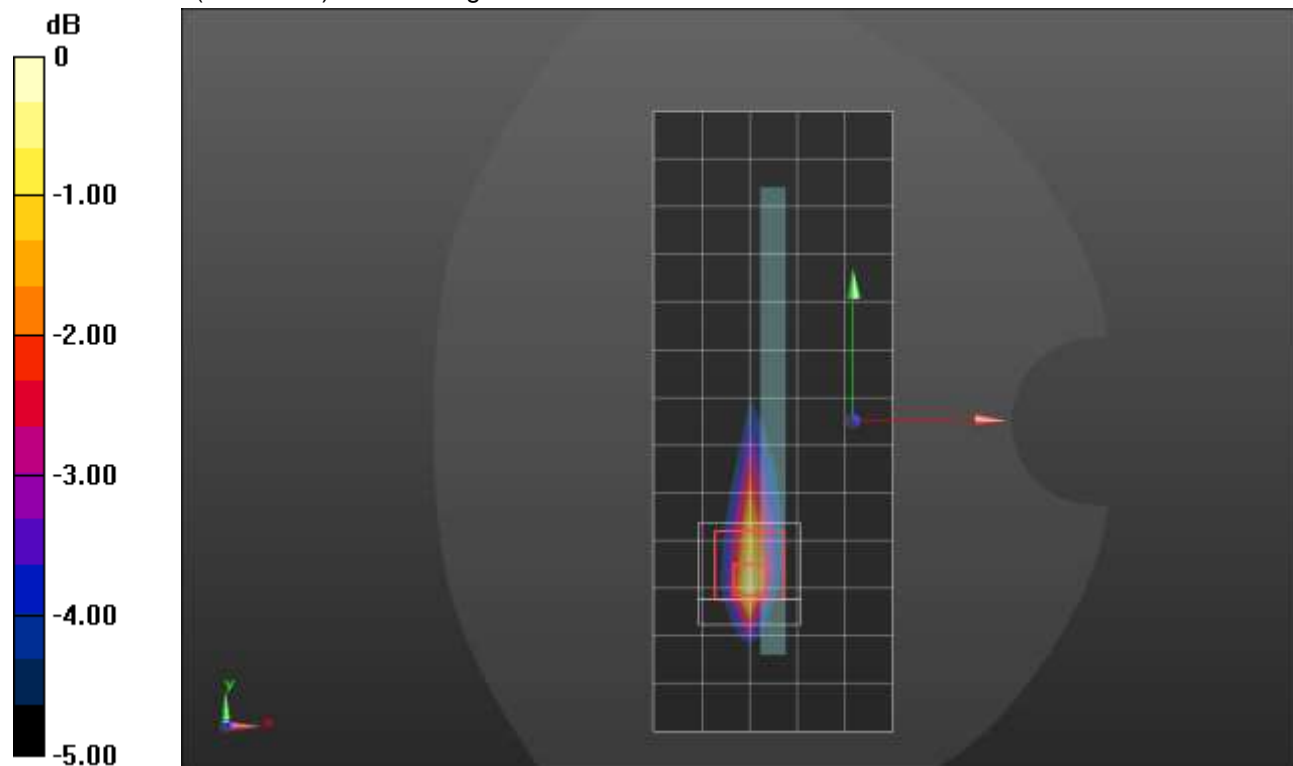
Peak SAR (extrapolated) = 1.80 W/kg

**SAR(1 g) = 0.909 W/kg; SAR(10 g) = 0.462 W/kg**

Smallest distance from peaks to all points 3 dB below = 8 mm

Ratio of SAR at M2 to SAR at M1 = 49.8%

Maximum value of SAR (measured) = 1.46 W/kg



0 dB = 1.46 W/kg = 1.64 dBW/kg

### GSM1900 ANT 4

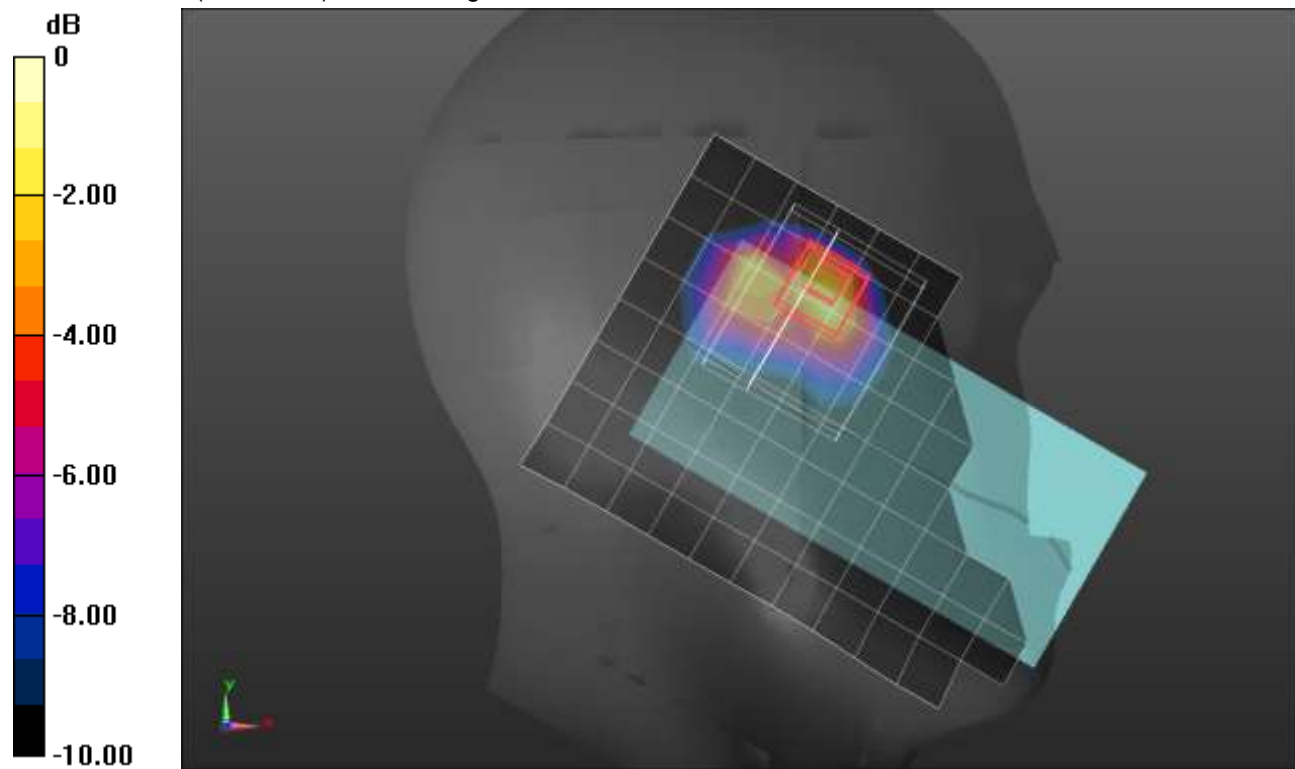
Frequency: 1909.8 MHz; Duty Cycle: 1:4.00037; Room Ambient Temperature: 24.0°C; Liquid Temperature: 23.0°C  
 Medium parameters used:  $f = 1910 \text{ MHz}$ ;  $\sigma = 1.391 \text{ S/m}$ ;  $\epsilon_r = 38.495$ ;  $\rho = 1000 \text{ kg/m}^3$

DASY5 Configuration:

- Area Scan Setting: Find Secondary Maximum Within: 2.0 dB and with a peak SAR value greater than 0.0012W/kg
- Electronics: DAE4 Sn1546; Calibrated: 3/22/2022
- Probe: EX3DV4 - SN7501; ConvF(8.31, 8.31, 8.31) @ 1909.8 MHz; Calibrated: 3/25/2022
- Sensor-Surface: 1.4mm (Mechanical Surface Detection)
- Phantom: Twin-SAM V8.0 (20deg probe tilt); Type: QD 000 P41 AA; Serial: 1948

**LHS/Touch\_GPRS 2 slots\_ch 810/Area Scan (9x14x1):** Measurement grid: dx=15mm, dy=15mm  
 Maximum value of SAR (measured) = 0.997 W/kg

**LHS/Touch\_GPRS 2 slots\_ch 810/Zoom Scan (8x7x7)/Cube 0:** Measurement grid: dx=8mm, dy=8mm, dz=5mm  
 Reference Value = 28.57 V/m; Power Drift = -0.06 dB  
 Peak SAR (extrapolated) = 1.58 W/kg  
**SAR(1 g) = 0.758 W/kg; SAR(10 g) = 0.368 W/kg**  
 Smallest distance from peaks to all points 3 dB below = 6.8 mm  
 Ratio of SAR at M2 to SAR at M1 = 49.5%  
 Maximum value of SAR (measured) = 1.29 W/kg



0 dB = 1.29 W/kg = 1.11 dBW/kg

### GSM1900 ANT 4

Frequency: 1880 MHz; Duty Cycle: 1:4.00037; Room Ambient Temperature: 24.0°C; Liquid Temperature: 23.0°C  
 Medium parameters used:  $f = 1880 \text{ MHz}$ ;  $\sigma = 1.378 \text{ S/m}$ ;  $\epsilon_r = 39.438$ ;  $\rho = 1000 \text{ kg/m}^3$

DASY5 Configuration:

- Area Scan Setting: Find Secondary Maximum Within: 2.0 dB and with a peak SAR value greater than 0.0012W/kg
- Electronics: DAE4 Sn1546; Calibrated: 3/22/2022
- Probe: EX3DV4 - SN7501; ConvF(8.31, 8.31, 8.31) @ 1880 MHz; Calibrated: 3/25/2022
- Sensor-Surface: 1.4mm (Mechanical Surface Detection)
- Phantom: Twin-SAM V8.0 (20deg probe tilt); Type: QD 000 P41 AA; Serial: 1948

**Rear/GPRS 2 slots\_ch 661/Area Scan (8x14x1):** Measurement grid: dx=15mm, dy=15mm

Maximum value of SAR (measured) = 1.01 W/kg

**Rear/GPRS 2 slots\_ch 661/Zoom Scan (5x5x7)/Cube 0:** Measurement grid: dx=8mm, dy=8mm, dz=5mm

Reference Value = 28.14 V/m; Power Drift = -0.08 dB

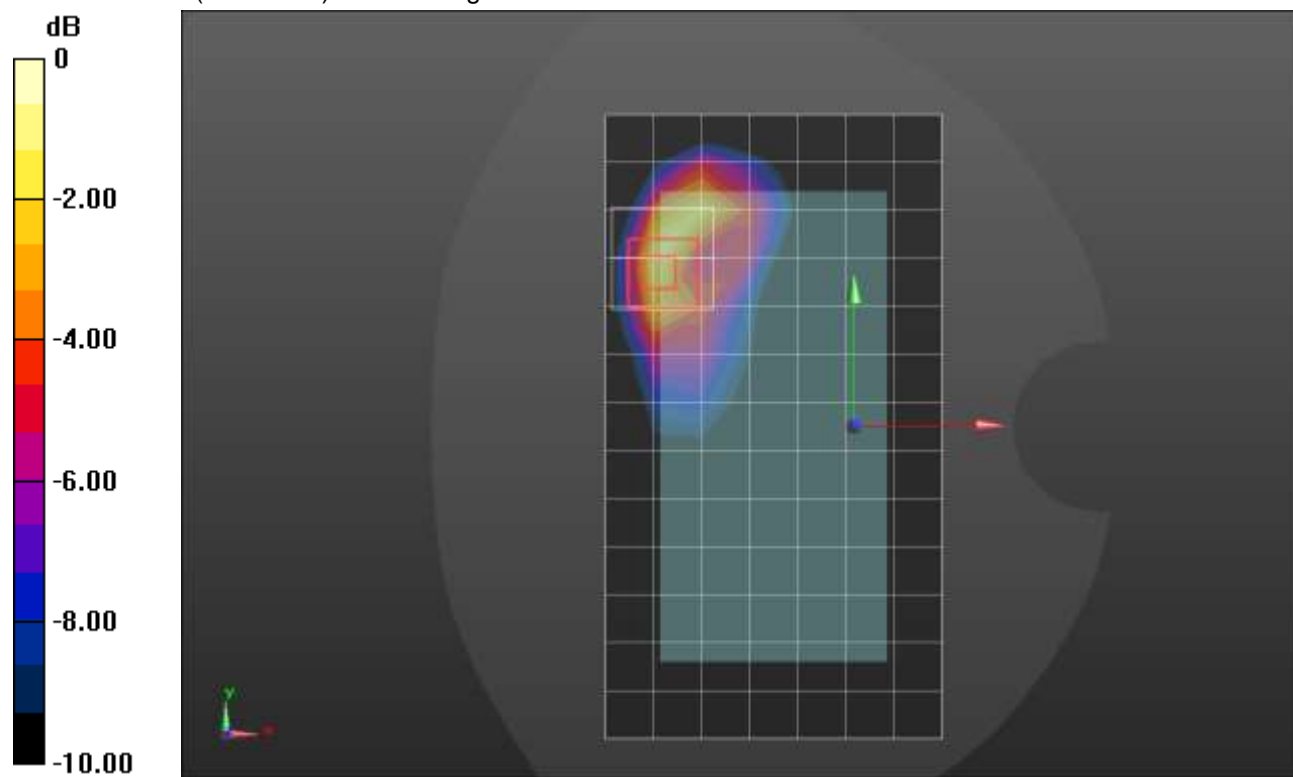
Peak SAR (extrapolated) = 1.36 W/kg

**SAR(1 g) = 0.664 W/kg; SAR(10 g) = 0.322 W/kg**

Smallest distance from peaks to all points 3 dB below = 6.4 mm

Ratio of SAR at M2 to SAR at M1 = 48.1%

Maximum value of SAR (measured) = 1.14 W/kg



0 dB = 1.14 W/kg = 0.57 dBW/kg

### GSM1900 ANT 4

Frequency: 1880 MHz; Duty Cycle: 1:4.00037; Room Ambient Temperature: 24.0°C; Liquid Temperature: 23.0°C  
Medium parameters used:  $f = 1880$  MHz;  $\sigma = 1.376$  S/m;  $\epsilon_r = 38.542$ ;  $\rho = 1000$  kg/m<sup>3</sup>

DASY5 Configuration:

- Area Scan Setting: Find Secondary Maximum Within: 2.0 dB and with a peak SAR value greater than 0.0012W/kg
- Electronics: DAE4 Sn1546; Calibrated: 3/22/2022
- Probe: EX3DV4 - SN7501; ConvF(8.31, 8.31, 8.31) @ 1880 MHz; Calibrated: 3/25/2022
- Sensor-Surface: 1.4mm (Mechanical Surface Detection)
- Phantom: Twin-SAM V8.0 (20deg probe tilt); Type: QD 000 P41 AA; Serial: 1948

**Edge 2/GPRS 2 slots\_ch 661/Area Scan (5x14x1):** Measurement grid: dx=15mm, dy=15mm  
Maximum value of SAR (measured) = 0.649 W/kg

**Edge 2/GPRS 2 slots\_ch 661/Zoom Scan (5x5x7)/Cube 0:** Measurement grid: dx=8mm, dy=8mm, dz=5mm

Reference Value = 22.66 V/m; Power Drift = 0.02 dB

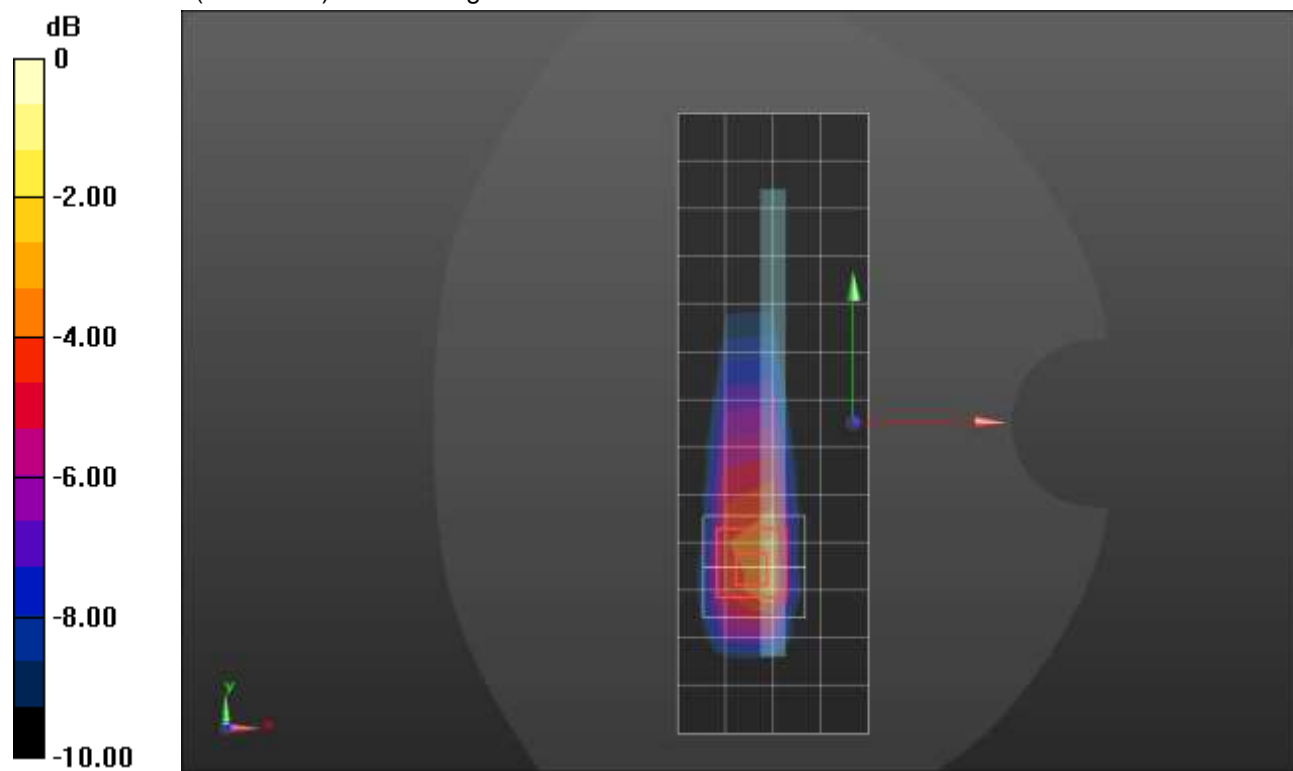
Peak SAR (extrapolated) = 1.58 W/kg

**SAR(1 g) = 0.777 W/kg; SAR(10 g) = 0.361 W/kg**

Smallest distance from peaks to all points 3 dB below = 6.4 mm

Ratio of SAR at M2 to SAR at M1 = 51.1%

Maximum value of SAR (measured) = 1.33 W/kg



0 dB = 1.33 W/kg = 1.24 dBW/kg

### W-CDMA Band II ANT 1

Frequency: 1880 MHz; Duty Cycle: 1:1; Room Ambient Temperature: 24.0°C; Liquid Temperature: 23.0°C

Medium parameters used:  $f = 1880 \text{ MHz}$ ;  $\sigma = 1.378 \text{ S/m}$ ;  $\epsilon_r = 39.438$ ;  $\rho = 1000 \text{ kg/m}^3$

DASY5 Configuration:

- Area Scan Setting: Find Secondary Maximum Within: 2.0 dB and with a peak SAR value greater than 0.0012W/kg
- Electronics: DAE4 Sn1546; Calibrated: 3/22/2022
- Probe: EX3DV4 - SN7501; ConvF(8.31, 8.31, 8.31) @ 1880 MHz; Calibrated: 3/25/2022
- Sensor-Surface: 1.4mm (Mechanical Surface Detection)
- Phantom: Twin-SAM V8.0 (20deg probe tilt); Type: QD 000 P41 AA; Serial: 1948

**LHS/Touch\_RMC Rel. 99\_ch 9400/Area Scan (9x14x1):** Measurement grid: dx=15mm, dy=15mm

Maximum value of SAR (measured) = 0.223 W/kg

**LHS/Touch\_RMC Rel. 99\_ch 9400/Zoom Scan (6x5x7)/Cube 0:** Measurement grid: dx=8mm, dy=8mm, dz=5mm

Reference Value = 13.05 V/m; Power Drift = -0.01 dB

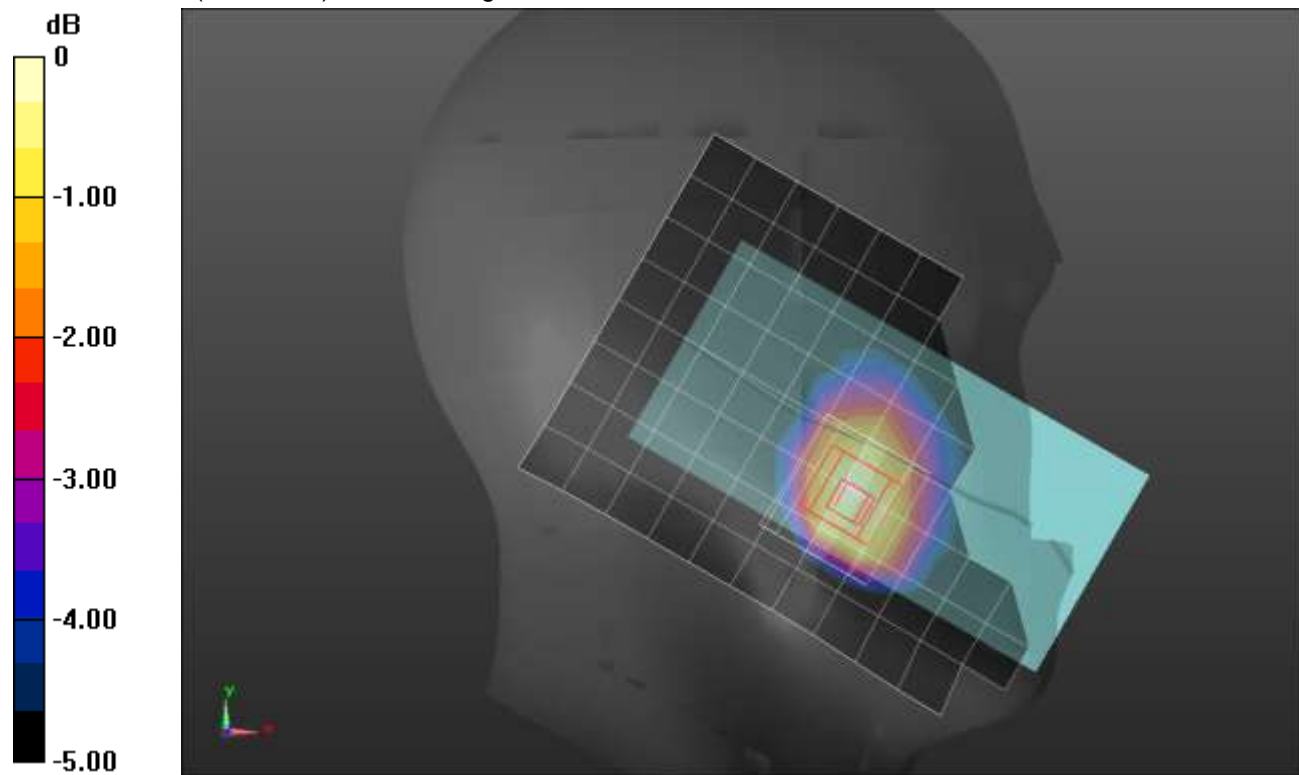
Peak SAR (extrapolated) = 0.262 W/kg

**SAR(1 g) = 0.177 W/kg; SAR(10 g) = 0.117 W/kg**

Smallest distance from peaks to all points 3 dB below = 17.1 mm

Ratio of SAR at M2 to SAR at M1 = 67.6%

Maximum value of SAR (measured) = 0.228 W/kg



0 dB = 0.228 W/kg = -6.42 dBW/kg



### W-CDMA Band II ANT 1

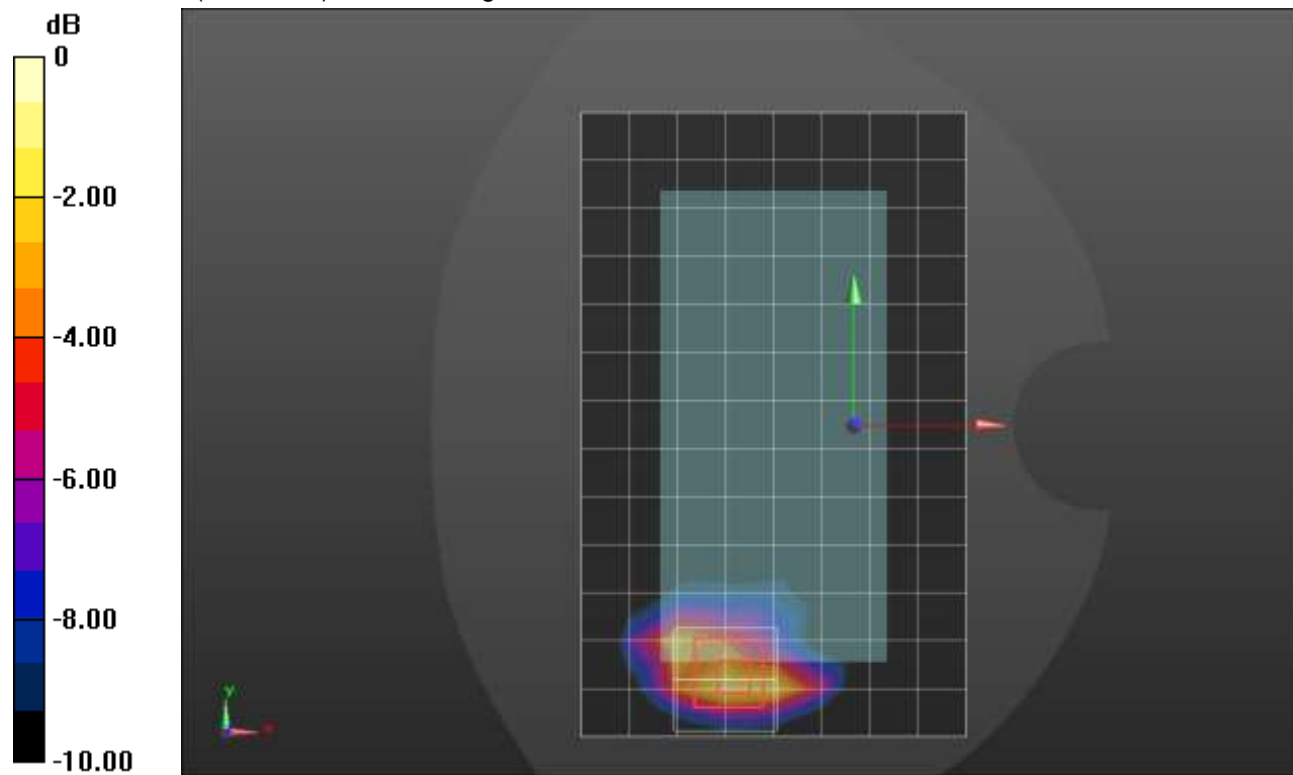
Frequency: 1880 MHz; Duty Cycle: 1:1; Room Ambient Temperature: 24.0°C; Liquid Temperature: 23.0°C  
 Medium parameters used:  $f = 1880 \text{ MHz}$ ;  $\sigma = 1.378 \text{ S/m}$ ;  $\epsilon_r = 39.438$ ;  $\rho = 1000 \text{ kg/m}^3$

DASY5 Configuration:

- Area Scan Setting: Find Secondary Maximum Within: 2.0 dB and with a peak SAR value greater than 0.0012W/kg
- Electronics: DAE4 Sn1546; Calibrated: 3/22/2022
- Probe: EX3DV4 - SN7501; ConvF(8.31, 8.31, 8.31) @ 1880 MHz; Calibrated: 3/25/2022
- Sensor-Surface: 1.4mm (Mechanical Surface Detection)
- Phantom: Twin-SAM V8.0 (20deg probe tilt); Type: QD 000 P41 AA; Serial: 1948

**Rear/RMC Rel. 99\_ch 9400/Area Scan (9x14x1):** Measurement grid: dx=15mm, dy=15mm  
 Maximum value of SAR (measured) = 0.686 W/kg

**Rear/RMC Rel. 99\_ch 9400/Zoom Scan (5x5x7)/Cube 0:** Measurement grid: dx=8mm, dy=8mm, dz=5mm  
 Reference Value = 23.13 V/m; Power Drift = -0.00 dB  
 Peak SAR (extrapolated) = 1.04 W/kg  
**SAR(1 g) = 0.532 W/kg; SAR(10 g) = 0.272 W/kg**  
 Smallest distance from peaks to all points 3 dB below = 9.3 mm  
 Ratio of SAR at M2 to SAR at M1 = 51.9%  
 Maximum value of SAR (measured) = 0.842 W/kg



0 dB = 0.842 W/kg = -0.75 dBW/kg

### W-CDMA Band II ANT 1

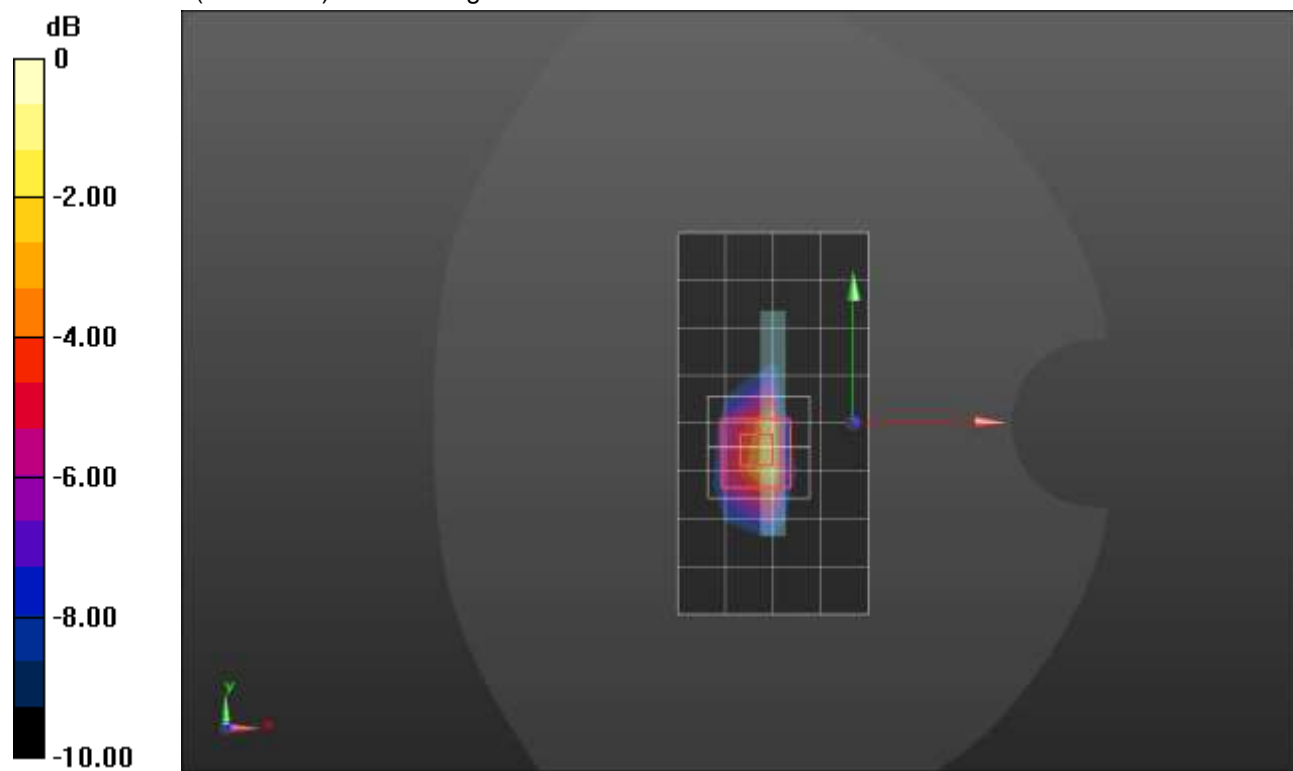
Frequency: 1907.6 MHz; Duty Cycle: 1:1; Room Ambient Temperature: 24.0°C; Liquid Temperature: 23.0°C  
 Medium parameters used (interpolated):  $f = 1907.6$  MHz;  $\sigma = 1.39$  S/m;  $\epsilon_r = 38.498$ ;  $\rho = 1000$  kg/m<sup>3</sup>

DASY5 Configuration:

- Area Scan Setting: Find Secondary Maximum Within: 2.0 dB and with a peak SAR value greater than 0.0012W/kg
- Electronics: DAE4 Sn1546; Calibrated: 3/22/2022
- Probe: EX3DV4 - SN7501; ConvF(8.31, 8.31, 8.31) @ 1907.6 MHz; Calibrated: 3/25/2022
- Sensor-Surface: 1.4mm (Mechanical Surface Detection)
- Phantom: Twin-SAM V8.0 (20deg probe tilt); Type: QD 000 P41 AA; Serial: 1948

**Edge 3/RMC Rel. 99\_ch 9538/Area Scan (5x9x1):** Measurement grid: dx=15mm, dy=15mm  
 Maximum value of SAR (measured) = 0.909 W/kg

**Edge 3/RMC Rel. 99\_ch 9538/Zoom Scan (5x5x7)/Cube 0:** Measurement grid: dx=8mm, dy=8mm, dz=5mm  
 Reference Value = 26.41 V/m; Power Drift = 0.10 dB  
 Peak SAR (extrapolated) = 1.90 W/kg  
**SAR(1 g) = 0.860 W/kg; SAR(10 g) = 0.382 W/kg**  
 Smallest distance from peaks to all points 3 dB below = 6.4 mm  
 Ratio of SAR at M2 to SAR at M1 = 46.5%  
 Maximum value of SAR (measured) = 1.50 W/kg



0 dB = 1.50 W/kg = 1.76 dBW/kg

## W-CDMA Band II ANT 2

Frequency: 1907.6 MHz; Duty Cycle: 1:1; Room Ambient Temperature: 24.0°C; Liquid Temperature: 23.0°C  
 Medium parameters used (interpolated):  $f = 1907.6$  MHz;  $\sigma = 1.44$  S/m;  $\epsilon_r = 39.586$ ;  $\rho = 1000$  kg/m<sup>3</sup>

DASY5 Configuration:

- Area Scan Setting: Find Secondary Maximum Within: 2.0 dB and with a peak SAR value greater than 0.0012W/kg
- Electronics: DAE4 Sn1546; Calibrated: 3/22/2022
- Probe: EX3DV4 - SN7501; ConvF(8.31, 8.31, 8.31) @ 1907.6 MHz; Calibrated: 3/25/2022
- Sensor-Surface: 1.4mm (Mechanical Surface Detection)
- Phantom: Twin-SAM V8.0 (20deg probe tilt); Type: QD 000 P41 AA; Serial: 1948

**RHS/Touch\_RMC Rel. 99\_ch 9538/Area Scan (8x14x1):** Measurement grid: dx=15mm, dy=15mm

[Info: Interpolated medium parameters used for SAR evaluation.](#)

Maximum value of SAR (measured) = 1.19 W/kg

**RHS/Touch\_RMC Rel. 99\_ch 9538/Zoom Scan (5x5x7)/Cube 0:** Measurement grid: dx=8mm, dy=8mm, dz=5mm

Reference Value = 29.04 V/m; Power Drift = -0.14 dB

Peak SAR (extrapolated) = 1.94 W/kg

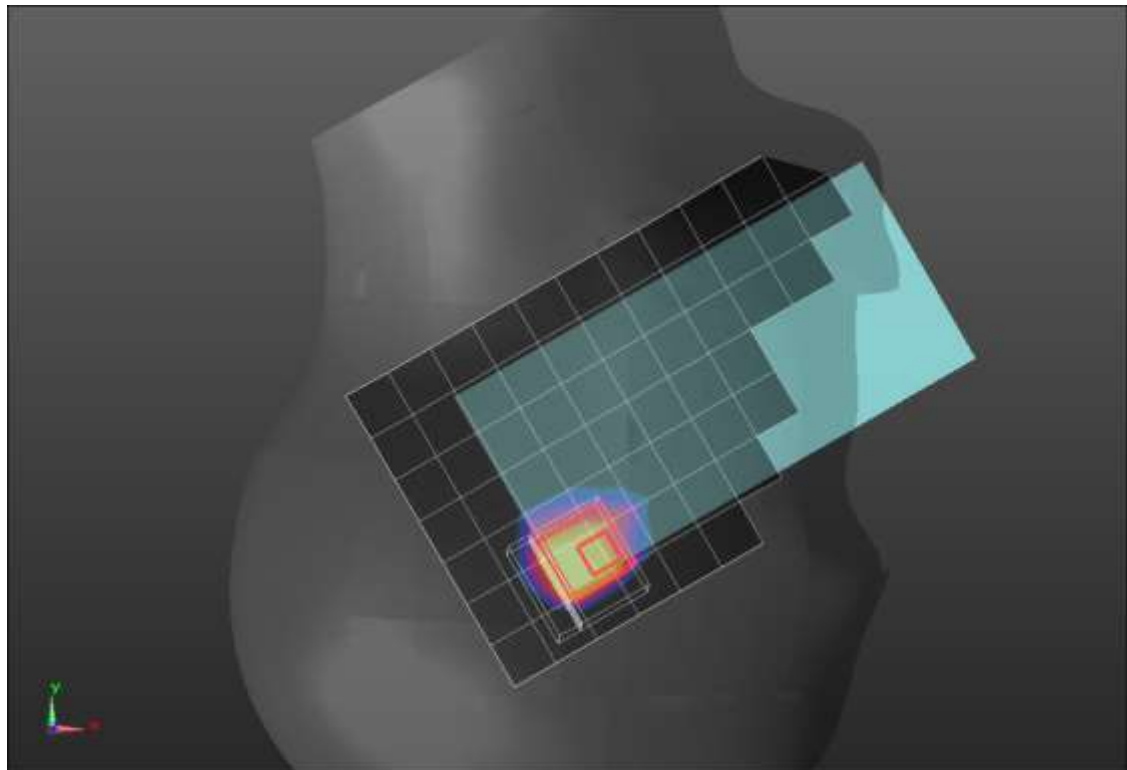
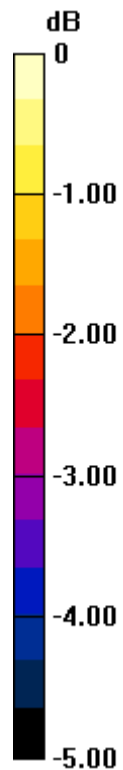
**SAR(1 g) = 0.838 W/kg; SAR(10 g) = 0.475 W/kg**

Smallest distance from peaks to all points 3 dB below = 7.2 mm

Ratio of SAR at M2 to SAR at M1 = 38.6%

[Info: Interpolated medium parameters used for SAR evaluation.](#)

Maximum value of SAR (measured) = 1.38 W/kg



0 dB = 1.38 W/kg = 1.40 dBW/kg

## W-CDMA Band II ANT 2

Frequency: 1907.6 MHz; Duty Cycle: 1:1; Room Ambient Temperature: 24.0°C; Liquid Temperature: 23.0°C  
 Medium parameters used (interpolated):  $f = 1907.6$  MHz;  $\sigma = 1.44$  S/m;  $\epsilon_r = 39.586$ ;  $\rho = 1000$  kg/m<sup>3</sup>

DASY5 Configuration:

- Area Scan Setting: Find Secondary Maximum Within: 2.0 dB and with a peak SAR value greater than 0.0012W/kg
- Electronics: DAE4 Sn1546; Calibrated: 3/22/2022
- Probe: EX3DV4 - SN7501; ConvF(8.31, 8.31, 8.31) @ 1907.6 MHz; Calibrated: 3/25/2022
- Sensor-Surface: 1.4mm (Mechanical Surface Detection)
- Phantom: Twin-SAM V8.0 (20deg probe tilt); Type: QD 000 P41 AA; Serial: 1948

**Rear/RMC Rel. 99\_ch 9538/Area Scan (9x14x1):** Measurement grid: dx=15mm, dy=15mm

[Info: Interpolated medium parameters used for SAR evaluation.](#)

Maximum value of SAR (measured) = 1.41 W/kg

**Rear/RMC Rel. 99\_ch 9538/Zoom Scan (5x5x7)/Cube 0:** Measurement grid: dx=8mm, dy=8mm, dz=5mm

Reference Value = 32.01 V/m; Power Drift = -0.03 dB

Peak SAR (extrapolated) = 1.88 W/kg

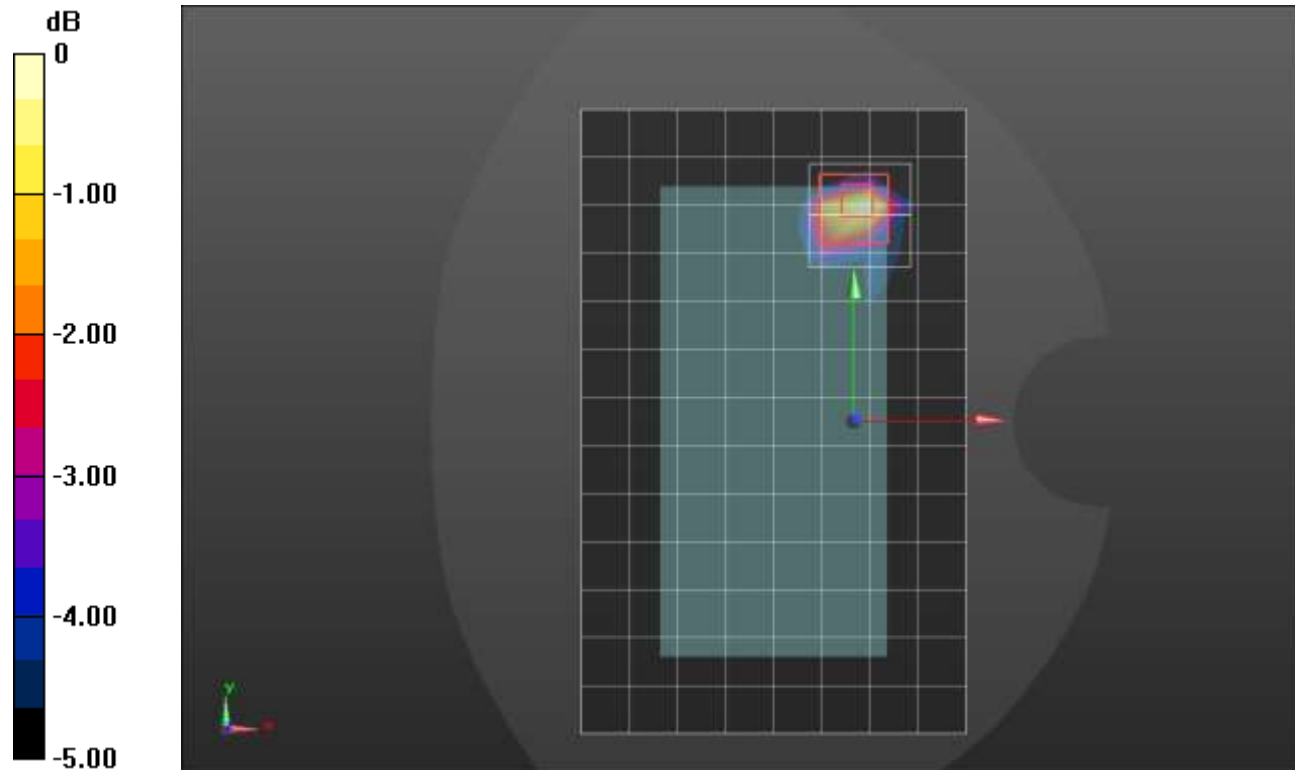
**SAR(1 g) = 0.816 W/kg; SAR(10 g) = 0.394 W/kg**

Smallest distance from peaks to all points 3 dB below = 8.2 mm

Ratio of SAR at M2 to SAR at M1 = 44.9%

[Info: Interpolated medium parameters used for SAR evaluation.](#)

Maximum value of SAR (measured) = 1.37 W/kg



0 dB = 1.37 W/kg = 1.37 dBW/kg

### W-CDMA Band II ANT 3

Frequency: 1852.4 MHz; Duty Cycle: 1:1; Room Ambient Temperature: 24.0°C; Liquid Temperature: 23.0°C  
 Medium parameters used (interpolated):  $f = 1852.4$  MHz;  $\sigma = 1.404$  S/m;  $\epsilon_r = 39.698$ ;  $\rho = 1000$  kg/m<sup>3</sup>

DASY5 Configuration:

- Area Scan Setting: Find Secondary Maximum Within: 2.0 dB and with a peak SAR value greater than 0.0012W/kg
- Electronics: DAE4 Sn1546; Calibrated: 3/22/2022
- Probe: EX3DV4 - SN7501; ConvF(8.31, 8.31, 8.31) @ 1852.4 MHz; Calibrated: 3/25/2022
- Sensor-Surface: 1.4mm (Mechanical Surface Detection)
- Phantom: Twin-SAM V8.0 (20deg probe tilt); Type: QD 000 P41 AA; Serial: 1948

**LHS/Touch\_RMC Rel. 99\_ch 9262/Area Scan (8x13x1):** Measurement grid: dx=15mm, dy=15mm  
 Maximum value of SAR (measured) = 0.993 W/kg

**LHS/Touch\_RMC Rel. 99\_ch 9262/Zoom Scan (5x5x7)/Cube 0:** Measurement grid: dx=8mm, dy=8mm, dz=5mm

Reference Value = 27.14 V/m; Power Drift = 0.02 dB

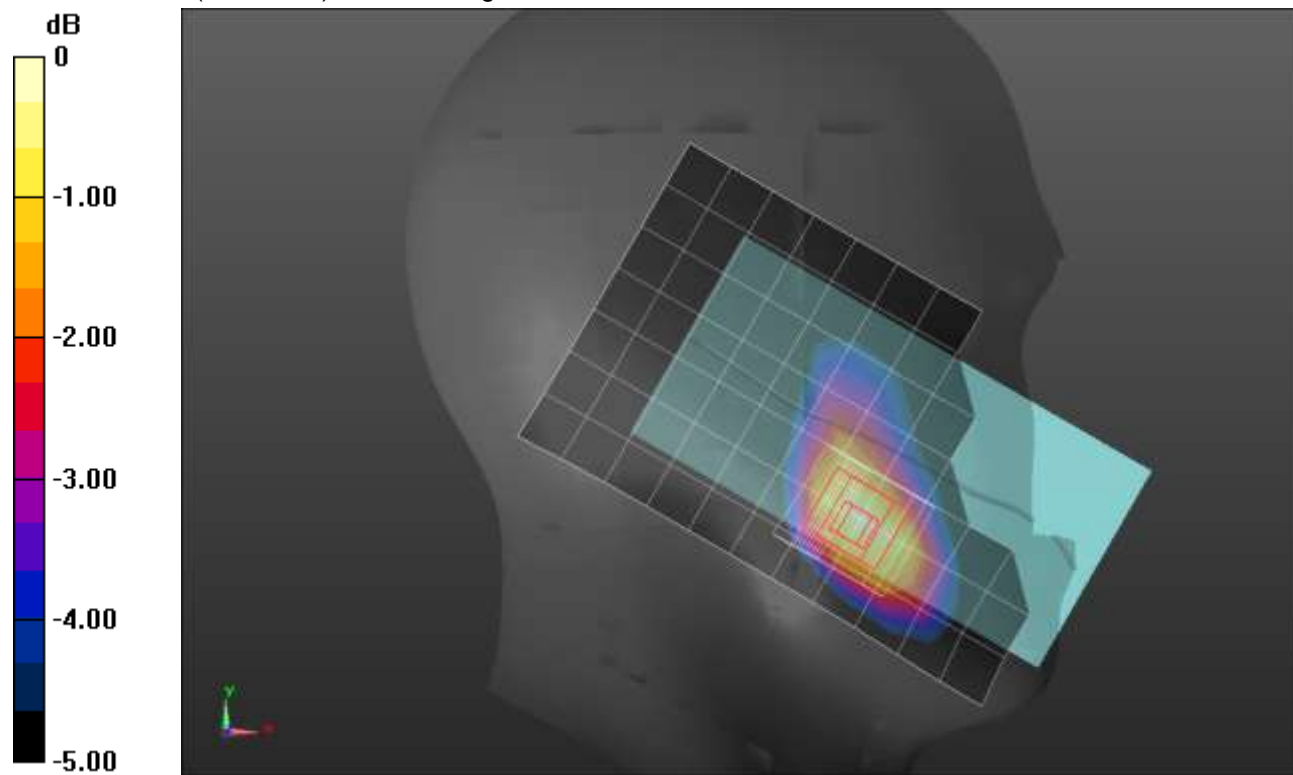
Peak SAR (extrapolated) = 1.18 W/kg

**SAR(1 g) = 0.758 W/kg; SAR(10 g) = 0.485 W/kg**

Smallest distance from peaks to all points 3 dB below = 14.1 mm

Ratio of SAR at M2 to SAR at M1 = 66%

Maximum value of SAR (measured) = 0.991 W/kg



0 dB = 0.991 W/kg = -0.04 dBW/kg

### W-CDMA Band II ANT 3

Frequency: 1880 MHz; Duty Cycle: 1:1; Room Ambient Temperature: 24.0°C; Liquid Temperature: 23.0°C  
 Medium parameters used:  $f = 1880 \text{ MHz}$ ;  $\sigma = 1.445 \text{ S/m}$ ;  $\epsilon_r = 38.244$ ;  $\rho = 1000 \text{ kg/m}^3$

DASY5 Configuration:

- Area Scan Setting: Find Secondary Maximum Within: 2.0 dB and with a peak SAR value greater than 0.0012W/kg
- Electronics: DAE4 Sn1546; Calibrated: 3/22/2022
- Probe: EX3DV4 - SN7501; ConvF(8.31, 8.31, 8.31) @ 1880 MHz; Calibrated: 3/25/2022
- Sensor-Surface: 1.4mm (Mechanical Surface Detection)
- Phantom: Twin-SAM V8.0 (20deg probe tilt); Type: QD 000 P41 AA; Serial: 1948

**Rear/RMC Rel. 99\_ch 9400/Area Scan (9x14x1):** Measurement grid: dx=15mm, dy=15mm  
 Maximum value of SAR (measured) = 1.17 W/kg

**Rear/RMC Rel. 99\_ch 9400/Zoom Scan (5x5x7)/Cube 0:** Measurement grid: dx=8mm, dy=8mm, dz=5mm

Reference Value = 29.40 V/m; Power Drift = -0.05 dB

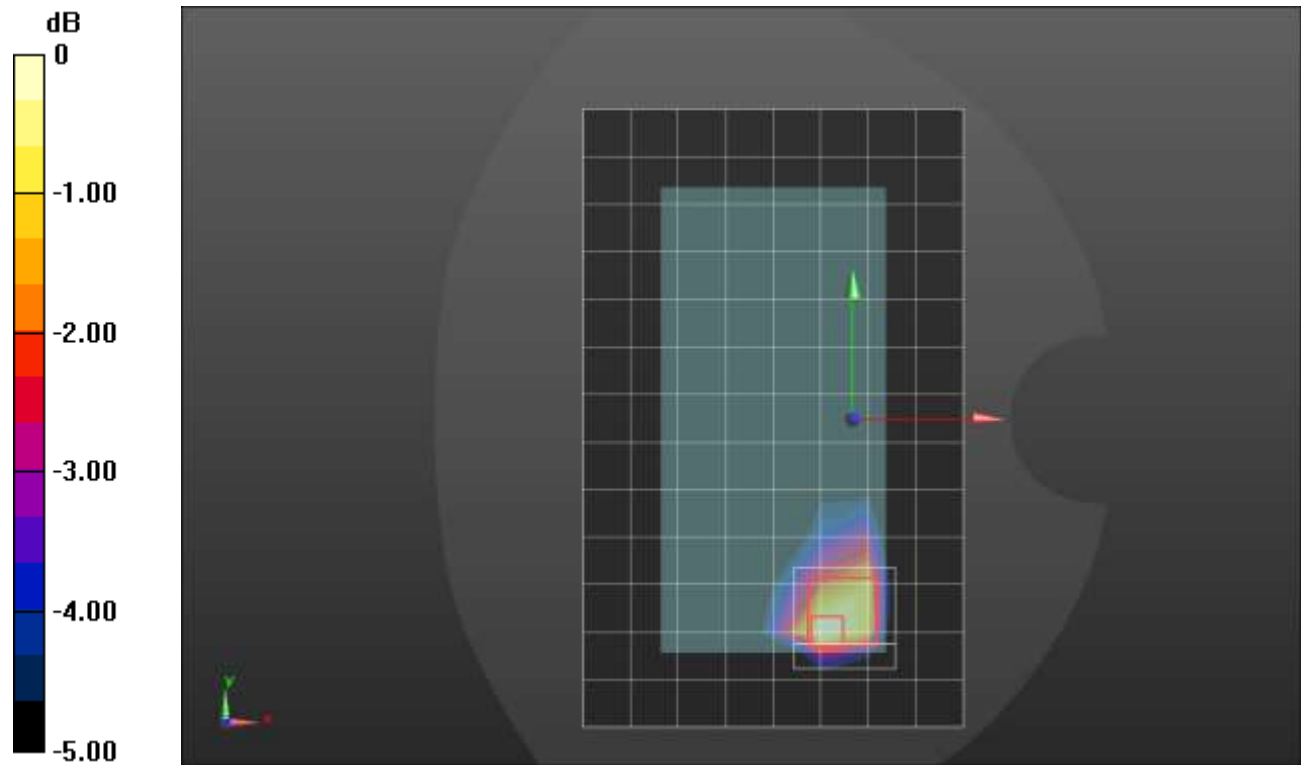
Peak SAR (extrapolated) = 1.55 W/kg

**SAR(1 g) = 0.695 W/kg; SAR(10 g) = 0.375 W/kg**

Smallest distance from peaks to all points 3 dB below = 8.6 mm

Ratio of SAR at M2 to SAR at M1 = 45.3%

Maximum value of SAR (measured) = 1.11 W/kg



0 dB = 1.11 W/kg = 0.45 dBW/kg

### W-CDMA Band II ANT 3

Frequency: 1852.4 MHz; Duty Cycle: 1:1; Room Ambient Temperature: 24.0°C; Liquid Temperature: 23.0°C  
 Medium parameters used (interpolated):  $f = 1852.4$  MHz;  $\sigma = 1.361$  S/m;  $\epsilon_r = 38.589$ ;  $\rho = 1000$  kg/m<sup>3</sup>

DASY5 Configuration:

- Area Scan Setting: Find Secondary Maximum Within: 2.0 dB and with a peak SAR value greater than 0.0012W/kg
- Electronics: DAE4 Sn1546; Calibrated: 3/22/2022
- Probe: EX3DV4 - SN7501; ConvF(8.31, 8.31, 8.31) @ 1852.4 MHz; Calibrated: 3/25/2022
- Sensor-Surface: 1.4mm (Mechanical Surface Detection (Locations From Previous Scan Used)), Sensor-Surface: 1.4mm (Mechanical Surface Detection)
- Phantom: Twin-SAM V8.0 (20deg probe tilt); Type: QD 000 P41 AA; Serial: 1948

**Edge 4/RMC Rel. 99\_ch 9262/Area Scan (5x14x1):** Measurement grid: dx=15mm, dy=15mm  
 Maximum value of SAR (measured) = 0.765 W/kg

**Edge 4/RMC Rel. 99\_ch 9262/Zoom Scan (5x5x7)/Cube 0:** Measurement grid: dx=8mm, dy=8mm, dz=5mm

Reference Value = 24.31 V/m; Power Drift = 0.04 dB

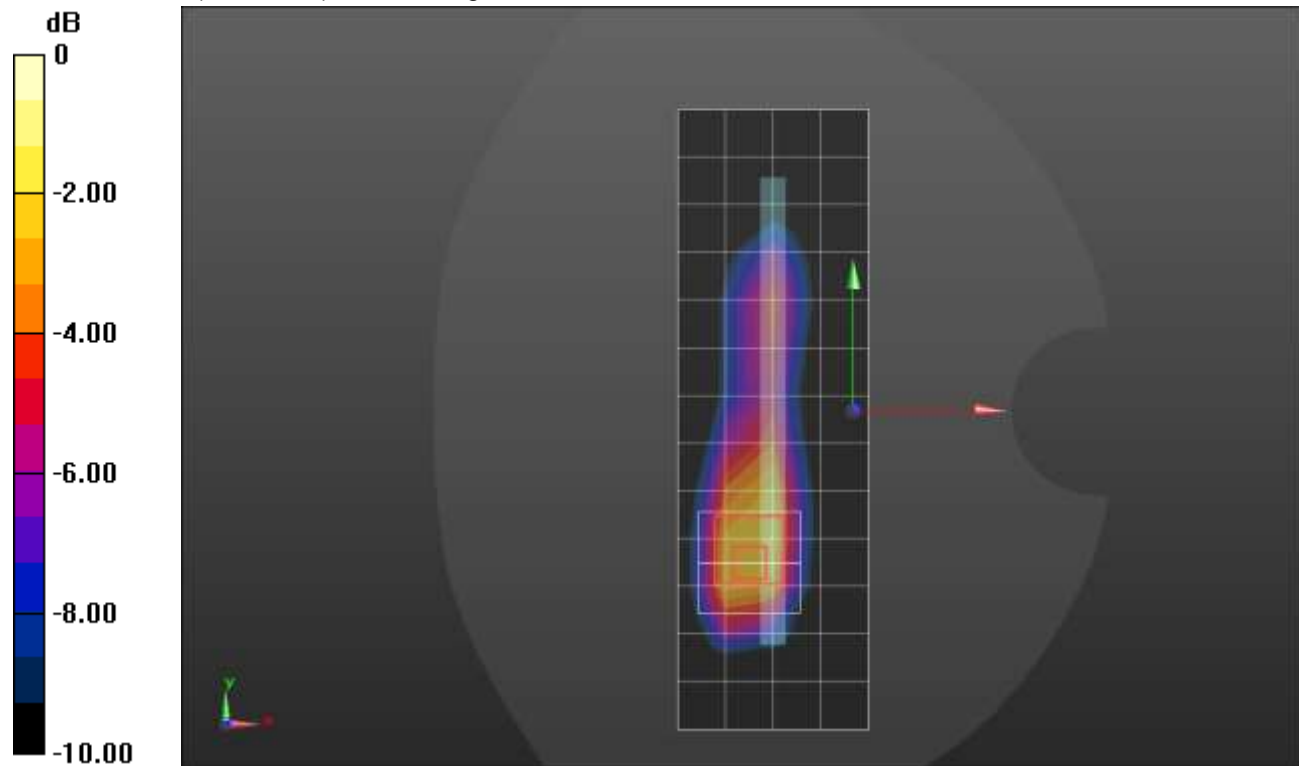
Peak SAR (extrapolated) = 1.45 W/kg

**SAR(1 g) = 0.760 W/kg; SAR(10 g) = 0.394 W/kg**

Smallest distance from peaks to all points 3 dB below = 8 mm

Ratio of SAR at M2 to SAR at M1 = 54.6%

Maximum value of SAR (measured) = 1.19 W/kg



0 dB = 1.19 W/kg = 0.76 dBW/kg

### W-CDMA Band II ANT 4

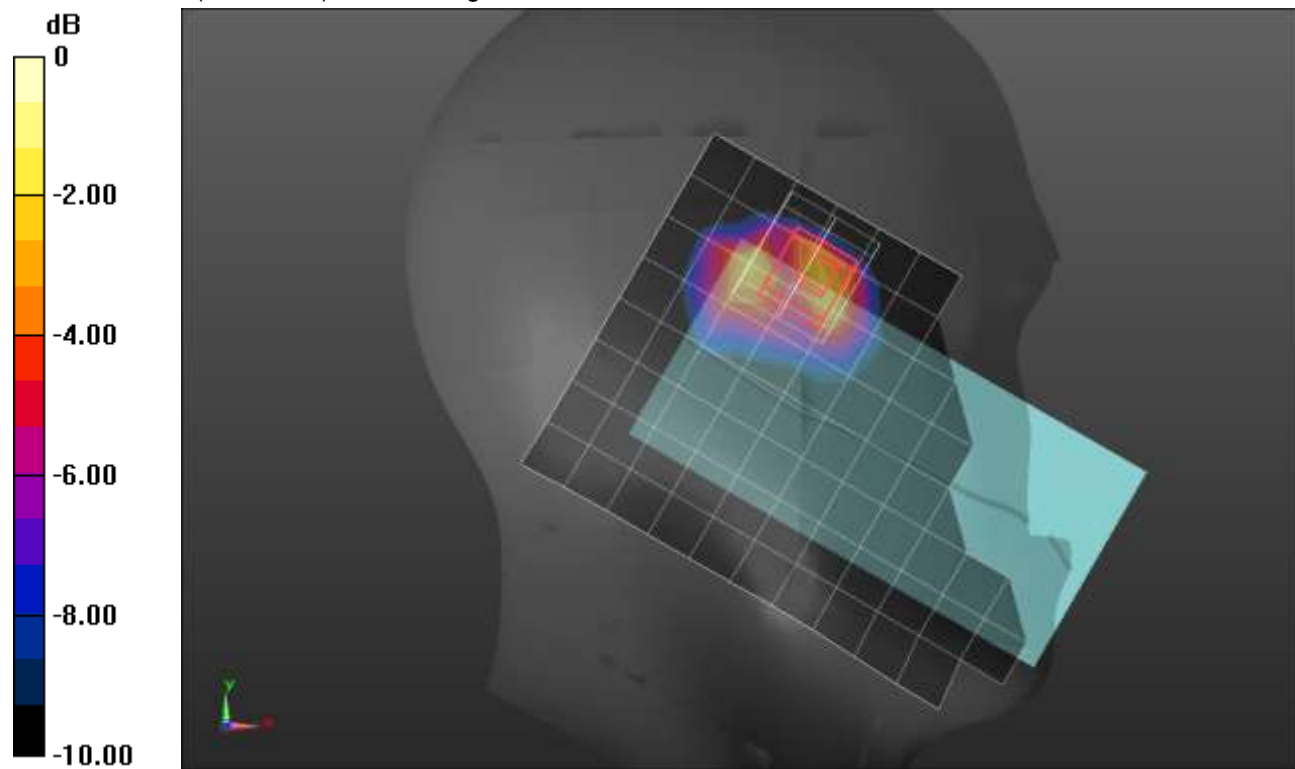
Frequency: 1880 MHz; Duty Cycle: 1:1; Room Ambient Temperature: 24.0°C; Liquid Temperature: 23.0°C  
 Medium parameters used:  $f = 1880 \text{ MHz}$ ;  $\sigma = 1.376 \text{ S/m}$ ;  $\epsilon_r = 38.542$ ;  $\rho = 1000 \text{ kg/m}^3$

DASY5 Configuration:

- Area Scan Setting: Find Secondary Maximum Within: 2.0 dB and with a peak SAR value greater than 0.0012W/kg
- Electronics: DAE4 Sn1546; Calibrated: 3/22/2022
- Probe: EX3DV4 - SN7501; ConvF(8.31, 8.31, 8.31) @ 1880 MHz; Calibrated: 3/25/2022
- Sensor-Surface: 1.4mm (Mechanical Surface Detection)
- Phantom: Twin-SAM V8.0 (20deg probe tilt); Type: QD 000 P41 AA; Serial: 1948

**LHS/Touch\_RMC Rel. 99\_ch 9400/Area Scan (9x14x1):** Measurement grid: dx=15mm, dy=15mm  
 Maximum value of SAR (measured) = 0.689 W/kg

**LHS/Touch\_RMC Rel. 99\_ch 9400/Zoom Scan (5x5x7)/Cube 0:** Measurement grid: dx=8mm, dy=8mm, dz=5mm  
 Reference Value = 23.84 V/m; Power Drift = -0.03 dB  
 Peak SAR (extrapolated) = 1.45 W/kg  
**SAR(1 g) = 0.700 W/kg; SAR(10 g) = 0.342 W/kg**  
 Smallest distance from peaks to all points 3 dB below = 6.4 mm  
 Ratio of SAR at M2 to SAR at M1 = 52.3%  
 Maximum value of SAR (measured) = 1.11 W/kg



0 dB = 1.11 W/kg = 0.45 dBW/kg



### W-CDMA Band II ANT 4

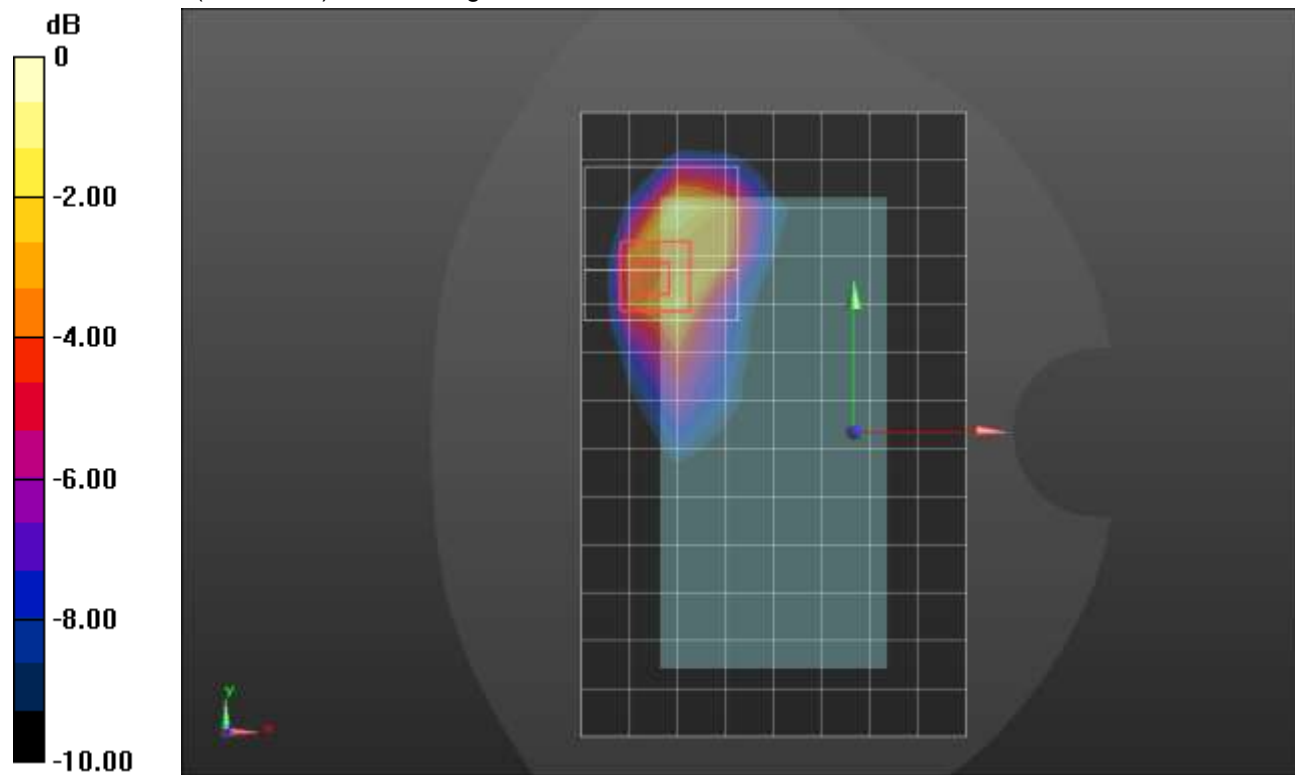
Frequency: 1880 MHz; Duty Cycle: 1:1; Room Ambient Temperature: 24.0°C; Liquid Temperature: 23.0°C  
 Medium parameters used:  $f = 1880 \text{ MHz}$ ;  $\sigma = 1.378 \text{ S/m}$ ;  $\epsilon_r = 39.438$ ;  $\rho = 1000 \text{ kg/m}^3$

DASY5 Configuration:

- Area Scan Setting: Find Secondary Maximum Within: 2.0 dB and with a peak SAR value greater than 0.0012W/kg
- Electronics: DAE4 Sn1546; Calibrated: 3/22/2022
- Probe: EX3DV4 - SN7501; ConvF(8.31, 8.31, 8.31) @ 1880 MHz; Calibrated: 3/25/2022
- Sensor-Surface: 1.4mm (Mechanical Surface Detection)
- Phantom: Twin-SAM V8.0 (20deg probe tilt); Type: QD 000 P41 AA; Serial: 1948

**Rear/RMC Rel. 99\_ch 9400/Area Scan (9x14x1):** Measurement grid: dx=15mm, dy=15mm  
 Maximum value of SAR (measured) = 0.803 W/kg

**Rear/RMC Rel. 99\_ch 9400/Zoom Scan (7x7x7)/Cube 0:** Measurement grid: dx=8mm, dy=8mm, dz=5mm  
 Reference Value = 25.06 V/m; Power Drift = -0.04 dB  
 Peak SAR (extrapolated) = 1.26 W/kg  
**SAR(1 g) = 0.625 W/kg; SAR(10 g) = 0.300 W/kg**  
 Smallest distance from peaks to all points 3 dB below = 7.2 mm  
 Ratio of SAR at M2 to SAR at M1 = 48.6%  
 Maximum value of SAR (measured) = 1.01 W/kg



0 dB = 1.01 W/kg = 0.04 dBW/kg

### W-CDMA Band II ANT 4

Frequency: 1907.6 MHz; Duty Cycle: 1:1; Room Ambient Temperature: 24.0°C; Liquid Temperature: 23.0°C  
 Medium parameters used (interpolated):  $f = 1907.6$  MHz;  $\sigma = 1.44$  S/m;  $\epsilon_r = 39.586$ ;  $\rho = 1000$  kg/m<sup>3</sup>

DASY5 Configuration:

- Area Scan Setting: Find Secondary Maximum Within: 2.0 dB and with a peak SAR value greater than 0.0012W/kg
- Electronics: DAE4 Sn1546; Calibrated: 3/22/2022
- Probe: EX3DV4 - SN7501; ConvF(8.31, 8.31, 8.31) @ 1907.6 MHz; Calibrated: 3/25/2022
- Sensor-Surface: 1.4mm (Mechanical Surface Detection)
- Phantom: Twin-SAM V8.0 (20deg probe tilt); Type: QD 000 P41 AA; Serial: 1948

#### Edge 2/RMC Rel. 99\_ch 9538/Area Scan (6x14x1):

Measurement grid: dx=15mm, dy=15mm

[Info: Interpolated medium parameters used for SAR evaluation.](#)

Maximum value of SAR (measured) = 1.49 W/kg

#### Edge 2/RMC Rel. 99\_ch 9538/Zoom Scan (5x5x7)/Cube 0:

Measurement grid: dx=8mm, dy=8mm, dz=5mm

Reference Value = 33.37 V/m; Power Drift = -0.07 dB

Peak SAR (extrapolated) = 1.86 W/kg

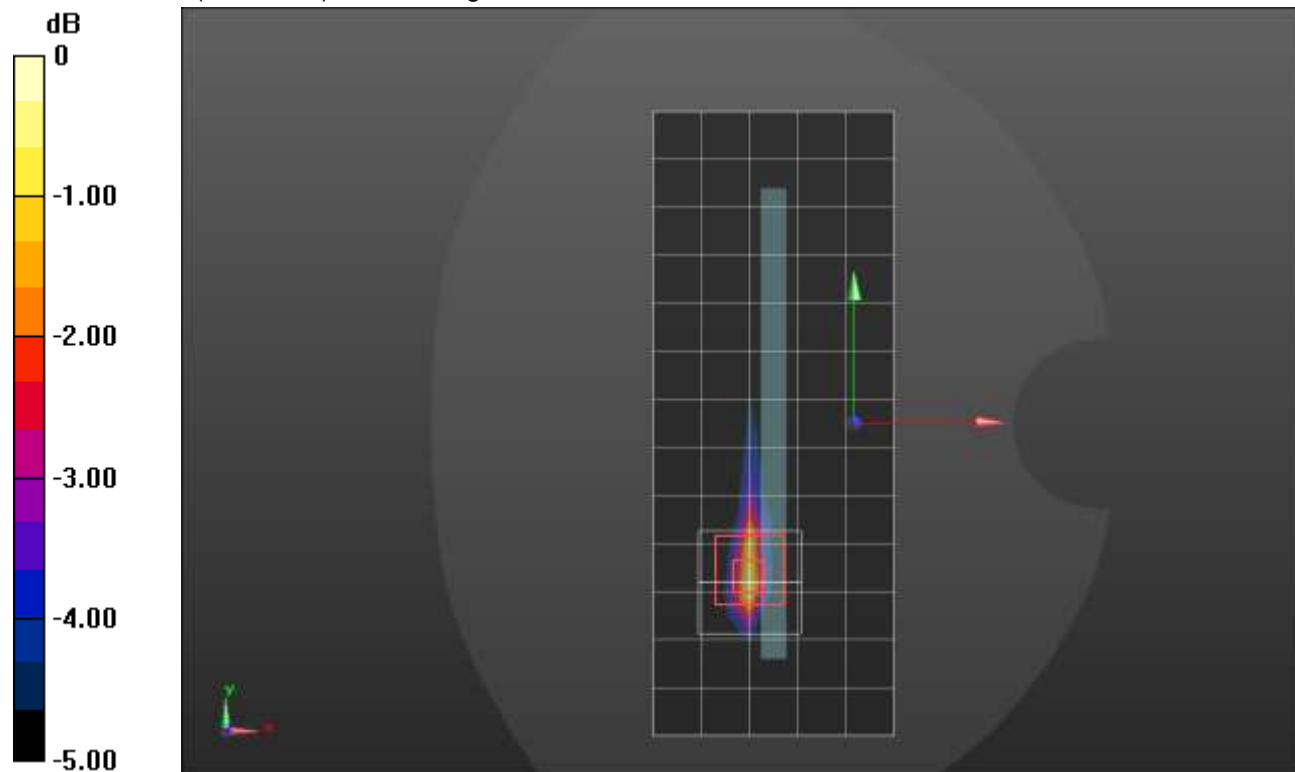
**SAR(1 g) = 0.892 W/kg; SAR(10 g) = 0.414 W/kg**

Smallest distance from peaks to all points 3 dB below = 8 mm

Ratio of SAR at M2 to SAR at M1 = 49.9%

[Info: Interpolated medium parameters used for SAR evaluation.](#)

Maximum value of SAR (measured) = 1.54 W/kg



0 dB = 1.54 W/kg = 1.88 dBW/kg

## W-CDMA Band IV ANT 1

Frequency: 1732.6 MHz; Duty Cycle: 1:1; Room Ambient Temperature: 24.0°C; Liquid Temperature: 23.0°C  
 Medium parameters used (interpolated):  $f = 1732.6$  MHz;  $\sigma = 1.345$  S/m;  $\epsilon_r = 38.793$ ;  $\rho = 1000$  kg/m<sup>3</sup>

Dasy Configuration:

- Area Scan Setting: Find Secondary Maximum within 2.0 dB and with a peak SAR value greater than 0.0012 W/kg
- Electronics: DAE4 Sn1545; Calibrated: 2/23/2022
- Probe: EX3DV4 - SN7500; ConvF(8.42, 8.42, 8.42) @ 1732.6 MHz; Calibrated: 3/25/2022
- Sensor-Surface: 1.4mm (Mechanical Surface Detection)
- Phantom: Twin-SAM V8.0 (20deg probe tilt); Type: QD 000 P41 AA; Serial: 1948

**RHS/Touch\_RMC Rel. 99\_ch 1413/Area Scan (7x13x1):** Measurement grid: dx=15mm, dy=15mm

[Info: Interpolated medium parameters used for SAR evaluation.](#)

Maximum value of SAR (measured) = 0.489 W/kg

**RHS/Touch\_RMC Rel. 99\_ch 1413/Zoom Scan (5x5x7)/Cube 0:** Measurement grid: dx=8mm, dy=8mm, dz=5mm

Reference Value = 19.93 V/m; Power Drift = 0.03 dB

Peak SAR (extrapolated) = 0.606 W/kg

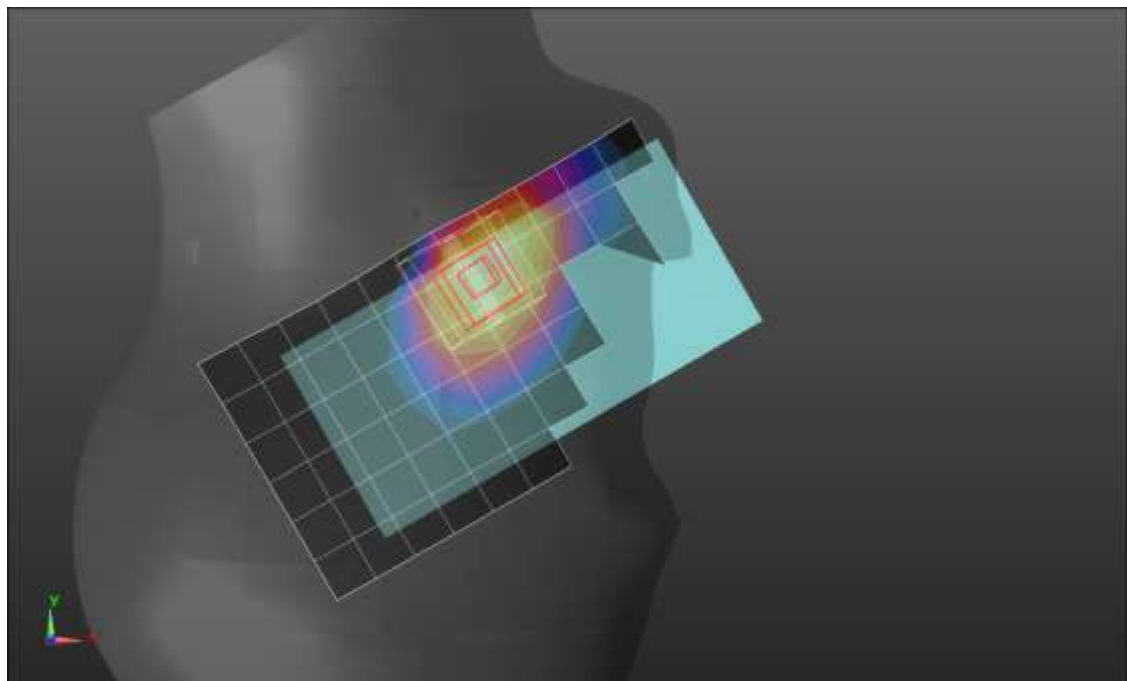
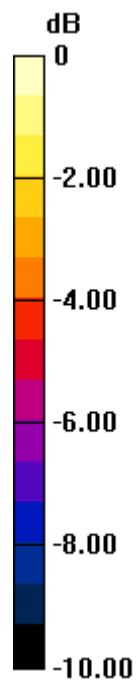
**SAR(1 g) = 0.391 W/kg; SAR(10 g) = 0.245 W/kg**

Smallest distance from peaks to all points 3 dB below = 15.3 mm

Ratio of SAR at M2 to SAR at M1 = 65.6%

[Info: Interpolated medium parameters used for SAR evaluation.](#)

Maximum value of SAR (measured) = 0.531 W/kg



0 dB = 0.531 W/kg = -2.75 dBW/kg

## W-CDMA Band IV ANT 1

Frequency: 1732.6 MHz; Duty Cycle: 1:1; Room Ambient Temperature: 24.0°C; Liquid Temperature: 23.0°C  
 Medium parameters used (interpolated):  $f = 1732.6$  MHz;  $\sigma = 1.345$  S/m;  $\epsilon_r = 38.793$ ;  $\rho = 1000$  kg/m<sup>3</sup>

Dasy Configuration:

- Area Scan Setting: Find Secondary Maximum within 2.0 dB and with a peak SAR value greater than 0.0012 W/kg
- Electronics: DAE4 Sn1545; Calibrated: 2/23/2022
- Probe: EX3DV4 - SN7500; ConvF(8.42, 8.42, 8.42) @ 1732.6 MHz; Calibrated: 3/25/2022
- Sensor-Surface: 1.4mm (Mechanical Surface Detection)
- Phantom: Twin-SAM V8.0 (20deg probe tilt); Type: QD 000 P41 AA; Serial: 1948

**Rear/RMC Rel. 99\_Channel 1413/Area Scan (8x14x1):** Measurement grid: dx=15mm, dy=15mm

[Info: Interpolated medium parameters used for SAR evaluation.](#)

Maximum value of SAR (measured) = 0.539 W/kg

**Rear/RMC Rel. 99\_Channel 1413/Zoom Scan (5x5x7)/Cube 0:** Measurement grid: dx=8mm, dy=8mm, dz=5mm

Reference Value = 20.80 V/m; Power Drift = 0.02 dB

Peak SAR (extrapolated) = 0.823 W/kg

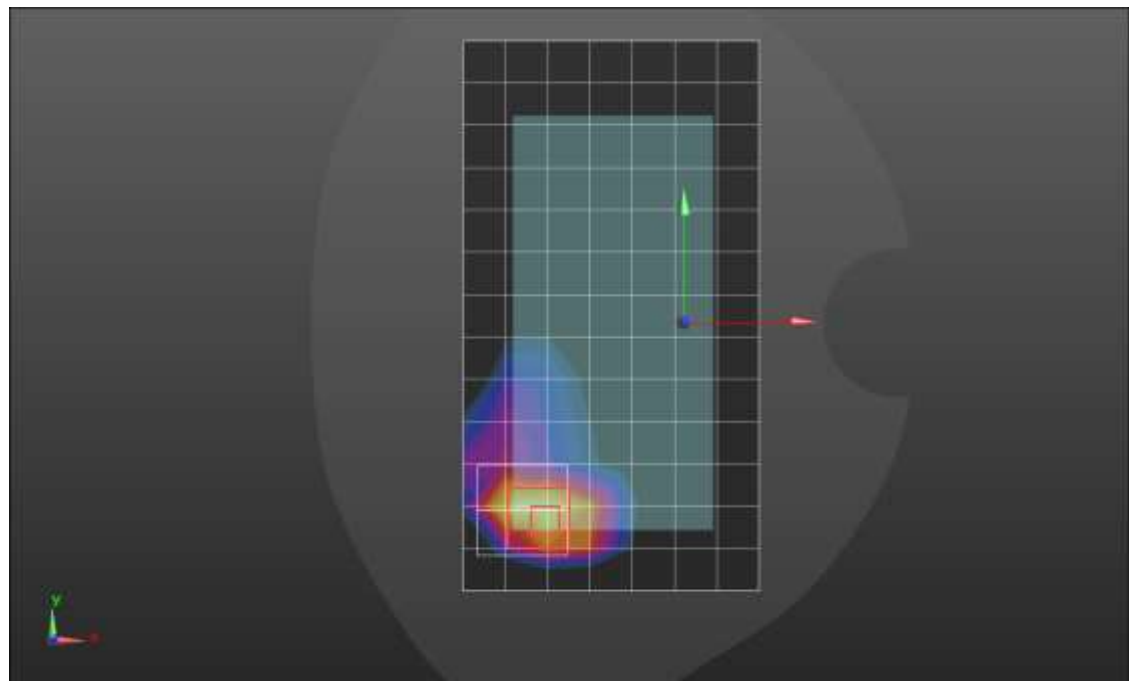
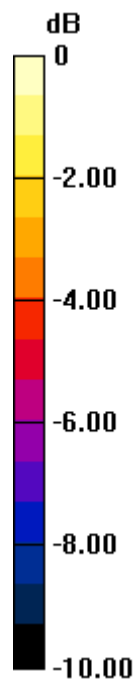
**SAR(1 g) = 0.412 W/kg; SAR(10 g) = 0.207 W/kg**

Smallest distance from peaks to all points 3 dB below = 8.2 mm

Ratio of SAR at M2 to SAR at M1 = 49.8%

[Info: Interpolated medium parameters used for SAR evaluation.](#)

Maximum value of SAR (measured) = 0.622 W/kg



0 dB = 0.622 W/kg = -2.06 dBW/kg

### W-CDMA Band IV ANT 1

Frequency: 1712.4 MHz; Duty Cycle: 1:1; Room Ambient Temperature: 24.0°C; Liquid Temperature: 23.0°C  
 Medium parameters used (interpolated):  $f = 1712.4 \text{ MHz}$ ;  $\sigma = 1.362 \text{ S/m}$ ;  $\epsilon_r = 41.41$ ;  $\rho = 1000 \text{ kg/m}^3$

Dasy Configuration:

- Area Scan Setting: Find Secondary Maximum within 2.0 dB and with a peak SAR value greater than 0.0012 W/kg
- Electronics: DAE4 Sn1545; Calibrated: 2/23/2022
- Probe: EX3DV4 - SN7500; ConvF(8.42, 8.42, 8.42) @ 1712.4 MHz; Calibrated: 3/25/2022
- Sensor-Surface: 1.4mm (Mechanical Surface Detection)
- Phantom: Twin-SAM V8.0 (20deg probe tilt); Type: QD 000 P41 AA; Serial: 1948

**Edge 3/Rel. 99\_Channel 1312/Area Scan (6x7x1):** Measurement grid: dx=15mm, dy=15mm

[Info: Interpolated medium parameters used for SAR evaluation.](#)

Maximum value of SAR (measured) = 1.22 W/kg

**Edge 3/Rel. 99\_Channel 1312/Zoom Scan (5x5x7)/Cube 0:** Measurement grid: dx=8mm, dy=8mm, dz=5mm

Reference Value = 32.04 V/m; Power Drift = -0.05 dB

Peak SAR (extrapolated) = 1.56 W/kg

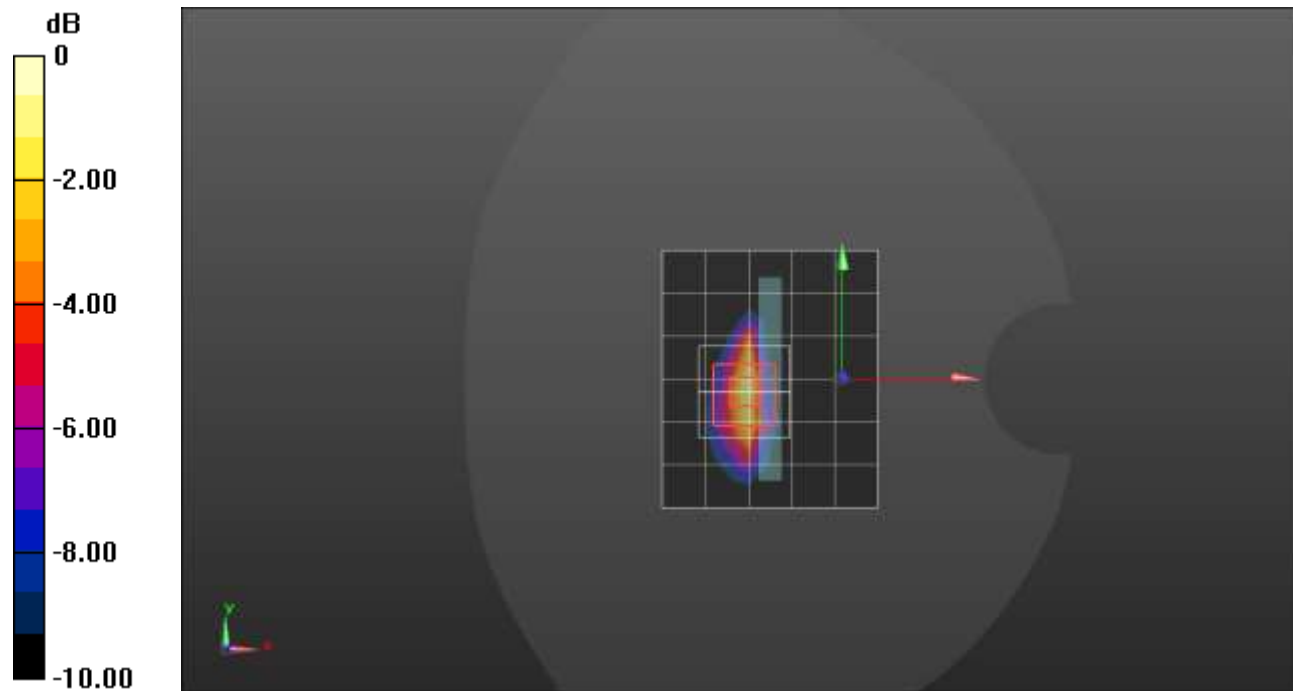
**SAR(1 g) = 0.762 W/kg; SAR(10 g) = 0.350 W/kg**

Smallest distance from peaks to all points 3 dB below = 8 mm

Ratio of SAR at M2 to SAR at M1 = 49.7%

[Info: Interpolated medium parameters used for SAR evaluation.](#)

Maximum value of SAR (measured) = 1.28 W/kg



0 dB = 1.28 W/kg = 1.07 dBW/kg

## W-CDMA Band IV ANT 2

Frequency: 1712.4 MHz; Duty Cycle: 1:1; Room Ambient Temperature: 24.0°C; Liquid Temperature: 23.0°C  
 Medium parameters used (interpolated):  $f = 1712.4 \text{ MHz}$ ;  $\sigma = 1.333 \text{ S/m}$ ;  $\epsilon_r = 38.829$ ;  $\rho = 1000 \text{ kg/m}^3$

Dasy Configuration:

- Area Scan Setting: Find Secondary Maximum within 2.0 dB and with a peak SAR value greater than 0.0012 W/kg
- Electronics: DAE4 Sn1545; Calibrated: 2/23/2022
- Probe: EX3DV4 - SN7500; ConvF(8.42, 8.42, 8.42) @ 1712.4 MHz; Calibrated: 3/25/2022
- Sensor-Surface: 1.4mm (Mechanical Surface Detection)
- Phantom: Twin-SAM V8.0 (20deg probe tilt); Type: QD 000 P41 AA; Serial: 1948

**RHS/Touch\_RMC Rel. 99\_ch 1312/Area Scan (8x14x1):** Measurement grid: dx=15mm, dy=15mm

[Info: Interpolated medium parameters used for SAR evaluation.](#)

Maximum value of SAR (measured) = 1.45 W/kg

**RHS/Touch\_RMC Rel. 99\_ch 1312/Zoom Scan (5x5x7)/Cube 0:** Measurement grid: dx=8mm, dy=8mm, dz=5mm

Reference Value = 34.78 V/m; Power Drift = 0.01 dB

Peak SAR (extrapolated) = 1.72 W/kg

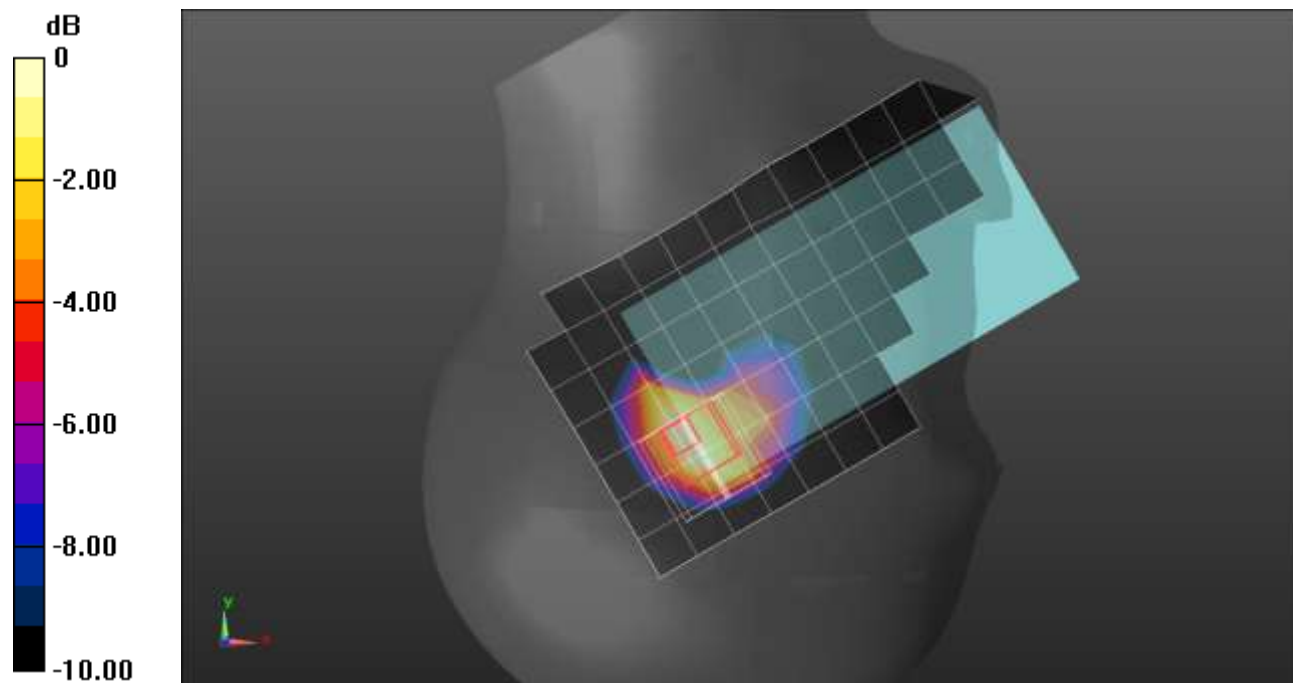
**SAR(1 g) = 0.835 W/kg; SAR(10 g) = 0.444 W/kg**

Smallest distance from peaks to all points 3 dB below = 10.4 mm

Ratio of SAR at M2 to SAR at M1 = 42.4%

[Info: Interpolated medium parameters used for SAR evaluation.](#)

Maximum value of SAR (measured) = 1.34 W/kg



0 dB = 1.34 W/kg = 1.27 dBW/kg

## W-CDMA Band IV ANT 2

Frequency: 1732.6 MHz; Duty Cycle: 1:1; Room Ambient Temperature: 24.0°C; Liquid Temperature: 23.0°C  
 Medium parameters used (interpolated):  $f = 1732.6$  MHz;  $\sigma = 1.41$  S/m;  $\epsilon_r = 40.46$ ;  $\rho = 1000$  kg/m<sup>3</sup>

Dasy Configuration:

- Area Scan Setting: Find Secondary Maximum within 2.0 dB and with a peak SAR value greater than 0.0012 W/kg
- Electronics: DAE4 Sn1545; Calibrated: 2/23/2022
- Probe: EX3DV4 - SN7500; ConvF(8.42, 8.42, 8.42) @ 1732.6 MHz; Calibrated: 3/25/2022
- Sensor-Surface: 1.4mm (Mechanical Surface Detection)
- Phantom: Twin-SAM V8.0 (20deg probe tilt); Type: QD 000 P41 AA; Serial: 1948

**Rear/RMC Rel. 99\_ch 1413/Area Scan (8x14x1):** Measurement grid: dx=15mm, dy=15mm

[Info: Interpolated medium parameters used for SAR evaluation.](#)

Maximum value of SAR (measured) = 0.900 W/kg

**Rear/RMC Rel. 99\_ch 1413/Zoom Scan (5x5x7)/Cube 0:** Measurement grid: dx=8mm, dy=8mm, dz=5mm

Reference Value = 26.26 V/m; Power Drift = -0.02 dB

Peak SAR (extrapolated) = 1.21 W/kg

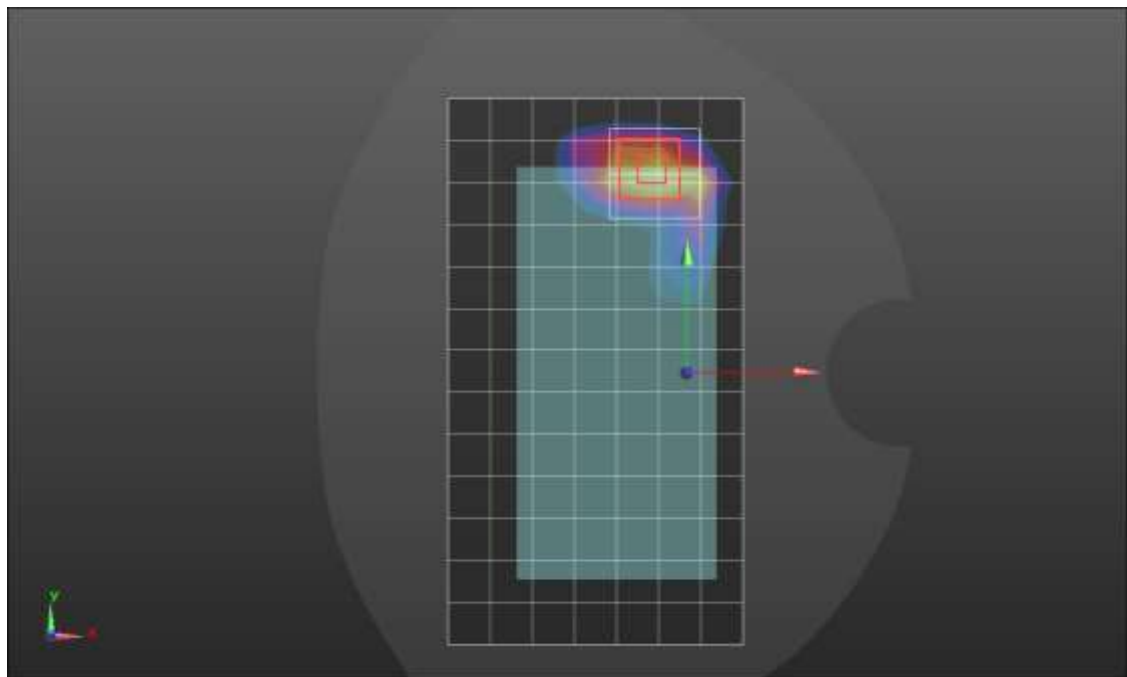
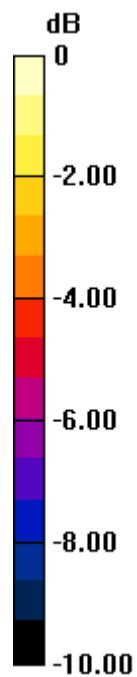
**SAR(1 g) = 0.627 W/kg; SAR(10 g) = 0.310 W/kg**

Smallest distance from peaks to all points 3 dB below = 9.3 mm

Ratio of SAR at M2 to SAR at M1 = 52.6%

[Info: Interpolated medium parameters used for SAR evaluation.](#)

Maximum value of SAR (measured) = 0.999 W/kg



0 dB = 0.999 W/kg = -0.00 dBW/kg

## W-CDMA Band IV ANT 2

Frequency: 1732.6 MHz; Duty Cycle: 1:1; Room Ambient Temperature: 24.0°C; Liquid Temperature: 23.0°C  
 Medium parameters used (interpolated):  $f = 1732.6$  MHz;  $\sigma = 1.41$  S/m;  $\epsilon_r = 40.46$ ;  $\rho = 1000$  kg/m<sup>3</sup>

Dasy Configuration:

- Area Scan Setting: Find Secondary Maximum within 2.0 dB and with a peak SAR value greater than 0.0012 W/kg
- Electronics: DAE4 Sn1545; Calibrated: 2/23/2022
- Probe: EX3DV4 - SN7500; ConvF(8.42, 8.42, 8.42) @ 1732.6 MHz; Calibrated: 3/25/2022
- Sensor-Surface: 1.4mm (Mechanical Surface Detection)
- Phantom: Twin-SAM V8.0 (20deg probe tilt); Type: QD 000 P41 AA; Serial: 1948

**Edge 1/RMC Rel. 99\_ch 1413/Area Scan (5x9x1):** Measurement grid: dx=15mm, dy=15mm

[Info: Interpolated medium parameters used for SAR evaluation.](#)

Maximum value of SAR (measured) = 0.750 W/kg

**Edge 1/RMC Rel. 99\_ch 1413/Zoom Scan (5x5x7)/Cube 0:** Measurement grid: dx=8mm, dy=8mm, dz=5mm

Reference Value = 30.81 V/m; Power Drift = -0.01 dB

Peak SAR (extrapolated) = 1.55 W/kg

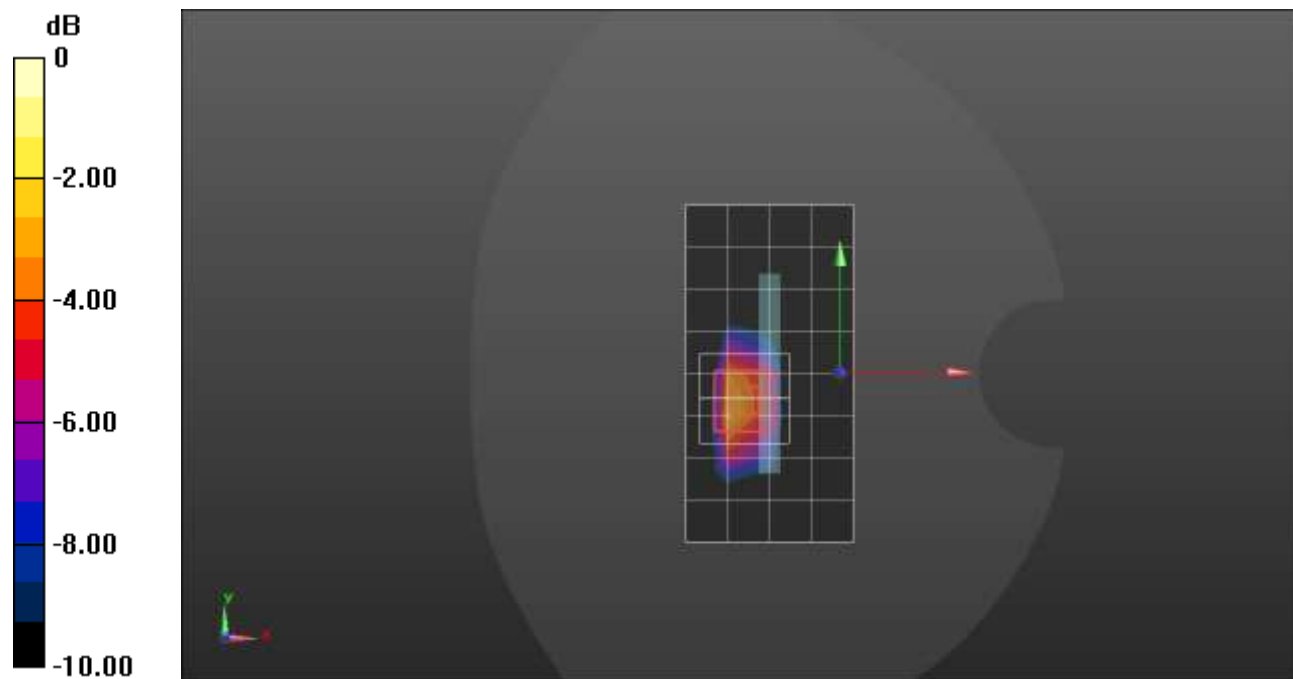
**SAR(1 g) = 0.747 W/kg; SAR(10 g) = 0.343 W/kg**

Smallest distance from peaks to all points 3 dB below = 8 mm

Ratio of SAR at M2 to SAR at M1 = 49.4%

[Info: Interpolated medium parameters used for SAR evaluation.](#)

Maximum value of SAR (measured) = 1.24 W/kg



0 dB = 1.24 W/kg = 0.93 dBW/kg



### W-CDMA Band IV ANT 3

Frequency: 1732.6 MHz; Duty Cycle: 1:1; Room Ambient Temperature: 24.0°C; Liquid Temperature: 23.0°C  
 Medium parameters used (interpolated):  $f = 1732.6$  MHz;  $\sigma = 1.345$  S/m;  $\epsilon_r = 38.793$ ;  $\rho = 1000$  kg/m<sup>3</sup>

Dasy Configuration:

- Area Scan Setting: Find Secondary Maximum within 2.0 dB and with a peak SAR value greater than 0.0012 W/kg
- Electronics: DAE4 Sn1545; Calibrated: 2/23/2022
- Probe: EX3DV4 - SN7500; ConvF(8.42, 8.42, 8.42) @ 1732.6 MHz; Calibrated: 3/25/2022
- Sensor-Surface: 1.4mm (Mechanical Surface Detection)
- Phantom: Twin-SAM V8.0 (20deg probe tilt); Type: QD 000 P41 AA; Serial: 1948

**LHS/Touch\_RMC Rel. 99\_ch 1413/Area Scan (8x13x1):** Measurement grid: dx=15mm, dy=15mm

[Info: Interpolated medium parameters used for SAR evaluation.](#)

Maximum value of SAR (measured) = 0.613 W/kg

**LHS/Touch\_RMC Rel. 99\_ch 1413/Zoom Scan (5x5x7)/Cube 0:** Measurement grid: dx=8mm, dy=8mm, dz=5mm

Reference Value = 22.07 V/m; Power Drift = -0.04 dB

Peak SAR (extrapolated) = 0.759 W/kg

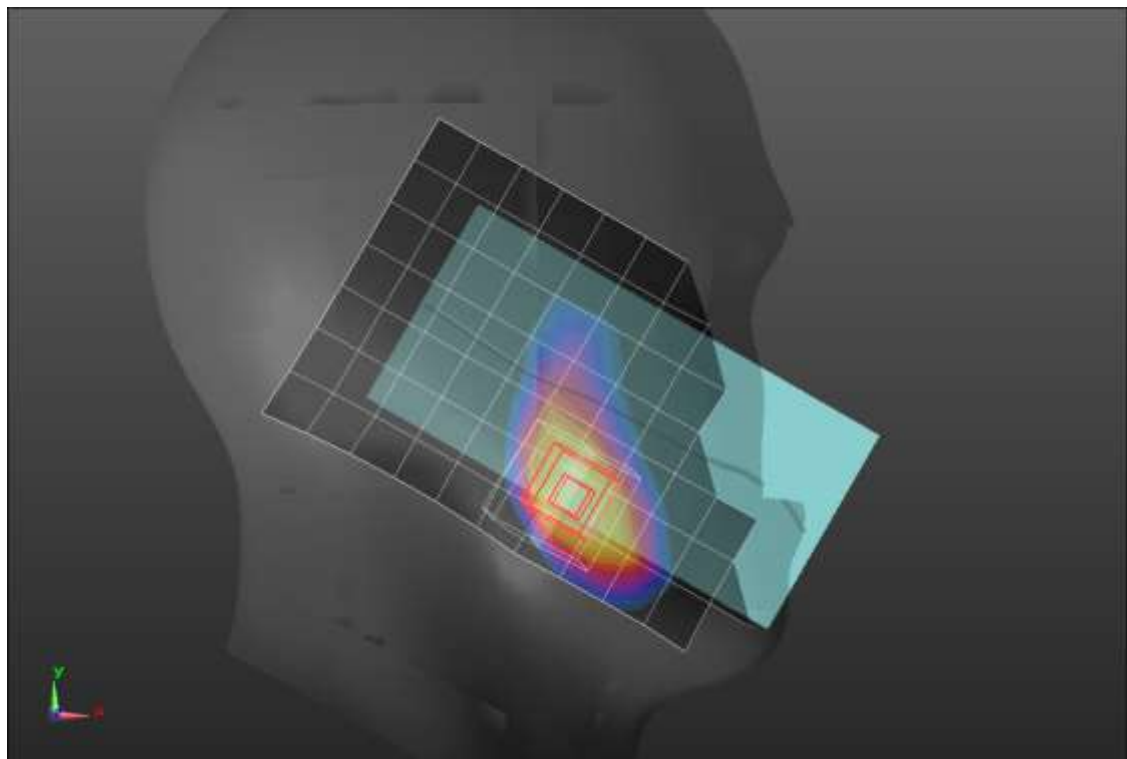
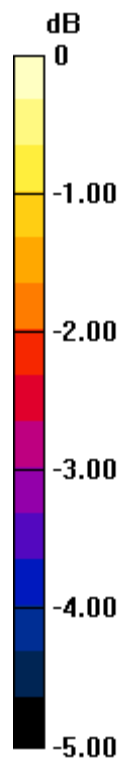
**SAR(1 g) = 0.508 W/kg; SAR(10 g) = 0.333 W/kg**

Smallest distance from peaks to all points 3 dB below = 16.7 mm

Ratio of SAR at M2 to SAR at M1 = 67.2%

[Info: Interpolated medium parameters used for SAR evaluation.](#)

Maximum value of SAR (measured) = 0.674 W/kg



0 dB = 0.674 W/kg = -1.71 dBW/kg

### W-CDMA Band IV ANT 3

Frequency: 1732.6 MHz; Duty Cycle: 1:1; Room Ambient Temperature: 24.0°C; Liquid Temperature: 23.0°C  
 Medium parameters used (interpolated):  $f = 1732.6$  MHz;  $\sigma = 1.319$  S/m;  $\epsilon_r = 39.028$ ;  $\rho = 1000$  kg/m<sup>3</sup>

Dasy Configuration:

- Area Scan Setting: Find Secondary Maximum within 2.0 dB and with a peak SAR value greater than 0.0012 W/kg
- Electronics: DAE4 Sn1545; Calibrated: 2/23/2022
- Probe: EX3DV4 - SN7500; ConvF(8.42, 8.42, 8.42) @ 1732.6 MHz; Calibrated: 3/25/2022
- Sensor-Surface: 1.4mm (Mechanical Surface Detection)
- Phantom: Twin-SAM V8.0 (20deg probe tilt); Type: QD 000 P41 AA; Serial: 1948

**Rear/RMC Rel. 99\_ch 1413/Area Scan (8x14x1):** Measurement grid: dx=15mm, dy=15mm

[Info: Interpolated medium parameters used for SAR evaluation.](#)

Maximum value of SAR (measured) = 1.14 W/kg

**Rear/RMC Rel. 99\_ch 1413/Zoom Scan (5x5x7)/Cube 0:** Measurement grid: dx=8mm, dy=8mm, dz=5mm

Reference Value = 30.64 V/m; Power Drift = 0.03 dB

Peak SAR (extrapolated) = 1.56 W/kg

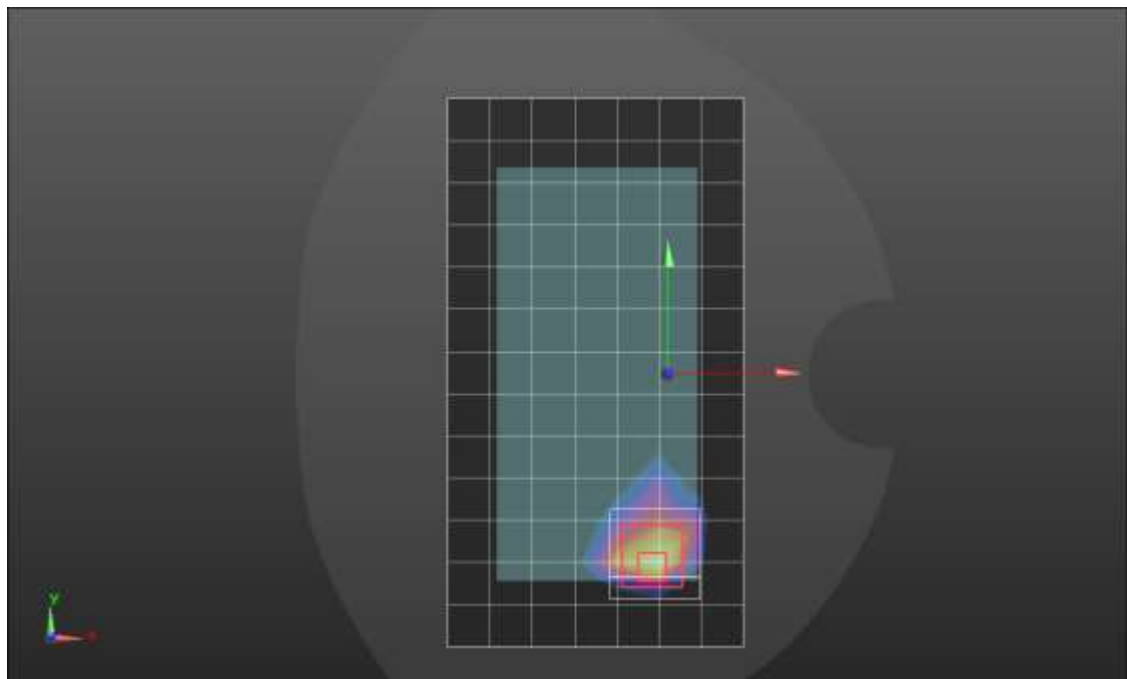
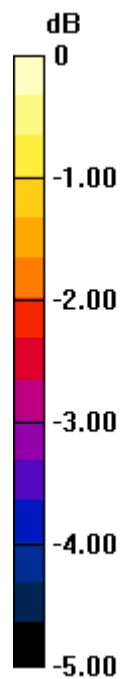
**SAR(1 g) = 0.686 W/kg; SAR(10 g) = 0.357 W/kg**

Smallest distance from peaks to all points 3 dB below = 8 mm

Ratio of SAR at M2 to SAR at M1 = 43.6%

[Info: Interpolated medium parameters used for SAR evaluation.](#)

Maximum value of SAR (measured) = 1.16 W/kg



0 dB = 1.16 W/kg = 0.64 dBW/kg

### W-CDMA Band IV ANT 3

Frequency: 1712.4 MHz; Duty Cycle: 1:1; Room Ambient Temperature: 24.0°C; Liquid Temperature: 23.0°C  
 Medium parameters used (interpolated):  $f = 1712.4$  MHz;  $\sigma = 1.302$  S/m;  $\epsilon_r = 39.106$ ;  $\rho = 1000$  kg/m<sup>3</sup>

Dasy Configuration:

- Area Scan Setting: Find Secondary Maximum within 2.0 dB and with a peak SAR value greater than 0.0012 W/kg
- Electronics: DAE4 Sn1545; Calibrated: 2/23/2022
- Probe: EX3DV4 - SN7500; ConvF(8.42, 8.42, 8.42) @ 1712.4 MHz; Calibrated: 3/25/2022
- Sensor-Surface: 1.4mm (Mechanical Surface Detection)
- Phantom: Twin-SAM V8.0 (20deg probe tilt); Type: QD 000 P41 AA; Serial: 1948

**Edge 4/RMC Rel. 99\_ch 1312/Area Scan (5x14x1):** Measurement grid: dx=15mm, dy=15mm

[Info: Interpolated medium parameters used for SAR evaluation.](#)

Maximum value of SAR (measured) = 0.759 W/kg

**Edge 4/RMC Rel. 99\_ch 1312/Zoom Scan (5x5x7)/Cube 0:** Measurement grid: dx=8mm, dy=8mm, dz=5mm

Reference Value = 25.22 V/m; Power Drift = 0.05 dB

Peak SAR (extrapolated) = 1.62 W/kg

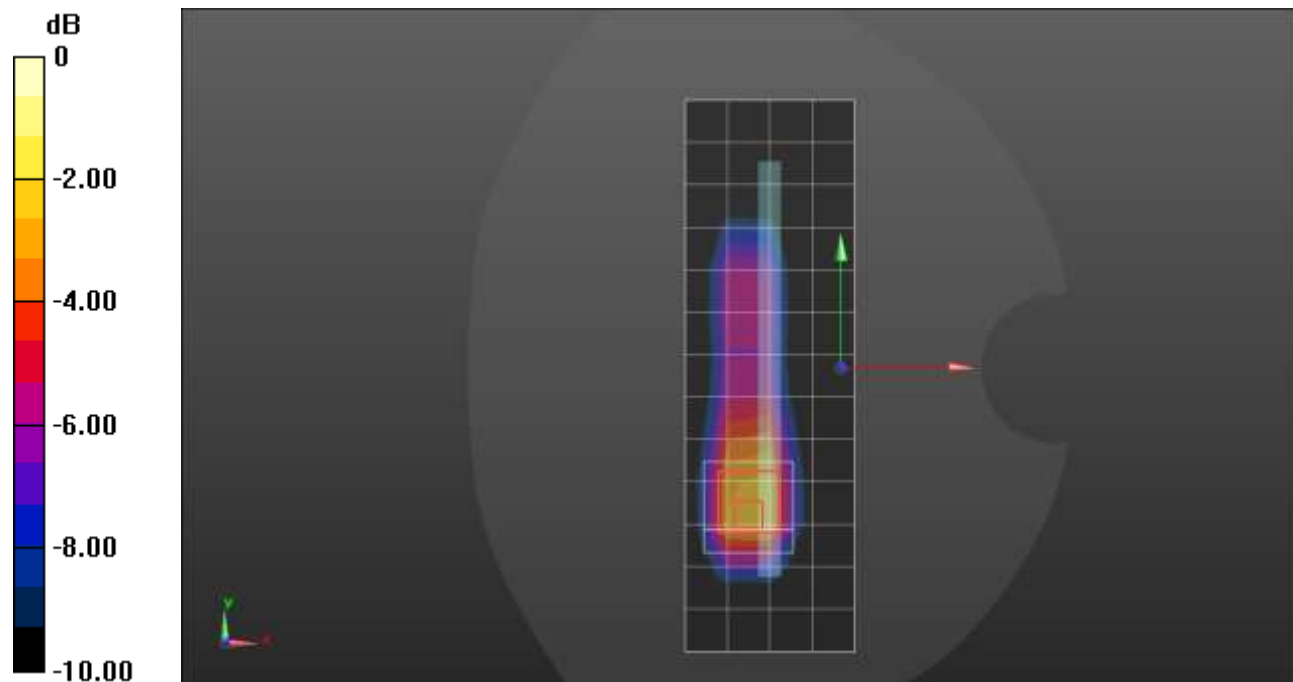
**SAR(1 g) = 0.796 W/kg; SAR(10 g) = 0.404 W/kg**

Smallest distance from peaks to all points 3 dB below = 8.2 mm

Ratio of SAR at M2 to SAR at M1 = 48.7%

[Info: Interpolated medium parameters used for SAR evaluation.](#)

Maximum value of SAR (measured) = 1.30 W/kg



0 dB = 1.30 W/kg = 1.14 dBW/kg

### W-CDMA Band IV ANT 4

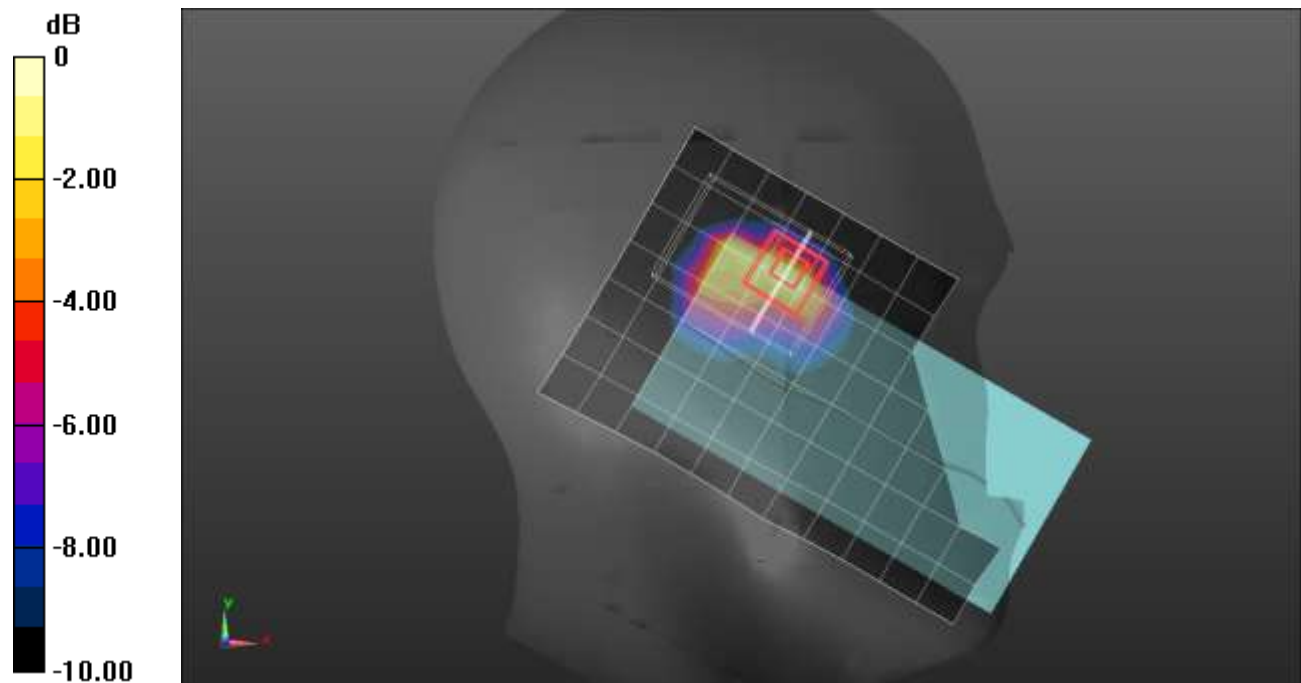
Frequency: 1752.6 MHz; Duty Cycle: 1:1; Room Ambient Temperature: 24.0°C; Liquid Temperature: 23.0°C  
 Medium parameters used (interpolated):  $f = 1752.6$  MHz;  $\sigma = 1.337$  S/m;  $\epsilon_r = 38.938$ ;  $\rho = 1000$  kg/m<sup>3</sup>

Dasy Configuration:

- Area Scan Setting: Find Secondary Maximum within 2.0 dB and with a peak SAR value greater than 0.0012 W/kg
- Electronics: DAE4 Sn1545; Calibrated: 2/23/2022
- Probe: EX3DV4 - SN7500; ConvF(8.42, 8.42, 8.42) @ 1752.6 MHz; Calibrated: 3/25/2022
- Sensor-Surface: 1.4mm (Mechanical Surface Detection)
- Phantom: Twin-SAM V8.0 (20deg probe tilt); Type: QD 000 P41 AA; Serial: 1948

**LHS/Touch\_RMC Rel. 99\_ch 1513/Area Scan (8x14x1):** Measurement grid: dx=15mm, dy=15mm  
 Maximum value of SAR (measured) = 1.35 W/kg

**LHS/Touch\_RMC Rel. 99\_ch 1513/Zoom Scan (6x8x7)/Cube 0:** Measurement grid: dx=8mm, dy=8mm, dz=5mm  
 Reference Value = 33.26 V/m; Power Drift = -0.08 dB  
 Peak SAR (extrapolated) = 1.86 W/kg  
**SAR(1 g) = 0.849 W/kg; SAR(10 g) = 0.405 W/kg**  
 Smallest distance from peaks to all points 3 dB below = 5 mm  
 Ratio of SAR at M2 to SAR at M1 = 46.2%  
 Maximum value of SAR (measured) = 1.59 W/kg



0 dB = 1.59 W/kg = 2.01 dBW/kg

### W-CDMA Band IV ANT 4

Frequency: 1732.6 MHz; Duty Cycle: 1:1; Room Ambient Temperature: 24.0°C; Liquid Temperature: 23.0°C  
 Medium parameters used (interpolated):  $f = 1732.6$  MHz;  $\sigma = 1.345$  S/m;  $\epsilon_r = 38.793$ ;  $\rho = 1000$  kg/m<sup>3</sup>

Dasy Configuration:

- Area Scan Setting: Find Secondary Maximum within 2.0 dB and with a peak SAR value greater than 0.0012 W/kg
- Electronics: DAE4 Sn1545; Calibrated: 2/23/2022
- Probe: EX3DV4 - SN7500; ConvF(8.42, 8.42, 8.42) @ 1732.6 MHz; Calibrated: 3/25/2022
- Sensor-Surface: 1.4mm (Mechanical Surface Detection (Locations From Previous Scan Used)), Sensor-Surface: 1.4mm (Mechanical Surface Detection)
- Phantom: Twin-SAM V8.0 (20deg probe tilt); Type: QD 000 P41 AA; Serial: 1948

**Rear/RMC Rel. 99\_ch 1413/Area Scan (8x13x1):** Measurement grid: dx=15mm, dy=15mm  
 Maximum value of SAR (measured) = 0.907 W/kg

**Rear/RMC Rel. 99\_ch 1413/Zoom Scan (5x5x7)/Cube 0:** Measurement grid: dx=8mm, dy=8mm, dz=5mm

Reference Value = 27.20 V/m; Power Drift = -0.06 dB

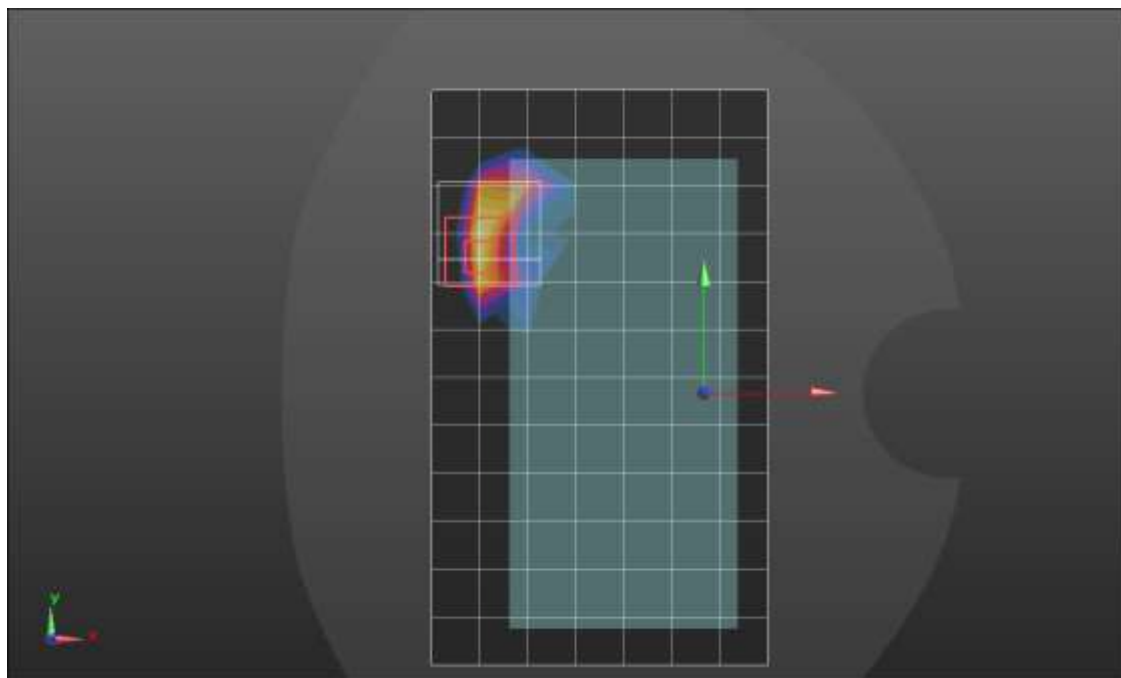
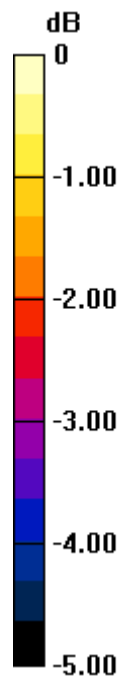
Peak SAR (extrapolated) = 1.14 W/kg

**SAR(1 g) = 0.560 W/kg; SAR(10 g) = 0.273 W/kg**

Smallest distance from peaks to all points 3 dB below = 6.6 mm

Ratio of SAR at M2 to SAR at M1 = 49.1%

Maximum value of SAR (measured) = 0.933 W/kg



0 dB = 0.933 W/kg = -0.30 dBW/kg

### W-CDMA Band IV ANT 4

Frequency: 1752.6 MHz; Duty Cycle: 1:1; Room Ambient Temperature: 24.0°C; Liquid Temperature: 23.0°C  
 Medium parameters used (interpolated):  $f = 1752.6$  MHz;  $\sigma = 1.324$  S/m;  $\epsilon_r = 39.087$ ;  $\rho = 1000$  kg/m<sup>3</sup>

Dasy Configuration:

- Area Scan Setting: Find Secondary Maximum within 2.0 dB and with a peak SAR value greater than 0.0012 W/kg
- Electronics: DAE4 Sn1258; Calibrated: 3/18/2022
- Probe: EX3DV4 - SN7498; ConvF(8.73, 8.73, 8.73) @ 1752.6 MHz; Calibrated: 3/24/2022
- Sensor-Surface: 1.4mm (Mechanical Surface Detection)
- Phantom: Twin-SAM V8.0 (20deg probe tilt); Type: QD 000 P41 AA; Serial: 1948

**Edge 2/RMC Rel. 99\_ch 1513/Area Scan (7x14x1):** Measurement grid: dx=15mm, dy=15mm

[Info: Interpolated medium parameters used for SAR evaluation.](#)

Maximum value of SAR (measured) = 0.752 W/kg

**Edge 2/RMC Rel. 99\_ch 1513/Zoom Scan (5x5x7)/Cube 0:** Measurement grid: dx=8mm, dy=8mm, dz=5mm

Reference Value = 24.79 V/m; Power Drift = 0.17 dB

Peak SAR (extrapolated) = 1.62 W/kg

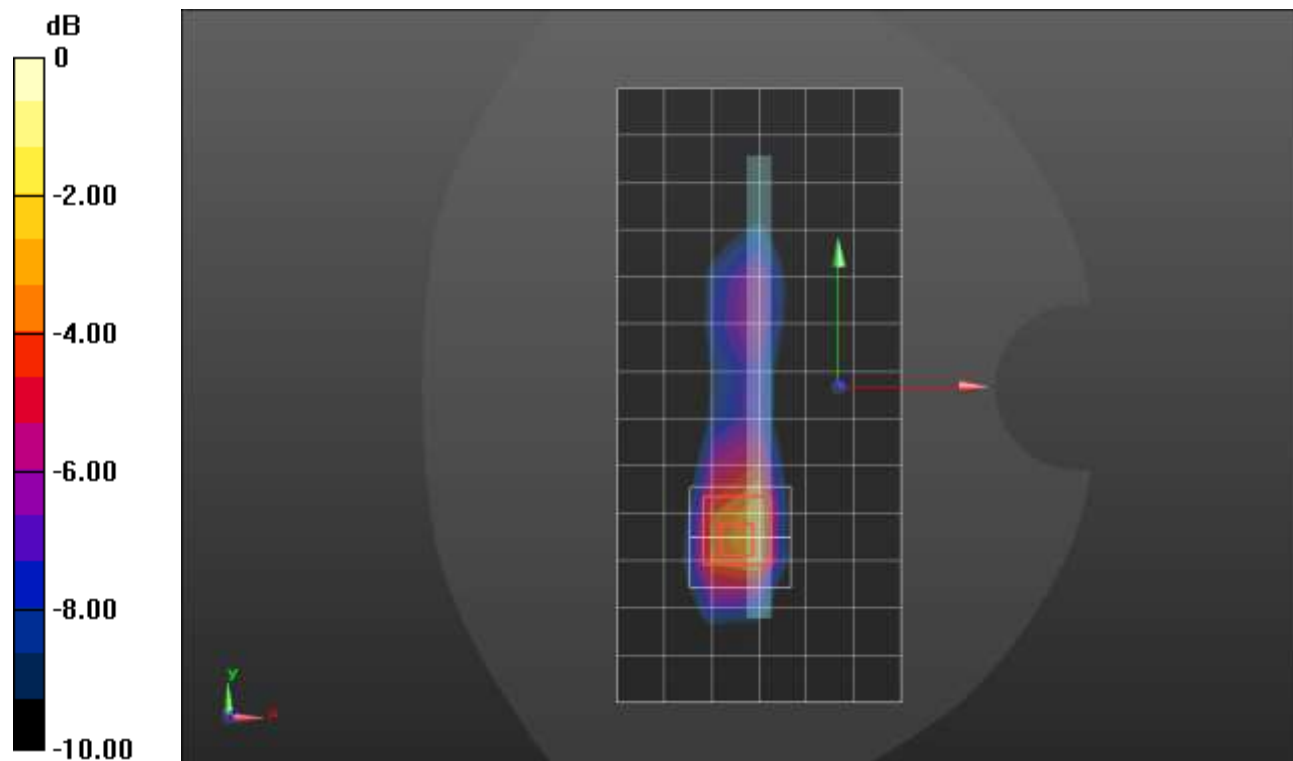
**SAR(1 g) = 0.846 W/kg; SAR(10 g) = 0.403 W/kg**

Smallest distance from peaks to all points 3 dB below = 6.4 mm

Ratio of SAR at M2 to SAR at M1 = 54.5%

[Info: Interpolated medium parameters used for SAR evaluation.](#)

Maximum value of SAR (measured) = 1.38 W/kg



0 dB = 1.38 W/kg = 1.40 dBW/kg

### W-CDMA Band V ANT 1

Frequency: 836.6 MHz; Duty Cycle: 1:1; Room Ambient Temperature: 24.0°C; Liquid Temperature: 23.0°C  
 Medium parameters used (interpolated):  $f = 836.6$  MHz;  $\sigma = 0.924$  S/m;  $\epsilon_r = 43.186$ ;  $\rho = 1000$  kg/m<sup>3</sup>

Dasy Configuration:

- Area Scan Setting: Find Secondary Maximum within 2.0 dB and with a peak SAR value greater than 0.0012 W/kg
- Electronics: DAE4 Sn1548; Calibrated: 2/23/2022
- Probe: EX3DV4 - SN7482; ConvF(9.01, 9.01, 9.01) @ 836.6 MHz; Calibrated: 4/26/2022
- Sensor-Surface: 1.4mm (Mechanical Surface Detection)
- Phantom: SAM with CRP; Type: SAM; Serial: 1751

**RHS/Touch\_RMC Rel. 99\_ch 4183/Area Scan (8x13x1):** Measurement grid: dx=15mm, dy=15mm

[Info: Interpolated medium parameters used for SAR evaluation.](#)

Maximum value of SAR (measured) = 0.309 W/kg

**RHS/Touch\_RMC Rel. 99\_ch 4183/Zoom Scan (5x5x7)/Cube 0:** Measurement grid: dx=8mm, dy=8mm, dz=5mm

Reference Value = 17.22 V/m; Power Drift = 0.02 dB

Peak SAR (extrapolated) = 0.388 W/kg

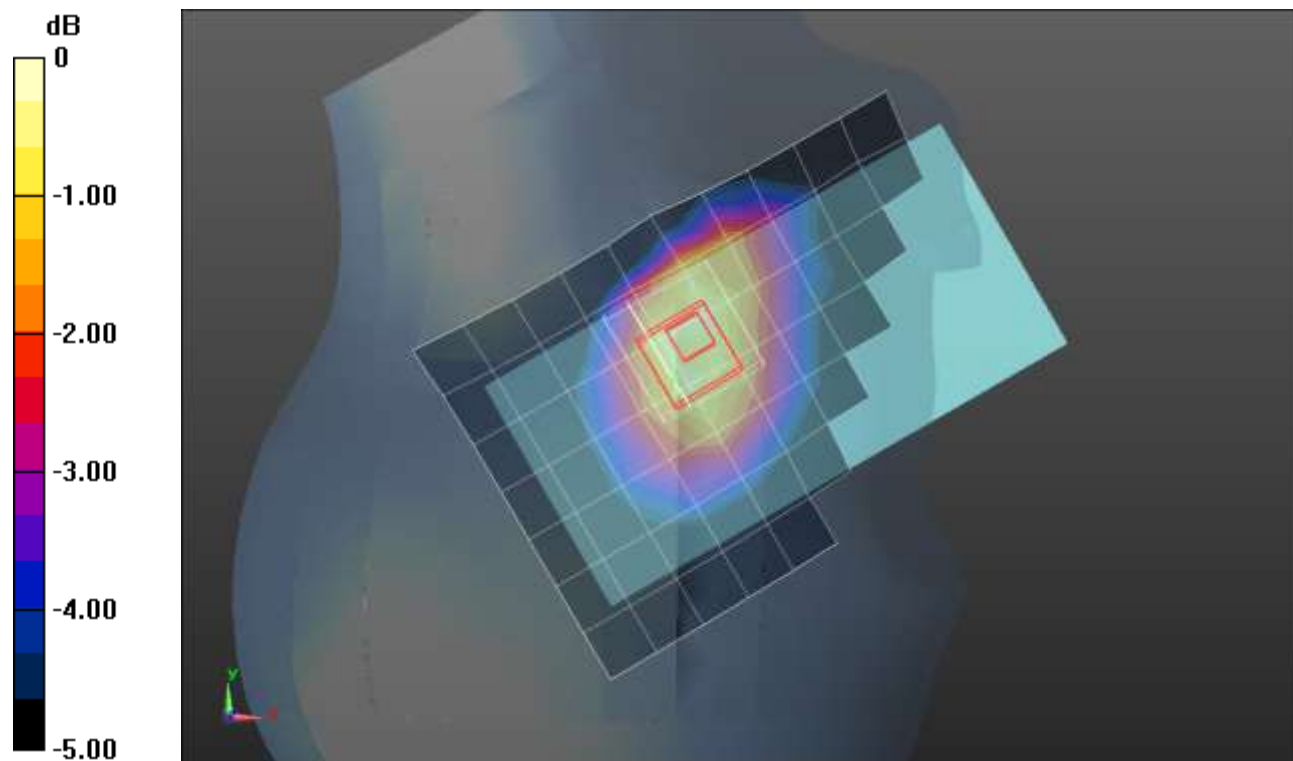
**SAR(1 g) = 0.266 W/kg; SAR(10 g) = 0.201 W/kg**

Smallest distance from peaks to all points 3 dB below = 22.1 mm

Ratio of SAR at M2 to SAR at M1 = 68.4%

[Info: Interpolated medium parameters used for SAR evaluation.](#)

Maximum value of SAR (measured) = 0.339 W/kg



0 dB = 0.339 W/kg = -4.70 dBW/kg

## W-CDMA Band V ANT 1

Frequency: 836.6 MHz; Duty Cycle: 1:1; Room Ambient Temperature: 24.0°C; Liquid Temperature: 23.0°C  
 Medium parameters used (interpolated):  $f = 836.6$  MHz;  $\sigma = 0.913$  S/m;  $\epsilon_r = 40.072$ ;  $\rho = 1000$  kg/m<sup>3</sup>

Dasy Configuration:

- Area Scan Setting: Find Secondary Maximum within 2.0 dB and with a peak SAR value greater than 0.0012 W/kg
- Electronics: DAE4 Sn1548; Calibrated: 2/23/2022
- Probe: EX3DV4 - SN7482; ConvF(9.01, 9.01, 9.01); Calibrated: 4/26/2022;
- Sensor-Surface: 1.4mm (Mechanical Surface Detection)
- Phantom: SAM with CRP; Type: SAM; Serial: 1751

**Rear/RMC Rel. 99\_ch 4183/Area Scan (8x14x1):** Measurement grid: dx=15mm, dy=15mm

[Info: Interpolated medium parameters used for SAR evaluation.](#)

Maximum value of SAR (measured) = 1.03 W/kg

**Rear/RMC Rel. 99\_ch 4183/Zoom Scan (5x5x7)/Cube 0:** Measurement grid: dx=8mm, dy=8mm, dz=5mm

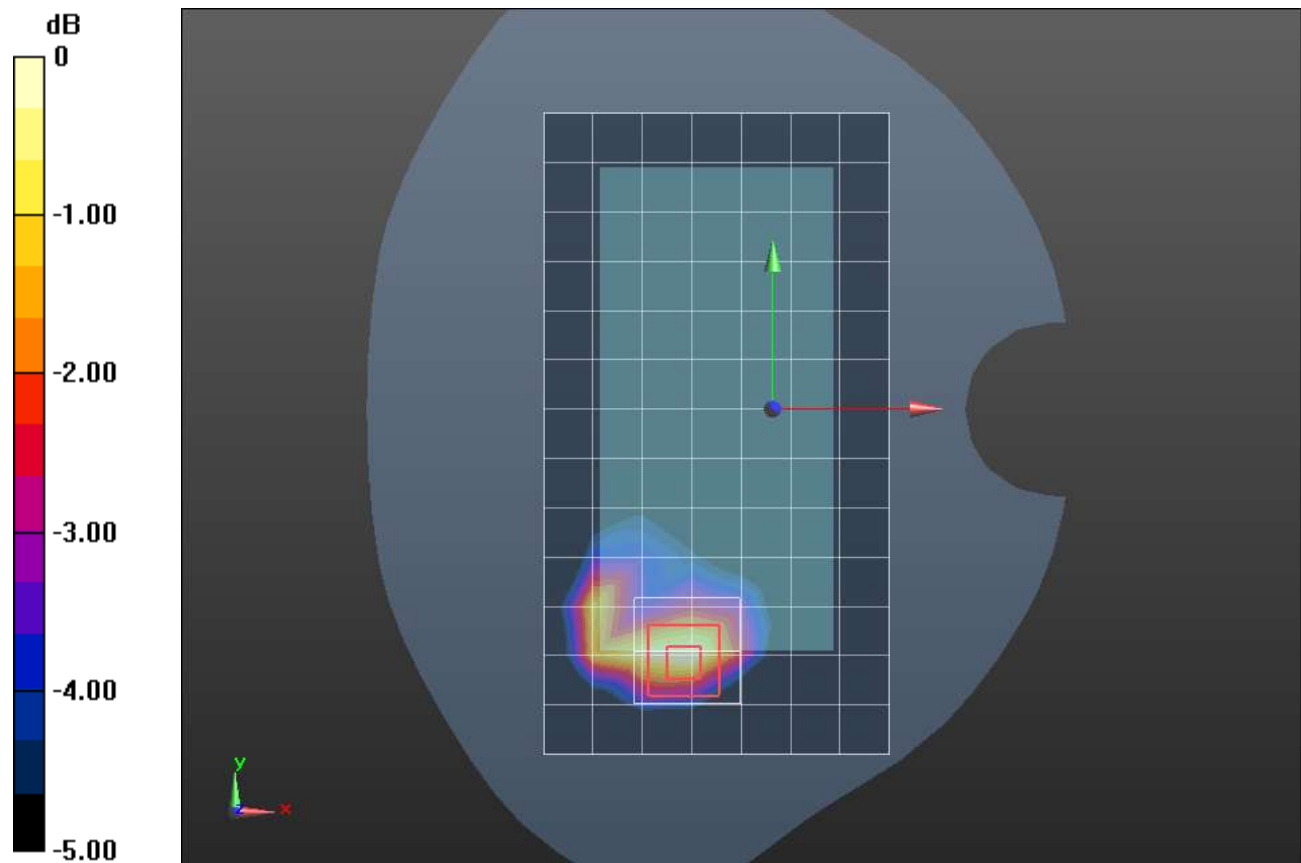
Reference Value = 30.08 V/m; Power Drift = -0.04 dB

Peak SAR (extrapolated) = 1.32 W/kg

**SAR(1 g) = 0.607 W/kg; SAR(10 g) = 0.321 W/kg**

[Info: Interpolated medium parameters used for SAR evaluation.](#)

Maximum value of SAR (measured) = 0.975 W/kg



0 dB = 0.975 W/kg = -0.11 dBW/kg



### W-CDMA Band V ANT 1

Frequency: 836.6 MHz; Duty Cycle: 1:1; Room Ambient Temperature: 24.0°C; Liquid Temperature: 23.0°C  
 Medium parameters used (interpolated):  $f = 836.6$  MHz;  $\sigma = 0.924$  S/m;  $\epsilon_r = 43.186$ ;  $\rho = 1000$  kg/m<sup>3</sup>

Dasy Configuration:

- Area Scan Setting: Find Secondary Maximum within 2.0 dB and with a peak SAR value greater than 0.0012 W/kg
- Electronics: DAE4 Sn1548; Calibrated: 2/23/2022
- Probe: EX3DV4 - SN7482; ConvF(9.01, 9.01, 9.01); Calibrated: 4/26/2022;
- Sensor-Surface: 1.4mm (Mechanical Surface Detection)
- Phantom: SAM with CRP; Type: SAM; Serial: 1751

#### Edge 2/RMC Rel. 99\_ch 4183/Area Scan (6x14x1):

Measurement grid: dx=15mm, dy=15mm

[Info: Interpolated medium parameters used for SAR evaluation.](#)

Maximum value of SAR (measured) = 0.885 W/kg

#### Edge 2/RMC Rel. 99\_ch 4183/Zoom Scan (5x5x7)/Cube 0:

Measurement grid: dx=8mm, dy=8mm, dz=5mm

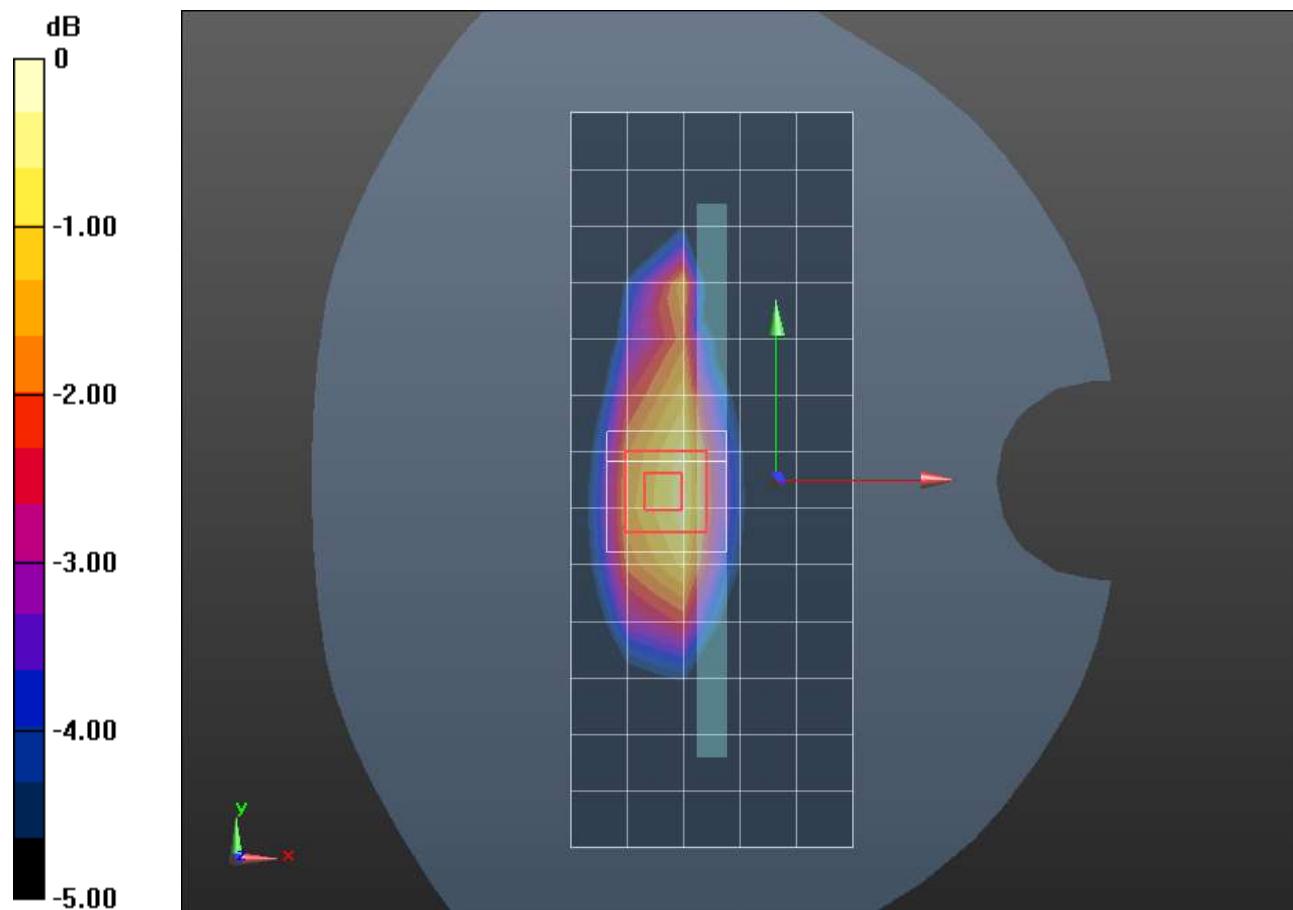
Reference Value = 32.28 V/m; Power Drift = 0.11 dB

Peak SAR (extrapolated) = 1.17 W/kg

**SAR(1 g) = 0.685 W/kg; SAR(10 g) = 0.440 W/kg**

[Info: Interpolated medium parameters used for SAR evaluation.](#)

Maximum value of SAR (measured) = 0.978 W/kg



0 dB = 0.978 W/kg = -0.10 dBW/kg

## W-CDMA Band V ANT 2

Frequency: 846.6 MHz; Duty Cycle: 1:1; Room Ambient Temperature: 24.0°C; Liquid Temperature: 23.0°C  
 Medium parameters used (interpolated):  $f = 846.6 \text{ MHz}$ ;  $\sigma = 0.877 \text{ S/m}$ ;  $\epsilon_r = 40.054$ ;  $\rho = 1000 \text{ kg/m}^3$

Dasy Configuration:

- Area Scan Setting: Find Secondary Maximum within 2.0 dB and with a peak SAR value greater than 0.0012 W/kg
- Electronics: DAE4 Sn1263; Calibrated: 10/12/2021
- Probe: EX3DV4 - SN7589; ConvF(10.09, 10.09, 10.09) @ 846.6 MHz; Calibrated: 4/28/2022
- Sensor-Surface: 1.4mm (Mechanical Surface Detection)
- Phantom: Twin-SAM V8.0 (20deg probe tilt); Type: QD 000 P41 Ax; Serial: xxxx

**RHS/Touch\_RMC Rel. 99\_ch 4233/Area Scan (9x14x1):** Measurement grid: dx=15mm, dy=15mm

[Info: Interpolated medium parameters used for SAR evaluation.](#)

Maximum value of SAR (measured) = 1.06 W/kg

**RHS/Touch\_RMC Rel. 99\_ch 4233/Zoom Scan (5x5x7)/Cube 0:** Measurement grid: dx=8mm, dy=8mm, dz=5mm

Reference Value = 33.63 V/m; Power Drift = 0.00 dB

Peak SAR (extrapolated) = 1.52 W/kg

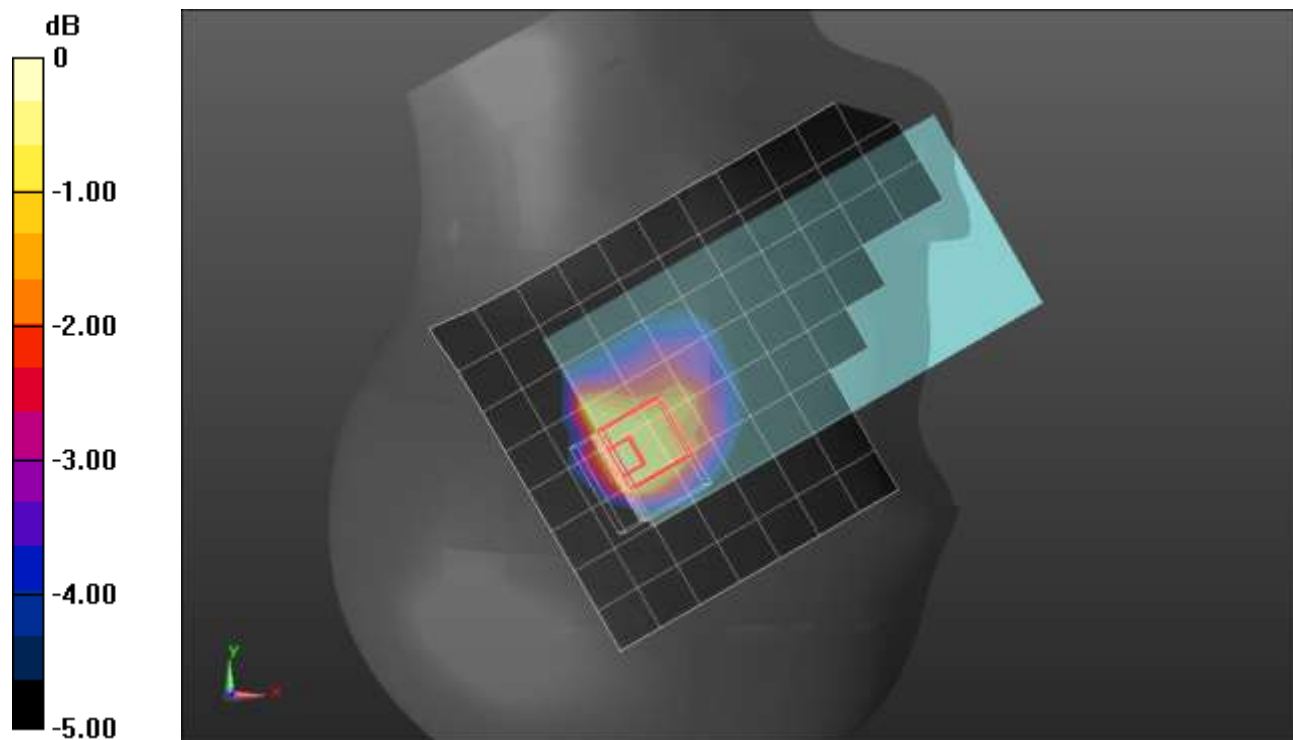
**SAR(1 g) = 0.856 W/kg; SAR(10 g) = 0.561 W/kg**

Smallest distance from peaks to all points 3 dB below = 9.3 mm

Ratio of SAR at M2 to SAR at M1 = 54.1%

[Info: Interpolated medium parameters used for SAR evaluation.](#)

Maximum value of SAR (measured) = 1.21 W/kg



0 dB = 1.21 W/kg = 0.83 dBW/kg

## W-CDMA Band V ANT 2

Frequency: 836.6 MHz; Duty Cycle: 1:1; Room Ambient Temperature: 24.0°C; Liquid Temperature: 23.0°C  
 Medium parameters used (interpolated):  $f = 836.6$  MHz;  $\sigma = 0.945$  S/m;  $\epsilon_r = 39.527$ ;  $\rho = 1000$  kg/m<sup>3</sup>

Dasy Configuration:

- Area Scan Setting: Find Secondary Maximum within 2.0 dB and with a peak SAR value greater than 0.0012 W/kg
- Electronics: DAE4 Sn1548; Calibrated: 2/23/2022
- Probe: EX3DV4 - SN7482; ConvF(9.01, 9.01, 9.01); Calibrated: 4/26/2022;
- Sensor-Surface: 1.4mm (Mechanical Surface Detection)
- Phantom: SAM with CRP; Type: SAM; Serial: 1751

**Rear/RMC Rel. 99\_ch 4183/Area Scan (8x14x1):** Measurement grid: dx=15mm, dy=15mm

[Info: Interpolated medium parameters used for SAR evaluation.](#)

Maximum value of SAR (measured) = 0.737 W/kg

**Rear/RMC Rel. 99\_ch 4183/Zoom Scan (6x6x7)/Cube 0:** Measurement grid: dx=8mm, dy=8mm, dz=5mm

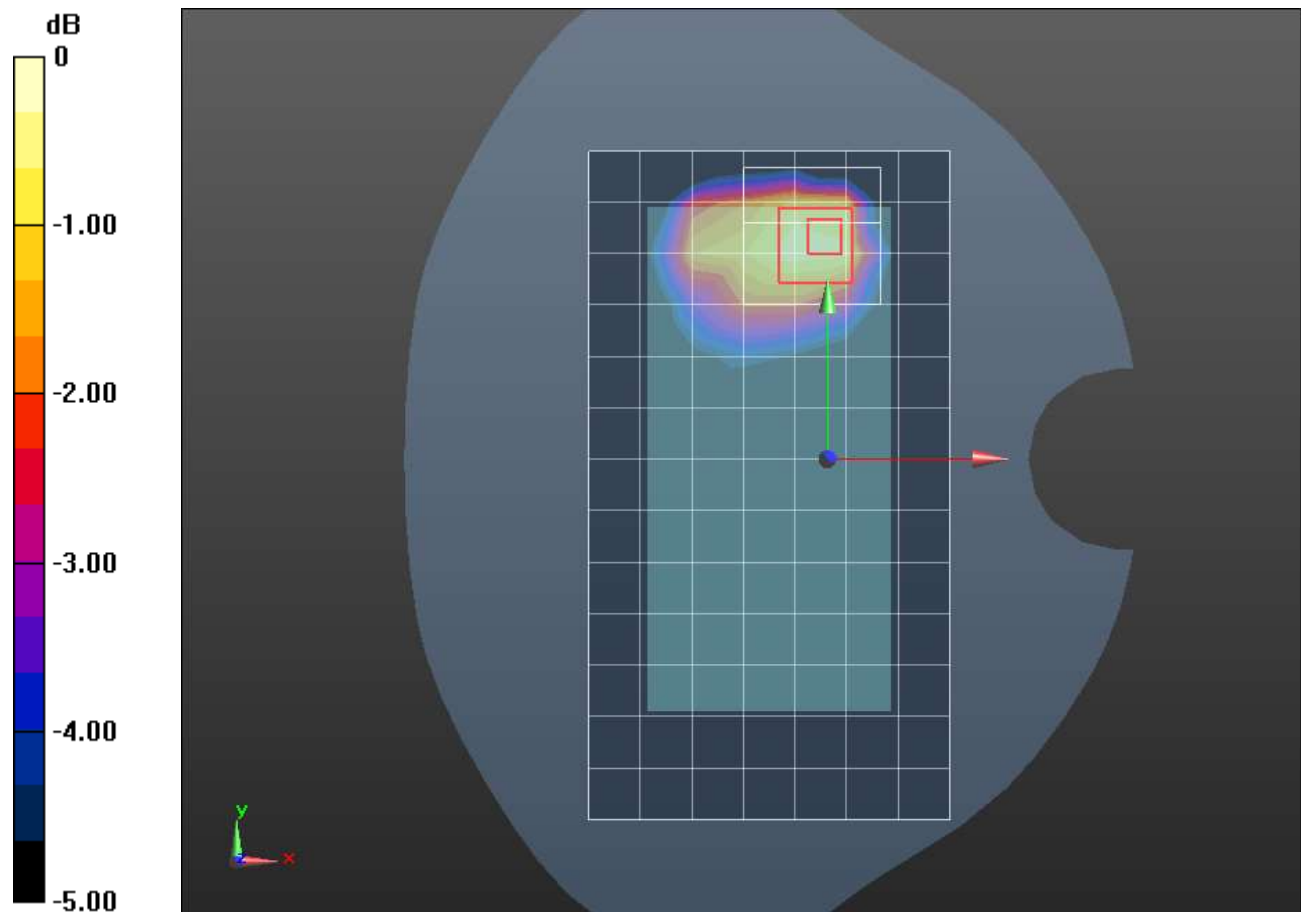
Reference Value = 25.74 V/m; Power Drift = 0.14 dB

Peak SAR (extrapolated) = 1.02 W/kg

**SAR(1 g) = 0.574 W/kg; SAR(10 g) = 0.353 W/kg**

[Info: Interpolated medium parameters used for SAR evaluation.](#)

Maximum value of SAR (measured) = 0.812 W/kg



0 dB = 0.812 W/kg = -0.90 dBW/kg

## LTE Band 5 ANT 1

Frequency: 836.5 MHz; Duty Cycle: 1:1; Room Ambient Temperature: 24.0°C; Liquid Temperature: 23.0°C  
 Medium parameters used (interpolated):  $f = 836.5$  MHz;  $\sigma = 0.924$  S/m;  $\epsilon_r = 43.186$ ;  $\rho = 1000$  kg/m<sup>3</sup>

Dasy Configuration:

- Area Scan Setting: Find Secondary Maximum within 2.0 dB and with a peak SAR value greater than 0.0012 W/kg
- Electronics: DAE4 Sn1548; Calibrated: 2/23/2022
- Probe: EX3DV4 - SN7482; ConvF(9.01, 9.01, 9.01); Calibrated: 4/26/2022;
- Sensor-Surface: 1.4mm (Mechanical Surface Detection)
- Phantom: SAM with CRP; Type: SAM; Serial: 1751

**RHS/Touch\_QPSK RB 1,25 Ch 20525/Area Scan (8x13x1):** Measurement grid: dx=15mm, dy=15mm

[Info: Interpolated medium parameters used for SAR evaluation.](#)

Maximum value of SAR (measured) = 0.350 W/kg

**RHS/Touch\_QPSK RB 1,25 Ch 20525/Zoom Scan (6x6x7)/Cube 0:** Measurement grid: dx=8mm, dy=8mm, dz=5mm

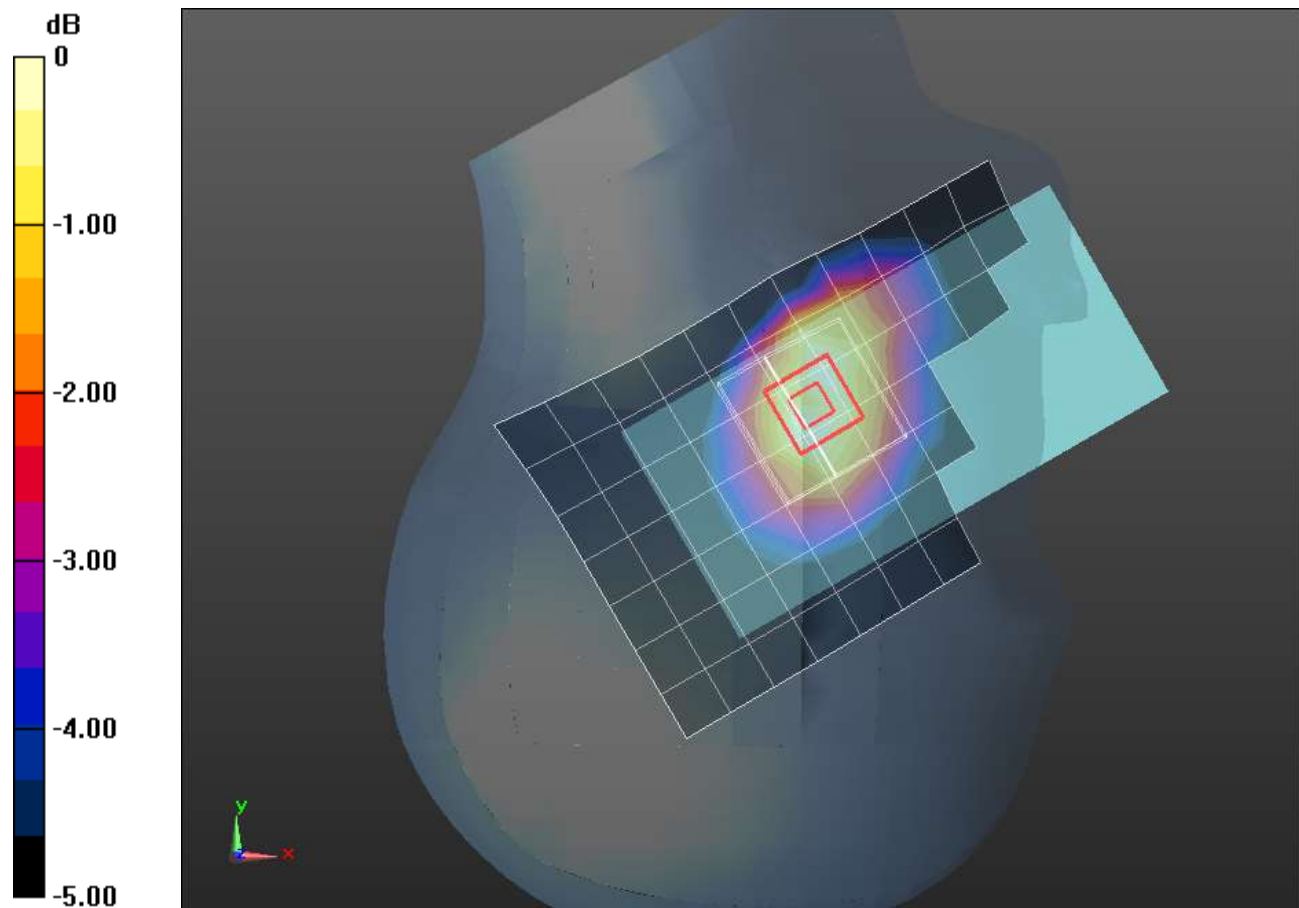
Reference Value = 19.45 V/m; Power Drift = 0.07 dB

Peak SAR (extrapolated) = 0.375 W/kg

**SAR(1 g) = 0.271 W/kg; SAR(10 g) = 0.206 W/kg**

[Info: Interpolated medium parameters used for SAR evaluation.](#)

Maximum value of SAR (measured) = 0.334 W/kg



0 dB = 0.334 W/kg = -4.76 dBW/kg

### LTE Band 5 ANT 1

Frequency: 836.5 MHz; Duty Cycle: 1:1; Room Ambient Temperature: 24.0°C; Liquid Temperature: 23.0°C  
 Medium parameters used (interpolated):  $f = 836.5$  MHz;  $\sigma = 0.924$  S/m;  $\epsilon_r = 43.186$ ;  $\rho = 1000$  kg/m<sup>3</sup>

Dasy Configuration:

- Area Scan Setting: Find Secondary Maximum within 2.0 dB and with a peak SAR value greater than 0.0012 W/kg
- Electronics: DAE4 Sn1548; Calibrated: 2/23/2022
- Probe: EX3DV4 - SN7482; ConvF(9.01, 9.01, 9.01); Calibrated: 4/26/2022;
- Sensor-Surface: 1.4mm (Mechanical Surface Detection)
- Phantom: SAM with CRP; Type: SAM; Serial: 1751

**Rear/QPSK RB 1,25 Ch 20525/Area Scan (9x14x1):** Measurement grid: dx=15mm, dy=15mm

[Info: Interpolated medium parameters used for SAR evaluation.](#)

Maximum value of SAR (measured) = 1.21 W/kg

**Rear/QPSK RB 1,25 Ch 20525/Zoom Scan (5x5x7)/Cube 0:** Measurement grid: dx=8mm, dy=8mm, dz=5mm

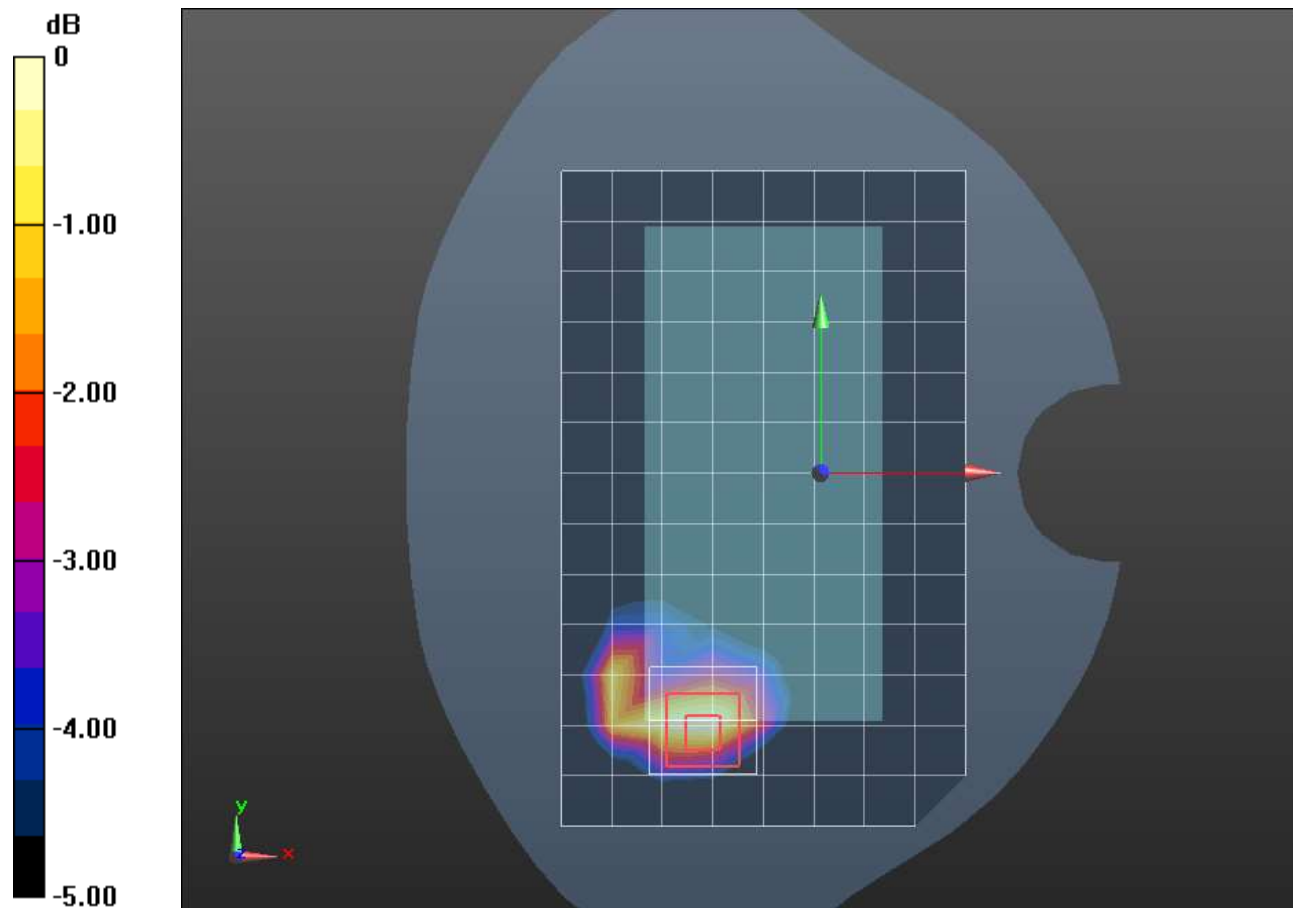
Reference Value = 37.74 V/m; Power Drift = -0.04 dB

Peak SAR (extrapolated) = 1.60 W/kg

**SAR(1 g) = 0.710 W/kg; SAR(10 g) = 0.371 W/kg**

[Info: Interpolated medium parameters used for SAR evaluation.](#)

Maximum value of SAR (measured) = 1.14 W/kg



0 dB = 1.14 W/kg = 0.57 dBW/kg

## LTE Band 5 ANT 2

Frequency: 836.5 MHz; Duty Cycle: 1:1; Room Ambient Temperature: 24.0°C; Liquid Temperature: 23.0°C  
 Medium parameters used (interpolated):  $f = 836.5$  MHz;  $\sigma = 0.935$  S/m;  $\epsilon_r = 42.856$ ;  $\rho = 1000$  kg/m<sup>3</sup>

Dasy Configuration:

- Area Scan Setting: Find Secondary Maximum within 2.0 dB and with a peak SAR value greater than 0.0012 W/kg
- Electronics: DAE4 Sn1548; Calibrated: 2/23/2022
- Probe: EX3DV4 - SN7482; ConvF(9.01, 9.01, 9.01); Calibrated: 4/26/2022;
- Sensor-Surface: 1.4mm (Mechanical Surface Detection)
- Phantom: SAM with CRP; Type: SAM; Serial: 1751

**RHS/Touch\_QPSK RB 50,0 Ch 20525/Area Scan (8x13x1):** Measurement grid: dx=15mm, dy=15mm

[Info: Interpolated medium parameters used for SAR evaluation.](#)

Maximum value of SAR (measured) = 1.20 W/kg

**RHS/Touch\_QPSK RB 50,0 Ch 20525/Zoom Scan (5x5x7)/Cube 0:** Measurement grid: dx=8mm, dy=8mm, dz=5mm

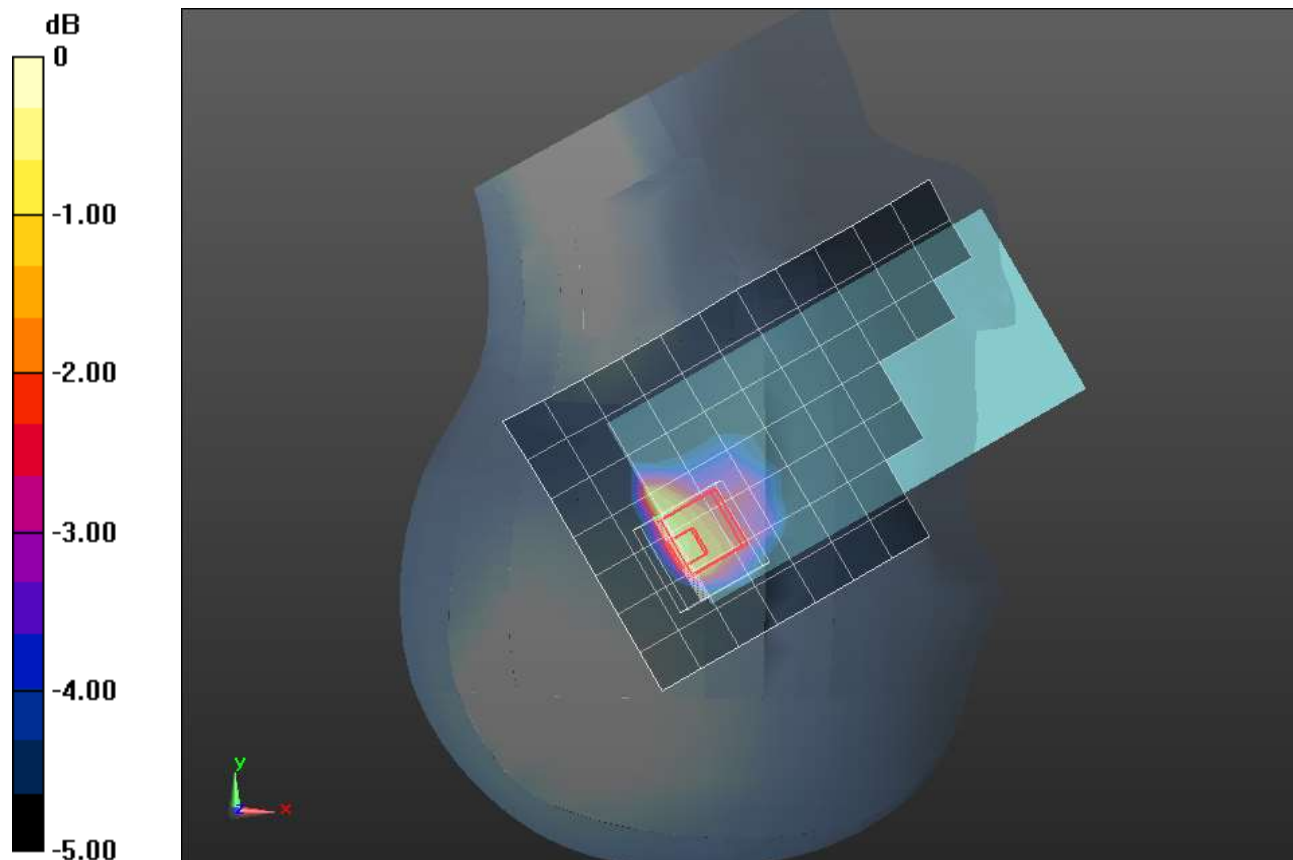
Reference Value = 34.68 V/m; Power Drift = 0.07 dB

Peak SAR (extrapolated) = 1.94 W/kg

**SAR(1 g) = 0.828 W/kg; SAR(10 g) = 0.507 W/kg**

[Info: Interpolated medium parameters used for SAR evaluation.](#)

Maximum value of SAR (measured) = 1.41 W/kg



0 dB = 1.41 W/kg = 1.49 dBW/kg

## LTE Band 5 ANT 2

Frequency: 836.5 MHz; Duty Cycle: 1:1; Room Ambient Temperature: 24.0°C; Liquid Temperature: 23.0°C  
 Medium parameters used (interpolated):  $f = 836.5$  MHz;  $\sigma = 0.908$  S/m;  $\epsilon_r = 39.575$ ;  $\rho = 1000$  kg/m<sup>3</sup>

Dasy Configuration:

- Area Scan Setting: Find Secondary Maximum within 2.0 dB and with a peak SAR value greater than 0.0012 W/kg
- Electronics: DAE4 Sn1263; Calibrated: 10/12/2021
- Probe: EX3DV4 - SN7589; ConvF(10.09, 10.09, 10.09) @ 836.5 MHz; Calibrated: 4/28/2022
- Sensor-Surface: 1.4mm (Mechanical Surface Detection)
- Phantom: Twin-SAM V8.0 (20deg probe tilt); Type: QD 000 P41 Ax; Serial: xxxx

**Rear/QPSK RB 1,25 Ch 20525/Area Scan (9x14x1):** Measurement grid: dx=15mm, dy=15mm

[Info: Interpolated medium parameters used for SAR evaluation.](#)

Maximum value of SAR (measured) = 0.531 W/kg

**Rear/QPSK RB 1,25 Ch 20525/Zoom Scan (5x5x7)/Cube 0:** Measurement grid: dx=8mm, dy=8mm, dz=5mm

Reference Value = 25.39 V/m; Power Drift = -0.11 dB

Peak SAR (extrapolated) = 0.681 W/kg

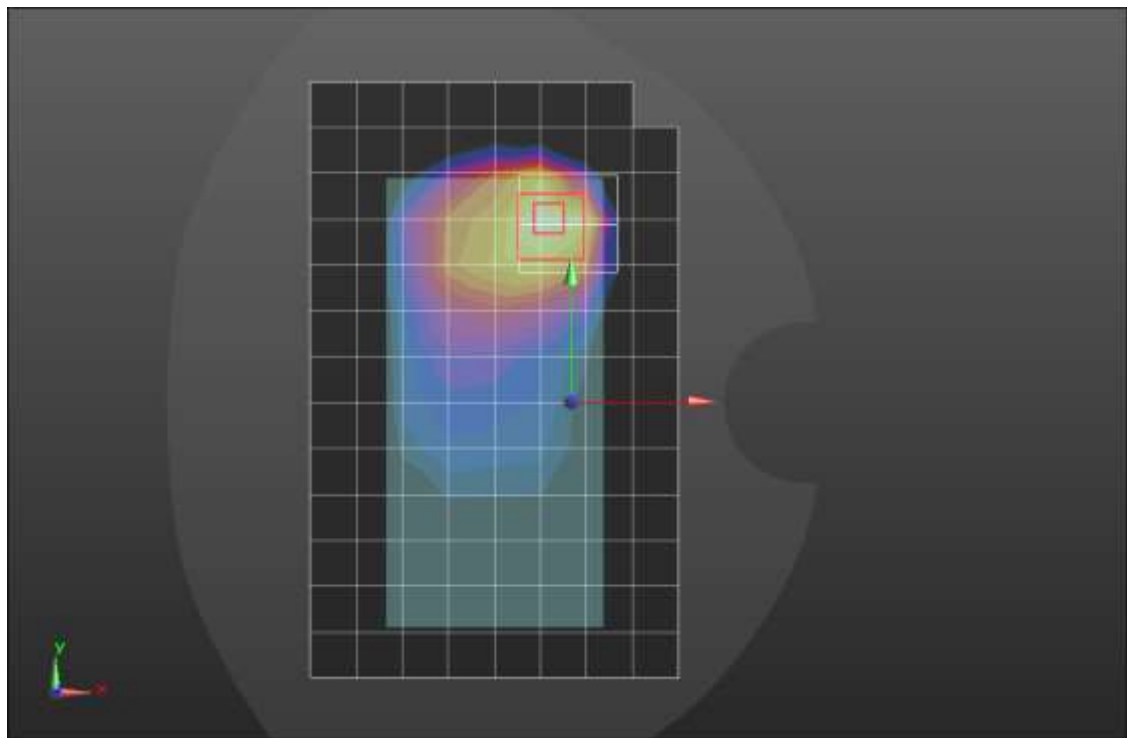
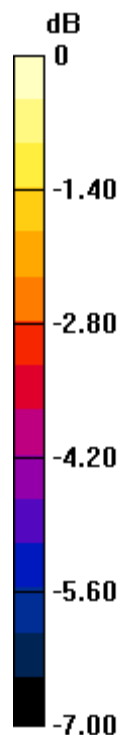
**SAR(1 g) = 0.404 W/kg; SAR(10 g) = 0.243 W/kg**

Smallest distance from peaks to all points 3 dB below = 12.2 mm

Ratio of SAR at M2 to SAR at M1 = 65%

[Info: Interpolated medium parameters used for SAR evaluation.](#)

Maximum value of SAR (measured) = 0.538 W/kg



0 dB = 0.538 W/kg = -2.69 dBW/kg

### LTE Band 7 ANT 1

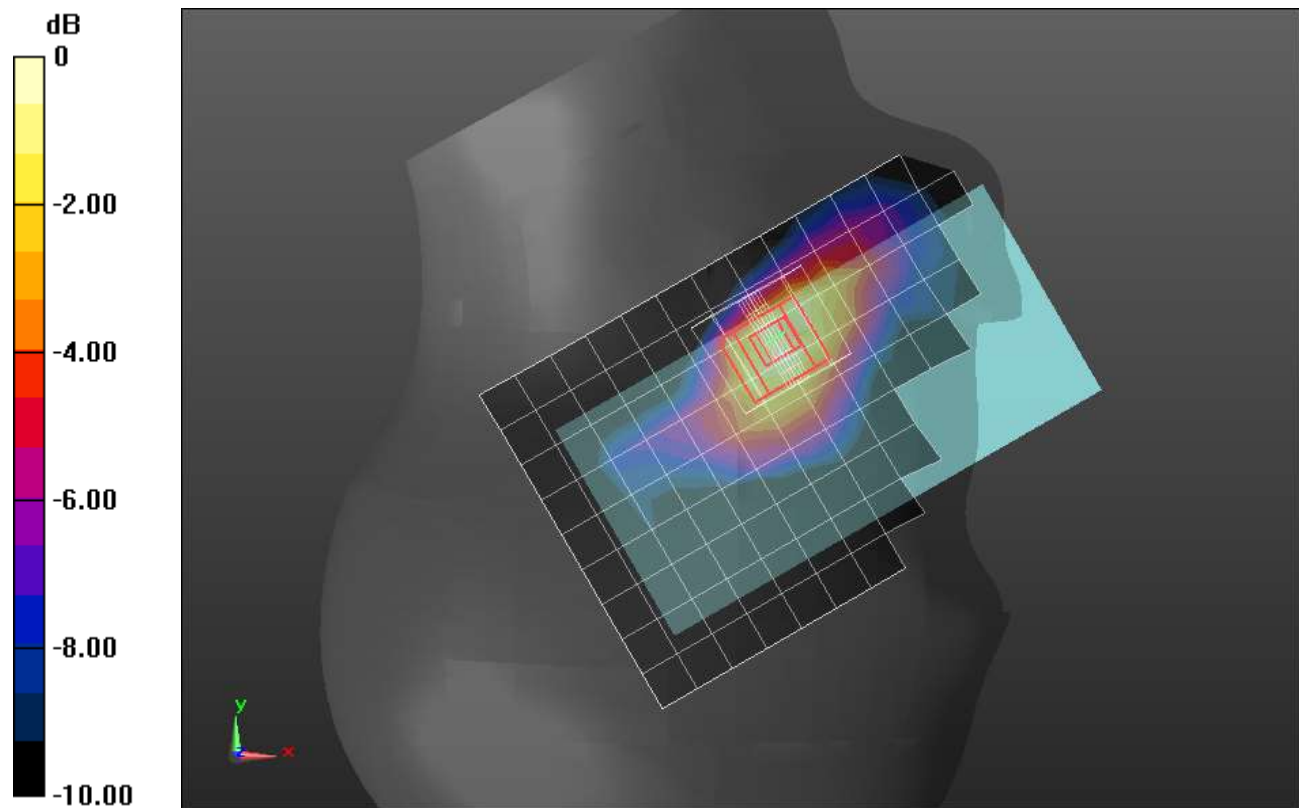
Frequency: 2535 MHz; Duty Cycle: 1:1; Room Ambient Temperature: 24.0°C; Liquid Temperature: 23.0°C  
 Medium parameters used:  $f = 2535 \text{ MHz}$ ;  $\sigma = 1.964 \text{ S/m}$ ;  $\epsilon_r = 37.786$ ;  $\rho = 1000 \text{ kg/m}^3$

Dasy Configuration:

- Area Scan Setting: Find Secondary Maximum within 2.0 dB and with a peak SAR value greater than 0.0012 W/kg
- Electronics: DAE4 Sn1352; Calibrated: 11/9/2021
- Probe: EX3DV4 - SN3773; ConvF(7.08, 7.08, 7.08) @ 2535 MHz; Calibrated: 2/28/2022
- Sensor-Surface: 1.4mm (Mechanical Surface Detection)
- Phantom: Twin-SAM V5.0 (30deg probe tilt); Type: QD 000 P40 CD; Serial: 1740

**RHS/Touch\_QPSK RB 1,49 Ch 21100/Area Scan (10x17x1):** Measurement grid:  $dx=12\text{mm}$ ,  $dy=12\text{mm}$   
 Maximum value of SAR (measured) = 0.783 W/kg

**RHS/Touch\_QPSK RB 1,49 Ch 21100/Zoom Scan (7x7x7)/Cube 0:** Measurement grid:  $dx=5\text{mm}$ ,  $dy=5\text{mm}$ ,  $dz=5\text{mm}$   
 Reference Value = 18.10 V/m; Power Drift = 0.14 dB  
 Peak SAR (extrapolated) = 1.05 W/kg  
**SAR(1 g) = 0.588 W/kg; SAR(10 g) = 0.320 W/kg**  
 Smallest distance from peaks to all points 3 dB below = 11.9 mm  
 Ratio of SAR at M2 to SAR at M1 = 56.5%  
 Maximum value of SAR (measured) = 0.871 W/kg



0 dB = 0.871 W/kg = -0.60 dBW/kg



### LTE Band 7 ANT 1

Frequency: 2510 MHz; Duty Cycle: 1:1; Room Ambient Temperature: 24.0°C; Liquid Temperature: 23.0°C  
Medium parameters used:  $f = 2510$  MHz;  $\sigma = 1.849$  S/m;  $\epsilon_r = 37.674$ ;  $\rho = 1000$  kg/m<sup>3</sup>

Dasy Configuration:

- Area Scan Setting: Find Secondary Maximum within 2.0 dB and with a peak SAR value greater than 0.0012 W/kg
- Electronics: DAE4 Sn1359; Calibrated: 1/7/2022
- Probe: EX3DV4 - SN3991; ConvF(7.9, 7.9, 7.9) @ 2510 MHz; Calibrated: 8/20/2021
- Sensor-Surface: 1.4mm (Mechanical Surface Detection)
- Phantom: Twin-SAM V8.0 (20deg probe tilt); Type: QD 000 P41 AA; Serial: 1956

**Rear/QPSK RB 1,49 Ch 20850/Area Scan (10x16x1):** Measurement grid: dx=12mm, dy=12mm  
Maximum value of SAR (measured) = 1.14 W/kg

**Rear/QPSK RB 1,49 Ch 20850/Zoom Scan (7x7x7)/Cube 0:** Measurement grid: dx=5mm, dy=5mm, dz=5mm

Reference Value = 23.18 V/m; Power Drift = -0.12 dB

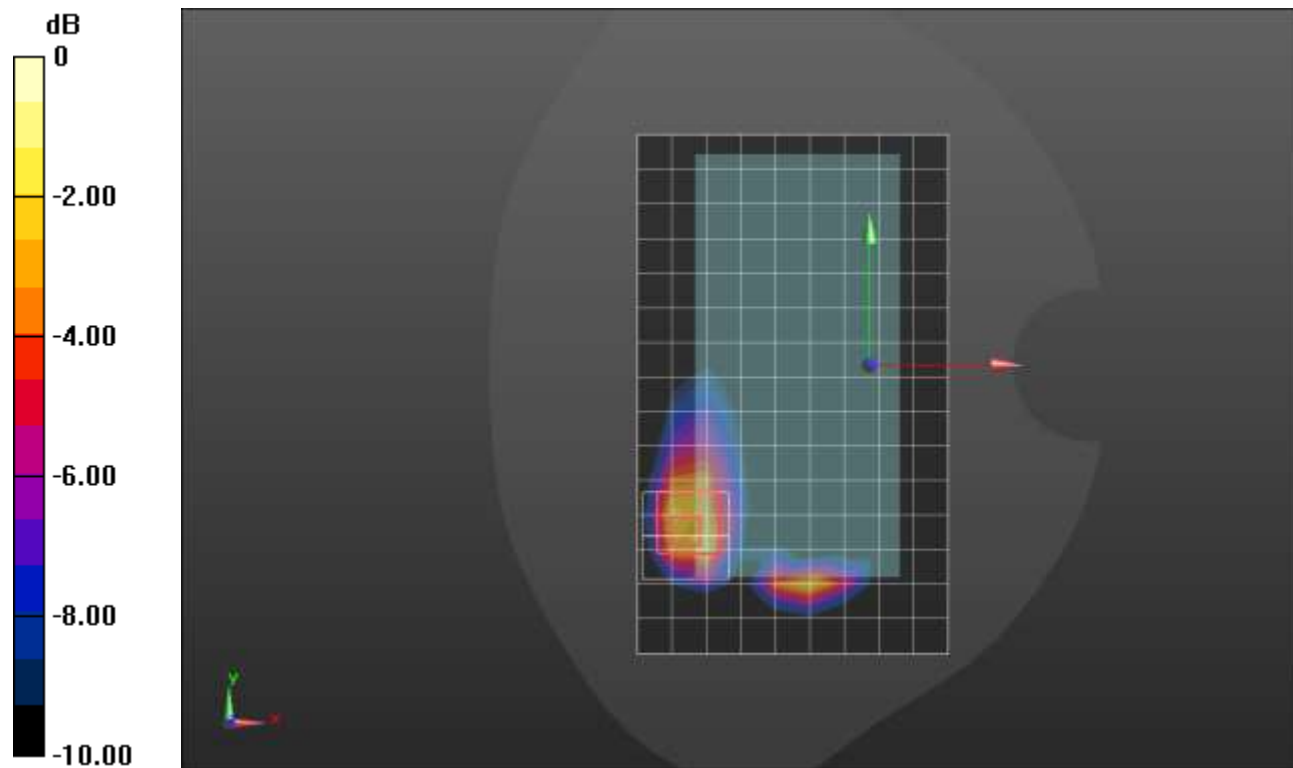
Peak SAR (extrapolated) = 2.03 W/kg

**SAR(1 g) = 0.863 W/kg; SAR(10 g) = 0.379 W/kg**

Smallest distance from peaks to all points 3 dB below = 7.1 mm

Ratio of SAR at M2 to SAR at M1 = 43%

Maximum value of SAR (measured) = 1.60 W/kg



0 dB = 1.60 W/kg = 2.04 dBW/kg

### LTE Band 7 ANT 1

Frequency: 2560 MHz; Duty Cycle: 1:1; Room Ambient Temperature: 24.0°C; Liquid Temperature: 23.0°C  
Medium parameters used:  $f = 2560$  MHz;  $\sigma = 1.983$  S/m;  $\epsilon_r = 37.908$ ;  $\rho = 1000$  kg/m<sup>3</sup>

Dasy Configuration:

- Area Scan Setting: Find Secondary Maximum within 2.0 dB and with a peak SAR value greater than 0.0012 W/kg
- Electronics: DAE4 Sn1359; Calibrated: 1/7/2022
- Probe: EX3DV4 - SN3991; ConvF(7.9, 7.9, 7.9) @ 2560 MHz; Calibrated: 8/20/2021
- Sensor-Surface: 1.4mm (Mechanical Surface Detection)
- Phantom: Twin-SAM V8.0 (20deg probe tilt); Type: QD 000 P41 AA; Serial: 1956

**Edge 2/QPSK RB 1,49 Ch 21350/Area Scan (7x16x1):** Measurement grid: dx=12mm, dy=12mm  
Maximum value of SAR (measured) = 1.15 W/kg

**Edge 2/QPSK RB 1,49 Ch 21350/Zoom Scan (7x8x7)/Cube 0:** Measurement grid: dx=5mm, dy=5mm, dz=5mm

Reference Value = 22.44 V/m; Power Drift = 0.15 dB

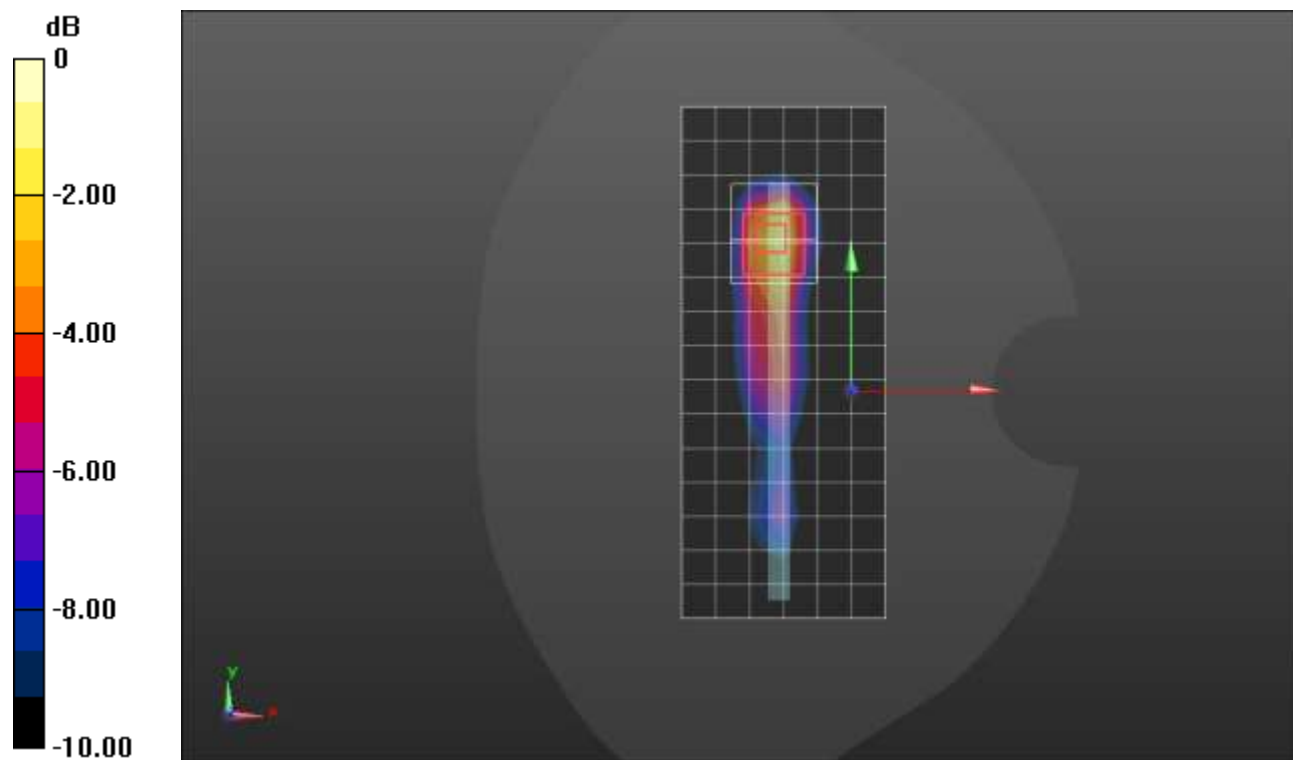
Peak SAR (extrapolated) = 2.02 W/kg

**SAR(1 g) = 0.887 W/kg; SAR(10 g) = 0.374 W/kg**

Smallest distance from peaks to all points 3 dB below = 7 mm

Ratio of SAR at M2 to SAR at M1 = 47.3%

Maximum value of SAR (measured) = 1.55 W/kg



0 dB = 1.55 W/kg = 1.90 dBW/kg

## LTE Band 7 ANT 2

Frequency: 2510 MHz; Duty Cycle: 1:1; Room Ambient Temperature: 24.0°C; Liquid Temperature: 23.0°C  
Medium parameters used:  $f = 2510$  MHz;  $\sigma = 1.839$  S/m;  $\epsilon_r = 37.985$ ;  $\rho = 1000$  kg/m<sup>3</sup>

Dasy Configuration:

- Area Scan Setting: Find Secondary Maximum within 2.0 dB and with a peak SAR value greater than 0.0012 W/kg
- Electronics: DAE4 Sn1359; Calibrated: 1/7/2022
- Probe: EX3DV4 - SN3991; ConvF(7.9, 7.9, 7.9) @ 2510 MHz; Calibrated: 8/20/2021
- Sensor-Surface: 1.4mm (Mechanical Surface Detection)
- Phantom: Twin-SAM V8.0 (20deg probe tilt); Type: QD 000 P41 AA; Serial: 1956

**LHS/Touch\_QPSK RB 50,24 Ch 20850/Area Scan (9x13x1):** Measurement grid: dx=12mm, dy=12mm  
Maximum value of SAR (measured) = 1.41 W/kg

**LHS/Touch\_QPSK RB 50,24 Ch 20850/Zoom Scan (7x7x7)/Cube 0:** Measurement grid: dx=5mm, dy=5mm, dz=5mm

Reference Value = 29.57 V/m; Power Drift = -0.04 dB

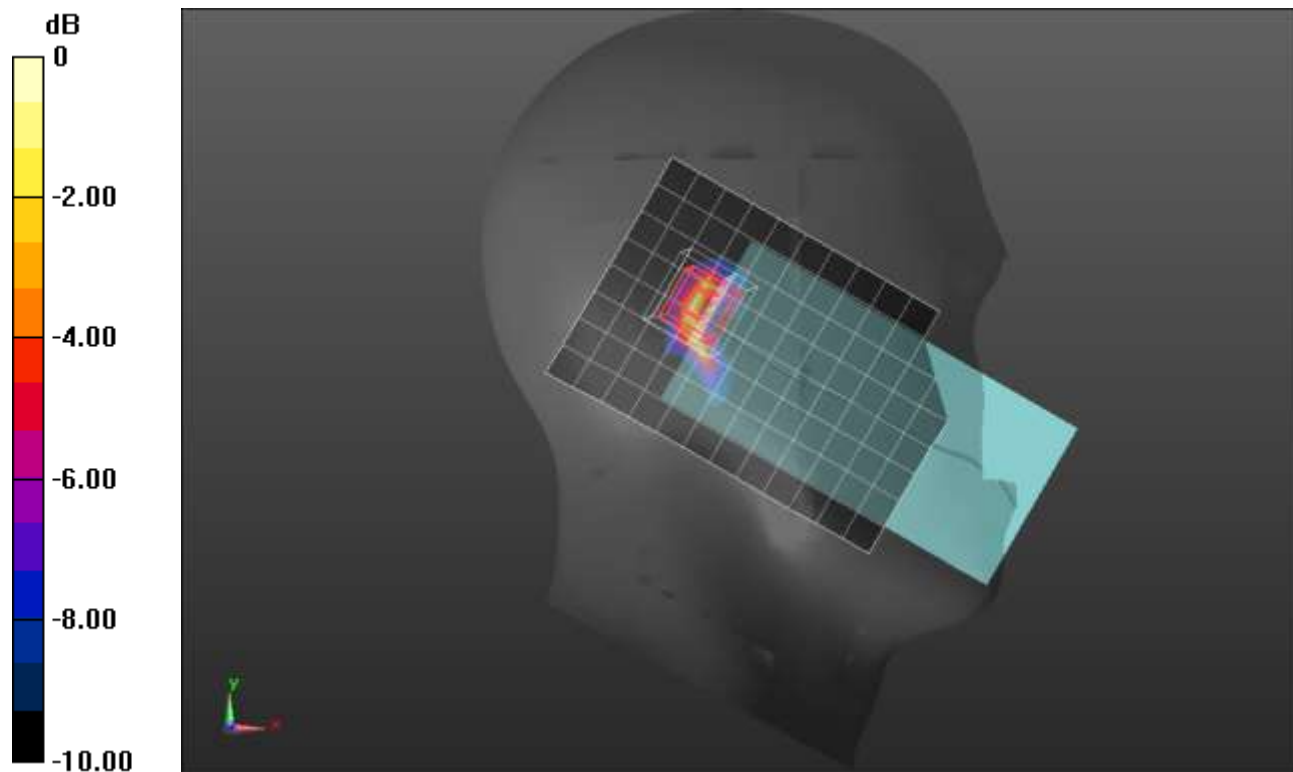
Peak SAR (extrapolated) = 2.39 W/kg

**SAR(1 g) = 0.931 W/kg; SAR(10 g) = 0.358 W/kg**

Smallest distance from peaks to all points 3 dB below = 5 mm

Ratio of SAR at M2 to SAR at M1 = 37.7%

Maximum value of SAR (measured) = 1.63 W/kg



0 dB = 1.63 W/kg = 2.12 dBW/kg

## LTE Band 7 ANT 2

Frequency: 2535 MHz; Duty Cycle: 1:1; Room Ambient Temperature: 24.0°C; Liquid Temperature: 23.0°C  
Medium parameters used:  $f = 2535 \text{ MHz}$ ;  $\sigma = 1.92 \text{ S/m}$ ;  $\epsilon_r = 37.305$ ;  $\rho = 1000 \text{ kg/m}^3$

Dasy Configuration:

- Area Scan Setting: Find Secondary Maximum within 2.0 dB and with a peak SAR value greater than 0.0012 W/kg
- Electronics: DAE4 Sn1359; Calibrated: 1/7/2022
- Probe: EX3DV4 - SN3991; ConvF(7.9, 7.9, 7.9) @ 2535 MHz; Calibrated: 8/20/2021
- Sensor-Surface: 1.4mm (Mechanical Surface Detection (Locations From Previous Scan Used)), Sensor-Surface: 1.4mm (Mechanical Surface Detection)
- Phantom: Twin-SAM V8.0 (20deg probe tilt); Type: QD 000 P41 AA; Serial: 1956

**Front/QPSK RB 50,24 Ch 21100/Area Scan (10x16x1):** Measurement grid:  $dx=12\text{mm}$ ,  $dy=12\text{mm}$   
Maximum value of SAR (measured) = 0.980 W/kg

**Front/QPSK RB 50,24 Ch 21100/Zoom Scan (7x7x7)/Cube 0:** Measurement grid:  $dx=5\text{mm}$ ,  $dy=5\text{mm}$ ,  $dz=5\text{mm}$

Reference Value = 20.79 V/m; Power Drift = -0.05 dB

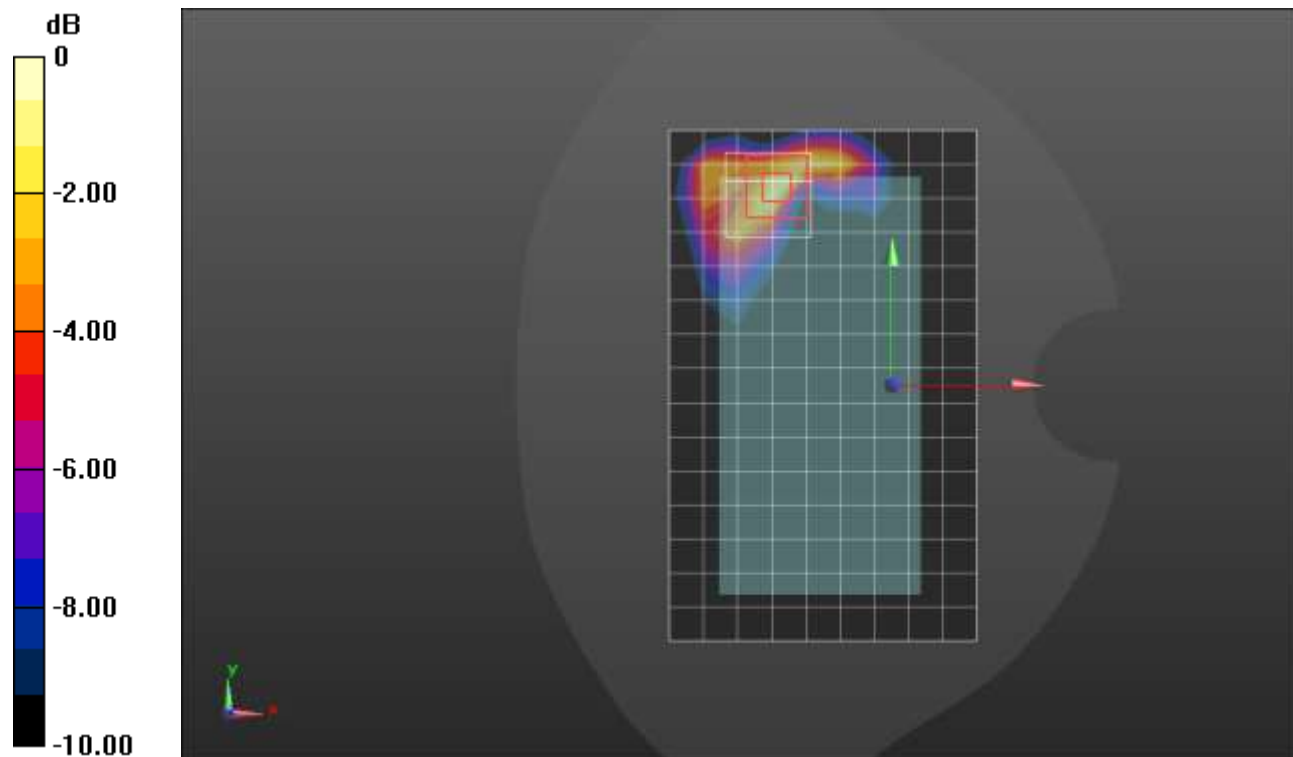
Peak SAR (extrapolated) = 1.51 W/kg

**SAR(1 g) = 0.594 W/kg; SAR(10 g) = 0.239 W/kg**

Smallest distance from peaks to all points 3 dB below = 6.3 mm

Ratio of SAR at M2 to SAR at M1 = 41.5%

Maximum value of SAR (measured) = 1.10 W/kg



0 dB = 1.10 W/kg = 0.41 dBW/kg

## LTE Band 7 ANT 2

Frequency: 2535 MHz; Duty Cycle: 1:1; Room Ambient Temperature: 24.0°C; Liquid Temperature: 23.0°C  
Medium parameters used:  $f = 2535$  MHz;  $\sigma = 1.92$  S/m;  $\epsilon_r = 37.305$ ;  $\rho = 1000$  kg/m<sup>3</sup>

Dasy Configuration:

- Area Scan Setting: Find Secondary Maximum within 2.0 dB and with a peak SAR value greater than 0.0012 W/kg
- Electronics: DAE4 Sn1359; Calibrated: 1/7/2022
- Probe: EX3DV4 - SN3991; ConvF(7.9, 7.9, 7.9) @ 2535 MHz; Calibrated: 8/20/2021
- Sensor-Surface: 1.4mm (Mechanical Surface Detection)
- Phantom: Twin-SAM V8.0 (20deg probe tilt); Type: QD 000 P41 AA; Serial: 1956

**Edge 1/QPSK RB 50,24 Ch 21100/Area Scan (9x9x1):** Measurement grid: dx=12mm, dy=12mm  
Maximum value of SAR (measured) = 1.01 W/kg

**Edge 1/QPSK RB 50,24 Ch 21100/Zoom Scan (7x7x7)/Cube 0:** Measurement grid: dx=5mm, dy=5mm, dz=5mm

Reference Value = 21.31 V/m; Power Drift = 0.12 dB

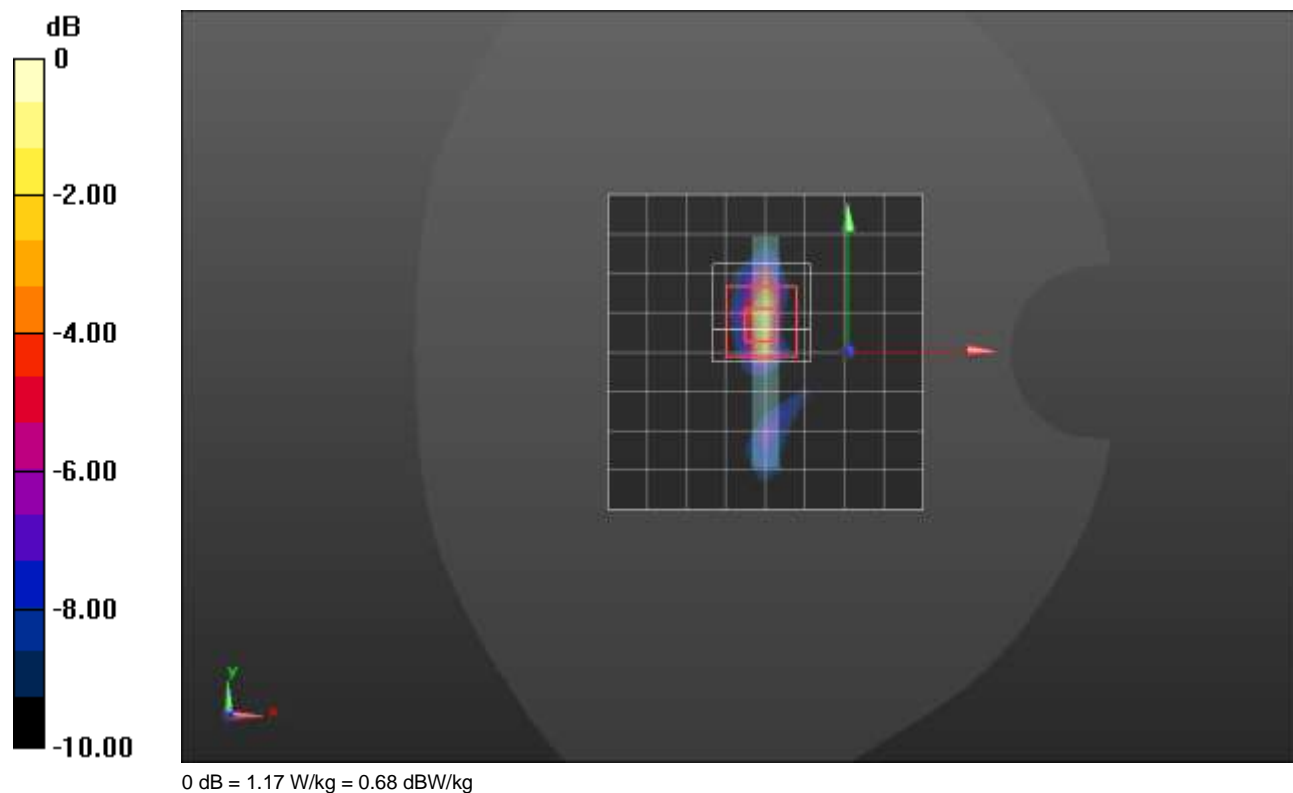
Peak SAR (extrapolated) = 1.49 W/kg

**SAR(1 g) = 0.621 W/kg; SAR(10 g) = 0.216 W/kg**

Smallest distance from peaks to all points 3 dB below = 5.4 mm

Ratio of SAR at M2 to SAR at M1 = 45.6%

Maximum value of SAR (measured) = 1.17 W/kg



### LTE Band 7 ANT 3

Frequency: 2535 MHz; Duty Cycle: 1:1; Room Ambient Temperature: 24.0°C; Liquid Temperature: 23.0°C  
 Medium parameters used:  $f = 2535 \text{ MHz}$ ;  $\sigma = 1.964 \text{ S/m}$ ;  $\epsilon_r = 37.786$ ;  $\rho = 1000 \text{ kg/m}^3$

Dasy Configuration:

- Area Scan Setting: Find Secondary Maximum within 2.0 dB and with a peak SAR value greater than 0.0012 W/kg
- Electronics: DAE4 Sn1352; Calibrated: 11/9/2021
- Probe: EX3DV4 - SN3773; ConvF(7.08, 7.08, 7.08) @ 2535 MHz; Calibrated: 2/28/2022
- Sensor-Surface: 1.4mm (Mechanical Surface Detection (Locations From Previous Scan Used)), Sensor-Surface: 1.4mm (Mechanical Surface Detection)
- Phantom: Twin-SAM V5.0 (30deg probe tilt); Type: QD 000 P40 CD; Serial: 1740

**LHS/Touch\_QPSK RB 50,24 Ch 21100/Area Scan (10x15x1):** Measurement grid:  $dx=12\text{mm}$ ,  $dy=12\text{mm}$

Maximum value of SAR (measured) = 0.651 W/kg

**LHS/Touch\_QPSK RB 50,24 Ch 21100/Zoom Scan (7x7x7)/Cube 0:** Measurement grid:  $dx=5\text{mm}$ ,  $dy=5\text{mm}$ ,  $dz=5\text{mm}$

Reference Value = 17.11 V/m; Power Drift = 0.01 dB


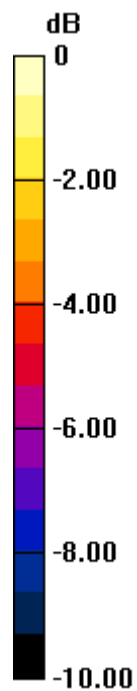
Peak SAR (extrapolated) = 0.773 W/kg

**SAR(1 g) = 0.435 W/kg; SAR(10 g) = 0.244 W/kg**

Smallest distance from peaks to all points 3 dB below = 11.5 mm

Ratio of SAR at M2 to SAR at M1 = 57.2%

Maximum value of SAR (measured) = 0.641 W/kg



0 dB = 0.641 W/kg = -1.93 dBW/kg

### LTE Band 7 ANT 3

Frequency: 2535 MHz; Duty Cycle: 1:1; Room Ambient Temperature: 24.0°C; Liquid Temperature: 23.0°C  
Medium parameters used:  $f = 2535 \text{ MHz}$ ;  $\sigma = 1.967 \text{ S/m}$ ;  $\epsilon_r = 37.948$ ;  $\rho = 1000 \text{ kg/m}^3$

Dasy Configuration:

- Area Scan Setting: Find Secondary Maximum within 2.0 dB and with a peak SAR value greater than 0.0012 W/kg
- Electronics: DAE4 Sn1359; Calibrated: 1/7/2022
- Probe: EX3DV4 - SN3991; ConvF(7.9, 7.9, 7.9) @ 2535 MHz; Calibrated: 8/20/2021
- Sensor-Surface: 1.4mm (Mechanical Surface Detection (Locations From Previous Scan Used)), Sensor-Surface: 1.4mm (Mechanical Surface Detection)
- Phantom: Twin-SAM V8.0 (20deg probe tilt); Type: QD 000 P41 AA; Serial: 1956

**Rear/QPSK RB 50,24 Ch 21100/Area Scan (10x15x1):** Measurement grid:  $dx=12\text{mm}$ ,  $dy=12\text{mm}$   
Maximum value of SAR (measured) = 1.01 W/kg

**Rear/QPSK RB 50,24 Ch 21100/Zoom Scan (7x7x7)/Cube 0:** Measurement grid:  $dx=5\text{mm}$ ,  $dy=5\text{mm}$ ,  $dz=5\text{mm}$

Reference Value = 20.22 V/m; Power Drift = 0.04 dB

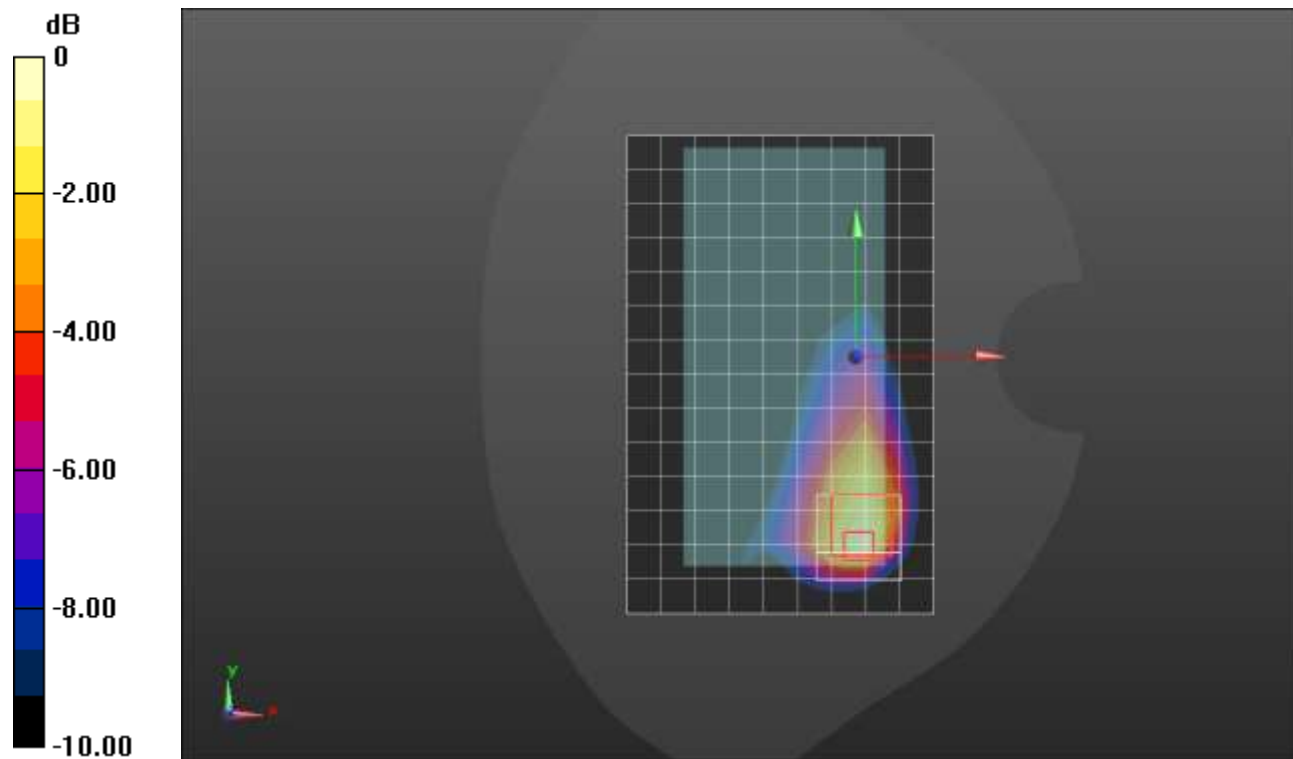
Peak SAR (extrapolated) = 1.41 W/kg

**SAR(1 g) = 0.548 W/kg; SAR(10 g) = 0.275 W/kg**

Smallest distance from peaks to all points 3 dB below = 7.3 mm

Ratio of SAR at M2 to SAR at M1 = 38.2%

Maximum value of SAR (measured) = 1.04 W/kg



0 dB = 1.04 W/kg = 0.17 dBW/kg

### LTE Band 7 ANT 3

Frequency: 2560 MHz; Duty Cycle: 1:1; Room Ambient Temperature: 24.0°C; Liquid Temperature: 23.0°C  
Medium parameters used:  $f = 2560$  MHz;  $\sigma = 1.983$  S/m;  $\epsilon_r = 37.908$ ;  $\rho = 1000$  kg/m<sup>3</sup>

Dasy Configuration:

- Area Scan Setting: Find Secondary Maximum within 2.0 dB and with a peak SAR value greater than 0.0012 W/kg
- Electronics: DAE4 Sn1359; Calibrated: 1/7/2022
- Probe: EX3DV4 - SN3991; ConvF(7.9, 7.9, 7.9) @ 2560 MHz; Calibrated: 8/20/2021
- Sensor-Surface: 1.4mm (Mechanical Surface Detection)
- Phantom: Twin-SAM V8.0 (20deg probe tilt); Type: QD 000 P41 AA; Serial: 1956

**Edge 4/QPSK RB 50,24 Ch 21350/Area Scan (7x15x1):** Measurement grid: dx=12mm, dy=12mm  
Maximum value of SAR (measured) = 1.16 W/kg

**Edge 4/QPSK RB 50,24 Ch 21350/Zoom Scan (7x7x7)/Cube 0:** Measurement grid: dx=5mm, dy=5mm, dz=5mm

Reference Value = 22.24 V/m; Power Drift = 0.13 dB

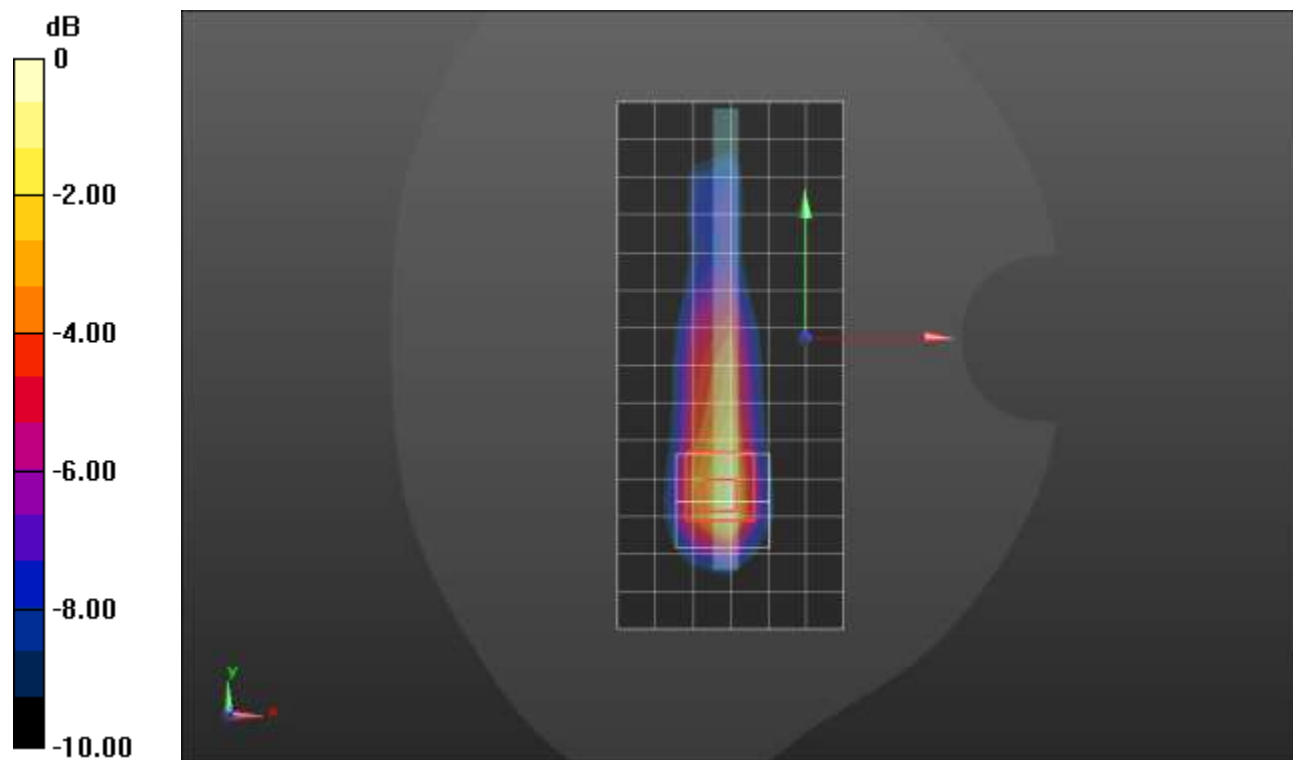
Peak SAR (extrapolated) = 1.80 W/kg

**SAR(1 g) = 0.799 W/kg; SAR(10 g) = 0.354 W/kg**

Smallest distance from peaks to all points 3 dB below = 8 mm

Ratio of SAR at M2 to SAR at M1 = 45.4%

Maximum value of SAR (measured) = 1.39 W/kg



0 dB = 1.39 W/kg = 1.43 dBW/kg



### LTE Band 7 ANT 4

Frequency: 2510 MHz; Duty Cycle: 1:1; Room Ambient Temperature: 24.0°C; Liquid Temperature: 23.0°C  
Medium parameters used:  $f = 2510$  MHz;  $\sigma = 1.818$  S/m;  $\epsilon_r = 38.081$ ;  $\rho = 1000$  kg/m<sup>3</sup>

Dasy Configuration:

- Area Scan Setting: Find Secondary Maximum within 2.0 dB and with a peak SAR value greater than 0.0012 W/kg
- Electronics: DAE4 Sn1359; Calibrated: 1/7/2022
- Probe: EX3DV4 - SN3991; ConvF(7.9, 7.9, 7.9) @ 2510 MHz; Calibrated: 8/20/2021
- Sensor-Surface: 1.4mm (Mechanical Surface Detection)
- Phantom: Twin-SAM V8.0 (20deg probe tilt); Type: QD 000 P41 AA; Serial: 1956

**LHS/Touch\_QPSK RB 50,24 Ch 20850/Area Scan (9x16x1):** Measurement grid: dx=12mm, dy=12mm  
Maximum value of SAR (measured) = 1.31 W/kg

**LHS/Touch\_QPSK RB 50,24 Ch 20850/Zoom Scan (7x7x7)/Cube 0:** Measurement grid: dx=5mm, dy=5mm, dz=5mm

Reference Value = 25.61 V/m; Power Drift = -0.05 dB

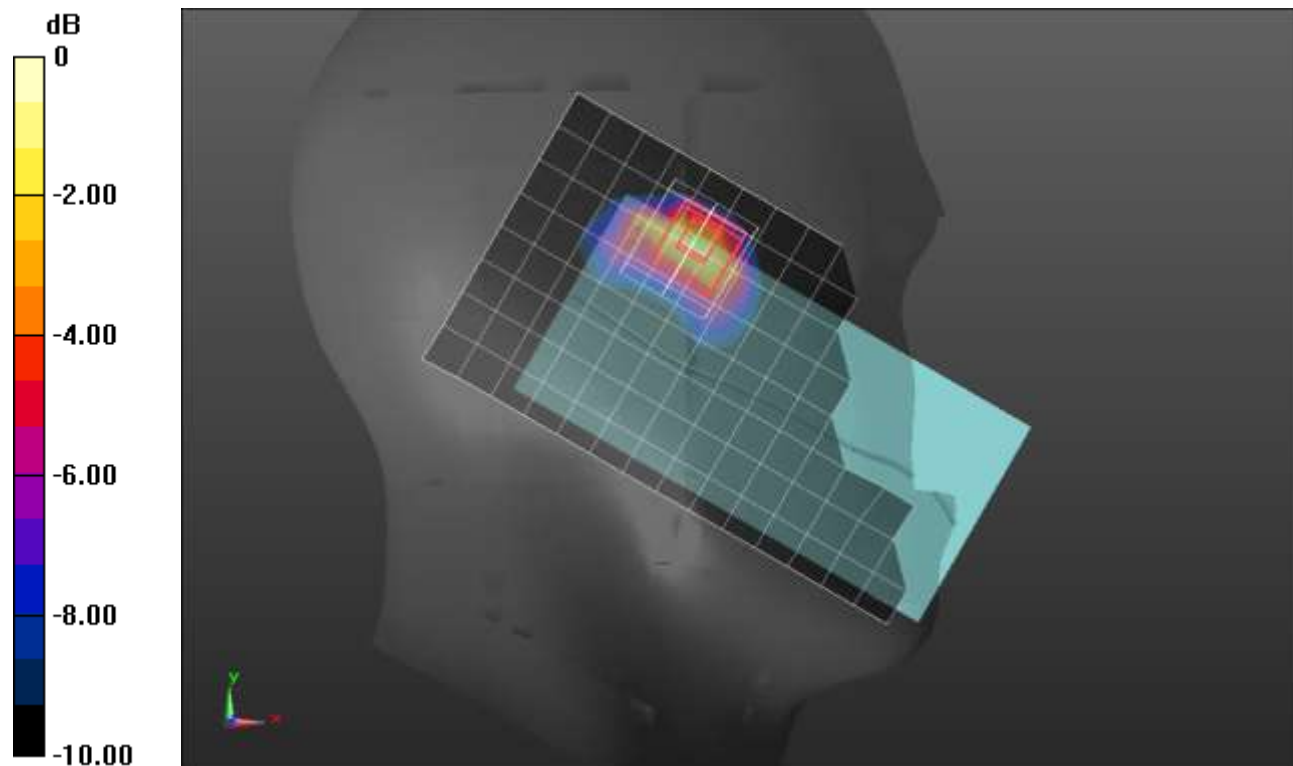
Peak SAR (extrapolated) = 2.55 W/kg

**SAR(1 g) = 0.931 W/kg; SAR(10 g) = 0.370 W/kg**

Smallest distance from peaks to all points 3 dB below = 6.1 mm

Ratio of SAR at M2 to SAR at M1 = 41.7%

Maximum value of SAR (measured) = 1.64 W/kg



0 dB = 1.64 W/kg = 2.15 dBW/kg

### LTE Band 7 ANT 4

Frequency: 2535 MHz; Duty Cycle: 1:1; Room Ambient Temperature: 24.0°C; Liquid Temperature: 23.0°C  
 Medium parameters used:  $f = 2535 \text{ MHz}$ ;  $\sigma = 1.862 \text{ S/m}$ ;  $\epsilon_r = 37.933$ ;  $\rho = 1000 \text{ kg/m}^3$

Dasy Configuration:

- Area Scan Setting: Find Secondary Maximum within 2.0 dB and with a peak SAR value greater than 0.0012 W/kg
- Electronics: DAE4 Sn1359; Calibrated: 1/7/2022
- Probe: EX3DV4 - SN3991; ConvF(7.9, 7.9, 7.9) @ 2535 MHz; Calibrated: 8/20/2021
- Sensor-Surface: 1.4mm (Mechanical Surface Detection)
- Phantom: Twin-SAM V8.0 (20deg probe tilt); Type: QD 000 P41 AA; Serial: 1956

**Front/QPSK RB 50,24 Ch 21100/Area Scan (10x15x1):** Measurement grid:  $dx=12\text{mm}$ ,  $dy=12\text{mm}$   
 Maximum value of SAR (measured) = 0.774 W/kg

**Front/QPSK RB 50,24 Ch 21100/Zoom Scan (7x7x7)/Cube 0:** Measurement grid:  $dx=5\text{mm}$ ,  $dy=5\text{mm}$ ,  $dz=5\text{mm}$

Reference Value = 18.79 V/m; Power Drift = 0.02 dB

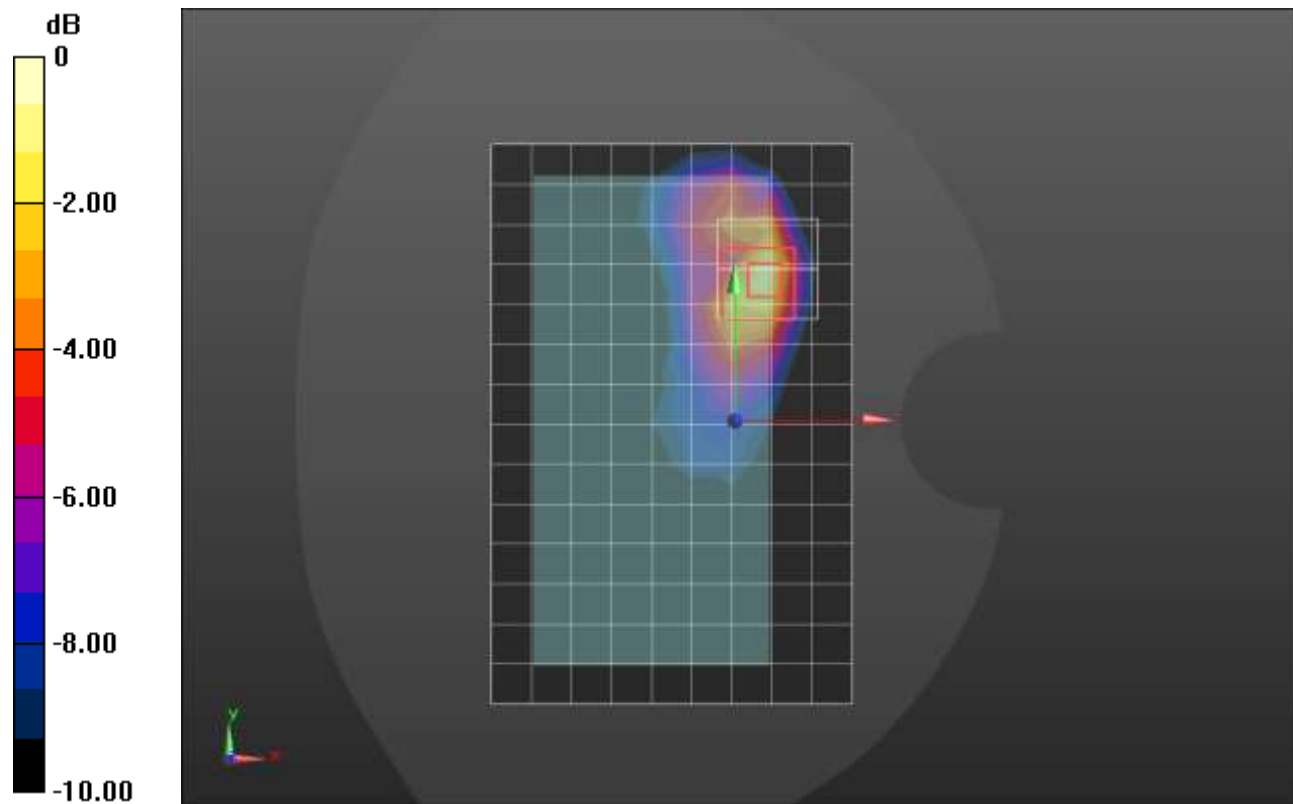
Peak SAR (extrapolated) = 1.07 W/kg

**SAR(1 g) = 0.463 W/kg; SAR(10 g) = 0.208 W/kg**

Smallest distance from peaks to all points 3 dB below = 7.1 mm

Ratio of SAR at M2 to SAR at M1 = 43.3%

Maximum value of SAR (measured) = 0.824 W/kg



0 dB = 0.824 W/kg = -0.84 dBW/kg

## LTE Band 7 ANT 4

Frequency: 2535 MHz; Duty Cycle: 1:1; Room Ambient Temperature: 24.0°C; Liquid Temperature: 23.0°C

Medium parameters used:  $f = 2535$  MHz;  $\sigma = 1.967$  S/m;  $\epsilon_r = 37.948$ ;  $\rho = 1000$  kg/m<sup>3</sup>

Dasy Configuration:

- Area Scan Setting: Find Secondary Maximum within 2.0 dB and with a peak SAR value greater than 0.0012 W/kg
- Electronics: DAE4 Sn1359; Calibrated: 1/7/2022
- Probe: EX3DV4 - SN3991; ConvF(7.9, 7.9, 7.9) @ 2535 MHz; Calibrated: 8/20/2021
- Sensor-Surface: 1.4mm (Mechanical Surface Detection)
- Phantom: Twin-SAM V8.0 (20deg probe tilt); Type: QD 000 P41 AA; Serial: 1956

**Edge 2/QPSK RB 1,49 Ch 21100/Area Scan (6x16x1):** Measurement grid: dx=12mm, dy=12mm

Maximum value of SAR (measured) = 1.53 W/kg

**Edge 2/QPSK RB 1,49 Ch 21100/Zoom Scan (7x7x7)/Cube 0:** Measurement grid: dx=5mm, dy=5mm, dz=5mm

Reference Value = 26.12 V/m; Power Drift = -0.19 dB

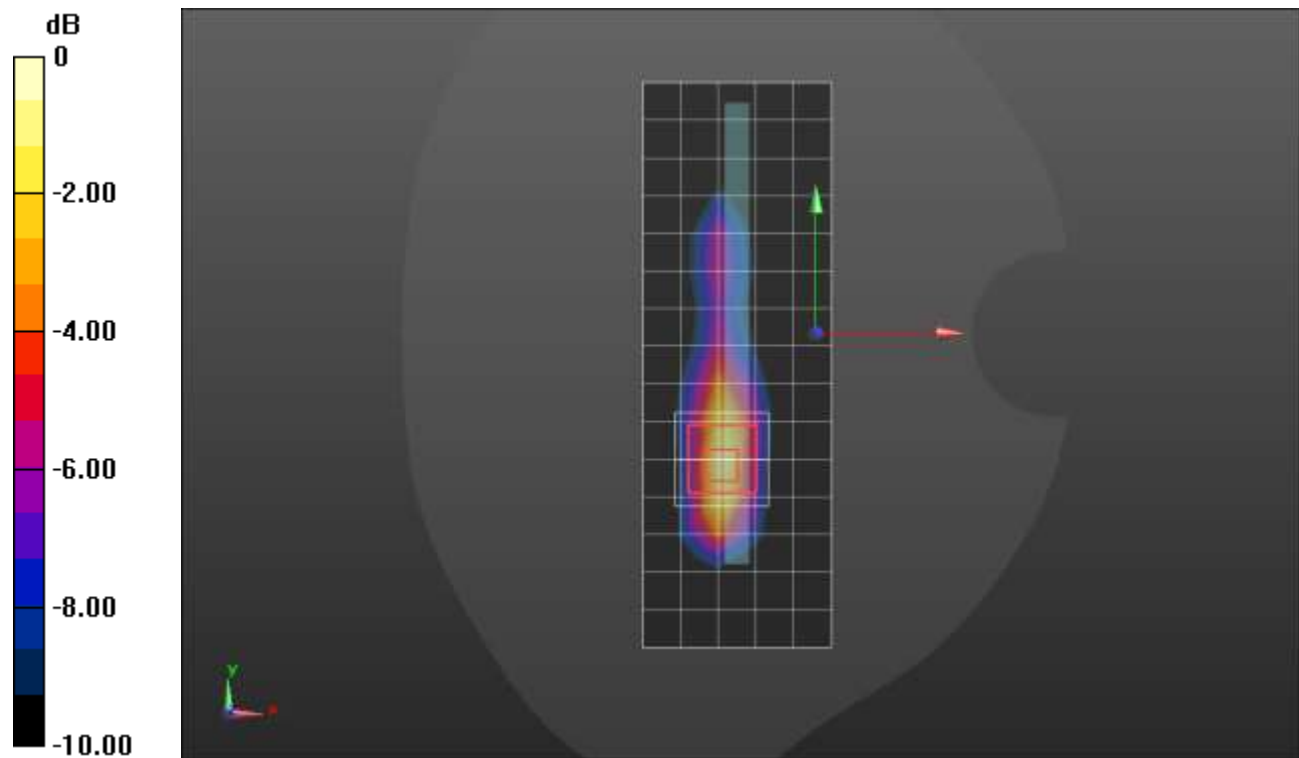
Peak SAR (extrapolated) = 1.99 W/kg

**SAR(1 g) = 0.904 W/kg; SAR(10 g) = 0.391 W/kg**

Smallest distance from peaks to all points 3 dB below = 7 mm

Ratio of SAR at M2 to SAR at M1 = 46.3%

Maximum value of SAR (measured) = 1.57 W/kg



0 dB = 1.57 W/kg = 1.96 dBW/kg

## LTE Band 12 ANT 1

Frequency: 707.5 MHz; Duty Cycle: 1:1; Room Ambient Temperature: 24.0°C; Liquid Temperature: 23.0°C  
 Medium parameters used (interpolated):  $f = 707.5$  MHz;  $\sigma = 0.81$  S/m;  $\epsilon_r = 44.268$ ;  $\rho = 1000$  kg/m<sup>3</sup>

Dasy Configuration:

- Area Scan Setting: Find Secondary Maximum within 2.0 dB and with a peak SAR value greater than 0.0012 W/kg
- Electronics: DAE4 Sn1380; Calibrated: 8/11/2021
- Probe: EX3DV4 - SN3686; ConvF(9.75, 9.75, 9.75) @ 707.5 MHz; Calibrated: 1/18/2022
- Sensor-Surface: 1.4mm (Mechanical Surface Detection)
- Phantom: Twin-SAM V5.0 (30deg probe tilt); Type: QD 000 P40 CD; Serial: xxxx

**LHS/Touch\_QPSK RB 1,25 Ch 23095/Area Scan (9x13x1):** Measurement grid: dx=15mm, dy=15mm

[Info: Interpolated medium parameters used for SAR evaluation.](#)

Maximum value of SAR (measured) = 0.184 W/kg

**LHS/Touch\_QPSK RB 1,25 Ch 23095/Zoom Scan (5x5x7)/Cube 0:** Measurement grid: dx=8mm, dy=8mm, dz=5mm

Reference Value = 15.30 V/m; Power Drift = 0.11 dB

Peak SAR (extrapolated) = 0.193 W/kg


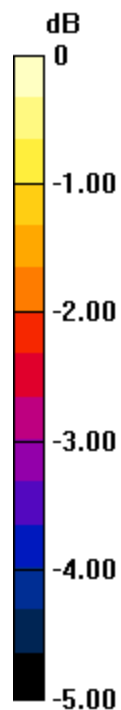
**SAR(1 g) = 0.157 W/kg; SAR(10 g) = 0.125 W/kg**

Smallest distance from peaks to all points 3 dB below: Larger than measurement grid (> 16 mm)

Ratio of SAR at M2 to SAR at M1 = 80.8%

[Info: Interpolated medium parameters used for SAR evaluation.](#)

Maximum value of SAR (measured) = 0.180 W/kg



0 dB = 0.180 W/kg = -7.45 dBW/kg

## LTE Band 12 ANT 1

Frequency: 707.5 MHz; Duty Cycle: 1:1; Room Ambient Temperature: 24.0°C; Liquid Temperature: 23.0°C  
 Medium parameters used (interpolated):  $f = 707.5$  MHz;  $\sigma = 0.895$  S/m;  $\epsilon_r = 42.646$ ;  $\rho = 1000$  kg/m<sup>3</sup>

Dasy Configuration:

- Area Scan Setting: Find Secondary Maximum within 2.0 dB and with a peak SAR value greater than 0.0012 W/kg
- Electronics: DAE4 Sn1547; Calibrated: 4/21/2022
- Probe: EX3DV4 - SN3989; ConvF(10.59, 10.59, 10.59) @ 707.5 MHz; Calibrated: 1/19/2022
- Sensor-Surface: 1.4mm (Mechanical Surface Detection)
- Phantom: SAM with CRP v5.0; Type: QD000P40CD; Serial: TP:xxxx

**Rear/QPSK RB 1,25 Ch 23095/Area Scan (9x14x1):** Measurement grid: dx=15mm, dy=15mm

[Info: Interpolated medium parameters used for SAR evaluation.](#)

Maximum value of SAR (measured) = 0.843 W/kg

**Rear/QPSK RB 1,25 Ch 23095/Zoom Scan (6x5x7)/Cube 0:** Measurement grid: dx=8mm, dy=8mm, dz=5mm

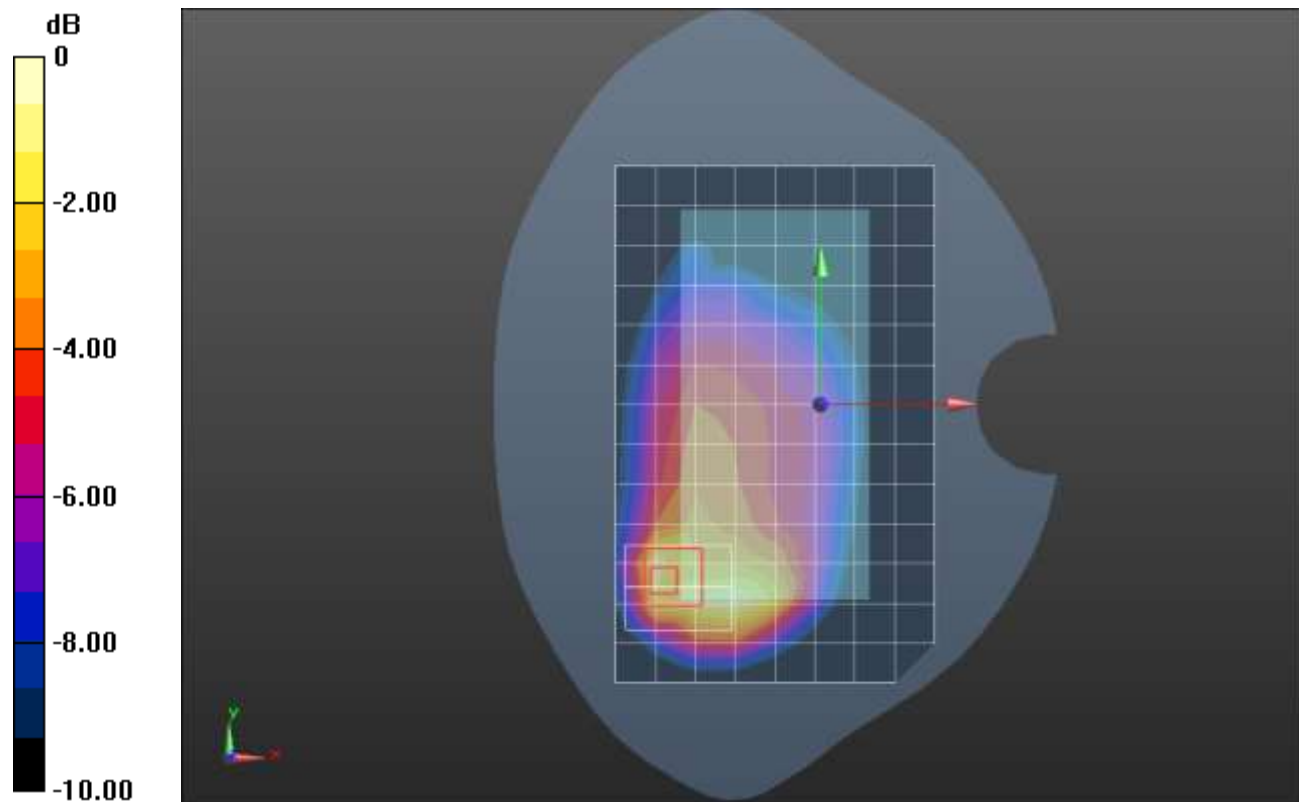
Reference Value = 32.70 V/m; Power Drift = -0.10 dB

Peak SAR (extrapolated) = 1.29 W/kg

**SAR(1 g) = 0.552 W/kg; SAR(10 g) = 0.306 W/kg**

[Info: Interpolated medium parameters used for SAR evaluation.](#)

Maximum value of SAR (measured) = 0.953 W/kg



0 dB = 0.953 W/kg = -0.21 dBW/kg

## LTE Band 12 ANT 1

Frequency: 707.5 MHz; Duty Cycle: 1:1; Room Ambient Temperature: 24.0°C; Liquid Temperature: 23.0°C  
 Medium parameters used (interpolated):  $f = 707.5$  MHz;  $\sigma = 0.81$  S/m;  $\epsilon_r = 44.268$ ;  $\rho = 1000$  kg/m<sup>3</sup>

Dasy Configuration:

- Area Scan Setting: Find Secondary Maximum within 2.0 dB and with a peak SAR value greater than 0.0012 W/kg
- Electronics: DAE4 Sn1380; Calibrated: 8/11/2021
- Probe: EX3DV4 - SN3686; ConvF(9.75, 9.75, 9.75) @ 707.5 MHz; Calibrated: 1/18/2022
- Sensor-Surface: 1.4mm (Mechanical Surface Detection)
- Phantom: Twin-SAM V5.0 (30deg probe tilt); Type: QD 000 P40 CD; Serial: xxxx

**Edge 2/QPSK RB 1,25 Ch 23095/Area Scan (6x14x1):** Measurement grid: dx=15mm, dy=15mm

[Info: Interpolated medium parameters used for SAR evaluation.](#)

Maximum value of SAR (measured) = 0.947 W/kg

**Edge 2/QPSK RB 1,25 Ch 23095/Zoom Scan (5x5x7)/Cube 0:** Measurement grid: dx=8mm, dy=8mm, dz=5mm

Reference Value = 35.04 V/m; Power Drift = 0.14 dB

Peak SAR (extrapolated) = 1.09 W/kg

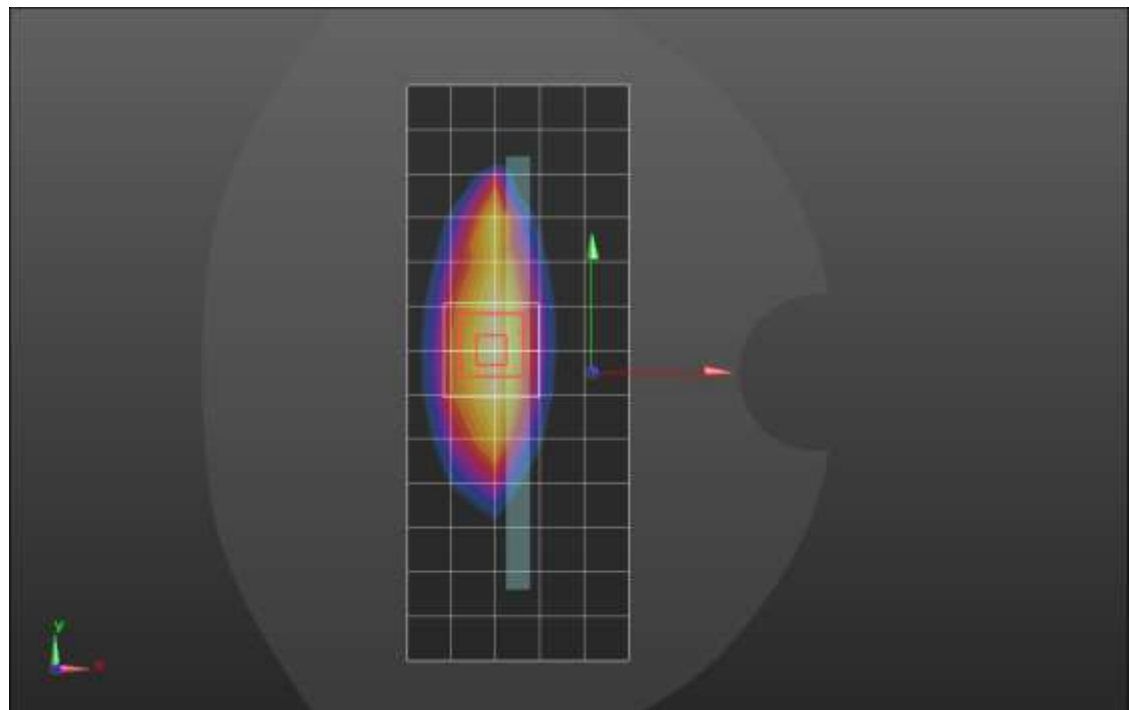
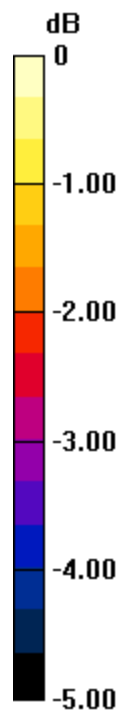
**SAR(1 g) = 0.657 W/kg; SAR(10 g) = 0.432 W/kg**

Smallest distance from peaks to all points 3 dB below = 20.5 mm

Ratio of SAR at M2 to SAR at M1 = 60.1%

[Info: Interpolated medium parameters used for SAR evaluation.](#)

Maximum value of SAR (measured) = 0.922 W/kg



0 dB = 0.922 W/kg = -0.35 dBW/kg

## LTE Band 12 ANT 2

Frequency: 707.5 MHz; Duty Cycle: 1:1; Room Ambient Temperature: 24.0°C; Liquid Temperature: 23.0°C  
 Medium parameters used (interpolated):  $f = 707.5$  MHz;  $\sigma = 0.861$  S/m;  $\epsilon_r = 42.766$ ;  $\rho = 1000$  kg/m<sup>3</sup>

Dasy Configuration:

- Area Scan Setting: Find Secondary Maximum within 2.0 dB and with a peak SAR value greater than 0.0012 W/kg
- Electronics: DAE4 Sn1547; Calibrated: 4/21/2022
- Probe: EX3DV4 - SN3989; ConvF(10.59, 10.59, 10.59) @ 707.5 MHz; Calibrated: 1/19/2022
- Sensor-Surface: 1.4mm (Mechanical Surface Detection)
- Phantom: SAM with CRP v5.0; Type: QD000P40CD; Serial: TP:xxxx

**RHS/Touch\_QPSK RB 1,25 Ch 23095/Area Scan (9x13x1):** Measurement grid: dx=15mm, dy=15mm

[Info: Interpolated medium parameters used for SAR evaluation.](#)

Maximum value of SAR (measured) = 1.61 W/kg

**RHS/Touch\_QPSK RB 1,25 Ch 23095/Zoom Scan (5x5x7)/Cube 0:** Measurement grid: dx=8mm, dy=8mm, dz=5mm

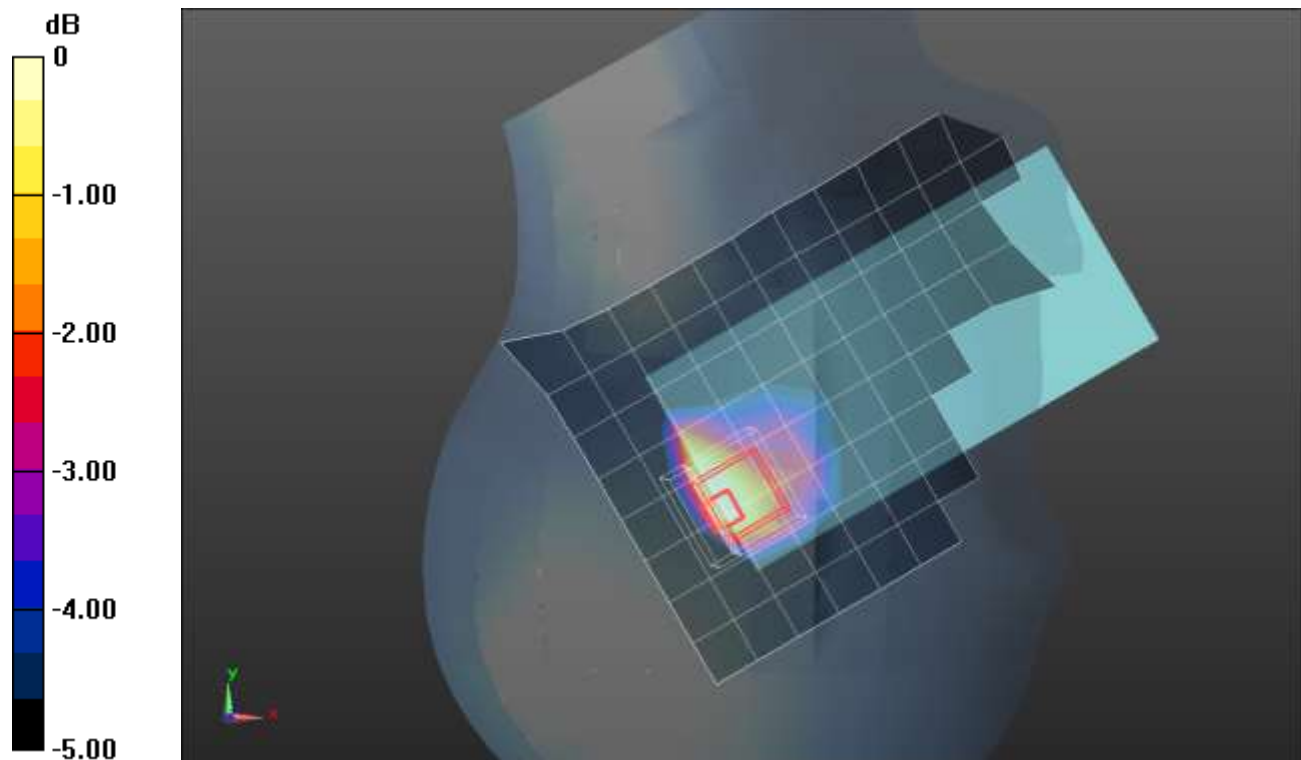
Reference Value = 33.80 V/m; Power Drift = 0.17 dB

Peak SAR (extrapolated) = 2.06 W/kg

**SAR(1 g) = 0.825 W/kg; SAR(10 g) = 0.492 W/kg**

[Info: Interpolated medium parameters used for SAR evaluation.](#)

Maximum value of SAR (measured) = 1.41 W/kg



0 dB = 1.41 W/kg = 1.49 dBW/kg

## LTE Band 12 ANT 2

Frequency: 707.5 MHz; Duty Cycle: 1:1; Room Ambient Temperature: 24.0°C; Liquid Temperature: 23.0°C  
 Medium parameters used (interpolated):  $f = 707.5$  MHz;  $\sigma = 0.895$  S/m;  $\epsilon_r = 42.646$ ;  $\rho = 1000$  kg/m<sup>3</sup>

Dasy Configuration:

- Area Scan Setting: Find Secondary Maximum within 2.0 dB and with a peak SAR value greater than 0.0012 W/kg
- Electronics: DAE4 Sn1547; Calibrated: 4/21/2022
- Probe: EX3DV4 - SN3989; ConvF(10.59, 10.59, 10.59) @ 707.5 MHz; Calibrated: 1/19/2022
- Sensor-Surface: 1.4mm (Mechanical Surface Detection)
- Phantom: SAM with CRP v5.0; Type: QD000P40CD; Serial: TP:xxxx

**Rear/QPSK RB 1,25 Ch 23095/Area Scan (9x13x1):** Measurement grid: dx=15mm, dy=15mm

[Info: Interpolated medium parameters used for SAR evaluation.](#)

Maximum value of SAR (measured) = 0.957 W/kg

**Rear/QPSK RB 1,25 Ch 23095/Zoom Scan (5x5x7)/Cube 0:** Measurement grid: dx=8mm, dy=8mm, dz=5mm

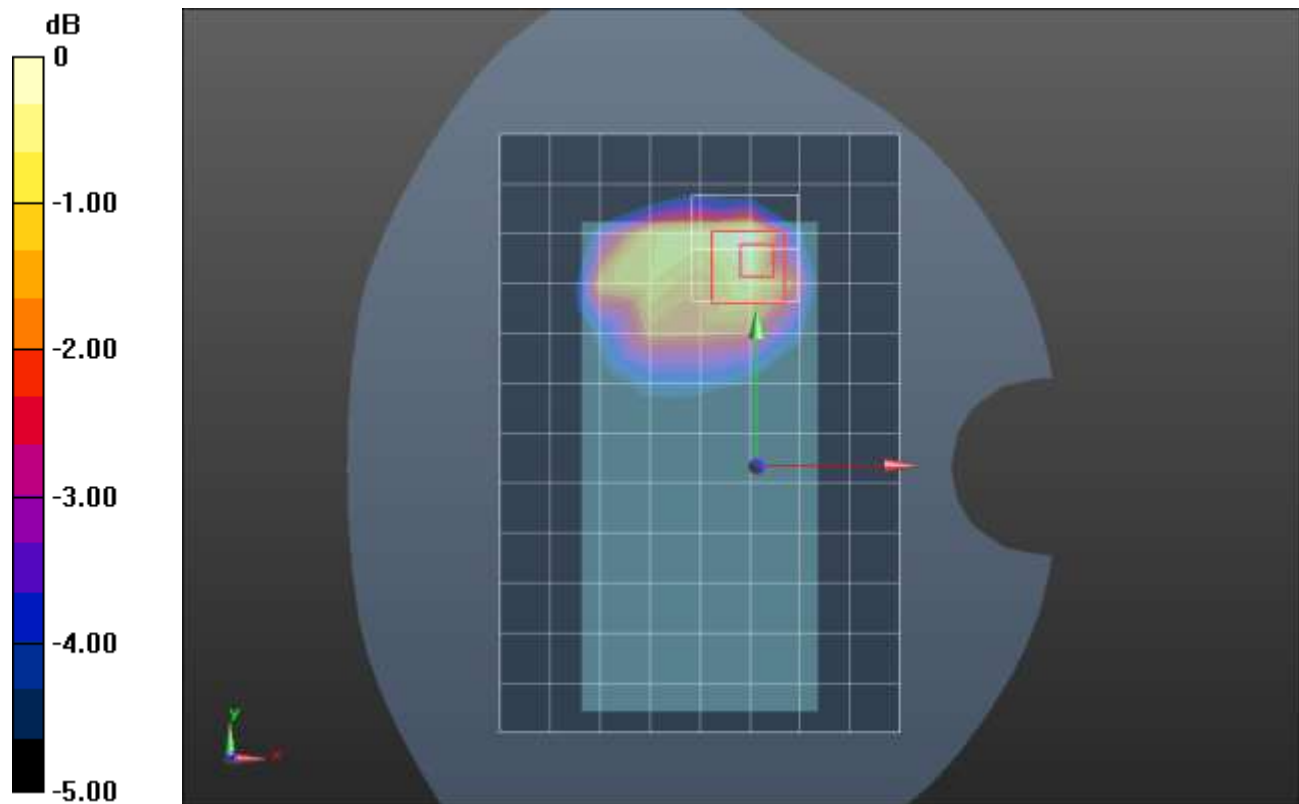
Reference Value = 28.39 V/m; Power Drift = -0.02 dB

Peak SAR (extrapolated) = 1.36 W/kg

**SAR(1 g) = 0.608 W/kg; SAR(10 g) = 0.351 W/kg**

[Info: Interpolated medium parameters used for SAR evaluation.](#)

Maximum value of SAR (measured) = 0.956 W/kg



0 dB = 0.956 W/kg = -0.20 dBW/kg



## LTE Band 13 ANT 1

Frequency: 782 MHz; Duty Cycle: 1:1; Room Ambient Temperature: 24.0°C; Liquid Temperature: 23.0°C  
 Medium parameters used (interpolated):  $f = 782 \text{ MHz}$ ;  $\sigma = 0.878 \text{ S/m}$ ;  $\epsilon_r = 41.954$ ;  $\rho = 1000 \text{ kg/m}^3$

Dasy Configuration:

- Area Scan Setting: Find Secondary Maximum within 2.0 dB and with a peak SAR value greater than 0.0012 W/kg
- Electronics: DAE4 Sn1380; Calibrated: 8/11/2021
- Probe: EX3DV4 - SN3686; ConvF(9.75, 9.75, 9.75) @ 782 MHz; Calibrated: 1/18/2022
- Sensor-Surface: 1.4mm (Mechanical Surface Detection)
- Phantom: Twin-SAM V5.0 (30deg probe tilt); Type: QD 000 P40 CD; Serial: xxxx

**RHS/Touch\_QPSK RB 1,25 Ch 23230/Area Scan (9x14x1):** Measurement grid:  $dx=15\text{mm}$ ,  $dy=15\text{mm}$

[Info: Interpolated medium parameters used for SAR evaluation.](#)

Maximum value of SAR (measured) = 0.272 W/kg

**RHS/Touch\_QPSK RB 1,25 Ch 23230/Zoom Scan (5x5x7)/Cube 0:** Measurement grid:  $dx=8\text{mm}$ ,  $dy=8\text{mm}$ ,  $dz=5\text{mm}$

Reference Value = 18.25 V/m; Power Drift = 0.02 dB

Peak SAR (extrapolated) = 0.302 W/kg

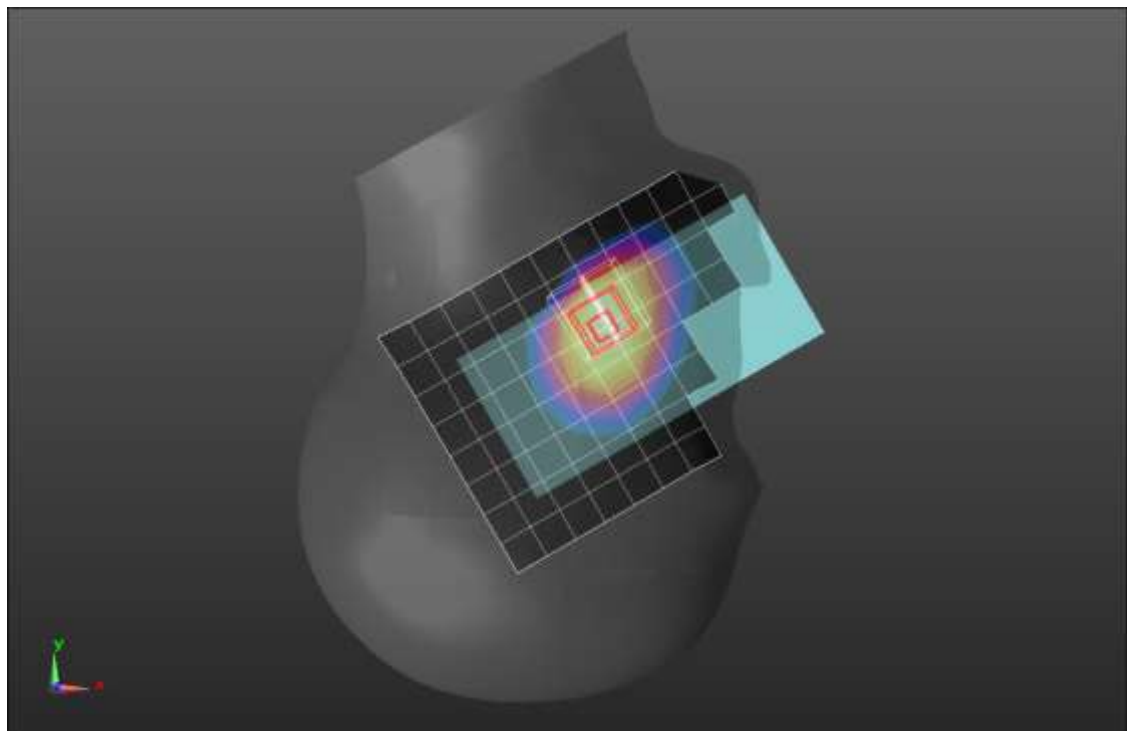
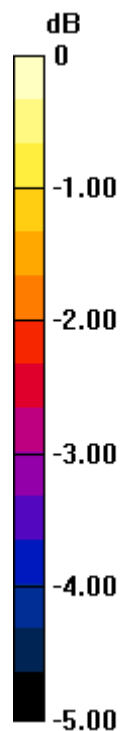
**SAR(1 g) = 0.228 W/kg; SAR(10 g) = 0.173 W/kg**

Smallest distance from peaks to all points 3 dB below = 22.9 mm

Ratio of SAR at M2 to SAR at M1 = 77%

[Info: Interpolated medium parameters used for SAR evaluation.](#)

Maximum value of SAR (measured) = 0.272 W/kg



0 dB = 0.272 W/kg = -5.65 dBW/kg

## LTE Band 13 ANT 1

Frequency: 782 MHz; Duty Cycle: 1:1; Room Ambient Temperature: 24.0°C; Liquid Temperature: 23.0°C  
 Medium parameters used (interpolated):  $f = 782 \text{ MHz}$ ;  $\sigma = 0.878 \text{ S/m}$ ;  $\epsilon_r = 41.954$ ;  $\rho = 1000 \text{ kg/m}^3$

Dasy Configuration:

- Area Scan Setting: Find Secondary Maximum within 2.0 dB and with a peak SAR value greater than 0.0012 W/kg
- Electronics: DAE4 Sn1380; Calibrated: 8/11/2021
- Probe: EX3DV4 - SN3686; ConvF(9.75, 9.75, 9.75) @ 782 MHz; Calibrated: 1/18/2022
- Sensor-Surface: 1.4mm (Mechanical Surface Detection)
- Phantom: Twin-SAM V5.0 (30deg probe tilt); Type: QD 000 P40 CD; Serial: xxxx

**Rear/QPSK RB 1,25 Ch 23230/Area Scan (9x14x1):** Measurement grid: dx=15mm, dy=15mm

[Info: Interpolated medium parameters used for SAR evaluation.](#)

Maximum value of SAR (measured) = 1.09 W/kg

**Rear/QPSK RB 1,25 Ch 23230/Zoom Scan (5x5x7)/Cube 0:** Measurement grid: dx=8mm, dy=8mm, dz=5mm

Reference Value = 36.75 V/m; Power Drift = -0.11 dB

Peak SAR (extrapolated) = 1.47 W/kg

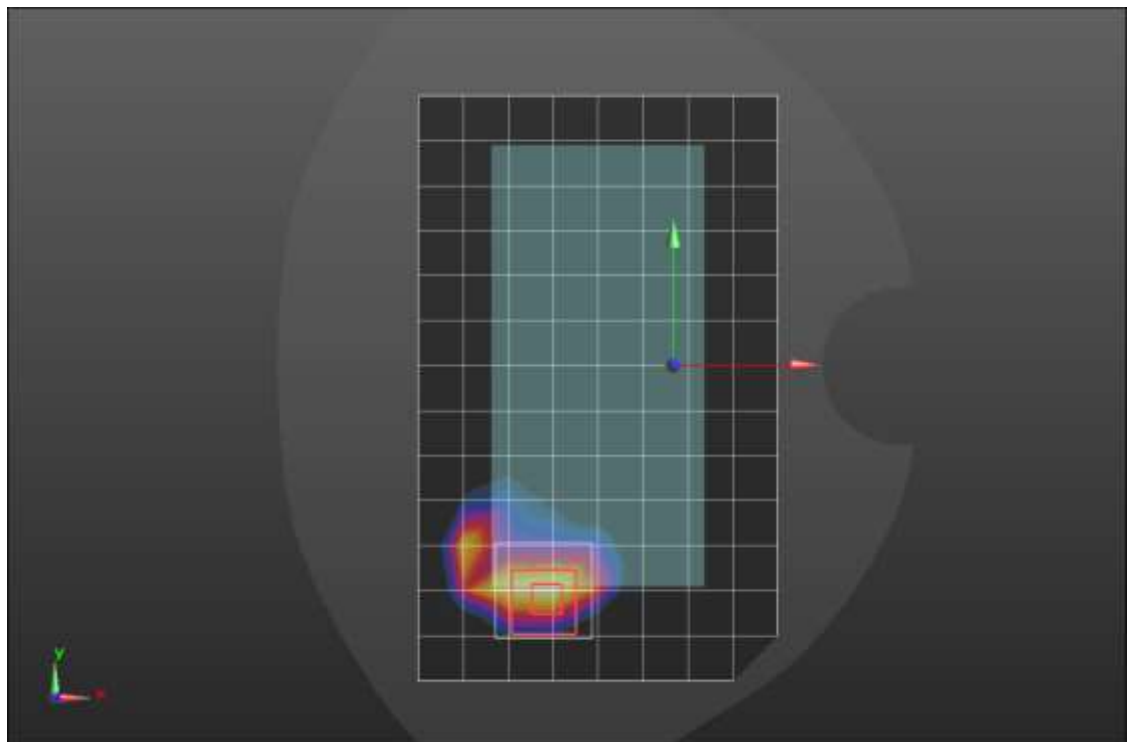
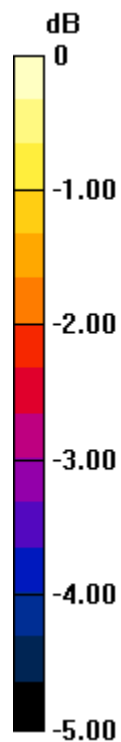
**SAR(1 g) = 0.629 W/kg; SAR(10 g) = 0.320 W/kg**

Smallest distance from peaks to all points 3 dB below = 8 mm

Ratio of SAR at M2 to SAR at M1 = 40.5%

[Info: Interpolated medium parameters used for SAR evaluation.](#)

Maximum value of SAR (measured) = 1.08 W/kg



0 dB = 1.08 W/kg = 0.33 dBW/kg

## LTE Band 13 ANT 1

Frequency: 782 MHz; Duty Cycle: 1:1; Room Ambient Temperature: 24.0°C; Liquid Temperature: 23.0°C  
 Medium parameters used (interpolated):  $f = 782$  MHz;  $\sigma = 0.878$  S/m;  $\epsilon_r = 41.954$ ;  $\rho = 1000$  kg/m<sup>3</sup>

Dasy Configuration:

- Area Scan Setting: Find Secondary Maximum within 2.0 dB and with a peak SAR value greater than 0.0012 W/kg
- Electronics: DAE4 Sn1380; Calibrated: 8/11/2021
- Probe: EX3DV4 - SN3686; ConvF(9.75, 9.75, 9.75) @ 782 MHz; Calibrated: 1/18/2022
- Sensor-Surface: 1.4mm (Mechanical Surface Detection)
- Phantom: Twin-SAM V5.0 (30deg probe tilt); Type: QD 000 P40 CD; Serial: xxxx

**Edge 2/QPSK RB 1,25 Ch 23230/Area Scan (7x14x1):** Measurement grid: dx=15mm, dy=15mm

[Info: Interpolated medium parameters used for SAR evaluation.](#)

Maximum value of SAR (measured) = 0.897 W/kg

**Edge 2/QPSK RB 1,25 Ch 23230/Zoom Scan (5x5x7)/Cube 0:** Measurement grid: dx=8mm, dy=8mm, dz=5mm

Reference Value = 33.44 V/m; Power Drift = 0.17 dB

Peak SAR (extrapolated) = 1.22 W/kg

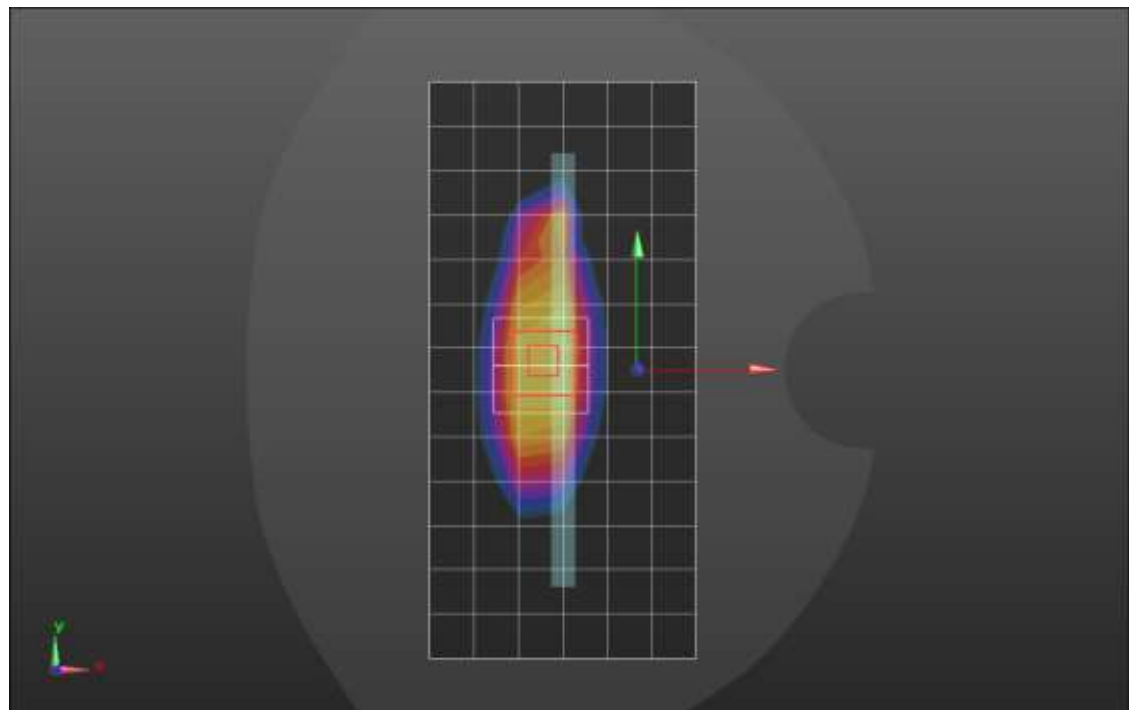
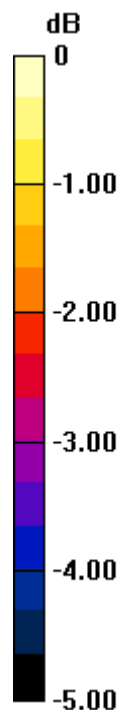
**SAR(1 g) = 0.742 W/kg; SAR(10 g) = 0.486 W/kg**

Smallest distance from peaks to all points 3 dB below = 17.9 mm

Ratio of SAR at M2 to SAR at M1 = 60.3%

[Info: Interpolated medium parameters used for SAR evaluation.](#)

Maximum value of SAR (measured) = 1.04 W/kg



0 dB = 1.04 W/kg = 0.17 dBW/kg

## LTE Band 13 ANT 2

Frequency: 782 MHz; Duty Cycle: 1:1; Room Ambient Temperature: 24.0°C; Liquid Temperature: 23.0°C  
 Medium parameters used (interpolated):  $f = 782 \text{ MHz}$ ;  $\sigma = 0.891 \text{ S/m}$ ;  $\epsilon_r = 42.741$ ;  $\rho = 1000 \text{ kg/m}^3$

Dasy Configuration:

- Area Scan Setting: Find Secondary Maximum within 2.0 dB and with a peak SAR value greater than 0.0012 W/kg
- Electronics: DAE4 Sn1380; Calibrated: 8/11/2021
- Probe: EX3DV4 - SN3686; ConvF(9.75, 9.75, 9.75) @ 782 MHz; Calibrated: 1/18/2022
- Sensor-Surface: 1.4mm (Mechanical Surface Detection)
- Phantom: Twin-SAM V5.0 (30deg probe tilt); Type: QD 000 P40 CD; Serial: xxxx

**LHS Touch\_QPSK RB 25,12 Ch 23230 /Area Scan (9x14x1):** Measurement grid: dx=15mm, dy=15mm

[Info: Interpolated medium parameters used for SAR evaluation.](#)

Maximum value of SAR (measured) = 1.59 W/kg

**LHS/ Touch\_QPSK RB 25,12 Ch 23230 /Zoom Scan (5x5x7)/Cube 0:** Measurement grid: dx=8mm, dy=8mm, dz=5mm

Reference Value = 37.15 V/m; Power Drift = -0.07 dB

Peak SAR (extrapolated) = 1.98 W/kg

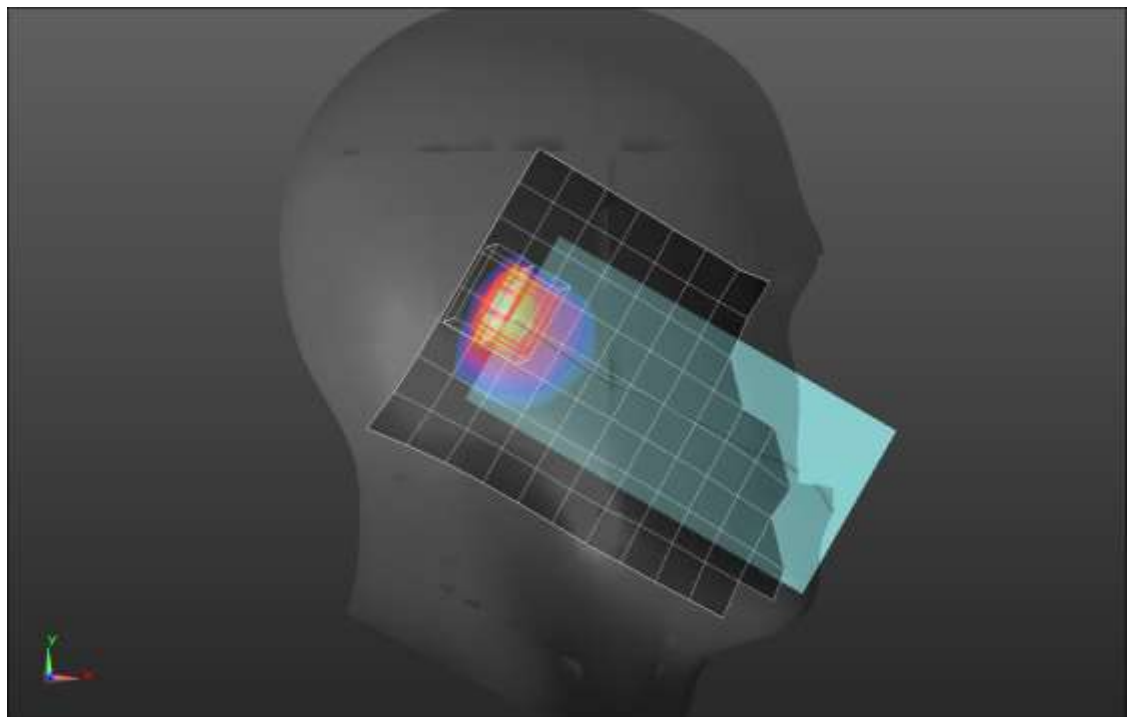
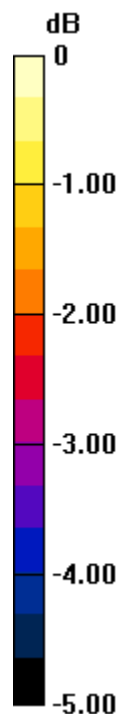
**SAR(1 g) = 0.840 W/kg; SAR(10 g) = 0.489 W/kg**

Smallest distance from peaks to all points 3 dB below = 7.2 mm

Ratio of SAR at M2 to SAR at M1 = 47.7%

[Info: Interpolated medium parameters used for SAR evaluation.](#)

Maximum value of SAR (measured) = 1.33 W/kg



0 dB = 1.33 W/kg = 1.24 dBW/kg

## LTE Band 13 ANT 2

Frequency: 782 MHz; Duty Cycle: 1:1; Room Ambient Temperature: 24.0°C; Liquid Temperature: 23.0°C  
 Medium parameters used (interpolated):  $f = 782$  MHz;  $\sigma = 0.878$  S/m;  $\epsilon_r = 41.954$ ;  $\rho = 1000$  kg/m<sup>3</sup>

Dasy Configuration:

- Area Scan Setting: Find Secondary Maximum within 2.0 dB and with a peak SAR value greater than 0.0012 W/kg
- Electronics: DAE4 Sn1380; Calibrated: 8/11/2021
- Probe: EX3DV4 - SN3686; ConvF(9.75, 9.75, 9.75) @ 782 MHz; Calibrated: 1/18/2022
- Sensor-Surface: 1.4mm (Mechanical Surface Detection)
- Phantom: Twin-SAM V5.0 (30deg probe tilt); Type: QD 000 P40 CD; Serial: xxxx

**Rear/QPSK RB 1,25 Ch 23230/Area Scan (8x14x1):** Measurement grid: dx=15mm, dy=15mm

[Info: Interpolated medium parameters used for SAR evaluation.](#)

Maximum value of SAR (measured) = 0.575 W/kg

**Rear/QPSK RB 1,25 Ch 23230/Zoom Scan (5x5x7)/Cube 0:** Measurement grid: dx=8mm, dy=8mm, dz=5mm

Reference Value = 23.24 V/m; Power Drift = 0.17 dB

Peak SAR (extrapolated) = 0.820 W/kg

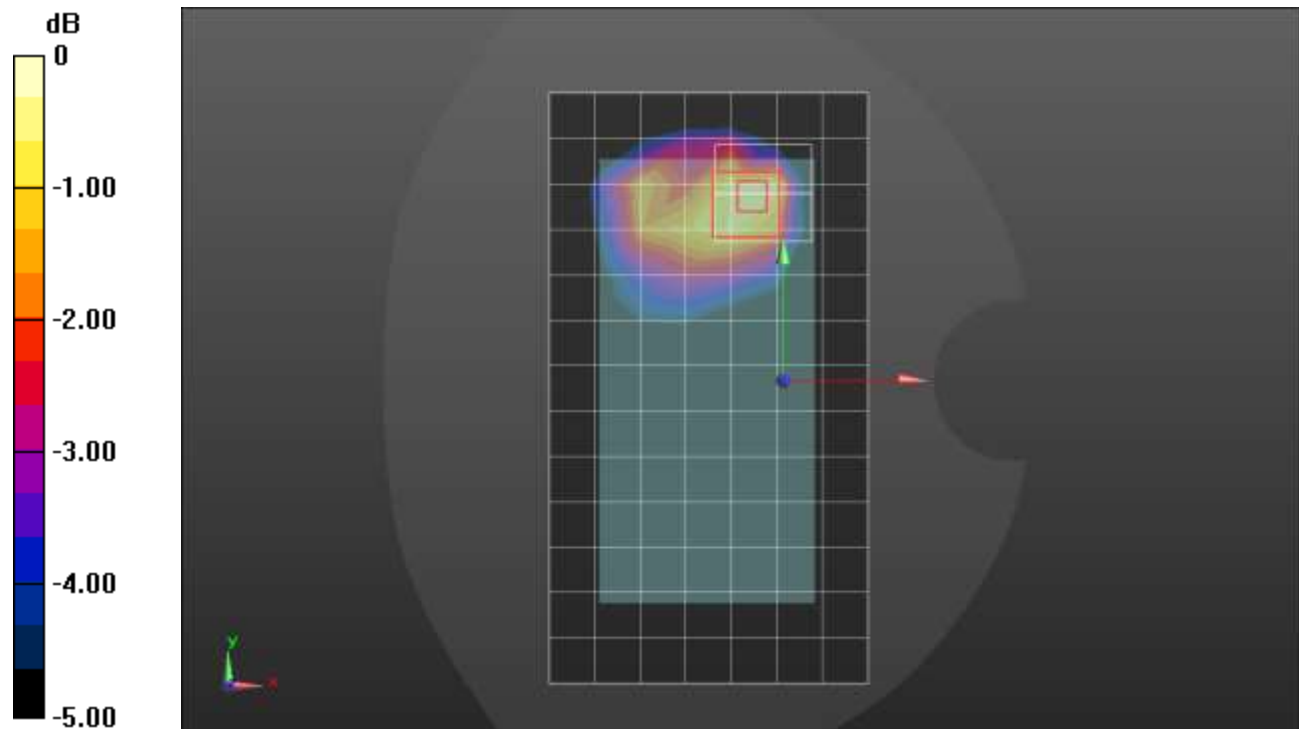
**SAR(1 g) = 0.444 W/kg; SAR(10 g) = 0.271 W/kg**

Smallest distance from peaks to all points 3 dB below = 10.1 mm

Ratio of SAR at M2 to SAR at M1 = 56.2%

[Info: Interpolated medium parameters used for SAR evaluation.](#)

Maximum value of SAR (measured) = 0.629 W/kg



0 dB = 0.629 W/kg = -2.01 dBW/kg

## LTE Band 14 ANT 1

Frequency: 793 MHz; Duty Cycle: 1:1; Room Ambient Temperature: 24.0°C; Liquid Temperature: 23.0°C  
 Medium parameters used (interpolated):  $f = 793$  MHz;  $\sigma = 0.882$  S/m;  $\epsilon_r = 41.915$ ;  $\rho = 1000$  kg/m<sup>3</sup>

Dasy Configuration:

- Area Scan Setting: Find Secondary Maximum within 2.0 dB and with a peak SAR value greater than 0.0012 W/kg
- Electronics: DAE4 Sn1380; Calibrated: 8/11/2021
- Probe: EX3DV4 - SN3686; ConvF(9.75, 9.75, 9.75) @ 793 MHz; Calibrated: 1/18/2022
- Sensor-Surface: 1.4mm (Mechanical Surface Detection)
- Phantom: Twin-SAM V5.0 (30deg probe tilt); Type: QD 000 P40 CD; Serial: xxxx

**RHS/Touch\_QPSK RB 1,25 Ch 23330/Area Scan (9x14x1):** Measurement grid: dx=15mm, dy=15mm

[Info: Interpolated medium parameters used for SAR evaluation.](#)

Maximum value of SAR (measured) = 0.258 W/kg

**RHS/Touch\_QPSK RB 1,25 Ch 23330/Zoom Scan (5x5x7)/Cube 0:** Measurement grid: dx=8mm, dy=8mm, dz=5mm

Reference Value = 16.77 V/m; Power Drift = -0.02 dB

Peak SAR (extrapolated) = 0.299 W/kg

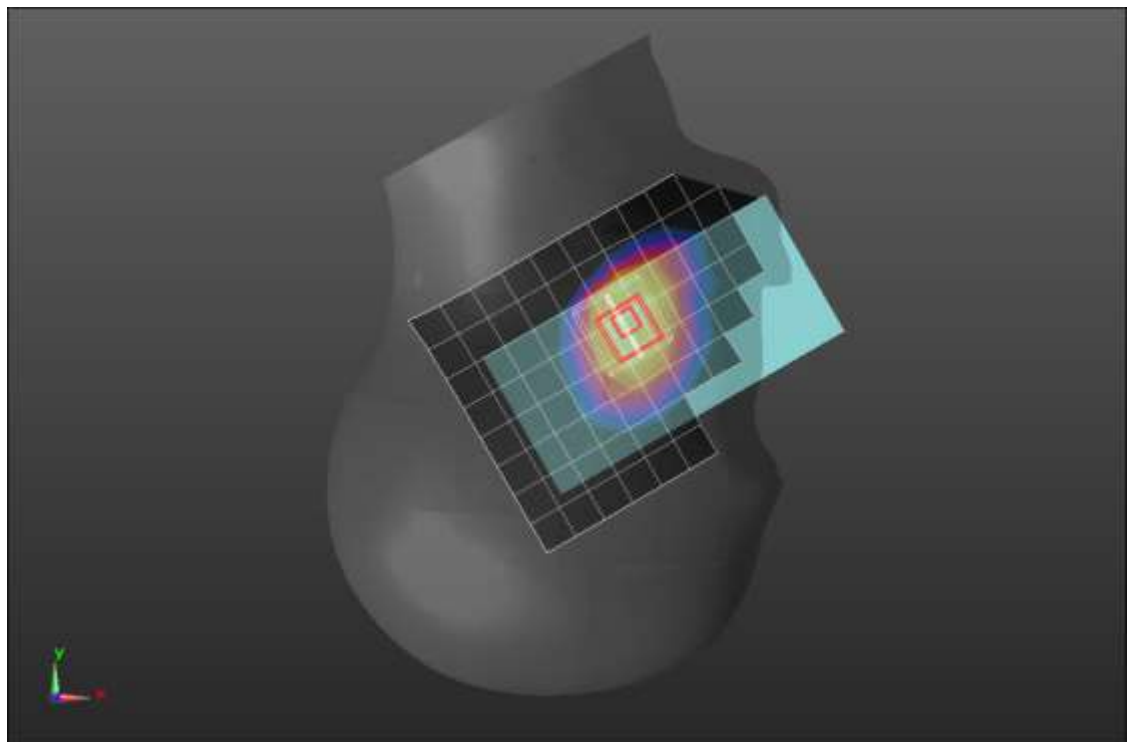
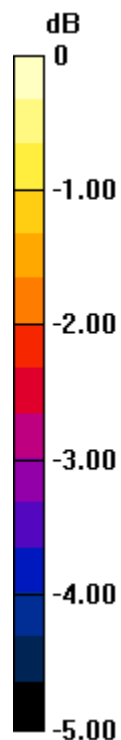
**SAR(1 g) = 0.223 W/kg; SAR(10 g) = 0.171 W/kg**

Smallest distance from peaks to all points 3 dB below = 23.4 mm

Ratio of SAR at M2 to SAR at M1 = 76.4%

[Info: Interpolated medium parameters used for SAR evaluation.](#)

Maximum value of SAR (measured) = 0.272 W/kg



0 dB = 0.272 W/kg = -5.65 dBW/kg

## LTE Band 14 ANT 1

Frequency: 793 MHz; Duty Cycle: 1:1; Room Ambient Temperature: 24.0°C; Liquid Temperature: 23.0°C  
 Medium parameters used (interpolated):  $f = 793$  MHz;  $\sigma = 0.882$  S/m;  $\epsilon_r = 41.915$ ;  $\rho = 1000$  kg/m<sup>3</sup>

Dasy Configuration:

- Area Scan Setting: Find Secondary Maximum within 2.0 dB and with a peak SAR value greater than 0.0012 W/kg
- Electronics: DAE4 Sn1380; Calibrated: 8/11/2021
- Probe: EX3DV4 - SN3686; ConvF(9.75, 9.75, 9.75) @ 793 MHz; Calibrated: 1/18/2022
- Sensor-Surface: 1.4mm (Mechanical Surface Detection)
- Phantom: Twin-SAM V5.0 (30deg probe tilt); Type: QD 000 P40 CD; Serial: xxxx

**Rear/QPSK RB 1,25 Ch 23330/Area Scan (9x15x1):** Measurement grid: dx=15mm, dy=15mm

[Info: Interpolated medium parameters used for SAR evaluation.](#)

Maximum value of SAR (measured) = 1.20 W/kg

**Rear/QPSK RB 1,25 Ch 23330/Zoom Scan (5x5x7)/Cube 0:** Measurement grid: dx=8mm, dy=8mm, dz=5mm

Reference Value = 32.90 V/m; Power Drift = -0.13 dB

Peak SAR (extrapolated) = 1.53 W/kg

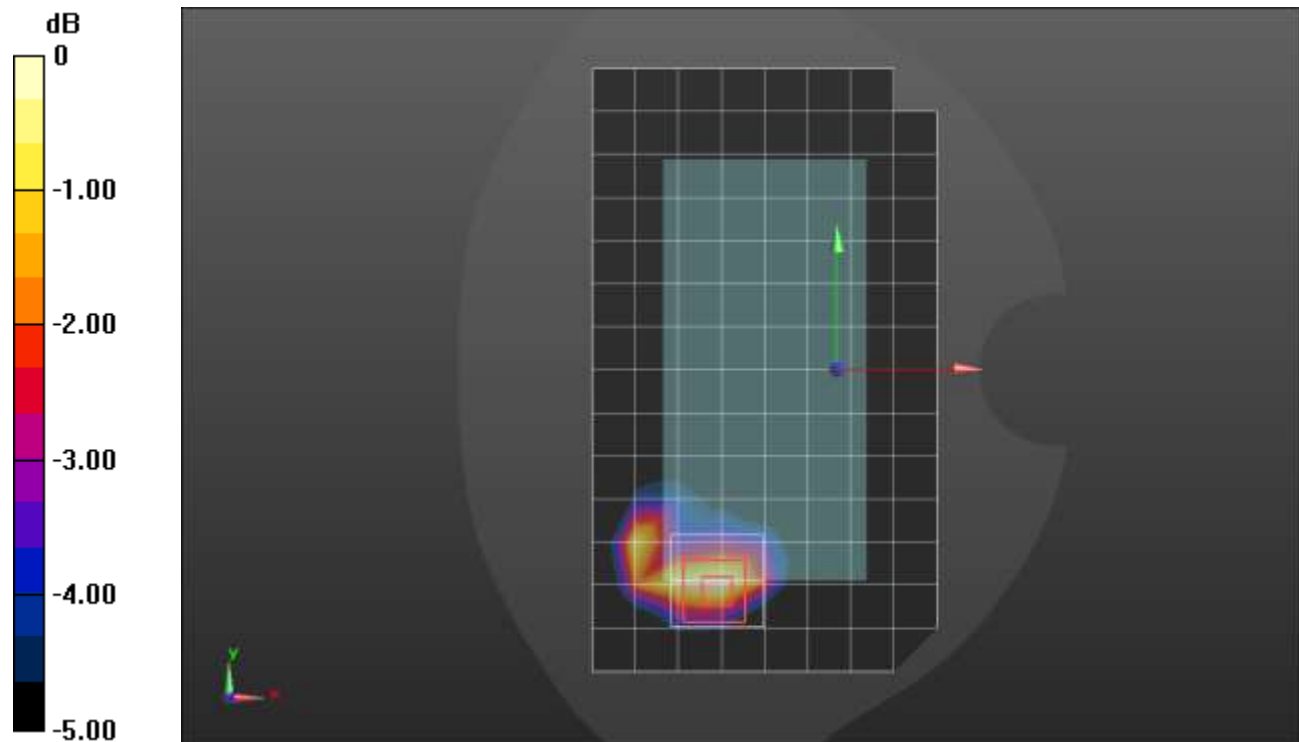
**SAR(1 g) = 0.667 W/kg; SAR(10 g) = 0.339 W/kg**

Smallest distance from peaks to all points 3 dB below = 8.6 mm

Ratio of SAR at M2 to SAR at M1 = 42%

[Info: Interpolated medium parameters used for SAR evaluation.](#)

Maximum value of SAR (measured) = 1.11 W/kg



0 dB = 1.11 W/kg = 0.45 dBW/kg

## LTE Band 14 ANT 1

Frequency: 793 MHz; Duty Cycle: 1:1; Room Ambient Temperature: 24.0°C; Liquid Temperature: 23.0°C  
 Medium parameters used (interpolated):  $f = 793$  MHz;  $\sigma = 0.882$  S/m;  $\epsilon_r = 41.915$ ;  $\rho = 1000$  kg/m<sup>3</sup>

Dasy Configuration:

- Area Scan Setting: Find Secondary Maximum within 2.0 dB and with a peak SAR value greater than 0.0012 W/kg
- Electronics: DAE4 Sn1380; Calibrated: 8/11/2021
- Probe: EX3DV4 - SN3686; ConvF(9.75, 9.75, 9.75) @ 793 MHz; Calibrated: 1/18/2022
- Sensor-Surface: 1.4mm (Mechanical Surface Detection)
- Phantom: Twin-SAM V5.0 (30deg probe tilt); Type: QD 000 P40 CD; Serial: xxxx

**Edge 2/QPSK RB 1,25 Ch 23330 Q25/Area Scan (5x13x1):** Measurement grid: dx=15mm, dy=15mm  
 Maximum value of SAR (measured) = 0.913 W/kg

**Edge 2/QPSK RB 1,25 Ch 23330 Q25/Zoom Scan (5x5x7)/Cube 0:** Measurement grid: dx=8mm, dy=8mm, dz=5mm

Reference Value = 33.27 V/m; Power Drift = -0.13 dB

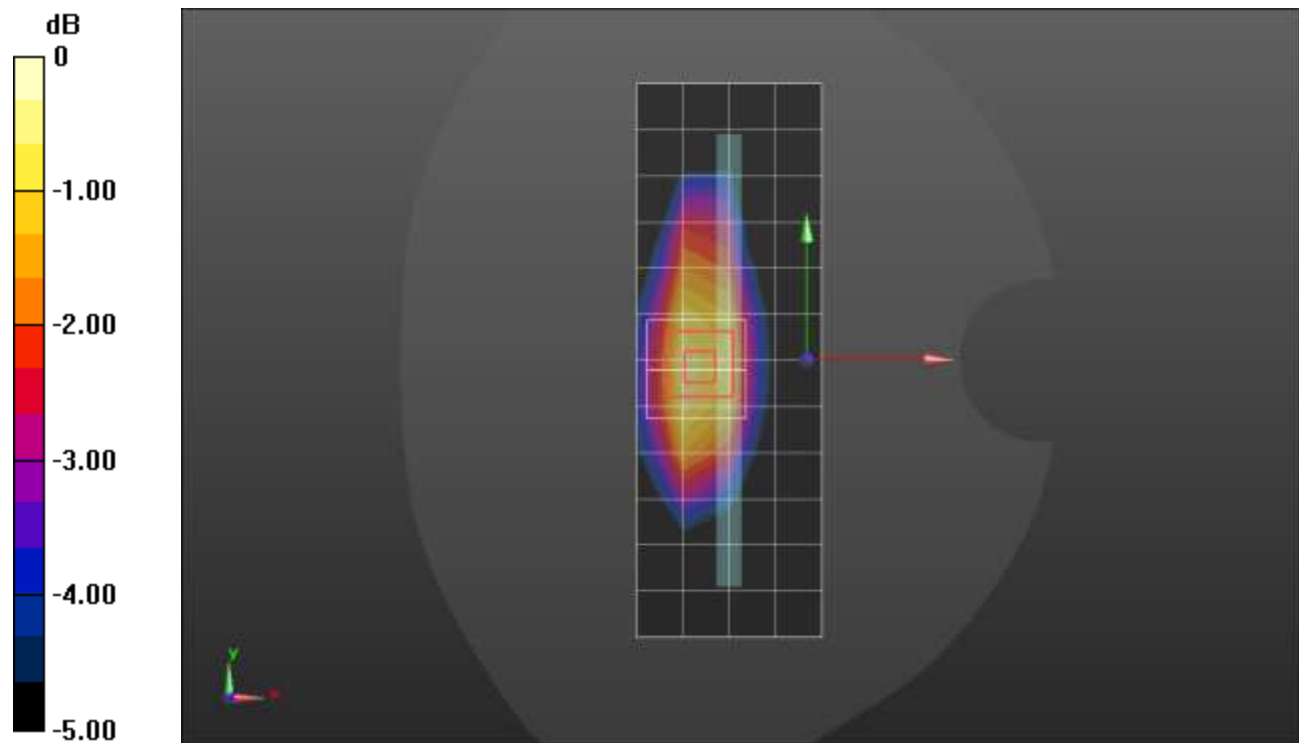
Peak SAR (extrapolated) = 1.16 W/kg

**SAR(1 g) = 0.728 W/kg; SAR(10 g) = 0.478 W/kg**

Smallest distance from peaks to all points 3 dB below = 17.6 mm

Ratio of SAR at M2 to SAR at M1 = 62.5%

Maximum value of SAR (measured) = 1.00 W/kg



0 dB = 1.00 W/kg = 0.00 dBW/kg



## LTE Band 14 ANT 2

Frequency: 793 MHz; Duty Cycle: 1:1; Room Ambient Temperature: 24.0°C; Liquid Temperature: 23.0°C  
 Medium parameters used (interpolated):  $f = 793$  MHz;  $\sigma = 0.886$  S/m;  $\epsilon_r = 39.644$ ;  $\rho = 1000$  kg/m<sup>3</sup>

Dasy Configuration:

- Area Scan Setting: Find Secondary Maximum within 2.0 dB and with a peak SAR value greater than 0.0012 W/kg
- Electronics: DAE4 Sn1380; Calibrated: 8/11/2021
- Probe: EX3DV4 - SN3686; ConvF(9.75, 9.75, 9.75) @ 793 MHz; Calibrated: 1/18/2022
- Sensor-Surface: 1.4mm (Mechanical Surface Detection)
- Phantom: Twin-SAM V5.0 (30deg probe tilt); Type: QD 000 P40 CD; Serial: xxxx

**RHS/Touch\_QPSK RB 1,25 Ch 23330 2/Area Scan (9x14x1):** Measurement grid: dx=15mm, dy=15mm

[Info: Interpolated medium parameters used for SAR evaluation.](#)

Maximum value of SAR (measured) = 1.09 W/kg

**RHS/Touch\_QPSK RB 1,25 Ch 23330 2/Zoom Scan (5x5x7)/Cube 0:** Measurement grid: dx=8mm, dy=8mm, dz=5mm

Reference Value = 30.26 V/m; Power Drift = 0.17 dB

Peak SAR (extrapolated) = 2.14 W/kg

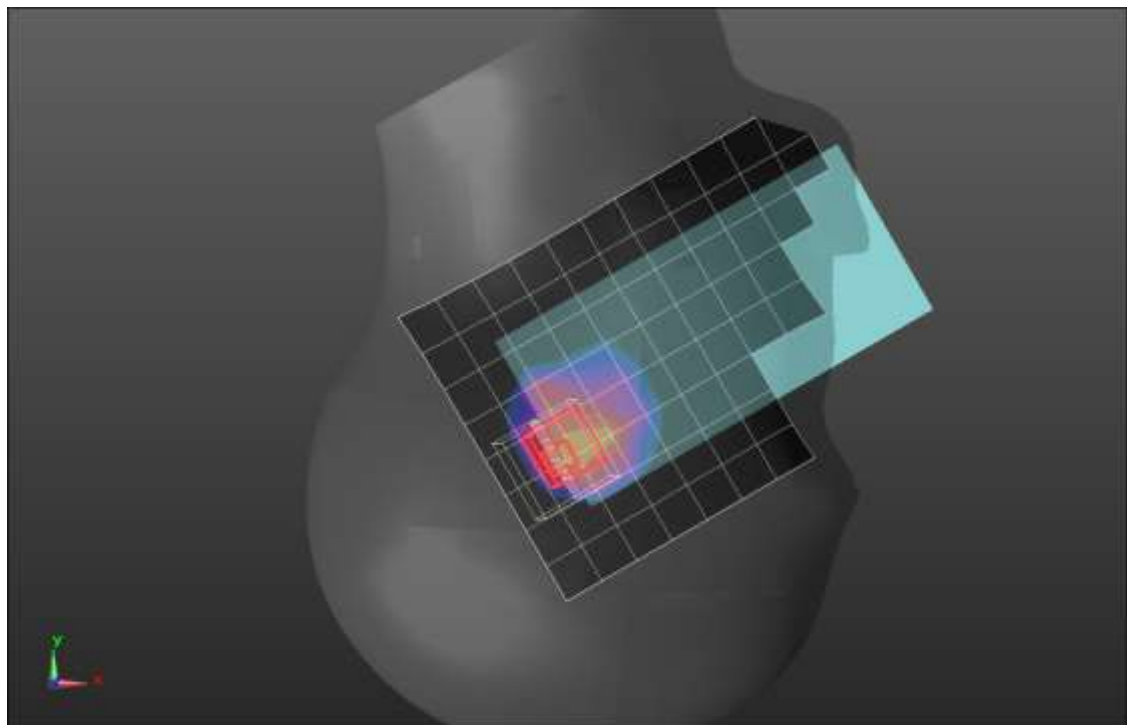
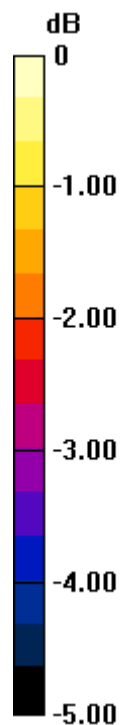
**SAR(1 g) = 0.905 W/kg; SAR(10 g) = 0.551 W/kg**

Smallest distance from peaks to all points 3 dB below = 8 mm

Ratio of SAR at M2 to SAR at M1 = 39.7%

[Info: Interpolated medium parameters used for SAR evaluation.](#)

Maximum value of SAR (measured) = 1.59 W/kg



0 dB = 1.59 W/kg = 2.01 dBW/kg

## LTE Band 14 ANT 2

Frequency: 793 MHz; Duty Cycle: 1:1; Room Ambient Temperature: 24.0°C; Liquid Temperature: 23.0°C  
 Medium parameters used (interpolated):  $f = 793 \text{ MHz}$ ;  $\sigma = 0.894 \text{ S/m}$ ;  $\epsilon_r = 43.195$ ;  $\rho = 1000 \text{ kg/m}^3$

Dasy Configuration:

- Area Scan Setting: Find Secondary Maximum within 2.0 dB and with a peak SAR value greater than 0.0012 W/kg
- Electronics: DAE4 Sn1547; Calibrated: 4/21/2022
- Probe: EX3DV4 - SN3989; ConvF(10.59, 10.59, 10.59) @ 793 MHz; Calibrated: 1/19/2022
- Sensor-Surface: 1.4mm (Mechanical Surface Detection)
- Phantom: SAM with CRP v5.0; Type: QD000P40CD; Serial: TP:xxxx

**Rear/QPSK RB 1,25 Ch 23330/Area Scan (9x14x1):** Measurement grid: dx=15mm, dy=15mm

[Info: Interpolated medium parameters used for SAR evaluation.](#)

Maximum value of SAR (measured) = 0.850 W/kg

**Rear/QPSK RB 1,25 Ch 23330/Zoom Scan (5x5x7)/Cube 0:** Measurement grid: dx=8mm, dy=8mm, dz=5mm

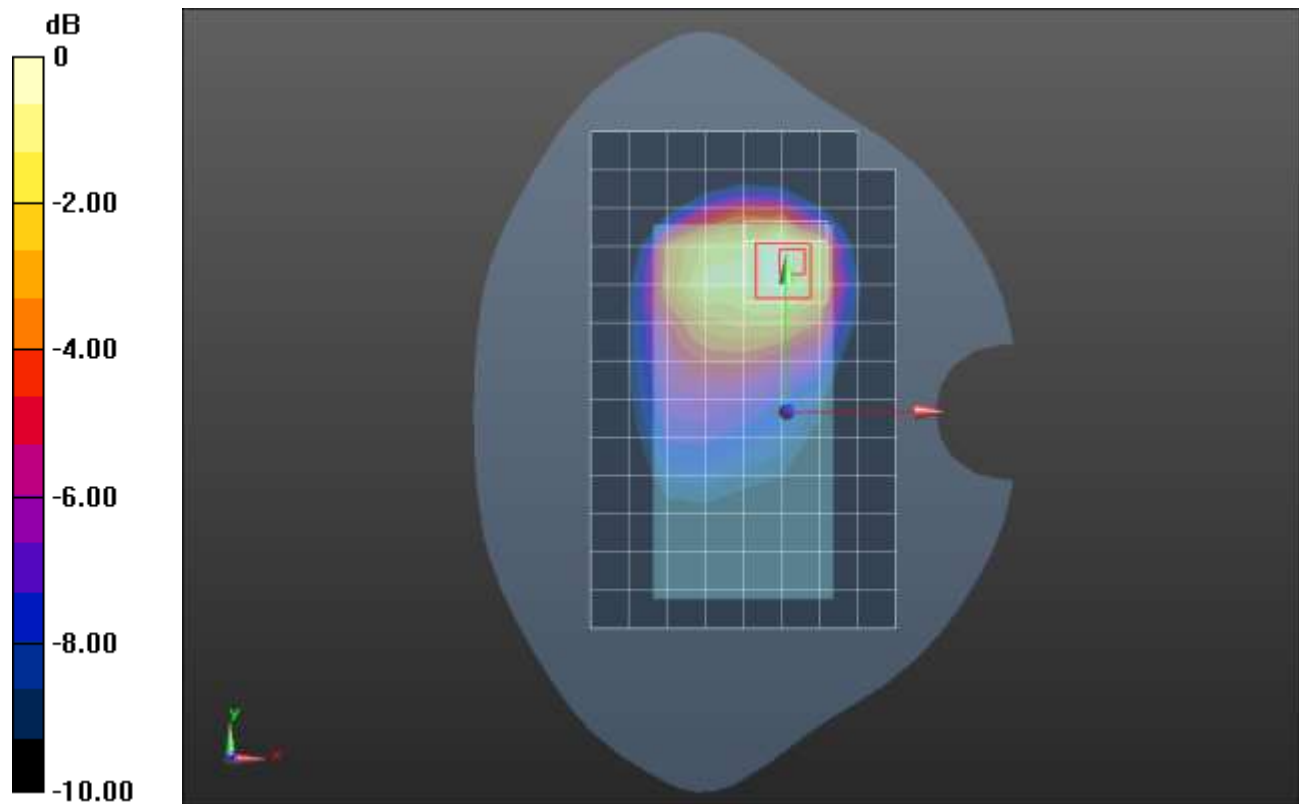
Reference Value = 27.59 V/m; Power Drift = -0.14 dB

Peak SAR (extrapolated) = 1.18 W/kg

**SAR(1 g) = 0.571 W/kg; SAR(10 g) = 0.341 W/kg**

[Info: Interpolated medium parameters used for SAR evaluation.](#)

Maximum value of SAR (measured) = 0.851 W/kg



0 dB = 0.851 W/kg = -0.70 dBW/kg

## LTE Band 25 ANT 1

Frequency: 1882.5 MHz; Duty Cycle: 1:1; Room Ambient Temperature: 24.0°C; Liquid Temperature: 23.0°C  
 Medium parameters used (interpolated):  $f = 1882.5$  MHz;  $\sigma = 1.445$  S/m;  $\epsilon_r = 38.858$ ;  $\rho = 1000$  kg/m<sup>3</sup>

Dasy Configuration:

- Area Scan Setting: Find Secondary Maximum within 2.0 dB and with a peak SAR value greater than 0.0012 W/kg
- Electronics: DAE4 Sn1545; Calibrated: 2/23/2022
- Probe: EX3DV4 - SN7500; ConvF(8.1, 8.1, 8.1) @ 1882.5 MHz; Calibrated: 3/25/2022
- Sensor-Surface: 1.4mm (Mechanical Surface Detection)
- Phantom: Twin-SAM V8.0 (20deg probe tilt); Type: QD 000 P41 AA; Serial: 1948

**RHS/Touch\_QPSK RB 50,24 Ch 26365/Area Scan (8x12x1):** Measurement grid: dx=15mm, dy=15mm

[Info: Interpolated medium parameters used for SAR evaluation.](#)

Maximum value of SAR (measured) = 0.420 W/kg

**RHS/Touch\_QPSK RB 50,24 Ch 26365/Zoom Scan (5x5x7)/Cube 0:** Measurement grid: dx=8mm, dy=8mm, dz=5mm

Reference Value = 16.12 V/m; Power Drift = 0.05 dB

Peak SAR (extrapolated) = 0.500 W/kg

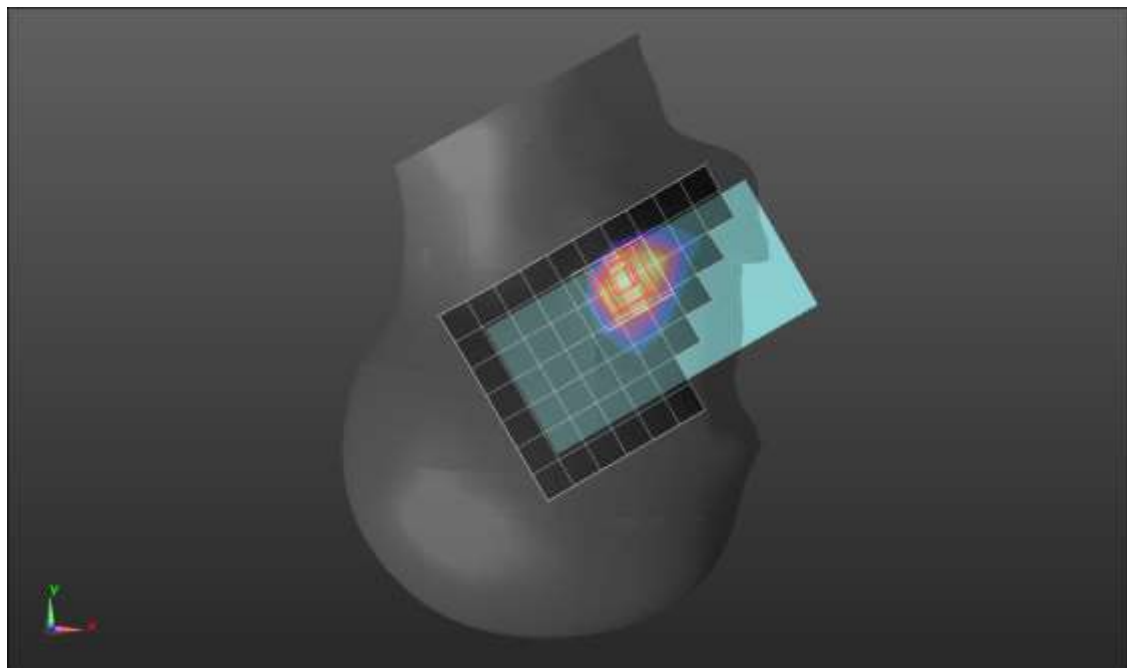
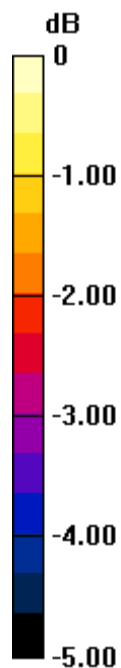
**SAR(1 g) = 0.313 W/kg; SAR(10 g) = 0.192 W/kg**

Smallest distance from peaks to all points 3 dB below = 13.3 mm

Ratio of SAR at M2 to SAR at M1 = 60.5%

[Info: Interpolated medium parameters used for SAR evaluation.](#)

Maximum value of SAR (measured) = 0.413 W/kg



0 dB = 0.413 W/kg = -3.84 dBW/kg

### LTE Band 25 ANT 1

Frequency: 1882.5 MHz; Duty Cycle: 1:1; Room Ambient Temperature: 24.0°C; Liquid Temperature: 23.0°C  
 Medium parameters used (interpolated):  $f = 1882.5$  MHz;  $\sigma = 1.447$  S/m;  $\epsilon_r = 38.45$ ;  $\rho = 1000$  kg/m<sup>3</sup>

Dasy Configuration:

- Area Scan Setting: Find Secondary Maximum within 2.0 dB and with a peak SAR value greater than 0.0012 W/kg
- Electronics: DAE4 Sn1545; Calibrated: 2/23/2022
- Probe: EX3DV4 - SN7500; ConvF(8.1, 8.1, 8.1) @ 1882.5 MHz; Calibrated: 3/25/2022
- Sensor-Surface: 1.4mm (Mechanical Surface Detection)
- Phantom: Twin-SAM V8.0 (20deg probe tilt); Type: QD 000 P41 AA; Serial: 1948

**Rear/QPSK RB 50,24Ch 26365/Area Scan (7x13x1):** Measurement grid: dx=15mm, dy=15mm  
 Maximum value of SAR (measured) = 0.726 W/kg

**Rear/QPSK RB 50,24Ch 26365/Zoom Scan (5x5x7)/Cube 0:** Measurement grid: dx=8mm, dy=8mm, dz=5mm

Reference Value = 23.07 V/m; Power Drift = -0.03 dB

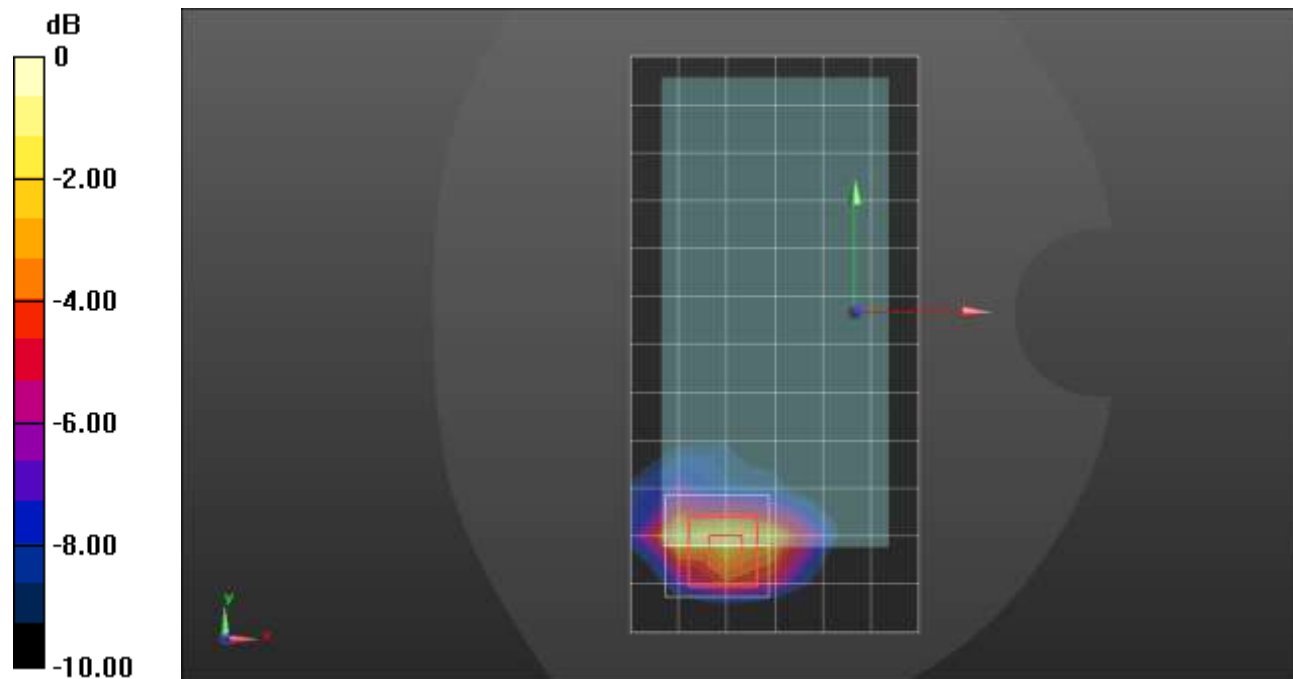
Peak SAR (extrapolated) = 1.16 W/kg

**SAR(1 g) = 0.547 W/kg; SAR(10 g) = 0.268 W/kg**

Smallest distance from peaks to all points 3 dB below = 8 mm

Ratio of SAR at M2 to SAR at M1 = 45.9%

Maximum value of SAR (measured) = 0.918 W/kg



0 dB = 0.918 W/kg = -0.37 dBW/kg

### LTE Band 25 ANT 1

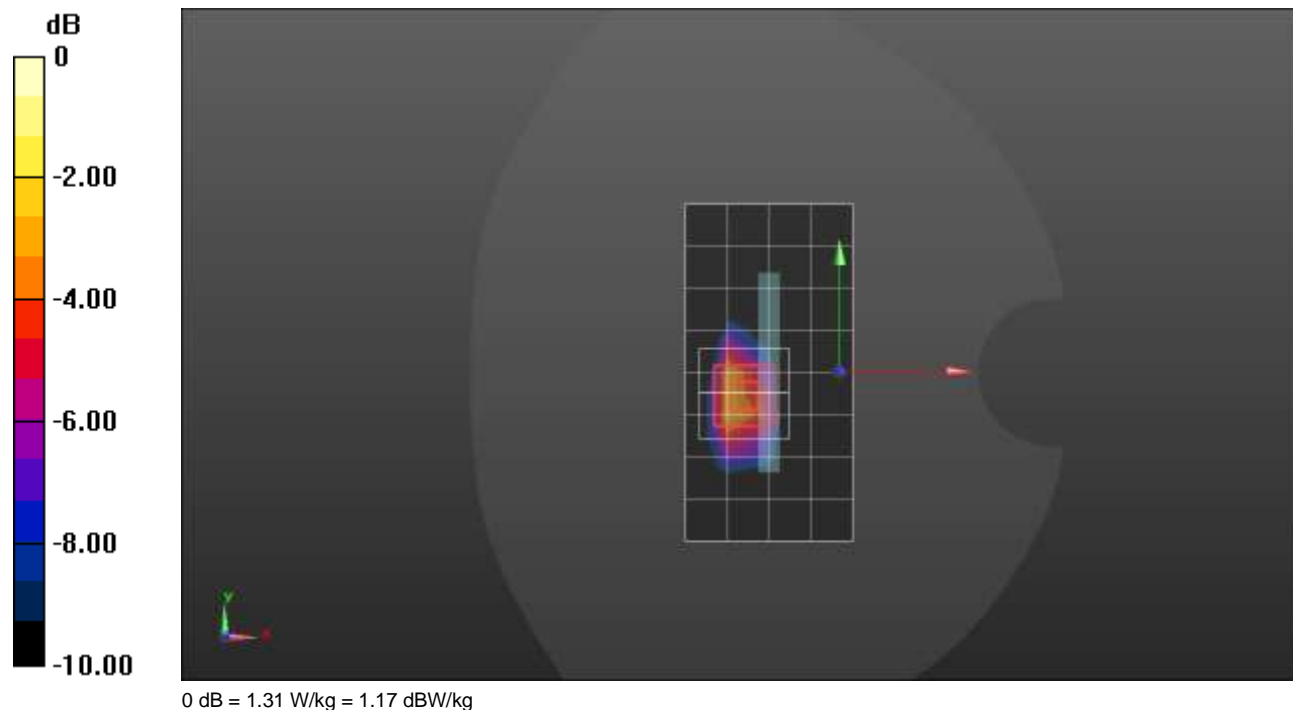
Frequency: 1905 MHz; Duty Cycle: 1:1; Room Ambient Temperature: 24.0°C; Liquid Temperature: 23.0°C  
Medium parameters used:  $f = 1905$  MHz;  $\sigma = 1.439$  S/m;  $\epsilon_r = 38.848$ ;  $\rho = 1000$  kg/m<sup>3</sup>

Dasy Configuration:

- Area Scan Setting: Find Secondary Maximum within 2.0 dB and with a peak SAR value greater than 0.0012 W/kg
- Electronics: DAE4 Sn1545; Calibrated: 2/23/2022
- Probe: EX3DV4 - SN7500; ConvF(8.1, 8.1, 8.1) @ 1905 MHz; Calibrated: 3/25/2022
- Sensor-Surface: 1.4mm (Mechanical Surface Detection)
- Phantom: Twin-SAM V8.0 (20deg probe tilt); Type: QD 000 P41 AA; Serial: 1948

**Edge 3/QPSK RB 50,24 Ch 26590/Area Scan (5x9x1):** Measurement grid: dx=15mm, dy=15mm  
Maximum value of SAR (measured) = 0.771 W/kg

**Edge 3/QPSK RB 50,24 Ch 26590/Zoom Scan (5x5x7)/Cube 0:** Measurement grid: dx=8mm, dy=8mm, dz=5mm  
Reference Value = 23.97 V/m; Power Drift = -0.11 dB  
Peak SAR (extrapolated) = 1.64 W/kg  
**SAR(1 g) = 0.751 W/kg; SAR(10 g) = 0.338 W/kg**  
Smallest distance from peaks to all points 3 dB below = 8 mm  
Ratio of SAR at M2 to SAR at M1 = 46.7%  
Maximum value of SAR (measured) = 1.31 W/kg



## LTE Band 25 ANT 2

Frequency: 1905 MHz; Duty Cycle: 1:1; Room Ambient Temperature: 24.0°C; Liquid Temperature: 23.0°C  
 Medium parameters used:  $f = 1905$  MHz;  $\sigma = 1.459$  S/m;  $\epsilon_r = 38.411$ ;  $\rho = 1000$  kg/m<sup>3</sup>

Dasy Configuration:

- Area Scan Setting: Find Secondary Maximum within 2.0 dB and with a peak SAR value greater than 0.0012 W/kg
- Electronics: DAE4 Sn1545; Calibrated: 2/23/2022
- Probe: EX3DV4 - SN7500; ConvF(8.1, 8.1, 8.1) @ 1905 MHz; Calibrated: 3/25/2022
- Sensor-Surface: 1.4mm (Mechanical Surface Detection)
- Phantom: Twin-SAM V8.0 (20deg probe tilt); Type: QD 000 P41 AA; Serial: 1948

**RHS/Touch\_QPSK RB 50,24 Ch 26590/Area Scan (9x13x1):** Measurement grid: dx=15mm, dy=15mm  
 Maximum value of SAR (measured) = 1.42 W/kg

**RHS/Touch\_QPSK RB 50,24 Ch 26590/Zoom Scan (5x5x7)/Cube 0:** Measurement grid: dx=8mm, dy=8mm, dz=5mm

Reference Value = 29.65 V/m; Power Drift = 0.05 dB

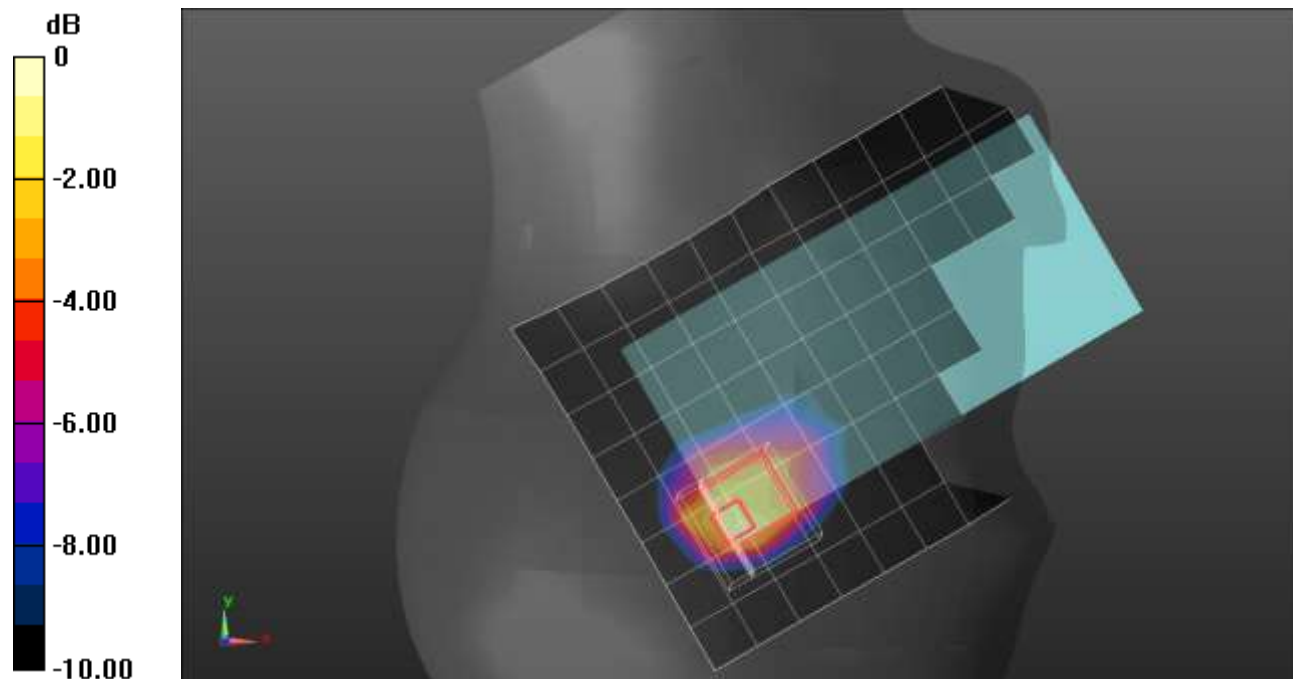
Peak SAR (extrapolated) = 2.24 W/kg

**SAR(1 g) = 0.850 W/kg; SAR(10 g) = 0.470 W/kg**

Smallest distance from peaks to all points 3 dB below = 8 mm

Ratio of SAR at M2 to SAR at M1 = 34.7%

Maximum value of SAR (measured) = 1.65 W/kg



0 dB = 1.65 W/kg = 2.17 dBW/kg

## LTE Band 25 ANT 2

Frequency: 1905 MHz; Duty Cycle: 1:1; Room Ambient Temperature: 24.0°C; Liquid Temperature: 23.0°C

Medium parameters used:  $f = 1905$  MHz;  $\sigma = 1.459$  S/m;  $\epsilon_r = 38.806$ ;  $\rho = 1000$  kg/m<sup>3</sup>

Dasy Configuration:

- Area Scan Setting: Find Secondary Maximum within 2.0 dB and with a peak SAR value greater than 0.0012 W/kg
- Electronics: DAE4 Sn1545; Calibrated: 2/23/2022
- Probe: EX3DV4 - SN7500; ConvF(8.1, 8.1, 8.1) @ 1905 MHz; Calibrated: 3/25/2022
- Sensor-Surface: 1.4mm (Mechanical Surface Detection)
- Phantom: Twin-SAM V8.0 (20deg probe tilt); Type: QD 000 P41 AA; Serial: 1948

**Rear/QPSK RB 50,24 Ch 26590/Area Scan (9x14x1):** Measurement grid: dx=15mm, dy=15mm

Maximum value of SAR (measured) = 1.11 W/kg

**Rear/QPSK RB 50,24 Ch 26590/Zoom Scan (5x5x7)/Cube 0:** Measurement grid: dx=8mm, dy=8mm, dz=5mm

Reference Value = 28.44 V/m; Power Drift = -0.04 dB

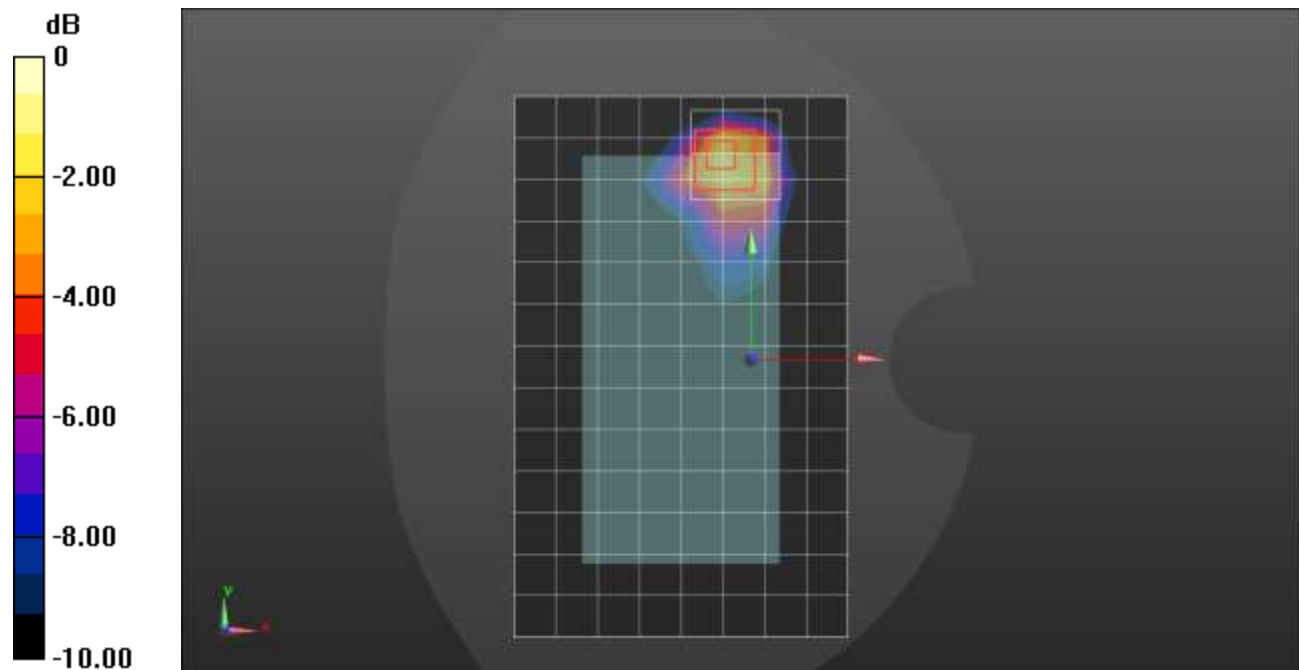
Peak SAR (extrapolated) = 2.02 W/kg

**SAR(1 g) = 0.838 W/kg; SAR(10 g) = 0.384 W/kg**

Smallest distance from peaks to all points 3 dB below = 6.8 mm

Ratio of SAR at M2 to SAR at M1 = 44%

Maximum value of SAR (measured) = 1.49 W/kg



0 dB = 1.49 W/kg = 1.73 dBW/kg

### LTE Band 25 ANT 3

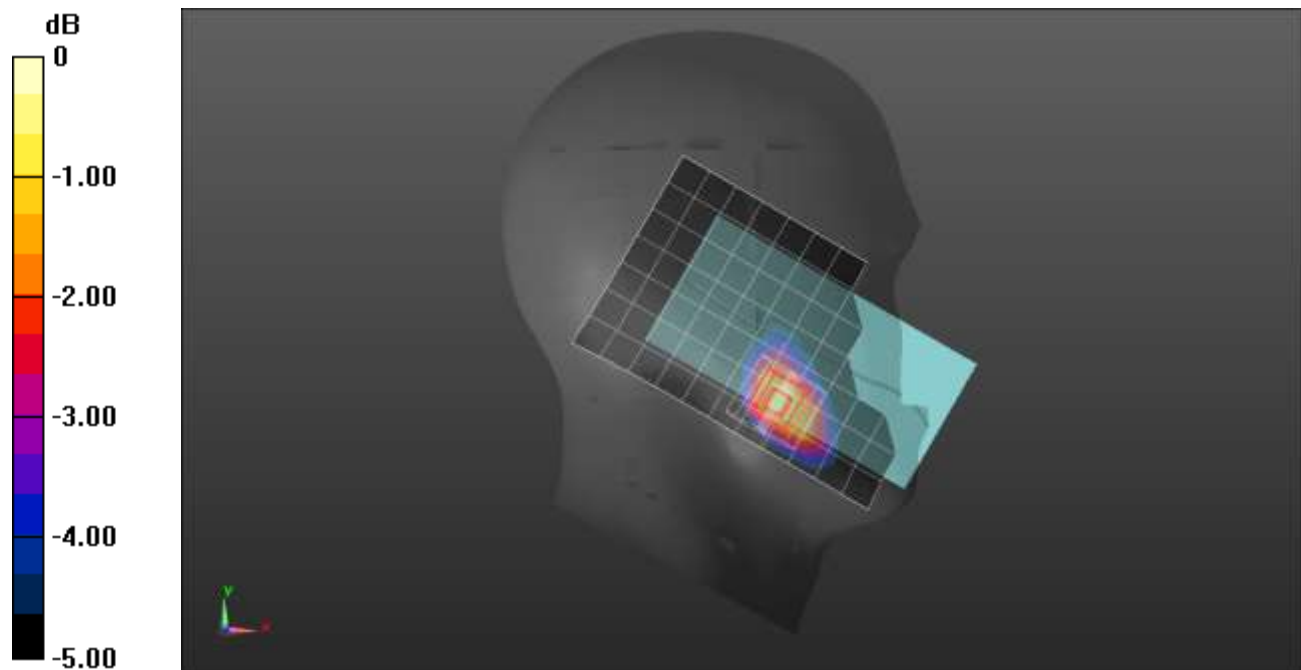
Frequency: 1882.5 MHz; Duty Cycle: 1:1; Room Ambient Temperature: 24.0°C; Liquid Temperature: 23.0°C  
 Medium parameters used (interpolated):  $f = 1882.5$  MHz;  $\sigma = 1.445$  S/m;  $\epsilon_r = 38.858$ ;  $\rho = 1000$  kg/m<sup>3</sup>

Dasy Configuration:

- Area Scan Setting: Find Secondary Maximum within 2.0 dB and with a peak SAR value greater than 0.0012 W/kg
- Electronics: DAE4 Sn1545; Calibrated: 2/23/2022
- Probe: EX3DV4 - SN7500; ConvF(8.1, 8.1, 8.1) @ 1882.5 MHz; Calibrated: 3/25/2022
- Sensor-Surface: 1.4mm (Mechanical Surface Detection)
- Phantom: Twin-SAM V8.0 (20deg probe tilt); Type: QD 000 P41 AA; Serial: 1948

**LHS/Touch\_QPSK RB 1,49 Ch 26365/Area Scan (8x13x1):** Measurement grid: dx=15mm, dy=15mm  
 Maximum value of SAR (measured) = 0.765 W/kg

**LHS/Touch\_QPSK RB 1,49 Ch 26365/Zoom Scan (5x5x7)/Cube 0:** Measurement grid: dx=8mm, dy=8mm, dz=5mm  
 Reference Value = 24.18 V/m; Power Drift = -0.08 dB  
 Peak SAR (extrapolated) = 1.07 W/kg  
**SAR(1 g) = 0.652 W/kg; SAR(10 g) = 0.398 W/kg**  
 Smallest distance from peaks to all points 3 dB below = 14.4 mm  
 Ratio of SAR at M2 to SAR at M1 = 61%  
 Maximum value of SAR (measured) = 0.921 W/kg



0 dB = 0.921 W/kg = -0.36 dBW/kg



### LTE Band 25 ANT 3

Frequency: 1882.5 MHz; Duty Cycle: 1:1; Room Ambient Temperature: 24.0°C; Liquid Temperature: 23.0°C  
Medium parameters used (interpolated):  $f = 1882.5$  MHz;  $\sigma = 1.447$  S/m;  $\epsilon_r = 38.45$ ;  $\rho = 1000$  kg/m<sup>3</sup>

Dasy Configuration:

- Area Scan Setting: Find Secondary Maximum within 2.0 dB and with a peak SAR value greater than 0.0012 W/kg
- Electronics: DAE4 Sn1545; Calibrated: 2/23/2022
- Probe: EX3DV4 - SN7500; ConvF(8.1, 8.1, 8.1) @ 1882.5 MHz; Calibrated: 3/25/2022
- Sensor-Surface: 1.4mm (Mechanical Surface Detection)
- Phantom: Twin-SAM V8.0 (20deg probe tilt); Type: QD 000 P41 AA; Serial: 1948

**Rear/QPSK RB 50,24 Ch 26365/Area Scan (8x14x1):** Measurement grid: dx=15mm, dy=15mm  
Maximum value of SAR (measured) = 1.20 W/kg

**Rear/QPSK RB 50,24 Ch 26365/Zoom Scan (5x5x7)/Cube 0:** Measurement grid: dx=8mm, dy=8mm, dz=5mm

Reference Value = 30.10 V/m; Power Drift = -0.03 dB

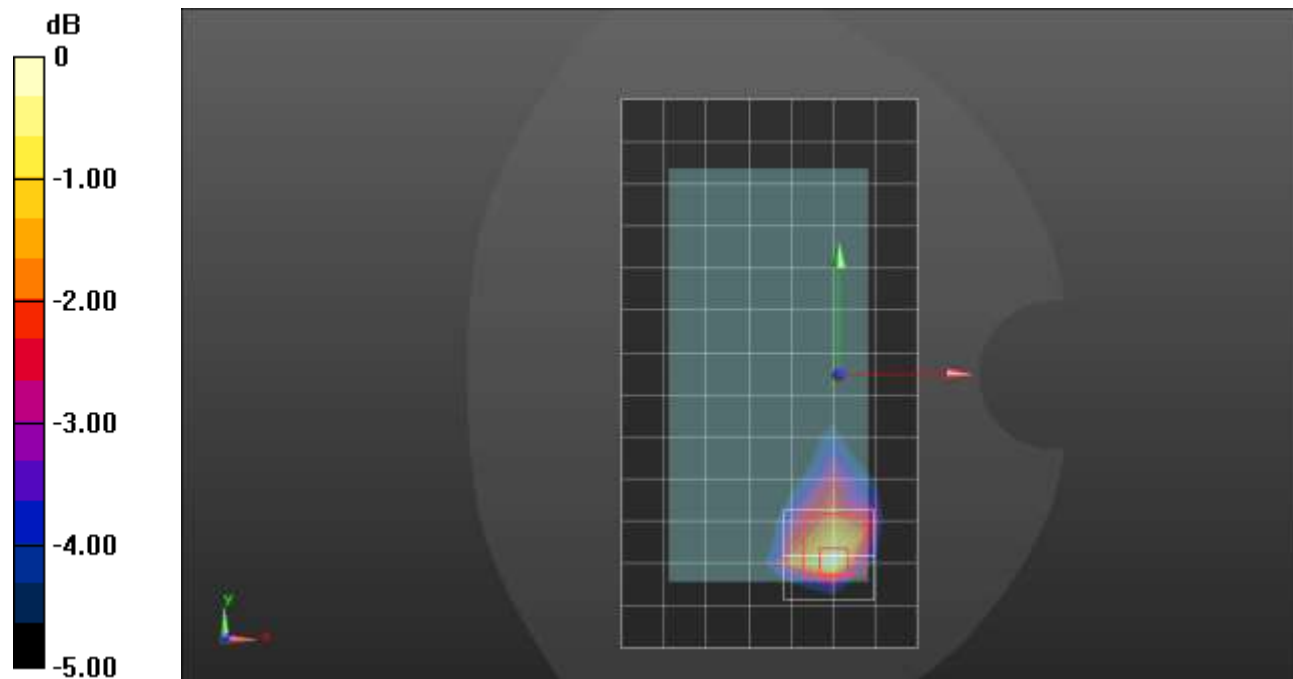
Peak SAR (extrapolated) = 1.60 W/kg

**SAR(1 g) = 0.712 W/kg; SAR(10 g) = 0.373 W/kg**

Smallest distance from peaks to all points 3 dB below = 8.6 mm

Ratio of SAR at M2 to SAR at M1 = 44.9%

Maximum value of SAR (measured) = 1.14 W/kg



0 dB = 1.14 W/kg = 0.57 dBW/kg

### LTE Band 25 ANT 3

Frequency: 1882.5 MHz; Duty Cycle: 1:1; Room Ambient Temperature: 24.0°C; Liquid Temperature: 23.0°C  
 Medium parameters used (interpolated):  $f = 1882.5$  MHz;  $\sigma = 1.405$  S/m;  $\epsilon_r = 38.691$ ;  $\rho = 1000$  kg/m<sup>3</sup>

Dasy Configuration:

- Area Scan Setting: Find Secondary Maximum within 2.0 dB and with a peak SAR value greater than 0.0012 W/kg
- Electronics: DAE4 Sn1545; Calibrated: 2/23/2022
- Probe: EX3DV4 - SN7500; ConvF(8.1, 8.1, 8.1) @ 1882.5 MHz; Calibrated: 3/25/2022
- Sensor-Surface: 1.4mm (Mechanical Surface Detection)
- Phantom: Twin-SAM V8.0 (20deg probe tilt); Type: QD 000 P41 AA; Serial: 1948

**Edge 4/QPSK RB 100,0 Ch 26365/Area Scan (5x14x1):** Measurement grid: dx=15mm, dy=15mm

Maximum value of SAR (measured) = 0.783 W/kg

**Edge 4/QPSK RB 100,0 Ch 26365/Zoom Scan (5x5x7)/Cube 0:** Measurement grid: dx=8mm, dy=8mm, dz=5mm

Reference Value = 24.56 V/m; Power Drift = -0.14 dB

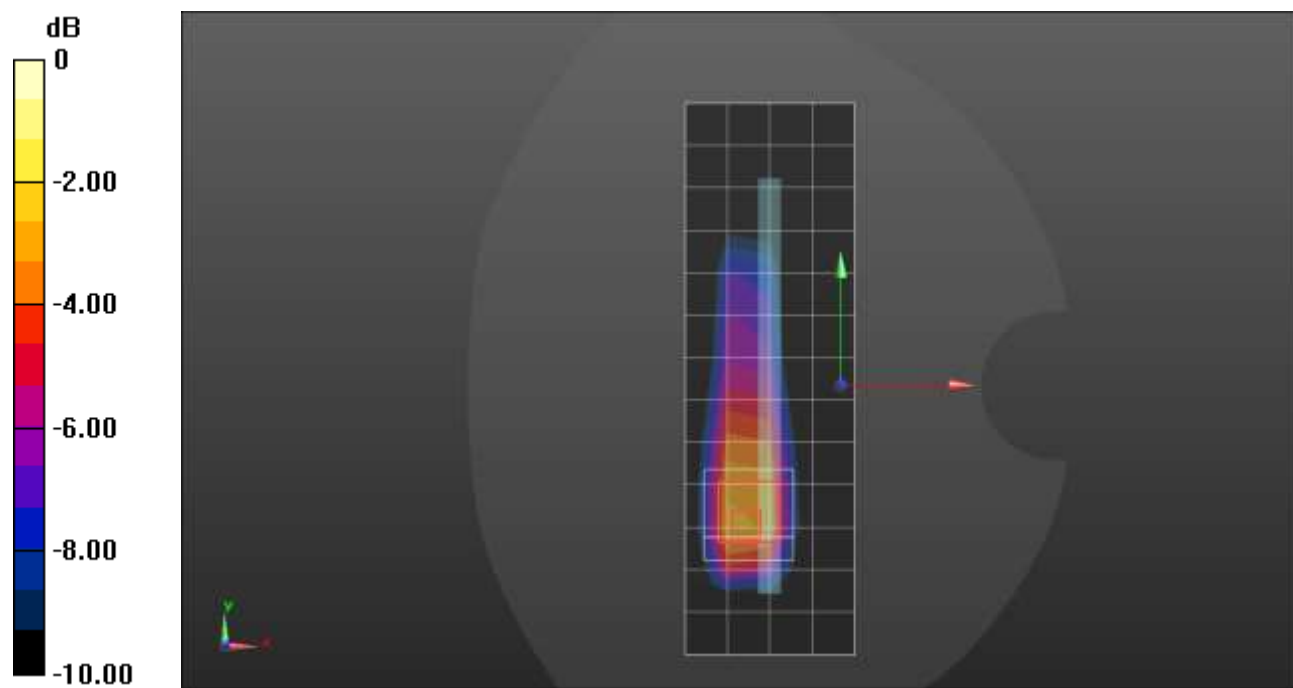
Peak SAR (extrapolated) = 1.72 W/kg

**SAR(1 g) = 0.822 W/kg; SAR(10 g) = 0.404 W/kg**

Smallest distance from peaks to all points 3 dB below = 8 mm

Ratio of SAR at M2 to SAR at M1 = 48.5%

Maximum value of SAR (measured) = 1.38 W/kg



0 dB = 1.38 W/kg = 1.40 dBW/kg

### LTE Band 25 ANT 4

Frequency: 1905 MHz; Duty Cycle: 1:1; Room Ambient Temperature: 24.0°C; Liquid Temperature: 23.0°C  
Medium parameters used:  $f = 1905$  MHz;  $\sigma = 1.384$  S/m;  $\epsilon_r = 39.061$ ;  $\rho = 1000$  kg/m<sup>3</sup>

Dasy Configuration:

- Area Scan Setting: Find Secondary Maximum within 2.0 dB and with a peak SAR value greater than 0.0012 W/kg
- Electronics: DAE4 Sn1545; Calibrated: 2/23/2022
- Probe: EX3DV4 - SN7500; ConvF(8.1, 8.1, 8.1) @ 1905 MHz; Calibrated: 3/25/2022
- Sensor-Surface: 1.4mm (Mechanical Surface Detection)
- Phantom: Twin-SAM V8.0 (20deg probe tilt); Type: QD 000 P41 AA; Serial: 1948

**LHS/Touch\_QPSK RB 50,24 Ch 26590/Area Scan (8x14x1):** Measurement grid: dx=15mm, dy=15mm  
Maximum value of SAR (measured) = 1.40 W/kg

**LHS/Touch\_QPSK RB 50,24 Ch 26590/Zoom Scan (5x5x7)/Cube 0:** Measurement grid: dx=8mm, dy=8mm, dz=5mm

Reference Value = 32.65 V/m; Power Drift = 0.03 dB

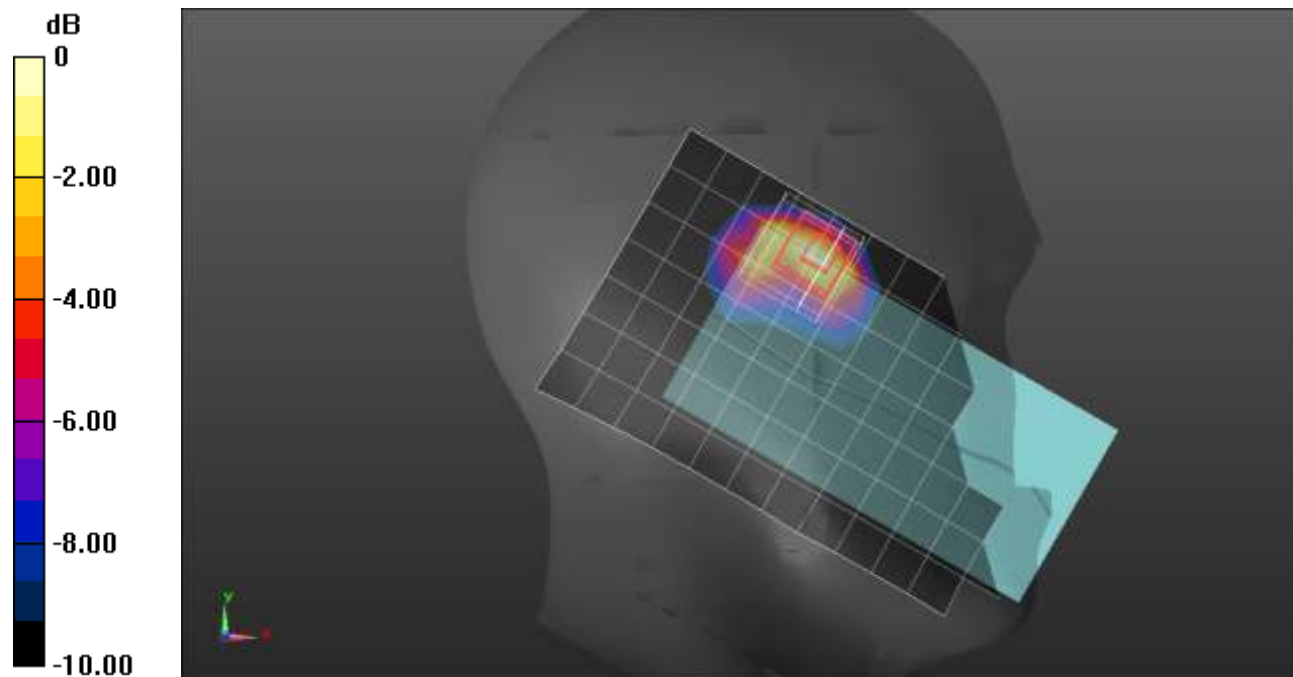
Peak SAR (extrapolated) = 1.62 W/kg

**SAR(1 g) = 0.719 W/kg; SAR(10 g) = 0.331 W/kg**

Smallest distance from peaks to all points 3 dB below = 8 mm

Ratio of SAR at M2 to SAR at M1 = 44.5%

Maximum value of SAR (measured) = 1.21 W/kg



0 dB = 1.21 W/kg = 0.83 dBW/kg

### LTE Band 25 ANT 4

Frequency: 1882.5 MHz; Duty Cycle: 1:1; Room Ambient Temperature: 24.0°C; Liquid Temperature: 23.0°C  
 Medium parameters used (interpolated):  $f = 1882.5 \text{ MHz}$ ;  $\sigma = 1.376 \text{ S/m}$ ;  $\epsilon_r = 38.525$ ;  $\rho = 1000 \text{ kg/m}^3$

Dasy Configuration:

- Area Scan Setting: Find Secondary Maximum within 2.0 dB and with a peak SAR value greater than 0.0012 W/kg
- Electronics: DAE4 Sn1545; Calibrated: 2/23/2022
- Probe: EX3DV4 - SN7500; ConvF(8.1, 8.1, 8.1) @ 1882.5 MHz; Calibrated: 3/25/2022
- Sensor-Surface: 1.4mm (Mechanical Surface Detection)
- Phantom: Twin-SAM V8.0 (20deg probe tilt); Type: QD 000 P41 AA; Serial: 1948

**Rear/QPSK RB 50,24 Ch 26365/Area Scan (9x14x1):** Measurement grid: dx=15mm, dy=15mm

[Info: Interpolated medium parameters used for SAR evaluation.](#)

Maximum value of SAR (measured) = 0.798 W/kg

**Rear/QPSK RB 50,24 Ch 26365/Zoom Scan (7x8x7)/Cube 0:** Measurement grid: dx=8mm, dy=8mm, dz=5mm

Reference Value = 24.79 V/m; Power Drift = -0.08 dB

Peak SAR (extrapolated) = 1.10 W/kg

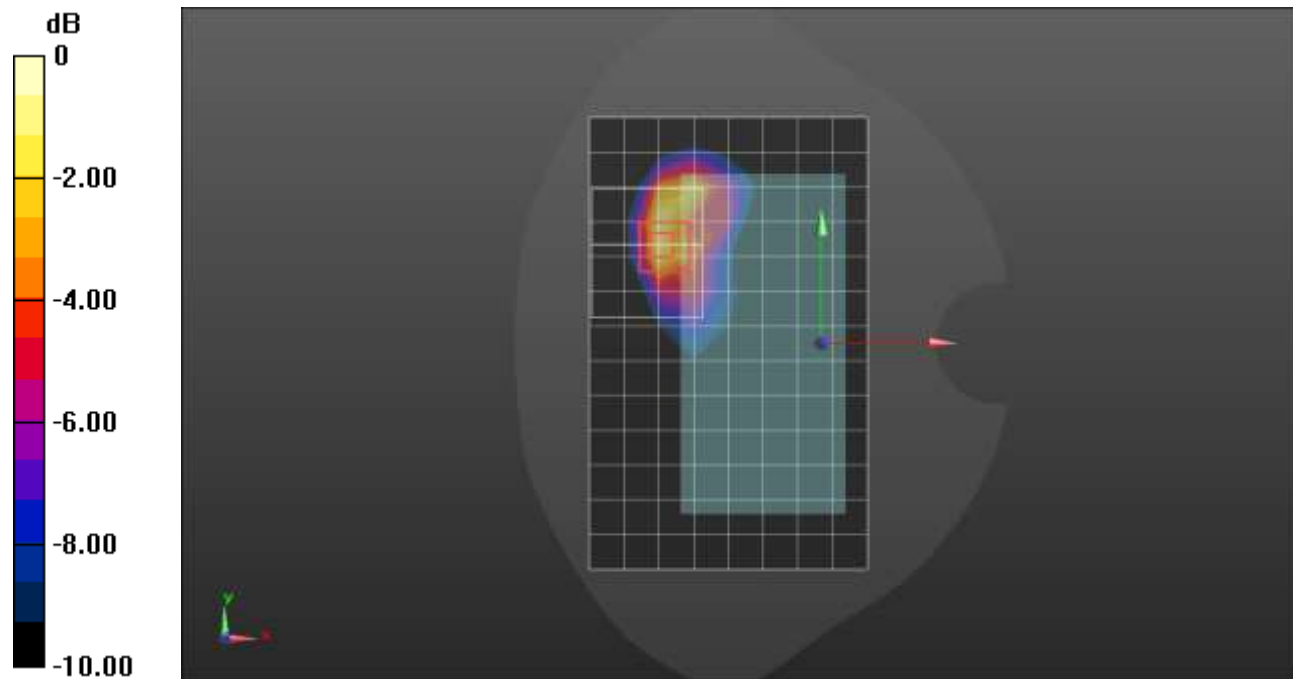
**SAR(1 g) = 0.512 W/kg; SAR(10 g) = 0.243 W/kg**

Smallest distance from peaks to all points 3 dB below = 5.8 mm

Ratio of SAR at M2 to SAR at M1 = 46.6%

[Info: Interpolated medium parameters used for SAR evaluation.](#)

Maximum value of SAR (measured) = 0.892 W/kg



0 dB = 0.892 W/kg = -0.50 dBW/kg

### LTE Band 25 ANT 4

Frequency: 1905 MHz; Duty Cycle: 1:1; Room Ambient Temperature: 24.0°C; Liquid Temperature: 23.0°C  
 Medium parameters used:  $f = 1905$  MHz;  $\sigma = 1.384$  S/m;  $\epsilon_r = 39.061$ ;  $\rho = 1000$  kg/m<sup>3</sup>

Dasy Configuration:

- Area Scan Setting: Find Secondary Maximum within 2.0 dB and with a peak SAR value greater than 0.0012 W/kg
- Electronics: DAE4 Sn1545; Calibrated: 2/23/2022
- Probe: EX3DV4 - SN7500; ConvF(8.1, 8.1, 8.1) @ 1905 MHz; Calibrated: 3/25/2022
- Sensor-Surface: 1.4mm (Mechanical Surface Detection (Locations From Previous Scan Used)), Sensor-Surface: 1.4mm (Mechanical Surface Detection)
- Phantom: Twin-SAM V8.0 (20deg probe tilt); Type: QD 000 P41 AA; Serial: 1948

**Edge 2/QPSK RB 50,24 Ch 26590/Area Scan (6x14x1):** Measurement grid: dx=15mm, dy=15mm  
 Maximum value of SAR (measured) = 1.26 W/kg

**Edge 2/QPSK RB 50,24 Ch 26590/Zoom Scan (5x5x7)/Cube 0:** Measurement grid: dx=8mm, dy=8mm, dz=5mm

Reference Value = 31.09 V/m; Power Drift = -0.03 dB

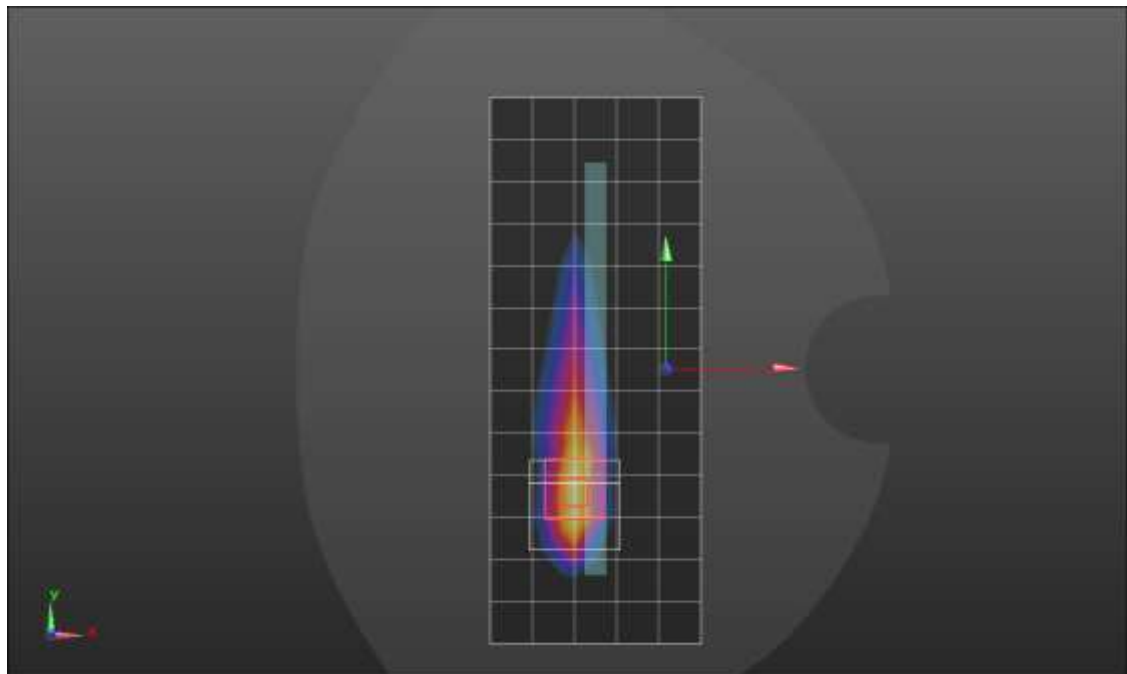
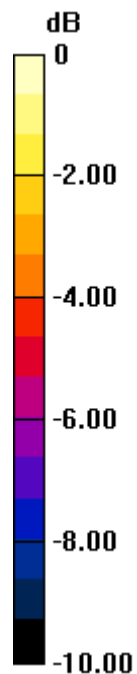
Peak SAR (extrapolated) = 1.64 W/kg

**SAR(1 g) = 0.774 W/kg; SAR(10 g) = 0.354 W/kg**

Smallest distance from peaks to all points 3 dB below = 6.6 mm

Ratio of SAR at M2 to SAR at M1 = 49.7%

Maximum value of SAR (measured) = 1.33 W/kg



0 dB = 1.33 W/kg = 1.24 dBW/kg

### LTE Band 26 ANT 1

Frequency: 831.5 MHz; Duty Cycle: 1:1; Room Ambient Temperature: 24.0°C; Liquid Temperature: 23.0°C  
 Medium parameters used (interpolated):  $f = 831.5$  MHz;  $\sigma = 0.92$  S/m;  $\epsilon_r = 43.222$ ;  $\rho = 1000$  kg/m<sup>3</sup>

Dasy Configuration:

- Area Scan Setting: Find Secondary Maximum within 2.0 dB and with a peak SAR value greater than 0.0012 W/kg
- Electronics: DAE4 Sn1548; Calibrated: 2/23/2022
- Probe: EX3DV4 - SN7482; ConvF(9.01, 9.01, 9.01); Calibrated: 4/26/2022;
- Sensor-Surface: 1.4mm (Mechanical Surface Detection)
- Phantom: SAM with CRP; Type: SAM; Serial: 1751

**RHS/Touch\_QPSK RB 1,25 Ch 26865/Area Scan (10x14x1):** Measurement grid: dx=15mm, dy=15mm

[Info: Interpolated medium parameters used for SAR evaluation.](#)

Maximum value of SAR (measured) = 0.315 W/kg

**RHS/Touch\_QPSK RB 1,25 Ch 26865/Zoom Scan (5x5x7)/Cube 0:** Measurement grid: dx=8mm, dy=8mm, dz=5mm

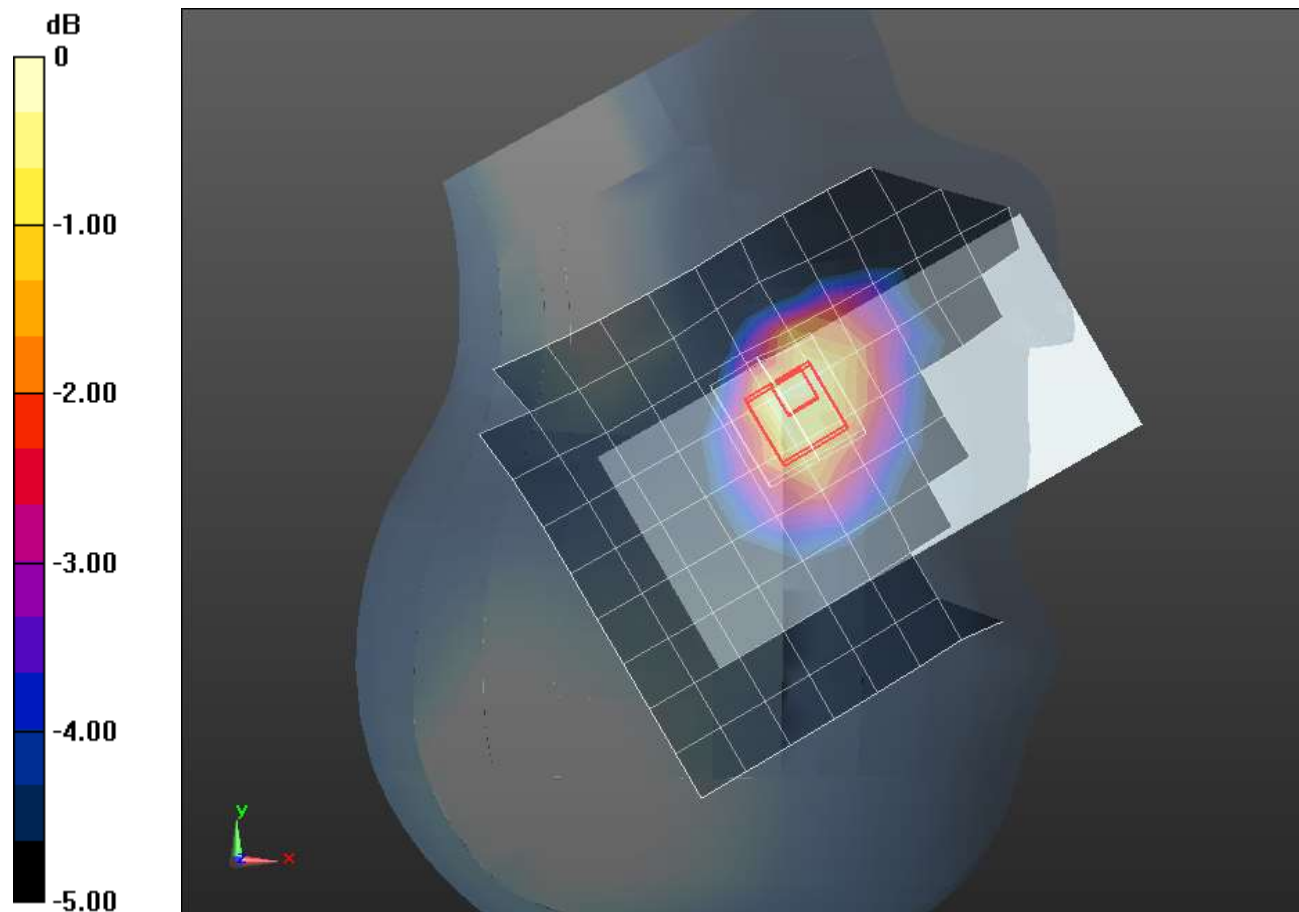
Reference Value = 19.28 V/m; Power Drift = -0.15 dB

Peak SAR (extrapolated) = 0.418 W/kg

**SAR(1 g) = 0.267 W/kg; SAR(10 g) = 0.195 W/kg**

[Info: Interpolated medium parameters used for SAR evaluation.](#)

Maximum value of SAR (measured) = 0.348 W/kg



0 dB = 0.348 W/kg = -4.58 dBW/kg

### LTE Band 26 ANT 1

Frequency: 831.5 MHz; Duty Cycle: 1:1; Room Ambient Temperature: 24.0°C; Liquid Temperature: 23.0°C  
 Medium parameters used (interpolated):  $f = 831.5$  MHz;  $\sigma = 0.92$  S/m;  $\epsilon_r = 43.222$ ;  $\rho = 1000$  kg/m<sup>3</sup>

Dasy Configuration:

- Area Scan Setting: Find Secondary Maximum within 2.0 dB and with a peak SAR value greater than 0.0012 W/kg
- Electronics: DAE4 Sn1548; Calibrated: 2/23/2022
- Probe: EX3DV4 - SN7482; ConvF(9.01, 9.01, 9.01); Calibrated: 4/26/2022;
- Sensor-Surface: 1.4mm (Mechanical Surface Detection)
- Phantom: SAM with CRP; Type: SAM; Serial: 1751

**Rear/QPSK RB 1,25 Ch 26865/Area Scan (9x15x1):** Measurement grid: dx=15mm, dy=15mm

[Info: Interpolated medium parameters used for SAR evaluation.](#)

Maximum value of SAR (measured) = 1.28 W/kg

**Rear/QPSK RB 1,25 Ch 26865/Zoom Scan (5x5x7)/Cube 0:** Measurement grid: dx=8mm, dy=8mm, dz=5mm

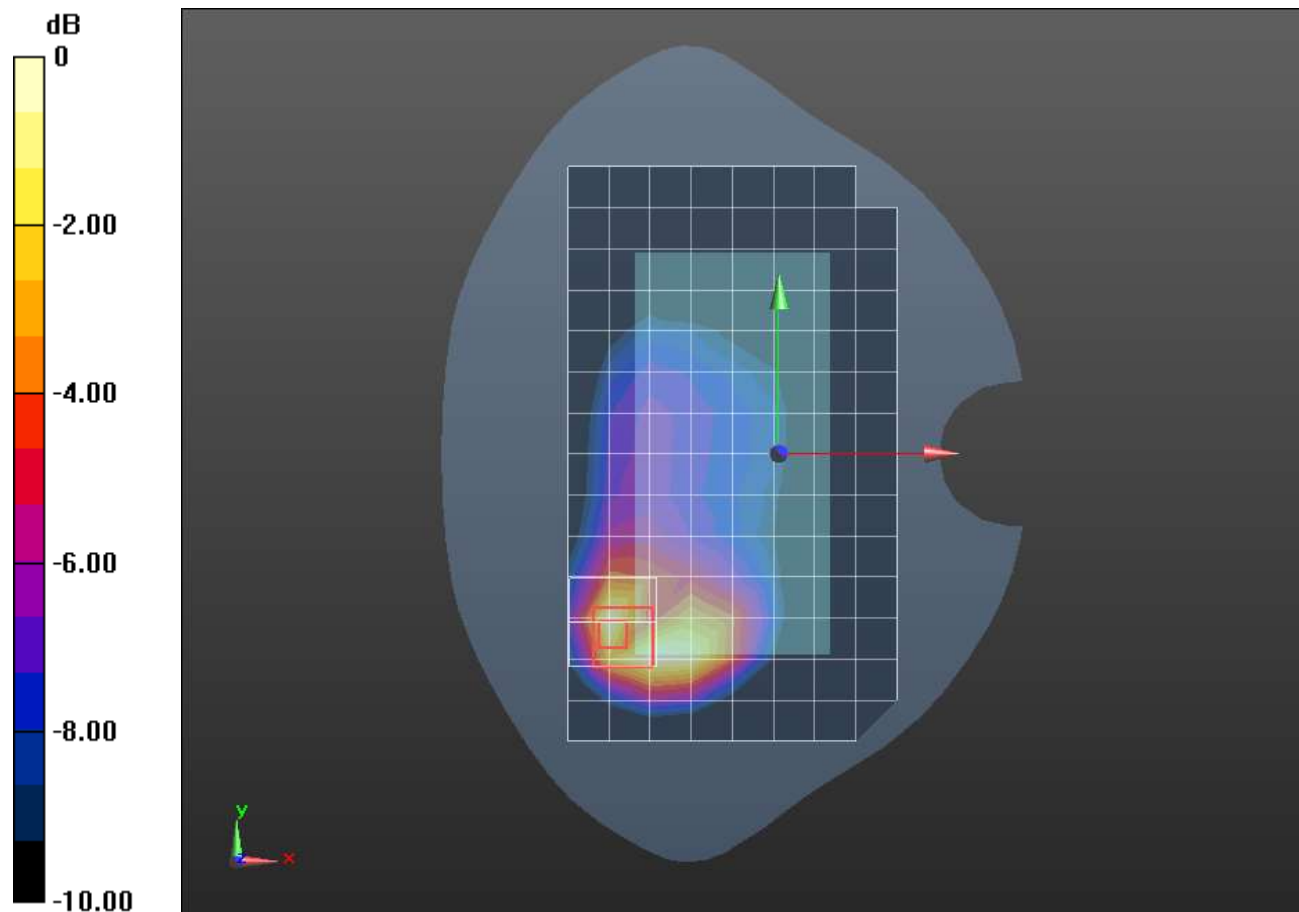
Reference Value = 32.52 V/m; Power Drift = -0.09 dB

Peak SAR (extrapolated) = 1.78 W/kg

**SAR(1 g) = 0.746 W/kg; SAR(10 g) = 0.390 W/kg**

[Info: Interpolated medium parameters used for SAR evaluation.](#)

Maximum value of SAR (measured) = 1.31 W/kg



0 dB = 1.31 W/kg = 1.17 dBW/kg

## LTE Band 26 ANT 2

Frequency: 831.5 MHz; Duty Cycle: 1:1; Room Ambient Temperature: 24.0°C; Liquid Temperature: 23.0°C  
 Medium parameters used (interpolated):  $f = 831.5$  MHz;  $\sigma = 0.898$  S/m;  $\epsilon_r = 41.84$ ;  $\rho = 1000$  kg/m<sup>3</sup>

Dasy Configuration:

- Area Scan Setting: Find Secondary Maximum within 2.0 dB and with a peak SAR value greater than 0.0012 W/kg
- Electronics: DAE4 Sn1380; Calibrated: 8/11/2021
- Probe: EX3DV4 - SN3686; ConvF(9.2, 9.2, 9.2) @ 831.5 MHz; Calibrated: 1/18/2022
- Sensor-Surface: 1.4mm (Mechanical Surface Detection)
- Phantom: Twin-SAM V5.0 (30deg probe tilt); Type: QD 000 P40 CD; Serial: xxxx

**LHS/Touch\_QPSK RB 25,12 Ch 26865/Area Scan (8x13x1):** Measurement grid: dx=15mm, dy=15mm

[Info: Interpolated medium parameters used for SAR evaluation.](#)

Maximum value of SAR (measured) = 1.11 W/kg

**LHS/Touch\_QPSK RB 25,12 Ch 26865/Zoom Scan (5x5x7)/Cube 0:** Measurement grid: dx=8mm, dy=8mm, dz=5mm

Reference Value = 37.36 V/m; Power Drift = -0.06 dB

Peak SAR (extrapolated) = 1.37 W/kg


**SAR(1 g) = 0.623 W/kg; SAR(10 g) = 0.402 W/kg**

Smallest distance from peaks to all points 3 dB below = 8 mm

Ratio of SAR at M2 to SAR at M1 = 42.5%

[Info: Interpolated medium parameters used for SAR evaluation.](#)

Maximum value of SAR (measured) = 0.903 W/kg



0 dB = 0.903 W/kg = -0.44 dBW/kg



## LTE Band 26 ANT 2

Frequency: 831.5 MHz; Duty Cycle: 1:1; Room Ambient Temperature: 24.0°C; Liquid Temperature: 23.0°C  
 Medium parameters used (interpolated):  $f = 831.5$  MHz;  $\sigma = 0.898$  S/m;  $\epsilon_r = 41.84$ ;  $\rho = 1000$  kg/m<sup>3</sup>

Dasy Configuration:

- Area Scan Setting: Find Secondary Maximum within 2.0 dB and with a peak SAR value greater than 0.0012 W/kg
- Electronics: DAE4 Sn1380; Calibrated: 8/11/2021
- Probe: EX3DV4 - SN3686; ConvF(9.2, 9.2, 9.2) @ 831.5 MHz; Calibrated: 1/18/2022
- Sensor-Surface: 1.4mm (Mechanical Surface Detection)
- Phantom: Twin-SAM V5.0 (30deg probe tilt); Type: QD 000 P40 CD; Serial: xxxx

**Rear/QPSK RB 1,25 Ch 26865/Area Scan (9x15x1):** Measurement grid: dx=15mm, dy=15mm

[Info: Interpolated medium parameters used for SAR evaluation.](#)

Maximum value of SAR (measured) = 0.692 W/kg

**Rear/QPSK RB 1,25 Ch 26865/Zoom Scan (5x5x7)/Cube 0:** Measurement grid: dx=8mm, dy=8mm, dz=5mm

Reference Value = 25.75 V/m; Power Drift = 0.08 dB

Peak SAR (extrapolated) = 0.901 W/kg

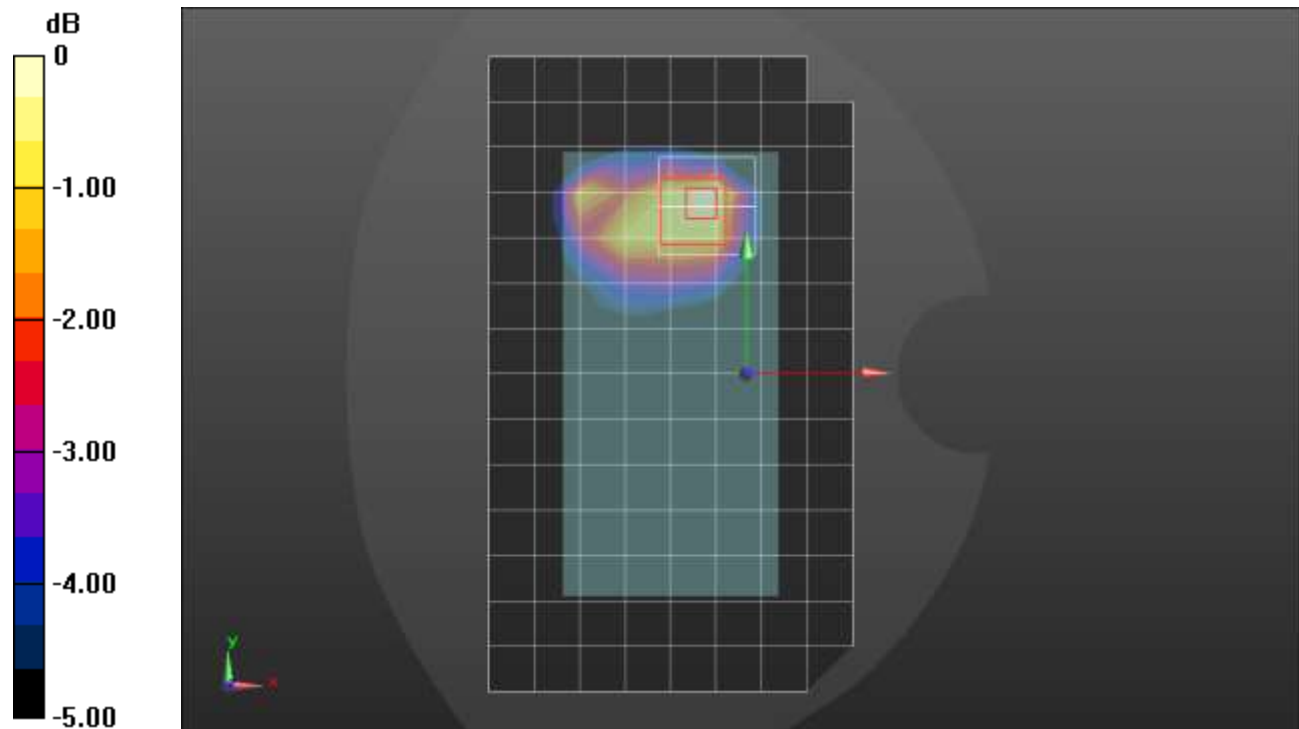
**SAR(1 g) = 0.505 W/kg; SAR(10 g) = 0.311 W/kg**

Smallest distance from peaks to all points 3 dB below = 10.7 mm

Ratio of SAR at M2 to SAR at M1 = 62.1%

[Info: Interpolated medium parameters used for SAR evaluation.](#)

Maximum value of SAR (measured) = 0.691 W/kg



0 dB = 0.691 W/kg = -1.61 dBW/kg

### LTE Band 30 ANT 1

Frequency: 2310 MHz; Duty Cycle: 1:1; Room Ambient Temperature: 24.0°C; Liquid Temperature: 23.0°C  
 Medium parameters used:  $f = 2310 \text{ MHz}$ ;  $\sigma = 1.696 \text{ S/m}$ ;  $\epsilon_r = 41.252$ ;  $\rho = 1000 \text{ kg/m}^3$

Dasy Configuration:

- Area Scan Setting: Find Secondary Maximum within 2.0 dB and with a peak SAR value greater than 0.0012 W/kg
- Electronics: DAE4 Sn1239; Calibrated: 3/21/2022
- Probe: EX3DV4 - SN7587; ConvF(7.91, 7.91, 7.91) @ 2310 MHz; Calibrated: 4/27/2022
- Sensor-Surface: 1.4mm (Mechanical Surface Detection)
- Phantom: SAM (B); Type: QD000P40CD; Serial: 1632

**RHS/Touch\_QPSK RB 1,25 Ch 27710/Area Scan (10x16x1):** Measurement grid:  $dx=12\text{mm}$ ,  $dy=12\text{mm}$   
 Maximum value of SAR (measured) = 0.762 W/kg

**RHS/Touch\_QPSK RB 1,25 Ch 27710/Zoom Scan (7x7x7)/Cube 0:** Measurement grid:  $dx=5\text{mm}$ ,  $dy=5\text{mm}$ ,  $dz=5\text{mm}$

Reference Value = 23.06 V/m; Power Drift = -0.11 dB


Peak SAR (extrapolated) = 1.03 W/kg

**SAR(1 g) = 0.593 W/kg; SAR(10 g) = 0.337 W/kg** (SAR corrected for target medium)

Smallest distance from peaks to all points 3 dB below = 12.1 mm

Ratio of SAR at M2 to SAR at M1 = 57.5%

Maximum value of SAR (measured) = 0.864 W/kg



0 dB = 0.864 W/kg = -0.63 dBW/kg

### LTE Band 30 ANT 1

Frequency: 2310 MHz; Duty Cycle: 1:1; Room Ambient Temperature: 24.0°C; Liquid Temperature: 23.0°C  
Medium parameters used:  $f = 2310$  MHz;  $\sigma = 1.708$  S/m;  $\epsilon_r = 41.022$ ;  $\rho = 1000$  kg/m<sup>3</sup>

Dasy Configuration:

- Area Scan Setting: Find Secondary Maximum within 2.0 dB and with a peak SAR value greater than 0.0012 W/kg
- Electronics: DAE4 Sn1239; Calibrated: 3/21/2022
- Probe: EX3DV4 - SN7587; ConvF(7.91, 7.91, 7.91) @ 2310 MHz; Calibrated: 4/27/2022
- Sensor-Surface: 1.4mm (Mechanical Surface Detection)
- Phantom: SAM (B); Type: QD000P40CD; Serial: 1632

**Front/QPSK RB 1,25 Ch 27710/Area Scan (10x16x1):** Measurement grid: dx=12mm, dy=12mm  
Maximum value of SAR (measured) = 1.03 W/kg

**Front/QPSK RB 1,25 Ch 27710/Zoom Scan (8x7x7)/Cube 0:** Measurement grid: dx=5mm, dy=5mm, dz=5mm

Reference Value = 25.98 V/m; Power Drift = -0.11 dB

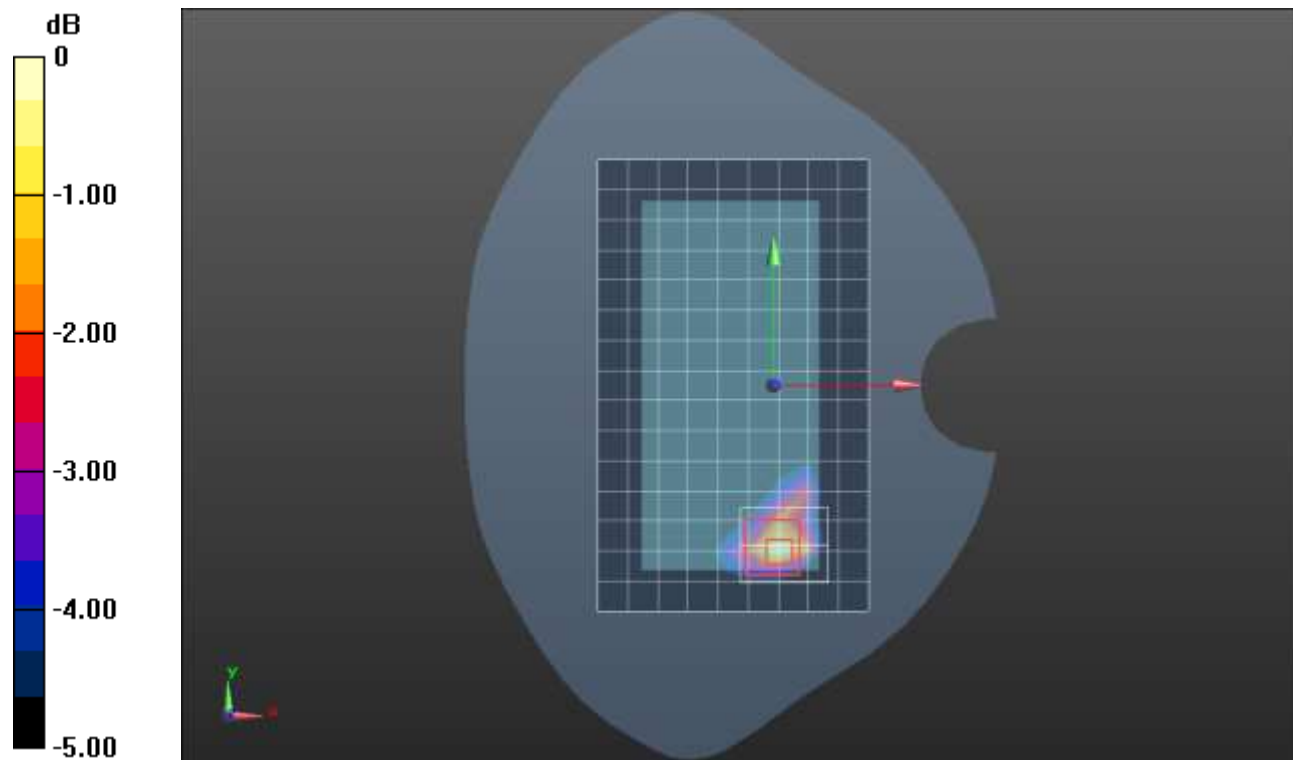
Peak SAR (extrapolated) = 1.39 W/kg

**SAR(1 g) = 0.707 W/kg; SAR(10 g) = 0.347 W/kg**

Smallest distance from peaks to all points 3 dB below = 8.9 mm

Ratio of SAR at M2 to SAR at M1 = 48.4%

Maximum value of SAR (measured) = 1.07 W/kg



0 dB = 1.07 W/kg = 0.29 dBW/kg

### LTE Band 30 ANT 1

Frequency: 2310 MHz; Duty Cycle: 1:1; Room Ambient Temperature: 24.0°C; Liquid Temperature: 23.0°C  
 Medium parameters used:  $f = 2310$  MHz;  $\sigma = 1.696$  S/m;  $\epsilon_r = 41.252$ ;  $\rho = 1000$  kg/m<sup>3</sup>

Dasy Configuration:

- Area Scan Setting: Find Secondary Maximum within 2.0 dB and with a peak SAR value greater than 0.0012 W/kg
- Electronics: DAE4 Sn1239; Calibrated: 3/21/2022
- Probe: EX3DV4 - SN7587; ConvF(7.91, 7.91, 7.91) @ 2310 MHz; Calibrated: 4/27/2022
- Sensor-Surface: 1.4mm (Mechanical Surface Detection)
- Phantom: SAM (B); Type: QD000P40CD; Serial: 1632

**Edge 3/QPSK RB 1,25 Ch 27710/Area Scan (8x10x1):** Measurement grid: dx=12mm, dy=12mm  
 Maximum value of SAR (measured) = 1.41 W/kg

**Edge 3/QPSK RB 1,25 Ch 27710/Zoom Scan (7x7x7)/Cube 0:** Measurement grid: dx=5mm, dy=5mm, dz=5mm

Reference Value = 26.12 V/m; Power Drift = 0.08 dB

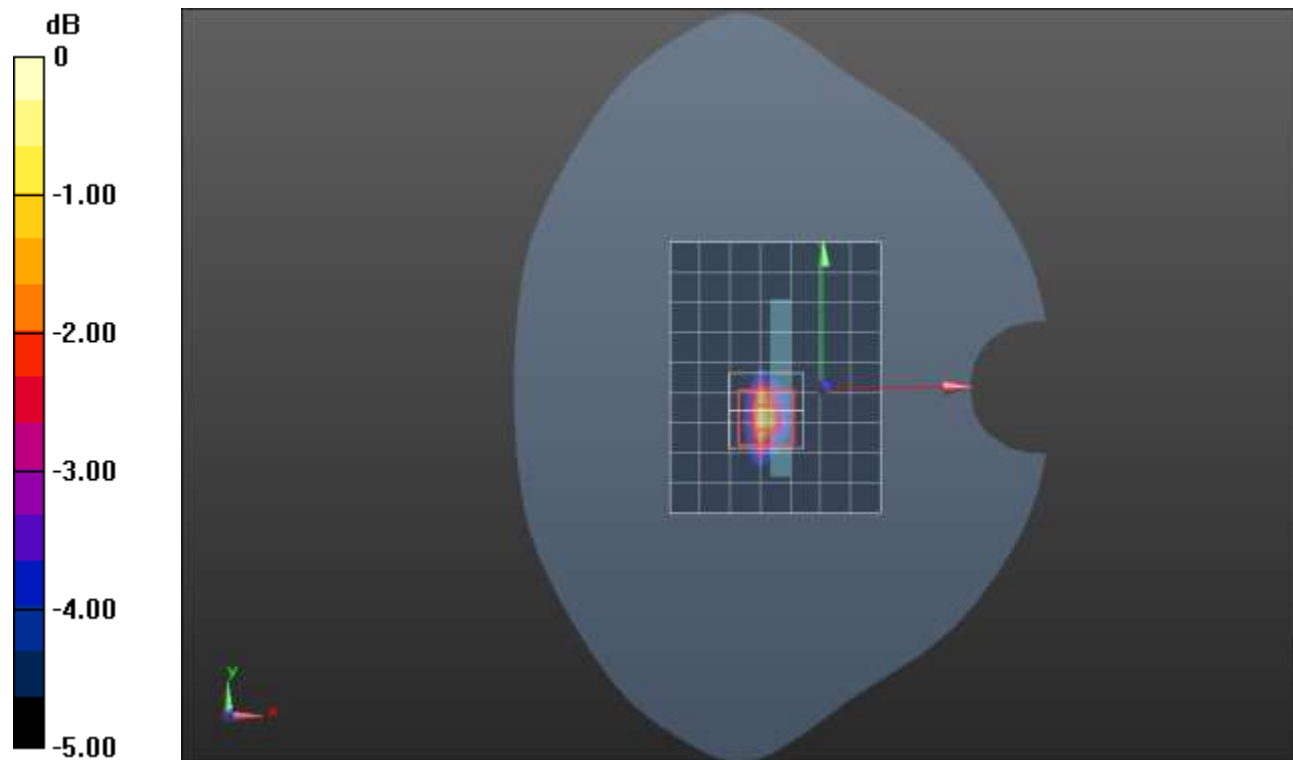
Peak SAR (extrapolated) = 1.99 W/kg

**SAR(1 g) = 0.865 W/kg; SAR(10 g) = 0.394 W/kg**

Smallest distance from peaks to all points 3 dB below = 8.9 mm

Ratio of SAR at M2 to SAR at M1 = 43.8%

Maximum value of SAR (measured) = 1.51 W/kg



0 dB = 1.51 W/kg = 1.79 dBW/kg

### LTE Band 30 ANT 2

Frequency: 2310 MHz; Duty Cycle: 1:1; Room Ambient Temperature: 24.0°C; Liquid Temperature: 23.0°C  
Medium parameters used:  $f = 2310$  MHz;  $\sigma = 1.708$  S/m;  $\epsilon_r = 41.022$ ;  $\rho = 1000$  kg/m<sup>3</sup>

Dasy Configuration:

- Area Scan Setting: Find Secondary Maximum within 2.0 dB and with a peak SAR value greater than 0.0012 W/kg
- Electronics: DAE4 Sn1239; Calibrated: 3/21/2022
- Probe: EX3DV4 - SN7587; ConvF(7.91, 7.91, 7.91) @ 2310 MHz; Calibrated: 4/27/2022
- Sensor-Surface: 1.4mm (Mechanical Surface Detection)
- Phantom: SAM (B); Type: QD000P40CD; Serial: 1632

**LHS/Touch\_QPSK RB 25,12 Ch 27710/Area Scan (10x16x1):** Measurement grid: dx=12mm, dy=12mm  
Maximum value of SAR (measured) = 1.20 W/kg

**LHS/Touch\_QPSK RB 25,12 Ch 27710/Zoom Scan (8x7x7)/Cube 0:** Measurement grid: dx=5mm, dy=5mm, dz=5mm

Reference Value = 28.20 V/m; Power Drift = -0.03 dB

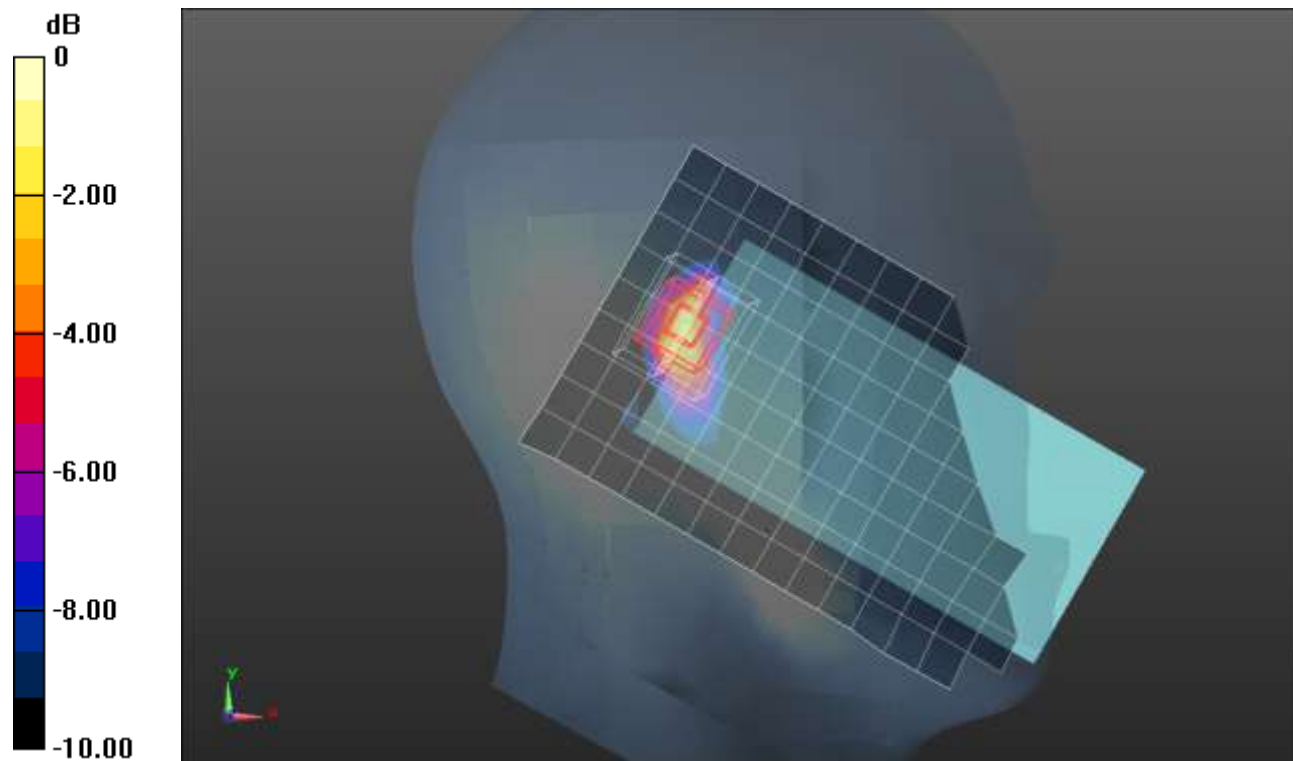
Peak SAR (extrapolated) = 2.03 W/kg

**SAR(1 g) = 0.802 W/kg; SAR(10 g) = 0.325 W/kg** (SAR corrected for target medium)

Smallest distance from peaks to all points 3 dB below = 5 mm

Ratio of SAR at M2 to SAR at M1 = 48.3%

Maximum value of SAR (measured) = 1.36 W/kg



0 dB = 1.36 W/kg = 1.34 dBW/kg

### LTE Band 30 ANT 2

Frequency: 2310 MHz; Duty Cycle: 1:1; Room Ambient Temperature: 24.0°C; Liquid Temperature: 23.0°C  
Medium parameters used:  $f = 2310$  MHz;  $\sigma = 1.711$  S/m;  $\epsilon_r = 39.276$ ;  $\rho = 1000$  kg/m<sup>3</sup>

Dasy Configuration:

- Area Scan Setting: Find Secondary Maximum within 2.0 dB and with a peak SAR value greater than 0.0012 W/kg
- Electronics: DAE4 Sn1239; Calibrated: 3/21/2022
- Probe: EX3DV4 - SN7587; ConvF(7.91, 7.91, 7.91) @ 2310 MHz; Calibrated: 4/27/2022
- Sensor-Surface: 1.4mm (Mechanical Surface Detection (Locations From Previous Scan Used)), Sensor-Surface: 1.4mm (Mechanical Surface Detection)
- Phantom: SAM (B); Type: QD000P40CD; Serial: 1632

**Rear/QPSK RB 25,12 Ch 27710/Area Scan (9x16x1):** Measurement grid: dx=12mm, dy=12mm  
Maximum value of SAR (measured) = 1.03 W/kg

**Rear/ QPSK RB 25,12 Ch 27710/Zoom Scan (9x9x7)/Cube 0:** Measurement grid: dx=5mm, dy=5mm, dz=5mm

Reference Value = 24.88 V/m; Power Drift = 0.05 dB

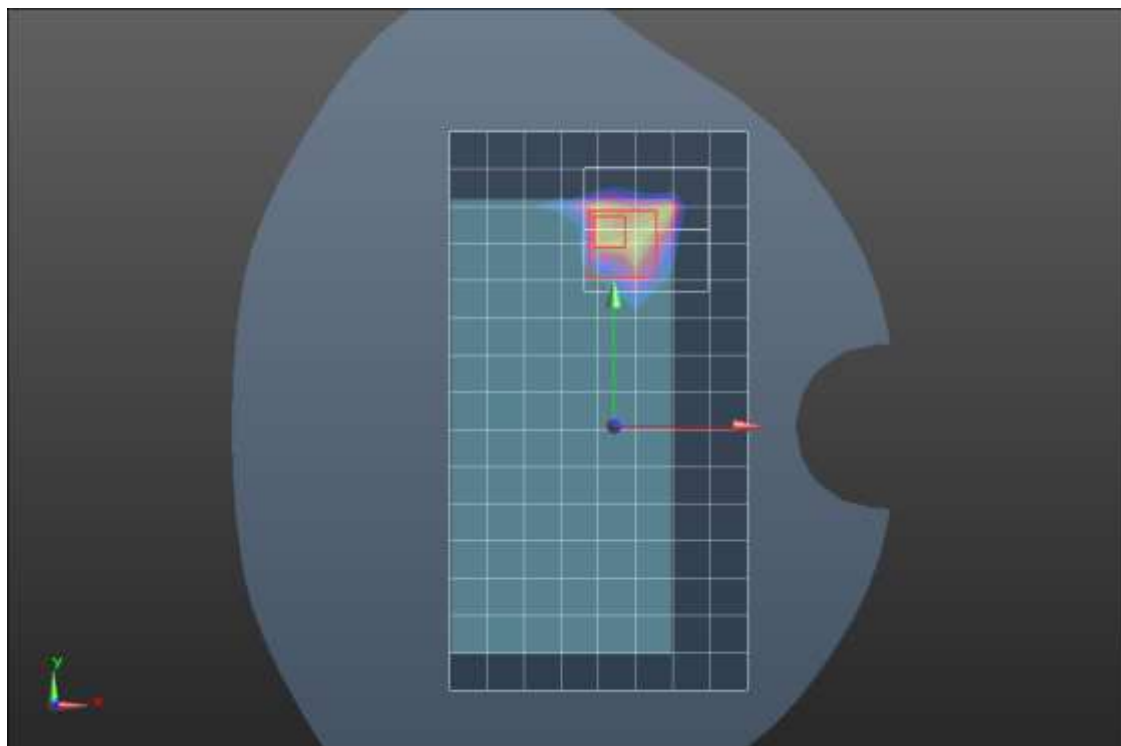
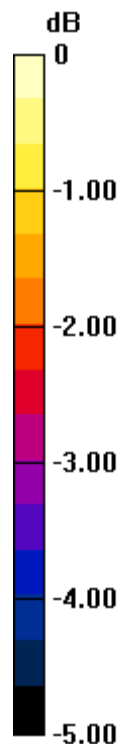
Peak SAR (extrapolated) = 1.79 W/kg

**SAR(1 g) = 0.697 W/kg; SAR(10 g) = 0.319 W/kg**

Smallest distance from peaks to all points 3 dB below = 9.4 mm

Ratio of SAR at M2 to SAR at M1 = 38.9%

Maximum value of SAR (measured) = 1.26 W/kg



0 dB = 1.26 W/kg = 1.00 dBW/kg

### LTE Band 30 ANT 3

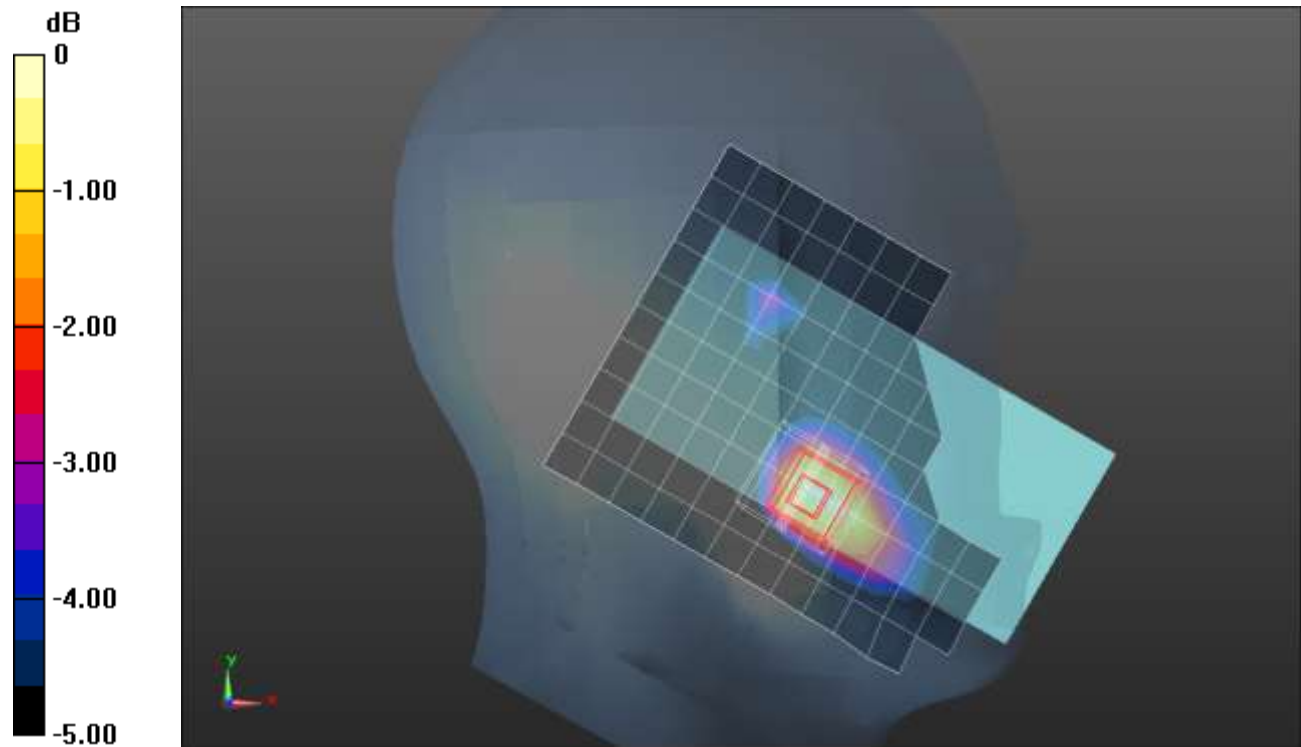
Frequency: 2310 MHz; Duty Cycle: 1:1; Room Ambient Temperature: 24.0°C; Liquid Temperature: 23.0°C  
 Medium parameters used:  $f = 2310 \text{ MHz}$ ;  $\sigma = 1.711 \text{ S/m}$ ;  $\epsilon_r = 39.276$ ;  $\rho = 1000 \text{ kg/m}^3$

Dasy Configuration:

- Area Scan Setting: Find Secondary Maximum within 2.0 dB and with a peak SAR value greater than 0.0012 W/kg
- Electronics: DAE4 Sn1239; Calibrated: 3/21/2022
- Probe: EX3DV4 - SN7587; ConvF(7.91, 7.91, 7.91) @ 2310 MHz; Calibrated: 4/27/2022
- Sensor-Surface: 1.4mm (Mechanical Surface Detection)
- Phantom: SAM (B); Type: QD000P40CD; Serial: 1632

**LHS/Touch\_QPSK RB 25,12 Ch 27710/Area Scan (11x17x1):** Measurement grid:  $dx=12\text{mm}$ ,  $dy=12\text{mm}$   
 Maximum value of SAR (measured) = 0.457 W/kg

**LHS/Touch\_QPSK RB 25,12 Ch 27710/Zoom Scan (7x7x7)/Cube 0:** Measurement grid:  $dx=5\text{mm}$ ,  $dy=5\text{mm}$ ,  $dz=5\text{mm}$   
 Reference Value = 16.74 V/m; Power Drift = 0.09 dB  
 Peak SAR (extrapolated) = 0.550 W/kg  
**SAR(1 g) = 0.320 W/kg; SAR(10 g) = 0.184 W/kg** (SAR corrected for target medium)  
 Smallest distance from peaks to all points 3 dB below = 12 mm  
 Ratio of SAR at M2 to SAR at M1 = 60.7%  
 Maximum value of SAR (measured) = 0.455 W/kg



0 dB = 0.455 W/kg = -3.42 dBW/kg

### LTE Band 30 ANT 3

Frequency: 2310 MHz; Duty Cycle: 1:1; Room Ambient Temperature: 24.0°C; Liquid Temperature: 23.0°C  
Medium parameters used:  $f = 2310$  MHz;  $\sigma = 1.696$  S/m;  $\epsilon_r = 41.252$ ;  $\rho = 1000$  kg/m<sup>3</sup>

Dasy Configuration:

- Area Scan Setting: Find Secondary Maximum within 2.0 dB and with a peak SAR value greater than 0.0012 W/kg
- Electronics: DAE4 Sn1239; Calibrated: 3/21/2022
- Probe: EX3DV4 - SN7587; ConvF(7.91, 7.91, 7.91) @ 2310 MHz; Calibrated: 4/27/2022
- Sensor-Surface: 1.4mm (Mechanical Surface Detection)
- Phantom: SAM (B); Type: QD000P40CD; Serial: 1632

**Rear/QPSK RB 25,12 Ch 27710/Area Scan (10x16x1):** Measurement grid: dx=12mm, dy=12mm  
Maximum value of SAR (measured) = 0.953 W/kg

**Rear/QPSK RB 25,12 Ch 27710/Zoom Scan (7x8x7)/Cube 0:** Measurement grid: dx=5mm, dy=5mm, dz=5mm

Reference Value = 24.80 V/m; Power Drift = -0.17 dB

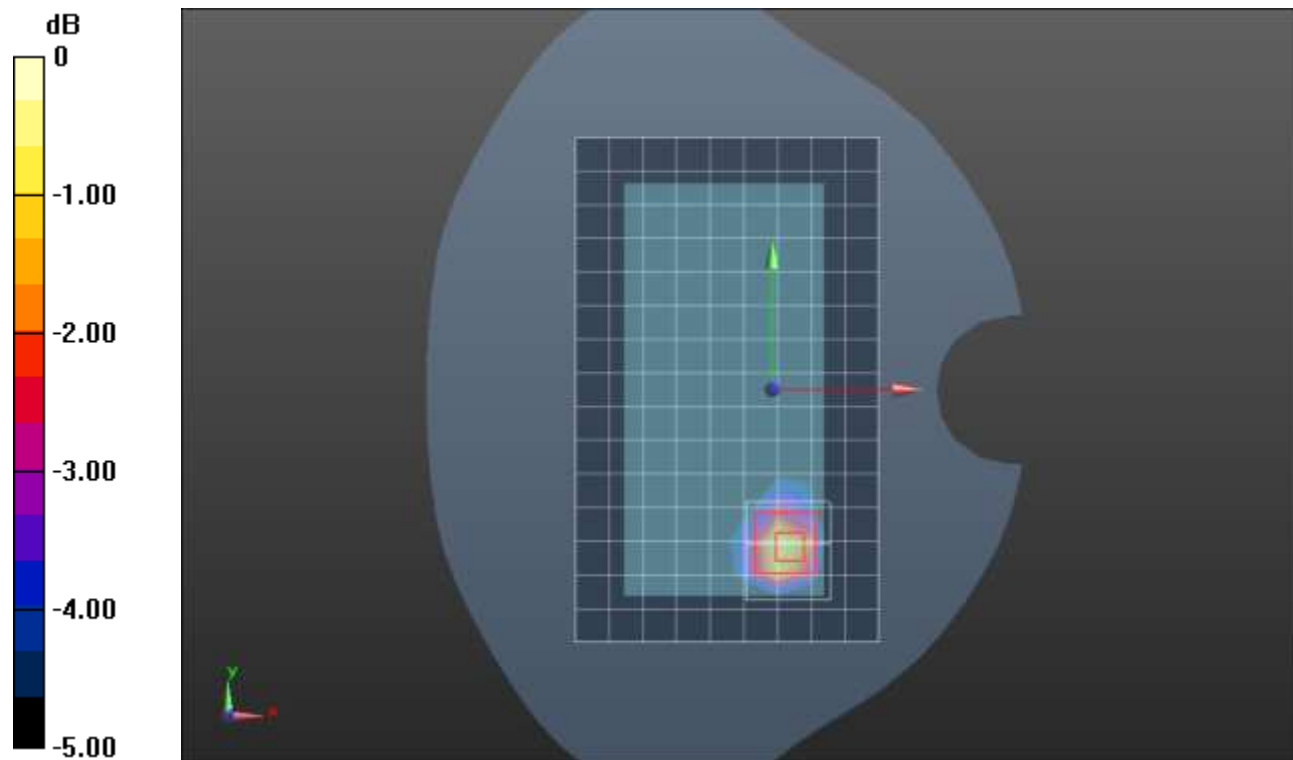
Peak SAR (extrapolated) = 1.35 W/kg

**SAR(1 g) = 0.669 W/kg; SAR(10 g) = 0.331 W/kg**

Smallest distance from peaks to all points 3 dB below = 10.8 mm

Ratio of SAR at M2 to SAR at M1 = 50.2%

Maximum value of SAR (measured) = 1.09 W/kg



0 dB = 1.09 W/kg = 0.37 dBW/kg



### LTE Band 30 ANT 4

Frequency: 2310 MHz; Duty Cycle: 1:1; Room Ambient Temperature: 24.0°C; Liquid Temperature: 23.0°C  
 Medium parameters used:  $f = 2310$  MHz;  $\sigma = 1.708$  S/m;  $\epsilon_r = 41.022$ ;  $\rho = 1000$  kg/m<sup>3</sup>

Dasy Configuration:

- Area Scan Setting: Find Secondary Maximum within 2.0 dB and with a peak SAR value greater than 0.0012 W/kg
- Electronics: DAE4 Sn1239; Calibrated: 3/21/2022
- Probe: EX3DV4 - SN7587; ConvF(7.91, 7.91, 7.91) @ 2310 MHz; Calibrated: 4/27/2022
- Sensor-Surface: 1.4mm (Mechanical Surface Detection (Locations From Previous Scan Used)), Sensor-Surface: 1.4mm (Mechanical Surface Detection)
- Phantom: SAM (B); Type: QD000P40CD; Serial: 1632

**LHS/Touch\_QPSK RB 50,0 Ch 27710/Area Scan (10x16x1):** Measurement grid: dx=12mm, dy=12mm  
 Maximum value of SAR (measured) = 1.23 W/kg

**LHS/Touch\_QPSK RB 50,0 Ch 27710/Zoom Scan (8x7x7)/Cube 0:** Measurement grid: dx=5mm, dy=5mm, dz=5mm

Reference Value = 22.21 V/m; Power Drift = 0.02 dB


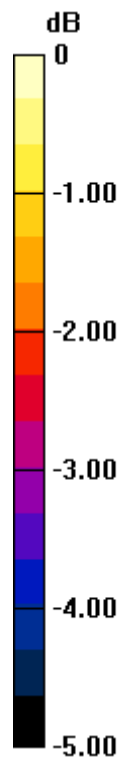
Peak SAR (extrapolated) = 1.85 W/kg

**SAR(1 g) = 0.743 W/kg; SAR(10 g) = 0.342 W/kg** (SAR corrected for target medium)

Smallest distance from peaks to all points 3 dB below = 6.1 mm

Ratio of SAR at M2 to SAR at M1 = 40.4%

Maximum value of SAR (measured) = 1.42 W/kg



0 dB = 1.42 W/kg = 1.52 dBW/kg

## LTE Band 30 ANT 4

Frequency: 2310 MHz; Duty Cycle: 1:1; Room Ambient Temperature: 24.0°C; Liquid Temperature: 23.0°C  
 Medium parameters used:  $f = 2310$  MHz;  $\sigma = 1.708$  S/m;  $\epsilon_r = 41.022$ ;  $\rho = 1000$  kg/m<sup>3</sup>

Dasy Configuration:

- Area Scan Setting: Find Secondary Maximum within 2.0 dB and with a peak SAR value greater than 0.0012 W/kg
- Electronics: DAE4 Sn1239; Calibrated: 3/21/2022
- Probe: EX3DV4 - SN7587; ConvF(7.91, 7.91, 7.91) @ 2310 MHz; Calibrated: 4/27/2022
- Sensor-Surface: 1.4mm (Mechanical Surface Detection)
- Phantom: SAM (B); Type: QD000P40CD; Serial: 1632

**Rear/QPSK RB 25,12 Ch 27710/Area Scan (10x16x1):** Measurement grid: dx=12mm, dy=12mm  
 Maximum value of SAR (measured) = 0.391 W/kg

**Rear/QPSK RB 25,12 Ch 27710/Zoom Scan (7x7x7)/Cube 0:** Measurement grid: dx=5mm, dy=5mm, dz=5mm

Reference Value = 15.61 V/m; Power Drift = 0.19 dB

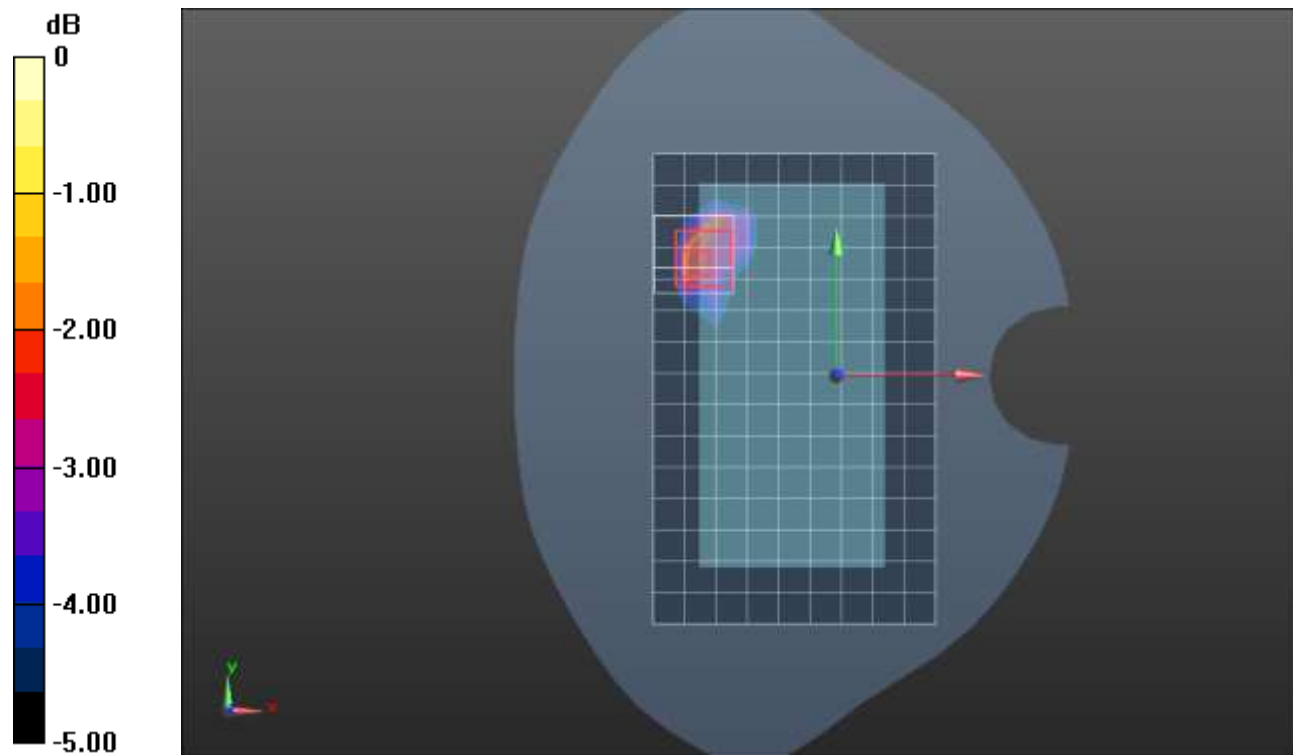
Peak SAR (extrapolated) = 0.758 W/kg

**SAR(1 g) = 0.339 W/kg; SAR(10 g) = 0.160 W/kg**

Smallest distance from peaks to all points 3 dB below = 7 mm

Ratio of SAR at M2 to SAR at M1 = 46.8%

Maximum value of SAR (measured) = 0.596 W/kg



0 dB = 0.596 W/kg = -2.25 dBW/kg

### LTE Band 30 ANT 4

Frequency: 2310 MHz; Duty Cycle: 1:1; Room Ambient Temperature: 24.0°C; Liquid Temperature: 23.0°C  
 Medium parameters used:  $f = 2310 \text{ MHz}$ ;  $\sigma = 1.698 \text{ S/m}$ ;  $\epsilon_r = 39.78$ ;  $\rho = 1000 \text{ kg/m}^3$

Dasy Configuration:

- Area Scan Setting: Find Secondary Maximum within 2.0 dB and with a peak SAR value greater than 0.0012 W/kg
- Electronics: DAE4 Sn1239; Calibrated: 3/21/2022
- Probe: EX3DV4 - SN7587; ConvF(7.91, 7.91, 7.91) @ 2310 MHz; Calibrated: 4/27/2022
- Sensor-Surface: 1.4mm (Mechanical Surface Detection)
- Phantom: SAM (B); Type: QD000P40CD; Serial: 1632

**Edge 2/QPSK RB 50,0 Ch 27710/Area Scan (6x16x1):** Measurement grid:  $dx=12\text{mm}$ ,  $dy=12\text{mm}$   
 Maximum value of SAR (measured) = 1.16 W/kg

**Edge 2/QPSK RB 50,0 Ch 27710/Zoom Scan (7x7x7)/Cube 0:** Measurement grid:  $dx=5\text{mm}$ ,  $dy=5\text{mm}$ ,  $dz=5\text{mm}$

Reference Value = 27.01 V/m; Power Drift = 0.10 dB

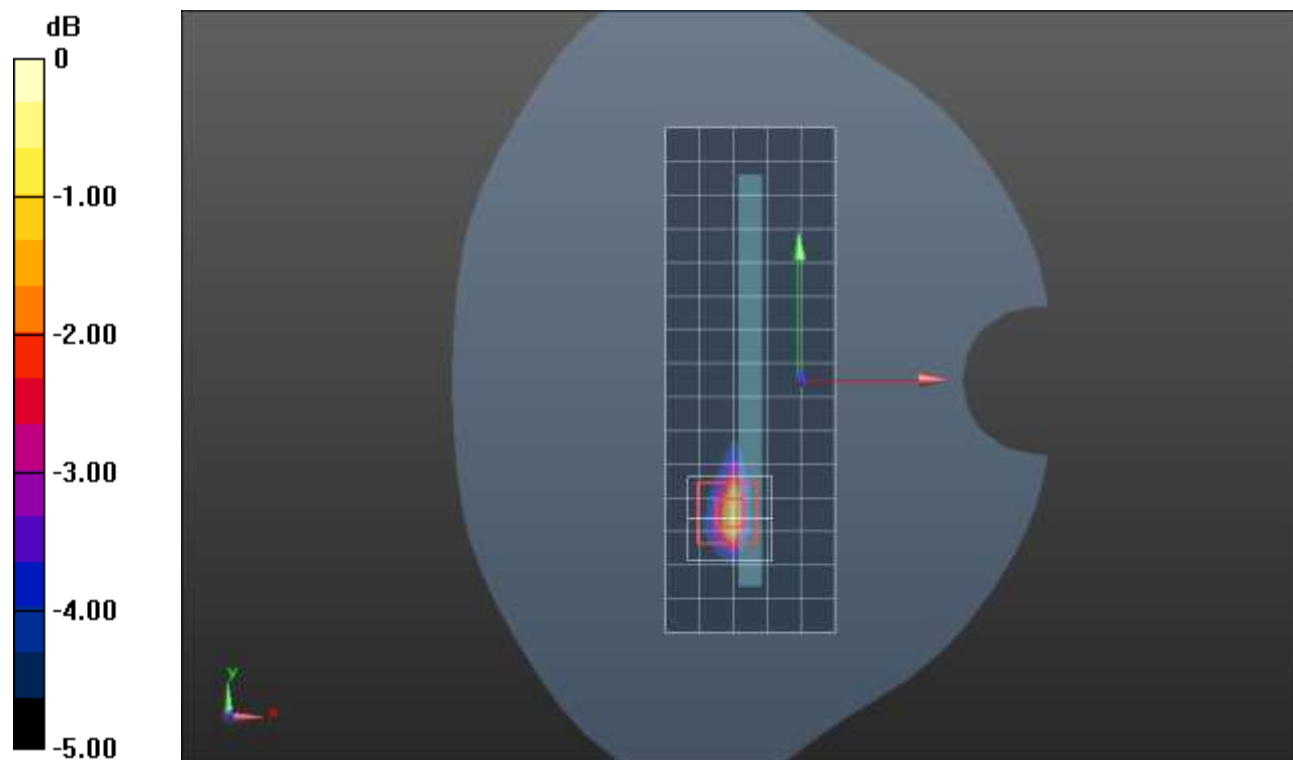
Peak SAR (extrapolated) = 1.65 W/kg

**SAR(1 g) = 0.742 W/kg; SAR(10 g) = 0.324 W/kg**

Smallest distance from peaks to all points 3 dB below = 7 mm

Ratio of SAR at M2 to SAR at M1 = 46%

Maximum value of SAR (measured) = 1.31 W/kg



0 dB = 1.31 W/kg = 1.17 dBW/kg

## LTE Band 41 ANT 1

Frequency: 2593 MHz; Duty Cycle: 1:1.59956; Room Ambient Temperature: 24.0°C; Liquid Temperature: 23.0°C  
 Medium parameters used (interpolated):  $f = 2593$  MHz;  $\sigma = 2.01$  S/m;  $\epsilon_r = 37.693$ ;  $\rho = 1000$  kg/m<sup>3</sup>

Dasy Configuration:

- Area Scan Setting: Find Secondary Maximum within 2.0 dB and with a peak SAR value greater than 0.0012 W/kg
- Electronics: DAE4 Sn1352; Calibrated: 11/9/2021
- Probe: EX3DV4 - SN3773; ConvF(7.08, 7.08, 7.08) @ 2593 MHz; Calibrated: 2/28/2022
- Sensor-Surface: 1.4mm (Mechanical Surface Detection)
- Phantom: Twin-SAM V5.0 (30deg probe tilt); Type: QD 000 P40 CD; Serial: 1740

**RHS/Touch\_QPSK RB 1,49 Ch 40620/Area Scan (10x15x1):** Measurement grid: dx=12mm, dy=12mm

[Info: Interpolated medium parameters used for SAR evaluation.](#)

Maximum value of SAR (measured) = 0.463 W/kg

**RHS/Touch\_QPSK RB 1,49 Ch 40620/Zoom Scan (7x7x7)/Cube 0:** Measurement grid: dx=5mm, dy=5mm, dz=5mm

Reference Value = 14.33 V/m; Power Drift = 0.08 dB

Peak SAR (extrapolated) = 0.593 W/kg

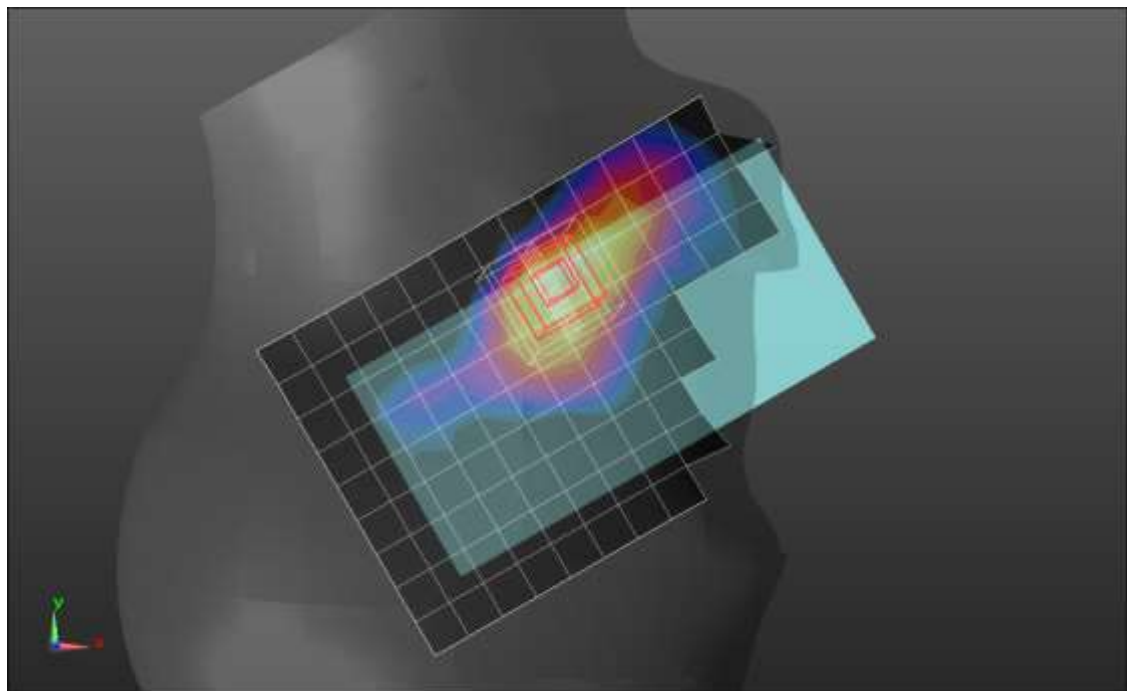
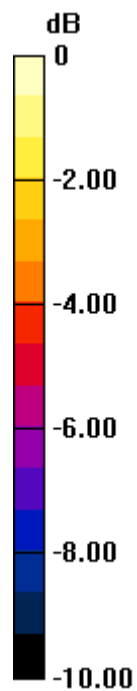
**SAR(1 g) = 0.320 W/kg; SAR(10 g) = 0.174 W/kg**

Smallest distance from peaks to all points 3 dB below = 10.1 mm

Ratio of SAR at M2 to SAR at M1 = 52.5%

[Info: Interpolated medium parameters used for SAR evaluation.](#)

Maximum value of SAR (measured) = 0.473 W/kg



0 dB = 0.473 W/kg = -3.25 dBW/kg

### LTE Band 41 ANT 1

Frequency: 2593 MHz; Duty Cycle: 1:1.59956; Room Ambient Temperature: 24.0°C; Liquid Temperature: 23.0°C  
Medium parameters used (interpolated):  $f = 2593$  MHz;  $\sigma = 1.92$  S/m;  $\epsilon_r = 37.581$ ;  $\rho = 1000$  kg/m<sup>3</sup>

Dasy Configuration:

- Area Scan Setting: Find Secondary Maximum within 2.0 dB and with a peak SAR value greater than 0.0012 W/kg
- Electronics: DAE4 Sn1359; Calibrated: 1/7/2022
- Probe: EX3DV4 - SN3991; ConvF(7.9, 7.9, 7.9) @ 2593 MHz; Calibrated: 8/20/2021
- Sensor-Surface: 1.4mm (Mechanical Surface Detection)
- Phantom: Twin-SAM V8.0 (20deg probe tilt); Type: QD 000 P41 AA; Serial: 1956

### Front/QPSK RB 50,24 Ch 40620/Area Scan (10x17x1):

Measurement grid: dx=12mm, dy=12mm

[Info: Interpolated medium parameters used for SAR evaluation.](#)

Maximum value of SAR (measured) = 1.33 W/kg

### Front/QPSK RB 50,24 Ch 40620/Zoom Scan (7x7x7)/Cube 0:

Measurement grid: dx=5mm, dy=5mm, dz=5mm

Reference Value = 24.04 V/m; Power Drift = 0.01 dB

Peak SAR (extrapolated) = 1.77 W/kg

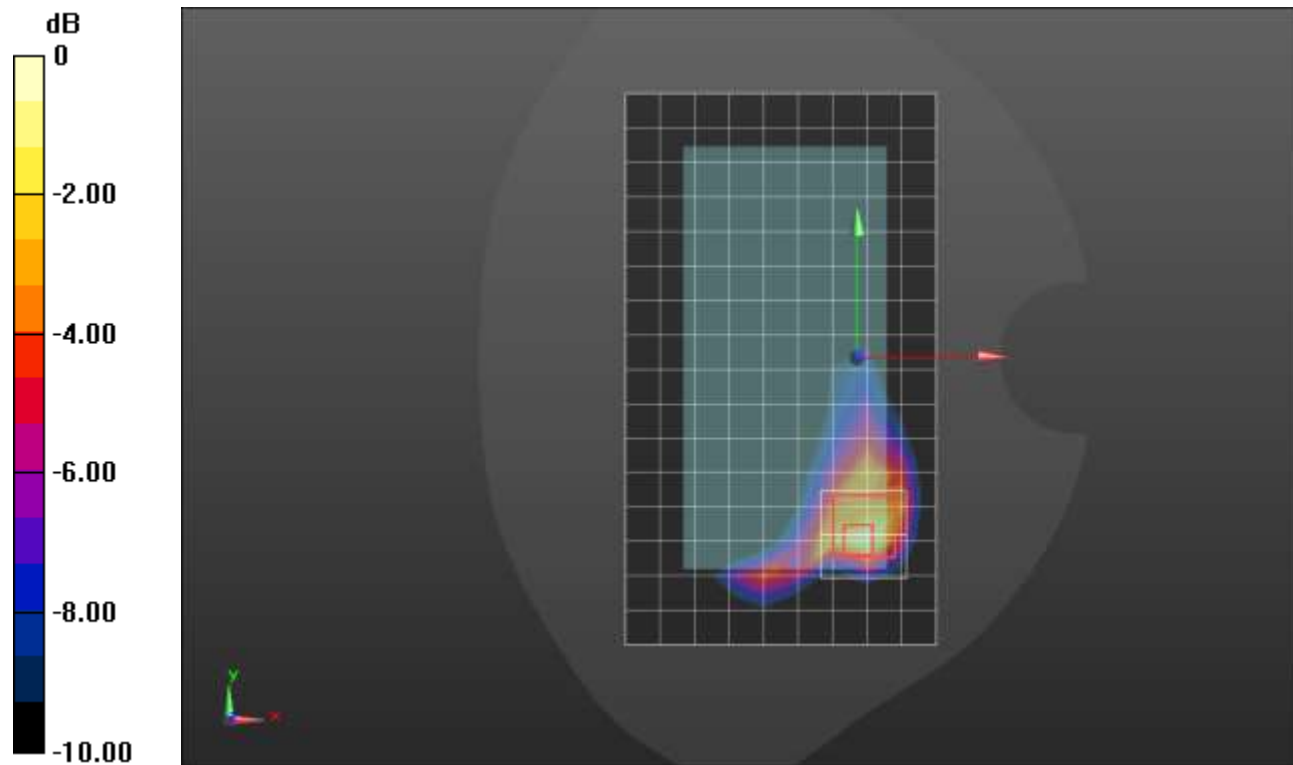
**SAR(1 g) = 0.741 W/kg; SAR(10 g) = 0.325 W/kg**

Smallest distance from peaks to all points 3 dB below = 6.7 mm

Ratio of SAR at M2 to SAR at M1 = 42.7%

[Info: Interpolated medium parameters used for SAR evaluation.](#)

Maximum value of SAR (measured) = 1.30 W/kg



0 dB = 1.30 W/kg = 1.14 dBW/kg

### LTE Band 41 ANT 1

Frequency: 2549.5 MHz; Duty Cycle: 1:1.59956; Room Ambient Temperature: 24.0°C; Liquid Temperature: 23.0°C  
Medium parameters used:  $f = 2550$  MHz;  $\sigma = 1.885$  S/m;  $\epsilon_r = 37.638$ ;  $\rho = 1000$  kg/m<sup>3</sup>

Dasy Configuration:

- Area Scan Setting: Find Secondary Maximum within 2.0 dB and with a peak SAR value greater than 0.0012 W/kg
- Electronics: DAE4 Sn1359; Calibrated: 1/7/2022
- Probe: EX3DV4 - SN3991; ConvF(7.9, 7.9, 7.9) @ 2549.5 MHz; Calibrated: 8/20/2021
- Sensor-Surface: 1.4mm (Mechanical Surface Detection (Locations From Previous Scan Used)), Sensor-Surface: 1.4mm (Mechanical Surface Detection)
- Phantom: Twin-SAM V8.0 (20deg probe tilt); Type: QD 000 P41 AA; Serial: 1956

**Edge 2/QPSK RB 1,49 Ch 40185/Area Scan (7x16x1):** Measurement grid: dx=12mm, dy=12mm  
Maximum value of SAR (measured) = 0.973 W/kg

**Edge 2/QPSK RB 1,49 Ch 40185/Zoom Scan (7x7x7)/Cube 0:** Measurement grid: dx=5mm, dy=5mm, dz=5mm

Reference Value = 21.74 V/m; Power Drift = 0.16 dB

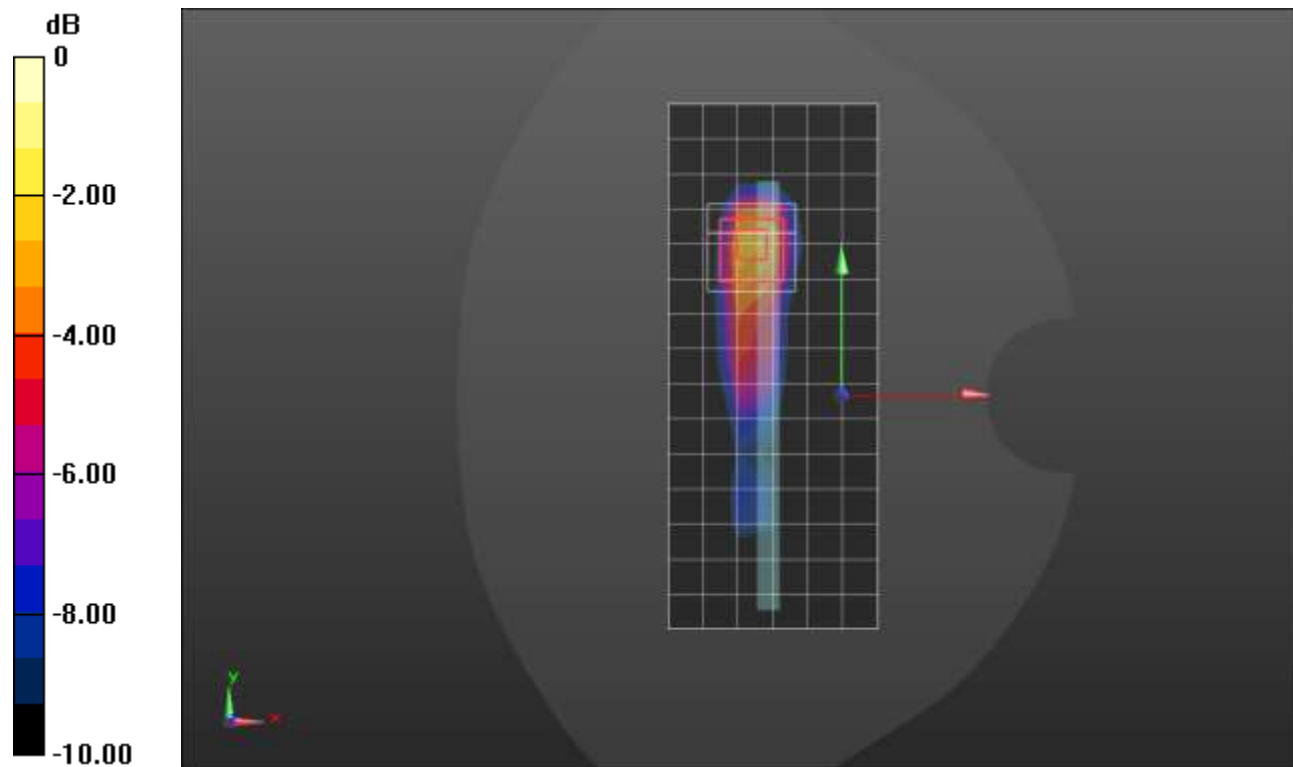
Peak SAR (extrapolated) = 2.03 W/kg

**SAR(1 g) = 0.835 W/kg; SAR(10 g) = 0.346 W/kg**

Smallest distance from peaks to all points 3 dB below = 7 mm

Ratio of SAR at M2 to SAR at M1 = 41.2%

Maximum value of SAR (measured) = 1.54 W/kg



0 dB = 1.54 W/kg = 1.88 dBW/kg

## LTE Band 41 ANT 2

Frequency: 2593 MHz; Duty Cycle: 1:1.59956; Room Ambient Temperature: 24.0°C; Liquid Temperature: 23.0°C  
 Medium parameters used (interpolated):  $f = 2593$  MHz;  $\sigma = 2.012$  S/m;  $\epsilon_r = 37.844$ ;  $\rho = 1000$  kg/m<sup>3</sup>

Dasy Configuration:

- Area Scan Setting: Find Secondary Maximum within 2.0 dB and with a peak SAR value greater than 0.0012 W/kg
- Electronics: DAE4 Sn1359; Calibrated: 1/7/2022
- Probe: EX3DV4 - SN3991; ConvF(7.9, 7.9, 7.9) @ 2593 MHz; Calibrated: 8/20/2021
- Sensor-Surface: 1.4mm (Mechanical Surface Detection)
- Phantom: Twin-SAM V8.0 (20deg probe tilt); Type: QD 000 P41 AA; Serial: 1956

**RHS/Touch\_QPSK RB 50,24 Ch 40620/Area Scan (10x16x1):** Measurement grid: dx=12mm, dy=12mm

[Info: Interpolated medium parameters used for SAR evaluation.](#)

Maximum value of SAR (measured) = 1.36 W/kg

**RHS/Touch\_QPSK RB 50,24 Ch 40620/Zoom Scan (7x7x7)/Cube 0:** Measurement grid: dx=5mm, dy=5mm, dz=5mm

Reference Value = 22.72 V/m; Power Drift = 0.03 dB

Peak SAR (extrapolated) = 2.02 W/kg

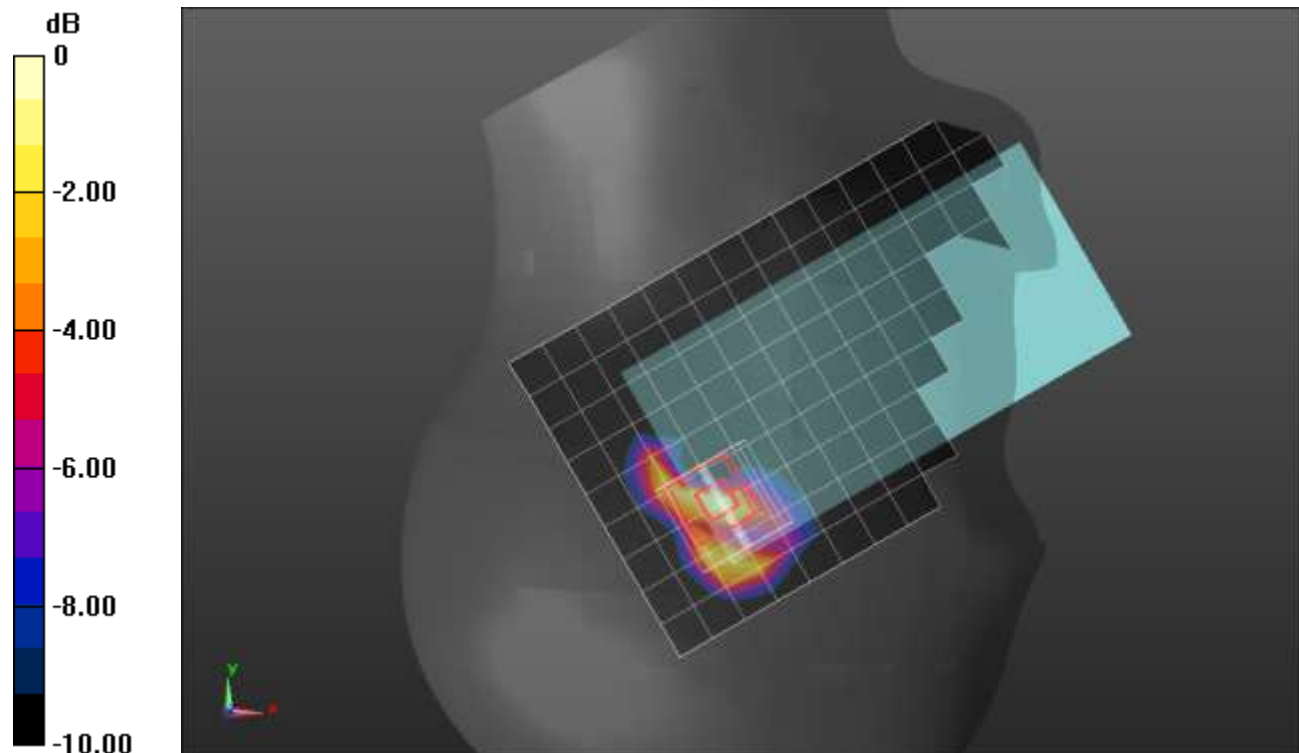
**SAR(1 g) = 0.747 W/kg; SAR(10 g) = 0.296 W/kg**

Smallest distance from peaks to all points 3 dB below = 6.4 mm

Ratio of SAR at M2 to SAR at M1 = 41.3%

[Info: Interpolated medium parameters used for SAR evaluation.](#)

Maximum value of SAR (measured) = 1.40 W/kg



0 dB = 1.40 W/kg = 1.46 dBW/kg

## LTE Band 41 ANT 2

Frequency: 2593 MHz; Duty Cycle: 1:1.59956; Room Ambient Temperature: 24.0°C; Liquid Temperature: 23.0°C  
 Medium parameters used (interpolated):  $f = 2593 \text{ MHz}$ ;  $\sigma = 1.963 \text{ S/m}$ ;  $\epsilon_r = 37.2$ ;  $\rho = 1000 \text{ kg/m}^3$

Dasy Configuration:

- Area Scan Setting: Find Secondary Maximum within 2.0 dB and with a peak SAR value greater than 0.0012 W/kg
- Electronics: DAE4 Sn1359; Calibrated: 1/7/2022
- Probe: EX3DV4 - SN3991; ConvF(7.9, 7.9, 7.9) @ 2593 MHz; Calibrated: 8/20/2021
- Sensor-Surface: 1.4mm (Mechanical Surface Detection)
- Phantom: Twin-SAM V8.0 (20deg probe tilt); Type: QD 000 P41 AA; Serial: 1956

**Rear/QPSK RB 50,24 Ch 40620/Area Scan (10x16x1):** Measurement grid: dx=12mm, dy=12mm

[Info: Interpolated medium parameters used for SAR evaluation.](#)

Maximum value of SAR (measured) = 0.818 W/kg

**Rear/QPSK RB 50,24 Ch 40620/Zoom Scan (7x7x7)/Cube 0:** Measurement grid: dx=5mm, dy=5mm, dz=5mm

Reference Value = 19.09 V/m; Power Drift = -0.04 dB

Peak SAR (extrapolated) = 1.39 W/kg

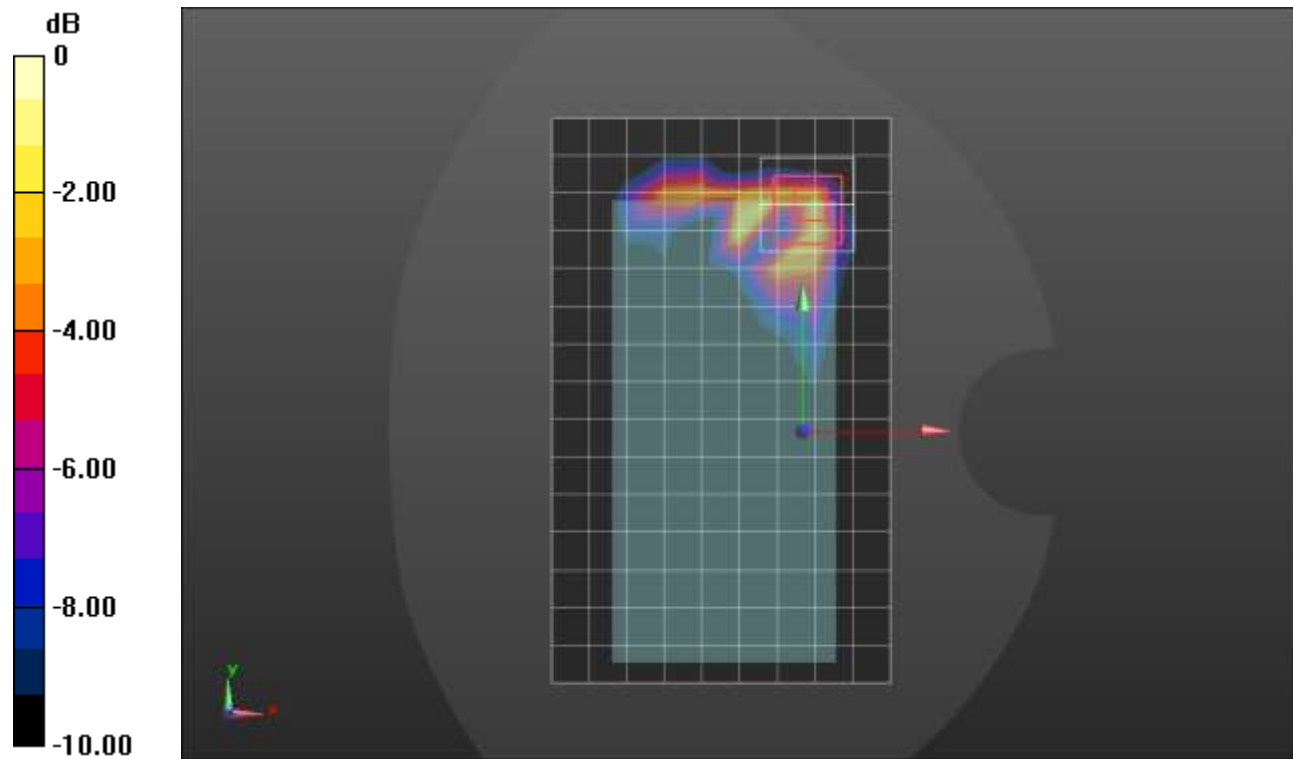
**SAR(1 g) = 0.537 W/kg; SAR(10 g) = 0.196 W/kg**

Smallest distance from peaks to all points 3 dB below = 5 mm

Ratio of SAR at M2 to SAR at M1 = 42.6%

[Info: Interpolated medium parameters used for SAR evaluation.](#)

Maximum value of SAR (measured) = 1.06 W/kg



0 dB = 1.06 W/kg = 0.25 dBW/kg



## LTE Band 41 ANT 2

Frequency: 2593 MHz; Duty Cycle: 1:1.59956; Room Ambient Temperature: 24.0°C; Liquid Temperature: 23.0°C  
 Medium parameters used (interpolated):  $f = 2593$  MHz;  $\sigma = 1.963$  S/m;  $\epsilon_r = 37.2$ ;  $\rho = 1000$  kg/m<sup>3</sup>

Dasy Configuration:

- Area Scan Setting: Find Secondary Maximum within 2.0 dB and with a peak SAR value greater than 0.0012 W/kg
- Electronics: DAE4 Sn1359; Calibrated: 1/7/2022
- Probe: EX3DV4 - SN3991; ConvF(7.9, 7.9, 7.9) @ 2593 MHz; Calibrated: 8/20/2021
- Sensor-Surface: 1.4mm (Mechanical Surface Detection (Locations From Previous Scan Used)), Sensor-Surface: 1.4mm (Mechanical Surface Detection)
- Phantom: Twin-SAM V8.0 (20deg probe tilt); Type: QD 000 P41 AA; Serial: 1956

**Edge 1/QPSK RB 50,24 Ch 40620/Area Scan (7x9x1):** Measurement grid: dx=12mm, dy=12mm

[Info: Interpolated medium parameters used for SAR evaluation.](#)

Maximum value of SAR (measured) = 1.01 W/kg

**Edge 1/QPSK RB 50,24 Ch 40620/Zoom Scan (7x7x7)/Cube 0:** Measurement grid: dx=5mm, dy=5mm, dz=5mm

Reference Value = 20.30 V/m; Power Drift = 0.02 dB

Peak SAR (extrapolated) = 1.72 W/kg

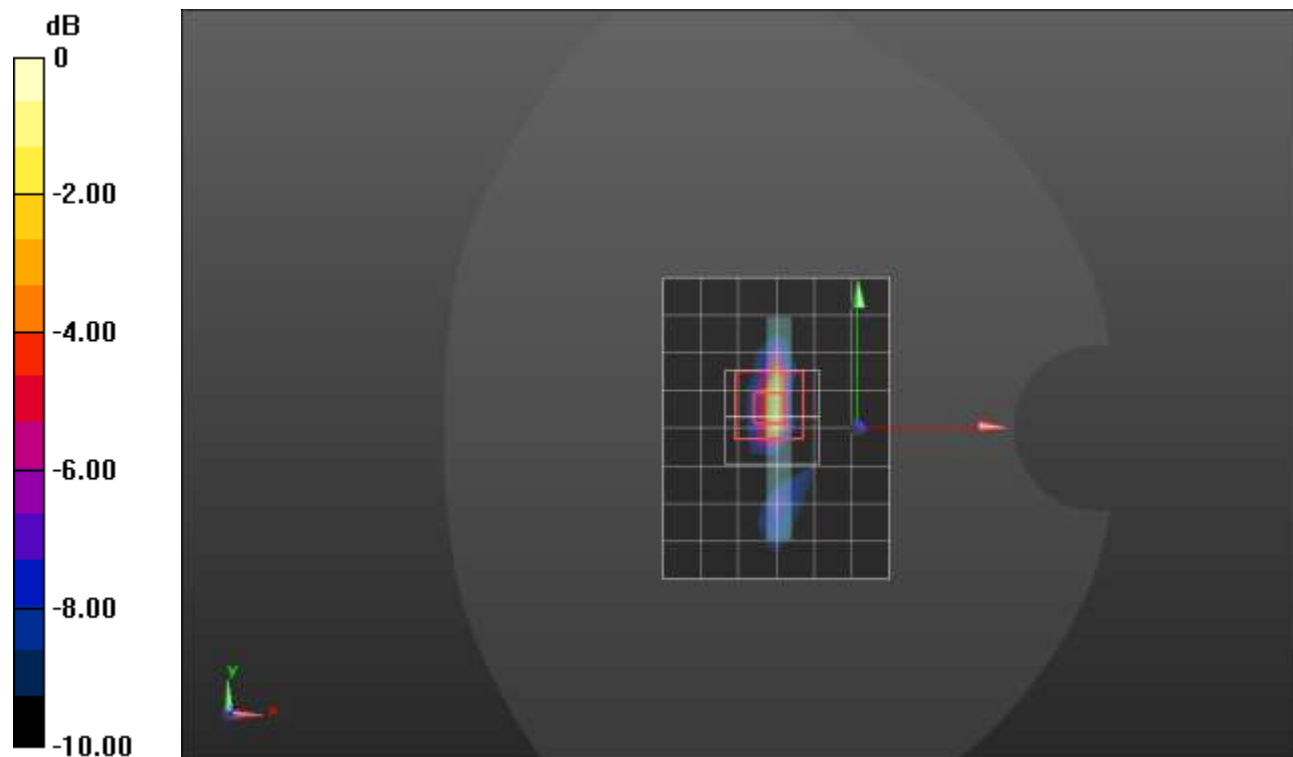
**SAR(1 g) = 0.654 W/kg; SAR(10 g) = 0.215 W/kg**

Smallest distance from peaks to all points 3 dB below = 5.4 mm

Ratio of SAR at M2 to SAR at M1 = 42.4%

[Info: Interpolated medium parameters used for SAR evaluation.](#)

Maximum value of SAR (measured) = 1.24 W/kg



0 dB = 1.24 W/kg = 0.93 dBW/kg

### LTE Band 41 ANT 3

Frequency: 2593 MHz; Duty Cycle: 1:1.59956; Room Ambient Temperature: 24.0°C; Liquid Temperature: 23.0°C  
Medium parameters used (interpolated):  $f = 2593$  MHz;  $\sigma = 1.963$  S/m;  $\epsilon_r = 37.2$ ;  $\rho = 1000$  kg/m<sup>3</sup>

Dasy Configuration:

- Area Scan Setting: Find Secondary Maximum within 2.0 dB and with a peak SAR value greater than 0.0012 W/kg
- Electronics: DAE4 Sn1359; Calibrated: 1/7/2022
- Probe: EX3DV4 - SN3991; ConvF(7.9, 7.9, 7.9) @ 2593 MHz; Calibrated: 8/20/2021
- Sensor-Surface: 1.4mm (Mechanical Surface Detection)
- Phantom: Twin-SAM V8.0 (20deg probe tilt); Type: QD 000 P41 AA; Serial: 1956

**LHS/Touch\_QPSK RB 1,49 Ch 40620/Area Scan (10x15x1):** Measurement grid: dx=12mm, dy=12mm

[Info: Interpolated medium parameters used for SAR evaluation.](#)

Maximum value of SAR (measured) = 0.583 W/kg

**LHS/Touch\_QPSK RB 1,49 Ch 40620/Zoom Scan (7x7x7)/Cube 0:** Measurement grid: dx=5mm, dy=5mm, dz=5mm

Reference Value = 17.10 V/m; Power Drift = -0.02 dB

Peak SAR (extrapolated) = 0.753 W/kg


**SAR(1 g) = 0.420 W/kg; SAR(10 g) = 0.227 W/kg**

Smallest distance from peaks to all points 3 dB below = 11.7 mm

Ratio of SAR at M2 to SAR at M1 = 56.2%

[Info: Interpolated medium parameters used for SAR evaluation.](#)

Maximum value of SAR (measured) = 0.627 W/kg



### LTE Band 41 ANT 3

Frequency: 2593 MHz; Duty Cycle: 1:1.59956; Room Ambient Temperature: 24.0°C; Liquid Temperature: 23.0°C  
 Medium parameters used (interpolated):  $f = 2593$  MHz;  $\sigma = 1.888$  S/m;  $\epsilon_r = 38.607$ ;  $\rho = 1000$  kg/m<sup>3</sup>

Dasy Configuration:

- Area Scan Setting: Find Secondary Maximum within 2.0 dB and with a peak SAR value greater than 0.0012 W/kg
- Electronics: DAE4 Sn1352; Calibrated: 11/9/2021
- Probe: EX3DV4 - SN3773; ConvF(7.08, 7.08, 7.08) @ 2593 MHz; Calibrated: 2/28/2022
- Sensor-Surface: 1.4mm (Mechanical Surface Detection)
- Phantom: Twin-SAM V5.0 (30deg probe tilt); Type: QD 000 P40 CD; Serial: 1740

**Rear/QPSK RB 50,24 Ch 40620/Area Scan (10x16x1):** Measurement grid: dx=12mm, dy=12mm

[Info: Interpolated medium parameters used for SAR evaluation.](#)

Maximum value of SAR (measured) = 0.670 W/kg

**Rear/QPSK RB 50,24 Ch 40620/Zoom Scan (7x7x7)/Cube 0:** Measurement grid: dx=5mm, dy=5mm, dz=5mm

Reference Value = 16.79 V/m; Power Drift = -0.14 dB

Peak SAR (extrapolated) = 1.26 W/kg

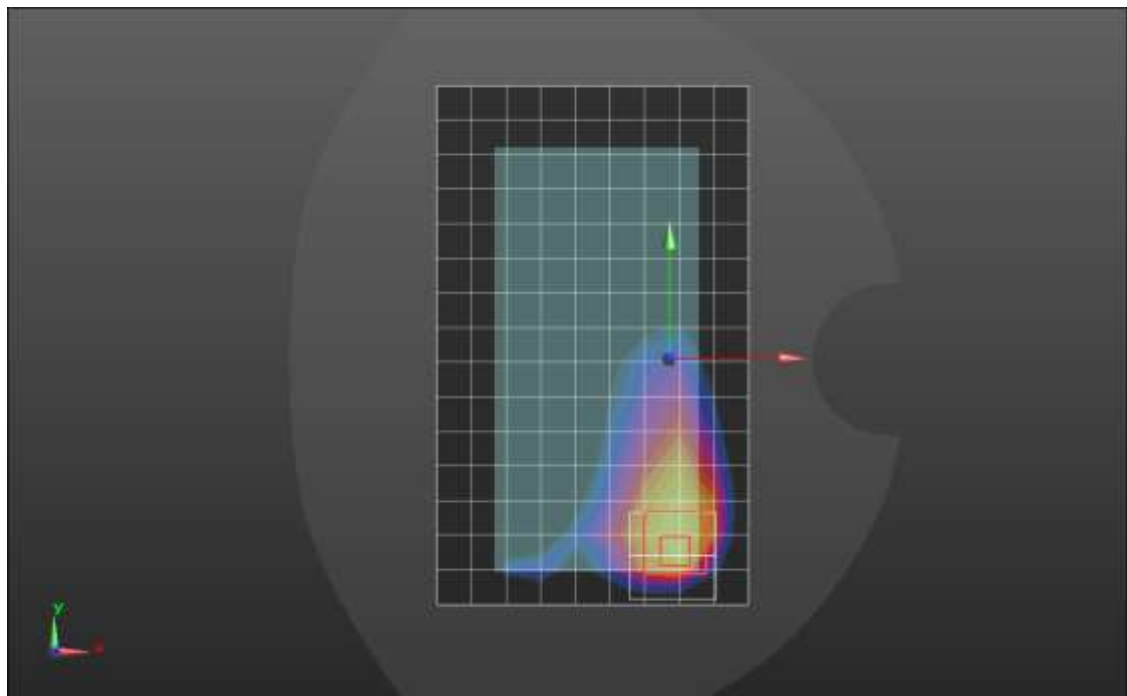
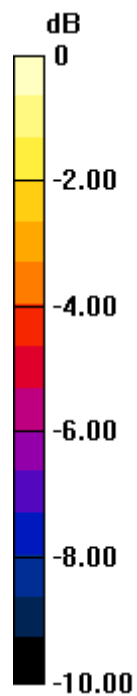
**SAR(1 g) = 0.469 W/kg; SAR(10 g) = 0.216 W/kg**

Smallest distance from peaks to all points 3 dB below = 7.3 mm

Ratio of SAR at M2 to SAR at M1 = 37.5%

[Info: Interpolated medium parameters used for SAR evaluation.](#)

Maximum value of SAR (measured) = 0.893 W/kg



0 dB = 0.893 W/kg = -0.49 dBW/kg

### LTE Band 41 ANT 3

Frequency: 2593 MHz; Duty Cycle: 1:1.59956; Room Ambient Temperature: 24.0°C; Liquid Temperature: 23.0°C  
 Medium parameters used (interpolated):  $f = 2593$  MHz;  $\sigma = 1.888$  S/m;  $\epsilon_r = 38.607$ ;  $\rho = 1000$  kg/m<sup>3</sup>

Dasy Configuration:

- Area Scan Setting: Find Secondary Maximum within 2.0 dB and with a peak SAR value greater than 0.0012 W/kg
- Electronics: DAE4 Sn1352; Calibrated: 11/9/2021
- Probe: EX3DV4 - SN3773; ConvF(7.08, 7.08, 7.08) @ 2593 MHz; Calibrated: 2/28/2022
- Sensor-Surface: 1.4mm (Mechanical Surface Detection (Locations From Previous Scan Used)), Sensor-Surface: 1.4mm (Mechanical Surface Detection)
- Phantom: Twin-SAM V5.0 (30deg probe tilt); Type: QD 000 P40 CD; Serial: 1740

**Edge 4/QPSK RB 50,24 Ch 40620/Area Scan (7x15x1):** Measurement grid: dx=12mm, dy=12mm

[Info: Interpolated medium parameters used for SAR evaluation.](#)

Maximum value of SAR (measured) = 1.15 W/kg

**Edge 4/QPSK RB 50,24 Ch 40620/Zoom Scan (7x7x7)/Cube 0:** Measurement grid: dx=5mm, dy=5mm, dz=5mm

Reference Value = 22.18 V/m; Power Drift = -0.01 dB

Peak SAR (extrapolated) = 1.55 W/kg

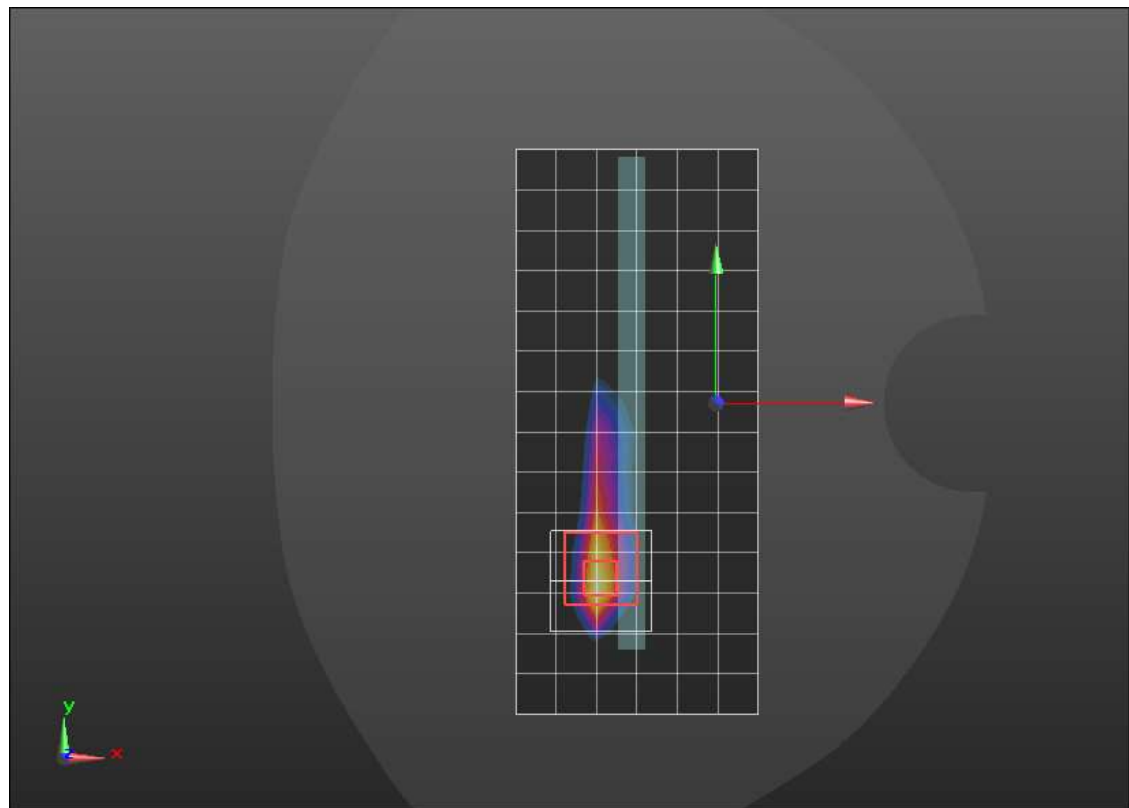
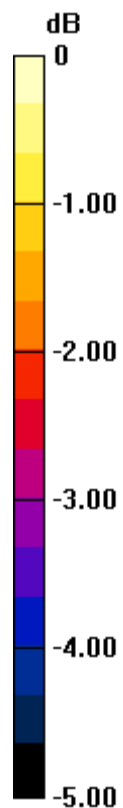
**SAR(1 g) = 0.644 W/kg; SAR(10 g) = 0.288 W/kg**

Smallest distance from peaks to all points 3 dB below = 8 mm

Ratio of SAR at M2 to SAR at M1 = 43.1%

[Info: Interpolated medium parameters used for SAR evaluation.](#)

Maximum value of SAR (measured) = 1.16 W/kg



0 dB = 1.16 W/kg = 0.64 dBW/kg

## LTE Band 41 ANT 4

Frequency: 2593 MHz; Duty Cycle: 1:1.59956; Room Ambient Temperature: 24.0°C; Liquid Temperature: 23.0°C  
 Medium parameters used (interpolated):  $f = 2593$  MHz;  $\sigma = 1.994$  S/m;  $\epsilon_r = 40.602$ ;  $\rho = 1000$  kg/m<sup>3</sup>

Dasy Configuration:

- Area Scan Setting: Find Secondary Maximum within 2.0 dB and with a peak SAR value greater than 0.0012 W/kg
- Electronics: DAE4 Sn1352; Calibrated: 11/9/2021
- Probe: EX3DV4 - SN3773; ConvF(7.08, 7.08, 7.08) @ 2593 MHz; Calibrated: 2/28/2022
- Sensor-Surface: 1.4mm (Mechanical Surface Detection)
- Phantom: Twin-SAM V5.0 (30deg probe tilt); Type: QD 000 P40 CD; Serial: 1740

**LHS/Touch\_QPSK RB 1,49 Ch 40620/Area Scan (10x16x1):** Measurement grid: dx=12mm, dy=12mm

[Info: Interpolated medium parameters used for SAR evaluation.](#)

Maximum value of SAR (measured) = 0.875 W/kg

**LHS/Touch\_QPSK RB 1,49 Ch 40620/Zoom Scan (7x7x7)/Cube 0:** Measurement grid: dx=5mm, dy=5mm, dz=5mm

Reference Value = 17.64 V/m; Power Drift = 0.09 dB

Peak SAR (extrapolated) = 2.04 W/kg

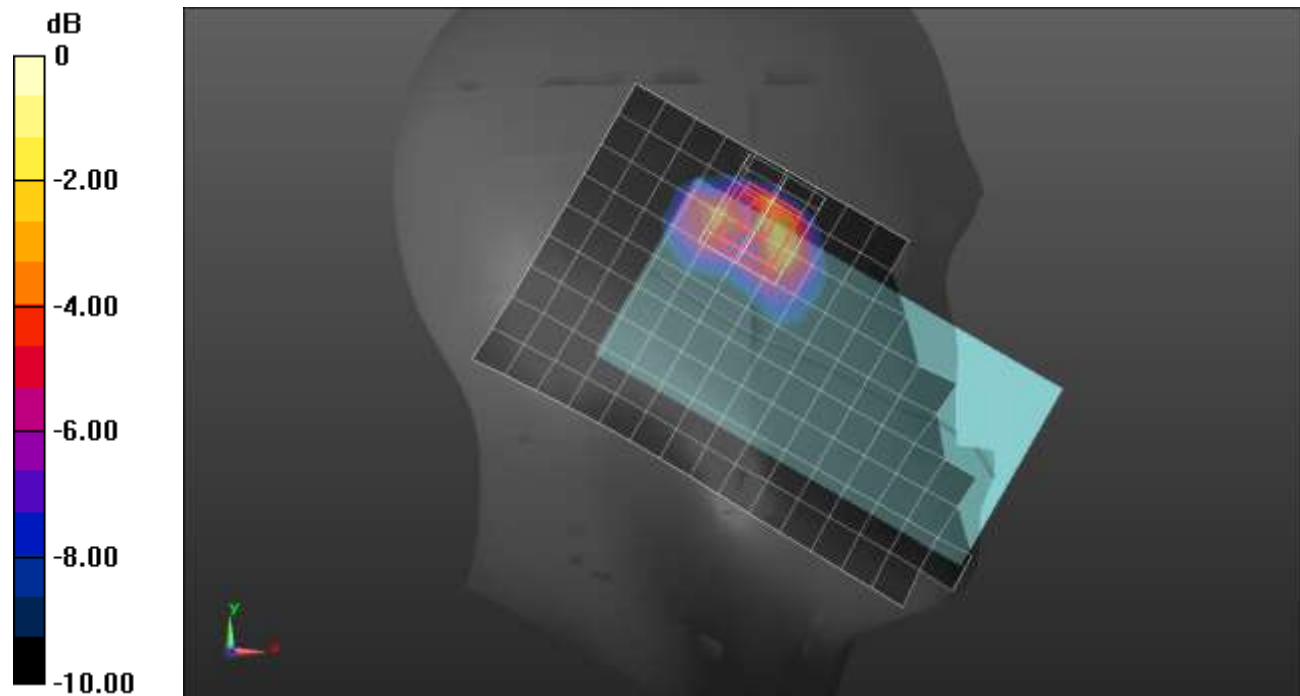
**SAR(1 g) = 0.700 W/kg; SAR(10 g) = 0.299 W/kg**

Smallest distance from peaks to all points 3 dB below = 5.1 mm

Ratio of SAR at M2 to SAR at M1 = 36%

[Info: Interpolated medium parameters used for SAR evaluation.](#)

Maximum value of SAR (measured) = 1.37 W/kg



## LTE Band 41 ANT 4

Frequency: 2593 MHz; Duty Cycle: 1:1.59956; Room Ambient Temperature: 24.0°C; Liquid Temperature: 23.0°C  
 Medium parameters used (interpolated):  $f = 2593$  MHz;  $\sigma = 1.994$  S/m;  $\epsilon_r = 40.602$ ;  $\rho = 1000$  kg/m<sup>3</sup>

Dasy Configuration:

- Area Scan Setting: Find Secondary Maximum within 2.0 dB and with a peak SAR value greater than 0.0012 W/kg
- Electronics: DAE4 Sn1352; Calibrated: 11/9/2021
- Probe: EX3DV4 - SN3773; ConvF(7.08, 7.08, 7.08) @ 2593 MHz; Calibrated: 2/28/2022
- Sensor-Surface: 1.4mm (Mechanical Surface Detection (Locations From Previous Scan Used)), Sensor-Surface: 1.4mm (Mechanical Surface Detection)
- Phantom: Twin-SAM V5.0 (30deg probe tilt); Type: QD 000 P40 CD; Serial: 1740

**Rear/QPSK RB 50,24 Ch 40620/Area Scan (11x17x1):** Measurement grid: dx=12mm, dy=12mm

[Info: Interpolated medium parameters used for SAR evaluation.](#)

Maximum value of SAR (measured) = 0.846 W/kg

**Rear/QPSK RB 50,24 Ch 40620/Zoom Scan (7x7x7)/Cube 0:** Measurement grid: dx=5mm, dy=5mm, dz=5mm

Reference Value = 18.39 V/m; Power Drift = -0.02 dB

Peak SAR (extrapolated) = 1.12 W/kg

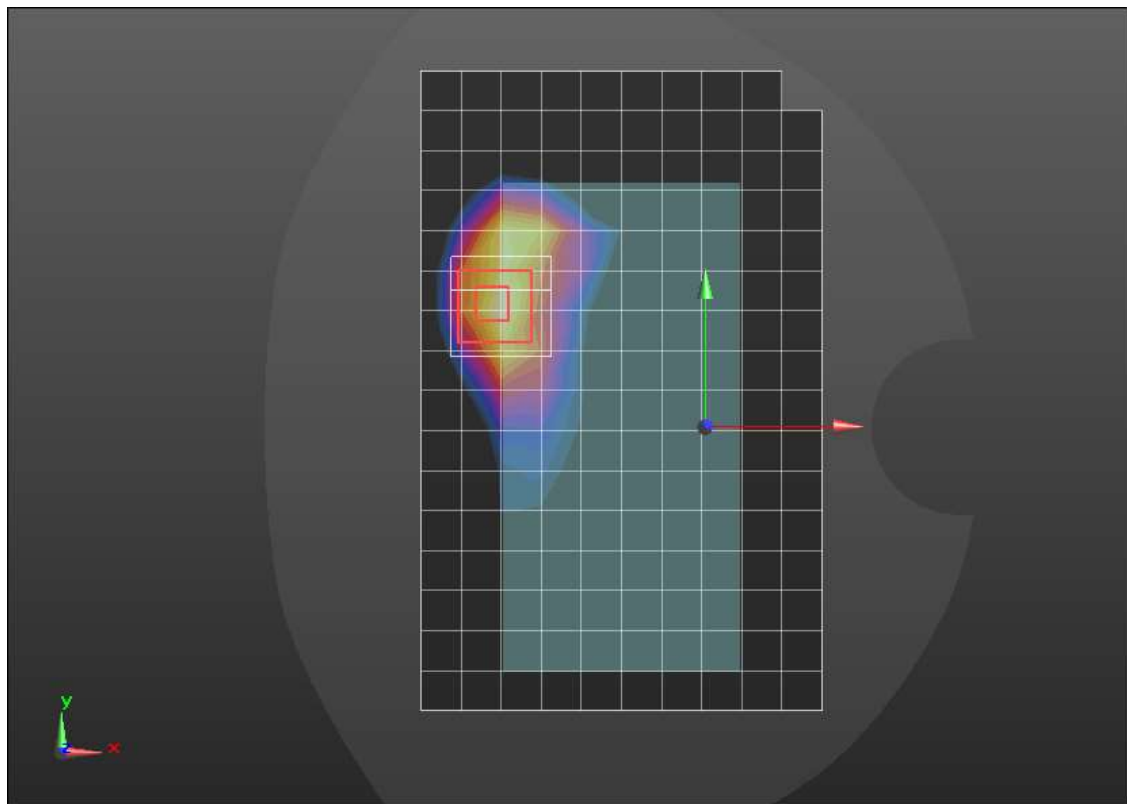
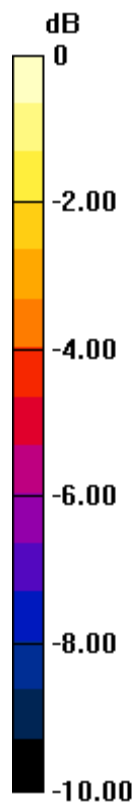
**SAR(1 g) = 0.492 W/kg; SAR(10 g) = 0.226 W/kg**

Smallest distance from peaks to all points 3 dB below = 7.3 mm

Ratio of SAR at M2 to SAR at M1 = 45.2%

[Info: Interpolated medium parameters used for SAR evaluation.](#)

Maximum value of SAR (measured) = 0.836 W/kg



0 dB = 0.836 W/kg = -0.78 dBW/kg

### LTE Band 41 ANT 4

Frequency: 2506 MHz; Duty Cycle: 1:1.59956; Room Ambient Temperature: 24.0°C; Liquid Temperature: 23.0°C  
Medium parameters used (interpolated):  $f = 2506$  MHz;  $\sigma = 1.806$  S/m;  $\epsilon_r = 38.754$ ;  $\rho = 1000$  kg/m<sup>3</sup>

Dasy Configuration:

- Area Scan Setting: Find Secondary Maximum within 2.0 dB and with a peak SAR value greater than 0.0012 W/kg
- Electronics: DAE4 Sn1352; Calibrated: 11/9/2021
- Probe: EX3DV4 - SN3773; ConvF(7.08, 7.08, 7.08) @ 2506 MHz; Calibrated: 2/28/2022
- Sensor-Surface: 1.4mm (Mechanical Surface Detection)
- Phantom: Twin-SAM V5.0 (30deg probe tilt); Type: QD 000 P40 CD; Serial: 1740

### Edge 2/QPSK RB 1,49 Ch 39750/Area Scan (7x15x1):

Measurement grid: dx=12mm, dy=12mm  
[Info: Interpolated medium parameters used for SAR evaluation.](#)

Maximum value of SAR (measured) = 1.14 W/kg

### Edge 2/QPSK RB 1,49 Ch 39750/Zoom Scan (7x7x7)/Cube 0:

Measurement grid: dx=5mm, dy=5mm, dz=5mm  
Reference Value = 10.88 V/m; Power Drift = -0.04 dB

Peak SAR (extrapolated) = 2.01 W/kg

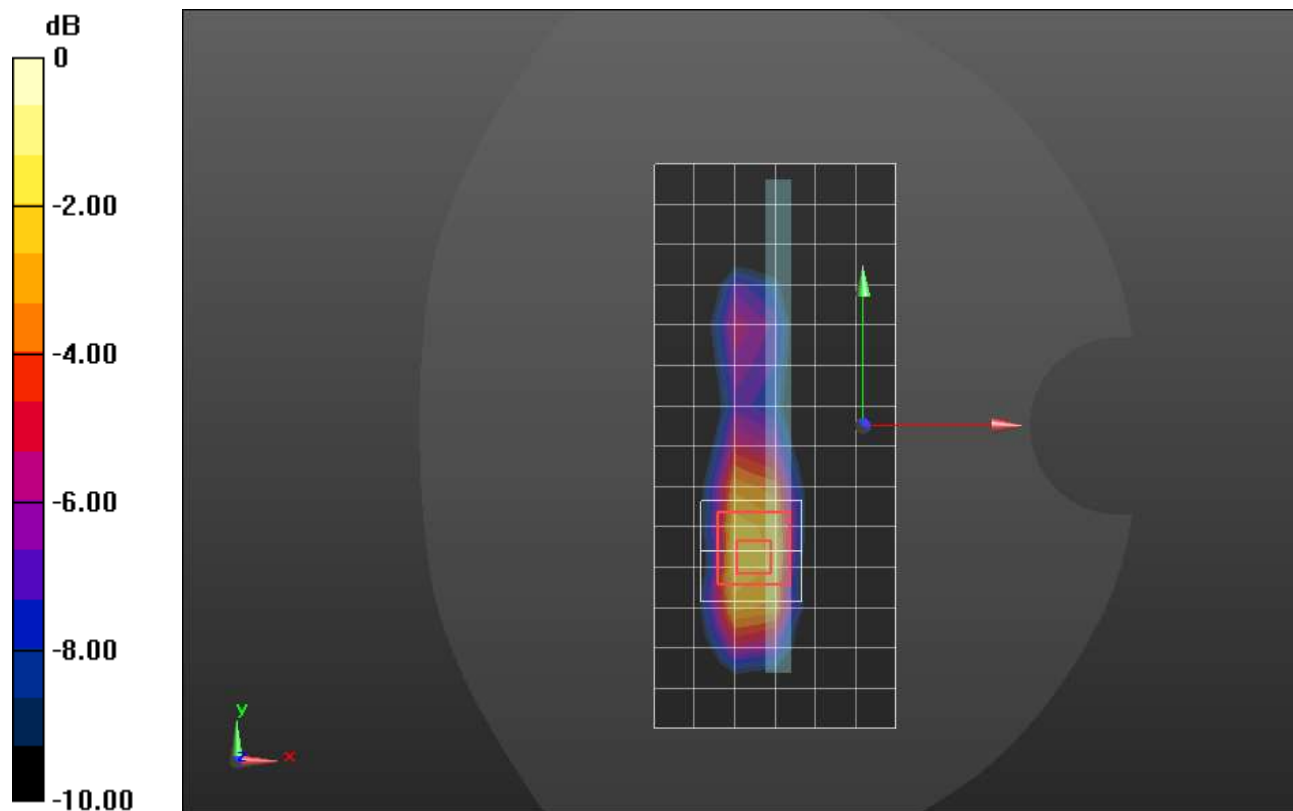
**SAR(1 g) = 0.890 W/kg; SAR(10 g) = 0.400 W/kg**

Smallest distance from peaks to all points 3 dB below = 7 mm

Ratio of SAR at M2 to SAR at M1 = 46.2%

[Info: Interpolated medium parameters used for SAR evaluation.](#)

Maximum value of SAR (measured) = 1.54 W/kg



0 dB = 1.54 W/kg = 1.88 dBW/kg

## LTE Band 48 ANT 7

Frequency: 3646.7 MHz; Duty Cycle: 1:1.59956; Room Ambient Temperature: 24.0°C; Liquid Temperature: 23.0°C  
 Medium parameters used (interpolated):  $f = 3646.7$  MHz;  $\sigma = 3.124$  S/m;  $\epsilon_r = 38.812$ ;  $\rho = 1000$  kg/m<sup>3</sup>

Dasy Configuration:

- Area Scan Setting: Find Secondary Maximum within 2.0 dB and with a peak SAR value greater than 0.0012 W/kg
- Electronics: DAE4 Sn1540; Calibrated: 1/11/2022
- Probe: EX3DV4 - SN7356; ConvF(7.15, 7.15, 7.15) @ 3646.7 MHz; Calibrated: 3/24/2022
- Sensor-Surface: 1.4mm (Mechanical Surface Detection), Sensor-Surface: 4mm (Mechanical Surface Detection)
- Phantom: Twin-SAM V5.0 (20deg probe tilt); Type: SAM;

**RHS/Touch\_QPSK RB 1,49 Ch 56207/Area Scan (10x16x1):** Measurement grid: dx=12mm, dy=12mm

[Info: Interpolated medium parameters used for SAR evaluation.](#)

Maximum value of SAR (measured) = 0.378 W/kg

**RHS/Touch\_QPSK RB 1,49 Ch 56207/Zoom Scan (7x7x8)/Cube 0:** Measurement grid: dx=5mm, dy=5mm, dz=4mm

Reference Value = 8.756 V/m; Power Drift = 0.09 dB

Peak SAR (extrapolated) = 0.535 W/kg

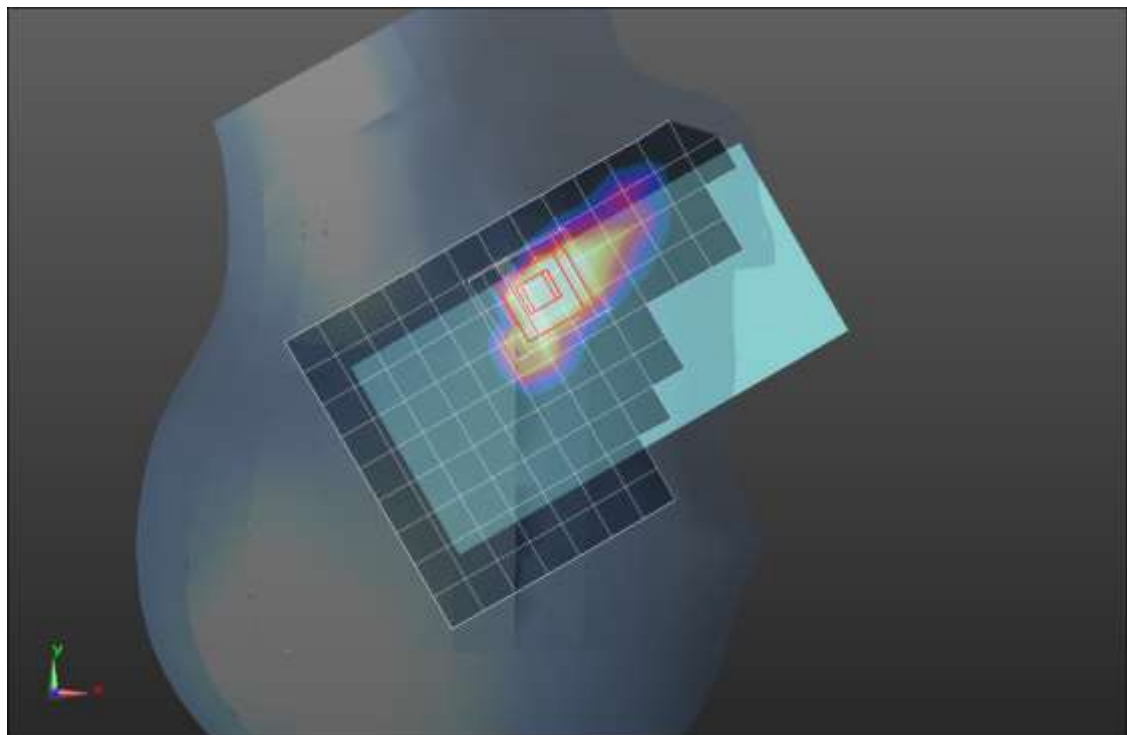
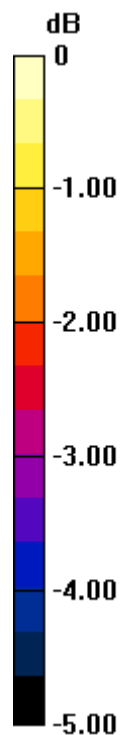
**SAR(1 g) = 0.225 W/kg; SAR(10 g) = 0.100 W/kg**

Smallest distance from peaks to all points 3 dB below = 8.2 mm

Ratio of SAR at M2 to SAR at M1 = 51.1%

[Info: Interpolated medium parameters used for SAR evaluation.](#)

Maximum value of SAR (measured) = 0.247 W/kg



0 dB = 0.247 W/kg = -6.07 dBW/kg



## LTE Band 48 ANT 7

Frequency: 3646.7 MHz; Duty Cycle: 1:1.59956; Room Ambient Temperature: 24.0°C; Liquid Temperature: 23.0°C  
 Medium parameters used (interpolated):  $f = 3646.7$  MHz;  $\sigma = 2.932$  S/m;  $\epsilon_r = 37.554$ ;  $\rho = 1000$  kg/m<sup>3</sup>

Dasy Configuration:

- Area Scan Setting: Find Secondary Maximum within 2.0 dB and with a peak SAR value greater than 0.0012 W/kg
- Electronics: DAE4ip Sn1621; Calibrated: 4/21/2022
- Probe: EX3DV4 - SN3990; ConvF(6.9, 6.9, 6.9) @ 3646.7 MHz; Calibrated: 2/25/2022
- Sensor-Surface: 1.4mm (Mechanical Surface Detection), Sensor-Surface: 4mm (Mechanical Surface Detection)
- Phantom: Twin-SAM V8.0 (30deg probe tilt); Type: QD 000 P41 Ax; Serial: xxxx

**Rear/QPSK RB 50,24 Ch 56207/Area Scan (10x16x1):** Measurement grid: dx=12mm, dy=12mm

[Info: Interpolated medium parameters used for SAR evaluation.](#)

Maximum value of SAR (measured) = 0.939 W/kg

**Rear/QPSK RB 50,24 Ch 56207/Zoom Scan (7x7x8)/Cube 0:** Measurement grid: dx=5mm, dy=5mm, dz=4mm

Reference Value = 13.40 V/m; Power Drift = 0.07 dB

Peak SAR (extrapolated) = 1.69 W/kg

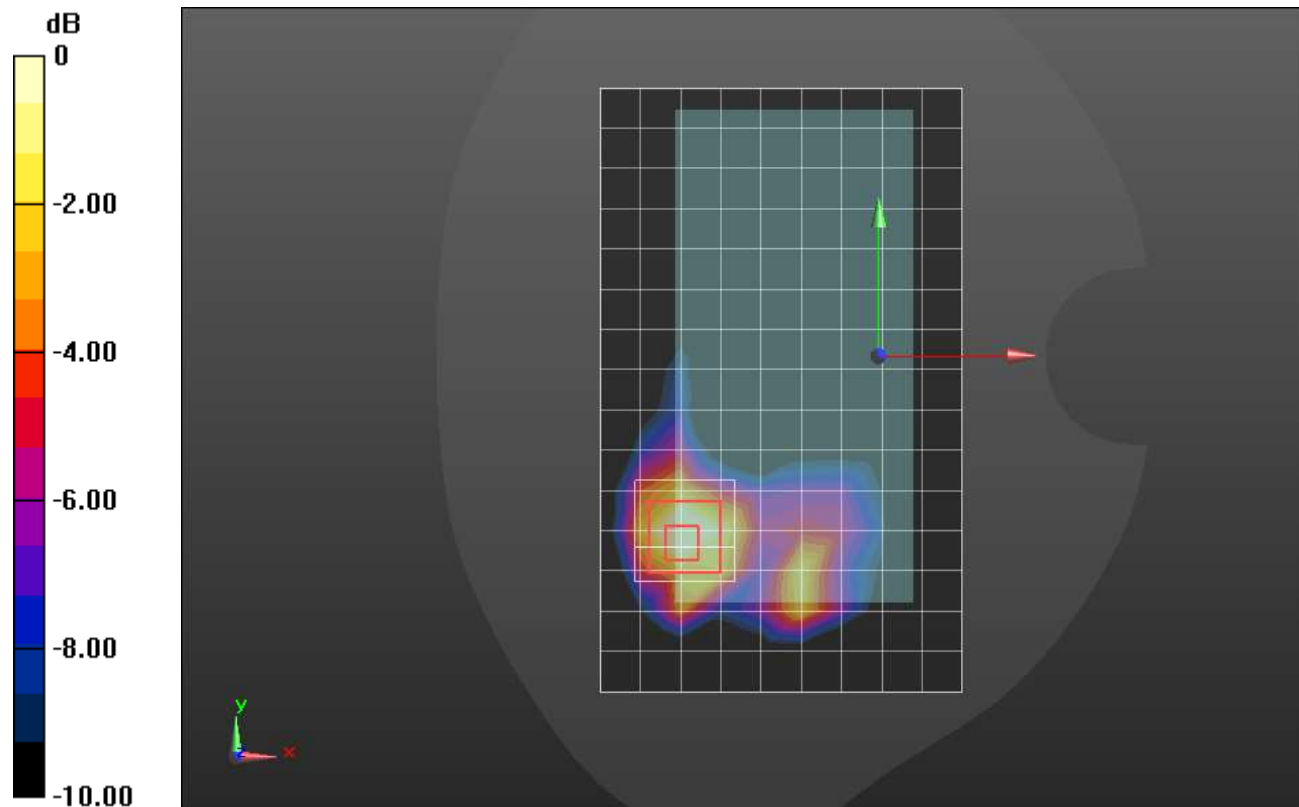
**SAR(1 g) = 0.559 W/kg; SAR(10 g) = 0.210 W/kg**

Smallest distance from peaks to all points 3 dB below = 7 mm

Ratio of SAR at M2 to SAR at M1 = 42.5%

[Info: Interpolated medium parameters used for SAR evaluation.](#)

Maximum value of SAR (measured) = 0.642 W/kg



0 dB = 0.642 W/kg = -1.92 dBW/kg

## LTE Band 48 ANT 7

Frequency: 3646.7 MHz; Duty Cycle: 1:1.59956; Room Ambient Temperature: 24.0°C; Liquid Temperature: 23.0°C  
 Medium parameters used (interpolated):  $f = 3646.7$  MHz;  $\sigma = 2.932$  S/m;  $\epsilon_r = 37.554$ ;  $\rho = 1000$  kg/m<sup>3</sup>

Dasy Configuration:

- Area Scan Setting: Find Secondary Maximum within 2.0 dB and with a peak SAR value greater than 0.0012 W/kg
- Electronics: DAE4ip Sn1621; Calibrated: 4/21/2022
- Probe: EX3DV4 - SN3990; ConvF(6.9, 6.9, 6.9) @ 3646.7 MHz; Calibrated: 2/25/2022
- Sensor-Surface: 1.4mm (Mechanical Surface Detection), Sensor-Surface: 4mm (Mechanical Surface Detection)
- Phantom: Twin-SAM V8.0 (30deg probe tilt); Type: QD 000 P41 Ax; Serial: xxxx

**Edge 2/QPSK RB 100,0 Ch 56207/Area Scan (7x16x1):** Measurement grid: dx=12mm, dy=12mm

[Info: Interpolated medium parameters used for SAR evaluation.](#)

Maximum value of SAR (measured) = 1.40 W/kg

**Edge 2/QPSK RB 100,0 Ch 56207/Zoom Scan (7x7x8)/Cube 0:** Measurement grid: dx=5mm, dy=5mm, dz=4mm

Reference Value = 17.46 V/m; Power Drift = -0.11 dB

Peak SAR (extrapolated) = 2.38 W/kg

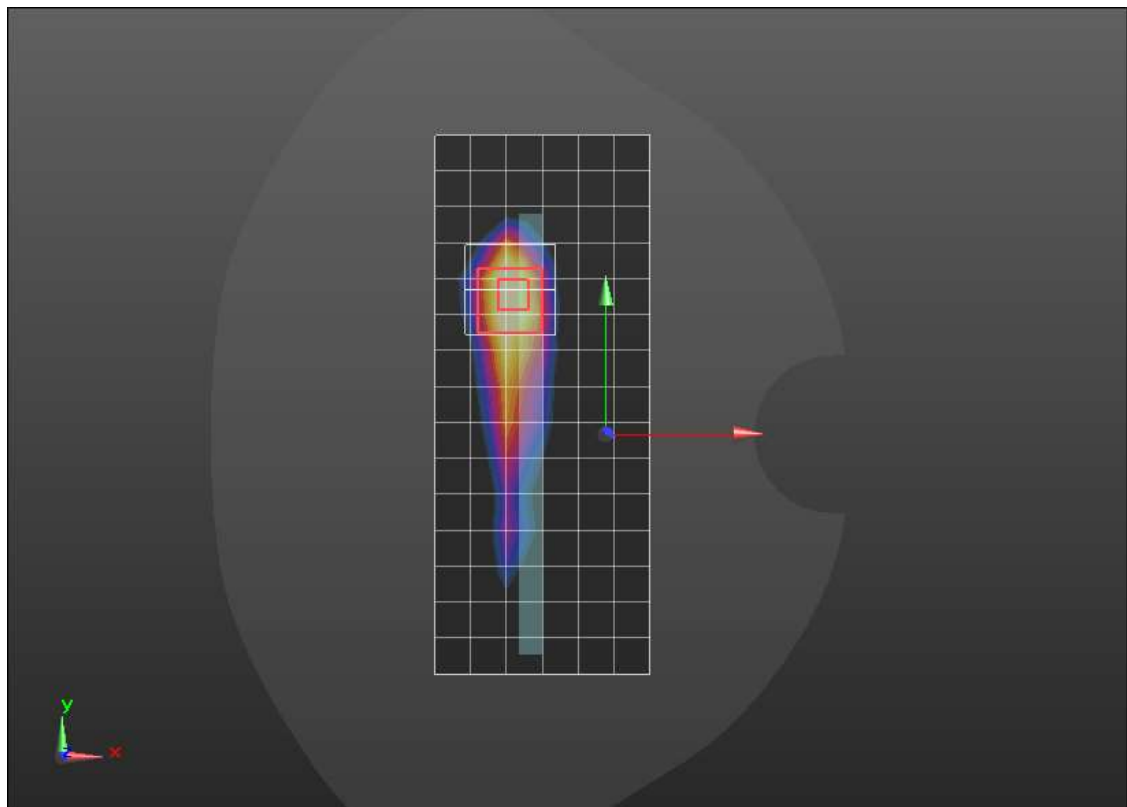
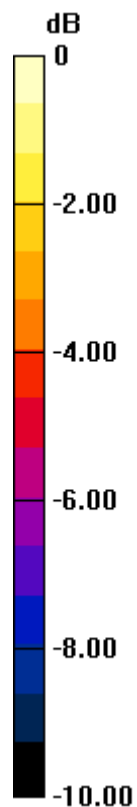
**SAR(1 g) = 0.739 W/kg; SAR(10 g) = 0.253 W/kg**

Smallest distance from peaks to all points 3 dB below = 7 mm

Ratio of SAR at M2 to SAR at M1 = 40.1%

[Info: Interpolated medium parameters used for SAR evaluation.](#)

Maximum value of SAR (measured) = 0.866 W/kg



0 dB = 0.866 W/kg = -0.62 dBW/kg

### LTE Band 48 ANT 8

Frequency: 3560 MHz; Duty Cycle: 1:1.59956; Room Ambient Temperature: 24.0°C; Liquid Temperature: 23.0°C  
Medium parameters used:  $f = 3560$  MHz;  $\sigma = 2.87$  S/m;  $\epsilon_r = 36.985$ ;  $\rho = 1000$  kg/m<sup>3</sup>

Dasy Configuration:

- Area Scan Setting: Find Secondary Maximum within 2.0 dB and with a peak SAR value greater than 0.0012 W/kg
- Electronics: DAE4 Sn1540; Calibrated: 1/11/2022
- Probe: EX3DV4 - SN7356; ConvF(7.2, 7.2, 7.2) @ 3560 MHz; Calibrated: 3/24/2022
- Sensor-Surface: 1.4mm (Mechanical Surface Detection), Sensor-Surface: 4mm (Mechanical Surface Detection)
- Phantom: Twin-SAM V5.0 (20deg probe tilt); Type: SAM;

**RHS/Touch\_QPSK RB 1,49 Ch 55340/Area Scan (10x16x1):** Measurement grid: dx=12mm, dy=12mm  
Maximum value of SAR (measured) = 1.59 W/kg

**RHS/Touch\_QPSK RB 1,49 Ch 55340/Zoom Scan (8x8x8)/Cube 0:** Measurement grid: dx=5mm, dy=5mm, dz=4mm

Reference Value = 15.72 V/m; Power Drift = 0.01 dB

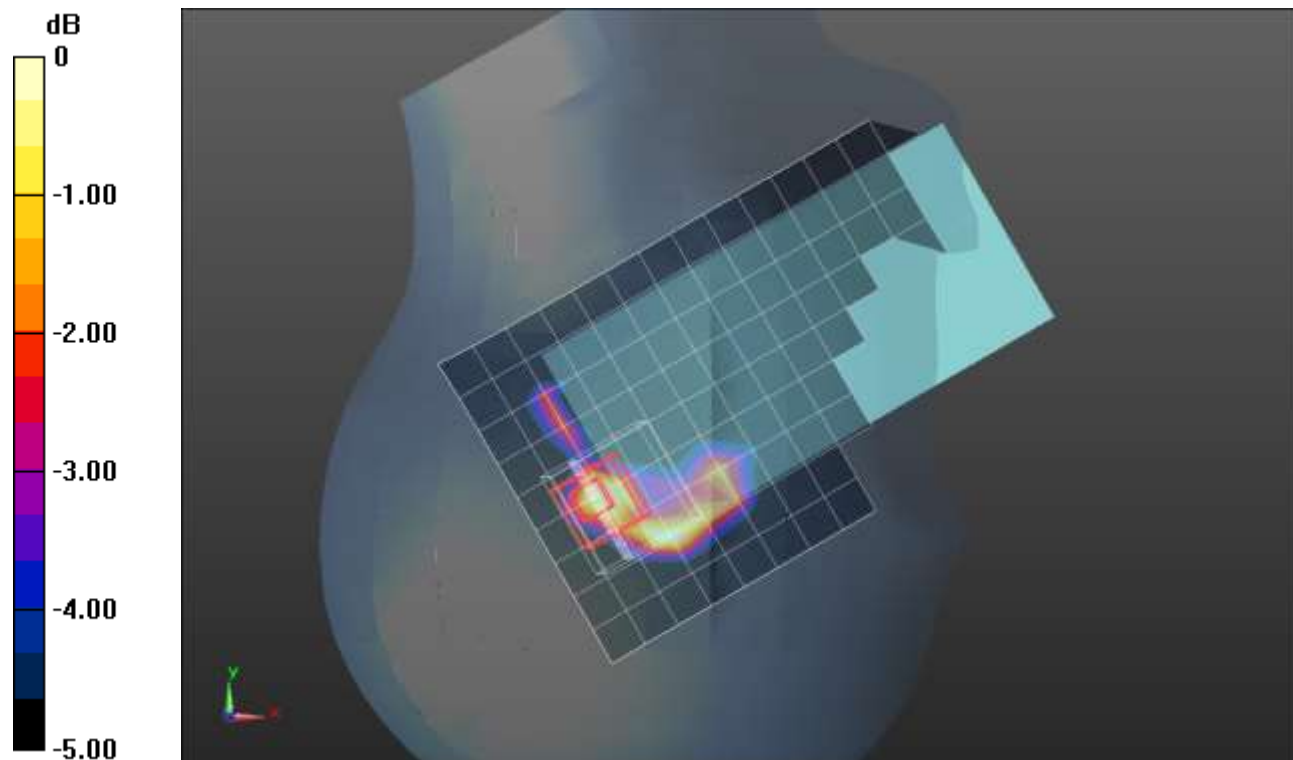
Peak SAR (extrapolated) = 3.31 W/kg

**SAR(1 g) = 0.927 W/kg; SAR(10 g) = 0.293 W/kg**

Smallest distance from peaks to all points 3 dB below = 5 mm

Ratio of SAR at M2 to SAR at M1 = 44.4%

Maximum value of SAR (measured) = 1.12 W/kg



0 dB = 1.12 W/kg = 0.49 dBW/kg

## LTE Band 48 ANT 8

Frequency: 3646.7 MHz; Duty Cycle: 1:1.59956; Room Ambient Temperature: 24.0°C; Liquid Temperature: 23.0°C  
 Medium parameters used (interpolated):  $f = 3646.7$  MHz;  $\sigma = 2.95$  S/m;  $\epsilon_r = 36.831$ ;  $\rho = 1000$  kg/m<sup>3</sup>

Dasy Configuration:

- Area Scan Setting: Find Secondary Maximum within 2.0 dB and with a peak SAR value greater than 0.0012 W/kg
- Electronics: DAE4 Sn1540; Calibrated: 1/11/2022
- Probe: EX3DV4 - SN7356; ConvF(7.15, 7.15, 7.15) @ 3646.7 MHz; Calibrated: 3/24/2022
- Sensor-Surface: 1.4mm (Mechanical Surface Detection), Sensor-Surface: 4mm (Mechanical Surface Detection)
- Phantom: Twin-SAM V5.0 (20deg probe tilt); Type: SAM;

**Rear/QPSK RB 50,24 Ch 56207/Area Scan (10x16x1):** Measurement grid: dx=12mm, dy=12mm

[Info: Interpolated medium parameters used for SAR evaluation.](#)

Maximum value of SAR (measured) = 2.00 W/kg

**Rear/QPSK RB 50,24 Ch 56207/Zoom Scan (7x7x8)/Cube 0:** Measurement grid: dx=5mm, dy=5mm, dz=4mm

Reference Value = 19.31 V/m; Power Drift = 0.03 dB

Peak SAR (extrapolated) = 2.96 W/kg

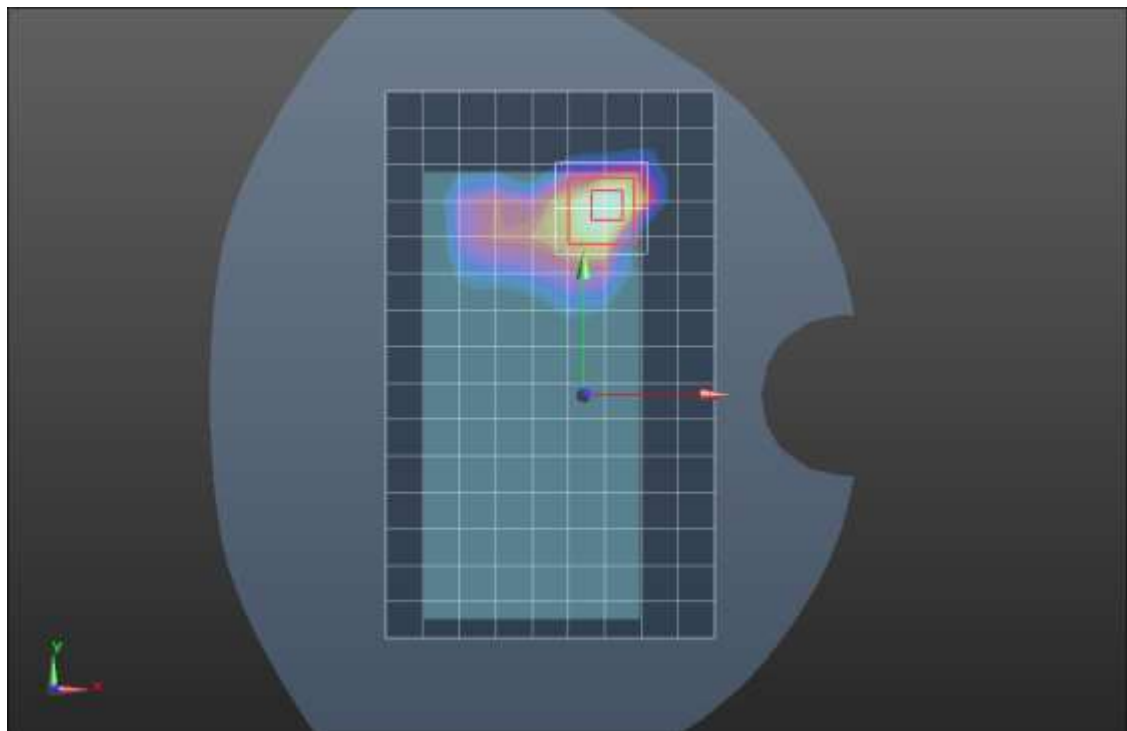
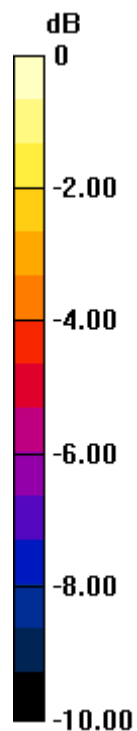
**SAR(1 g) = 0.937 W/kg; SAR(10 g) = 0.316 W/kg**

Smallest distance from peaks to all points 3 dB below = 6.4 mm

Ratio of SAR at M2 to SAR at M1 = 44.4%

[Info: Interpolated medium parameters used for SAR evaluation.](#)

Maximum value of SAR (measured) = 1.08 W/kg



0 dB = 1.08 W/kg = 0.33 dBW/kg

## LTE Band 48 ANT 9

Frequency: 3646.7 MHz; Duty Cycle: 1:1.59956; Room Ambient Temperature: 24.0°C; Liquid Temperature: 23.0°C  
 Medium parameters used (interpolated):  $f = 3646.7$  MHz;  $\sigma = 2.931$  S/m;  $\epsilon_r = 37.52$ ;  $\rho = 1000$  kg/m<sup>3</sup>

Dasy Configuration:

- Area Scan Setting: Find Secondary Maximum within 2.0 dB and with a peak SAR value greater than 0.0012 W/kg
- Electronics: DAE4 Sn1540; Calibrated: 1/11/2022
- Probe: EX3DV4 - SN7356; ConvF(7.15, 7.15, 7.15) @ 3646.7 MHz; Calibrated: 3/24/2022
- Sensor-Surface: 1.4mm (Mechanical Surface Detection), Sensor-Surface: 4mm (Mechanical Surface Detection)
- Phantom: Twin-SAM V5.0 (20deg probe tilt); Type: SAM;

**LHS/Touch\_QPSK RB 1,49 Ch 56207/Area Scan (10x16x1):** Measurement grid: dx=12mm, dy=12mm

[Info: Interpolated medium parameters used for SAR evaluation.](#)

Maximum value of SAR (measured) = 0.595 W/kg

**LHS/Touch\_QPSK RB 1,49 Ch 56207/Zoom Scan (7x7x8)/Cube 0:** Measurement grid: dx=5mm, dy=5mm, dz=4mm

Reference Value = 11.95 V/m; Power Drift = 0.11 dB

Peak SAR (extrapolated) = 0.828 W/kg


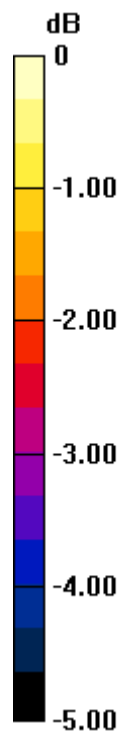
**SAR(1 g) = 0.363 W/kg; SAR(10 g) = 0.161 W/kg**

Smallest distance from peaks to all points 3 dB below = 9.3 mm

Ratio of SAR at M2 to SAR at M1 = 50.9%

[Info: Interpolated medium parameters used for SAR evaluation.](#)

Maximum value of SAR (measured) = 0.399 W/kg



0 dB = 0.399 W/kg = -3.99 dBW/kg

### LTE Band 48 ANT 9

Frequency: 3646.7 MHz; Duty Cycle: 1:1.59956; Room Ambient Temperature: 24.0°C; Liquid Temperature: 23.0°C  
 Medium parameters used (interpolated):  $f = 3646.7$  MHz;  $\sigma = 2.931$  S/m;  $\epsilon_r = 37.52$ ;  $\rho = 1000$  kg/m<sup>3</sup>

Dasy Configuration:

- Area Scan Setting: Find Secondary Maximum within 2.0 dB and with a peak SAR value greater than 0.0012 W/kg
- Electronics: DAE4 Sn1540; Calibrated: 1/11/2022
- Probe: EX3DV4 - SN7356; ConvF(7.15, 7.15, 7.15) @ 3646.7 MHz; Calibrated: 3/24/2022
- Sensor-Surface: 1.4mm (Mechanical Surface Detection), Sensor-Surface: 4mm (Mechanical Surface Detection)
- Phantom: Twin-SAM V5.0 (20deg probe tilt); Type: SAM;

**Front/QPSK RB 50,24 Ch 56207/Area Scan (10x16x1):** Measurement grid: dx=12mm, dy=12mm

[Info: Interpolated medium parameters used for SAR evaluation.](#)

Maximum value of SAR (measured) = 1.15 W/kg

**Front/QPSK RB 50,24 Ch 56207/Zoom Scan (7x7x8)/Cube 0:** Measurement grid: dx=5mm, dy=5mm, dz=4mm

Reference Value = 14.63 V/m; Power Drift = 0.12 dB

Peak SAR (extrapolated) = 1.83 W/kg

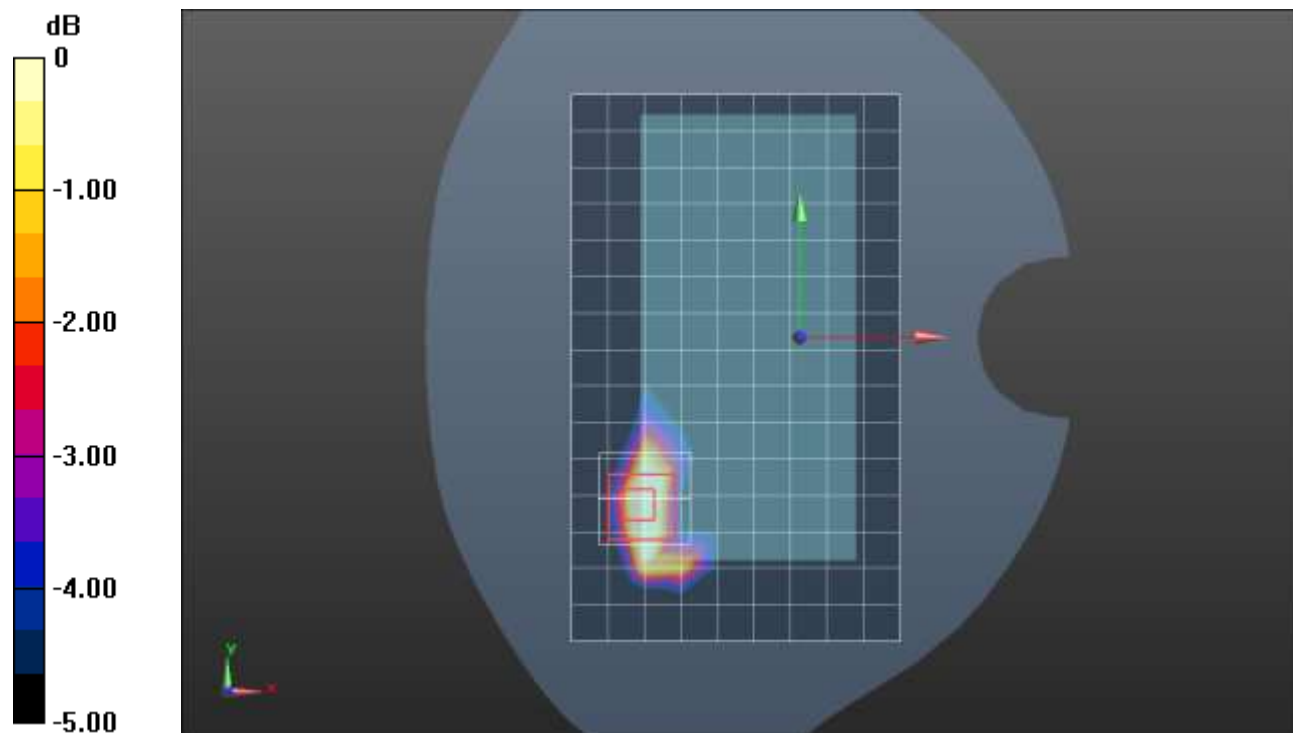
**SAR(1 g) = 0.547 W/kg; SAR(10 g) = 0.192 W/kg**

Smallest distance from peaks to all points 3 dB below = 6.1 mm

Ratio of SAR at M2 to SAR at M1 = 40.2%

[Info: Interpolated medium parameters used for SAR evaluation.](#)

Maximum value of SAR (measured) = 0.622 W/kg



0 dB = 0.622 W/kg = -2.06 dBW/kg

## LTE Band 48 ANT 9

Frequency: 3690 MHz; Duty Cycle: 1:1.59956; Room Ambient Temperature: 24.0°C; Liquid Temperature: 23.0°C  
 Medium parameters used:  $f = 3690$  MHz;  $\sigma = 2.991$  S/m;  $\epsilon_r = 36.751$ ;  $\rho = 1000$  kg/m<sup>3</sup>

Dasy Configuration:

- Area Scan Setting: Find Secondary Maximum within 2.0 dB and with a peak SAR value greater than 0.0012 W/kg
- Electronics: DAE4 Sn1540; Calibrated: 1/11/2022
- Probe: EX3DV4 - SN7356; ConvF(7.15, 7.15, 7.15) @ 3690 MHz; Calibrated: 3/24/2022
- Sensor-Surface: 1.4mm (Mechanical Surface Detection), Sensor-Surface: 4mm (Mechanical Surface Detection)
- Phantom: Twin-SAM V5.0 (20deg probe tilt); Type: SAM;

**Edge 4/QPSK RB 50,24 Ch 56640/Area Scan (7x16x1):** Measurement grid: dx=12mm, dy=12mm  
 Maximum value of SAR (measured) = 1.57 W/kg

**Edge 4/QPSK RB 50,24 Ch 56640/Zoom Scan (7x7x8)/Cube 0:** Measurement grid: dx=5mm, dy=5mm, dz=4mm

Reference Value = 18.14 V/m; Power Drift = -0.17 dB

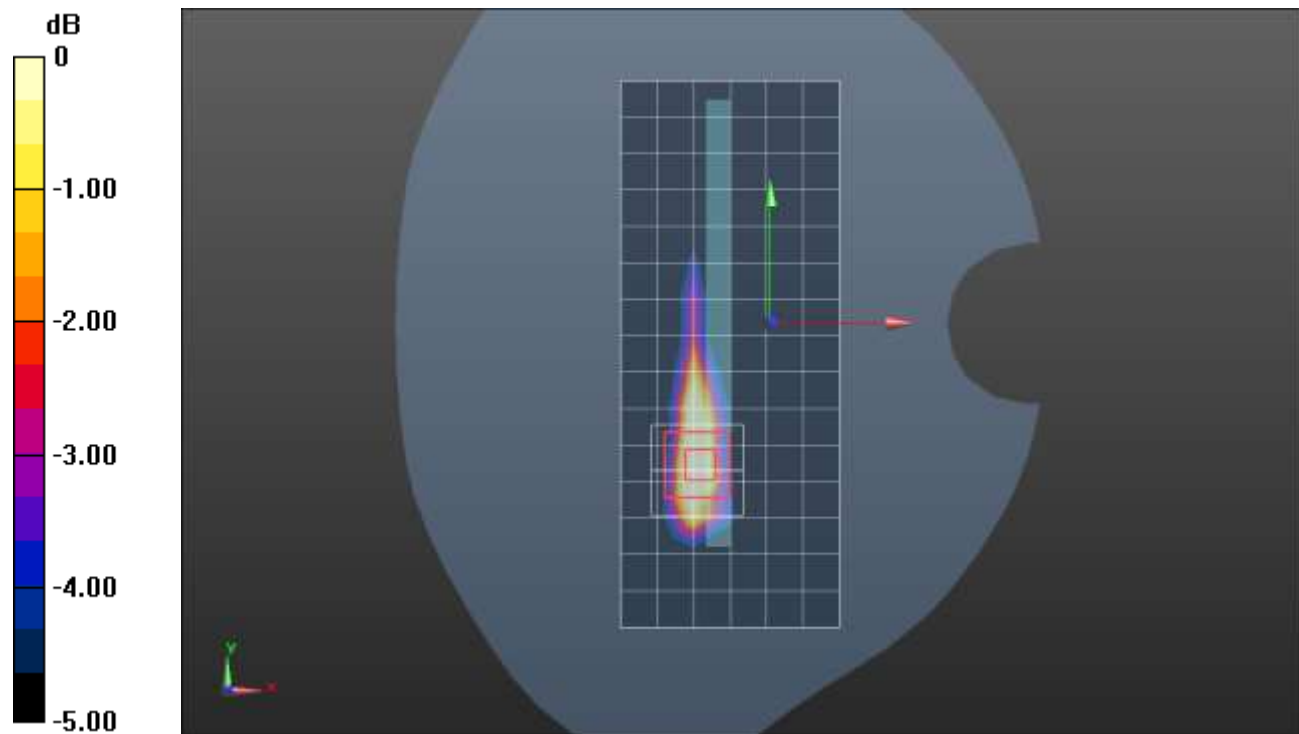
Peak SAR (extrapolated) = 2.40 W/kg

**SAR(1 g) = 0.841 W/kg; SAR(10 g) = 0.312 W/kg**

Smallest distance from peaks to all points 3 dB below = 7 mm

Ratio of SAR at M2 to SAR at M1 = 44%

Maximum value of SAR (measured) = 0.978 W/kg



0 dB = 0.978 W/kg = -0.10 dBW/kg

### LTE Band 48 ANT 4

Frequency: 3690 MHz; Duty Cycle: 1:1.59956; Room Ambient Temperature: 24.0°C; Liquid Temperature: 23.0°C  
Medium parameters used:  $f = 3690$  MHz;  $\sigma = 2.954$  S/m;  $\epsilon_r = 38.888$ ;  $\rho = 1000$  kg/m<sup>3</sup>

Dasy Configuration:

- Area Scan Setting: Find Secondary Maximum within 2.0 dB and with a peak SAR value greater than 0.0012 W/kg
- Electronics: DAE4 Sn1433; Calibrated: 2/23/2022
- Probe: EX3DV4 - SN3929; ConvF(6.4, 6.4, 6.4) @ 3690 MHz; Calibrated: 3/23/2022
- Sensor-Surface: 1.4mm (Mechanical Surface Detection), Sensor-Surface: 4mm (Mechanical Surface Detection)
- Phantom: Twin-SAM V8.0 (20deg probe tilt); Type: QD 000 P41 AA; Serial: 1956

**LHS/Touch\_QPSK RB 1,49 Ch 56640/Area Scan (10x16x1):** Measurement grid: dx=12mm, dy=12mm  
Maximum value of SAR (measured) = 1.22 W/kg

**LHS/Touch\_QPSK RB 1,49 Ch 56640/Zoom Scan (7x7x8)/Cube 0:** Measurement grid: dx=5mm, dy=5mm, dz=4mm

Reference Value = 18.75 V/m; Power Drift = 0.11 dB

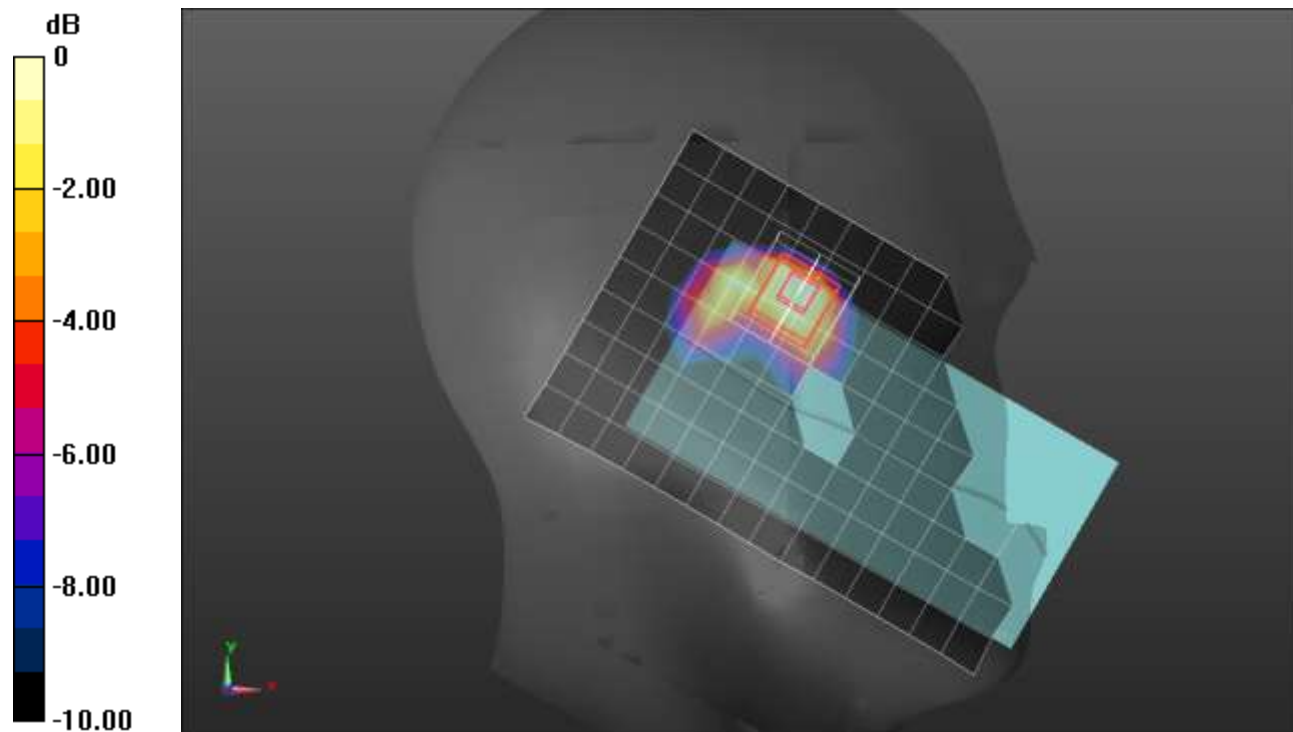
Peak SAR (extrapolated) = 3.02 W/kg

**SAR(1 g) = 0.934 W/kg; SAR(10 g) = 0.329 W/kg**

Smallest distance from peaks to all points 3 dB below = 6.4 mm

Ratio of SAR at M2 to SAR at M1 = 39.1%

Maximum value of SAR (measured) = 1.07 W/kg



0 dB = 1.07 W/kg = 0.29 dBW/kg



## LTE Band 48 ANT 4

Frequency: 3646.7 MHz; Duty Cycle: 1:1.59956; Room Ambient Temperature: 24.0°C; Liquid Temperature: 23.0°C  
 Medium parameters used (interpolated):  $f = 3646.7$  MHz;  $\sigma = 2.982$  S/m;  $\epsilon_r = 36.162$ ;  $\rho = 1000$  kg/m<sup>3</sup>

Dasy Configuration:

- Area Scan Setting: Find Secondary Maximum within 2.0 dB and with a peak SAR value greater than 0.0012 W/kg
- Electronics: DAE4 Sn1540; Calibrated: 1/11/2022
- Probe: EX3DV4 - SN7356; ConvF(7.15, 7.15, 7.15) @ 3646.7 MHz; Calibrated: 3/24/2022
- Sensor-Surface: 1.4mm (Mechanical Surface Detection), Sensor-Surface: 4mm (Mechanical Surface Detection)
- Phantom: Twin-SAM V5.0 (20deg probe tilt); Type: SAM;

**Rear/QPSK RB 50,24 Ch 56207/Area Scan (10x16x1):** Measurement grid: dx=12mm, dy=12mm

[Info: Interpolated medium parameters used for SAR evaluation.](#)

Maximum value of SAR (measured) = 1.01 W/kg

**Rear/QPSK RB 50,24 Ch 56207/Zoom Scan (7x7x8)/Cube 0:** Measurement grid: dx=5mm, dy=5mm, dz=4mm

Reference Value = 13.76 V/m; Power Drift = 0.12 dB

Peak SAR (extrapolated) = 1.39 W/kg

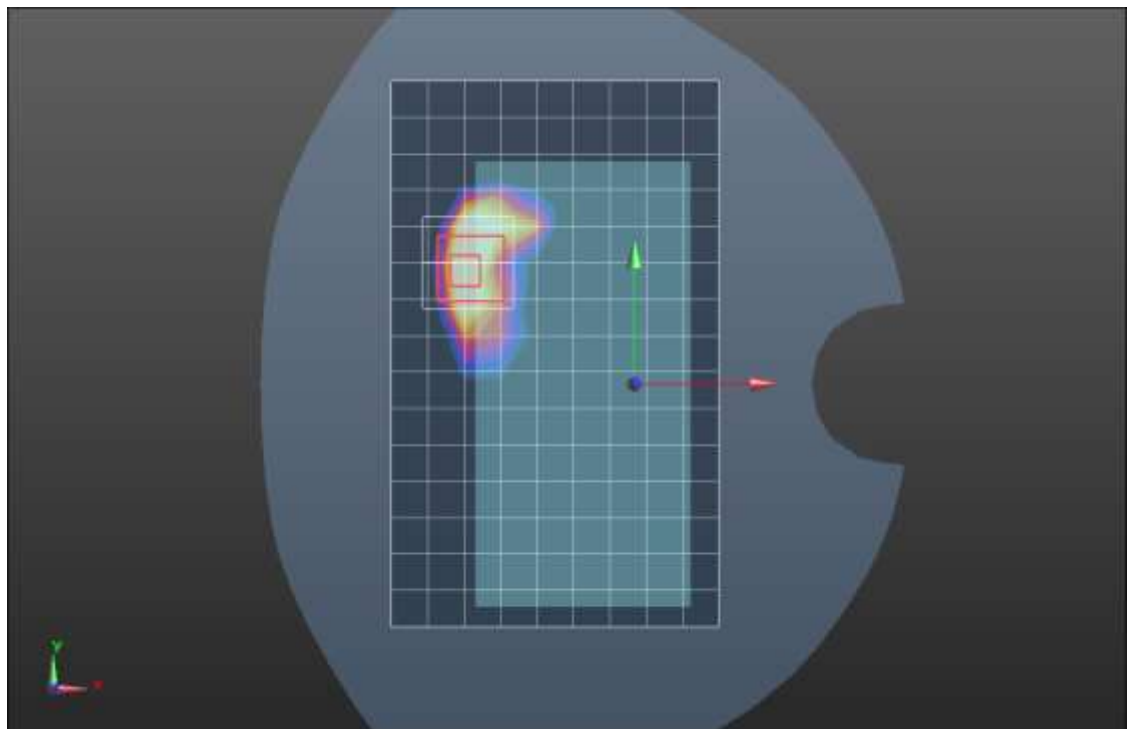
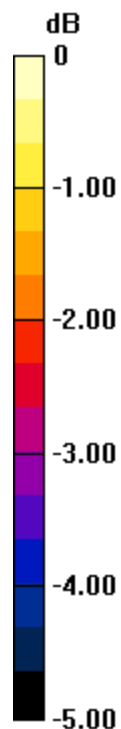
**SAR(1 g) = 0.490 W/kg; SAR(10 g) = 0.191 W/kg**

Smallest distance from peaks to all points 3 dB below = 8 mm

Ratio of SAR at M2 to SAR at M1 = 43.4%

[Info: Interpolated medium parameters used for SAR evaluation.](#)

Maximum value of SAR (measured) = 0.560 W/kg



0 dB = 0.560 W/kg = -2.52 dBW/kg

### LTE Band 48 ANT 4

Frequency: 3560 MHz; Duty Cycle: 1:1.59956; Room Ambient Temperature: 24.0°C; Liquid Temperature: 23.0°C  
Medium parameters used:  $f = 3560$  MHz;  $\sigma = 2.834$  S/m;  $\epsilon_r = 39.098$ ;  $\rho = 1000$  kg/m<sup>3</sup>

Dasy Configuration:

- Area Scan Setting: Find Secondary Maximum within 2.0 dB and with a peak SAR value greater than 0.0012 W/kg
- Electronics: DAE4 Sn1433; Calibrated: 2/23/2022
- Probe: EX3DV4 - SN3929; ConvF(6.5, 6.5, 6.5) @ 3560 MHz; Calibrated: 3/23/2022
- Sensor-Surface: 1.4mm (Mechanical Surface Detection), Sensor-Surface: 4mm (Mechanical Surface Detection)
- Phantom: Twin-SAM V8.0 (20deg probe tilt); Type: QD 000 P41 AA; Serial: 1956

**Edge 2/QPSK RB 50.24 Ch 55340/Area Scan (7x16x1):** Measurement grid: dx=12mm, dy=12mm  
Maximum value of SAR (measured) = 1.53 W/kg

**Edge 2/QPSK RB 50.24 Ch 55340/Zoom Scan (7x7x8)/Cube 0:** Measurement grid: dx=5mm, dy=5mm, dz=4mm

Reference Value = 18.92 V/m; Power Drift = -0.08 dB

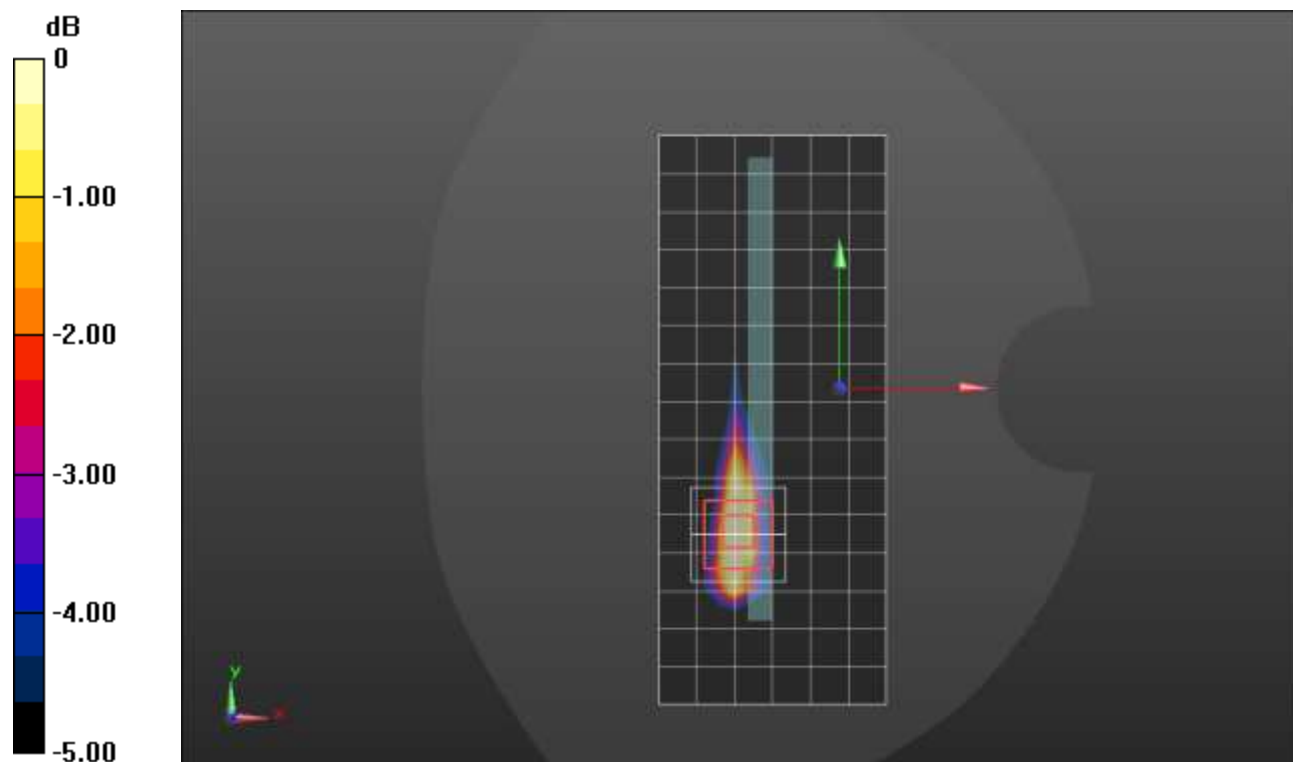
Peak SAR (extrapolated) = 2.23 W/kg

**SAR(1 g) = 0.826 W/kg; SAR(10 g) = 0.302 W/kg**

Smallest distance from peaks to all points 3 dB below = 7 mm

Ratio of SAR at M2 to SAR at M1 = 45.6%

Maximum value of SAR (measured) = 0.999 W/kg



0 dB = 0.999 W/kg = -0.00 dBW/kg

### LTE Band 53 ANT 1

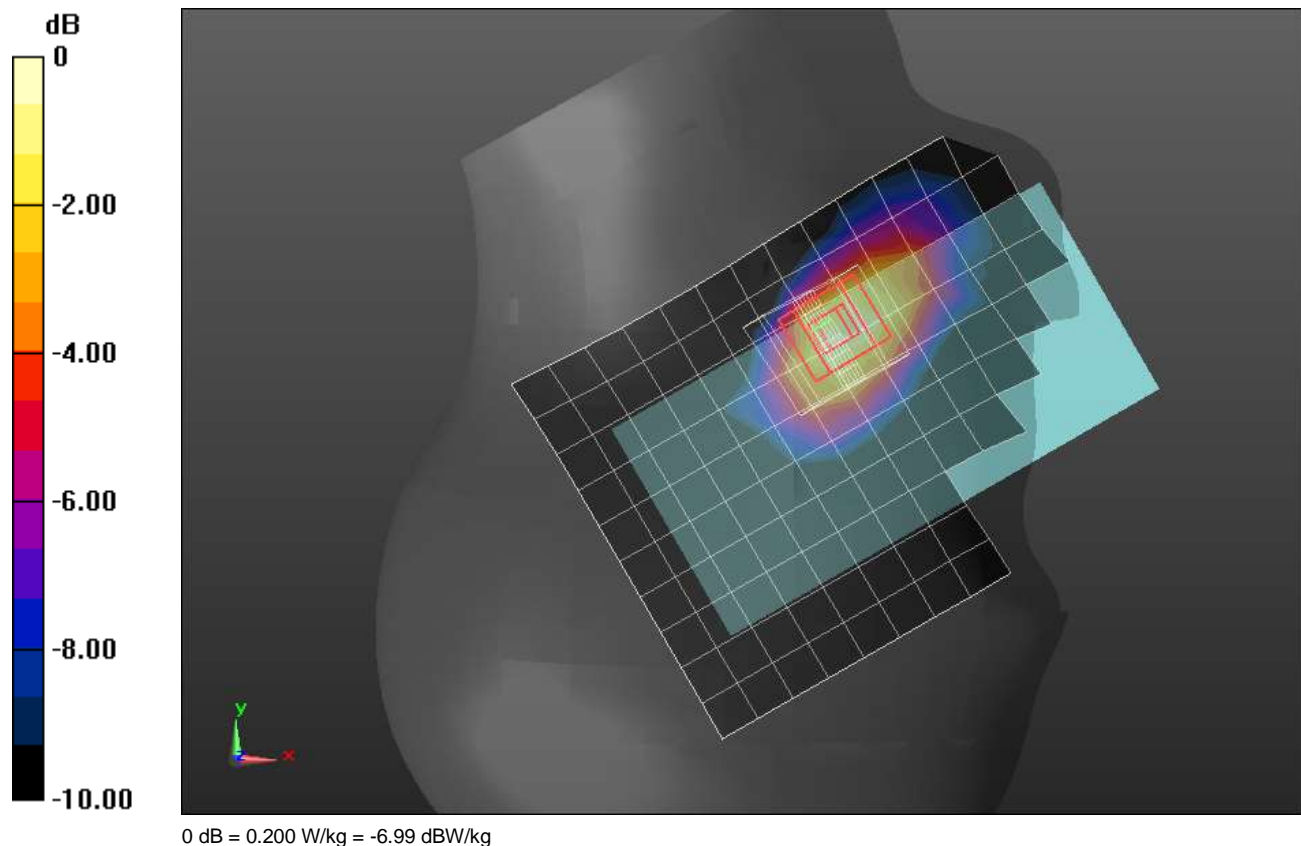
Frequency: 2489.2 MHz; Duty Cycle: 1:1.59956; Room Ambient Temperature: 24.0°C; Liquid Temperature: 23.0°C  
 Medium parameters used:  $f = 2490$  MHz;  $\sigma = 1.795$  S/m;  $\epsilon_r = 37.829$ ;  $\rho = 1000$  kg/m<sup>3</sup>

Dasy Configuration:

- Area Scan Setting: Find Secondary Maximum within 2.0 dB and with a peak SAR value greater than 0.0012 W/kg
- Electronics: DAE4 Sn1352; Calibrated: 11/9/2021
- Probe: EX3DV4 - SN3773; ConvF(7.17, 7.17, 7.17) @ 2489.2 MHz; Calibrated: 2/28/2022
- Sensor-Surface: 1.4mm (Mechanical Surface Detection)
- Phantom: Twin-SAM V5.0 (30deg probe tilt); Type: QD 000 P40 CD; Serial: 1740

**RHS/Touch\_QPSK RB 1,25 Ch 60197/Area Scan (11x17x1):** Measurement grid: dx=12mm, dy=12mm  
 Maximum value of SAR (measured) = 0.182 W/kg

**RHS/Touch\_QPSK RB 1,25 Ch 60197/Zoom Scan (7x7x7)/Cube 0:** Measurement grid: dx=5mm, dy=5mm, dz=5mm  
 Reference Value = 9.088 V/m; Power Drift = 0.10 dB  
 Peak SAR (extrapolated) = 0.246 W/kg  
**SAR(1 g) = 0.132 W/kg; SAR(10 g) = 0.072 W/kg**  
 Smallest distance from peaks to all points 3 dB below = 11.4 mm  
 Ratio of SAR at M2 to SAR at M1 = 53.3%  
 Maximum value of SAR (measured) = 0.200 W/kg



## LTE Band 53 ANT 1

Frequency: 2489.2 MHz; Duty Cycle: 1:1.59956; Room Ambient Temperature: 24.0°C; Liquid Temperature: 23.0°C  
 Medium parameters used:  $f = 2490$  MHz;  $\sigma = 1.795$  S/m;  $\epsilon_r = 37.829$ ;  $\rho = 1000$  kg/m<sup>3</sup>

Dasy Configuration:

- Area Scan Setting: Find Secondary Maximum within 2.0 dB and with a peak SAR value greater than 0.0012 W/kg
- Electronics: DAE4 Sn1352; Calibrated: 11/9/2021
- Probe: EX3DV4 - SN3773; ConvF(7.17, 7.17, 7.17) @ 2489.2 MHz; Calibrated: 2/28/2022
- Sensor-Surface: 1.4mm (Mechanical Surface Detection (Locations From Previous Scan Used)), Sensor-Surface: 1.4mm (Mechanical Surface Detection)
- Phantom: Twin-SAM V5.0 (30deg probe tilt); Type: QD 000 P40 CD; Serial: 1740

**Rear/QPSK RB 50,0 Ch 60197/Area Scan (10x17x1):** Measurement grid: dx=12mm, dy=12mm  
 Maximum value of SAR (measured) = 0.963 W/kg

**Rear/QPSK RB 50,0 Ch 60197/Zoom Scan (7x7x7)/Cube 0:** Measurement grid: dx=5mm, dy=5mm, dz=5mm

Reference Value = 21.70 V/m; Power Drift = -0.19 dB

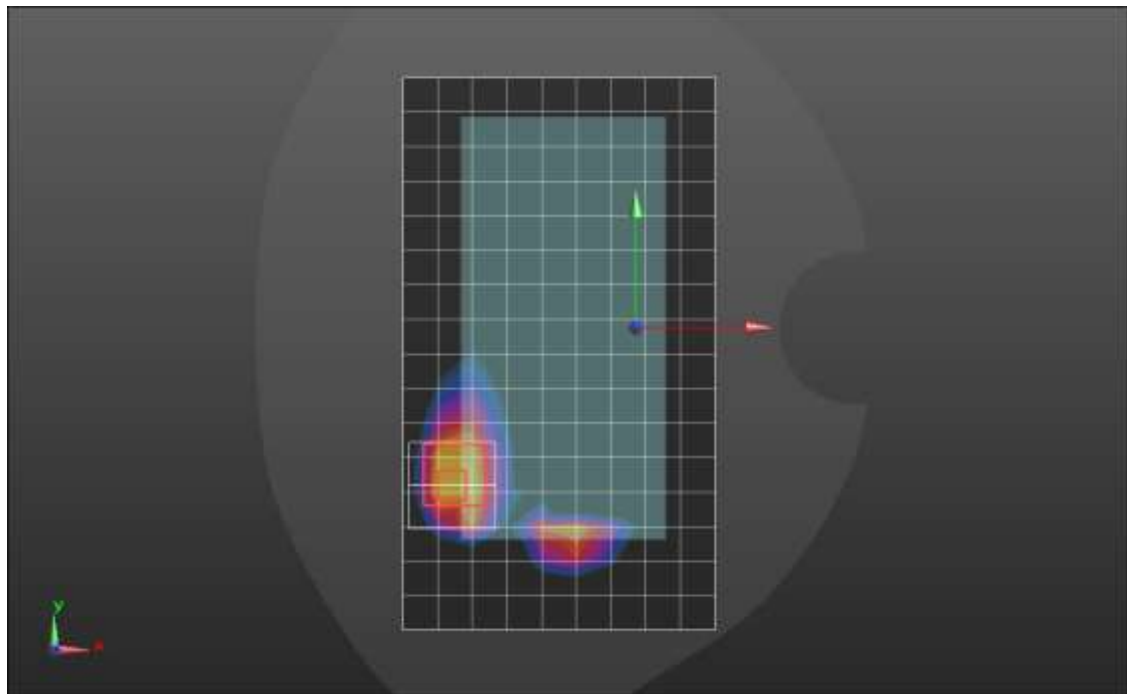
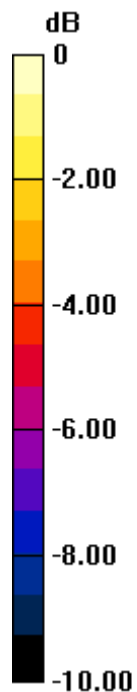
Peak SAR (extrapolated) = 1.96 W/kg

**SAR(1 g) = 0.780 W/kg; SAR(10 g) = 0.344 W/kg**

Smallest distance from peaks to all points 3 dB below = 7 mm

Ratio of SAR at M2 to SAR at M1 = 40.4%

Maximum value of SAR (measured) = 1.50 W/kg



0 dB = 1.50 W/kg = 1.76 dBW/kg

## LTE Band 53 ANT 2

Frequency: 2489.2 MHz; Duty Cycle: 1:1.59956; Room Ambient Temperature: 24.0°C; Liquid Temperature: 23.0°C  
Medium parameters used:  $f = 2490$  MHz;  $\sigma = 1.808$  S/m;  $\epsilon_r = 38.273$ ;  $\rho = 1000$  kg/m<sup>3</sup>

Dasy Configuration:

- Area Scan Setting: Find Secondary Maximum within 2.0 dB and with a peak SAR value greater than 0.0012 W/kg
- Electronics: DAE4 Sn1352; Calibrated: 11/9/2021
- Probe: EX3DV4 - SN3773; ConvF(7.17, 7.17, 7.17) @ 2489.2 MHz; Calibrated: 2/28/2022
- Sensor-Surface: 1.4mm (Mechanical Surface Detection (Locations From Previous Scan Used)), Sensor-Surface: 1.4mm (Mechanical Surface Detection)
- Phantom: Twin-SAM V5.0 (30deg probe tilt); Type: QD 000 P40 CD; Serial: 1740

**LHS/Touch\_QPSK RB 25,12 Ch 60197/Area Scan (10x16x1):** Measurement grid: dx=12mm, dy=12mm

Maximum value of SAR (measured) = 1.40 W/kg

**LHS/Touch\_QPSK RB 25,12 Ch 60197/Zoom Scan (7x7x7)/Cube 0:** Measurement grid: dx=5mm, dy=5mm, dz=5mm

Reference Value = 26.60 V/m; Power Drift = 0.12 dB

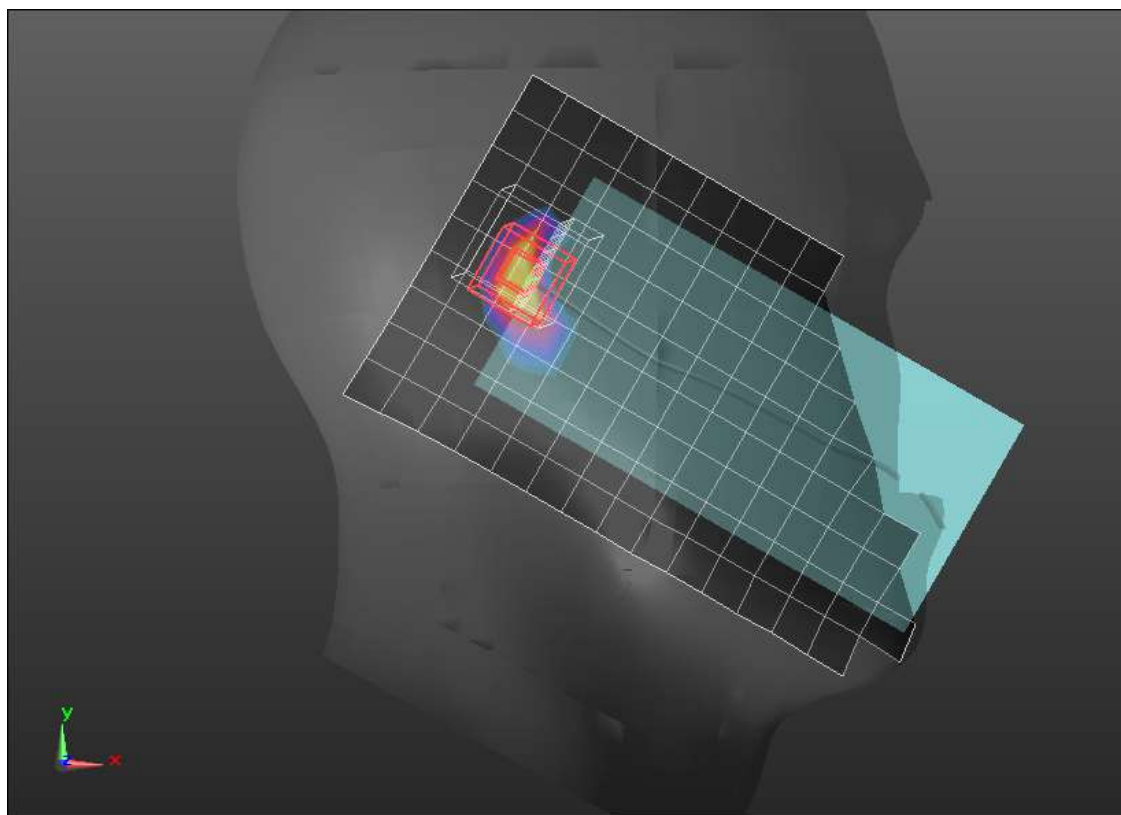
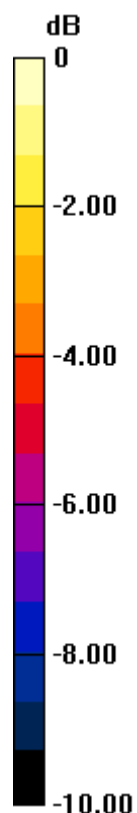
Peak SAR (extrapolated) = 2.49 W/kg

**SAR(1 g) = 0.906 W/kg; SAR(10 g) = 0.347 W/kg**

Smallest distance from peaks to all points 3 dB below = 5 mm

Ratio of SAR at M2 to SAR at M1 = 35.7%

Maximum value of SAR (measured) = 1.67 W/kg



0 dB = 1.67 W/kg = 2.23 dBW/kg

## LTE Band 53 ANT 2

Frequency: 2489.2 MHz; Duty Cycle: 1:1.59956; Room Ambient Temperature: 24.0°C; Liquid Temperature: 23.0°C  
 Medium parameters used:  $f = 2490$  MHz;  $\sigma = 1.781$  S/m;  $\epsilon_r = 38.79$ ;  $\rho = 1000$  kg/m<sup>3</sup>

Dasy Configuration:

- Area Scan Setting: Find Secondary Maximum within 2.0 dB and with a peak SAR value greater than 0.0012 W/kg
- Electronics: DAE4 Sn1352; Calibrated: 11/9/2021
- Probe: EX3DV4 - SN3773; ConvF(7.17, 7.17, 7.17) @ 2489.2 MHz; Calibrated: 2/28/2022
- Sensor-Surface: 1.4mm (Mechanical Surface Detection)
- Phantom: Twin-SAM V5.0 (30deg probe tilt); Type: QD 000 P40 CD; Serial: 1740

**Front/QPSK RB 50,0 Ch 60197/Area Scan (10x16x1):** Measurement grid: dx=12mm, dy=12mm  
 Maximum value of SAR (measured) = 1.45 W/kg

**Front/QPSK RB 50,0 Ch 60197/Zoom Scan (7x7x7)/Cube 0:** Measurement grid: dx=5mm, dy=5mm, dz=5mm

Reference Value = 25.58 V/m; Power Drift = -0.10 dB

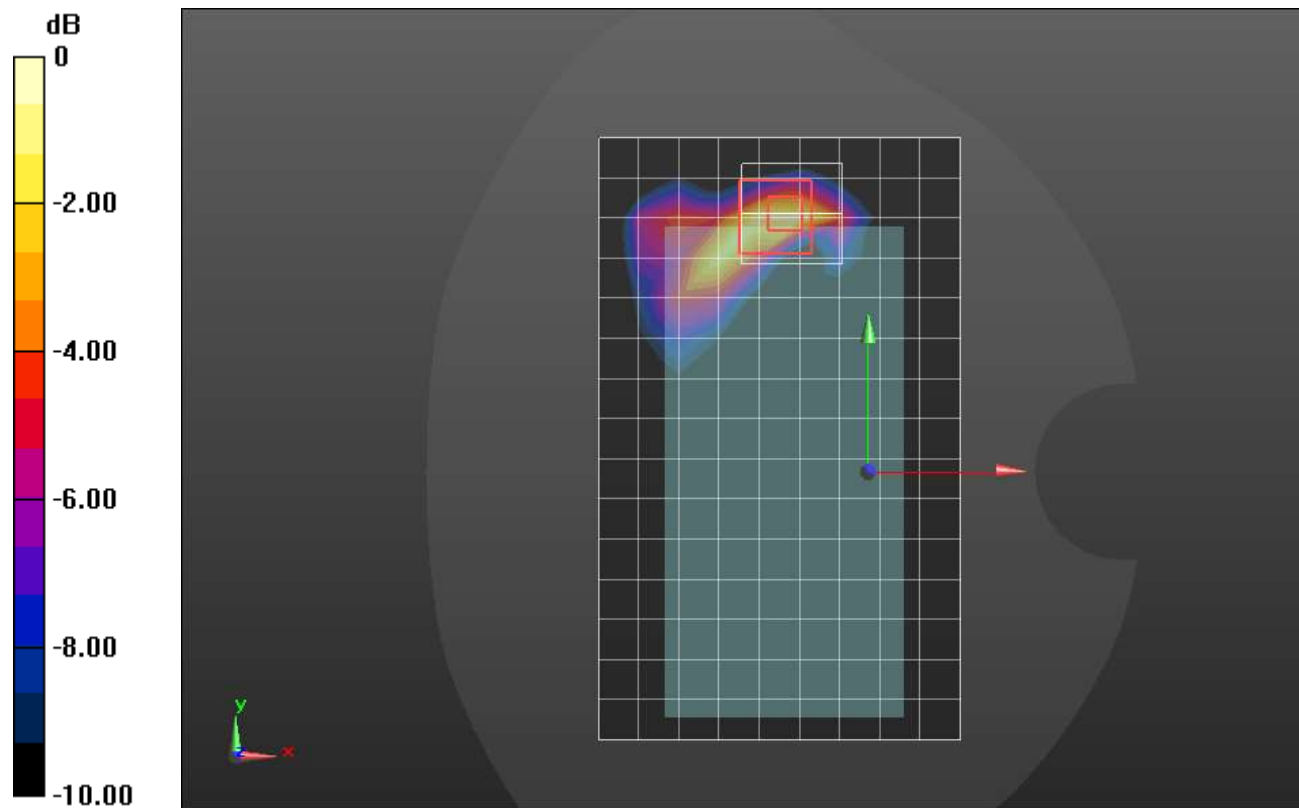
Peak SAR (extrapolated) = 2.08 W/kg

**SAR(1 g) = 0.802 W/kg; SAR(10 g) = 0.326 W/kg**

Smallest distance from peaks to all points 3 dB below = 5 mm

Ratio of SAR at M2 to SAR at M1 = 43%

Maximum value of SAR (measured) = 1.50 W/kg



0 dB = 1.50 W/kg = 1.76 dBW/kg

## LTE Band 53 ANT 2

Frequency: 2489.2 MHz; Duty Cycle: 1:1.59956; Room Ambient Temperature: 24.0°C; Liquid Temperature: 23.0°C  
 Medium parameters used:  $f = 2490$  MHz;  $\sigma = 1.816$  S/m;  $\epsilon_r = 37.699$ ;  $\rho = 1000$  kg/m<sup>3</sup>

Dasy Configuration:

- Area Scan Setting: Find Secondary Maximum within 2.0 dB and with a peak SAR value greater than 0.0012 W/kg
- Electronics: DAE4 Sn1352; Calibrated: 11/9/2021
- Probe: EX3DV4 - SN3773; ConvF(7.17, 7.17, 7.17) @ 2489.2 MHz; Calibrated: 2/28/2022
- Sensor-Surface: 1.4mm (Mechanical Surface Detection)
- Phantom: Twin-SAM V5.0 (30deg probe tilt); Type: QD 000 P40 CD; Serial: 1740

**Edge 1/QPSK RB 1,25 Ch 60197/Area Scan (5x9x1):** Measurement grid: dx=12mm, dy=12mm  
 Maximum value of SAR (measured) = 0.908 W/kg

**Edge 1/QPSK RB 1,25 Ch 60197/Zoom Scan (7x7x7)/Cube 0:** Measurement grid: dx=5mm, dy=5mm, dz=5mm

Reference Value = 23.27 V/m; Power Drift = -0.13 dB

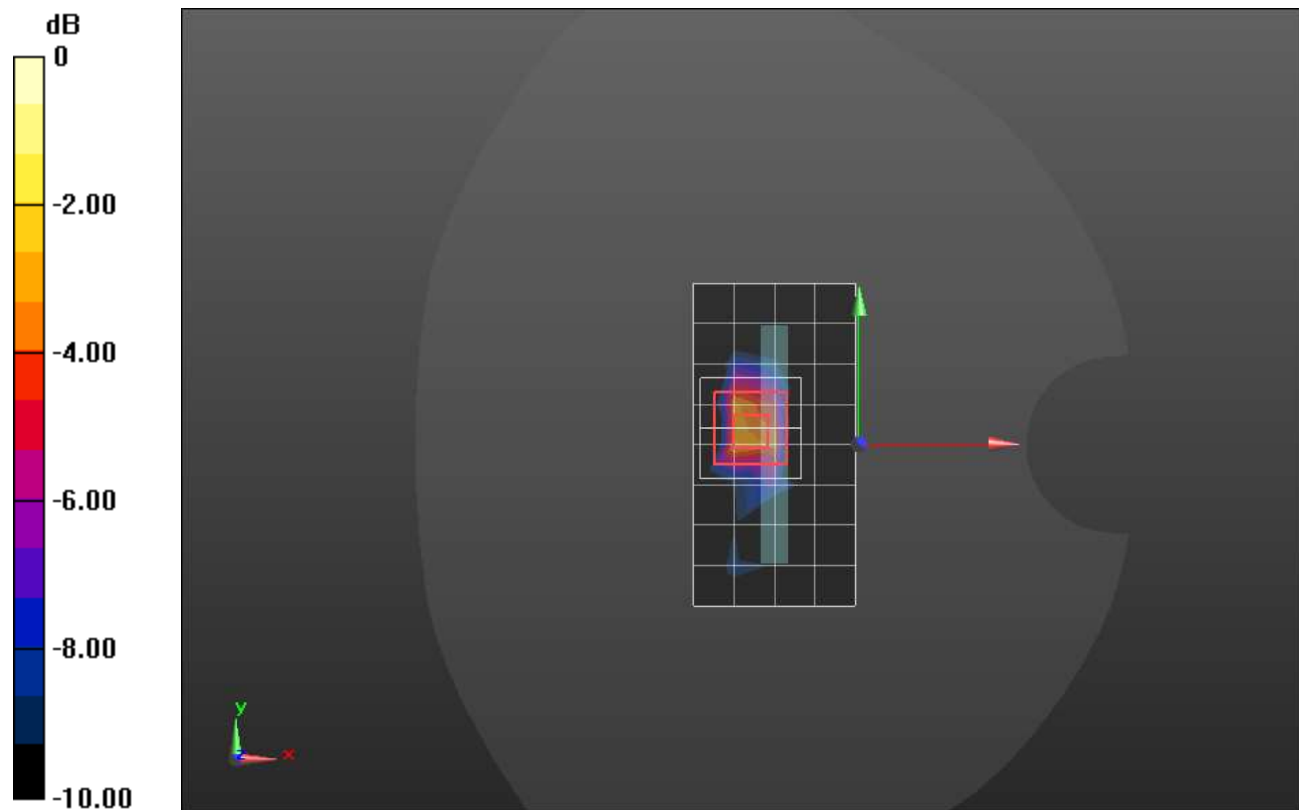
Peak SAR (extrapolated) = 2.13 W/kg

**SAR(1 g) = 0.873 W/kg; SAR(10 g) = 0.326 W/kg**

Smallest distance from peaks to all points 3 dB below = 6 mm

Ratio of SAR at M2 to SAR at M1 = 44.5%

Maximum value of SAR (measured) = 1.63 W/kg



0 dB = 1.63 W/kg = 2.12 dBW/kg

### LTE Band 66 ANT 1

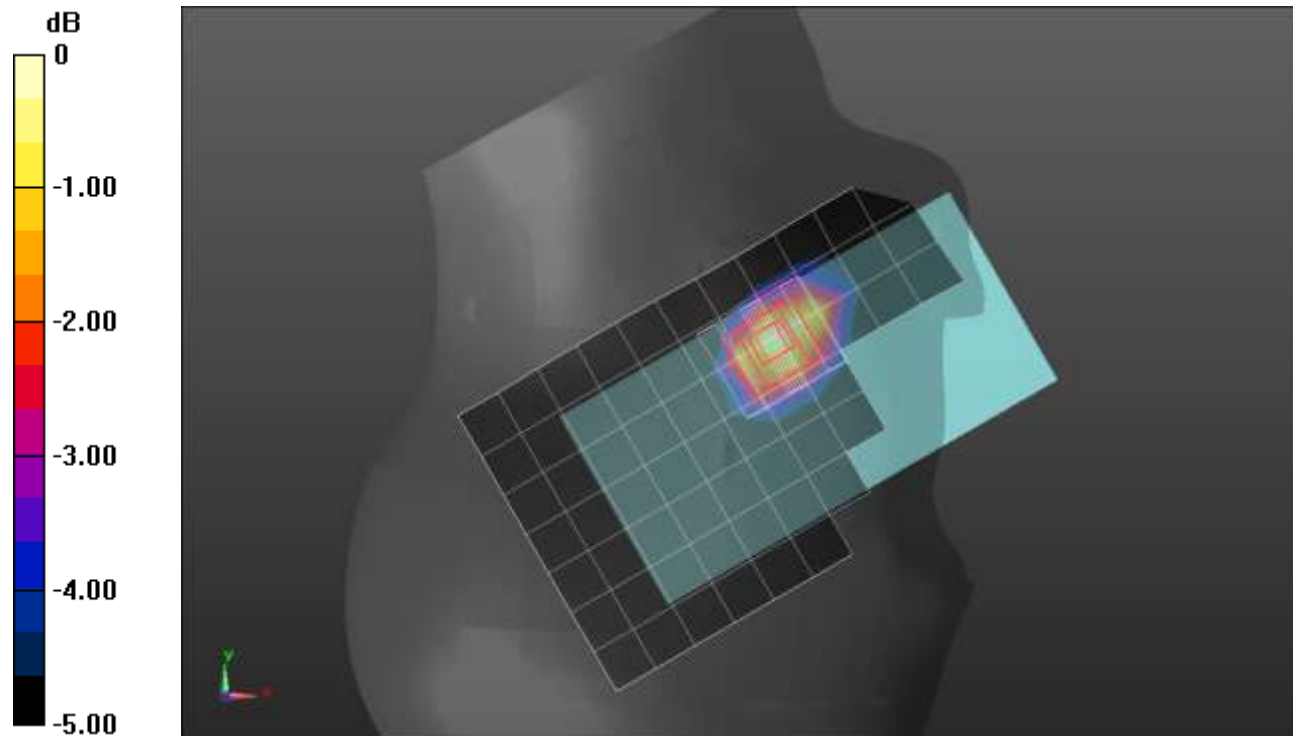
Frequency: 1745 MHz; Duty Cycle: 1:1; Room Ambient Temperature: 24.0°C; Liquid Temperature: 23.0°C  
Medium parameters used:  $f = 1745$  MHz;  $\sigma = 1.425$  S/m;  $\epsilon_r = 38.494$ ;  $\rho = 1000$  kg/m<sup>3</sup>

Dasy Configuration:

- Area Scan Setting: Find Secondary Maximum within 2.0 dB and with a peak SAR value greater than 0.0012 W/kg
- Electronics: DAE4 Sn1258; Calibrated: 3/18/2022
- Probe: EX3DV4 - SN7498; ConvF(8.73, 8.73, 8.73) @ 1745 MHz; Calibrated: 3/24/2022
- Sensor-Surface: 1.4mm (Mechanical Surface Detection)
- Phantom: Twin-SAM V8.0 (20deg probe tilt); Type: QD 000 P41 AA; Serial: 1956

**RHS/Touch\_QPSK RB 50,24 Ch 132322/Area Scan (8x13x1):** Measurement grid: dx=15mm, dy=15mm  
Maximum value of SAR (measured) = 0.412 W/kg

**RHS/Touch\_QPSK RB 50,24 Ch 132322/Zoom Scan (5x5x7)/Cube 0:** Measurement grid: dx=8mm, dy=8mm, dz=5mm  
Reference Value = 17.18 V/m; Power Drift = 0.12 dB  
Peak SAR (extrapolated) = 0.491 W/kg  
**SAR(1 g) = 0.303 W/kg; SAR(10 g) = 0.185 W/kg**  
Smallest distance from peaks to all points 3 dB below = 11.2 mm  
Ratio of SAR at M2 to SAR at M1 = 66.2%  
Maximum value of SAR (measured) = 0.399 W/kg



0 dB = 0.399 W/kg = -3.99 dBW/kg



### LTE Band 66 ANT 1

Frequency: 1745 MHz; Duty Cycle: 1:1; Room Ambient Temperature: 24.0°C; Liquid Temperature: 23.0°C  
Medium parameters used:  $f = 1745$  MHz;  $\sigma = 1.425$  S/m;  $\epsilon_r = 38.494$ ;  $\rho = 1000$  kg/m<sup>3</sup>

Dasy Configuration:

- Area Scan Setting: Find Secondary Maximum within 2.0 dB and with a peak SAR value greater than 0.0012 W/kg
- Electronics: DAE4 Sn1258; Calibrated: 3/18/2022
- Probe: EX3DV4 - SN7498; ConvF(8.73, 8.73, 8.73) @ 1745 MHz; Calibrated: 3/24/2022
- Sensor-Surface: 1.4mm (Mechanical Surface Detection)
- Phantom: Twin-SAM V8.0 (20deg probe tilt); Type: QD 000 P41 AA; Serial: 1956

**Rear/QPSK RB 1,49 Ch 132322/Area Scan (8x14x1):** Measurement grid: dx=15mm, dy=15mm  
Maximum value of SAR (measured) = 0.809 W/kg

**Rear/QPSK RB 1,49 Ch 132322/Zoom Scan (5x5x7)/Cube 0:** Measurement grid: dx=8mm, dy=8mm, dz=5mm

Reference Value = 24.93 V/m; Power Drift = 0.07 dB

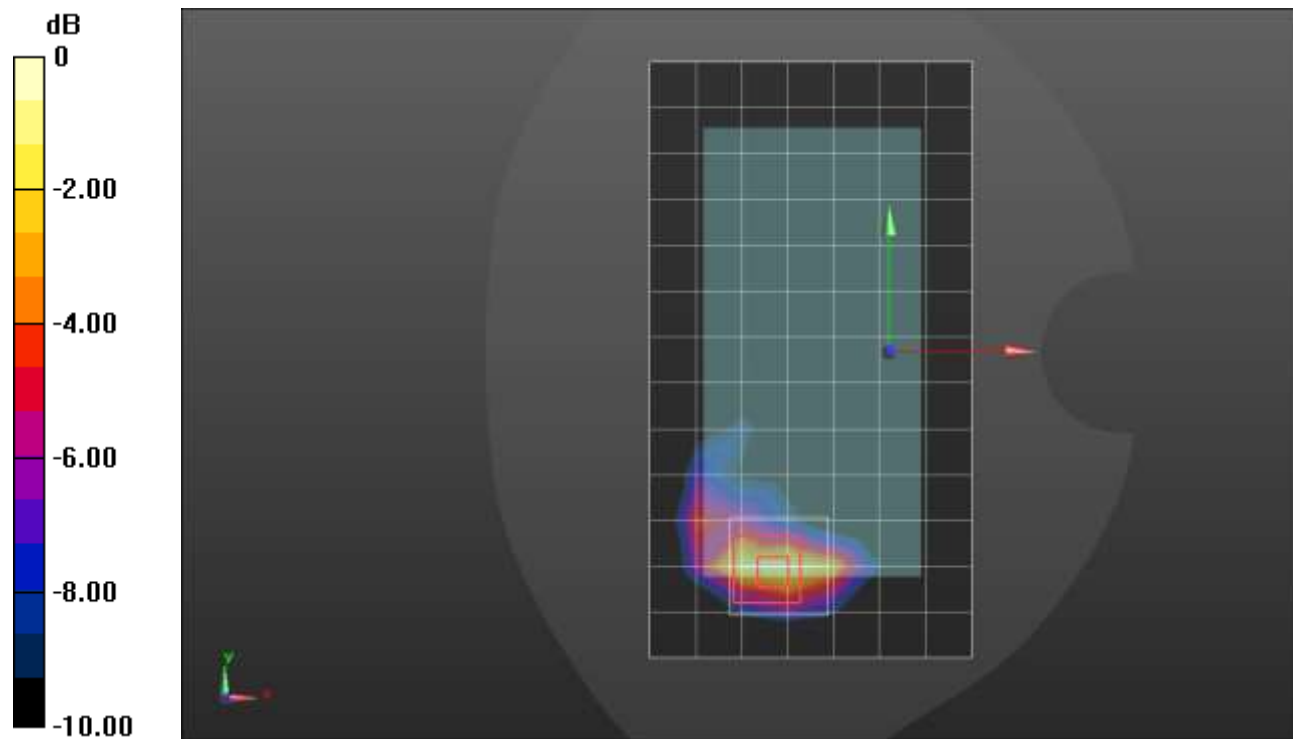
Peak SAR (extrapolated) = 1.04 W/kg

**SAR(1 g) = 0.497 W/kg; SAR(10 g) = 0.245 W/kg**

Smallest distance from peaks to all points 3 dB below = 7.2 mm

Ratio of SAR at M2 to SAR at M1 = 46.4%

Maximum value of SAR (measured) = 0.836 W/kg



0 dB = 0.836 W/kg = -0.78 dBW/kg

### LTE Band 66 ANT 1

Frequency: 1720 MHz; Duty Cycle: 1:1; Room Ambient Temperature: 24.0°C; Liquid Temperature: 23.0°C  
Medium parameters used:  $f = 1720$  MHz;  $\sigma = 1.389$  S/m;  $\epsilon_r = 39.004$ ;  $\rho = 1000$  kg/m<sup>3</sup>

Dasy Configuration:

- Area Scan Setting: Find Secondary Maximum within 2.0 dB and with a peak SAR value greater than 0.0012 W/kg
- Electronics: DAE4 Sn1258; Calibrated: 3/18/2022
- Probe: EX3DV4 - SN7498; ConvF(8.73, 8.73, 8.73) @ 1720 MHz; Calibrated: 3/24/2022
- Sensor-Surface: 1.4mm (Mechanical Surface Detection)
- Phantom: Twin-SAM V8.0 (20deg probe tilt); Type: QD 000 P41 AA; Serial: 1956

**Edge 3/QPSK RB 50,24 Ch 132072/Area Scan (6x10x1):** Measurement grid: dx=15mm, dy=15mm  
Maximum value of SAR (measured) = 1.33 W/kg

**Edge 3/QPSK RB 50,24 Ch 132072/Zoom Scan (5x5x7)/Cube 0:** Measurement grid: dx=8mm, dy=8mm, dz=5mm

Reference Value = 33.52 V/m; Power Drift = -0.09 dB

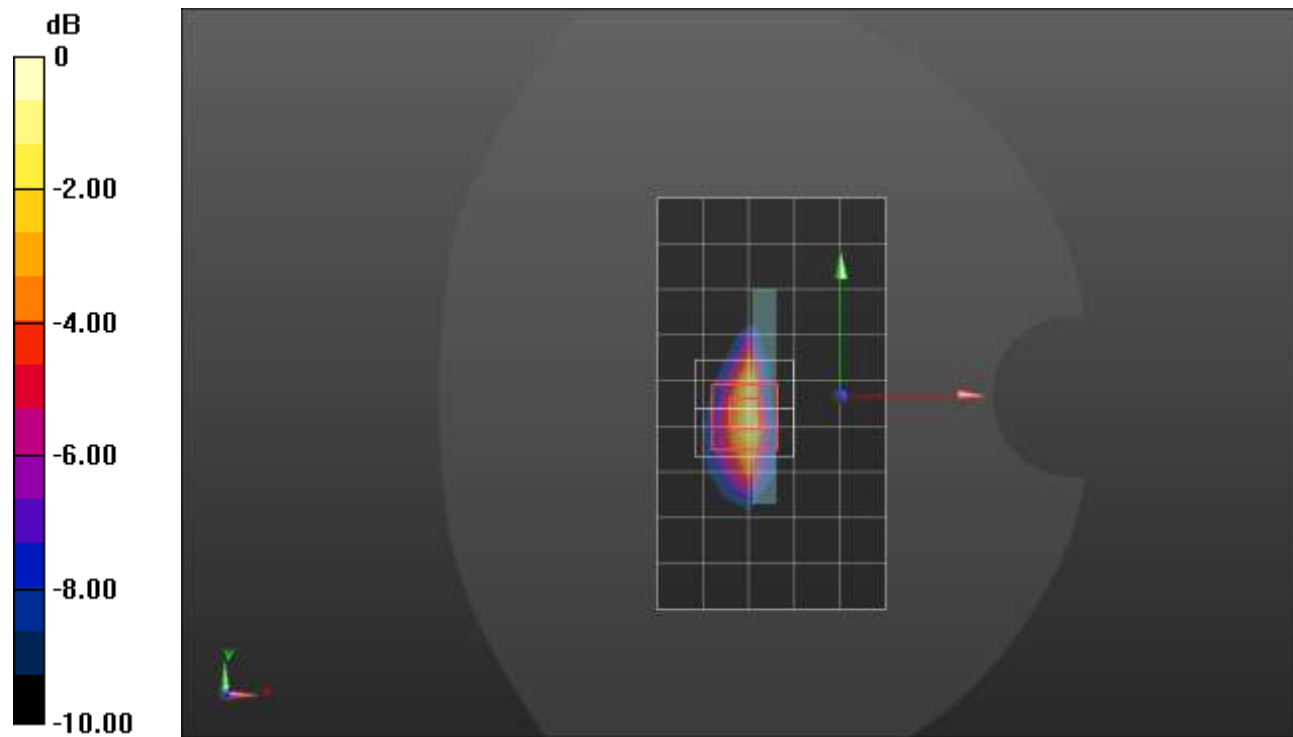
Peak SAR (extrapolated) = 1.74 W/kg

**SAR(1 g) = 0.842 W/kg; SAR(10 g) = 0.385 W/kg**

Smallest distance from peaks to all points 3 dB below = 8 mm

Ratio of SAR at M2 to SAR at M1 = 49.2%

Maximum value of SAR (measured) = 1.42 W/kg



0 dB = 1.42 W/kg = 1.52 dBW/kg

### LTE Band 66 ANT 2

Frequency: 1770 MHz; Duty Cycle: 1:1; Room Ambient Temperature: 24.0°C; Liquid Temperature: 23.0°C  
Medium parameters used:  $f = 1770$  MHz;  $\sigma = 1.415$  S/m;  $\epsilon_r = 38.36$ ;  $\rho = 1000$  kg/m<sup>3</sup>

Dasy Configuration:

- Area Scan Setting: Find Secondary Maximum within 2.0 dB and with a peak SAR value greater than 0.0012 W/kg
- Electronics: DAE4 Sn1258; Calibrated: 3/18/2022
- Probe: EX3DV4 - SN7498; ConvF(8.73, 8.73, 8.73) @ 1770 MHz; Calibrated: 3/24/2022
- Sensor-Surface: 1.4mm (Mechanical Surface Detection)
- Phantom: Twin-SAM V8.0 (20deg probe tilt); Type: QD 000 P41 AA; Serial: 1956

**RHS/Touch\_QPSK RB 1,49 Ch 132572/Area Scan (8x14x1):** Measurement grid: dx=15mm, dy=15mm  
Maximum value of SAR (measured) = 1.21 W/kg

**RHS/Touch\_QPSK RB 1,49 Ch 132572/Zoom Scan (5x5x7)/Cube 0:** Measurement grid: dx=8mm, dy=8mm, dz=5mm

Reference Value = 28.08 V/m; Power Drift = 0.18 dB

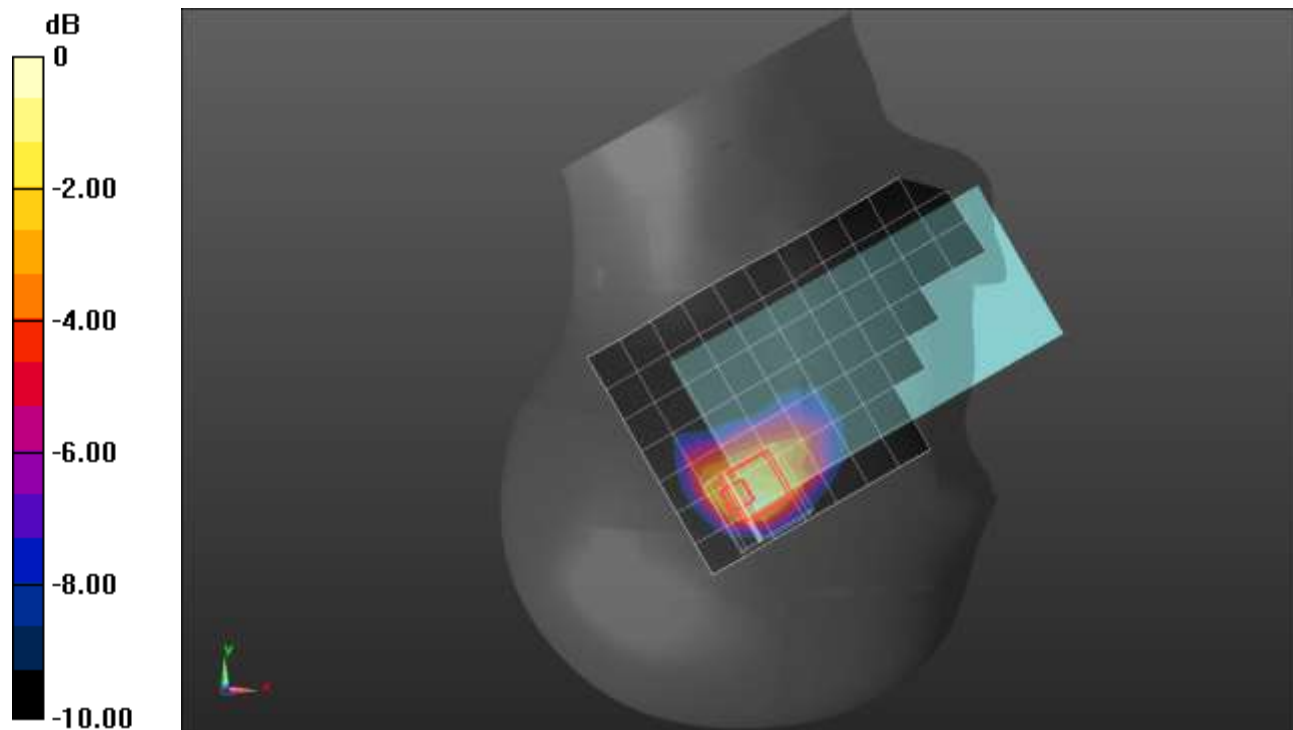
Peak SAR (extrapolated) = 1.56 W/kg

**SAR(1 g) = 0.693 W/kg; SAR(10 g) = 0.380 W/kg**

Smallest distance from peaks to all points 3 dB below = 9.6 mm

Ratio of SAR at M2 to SAR at M1 = 43.7%

Maximum value of SAR (measured) = 1.21 W/kg



0 dB = 1.21 W/kg = 0.83 dBW/kg

### LTE Band 66 ANT 2

Frequency: 1745 MHz; Duty Cycle: 1:1; Room Ambient Temperature: 24.0°C; Liquid Temperature: 23.0°C  
Medium parameters used:  $f = 1745 \text{ MHz}$ ;  $\sigma = 1.387 \text{ S/m}$ ;  $\epsilon_r = 38.413$ ;  $\rho = 1000 \text{ kg/m}^3$

Dasy Configuration:

- Area Scan Setting: Find Secondary Maximum within 2.0 dB and with a peak SAR value greater than 0.0012 W/kg
- Electronics: DAE4 Sn1258; Calibrated: 3/18/2022
- Probe: EX3DV4 - SN7498; ConvF(8.73, 8.73, 8.73) @ 1745 MHz; Calibrated: 3/24/2022
- Sensor-Surface: 1.4mm (Mechanical Surface Detection)
- Phantom: Twin-SAM V8.0 (20deg probe tilt); Type: QD 000 P41 AA; Serial: 1956

**Rear/QPSK RB 50,24 Ch 132322/Area Scan (8x15x1):** Measurement grid:  $dx=15\text{mm}$ ,  $dy=15\text{mm}$   
Maximum value of SAR (measured) = 1.06 W/kg

**Rear/QPSK RB 50,24 Ch 132322/Zoom Scan (5x5x7)/Cube 0:** Measurement grid:  $dx=8\text{mm}$ ,  $dy=8\text{mm}$ ,  $dz=5\text{mm}$

Reference Value = 29.28 V/m; Power Drift = -0.10 dB

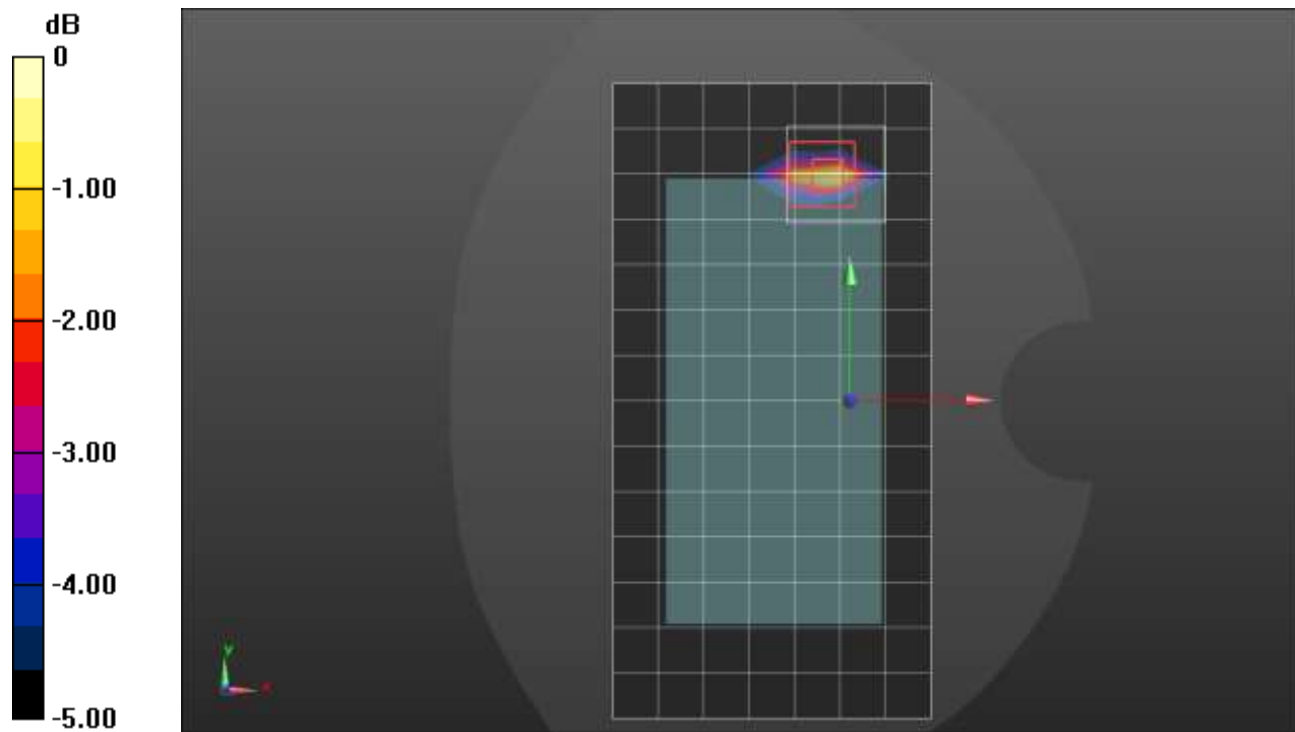
Peak SAR (extrapolated) = 1.33 W/kg

**SAR(1 g) = 0.660 W/kg; SAR(10 g) = 0.322 W/kg**

Smallest distance from peaks to all points 3 dB below = 8.2 mm

Ratio of SAR at M2 to SAR at M1 = 49.7%

Maximum value of SAR (measured) = 1.09 W/kg



0 dB = 1.09 W/kg = 0.37 dBW/kg

## LTE Band 66 ANT 2

Frequency: 1720 MHz; Duty Cycle: 1:1; Room Ambient Temperature: 24.0°C; Liquid Temperature: 23.0°C

Medium parameters used:  $f = 1720$  MHz;  $\sigma = 1.374$  S/m;  $\epsilon_r = 38.371$ ;  $\rho = 1000$  kg/m<sup>3</sup>

Dasy Configuration:

- Area Scan Setting: Find Secondary Maximum within 2.0 dB and with a peak SAR value greater than 0.0012 W/kg
- Electronics: DAE4 Sn1258; Calibrated: 3/18/2022
- Probe: EX3DV4 - SN7498; ConvF(8.73, 8.73, 8.73) @ 1720 MHz; Calibrated: 3/24/2022
- Sensor-Surface: 1.4mm (Mechanical Surface Detection)
- Phantom: Twin-SAM V8.0 (20deg probe tilt); Type: QD 000 P41 AA; Serial: 1956

**Edge 1/QPSK RB 50,24 Ch 132072/Area Scan (5x8x1):** Measurement grid: dx=15mm, dy=15mm

Maximum value of SAR (measured) = 1.05 W/kg

**Edge 1/QPSK RB 50,24 Ch 132072/Zoom Scan (5x5x7)/Cube 0:** Measurement grid: dx=8mm, dy=8mm, dz=5mm

Reference Value = 33.78 V/m; Power Drift = -0.15 dB

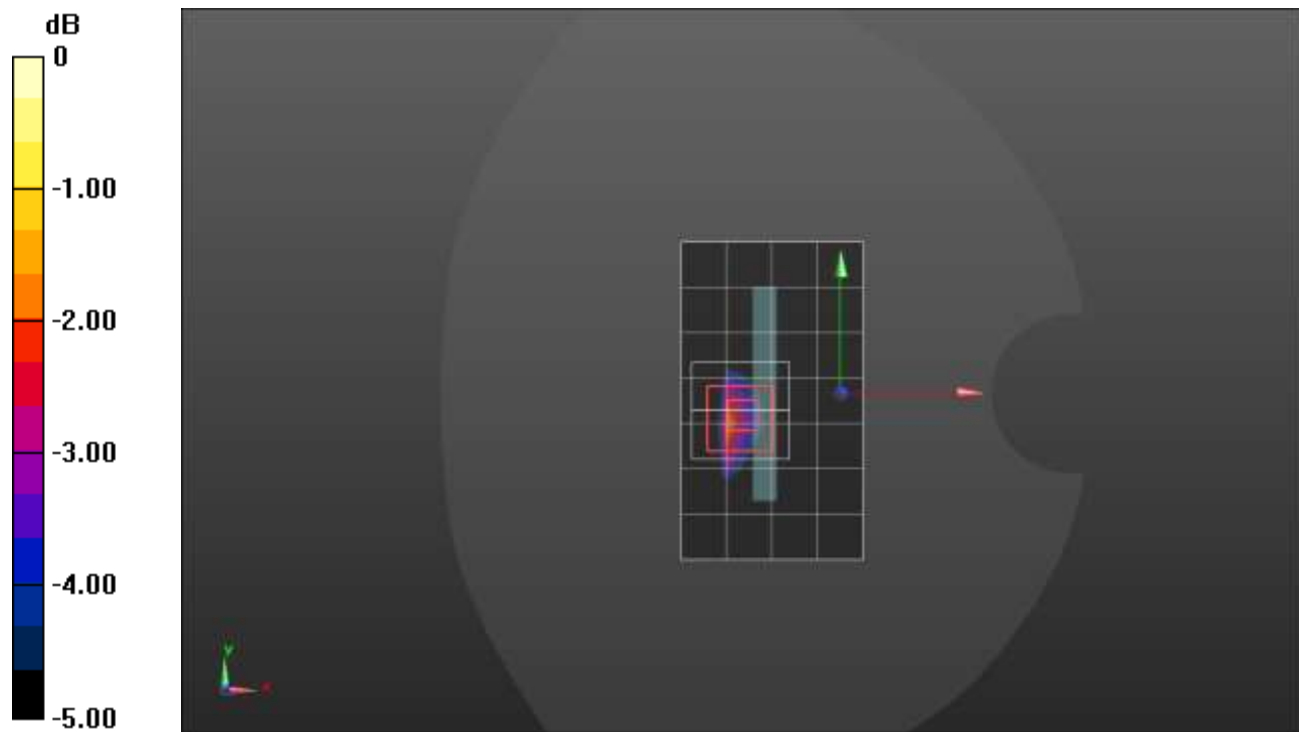
Peak SAR (extrapolated) = 1.79 W/kg

**SAR(1 g) = 0.881 W/kg; SAR(10 g) = 0.410 W/kg**

Smallest distance from peaks to all points 3 dB below = 8 mm

Ratio of SAR at M2 to SAR at M1 = 49.8%

Maximum value of SAR (measured) = 1.45 W/kg



0 dB = 1.45 W/kg = 1.61 dBW/kg

### LTE Band 66 ANT 3

Frequency: 1745 MHz; Duty Cycle: 1:1; Room Ambient Temperature: 24.0°C; Liquid Temperature: 23.0°C  
Medium parameters used:  $f = 1745 \text{ MHz}$ ;  $\sigma = 1.405 \text{ S/m}$ ;  $\epsilon_r = 38.953$ ;  $\rho = 1000 \text{ kg/m}^3$

Dasy Configuration:

- Area Scan Setting: Find Secondary Maximum within 2.0 dB and with a peak SAR value greater than 0.0012 W/kg
- Electronics: DAE4 Sn1258; Calibrated: 3/18/2022
- Probe: EX3DV4 - SN7498; ConvF(8.73, 8.73, 8.73) @ 1745 MHz; Calibrated: 3/24/2022
- Sensor-Surface: 1.4mm (Mechanical Surface Detection)
- Phantom: Twin-SAM V8.0 (20deg probe tilt); Type: QD 000 P41 AA; Serial: 1956

**LHS/Touch\_QPSK RB 1,49 Ch 132322/Area Scan (8x14x1):** Measurement grid:  $dx=15\text{mm}$ ,  $dy=15\text{mm}$   
Maximum value of SAR (measured) = 0.628 W/kg

**LHS/Touch\_QPSK RB 1,49 Ch 132322/Zoom Scan (5x5x7)/Cube 0:** Measurement grid:  $dx=8\text{mm}$ ,  $dy=8\text{mm}$ ,  $dz=5\text{mm}$

Reference Value = 22.98 V/m; Power Drift = 0.04 dB

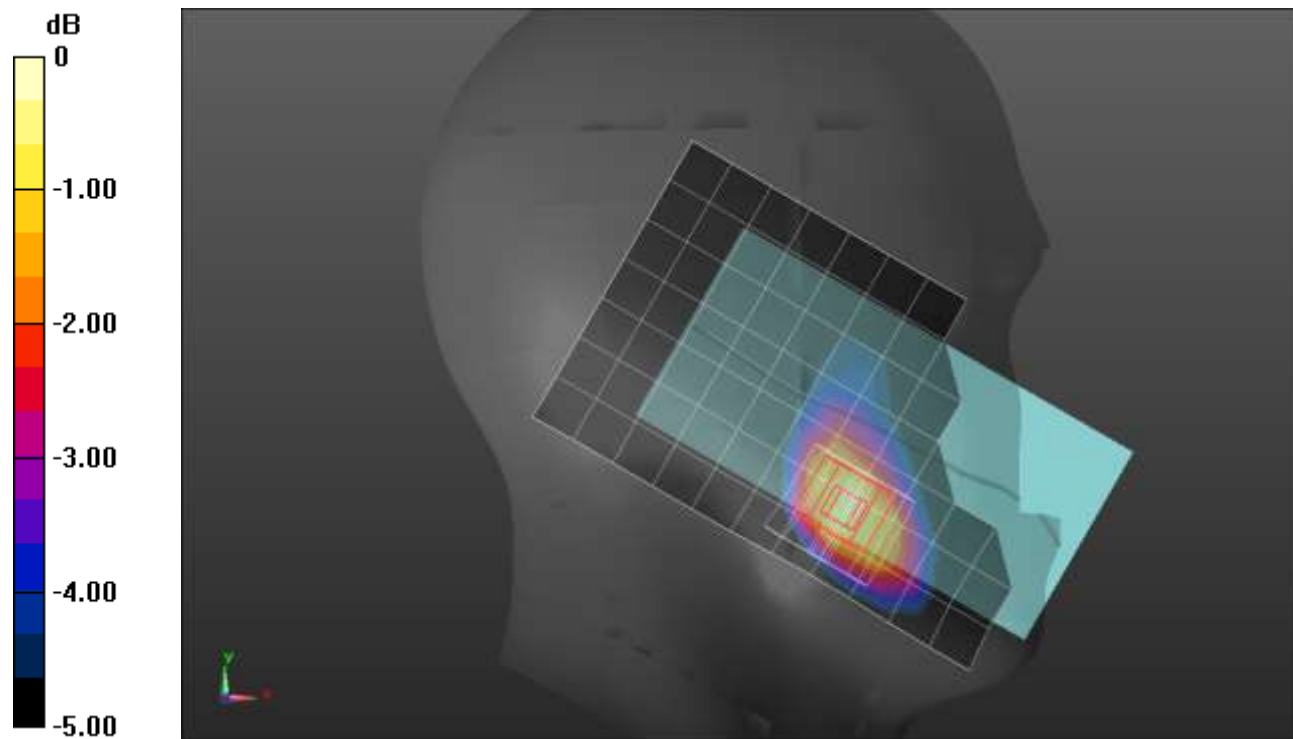
Peak SAR (extrapolated) = 0.775 W/kg

**SAR(1 g) = 0.501 W/kg; SAR(10 g) = 0.313 W/kg**

Smallest distance from peaks to all points 3 dB below = 14 mm

Ratio of SAR at M2 to SAR at M1 = 64%

Maximum value of SAR (measured) = 0.674 W/kg



0 dB = 0.674 W/kg = -1.71 dBW/kg

### LTE Band 66 ANT 3

Frequency: 1745 MHz; Duty Cycle: 1:1; Room Ambient Temperature: 24.0°C; Liquid Temperature: 23.0°C  
Medium parameters used:  $f = 1745 \text{ MHz}$ ;  $\sigma = 1.405 \text{ S/m}$ ;  $\epsilon_r = 38.953$ ;  $\rho = 1000 \text{ kg/m}^3$

Dasy Configuration:

- Area Scan Setting: Find Secondary Maximum within 2.0 dB and with a peak SAR value greater than 0.0012 W/kg
- Electronics: DAE4 Sn1258; Calibrated: 3/18/2022
- Probe: EX3DV4 - SN7498; ConvF(8.73, 8.73, 8.73) @ 1745 MHz; Calibrated: 3/24/2022
- Sensor-Surface: 1.4mm (Mechanical Surface Detection (Locations From Previous Scan Used)), Sensor-Surface: 1.4mm (Mechanical Surface Detection)
- Phantom: Twin-SAM V8.0 (20deg probe tilt); Type: QD 000 P41 AA; Serial: 1956

**Rear/QPSK RB 50,24 Ch 132322/Area Scan (8x14x1):** Measurement grid:  $dx=15\text{mm}$ ,  $dy=15\text{mm}$   
Maximum value of SAR (measured) = 1.08 W/kg

**Rear/QPSK RB 50,24 Ch 132322/Zoom Scan (5x5x7)/Cube 0:** Measurement grid:  $dx=8\text{mm}$ ,  $dy=8\text{mm}$ ,  $dz=5\text{mm}$

Reference Value = 29.17 V/m; Power Drift = 0.05 dB

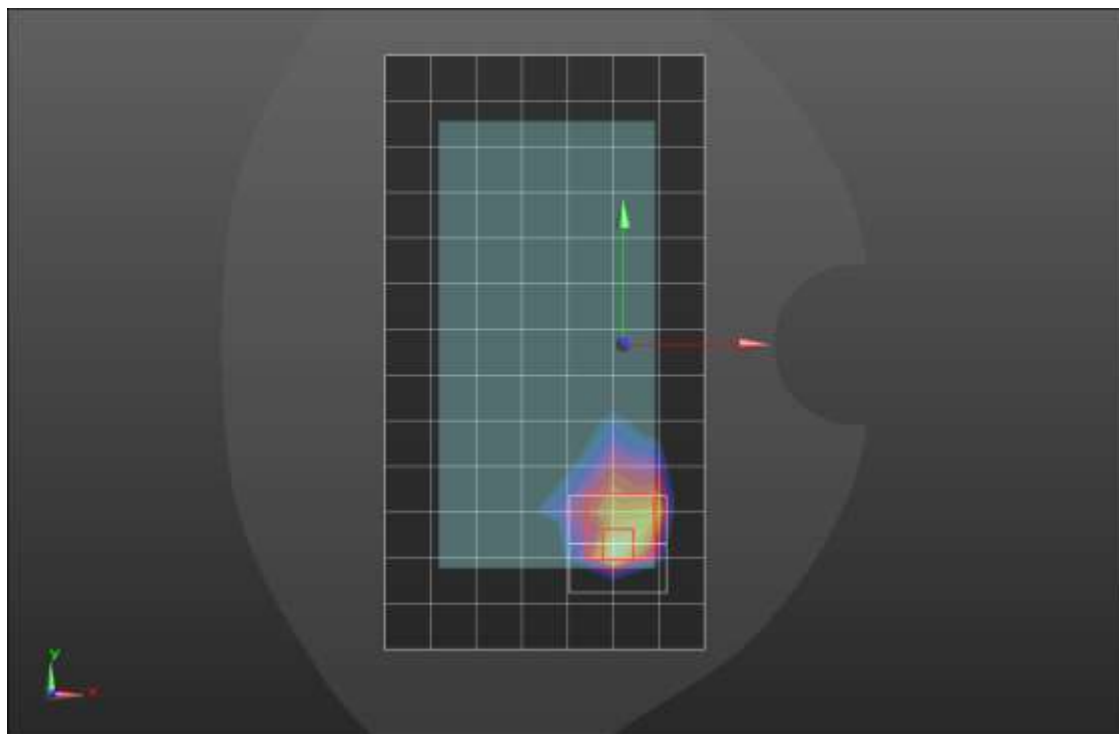
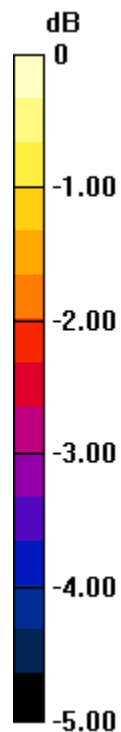
Peak SAR (extrapolated) = 1.46 W/kg

**SAR(1 g) = 0.673 W/kg; SAR(10 g) = 0.368 W/kg**

Smallest distance from peaks to all points 3 dB below = 10.1 mm

Ratio of SAR at M2 to SAR at M1 = 44.1%

Maximum value of SAR (measured) = 1.10 W/kg



0 dB = 1.10 W/kg = 0.41 dBW/kg

### LTE Band 66 ANT 3

Frequency: 1745 MHz; Duty Cycle: 1:1; Room Ambient Temperature: 24.0°C; Liquid Temperature: 23.0°C  
Medium parameters used:  $f = 1745$  MHz;  $\sigma = 1.405$  S/m;  $\epsilon_r = 38.953$ ;  $\rho = 1000$  kg/m<sup>3</sup>

Dasy Configuration:

- Area Scan Setting: Find Secondary Maximum within 2.0 dB and with a peak SAR value greater than 0.0012 W/kg
- Electronics: DAE4 Sn1258; Calibrated: 3/18/2022
- Probe: EX3DV4 - SN7498; ConvF(8.73, 8.73, 8.73) @ 1745 MHz; Calibrated: 3/24/2022
- Sensor-Surface: 1.4mm (Mechanical Surface Detection (Locations From Previous Scan Used)), Sensor-Surface: 1.4mm (Mechanical Surface Detection)
- Phantom: Twin-SAM V8.0 (20deg probe tilt); Type: QD 000 P41 AA; Serial: 1956

**Edge 4/QPSK RB 100,0 Ch 132322/Area Scan (6x14x1):** Measurement grid: dx=15mm, dy=15mm  
Maximum value of SAR (measured) = 0.985 W/kg

**Edge 4/QPSK RB 100,0 Ch 132322/Zoom Scan (5x5x7)/Cube 0:** Measurement grid: dx=8mm, dy=8mm, dz=5mm

Reference Value = 32.01 V/m; Power Drift = -0.05 dB

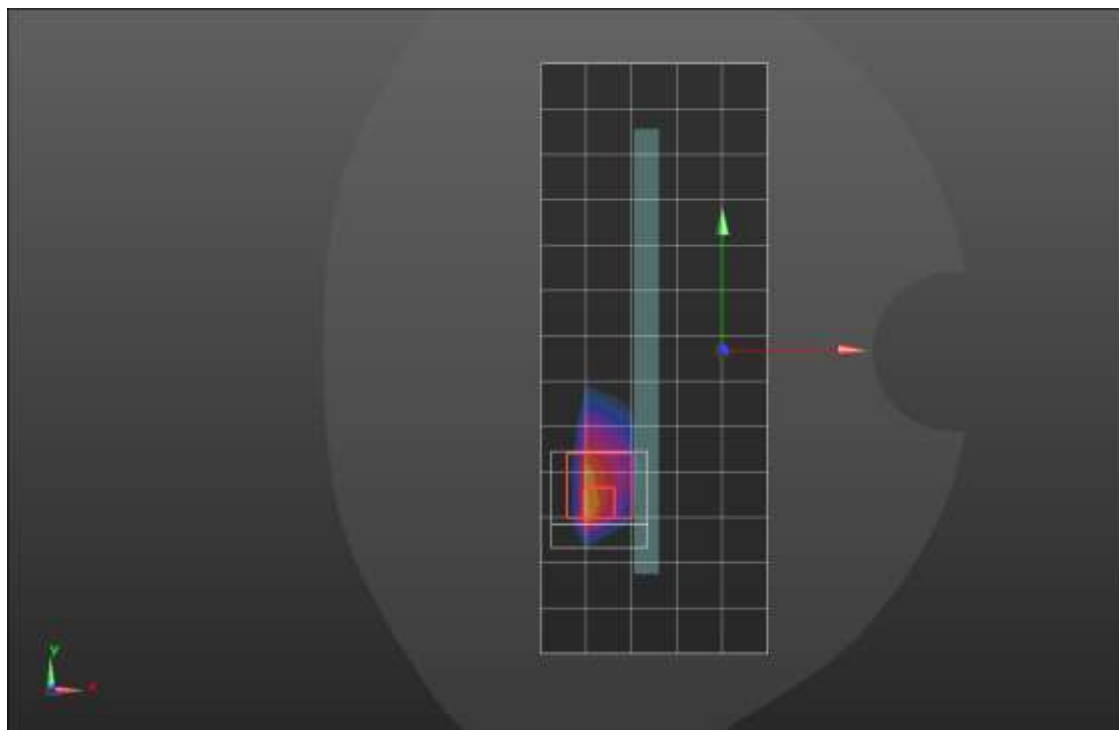
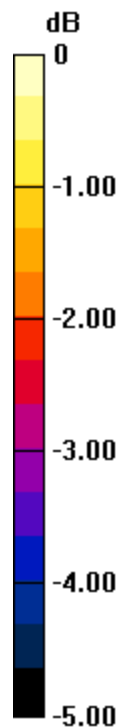
Peak SAR (extrapolated) = 1.74 W/kg

**SAR(1 g) = 0.853 W/kg; SAR(10 g) = 0.435 W/kg**

Smallest distance from peaks to all points 3 dB below = 7.2 mm

Ratio of SAR at M2 to SAR at M1 = 46.8%

Maximum value of SAR (measured) = 1.38 W/kg



0 dB = 1.38 W/kg = 1.40 dBW/kg



### LTE Band 66 ANT 4

Frequency: 1745 MHz; Duty Cycle: 1:1; Room Ambient Temperature: 24.0°C; Liquid Temperature: 23.0°C  
Medium parameters used:  $f = 1745$  MHz;  $\sigma = 1.405$  S/m;  $\epsilon_r = 38.953$ ;  $\rho = 1000$  kg/m<sup>3</sup>

Dasy Configuration:

- Area Scan Setting: Find Secondary Maximum within 2.0 dB and with a peak SAR value greater than 0.0012 W/kg
- Electronics: DAE4 Sn1258; Calibrated: 3/18/2022
- Probe: EX3DV4 - SN7498; ConvF(8.73, 8.73, 8.73) @ 1745 MHz; Calibrated: 3/24/2022
- Sensor-Surface: 1.4mm (Mechanical Surface Detection)
- Phantom: Twin-SAM V8.0 (20deg probe tilt); Type: QD 000 P41 AA; Serial: 1956

**LHS/Touch\_QPSK RB 50,24 Ch 132322/Area Scan (8x14x1):** Measurement grid: dx=15mm, dy=15mm  
Maximum value of SAR (measured) = 1.39 W/kg

**LHS/Touch\_QPSK RB 50,24 Ch 132322/Zoom Scan (5x5x7)/Cube 0:** Measurement grid: dx=8mm, dy=8mm, dz=5mm

Reference Value = 28.89 V/m; Power Drift = -0.04 dB


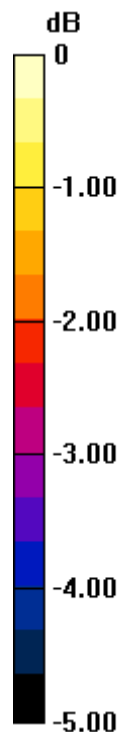
Peak SAR (extrapolated) = 1.72 W/kg

**SAR(1 g) = 0.779 W/kg; SAR(10 g) = 0.366 W/kg**

Smallest distance from peaks to all points 3 dB below = 6.4 mm

Ratio of SAR at M2 to SAR at M1 = 46.1%

Maximum value of SAR (measured) = 1.34 W/kg



0 dB = 1.34 W/kg = 1.27 dBW/kg

## LTE Band 66 ANT 4

Frequency: 1745 MHz; Duty Cycle: 1:1; Room Ambient Temperature: 24.0°C; Liquid Temperature: 23.0°C

Medium parameters used:  $f = 1745$  MHz;  $\sigma = 1.405$  S/m;  $\epsilon_r = 38.953$ ;  $\rho = 1000$  kg/m<sup>3</sup>

Dasy Configuration:

- Area Scan Setting: Find Secondary Maximum within 2.0 dB and with a peak SAR value greater than 0.0012 W/kg
- Electronics: DAE4 Sn1258; Calibrated: 3/18/2022
- Probe: EX3DV4 - SN7498; ConvF(8.73, 8.73, 8.73) @ 1745 MHz; Calibrated: 3/24/2022
- Sensor-Surface: 1.4mm (Mechanical Surface Detection)
- Phantom: Twin-SAM V8.0 (20deg probe tilt); Type: QD 000 P41 AA; Serial: 1956

**Rear/QPSK RB 1,49 Ch 132322/Area Scan (8x14x1):** Measurement grid: dx=15mm, dy=15mm

Maximum value of SAR (measured) = 0.738 W/kg

**Rear/QPSK RB 1,49 Ch 132322/Zoom Scan (5x5x7)/Cube 0:** Measurement grid: dx=8mm, dy=8mm, dz=5mm

Reference Value = 23.25 V/m; Power Drift = 0.19 dB

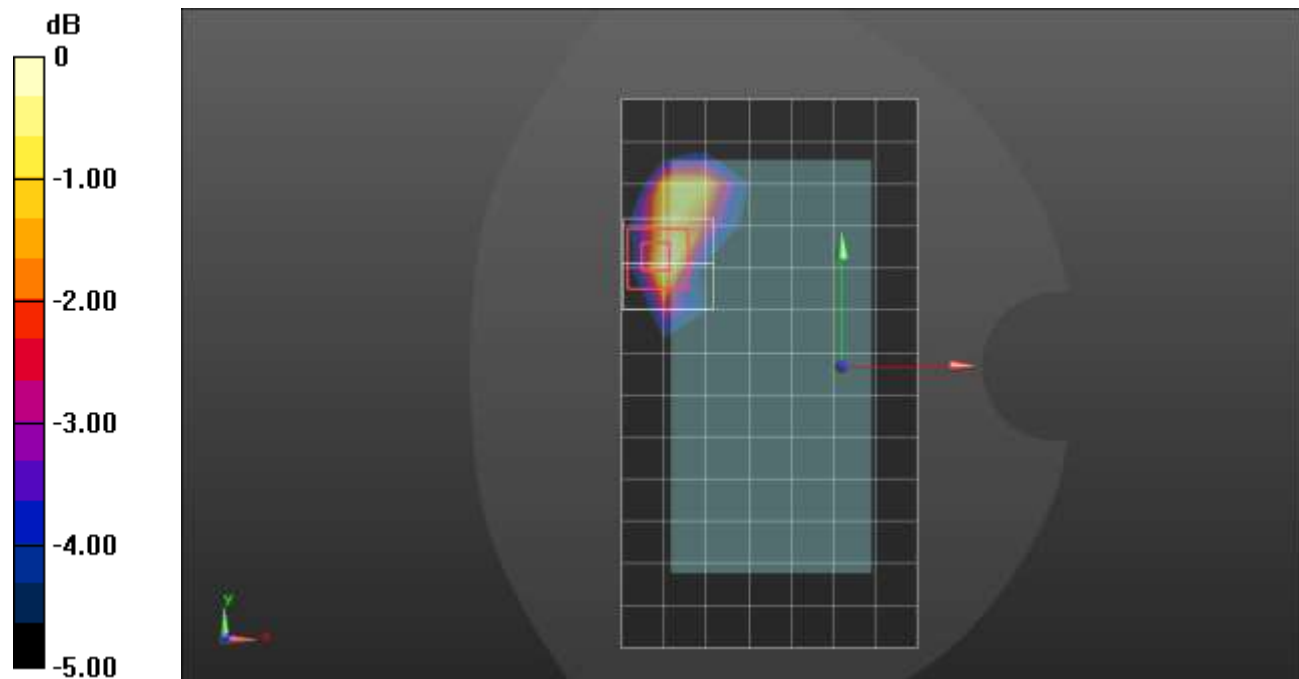
Peak SAR (extrapolated) = 0.902 W/kg

**SAR(1 g) = 0.461 W/kg; SAR(10 g) = 0.229 W/kg**

Smallest distance from peaks to all points 3 dB below = 8.2 mm

Ratio of SAR at M2 to SAR at M1 = 51.2%

Maximum value of SAR (measured) = 0.693 W/kg



0 dB = 0.693 W/kg = -1.59 dBW/kg

### LTE Band 66 ANT 4

Frequency: 1770 MHz; Duty Cycle: 1:1; Room Ambient Temperature: 24.0°C; Liquid Temperature: 23.0°C

Medium parameters used:  $f = 1770$  MHz;  $\sigma = 1.382$  S/m;  $\epsilon_r = 39.837$ ;  $\rho = 1000$  kg/m<sup>3</sup>

Dasy Configuration:

- Area Scan Setting: Find Secondary Maximum within 2.0 dB and with a peak SAR value greater than 0.0012 W/kg
- Electronics: DAE4 Sn1258; Calibrated: 3/18/2022
- Probe: EX3DV4 - SN7498; ConvF(8.73, 8.73, 8.73) @ 1770 MHz; Calibrated: 3/24/2022
- Sensor-Surface: 1.4mm (Mechanical Surface Detection)
- Phantom: Twin-SAM V8.0 (20deg probe tilt); Type: QD 000 P41 AA; Serial: 1956

**Edge 2/QPSK RB 1,49 Ch 132572/Area Scan (6x14x1):** Measurement grid: dx=15mm, dy=15mm

Maximum value of SAR (measured) = 1.51 W/kg

**Edge 2/QPSK RB 1,49 Ch 132572/Zoom Scan (5x5x7)/Cube 0:** Measurement grid: dx=8mm, dy=8mm, dz=5mm

Reference Value = 34.44 V/m; Power Drift = -0.06 dB

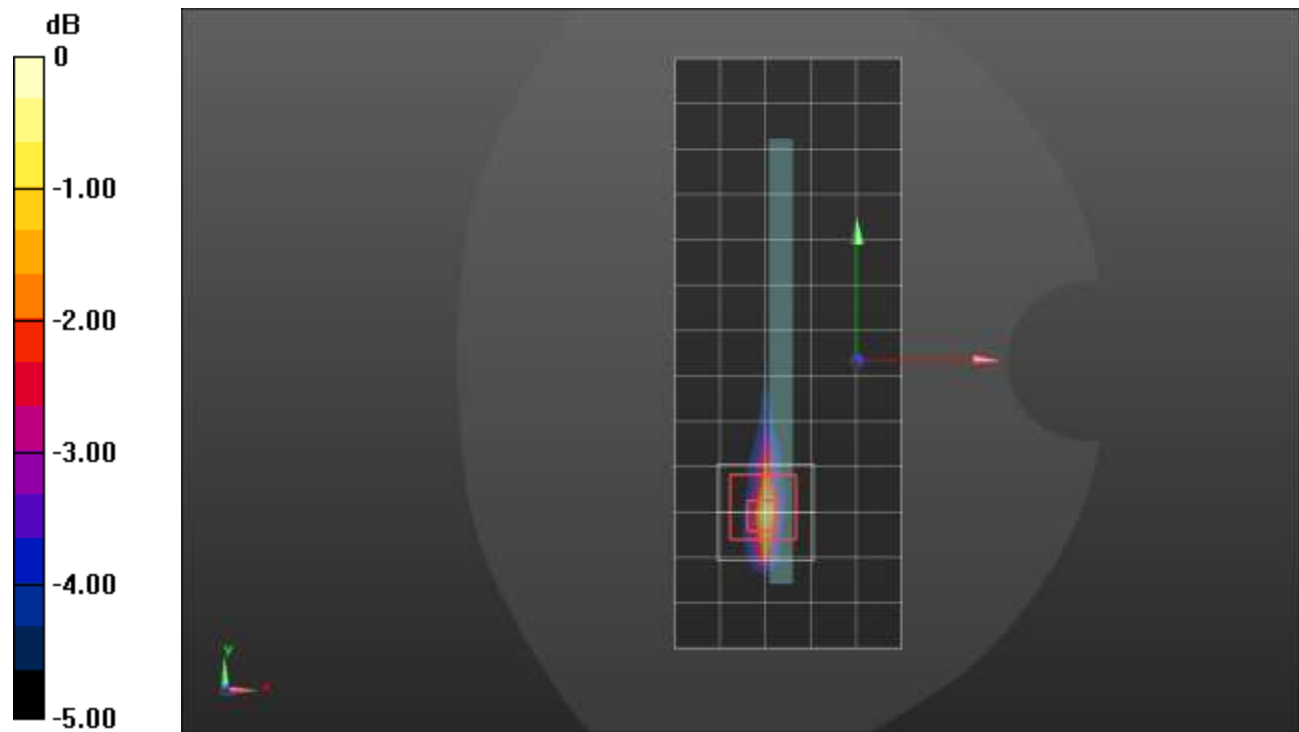
Peak SAR (extrapolated) = 1.80 W/kg

**SAR(1 g) = 0.908 W/kg; SAR(10 g) = 0.421 W/kg**

Smallest distance from peaks to all points 3 dB below = 6.4 mm

Ratio of SAR at M2 to SAR at M1 = 52.3%

Maximum value of SAR (measured) = 1.52 W/kg



0 dB = 1.52 W/kg = 1.82 dBW/kg

### LTE Band 71 ANT 1

Frequency: 680.5 MHz; Duty Cycle: 1:1; Room Ambient Temperature: 24.0°C; Liquid Temperature: 23.0°C  
 Medium parameters used (interpolated):  $f = 680.5 \text{ MHz}$ ;  $\sigma = 0.895 \text{ S/m}$ ;  $\epsilon_r = 40.421$ ;  $\rho = 1000 \text{ kg/m}^3$

Dasy Configuration:

- Area Scan Setting: Find Secondary Maximum within 2.0 dB and with a peak SAR value greater than 0.0012 W/kg
- Electronics: DAE4 Sn1547; Calibrated: 4/21/2022
- Probe: EX3DV4 - SN3989; ConvF(10.59, 10.59, 10.59) @ 680.5 MHz; Calibrated: 1/19/2022
- Sensor-Surface: 1.4mm (Mechanical Surface Detection)
- Phantom: SAM with CRP v5.0; Type: QD000P40CD; Serial: TP:xxxx

### RHS/Touch\_QPSK RB 1,49 Ch 133297/Area Scan (9x14x1): Measurement grid: dx=15mm, dy=15mm

[Info: Interpolated medium parameters used for SAR evaluation.](#)

Maximum value of SAR (measured) = 0.190 W/kg

### RHS/Touch\_QPSK RB 1,49 Ch 133297/Zoom Scan (5x5x7)/Cube 0: Measurement grid: dx=8mm, dy=8mm, dz=5mm

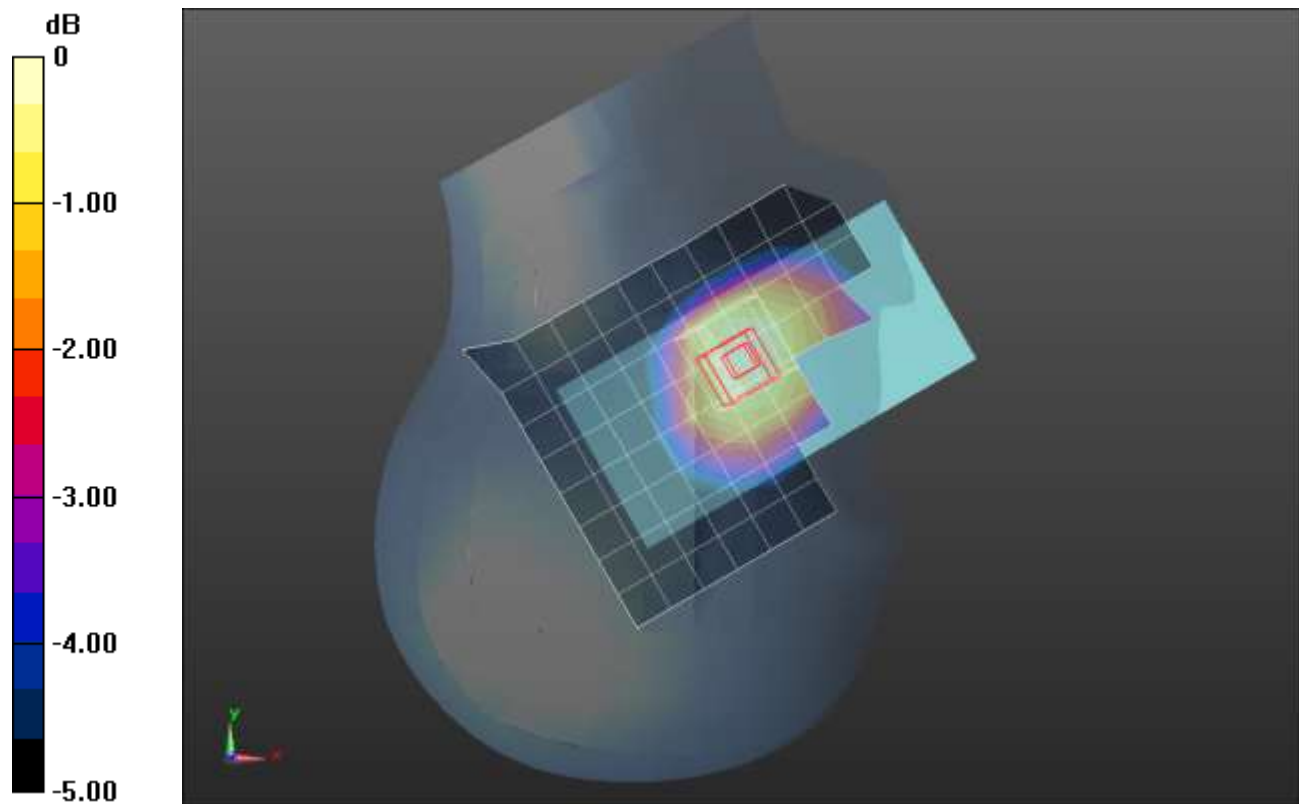
Reference Value = 13.66 V/m; Power Drift = 0.03 dB

Peak SAR (extrapolated) = 0.217 W/kg

**SAR(1 g) = 0.155 W/kg; SAR(10 g) = 0.122 W/kg**

[Info: Interpolated medium parameters used for SAR evaluation.](#)

Maximum value of SAR (measured) = 0.191 W/kg



0 dB = 0.191 W/kg = -7.19 dBW/kg

## LTE Band 71 ANT 1

Frequency: 680.5 MHz; Duty Cycle: 1:1; Room Ambient Temperature: 24.0°C; Liquid Temperature: 23.0°C  
 Medium parameters used (interpolated):  $f = 680.5$  MHz;  $\sigma = 0.849$  S/m;  $\epsilon_r = 43.591$ ;  $\rho = 1000$  kg/m<sup>3</sup>

Dasy Configuration:

- Area Scan Setting: Find Secondary Maximum within 2.0 dB and with a peak SAR value greater than 0.0012 W/kg
- Electronics: DAE4 Sn1547; Calibrated: 4/21/2022
- Probe: EX3DV4 - SN3989; ConvF(10.59, 10.59, 10.59) @ 680.5 MHz; Calibrated: 1/19/2022
- Sensor-Surface: 1.4mm (Mechanical Surface Detection)
- Phantom: SAM with CRP v5.0; Type: QD000P40CD; Serial: TP:xxxx

**Rear/QPSK RB 1,49Ch 133297/Area Scan (10x14x1):** Measurement grid: dx=15mm, dy=15mm

[Info: Interpolated medium parameters used for SAR evaluation.](#)

Maximum value of SAR (measured) = 1.01 W/kg

**Rear/QPSK RB 1,49Ch 133297/Zoom Scan (5x5x7)/Cube 0:** Measurement grid: dx=8mm, dy=8mm, dz=5mm

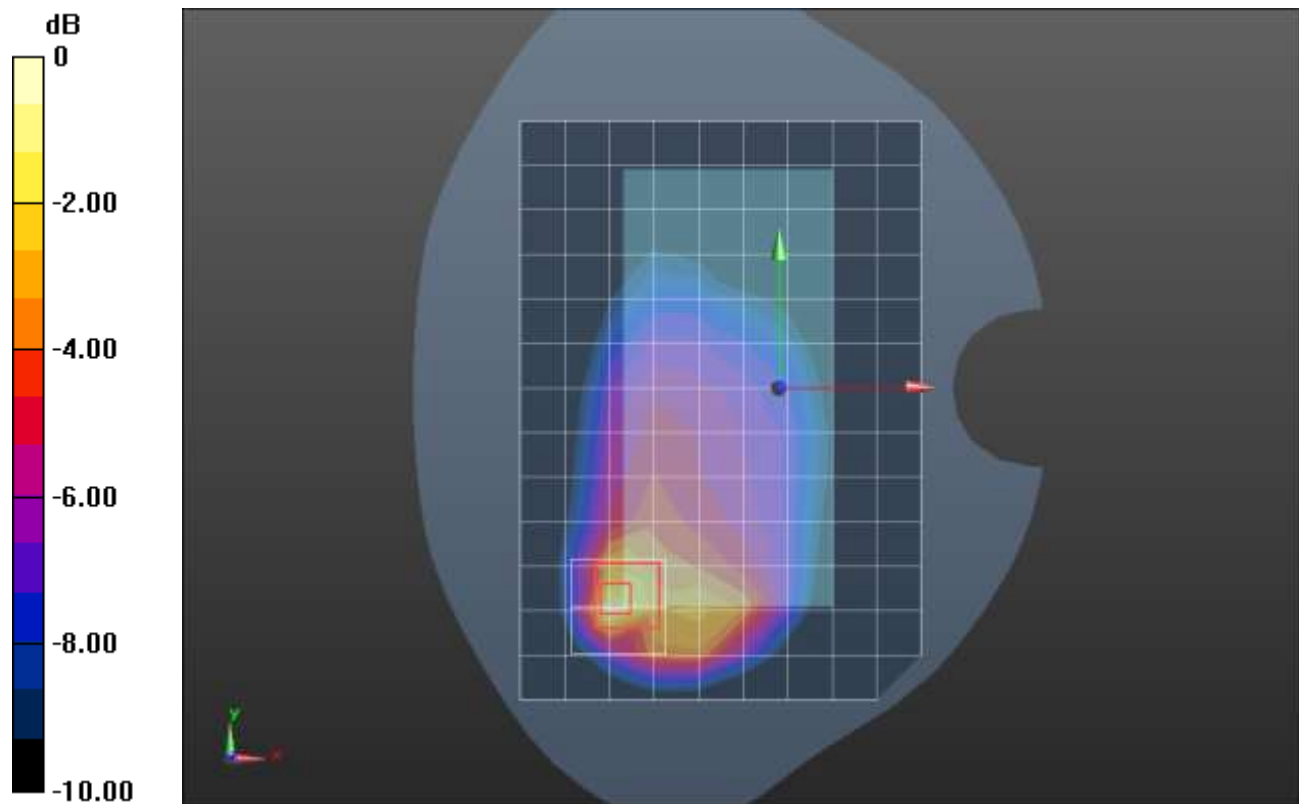
Reference Value = 28.42 V/m; Power Drift = -0.13 dB

Peak SAR (extrapolated) = 1.54 W/kg

**SAR(1 g) = 0.578 W/kg; SAR(10 g) = 0.303 W/kg**

[Info: Interpolated medium parameters used for SAR evaluation.](#)

Maximum value of SAR (measured) = 1.10 W/kg



0 dB = 1.10 W/kg = 0.41 dBW/kg

## LTE Band 71 ANT 1

Frequency: 680.5 MHz; Duty Cycle: 1:1; Room Ambient Temperature: 24.0°C; Liquid Temperature: 23.0°C  
 Medium parameters used (interpolated):  $f = 680.5$  MHz;  $\sigma = 0.849$  S/m;  $\epsilon_r = 43.591$ ;  $\rho = 1000$  kg/m<sup>3</sup>

Dasy Configuration:

- Area Scan Setting: Find Secondary Maximum within 2.0 dB and with a peak SAR value greater than 0.0012 W/kg
- Electronics: DAE4 Sn1547; Calibrated: 4/21/2022
- Probe: EX3DV4 - SN3989; ConvF(10.59, 10.59, 10.59) @ 680.5 MHz; Calibrated: 1/19/2022
- Sensor-Surface: 1.4mm (Mechanical Surface Detection)
- Phantom: SAM with CRP v5.0; Type: QD000P40CD; Serial: TP:xxxx

**Edge 2/QPSK RB 1,49 Ch 133297/Area Scan (6x15x1):** Measurement grid: dx=15mm, dy=15mm

[Info: Interpolated medium parameters used for SAR evaluation.](#)

Maximum value of SAR (measured) = 1.25 W/kg

**Edge 2/QPSK RB 1,49 Ch 133297/Zoom Scan (5x5x7)/Cube 0:** Measurement grid: dx=8mm, dy=8mm, dz=5mm

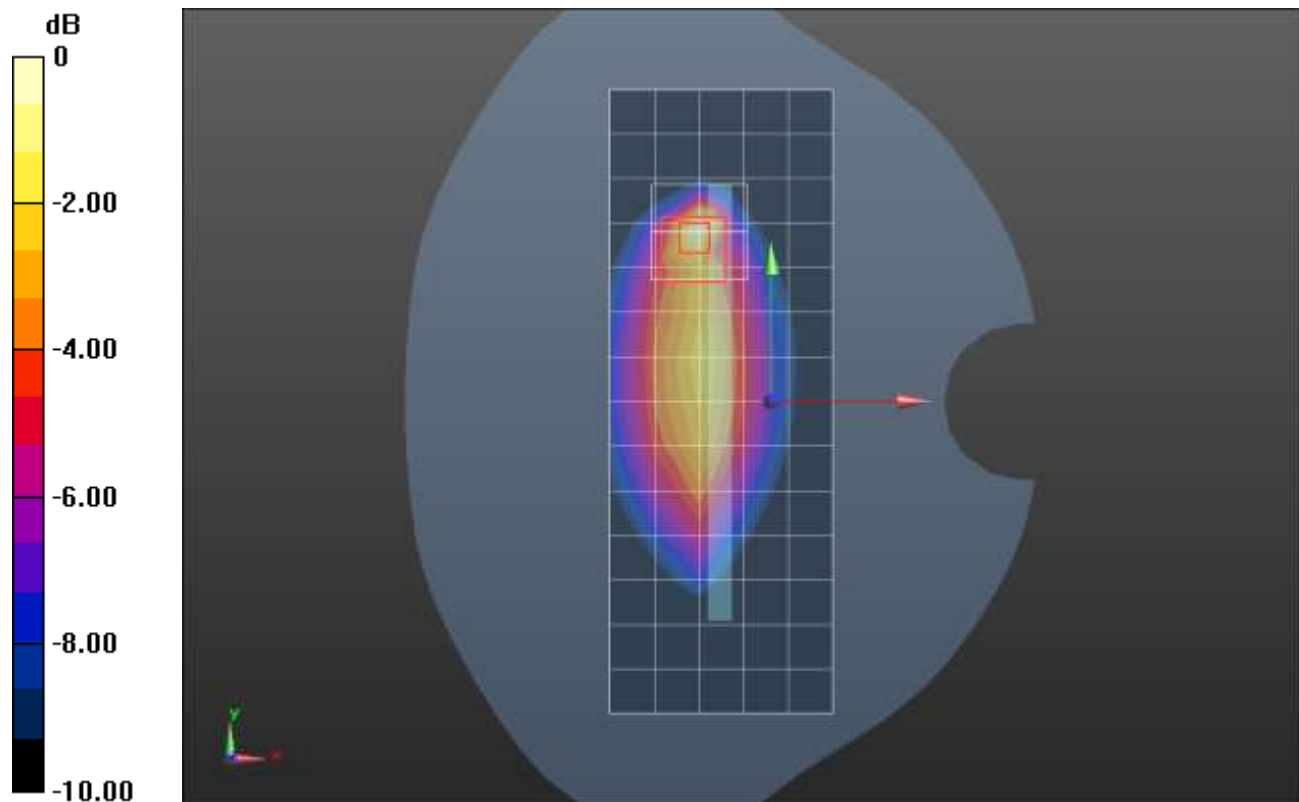
Reference Value = 29.73 V/m; Power Drift = -0.05 dB

Peak SAR (extrapolated) = 1.78 W/kg

**SAR(1 g) = 0.607 W/kg; SAR(10 g) = 0.325 W/kg**

[Info: Interpolated medium parameters used for SAR evaluation.](#)

Maximum value of SAR (measured) = 1.23 W/kg



0 dB = 1.23 W/kg = 0.90 dBW/kg

## LTE Band 71 ANT 2

Frequency: 680.5 MHz; Duty Cycle: 1:1; Room Ambient Temperature: 24.0°C; Liquid Temperature: 23.0°C  
 Medium parameters used (interpolated):  $f = 680.5$  MHz;  $\sigma = 0.849$  S/m;  $\epsilon_r = 43.591$ ;  $\rho = 1000$  kg/m<sup>3</sup>

Dasy Configuration:

- Area Scan Setting: Find Secondary Maximum within 2.0 dB and with a peak SAR value greater than 0.0012 W/kg
- Electronics: DAE4 Sn1547; Calibrated: 4/21/2022
- Probe: EX3DV4 - SN3989; ConvF(10.59, 10.59, 10.59) @ 680.5 MHz; Calibrated: 1/19/2022
- Sensor-Surface: 1.4mm (Mechanical Surface Detection)
- Phantom: SAM with CRP v5.0; Type: QD000P40CD; Serial: TP:xxxx

**LHS/Touch\_QPSK RB 1,49 Ch 133297/Area Scan (9x14x1):** Measurement grid: dx=15mm, dy=15mm

[Info: Interpolated medium parameters used for SAR evaluation.](#)

Maximum value of SAR (measured) = 0.886 W/kg

**LHS/Touch\_QPSK RB 1,49 Ch 133297/Zoom Scan (6x5x7)/Cube 0:** Measurement grid: dx=8mm, dy=8mm, dz=5mm

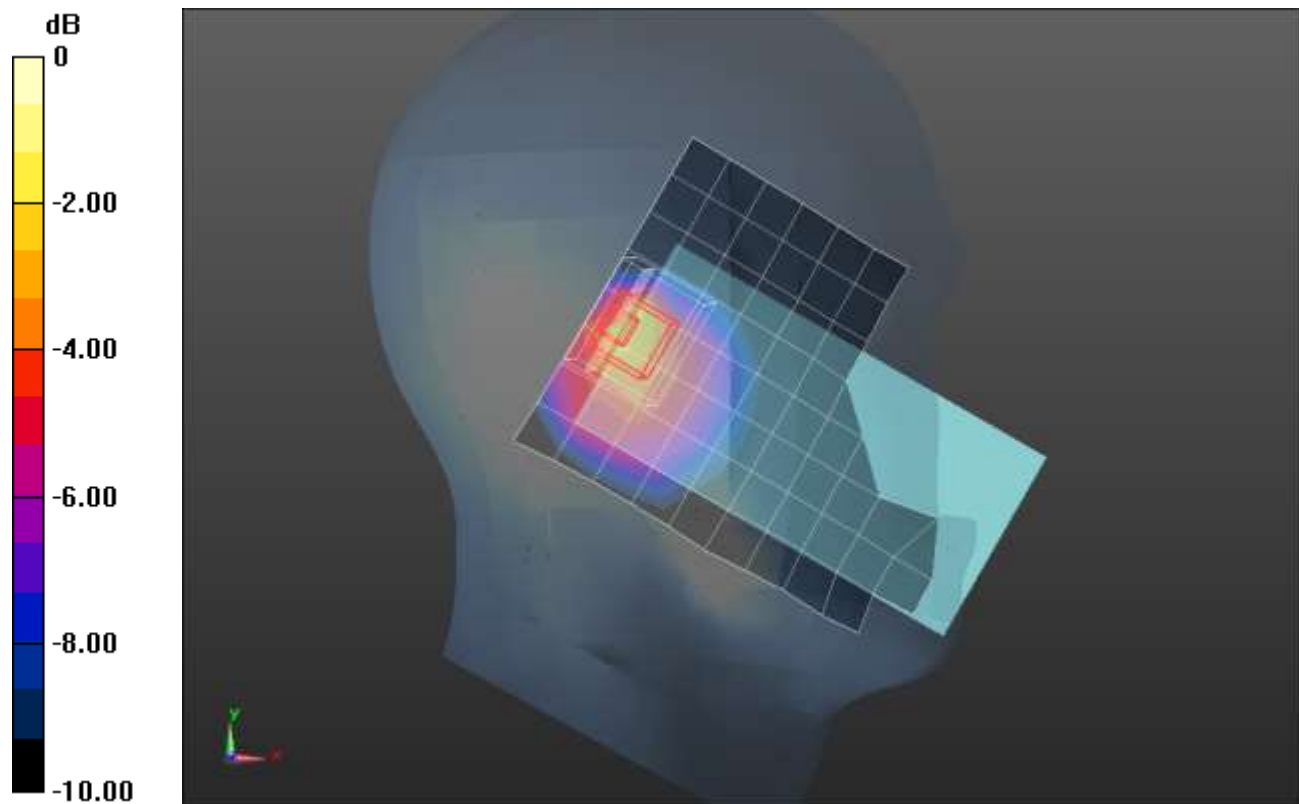
Reference Value = 27.79 V/m; Power Drift = 0.12 dB

Peak SAR (extrapolated) = 2.23 W/kg

**SAR(1 g) = 0.735 W/kg; SAR(10 g) = 0.385 W/kg**

[Info: Interpolated medium parameters used for SAR evaluation.](#)

Maximum value of SAR (measured) = 1.53 W/kg



0 dB = 1.53 W/kg = 1.85 dBW/kg

## LTE Band 71 ANT 2

Frequency: 680.5 MHz; Duty Cycle: 1:1; Room Ambient Temperature: 24.0°C; Liquid Temperature: 23.0°C  
 Medium parameters used (interpolated):  $f = 680.5$  MHz;  $\sigma = 0.849$  S/m;  $\epsilon_r = 43.591$ ;  $\rho = 1000$  kg/m<sup>3</sup>

Dasy Configuration:

- Area Scan Setting: Find Secondary Maximum within 2.0 dB and with a peak SAR value greater than 0.0012 W/kg
- Electronics: DAE4 Sn1547; Calibrated: 4/21/2022
- Probe: EX3DV4 - SN3989; ConvF(10.59, 10.59, 10.59) @ 680.5 MHz; Calibrated: 1/19/2022
- Sensor-Surface: 1.4mm (Mechanical Surface Detection)
- Phantom: SAM with CRP v5.0; Type: QD000P40CD; Serial: TP:xxxx

**Rear/QPSK RB 1,49Ch 133297/Area Scan (10x14x1):** Measurement grid: dx=15mm, dy=15mm

[Info: Interpolated medium parameters used for SAR evaluation.](#)

Maximum value of SAR (measured) = 0.743 W/kg

**Rear/QPSK RB 1,49Ch 133297/Zoom Scan (5x5x7)/Cube 0:** Measurement grid: dx=8mm, dy=8mm, dz=5mm

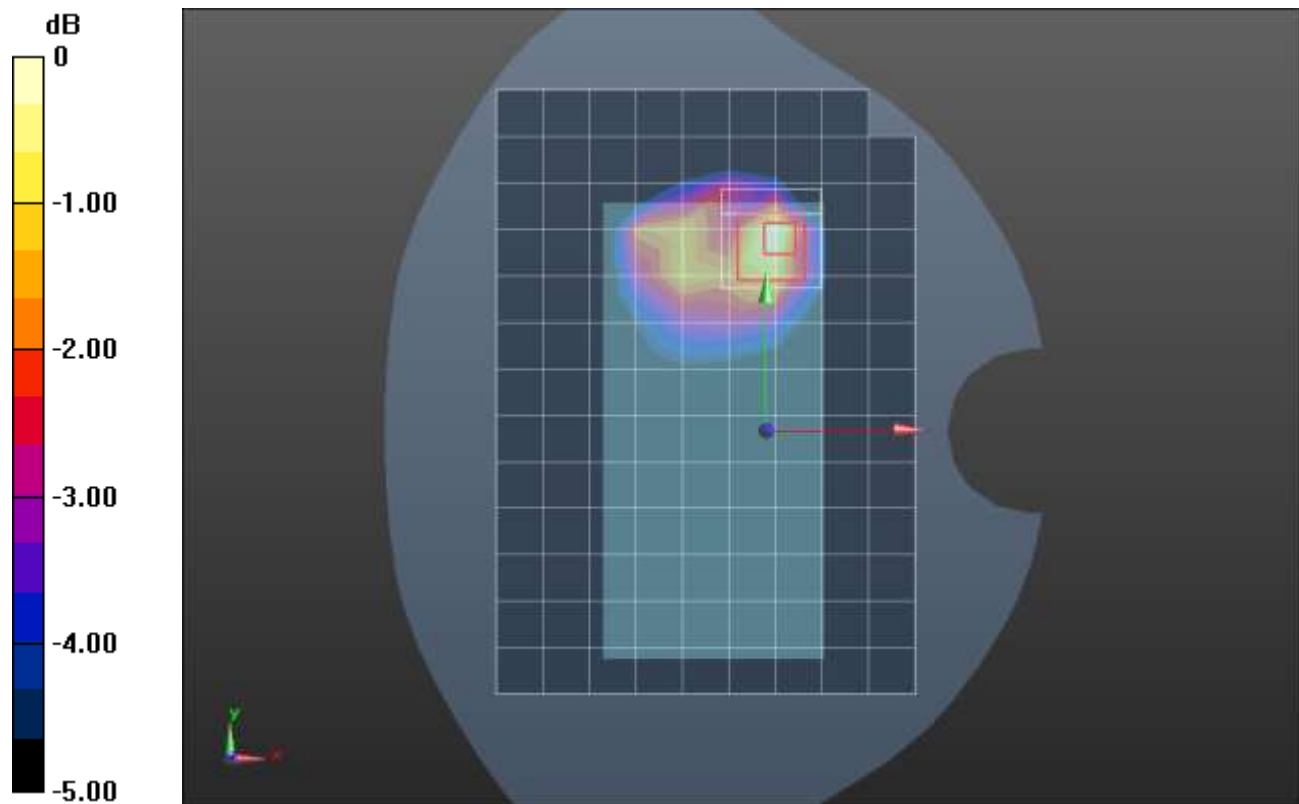
Reference Value = 25.83 V/m; Power Drift = -0.03 dB

Peak SAR (extrapolated) = 0.981 W/kg

**SAR(1 g) = 0.437 W/kg; SAR(10 g) = 0.244 W/kg**

[Info: Interpolated medium parameters used for SAR evaluation.](#)

Maximum value of SAR (measured) = 0.716 W/kg



0 dB = 0.716 W/kg = -1.45 dBW/kg



### Wi-Fi 2.4GHz ANT 3 CELL OFF

Frequency: 2437 MHz; Duty Cycle: 1:1; Room Ambient Temperature: 24.0°C; Liquid Temperature: 23.0°C  
Medium parameters used (interpolated):  $f = 2437$  MHz;  $\sigma = 1.808$  S/m;  $\epsilon_r = 39.966$ ;  $\rho = 1000$  kg/m<sup>3</sup>

Dasy Configuration:

- Area Scan Setting: Find Secondary Maximum within 2.0 dB and with a peak SAR value greater than 0.0012 W/kg
- Electronics: DAE4 Sn1377; Calibrated: 9/20/2021
- Probe: EX3DV4 - SN3885; ConvF(7.39, 7.39, 7.39) @ 2437 MHz; Calibrated: 9/23/2021
- Sensor-Surface: 1.4mm (Mechanical Surface Detection)
- Phantom: Twin-SAM V5.0 (20deg probe tilt); Type: QD 000 P40 CD; Serial: xxxx

**LHS/Touch\_802.11b\_ch 6/Area Scan (11x16x1):** Measurement grid: dx=12mm, dy=12mm

Maximum value of SAR (measured) = 0.323 W/kg

**LHS/Touch\_802.11b\_ch 6/Zoom Scan (7x7x7)/Cube 0:** Measurement grid: dx=5mm, dy=5mm, dz=5mm

Reference Value = 12.33 V/m; Power Drift = 0.19 dB

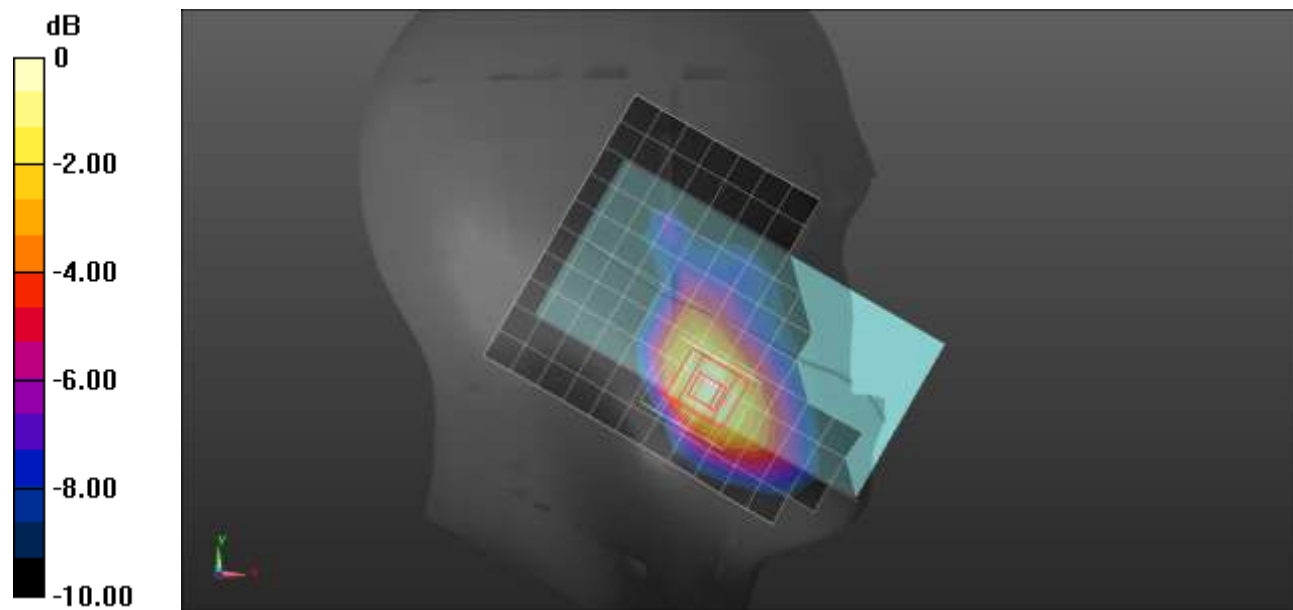
Peak SAR (extrapolated) = 0.413 W/kg

**SAR(1 g) = 0.237 W/kg; SAR(10 g) = 0.132 W/kg**

Smallest distance from peaks to all points 3 dB below = 11.4 mm

Ratio of SAR at M2 to SAR at M1 = 57.4%

Maximum value of SAR (measured) = 0.348 W/kg



0 dB = 0.348 W/kg = -4.58 dBW/kg

### Wi-Fi 2.4GHz ANT 3 CELL OFF

Frequency: 2437 MHz; Duty Cycle: 1:1; Room Ambient Temperature: 24.0°C; Liquid Temperature: 23.0°C  
Medium parameters used (interpolated):  $f = 2437$  MHz;  $\sigma = 1.723$  S/m;  $\epsilon_r = 40.778$ ;  $\rho = 1000$  kg/m<sup>3</sup>

Dasy Configuration:

- Area Scan Setting: Find Secondary Maximum within 2.0 dB and with a peak SAR value greater than 0.0012 W/kg
- Electronics: DAE4 Sn1377; Calibrated: 9/20/2021
- Probe: EX3DV4 - SN3885; ConvF(7.39, 7.39, 7.39) @ 2437 MHz; Calibrated: 9/23/2021
- Sensor-Surface: 1.4mm (Mechanical Surface Detection)
- Phantom: Twin-SAM V5.0 (20deg probe tilt); Type: QD 000 P40 CD; Serial: xxxx

**Rear/802.11b\_ch 6/Area Scan (10x17x1):** Measurement grid: dx=12mm, dy=12mm

Maximum value of SAR (measured) = 0.654 W/kg

**Rear/802.11b\_ch 6/Zoom Scan (7x8x7)/Cube 0:** Measurement grid: dx=5mm, dy=5mm, dz=5mm

Reference Value = 18.77 V/m; Power Drift = -0.02 dB

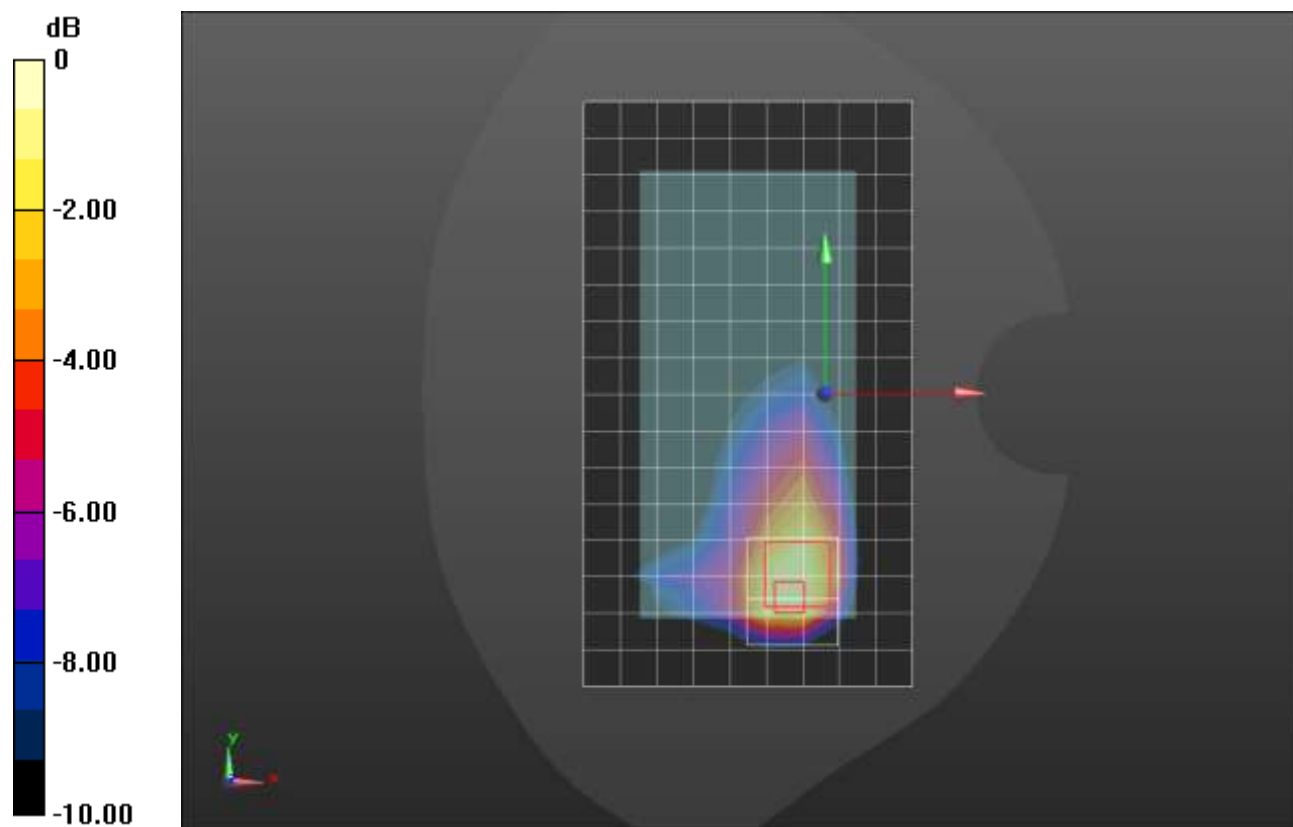
Peak SAR (extrapolated) = 1.03 W/kg

**SAR(1 g) = 0.435 W/kg; SAR(10 g) = 0.232 W/kg**

Smallest distance from peaks to all points 3 dB below = 9.4 mm

Ratio of SAR at M2 to SAR at M1 = 40.6%

Maximum value of SAR (measured) = 0.767 W/kg



0 dB = 0.767 W/kg = -1.15 dBW/kg

## Wi-Fi 2.4GHz ANT 3 CELL OFF

Frequency: 2412 MHz; Duty Cycle: 1:1; Room Ambient Temperature: 24.0°C; Liquid Temperature: 23.0°C  
 Medium parameters used (interpolated):  $f = 2412 \text{ MHz}$ ;  $\sigma = 1.754 \text{ S/m}$ ;  $\epsilon_r = 41.199$ ;  $\rho = 1000 \text{ kg/m}^3$

Dasy Configuration:

- Area Scan Setting: Find Secondary Maximum within 2.0 dB and with a peak SAR value greater than 0.0012 W/kg
- Electronics: DAE4 Sn1377; Calibrated: 9/20/2021
- Probe: EX3DV4 - SN3885; ConvF(7.39, 7.39, 7.39) @ 2412 MHz; Calibrated: 9/23/2021
- Sensor-Surface: 1.4mm (Mechanical Surface Detection)
- Phantom: Twin-SAM V5.0 (20deg probe tilt); Type: QD 000 P40 CD; Serial: xxxx

**Edge 4/802.11b\_ch 1/Area Scan (7x17x1):** Measurement grid:  $dx=12\text{mm}$ ,  $dy=12\text{mm}$

Maximum value of SAR (measured) = 1.38 W/kg

**Edge 4/802.11b\_ch 1/Zoom Scan (7x9x7)/Cube 0:** Measurement grid:  $dx=5\text{mm}$ ,  $dy=5\text{mm}$ ,  $dz=5\text{mm}$

Reference Value = 25.79 V/m; Power Drift = 0.03 dB

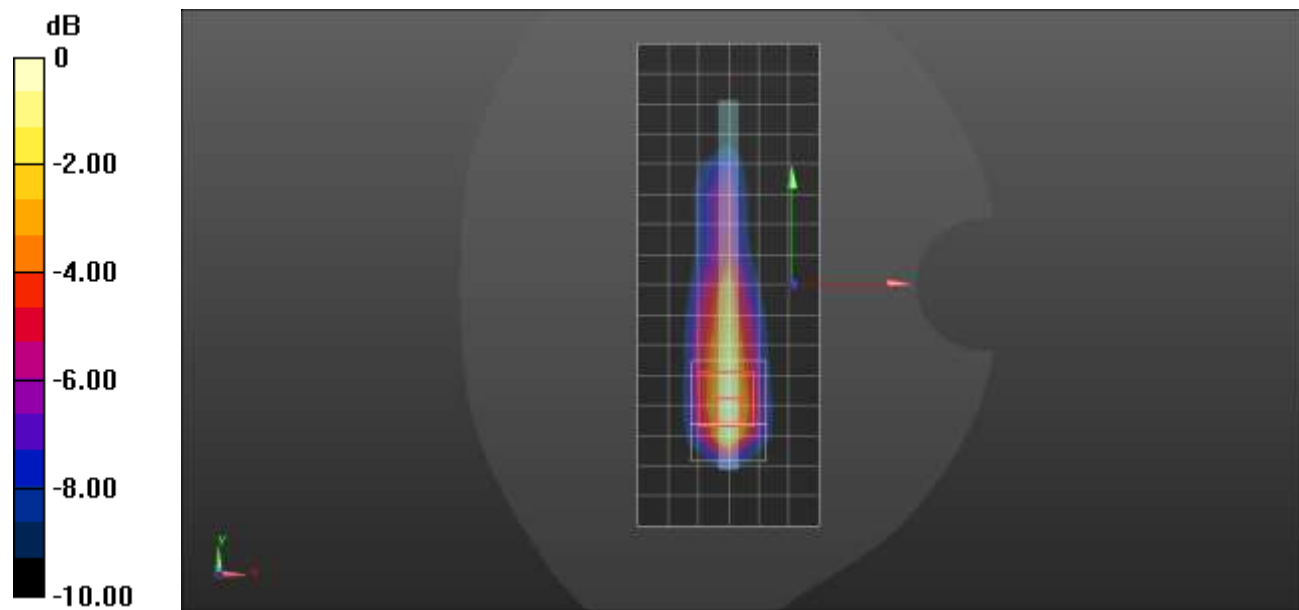
Peak SAR (extrapolated) = 1.84 W/kg

**SAR(1 g) = 0.832 W/kg; SAR(10 g) = 0.388 W/kg**

Smallest distance from peaks to all points 3 dB below = 8 mm

Ratio of SAR at M2 to SAR at M1 = 44.4%

Maximum value of SAR (measured) = 1.43 W/kg



0 dB = 1.43 W/kg = 1.55 dBW/kg

### Wi-Fi 2.4GHz ANT 4 CELL OFF

Frequency: 2437 MHz; Duty Cycle: 1:1; Room Ambient Temperature: 24.0°C; Liquid Temperature: 23.0°C  
Medium parameters used (interpolated):  $f = 2437$  MHz;  $\sigma = 1.723$  S/m;  $\epsilon_r = 40.778$ ;  $\rho = 1000$  kg/m<sup>3</sup>

Dasy Configuration:

- Area Scan Setting: Find Secondary Maximum within 2.0 dB and with a peak SAR value greater than 0.0012 W/kg
- Electronics: DAE4 Sn1377; Calibrated: 9/20/2021
- Probe: EX3DV4 - SN3885; ConvF(7.39, 7.39, 7.39) @ 2437 MHz; Calibrated: 9/23/2021
- Sensor-Surface: 1.4mm (Mechanical Surface Detection)
- Phantom: Twin-SAM V5.0 (20deg probe tilt); Type: QD 000 P40 CD; Serial: xxxx

**LHS/Touch\_802.11b\_ch 6/Area Scan (11x15x1):** Measurement grid: dx=12mm, dy=12mm

Maximum value of SAR (measured) = 1.50 W/kg

**LHS/Touch\_802.11b\_ch 6/Zoom Scan (7x7x7)/Cube 0:** Measurement grid: dx=5mm, dy=5mm, dz=5mm

Reference Value = 24.03 V/m; Power Drift = 0.14 dB

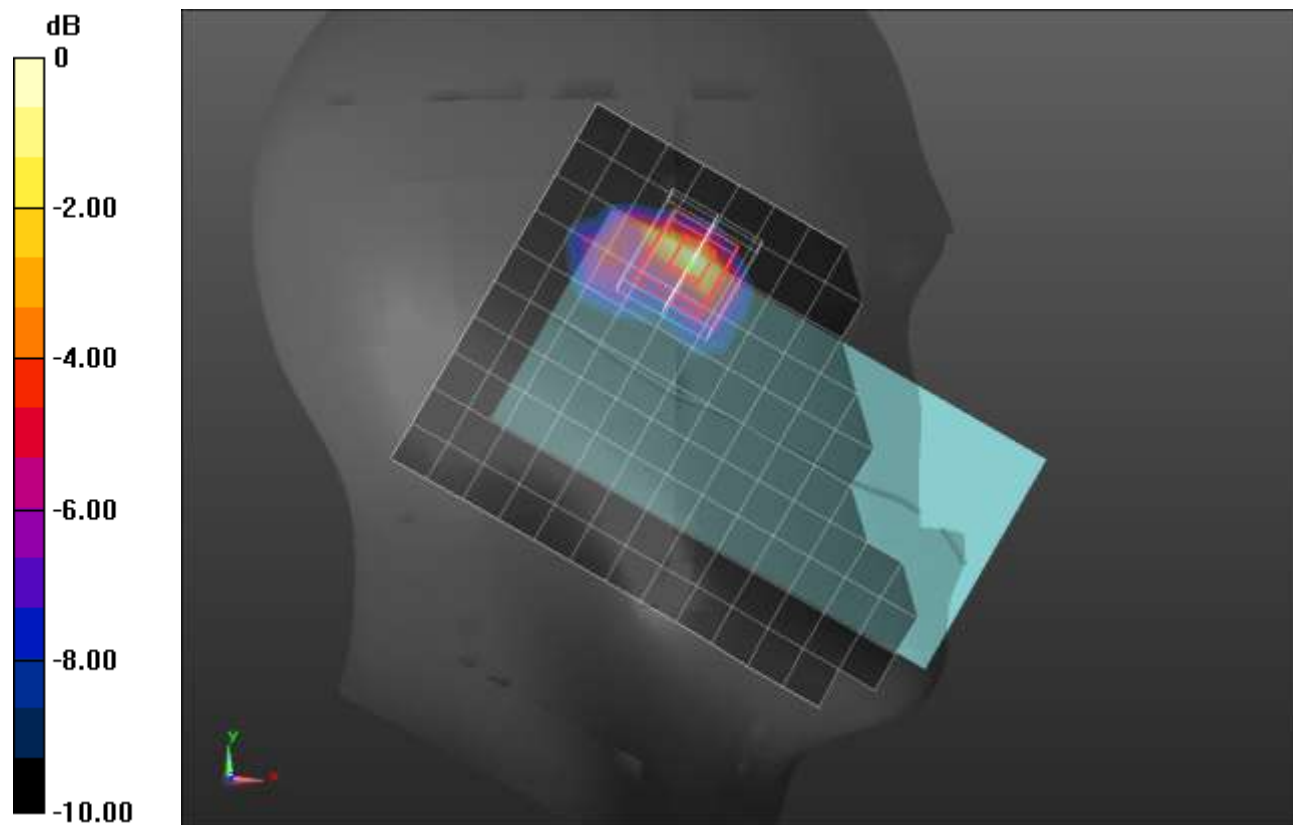
Peak SAR (extrapolated) = 2.00 W/kg

**SAR(1 g) = 0.749 W/kg; SAR(10 g) = 0.309 W/kg**

Smallest distance from peaks to all points 3 dB below = 6.4 mm

Ratio of SAR at M2 to SAR at M1 = 38.2%

Maximum value of SAR (measured) = 1.52 W/kg



0 dB = 1.52 W/kg = 1.82 dBW/kg

## Wi-Fi 2.4GHz ANT 4 CELL OFF

Frequency: 2437 MHz; Duty Cycle: 1:1; Room Ambient Temperature: 24.0°C; Liquid Temperature: 23.0°C  
 Medium parameters used (interpolated):  $f = 2437$  MHz;  $\sigma = 1.743$  S/m;  $\epsilon_r = 38.373$ ;  $\rho = 1000$  kg/m<sup>3</sup>

Dasy Configuration:

- Area Scan Setting: Find Secondary Maximum within 2.0 dB and with a peak SAR value greater than 0.0012 W/kg
- Electronics: DAE4 Sn1377; Calibrated: 9/20/2021
- Probe: EX3DV4 - SN3885; ConvF(7.39, 7.39, 7.39) @ 2437 MHz; Calibrated: 9/23/2021
- Sensor-Surface: 1.4mm (Mechanical Surface Detection)
- Phantom: Twin-SAM V5.0 (20deg probe tilt); Type: QD 000 P40 CD; Serial: xxxx

**Rear/802.11b\_ch 6/Area Scan (10x17x1):** Measurement grid: dx=12mm, dy=12mm

Maximum value of SAR (measured) = 0.863 W/kg

**Rear/802.11b\_ch 6/Zoom Scan (8x9x7)/Cube 0:** Measurement grid: dx=5mm, dy=5mm, dz=5mm

Reference Value = 20.57 V/m; Power Drift = 0.06 dB

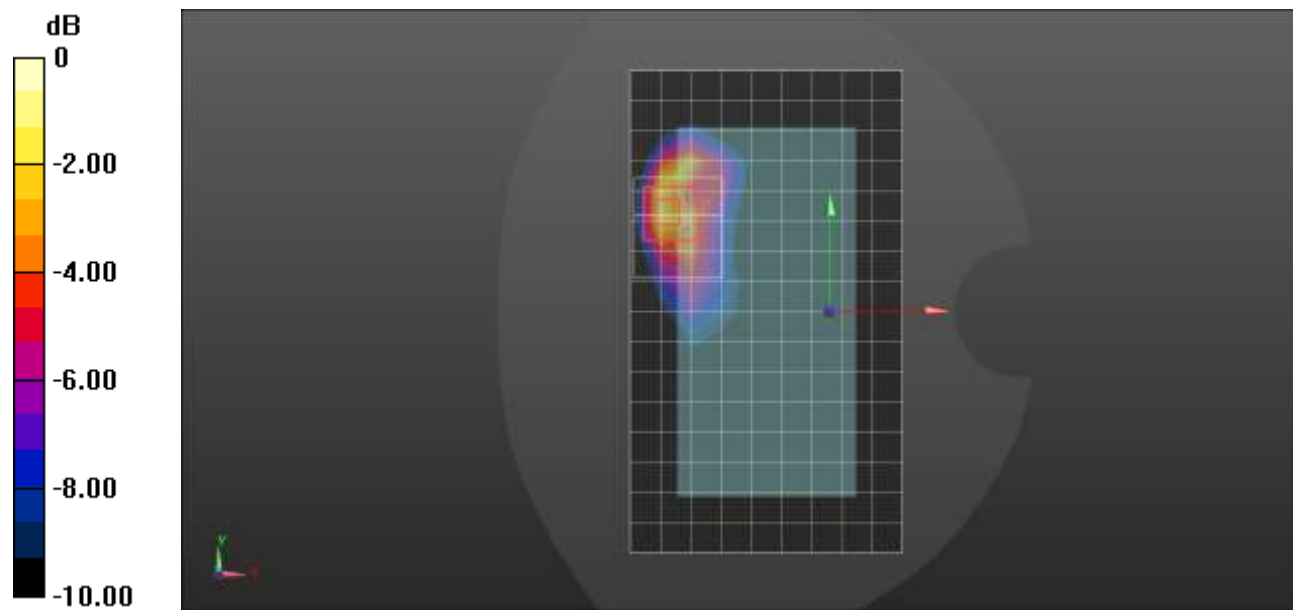
Peak SAR (extrapolated) = 1.36 W/kg

**SAR(1 g) = 0.596 W/kg; SAR(10 g) = 0.260 W/kg**

Smallest distance from peaks to all points 3 dB below = 4.1 mm

Ratio of SAR at M2 to SAR at M1 = 46.9%

Maximum value of SAR (measured) = 1.04 W/kg



0 dB = 1.04 W/kg = 0.17 dBW/kg

## Wi-Fi 2.4GHz ANT 4 CELL OFF

Frequency: 2462 MHz; Duty Cycle: 1:1; Room Ambient Temperature: 24.0°C; Liquid Temperature: 23.0°C  
 Medium parameters used (interpolated):  $f = 2462$  MHz;  $\sigma = 1.762$  S/m;  $\epsilon_r = 38.345$ ;  $\rho = 1000$  kg/m<sup>3</sup>

Dasy Configuration:

- Area Scan Setting: Find Secondary Maximum within 2.0 dB and with a peak SAR value greater than 0.0012 W/kg
- Electronics: DAE4 Sn1377; Calibrated: 9/20/2021
- Probe: EX3DV4 - SN3885; ConvF(7.39, 7.39, 7.39) @ 2462 MHz; Calibrated: 9/23/2021
- Sensor-Surface: 1.4mm (Mechanical Surface Detection)
- Phantom: Twin-SAM V5.0 (20deg probe tilt); Type: QD 000 P40 CD; Serial: xxxx

**Edge 2/802.11b\_ch 11/Area Scan (7x17x1):** Measurement grid: dx=12mm, dy=12mm

Maximum value of SAR (measured) = 1.04 W/kg

**Edge 2/802.11b\_ch 11/Zoom Scan (7x7x7)/Cube 0:** Measurement grid: dx=5mm, dy=5mm, dz=5mm

Reference Value = 22.92 V/m; Power Drift = -0.09 dB

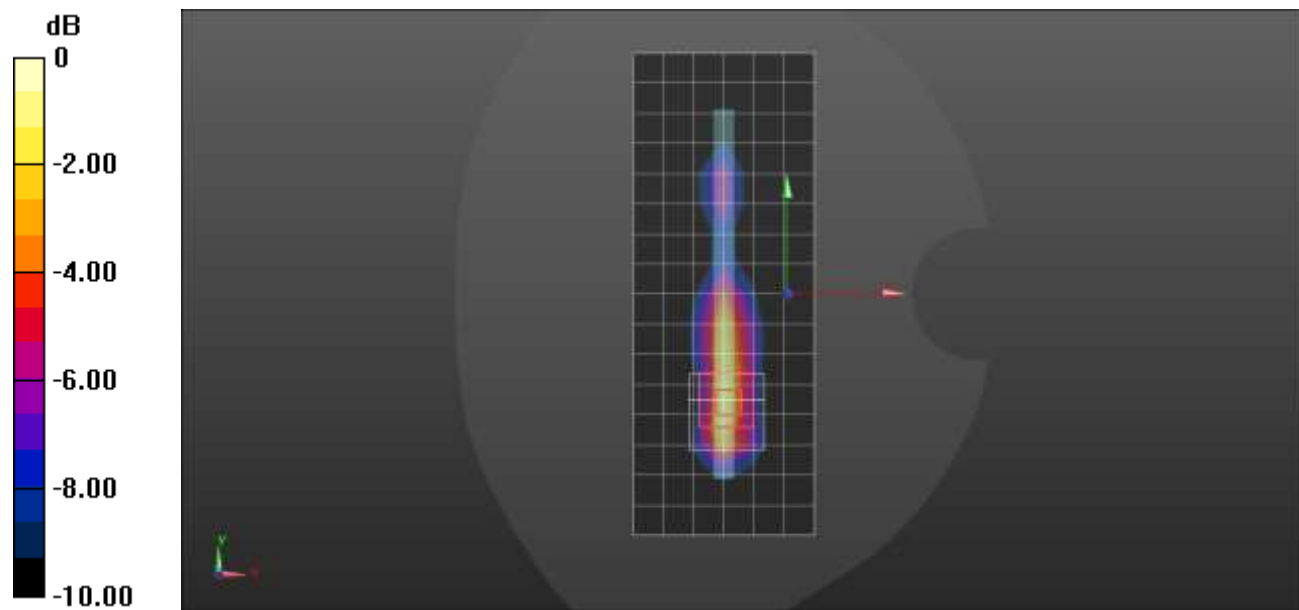
Peak SAR (extrapolated) = 1.48 W/kg

**SAR(1 g) = 0.670 W/kg; SAR(10 g) = 0.288 W/kg**

Smallest distance from peaks to all points 3 dB below = 6 mm

Ratio of SAR at M2 to SAR at M1 = 48.2%

Maximum value of SAR (measured) = 1.18 W/kg



0 dB = 1.18 W/kg = 0.72 dBW/kg

### Wi-Fi 2.4GHz ANT 3 CELL ON

Frequency: 2437 MHz; Duty Cycle: 1:1; Room Ambient Temperature: 24.0°C; Liquid Temperature: 23.0°C  
Medium parameters used (interpolated):  $f = 2437$  MHz;  $\sigma = 1.736$  S/m;  $\epsilon_r = 40.47$ ;  $\rho = 1000$  kg/m<sup>3</sup>

Dasy Configuration:

- Area Scan Setting: Find Secondary Maximum within 2.0 dB and with a peak SAR value greater than 0.0012 W/kg
- Electronics: DAE4 Sn1544; Calibrated: 1/7/2022
- Probe: EX3DV4 - SN7448; ConvF(7.63, 7.63, 7.63) @ 2437 MHz; Calibrated: 2/25/2022
- Sensor-Surface: 1.4mm (Mechanical Surface Detection)
- Phantom: Twin-SAM V5.0 (30deg probe tilt); Type: QD 000 P40 CD; Serial: xxxx

**LHS/Touch\_802.11b\_ch 6/Area Scan (9x16x1):** Measurement grid: dx=12mm, dy=12mm

Maximum value of SAR (measured) = 0.212 W/kg

**LHS/Touch\_802.11b\_ch 6/Zoom Scan (7x7x7)/Cube 0:** Measurement grid: dx=5mm, dy=5mm, dz=5mm

Reference Value = 10.25 V/m; Power Drift = 0.14 dB

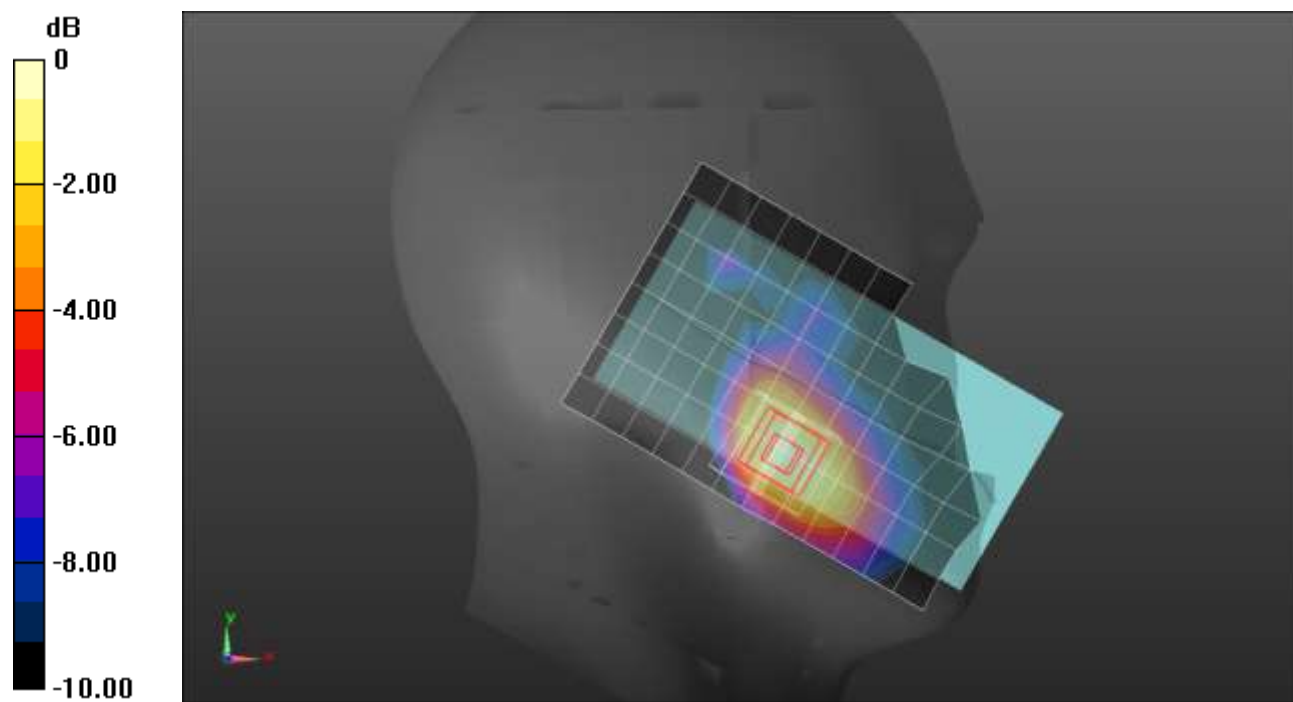
Peak SAR (extrapolated) = 0.265 W/kg

**SAR(1 g) = 0.150 W/kg; SAR(10 g) = 0.086 W/kg**

Smallest distance from peaks to all points 3 dB below = 12.3 mm

Ratio of SAR at M2 to SAR at M1 = 57.9%

Maximum value of SAR (measured) = 0.220 W/kg



0 dB = 0.220 W/kg = -6.58 dBW/kg

### Wi-Fi 2.4GHz ANT 3 CELL ON

Frequency: 2437 MHz; Duty Cycle: 1:1; Room Ambient Temperature: 24.0°C; Liquid Temperature: 23.0°C  
 Medium parameters used (interpolated):  $f = 2437$  MHz;  $\sigma = 1.736$  S/m;  $\epsilon_r = 40.47$ ;  $\rho = 1000$  kg/m<sup>3</sup>

Dasy Configuration:

- Area Scan Setting: Find Secondary Maximum within 2.0 dB and with a peak SAR value greater than 0.0012 W/kg
- Electronics: DAE4 Sn1544; Calibrated: 1/7/2022
- Probe: EX3DV4 - SN7448; ConvF(7.63, 7.63, 7.63) @ 2437 MHz; Calibrated: 2/25/2022
- Sensor-Surface: 1.4mm (Mechanical Surface Detection)
- Phantom: Twin-SAM V5.0 (30deg probe tilt); Type: QD 000 P40 CD; Serial: xxxx

**Rear/802.11b\_ch 6/Area Scan (10x17x1):** Measurement grid: dx=12mm, dy=12mm

Maximum value of SAR (measured) = 0.354 W/kg

**Rear/802.11b\_ch 6/Zoom Scan (7x7x7)/Cube 0:** Measurement grid: dx=5mm, dy=5mm, dz=5mm

Reference Value = 12.95 V/m; Power Drift = 0.03 dB

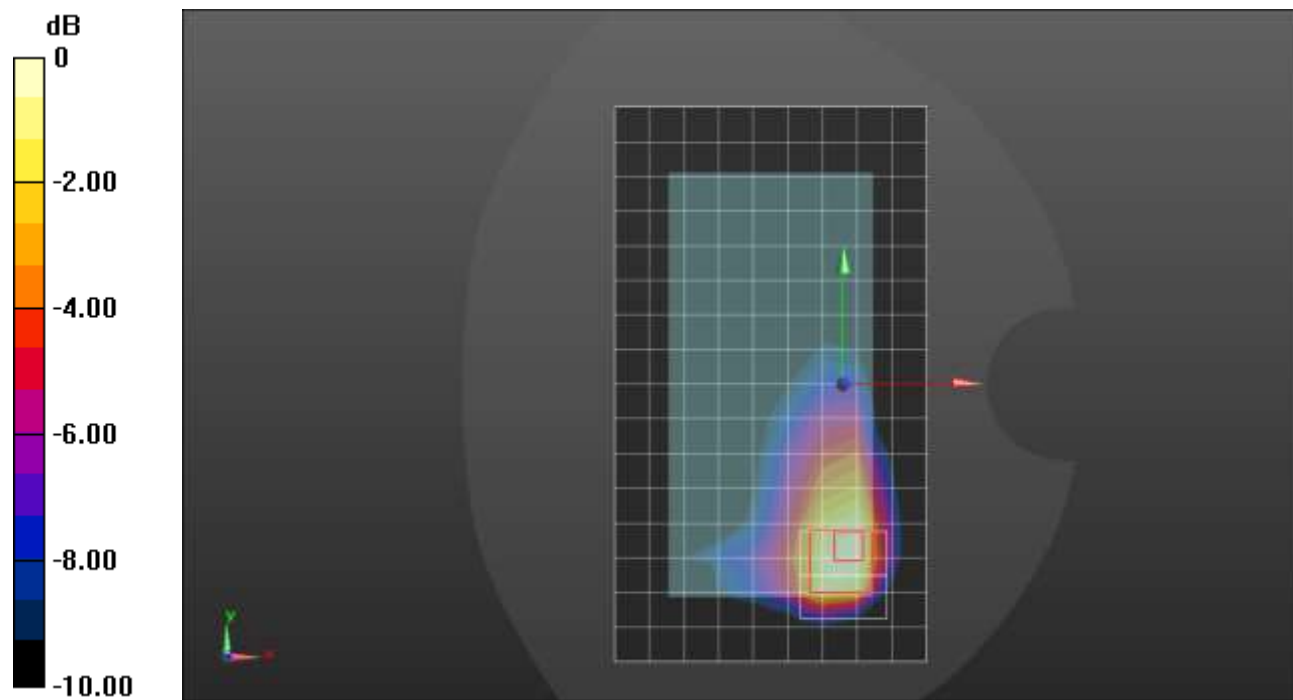
Peak SAR (extrapolated) = 0.499 W/kg

**SAR(1 g) = 0.226 W/kg; SAR(10 g) = 0.114 W/kg**

Smallest distance from peaks to all points 3 dB below = 8 mm

Ratio of SAR at M2 to SAR at M1 = 39.6%

Maximum value of SAR (measured) = 0.358 W/kg



0 dB = 0.358 W/kg = -4.46 dBW/kg



## Wi-Fi 2.4GHz ANT 3 CELL ON

Frequency: 2437 MHz; Duty Cycle: 1:1; Room Ambient Temperature: 24.0°C; Liquid Temperature: 23.0°C  
 Medium parameters used (interpolated):  $f = 2437$  MHz;  $\sigma = 1.794$  S/m;  $\epsilon_r = 40.677$ ;  $\rho = 1000$  kg/m<sup>3</sup>

Dasy Configuration:

- Area Scan Setting: Find Secondary Maximum within 2.0 dB and with a peak SAR value greater than 0.0012 W/kg
- Electronics: DAE4 Sn1377; Calibrated: 9/20/2021
- Probe: EX3DV4 - SN3885; ConvF(7.39, 7.39, 7.39) @ 2437 MHz; Calibrated: 9/23/2021
- Sensor-Surface: 1.4mm (Mechanical Surface Detection)
- Phantom: Twin-SAM V5.0 (20deg probe tilt); Type: QD 000 P40 CD; Serial: xxxx

**Edge 4/802.11b\_ch 6/Area Scan (7x17x1):** Measurement grid: dx=12mm, dy=12mm

Maximum value of SAR (measured) = 0.703 W/kg

**Edge 4/802.11b\_ch 6/Zoom Scan (7x7x7)/Cube 0:** Measurement grid: dx=5mm, dy=5mm, dz=5mm

Reference Value = 17.96 V/m; Power Drift = 0.03 dB

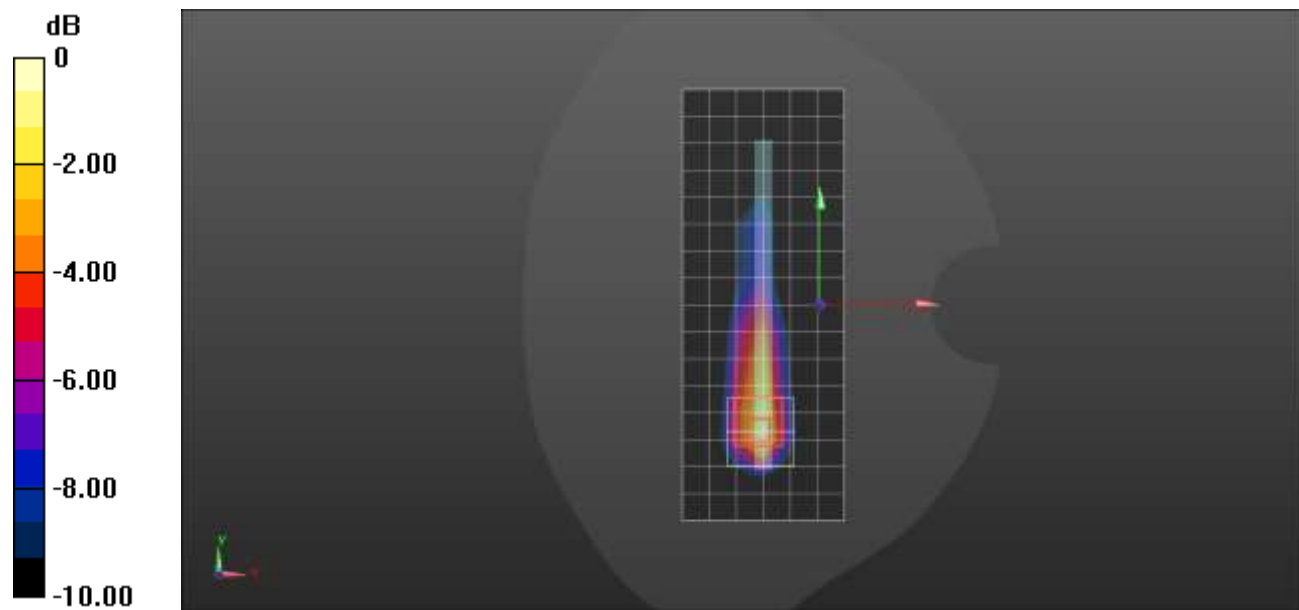
Peak SAR (extrapolated) = 0.961 W/kg

**SAR(1 g) = 0.415 W/kg; SAR(10 g) = 0.184 W/kg**

Smallest distance from peaks to all points 3 dB below = 7.6 mm

Ratio of SAR at M2 to SAR at M1 = 45.3%

Maximum value of SAR (measured) = 0.726 W/kg



0 dB = 0.726 W/kg = -1.39 dBW/kg

### Wi-Fi 2.4GHz ANT 4 CELL ON

Frequency: 2437 MHz; Duty Cycle: 1:1; Room Ambient Temperature: 24.0°C; Liquid Temperature: 23.0°C  
Medium parameters used (interpolated):  $f = 2437$  MHz;  $\sigma = 1.722$  S/m;  $\epsilon_r = 38.005$ ;  $\rho = 1000$  kg/m<sup>3</sup>

Dasy Configuration:

- Area Scan Setting: Find Secondary Maximum within 2.0 dB and with a peak SAR value greater than 0.0012 W/kg
- Electronics: DAE4 Sn1377; Calibrated: 9/20/2021
- Probe: EX3DV4 - SN3885; ConvF(7.39, 7.39, 7.39) @ 2437 MHz; Calibrated: 9/23/2021
- Sensor-Surface: 1.4mm (Mechanical Surface Detection (Locations From Previous Scan Used)), Sensor-Surface: 1.4mm (Mechanical Surface Detection)
- Phantom: Twin-SAM V5.0 (20deg probe tilt); Type: QD 000 P40 CD; Serial: xxxx

**LHS/Touch\_802.11b\_ch 6/Area Scan (9x17x1):** Measurement grid: dx=12mm, dy=12mm

Maximum value of SAR (measured) = 0.383 W/kg

**LHS/Touch\_802.11b\_ch 6/Zoom Scan (7x7x7)/Cube 0:** Measurement grid: dx=5mm, dy=5mm, dz=5mm

Reference Value = 12.73 V/m; Power Drift = 0.18 dB

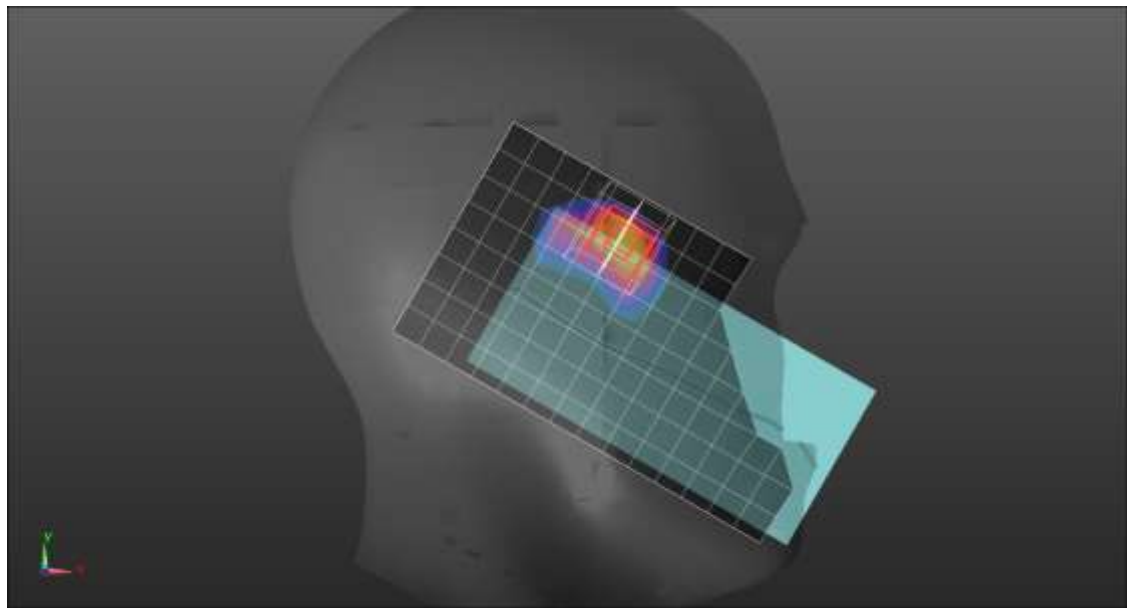
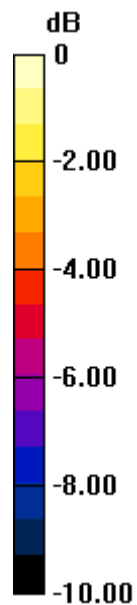
Peak SAR (extrapolated) = 0.920 W/kg

**SAR(1 g) = 0.343 W/kg; SAR(10 g) = 0.138 W/kg**

Smallest distance from peaks to all points 3 dB below = 5.9 mm

Ratio of SAR at M2 to SAR at M1 = 37.6%

Maximum value of SAR (measured) = 0.622 W/kg



0 dB = 0.622 W/kg = -2.06 dBW/kg

### Wi-Fi 2.4GHz ANT 4 CELL ON

Frequency: 2437 MHz; Duty Cycle: 1:1; Room Ambient Temperature: 24.0°C; Liquid Temperature: 23.0°C  
Medium parameters used (interpolated):  $f = 2437$  MHz;  $\sigma = 1.743$  S/m;  $\epsilon_r = 38.373$ ;  $\rho = 1000$  kg/m<sup>3</sup>

Dasy Configuration:

- Area Scan Setting: Find Secondary Maximum within 2.0 dB and with a peak SAR value greater than 0.0012 W/kg
- Electronics: DAE4 Sn1377; Calibrated: 9/20/2021
- Probe: EX3DV4 - SN3885; ConvF(7.39, 7.39, 7.39) @ 2437 MHz; Calibrated: 9/23/2021
- Sensor-Surface: 1.4mm (Mechanical Surface Detection)
- Phantom: Twin-SAM V5.0 (20deg probe tilt); Type: QD 000 P40 CD; Serial: xxxx

**Rear/802.11b\_ch 6/Area Scan (10x17x1):** Measurement grid: dx=12mm, dy=12mm

Maximum value of SAR (measured) = 0.429 W/kg

**Rear/802.11b\_ch 6/Zoom Scan (7x7x7)/Cube 0:** Measurement grid: dx=5mm, dy=5mm, dz=5mm

Reference Value = 14.67 V/m; Power Drift = -0.14 dB

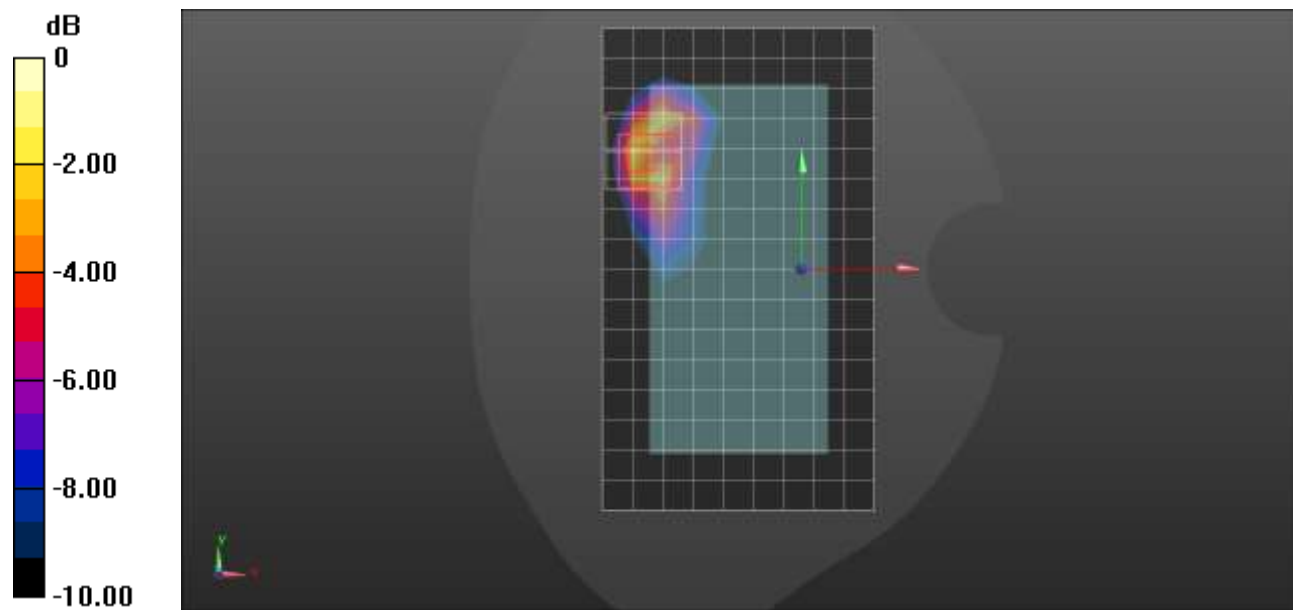
Peak SAR (extrapolated) = 0.715 W/kg

**SAR(1 g) = 0.312 W/kg; SAR(10 g) = 0.134 W/kg**

Smallest distance from peaks to all points 3 dB below = 6 mm

Ratio of SAR at M2 to SAR at M1 = 44.8%

Maximum value of SAR (measured) = 0.567 W/kg



0 dB = 0.567 W/kg = -2.46 dBW/kg

## Wi-Fi 2.4GHz ANT 4 CELL ON

Frequency: 2437 MHz; Duty Cycle: 1:1; Room Ambient Temperature: 24.0°C; Liquid Temperature: 23.0°C  
 Medium parameters used (interpolated):  $f = 2437$  MHz;  $\sigma = 1.722$  S/m;  $\epsilon_r = 38.005$ ;  $\rho = 1000$  kg/m<sup>3</sup>

Dasy Configuration:

- Area Scan Setting: Find Secondary Maximum within 2.0 dB and with a peak SAR value greater than 0.0012 W/kg
- Electronics: DAE4 Sn1377; Calibrated: 9/20/2021
- Probe: EX3DV4 - SN3885; ConvF(7.39, 7.39, 7.39) @ 2437 MHz; Calibrated: 9/23/2021
- Sensor-Surface: 1.4mm (Mechanical Surface Detection)
- Phantom: Twin-SAM V5.0 (20deg probe tilt); Type: QD 000 P40 CD; Serial: xxxx

**Edge 2/802.11b\_ch 6/Area Scan (7x17x1):** Measurement grid: dx=12mm, dy=12mm

Maximum value of SAR (measured) = 0.652 W/kg

**Edge 2/802.11b\_ch 6/Zoom Scan (7x7x7)/Cube 0:** Measurement grid: dx=5mm, dy=5mm, dz=5mm

Reference Value = 17.64 V/m; Power Drift = 0.00 dB

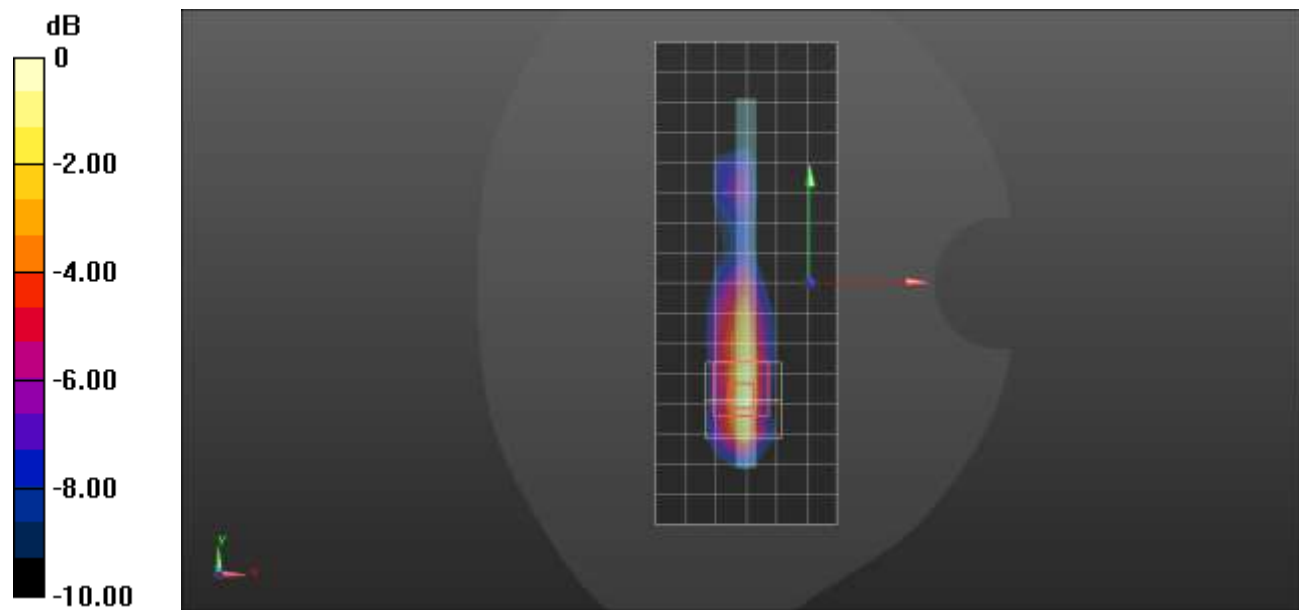
Peak SAR (extrapolated) = 0.858 W/kg

**SAR(1 g) = 0.375 W/kg; SAR(10 g) = 0.159 W/kg**

Smallest distance from peaks to all points 3 dB below = 6.3 mm

Ratio of SAR at M2 to SAR at M1 = 45.1%

Maximum value of SAR (measured) = 0.678 W/kg



0 dB = 0.678 W/kg = -1.69 dBW/kg

### Wi-Fi 5.3GHz ANT 5 CELL OFF

Frequency: 5270 MHz; Duty Cycle: 1:1; Room Ambient Temperature: 24.0°C; Liquid Temperature: 23.0°C

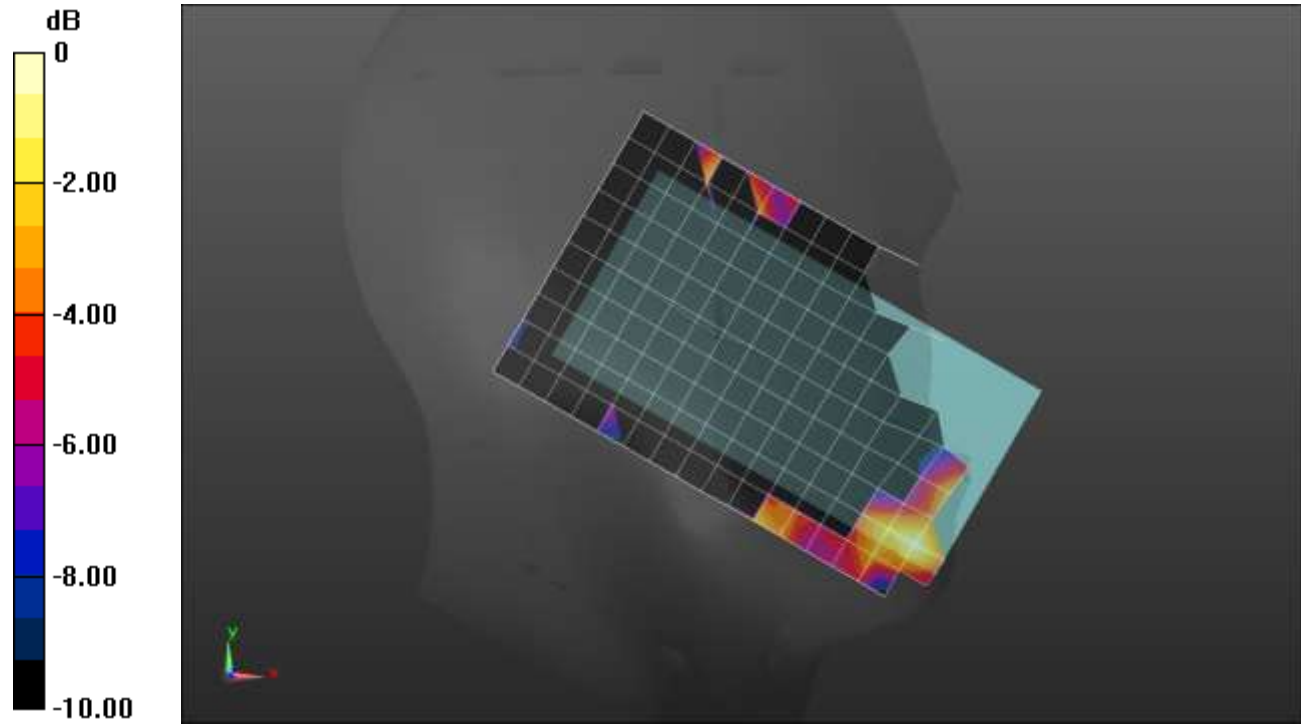
Medium parameters used:  $f = 5270$  MHz;  $\sigma = 4.614$  S/m;  $\epsilon_r = 36.632$ ;  $\rho = 1000$  kg/m<sup>3</sup>

Dasy Configuration:

- Area Scan Setting: Find Secondary Maximum within 2.0 dB and with a peak SAR value greater than 0.0012 W/kg
- Electronics: DAE4 Sn1257; Calibrated: 9/15/2021
- Probe: EX3DV4 - SN3749; ConvF(4.66, 4.66, 4.66) @ 5270 MHz; Calibrated: 1/18/2022
- Sensor-Surface: 1.4mm (Mechanical Surface Detection)
- Phantom: Twin-SAM V5.0 (30deg probe tilt); Type: QD 000 P40 CD; Serial: 1740

**LHS/Touch\_802.11n HT40\_Ch 54/Area Scan (11x18x1):** Measurement grid: dx=10mm, dy=10mm

Maximum value of SAR (measured) = 0.0166 W/kg



0 dB = 0.0166 W/kg = -17.80 dBW/kg

### Wi-Fi 5.3GHz ANT 5 CELL OFF

Frequency: 5270 MHz; Duty Cycle: 1:1; Room Ambient Temperature: 24.0°C; Liquid Temperature: 23.0°C  
Medium parameters used:  $f = 5270$  MHz;  $\sigma = 4.614$  S/m;  $\epsilon_r = 36.632$ ;  $\rho = 1000$  kg/m<sup>3</sup>

Dasy Configuration:

- Area Scan Setting: Find Secondary Maximum within 2.0 dB and with a peak SAR value greater than 0.0012 W/kg
- Electronics: DAE4 Sn1257; Calibrated: 9/15/2021
- Probe: EX3DV4 - SN3749; ConvF(4.66, 4.66, 4.66) @ 5270 MHz; Calibrated: 1/18/2022
- Sensor-Surface: 1.4mm (Mechanical Surface Detection)
- Phantom: Twin-SAM V5.0 (30deg probe tilt); Type: QD 000 P40 CD; Serial: 1740

**Rear/802.11n HT40\_Ch 54/Area Scan (12x19x1):** Measurement grid: dx=10mm, dy=10mm  
Maximum value of SAR (measured) = 1.71 W/kg

**Rear/802.11n HT40\_Ch 54/Zoom Scan (7x7x12)/Cube 0:** Measurement grid: dx=4mm, dy=4mm, dz=2mm

Reference Value = 17.54 V/m; Power Drift = 0.10 dB

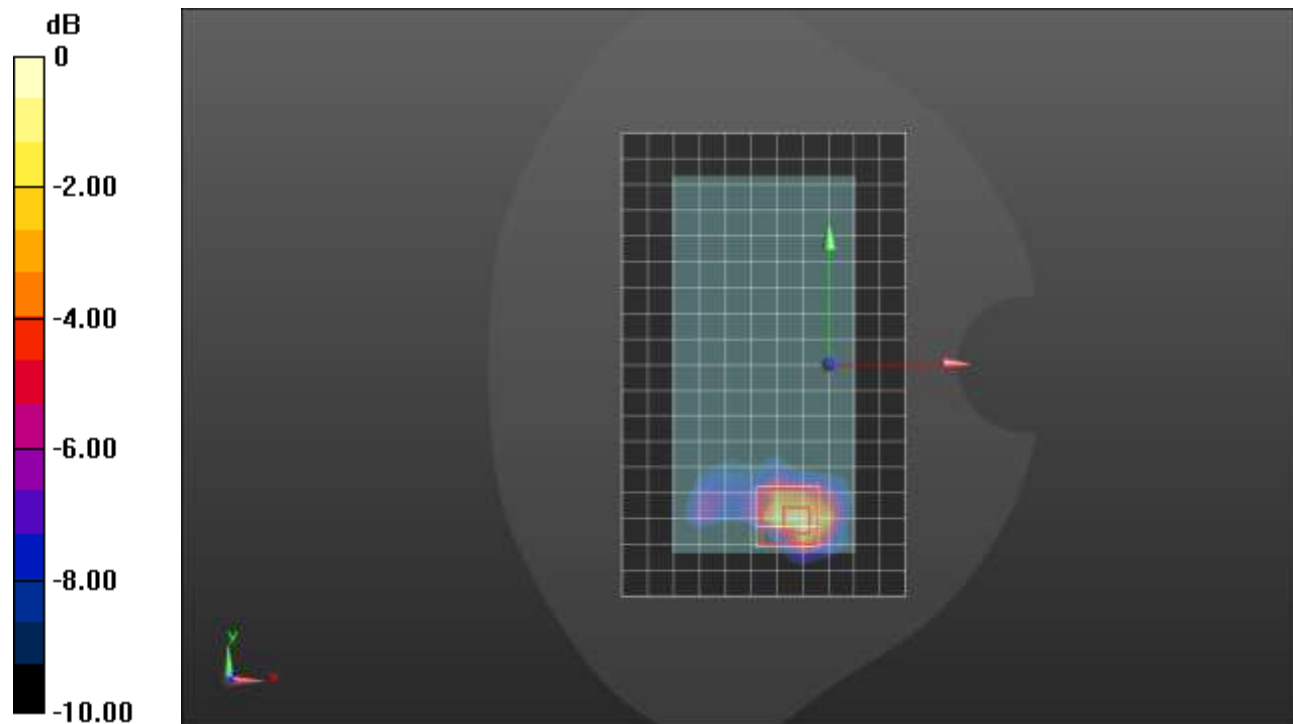
Peak SAR (extrapolated) = 2.95 W/kg

**SAR(1 g) = 0.823 W/kg; SAR(10 g) = 0.281 W/kg**

Smallest distance from peaks to all points 3 dB below = 6.8 mm

Ratio of SAR at M2 to SAR at M1 = 56.1%

Maximum value of SAR (measured) = 1.84 W/kg



0 dB = 1.84 W/kg = 2.65 dBW/kg

### Wi-Fi 5.5GHz ANT 5 CELL OFF

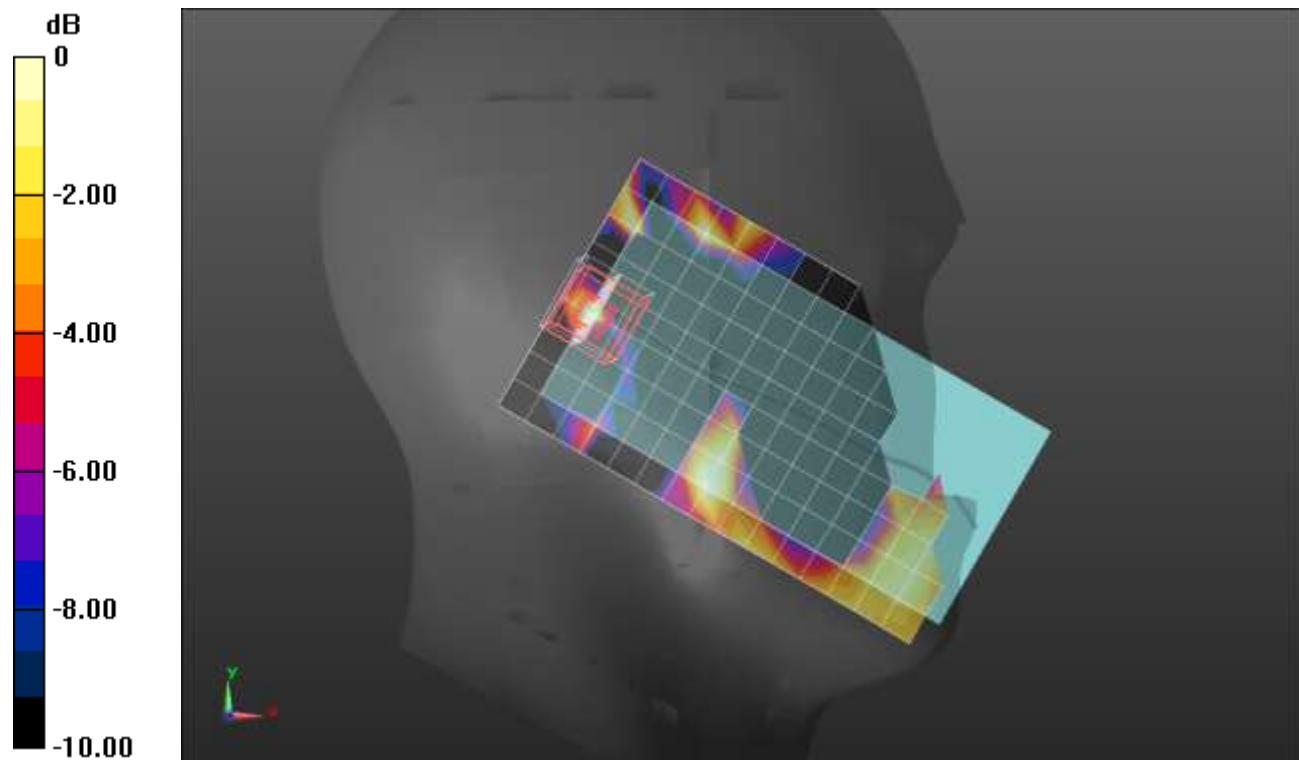
Frequency: 5610 MHz; Duty Cycle: 1:1; Room Ambient Temperature: 24.0°C; Liquid Temperature: 23.0°C  
 Medium parameters used:  $f = 5610$  MHz;  $\sigma = 4.858$  S/m;  $\epsilon_r = 34.624$ ;  $\rho = 1000$  kg/m<sup>3</sup>

Dasy Configuration:

- Area Scan Setting: Find Secondary Maximum within 2.0 dB and with a peak SAR value greater than 0.0012 W/kg
- Electronics: DAE4 Sn1472; Calibrated: 1/7/2022
- Probe: EX3DV4 - SN7585; ConvF(4.68, 4.68, 4.68) @ 5610 MHz; Calibrated: 4/27/2022
- Sensor-Surface: 1.4mm (Mechanical Surface Detection)
- Phantom: Twin-SAM V5.0 (20deg probe tilt); Type: QD 000 P40 CD; Serial: xxxx

**LHS/Touch\_802.11ac VHT80\_Ch 122/Area Scan (10x18x1):** Measurement grid: dx=10mm, dy=10mm  
 Maximum value of SAR (measured) = 0.0393 W/kg

**LHS/Touch\_802.11ac VHT80\_Ch 122/Zoom Scan (7x7x12)/Cube 0:** Measurement grid: dx=4mm, dy=4mm, dz=2mm  
 Reference Value = 2.247 V/m; Power Drift = -0.13 dB  
 Peak SAR (extrapolated) = 0.134 W/kg  
**SAR(1 g) = 0.00626 W/kg; SAR(10 g) = 0.000771 W/kg**  
 Smallest distance from peaks to all points 3 dB below: Larger than measurement grid  
 Ratio of SAR at M2 to SAR at M1 = 36%  
 Maximum value of SAR (measured) = 0.0295 W/kg



0 dB = 0.0295 W/kg = -15.30 dBW/kg

### Wi-Fi 5.5GHz ANT 5 CELL OFF

Frequency: 5610 MHz; Duty Cycle: 1:1; Room Ambient Temperature: 24.0°C; Liquid Temperature: 23.0°C  
 Medium parameters used:  $f = 5610 \text{ MHz}$ ;  $\sigma = 5.07 \text{ S/m}$ ;  $\epsilon_r = 35.241$ ;  $\rho = 1000 \text{ kg/m}^3$

Dasy Configuration:

- Area Scan Setting: Find Secondary Maximum within 2.0 dB and with a peak SAR value greater than 0.0012 W/kg
- Electronics: DAE4 Sn1472; Calibrated: 1/7/2022
- Probe: EX3DV4 - SN7585; ConvF(4.68, 4.68, 4.68) @ 5610 MHz; Calibrated: 4/27/2022
- Sensor-Surface: 1.4mm (Mechanical Surface Detection (Locations From Previous Scan Used)), Sensor-Surface: 1.4mm (Mechanical Surface Detection)
- Phantom: Twin-SAM V5.0 (20deg probe tilt); Type: QD 000 P40 CD; Serial: xxxx

**Rear/802.11ac VHT80\_Ch 122/Area Scan (11x19x1):** Measurement grid:  $dx=10\text{mm}$ ,  $dy=10\text{mm}$   
 Maximum value of SAR (measured) = 1.30 W/kg

**Rear/802.11ac VHT80\_Ch 122/Zoom Scan (7x7x12)/Cube 0:** Measurement grid:  $dx=4\text{mm}$ ,  $dy=4\text{mm}$ ,  $dz=2\text{mm}$

Reference Value = 14.36 V/m; Power Drift = 0.09 dB

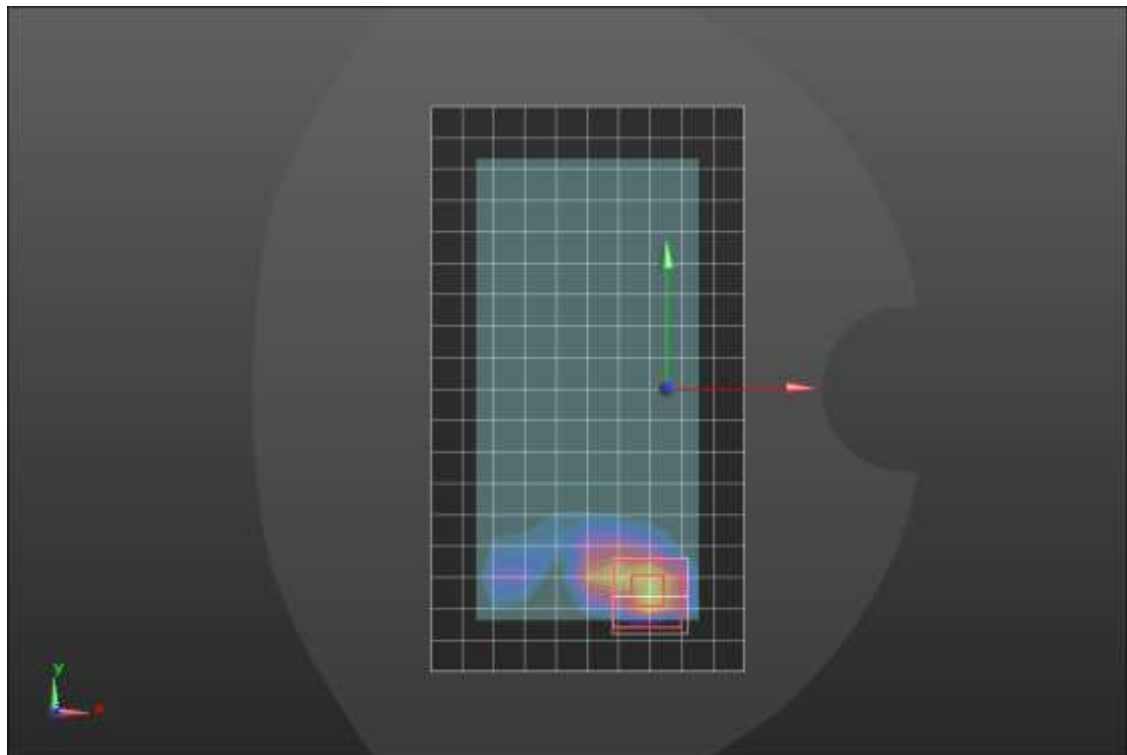
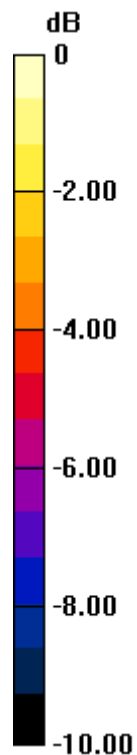
Peak SAR (extrapolated) = 3.22 W/kg

**SAR(1 g) = 0.758 W/kg; SAR(10 g) = 0.222 W/kg**

Smallest distance from peaks to all points 3 dB below = 5.8 mm

Ratio of SAR at M2 to SAR at M1 = 51.9%

Maximum value of SAR (measured) = 1.89 W/kg



0 dB = 1.89 W/kg = 2.76 dBW/kg



### Wi-Fi 5.8GHz ANT 5 CELL OFF

Frequency: 5785 MHz; Duty Cycle: 1:1; Room Ambient Temperature: 24.0°C; Liquid Temperature: 23.0°C

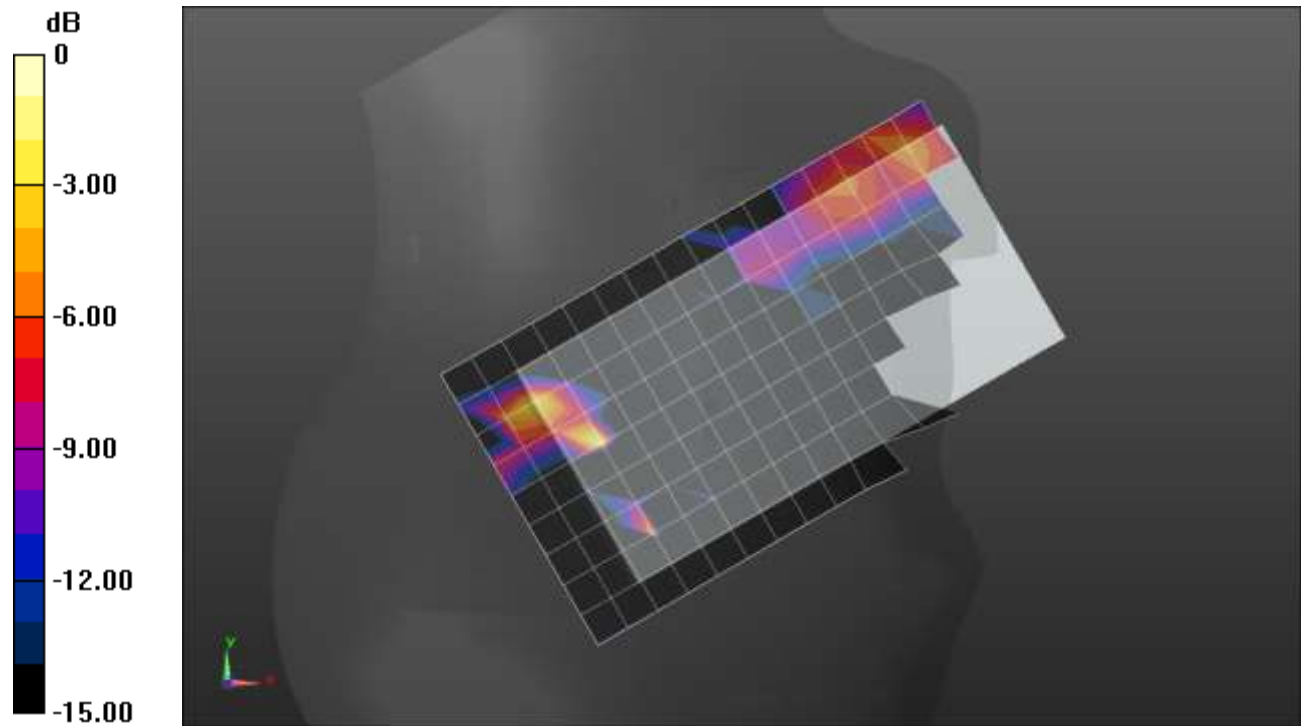
Medium parameters used:  $f = 5785$  MHz;  $\sigma = 4.991$  S/m;  $\epsilon_r = 36.987$ ;  $\rho = 1000$  kg/m<sup>3</sup>

Dasy Configuration:

- Area Scan Setting: Find Secondary Maximum within 2.0 dB and with a peak SAR value greater than 0.0012 W/kg
- Electronics: DAE4 Sn1544; Calibrated: 1/7/2022
- Probe: EX3DV4 - SN7448; ConvF(4.6, 4.6, 4.6) @ 5745 MHz; Calibrated: 2/25/2022
- Sensor-Surface: 1.4mm (Mechanical Surface Detection)
- Phantom: Twin-SAM V5.0 (30deg probe tilt); Type: QD 000 P40 CD; Serial: xxxx

**RHS/Tilt\_802.11a\_Ch 157/Area Scan (10x18x1):** Measurement grid: dx=10mm, dy=10mm

Maximum value of SAR (measured) = 0.0751 W/kg



0 dB = 0.0751 W/kg = -11.24 dBW/kg

## Wi-Fi 5.8GHz ANT 5 CELL OFF

Frequency: 5775 MHz; Duty Cycle: 1:1; Room Ambient Temperature: 24.0°C; Liquid Temperature: 23.0°C

Medium parameters used:  $f = 5775 \text{ MHz}$ ;  $\sigma = 5.066 \text{ S/m}$ ;  $\epsilon_r = 33.934$ ;  $\rho = 1000 \text{ kg/m}^3$

Dasy Configuration:

- Area Scan Setting: Find Secondary Maximum within 2.0 dB and with a peak SAR value greater than 0.0012 W/kg
- Electronics: DAE4 Sn1544; Calibrated: 1/7/2022
- Probe: EX3DV4 - SN7448; ConvF(4.6, 4.6, 4.6) @ 5775 MHz; Calibrated: 2/25/2022
- Sensor-Surface: 1.4mm (Mechanical Surface Detection)
- Phantom: Twin-SAM V5.0 (30deg probe tilt); Type: QD 000 P40 CD; Serial: 1831

**Rear/802.11ac VHT80\_Ch 155/Area Scan (11x19x1):** Measurement grid:  $dx=10\text{mm}$ ,  $dy=10\text{mm}$   
 Maximum value of SAR (measured) = 1.57 W/kg

**Rear/802.11ac VHT80\_Ch 155/Zoom Scan (7x7x12)/Cube 0:** Measurement grid:  $dx=4\text{mm}$ ,  $dy=4\text{mm}$ ,  $dz=2\text{mm}$

Reference Value = 14.90 V/m; Power Drift = 0.06 dB

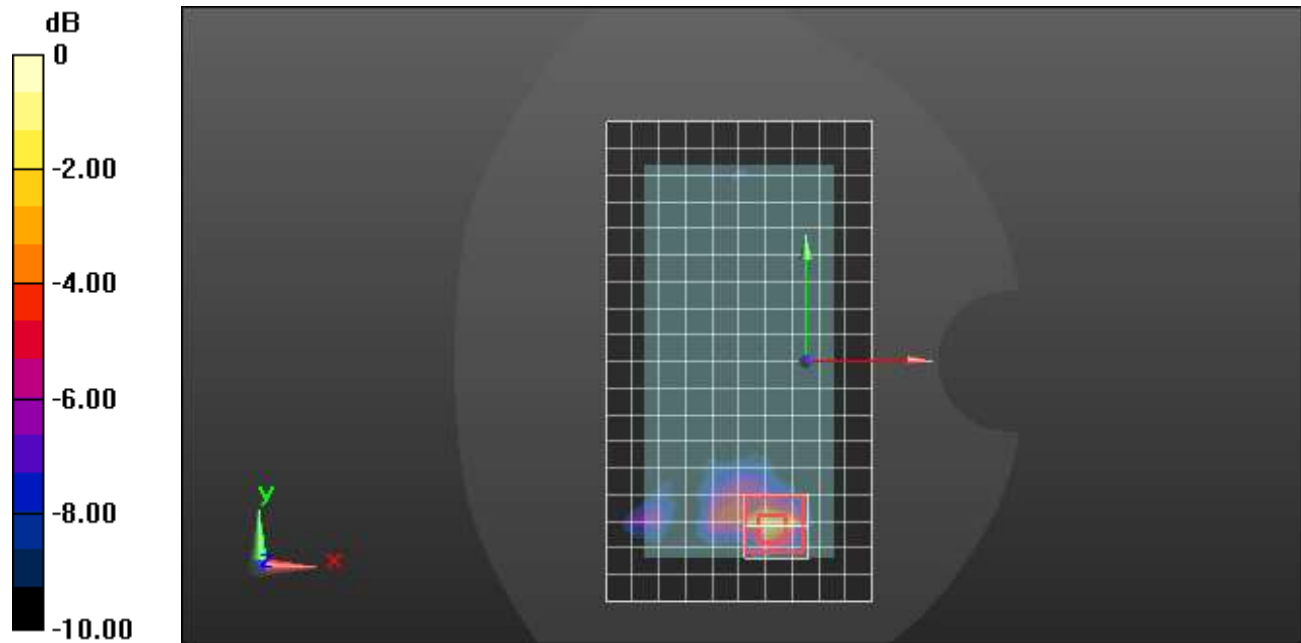
Peak SAR (extrapolated) = 4.22 W/kg

**SAR(1 g) = 0.764 W/kg; SAR(10 g) = 0.207 W/kg**

Smallest distance from peaks to all points 3 dB below = 5.6 mm

Ratio of SAR at M2 to SAR at M1 = 46.4%

Maximum value of SAR (measured) = 2.06 W/kg



0 dB = 2.06 W/kg = 3.14 dBW/kg

### Wi-Fi 5.3GHz ANT 6 CELL OFF

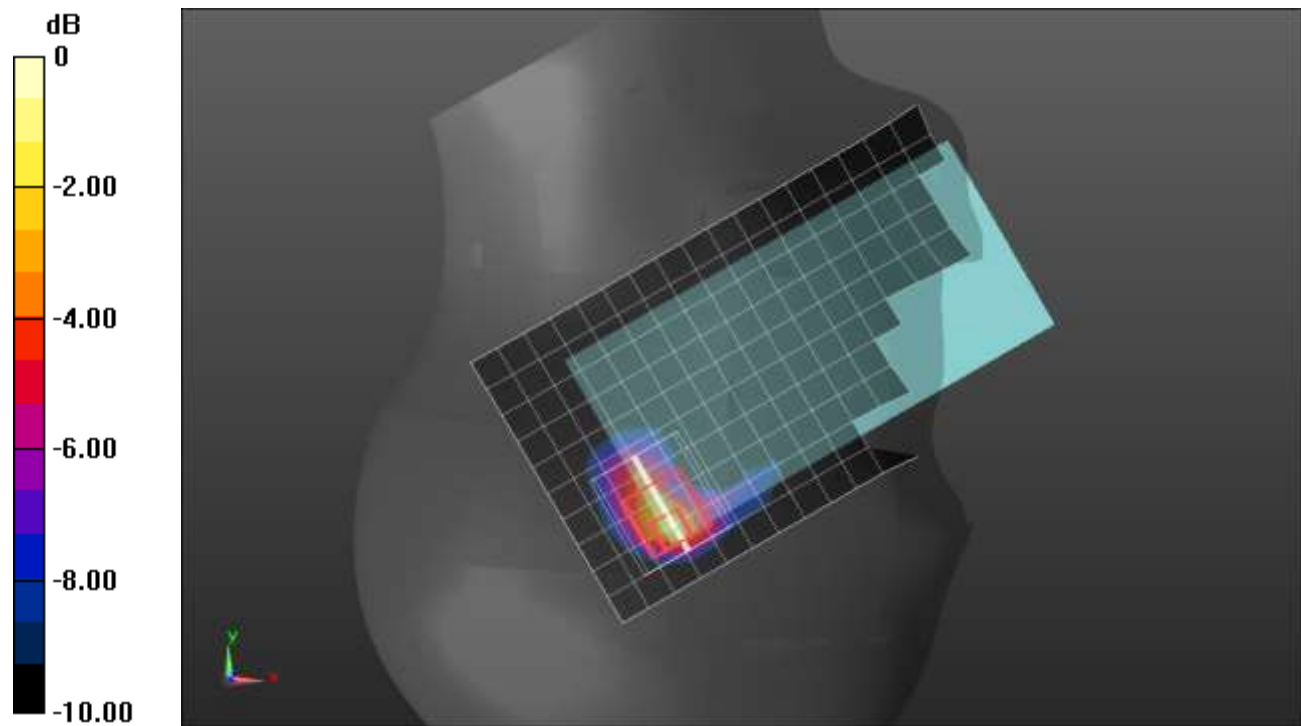
Frequency: 5270 MHz; Duty Cycle: 1:1; Room Ambient Temperature: 24.0°C; Liquid Temperature: 23.0°C  
 Medium parameters used:  $f = 5270$  MHz;  $\sigma = 4.608$  S/m;  $\epsilon_r = 37.041$ ;  $\rho = 1000$  kg/m<sup>3</sup>

Dasy Configuration:

- Area Scan Setting: Find Secondary Maximum within 2.0 dB and with a peak SAR value greater than 0.0012 W/kg
- Electronics: DAE4 Sn1257; Calibrated: 9/15/2021
- Probe: EX3DV4 - SN3749; ConvF(4.66, 4.66, 4.66) @ 5270 MHz; Calibrated: 1/18/2022
- Sensor-Surface: 1.4mm (Mechanical Surface Detection)
- Phantom: Twin-SAM V5.0 (30deg probe tilt); Type: QD 000 P40 CD; Serial: 1740

**RHS/Touch\_802.11n HT40\_Ch 54/Area Scan (11x19x1):** Measurement grid: dx=10mm, dy=10mm  
 Maximum value of SAR (measured) = 1.80 W/kg

**RHS/Touch\_802.11n HT40\_Ch 54/Zoom Scan (10x9x12)/Cube 0:** Measurement grid: dx=4mm, dy=4mm, dz=2mm  
 Reference Value = 18.18 V/m; Power Drift = 0.04 dB  
 Peak SAR (extrapolated) = 4.10 W/kg  
**SAR(1 g) = 0.807 W/kg; SAR(10 g) = 0.275 W/kg**  
 Smallest distance from peaks to all points 3 dB below = 4.5 mm  
 Ratio of SAR at M2 to SAR at M1 = 49%  
 Maximum value of SAR (measured) = 2.27 W/kg



0 dB = 2.27 W/kg = 3.56 dBW/kg

### Wi-Fi 5.3GHz ANT 6 CELL OFF

Frequency: 5270 MHz; Duty Cycle: 1:1; Room Ambient Temperature: 24.0°C; Liquid Temperature: 23.0°C  
 Medium parameters used:  $f = 5270$  MHz;  $\sigma = 4.608$  S/m;  $\epsilon_r = 37.041$ ;  $\rho = 1000$  kg/m<sup>3</sup>

Dasy Configuration:

- Area Scan Setting: Find Secondary Maximum within 2.0 dB and with a peak SAR value greater than 0.0012 W/kg
- Electronics: DAE4 Sn1257; Calibrated: 9/15/2021
- Probe: EX3DV4 - SN3749; ConvF(4.66, 4.66, 4.66) @ 5270 MHz; Calibrated: 1/18/2022
- Sensor-Surface: 1.4mm (Mechanical Surface Detection)
- Phantom: Twin-SAM V5.0 (30deg probe tilt); Type: QD 000 P40 CD; Serial: 1740

**Rear/802.11n HT40\_Ch 54/Area Scan (12x19x1):** Measurement grid: dx=10mm, dy=10mm  
 Maximum value of SAR (measured) = 1.90 W/kg

**Rear/802.11n HT40\_Ch 54/Zoom Scan (7x7x12)/Cube 0:** Measurement grid: dx=4mm, dy=4mm, dz=2mm

Reference Value = 18.87 V/m; Power Drift = 0.14 dB

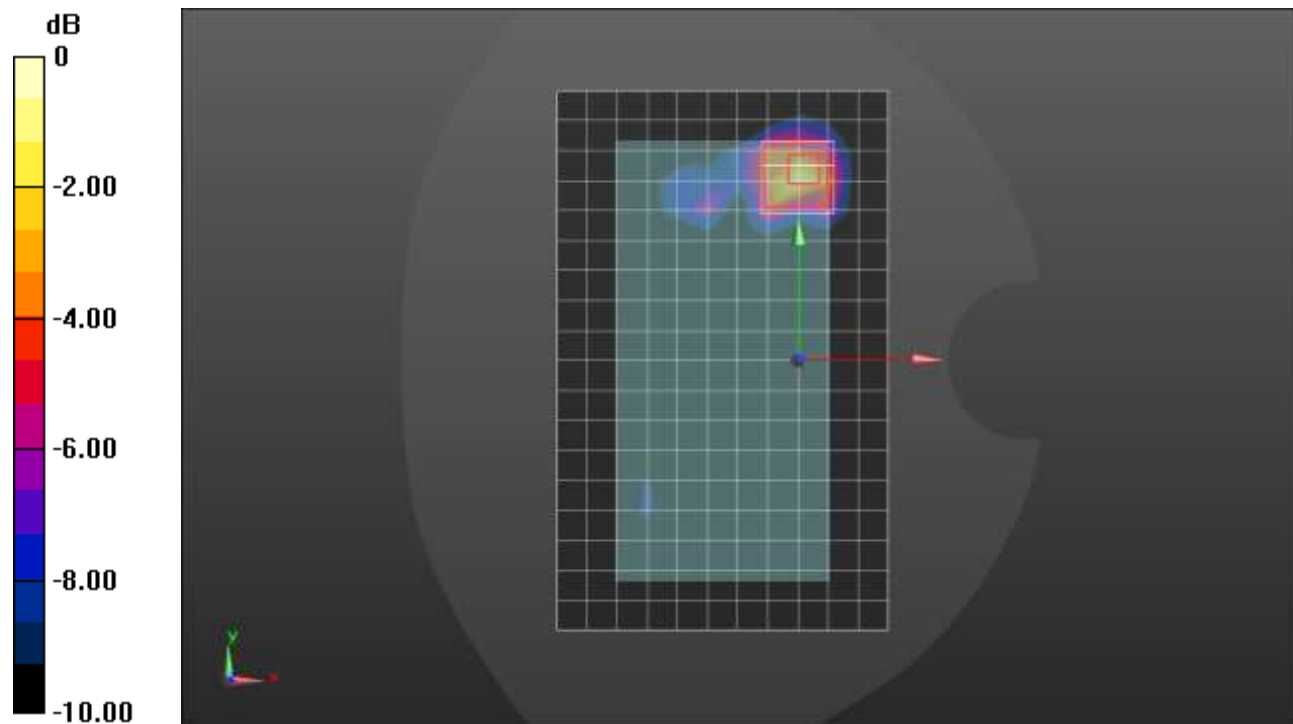
Peak SAR (extrapolated) = 4.05 W/kg

**SAR(1 g) = 0.849 W/kg; SAR(10 g) = 0.275 W/kg**

Smallest distance from peaks to all points 3 dB below = 4.9 mm

Ratio of SAR at M2 to SAR at M1 = 54.6%

Maximum value of SAR (measured) = 2.22 W/kg



0 dB = 2.22 W/kg = 3.46 dBW/kg

### Wi-Fi 5.3GHz ANT 6 CELL OFF

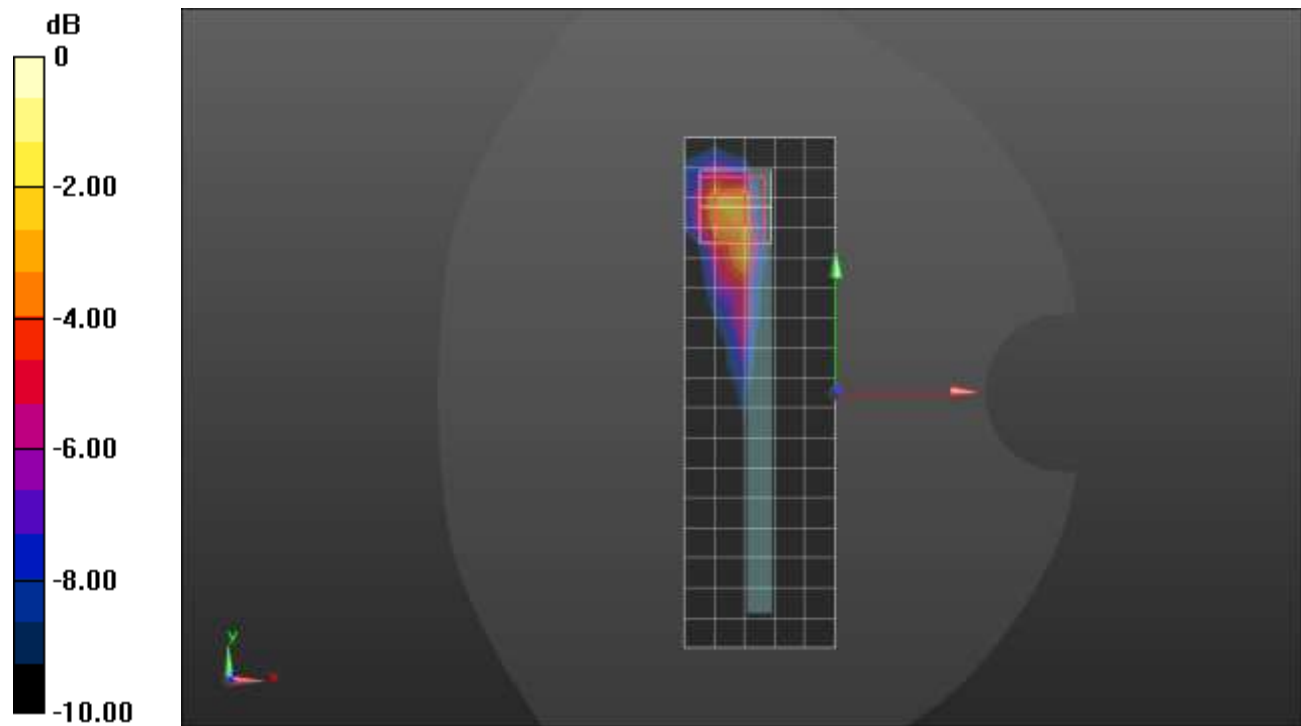
Frequency: 5270 MHz; Duty Cycle: 1:1; Room Ambient Temperature: 24.0°C; Liquid Temperature: 23.0°C  
 Medium parameters used:  $f = 5270$  MHz;  $\sigma = 4.608$  S/m;  $\epsilon_r = 37.041$ ;  $\rho = 1000$  kg/m<sup>3</sup>

Dasy Configuration:

- Area Scan Setting: Find Secondary Maximum within 2.0 dB and with a peak SAR value greater than 0.0012 W/kg
- Electronics: DAE4 Sn1257; Calibrated: 9/15/2021
- Probe: EX3DV4 - SN3749; ConvF(4.66, 4.66, 4.66) @ 5270 MHz; Calibrated: 1/18/2022
- Sensor-Surface: 1.4mm (Mechanical Surface Detection)
- Phantom: Twin-SAM V5.0 (30deg probe tilt); Type: QD 000 P40 CD; Serial: 1740

**Edge 4/802.11 nHT40\_Ch 54/Area Scan (6x18x1):** Measurement grid: dx=10mm, dy=10mm  
 Maximum value of SAR (measured) = 1.39 W/kg

**Edge 4/802.11n HT40\_Ch 54/Zoom Scan (7x7x12)/Cube 0:** Measurement grid: dx=4mm, dy=4mm, dz=2mm  
 Reference Value = 13.85 V/m; Power Drift = -0.06 dB  
 Peak SAR (extrapolated) = 3.69 W/kg  
**SAR(1 g) = 0.880 W/kg; SAR(10 g) = 0.264 W/kg**  
 Smallest distance from peaks to all points 3 dB below = 5.7 mm  
 Ratio of SAR at M2 to SAR at M1 = 52.5%  
 Maximum value of SAR (measured) = 2.17 W/kg



0 dB = 2.17 W/kg = 3.36 dBW/kg

### Wi-Fi 5.5GHz ANT 6 CELL OFF

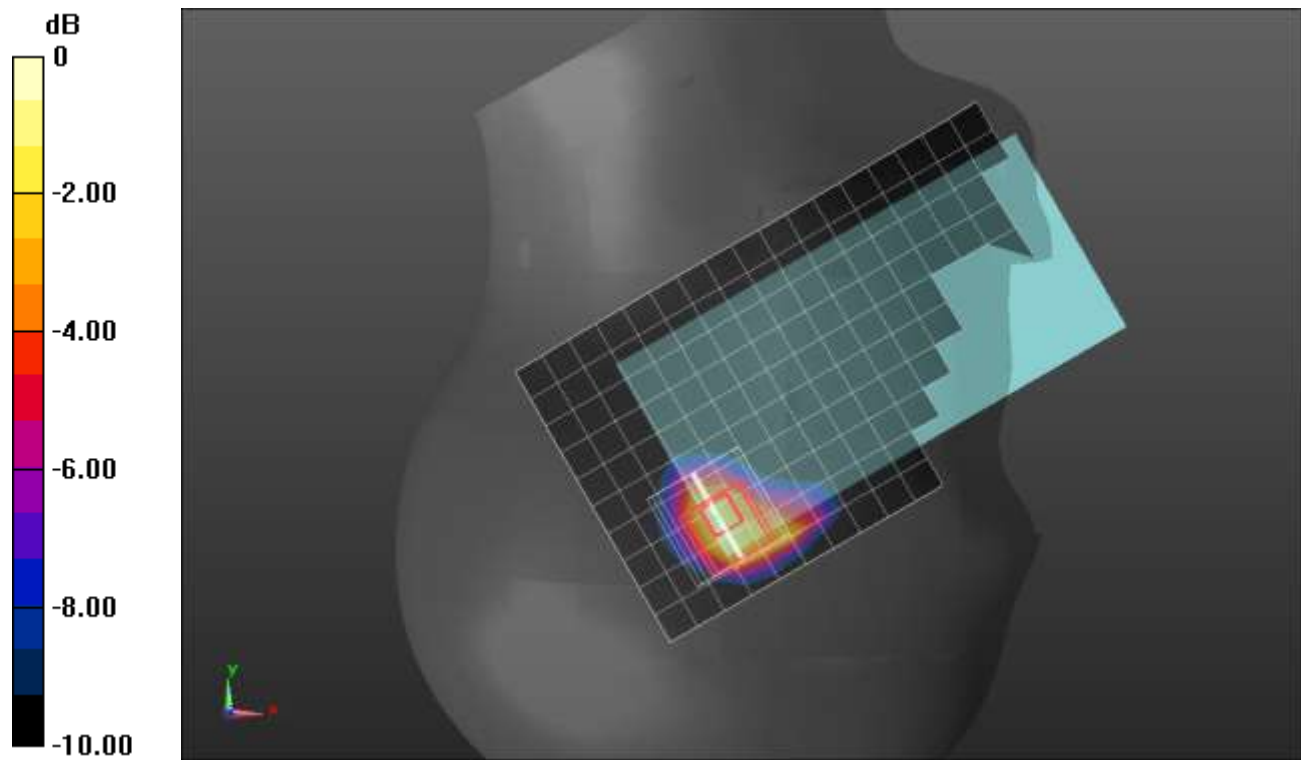
Frequency: 5610 MHz; Duty Cycle: 1:1; Room Ambient Temperature: 24.0°C; Liquid Temperature: 23.0°C  
 Medium parameters used:  $f = 5610 \text{ MHz}$ ;  $\sigma = 4.913 \text{ S/m}$ ;  $\epsilon_r = 36.031$ ;  $\rho = 1000 \text{ kg/m}^3$

Dasy Configuration:

- Area Scan Setting: Find Secondary Maximum within 2.0 dB and with a peak SAR value greater than 0.0012 W/kg
- Electronics: DAE4 Sn1472; Calibrated: 1/7/2022
- Probe: EX3DV4 - SN7585; ConvF(4.68, 4.68, 4.68) @ 5610 MHz; Calibrated: 4/27/2022
- Sensor-Surface: 1.4mm (Mechanical Surface Detection)
- Phantom: Twin-SAM V5.0 (20deg probe tilt); Type: QD 000 P40 CD; Serial: xxxx

**RHS/Touch\_802.11ac VHT80\_Ch 122/Area Scan (11x19x1):** Measurement grid:  $dx=10\text{mm}$ ,  $dy=10\text{mm}$   
 Maximum value of SAR (measured) = 1.56 W/kg

**RHS/Touch\_802.11ac VHT80\_Ch 122/Zoom Scan (9x9x12)/Cube 0:** Measurement grid:  $dx=4\text{mm}$ ,  $dy=4\text{mm}$ ,  $dz=2\text{mm}$   
 Reference Value = 15.33 V/m; Power Drift = 0.07 dB  
 Peak SAR (extrapolated) = 2.94 W/kg  
**SAR(1 g) = 0.746 W/kg; SAR(10 g) = 0.279 W/kg**  
 Smallest distance from peaks to all points 3 dB below = 6.9 mm  
 Ratio of SAR at M2 to SAR at M1 = 54%  
 Maximum value of SAR (measured) = 1.82 W/kg



0 dB = 1.82 W/kg = 2.60 dBW/kg

### Wi-Fi 5.5GHz ANT 6 CELL OFF

Frequency: 5610 MHz; Duty Cycle: 1:1; Room Ambient Temperature: 24.0°C; Liquid Temperature: 23.0°C  
Medium parameters used:  $f = 5610$  MHz;  $\sigma = 4.848$  S/m;  $\epsilon_r = 36.556$ ;  $\rho = 1000$  kg/m<sup>3</sup>

Dasy Configuration:

- Area Scan Setting: Find Secondary Maximum within 2.0 dB and with a peak SAR value greater than 0.0012 W/kg
- Electronics: DAE4 Sn1472; Calibrated: 1/7/2022
- Probe: EX3DV4 - SN7585; ConvF(4.68, 4.68, 4.68) @ 5610 MHz; Calibrated: 4/27/2022
- Sensor-Surface: 1.4mm (Mechanical Surface Detection)
- Phantom: Twin-SAM V5.0 (20deg probe tilt); Type: QD 000 P40 CD; Serial: xxxx

**Rear/802.11ac VHT80\_Ch 122/Area Scan (11x20x1):** Measurement grid: dx=10mm, dy=10mm  
Maximum value of SAR (measured) = 2.24 W/kg

**Rear/802.11ac VHT80\_Ch 122/Zoom Scan (7x7x12)/Cube 0:** Measurement grid: dx=4mm, dy=4mm, dz=2mm

Reference Value = 18.79 V/m; Power Drift = 0.04 dB

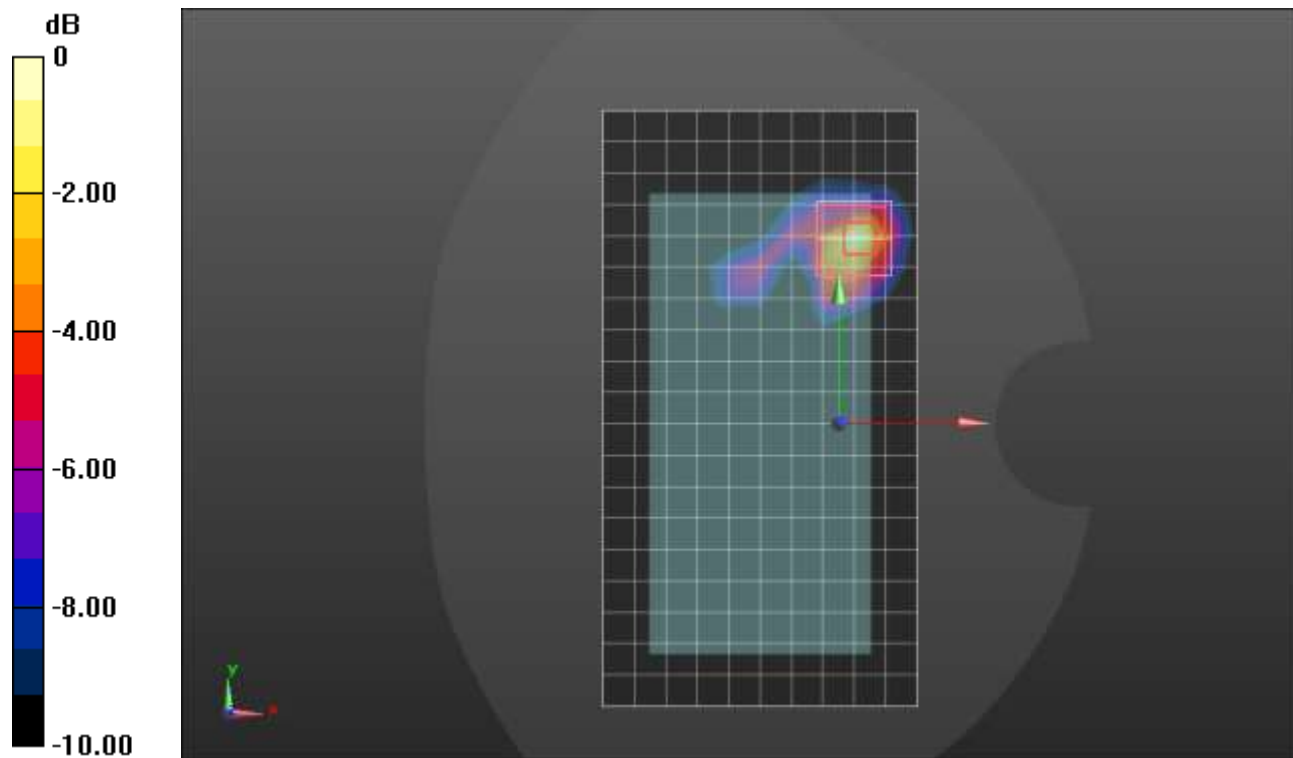
Peak SAR (extrapolated) = 4.33 W/kg

**SAR(1 g) = 0.814 W/kg; SAR(10 g) = 0.246 W/kg**

Smallest distance from peaks to all points 3 dB below = 4.3 mm

Ratio of SAR at M2 to SAR at M1 = 50.6%

Maximum value of SAR (measured) = 2.32 W/kg



0 dB = 2.32 W/kg = 3.65 dBW/kg

### Wi-Fi 5.8GHz ANT 6 CELL OFF

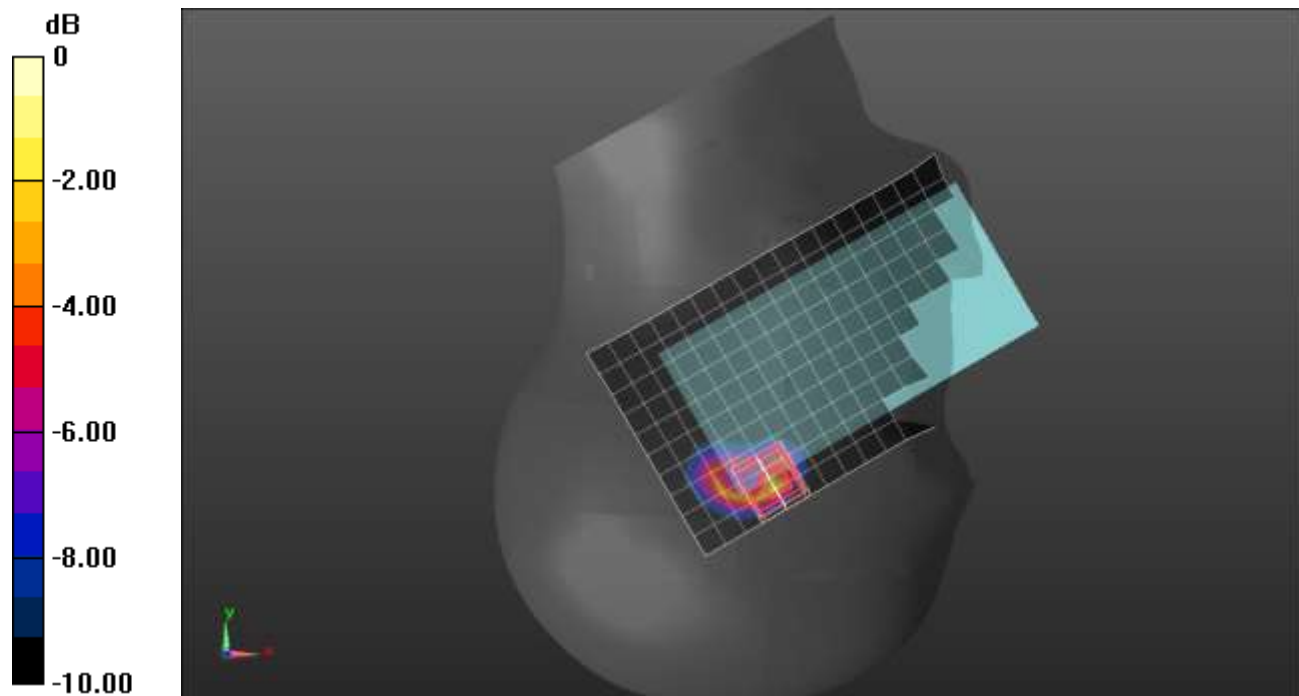
Frequency: 5775 MHz; Duty Cycle: 1:1; Room Ambient Temperature: 24.0°C; Liquid Temperature: 23.0°C  
Medium parameters used:  $f = 5775$  MHz;  $\sigma = 5.032$  S/m;  $\epsilon_r = 35.917$ ;  $\rho = 1000$  kg/m<sup>3</sup>

Dasy Configuration:

- Area Scan Setting: Find Secondary Maximum within 2.0 dB and with a peak SAR value greater than 0.0012 W/kg
- Electronics: DAE4 Sn1544; Calibrated: 1/7/2022
- Probe: EX3DV4 - SN7448; ConvF(4.6, 4.6, 4.6) @ 5775 MHz; Calibrated: 2/25/2022
- Sensor-Surface: 1.4mm (Mechanical Surface Detection)
- Phantom: Twin-SAM V5.0 (30deg probe tilt); Type: QD 000 P40 CD; Serial: xxxx

**RHS/Touch\_802.11ac VHT80\_Ch 155/Area Scan (11x19x1):** Measurement grid: dx=10mm, dy=10mm  
Maximum value of SAR (measured) = 1.59 W/kg

**RHS/Touch\_802.11ac VHT80\_Ch 155/Zoom Scan (7x7x12)/Cube 0:** Measurement grid: dx=4mm, dy=4mm, dz=2mm  
Reference Value = 16.30 V/m; Power Drift = -0.11 dB  
Peak SAR (extrapolated) = 3.76 W/kg  
**SAR(1 g) = 0.770 W/kg; SAR(10 g) = 0.224 W/kg**  
Smallest distance from peaks to all points 3 dB below = 4.7 mm  
Ratio of SAR at M2 to SAR at M1 = 48.5%  
Maximum value of SAR (measured) = 2.19 W/kg



0 dB = 2.19 W/kg = 3.40 dBW/kg



### Wi-Fi 5.8GHz ANT 6 CELL OFF

Frequency: 5775 MHz; Duty Cycle: 1:1; Room Ambient Temperature: 24.0°C; Liquid Temperature: 23.0°C

Medium parameters used:  $f = 5775$  MHz;  $\sigma = 5.032$  S/m;  $\epsilon_r = 35.917$ ;  $\rho = 1000$  kg/m<sup>3</sup>

Dasy Configuration:

- Area Scan Setting: Find Secondary Maximum within 2.0 dB and with a peak SAR value greater than 0.0012 W/kg
- Electronics: DAE4 Sn1544; Calibrated: 1/7/2022
- Probe: EX3DV4 - SN7448; ConvF(4.6, 4.6, 4.6) @ 5775 MHz; Calibrated: 2/25/2022
- Sensor-Surface: 1.4mm (Mechanical Surface Detection)
- Phantom: Twin-SAM V5.0 (30deg probe tilt); Type: QD 000 P40 CD; Serial: xxxx

**Rear/802.11ac VHT80\_Ch 155/Area Scan (12x20x1):** Measurement grid: dx=10mm, dy=10mm  
Maximum value of SAR (measured) = 1.53 W/kg

**Rear/802.11ac VHT80\_Ch 155/Zoom Scan (7x7x12)/Cube 0:** Measurement grid: dx=4mm, dy=4mm, dz=2mm

Reference Value = 15.33 V/m; Power Drift = -0.05 dB

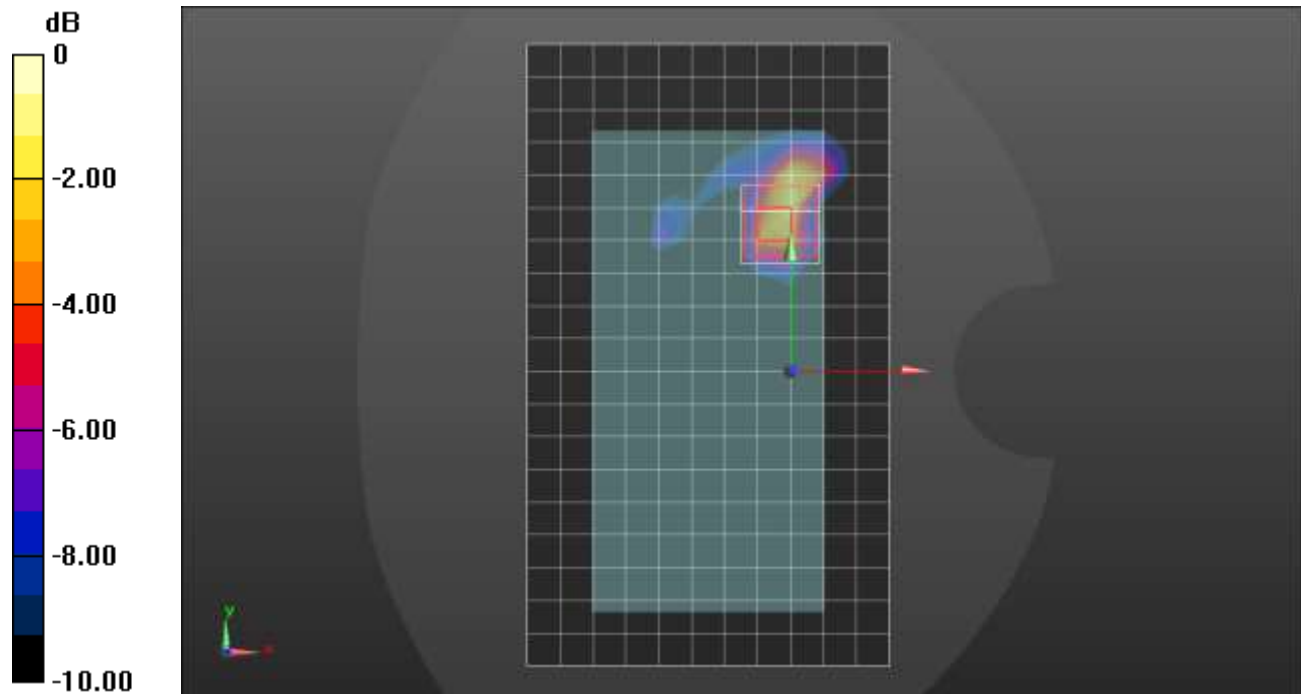
Peak SAR (extrapolated) = 3.90 W/kg

**SAR(1 g) = 0.729 W/kg; SAR(10 g) = 0.238 W/kg**

Smallest distance from peaks to all points 3 dB below = 5.1 mm

Ratio of SAR at M2 to SAR at M1 = 51%.

Maximum value of SAR (measured) = 2.13 W/kg



0 dB = 2.13 W/kg = 3.28 dBW/kg

## Wi-Fi 5.3GHz ANT 5 CELL ON

Frequency: 5270 MHz; Duty Cycle: 1:1; Room Ambient Temperature: 24.0°C; Liquid Temperature: 23.0°C

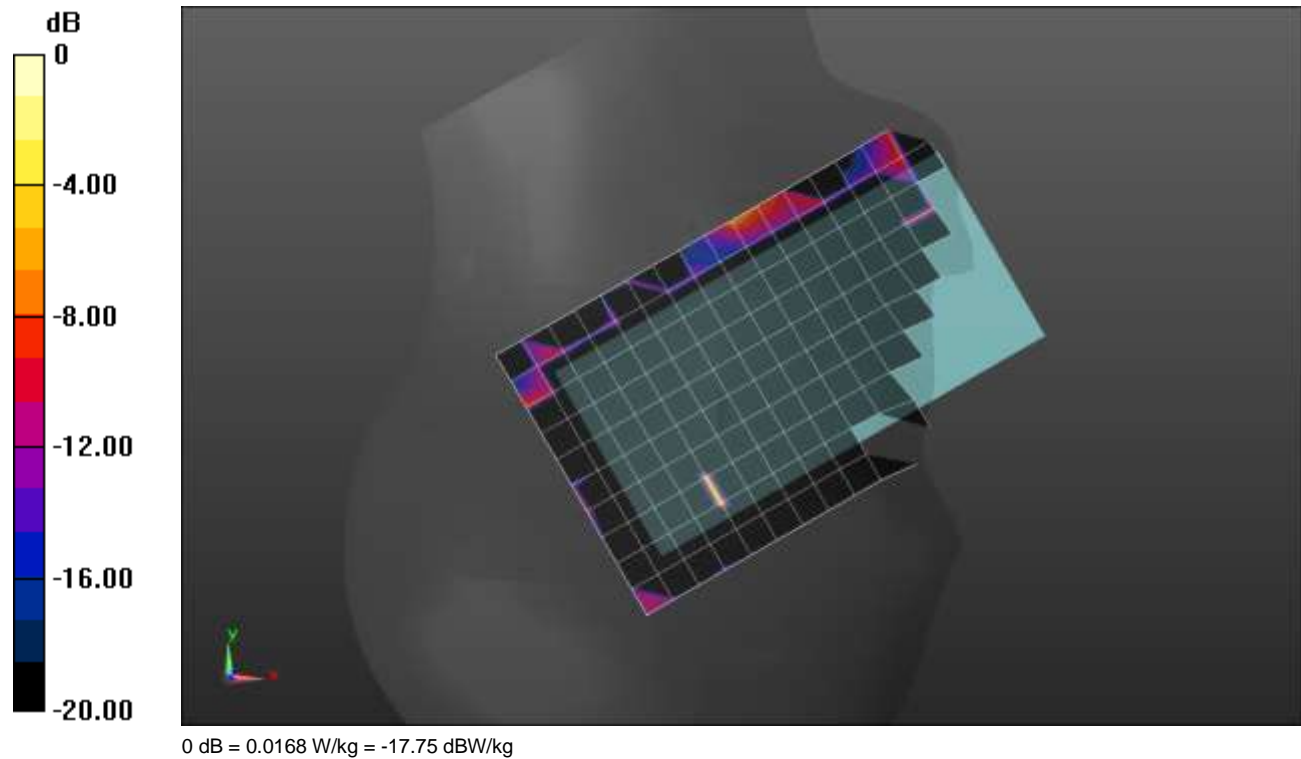
Medium parameters used:  $f = 5270$  MHz;  $\sigma = 4.614$  S/m;  $\epsilon_r = 36.632$ ;  $\rho = 1000$  kg/m<sup>3</sup>

Dasy Configuration:

- Area Scan Setting: Find Secondary Maximum within 2.0 dB and with a peak SAR value greater than 0.0012 W/kg
- Electronics: DAE4 Sn1257; Calibrated: 9/15/2021
- Probe: EX3DV4 - SN3749; ConvF(4.66, 4.66, 4.66) @ 5270 MHz; Calibrated: 1/18/2022
- Sensor-Surface: 1.4mm (Mechanical Surface Detection)
- Phantom: Twin-SAM V5.0 (30deg probe tilt); Type: QD 000 P40 CD; Serial: 1740

**RHS/Touch\_802.11n HT40\_Ch 54/Area Scan (11x18x1):** Measurement grid: dx=10mm, dy=10mm

Maximum value of SAR (measured) = 0.0168 W/kg



### Wi-Fi 5.3GHz ANT 5 CELL ON

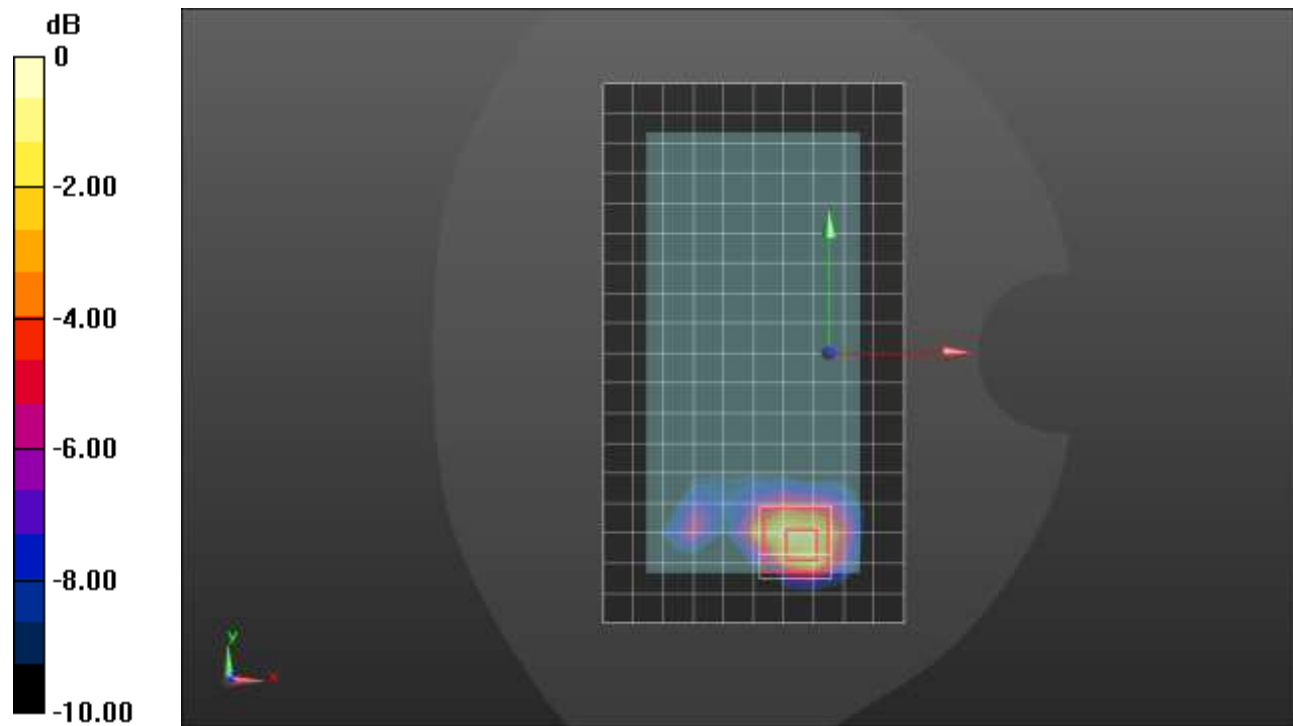
Frequency: 5290 MHz; Duty Cycle: 1:1; Room Ambient Temperature: 24.0°C; Liquid Temperature: 23.0°C  
Medium parameters used:  $f = 5290$  MHz;  $\sigma = 4.618$  S/m;  $\epsilon_r = 37.054$ ;  $\rho = 1000$  kg/m<sup>3</sup>

Dasy Configuration:

- Area Scan Setting: Find Secondary Maximum within 2.0 dB and with a peak SAR value greater than 0.0012 W/kg
- Electronics: DAE4 Sn1257; Calibrated: 9/15/2021
- Probe: EX3DV4 - SN3749; ConvF(4.66, 4.66, 4.66) @ 5290 MHz; Calibrated: 1/18/2022
- Sensor-Surface: 1.4mm (Mechanical Surface Detection)
- Phantom: Twin-SAM V5.0 (30deg probe tilt); Type: QD 000 P40 CD; Serial: 1740

**Rear/802.11ac VHT80\_Ch 58/Area Scan (11x19x1):** Measurement grid: dx=10mm, dy=10mm  
Maximum value of SAR (measured) = 0.583 W/kg

**Rear/802.11ac VHT80\_Ch 58/Zoom Scan (7x7x12)/Cube 0:** Measurement grid: dx=4mm, dy=4mm, dz=2mm  
Reference Value = 9.807 V/m; Power Drift = -0.08 dB  
Peak SAR (extrapolated) = 1.20 W/kg  
**SAR(1 g) = 0.287 W/kg; SAR(10 g) = 0.098 W/kg**  
Smallest distance from peaks to all points 3 dB below = 5.8 mm  
Ratio of SAR at M2 to SAR at M1 = 51%  
Maximum value of SAR (measured) = 0.632 W/kg



0 dB = 0.632 W/kg = -1.99 dBW/kg

### Wi-Fi 5.5GHz ANT 5 CELL ON

Frequency: 5610 MHz; Duty Cycle: 1:1; Room Ambient Temperature: 24.0°C; Liquid Temperature: 23.0°C

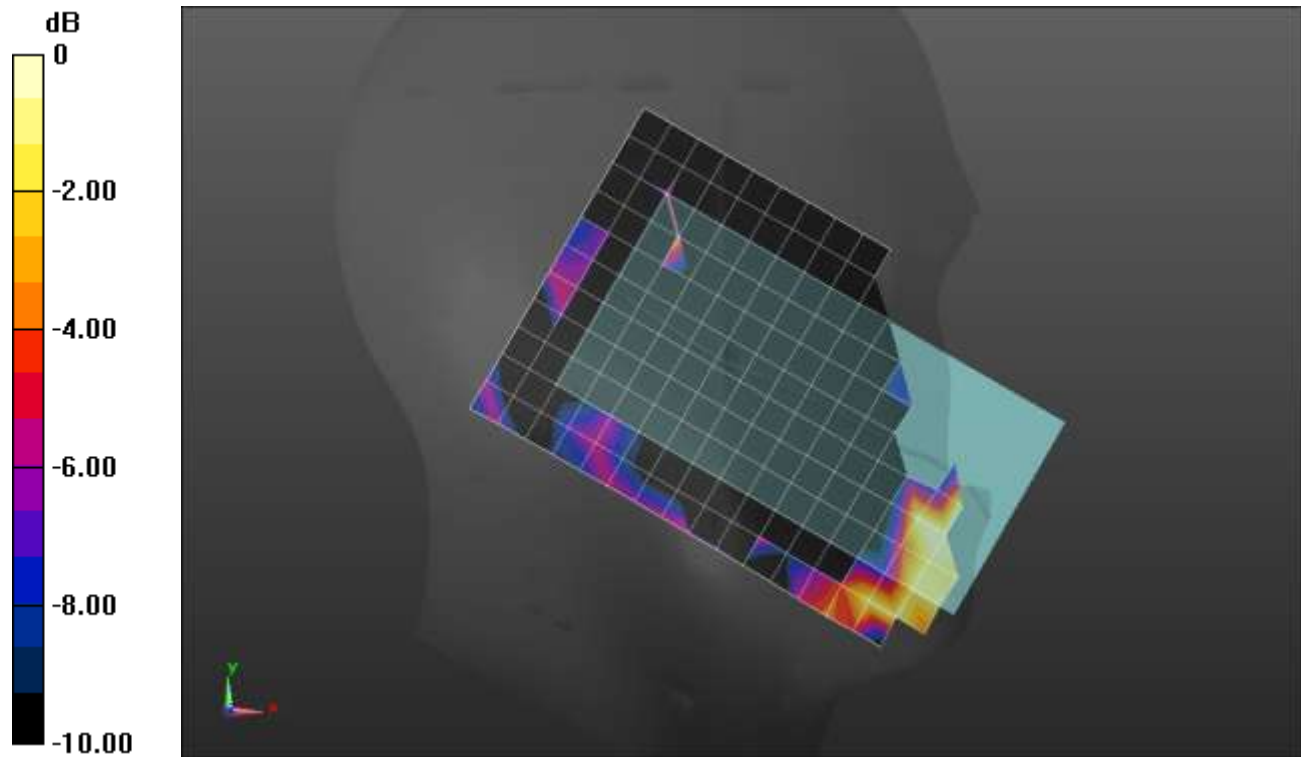
Medium parameters used:  $f = 5610$  MHz;  $\sigma = 4.879$  S/m;  $\epsilon_r = 37.038$ ;  $\rho = 1000$  kg/m<sup>3</sup>

Dasy Configuration:

- Area Scan Setting: Find Secondary Maximum within 2.0 dB and with a peak SAR value greater than 0.0012 W/kg
- Electronics: DAE4 Sn1472; Calibrated: 1/7/2022
- Probe: EX3DV4 - SN7585; ConvF(4.68, 4.68, 4.68) @ 5610 MHz; Calibrated: 4/27/2022
- Sensor-Surface: 1.4mm (Mechanical Surface Detection)
- Phantom: Twin-SAM V5.0 (20deg probe tilt); Type: QD 000 P40 CD; Serial: xxxx

**LHS/Touch\_802.11ac VHT80\_Ch 122/Area Scan (12x23x1):** Measurement grid: dx=10mm, dy=10mm

Maximum value of SAR (measured) = 0.0113 W/kg



0 dB = 0.0113 W/kg = -19.47 dBW/kg

### Wi-Fi 5.5GHz ANT 5 CELL ON

Frequency: 5610 MHz; Duty Cycle: 1:1; Room Ambient Temperature: 24.0°C; Liquid Temperature: 23.0°C  
Medium parameters used:  $f = 5610 \text{ MHz}$ ;  $\sigma = 5.07 \text{ S/m}$ ;  $\epsilon_r = 35.241$ ;  $\rho = 1000 \text{ kg/m}^3$

Dasy Configuration:

- Area Scan Setting: Find Secondary Maximum within 2.0 dB and with a peak SAR value greater than 0.0012 W/kg
- Electronics: DAE4 Sn1472; Calibrated: 1/7/2022
- Probe: EX3DV4 - SN7585; ConvF(4.68, 4.68, 4.68) @ 5610 MHz; Calibrated: 4/27/2022
- Sensor-Surface: 1.4mm (Mechanical Surface Detection)
- Phantom: Twin-SAM V5.0 (20deg probe tilt); Type: QD 000 P40 CD; Serial: xxxx

**Rear/802.11ac VHT80\_Ch 122/Area Scan (11x19x1):** Measurement grid:  $dx=10\text{mm}$ ,  $dy=10\text{mm}$   
Maximum value of SAR (measured) = 0.591 W/kg

**Rear/802.11ac VHT80\_Ch 122/Zoom Scan (7x7x12)/Cube 0:** Measurement grid:  $dx=4\text{mm}$ ,  $dy=4\text{mm}$ ,  $dz=2\text{mm}$

Reference Value = 9.532 V/m; Power Drift = -0.03 dB

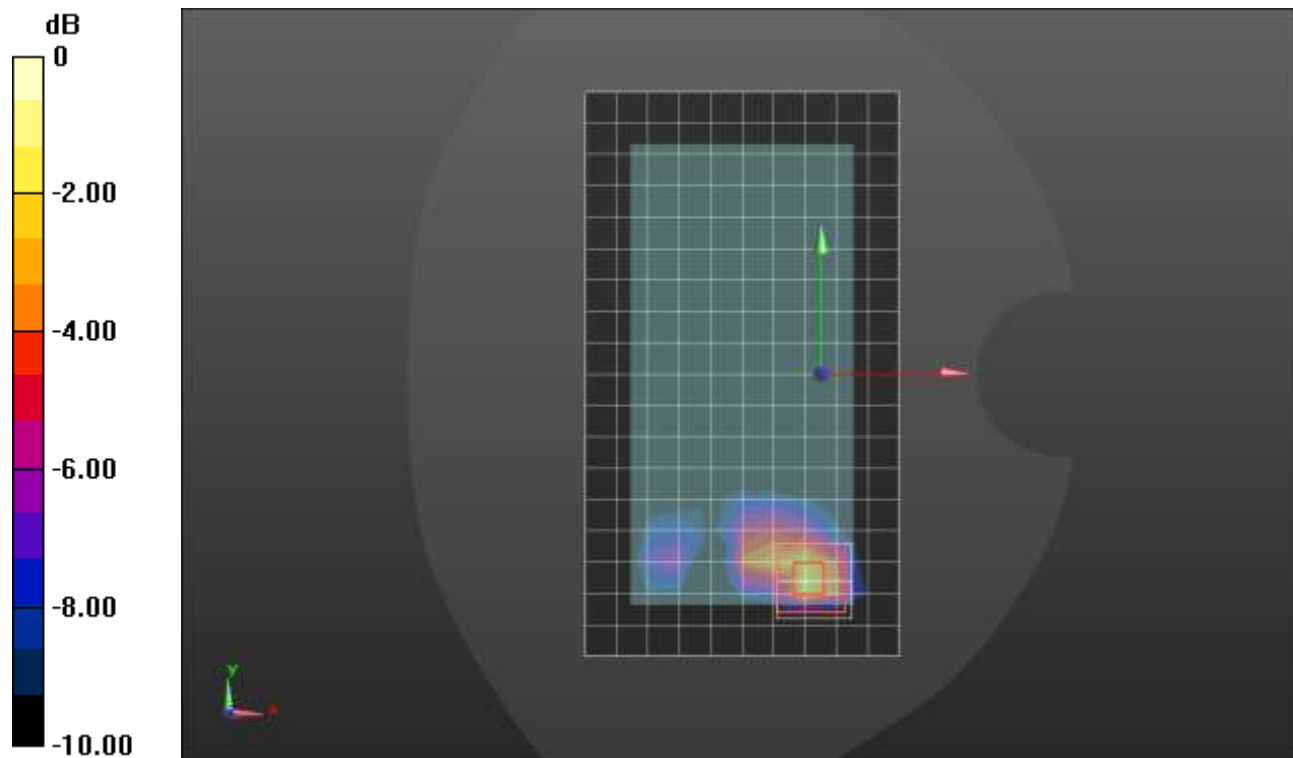
Peak SAR (extrapolated) = 1.40 W/kg

**SAR(1 g) = 0.335 W/kg; SAR(10 g) = 0.099 W/kg**

Smallest distance from peaks to all points 3 dB below = 6.4 mm

Ratio of SAR at M2 to SAR at M1 = 50.8%

Maximum value of SAR (measured) = 0.838 W/kg



0 dB = 0.838 W/kg = -0.77 dBW/kg

### Wi-Fi 5.8GHz ANT 5 CELL ON

Frequency: 5775 MHz; Duty Cycle: 1:1; Room Ambient Temperature: 24.0°C; Liquid Temperature: 23.0°C

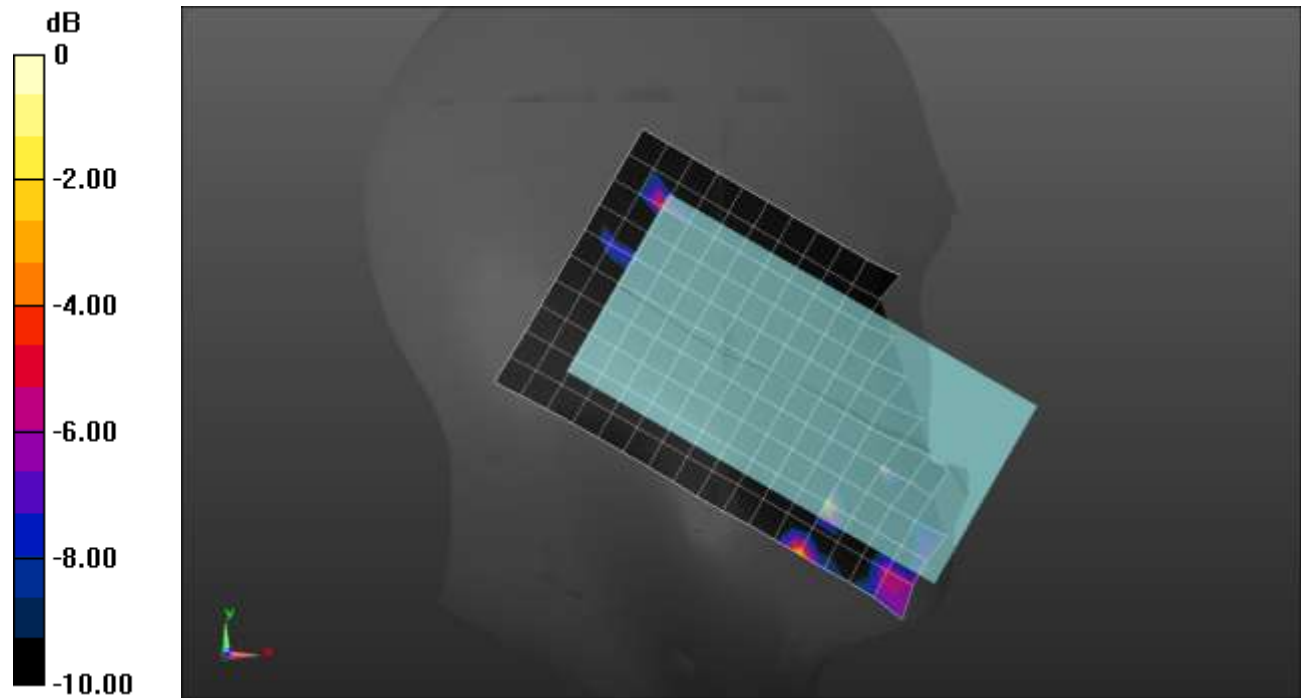
Medium parameters used:  $f = 5775 \text{ MHz}$ ;  $\sigma = 5.032 \text{ S/m}$ ;  $\epsilon_r = 35.917$ ;  $\rho = 1000 \text{ kg/m}^3$

Dasy Configuration:

- Area Scan Setting: Find Secondary Maximum within 2.0 dB and with a peak SAR value greater than 0.0012 W/kg
- Electronics: DAE4 Sn1544; Calibrated: 1/7/2022
- Probe: EX3DV4 - SN7448; ConvF(4.6, 4.6, 4.6) @ 5775 MHz; Calibrated: 2/25/2022
- Sensor-Surface: 1.4mm (Mechanical Surface Detection)
- Phantom: Twin-SAM V5.0 (30deg probe tilt); Type: QD 000 P40 CD; Serial: xxxx

**LHS/Touch\_802.11ac VHT80\_Ch 155/Area Scan (11x19x1):** Measurement grid:  $dx=10\text{mm}$ ,  $dy=10\text{mm}$

Maximum value of SAR (measured) = 0.0580 W/kg



0 dB = 0.0580 W/kg = -12.37 dBW/kg

### Wi-Fi 5.8GHz ANT 5 CELL ON

Frequency: 5775 MHz; Duty Cycle: 1:1; Room Ambient Temperature: 24.0°C; Liquid Temperature: 23.0°C  
Medium parameters used:  $f = 5775$  MHz;  $\sigma = 5.119$  S/m;  $\epsilon_r = 36.568$ ;  $\rho = 1000$  kg/m<sup>3</sup>

Dasy Configuration:

- Area Scan Setting: Find Secondary Maximum within 2.0 dB and with a peak SAR value greater than 0.0012 W/kg
- Electronics: DAE4 Sn1544; Calibrated: 1/7/2022
- Probe: EX3DV4 - SN7448; ConvF(4.6, 4.6, 4.6) @ 5775 MHz; Calibrated: 2/25/2022
- Sensor-Surface: 1.4mm (Mechanical Surface Detection)
- Phantom: Twin-SAM V5.0 (30deg probe tilt); Type: QD 000 P40 CD; Serial: xxxx

**Rear/ 802.11ac VHT80\_Ch 155/Area Scan (11x18x1):** Measurement grid: dx=10mm, dy=10mm  
Maximum value of SAR (measured) = 0.858 W/kg

**Rear/ 802.11ac VHT80\_Ch 155/Zoom Scan(7x7x12)/Cube 0:** Measurement grid: dx=4mm, dy=4mm, dz=2mm

Reference Value = 9.569 V/m; Power Drift = -0.02 dB

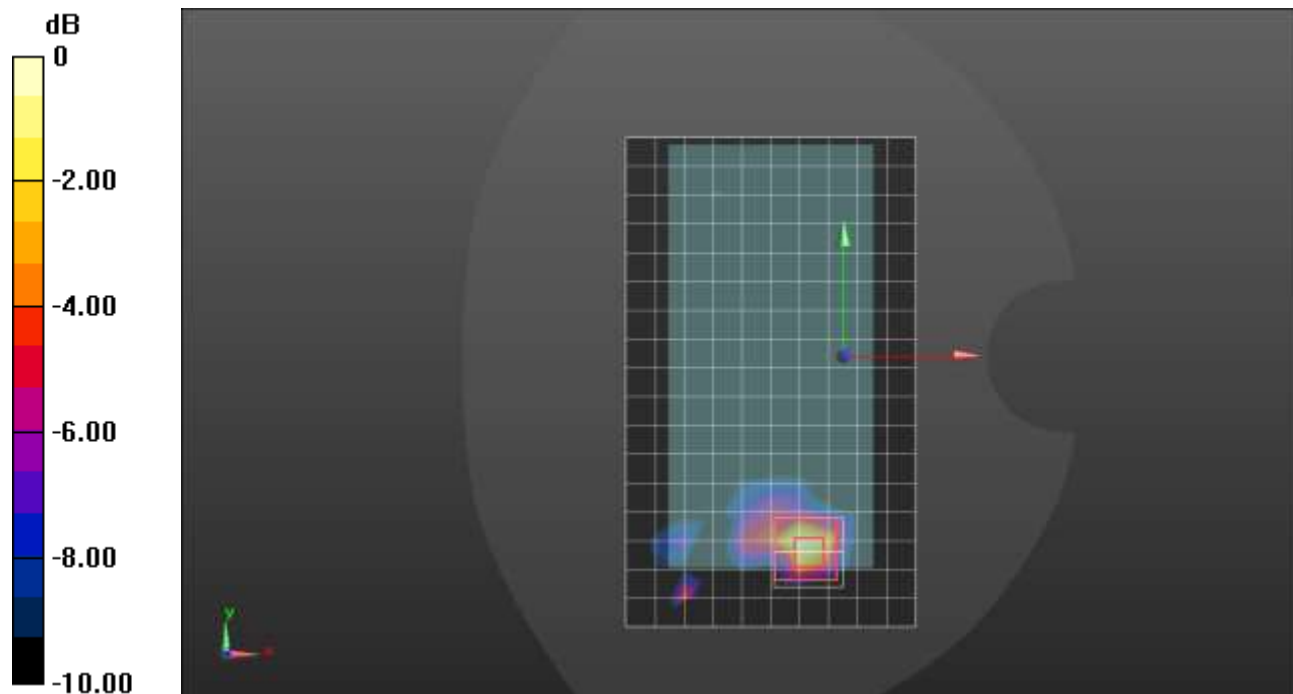
Peak SAR (extrapolated) = 1.62 W/kg

**SAR(1 g) = 0.302 W/kg; SAR(10 g) = 0.081 W/kg**

Smallest distance from peaks to all points 3 dB below = 5.1 mm

Ratio of SAR at M2 to SAR at M1 = 46.9%

Maximum value of SAR (measured) = 0.816 W/kg



0 dB = 0.816 W/kg = -0.88 dBW/kg

### Wi-Fi 5.3GHz ANT 6 CELL ON

Frequency: 5290 MHz; Duty Cycle: 1:1; Room Ambient Temperature: 24.0°C; Liquid Temperature: 23.0°C  
Medium parameters used:  $f = 5290$  MHz;  $\sigma = 4.618$  S/m;  $\epsilon_r = 37.054$ ;  $\rho = 1000$  kg/m<sup>3</sup>

Dasy Configuration:

- Area Scan Setting: Find Secondary Maximum within 2.0 dB and with a peak SAR value greater than 0.0012 W/kg
- Electronics: DAE4 Sn1257; Calibrated: 9/15/2021
- Probe: EX3DV4 - SN3749; ConvF(4.66, 4.66, 4.66) @ 5290 MHz; Calibrated: 1/18/2022
- Sensor-Surface: 1.4mm (Mechanical Surface Detection)
- Phantom: Twin-SAM V5.0 (30deg probe tilt); Type: QD 000 P40 CD; Serial: 1740

**RHS/Touch\_802.11ac VHT80\_Ch 58/Area Scan (10x20x1):** Measurement grid: dx=10mm, dy=10mm  
Maximum value of SAR (measured) = 0.796 W/kg

**RHS/Touch\_802.11ac VHT80\_Ch 58/Zoom Scan (7x7x12)/Cube 0:** Measurement grid: dx=4mm, dy=4mm, dz=2mm

Reference Value = 7.649 V/m; Power Drift = -0.08 dB

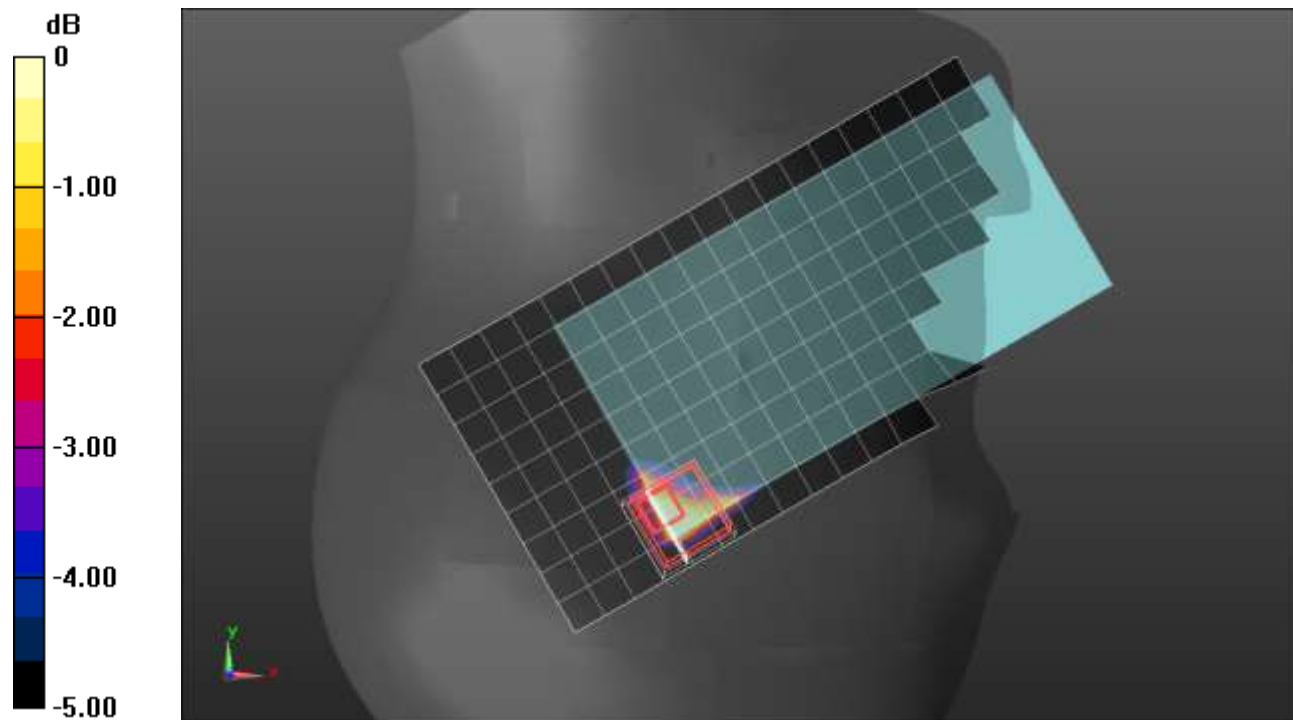
Peak SAR (extrapolated) = 2.82 W/kg

**SAR(1 g) = 0.245 W/kg; SAR(10 g) = 0.080 W/kg**

Smallest distance from peaks to all points 3 dB below = 4.5 mm

Ratio of SAR at M2 to SAR at M1 = 57.4%

Maximum value of SAR (measured) = 0.688 W/kg



0 dB = 0.688 W/kg = -1.62 dBW/kg



### Wi-Fi 5.3GHz ANT 6 CELL ON

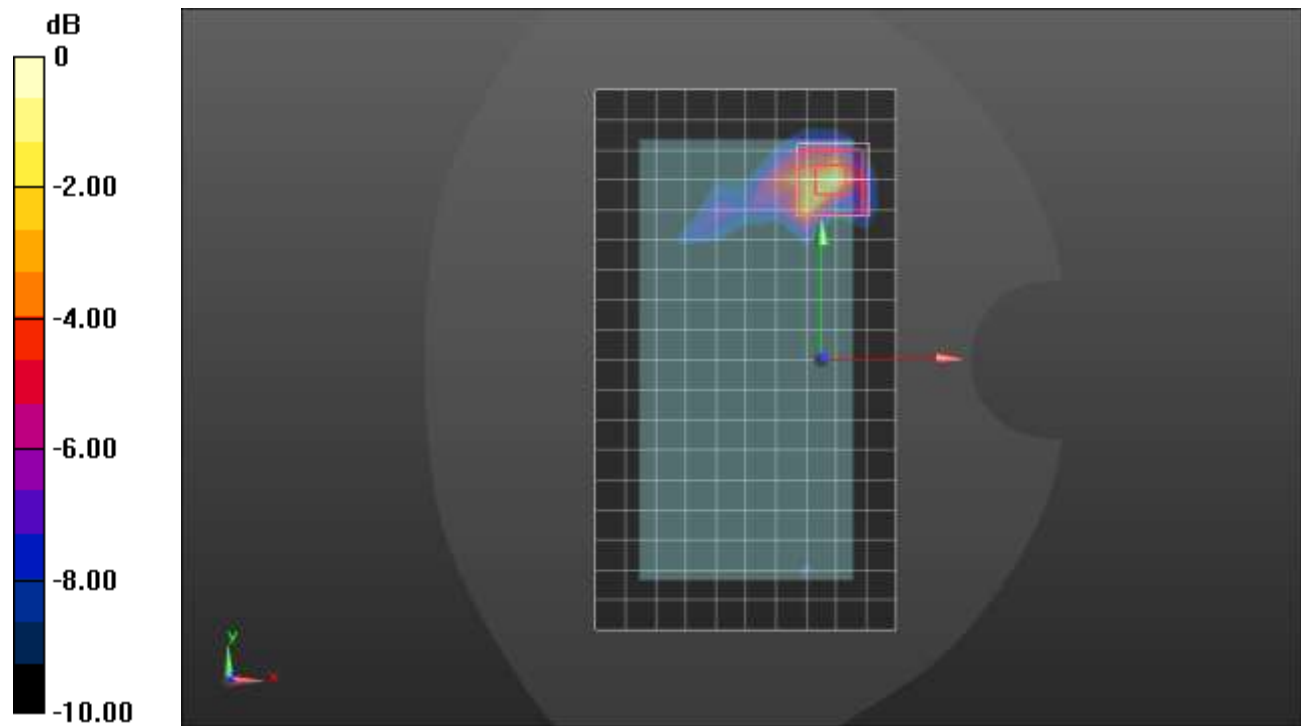
Frequency: 5290 MHz; Duty Cycle: 1:1; Room Ambient Temperature: 24.0°C; Liquid Temperature: 23.0°C  
 Medium parameters used:  $f = 5290 \text{ MHz}$ ;  $\sigma = 4.618 \text{ S/m}$ ;  $\epsilon_r = 37.054$ ;  $\rho = 1000 \text{ kg/m}^3$

Dasy Configuration:

- Area Scan Setting: Find Secondary Maximum within 2.0 dB and with a peak SAR value greater than 0.0012 W/kg
- Electronics: DAE4 Sn1257; Calibrated: 9/15/2021
- Probe: EX3DV4 - SN3749; ConvF(4.66, 4.66, 4.66) @ 5290 MHz; Calibrated: 1/18/2022
- Sensor-Surface: 1.4mm (Mechanical Surface Detection)
- Phantom: Twin-SAM V5.0 (30deg probe tilt); Type: QD 000 P40 CD; Serial: 1740

**Rear/802.11ac VHT80\_Ch 58/Area Scan (11x19x1):** Measurement grid:  $dx=10\text{mm}$ ,  $dy=10\text{mm}$   
 Maximum value of SAR (measured) = 0.657 W/kg

**Rear/802.11ac VHT80\_Ch 58/Zoom Scan (7x7x12)/Cube 0:** Measurement grid:  $dx=4\text{mm}$ ,  $dy=4\text{mm}$ ,  $dz=2\text{mm}$   
 Reference Value = 11.36 V/m; Power Drift = 0.16 dB  
 Peak SAR (extrapolated) = 1.50 W/kg  
**SAR(1 g) = 0.289 W/kg; SAR(10 g) = 0.091 W/kg**  
 Smallest distance from peaks to all points 3 dB below = 5.1 mm  
 Ratio of SAR at M2 to SAR at M1 = 50.9%  
 Maximum value of SAR (measured) = 0.815 W/kg



0 dB = 0.815 W/kg = -0.89 dBW/kg

### Wi-Fi 5.5GHz ANT 6 CELL ON

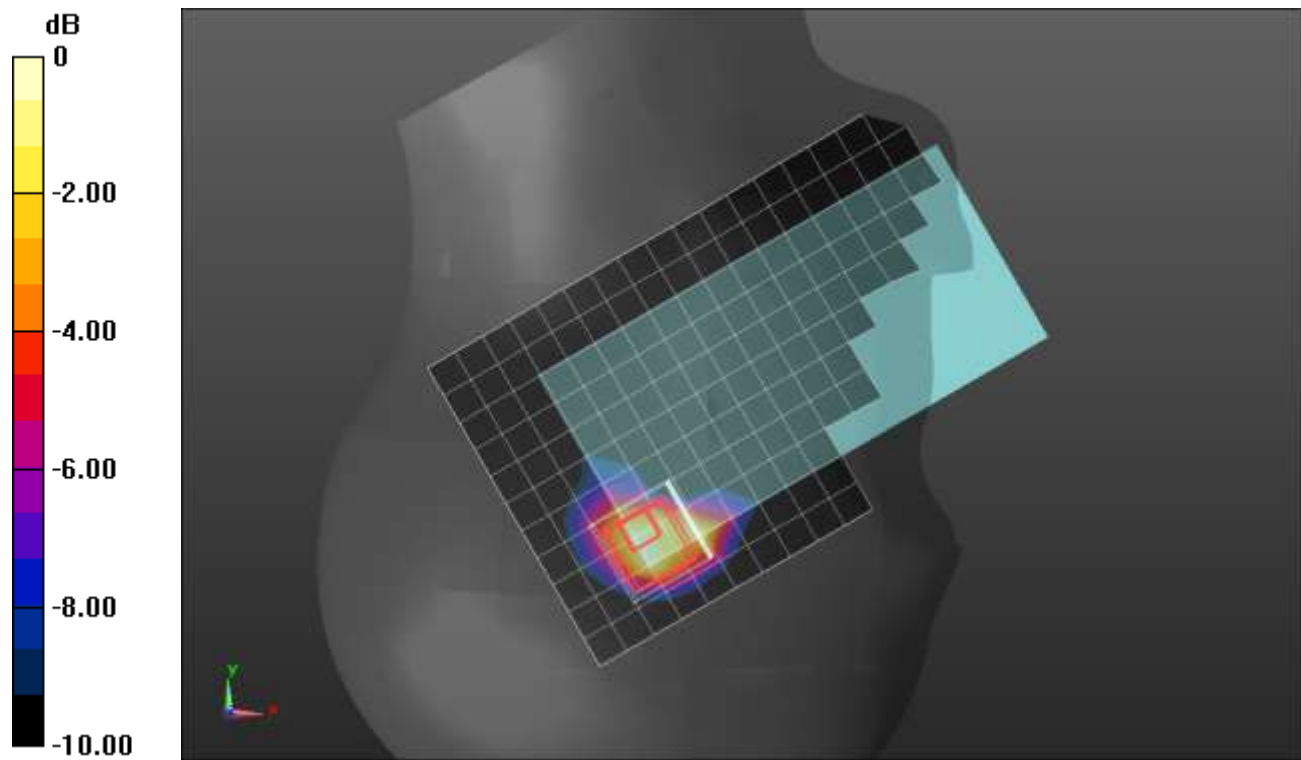
Frequency: 5610 MHz; Duty Cycle: 1:1; Room Ambient Temperature: 24.0°C; Liquid Temperature: 23.0°C  
 Medium parameters used:  $f = 5610 \text{ MHz}$ ;  $\sigma = 4.879 \text{ S/m}$ ;  $\epsilon_r = 37.038$ ;  $\rho = 1000 \text{ kg/m}^3$

Dasy Configuration:

- Area Scan Setting: Find Secondary Maximum within 2.0 dB and with a peak SAR value greater than 0.0012 W/kg
- Electronics: DAE4 Sn1472; Calibrated: 1/7/2022
- Probe: EX3DV4 - SN7585; ConvF(4.68, 4.68, 4.68) @ 5610 MHz; Calibrated: 4/27/2022
- Sensor-Surface: 1.4mm (Mechanical Surface Detection)
- Phantom: Twin-SAM V5.0 (20deg probe tilt); Type: QD 000 P40 CD; Serial: xxxx

**RHS/Touch\_802.11ac VHT80\_Ch 122/Area Scan (12x19x1):** Measurement grid:  $dx=10\text{mm}$ ,  $dy=10\text{mm}$   
 Maximum value of SAR (measured) = 0.517 W/kg

**RHS/Touch\_802.11ac VHT80\_Ch 122/Zoom Scan (8x8x12)/Cube 0:** Measurement grid:  $dx=4\text{mm}$ ,  $dy=4\text{mm}$ ,  $dz=2\text{mm}$   
 Reference Value = 8.895 V/m; Power Drift = -0.06 dB  
 Peak SAR (extrapolated) = 0.976 W/kg  
**SAR(1 g) = 0.214 W/kg; SAR(10 g) = 0.078 W/kg**  
 Smallest distance from peaks to all points 3 dB below = 4 mm  
 Ratio of SAR at M2 to SAR at M1 = 48%  
 Maximum value of SAR (measured) = 0.541 W/kg



0 dB = 0.541 W/kg = -2.67 dBW/kg

### Wi-Fi 5.5GHz ANT 6 CELL ON

Frequency: 5610 MHz; Duty Cycle: 1:1; Room Ambient Temperature: 24.0°C; Liquid Temperature: 23.0°C  
 Medium parameters used:  $f = 5610 \text{ MHz}$ ;  $\sigma = 4.858 \text{ S/m}$ ;  $\epsilon_r = 34.624$ ;  $\rho = 1000 \text{ kg/m}^3$

Dasy Configuration:

- Area Scan Setting: Find Secondary Maximum within 2.0 dB and with a peak SAR value greater than 0.0012 W/kg
- Electronics: DAE4 Sn1472; Calibrated: 1/7/2022
- Probe: EX3DV4 - SN7585; ConvF(4.68, 4.68, 4.68) @ 5610 MHz; Calibrated: 4/27/2022
- Sensor-Surface: 1.4mm (Mechanical Surface Detection)
- Phantom: Twin-SAM V5.0 (20deg probe tilt); Type: QD 000 P40 CD; Serial: xxxx

**Rear/802.11ac VHT80\_Ch 122/Area Scan (11x19x1):** Measurement grid:  $dx=10\text{mm}$ ,  $dy=10\text{mm}$   
 Maximum value of SAR (measured) = 0.853 W/kg

**Rear/802.11ac VHT80\_Ch 122/Zoom Scan (7x7x12)/Cube 0:** Measurement grid:  $dx=4\text{mm}$ ,  $dy=4\text{mm}$ ,  $dz=2\text{mm}$

Reference Value = 11.36 V/m; Power Drift = 0.04 dB

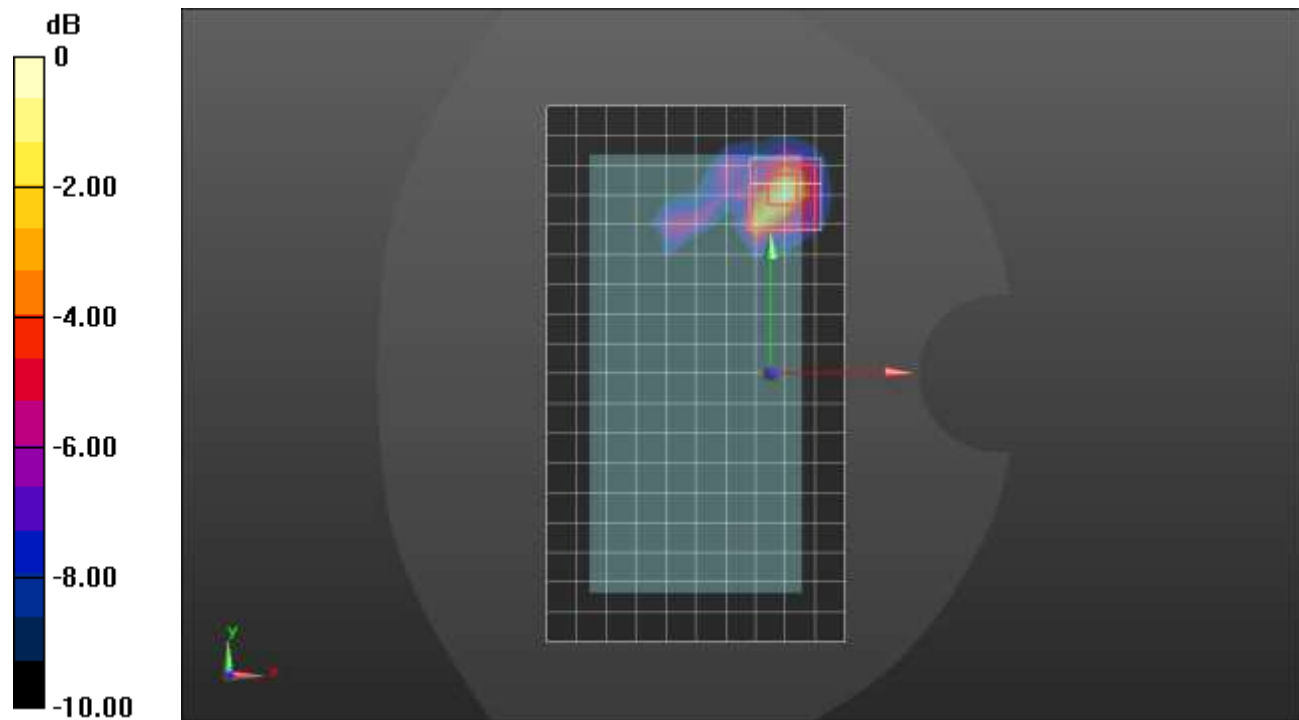
Peak SAR (extrapolated) = 1.67 W/kg

**SAR(1 g) = 0.300 W/kg; SAR(10 g) = 0.088 W/kg**

Smallest distance from peaks to all points 3 dB below = 4 mm

Ratio of SAR at M2 to SAR at M1 = 50.8%

Maximum value of SAR (measured) = 0.843 W/kg



0 dB = 0.843 W/kg = -0.74 dBW/kg

### Wi-Fi 5.8GHz ANT 6 CELL ON

Frequency: 5775 MHz; Duty Cycle: 1:1; Room Ambient Temperature: 24.0°C; Liquid Temperature: 23.0°C  
 Medium parameters used:  $f = 5775 \text{ MHz}$ ;  $\sigma = 5.035 \text{ S/m}$ ;  $\epsilon_r = 36.98$ ;  $\rho = 1000 \text{ kg/m}^3$

Dasy Configuration:

- Area Scan Setting: Find Secondary Maximum within 2.0 dB and with a peak SAR value greater than 0.0012 W/kg
- Electronics: DAE4 Sn1544; Calibrated: 1/7/2022
- Probe: EX3DV4 - SN7448; ConvF(4.6, 4.6, 4.6) @ 5775 MHz; Calibrated: 2/25/2022
- Sensor-Surface: 1.4mm (Mechanical Surface Detection)
- Phantom: Twin-SAM V5.0 (30deg probe tilt); Type: QD 000 P40 CD; Serial: xxxx

**RHS/Touch\_802.11ac VHT80\_Ch 155/Area Scan (11x19x1):** Measurement grid: dx=10mm, dy=10mm  
 Maximum value of SAR (measured) = 0.367 W/kg

**RHS/Touch\_802.11ac VHT80\_Ch 155/Zoom Scan (7x7x12)/Cube 0:** Measurement grid: dx=4mm, dy=4mm, dz=2mm

Reference Value = 9.401 V/m; Power Drift = -0.03 dB

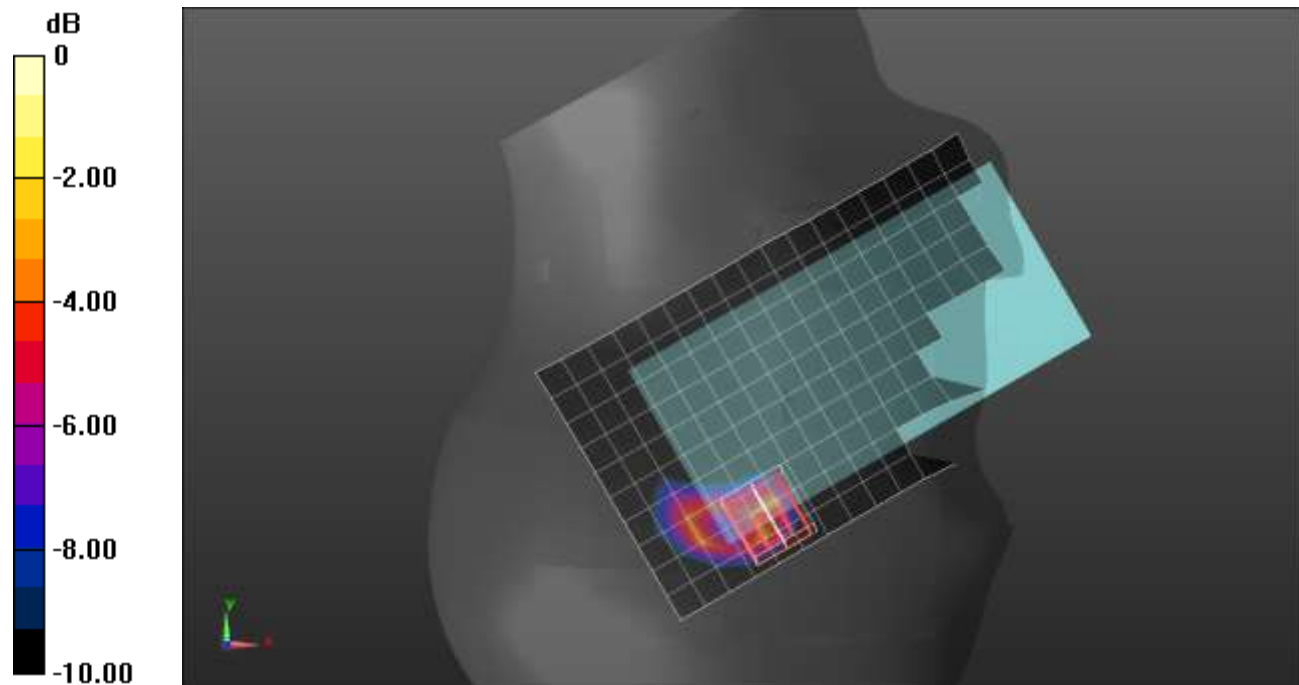
Peak SAR (extrapolated) = 1.26 W/kg

**SAR(1 g) = 0.258 W/kg; SAR(10 g) = 0.067 W/kg**

Smallest distance from peaks to all points 3 dB below = 4.9 mm

Ratio of SAR at M2 to SAR at M1 = 50.4%

Maximum value of SAR (measured) = 0.747 W/kg



0 dB = 0.747 W/kg = -1.27 dBW/kg

### Wi-Fi 5.8GHz ANT 6 CELL ON

Frequency: 5775 MHz; Duty Cycle: 1:1; Room Ambient Temperature: 24.0°C; Liquid Temperature: 23.0°C  
 Medium parameters used:  $f = 5775 \text{ MHz}$ ;  $\sigma = 5.035 \text{ S/m}$ ;  $\epsilon_r = 36.98$ ;  $\rho = 1000 \text{ kg/m}^3$

Dasy Configuration:

- Area Scan Setting: Find Secondary Maximum within 2.0 dB and with a peak SAR value greater than 0.0012 W/kg
- Electronics: DAE4 Sn1544; Calibrated: 1/7/2022
- Probe: EX3DV4 - SN7448; ConvF(4.6, 4.6, 4.6) @ 5775 MHz; Calibrated: 2/25/2022
- Sensor-Surface: 1.4mm (Mechanical Surface Detection)
- Phantom: Twin-SAM V5.0 (30deg probe tilt); Type: QD 000 P40 CD; Serial: xxxx

**Rear/802.11ac VHT80\_Ch 155/Area Scan (11x18x1):** Measurement grid:  $dx=10\text{mm}$ ,  $dy=10\text{mm}$   
 Maximum value of SAR (measured) = 0.845 W/kg

**Rear/802.11ac VHT80\_Ch 155/Zoom Scan (7x7x12)/Cube 0:** Measurement grid:  $dx=4\text{mm}$ ,  $dy=4\text{mm}$ ,  $dz=2\text{mm}$

Reference Value = 11.39 V/m; Power Drift = -0.03 dB

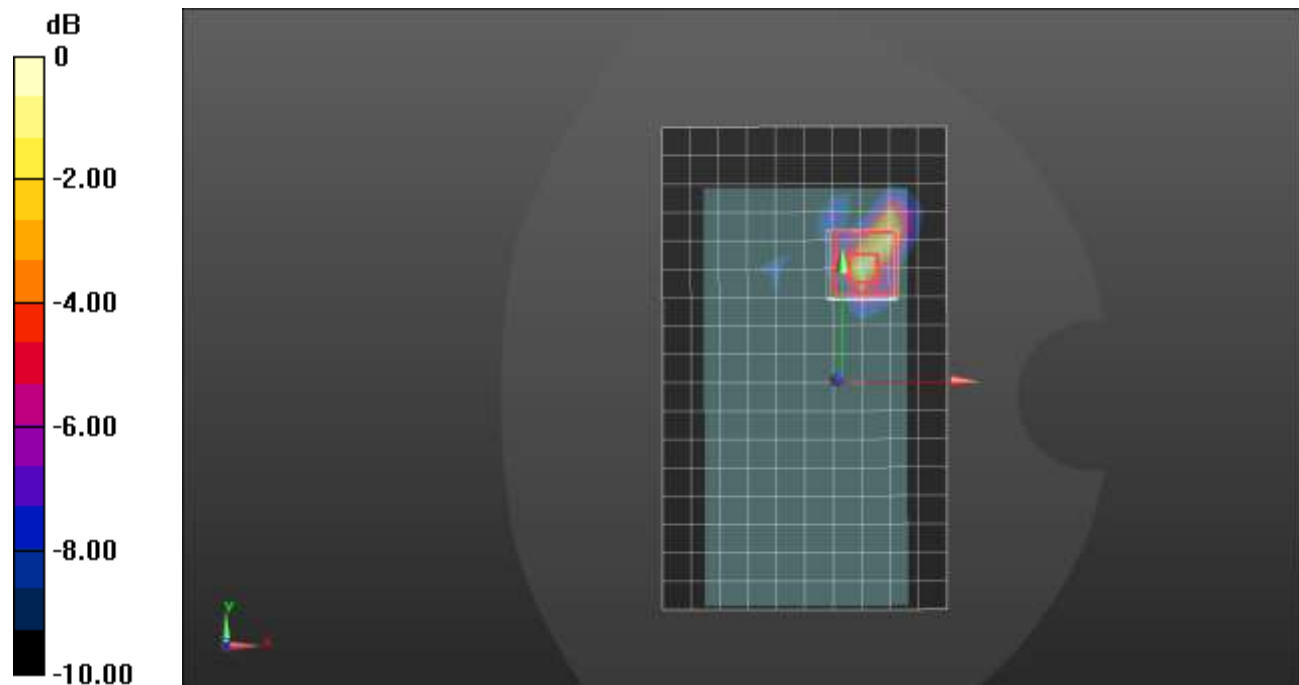
Peak SAR (extrapolated) = 1.92 W/kg

**SAR(1 g) = 0.332 W/kg; SAR(10 g) = 0.106 W/kg**

Smallest distance from peaks to all points 3 dB below = 4.5 mm

Ratio of SAR at M2 to SAR at M1 = 51.5%

Maximum value of SAR (measured) = 0.949 W/kg



0 dB = 0.949 W/kg = -0.23 dBW/kg

### Bluetooth (Plow) ANT 3

Frequency: 2441 MHz; Duty Cycle: 1:1; Room Ambient Temperature: 24.0°C; Liquid Temperature: 23.0°C  
 Medium parameters used (interpolated):  $f = 2441$  MHz;  $\sigma = 1.738$  S/m;  $\epsilon_r = 40.468$ ;  $\rho = 1000$  kg/m<sup>3</sup>

Dasy Configuration:

- Area Scan Setting: Find Secondary Maximum within 2.0 dB and with a peak SAR value greater than 0.0012 W/kg
- Electronics: DAE4 Sn1544; Calibrated: 1/7/2022
- Probe: EX3DV4 - SN7448; ConvF(7.63, 7.63, 7.63) @ 2441 MHz; Calibrated: 2/25/2022
- Sensor-Surface: 1.4mm (Mechanical Surface Detection)
- Phantom: Twin-SAM V5.0 (30deg probe tilt); Type: QD 000 P40 CD; Serial: xxxx

**LHS/Touch\_GFSK DH5\_ch 39/Area Scan (11x16x1):** Measurement grid: dx=12mm, dy=12mm  
 Maximum value of SAR (measured) = 0.0871 W/kg

**LHS/Touch\_GFSK DH5\_ch 39/Zoom Scan (7x7x7)/Cube 0:** Measurement grid: dx=5mm, dy=5mm, dz=5mm

Reference Value = 6.579 V/m; Power Drift = 0.19 dB

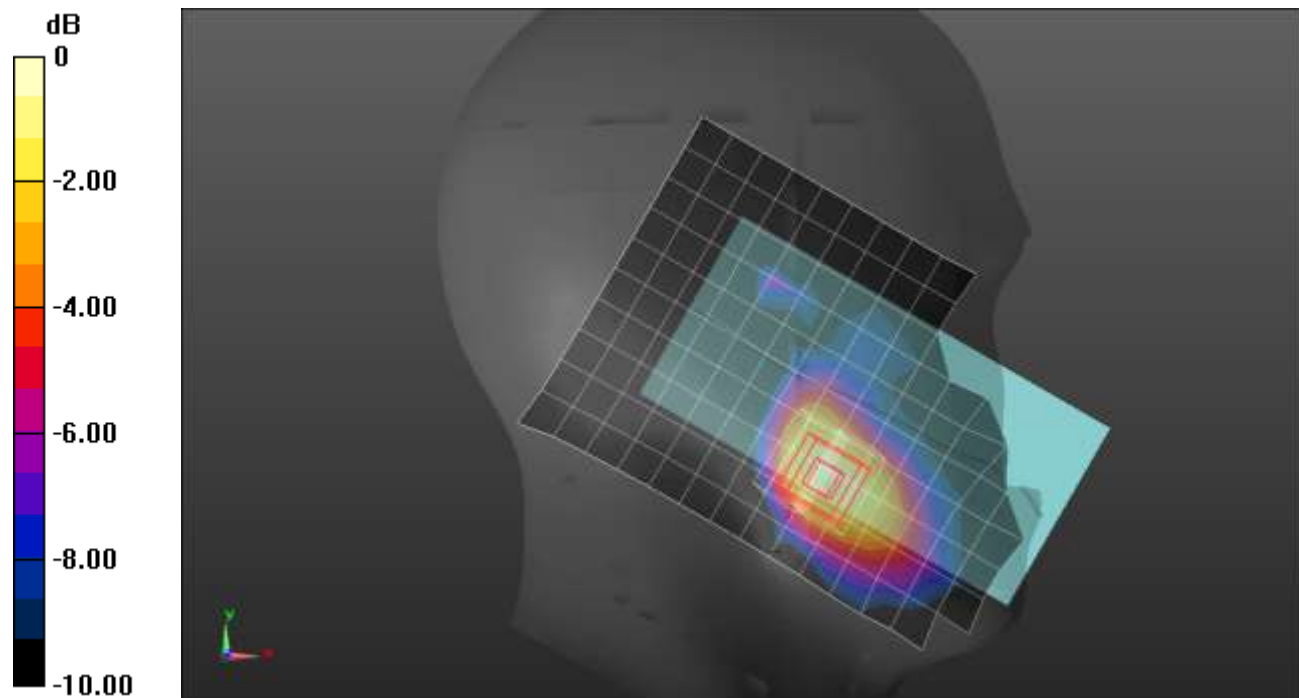
Peak SAR (extrapolated) = 0.115 W/kg

**SAR(1 g) = 0.063 W/kg; SAR(10 g) = 0.035 W/kg**

Smallest distance from peaks to all points 3 dB below: Larger than measurement grid (> 15 mm)

Ratio of SAR at M2 to SAR at M1 = 58.1%

Maximum value of SAR (measured) = 0.0920 W/kg



0 dB = 0.0920 W/kg = -10.36 dBW/kg

### Bluetooth (Plow) ANT 3

Frequency: 2441 MHz; Duty Cycle: 1:1; Room Ambient Temperature: 24.0°C; Liquid Temperature: 23.0°C  
 Medium parameters used (interpolated):  $f = 2441$  MHz;  $\sigma = 1.811$  S/m;  $\epsilon_r = 39.962$ ;  $\rho = 1000$  kg/m<sup>3</sup>

Dasy Configuration:

- Area Scan Setting: Find Secondary Maximum within 2.0 dB and with a peak SAR value greater than 0.0012 W/kg
- Electronics: DAE4 Sn1377; Calibrated: 9/20/2021
- Probe: EX3DV4 - SN3885; ConvF(7.39, 7.39, 7.39) @ 2441 MHz; Calibrated: 9/23/2021
- Sensor-Surface: 1.4mm (Mechanical Surface Detection)
- Phantom: Twin-SAM V5.0 (20deg probe tilt); Type: QD 000 P40 CD; Serial: xxxx

**Rear/GFSK DH5\_ch 39/Area Scan (9x15x1):** Measurement grid: dx=12mm, dy=12mm

Maximum value of SAR (measured) = 0.106 W/kg

**Rear/GFSK DH5\_ch 39/Zoom Scan (7x7x7)/Cube 0:** Measurement grid: dx=5mm, dy=5mm, dz=5mm

Reference Value = 6.832 V/m; Power Drift = -0.02 dB

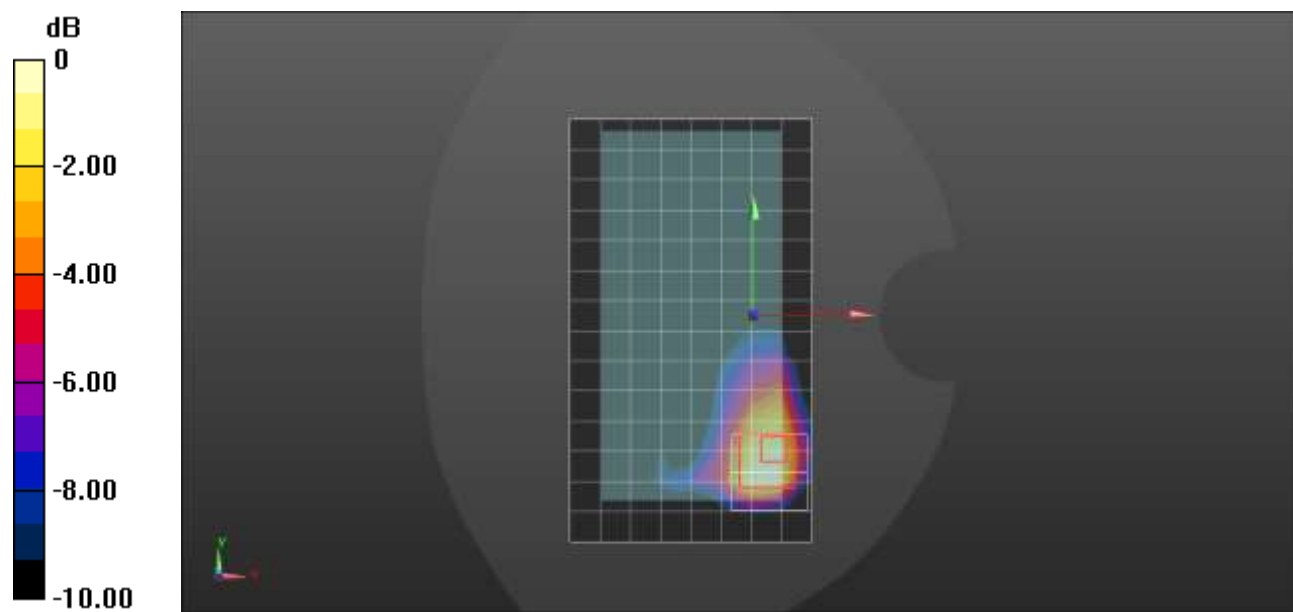
Peak SAR (extrapolated) = 0.151 W/kg

**SAR(1 g) = 0.061 W/kg; SAR(10 g) = 0.031 W/kg**

Smallest distance from peaks to all points 3 dB below = 8 mm

Ratio of SAR at M2 to SAR at M1 = 37.9%

Maximum value of SAR (measured) = 0.107 W/kg



0 dB = 0.107 W/kg = -9.71 dBW/kg

### Bluetooth (Plow) ANT 3

Frequency: 2441 MHz; Duty Cycle: 1:1; Room Ambient Temperature: 24.0°C; Liquid Temperature: 23.0°C  
 Medium parameters used (interpolated):  $f = 2441$  MHz;  $\sigma = 1.811$  S/m;  $\epsilon_r = 39.962$ ;  $\rho = 1000$  kg/m<sup>3</sup>

Dasy Configuration:

- Area Scan Setting: Find Secondary Maximum within 2.0 dB and with a peak SAR value greater than 0.0012 W/kg
- Electronics: DAE4 Sn1377; Calibrated: 9/20/2021
- Probe: EX3DV4 - SN3885; ConvF(7.39, 7.39, 7.39) @ 2441 MHz; Calibrated: 9/23/2021
- Sensor-Surface: 2.5mm (Mechanical Surface Detection)
- Phantom: Twin-SAM V5.0 (20deg probe tilt); Type: QD 000 P40 CD; Serial: xxxx

**Edge 4/GFSK DH5\_ch 39/Area Scan (8x18x1):** Measurement grid: dx=12mm, dy=12mm

Maximum value of SAR (measured) = 0.0804 W/kg

**Edge 4/GFSK DH5\_ch 39/Zoom Scan (7x7x7)/Cube 0:** Measurement grid: dx=5mm, dy=5mm, dz=5mm

Reference Value = 6.858 V/m; Power Drift = -0.17 dB

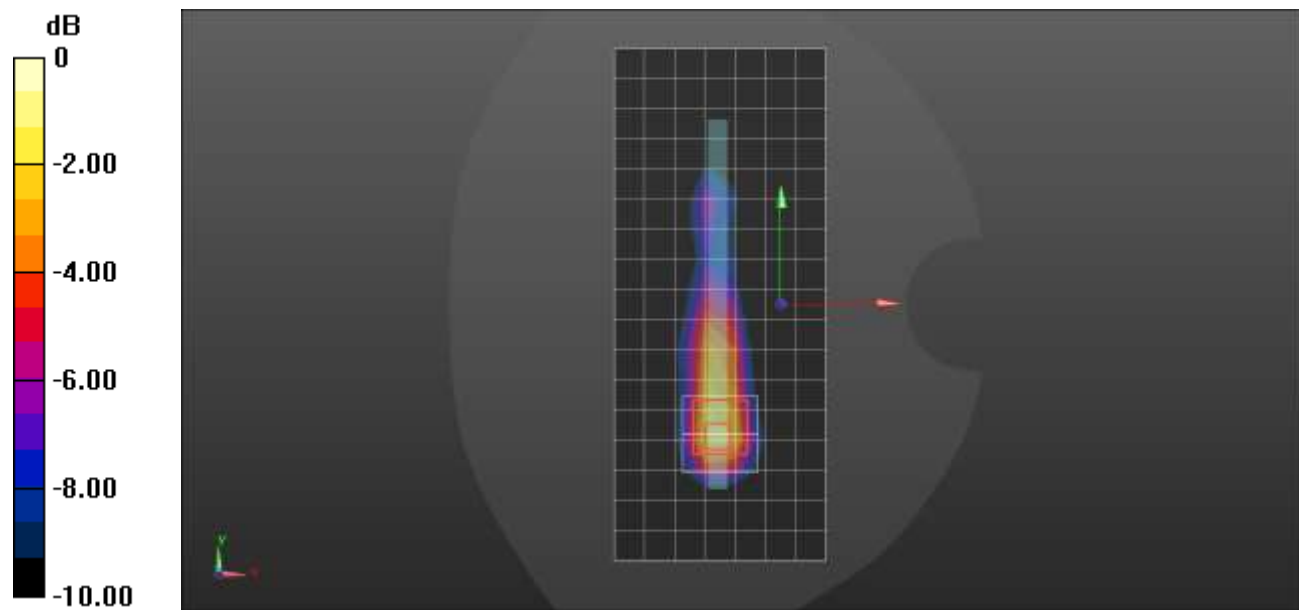
Peak SAR (extrapolated) = 0.165 W/kg

**SAR(1 g) = 0.075 W/kg; SAR(10 g) = 0.033 W/kg**

Smallest distance from peaks to all points 3 dB below = 8 mm

Ratio of SAR at M2 to SAR at M1 = 48.3%

Maximum value of SAR (measured) = 0.108 W/kg



0 dB = 0.108 W/kg = -9.67 dBW/kg



### Bluetooth (Phigh) ANT 3

Frequency: 2441 MHz; Duty Cycle: 1:1; Room Ambient Temperature: 24.0°C; Liquid Temperature: 23.0°C  
 Medium parameters used (interpolated):  $f = 2441 \text{ MHz}$ ;  $\sigma = 1.746 \text{ S/m}$ ;  $\epsilon_r = 38.372$ ;  $\rho = 1000 \text{ kg/m}^3$

Dasy Configuration:

- Area Scan Setting: Find Secondary Maximum within 2.0 dB and with a peak SAR value greater than 0.0012 W/kg
- Electronics: DAE4 Sn1377; Calibrated: 9/20/2021
- Probe: EX3DV4 - SN3885; ConvF(7.39, 7.39, 7.39) @ 2441 MHz; Calibrated: 9/23/2021
- Sensor-Surface: 1.4mm (Mechanical Surface Detection)
- Phantom: Twin-SAM V5.0 (20deg probe tilt); Type: QD 000 P40 CD; Serial: xxxx

**LHS/Touch\_GFSK DH5\_ch 39/Area Scan (11x16x1):** Measurement grid:  $dx=12\text{mm}$ ,  $dy=12\text{mm}$   
 Maximum value of SAR (measured) = 0.185 W/kg

**LHS/Touch\_GFSK DH5\_ch 39/Zoom Scan (7x7x7)/Cube 0:** Measurement grid:  $dx=5\text{mm}$ ,  $dy=5\text{mm}$ ,  $dz=5\text{mm}$

Reference Value = 9.426 V/m; Power Drift = 0.13 dB


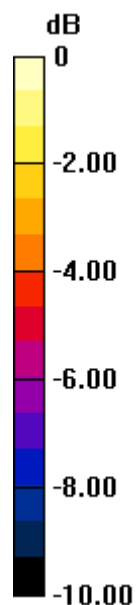
Peak SAR (extrapolated) = 0.221 W/kg

**SAR(1 g) = 0.126 W/kg; SAR(10 g) = 0.069 W/kg**

Smallest distance from peaks to all points 3 dB below = 7.1 mm

Ratio of SAR at M2 to SAR at M1 = 56.2%

Maximum value of SAR (measured) = 0.181 W/kg



0 dB = 0.181 W/kg = -7.42 dBW/kg

### Bluetooth (Phigh) ANT 3

Frequency: 2441 MHz; Duty Cycle: 1:1; Room Ambient Temperature: 24.0°C; Liquid Temperature: 23.0°C  
 Medium parameters used (interpolated):  $f = 2441$  MHz;  $\sigma = 1.811$  S/m;  $\epsilon_r = 39.962$ ;  $\rho = 1000$  kg/m<sup>3</sup>

Dasy Configuration:

- Area Scan Setting: Find Secondary Maximum within 2.0 dB and with a peak SAR value greater than 0.0012 W/kg
- Electronics: DAE4 Sn1377; Calibrated: 9/20/2021
- Probe: EX3DV4 - SN3885; ConvF(7.39, 7.39, 7.39) @ 2441 MHz; Calibrated: 9/23/2021
- Sensor-Surface: 1.4mm (Mechanical Surface Detection)
- Phantom: Twin-SAM V5.0 (20deg probe tilt); Type: QD 000 P40 CD; Serial: xxxx

**Rear/GFSK DH5\_ch 39/Area Scan (9x15x1):** Measurement grid: dx=12mm, dy=12mm

Maximum value of SAR (measured) = 0.386 W/kg

**Rear/GFSK DH5\_ch 39/Zoom Scan (7x8x7)/Cube 0:** Measurement grid: dx=5mm, dy=5mm, dz=5mm

Reference Value = 13.06 V/m; Power Drift = 0.03 dB

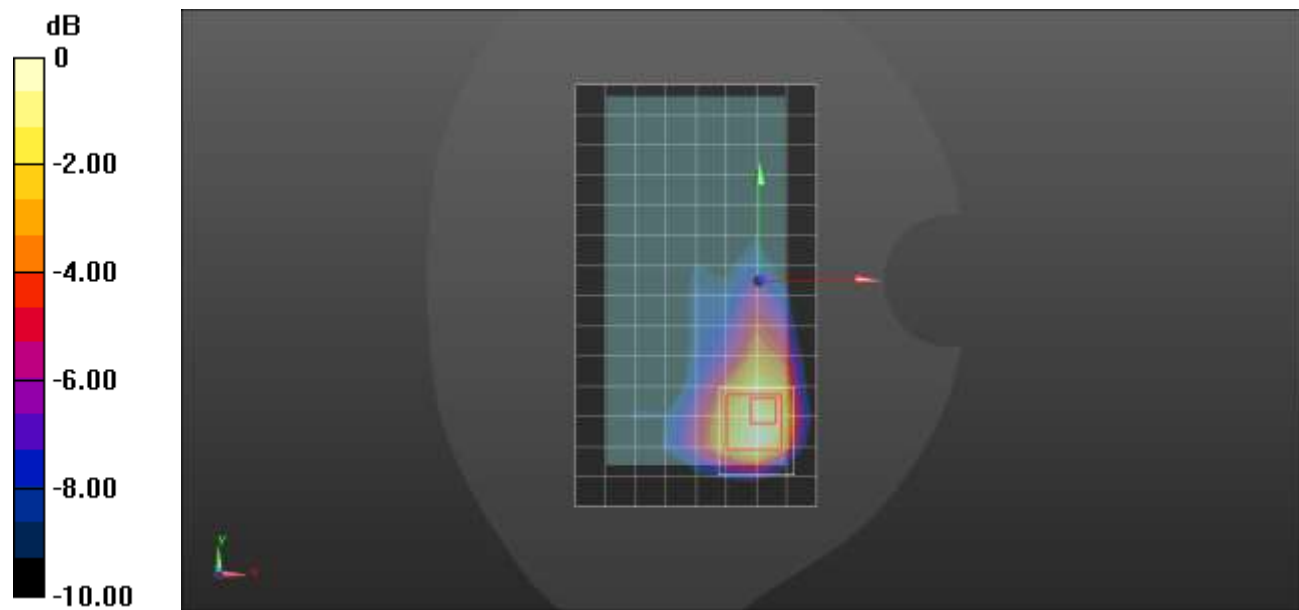
Peak SAR (extrapolated) = 0.547 W/kg

**SAR(1 g) = 0.222 W/kg; SAR(10 g) = 0.108 W/kg**

Smallest distance from peaks to all points 3 dB below = 6 mm

Ratio of SAR at M2 to SAR at M1 = 40.4%

Maximum value of SAR (measured) = 0.379 W/kg



0 dB = 0.379 W/kg = -4.21 dBW/kg

### Bluetooth (Phigh) ANT 3

Frequency: 2441 MHz; Duty Cycle: 1:1; Room Ambient Temperature: 24.0°C; Liquid Temperature: 23.0°C  
 Medium parameters used (interpolated):  $f = 2441$  MHz;  $\sigma = 1.811$  S/m;  $\epsilon_r = 39.962$ ;  $\rho = 1000$  kg/m<sup>3</sup>

Dasy Configuration:

- Area Scan Setting: Find Secondary Maximum within 2.0 dB and with a peak SAR value greater than 0.0012 W/kg
- Electronics: DAE4 Sn1377; Calibrated: 9/20/2021
- Probe: EX3DV4 - SN3885; ConvF(7.39, 7.39, 7.39) @ 2441 MHz; Calibrated: 9/23/2021
- Sensor-Surface: 2.5mm (Mechanical Surface Detection)
- Phantom: Twin-SAM V5.0 (20deg probe tilt); Type: QD 000 P40 CD; Serial: xxxx

**Edge 4/GFSK DH5\_ch 39/Area Scan (8x18x1):** Measurement grid: dx=12mm, dy=12mm

Maximum value of SAR (measured) = 0.418 W/kg

**Edge 4/GFSK DH5\_ch 39/Zoom Scan (7x7x7)/Cube 0:** Measurement grid: dx=5mm, dy=5mm, dz=5mm

Reference Value = 12.89 V/m; Power Drift = -0.09 dB

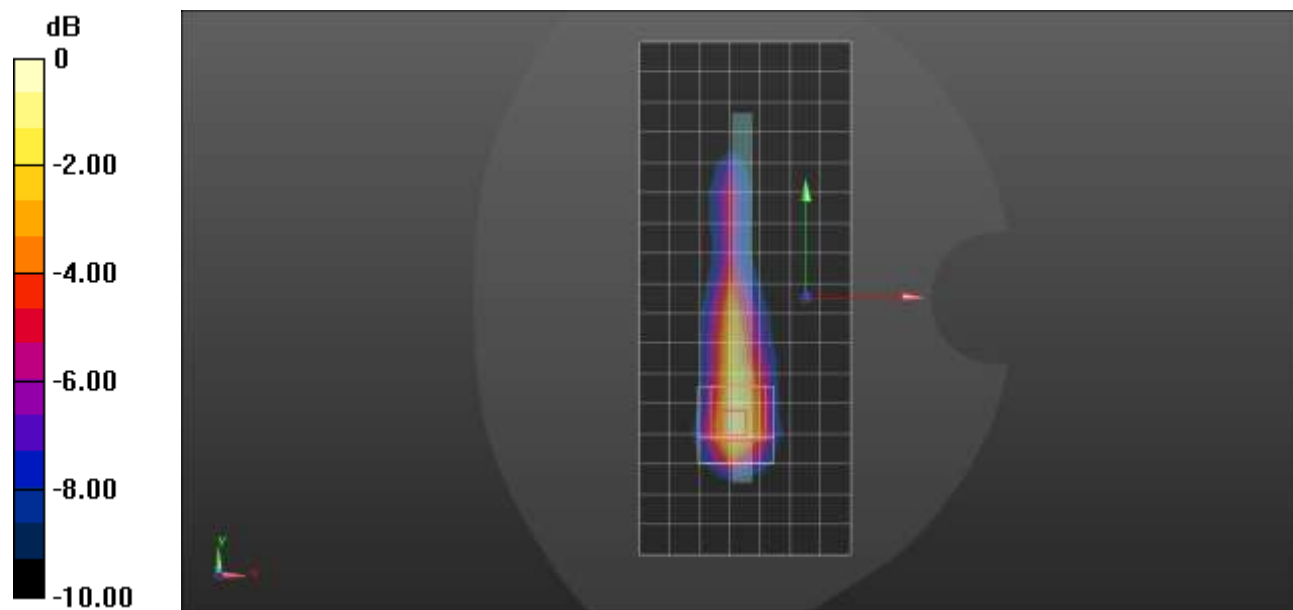
Peak SAR (extrapolated) = 0.693 W/kg

**SAR(1 g) = 0.297 W/kg; SAR(10 g) = 0.129 W/kg**

Smallest distance from peaks to all points 3 dB below = 6 mm

Ratio of SAR at M2 to SAR at M1 = 44.2%

Maximum value of SAR (measured) = 0.448 W/kg



0 dB = 0.448 W/kg = -3.49 dBW/kg

### Bluetooth (Pstandalone) ANT 3

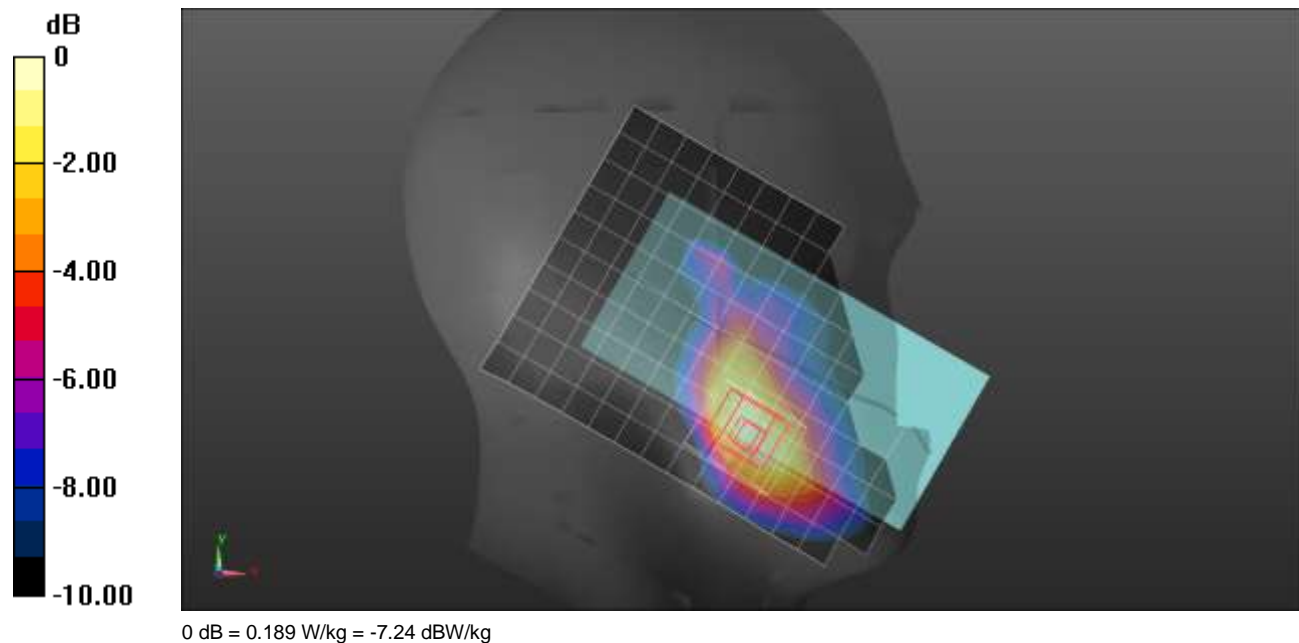
Frequency: 2441 MHz; Duty Cycle: 1:1; Room Ambient Temperature: 24.0°C; Liquid Temperature: 23.0°C  
 Medium parameters used (interpolated):  $f = 2441$  MHz;  $\sigma = 1.746$  S/m;  $\epsilon_r = 38.372$ ;  $\rho = 1000$  kg/m<sup>3</sup>

Dasy Configuration:

- Area Scan Setting: Find Secondary Maximum within 2.0 dB and with a peak SAR value greater than 0.0012 W/kg
- Electronics: DAE4 Sn1377; Calibrated: 9/20/2021
- Probe: EX3DV4 - SN3885; ConvF(7.39, 7.39, 7.39) @ 2441 MHz; Calibrated: 9/23/2021
- Sensor-Surface: 1.4mm (Mechanical Surface Detection)
- Phantom: Twin-SAM V5.0 (20deg probe tilt); Type: QD 000 P40 CD; Serial: xxxx

**LHS/Touch\_GFSK DH5\_ch 39/Area Scan (11x16x1):** Measurement grid: dx=12mm, dy=12mm  
 Maximum value of SAR (measured) = 0.187 W/kg

**LHS/Touch\_GFSK DH5\_ch 39/Zoom Scan (7x7x7)/Cube 0:** Measurement grid: dx=5mm, dy=5mm, dz=5mm  
 Reference Value = 9.671 V/m; Power Drift = 0.03 dB  
 Peak SAR (extrapolated) = 0.221 W/kg  
**SAR(1 g) = 0.131 W/kg; SAR(10 g) = 0.076 W/kg**  
 Smallest distance from peaks to all points 3 dB below = 11.1 mm  
 Ratio of SAR at M2 to SAR at M1 = 61.3%  
 Maximum value of SAR (measured) = 0.189 W/kg



### Bluetooth (Pstandalone) ANT 3

Frequency: 2441 MHz; Duty Cycle: 1:1; Room Ambient Temperature: 24.0°C; Liquid Temperature: 23.0°C  
 Medium parameters used (interpolated):  $f = 2441 \text{ MHz}$ ;  $\sigma = 1.738 \text{ S/m}$ ;  $\epsilon_r = 40.468$ ;  $\rho = 1000 \text{ kg/m}^3$

Dasy Configuration:

- Area Scan Setting: Find Secondary Maximum within 2.0 dB and with a peak SAR value greater than 0.0012 W/kg
- Electronics: DAE4 Sn1544; Calibrated: 1/7/2022
- Probe: EX3DV4 - SN7448; ConvF(7.63, 7.63, 7.63) @ 2441 MHz; Calibrated: 2/25/2022
- Sensor-Surface: 1.4mm (Mechanical Surface Detection)
- Phantom: Twin-SAM V5.0 (30deg probe tilt); Type: QD 000 P40 CD; Serial: xxxx

**Front/GFSK DH5\_ch 39/Area Scan (10x17x1):** Measurement grid:  $dx=12\text{mm}$ ,  $dy=12\text{mm}$

Maximum value of SAR (measured) = 0.679 W/kg

**Front/GFSK DH5\_ch 39/Zoom Scan (7x7x7)/Cube 0:** Measurement grid:  $dx=5\text{mm}$ ,  $dy=5\text{mm}$ ,  $dz=5\text{mm}$

Reference Value = 18.16 V/m; Power Drift = 0.03 dB

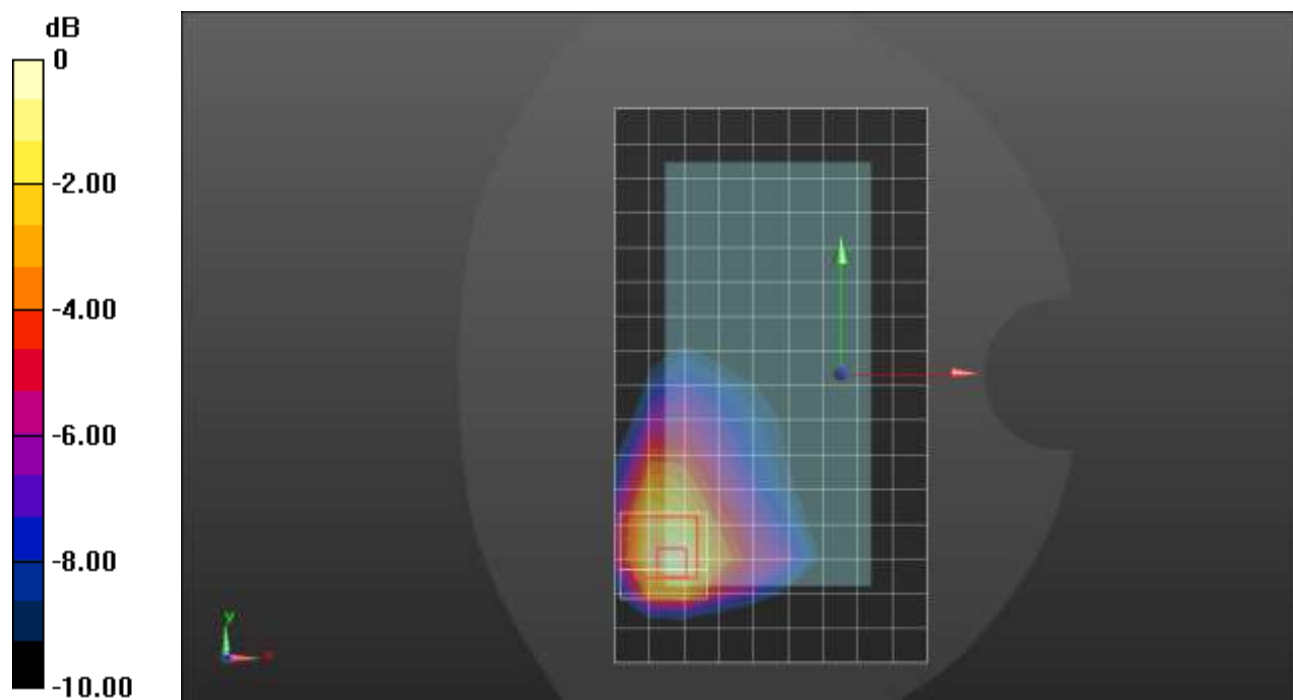
Peak SAR (extrapolated) = 0.952 W/kg

**SAR(1 g) = 0.445 W/kg; SAR(10 g) = 0.241 W/kg**

Smallest distance from peaks to all points 3 dB below = 11 mm

Ratio of SAR at M2 to SAR at M1 = 45%

Maximum value of SAR (measured) = 0.740 W/kg



0 dB = 0.740 W/kg = -1.31 dBW/kg

### Bluetooth (Pstandalone) ANT 3

Frequency: 2402 MHz; Duty Cycle: 1:1; Room Ambient Temperature: 24.0°C; Liquid Temperature: 23.0°C  
 Medium parameters used (interpolated):  $f = 2402$  MHz;  $\sigma = 1.745$  S/m;  $\epsilon_r = 41.226$ ;  $\rho = 1000$  kg/m<sup>3</sup>

Dasy Configuration:

- Area Scan Setting: Find Secondary Maximum within 2.0 dB and with a peak SAR value greater than 0.0012 W/kg
- Electronics: DAE4 Sn1377; Calibrated: 9/20/2021
- Probe: EX3DV4 - SN3885; ConvF(7.39, 7.39, 7.39) @ 2402 MHz; Calibrated: 9/23/2021
- Sensor-Surface: 2.5mm (Mechanical Surface Detection)
- Phantom: Twin-SAM V5.0 (20deg probe tilt); Type: QD 000 P40 CD; Serial: xxxx

**Edge 4/GFSK DH5\_ch 0/Area Scan (8x18x1):** Measurement grid: dx=12mm, dy=12mm

Maximum value of SAR (measured) = 1.30 W/kg

**Edge 4/GFSK DH5\_ch 0/Zoom Scan (7x7x7)/Cube 0:** Measurement grid: dx=5mm, dy=5mm, dz=5mm

Reference Value = 27.47 V/m; Power Drift = -0.02 dB

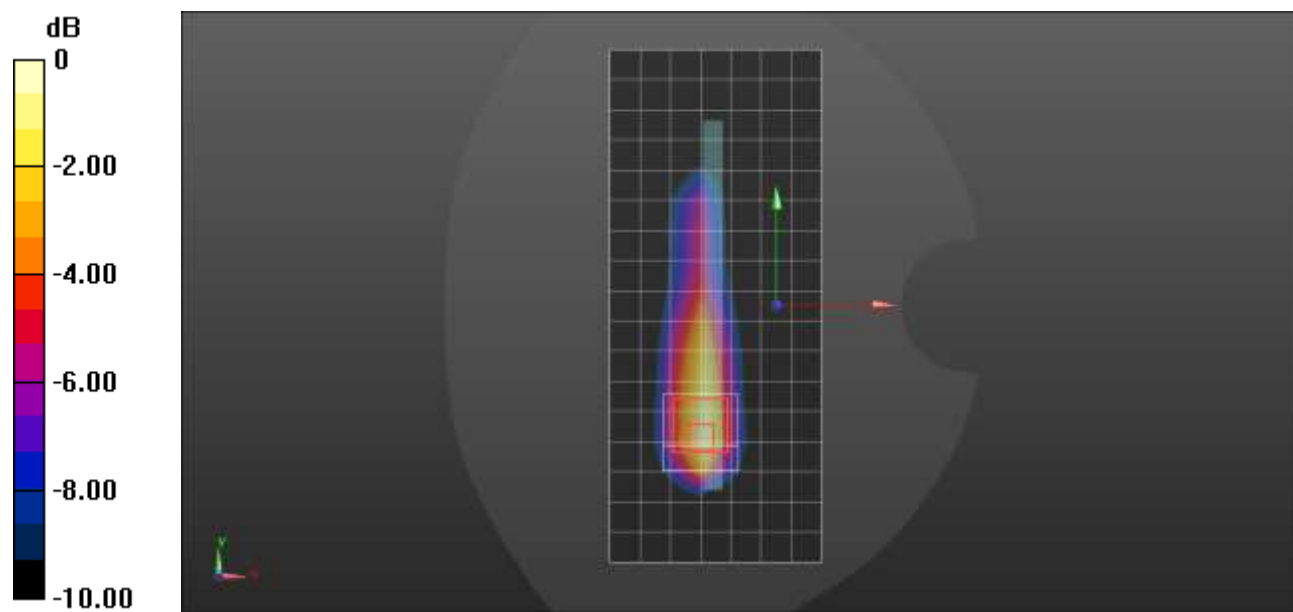
Peak SAR (extrapolated) = 1.93 W/kg

**SAR(1 g) = 0.899 W/kg; SAR(10 g) = 0.420 W/kg**

Smallest distance from peaks to all points 3 dB below = 8.5 mm

Ratio of SAR at M2 to SAR at M1 = 46.8%

Maximum value of SAR (measured) = 1.29 W/kg



0 dB = 1.29 W/kg = 1.11 dBW/kg

## Bluetooth (Plow) ANT 4

Frequency: 2441 MHz; Duty Cycle: 1:1; Room Ambient Temperature: 24.0°C; Liquid Temperature: 23.0°C  
 Medium parameters used (interpolated):  $f = 2441$  MHz;  $\sigma = 1.746$  S/m;  $\epsilon_r = 38.372$ ;  $\rho = 1000$  kg/m<sup>3</sup>

Dasy Configuration:

- Area Scan Setting: Find Secondary Maximum within 2.0 dB and with a peak SAR value greater than 0.0012 W/kg
- Electronics: DAE4 Sn1377; Calibrated: 9/20/2021
- Probe: EX3DV4 - SN3885; ConvF(7.39, 7.39, 7.39) @ 2441 MHz; Calibrated: 9/23/2021
- Sensor-Surface: 1.4mm (Mechanical Surface Detection)
- Phantom: Twin-SAM V5.0 (20deg probe tilt); Type: QD 000 P40 CD; Serial: xxxx

**LHS/Touch\_GFSK DH5\_ch 39/Area Scan (10x16x1):** Measurement grid: dx=12mm, dy=12mm  
 Maximum value of SAR (measured) = 0.0977 W/kg

**LHS/Touch\_GFSK DH5\_ch 39/Zoom Scan (7x7x7)/Cube 0:** Measurement grid: dx=5mm, dy=5mm, dz=5mm

Reference Value = 6.919 V/m; Power Drift = 0.02 dB

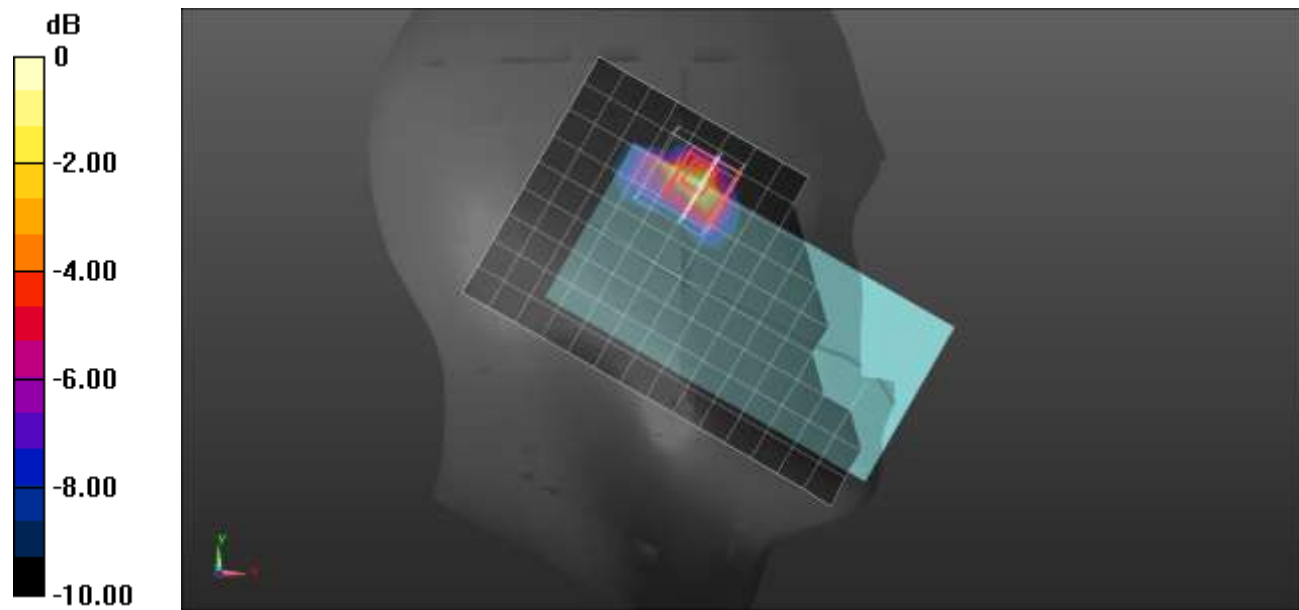
Peak SAR (extrapolated) = 0.157 W/kg

**SAR(1 g) = 0.057 W/kg; SAR(10 g) = 0.022 W/kg**

Smallest distance from peaks to all points 3 dB below = 4.5 mm

Ratio of SAR at M2 to SAR at M1 = 39.4%

Maximum value of SAR (measured) = 0.110 W/kg



0 dB = 0.110 W/kg = -9.59 dBW/kg

### Bluetooth (Plow) ANT 4

Frequency: 2441 MHz; Duty Cycle: 1:1; Room Ambient Temperature: 24.0°C; Liquid Temperature: 23.0°C  
Medium parameters used (interpolated):  $f = 2441$  MHz;  $\sigma = 1.777$  S/m;  $\epsilon_r = 41.166$ ;  $\rho = 1000$  kg/m<sup>3</sup>

Dasy Configuration:

- Area Scan Setting: Find Secondary Maximum within 2.0 dB and with a peak SAR value greater than 0.0012 W/kg
- Electronics: DAE4 Sn1377; Calibrated: 9/20/2021
- Probe: EX3DV4 - SN3885; ConvF(7.39, 7.39, 7.39) @ 2441 MHz; Calibrated: 9/23/2021
- Sensor-Surface: 1.4mm (Mechanical Surface Detection)
- Phantom: Twin-SAM V5.0 (20deg probe tilt); Type: QD 000 P40 CD; Serial: xxxx

**Rear/GFSK DH5\_ch 39/Area Scan (11x16x1):** Measurement grid: dx=12mm, dy=12mm

Maximum value of SAR (measured) = 0.105 W/kg

**Rear/GFSK DH5\_ch 39/Zoom Scan (7x9x7)/Cube 0:** Measurement grid: dx=5mm, dy=5mm, dz=5mm

Reference Value = 6.941 V/m; Power Drift = 0.08 dB

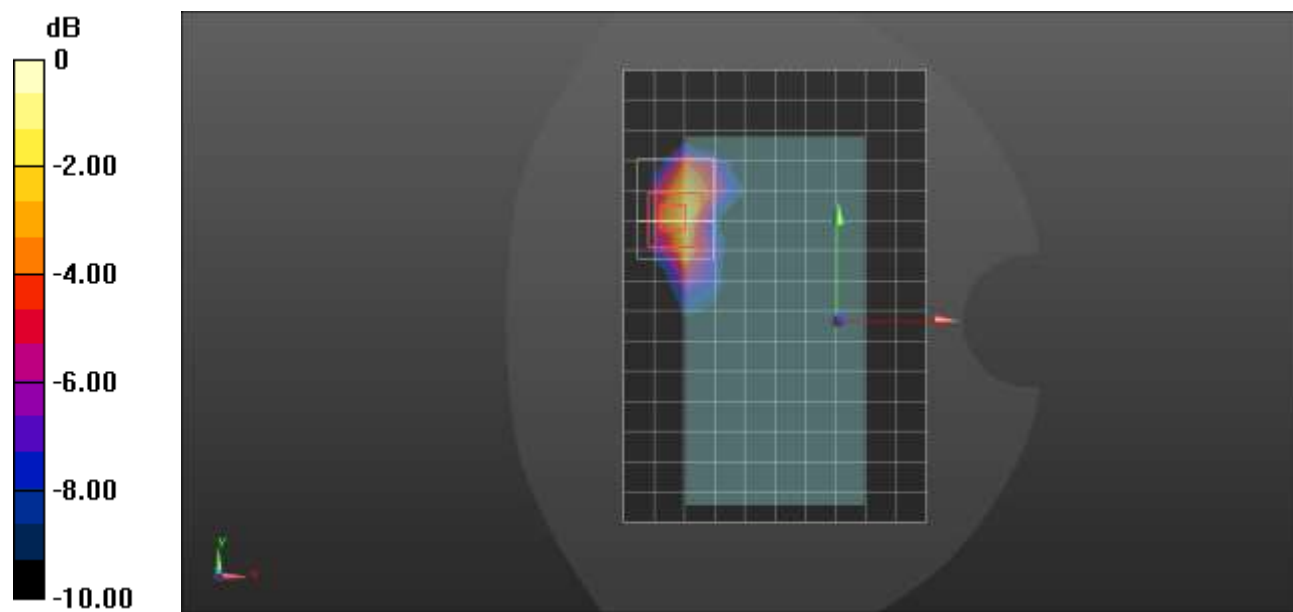
Peak SAR (extrapolated) = 0.176 W/kg

**SAR(1 g) = 0.071 W/kg; SAR(10 g) = 0.029 W/kg**

Smallest distance from peaks to all points 3 dB below = 6.1 mm

Ratio of SAR at M2 to SAR at M1 = 41.9%

Maximum value of SAR (measured) = 0.136 W/kg



0 dB = 0.136 W/kg = -8.66 dBW/kg



## Bluetooth (Plow) ANT 4

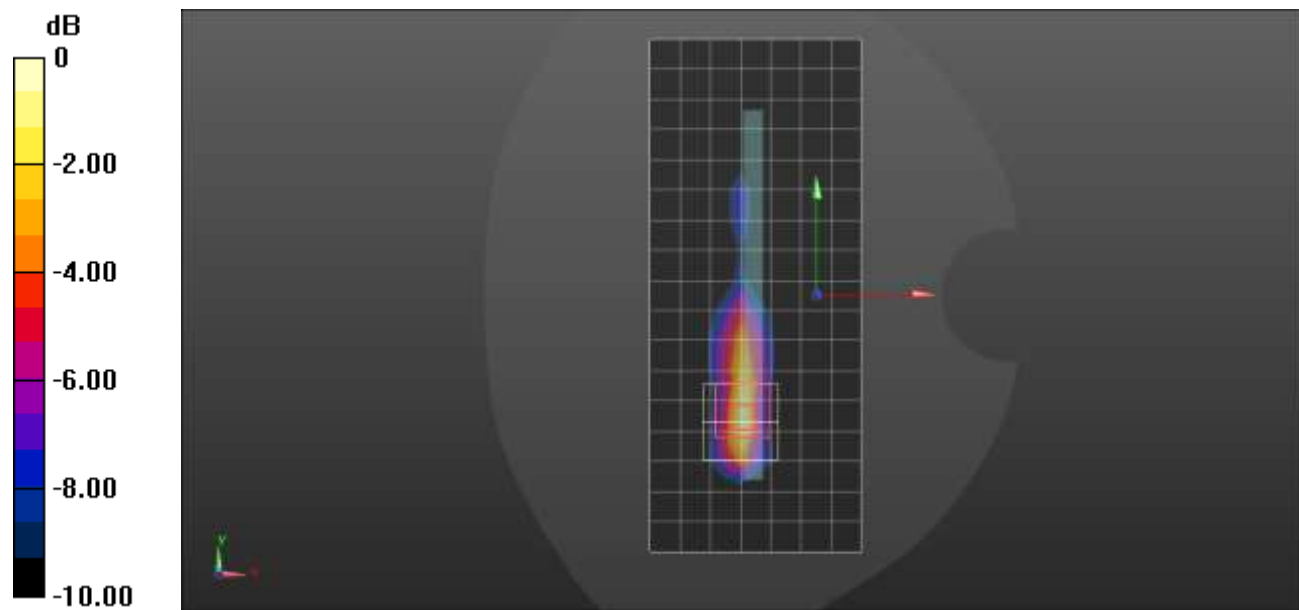
Frequency: 2441 MHz; Duty Cycle: 1:1; Room Ambient Temperature: 24.0°C; Liquid Temperature: 23.0°C  
 Medium parameters used (interpolated):  $f = 2441$  MHz;  $\sigma = 1.777$  S/m;  $\epsilon_r = 41.166$ ;  $\rho = 1000$  kg/m<sup>3</sup>

Dasy Configuration:

- Area Scan Setting: Find Secondary Maximum within 2.0 dB and with a peak SAR value greater than 0.0012 W/kg
- Electronics: DAE4 Sn1377; Calibrated: 9/20/2021
- Probe: EX3DV4 - SN3885; ConvF(7.39, 7.39, 7.39) @ 2441 MHz; Calibrated: 9/23/2021
- Sensor-Surface: 1.4mm (Mechanical Surface Detection)
- Phantom: Twin-SAM V5.0 (20deg probe tilt); Type: QD 000 P40 CD; Serial: xxxx

**Edge 2/GFSK DH5\_ch 39/Area Scan (8x18x1):** Measurement grid: dx=12mm, dy=12mm  
 Maximum value of SAR (measured) = 0.120 W/kg

**Edge 2/GFSK DH5\_ch 39/Zoom Scan (7x7x7)/Cube 0:** Measurement grid: dx=5mm, dy=5mm, dz=5mm  
 Reference Value = 7.508 V/m; Power Drift = 0.05 dB  
 Peak SAR (extrapolated) = 0.169 W/kg  
**SAR(1 g) = 0.073 W/kg; SAR(10 g) = 0.030 W/kg**  
 Smallest distance from peaks to all points 3 dB below = 7 mm  
 Ratio of SAR at M2 to SAR at M1 = 44.2%  
 Maximum value of SAR (measured) = 0.132 W/kg



### Bluetooth (high) ANT 4

Frequency: 2441 MHz; Duty Cycle: 1:1; Room Ambient Temperature: 24.0°C; Liquid Temperature: 23.0°C  
Medium parameters used (interpolated):  $f = 2441$  MHz;  $\sigma = 1.746$  S/m;  $\epsilon_r = 38.372$ ;  $\rho = 1000$  kg/m<sup>3</sup>

Dasy Configuration:

- Area Scan Setting: Find Secondary Maximum within 2.0 dB and with a peak SAR value greater than 0.0012 W/kg
- Electronics: DAE4 Sn1377; Calibrated: 9/20/2021
- Probe: EX3DV4 - SN3885; ConvF(7.39, 7.39, 7.39) @ 2441 MHz; Calibrated: 9/23/2021
- Sensor-Surface: 1.4mm (Mechanical Surface Detection)
- Phantom: Twin-SAM V5.0 (20deg probe tilt); Type: QD 000 P40 CD; Serial: xxxx

**LHS/Touch\_GFSK DH5\_ch 39/Area Scan (10x16x1):** Measurement grid: dx=12mm, dy=12mm  
Maximum value of SAR (measured) = 0.410 W/kg

**LHS/Touch\_GFSK DH5\_ch 39/Zoom Scan (7x7x7)/Cube 0:** Measurement grid: dx=5mm, dy=5mm, dz=5mm

Reference Value = 14.35 V/m; Power Drift = -0.03 dB

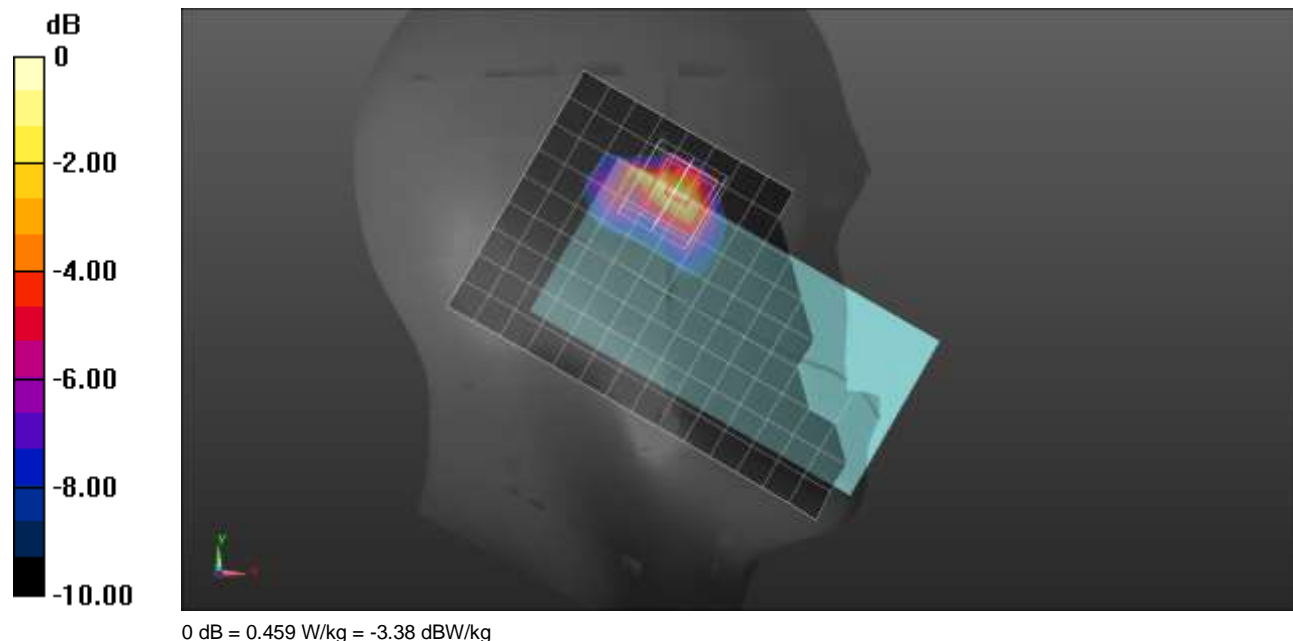
Peak SAR (extrapolated) = 0.675 W/kg

**SAR(1 g) = 0.262 W/kg; SAR(10 g) = 0.105 W/kg**

Smallest distance from peaks to all points 3 dB below = 6 mm

Ratio of SAR at M2 to SAR at M1 = 43.3%

Maximum value of SAR (measured) = 0.459 W/kg



## Bluetooth (Phigh) ANT 4

Frequency: 2441 MHz; Duty Cycle: 1:1; Room Ambient Temperature: 24.0°C; Liquid Temperature: 23.0°C  
 Medium parameters used (interpolated):  $f = 2441$  MHz;  $\sigma = 1.811$  S/m;  $\epsilon_r = 39.962$ ;  $\rho = 1000$  kg/m<sup>3</sup>

Dasy Configuration:

- Area Scan Setting: Find Secondary Maximum within 2.0 dB and with a peak SAR value greater than 0.0012 W/kg
- Electronics: DAE4 Sn1377; Calibrated: 9/20/2021
- Probe: EX3DV4 - SN3885; ConvF(7.39, 7.39, 7.39) @ 2441 MHz; Calibrated: 9/23/2021
- Sensor-Surface: 1.4mm (Mechanical Surface Detection)
- Phantom: Twin-SAM V5.0 (20deg probe tilt); Type: QD 000 P40 CD; Serial: xxxx

**Rear/GFSK DH5\_ch 39/Area Scan (9x16x1):** Measurement grid: dx=12mm, dy=12mm

Maximum value of SAR (measured) = 0.335 W/kg

**Rear/GFSK DH5\_ch 39/Zoom Scan (7x7x7)/Cube 0:** Measurement grid: dx=5mm, dy=5mm, dz=5mm

Reference Value = 12.73 V/m; Power Drift = -0.09 dB

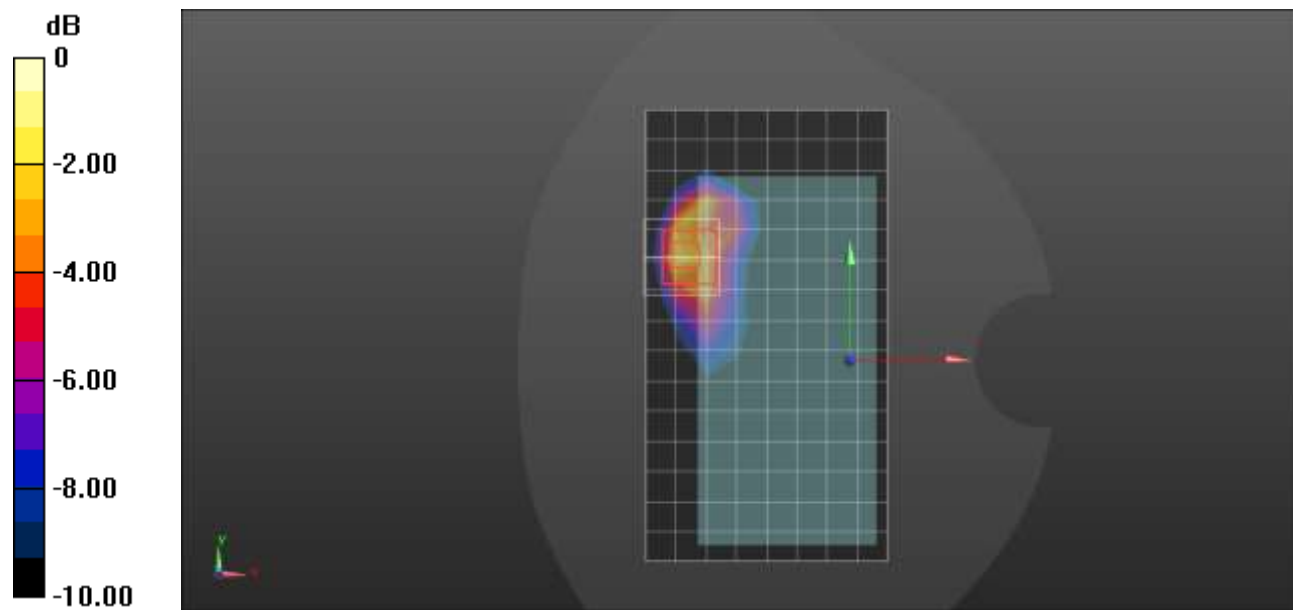
Peak SAR (extrapolated) = 0.577 W/kg

**SAR(1 g) = 0.246 W/kg; SAR(10 g) = 0.105 W/kg**

Smallest distance from peaks to all points 3 dB below = 7 mm

Ratio of SAR at M2 to SAR at M1 = 45.6%

Maximum value of SAR (measured) = 0.431 W/kg



0 dB = 0.431 W/kg = -3.66 dBW/kg

## Bluetooth (Phigh) ANT 4

Frequency: 2441 MHz; Duty Cycle: 1:1; Room Ambient Temperature: 24.0°C; Liquid Temperature: 23.0°C  
 Medium parameters used (interpolated):  $f = 2441$  MHz;  $\sigma = 1.811$  S/m;  $\epsilon_r = 39.962$ ;  $\rho = 1000$  kg/m<sup>3</sup>

Dasy Configuration:

- Area Scan Setting: Find Secondary Maximum within 2.0 dB and with a peak SAR value greater than 0.0012 W/kg
- Electronics: DAE4 Sn1377; Calibrated: 9/20/2021
- Probe: EX3DV4 - SN3885; ConvF(7.39, 7.39, 7.39) @ 2441 MHz; Calibrated: 9/23/2021
- Sensor-Surface: 1.4mm (Mechanical Surface Detection)
- Phantom: Twin-SAM V5.0 (20deg probe tilt); Type: QD 000 P40 CD; Serial: xxxx

**Edge 2/GFSK\_ch 39/Area Scan (8x18x1):** Measurement grid: dx=12mm, dy=12mm

Maximum value of SAR (measured) = 0.405 W/kg

**Edge 2/GFSK\_ch 39/Zoom Scan (7x7x7)/Cube 0:** Measurement grid: dx=5mm, dy=5mm, dz=5mm

Reference Value = 13.91 V/m; Power Drift = -0.17 dB

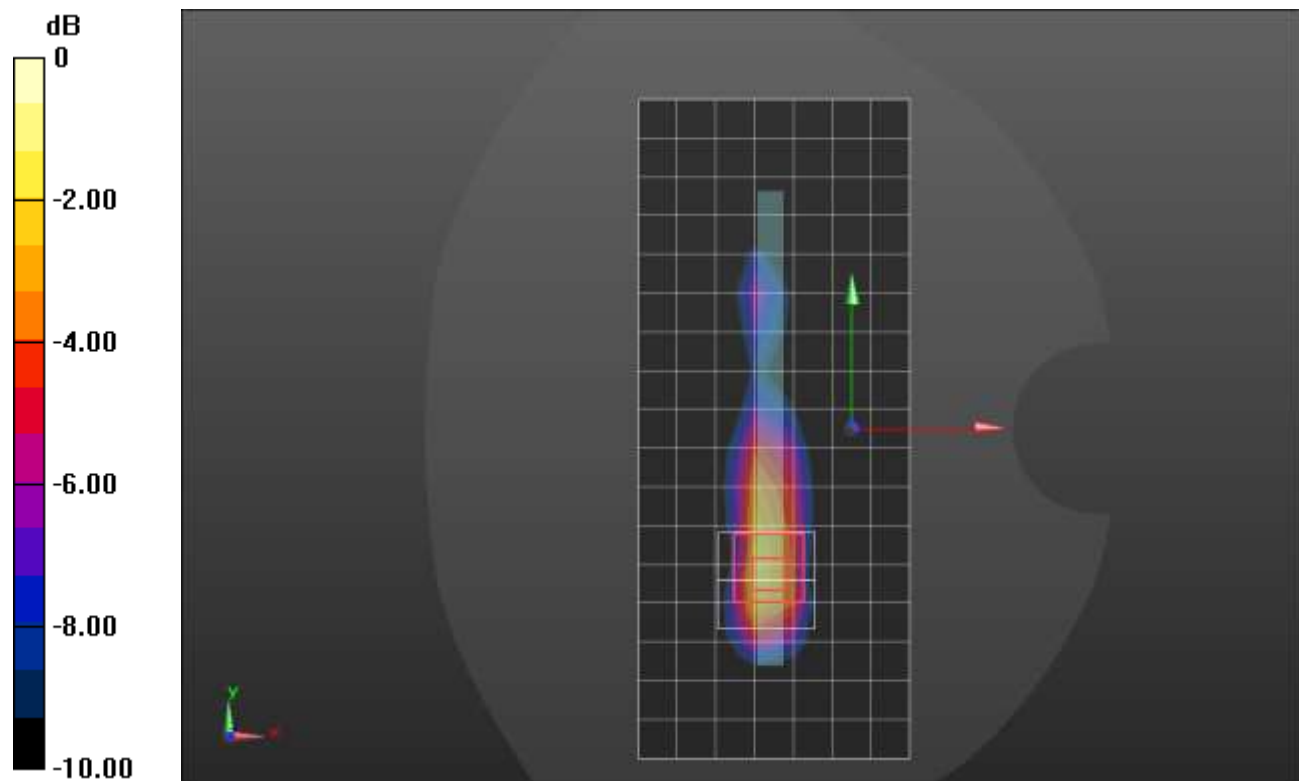
Peak SAR (extrapolated) = 0.735 W/kg

**SAR(1 g) = 0.320 W/kg; SAR(10 g) = 0.135 W/kg**

Smallest distance from peaks to all points 3 dB below = 7 mm

Ratio of SAR at M2 to SAR at M1 = 45.4%

Maximum value of SAR (measured) = 0.572 W/kg



0 dB = 0.572 W/kg = -2.43 dBW/kg

## Bluetooth (Pstandalone) ANT 4

Frequency: 2441 MHz; Duty Cycle: 1:1; Room Ambient Temperature: 24.0°C; Liquid Temperature: 23.0°C  
 Medium parameters used (interpolated):  $f = 2441 \text{ MHz}$ ;  $\sigma = 1.725 \text{ S/m}$ ;  $\epsilon_r = 38.005$ ;  $\rho = 1000 \text{ kg/m}^3$

Dasy Configuration:

- Area Scan Setting: Find Secondary Maximum within 2.0 dB and with a peak SAR value greater than 0.0012 W/kg
- Electronics: DAE4 Sn1377; Calibrated: 9/20/2021
- Probe: EX3DV4 - SN3885; ConvF(7.39, 7.39, 7.39) @ 2441 MHz; Calibrated: 9/23/2021
- Sensor-Surface: 1.4mm (Mechanical Surface Detection (Locations From Previous Scan Used)), Sensor-Surface: 1.4mm (Mechanical Surface Detection)
- Phantom: Twin-SAM V5.0 (20deg probe tilt); Type: QD 000 P40 CD; Serial: xxxx

**LHS/Touch\_GFSK DH5\_ch 39/Area Scan (10x16x1):** Measurement grid:  $dx=12\text{mm}$ ,  $dy=12\text{mm}$   
 Maximum value of SAR (measured) = 1.10 W/kg

**LHS/Touch\_GFSK DH5\_ch 39/Zoom Scan (7x7x7)/Cube 0:** Measurement grid:  $dx=5\text{mm}$ ,  $dy=5\text{mm}$ ,  $dz=5\text{mm}$

Reference Value = 24.82 V/m; Power Drift = -0.19 dB

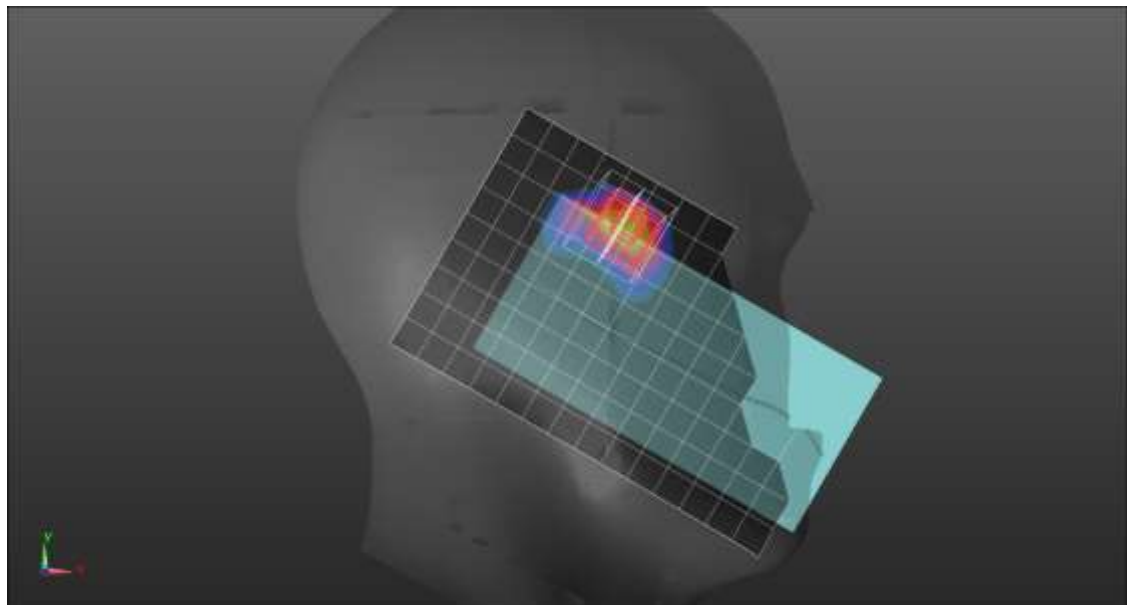
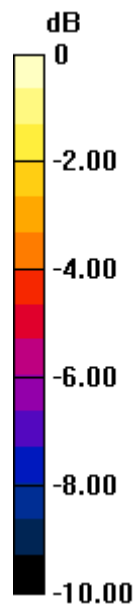
Peak SAR (extrapolated) = 2.23 W/kg

**SAR(1 g) = 0.845 W/kg; SAR(10 g) = 0.342 W/kg**

Smallest distance from peaks to all points 3 dB below = 6.5 mm

Ratio of SAR at M2 to SAR at M1 = 37.9%

Maximum value of SAR (measured) = 1.66 W/kg



0 dB = 1.66 W/kg = 2.20 dBW/kg

## Bluetooth (Pstandalone) ANT 4

Frequency: 2441 MHz; Duty Cycle: 1:1; Room Ambient Temperature: 24.0°C; Liquid Temperature: 23.0°C  
Medium parameters used (interpolated):  $f = 2441$  MHz;  $\sigma = 1.811$  S/m;  $\epsilon_r = 39.962$ ;  $\rho = 1000$  kg/m<sup>3</sup>

Dasy Configuration:

- Area Scan Setting: Find Secondary Maximum within 2.0 dB and with a peak SAR value greater than 0.0012 W/kg
- Electronics: DAE4 Sn1377; Calibrated: 9/20/2021
- Probe: EX3DV4 - SN3885; ConvF(7.39, 7.39, 7.39) @ 2441 MHz; Calibrated: 9/23/2021
- Sensor-Surface: 1.4mm (Mechanical Surface Detection)
- Phantom: Twin-SAM V5.0 (20deg probe tilt); Type: QD 000 P40 CD; Serial: xxxx

**Rear/GFSK DH5\_ch 39/Area Scan (11x16x1):** Measurement grid: dx=12mm, dy=12mm

Maximum value of SAR (measured) = 0.932 W/kg

**Rear/GFSK DH5\_ch 39/Zoom Scan (7x7x7)/Cube 0:** Measurement grid: dx=5mm, dy=5mm, dz=5mm

Reference Value = 21.04 V/m; Power Drift = 0.19 dB

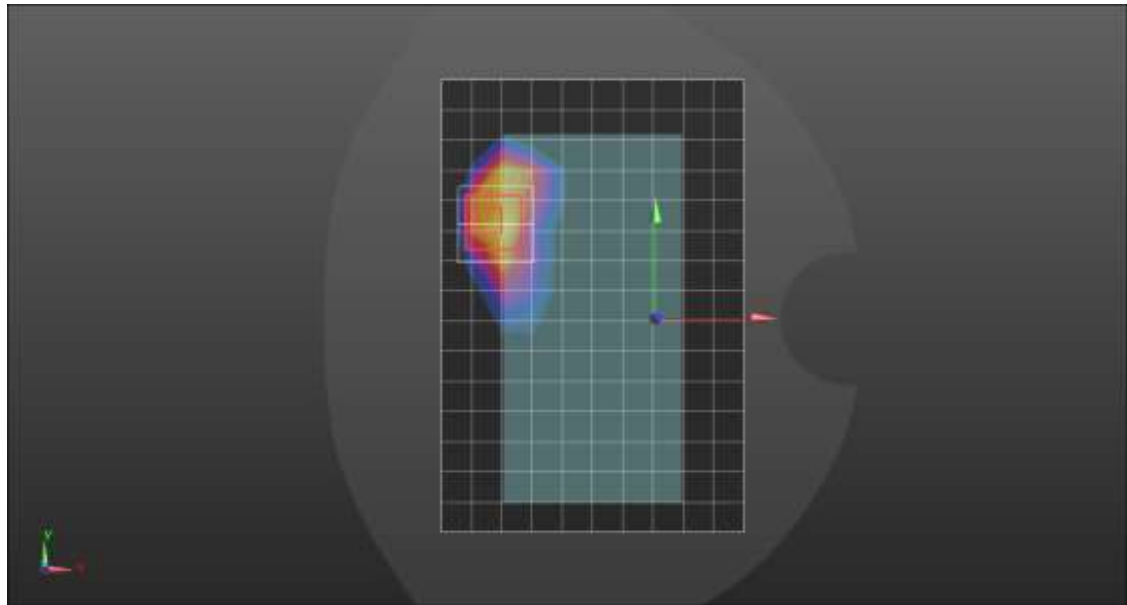
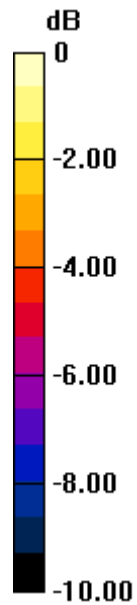
Peak SAR (extrapolated) = 1.64 W/kg

**SAR(1 g) = 0.682 W/kg; SAR(10 g) = 0.291 W/kg**

Smallest distance from peaks to all points 3 dB below = 6.7 mm

Ratio of SAR at M2 to SAR at M1 = 44.5%

Maximum value of SAR (measured) = 1.16 W/kg



0 dB = 1.16 W/kg = 0.64 dBW/kg

## Bluetooth (Pstandalone) ANT 4

Frequency: 2441 MHz; Duty Cycle: 1:1; Room Ambient Temperature: 24.0°C; Liquid Temperature: 23.0°C  
 Medium parameters used (interpolated):  $f = 2441$  MHz;  $\sigma = 1.777$  S/m;  $\epsilon_r = 41.166$ ;  $\rho = 1000$  kg/m<sup>3</sup>

Dasy Configuration:

- Area Scan Setting: Find Secondary Maximum within 2.0 dB and with a peak SAR value greater than 0.0012 W/kg
- Electronics: DAE4 Sn1377; Calibrated: 9/20/2021
- Probe: EX3DV4 - SN3885; ConvF(7.39, 7.39, 7.39) @ 2441 MHz; Calibrated: 9/23/2021
- Sensor-Surface: 1.4mm (Mechanical Surface Detection)
- Phantom: Twin-SAM V5.0 (20deg probe tilt); Type: QD 000 P40 CD; Serial: xxxx

**Edge 2/GFSK DH5\_ch 39/Area Scan (8x18x1):** Measurement grid: dx=12mm, dy=12mm

Maximum value of SAR (measured) = 1.26 W/kg

**Edge 2/GFSK DH5\_ch 39/Zoom Scan (7x7x7)/Cube 0:** Measurement grid: dx=5mm, dy=5mm, dz=5mm

Reference Value = 24.38 V/m; Power Drift = -0.09 dB

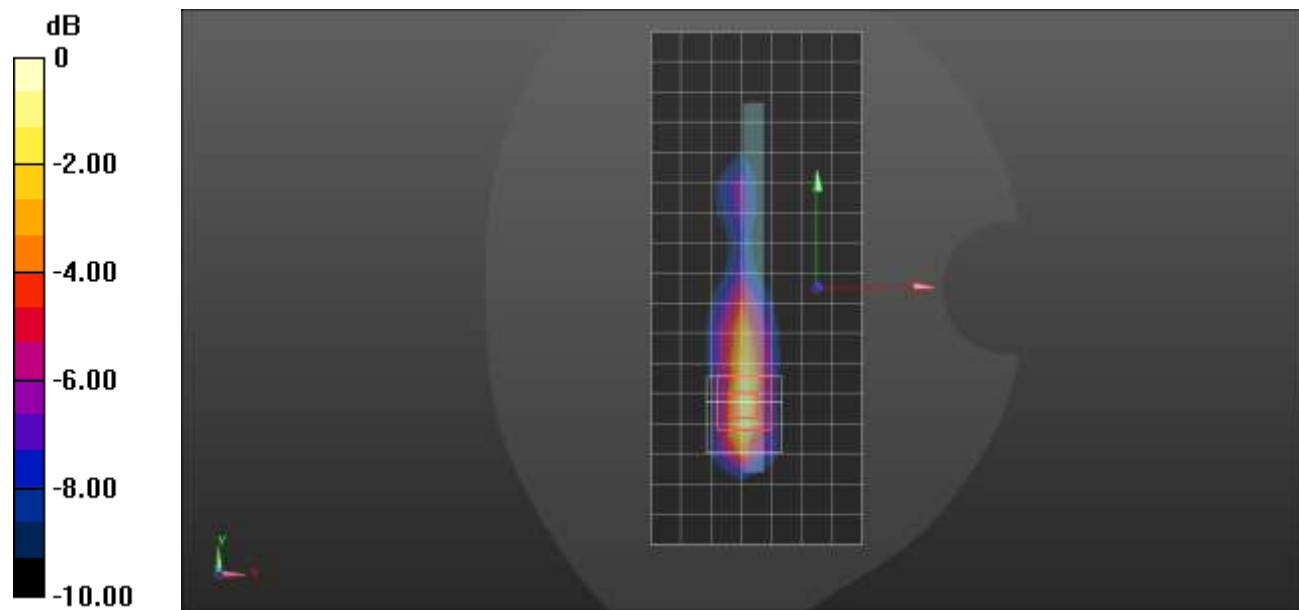
Peak SAR (extrapolated) = 1.73 W/kg

**SAR(1 g) = 0.760 W/kg; SAR(10 g) = 0.324 W/kg**

Smallest distance from peaks to all points 3 dB below = 7 mm

Ratio of SAR at M2 to SAR at M1 = 45.7%

Maximum value of SAR (measured) = 1.36 W/kg



0 dB = 1.36 W/kg = 1.34 dBW/kg

### n5 ANT 1

Frequency: 836.6 MHz; Duty Cycle: 1:1; Room Ambient Temperature: 24.0°C; Liquid Temperature: 23.0°C  
 Medium parameters used (interpolated):  $f = 836.6$  MHz;  $\sigma = 0.913$  S/m;  $\epsilon_r = 43.229$ ;  $\rho = 1000$  kg/m<sup>3</sup>

Dasy Configuration:

- Area Scan Setting: Find Secondary Maximum within 2.0 dB and with a peak SAR value greater than 0.0012 W/kg
- Electronics: DAE4 Sn1548; Calibrated: 2/23/2022
- Probe: EX3DV4 - SN7482; ConvF(9.01, 9.01, 9.01); Calibrated: 4/26/2022;
- Sensor-Surface: 1.4mm (Mechanical Surface Detection)
- Phantom: SAM with CRP; Type: SAM; Serial: 1751

**RHS/Touch\_pi/2 BPSK RB 1,52 Ch 167300/Area Scan (8x13x1):** Measurement grid: dx=15mm, dy=15mm

[Info: Interpolated medium parameters used for SAR evaluation.](#)

Maximum value of SAR (measured) = 0.236 W/kg

**RHS/Touch\_pi/2 BPSK RB 1,52 Ch 167300/Zoom Scan (6x6x7)/Cube 0:** Measurement grid: dx=8mm, dy=8mm, dz=5mm

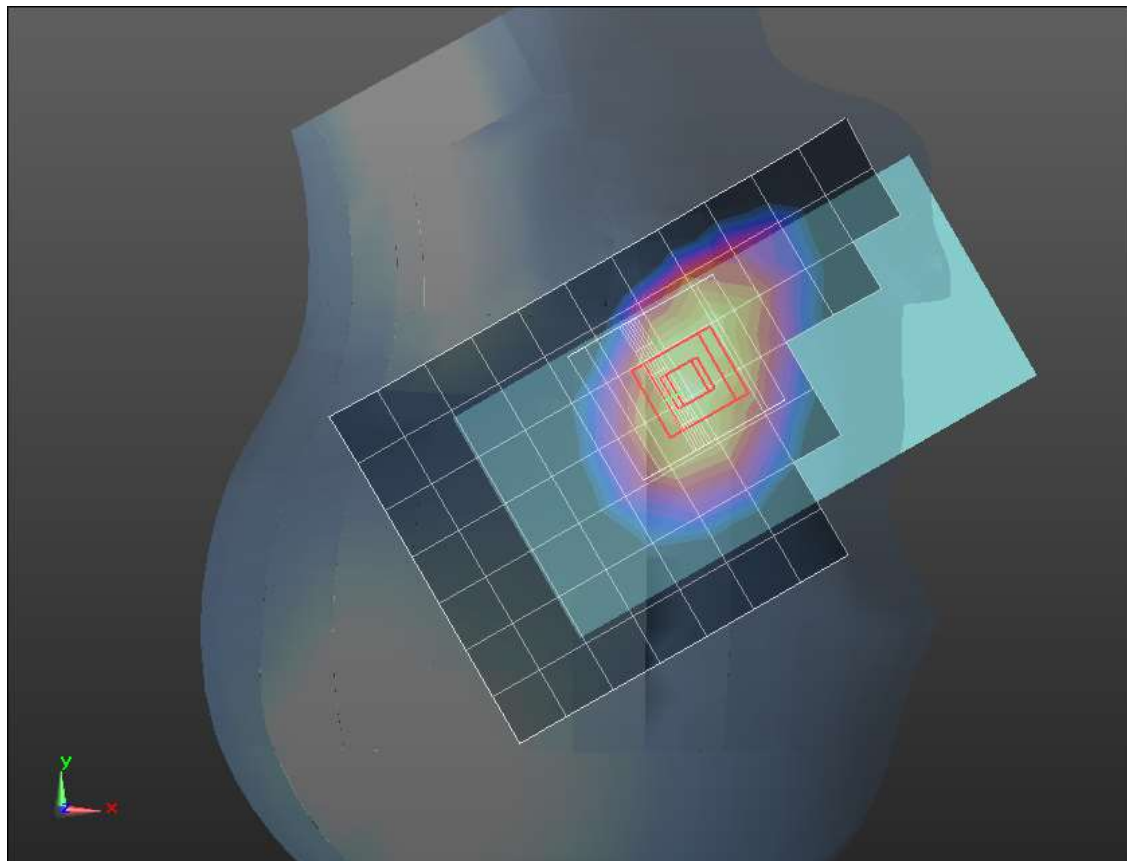
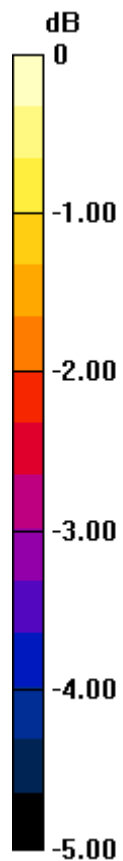
Reference Value = 17.23 V/m; Power Drift = -0.16 dB

Peak SAR (extrapolated) = 0.297 W/kg

**SAR(1 g) = 0.215 W/kg; SAR(10 g) = 0.162 W/kg**

[Info: Interpolated medium parameters used for SAR evaluation.](#)

Maximum value of SAR (measured) = 0.267 W/kg



0 dB = 0.267 W/kg = -5.73 dBW/kg



### n5 ANT 1

Frequency: 836.6 MHz; Duty Cycle: 1:1; Room Ambient Temperature: 24.0°C; Liquid Temperature: 23.0°C  
 Medium parameters used (interpolated):  $f = 836.6$  MHz;  $\sigma = 0.891$  S/m;  $\epsilon_r = 40.967$ ;  $\rho = 1000$  kg/m<sup>3</sup>

Dasy Configuration:

- Area Scan Setting: Find Secondary Maximum within 2.0 dB and with a peak SAR value greater than 0.0012 W/kg
- Electronics: DAE4 Sn1263; Calibrated: 10/12/2021
- Probe: EX3DV4 - SN7589; ConvF(10.09, 10.09, 10.09) @ 836.6 MHz; Calibrated: 4/28/2022
- Sensor-Surface: 1.4mm (Mechanical Surface Detection)
- Phantom: Twin-SAM V8.0 (20deg probe tilt); Type: QD 000 P41 Ax; Serial: xxxx

**Rear/pi/2 BPSK RB 1,52 Ch 167300/Area Scan (9x14x1):** Measurement grid: dx=15mm, dy=15mm

[Info: Interpolated medium parameters used for SAR evaluation.](#)

Maximum value of SAR (measured) = 0.790 W/kg

**Rear/pi/2 BPSK RB 1,52 Ch 167300/Zoom Scan (5x5x7)/Cube 0:** Measurement grid: dx=8mm, dy=8mm, dz=5mm

Reference Value = 27.42 V/m; Power Drift = -0.06 dB

Peak SAR (extrapolated) = 0.975 W/kg

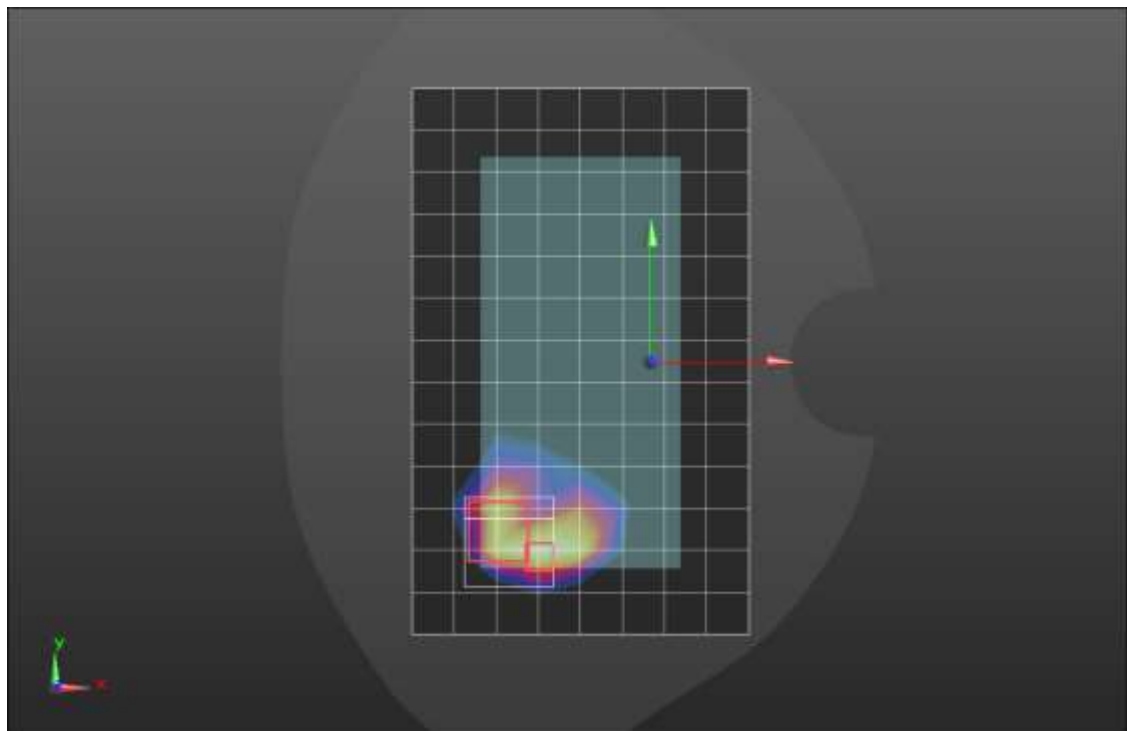
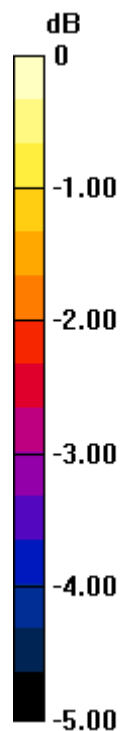
**SAR(1 g) = 0.481 W/kg; SAR(10 g) = 0.266 W/kg**

Smallest distance from peaks to all points 3 dB below = 10.7 mm

Ratio of SAR at M2 to SAR at M1 = 50%

[Info: Interpolated medium parameters used for SAR evaluation.](#)

Maximum value of SAR (measured) = 0.772 W/kg



0 dB = 0.772 W/kg = -1.12 dBW/kg

### n5 ANT 1

Frequency: 836.6 MHz; Duty Cycle: 1:1; Room Ambient Temperature: 24.0°C; Liquid Temperature: 23.0°C  
 Medium parameters used (interpolated):  $f = 836.6$  MHz;  $\sigma = 0.91$  S/m;  $\epsilon_r = 39.726$ ;  $\rho = 1000$  kg/m<sup>3</sup>

Dasy Configuration:

- Area Scan Setting: Find Secondary Maximum within 2.0 dB and with a peak SAR value greater than 0.0012 W/kg
- Electronics: DAE4 Sn1548; Calibrated: 2/23/2022
- Probe: EX3DV4 - SN7482; ConvF(9.01, 9.01, 9.01); Calibrated: 4/26/2022;
- Sensor-Surface: 1.4mm (Mechanical Surface Detection)
- Phantom: SAM with CRP; Type: SAM; Serial: 2048

**Edge 3/pi/2 BPSK RB 1,52 Ch 167300/Area Scan (6x9x1):** Measurement grid: dx=15mm, dy=15mm

[Info: Interpolated medium parameters used for SAR evaluation.](#)

Maximum value of SAR (measured) = 0.678 W/kg

**Edge 3/pi/2 BPSK RB 1,52 Ch 167300/Zoom Scan (5x5x7)/Cube 0:** Measurement grid: dx=8mm, dy=8mm, dz=5mm

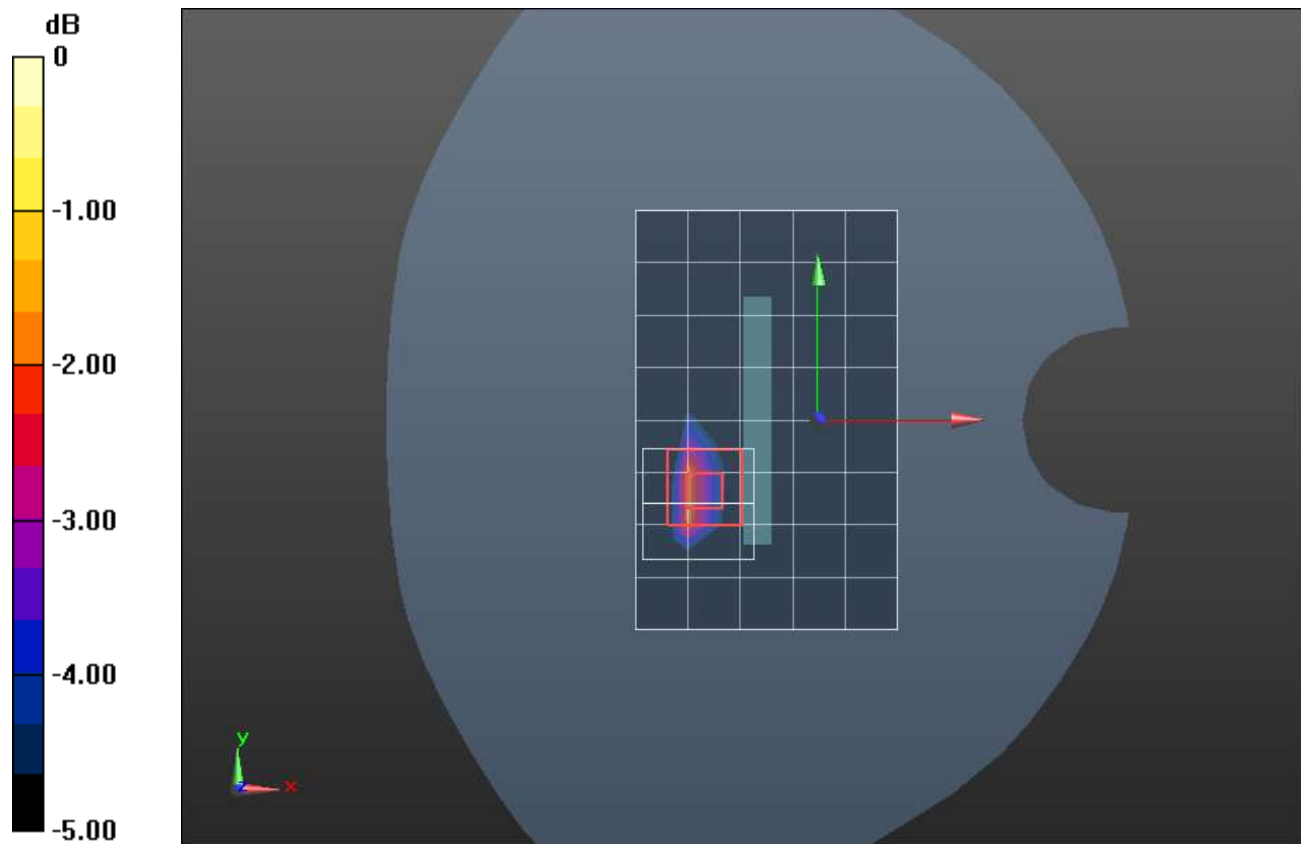
Reference Value = 28.67 V/m; Power Drift = -0.14 dB

Peak SAR (extrapolated) = 1.40 W/kg

**SAR(1 g) = 0.529 W/kg; SAR(10 g) = 0.235 W/kg**

[Info: Interpolated medium parameters used for SAR evaluation.](#)

Maximum value of SAR (measured) = 0.988 W/kg



0 dB = 0.988 W/kg = -0.05 dBW/kg

## n5 ANT 2

Frequency: 836.6 MHz; Duty Cycle: 1:1; Room Ambient Temperature: 24.0°C; Liquid Temperature: 23.0°C  
 Medium parameters used (interpolated):  $f = 836.6$  MHz;  $\sigma = 0.928$  S/m;  $\epsilon_r = 39.584$ ;  $\rho = 1000$  kg/m<sup>3</sup>

Dasy Configuration:

- Area Scan Setting: Find Secondary Maximum within 2.0 dB and with a peak SAR value greater than 0.0012 W/kg
- Electronics: DAE4 Sn1263; Calibrated: 10/12/2021
- Probe: EX3DV4 - SN7589; ConvF(10.09, 10.09, 10.09) @ 836.6 MHz; Calibrated: 4/28/2022
- Sensor-Surface: 1.4mm (Mechanical Surface Detection)
- Phantom: Twin-SAM V8.0 (20deg probe tilt); Type: QD 000 P41 Ax; Serial: xxxx

**RHS/Touch\_pi/2 BPSK RB 50, 25 Ch 167300/Area Scan (9x13x1):** Measurement grid: dx=15mm, dy=15mm

[Info: Interpolated medium parameters used for SAR evaluation.](#)

Maximum value of SAR (measured) = 0.667 W/kg

**RHS/Touch\_pi/2 BPSK RB 50, 25 Ch 167300/Zoom Scan (5x5x7)/Cube 0:** Measurement grid: dx=8mm, dy=8mm, dz=5mm

Reference Value = 27.25 V/m; Power Drift = 0.04 dB

Peak SAR (extrapolated) = 0.932 W/kg

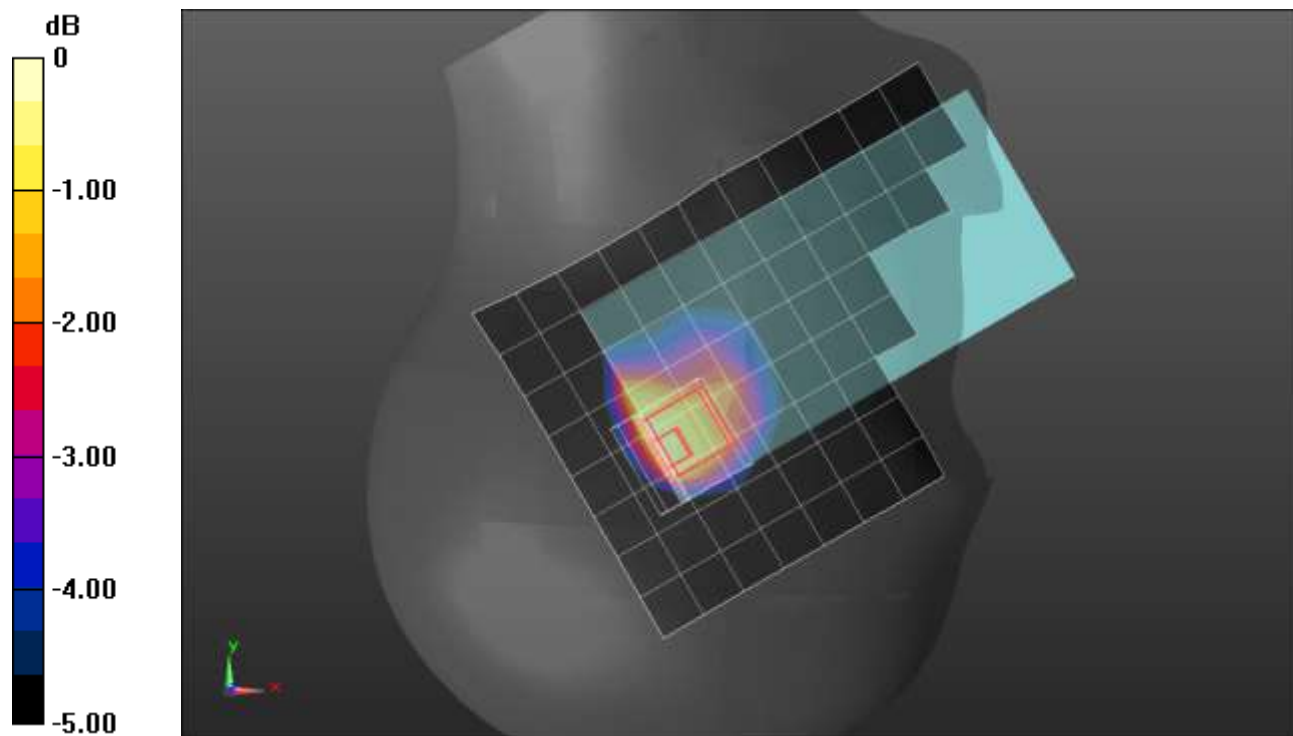
**SAR(1 g) = 0.486 W/kg; SAR(10 g) = 0.308 W/kg**

Smallest distance from peaks to all points 3 dB below = 8.7 mm

Ratio of SAR at M2 to SAR at M1 = 42.8%

[Info: Interpolated medium parameters used for SAR evaluation.](#)

Maximum value of SAR (measured) = 0.717 W/kg



0 dB = 0.717 W/kg = -1.44 dBW/kg

## n5 ANT 2

Frequency: 836.6 MHz; Duty Cycle: 1:1; Room Ambient Temperature: 24.0°C; Liquid Temperature: 23.0°C  
 Medium parameters used (interpolated):  $f = 836.6$  MHz;  $\sigma = 0.945$  S/m;  $\epsilon_r = 39.527$ ;  $\rho = 1000$  kg/m<sup>3</sup>

Dasy Configuration:

- Area Scan Setting: Find Secondary Maximum within 2.0 dB and with a peak SAR value greater than 0.0012 W/kg
- Electronics: DAE4 Sn1548; Calibrated: 2/23/2022
- Probe: EX3DV4 - SN7482; ConvF(9.01, 9.01, 9.01); Calibrated: 4/26/2022;
- Sensor-Surface: 1.4mm (Mechanical Surface Detection)
- Phantom: SAM with CRP; Type: SAM; Serial: 1751

**Rear/pi/2 BPSK RB 1,52 Ch 167300/Area Scan (8x13x1):** Measurement grid: dx=15mm, dy=15mm

[Info: Interpolated medium parameters used for SAR evaluation.](#)

Maximum value of SAR (measured) = 0.528 W/kg

**Rear/pi/2 BPSK RB 1,52 Ch 167300/Zoom Scan (6x6x7)/Cube 0:** Measurement grid: dx=8mm, dy=8mm, dz=5mm

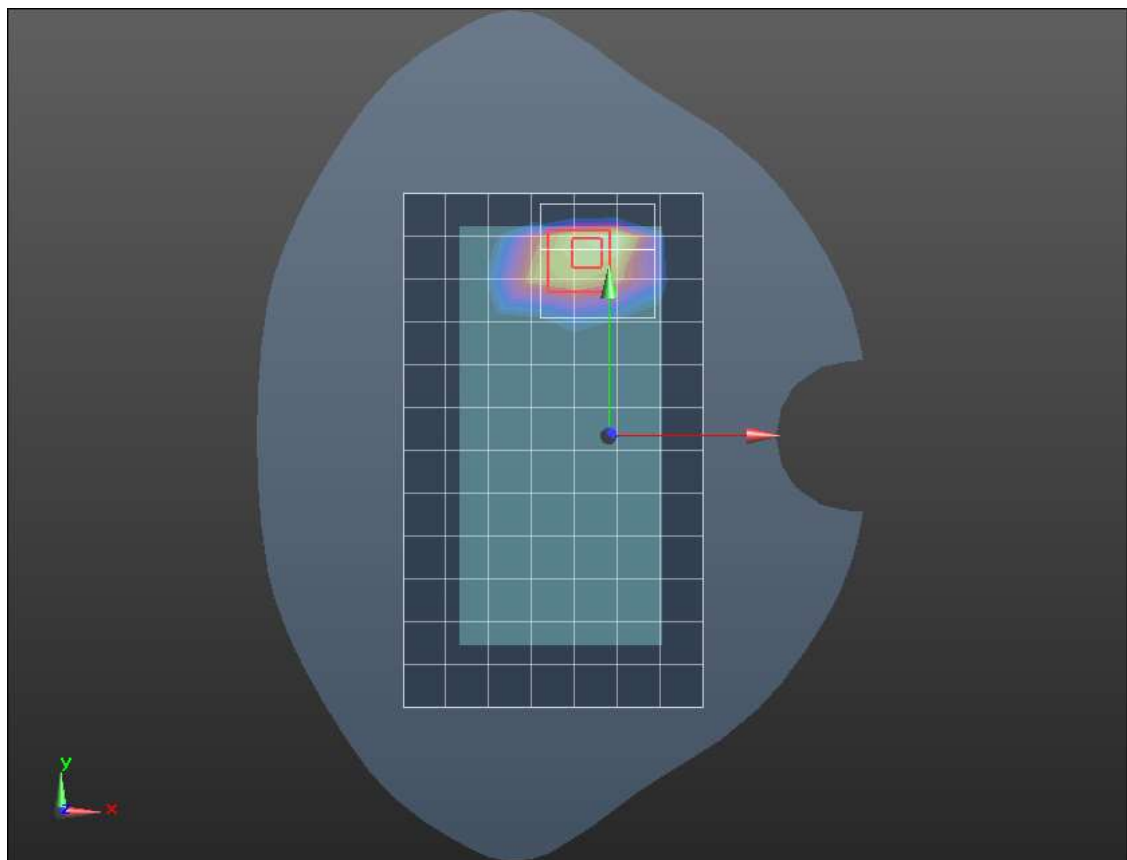
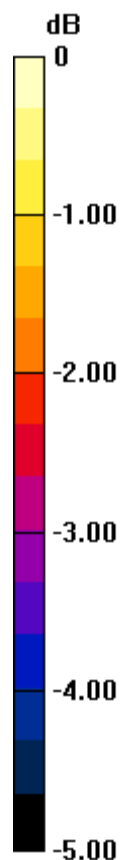
Reference Value = 24.90 V/m; Power Drift = -0.05 dB

Peak SAR (extrapolated) = 0.793 W/kg

**SAR(1 g) = 0.389 W/kg; SAR(10 g) = 0.241 W/kg**

[Info: Interpolated medium parameters used for SAR evaluation.](#)

Maximum value of SAR (measured) = 0.574 W/kg



0 dB = 0.574 W/kg = -2.41 dBW/kg

### n7 ANT 1

Frequency: 2535 MHz; Duty Cycle: 1:1; Room Ambient Temperature: 24.0°C; Liquid Temperature: 23.0°C

Medium parameters used:  $f = 2535 \text{ MHz}$ ;  $\sigma = 1.9 \text{ S/m}$ ;  $\epsilon_r = 40.961$ ;  $\rho = 1000 \text{ kg/m}^3$

Dasy Configuration:

- Area Scan Setting: Find Secondary Maximum within 2.0 dB and with a peak SAR value greater than 0.0012 W/kg
- Electronics: DAE4 Sn1540; Calibrated: 1/11/2022
- Probe: EX3DV4 - SN7356; ConvF(7.99, 7.99, 7.99) @ 2535 MHz; Calibrated: 3/24/2022
- Sensor-Surface: 1.4mm (Mechanical Surface Detection)
- Phantom: Twin-SAM V5.0 (20deg probe tilt); Type: SAM;

**RHS/Touch\_Pi/2 BPSK RB 108,54 Ch 507000/Area Scan (10x16x1):** Measurement grid:  $dx=12\text{mm}$ ,  $dy=12\text{mm}$

Maximum value of SAR (measured) = 0.928 W/kg

**RHS/Touch\_Pi/2 BPSK RB 108,54 Ch 507000/Zoom Scan (7x7x7)/Cube 0:** Measurement grid:

$dx=5\text{mm}$ ,  $dy=5\text{mm}$ ,  $dz=5\text{mm}$

Reference Value = 19.88 V/m; Power Drift = 0.04 dB

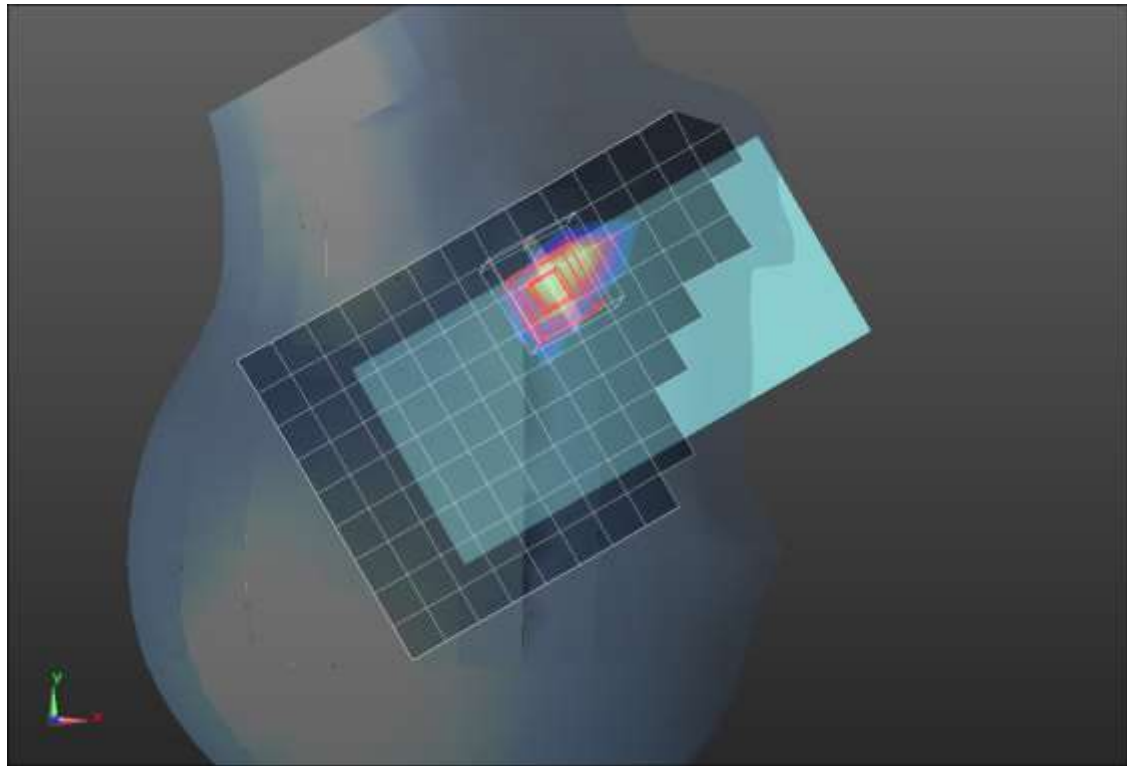
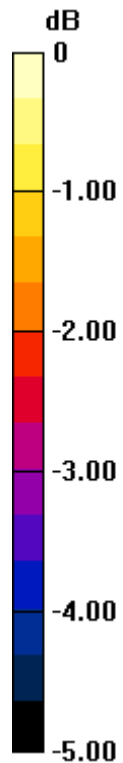
Peak SAR (extrapolated) = 1.20 W/kg

**SAR(1 g) = 0.618 W/kg; SAR(10 g) = 0.317 W/kg**

Smallest distance from peaks to all points 3 dB below = 9 mm

Ratio of SAR at M2 to SAR at M1 = 50.8%

Maximum value of SAR (measured) = 0.963 W/kg



0 dB = 0.963 W/kg = -0.16 dBW/kg

### n7 ANT 1

Frequency: 2535 MHz; Duty Cycle: 1:1; Room Ambient Temperature: 24.0°C; Liquid Temperature: 23.0°C  
Medium parameters used:  $f = 2535 \text{ MHz}$ ;  $\sigma = 1.85 \text{ S/m}$ ;  $\epsilon_r = 37.334$ ;  $\rho = 1000 \text{ kg/m}^3$

Dasy Configuration:

- Area Scan Setting: Find Secondary Maximum within 2.0 dB and with a peak SAR value greater than 0.0012 W/kg
- Electronics: DAE4 Sn1359; Calibrated: 1/7/2022
- Probe: EX3DV4 - SN3991; ConvF(7.9, 7.9, 7.9) @ 2535 MHz; Calibrated: 8/20/2021
- Sensor-Surface: 1.4mm (Mechanical Surface Detection)
- Phantom: Twin-SAM V8.0 (20deg probe tilt); Type: QD 000 P41 AA; Serial: 1956

**Rear/Pi/2 BPSK RB 1,107 Ch 507000/Area Scan (11x16x1):** Measurement grid:  $dx=12\text{mm}$ ,  $dy=12\text{mm}$   
Maximum value of SAR (measured) = 1.10 W/kg

**Rear/Pi/2 BPSK RB 1,107 Ch 507000/Zoom Scan (9x9x7)/Cube 0:** Measurement grid:  $dx=5\text{mm}$ ,  $dy=5\text{mm}$ ,  $dz=5\text{mm}$

Reference Value = 22.19 V/m; Power Drift = 0.03 dB

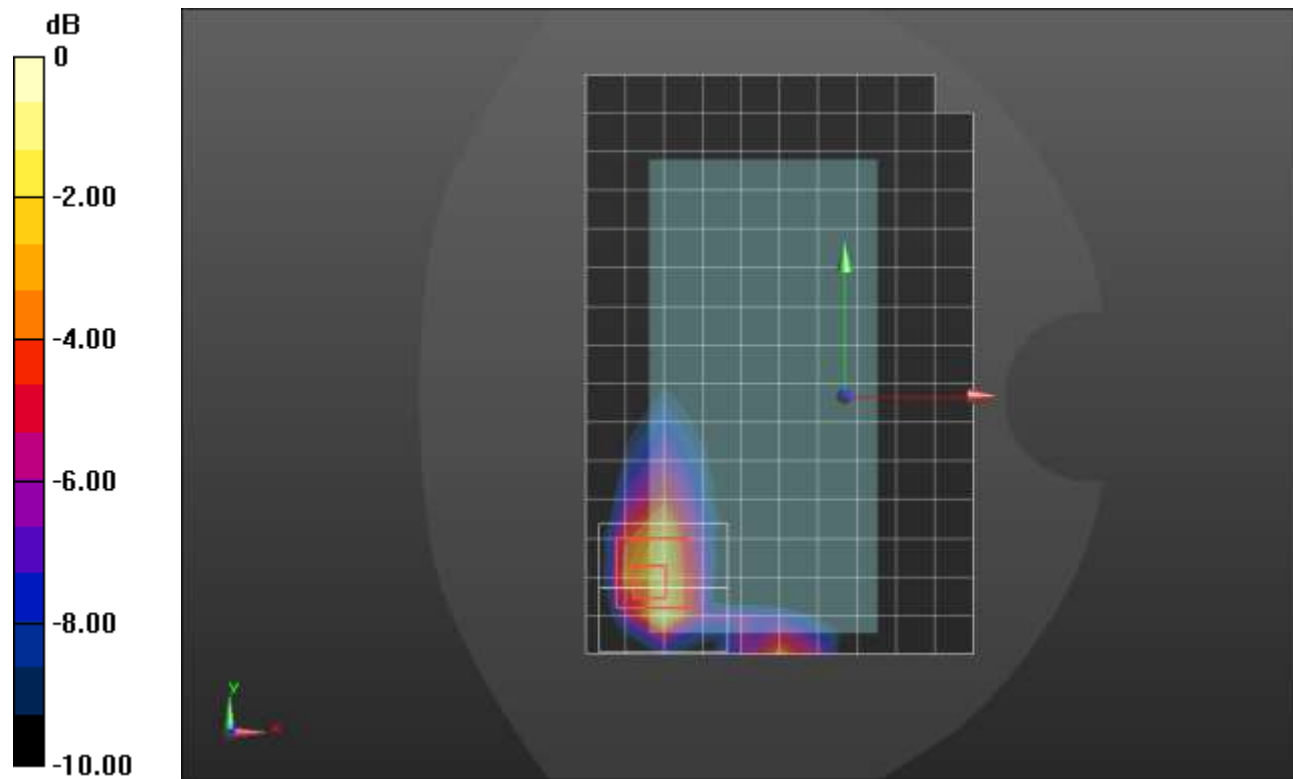
Peak SAR (extrapolated) = 1.82 W/kg

**SAR(1 g) = 0.773 W/kg; SAR(10 g) = 0.344 W/kg**

Smallest distance from peaks to all points 3 dB below = 7.3 mm

Ratio of SAR at M2 to SAR at M1 = 43.3%

Maximum value of SAR (measured) = 1.42 W/kg



0 dB = 1.42 W/kg = 1.52 dBW/kg

### n7 ANT 1

Frequency: 2535 MHz; Duty Cycle: 1:1; Room Ambient Temperature: 24.0°C; Liquid Temperature: 23.0°C  
Medium parameters used:  $f = 2535 \text{ MHz}$ ;  $\sigma = 1.946 \text{ S/m}$ ;  $\epsilon_r = 40.282$ ;  $\rho = 1000 \text{ kg/m}^3$

Dasy Configuration:

- Area Scan Setting: Find Secondary Maximum within 2.0 dB and with a peak SAR value greater than 0.0012 W/kg
- Electronics: DAE4ip Sn1621; Calibrated: 4/21/2022
- Probe: EX3DV4 - SN3990; ConvF(7.53, 7.53, 7.53) @ 2535 MHz; Calibrated: 2/25/2022
- Sensor-Surface: 1.4mm (Mechanical Surface Detection)
- Phantom: Twin-SAM V8.0 (20deg probe tilt); Type: QD 000 P41 AA; Serial: 1956

**Edge 2/pi/2 BPSK RB 1,107 Ch 507000/Area Scan (7x16x1):** Measurement grid:  $dx=12\text{mm}$ ,  $dy=12\text{mm}$   
Maximum value of SAR (measured) = 0.954 W/kg

**Edge 2/pi/2 BPSK RB 1,107 Ch 507000/Zoom Scan (7x7x7)/Cube 0:** Measurement grid:  $dx=5\text{mm}$ ,  $dy=5\text{mm}$ ,  $dz=5\text{mm}$

Reference Value = 20.41 V/m; Power Drift = -0.05 dB

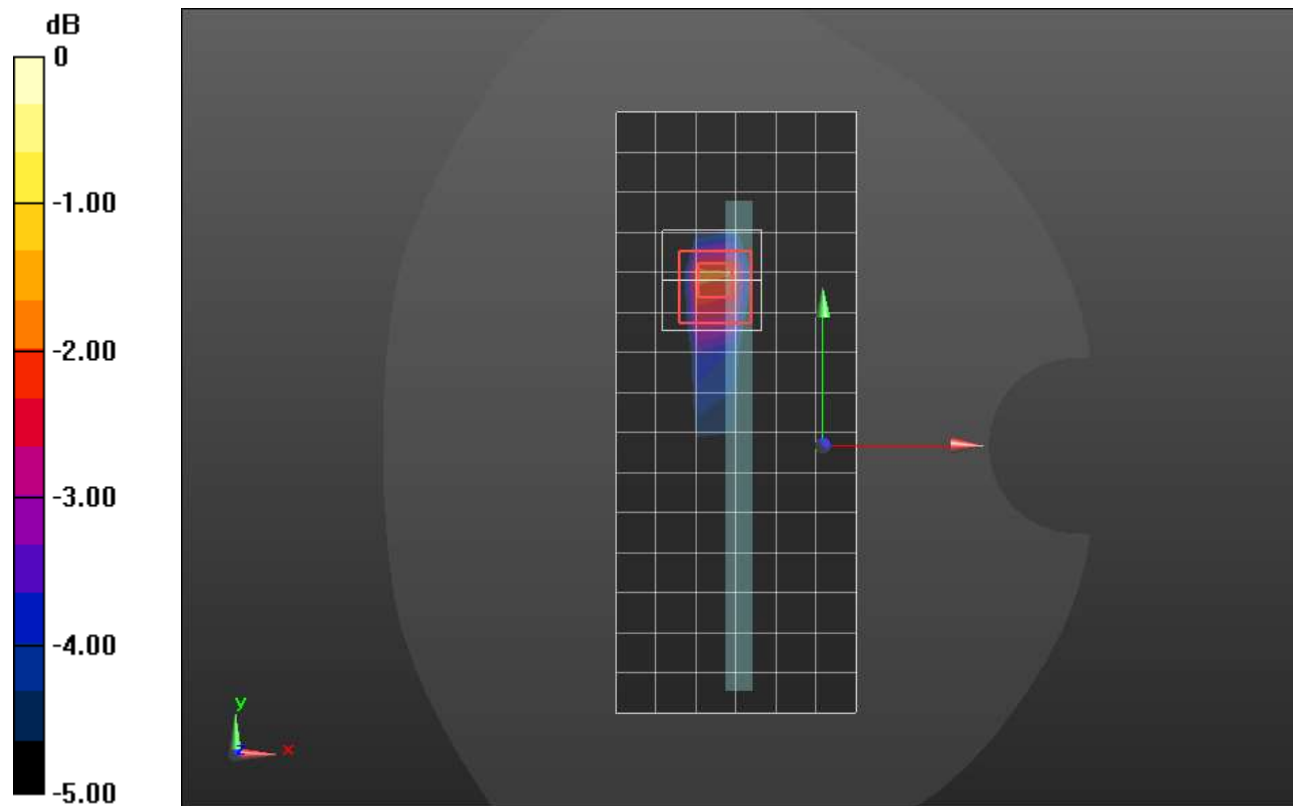
Peak SAR (extrapolated) = 1.98 W/kg

**SAR(1 g) = 0.809 W/kg; SAR(10 g) = 0.343 W/kg**

Smallest distance from peaks to all points 3 dB below = 7.3 mm

Ratio of SAR at M2 to SAR at M1 = 43.6%

Maximum value of SAR (measured) = 1.44 W/kg



0 dB = 1.44 W/kg = 1.58 dBW/kg

### n7 ANT 2

Frequency: 2535 MHz; Duty Cycle: 1:1; Room Ambient Temperature: 24.0°C; Liquid Temperature: 23.0°C  
Medium parameters used:  $f = 2535 \text{ MHz}$ ;  $\sigma = 1.85 \text{ S/m}$ ;  $\epsilon_r = 37.334$ ;  $\rho = 1000 \text{ kg/m}^3$

Dasy Configuration:

- Area Scan Setting: Find Secondary Maximum within 2.0 dB and with a peak SAR value greater than 0.0012 W/kg
- Electronics: DAE4 Sn1359; Calibrated: 1/7/2022
- Probe: EX3DV4 - SN3991; ConvF(7.9, 7.9, 7.9) @ 2535 MHz; Calibrated: 8/20/2021
- Sensor-Surface: 1.4mm (Mechanical Surface Detection (Locations From Previous Scan Used)), Sensor-Surface: 1.4mm (Mechanical Surface Detection)
- Phantom: Twin-SAM V8.0 (20deg probe tilt); Type: QD 000 P41 AA; Serial: 1956

**LHS/Tilt\_pi/2 BPSK RB 108,54 Ch 507000/Area Scan (10x16x1):** Measurement grid:  $dx=12\text{mm}$ ,  $dy=12\text{mm}$

Maximum value of SAR (measured) = 1.15 W/kg

**LHS/Tilt\_pi/2 BPSK RB 108,54 Ch 507000/Zoom Scan (7x7x7)/Cube 0:** Measurement grid:

$dx=5\text{mm}$ ,  $dy=5\text{mm}$ ,  $dz=5\text{mm}$

Reference Value = 20.81 V/m; Power Drift = -0.07 dB

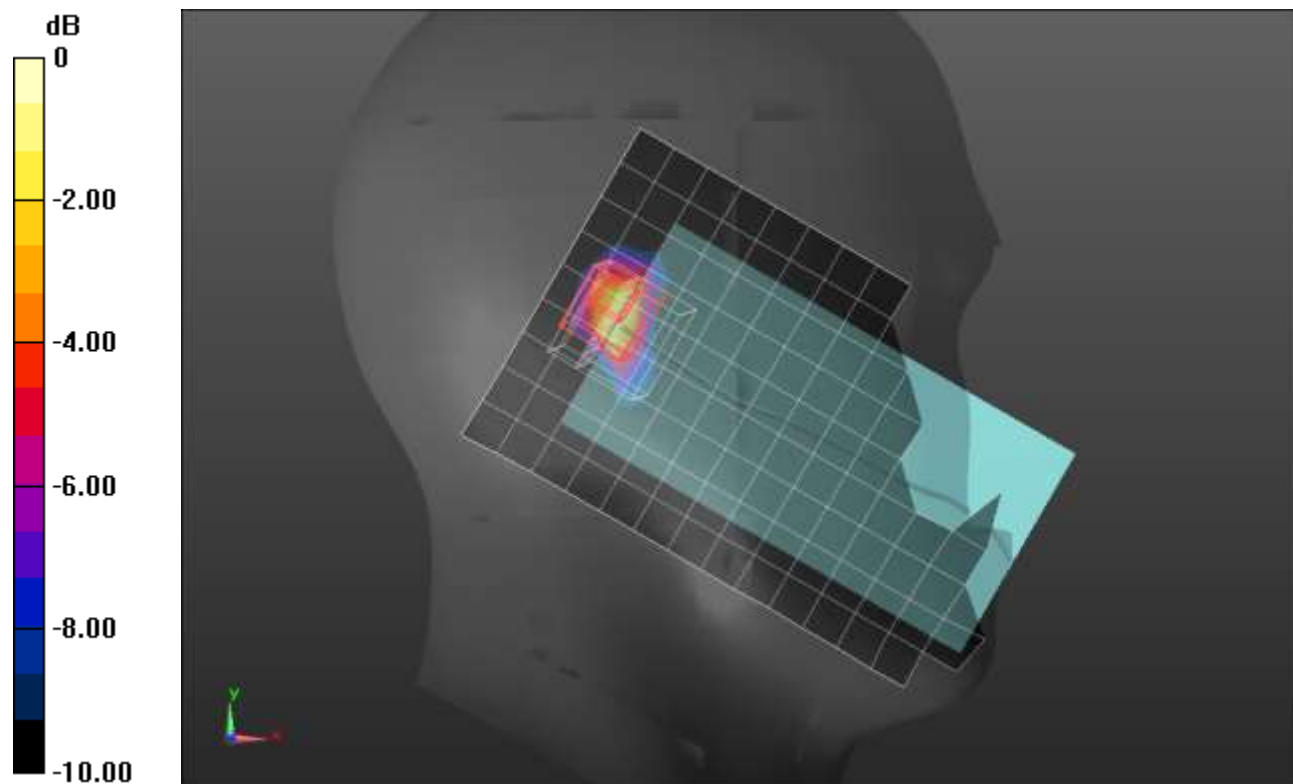
Peak SAR (extrapolated) = 1.98 W/kg

**SAR(1 g) = 0.785 W/kg; SAR(10 g) = 0.281 W/kg**

Smallest distance from peaks to all points 3 dB below = 5 mm

Ratio of SAR at M2 to SAR at M1 = 43.4%

Maximum value of SAR (measured) = 1.50 W/kg



0 dB = 1.50 W/kg = 1.76 dBW/kg



## n7 ANT 2

Frequency: 2535 MHz; Duty Cycle: 1:1; Room Ambient Temperature: 24.0°C; Liquid Temperature: 23.0°C  
 Medium parameters used:  $f = 2535 \text{ MHz}$ ;  $\sigma = 1.85 \text{ S/m}$ ;  $\epsilon_r = 37.334$ ;  $\rho = 1000 \text{ kg/m}^3$

Dasy Configuration:

- Area Scan Setting: Find Secondary Maximum within 2.0 dB and with a peak SAR value greater than 0.0012 W/kg
- Electronics: DAE4 Sn1359; Calibrated: 1/7/2022
- Probe: EX3DV4 - SN3991; ConvF(7.9, 7.9, 7.9) @ 2535 MHz; Calibrated: 8/20/2021
- Sensor-Surface: 1.4mm (Mechanical Surface Detection)
- Phantom: Twin-SAM V8.0 (20deg probe tilt); Type: QD 000 P41 AA; Serial: 1956

**Rear/pi/2 BPSK RB 1,107 Ch 507000/Area Scan (10x16x1):** Measurement grid: dx=12mm, dy=12mm  
 Maximum value of SAR (measured) = 0.799 W/kg

**Rear/pi/2 BPSK RB 1,107 Ch 507000/Zoom Scan (8x9x7)/Cube 0:** Measurement grid: dx=5mm, dy=5mm, dz=5mm

Reference Value = 19.30 V/m; Power Drift = 0.00 dB

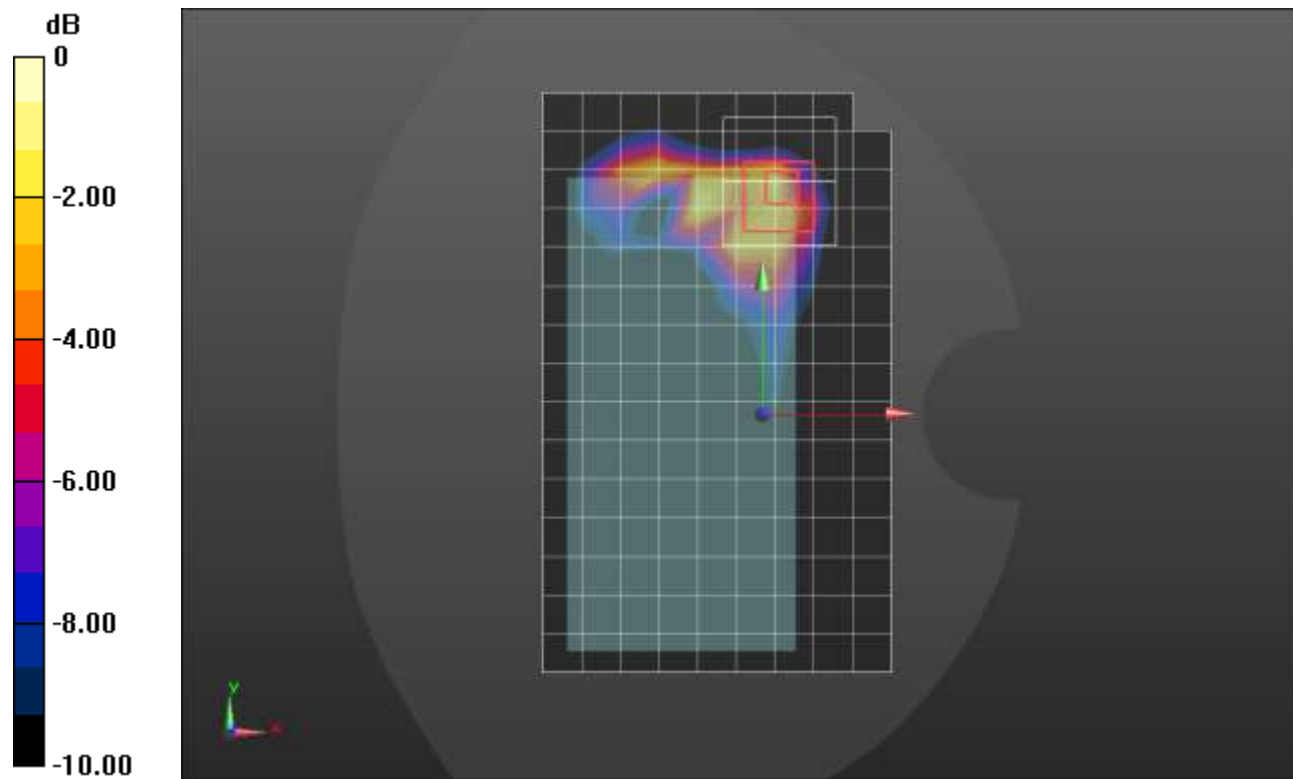
Peak SAR (extrapolated) = 1.49 W/kg

**SAR(1 g) = 0.584 W/kg; SAR(10 g) = 0.217 W/kg**

Smallest distance from peaks to all points 3 dB below = 5 mm

Ratio of SAR at M2 to SAR at M1 = 43.4%

Maximum value of SAR (measured) = 1.07 W/kg



0 dB = 1.07 W/kg = 0.29 dBW/kg

## n7 ANT 2

Frequency: 2535 MHz; Duty Cycle: 1:1; Room Ambient Temperature: 24.0°C; Liquid Temperature: 23.0°C  
 Medium parameters used:  $f = 2535 \text{ MHz}$ ;  $\sigma = 1.85 \text{ S/m}$ ;  $\epsilon_r = 37.334$ ;  $\rho = 1000 \text{ kg/m}^3$

Dasy Configuration:

- Area Scan Setting: Find Secondary Maximum within 2.0 dB and with a peak SAR value greater than 0.0012 W/kg
- Electronics: DAE4 Sn1359; Calibrated: 1/7/2022
- Probe: EX3DV4 - SN3991; ConvF(7.9, 7.9, 7.9) @ 2535 MHz; Calibrated: 8/20/2021
- Sensor-Surface: 1.4mm (Mechanical Surface Detection)
- Phantom: Twin-SAM V8.0 (20deg probe tilt); Type: QD 000 P41 AA; Serial: 1956

**Edge 1/pi/2 BPSK RB 108,54 Ch 507000/Area Scan (7x10x1):** Measurement grid: dx=12mm, dy=12mm  
 Maximum value of SAR (measured) = 1.14 W/kg

**Edge 1/pi/2 BPSK RB 108,54 Ch 507000/Zoom Scan (7x7x7)/Cube 0:** Measurement grid: dx=5mm, dy=5mm, dz=5mm

Reference Value = 23.06 V/m; Power Drift = 0.11 dB

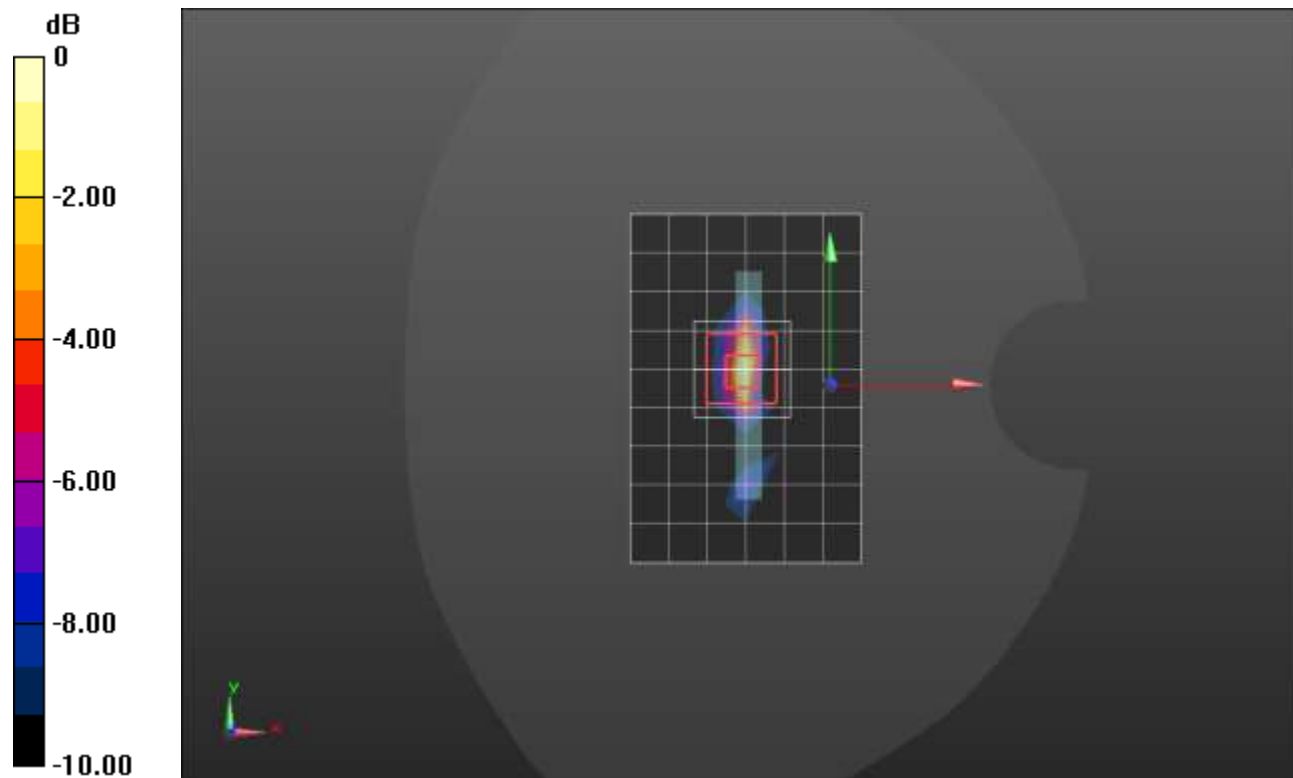
Peak SAR (extrapolated) = 1.54 W/kg

**SAR(1 g) = 0.640 W/kg; SAR(10 g) = 0.224 W/kg**

Smallest distance from peaks to all points 3 dB below = 6 mm

Ratio of SAR at M2 to SAR at M1 = 46%

Maximum value of SAR (measured) = 1.20 W/kg



0 dB = 1.20 W/kg = 0.79 dBW/kg

### n7 ANT 3

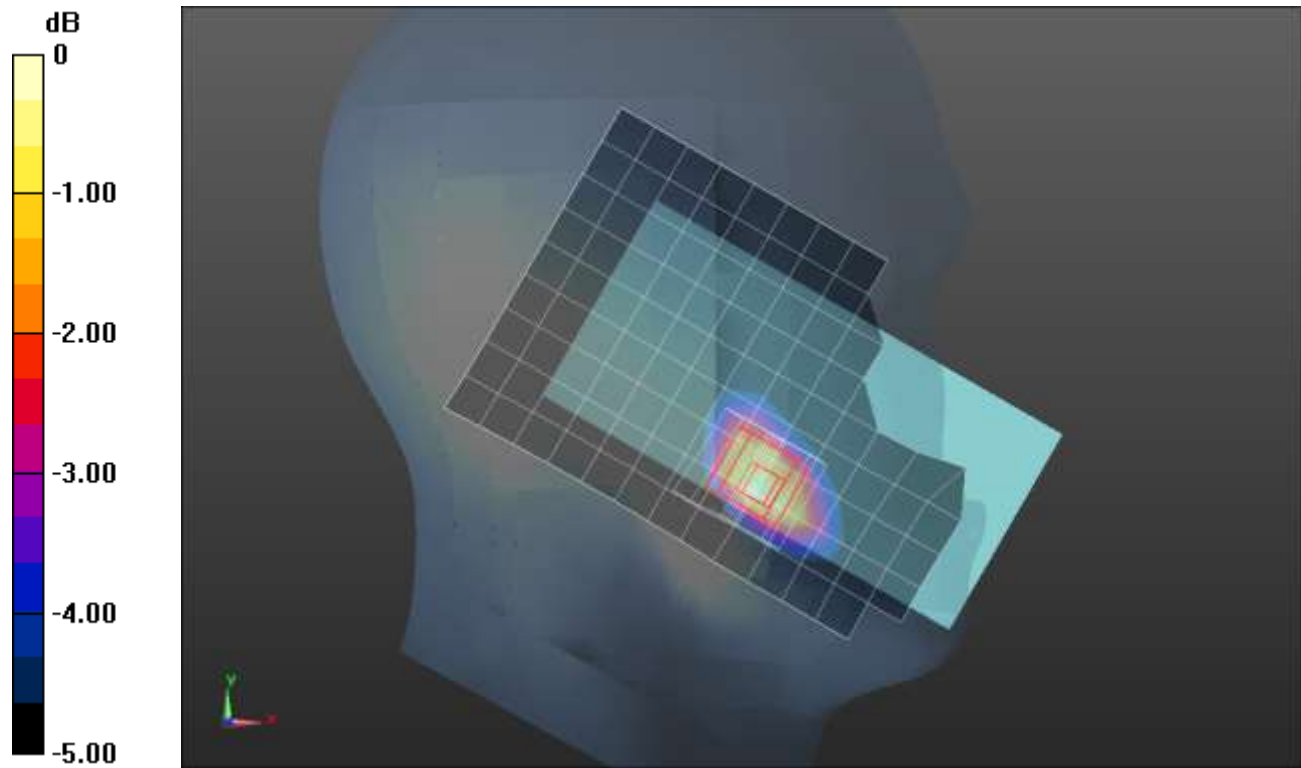
Frequency: 2535 MHz; Duty Cycle: 1:1; Room Ambient Temperature: 24.0°C; Liquid Temperature: 23.0°C  
 Medium parameters used:  $f = 2535 \text{ MHz}$ ;  $\sigma = 1.9 \text{ S/m}$ ;  $\epsilon_r = 40.961$ ;  $\rho = 1000 \text{ kg/m}^3$

Dasy Configuration:

- Area Scan Setting: Find Secondary Maximum within 2.0 dB and with a peak SAR value greater than 0.0012 W/kg
- Electronics: DAE4 Sn1540; Calibrated: 1/11/2022
- Probe: EX3DV4 - SN7356; ConvF(7.99, 7.99, 7.99) @ 2535 MHz; Calibrated: 3/24/2022
- Sensor-Surface: 1.4mm (Mechanical Surface Detection)
- Phantom: Twin-SAM V5.0 (20deg probe tilt); Type: SAM;

**LHS/Touch\_pi/2 BPSK RB 1,107 Ch 507000/Area Scan (10x16x1):** Measurement grid:  $dx=12\text{mm}$ ,  $dy=12\text{mm}$   
 Maximum value of SAR (measured) = 0.655 W/kg

**LHS/Touch\_pi/2 BPSK RB 1,107 Ch 507000/Zoom Scan (7x7x7)/Cube 0:** Measurement grid:  $dx=5\text{mm}$ ,  $dy=5\text{mm}$ ,  $dz=5\text{mm}$   
 Reference Value = 18.08 V/m; Power Drift = -0.11 dB  
 Peak SAR (extrapolated) = 0.814 W/kg  
**SAR(1 g) = 0.451 W/kg; SAR(10 g) = 0.245 W/kg**  
 Smallest distance from peaks to all points 3 dB below = 10.3 mm  
 Ratio of SAR at M2 to SAR at M1 = 57.2%  
 Maximum value of SAR (measured) = 0.671 W/kg



0 dB = 0.671 W/kg = -1.73 dBW/kg

### n7 ANT 3

Frequency: 2535 MHz; Duty Cycle: 1:1; Room Ambient Temperature: 24.0°C; Liquid Temperature: 23.0°C

Medium parameters used:  $f = 2535 \text{ MHz}$ ;  $\sigma = 1.924 \text{ S/m}$ ;  $\epsilon_r = 37.286$ ;  $\rho = 1000 \text{ kg/m}^3$

Dasy Configuration:

- Area Scan Setting: Find Secondary Maximum within 2.0 dB and with a peak SAR value greater than 0.0012 W/kg
- Electronics: DAE4 Sn1433; Calibrated: 2/23/2022
- Probe: EX3DV4 - SN3929; ConvF(6.98, 6.98, 6.98) @ 2535 MHz; Calibrated: 3/23/2022
- Sensor-Surface: 1.4mm (Mechanical Surface Detection)
- Phantom: Twin-SAM V8.0 (20deg probe tilt); Type: QD 000 P41 AA; Serial: 1956

**Rear/pi/2 BPSK RB 1,107 Ch 507000/Area Scan (10x16x1):** Measurement grid: dx=12mm, dy=12mm

Maximum value of SAR (measured) = 0.747 W/kg

**Rear/pi/2 BPSK RB 1,107 Ch 507000/Zoom Scan (8x8x7)/Cube 0:** Measurement grid: dx=5mm, dy=5mm, dz=5mm

Reference Value = 17.74 V/m; Power Drift = 0.20 dB

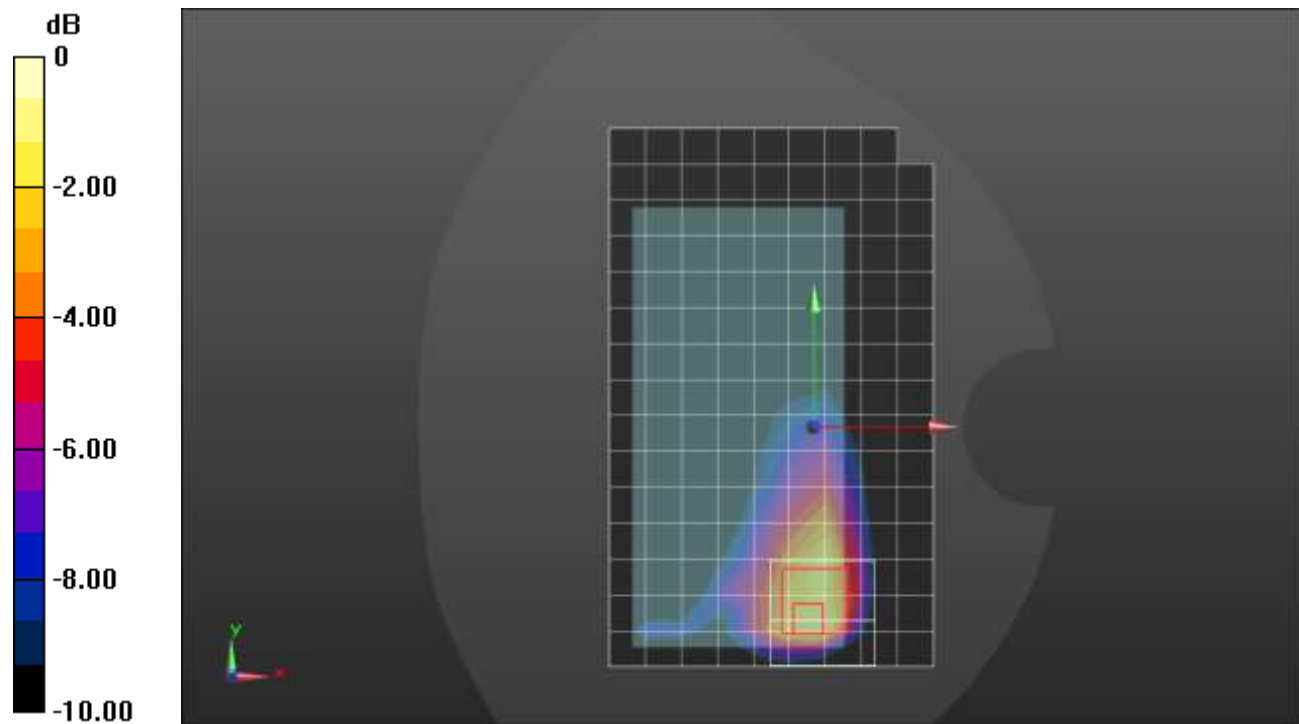
Peak SAR (extrapolated) = 1.34 W/kg

**SAR(1 g) = 0.524 W/kg; SAR(10 g) = 0.245 W/kg**

Smallest distance from peaks to all points 3 dB below = 8 mm

Ratio of SAR at M2 to SAR at M1 = 38.3%

Maximum value of SAR (measured) = 0.991 W/kg



0 dB = 0.991 W/kg = -0.04 dBW/kg

### n7 ANT 3

Frequency: 2535 MHz; Duty Cycle: 1:1; Room Ambient Temperature: 24.0°C; Liquid Temperature: 23.0°C

Medium parameters used:  $f = 2535 \text{ MHz}$ ;  $\sigma = 1.924 \text{ S/m}$ ;  $\epsilon_r = 37.286$ ;  $\rho = 1000 \text{ kg/m}^3$

Dasy Configuration:

- Area Scan Setting: Find Secondary Maximum within 2.0 dB and with a peak SAR value greater than 0.0012 W/kg
- Electronics: DAE4 Sn1433; Calibrated: 2/23/2022
- Probe: EX3DV4 - SN3929; ConvF(6.98, 6.98, 6.98) @ 2535 MHz; Calibrated: 3/23/2022
- Sensor-Surface: 1.4mm (Mechanical Surface Detection)
- Phantom: Twin-SAM V8.0 (20deg probe tilt); Type: QD 000 P41 AA; Serial: 1956

**Edge 4/pi/2 BPSK RB 1,107 Ch 507000/Area Scan (7x16x1):** Measurement grid:  $dx=12\text{mm}$ ,  $dy=12\text{mm}$   
 Maximum value of SAR (measured) = 0.917 W/kg

**Edge 4/pi/2 BPSK RB 1,107 Ch 507000/Zoom Scan (7x7x7)/Cube 0:** Measurement grid:  $dx=5\text{mm}$ ,  $dy=5\text{mm}$ ,  $dz=5\text{mm}$

Reference Value = 20.24 V/m; Power Drift = -0.09 dB

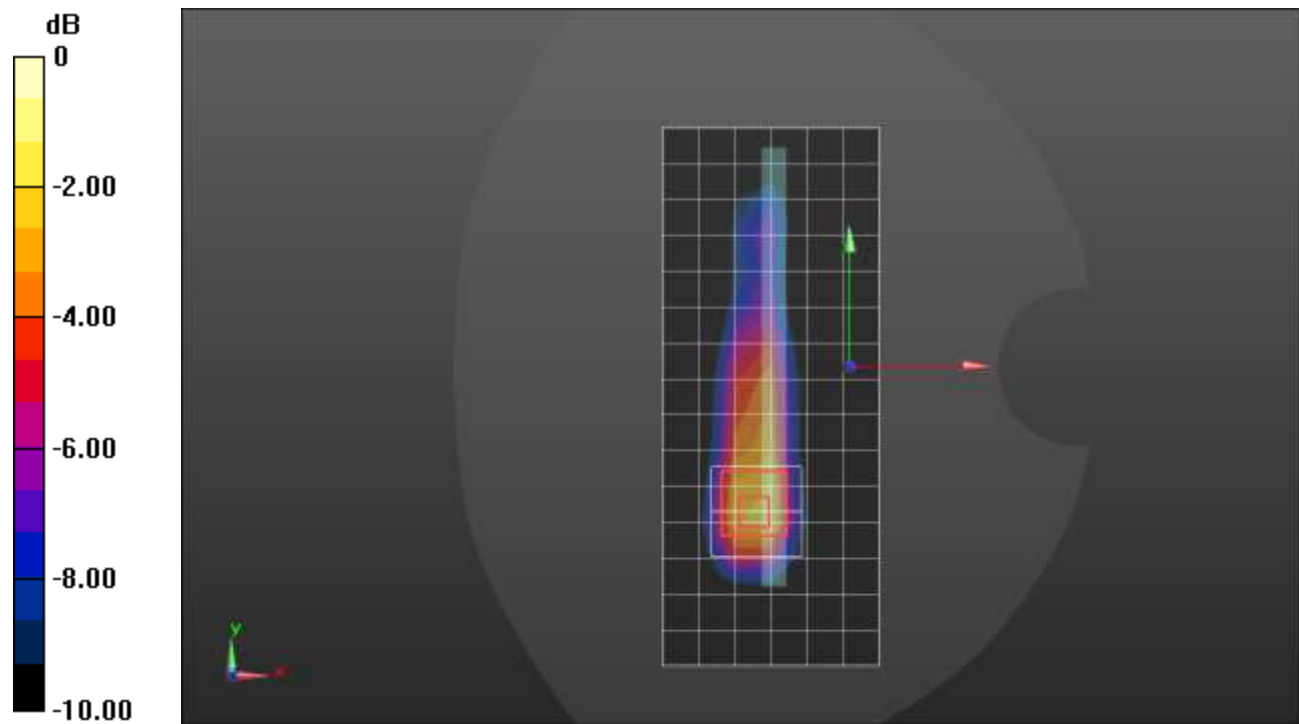
Peak SAR (extrapolated) = 1.75 W/kg

**SAR(1 g) = 0.766 W/kg; SAR(10 g) = 0.337 W/kg**

Smallest distance from peaks to all points 3 dB below = 8 mm

Ratio of SAR at M2 to SAR at M1 = 46.2%

Maximum value of SAR (measured) = 1.33 W/kg



0 dB = 1.33 W/kg = 1.24 dBW/kg

### n7 ANT 4

Frequency: 2535 MHz; Duty Cycle: 1:1; Room Ambient Temperature: 24.0°C; Liquid Temperature: 23.0°C  
Medium parameters used:  $f = 2535 \text{ MHz}$ ;  $\sigma = 1.877 \text{ S/m}$ ;  $\epsilon_r = 37.735$ ;  $\rho = 1000 \text{ kg/m}^3$

Dasy Configuration:

- Area Scan Setting: Find Secondary Maximum within 2.0 dB and with a peak SAR value greater than 0.0012 W/kg
- Electronics: DAE4 Sn1434; Calibrated: 11/11/2021
- Probe: EX3DV4 - SN7569; ConvF(7.45, 7.45, 7.45) @ 2535 MHz; Calibrated: 4/26/2022
- Sensor-Surface: 1.4mm (Mechanical Surface Detection (Locations From Previous Scan Used)), Sensor-Surface: 1.4mm (Mechanical Surface Detection)
- Phantom: Twin-SAM V8.0 (20deg probe tilt); Type: QD 000 P41 AA; Serial: 1956

**LHS/Touch\_pi/2 BPSK RB 108,54 Ch 507000/Area Scan (10x16x1):** Measurement grid:  $dx=12\text{mm}$ ,  $dy=12\text{mm}$

Maximum value of SAR (measured) = 1.09 W/kg

**LHS/Touch\_pi/2 BPSK RB 108,54 Ch 507000/Zoom Scan (7x7x7)/Cube 0:** Measurement grid:

$dx=5\text{mm}$ ,  $dy=5\text{mm}$ ,  $dz=5\text{mm}$

Reference Value = 22.79 V/m; Power Drift = -0.02 dB

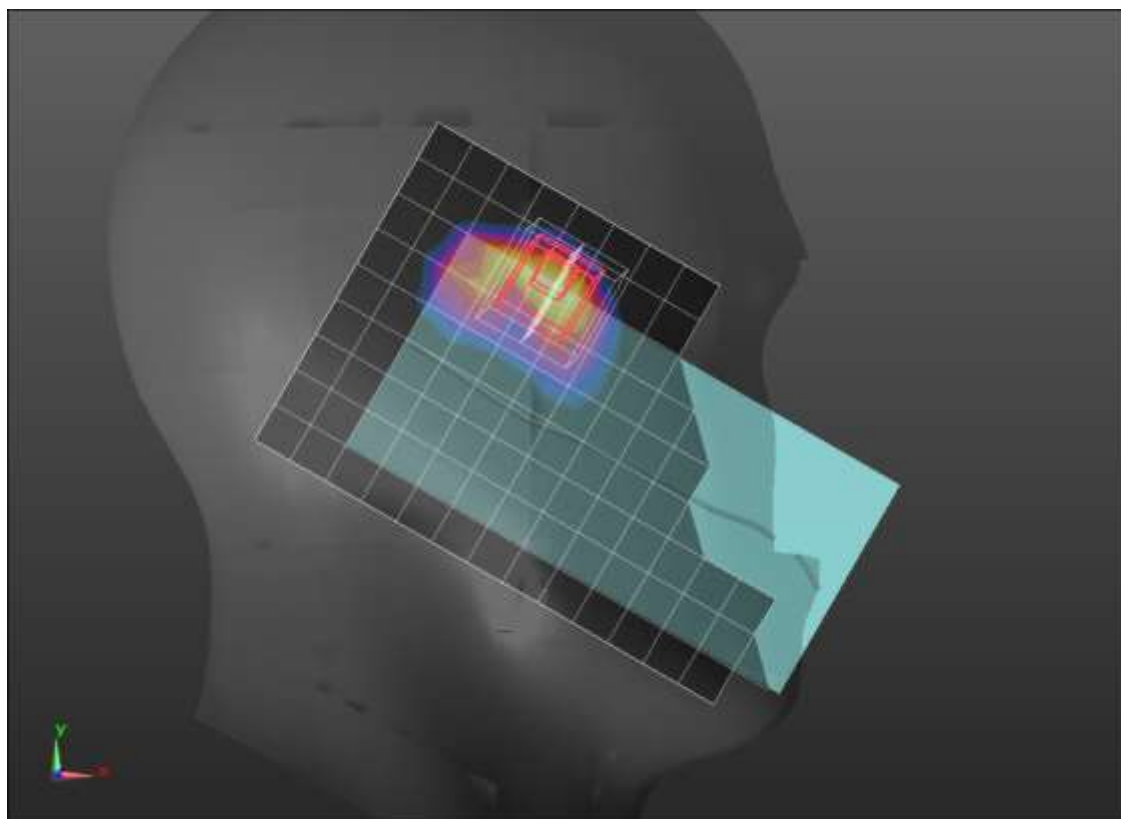
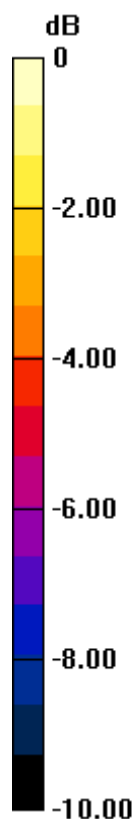
Peak SAR (extrapolated) = 1.72 W/kg

**SAR(1 g) = 0.655 W/kg; SAR(10 g) = 0.274 W/kg**

Smallest distance from peaks to all points 3 dB below = 5.1 mm

Ratio of SAR at M2 to SAR at M1 = 40.7%

Maximum value of SAR (measured) = 1.20 W/kg



0 dB = 1.20 W/kg = 0.79 dBW/kg

### n7 ANT 4

Frequency: 2535 MHz; Duty Cycle: 1:1; Room Ambient Temperature: 24.0°C; Liquid Temperature: 23.0°C  
 Medium parameters used:  $f = 2535 \text{ MHz}$ ;  $\sigma = 1.877 \text{ S/m}$ ;  $\epsilon_r = 37.735$ ;  $\rho = 1000 \text{ kg/m}^3$

Dasy Configuration:

- Area Scan Setting: Find Secondary Maximum within 2.0 dB and with a peak SAR value greater than 0.0012 W/kg
- Electronics: DAE4 Sn1434; Calibrated: 11/11/2021
- Probe: EX3DV4 - SN7569; ConvF(7.45, 7.45, 7.45) @ 2535 MHz; Calibrated: 4/26/2022
- Sensor-Surface: 1.4mm (Mechanical Surface Detection)
- Phantom: Twin-SAM V8.0 (20deg probe tilt); Type: QD 000 P41 AA; Serial: 1956

**Rear/pi/2 BPSK RB 1,107 Ch 507000/Area Scan (10x16x1):** Measurement grid: dx=12mm, dy=12mm  
 Maximum value of SAR (measured) = 1.27 W/kg

**Rear/pi/2 BPSK RB 1,107 Ch 507000/Zoom Scan (8x9x7)/Cube 0:** Measurement grid: dx=5mm, dy=5mm, dz=5mm

Reference Value = 23.74 V/m; Power Drift = -0.05 dB

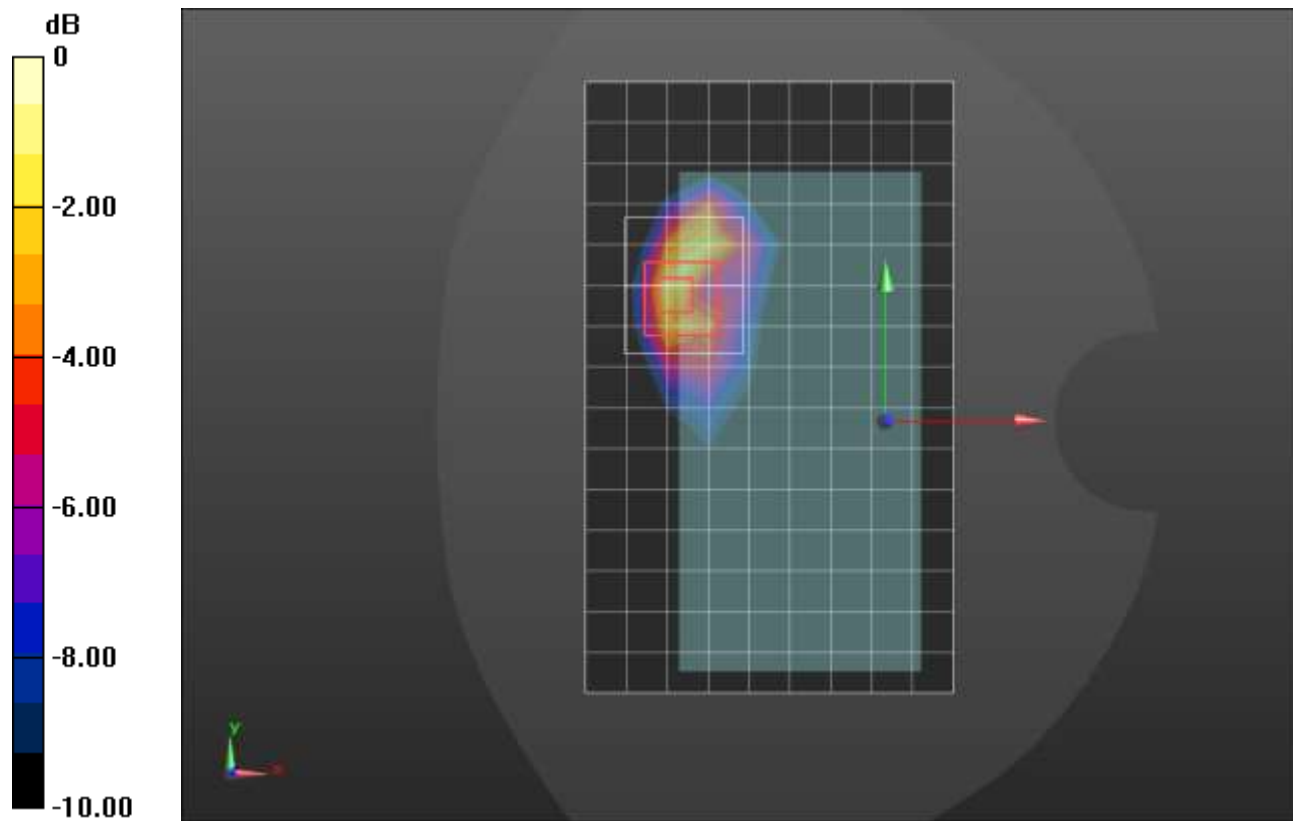
Peak SAR (extrapolated) = 1.82 W/kg

**SAR(1 g) = 0.752 W/kg; SAR(10 g) = 0.320 W/kg**

Smallest distance from peaks to all points 3 dB below = 6.7 mm

Ratio of SAR at M2 to SAR at M1 = 41.8%

Maximum value of SAR (measured) = 1.41 W/kg



0 dB = 1.41 W/kg = 1.49 dBW/kg

### n7 ANT 4

Frequency: 2535 MHz; Duty Cycle: 1:1; Room Ambient Temperature: 24.0°C; Liquid Temperature: 23.0°C  
 Medium parameters used:  $f = 2535 \text{ MHz}$ ;  $\sigma = 1.877 \text{ S/m}$ ;  $\epsilon_r = 37.735$ ;  $\rho = 1000 \text{ kg/m}^3$

Dasy Configuration:

- Area Scan Setting: Find Secondary Maximum within 2.0 dB and with a peak SAR value greater than 0.0012 W/kg
- Electronics: DAE4 Sn1434; Calibrated: 11/11/2021
- Probe: EX3DV4 - SN7569; ConvF(7.45, 7.45, 7.45) @ 2535 MHz; Calibrated: 4/26/2022
- Sensor-Surface: 1.4mm (Mechanical Surface Detection)
- Phantom: Twin-SAM V8.0 (20deg probe tilt); Type: QD 000 P41 AA; Serial: 1956

**Edge 2/pi/2 BPSK RB 108,54 Ch 507000/Area Scan (7x16x1):** Measurement grid:  $dx=12\text{mm}$ ,  $dy=12\text{mm}$   
 Maximum value of SAR (measured) = 1.24 W/kg

**Edge 2/pi/2 BPSK RB 108,54 Ch 507000/Zoom Scan (7x8x7)/Cube 0:** Measurement grid:  $dx=5\text{mm}$ ,  $dy=5\text{mm}$ ,  $dz=5\text{mm}$

Reference Value = 23.86 V/m; Power Drift = 0.19 dB

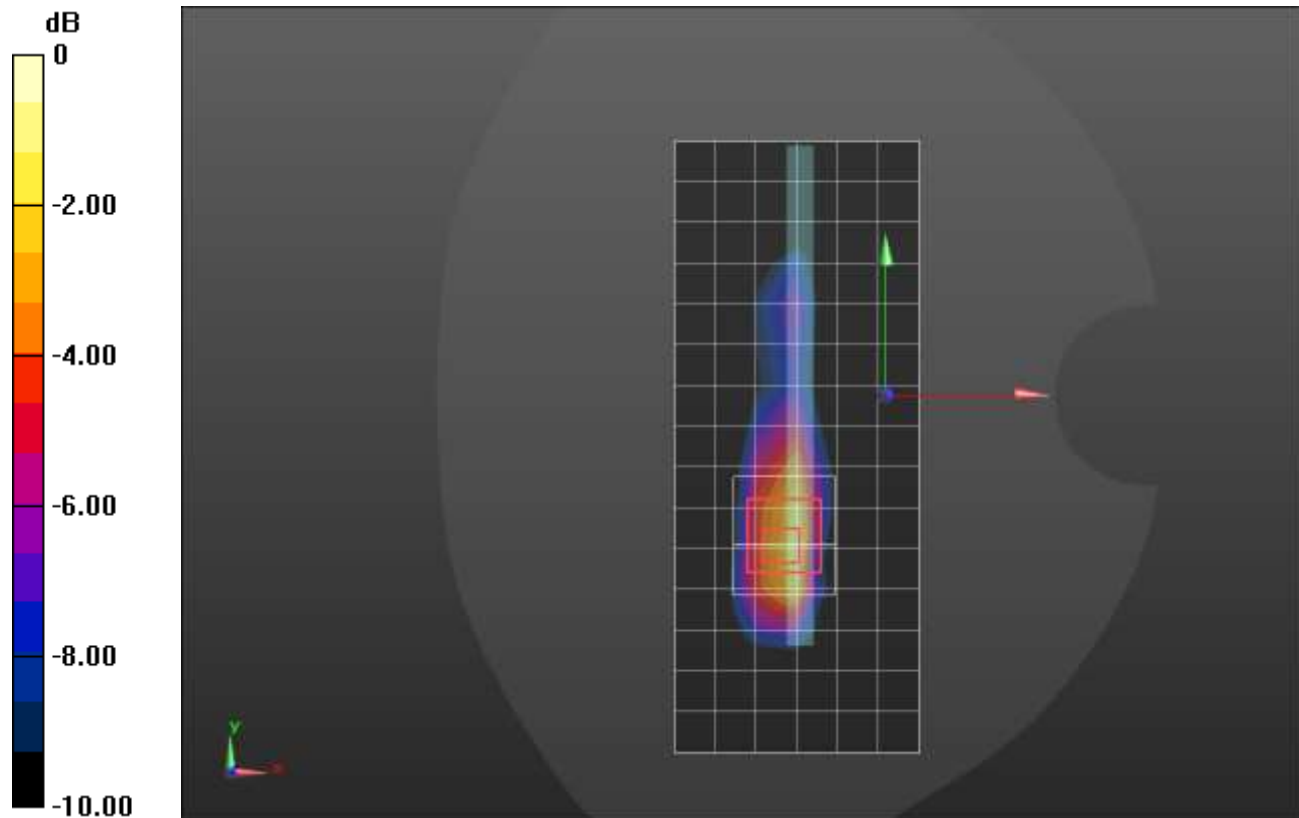
Peak SAR (extrapolated) = 2.06 W/kg

**SAR(1 g) = 0.899 W/kg; SAR(10 g) = 0.382 W/kg**

Smallest distance from peaks to all points 3 dB below = 6 mm

Ratio of SAR at M2 to SAR at M1 = 45.2%

Maximum value of SAR (measured) = 1.63 W/kg



0 dB = 1.63 W/kg = 2.12 dBW/kg



### n12 ANT 1

Frequency: 707.5 MHz; Duty Cycle: 1:1; Room Ambient Temperature: 24.0°C; Liquid Temperature: 23.0°C  
 Medium parameters used (interpolated):  $f = 707.5$  MHz;  $\sigma = 0.859$  S/m;  $\epsilon_r = 40.788$ ;  $\rho = 1000$  kg/m<sup>3</sup>

Dasy Configuration:

- Area Scan Setting: Find Secondary Maximum within 2.0 dB and with a peak SAR value greater than 0.0012 W/kg
- Electronics: DAE4 Sn1547; Calibrated: 4/21/2022
- Probe: EX3DV4 - SN3989; ConvF(10.59, 10.59, 10.59) @ 707.5 MHz; Calibrated: 1/19/2022
- Sensor-Surface: 1.4mm (Mechanical Surface Detection)
- Phantom: SAM with CRP v5.0; Type: QD000P40CD; Serial: TP:xxxx

**RHS/Touch\_pi/2 BPSK RB 1,39 Ch 141500/Area Scan (9x13x1):** Measurement grid: dx=15mm, dy=15mm

[Info: Interpolated medium parameters used for SAR evaluation.](#)

Maximum value of SAR (measured) = 0.262 W/kg

**RHS/Touch\_pi/2 BPSK RB 1,39 Ch 141500/Zoom Scan (5x5x7)/Cube 0:** Measurement grid: dx=8mm, dy=8mm, dz=5mm

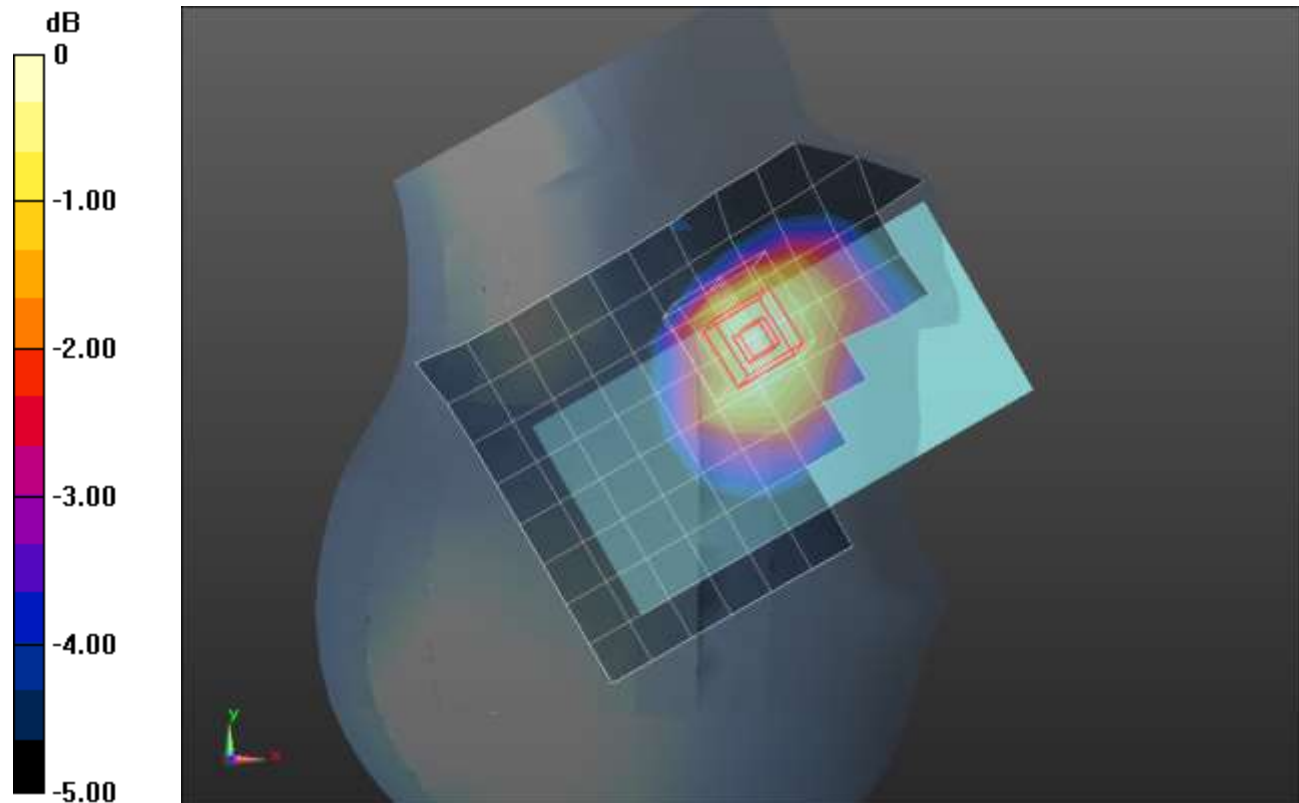
Reference Value = 17.49 V/m; Power Drift = -0.03 dB

Peak SAR (extrapolated) = 0.308 W/kg

**SAR(1 g) = 0.220 W/kg; SAR(10 g) = 0.168 W/kg**

[Info: Interpolated medium parameters used for SAR evaluation.](#)

Maximum value of SAR (measured) = 0.274 W/kg



0 dB = 0.274 W/kg = -5.62 dBW/kg

### n12 ANT 1

Frequency: 707.5 MHz; Duty Cycle: 1:1; Room Ambient Temperature: 24.0°C; Liquid Temperature: 23.0°C  
 Medium parameters used (interpolated):  $f = 707.5$  MHz;  $\sigma = 0.859$  S/m;  $\epsilon_r = 40.788$ ;  $\rho = 1000$  kg/m<sup>3</sup>

Dasy Configuration:

- Area Scan Setting: Find Secondary Maximum within 2.0 dB and with a peak SAR value greater than 0.0012 W/kg
- Electronics: DAE4 Sn1547; Calibrated: 4/21/2022
- Probe: EX3DV4 - SN3989; ConvF(10.59, 10.59, 10.59) @ 707.5 MHz; Calibrated: 1/19/2022
- Sensor-Surface: 1.4mm (Mechanical Surface Detection)
- Phantom: SAM with CRP v5.0; Type: QD000P40CD; Serial: TP:xxxx

**Rear/pi/2 BPSK RB 1,39 Ch 141500/Area Scan (9x13x1):** Measurement grid: dx=15mm, dy=15mm

[Info: Interpolated medium parameters used for SAR evaluation.](#)

Maximum value of SAR (measured) = 0.820 W/kg

**Rear/pi/2 BPSK RB 1,39 Ch 141500/Zoom Scan (5x5x7)/Cube 0:** Measurement grid: dx=8mm, dy=8mm, dz=5mm

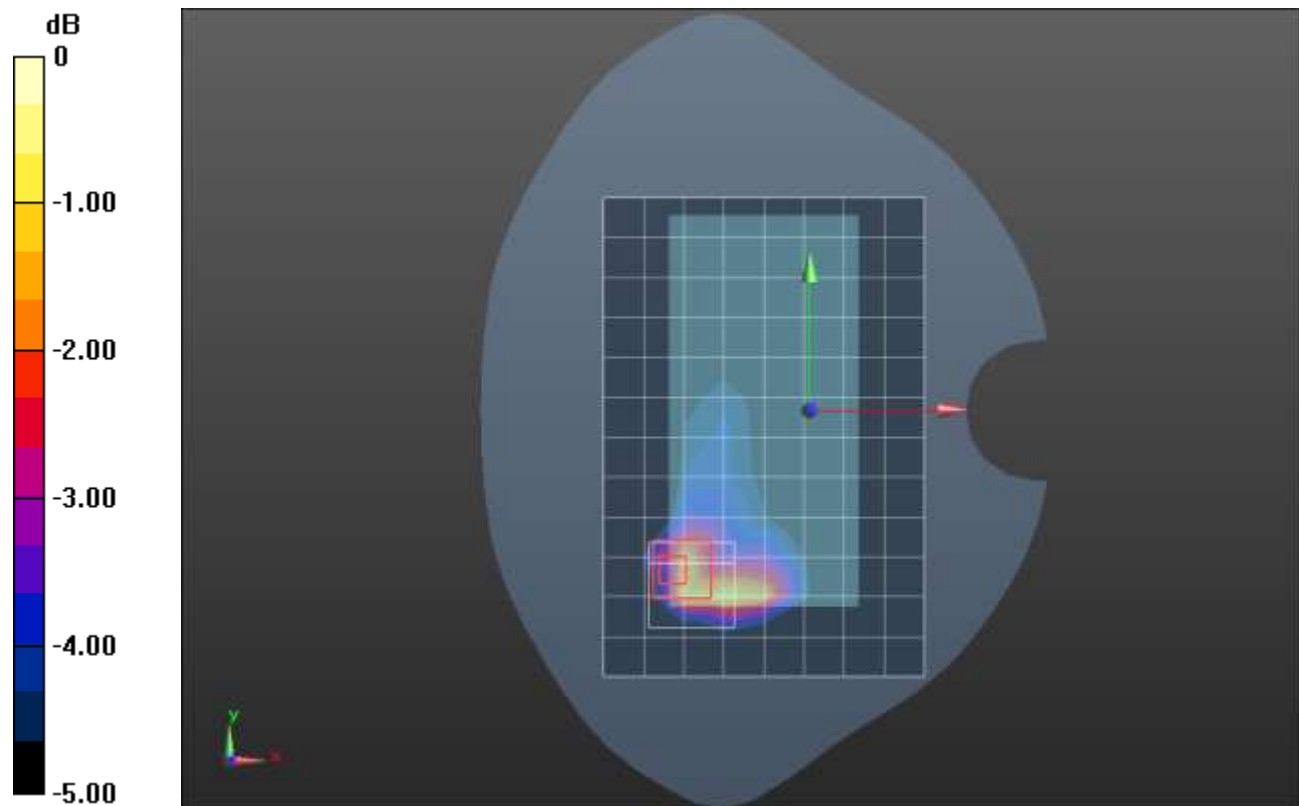
Reference Value = 32.54 V/m; Power Drift = -0.12 dB

Peak SAR (extrapolated) = 1.35 W/kg

**SAR(1 g) = 0.544 W/kg; SAR(10 g) = 0.294 W/kg**

[Info: Interpolated medium parameters used for SAR evaluation.](#)

Maximum value of SAR (measured) = 0.985 W/kg



0 dB = 0.985 W/kg = -0.07 dBW/kg

### n12 ANT 1

Frequency: 707.5 MHz; Duty Cycle: 1:1; Room Ambient Temperature: 24.0°C; Liquid Temperature: 23.0°C  
 Medium parameters used (interpolated):  $f = 707.5$  MHz;  $\sigma = 0.859$  S/m;  $\epsilon_r = 40.788$ ;  $\rho = 1000$  kg/m<sup>3</sup>

Dasy Configuration:

- Area Scan Setting: Find Secondary Maximum within 2.0 dB and with a peak SAR value greater than 0.0012 W/kg
- Electronics: DAE4 Sn1547; Calibrated: 4/21/2022
- Probe: EX3DV4 - SN3989; ConvF(10.59, 10.59, 10.59) @ 707.5 MHz; Calibrated: 1/19/2022
- Sensor-Surface: 1.4mm (Mechanical Surface Detection)
- Phantom: SAM with CRP v5.0; Type: QD000P40CD; Serial: TP:xxxx

**Edge 2/pi/2 BPSK RB 1,39 Ch 141500/Area Scan (7x13x1):** Measurement grid: dx=15mm, dy=15mm

[Info: Interpolated medium parameters used for SAR evaluation.](#)

Maximum value of SAR (measured) = 0.919 W/kg

**Edge 2/pi/2 BPSK RB 1,39 Ch 141500/Zoom Scan (5x5x7)/Cube 0:** Measurement grid: dx=8mm, dy=8mm, dz=5mm

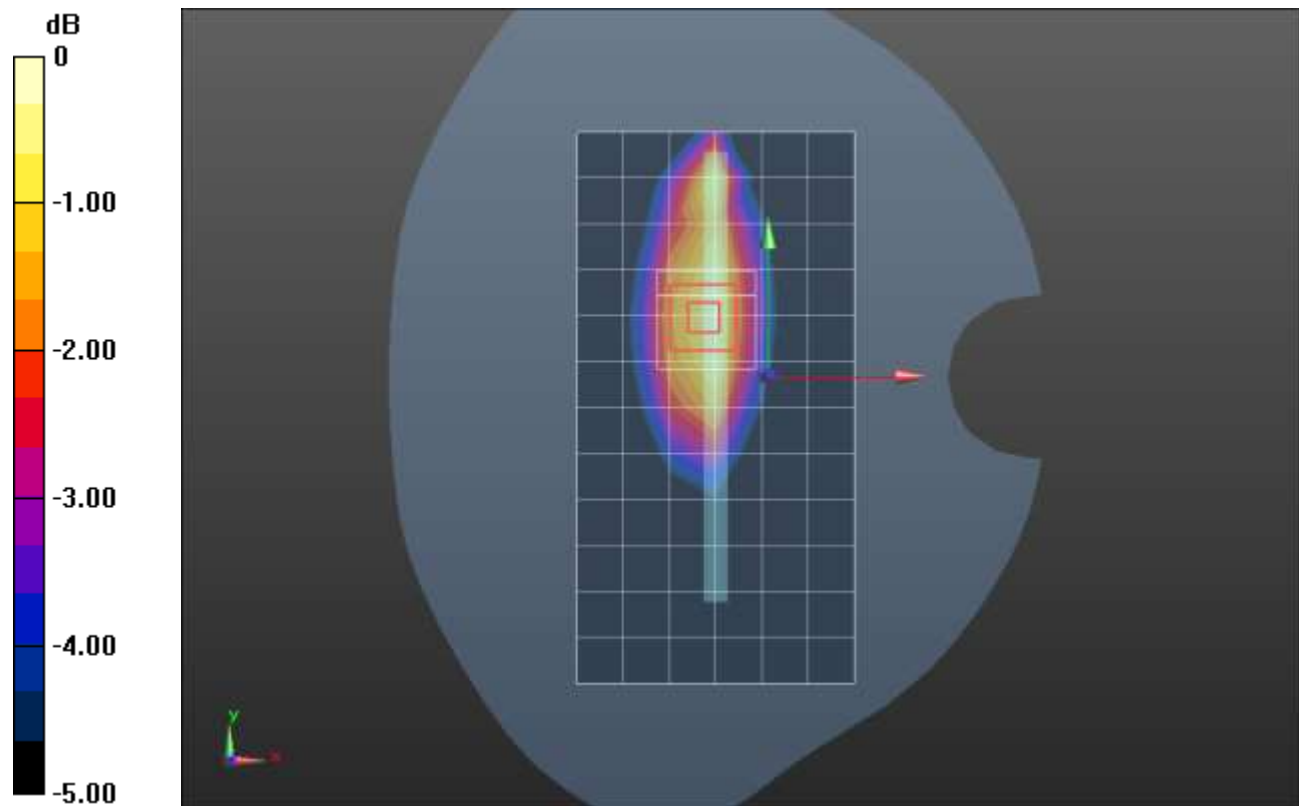
Reference Value = 33.98 V/m; Power Drift = -0.05 dB

Peak SAR (extrapolated) = 1.18 W/kg

**SAR(1 g) = 0.671 W/kg; SAR(10 g) = 0.439 W/kg**

[Info: Interpolated medium parameters used for SAR evaluation.](#)

Maximum value of SAR (measured) = 0.963 W/kg



0 dB = 0.963 W/kg = -0.16 dBW/kg

## n12 ANT 2

Frequency: 707.5 MHz; Duty Cycle: 1:1; Room Ambient Temperature: 24.0°C; Liquid Temperature: 23.0°C  
 Medium parameters used (interpolated):  $f = 707.5$  MHz;  $\sigma = 0.88$  S/m;  $\epsilon_r = 43.337$ ;  $\rho = 1000$  kg/m<sup>3</sup>

Dasy Configuration:

- Area Scan Setting: Find Secondary Maximum within 2.0 dB and with a peak SAR value greater than 0.0012 W/kg
- Electronics: DAE4 Sn1547; Calibrated: 4/21/2022
- Probe: EX3DV4 - SN3989; ConvF(10.59, 10.59, 10.59) @ 707.5 MHz; Calibrated: 1/19/2022
- Sensor-Surface: 1.4mm (Mechanical Surface Detection)
- Phantom: SAM with CRP v5.0; Type: QD000P40CD; Serial: TP:xxxx

**RHS/Touch\_pi/2 BPSK RB 1,39 Ch 141500/Area Scan (9x13x1):** Measurement grid: dx=15mm, dy=15mm

[Info: Interpolated medium parameters used for SAR evaluation.](#)

Maximum value of SAR (measured) = 1.20 W/kg

**RHS/Touch\_pi/2 BPSK RB 1,39 Ch 141500/Zoom Scan (5x5x7)/Cube 0:** Measurement grid: dx=8mm, dy=8mm, dz=5mm

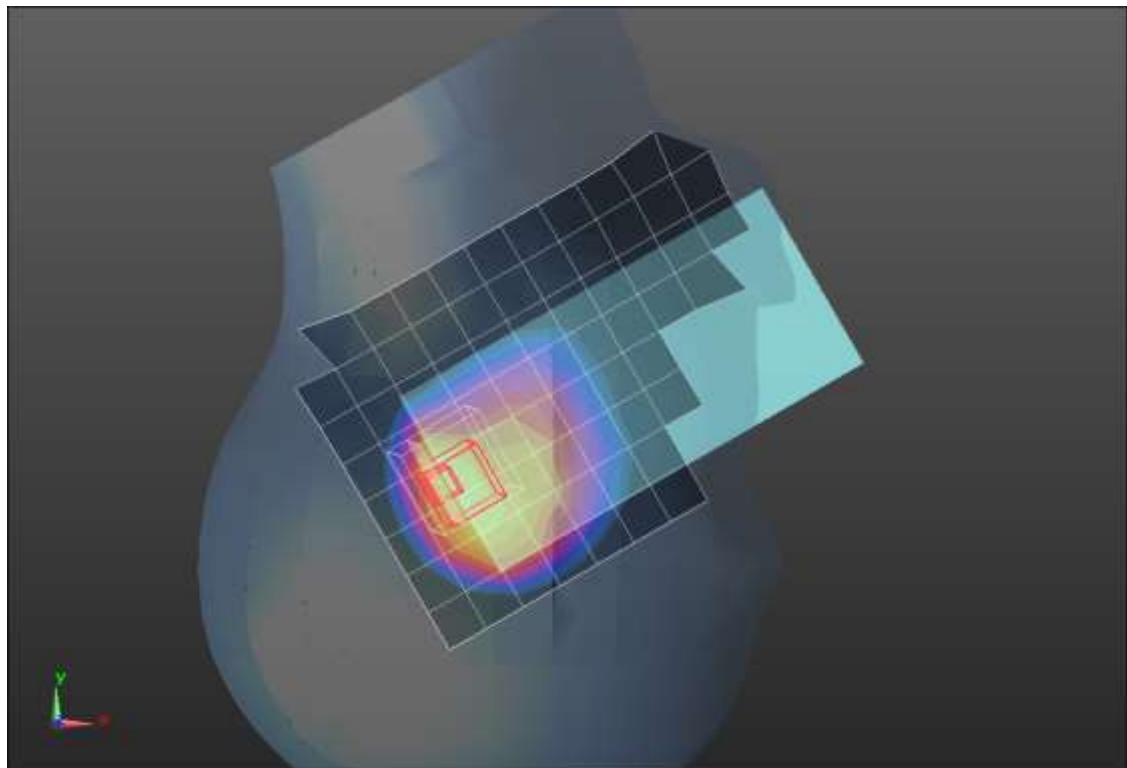
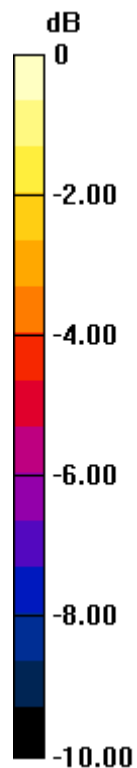
Reference Value = 34.52 V/m; Power Drift = -0.12 dB

Peak SAR (extrapolated) = 2.03 W/kg

**SAR(1 g) = 0.816 W/kg; SAR(10 g) = 0.474 W/kg**

[Info: Interpolated medium parameters used for SAR evaluation.](#)

Maximum value of SAR (measured) = 1.45 W/kg



0 dB = 1.45 W/kg = 1.61 dBW/kg

## n12 ANT 2

Frequency: 707.5 MHz; Duty Cycle: 1:1; Room Ambient Temperature: 24.0°C; Liquid Temperature: 23.0°C  
 Medium parameters used (interpolated):  $f = 707.5$  MHz;  $\sigma = 0.859$  S/m;  $\epsilon_r = 45.723$ ;  $\rho = 1000$  kg/m<sup>3</sup>

Dasy Configuration:

- Area Scan Setting: Find Secondary Maximum within 2.0 dB and with a peak SAR value greater than 0.0012 W/kg
- Electronics: DAE4 Sn1547; Calibrated: 4/21/2022
- Probe: EX3DV4 - SN3989; ConvF(10.59, 10.59, 10.59) @ 707.5 MHz; Calibrated: 1/19/2022
- Sensor-Surface: 1.4mm (Mechanical Surface Detection)
- Phantom: SAM with CRP v5.0; Type: QD000P40CD; Serial: TP:xxxx

**Rear/pi/2 BPSK RB 1,39 Ch 141500/Area Scan (9x13x1):** Measurement grid: dx=15mm, dy=15mm

[Info: Interpolated medium parameters used for SAR evaluation.](#)

Maximum value of SAR (measured) = 0.950 W/kg

**Rear/pi/2 BPSK RB 1,39 Ch 141500/Zoom Scan (5x5x7)/Cube 0:** Measurement grid: dx=8mm, dy=8mm, dz=5mm

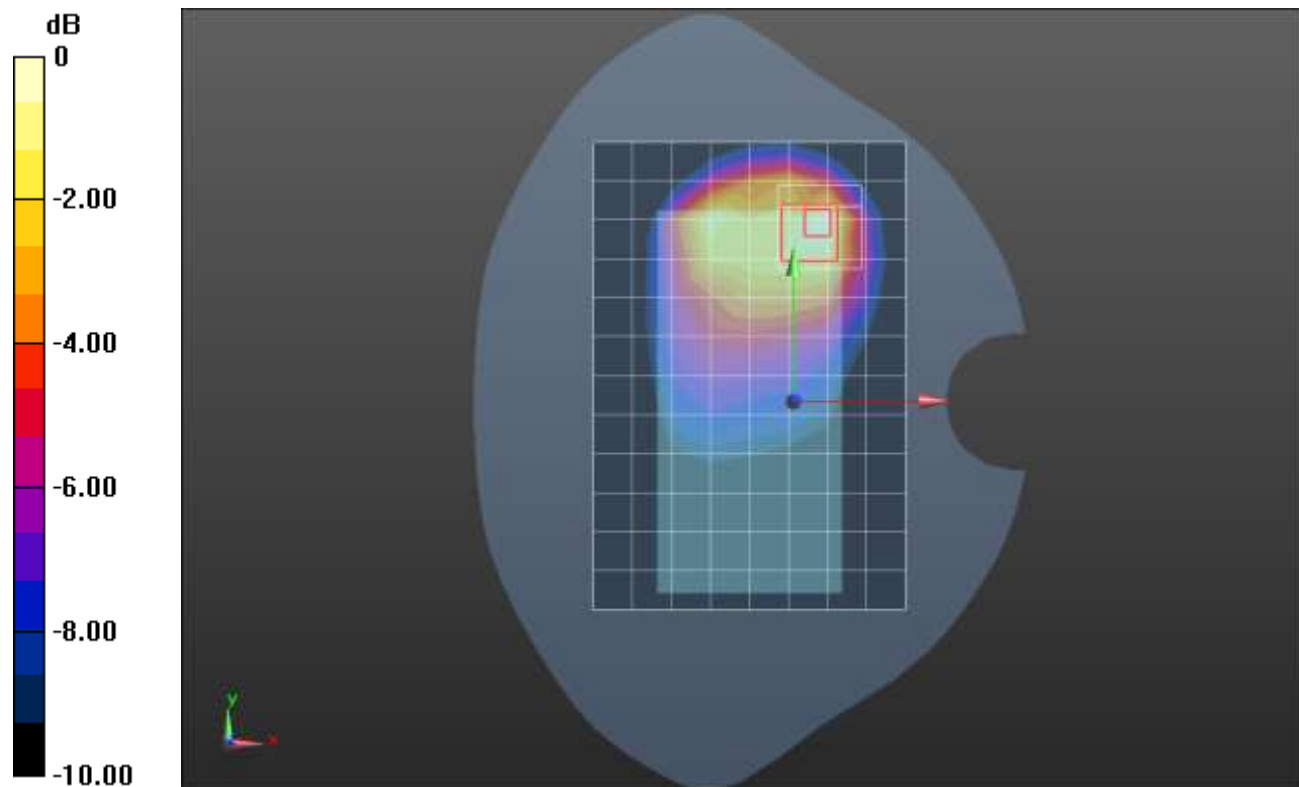
Reference Value = 34.15 V/m; Power Drift = -0.01 dB

Peak SAR (extrapolated) = 1.30 W/kg

**SAR(1 g) = 0.581 W/kg; SAR(10 g) = 0.338 W/kg**

[Info: Interpolated medium parameters used for SAR evaluation.](#)

Maximum value of SAR (measured) = 0.919 W/kg



0 dB = 0.919 W/kg = -0.37 dBW/kg

### n14 ANT 1

Frequency: 793 MHz; Duty Cycle: 1:1; Room Ambient Temperature: 24.0°C; Liquid Temperature: 23.0°C  
 Medium parameters used (interpolated):  $f = 793 \text{ MHz}$ ;  $\sigma = 0.89 \text{ S/m}$ ;  $\epsilon_r = 40.572$ ;  $\rho = 1000 \text{ kg/m}^3$

Dasy Configuration:

- Area Scan Setting: Find Secondary Maximum within 2.0 dB and with a peak SAR value greater than 0.0012 W/kg
- Electronics: DAE4 Sn1547; Calibrated: 4/21/2022
- Probe: EX3DV4 - SN3989; ConvF(10.59, 10.59, 10.59) @ 793 MHz; Calibrated: 1/19/2022
- Sensor-Surface: 1.4mm (Mechanical Surface Detection)
- Phantom: SAM with CRP v5.0; Type: QD000P40CD; Serial: TP:xxxx

**RHS/Touch\_pi/2 BPSK RB 25,12 Ch 158600/Area Scan (9x13x1):** Measurement grid: dx=15mm, dy=15mm

[Info: Interpolated medium parameters used for SAR evaluation.](#)

Maximum value of SAR (measured) = 0.301 W/kg

**RHS/Touch\_pi/2 BPSK RB 25,12 Ch 158600/Zoom Scan (5x5x7)/Cube 0:** Measurement grid: dx=8mm, dy=8mm, dz=5mm

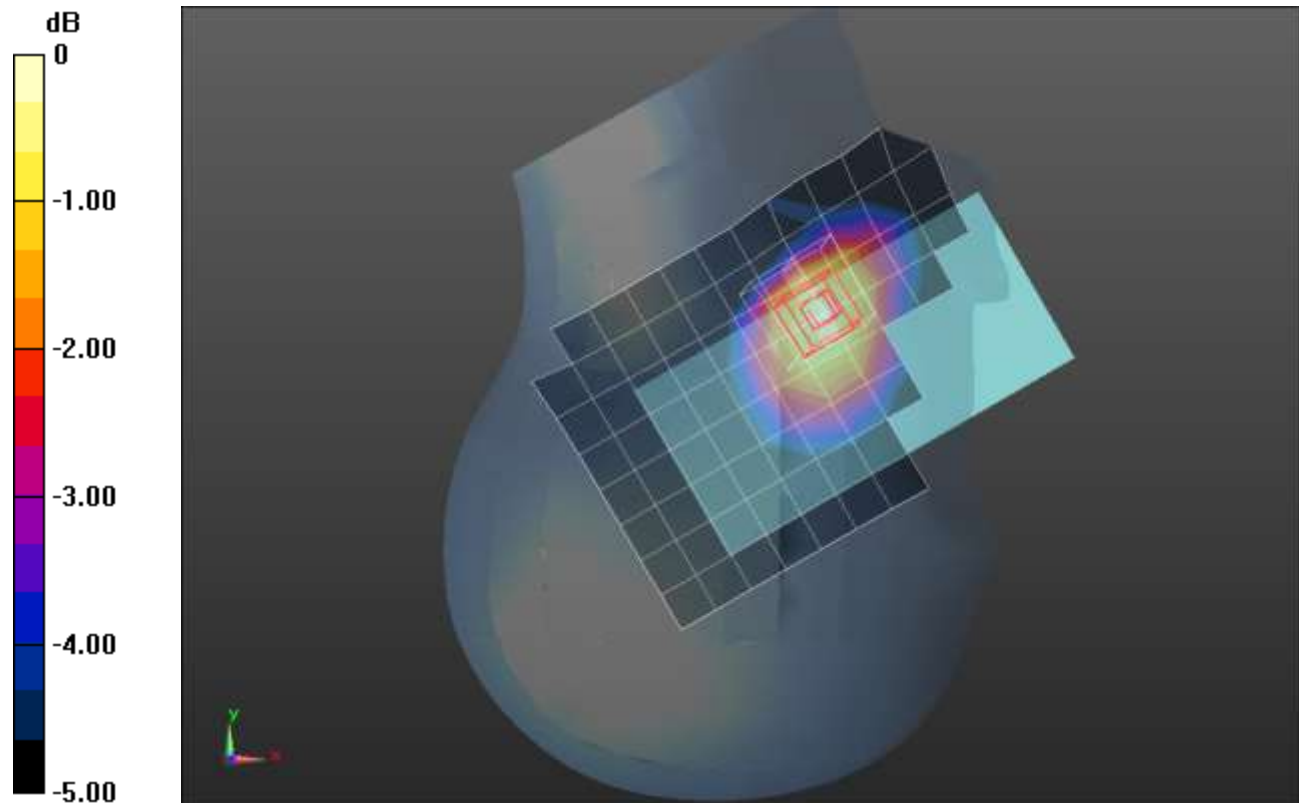
Reference Value = 19.08 V/m; Power Drift = -0.07 dB

Peak SAR (extrapolated) = 0.347 W/kg

**SAR(1 g) = 0.251 W/kg; SAR(10 g) = 0.191 W/kg**

[Info: Interpolated medium parameters used for SAR evaluation.](#)

Maximum value of SAR (measured) = 0.311 W/kg



0 dB = 0.311 W/kg = -5.07 dBW/kg

### n14 ANT 1

Frequency: 793 MHz; Duty Cycle: 1:1; Room Ambient Temperature: 24.0°C; Liquid Temperature: 23.0°C  
 Medium parameters used (interpolated):  $f = 793$  MHz;  $\sigma = 0.89$  S/m;  $\epsilon_r = 40.572$ ;  $\rho = 1000$  kg/m<sup>3</sup>

Dasy Configuration:

- Area Scan Setting: Find Secondary Maximum within 2.0 dB and with a peak SAR value greater than 0.0012 W/kg
- Electronics: DAE4 Sn1547; Calibrated: 4/21/2022
- Probe: EX3DV4 - SN3989; ConvF(10.59, 10.59, 10.59) @ 793 MHz; Calibrated: 1/19/2022
- Sensor-Surface: 1.4mm (Mechanical Surface Detection)
- Phantom: SAM with CRP v5.0; Type: QD000P40CD; Serial: TP:xxxx

**Rear/pi/2 BPSK RB 1,25 Ch 158600/Area Scan (9x13x1):** Measurement grid: dx=15mm, dy=15mm

[Info: Interpolated medium parameters used for SAR evaluation.](#)

Maximum value of SAR (measured) = 1.28 W/kg

**Rear/pi/2 BPSK RB 1,25 Ch 158600/Zoom Scan (5x5x7)/Cube 0:** Measurement grid: dx=8mm, dy=8mm, dz=5mm

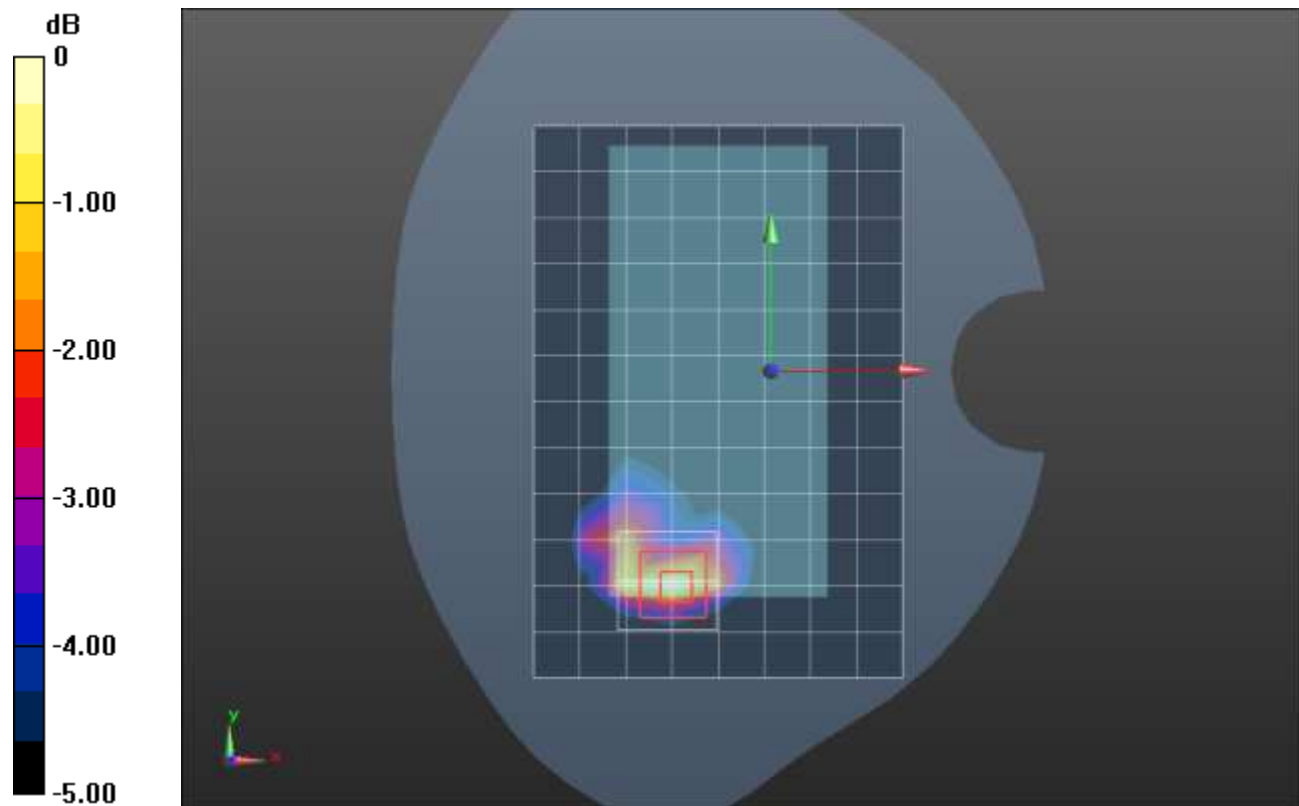
Reference Value = 39.45 V/m; Power Drift = -0.05 dB

Peak SAR (extrapolated) = 1.72 W/kg

**SAR(1 g) = 0.692 W/kg; SAR(10 g) = 0.352 W/kg**

[Info: Interpolated medium parameters used for SAR evaluation.](#)

Maximum value of SAR (measured) = 1.26 W/kg



0 dB = 1.26 W/kg = 1.00 dBW/kg

### n14 ANT 1

Frequency: 793 MHz; Duty Cycle: 1:1; Room Ambient Temperature: 24.0°C; Liquid Temperature: 23.0°C  
 Medium parameters used (interpolated):  $f = 793$  MHz;  $\sigma = 0.891$  S/m;  $\epsilon_r = 45.355$ ;  $\rho = 1000$  kg/m<sup>3</sup>

Dasy Configuration:

- Area Scan Setting: Find Secondary Maximum within 2.0 dB and with a peak SAR value greater than 0.0012 W/kg
- Electronics: DAE4 Sn1547; Calibrated: 4/21/2022
- Probe: EX3DV4 - SN3989; ConvF(10.59, 10.59, 10.59) @ 793 MHz; Calibrated: 1/19/2022
- Sensor-Surface: 1.4mm (Mechanical Surface Detection)
- Phantom: SAM with CRP v5.0; Type: QD000P40CD; Serial: TP:xxxx

**Edge 2/pi/2 BPSK RB 1,25 Ch 158600/Area Scan (6x14x1):** Measurement grid: dx=15mm, dy=15mm

[Info: Interpolated medium parameters used for SAR evaluation.](#)

Maximum value of SAR (measured) = 0.969 W/kg

**Edge 2/pi/2 BPSK RB 1,25 Ch 158600/Zoom Scan (5x5x7)/Cube 0:** Measurement grid: dx=8mm, dy=8mm, dz=5mm

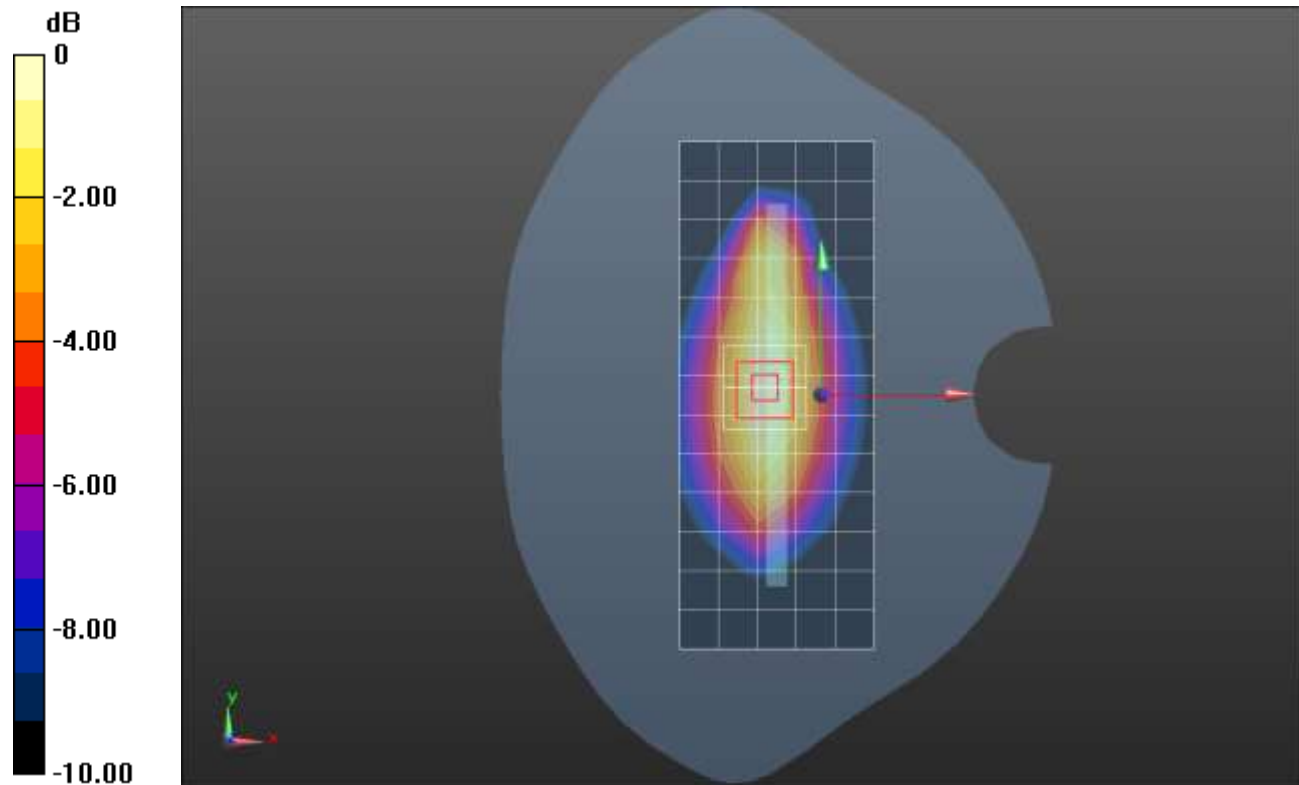
Reference Value = 34.45 V/m; Power Drift = -0.14 dB

Peak SAR (extrapolated) = 1.24 W/kg

**SAR(1 g) = 0.719 W/kg; SAR(10 g) = 0.471 W/kg**

[Info: Interpolated medium parameters used for SAR evaluation.](#)

Maximum value of SAR (measured) = 1.03 W/kg



0 dB = 1.03 W/kg = 0.13 dBW/kg



## n14 ANT 2

Frequency: 793 MHz; Duty Cycle: 1:1; Room Ambient Temperature: 24.0°C; Liquid Temperature: 23.0°C  
 Medium parameters used (interpolated):  $f = 793$  MHz;  $\sigma = 0.886$  S/m;  $\epsilon_r = 39.644$ ;  $\rho = 1000$  kg/m<sup>3</sup>

Dasy Configuration:

- Area Scan Setting: Find Secondary Maximum within 2.0 dB and with a peak SAR value greater than 0.0012 W/kg
- Electronics: DAE4 Sn1380; Calibrated: 8/11/2021
- Probe: EX3DV4 - SN3686; ConvF(9.75, 9.75, 9.75) @ 793 MHz; Calibrated: 1/18/2022
- Sensor-Surface: 1.4mm (Mechanical Surface Detection)
- Phantom: Twin-SAM V5.0 (30deg probe tilt); Type: QD 000 P40 CD; Serial: xxxx

**RHS/Touch\_pi/2 BPSK RB 25,12 Ch 158600/Area Scan (9x14x1):** Measurement grid: dx=15mm, dy=15mm

[Info: Interpolated medium parameters used for SAR evaluation.](#)

Maximum value of SAR (measured) = 0.911 W/kg

**RHS/Touch\_pi/2 BPSK RB 25,12 Ch 158600/Zoom Scan (5x5x7)/Cube 0:** Measurement grid: dx=8mm, dy=8mm, dz=5mm

Reference Value = 34.03 V/m; Power Drift = 0.00 dB

Peak SAR (extrapolated) = 1.85 W/kg

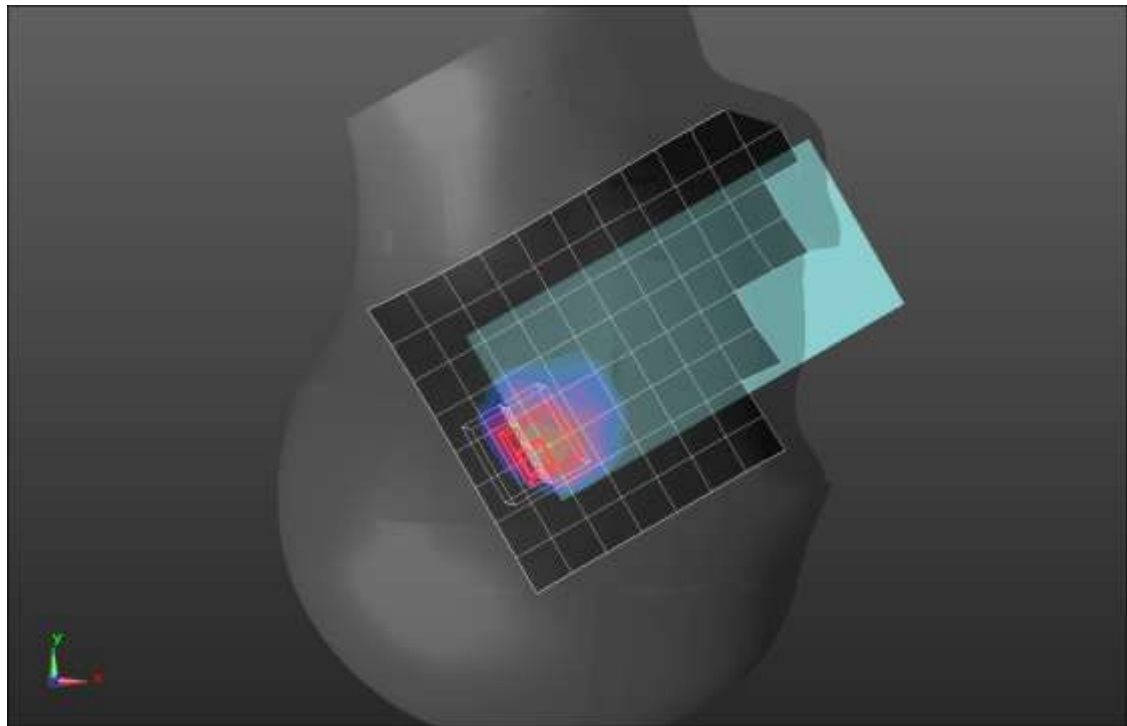
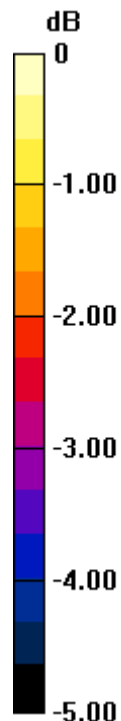
**SAR(1 g) = 0.771 W/kg; SAR(10 g) = 0.457 W/kg**

Smallest distance from peaks to all points 3 dB below = 8 mm

Ratio of SAR at M2 to SAR at M1 = 38.7%

[Info: Interpolated medium parameters used for SAR evaluation.](#)

Maximum value of SAR (measured) = 1.40 W/kg



0 dB = 1.40 W/kg = 1.46 dBW/kg

## n14 ANT 2

Frequency: 793 MHz; Duty Cycle: 1:1; Room Ambient Temperature: 24.0°C; Liquid Temperature: 23.0°C  
 Medium parameters used (interpolated):  $f = 793$  MHz;  $\sigma = 0.886$  S/m;  $\epsilon_r = 39.644$ ;  $\rho = 1000$  kg/m<sup>3</sup>

Dasy Configuration:

- Area Scan Setting: Find Secondary Maximum within 2.0 dB and with a peak SAR value greater than 0.0012 W/kg
- Electronics: DAE4 Sn1380; Calibrated: 8/11/2021
- Probe: EX3DV4 - SN3686; ConvF(9.75, 9.75, 9.75) @ 793 MHz; Calibrated: 1/18/2022
- Sensor-Surface: 1.4mm (Mechanical Surface Detection)
- Phantom: Twin-SAM V5.0 (30deg probe tilt); Type: QD 000 P40 CD; Serial: xxxx

**Rear/pi/2 BPSK RB 25,12 Ch 158600/Area Scan (9x14x1):** Measurement grid: dx=15mm, dy=15mm

[Info: Interpolated medium parameters used for SAR evaluation.](#)

Maximum value of SAR (measured) = 0.953 W/kg

**Rear/pi/2 BPSK RB 25,12 Ch 158600/Zoom Scan (5x5x7)/Cube 0:** Measurement grid: dx=8mm, dy=8mm, dz=5mm

Reference Value = 33.66 V/m; Power Drift = 0.02 dB

Peak SAR (extrapolated) = 1.23 W/kg

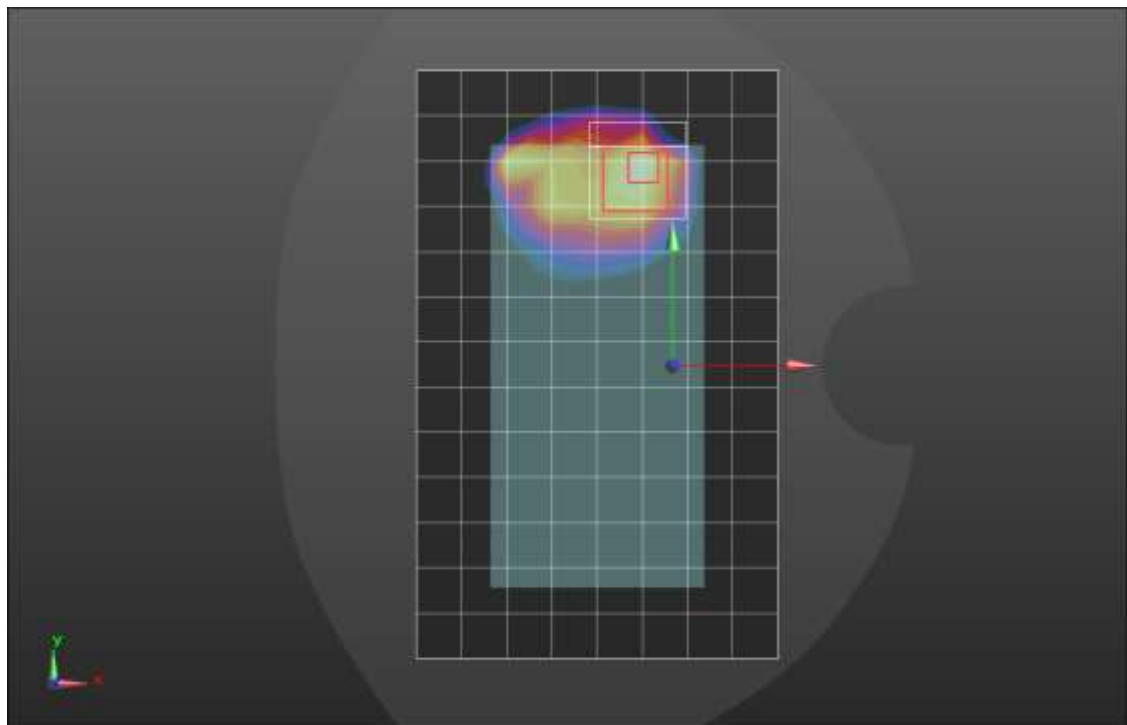
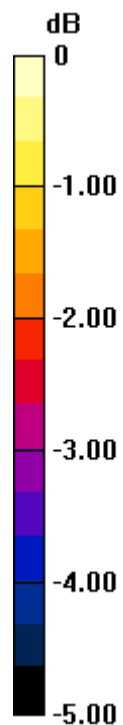
**SAR(1 g) = 0.627 W/kg; SAR(10 g) = 0.367 W/kg**

Smallest distance from peaks to all points 3 dB below = 10.7 mm

Ratio of SAR at M2 to SAR at M1 = 49.3%

[Info: Interpolated medium parameters used for SAR evaluation.](#)

Maximum value of SAR (measured) = 0.918 W/kg



0 dB = 0.918 W/kg = -0.37 dBW/kg

### n25 ANT 1

Frequency: 1882.5 MHz; Duty Cycle: 1:1; Room Ambient Temperature: 24.0°C; Liquid Temperature: 23.0°C  
 Medium parameters used (interpolated):  $f = 1882.5$  MHz;  $\sigma = 1.435$  S/m;  $\epsilon_r = 39.35$ ;  $\rho = 1000$  kg/m<sup>3</sup>

DASY5 Configuration:

- Area Scan Setting: Find Secondary Maximum Within: 2.0 dB and with a peak SAR value greater than 0.0012W/kg
- Electronics: DAE4 Sn1546; Calibrated: 3/22/2022
- Probe: EX3DV4 - SN7501; ConvF(8.31, 8.31, 8.31) @ 1882.5 MHz; Calibrated: 3/25/2022
- Sensor-Surface: 1.4mm (Mechanical Surface Detection)
- Phantom: Twin-SAM V8.0 (20deg probe tilt); Type: QD 000 P41 AA; Serial: 1948

**RHS/Touch\_Pi/2 BPSK RB 1,107 Ch 376500/Area Scan (9x14x1):** Measurement grid: dx=15mm, dy=15mm

[Info: Interpolated medium parameters used for SAR evaluation.](#)

Maximum value of SAR (measured) = 0.284 W/kg

**RHS/Touch\_Pi/2 BPSK RB 1,107 Ch 376500/Zoom Scan (5x5x7)/Cube 0:** Measurement grid:

dx=8mm, dy=8mm, dz=5mm

Reference Value = 13.42 V/m; Power Drift = -0.05 dB

Peak SAR (extrapolated) = 0.351 W/kg

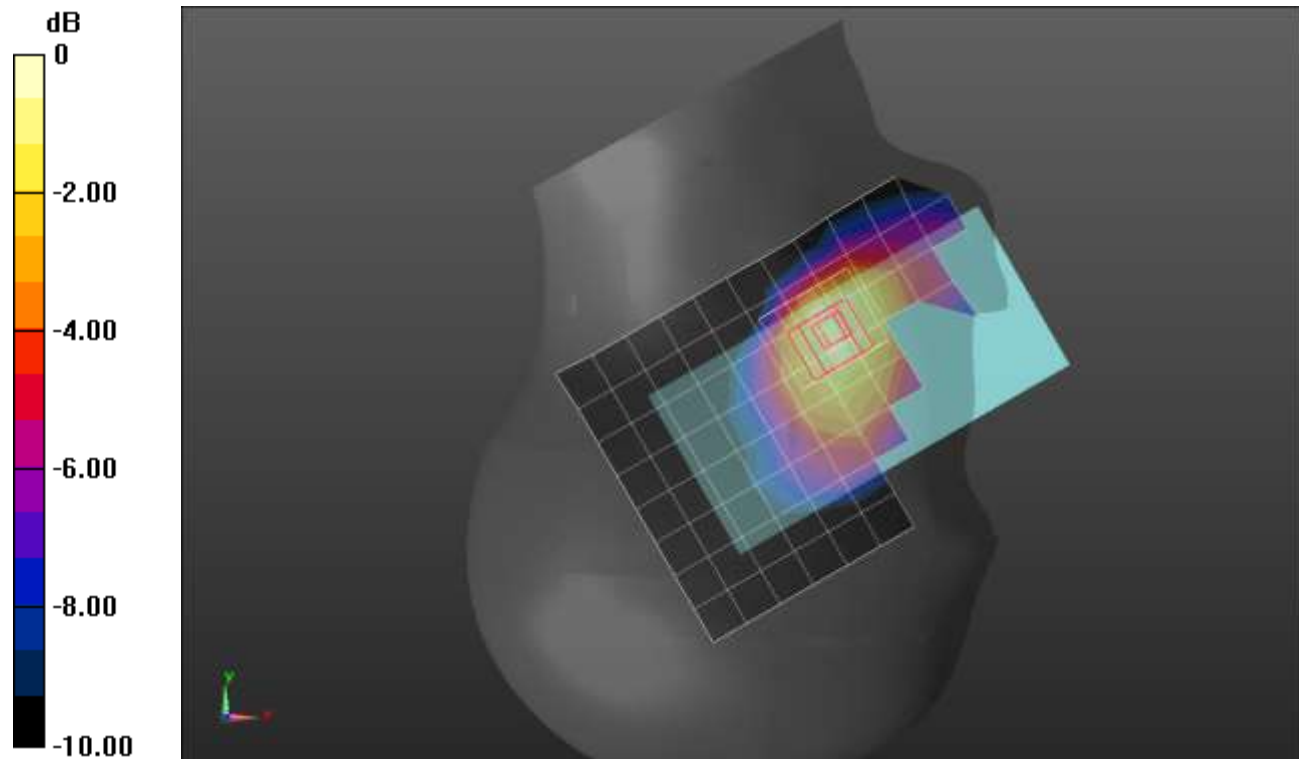
**SAR(1 g) = 0.231 W/kg; SAR(10 g) = 0.147 W/kg**

Smallest distance from peaks to all points 3 dB below = 16.3 mm

Ratio of SAR at M2 to SAR at M1 = 66.3%

[Info: Interpolated medium parameters used for SAR evaluation.](#)

Maximum value of SAR (measured) = 0.310 W/kg



0 dB = 0.310 W/kg = -5.09 dBW/kg

### n25 ANT 1

Frequency: 1882.5 MHz; Duty Cycle: 1:1; Room Ambient Temperature: 24.0°C; Liquid Temperature: 23.0°C  
 Medium parameters used (interpolated):  $f = 1882.5 \text{ MHz}$ ;  $\sigma = 1.435 \text{ S/m}$ ;  $\epsilon_r = 39.35$ ;  $\rho = 1000 \text{ kg/m}^3$

DASY5 Configuration:

- Area Scan Setting: Find Secondary Maximum Within: 2.0 dB and with a peak SAR value greater than 0.0012W/kg
- Electronics: DAE4 Sn1546; Calibrated: 3/22/2022
- Probe: EX3DV4 - SN7501; ConvF(8.31, 8.31, 8.31) @ 1882.5 MHz; Calibrated: 3/25/2022
- Sensor-Surface: 1.4mm (Mechanical Surface Detection)
- Phantom: Twin-SAM V8.0 (20deg probe tilt); Type: QD 000 P41 AA; Serial: 1948

#### Rear/Pi/2 BPSK RB 1,107 Ch 376500/Area Scan (9x14x1):

Measurement grid:  $dx=15\text{mm}$ ,  $dy=15\text{mm}$   
[Info: Interpolated medium parameters used for SAR evaluation.](#)

Maximum value of SAR (measured) = 0.483 W/kg

#### Rear/Pi/2 BPSK RB 1,107 Ch 376500/Zoom Scan (5x5x7)/Cube 0:

Measurement grid:  $dx=8\text{mm}$ ,  $dy=8\text{mm}$ ,  $dz=5\text{mm}$

Reference Value = 17.02 V/m; Power Drift = 0.01 dB

Peak SAR (extrapolated) = 0.837 W/kg

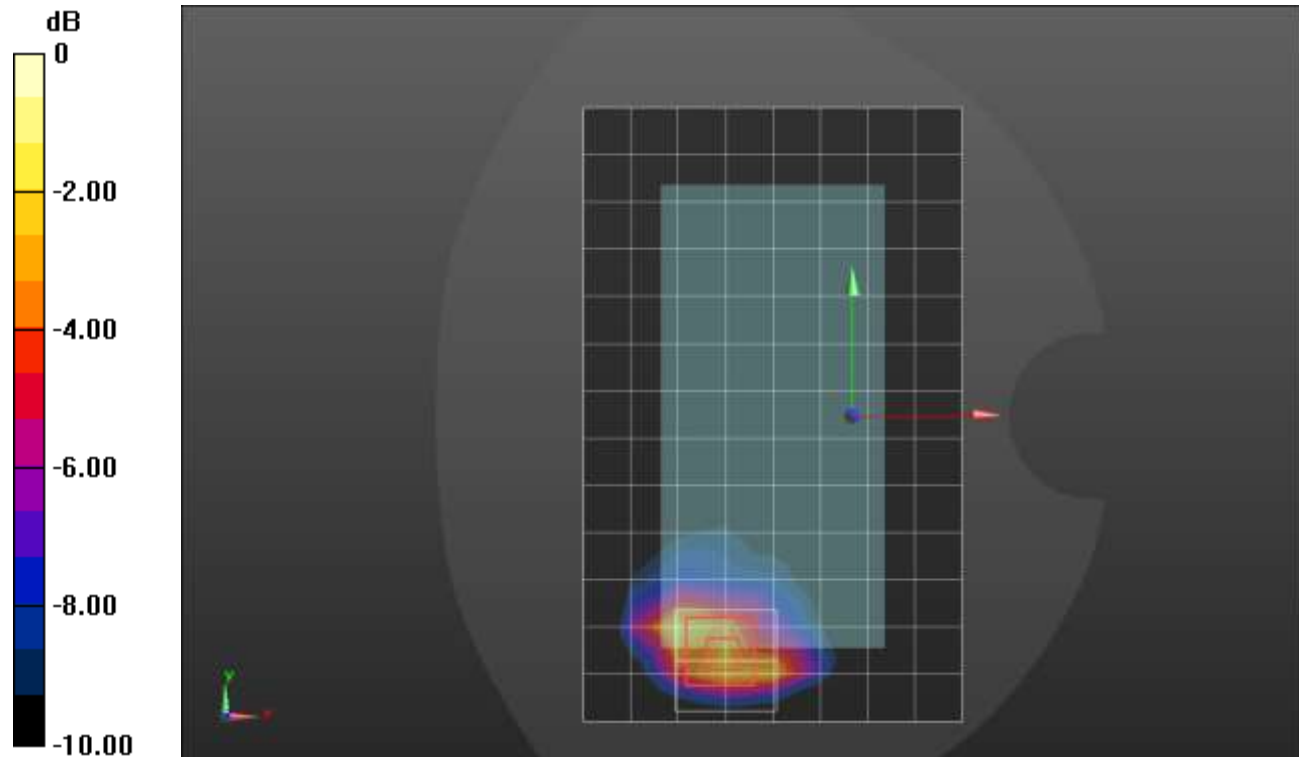
**SAR(1 g) = 0.422 W/kg; SAR(10 g) = 0.216 W/kg**

Smallest distance from peaks to all points 3 dB below = 8.6 mm

Ratio of SAR at M2 to SAR at M1 = 51.8%

[Info: Interpolated medium parameters used for SAR evaluation.](#)

Maximum value of SAR (measured) = 0.667 W/kg



0 dB = 0.667 W/kg = -1.76 dBW/kg

### n25 ANT 1

Frequency: 1882.5 MHz; Duty Cycle: 1:1; Room Ambient Temperature: 24.0°C; Liquid Temperature: 23.0°C  
 Medium parameters used (interpolated):  $f = 1882.5$  MHz;  $\sigma = 1.435$  S/m;  $\epsilon_r = 39.35$ ;  $\rho = 1000$  kg/m<sup>3</sup>

DASY5 Configuration:

- Area Scan Setting: Find Secondary Maximum Within: 2.0 dB and with a peak SAR value greater than 0.0012W/kg
- Electronics: DAE4 Sn1546; Calibrated: 3/22/2022
- Probe: EX3DV4 - SN7501; ConvF(8.31, 8.31, 8.31) @ 1882.5 MHz; Calibrated: 3/25/2022
- Sensor-Surface: 1.4mm (Mechanical Surface Detection)
- Phantom: Twin-SAM V8.0 (20deg probe tilt); Type: QD 000 P41 AA; Serial: 1948

#### Edge 3/Pi/2 BPSK RB 1,107 Ch 376500/Area Scan (5x9x1):

Measurement grid: dx=15mm, dy=15mm  
[Info: Interpolated medium parameters used for SAR evaluation.](#)

Maximum value of SAR (measured) = 0.825 W/kg

#### Edge 3/Pi/2 BPSK RB 1,107 Ch 376500/Zoom Scan (5x5x7)/Cube 0:

Measurement grid: dx=8mm, dy=8mm, dz=5mm  
 Reference Value = 22.29 V/m; Power Drift = 0.04 dB

Peak SAR (extrapolated) = 1.74 W/kg

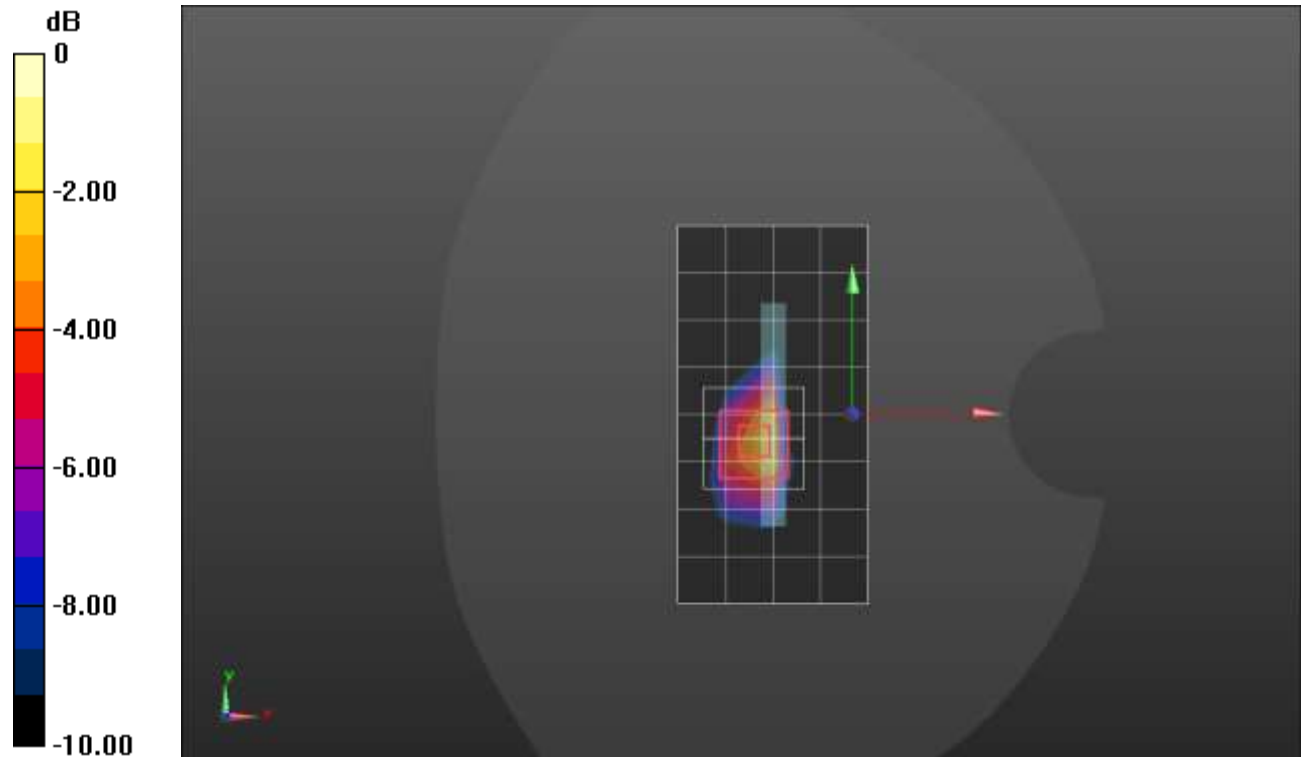
**SAR(1 g) = 0.826 W/kg; SAR(10 g) = 0.379 W/kg**

Smallest distance from peaks to all points 3 dB below = 8 mm

Ratio of SAR at M2 to SAR at M1 = 49%

[Info: Interpolated medium parameters used for SAR evaluation.](#)

Maximum value of SAR (measured) = 1.41 W/kg



0 dB = 1.41 W/kg = 1.49 dBW/kg

## n25 ANT 2

Frequency: 1882.5 MHz; Duty Cycle: 1:1; Room Ambient Temperature: 24.0°C; Liquid Temperature: 23.0°C  
 Medium parameters used (interpolated):  $f = 1882.5$  MHz;  $\sigma = 1.448$  S/m;  $\epsilon_r = 39.784$ ;  $\rho = 1000$  kg/m<sup>3</sup>

DASY5 Configuration:

- Area Scan Setting: Find Secondary Maximum Within: 2.0 dB and with a peak SAR value greater than 0.0012W/kg
- Electronics: DAE4 Sn1546; Calibrated: 3/22/2022
- Probe: EX3DV4 - SN7501; ConvF(8.31, 8.31, 8.31) @ 1882.5 MHz; Calibrated: 3/25/2022
- Sensor-Surface: 1.4mm (Mechanical Surface Detection)
- Phantom: Twin-SAM V8.0 (20deg probe tilt); Type: QD 000 P41 AA; Serial: 1948

**RHS/Touch\_Pi/2 BPSK RB 1,107 Ch 376500/Area Scan (9x14x1):** Measurement grid: dx=15mm, dy=15mm

[Info: Interpolated medium parameters used for SAR evaluation.](#)

Maximum value of SAR (measured) = 0.929 W/kg

**RHS/Touch\_Pi/2 BPSK RB 1,107 Ch 376500/Zoom Scan (5x5x7)/Cube 0:** Measurement grid: dx=8mm, dy=8mm, dz=5mm

Reference Value = 23.71 V/m; Power Drift = -0.09 dB

Peak SAR (extrapolated) = 1.64 W/kg

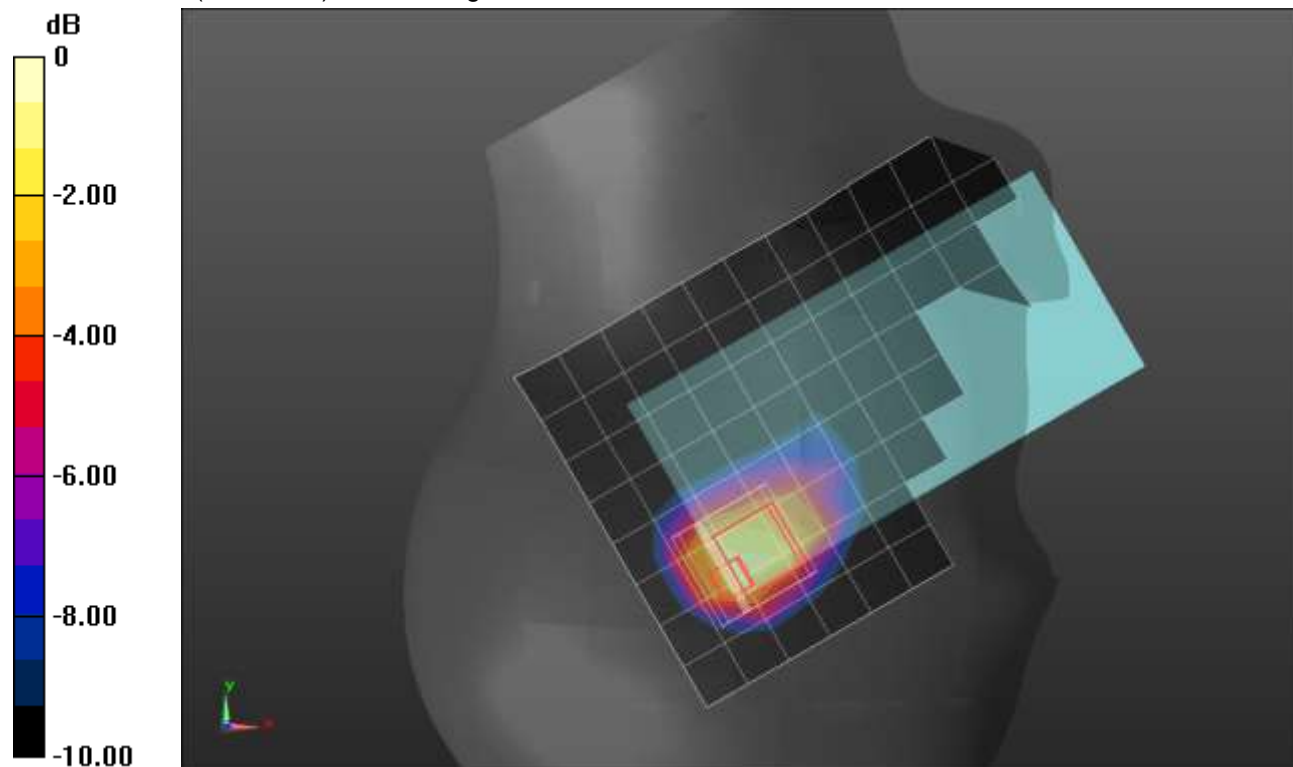
**SAR(1 g) = 0.657 W/kg; SAR(10 g) = 0.380 W/kg**

Smallest distance from peaks to all points 3 dB below = 8 mm

Ratio of SAR at M2 to SAR at M1 = 39.3%

[Info: Interpolated medium parameters used for SAR evaluation.](#)

Maximum value of SAR (measured) = 1.18 W/kg



0 dB = 1.18 W/kg = 0.72 dBW/kg

## n25 ANT 2

Frequency: 1882.5 MHz; Duty Cycle: 1:1; Room Ambient Temperature: 24.0°C; Liquid Temperature: 23.0°C  
 Medium parameters used (interpolated):  $f = 1882.5 \text{ MHz}$ ;  $\sigma = 1.435 \text{ S/m}$ ;  $\epsilon_r = 39.35$ ;  $\rho = 1000 \text{ kg/m}^3$

DASY5 Configuration:

- Area Scan Setting: Find Secondary Maximum Within: 2.0 dB and with a peak SAR value greater than 0.0012W/kg
- Electronics: DAE4 Sn1546; Calibrated: 3/22/2022
- Probe: EX3DV4 - SN7501; ConvF(8.31, 8.31, 8.31) @ 1882.5 MHz; Calibrated: 3/25/2022
- Sensor-Surface: 1.4mm (Mechanical Surface Detection)
- Phantom: Twin-SAM V8.0 (20deg probe tilt); Type: QD 000 P41 AA; Serial: 1948

### Rear/Pi/2 BPSK RB 1,107 Ch 376500/Area Scan (9x14x1):

Measurement grid:  $dx=15\text{mm}$ ,  $dy=15\text{mm}$   
[Info: Interpolated medium parameters used for SAR evaluation.](#)

Maximum value of SAR (measured) = 1.28 W/kg

### Rear/Pi/2 BPSK RB 1,107 Ch 376500/Zoom Scan (5x5x7)/Cube 0:

Measurement grid:  $dx=8\text{mm}$ ,  $dy=8\text{mm}$ ,  $dz=5\text{mm}$

Reference Value = 27.09 V/m; Power Drift = -0.02 dB

Peak SAR (extrapolated) = 1.83 W/kg

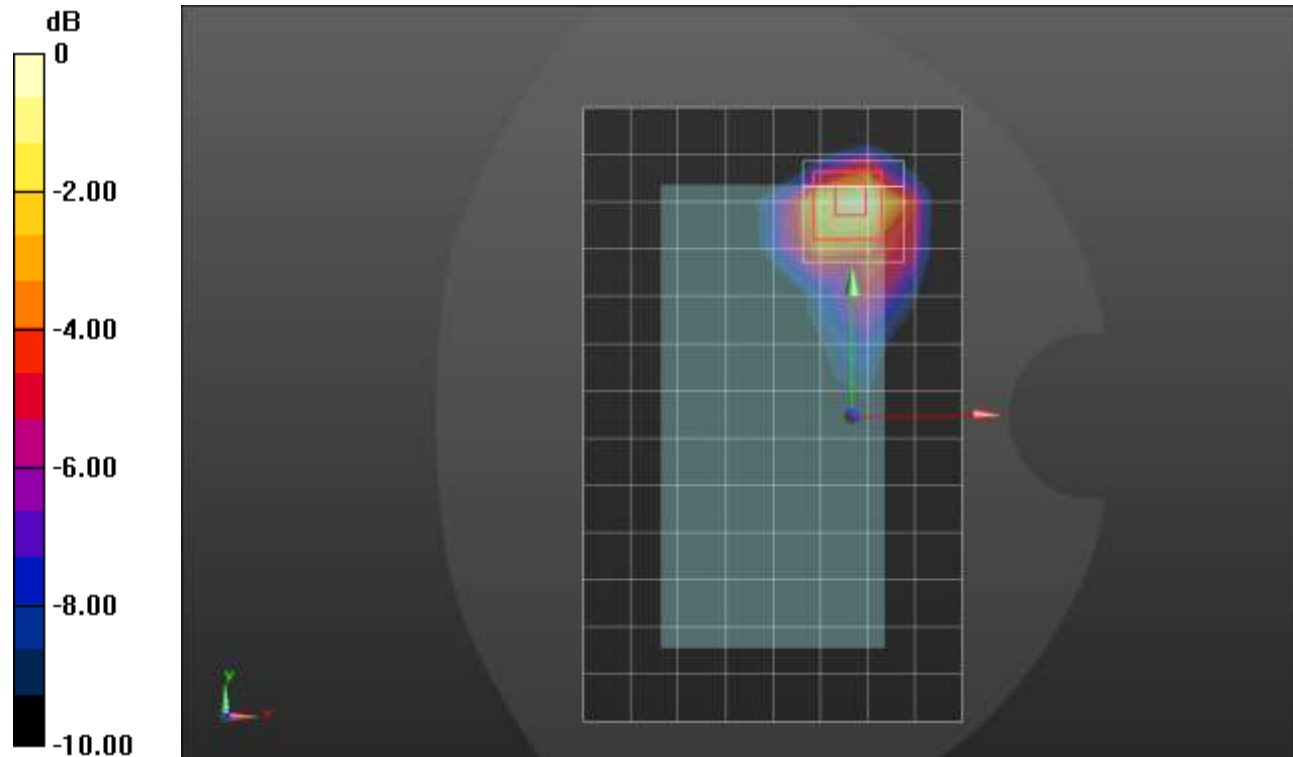
**SAR(1 g) = 0.801 W/kg; SAR(10 g) = 0.385 W/kg**

Smallest distance from peaks to all points 3 dB below = 8 mm

Ratio of SAR at M2 to SAR at M1 = 47.5%

[Info: Interpolated medium parameters used for SAR evaluation.](#)

Maximum value of SAR (measured) = 1.26 W/kg



0 dB = 1.26 W/kg = 1.00 dBW/kg

### n25 ANT 3

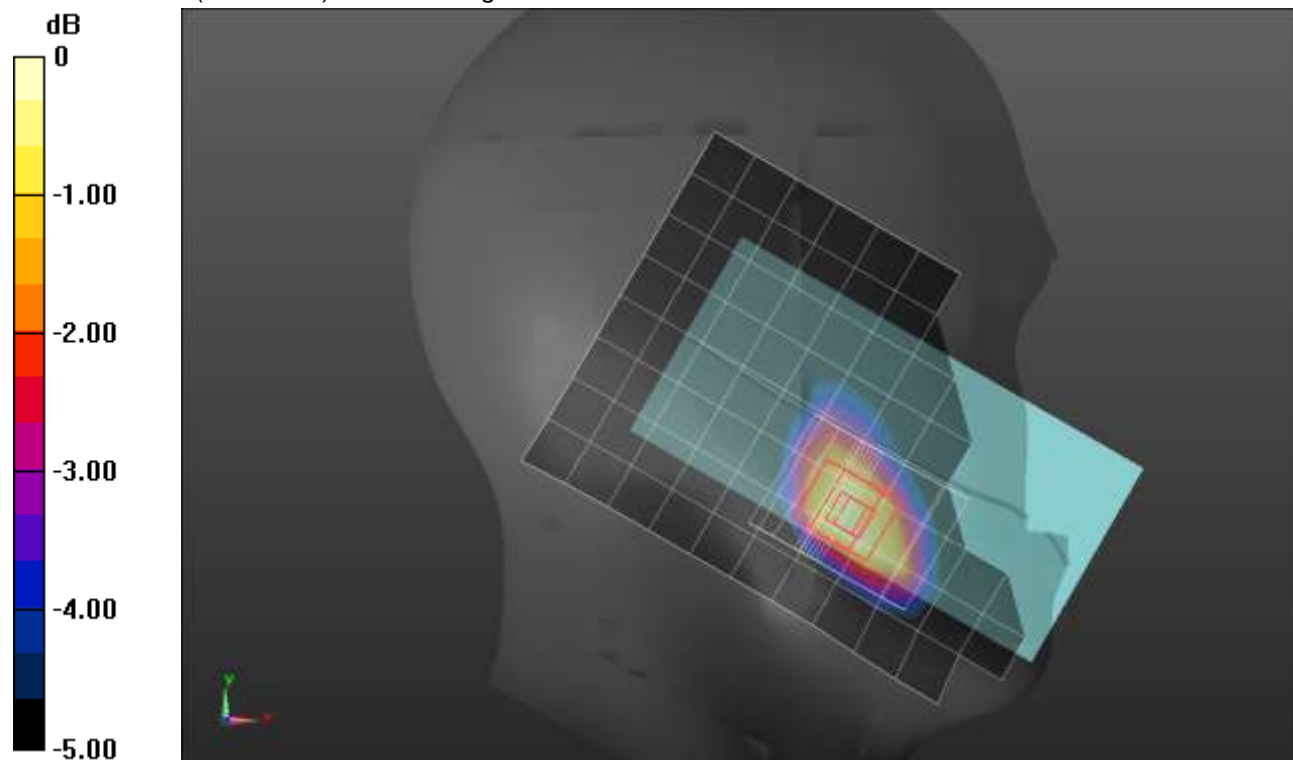
Frequency: 1882.5 MHz; Duty Cycle: 1:1; Room Ambient Temperature: 24.0°C; Liquid Temperature: 23.0°C  
 Medium parameters used (interpolated):  $f = 1882.5$  MHz;  $\sigma = 1.435$  S/m;  $\epsilon_r = 39.35$ ;  $\rho = 1000$  kg/m<sup>3</sup>

DASY5 Configuration:

- Area Scan Setting: Find Secondary Maximum Within: 2.0 dB and with a peak SAR value greater than 0.0012W/kg
- Electronics: DAE4 Sn1546; Calibrated: 3/22/2022
- Probe: EX3DV4 - SN7501; ConvF(8.31, 8.31, 8.31) @ 1882.5 MHz; Calibrated: 3/25/2022
- Sensor-Surface: 1.4mm (Mechanical Surface Detection)
- Phantom: Twin-SAM V8.0 (20deg probe tilt); Type: QD 000 P41 AA; Serial: 1948

**LHS/Touch\_Pi/2 BPSK RB 108, 54 Ch 376500/Area Scan (9x14x1):** Measurement grid: dx=15mm, dy=15mm  
 Maximum value of SAR (measured) = 0.813 W/kg

**LHS/Touch\_Pi/2 BPSK RB 108, 54 Ch 376500/Zoom Scan (6x7x7)/Cube 0:** Measurement grid: dx=8mm, dy=8mm, dz=5mm  
 Reference Value = 24.51 V/m; Power Drift = -0.06 dB  
 Peak SAR (extrapolated) = 0.997 W/kg  
**SAR(1 g) = 0.626 W/kg; SAR(10 g) = 0.387 W/kg**  
 Smallest distance from peaks to all points 3 dB below = 15.2 mm  
 Ratio of SAR at M2 to SAR at M1 = 63%  
 Maximum value of SAR (measured) = 0.859 W/kg



0 dB = 0.859 W/kg = -0.66 dBW/kg



### n25 ANT 3

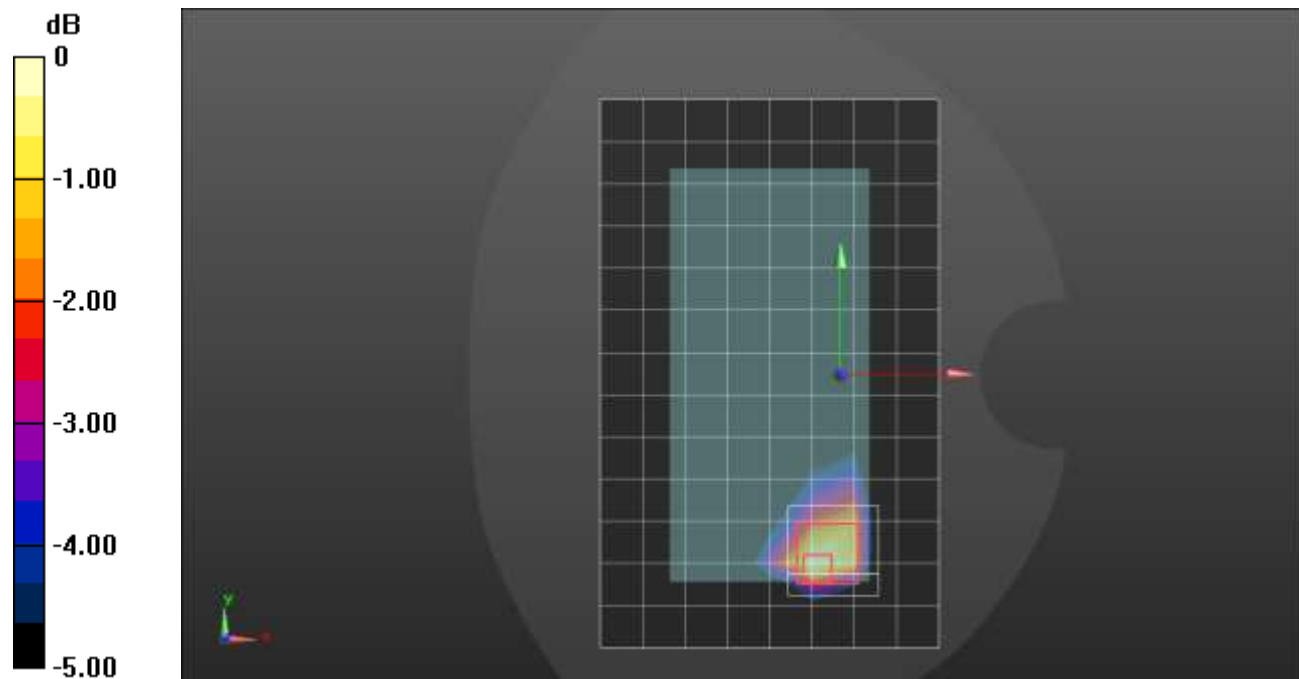
Frequency: 1882.5 MHz; Duty Cycle: 1:1; Room Ambient Temperature: 24.0°C; Liquid Temperature: 23.0°C  
 Medium parameters used (interpolated):  $f = 1882.5$  MHz;  $\sigma = 1.435$  S/m;  $\epsilon_r = 39.35$ ;  $\rho = 1000$  kg/m<sup>3</sup>

Dasy Configuration:

- Area Scan Setting: Find Secondary Maximum within 2.0 dB and with a peak SAR value greater than 0.0012 W/kg
- Electronics: DAE4 Sn1546; Calibrated: 3/22/2022
- Probe: EX3DV4 - SN7501; ConvF(8.31, 8.31, 8.31) @ 1882.5 MHz; Calibrated: 3/25/2022
- Sensor-Surface: 1.4mm (Mechanical Surface Detection)
- Phantom: Twin-SAM V8.0 (20deg probe tilt); Type: QD 000 P41 AA; Serial: 1948

**Rear/Pi/2 BPSK RB 1,107 Ch 376500/Area Scan (9x14x1):** Measurement grid: dx=15mm, dy=15mm  
 Maximum value of SAR (measured) = 1.29 W/kg

**Rear/Pi/2 BPSK RB 1,107 Ch 376500/Zoom Scan (5x5x7)/Cube 0:** Measurement grid: dx=8mm, dy=8mm, dz=5mm  
 Reference Value = 27.00 V/m; Power Drift = -0.03 dB  
 Peak SAR (extrapolated) = 1.70 W/kg  
**SAR(1 g) = 0.764 W/kg; SAR(10 g) = 0.404 W/kg**  
 Smallest distance from peaks to all points 3 dB below = 9.6 mm  
 Ratio of SAR at M2 to SAR at M1 = 45.7%  
 Maximum value of SAR (measured) = 1.26 W/kg



0 dB = 1.26 W/kg = 1.00 dBW/kg

### n25 ANT 3

Frequency: 1882.5 MHz; Duty Cycle: 1:1; Room Ambient Temperature: 24.0°C; Liquid Temperature: 23.0°C  
 Medium parameters used (interpolated):  $f = 1882.5 \text{ MHz}$ ;  $\sigma = 1.435 \text{ S/m}$ ;  $\epsilon_r = 39.35$ ;  $\rho = 1000 \text{ kg/m}^3$

DASY5 Configuration:

- Area Scan Setting: Find Secondary Maximum Within: 2.0 dB and with a peak SAR value greater than 0.0012W/kg
- Electronics: DAE4 Sn1546; Calibrated: 3/22/2022
- Probe: EX3DV4 - SN7501; ConvF(8.31, 8.31, 8.31) @ 1882.5 MHz; Calibrated: 3/25/2022
- Sensor-Surface: 1.4mm (Mechanical Surface Detection (Locations From Previous Scan Used)), Sensor-Surface: 1.4mm (Mechanical Surface Detection)
- Phantom: Twin-SAM V8.0 (20deg probe tilt); Type: QD 000 P41 AA; Serial: 1948

**Edge 4/Pi/2 BPSK RB 108,54 Ch 376500/Area Scan (5x14x1):** Measurement grid: dx=15mm, dy=15mm

Maximum value of SAR (measured) = 0.965 W/kg

**Edge 4/Pi/2 BPSK RB 108,54 Ch 376500/Zoom Scan (5x5x7)/Cube 0:** Measurement grid: dx=8mm, dy=8mm, dz=5mm

Reference Value = 24.36 V/m; Power Drift = -0.17 dB

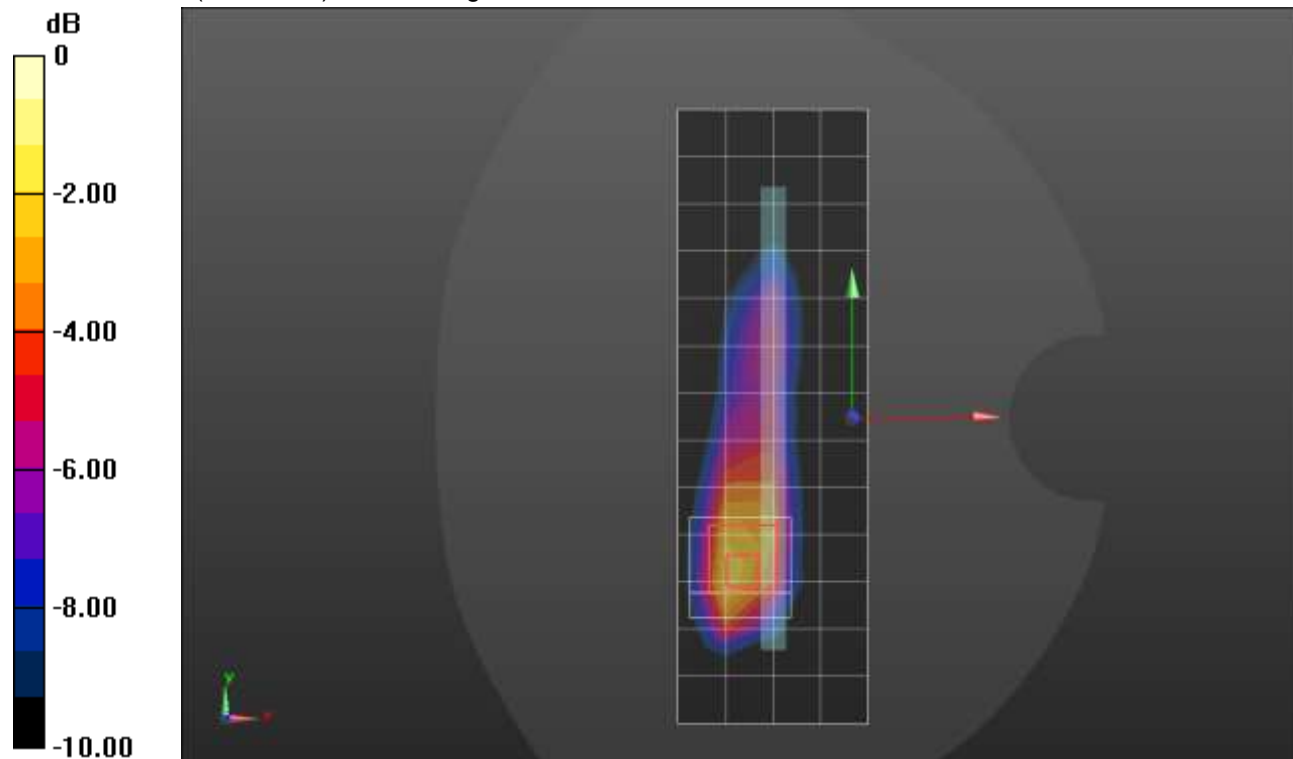
Peak SAR (extrapolated) = 1.61 W/kg

**SAR(1 g) = 0.798 W/kg; SAR(10 g) = 0.401 W/kg**

Smallest distance from peaks to all points 3 dB below = 8 mm

Ratio of SAR at M2 to SAR at M1 = 48.5%

Maximum value of SAR (measured) = 1.28 W/kg



0 dB = 1.28 W/kg = 1.07 dBW/kg

### n25 ANT 4

Frequency: 1882.5 MHz; Duty Cycle: 1:1; Room Ambient Temperature: 24.0°C; Liquid Temperature: 23.0°C  
 Medium parameters used (interpolated):  $f = 1882.5$  MHz;  $\sigma = 1.435$  S/m;  $\epsilon_r = 39.35$ ;  $\rho = 1000$  kg/m<sup>3</sup>

DASY5 Configuration:

- Area Scan Setting: Find Secondary Maximum Within: 2.0 dB and with a peak SAR value greater than 0.0012W/kg
- Electronics: DAE4 Sn1546; Calibrated: 3/22/2022
- Probe: EX3DV4 - SN7501; ConvF(8.31, 8.31, 8.31) @ 1882.5 MHz; Calibrated: 3/25/2022
- Sensor-Surface: 1.4mm (Mechanical Surface Detection)
- Phantom: Twin-SAM V8.0 (20deg probe tilt); Type: QD 000 P41 AA; Serial: 1948

**LHS/Touch\_Pi/2 BPSK RB 108,54, Ch 376500/Area Scan (9x14x1):** Measurement grid: dx=15mm, dy=15mm

Maximum value of SAR (measured) = 1.07 W/kg

**LHS/Touch\_Pi/2 BPSK RB 108,54, Ch 376500/Zoom Scan (5x5x7)/Cube 0:** Measurement grid:

dx=8mm, dy=8mm, dz=5mm

Reference Value = 25.99 V/m; Power Drift = 0.06 dB

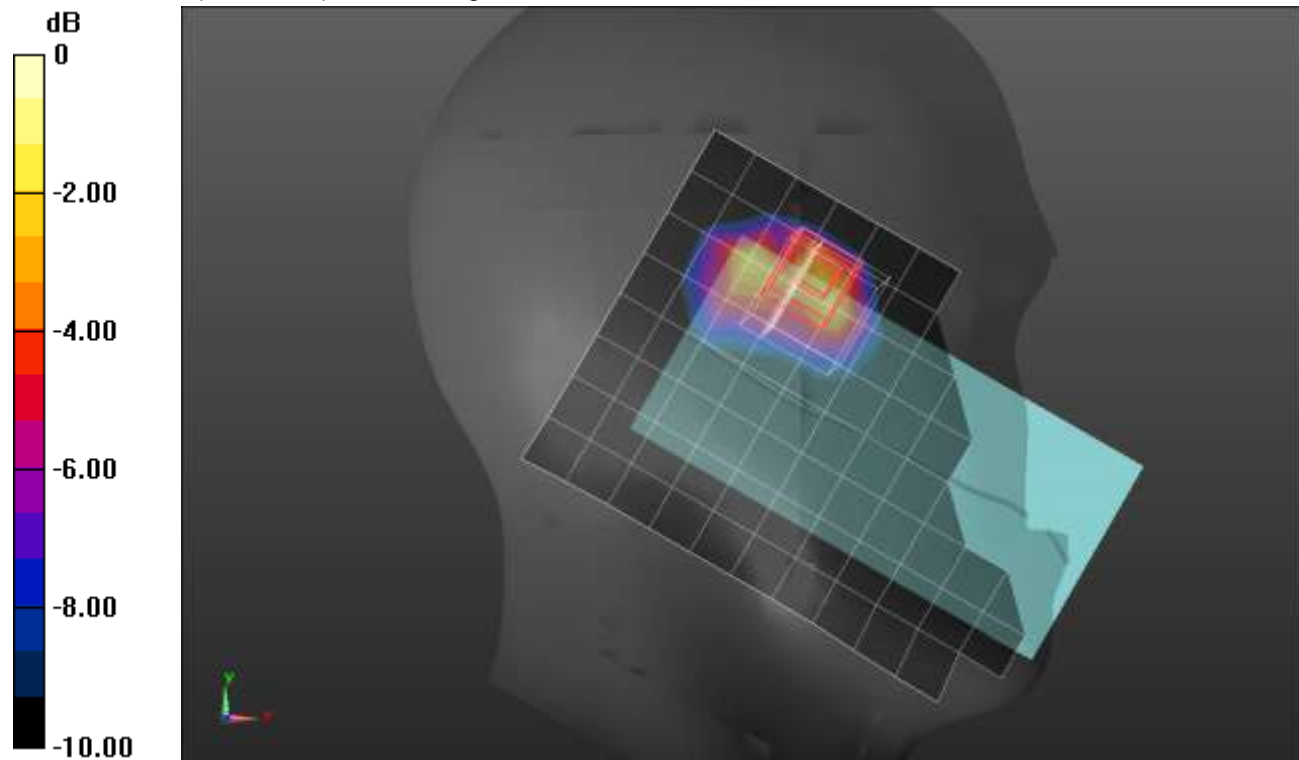
Peak SAR (extrapolated) = 1.97 W/kg

**SAR(1 g) = 0.918 W/kg; SAR(10 g) = 0.435 W/kg**

Smallest distance from peaks to all points 3 dB below = 8 mm

Ratio of SAR at M2 to SAR at M1 = 52.9%

Maximum value of SAR (measured) = 1.40 W/kg



0 dB = 1.40 W/kg = 1.46 dBW/kg

### n25 ANT 4

Frequency: 1882.5 MHz; Duty Cycle: 1:1; Room Ambient Temperature: 24.0°C; Liquid Temperature: 23.0°C  
 Medium parameters used (interpolated):  $f = 1882.5$  MHz;  $\sigma = 1.438$  S/m;  $\epsilon_r = 38.617$ ;  $\rho = 1000$  kg/m<sup>3</sup>

DASY5 Configuration:

- Area Scan Setting: Find Secondary Maximum Within: 2.0 dB and with a peak SAR value greater than 0.0012W/kg
- Electronics: DAE4 Sn1546; Calibrated: 3/22/2022
- Probe: EX3DV4 - SN7501; ConvF(8.31, 8.31, 8.31) @ 1882.5 MHz; Calibrated: 3/25/2022
- Sensor-Surface: 1.4mm (Mechanical Surface Detection)
- Phantom: Twin-SAM V8.0 (20deg probe tilt); Type: QD 000 P41 AA; Serial: 1948

#### Rear/Pi/2 BPSK RB 108,54 Ch 376500/Area Scan (9x14x1): Measurement grid: dx=15mm, dy=15mm

[Info: Interpolated medium parameters used for SAR evaluation.](#)

Maximum value of SAR (measured) = 0.705 W/kg

#### Rear/Pi/2 BPSK RB 108,54 Ch 376500/Zoom Scan (5x5x7)/Cube 0: Measurement grid: dx=8mm, dy=8mm, dz=5mm

Reference Value = 20.62 V/m; Power Drift = 0.02 dB

Peak SAR (extrapolated) = 1.17 W/kg

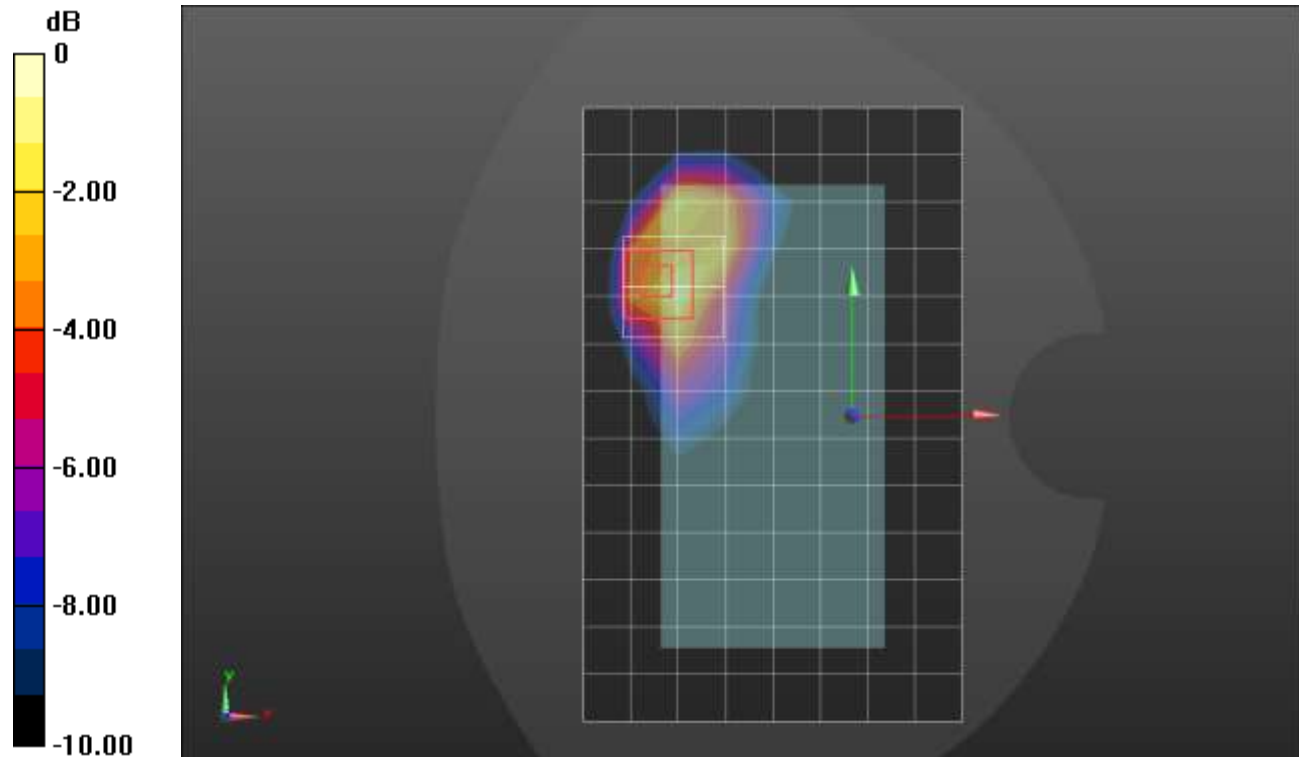
**SAR(1 g) = 0.575 W/kg; SAR(10 g) = 0.279 W/kg**

Smallest distance from peaks to all points 3 dB below = 8.6 mm

Ratio of SAR at M2 to SAR at M1 = 54.7%

[Info: Interpolated medium parameters used for SAR evaluation.](#)

Maximum value of SAR (measured) = 0.854 W/kg



0 dB = 0.854 W/kg = -0.69 dBW/kg

### n25 ANT 4

Frequency: 1882.5 MHz; Duty Cycle: 1:1; Room Ambient Temperature: 24.0°C; Liquid Temperature: 23.0°C  
 Medium parameters used (interpolated):  $f = 1882.5$  MHz;  $\sigma = 1.438$  S/m;  $\epsilon_r = 38.617$ ;  $\rho = 1000$  kg/m<sup>3</sup>

DASY5 Configuration:

- Area Scan Setting: Find Secondary Maximum Within: 2.0 dB and with a peak SAR value greater than 0.0012W/kg
- Electronics: DAE4 Sn1546; Calibrated: 3/22/2022
- Probe: EX3DV4 - SN7501; ConvF(8.31, 8.31, 8.31) @ 1882.5 MHz; Calibrated: 3/25/2022
- Sensor-Surface: 1.4mm (Mechanical Surface Detection)
- Phantom: Twin-SAM V8.0 (20deg probe tilt); Type: QD 000 P41 AA; Serial: 1948

**Edge 2/Pi/2 BPSK RB 108,54 Ch 376500/Area Scan (6x14x1):** Measurement grid: dx=15mm, dy=15mm

[Info: Interpolated medium parameters used for SAR evaluation.](#)

Maximum value of SAR (measured) = 1.30 W/kg

**Edge 2/Pi/2 BPSK RB 108,54 Ch 376500/Zoom Scan (5x5x7)/Cube 0:** Measurement grid: dx=8mm, dy=8mm, dz=5mm

Reference Value = 27.54 V/m; Power Drift = -0.17 dB

Peak SAR (extrapolated) = 1.66 W/kg

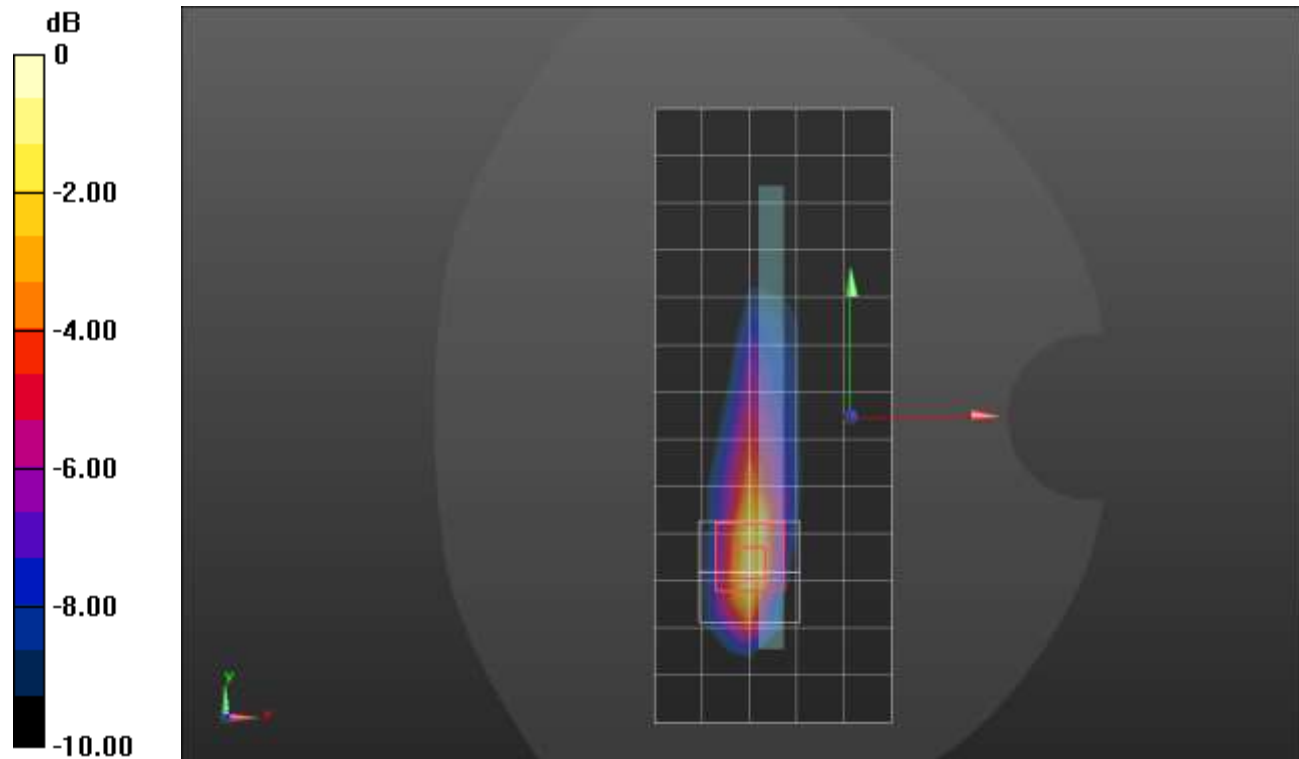
**SAR(1 g) = 0.807 W/kg; SAR(10 g) = 0.375 W/kg**

Smallest distance from peaks to all points 3 dB below = 6.4 mm

Ratio of SAR at M2 to SAR at M1 = 50.5%

[Info: Interpolated medium parameters used for SAR evaluation.](#)

Maximum value of SAR (measured) = 1.38 W/kg



0 dB = 1.38 W/kg = 1.40 dBW/kg

### n26 ANT 1

Frequency: 831.5 MHz; Duty Cycle: 1:1; Room Ambient Temperature: 24.0°C; Liquid Temperature: 23.0°C  
 Medium parameters used (interpolated):  $f = 831.5$  MHz;  $\sigma = 0.927$  S/m;  $\epsilon_r = 39.679$ ;  $\rho = 1000$  kg/m<sup>3</sup>

Dasy Configuration:

- Area Scan Setting: Find Secondary Maximum within 2.0 dB and with a peak SAR value greater than 0.0012 W/kg
- Electronics: DAE4 Sn1548; Calibrated: 2/23/2022
- Probe: EX3DV4 - SN7482; ConvF(9.01, 9.01, 9.01); Calibrated: 4/26/2022;
- Sensor-Surface: 1.4mm (Mechanical Surface Detection)
- Phantom: SAM with CRP; Type: SAM; Serial: 2048

**LHS/Touch\_pi/2 BPSK RB 25,12 Ch 166300/Area Scan (9x13x1):** Measurement grid: dx=15mm, dy=15mm

[Info: Interpolated medium parameters used for SAR evaluation.](#)

Maximum value of SAR (measured) = 0.258 W/kg

**LHS/Touch\_pi/2 BPSK RB 25,12 Ch 166300/Zoom Scan (5x5x7)/Cube 0:** Measurement grid:

dx=8mm, dy=8mm, dz=5mm


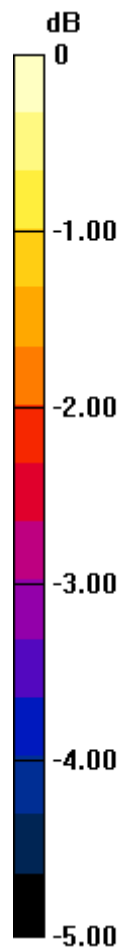
Reference Value = 16.25 V/m; Power Drift = -0.16 dB

Peak SAR (extrapolated) = 0.286 W/kg

**SAR(1 g) = 0.204 W/kg; SAR(10 g) = 0.154 W/kg**

[Info: Interpolated medium parameters used for SAR evaluation.](#)

Maximum value of SAR (measured) = 0.250 W/kg



0 dB = 0.250 W/kg = -6.02 dBW/kg

### n26 ANT 1

Frequency: 831.5 MHz; Duty Cycle: 1:1; Room Ambient Temperature: 24.0°C; Liquid Temperature: 23.0°C  
 Medium parameters used (interpolated):  $f = 831.5$  MHz;  $\sigma = 0.927$  S/m;  $\epsilon_r = 39.679$ ;  $\rho = 1000$  kg/m<sup>3</sup>

Dasy Configuration:

- Area Scan Setting: Find Secondary Maximum within 2.0 dB and with a peak SAR value greater than 0.0012 W/kg
- Electronics: DAE4 Sn1548; Calibrated: 2/23/2022
- Probe: EX3DV4 - SN7482; ConvF(9.01, 9.01, 9.01); Calibrated: 4/26/2022;
- Sensor-Surface: 1.4mm (Mechanical Surface Detection)
- Phantom: SAM with CRP; Type: SAM; Serial: 2048

**Rear/pi/2 BPSK RB 25,12 Ch 166300/Area Scan (9x13x1):** Measurement grid: dx=15mm, dy=15mm

[Info: Interpolated medium parameters used for SAR evaluation.](#)

Maximum value of SAR (measured) = 1.18 W/kg

**Rear/pi/2 BPSK RB 25,12 Ch 166300/Zoom Scan (5x5x7)/Cube 0:** Measurement grid: dx=8mm, dy=8mm, dz=5mm

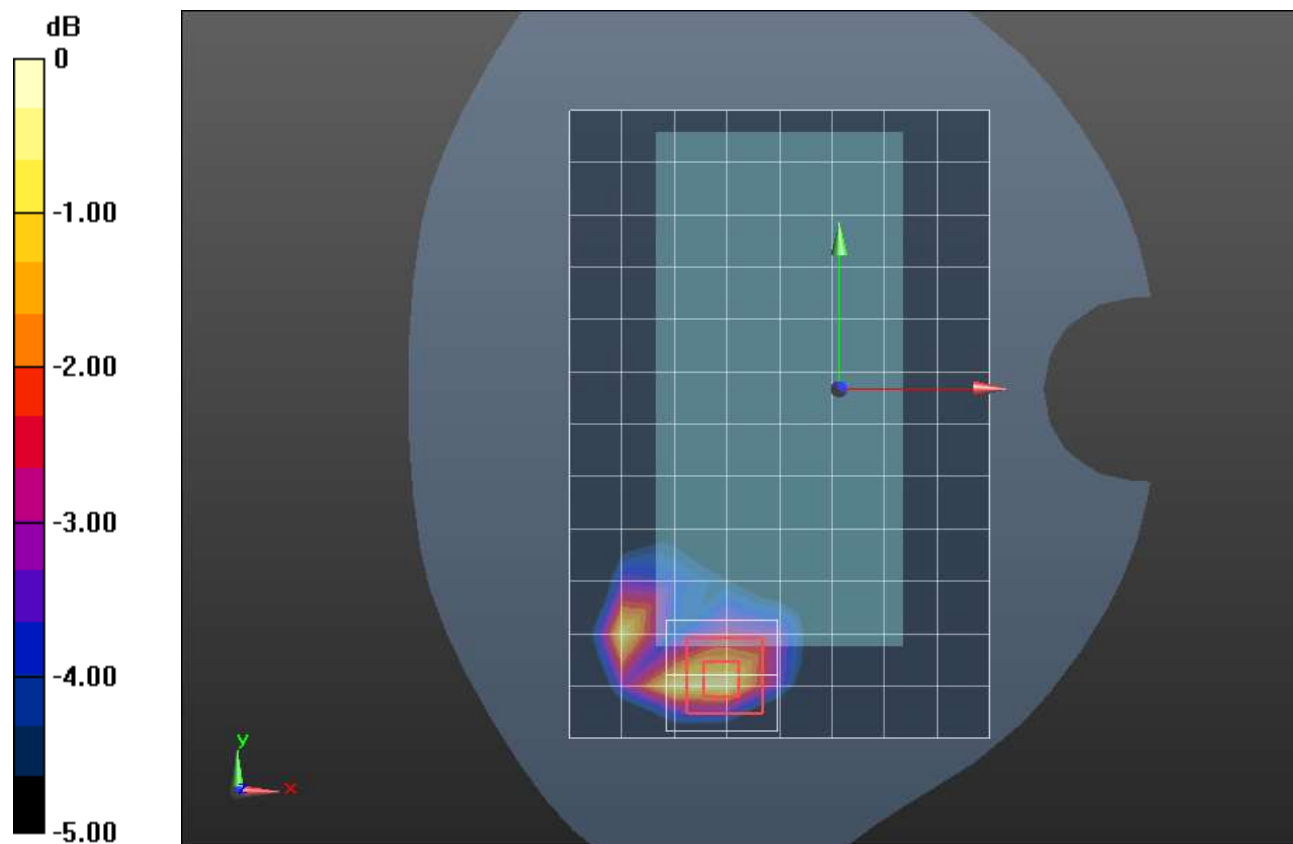
Reference Value = 37.28 V/m; Power Drift = 0.02 dB

Peak SAR (extrapolated) = 1.66 W/kg

SAR(1 g) = 0.715 W/kg; SAR(10 g) = 0.368 W/kg

[Info: Interpolated medium parameters used for SAR evaluation.](#)

Maximum value of SAR (measured) = 1.27 W/kg



0 dB = 1.27 W/kg = 1.04 dBW/kg

## n26 ANT 2

Frequency: 831.5 MHz; Duty Cycle: 1:1; Room Ambient Temperature: 24.0°C; Liquid Temperature: 23.0°C  
 Medium parameters used (interpolated):  $f = 831.5$  MHz;  $\sigma = 0.926$  S/m;  $\epsilon_r = 39.596$ ;  $\rho = 1000$  kg/m<sup>3</sup>

Dasy Configuration:

- Area Scan Setting: Find Secondary Maximum within 2.0 dB and with a peak SAR value greater than 0.0012 W/kg
- Electronics: DAE4 Sn1263; Calibrated: 10/12/2021
- Probe: EX3DV4 - SN7589; ConvF(10.09, 10.09, 10.09) @ 831.5 MHz; Calibrated: 4/28/2022
- Sensor-Surface: 1.4mm (Mechanical Surface Detection)
- Phantom: Twin-SAM V8.0 (20deg probe tilt); Type: QD 000 P41 Ax; Serial: xxxx

**RHS/Touch\_pi/2 BPSK RB 25,12 Ch 166300/Area Scan (9x14x1):** Measurement grid: dx=15mm, dy=15mm

[Info: Interpolated medium parameters used for SAR evaluation.](#)

Maximum value of SAR (measured) = 1.27 W/kg

**RHS/Touch\_pi/2 BPSK RB 25,12 Ch 166300/Zoom Scan (5x5x7)/Cube 0:** Measurement grid:

dx=8mm, dy=8mm, dz=5mm

Reference Value = 39.60 V/m; Power Drift = 0.10 dB

Peak SAR (extrapolated) = 1.60 W/kg

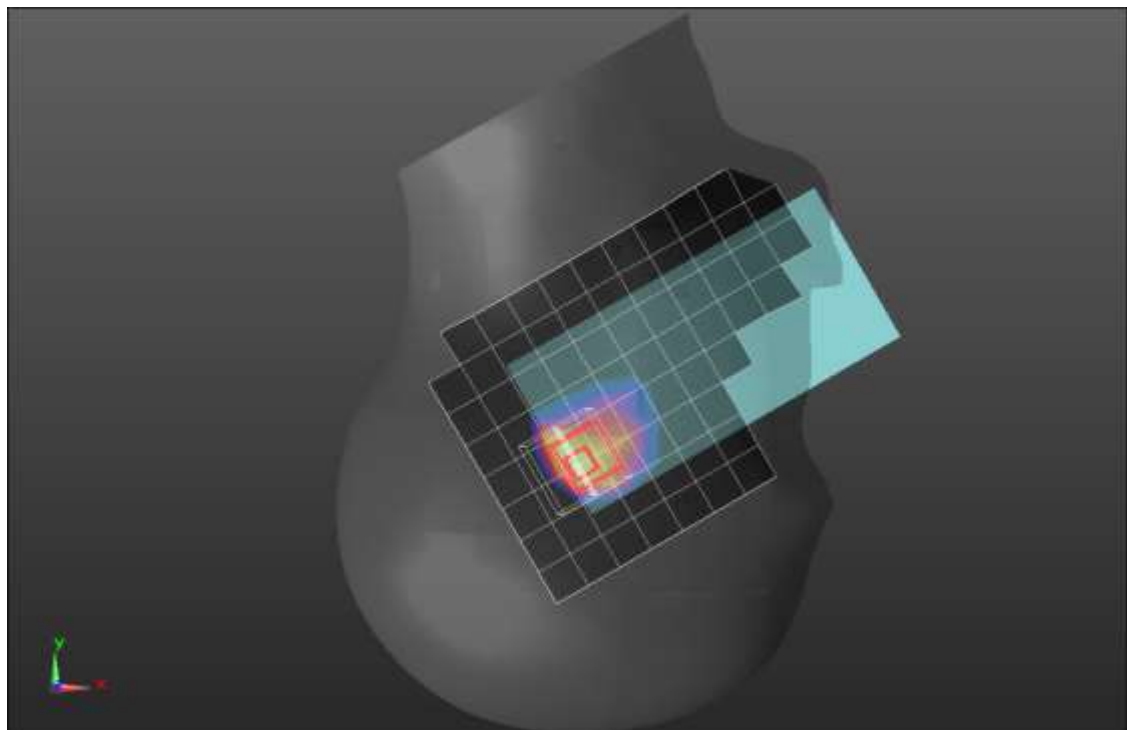
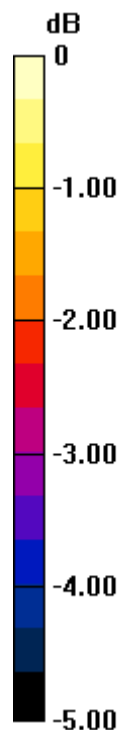
**SAR(1 g) = 0.884 W/kg; SAR(10 g) = 0.535 W/kg**

Smallest distance from peaks to all points 3 dB below = 10.8 mm

Ratio of SAR at M2 to SAR at M1 = 55.4%

[Info: Interpolated medium parameters used for SAR evaluation.](#)

Maximum value of SAR (measured) = 1.30 W/kg



0 dB = 1.30 W/kg = 1.14 dBW/kg



## n26 ANT 2

Frequency: 831.5 MHz; Duty Cycle: 1:1; Room Ambient Temperature: 24.0°C; Liquid Temperature: 23.0°C  
 Medium parameters used (interpolated):  $f = 831.5$  MHz;  $\sigma = 0.926$  S/m;  $\epsilon_r = 39.596$ ;  $\rho = 1000$  kg/m<sup>3</sup>

Dasy Configuration:

- Area Scan Setting: Find Secondary Maximum within 2.0 dB and with a peak SAR value greater than 0.0012 W/kg
- Electronics: DAE4 Sn1263; Calibrated: 10/12/2021
- Probe: EX3DV4 - SN7589; ConvF(10.09, 10.09, 10.09) @ 831.5 MHz; Calibrated: 4/28/2022
- Sensor-Surface: 1.4mm (Mechanical Surface Detection)
- Phantom: Twin-SAM V8.0 (20deg probe tilt); Type: QD 000 P41 Ax; Serial: xxxx

**Rear/pi/2 BPSK RB 25,12 Ch 166300/Area Scan (9x13x1):** Measurement grid: dx=15mm, dy=15mm

[Info: Interpolated medium parameters used for SAR evaluation.](#)

Maximum value of SAR (measured) = 0.546 W/kg

**Rear/pi/2 BPSK RB 25,12 Ch 166300/Zoom Scan (5x5x7)/Cube 0:** Measurement grid: dx=8mm, dy=8mm, dz=5mm

Reference Value = 25.40 V/m; Power Drift = -0.04 dB

Peak SAR (extrapolated) = 0.674 W/kg

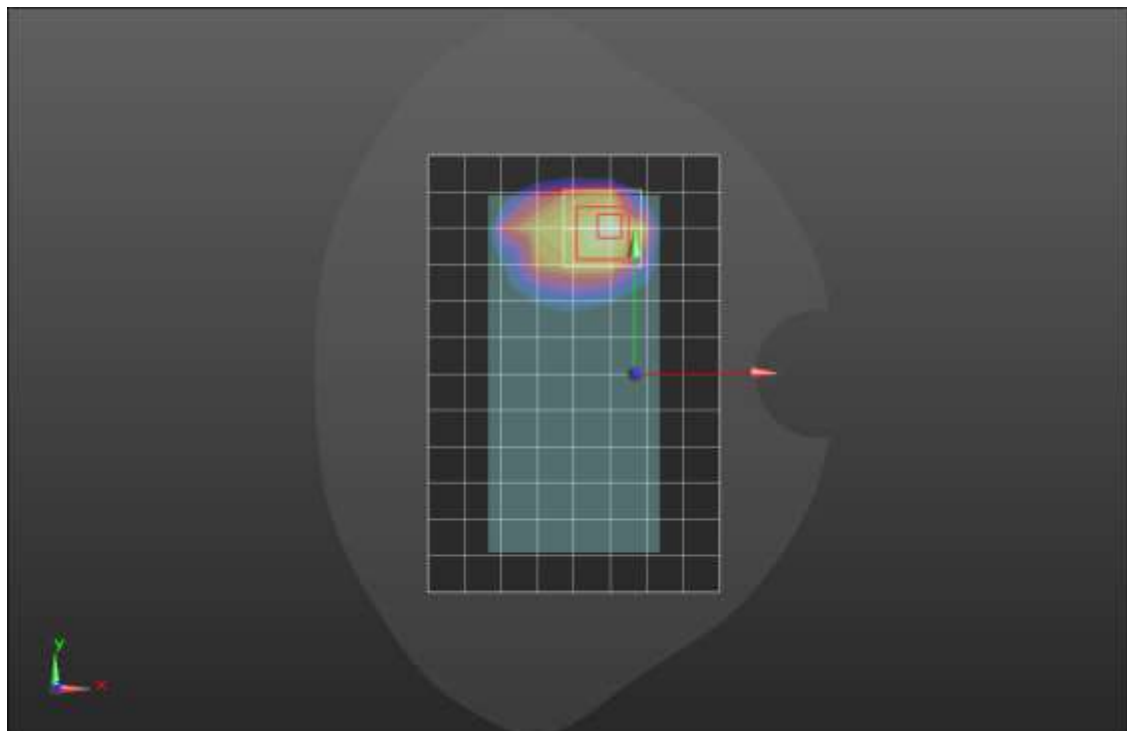
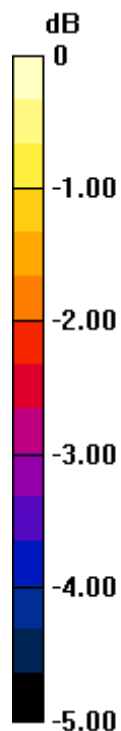
**SAR(1 g) = 0.397 W/kg; SAR(10 g) = 0.244 W/kg**

Smallest distance from peaks to all points 3 dB below = 11.3 mm

Ratio of SAR at M2 to SAR at M1 = 64.3%

[Info: Interpolated medium parameters used for SAR evaluation.](#)

Maximum value of SAR (measured) = 0.529 W/kg



0 dB = 0.529 W/kg = -2.77 dBW/kg

### n30 ANT 1


Frequency: 2310 MHz; Duty Cycle: 1:1; Room Ambient Temperature: 24.0°C; Liquid Temperature: 23.0°C  
Medium parameters used:  $f = 2310$  MHz;  $\sigma = 1.711$  S/m;  $\epsilon_r = 39.276$ ;  $\rho = 1000$  kg/m<sup>3</sup>

Dasy Configuration:

- Area Scan Setting: Find Secondary Maximum within 2.0 dB and with a peak SAR value greater than 0.0012 W/kg
- Electronics: DAE4 Sn1239; Calibrated: 3/21/2022
- Probe: EX3DV4 - SN7587; ConvF(7.91, 7.91, 7.91) @ 2310 MHz; Calibrated: 4/27/2022
- Sensor-Surface: 1.4mm (Mechanical Surface Detection)
- Phantom: SAM (B); Type: QD000P40CD; Serial: 1632

**RHS/Touch\_Pi/2 BPSK RB 25,12 Ch 462000/Area Scan (10x16x1):** Measurement grid: dx=12mm, dy=12mm  
Maximum value of SAR (measured) = 0.619 W/kg

**RHS/Touch\_Pi/2 BPSK RB 25,12 Ch 462000/Zoom Scan (7x7x7)/Cube 0:** Measurement grid: dx=5mm, dy=5mm, dz=5mm  
Reference Value = 19.95 V/m; Power Drift = -0.14 dB  
Peak SAR (extrapolated) = 0.809 W/kg  
**SAR(1 g) = 0.454 W/kg; SAR(10 g) = 0.257 W/kg** (SAR corrected for target medium)  
Smallest distance from peaks to all points 3 dB below = 11 mm  
Ratio of SAR at M2 to SAR at M1 = 58%  
Maximum value of SAR (measured) = 0.664 W/kg



0 dB = 0.664 W/kg = -1.78 dBW/kg

### n30 ANT 1

Frequency: 2310 MHz; Duty Cycle: 1:1; Room Ambient Temperature: 24.0°C; Liquid Temperature: 23.0°C

Medium parameters used:  $f = 2310$  MHz;  $\sigma = 1.711$  S/m;  $\epsilon_r = 39.276$ ;  $\rho = 1000$  kg/m<sup>3</sup>

Dasy Configuration:

- Area Scan Setting: Find Secondary Maximum within 2.0 dB and with a peak SAR value greater than 0.0012 W/kg
- Electronics: DAE4 Sn1239; Calibrated: 3/21/2022
- Probe: EX3DV4 - SN7587; ConvF(7.91, 7.91, 7.91) @ 2310 MHz; Calibrated: 4/27/2022
- Sensor-Surface: 1.4mm (Mechanical Surface Detection)
- Phantom: SAM (B); Type: QD000P40CD; Serial: 1632

**Rear/Pi/2 BPSK RB 25,12 Ch 462000/Area Scan (10x16x1):** Measurement grid: dx=12mm, dy=12mm

Maximum value of SAR (measured) = 1.14 W/kg

**Rear/Pi/2 BPSK RB 25,12 Ch 462000/Zoom Scan (7x7x7)/Cube 0:** Measurement grid: dx=5mm, dy=5mm, dz=5mm

Reference Value = 26.80 V/m; Power Drift = -0.08 dB

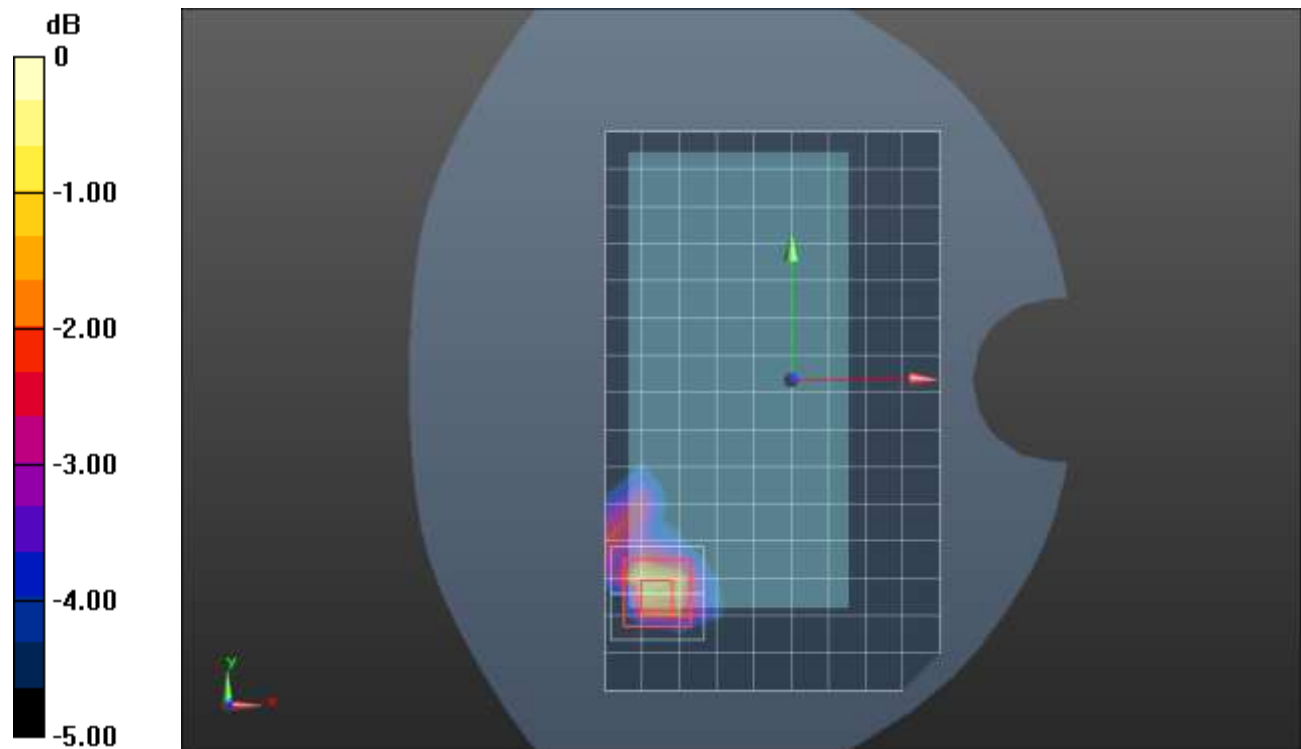
Peak SAR (extrapolated) = 1.72 W/kg

**SAR(1 g) = 0.830 W/kg; SAR(10 g) = 0.390 W/kg**

Smallest distance from peaks to all points 3 dB below = 9.4 mm

Ratio of SAR at M2 to SAR at M1 = 49.8%

Maximum value of SAR (measured) = 1.36 W/kg



0 dB = 1.36 W/kg = 1.34 dBW/kg

### n30 ANT 1

Frequency: 2310 MHz; Duty Cycle: 1:1; Room Ambient Temperature: 24.0°C; Liquid Temperature: 23.0°C

Medium parameters used:  $f = 2310$  MHz;  $\sigma = 1.711$  S/m;  $\epsilon_r = 39.276$ ;  $\rho = 1000$  kg/m<sup>3</sup>

Dasy Configuration:

- Area Scan Setting: Find Secondary Maximum within 2.0 dB and with a peak SAR value greater than 0.0012 W/kg
- Electronics: DAE4 Sn1239; Calibrated: 3/21/2022
- Probe: EX3DV4 - SN7587; ConvF(7.91, 7.91, 7.91) @ 2310 MHz; Calibrated: 4/27/2022
- Sensor-Surface: 1.4mm (Mechanical Surface Detection)
- Phantom: SAM (B); Type: QD000P40CD; Serial: 1632

**Edge 2/Pi/2 BPSK RB 1,25 Ch 462000/Area Scan (7x16x1):** Measurement grid: dx=12mm, dy=12mm

Maximum value of SAR (measured) = 1.51 W/kg

**Edge 2/Pi/2 BPSK RB 1,25 Ch 462000/Zoom Scan (7x7x7)/Cube 0:** Measurement grid: dx=5mm, dy=5mm, dz=5mm

Reference Value = 30.83 V/m; Power Drift = 0.14 dB

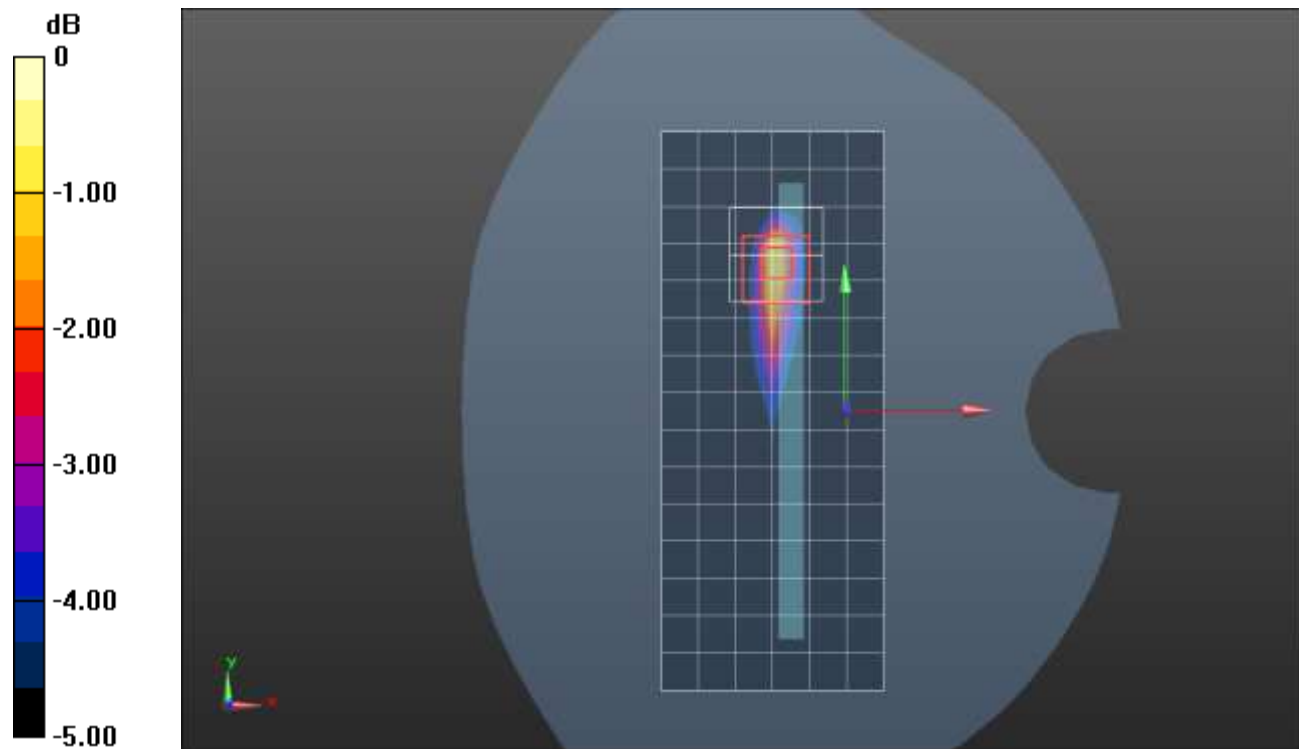
Peak SAR (extrapolated) = 2.09 W/kg

**SAR(1 g) = 0.928 W/kg; SAR(10 g) = 0.419 W/kg**

Smallest distance from peaks to all points 3 dB below = 7 mm

Ratio of SAR at M2 to SAR at M1 = 45%

Maximum value of SAR (measured) = 1.64 W/kg



0 dB = 1.64 W/kg = 2.15 dBW/kg

## n30 ANT 2

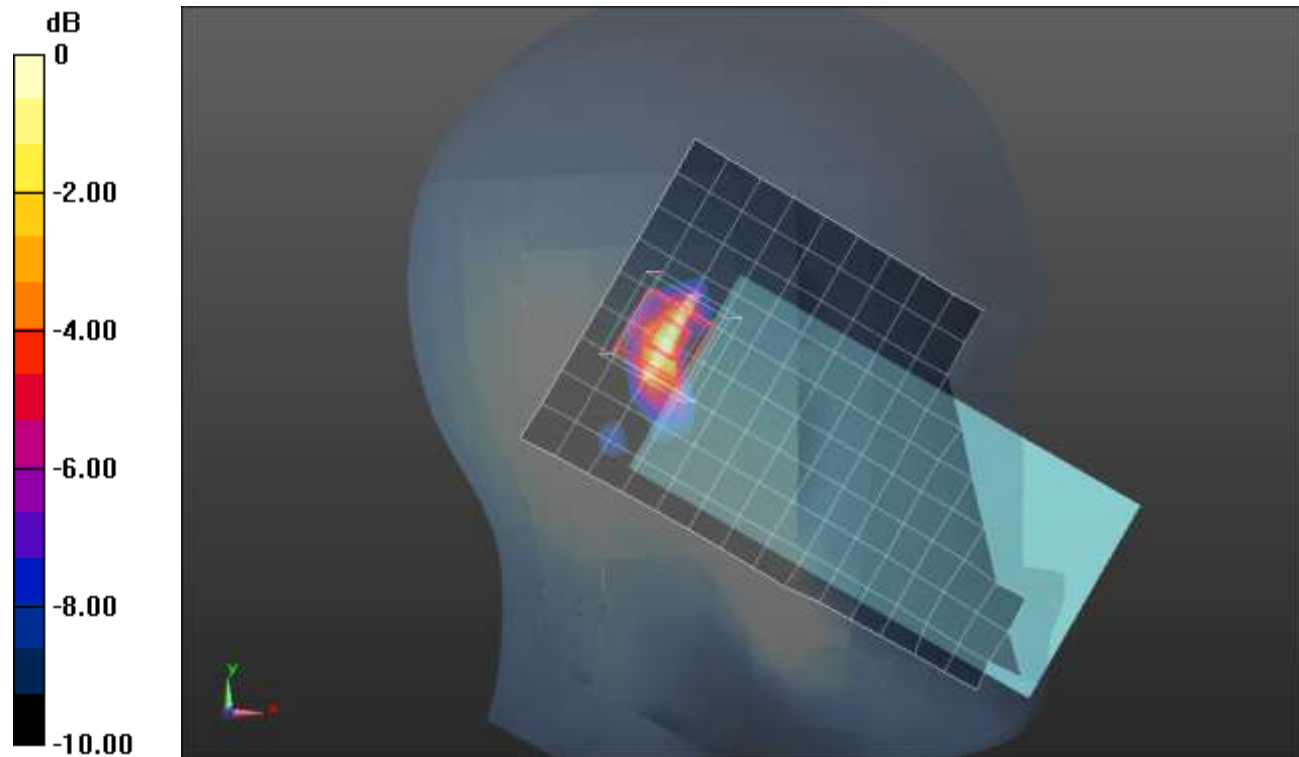
Frequency: 2310 MHz; Duty Cycle: 1:1; Room Ambient Temperature: 24.0°C; Liquid Temperature: 23.0°C  
 Medium parameters used:  $f = 2310$  MHz;  $\sigma = 1.729$  S/m;  $\epsilon_r = 39.434$ ;  $\rho = 1000$  kg/m<sup>3</sup>

Dasy Configuration:

- Area Scan Setting: Find Secondary Maximum within 2.0 dB and with a peak SAR value greater than 0.0012 W/kg
- Electronics: DAE4 Sn1239; Calibrated: 3/21/2022
- Probe: EX3DV4 - SN7587; ConvF(7.91, 7.91, 7.91) @ 2310 MHz; Calibrated: 4/27/2022
- Sensor-Surface: 1.4mm (Mechanical Surface Detection)
- Phantom: SAM (B); Type: QD000P40CD; Serial: 1632

**LHS/Touch\_Pi/2 BPSK RB 25,12 Ch 462000/Area Scan (10x16x1):** Measurement grid: dx=12mm, dy=12mm  
 Maximum value of SAR (measured) = 1.51 W/kg

**LHS/Touch\_Pi/2 BPSK RB 25,12 Ch 462000/Zoom Scan (7x7x7)/Cube 0:** Measurement grid: dx=5mm, dy=5mm, dz=5mm  
 Reference Value = 31.68 V/m; Power Drift = -0.05 dB  
 Peak SAR (extrapolated) = 2.08 W/kg  
**SAR(1 g) = 0.798 W/kg; SAR(10 g) = 0.305 W/kg** (SAR corrected for target medium)  
 Smallest distance from peaks to all points 3 dB below = 5 mm  
 Ratio of SAR at M2 to SAR at M1 = 45.9%  
 Maximum value of SAR (measured) = 1.44 W/kg



0 dB = 1.44 W/kg = 1.58 dBW/kg

### n30 ANT 2

Frequency: 2310 MHz; Duty Cycle: 1:1; Room Ambient Temperature: 24.0°C; Liquid Temperature: 23.0°C  
Medium parameters used:  $f = 2310 \text{ MHz}$ ;  $\sigma = 1.698 \text{ S/m}$ ;  $\epsilon_r = 39.78$ ;  $\rho = 1000 \text{ kg/m}^3$

Dasy Configuration:

- Area Scan Setting: Find Secondary Maximum within 2.0 dB and with a peak SAR value greater than 0.0012 W/kg
- Electronics: DAE4 Sn1239; Calibrated: 3/21/2022
- Probe: EX3DV4 - SN7587; ConvF(7.91, 7.91, 7.91) @ 2310 MHz; Calibrated: 4/27/2022
- Sensor-Surface: 1.4mm (Mechanical Surface Detection (Locations From Previous Scan Used)), Sensor-Surface: 1.4mm (Mechanical Surface Detection)
- Phantom: SAM (B); Type: QD000P40CD; Serial: 1632

**Rear/Pi/2 BPSK RB 25,12 Ch 462000/Area Scan (10x16x1):** Measurement grid:  $dx=12\text{mm}$ ,  $dy=12\text{mm}$   
Maximum value of SAR (measured) = 1.10 W/kg

**Rear/Pi/2 BPSK RB 25,12 Ch 462000/Zoom Scan (7x7x7)/Cube 0:** Measurement grid:  $dx=5\text{mm}$ ,  $dy=5\text{mm}$ ,  $dz=5\text{mm}$

Reference Value = 23.61 V/m; Power Drift = -0.12 dB

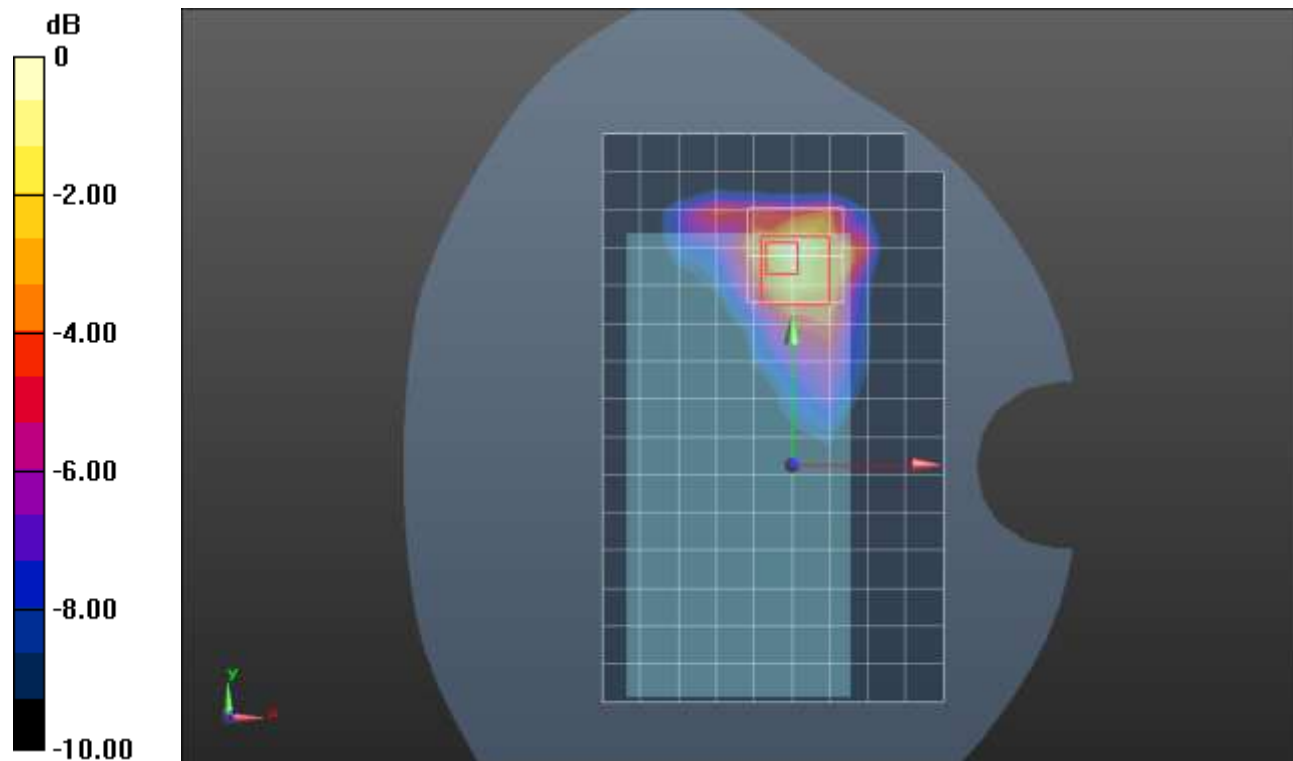
Peak SAR (extrapolated) = 1.65 W/kg

**SAR(1 g) = 0.655 W/kg; SAR(10 g) = 0.306 W/kg**

Smallest distance from peaks to all points 3 dB below = 8.1 mm

Ratio of SAR at M2 to SAR at M1 = 40.9%

Maximum value of SAR (measured) = 1.22 W/kg



0 dB = 1.22 W/kg = 0.86 dBW/kg

### n30 ANT 3

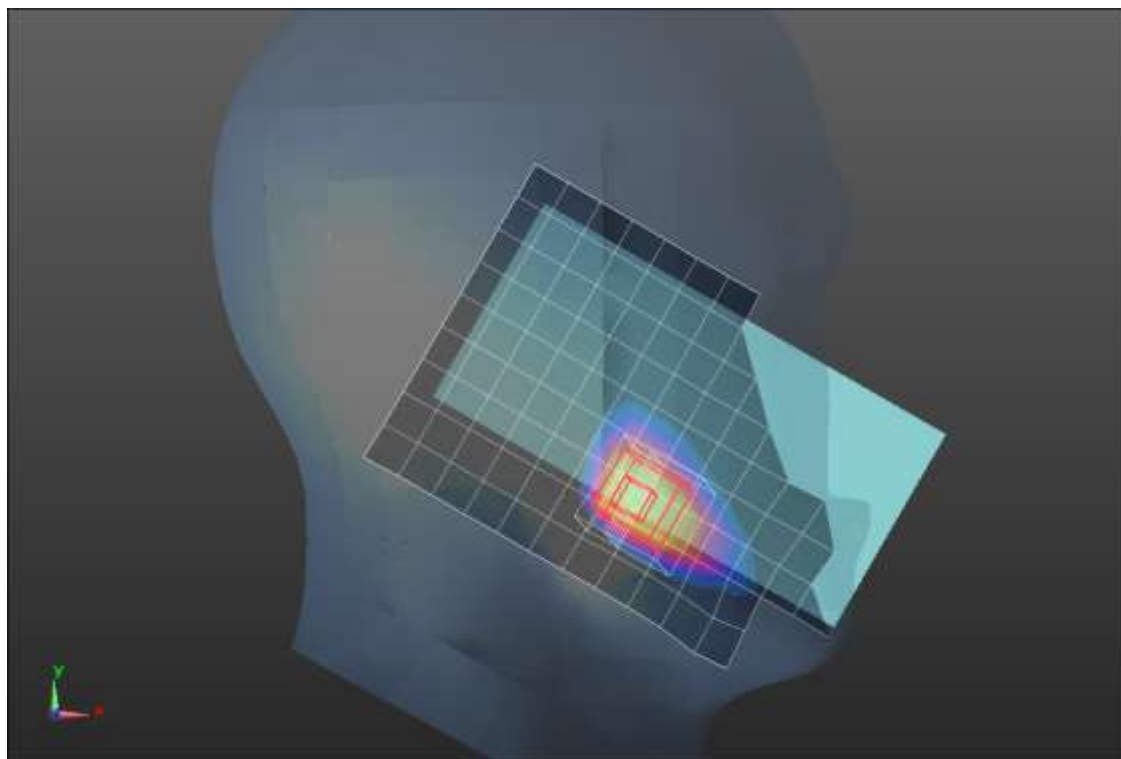
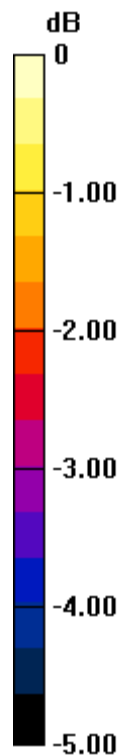
Frequency: 2310 MHz; Duty Cycle: 1:1; Room Ambient Temperature: 24.0°C; Liquid Temperature: 23.0°C  
 Medium parameters used:  $f = 2310$  MHz;  $\sigma = 1.623$  S/m;  $\epsilon_r = 37.731$ ;  $\rho = 1000$  kg/m<sup>3</sup>

Dasy Configuration:

- Area Scan Setting: Find Secondary Maximum within 2.0 dB and with a peak SAR value greater than 0.0012 W/kg
- Electronics: DAE4 Sn1239; Calibrated: 3/21/2022
- Probe: EX3DV4 - SN7587; ConvF(7.91, 7.91, 7.91) @ 2310 MHz; Calibrated: 4/27/2022
- Sensor-Surface: 1.4mm (Mechanical Surface Detection)
- Phantom: SAM (B); Type: QD000P40CD; Serial: 1632

**LHS/Touch\_Pi/2 BPSK RB 1,25 Ch 462000/Area Scan (10x16x1):** Measurement grid: dx=12mm, dy=12mm  
 Maximum value of SAR (measured) = 0.436 W/kg

**LHS/Touch\_Pi/2 BPSK RB 1,25 Ch 462000/Zoom Scan (7x7x7)/Cube 0:** Measurement grid: dx=5mm, dy=5mm, dz=5mm  
 Reference Value = 17.73 V/m; Power Drift = 0.05 dB  
 Peak SAR (extrapolated) = 0.591 W/kg  
**SAR(1 g) = 0.347 W/kg; SAR(10 g) = 0.200 W/kg**  
 Smallest distance from peaks to all points 3 dB below = 12 mm  
 Ratio of SAR at M2 to SAR at M1 = 59.1%  
 Maximum value of SAR (measured) = 0.497 W/kg



0 dB = 0.497 W/kg = -3.04 dBW/kg

### n30 ANT 3

Frequency: 2310 MHz; Duty Cycle: 1:1; Room Ambient Temperature: 24.0°C; Liquid Temperature: 23.0°C  
 Medium parameters used:  $f = 2310 \text{ MHz}$ ;  $\sigma = 1.623 \text{ S/m}$ ;  $\epsilon_r = 37.731$ ;  $\rho = 1000 \text{ kg/m}^3$

Dasy Configuration:

- Area Scan Setting: Find Secondary Maximum within 2.0 dB and with a peak SAR value greater than 0.0012 W/kg
- Electronics: DAE4 Sn1239; Calibrated: 3/21/2022
- Probe: EX3DV4 - SN7587; ConvF(7.91, 7.91, 7.91) @ 2310 MHz; Calibrated: 4/27/2022
- Sensor-Surface: 1.4mm (Mechanical Surface Detection)
- Phantom: SAM (B); Type: QD000P40CD; Serial: 1632

**Rear/Pi/2 BPSK RB 25,12 Ch 462000/Area Scan (10x16x1):** Measurement grid:  $dx=12\text{mm}$ ,  $dy=12\text{mm}$   
 Maximum value of SAR (measured) = 1.31 W/kg

**Rear/Pi/2 BPSK RB 25,12 Ch 462000/Zoom Scan (7x7x7)/Cube 0:** Measurement grid:  $dx=5\text{mm}$ ,  $dy=5\text{mm}$ ,  $dz=5\text{mm}$

Reference Value = 28.92 V/m; Power Drift = -0.01 dB

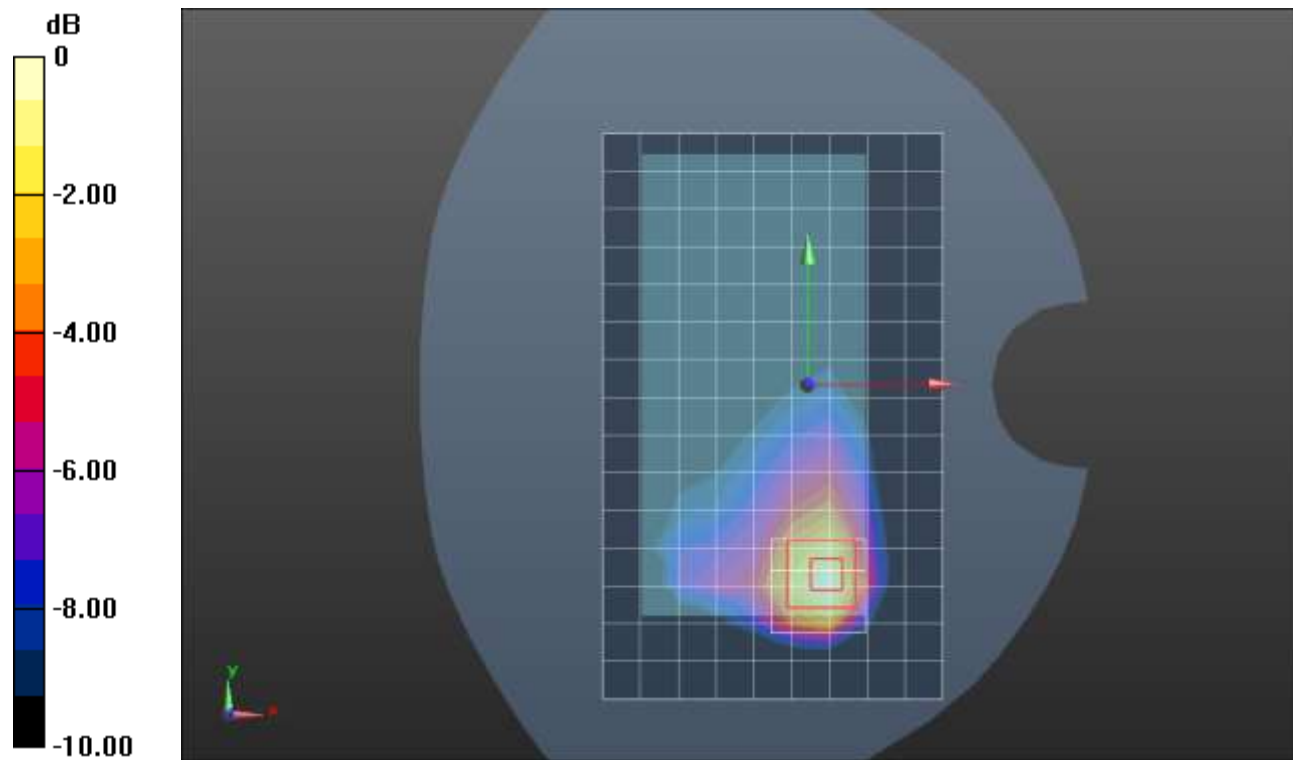
Peak SAR (extrapolated) = 1.66 W/kg

**SAR(1 g) = 0.812 W/kg; SAR(10 g) = 0.396 W/kg**

Smallest distance from peaks to all points 3 dB below = 10.2 mm

Ratio of SAR at M2 to SAR at M1 = 50.3%

Maximum value of SAR (measured) = 1.29 W/kg



0 dB = 1.29 W/kg = 1.11 dBW/kg



### n30 ANT 3

Frequency: 2310 MHz; Duty Cycle: 1:1; Room Ambient Temperature: 24.0°C; Liquid Temperature: 23.0°C  
 Medium parameters used:  $f = 2310$  MHz;  $\sigma = 1.654$  S/m;  $\epsilon_r = 40.33$ ;  $\rho = 1000$  kg/m<sup>3</sup>

Dasy Configuration:

- Area Scan Setting: Find Secondary Maximum within 2.0 dB and with a peak SAR value greater than 0.0012 W/kg
- Electronics: DAE4 Sn1544; Calibrated: 1/7/2022
- Probe: EX3DV4 - SN7448; ConvF(7.86, 7.86, 7.86) @ 2310 MHz; Calibrated: 2/25/2022
- Sensor-Surface: 1.4mm (Mechanical Surface Detection (Locations From Previous Scan Used)), Sensor-Surface: 1.4mm (Mechanical Surface Detection)
- Phantom: Twin-SAM V5.0 (30deg probe tilt); Type: QD 000 P40 CD; Serial: 1831

**Edge 4/Pi/2 BPSK RB 25,12 Ch 462000/Area Scan (6x17x1):** Measurement grid: dx=12mm, dy=12mm  
 Maximum value of SAR (measured) = 1.10 W/kg

**Edge 4/Pi/2 BPSK RB 25,12 Ch 462000/Zoom Scan (7x8x7)/Cube 0:** Measurement grid: dx=5mm, dy=5mm, dz=5mm

Reference Value = 27.04 V/m; Power Drift = -0.15 dB

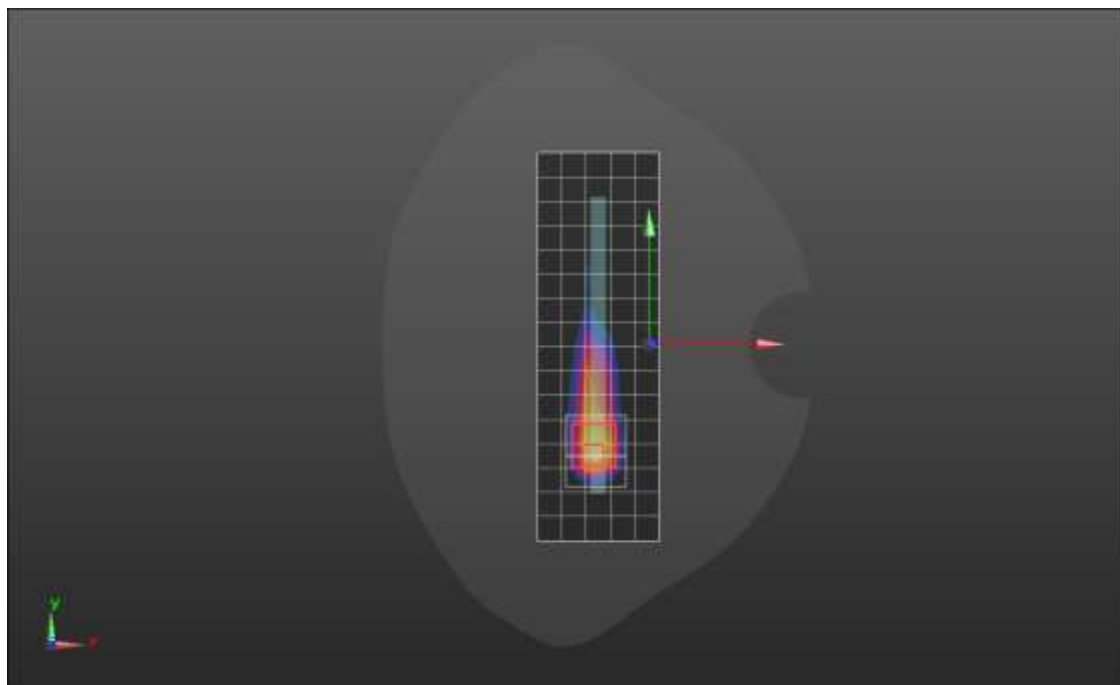
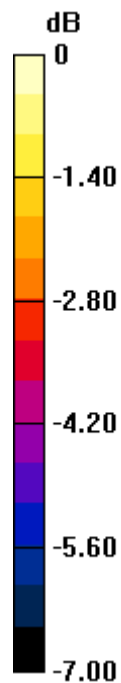
Peak SAR (extrapolated) = 1.83 W/kg

**SAR(1 g) = 0.837 W/kg; SAR(10 g) = 0.408 W/kg**

Smallest distance from peaks to all points 3 dB below = 8.9 mm

Ratio of SAR at M2 to SAR at M1 = 47%

Maximum value of SAR (measured) = 1.41 W/kg



0 dB = 1.41 W/kg = 1.49 dBW/kg

### n30 ANT 4

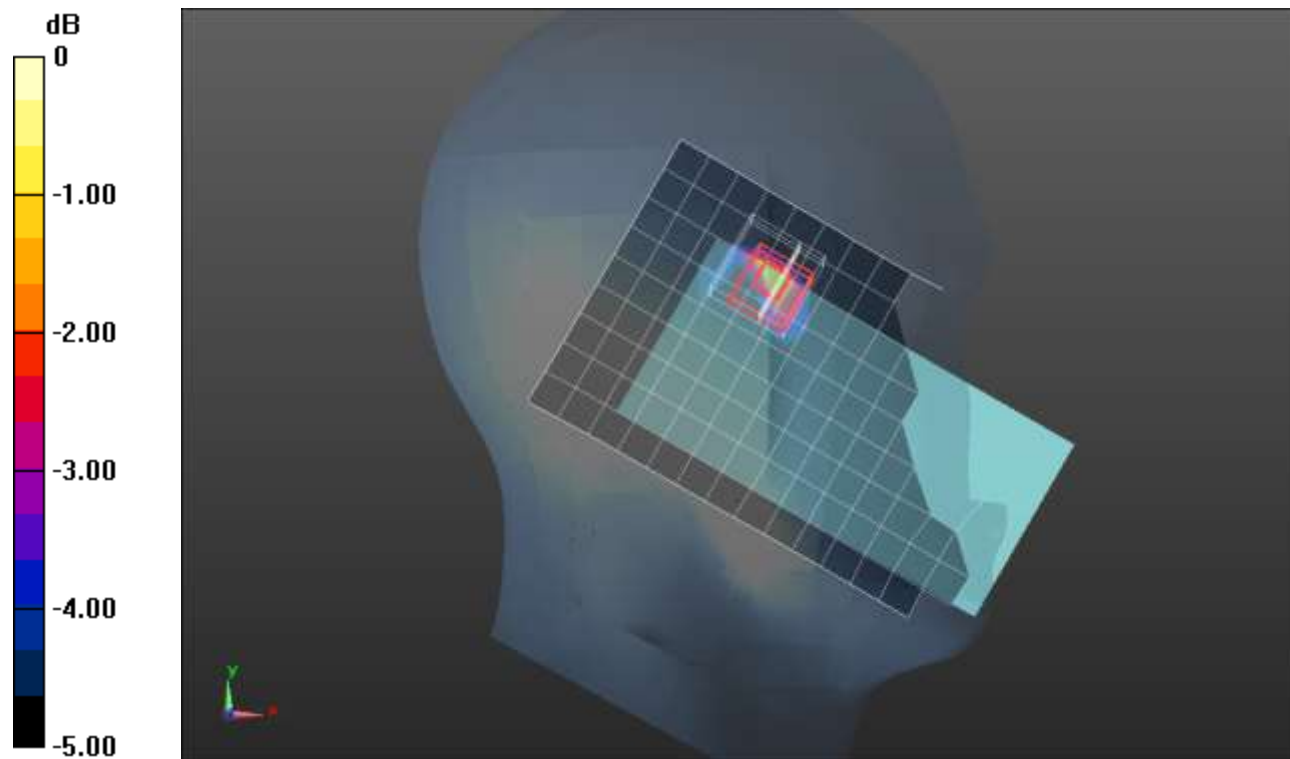
Frequency: 2310 MHz; Duty Cycle: 1:1; Room Ambient Temperature: 24.0°C; Liquid Temperature: 23.0°C  
Medium parameters used:  $f = 2310$  MHz;  $\sigma = 1.744$  S/m;  $\epsilon_r = 37.901$ ;  $\rho = 1000$  kg/m<sup>3</sup>

Dasy Configuration:

- Area Scan Setting: Find Secondary Maximum within 2.0 dB and with a peak SAR value greater than 0.0012 W/kg
- Electronics: DAE4 Sn1239; Calibrated: 3/21/2022
- Probe: EX3DV4 - SN7587; ConvF(7.91, 7.91, 7.91) @ 2310 MHz; Calibrated: 4/27/2022
- Sensor-Surface: 1.4mm (Mechanical Surface Detection)
- Phantom: SAM (B); Type: QD000P40CD; Serial: 1632

**LHS/Touch\_Pi/2 BPSK RB 25,12 Ch 462000/Area Scan (10x16x1):** Measurement grid: dx=12mm, dy=12mm  
Maximum value of SAR (measured) = 1.23 W/kg

**LHS/Touch\_Pi/2 BPSK RB 25,12 Ch 462000/Zoom Scan (7x7x7)/Cube 0:** Measurement grid: dx=5mm, dy=5mm, dz=5mm  
Reference Value = 25.07 V/m; Power Drift = 0.07 dB  
Peak SAR (extrapolated) = 2.00 W/kg  
**SAR(1 g) = 0.799 W/kg; SAR(10 g) = 0.355 W/kg**  
Smallest distance from peaks to all points 3 dB below = 6.3 mm  
Ratio of SAR at M2 to SAR at M1 = 42.5%  
Maximum value of SAR (measured) = 1.40 W/kg



0 dB = 1.40 W/kg = 1.46 dBW/kg

### n30 ANT 4

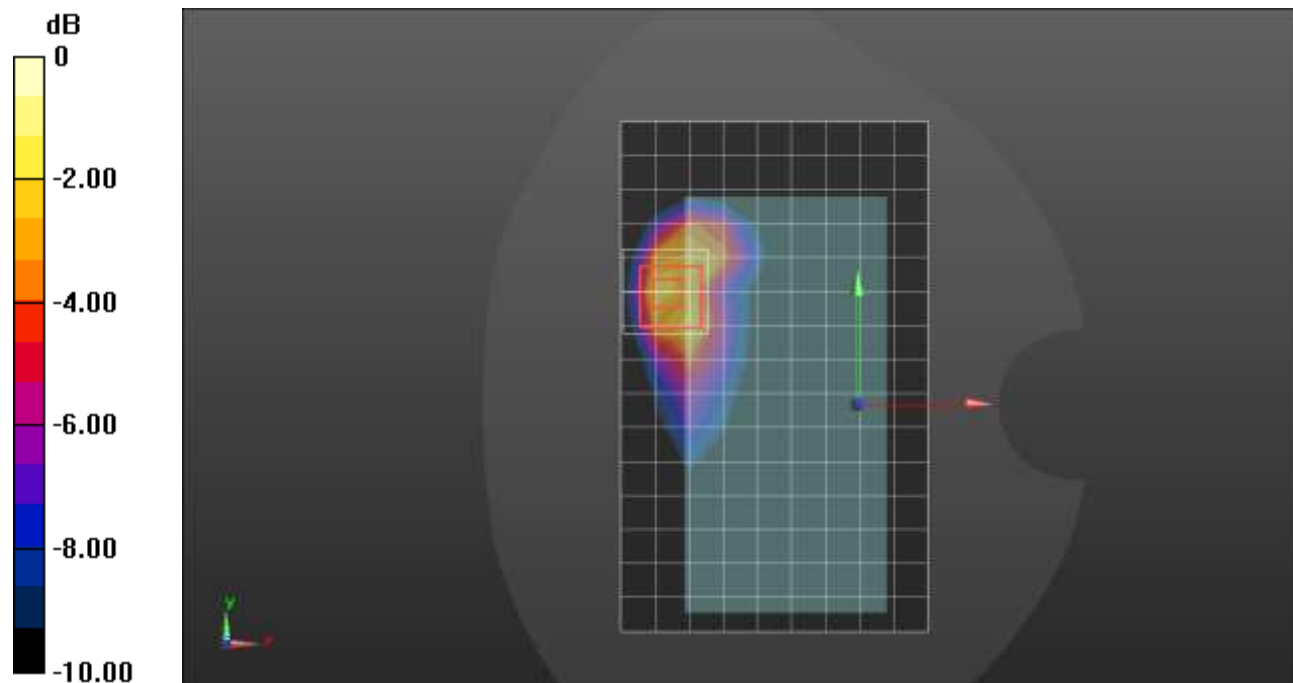
Frequency: 2310 MHz; Duty Cycle: 1:1; Room Ambient Temperature: 24.0°C; Liquid Temperature: 23.0°C  
 Medium parameters used:  $f = 2310 \text{ MHz}$ ;  $\sigma = 1.654 \text{ S/m}$ ;  $\epsilon_r = 40.33$ ;  $\rho = 1000 \text{ kg/m}^3$

Dasy Configuration:

- Area Scan Setting: Find Secondary Maximum within 2.0 dB and with a peak SAR value greater than 0.0012 W/kg
- Electronics: DAE4 Sn1544; Calibrated: 1/7/2022
- Probe: EX3DV4 - SN7448; ConvF(7.86, 7.86, 7.86) @ 2310 MHz; Calibrated: 2/25/2022
- Sensor-Surface: 1.4mm (Mechanical Surface Detection)
- Phantom: Twin-SAM V5.0 (30deg probe tilt); Type: QD 000 P40 CD; Serial: 1831

**Rear/Pi/2 BPSK RB 1,25 Ch 462000/Area Scan (10x16x1):** Measurement grid:  $dx=12\text{mm}$ ,  $dy=12\text{mm}$   
 Maximum value of SAR (measured) = 0.582 W/kg

**Rear/Pi/2 BPSK RB 1,25 Ch 462000/Zoom Scan (7x7x7)/Cube 0:** Measurement grid:  $dx=5\text{mm}$ ,  $dy=5\text{mm}$ ,  $dz=5\text{mm}$   
 Reference Value = 19.31 V/m; Power Drift = 0.03 dB  
 Peak SAR (extrapolated) = 0.980 W/kg  
**SAR(1 g) = 0.462 W/kg; SAR(10 g) = 0.220 W/kg**  
 Smallest distance from peaks to all points 3 dB below = 8 mm  
 Ratio of SAR at M2 to SAR at M1 = 49.2%  
 Maximum value of SAR (measured) = 0.767 W/kg



0 dB = 0.767 W/kg = -1.15 dBW/kg

### n30 ANT 4

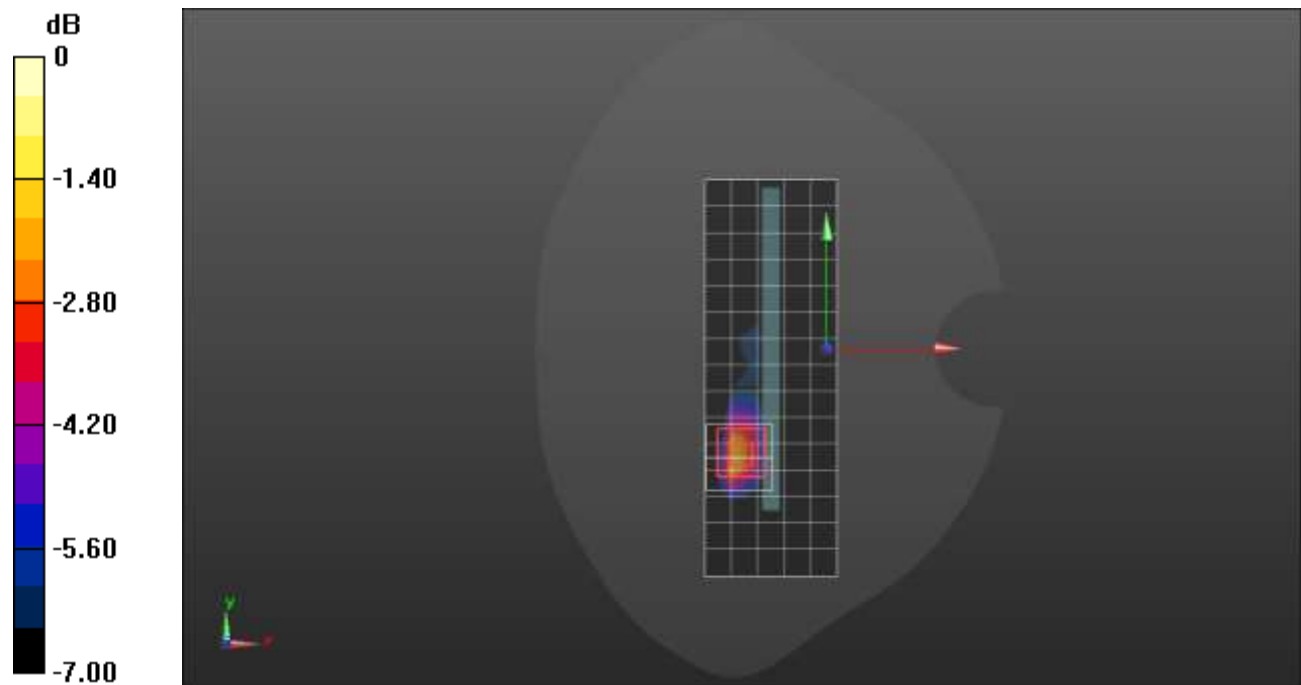
Frequency: 2310 MHz; Duty Cycle: 1:1; Room Ambient Temperature: 24.0°C; Liquid Temperature: 23.0°C  
 Medium parameters used:  $f = 2310$  MHz;  $\sigma = 1.654$  S/m;  $\epsilon_r = 40.33$ ;  $\rho = 1000$  kg/m<sup>3</sup>

Dasy Configuration:

- Area Scan Setting: Find Secondary Maximum within 2.0 dB and with a peak SAR value greater than 0.0012 W/kg
- Electronics: DAE4 Sn1544; Calibrated: 1/7/2022
- Probe: EX3DV4 - SN7448; ConvF(7.86, 7.86, 7.86) @ 2310 MHz; Calibrated: 2/25/2022
- Sensor-Surface: 1.4mm (Mechanical Surface Detection)
- Phantom: Twin-SAM V5.0 (30deg probe tilt); Type: QD 000 P40 CD; Serial: 1831

**Edge 2/Pi/2 BPSK RB 1,25 Ch 462000/Area Scan (6x16x1):** Measurement grid: dx=12mm, dy=12mm  
 Maximum value of SAR (measured) = 1.06 W/kg

**Edge 2/Pi/2 BPSK RB 1,25 Ch 462000/Zoom Scan (7x7x7)/Cube 0:** Measurement grid: dx=5mm, dy=5mm, dz=5mm  
 Reference Value = 25.83 V/m; Power Drift = -0.04 dB  
 Peak SAR (extrapolated) = 1.93 W/kg  
**SAR(1 g) = 0.847 W/kg; SAR(10 g) = 0.358 W/kg**  
 Smallest distance from peaks to all points 3 dB below = 7 mm  
 Ratio of SAR at M2 to SAR at M1 = 45.9%  
 Maximum value of SAR (measured) = 1.50 W/kg



0 dB = 1.50 W/kg = 1.76 dBW/kg

### n41 ANT 1

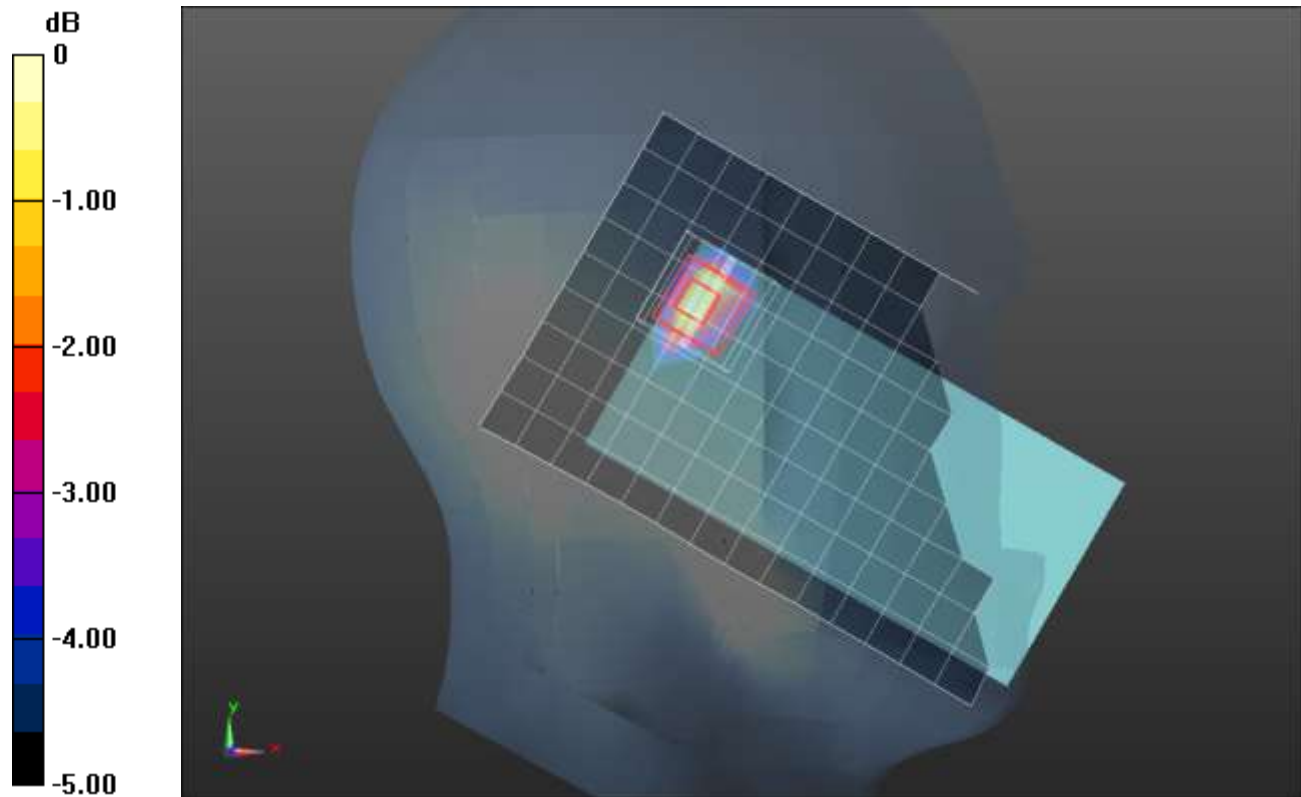
Frequency: 2593 MHz; Duty Cycle: 1:1; Room Ambient Temperature: 24.0°C; Liquid Temperature: 23.0°C  
 Medium parameters used (interpolated):  $f = 2593$  MHz;  $\sigma = 1.947$  S/m;  $\epsilon_r = 40.856$ ;  $\rho = 1000$  kg/m<sup>3</sup>

Dasy Configuration:

- Area Scan Setting: Find Secondary Maximum within 2.0 dB and with a peak SAR value greater than 0.0012 W/kg
- Electronics: DAE4 Sn1540; Calibrated: 1/11/2022
- Probe: EX3DV4 - SN7356; ConvF(7.99, 7.99, 7.99) @ 2593 MHz; Calibrated: 3/24/2022
- Sensor-Surface: 1.4mm (Mechanical Surface Detection)
- Phantom: Twin-SAM V5.0 (20deg probe tilt); Type: SAM;

**LHS/Tilt\_pi/2 BPSK RB 1,135 Ch 518598/Area Scan (10x16x1):** Measurement grid: dx=12mm, dy=12mm  
 Maximum value of SAR (measured) = 0.347 W/kg

**LHS/Tilt\_pi/2 BPSK RB 1,135 Ch 518598/Zoom Scan (7x7x7)/Cube 0:** Measurement grid: dx=5mm, dy=5mm, dz=5mm  
 Reference Value = 13.06 V/m; Power Drift = 0.15 dB  
 Peak SAR (extrapolated) = 0.448 W/kg  
**SAR(1 g) = 0.241 W/kg; SAR(10 g) = 0.117 W/kg**  
 Smallest distance from peaks to all points 3 dB below = 9 mm  
 Ratio of SAR at M2 to SAR at M1 = 57.2%  
 Maximum value of SAR (measured) = 0.358 W/kg



0 dB = 0.358 W/kg = -4.46 dBW/kg

### n41 ANT 1

Frequency: 2593 MHz; Duty Cycle: 1:1; Room Ambient Temperature: 24.0°C; Liquid Temperature: 23.0°C  
Medium parameters used (interpolated):  $f = 2593$  MHz;  $\sigma = 1.992$  S/m;  $\epsilon_r = 40.186$ ;  $\rho = 1000$  kg/m<sup>3</sup>

Dasy Configuration:

- Area Scan Setting: Find Secondary Maximum within 2.0 dB and with a peak SAR value greater than 0.0012 W/kg
- Electronics: DAE4ip Sn1621; Calibrated: 4/21/2022
- Probe: EX3DV4 - SN3990; ConvF(7.53, 7.53, 7.53) @ 2593 MHz; Calibrated: 2/25/2022
- Sensor-Surface: 1.4mm (Mechanical Surface Detection)
- Phantom: Twin-SAM V8.0 (30deg probe tilt); Type: QD 000 P41 Ax; Serial: xxxx

### Rear/pi/2 BPSK RB 1,136 Ch 518598/Area Scan (10x16x1):

Measurement grid: dx=12mm, dy=12mm

[Info: Interpolated medium parameters used for SAR evaluation.](#)

Maximum value of SAR (measured) = 1.19 W/kg

### Rear/pi/2 BPSK RB 1,136 Ch 518598/Zoom Scan (8x8x7)/Cube 0:

Measurement grid: dx=5mm, dy=5mm, dz=5mm

Reference Value = 21.80 V/m; Power Drift = 0.00 dB

Peak SAR (extrapolated) = 1.88 W/kg

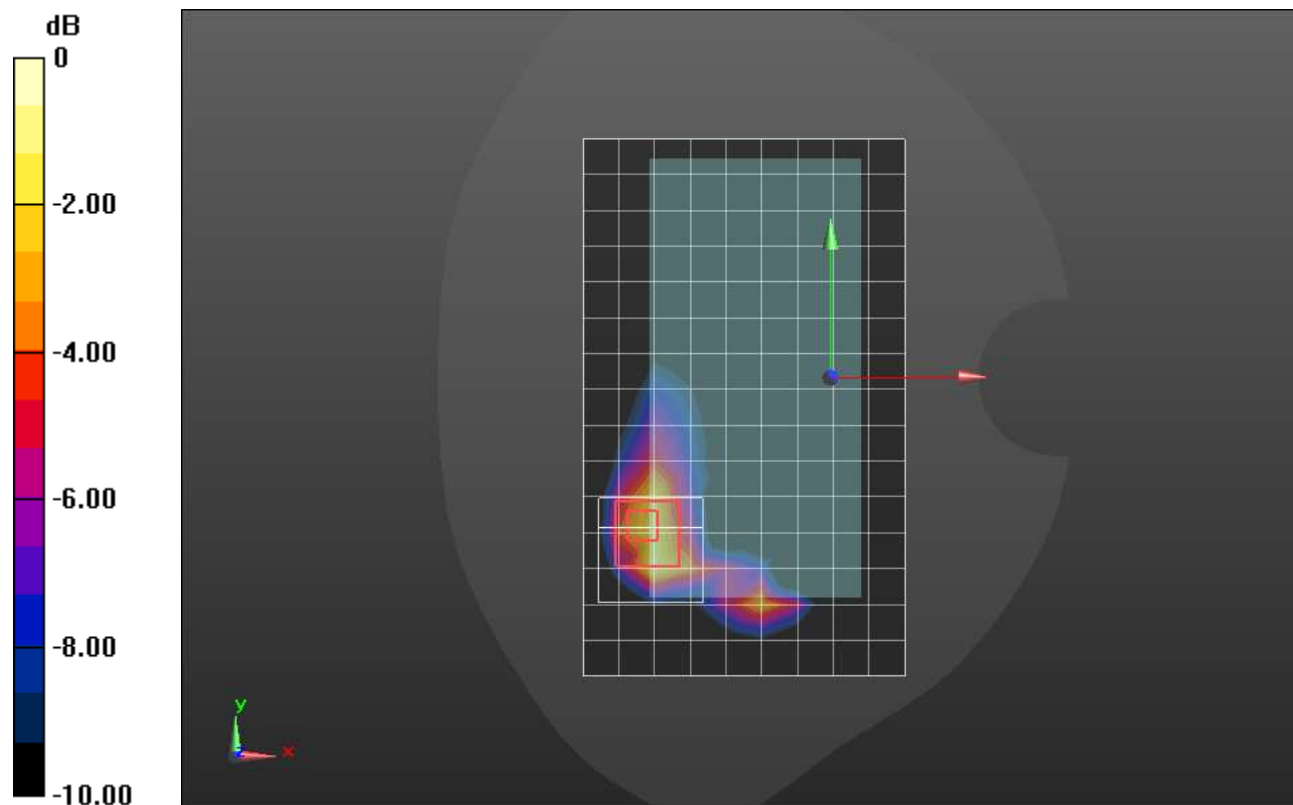
**SAR(1 g) = 0.776 W/kg; SAR(10 g) = 0.337 W/kg**

Smallest distance from peaks to all points 3 dB below = 7.1 mm

Ratio of SAR at M2 to SAR at M1 = 42%

[Info: Interpolated medium parameters used for SAR evaluation.](#)

Maximum value of SAR (measured) = 1.45 W/kg



0 dB = 1.45 W/kg = 1.61 dBW/kg

### n41 ANT 1

Frequency: 2593 MHz; Duty Cycle: 1:1; Room Ambient Temperature: 24.0°C; Liquid Temperature: 23.0°C  
 Medium parameters used (interpolated):  $f = 2593$  MHz;  $\sigma = 1.891$  S/m;  $\epsilon_r = 37.23$ ;  $\rho = 1000$  kg/m<sup>3</sup>

Dasy Configuration:

- Area Scan Setting: Find Secondary Maximum within 2.0 dB and with a peak SAR value greater than 0.0012 W/kg
- Electronics: DAE4 Sn1359; Calibrated: 1/7/2022
- Probe: EX3DV4 - SN3991; ConvF(7.9, 7.9, 7.9) @ 2593 MHz; Calibrated: 8/20/2021
- Sensor-Surface: 1.4mm (Mechanical Surface Detection)
- Phantom: Twin-SAM V8.0 (20deg probe tilt); Type: QD 000 P41 AA; Serial: 1956

**Edge 2/pi/2 BPSK RB 135,67 Ch 518598/Area Scan (7x16x1):** Measurement grid: dx=12mm, dy=12mm

[Info: Interpolated medium parameters used for SAR evaluation.](#)

Maximum value of SAR (measured) = 0.911 W/kg

**Edge 2/pi/2 BPSK RB 135,67 Ch 518598/Zoom Scan (7x8x7)/Cube 0:** Measurement grid: dx=5mm, dy=5mm, dz=5mm

Reference Value = 20.80 V/m; Power Drift = 0.19 dB

Peak SAR (extrapolated) = 1.91 W/kg

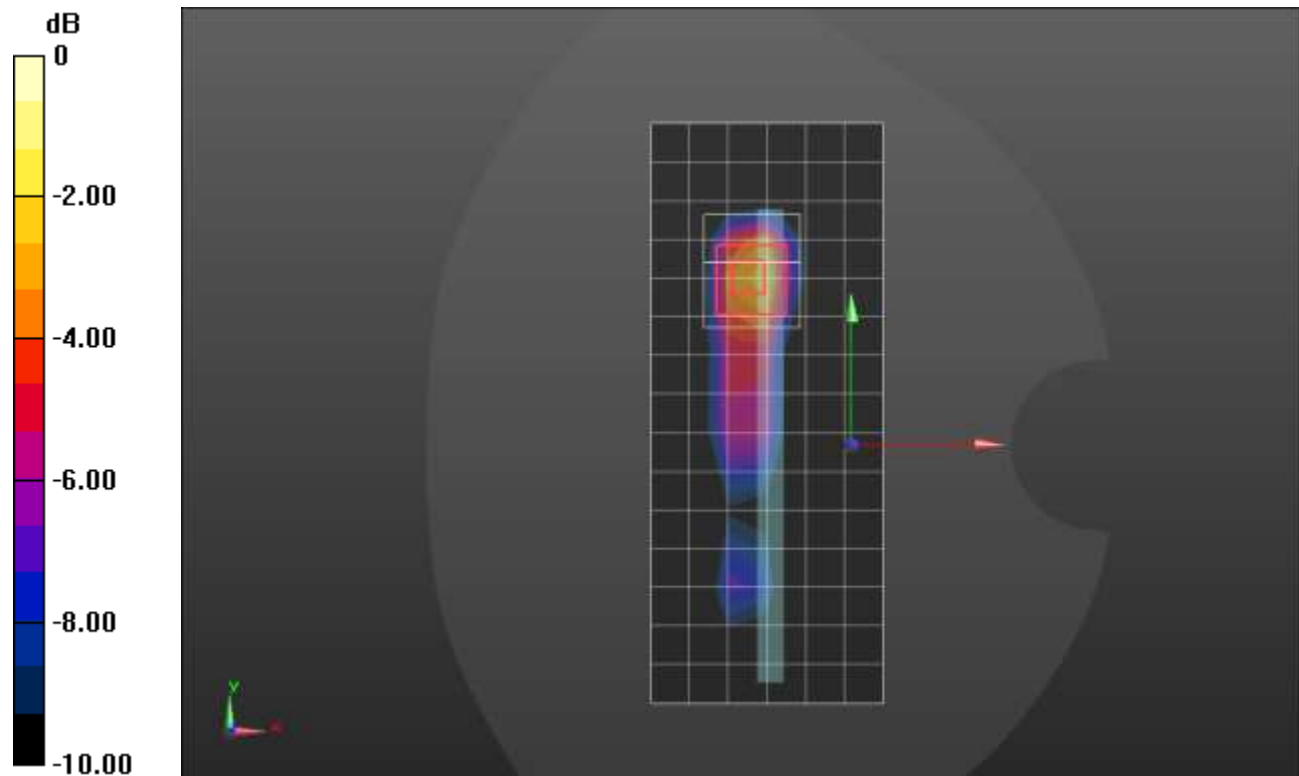
**SAR(1 g) = 0.822 W/kg; SAR(10 g) = 0.337 W/kg**

Smallest distance from peaks to all points 3 dB below = 6.7 mm

Ratio of SAR at M2 to SAR at M1 = 43.4%

[Info: Interpolated medium parameters used for SAR evaluation.](#)

Maximum value of SAR (measured) = 1.47 W/kg



0 dB = 1.47 W/kg = 1.67 dBW/kg

## n41 ANT 2

Frequency: 2593 MHz; Duty Cycle: 1:1; Room Ambient Temperature: 24.0°C; Liquid Temperature: 23.0°C  
 Medium parameters used (interpolated):  $f = 2593$  MHz;  $\sigma = 1.891$  S/m;  $\epsilon_r = 37.23$ ;  $\rho = 1000$  kg/m<sup>3</sup>

Dasy Configuration:

- Area Scan Setting: Find Secondary Maximum within 2.0 dB and with a peak SAR value greater than 0.0012 W/kg
- Electronics: DAE4 Sn1359; Calibrated: 1/7/2022
- Probe: EX3DV4 - SN3991; ConvF(7.9, 7.9, 7.9) @ 2593 MHz; Calibrated: 8/20/2021
- Sensor-Surface: 1.4mm (Mechanical Surface Detection (Locations From Previous Scan Used)), Sensor-Surface: 1.4mm (Mechanical Surface Detection)
- Phantom: Twin-SAM V8.0 (20deg probe tilt); Type: QD 000 P41 AA; Serial: 1956

**LHS/Touch\_pi/2 BPSK RB 135,67 Ch 518598/Area Scan (10x16x1):** Measurement grid: dx=12mm, dy=12mm

[Info: Interpolated medium parameters used for SAR evaluation.](#)

Maximum value of SAR (measured) = 0.962 W/kg

**LHS/Touch\_pi/2 BPSK RB 135,67 Ch 518598/Zoom Scan (7x7x7)/Cube 0:** Measurement grid: dx=5mm, dy=5mm, dz=5mm

Reference Value = 24.24 V/m; Power Drift = -0.00 dB

Peak SAR (extrapolated) = 1.82 W/kg

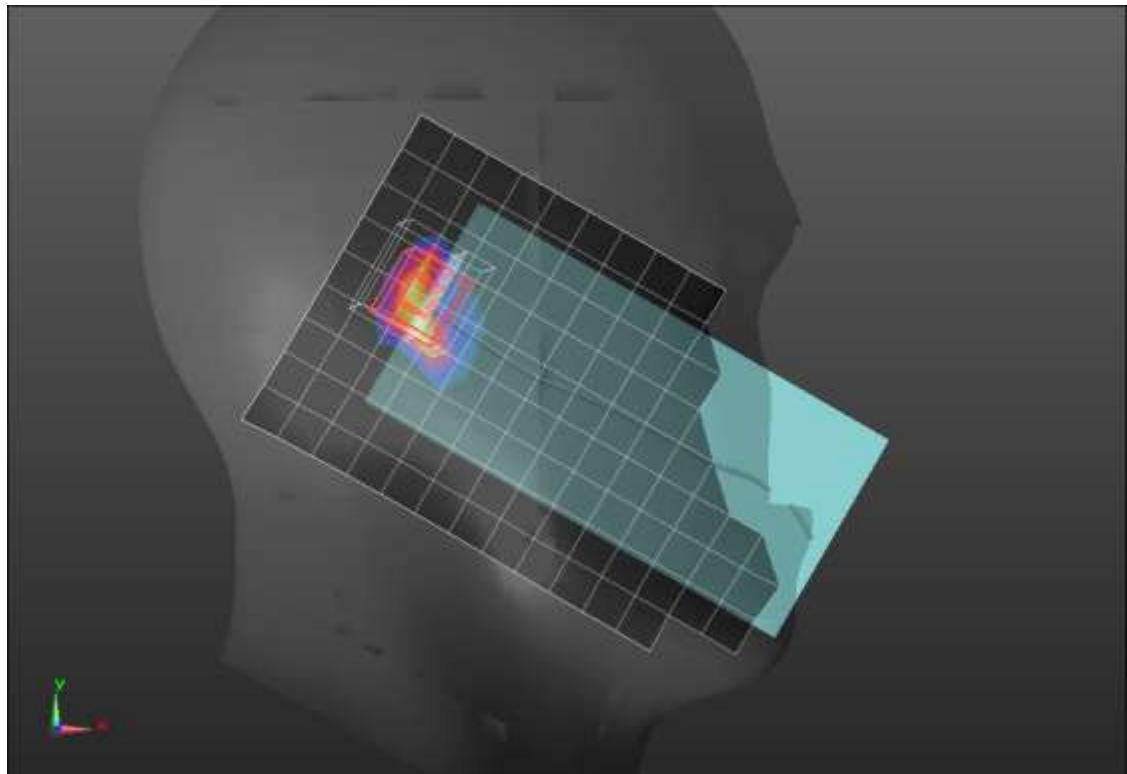
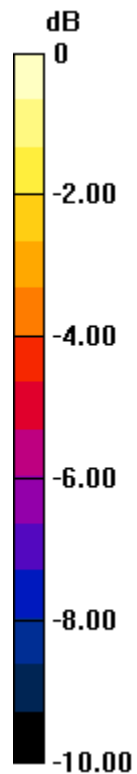
**SAR(1 g) = 0.695 W/kg; SAR(10 g) = 0.263 W/kg**

Smallest distance from peaks to all points 3 dB below = 5 mm

Ratio of SAR at M2 to SAR at M1 = 38.4%

[Info: Interpolated medium parameters used for SAR evaluation.](#)

Maximum value of SAR (measured) = 1.26 W/kg



0 dB = 1.26 W/kg = 1.00 dBW/kg



## n41 ANT 2

Frequency: 2593 MHz; Duty Cycle: 1:1; Room Ambient Temperature: 24.0°C; Liquid Temperature: 23.0°C  
 Medium parameters used (interpolated):  $f = 2593$  MHz;  $\sigma = 1.891$  S/m;  $\epsilon_r = 37.23$ ;  $\rho = 1000$  kg/m<sup>3</sup>

Dasy Configuration:

- Area Scan Setting: Find Secondary Maximum within 2.0 dB and with a peak SAR value greater than 0.0012 W/kg
- Electronics: DAE4 Sn1359; Calibrated: 1/7/2022
- Probe: EX3DV4 - SN3991; ConvF(7.9, 7.9, 7.9) @ 2593 MHz; Calibrated: 8/20/2021
- Sensor-Surface: 1.4mm (Mechanical Surface Detection (Locations From Previous Scan Used)), Sensor-Surface: 1.4mm (Mechanical Surface Detection)
- Phantom: Twin-SAM V8.0 (20deg probe tilt); Type: QD 000 P41 AA; Serial: 1956

**Front/pi/2 BPSK RB 135,67 Ch 518598/Area Scan (10x16x1):** Measurement grid: dx=12mm, dy=12mm

[Info: Interpolated medium parameters used for SAR evaluation.](#)

Maximum value of SAR (measured) = 0.873 W/kg

**Front/pi/2 BPSK RB 135,67 Ch 518598/Zoom Scan (7x7x7)/Cube 0:** Measurement grid: dx=5mm, dy=5mm, dz=5mm

Reference Value = 19.69 V/m; Power Drift = 0.00 dB

Peak SAR (extrapolated) = 1.16 W/kg

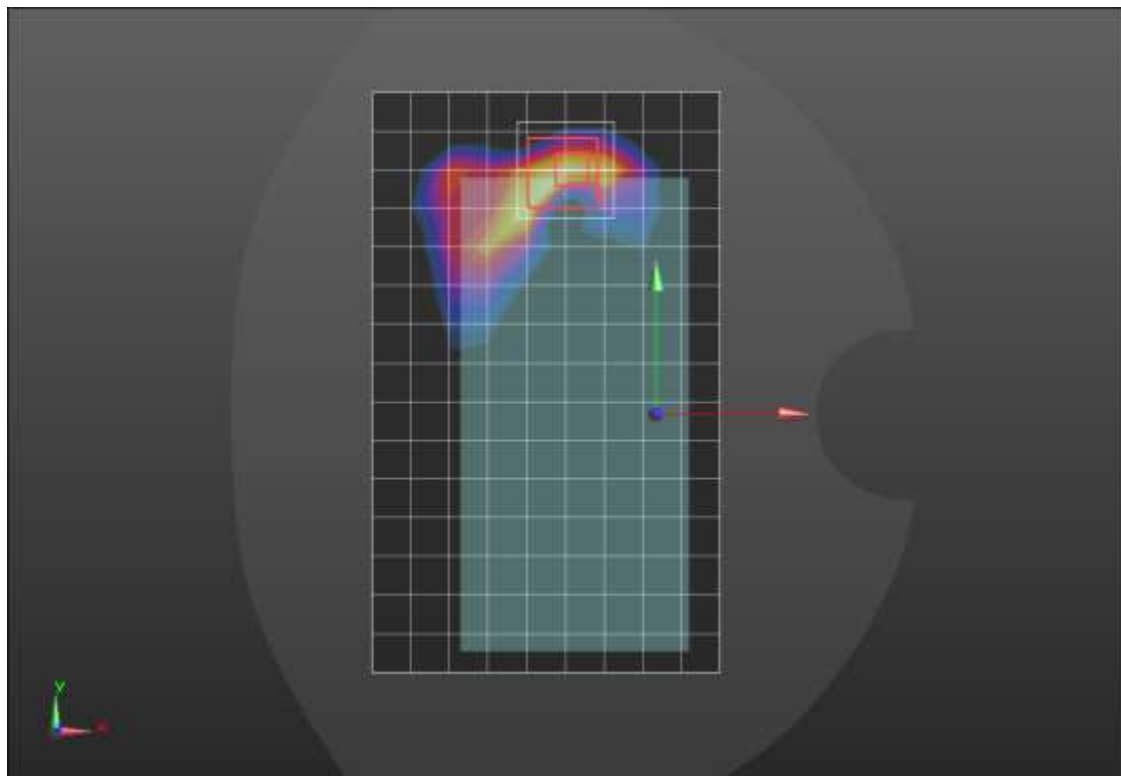
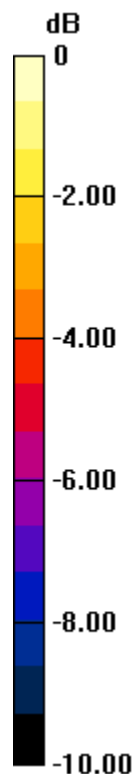
**SAR(1 g) = 0.476 W/kg; SAR(10 g) = 0.191 W/kg**

Smallest distance from peaks to all points 3 dB below = 5 mm

Ratio of SAR at M2 to SAR at M1 = 44.4%

[Info: Interpolated medium parameters used for SAR evaluation.](#)

Maximum value of SAR (measured) = 0.866 W/kg



0 dB = 0.866 W/kg = -0.62 dBW/kg

## n41 ANT 2

Frequency: 2593 MHz; Duty Cycle: 1:1; Room Ambient Temperature: 24.0°C; Liquid Temperature: 23.0°C  
 Medium parameters used (interpolated):  $f = 2593$  MHz;  $\sigma = 1.891$  S/m;  $\epsilon_r = 37.23$ ;  $\rho = 1000$  kg/m<sup>3</sup>

Dasy Configuration:

- Area Scan Setting: Find Secondary Maximum within 2.0 dB and with a peak SAR value greater than 0.0012 W/kg
- Electronics: DAE4 Sn1359; Calibrated: 1/7/2022
- Probe: EX3DV4 - SN3991; ConvF(7.9, 7.9, 7.9) @ 2593 MHz; Calibrated: 8/20/2021
- Sensor-Surface: 1.4mm (Mechanical Surface Detection (Locations From Previous Scan Used)), Sensor-Surface: 1.4mm (Mechanical Surface Detection)
- Phantom: Twin-SAM V8.0 (20deg probe tilt); Type: QD 000 P41 AA; Serial: 1956

**Edge 1/pi/2 BPSK RB 135,67 Ch 518598/Area Scan (7x10x1):** Measurement grid: dx=12mm, dy=12mm

[Info: Interpolated medium parameters used for SAR evaluation.](#)

Maximum value of SAR (measured) = 1.14 W/kg

**Edge 1/pi/2 BPSK RB 135,67 Ch 518598/Zoom Scan (7x7x7)/Cube 0:** Measurement grid: dx=5mm, dy=5mm, dz=5mm

Reference Value = 22.16 V/m; Power Drift = 0.14 dB

Peak SAR (extrapolated) = 1.55 W/kg

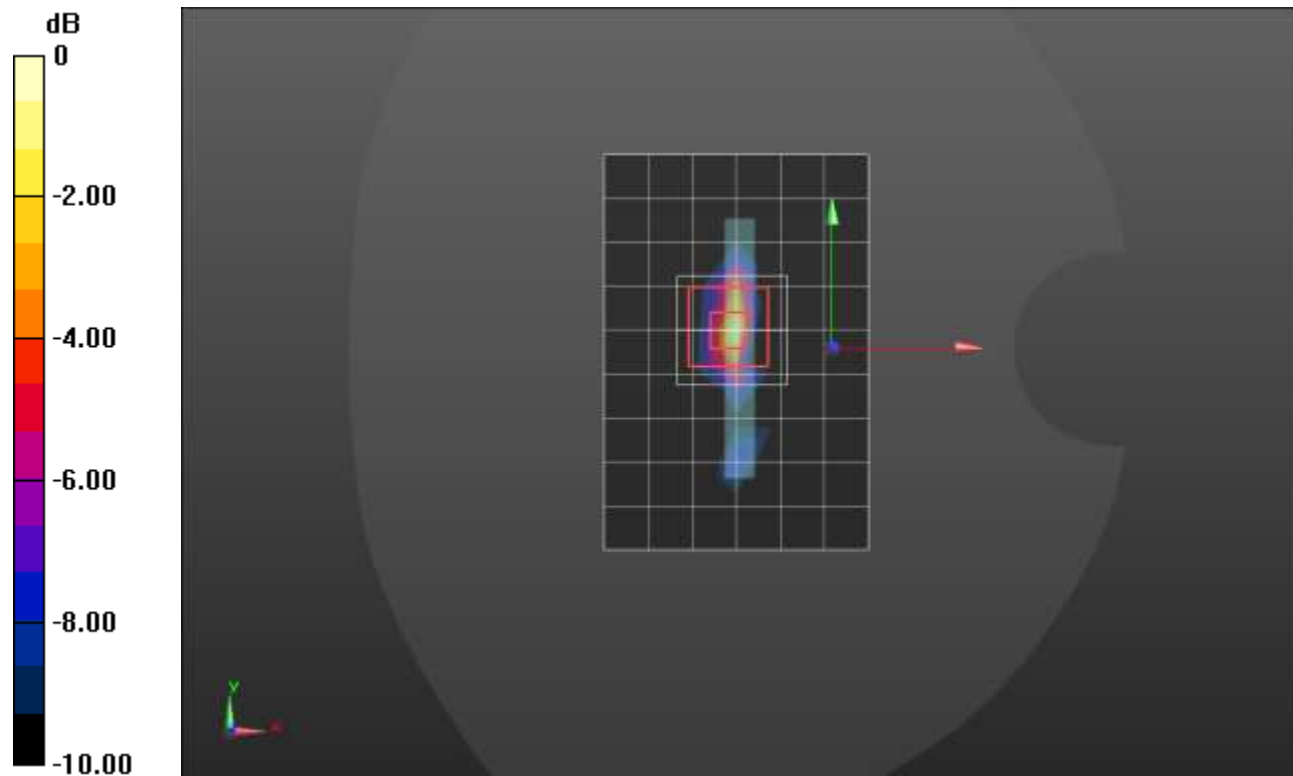
**SAR(1 g) = 0.614 W/kg; SAR(10 g) = 0.206 W/kg**

Smallest distance from peaks to all points 3 dB below = 6 mm

Ratio of SAR at M2 to SAR at M1 = 44.2%

[Info: Interpolated medium parameters used for SAR evaluation.](#)

Maximum value of SAR (measured) = 1.17 W/kg



0 dB = 1.17 W/kg = 0.68 dBW/kg

### n41 ANT 3

Frequency: 2593 MHz; Duty Cycle: 1:1; Room Ambient Temperature: 24.0°C; Liquid Temperature: 23.0°C  
 Medium parameters used (interpolated):  $f = 2593$  MHz;  $\sigma = 1.947$  S/m;  $\epsilon_r = 40.856$ ;  $\rho = 1000$  kg/m<sup>3</sup>

Dasy Configuration:

- Area Scan Setting: Find Secondary Maximum within 2.0 dB and with a peak SAR value greater than 0.0012 W/kg
- Electronics: DAE4 Sn1540; Calibrated: 1/11/2022
- Probe: EX3DV4 - SN7356; ConvF(7.99, 7.99, 7.99) @ 2593 MHz; Calibrated: 3/24/2022
- Sensor-Surface: 1.4mm (Mechanical Surface Detection)
- Phantom: Twin-SAM V5.0 (20deg probe tilt); Type: SAM;

**LHS/Touch\_pi/2 BPSK RB 1,136 Ch 518598/Area Scan (10x16x1):** Measurement grid: dx=12mm, dy=12mm

[Info: Interpolated medium parameters used for SAR evaluation.](#)

Maximum value of SAR (measured) = 0.634 W/kg

**LHS/Touch\_pi/2 BPSK RB 1,136 Ch 518598/Zoom Scan (7x8x7)/Cube 0:** Measurement grid:

dx=5mm, dy=5mm, dz=5mm

Reference Value = 17.33 V/m; Power Drift = -0.05 dB

Peak SAR (extrapolated) = 0.798 W/kg

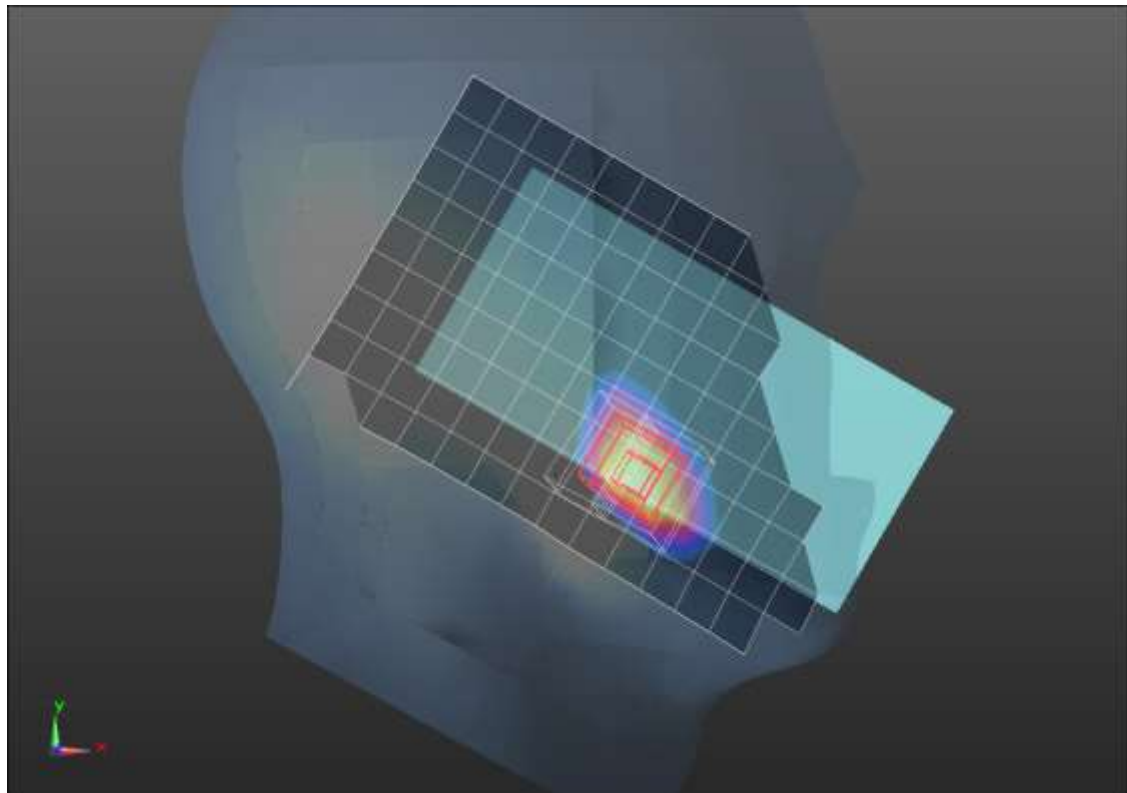
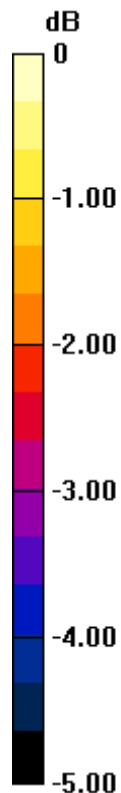
**SAR(1 g) = 0.439 W/kg; SAR(10 g) = 0.238 W/kg**

Smallest distance from peaks to all points 3 dB below = 10.8 mm

Ratio of SAR at M2 to SAR at M1 = 56%

[Info: Interpolated medium parameters used for SAR evaluation.](#)

Maximum value of SAR (measured) = 0.661 W/kg



0 dB = 0.661 W/kg = -1.80 dBW/kg

### n41 ANT 3

Frequency: 2593 MHz; Duty Cycle: 1:1; Room Ambient Temperature: 24.0°C; Liquid Temperature: 23.0°C  
 Medium parameters used (interpolated):  $f = 2593$  MHz;  $\sigma = 1.966$  S/m;  $\epsilon_r = 37.197$ ;  $\rho = 1000$  kg/m<sup>3</sup>

Dasy Configuration:

- Area Scan Setting: Find Secondary Maximum within 2.0 dB and with a peak SAR value greater than 0.0012 W/kg
- Electronics: DAE4 Sn1433; Calibrated: 2/23/2022
- Probe: EX3DV4 - SN3929; ConvF(6.98, 6.98, 6.98) @ 2593 MHz; Calibrated: 3/23/2022
- Sensor-Surface: 1.4mm (Mechanical Surface Detection (Locations From Previous Scan Used)), Sensor-Surface: 1.4mm (Mechanical Surface Detection)
- Phantom: Twin-SAM V8.0 (20deg probe tilt); Type: QD 000 P41 AA; Serial: 1956

**Rear/pi/2 BPSK RB 135,67 Ch 518598/Area Scan (9x15x1):** Measurement grid: dx=12mm, dy=12mm

[Info: Interpolated medium parameters used for SAR evaluation.](#)

Maximum value of SAR (measured) = 0.702 W/kg

**Rear/pi/2 BPSK RB 135,67 Ch 518598/Zoom Scan (7x8x7)/Cube 0:** Measurement grid: dx=5mm, dy=5mm, dz=5mm

Reference Value = 17.09 V/m; Power Drift = -0.09 dB

Peak SAR (extrapolated) = 1.11 W/kg

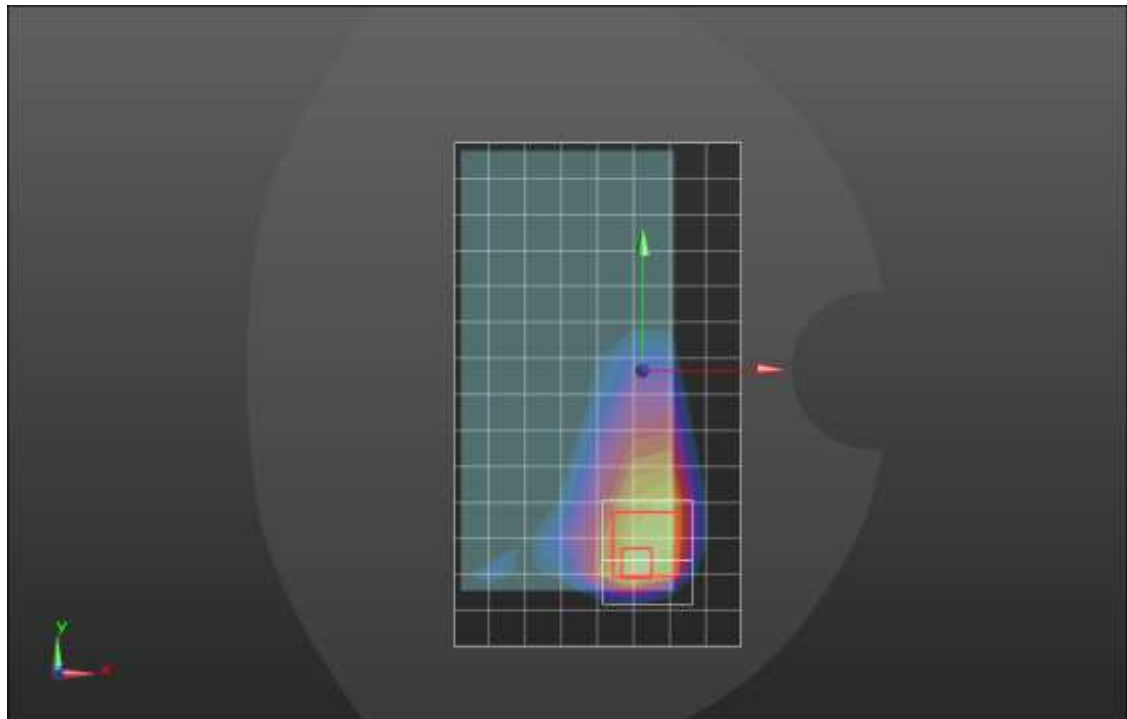
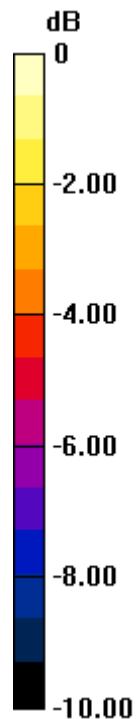
**SAR(1 g) = 0.425 W/kg; SAR(10 g) = 0.197 W/kg**

Smallest distance from peaks to all points 3 dB below = 8 mm

Ratio of SAR at M2 to SAR at M1 = 37.3%

[Info: Interpolated medium parameters used for SAR evaluation.](#)

Maximum value of SAR (measured) = 0.818 W/kg



0 dB = 0.818 W/kg = -0.87 dBW/kg

### n41 ANT 3

Frequency: 2593 MHz; Duty Cycle: 1:1; Room Ambient Temperature: 24.0°C; Liquid Temperature: 23.0°C  
 Medium parameters used (interpolated):  $f = 2593$  MHz;  $\sigma = 1.966$  S/m;  $\epsilon_r = 37.197$ ;  $\rho = 1000$  kg/m<sup>3</sup>

Dasy Configuration:

- Area Scan Setting: Find Secondary Maximum within 2.0 dB and with a peak SAR value greater than 0.0012 W/kg
- Electronics: DAE4 Sn1433; Calibrated: 2/23/2022
- Probe: EX3DV4 - SN3929; ConvF(6.98, 6.98, 6.98) @ 2593 MHz; Calibrated: 3/23/2022
- Sensor-Surface: 1.4mm (Mechanical Surface Detection (Locations From Previous Scan Used)), Sensor-Surface: 1.4mm (Mechanical Surface Detection)
- Phantom: Twin-SAM V8.0 (20deg probe tilt); Type: QD 000 P41 AA; Serial: 1956

**Edge 4/pi/2 BPSK RB 135,67 Ch 518598/Area Scan (7x16x1):** Measurement grid: dx=12mm, dy=12mm

[Info: Interpolated medium parameters used for SAR evaluation.](#)

Maximum value of SAR (measured) = 1.03 W/kg

**Edge 4/pi/2 BPSK RB 135,67 Ch 518598/Zoom Scan (7x7x7)/Cube 0:** Measurement grid: dx=5mm, dy=5mm, dz=5mm

Reference Value = 20.18 V/m; Power Drift = 0.15 dB

Peak SAR (extrapolated) = 1.55 W/kg

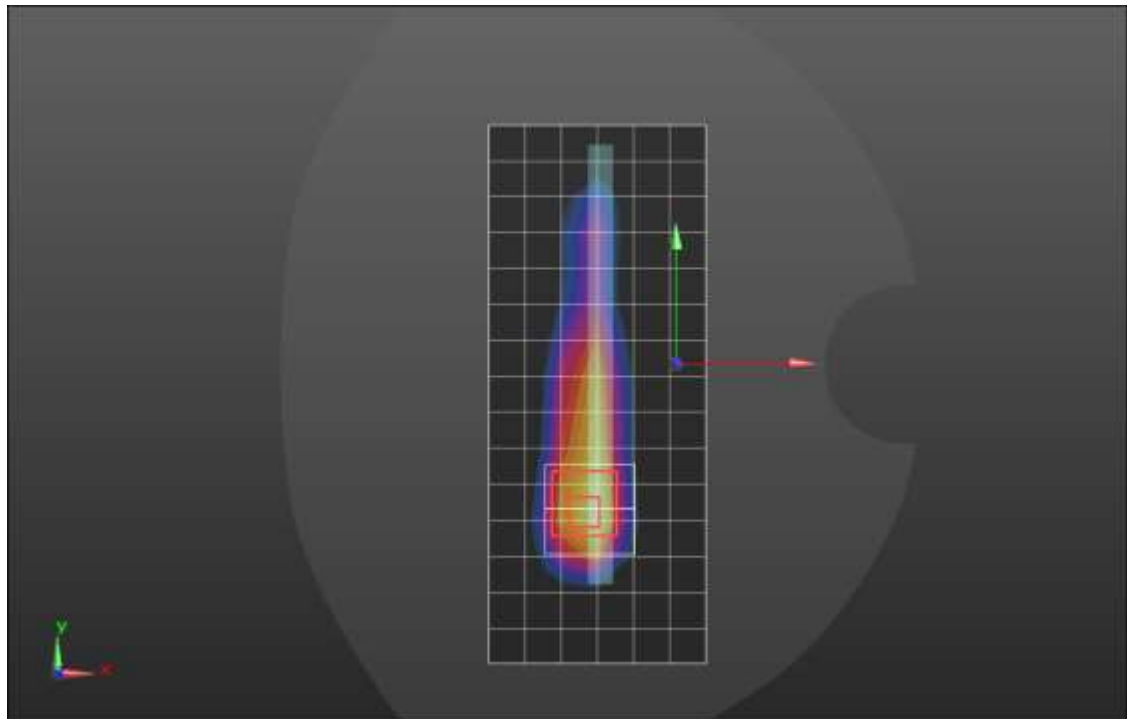
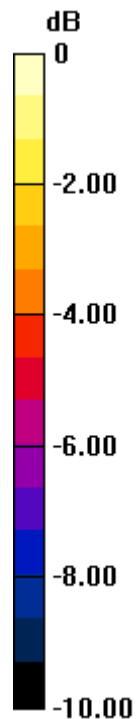
**SAR(1 g) = 0.681 W/kg; SAR(10 g) = 0.301 W/kg**

Smallest distance from peaks to all points 3 dB below = 8 mm

Ratio of SAR at M2 to SAR at M1 = 46.8%

[Info: Interpolated medium parameters used for SAR evaluation.](#)

Maximum value of SAR (measured) = 1.13 W/kg



0 dB = 1.13 W/kg = 0.53 dBW/kg

### n41 ANT 4

Frequency: 2593 MHz; Duty Cycle: 1:1; Room Ambient Temperature: 24.0°C; Liquid Temperature: 23.0°C  
Medium parameters used (interpolated):  $f = 2593$  MHz;  $\sigma = 1.921$  S/m;  $\epsilon_r = 37.642$ ;  $\rho = 1000$  kg/m<sup>3</sup>

Dasy Configuration:

- Area Scan Setting: Find Secondary Maximum within 2.0 dB and with a peak SAR value greater than 0.0012 W/kg
- Electronics: DAE4 Sn1434; Calibrated: 11/11/2021
- Probe: EX3DV4 - SN7569; ConvF(7.45, 7.45, 7.45) @ 2593 MHz; Calibrated: 4/26/2022
- Sensor-Surface: 1.4mm (Mechanical Surface Detection)
- Phantom: Twin-SAM V8.0 (20deg probe tilt); Type: QD 000 P41 AA; Serial: 1956

**LHS/Touch\_Pi/2 BPSK RB 135,67 Ch 518598/Area Scan (10x16x1):** Measurement grid: dx=12mm, dy=12mm

Maximum value of SAR (measured) = 0.785 W/kg

**LHS/Touch\_Pi/2 BPSK RB 135,67 Ch 518598/Zoom Scan (7x7x7)/Cube 0:** Measurement grid: dx=5mm, dy=5mm, dz=5mm

Reference Value = 14.88 V/m; Power Drift = 0.11 dB

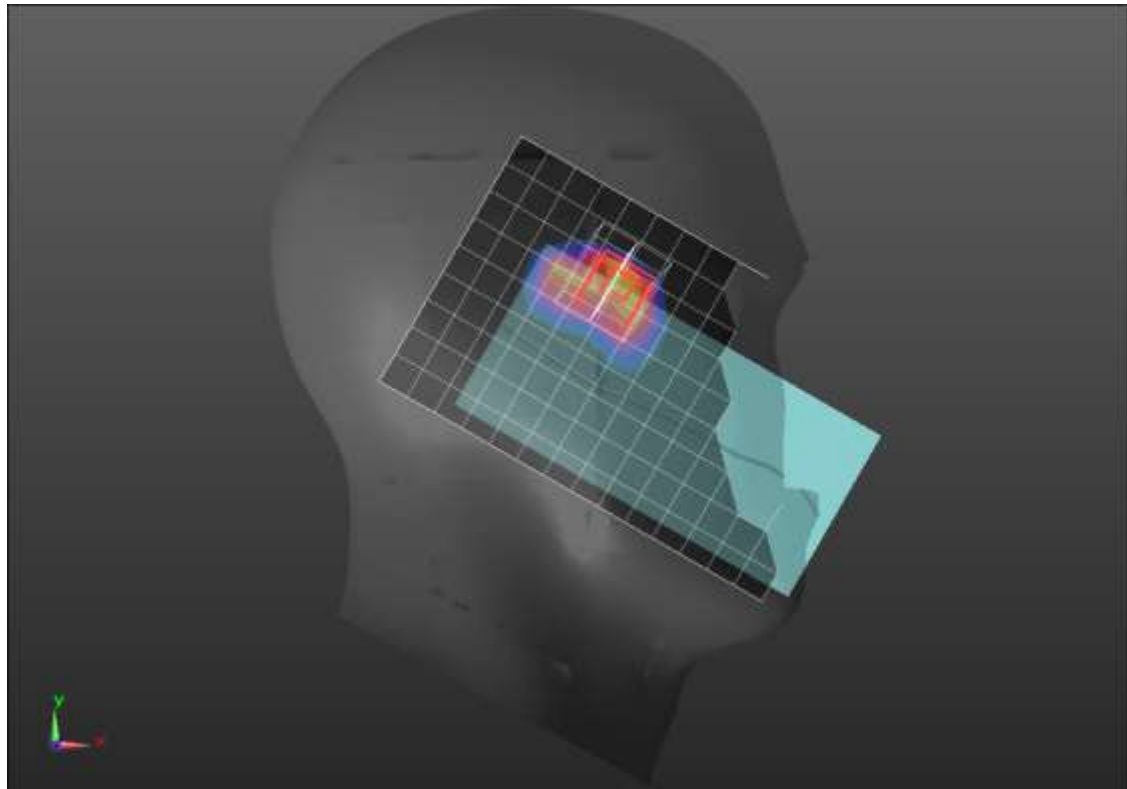
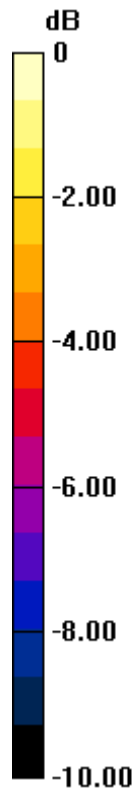
Peak SAR (extrapolated) = 1.69 W/kg

**SAR(1 g) = 0.630 W/kg; SAR(10 g) = 0.259 W/kg**

Smallest distance from peaks to all points 3 dB below = 6 mm

Ratio of SAR at M2 to SAR at M1 = 40.2%

Maximum value of SAR (measured) = 1.18 W/kg



0 dB = 1.18 W/kg = 0.72 dBW/kg

### n41 ANT 4

Frequency: 2593 MHz; Duty Cycle: 1:1; Room Ambient Temperature: 24.0°C; Liquid Temperature: 23.0°C  
 Medium parameters used (interpolated):  $f = 2593$  MHz;  $\sigma = 1.921$  S/m;  $\epsilon_r = 37.642$ ;  $\rho = 1000$  kg/m<sup>3</sup>

Dasy Configuration:

- Area Scan Setting: Find Secondary Maximum within 2.0 dB and with a peak SAR value greater than 0.0012 W/kg
- Electronics: DAE4 Sn1434; Calibrated: 11/11/2021
- Probe: EX3DV4 - SN7569; ConvF(7.45, 7.45, 7.45) @ 2593 MHz; Calibrated: 4/26/2022
- Sensor-Surface: 1.4mm (Mechanical Surface Detection (Locations From Previous Scan Used)), Sensor-Surface: 1.4mm (Mechanical Surface Detection)
- Phantom: Twin-SAM V8.0 (20deg probe tilt); Type: QD 000 P41 AA; Serial: 1956

**Rear/pi/2 BPSK RB 135,67 Ch 518598/Area Scan (10x16x1):** Measurement grid: dx=12mm, dy=12mm  
 Maximum value of SAR (measured) = 0.799 W/kg

**Rear/pi/2 BPSK RB 135,67 Ch 518598/Zoom Scan (7x7x7)/Cube 0:** Measurement grid: dx=5mm, dy=5mm, dz=5mm

Reference Value = 18.79 V/m; Power Drift = -0.07 dB

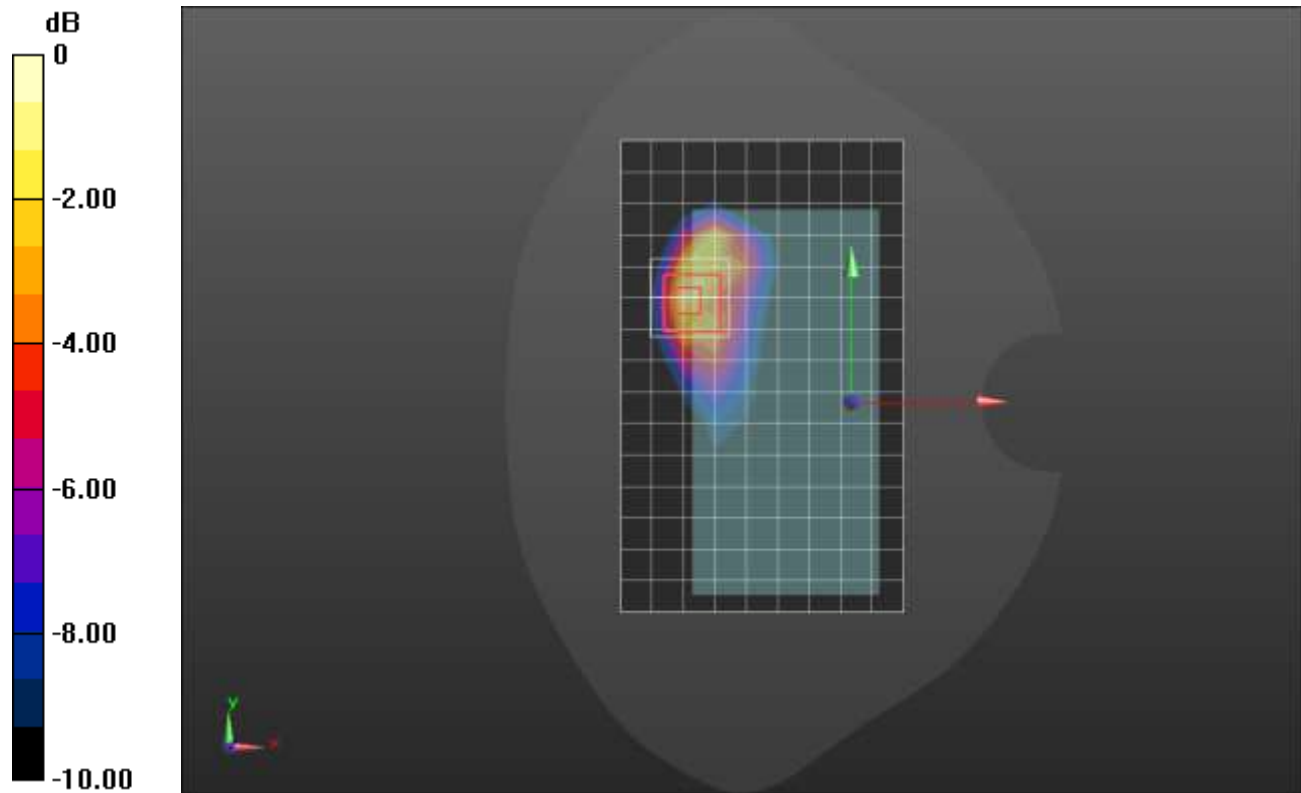
Peak SAR (extrapolated) = 1.06 W/kg

**SAR(1 g) = 0.448 W/kg; SAR(10 g) = 0.198 W/kg**

Smallest distance from peaks to all points 3 dB below = 7.1 mm

Ratio of SAR at M2 to SAR at M1 = 42.9%

Maximum value of SAR (measured) = 0.829 W/kg



0 dB = 0.829 W/kg = -0.81 dBW/kg

### n41 ANT 4

Frequency: 2593 MHz; Duty Cycle: 1:1; Room Ambient Temperature: 24.0°C; Liquid Temperature: 23.0°C  
 Medium parameters used (interpolated):  $f = 2593 \text{ MHz}$ ;  $\sigma = 1.921 \text{ S/m}$ ;  $\epsilon_r = 37.642$ ;  $\rho = 1000 \text{ kg/m}^3$

Dasy Configuration:

- Area Scan Setting: Find Secondary Maximum within 2.0 dB and with a peak SAR value greater than 0.0012 W/kg
- Electronics: DAE4 Sn1434; Calibrated: 11/11/2021
- Probe: EX3DV4 - SN7569; ConvF(7.45, 7.45, 7.45) @ 2593 MHz; Calibrated: 4/26/2022
- Sensor-Surface: 1.4mm (Mechanical Surface Detection)
- Phantom: Twin-SAM V8.0 (20deg probe tilt); Type: QD 000 P41 AA; Serial: 1956

**Edge 2/Pi/2 BPSK RB 135,67 Ch 518598/Area Scan (7x16x1):** Measurement grid:  $dx=12\text{mm}$ ,  $dy=12\text{mm}$   
 Maximum value of SAR (measured) = 1.30 W/kg

**Edge 2/Pi/2 BPSK RB 135,67 Ch 518598/Zoom Scan (7x7x7)/Cube 0:** Measurement grid:  $dx=5\text{mm}$ ,  $dy=5\text{mm}$ ,  $dz=5\text{mm}$

Reference Value = 24.04 V/m; Power Drift = 0.14 dB

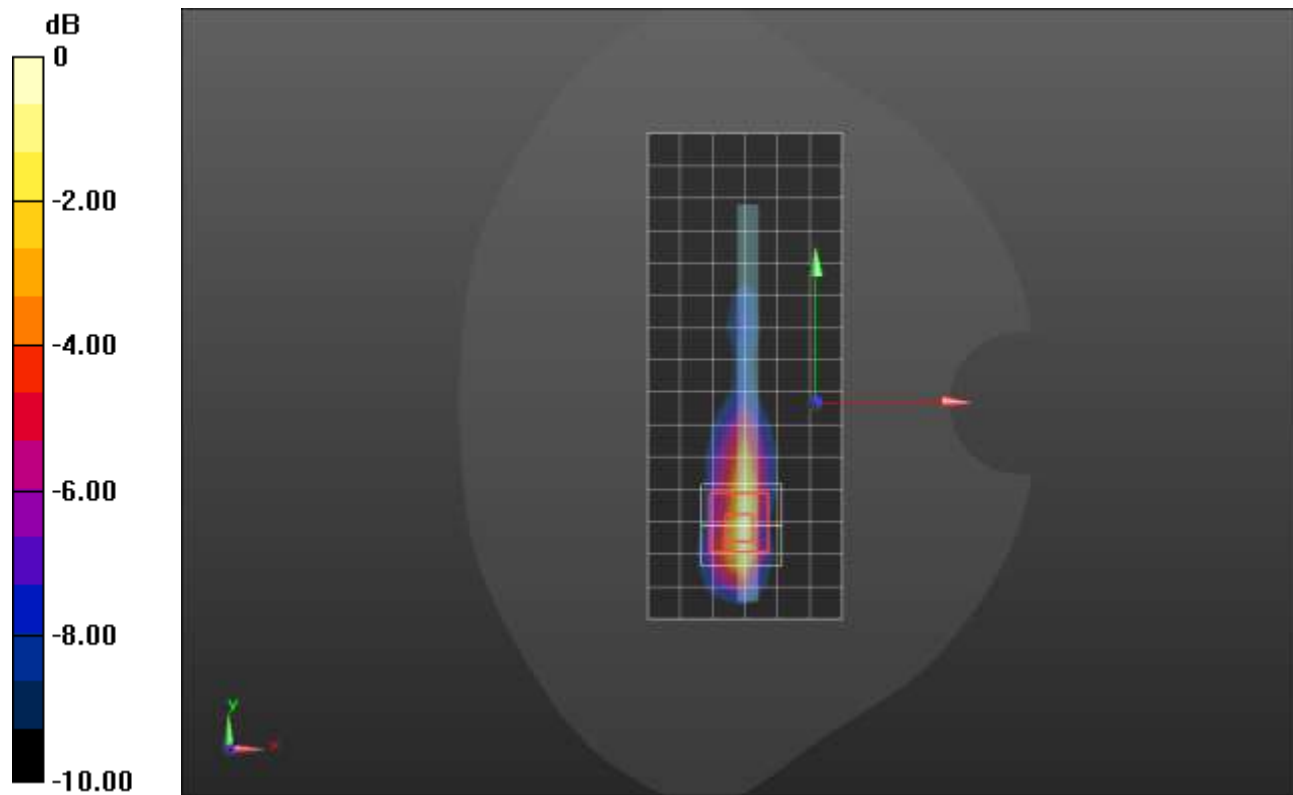
Peak SAR (extrapolated) = 1.82 W/kg

**SAR(1 g) = 0.767 W/kg; SAR(10 g) = 0.317 W/kg**

Smallest distance from peaks to all points 3 dB below = 6 mm

Ratio of SAR at M2 to SAR at M1 = 44.1%

Maximum value of SAR (measured) = 1.42 W/kg



0 dB = 1.42 W/kg = 1.52 dBW/kg



### n53 ANT 1

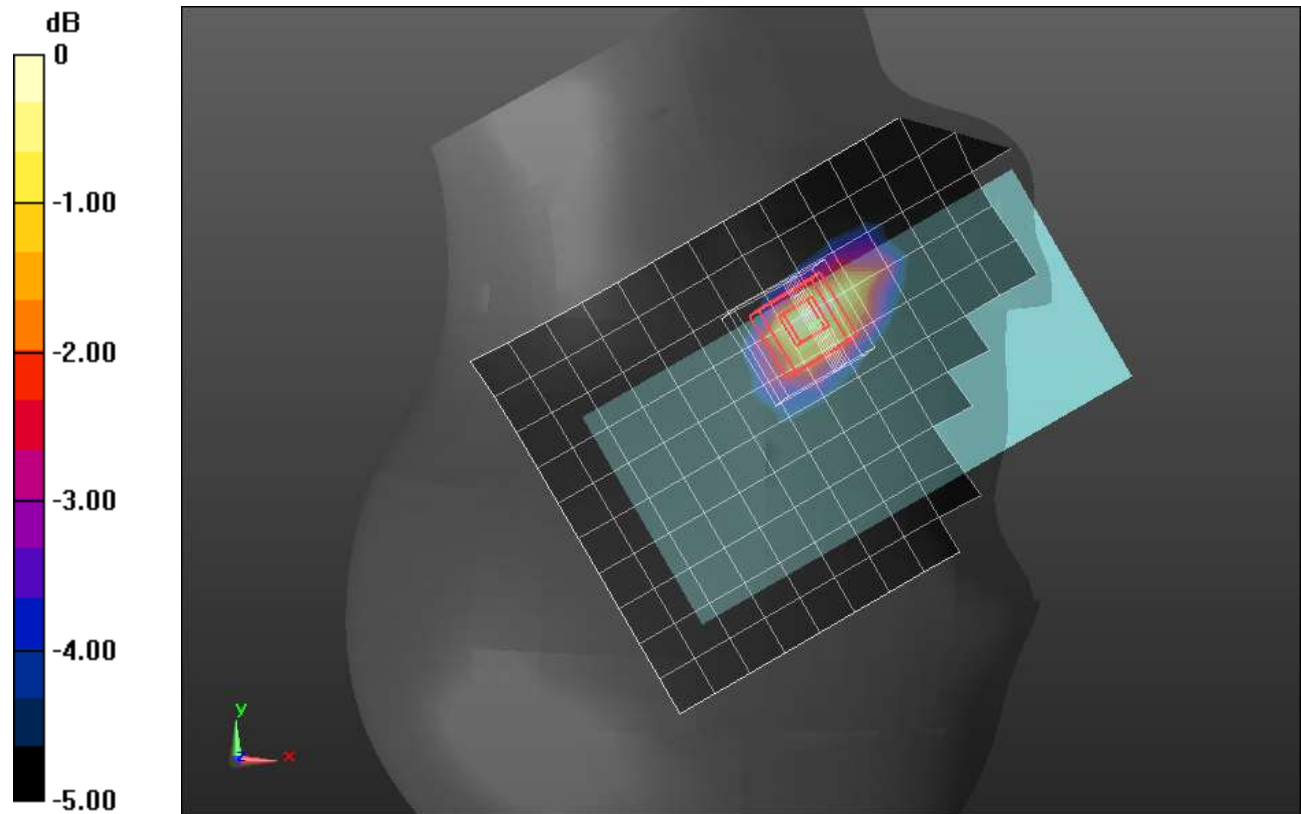
Frequency: 2489.3 MHz; Duty Cycle: 1:1; Room Ambient Temperature: 24.0°C; Liquid Temperature: 23.0°C  
 Medium parameters used:  $f = 2490$  MHz;  $\sigma = 1.808$  S/m;  $\epsilon_r = 38.273$ ;  $\rho = 1000$  kg/m<sup>3</sup>

Dasy Configuration:

- Area Scan Setting: Find Secondary Maximum within 2.0 dB and with a peak SAR value greater than 0.0012 W/kg
- Electronics: DAE4 Sn1352; Calibrated: 11/9/2021
- Probe: EX3DV4 - SN3773; ConvF(7.17, 7.17, 7.17) @ 2489.3 MHz; Calibrated: 2/28/2022
- Sensor-Surface: 1.4mm (Mechanical Surface Detection)
- Phantom: Twin-SAM V5.0 (30deg probe tilt); Type: QD 000 P40 CD; Serial: 1740

**RHS/Touch\_pi/2 BPSK RB 12,6 Ch 497860/Area Scan (11x17x1):** Measurement grid: dx=12mm, dy=12mm  
 Maximum value of SAR (measured) = 0.271 W/kg

**RHS/Touch\_pi/2 BPSK RB 12,6 Ch 497860/Zoom Scan (7x7x7)/Cube 0:** Measurement grid: dx=5mm, dy=5mm, dz=5mm  
 Reference Value = 11.33 V/m; Power Drift = 0.01 dB  
 Peak SAR (extrapolated) = 0.331 W/kg  
**SAR(1 g) = 0.178 W/kg; SAR(10 g) = 0.099 W/kg**  
 Smallest distance from peaks to all points 3 dB below = 13 mm  
 Ratio of SAR at M2 to SAR at M1 = 54.2%  
 Maximum value of SAR (measured) = 0.268 W/kg



0 dB = 0.268 W/kg = -5.72 dBW/kg

### n53 ANT 1

Frequency: 2489.3 MHz; Duty Cycle: 1:1; Room Ambient Temperature: 24.0°C; Liquid Temperature: 23.0°C  
 Medium parameters used:  $f = 2490$  MHz;  $\sigma = 1.808$  S/m;  $\epsilon_r = 38.273$ ;  $\rho = 1000$  kg/m<sup>3</sup>

Dasy Configuration:

- Area Scan Setting: Find Secondary Maximum within 2.0 dB and with a peak SAR value greater than 0.0012 W/kg
- Electronics: DAE4 Sn1352; Calibrated: 11/9/2021
- Probe: EX3DV4 - SN3773; ConvF(7.17, 7.17, 7.17) @ 2489.3 MHz; Calibrated: 2/28/2022
- Sensor-Surface: 1.4mm (Mechanical Surface Detection (Locations From Previous Scan Used)), Sensor-Surface: 1.4mm (Mechanical Surface Detection)
- Phantom: Twin-SAM V5.0 (30deg probe tilt); Type: QD 000 P40 CD; Serial: 1740

**Rear/pi/2 BPSK RB 12,6 Ch 497860/Area Scan (10x16x1):** Measurement grid: dx=12mm, dy=12mm  
 Maximum value of SAR (measured) = 0.702 W/kg

**Rear/pi/2 BPSK RB 12,6 Ch 497860/Zoom Scan (7x7x7)/Cube 0:** Measurement grid: dx=5mm, dy=5mm, dz=5mm

Reference Value = 17.56 V/m; Power Drift = 0.07 dB

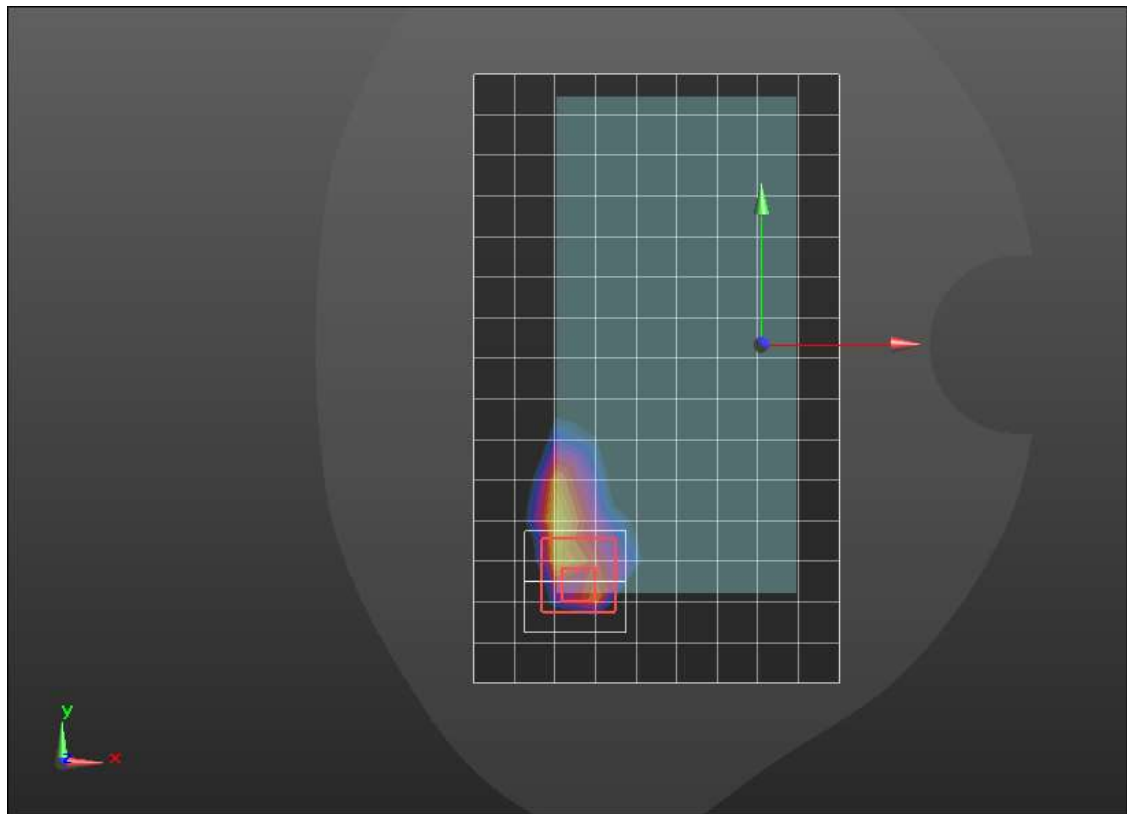
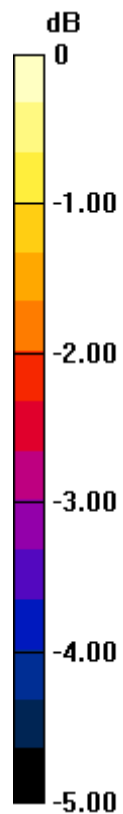
Peak SAR (extrapolated) = 1.08 W/kg

**SAR(1 g) = 0.459 W/kg; SAR(10 g) = 0.201 W/kg**

Smallest distance from peaks to all points 3 dB below = 8 mm

Ratio of SAR at M2 to SAR at M1 = 44.2%

Maximum value of SAR (measured) = 0.827 W/kg



0 dB = 0.827 W/kg = -0.82 dBW/kg

### n53 ANT 1

Frequency: 2489.3 MHz; Duty Cycle: 1:1; Room Ambient Temperature: 24.0°C; Liquid Temperature: 23.0°C  
 Medium parameters used:  $f = 2490$  MHz;  $\sigma = 1.808$  S/m;  $\epsilon_r = 38.273$ ;  $\rho = 1000$  kg/m<sup>3</sup>

Dasy Configuration:

- Area Scan Setting: Find Secondary Maximum within 2.0 dB and with a peak SAR value greater than 0.0012 W/kg
- Electronics: DAE4 Sn1352; Calibrated: 11/9/2021
- Probe: EX3DV4 - SN3773; ConvF(7.17, 7.17, 7.17) @ 2489.3 MHz; Calibrated: 2/28/2022
- Sensor-Surface: 1.4mm (Mechanical Surface Detection (Locations From Previous Scan Used)), Sensor-Surface: 1.4mm (Mechanical Surface Detection)
- Phantom: Twin-SAM V5.0 (30deg probe tilt); Type: QD 000 P40 CD; Serial: 1740

**Edge 2/pi/2 BPSK RB 12,6 Ch 497860/Area Scan (6x16x1):** Measurement grid: dx=12mm, dy=12mm  
 Maximum value of SAR (measured) = 0.837 W/kg

**Edge 2/pi/2 BPSK RB 12,6 Ch 497860/Zoom Scan (7x7x7)/Cube 0:** Measurement grid: dx=5mm, dy=5mm, dz=5mm

Reference Value = 18.65 V/m; Power Drift = 0.08 dB

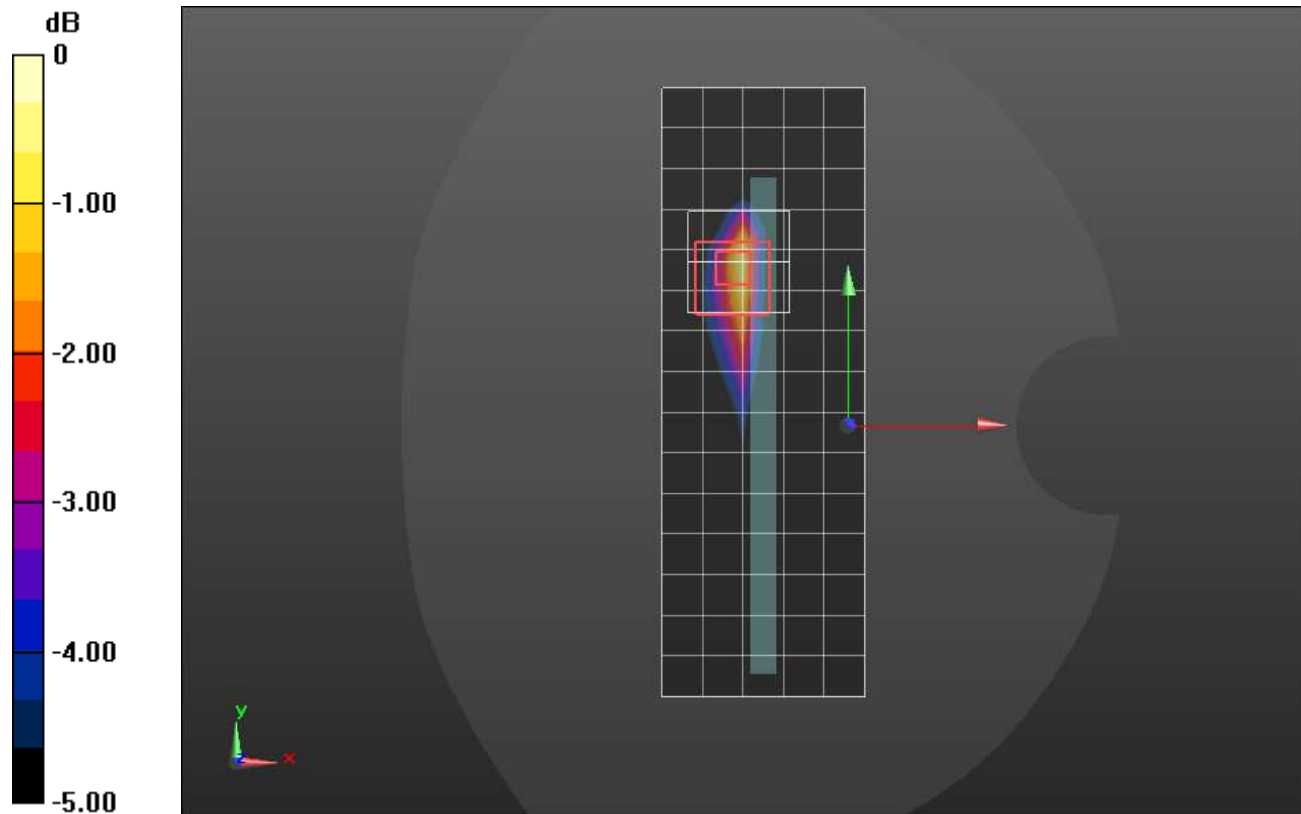
Peak SAR (extrapolated) = 1.23 W/kg

**SAR(1 g) = 0.508 W/kg; SAR(10 g) = 0.222 W/kg**

Smallest distance from peaks to all points 3 dB below = 7 mm

Ratio of SAR at M2 to SAR at M1 = 44.5%

Maximum value of SAR (measured) = 0.878 W/kg



0 dB = 0.878 W/kg = -0.57 dBW/kg

## n53 ANT 2

Frequency: 2489.3 MHz; Duty Cycle: 1:1; Room Ambient Temperature: 24.0°C; Liquid Temperature: 23.0°C  
 Medium parameters used:  $f = 2490$  MHz;  $\sigma = 1.808$  S/m;  $\epsilon_r = 38.273$ ;  $\rho = 1000$  kg/m<sup>3</sup>

Dasy Configuration:

- Area Scan Setting: Find Secondary Maximum within 2.0 dB and with a peak SAR value greater than 0.0012 W/kg
- Electronics: DAE4 Sn1352; Calibrated: 11/9/2021
- Probe: EX3DV4 - SN3773; ConvF(7.17, 7.17, 7.17) @ 2489.3 MHz; Calibrated: 2/28/2022
- Sensor-Surface: 1.4mm (Mechanical Surface Detection (Locations From Previous Scan Used)), Sensor-Surface: 1.4mm (Mechanical Surface Detection)
- Phantom: Twin-SAM V5.0 (30deg probe tilt); Type: QD 000 P40 CD; Serial: 1740

**LHS/Touch\_pi/2 BPSK RB 12,6 Ch 497860/Area Scan (11x17x1):** Measurement grid: dx=12mm, dy=12mm

Maximum value of SAR (measured) = 1.11 W/kg

**LHS/Touch\_pi/2 BPSK RB 12,6 Ch 497860/Zoom Scan (7x7x7)/Cube 0:** Measurement grid:

dx=5mm, dy=5mm, dz=5mm

Reference Value = 17.87 V/m; Power Drift = 0.06 dB

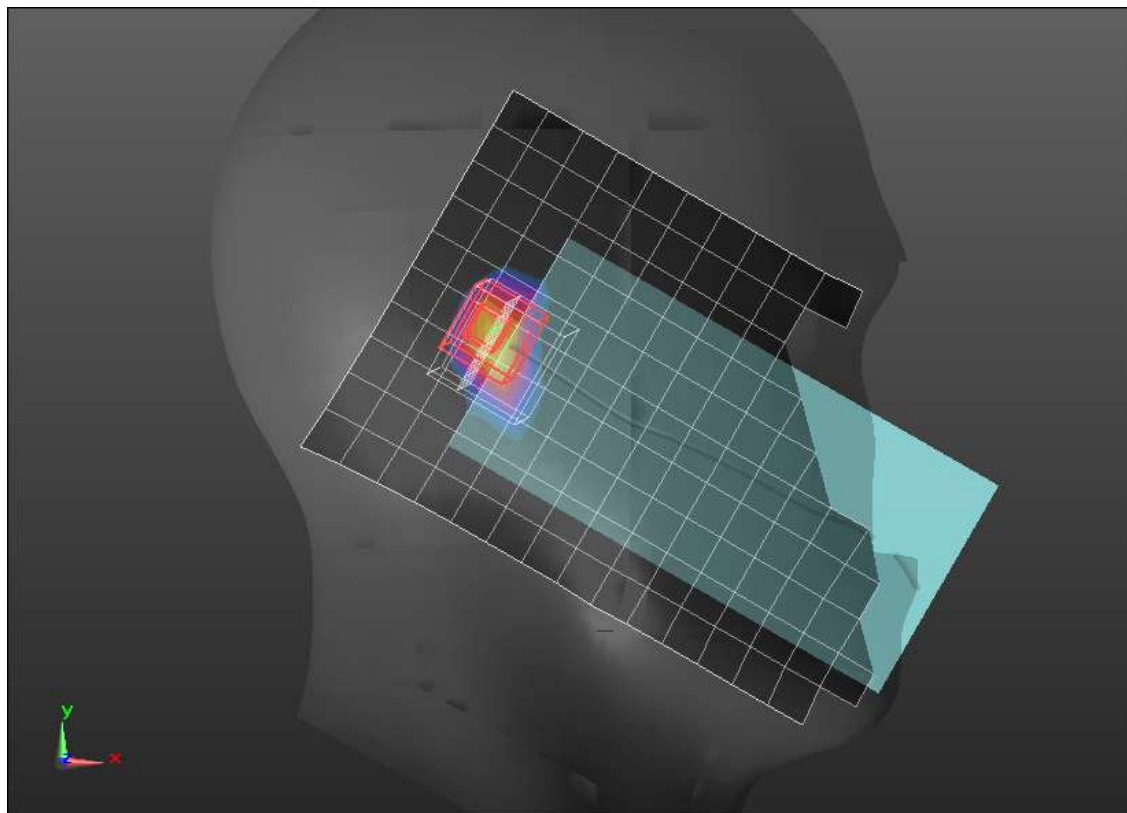
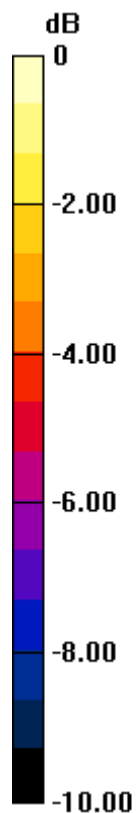
Peak SAR (extrapolated) = 2.08 W/kg

**SAR(1 g) = 0.788 W/kg; SAR(10 g) = 0.294 W/kg**

Smallest distance from peaks to all points 3 dB below = 6 mm

Ratio of SAR at M2 to SAR at M1 = 38.6%

Maximum value of SAR (measured) = 1.54 W/kg



0 dB = 1.54 W/kg = 1.88 dBW/kg

## n53 ANT 2

Frequency: 2489.3 MHz; Duty Cycle: 1:1; Room Ambient Temperature: 24.0°C; Liquid Temperature: 23.0°C  
 Medium parameters used:  $f = 2490$  MHz;  $\sigma = 1.837$  S/m;  $\epsilon_r = 39.121$ ;  $\rho = 1000$  kg/m<sup>3</sup>

Dasy Configuration:

- Area Scan Setting: Find Secondary Maximum within 2.0 dB and with a peak SAR value greater than 0.0012 W/kg
- Electronics: DAE4ip Sn1621; Calibrated: 4/21/2022
- Probe: EX3DV4 - SN3990; ConvF(7.7, 7.7, 7.7) @ 2489.3 MHz; Calibrated: 2/25/2022
- Sensor-Surface: 1.4mm (Mechanical Surface Detection)
- Phantom: Twin-SAM V8.0 (30deg probe tilt); Type: QD 000 P41 Ax; Serial: xxxx

**Front/pi/2 BPSK RB 1,11 Ch 497860/Area Scan (10x16x1):** Measurement grid: dx=12mm, dy=12mm  
 Maximum value of SAR (measured) = 1.12 W/kg

**Front/pi/2 BPSK RB 1,11 Ch 497860/Zoom Scan (7x7x7)/Cube 0:** Measurement grid: dx=5mm, dy=5mm, dz=5mm

Reference Value = 17.09 V/m; Power Drift = 0.03 dB

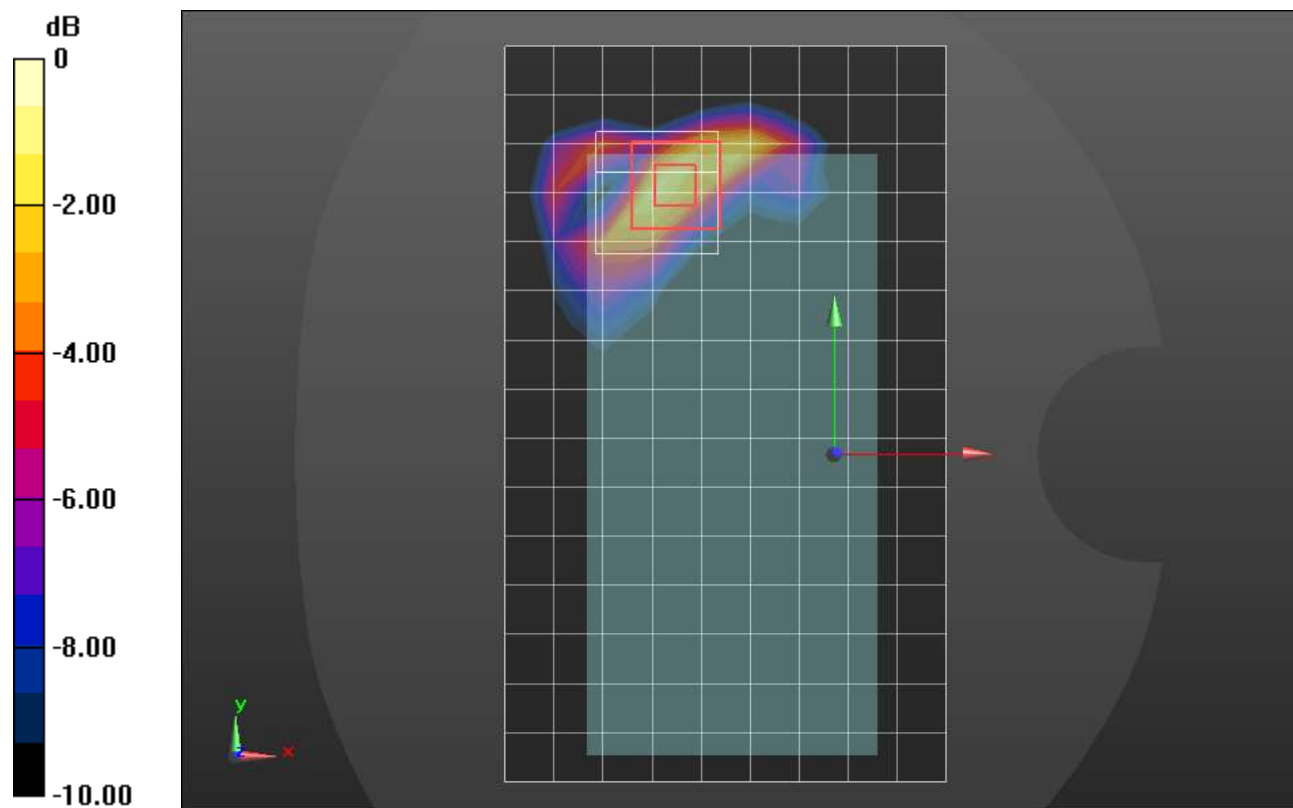
Peak SAR (extrapolated) = 1.94 W/kg

**SAR(1 g) = 0.741 W/kg; SAR(10 g) = 0.298 W/kg**

Smallest distance from peaks to all points 3 dB below = 6.4 mm

Ratio of SAR at M2 to SAR at M1 = 39.8%

Maximum value of SAR (measured) = 1.38 W/kg



0 dB = 1.38 W/kg = 1.40 dBW/kg

### n53 ANT 2

Frequency: 2489.3 MHz; Duty Cycle: 1:1; Room Ambient Temperature: 24.0°C; Liquid Temperature: 23.0°C  
 Medium parameters used:  $f = 2490$  MHz;  $\sigma = 1.837$  S/m;  $\epsilon_r = 39.121$ ;  $\rho = 1000$  kg/m<sup>3</sup>

Dasy Configuration:

- Area Scan Setting: Find Secondary Maximum within 2.0 dB and with a peak SAR value greater than 0.0012 W/kg
- Electronics: DAE4ip Sn1621; Calibrated: 4/21/2022
- Probe: EX3DV4 - SN3990; ConvF(7.7, 7.7, 7.7) @ 2489.3 MHz; Calibrated: 2/25/2022
- Sensor-Surface: 1.4mm (Mechanical Surface Detection (Locations From Previous Scan Used)), Sensor-Surface: 1.4mm (Mechanical Surface Detection)
- Phantom: Twin-SAM V8.0 (30deg probe tilt); Type: QD 000 P41 Ax; Serial: xxxx

**Edge 1/pi/2 BPSK RB 12,6 Ch 497860/Area Scan (6x10x1):** Measurement grid: dx=12mm, dy=12mm  
 Maximum value of SAR (measured) = 1.45 W/kg

**Edge 1/pi/2 BPSK RB 12,6 Ch 497860/Zoom Scan (7x7x7)/Cube 0:** Measurement grid: dx=5mm, dy=5mm, dz=5mm

Reference Value = 26.11 V/m; Power Drift = -0.03 dB

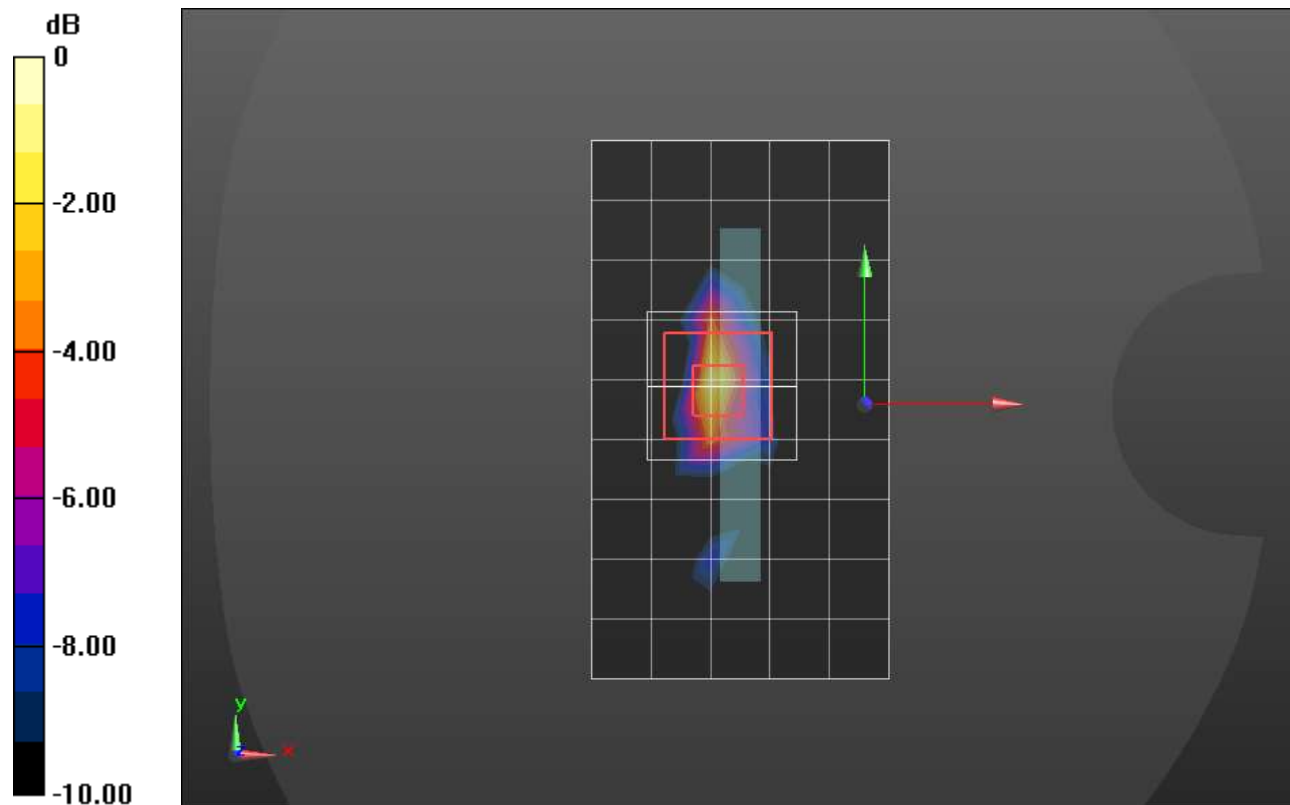
Peak SAR (extrapolated) = 2.22 W/kg

**SAR(1 g) = 0.855 W/kg; SAR(10 g) = 0.301 W/kg**

Smallest distance from peaks to all points 3 dB below = 6 mm

Ratio of SAR at M2 to SAR at M1 = 43.3%

Maximum value of SAR (measured) = 1.62 W/kg



0 dB = 1.62 W/kg = 2.10 dBW/kg

### n66 ANT 1

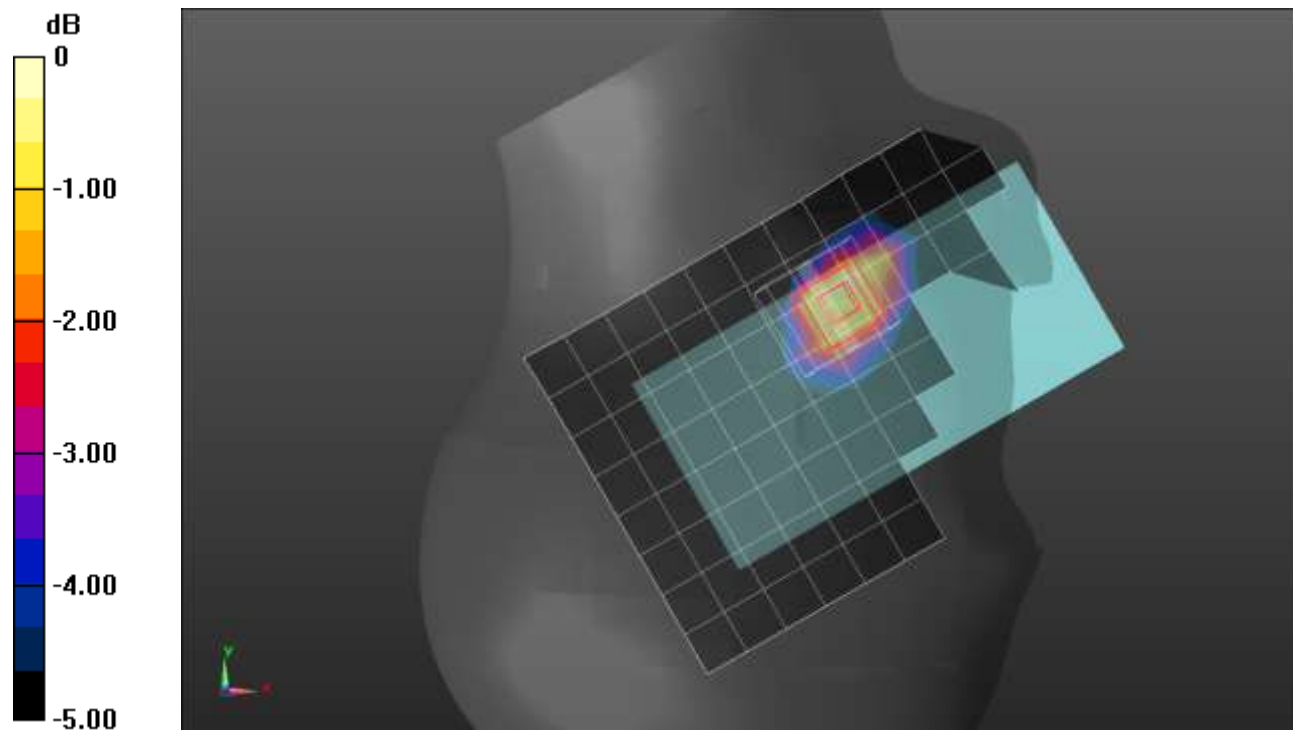
Frequency: 1745 MHz; Duty Cycle: 1:1; Room Ambient Temperature: 24.0°C; Liquid Temperature: 23.0°C  
Medium parameters used:  $f = 1745 \text{ MHz}$ ;  $\sigma = 1.4 \text{ S/m}$ ;  $\epsilon_r = 38.94$ ;  $\rho = 1000 \text{ kg/m}^3$

Dasy Configuration:

- Area Scan Setting: Find Secondary Maximum within 2.0 dB and with a peak SAR value greater than 0.0012 W/kg
- Electronics: DAE4 Sn1258; Calibrated: 3/18/2022
- Probe: EX3DV4 - SN7498; ConvF(8.73, 8.73, 8.73) @ 1745 MHz; Calibrated: 3/24/2022
- Sensor-Surface: 1.4mm (Mechanical Surface Detection)
- Phantom: Twin-SAM V8.0 (20deg probe tilt); Type: QD 000 P41 AA; Serial: 1948

**RHS/Touch\_Pi/2 BPSK RB 108,54, Ch 349000/Area Scan (9x14x1):** Measurement grid: dx=15mm, dy=15mm  
Maximum value of SAR (measured) = 0.437 W/kg

**RHS/Touch\_Pi/2 BPSK RB 108,54, Ch 349000/Zoom Scan (5x5x7)/Cube 0:** Measurement grid: dx=8mm, dy=8mm, dz=5mm  
Reference Value = 16.61 V/m; Power Drift = -0.00 dB  
Peak SAR (extrapolated) = 0.520 W/kg  
**SAR(1 g) = 0.337 W/kg; SAR(10 g) = 0.212 W/kg**  
Smallest distance from peaks to all points 3 dB below = 14.7 mm  
Ratio of SAR at M2 to SAR at M1 = 65.4%  
Maximum value of SAR (measured) = 0.456 W/kg



0 dB = 0.456 W/kg = -3.41 dBW/kg

### n66 ANT 1

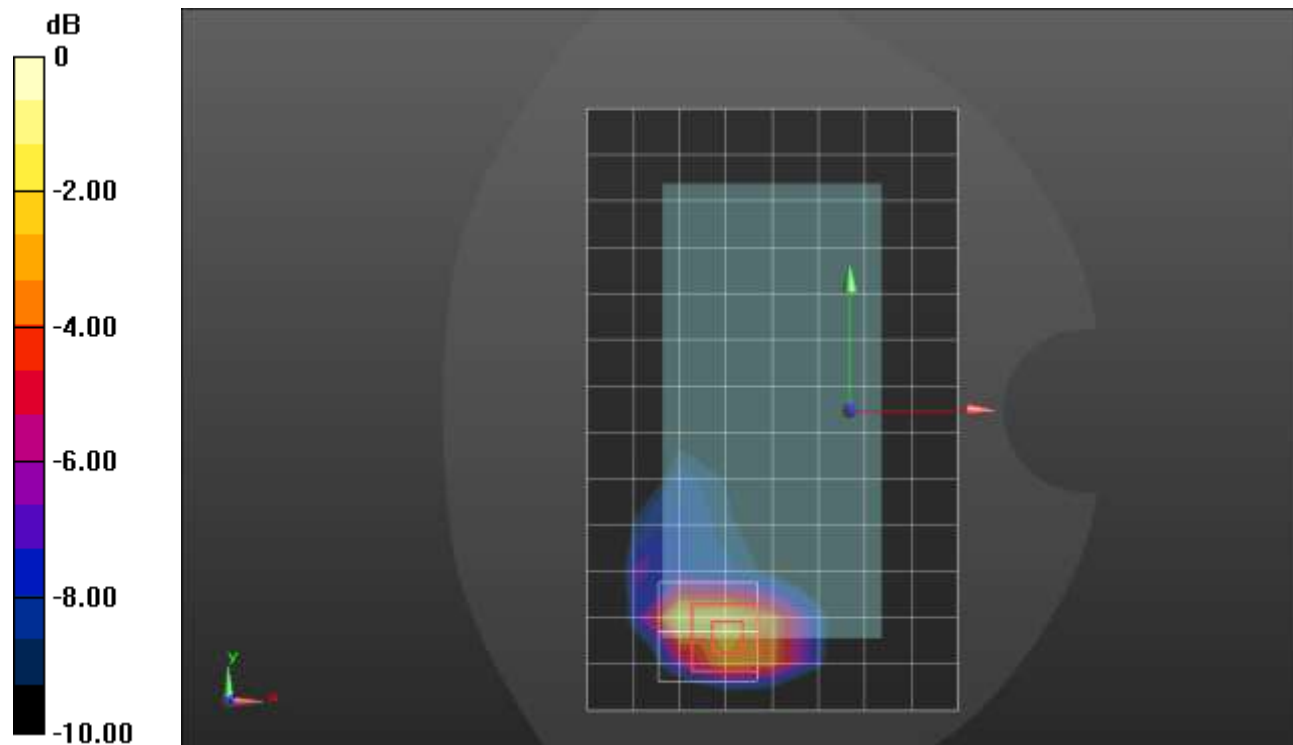
Frequency: 1745 MHz; Duty Cycle: 1:1; Room Ambient Temperature: 24.0°C; Liquid Temperature: 23.0°C  
Medium parameters used:  $f = 1745 \text{ MHz}$ ;  $\sigma = 1.327 \text{ S/m}$ ;  $\epsilon_r = 39.33$ ;  $\rho = 1000 \text{ kg/m}^3$

Dasy Configuration:

- Area Scan Setting: Find Secondary Maximum within 2.0 dB and with a peak SAR value greater than 0.0012 W/kg
- Electronics: DAE4 Sn1545; Calibrated: 2/23/2022
- Probe: EX3DV4 - SN7500; ConvF(8.42, 8.42, 8.42) @ 1745 MHz; Calibrated: 3/25/2022
- Sensor-Surface: 1.4mm (Mechanical Surface Detection)
- Phantom: Twin-SAM V8.0 (20deg probe tilt); Type: QD 000 P41 AA; Serial: 1948

**Rear/Pi/2 BPSK RB 1,107 Ch 349000/Area Scan (9x14x1):** Measurement grid:  $dx=15\text{mm}$ ,  $dy=15\text{mm}$   
Maximum value of SAR (measured) = 0.513 W/kg

**Rear/Pi/2 BPSK RB 1,107 Ch 349000/Zoom Scan (5x5x7)/Cube 0:** Measurement grid:  $dx=8\text{mm}$ ,  $dy=8\text{mm}$ ,  $dz=5\text{mm}$   
Reference Value = 23.03 V/m; Power Drift = -0.01 dB  
Peak SAR (extrapolated) = 0.859 W/kg  
**SAR(1 g) = 0.434 W/kg; SAR(10 g) = 0.221 W/kg**  
Smallest distance from peaks to all points 3 dB below = 8 mm  
Ratio of SAR at M2 to SAR at M1 = 49.8%  
Maximum value of SAR (measured) = 0.697 W/kg



0 dB = 0.697 W/kg = -1.57 dBW/kg



### n66 ANT 1

Frequency: 1745 MHz; Duty Cycle: 1:1; Room Ambient Temperature: 24.0°C; Liquid Temperature: 23.0°C

Medium parameters used:  $f = 1745 \text{ MHz}$ ;  $\sigma = 1.4 \text{ S/m}$ ;  $\epsilon_r = 38.94$ ;  $\rho = 1000 \text{ kg/m}^3$

Dasy Configuration:

- Area Scan Setting: Find Secondary Maximum within 2.0 dB and with a peak SAR value greater than 0.0012 W/kg
- Electronics: DAE4 Sn1258; Calibrated: 3/18/2022
- Probe: EX3DV4 - SN7498; ConvF(8.73, 8.73, 8.73) @ 1745 MHz; Calibrated: 3/24/2022
- Sensor-Surface: 1.4mm (Mechanical Surface Detection)
- Phantom: Twin-SAM V8.0 (20deg probe tilt); Type: QD 000 P41 AA; Serial: 1948

**Edge 3/Pi/2 BPSK RB 1,107 Ch 349000/Area Scan (5x9x1):** Measurement grid: dx=15mm, dy=15mm

Maximum value of SAR (measured) = 0.895 W/kg

**Edge 3/Pi/2 BPSK RB 1,107 Ch 349000/Zoom Scan (5x5x7)/Cube 0:** Measurement grid: dx=8mm, dy=8mm, dz=5mm

Reference Value = 7.013 V/m; Power Drift = 0.14 dB

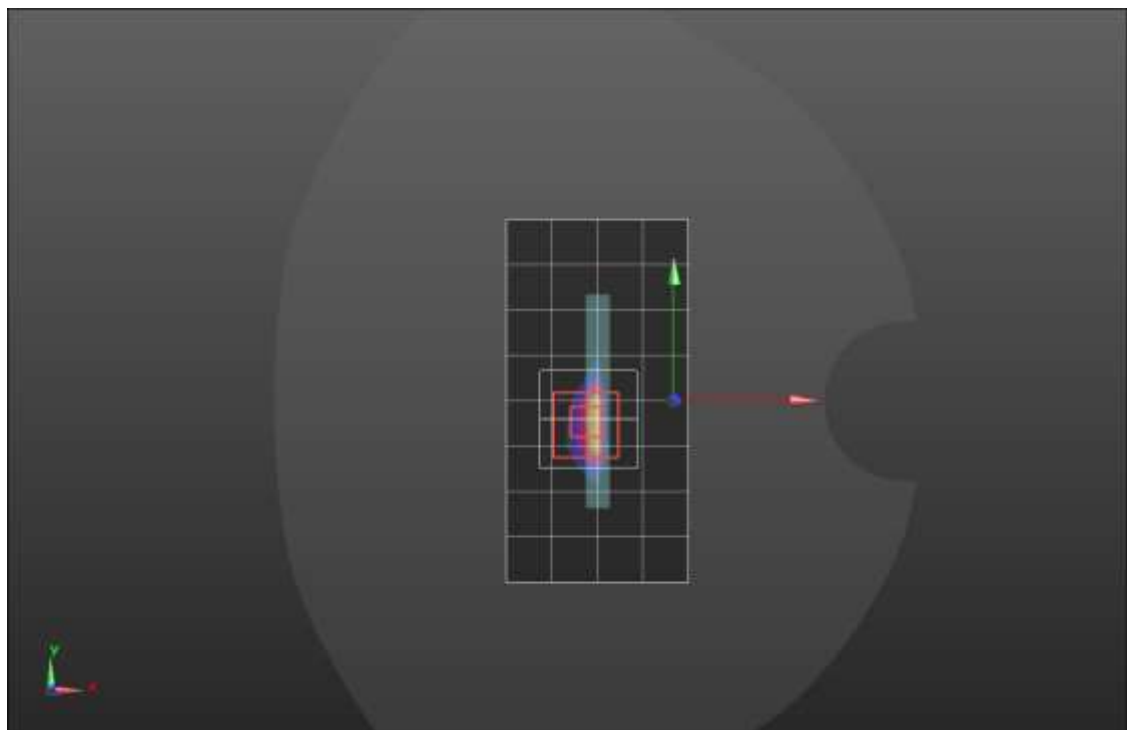
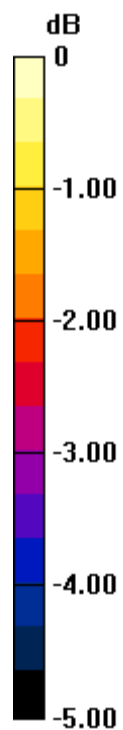
Peak SAR (extrapolated) = 1.34 W/kg

**SAR(1 g) = 0.673 W/kg; SAR(10 g) = 0.314 W/kg**

Smallest distance from peaks to all points 3 dB below = 8 mm

Ratio of SAR at M2 to SAR at M1 = 50.5%

Maximum value of SAR (measured) = 1.11 W/kg



0 dB = 1.11 W/kg = 0.45 dBW/kg

## n66 ANT 2

Frequency: 1745 MHz; Duty Cycle: 1:1; Room Ambient Temperature: 24.0°C; Liquid Temperature: 23.0°C

Medium parameters used:  $f = 1745 \text{ MHz}$ ;  $\sigma = 1.388 \text{ S/m}$ ;  $\epsilon_r = 41.353$ ;  $\rho = 1000 \text{ kg/m}^3$

Dasy Configuration:

- Area Scan Setting: Find Secondary Maximum within 2.0 dB and with a peak SAR value greater than 0.0012 W/kg
- Electronics: DAE4 Sn1545; Calibrated: 2/23/2022
- Probe: EX3DV4 - SN7500; ConvF(8.42, 8.42, 8.42) @ 1745 MHz; Calibrated: 3/25/2022
- Sensor-Surface: 1.4mm (Mechanical Surface Detection)
- Phantom: Twin-SAM V8.0 (20deg probe tilt); Type: QD 000 P41 AA; Serial: 1948

**RHS/Touch\_Pi/2 BPSK RB 108,54 Ch 349000/Area Scan (9x14x1):** Measurement grid: dx=15mm,

dy=15mm

Maximum value of SAR (measured) = 1.21 W/kg

**RHS/Touch\_Pi/2 BPSK RB 108,54 Ch 349000/Zoom Scan (5x5x7)/Cube 0:** Measurement grid:

dx=8mm, dy=8mm, dz=5mm

Reference Value = 28.51 V/m; Power Drift = 0.07 dB

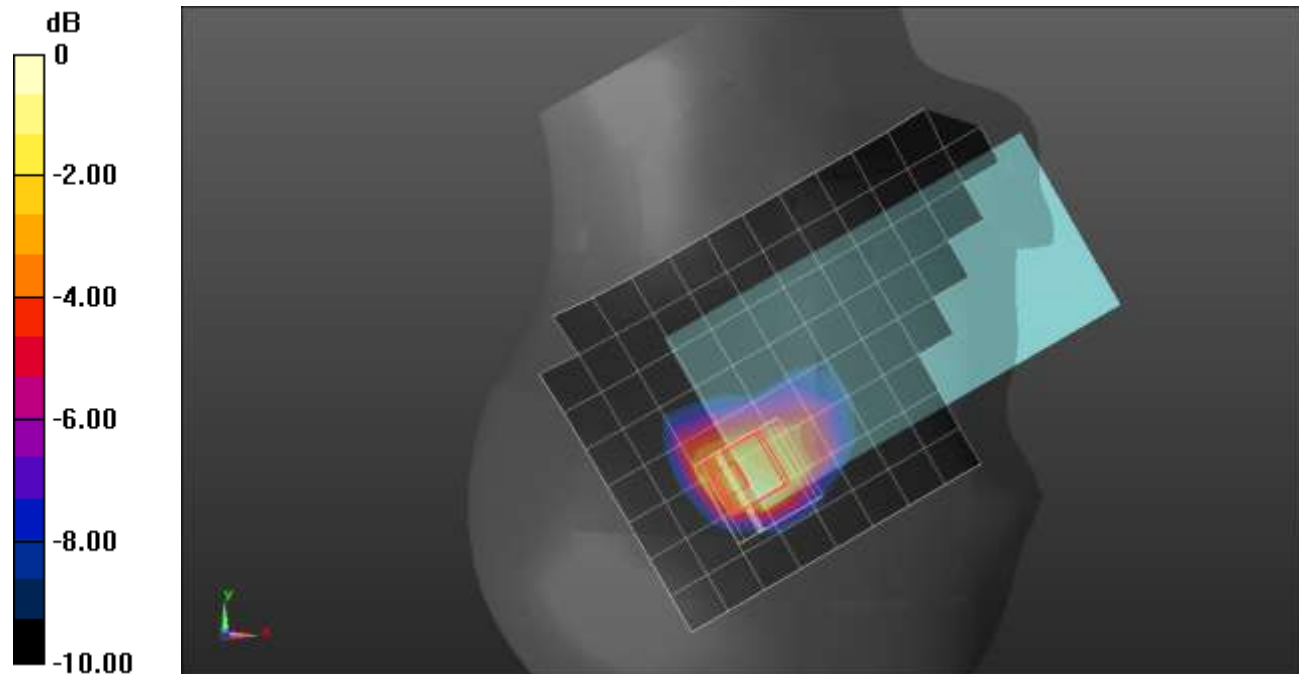
Peak SAR (extrapolated) = 1.76 W/kg

**SAR(1 g) = 0.763 W/kg; SAR(10 g) = 0.405 W/kg**

Smallest distance from peaks to all points 3 dB below = 7.2 mm

Ratio of SAR at M2 to SAR at M1 = 39.8%

Maximum value of SAR (measured) = 1.36 W/kg



0 dB = 1.36 W/kg = 1.34 dBW/kg

## n66 ANT 2

Frequency: 1745 MHz; Duty Cycle: 1:1; Room Ambient Temperature: 24.0°C; Liquid Temperature: 23.0°C

Medium parameters used:  $f = 1745$  MHz;  $\sigma = 1.388$  S/m;  $\epsilon_r = 41.353$ ;  $\rho = 1000$  kg/m<sup>3</sup>

Dasy Configuration:

- Area Scan Setting: Find Secondary Maximum within 2.0 dB and with a peak SAR value greater than 0.0012 W/kg
- Electronics: DAE4 Sn1545; Calibrated: 2/23/2022
- Probe: EX3DV4 - SN7500; ConvF(8.42, 8.42, 8.42) @ 1745 MHz; Calibrated: 3/25/2022
- Sensor-Surface: 1.4mm (Mechanical Surface Detection)
- Phantom: Twin-SAM V8.0 (20deg probe tilt); Type: QD 000 P41 AA; Serial: 1948

**Rear/Pi/2 BPSK RB 108,54 Ch 349000/Area Scan (9x14x1):** Measurement grid: dx=15mm, dy=15mm

Maximum value of SAR (measured) = 0.996 W/kg

**Rear/Pi/2 BPSK RB 108,54 Ch 349000/Zoom Scan (5x5x7)/Cube 0:** Measurement grid: dx=8mm, dy=8mm, dz=5mm

Reference Value = 24.66 V/m; Power Drift = 0.06 dB

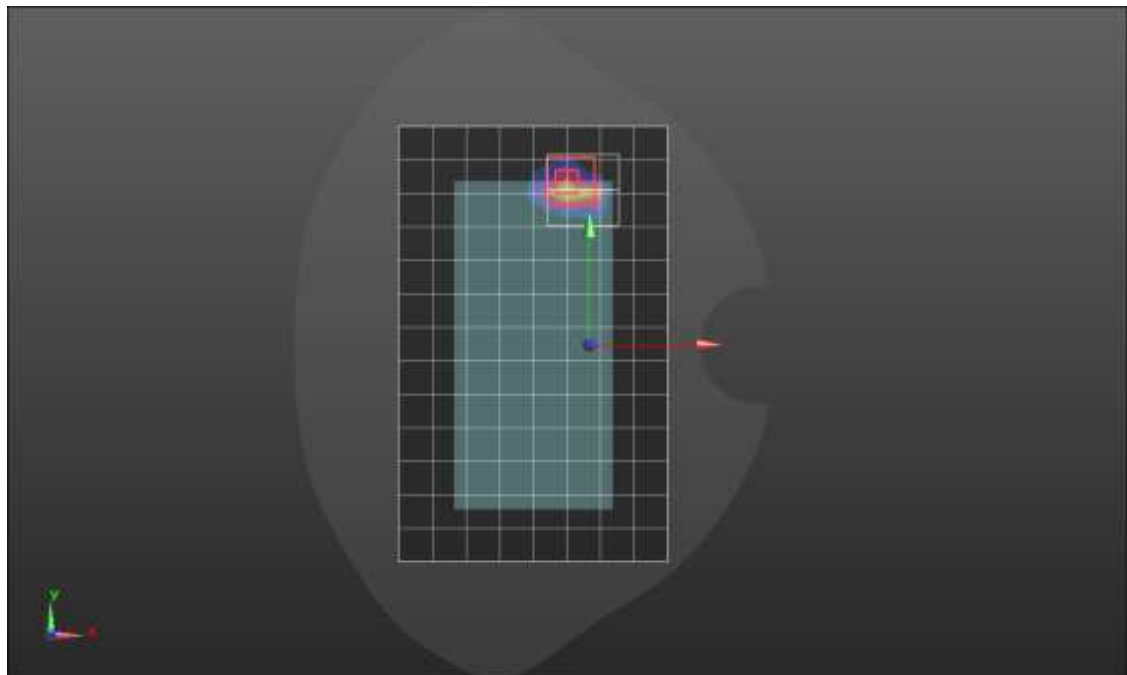
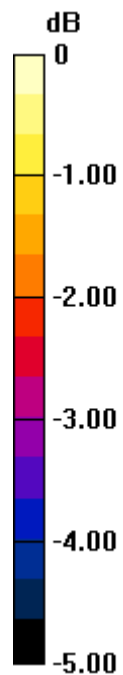
Peak SAR (extrapolated) = 1.52 W/kg

**SAR(1 g) = 0.709 W/kg; SAR(10 g) = 0.327 W/kg**

Smallest distance from peaks to all points 3 dB below = 8 mm

Ratio of SAR at M2 to SAR at M1 = 46.6%

Maximum value of SAR (measured) = 1.13 W/kg



0 dB = 1.13 W/kg = 0.53 dBW/kg

### n66 ANT 2

Frequency: 1745 MHz; Duty Cycle: 1:1; Room Ambient Temperature: 24.0°C; Liquid Temperature: 23.0°C  
Medium parameters used:  $f = 1745 \text{ MHz}$ ;  $\sigma = 1.327 \text{ S/m}$ ;  $\epsilon_r = 39.33$ ;  $\rho = 1000 \text{ kg/m}^3$

Dasy Configuration:

- Area Scan Setting: Find Secondary Maximum within 2.0 dB and with a peak SAR value greater than 0.0012 W/kg
- Electronics: DAE4 Sn1545; Calibrated: 2/23/2022
- Probe: EX3DV4 - SN7500; ConvF(8.42, 8.42, 8.42) @ 1745 MHz; Calibrated: 3/25/2022
- Sensor-Surface: 1.4mm (Mechanical Surface Detection)
- Phantom: Twin-SAM V8.0 (20deg probe tilt); Type: QD 000 P41 AA; Serial: 1948

**Edge 1/QPSK RB 1, 107 Ch 349000/Area Scan (6x10x1):** Measurement grid:  $dx=15\text{mm}$ ,  $dy=15\text{mm}$   
Maximum value of SAR (measured) = 1.21 W/kg

**Edge 1/QPSK RB 1, 107 Ch 349000/Zoom Scan (5x5x7)/Cube 0:** Measurement grid:  $dx=8\text{mm}$ ,  $dy=8\text{mm}$ ,  $dz=5\text{mm}$

Reference Value = 26.46 V/m; Power Drift = -0.01 dB

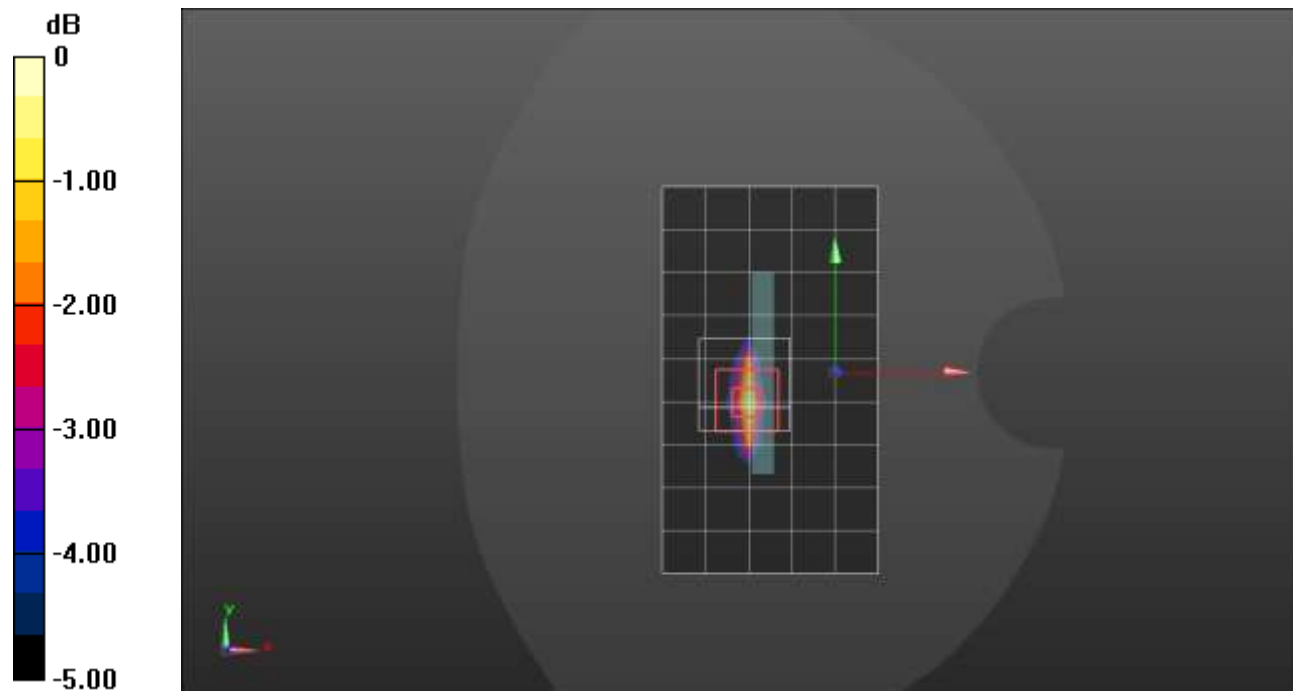
Peak SAR (extrapolated) = 1.51 W/kg

**SAR(1 g) = 0.739 W/kg; SAR(10 g) = 0.347 W/kg**

Smallest distance from peaks to all points 3 dB below = 8 mm

Ratio of SAR at M2 to SAR at M1 = 51.3%

Maximum value of SAR (measured) = 1.18 W/kg



0 dB = 1.18 W/kg = 0.72 dBW/kg

### n66 ANT 3

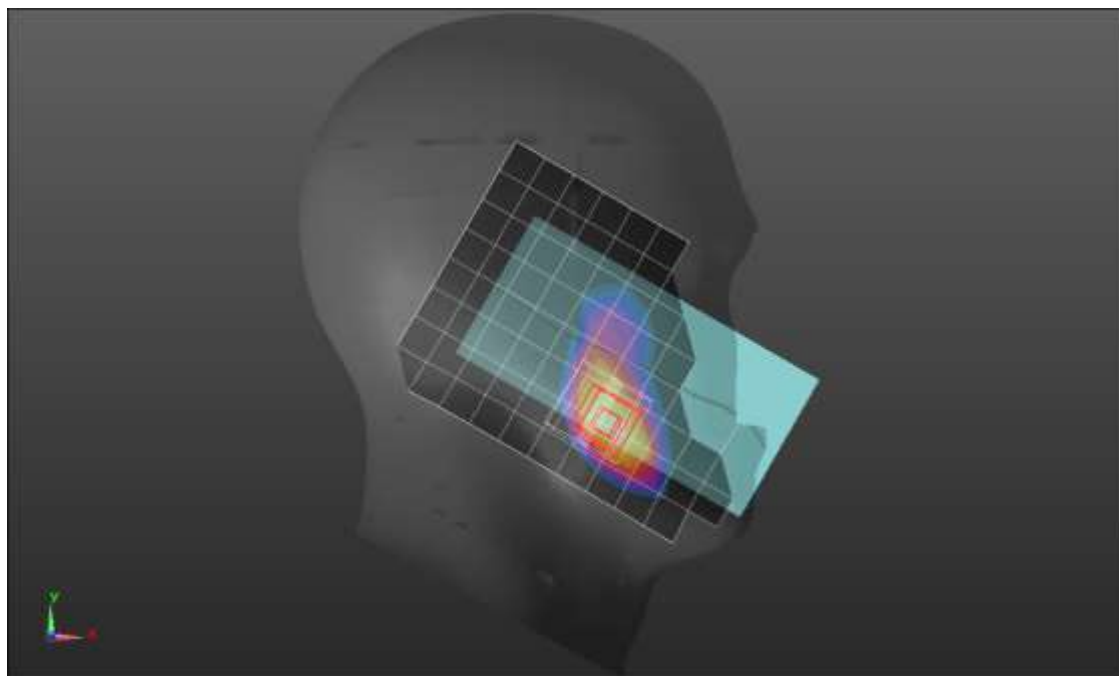
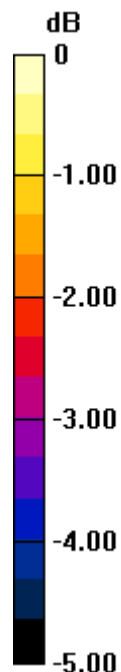
Frequency: 1745 MHz; Duty Cycle: 1:1; Room Ambient Temperature: 24.0°C; Liquid Temperature: 23.0°C  
Medium parameters used:  $f = 1745$  MHz;  $\sigma = 1.388$  S/m;  $\epsilon_r = 41.353$ ;  $\rho = 1000$  kg/m<sup>3</sup>

Dasy Configuration:

- Area Scan Setting: Find Secondary Maximum within 2.0 dB and with a peak SAR value greater than 0.0012 W/kg
- Electronics: DAE4 Sn1545; Calibrated: 2/23/2022
- Probe: EX3DV4 - SN7500; ConvF(8.42, 8.42, 8.42) @ 1745 MHz; Calibrated: 3/25/2022
- Sensor-Surface: 1.4mm (Mechanical Surface Detection)
- Phantom: Twin-SAM V8.0 (20deg probe tilt); Type: QD 000 P41 AA; Serial: 1948

**LHS/Touch\_Pi/2 BPSK RB 1,107 Ch 349000/Area Scan (9x14x1):** Measurement grid: dx=15mm, dy=15mm  
Maximum value of SAR (measured) = 0.678 W/kg

**LHS/Touch\_Pi/2 BPSK RB 1,107 Ch 349000/Zoom Scan (5x5x7)/Cube 0:** Measurement grid: dx=8mm, dy=8mm, dz=5mm  
Reference Value = 22.29 V/m; Power Drift = 0.04 dB  
Peak SAR (extrapolated) = 0.798 W/kg  
**SAR(1 g) = 0.513 W/kg; SAR(10 g) = 0.325 W/kg**  
Smallest distance from peaks to all points 3 dB below = 12 mm  
Ratio of SAR at M2 to SAR at M1 = 66.7%  
Maximum value of SAR (measured) = 0.681 W/kg



0 dB = 0.681 W/kg = -1.67 dBW/kg

### n66 ANT 3

Frequency: 1745 MHz; Duty Cycle: 1:1; Room Ambient Temperature: 24.0°C; Liquid Temperature: 23.0°C  
Medium parameters used:  $f = 1745 \text{ MHz}$ ;  $\sigma = 1.388 \text{ S/m}$ ;  $\epsilon_r = 41.353$ ;  $\rho = 1000 \text{ kg/m}^3$

Dasy Configuration:

- Area Scan Setting: Find Secondary Maximum within 2.0 dB and with a peak SAR value greater than 0.0012 W/kg
- Electronics: DAE4 Sn1545; Calibrated: 2/23/2022
- Probe: EX3DV4 - SN7500; ConvF(8.42, 8.42, 8.42) @ 1745 MHz; Calibrated: 3/25/2022
- Sensor-Surface: 1.4mm (Mechanical Surface Detection)
- Phantom: Twin-SAM V8.0 (20deg probe tilt); Type: QD 000 P41 AA; Serial: 1948

**Rear/Pi/2 BPSK RB 1,107 Ch 349000/Area Scan (9x14x1):** Measurement grid:  $dx=15\text{mm}$ ,  $dy=15\text{mm}$   
Maximum value of SAR (measured) = 1.00 W/kg

**Rear/Pi/2 BPSK RB 1,107 Ch 349000/Zoom Scan (5x5x7)/Cube 0:** Measurement grid:  $dx=8\text{mm}$ ,  $dy=8\text{mm}$ ,  $dz=5\text{mm}$

Reference Value = 28.27 V/m; Power Drift = 0.06 dB

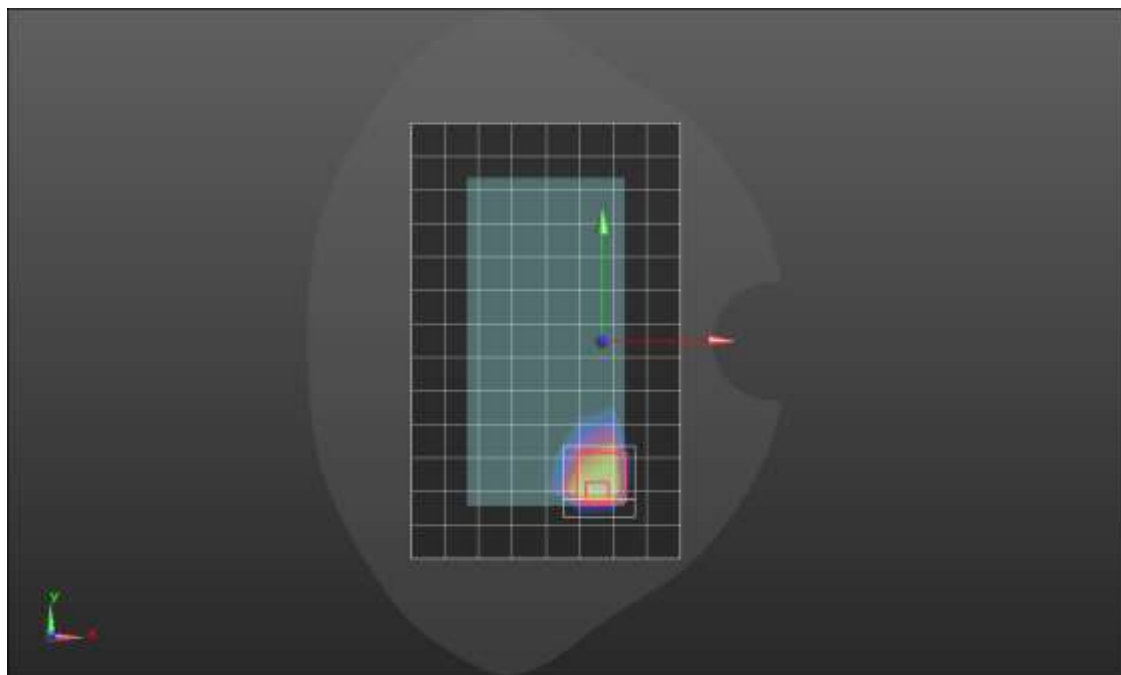
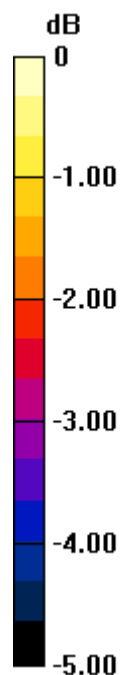
Peak SAR (extrapolated) = 1.45 W/kg

**SAR(1 g) = 0.629 W/kg; SAR(10 g) = 0.345 W/kg**

Smallest distance from peaks to all points 3 dB below = 9.3 mm

Ratio of SAR at M2 to SAR at M1 = 42.2%

Maximum value of SAR (measured) = 1.09 W/kg



0 dB = 1.09 W/kg = 0.37 dBW/kg

### n66 ANT 3

Frequency: 1745 MHz; Duty Cycle: 1:1; Room Ambient Temperature: 24.0°C; Liquid Temperature: 23.0°C  
Medium parameters used:  $f = 1745 \text{ MHz}$ ;  $\sigma = 1.388 \text{ S/m}$ ;  $\epsilon_r = 41.353$ ;  $\rho = 1000 \text{ kg/m}^3$

Dasy Configuration:

- Area Scan Setting: Find Secondary Maximum within 2.0 dB and with a peak SAR value greater than 0.0012 W/kg
- Electronics: DAE4 Sn1545; Calibrated: 2/23/2022
- Probe: EX3DV4 - SN7500; ConvF(8.42, 8.42, 8.42) @ 1745 MHz; Calibrated: 3/25/2022
- Sensor-Surface: 1.4mm (Mechanical Surface Detection)
- Phantom: Twin-SAM V8.0 (20deg probe tilt); Type: QD 000 P41 AA; Serial: 1948

**Edge 4/Pi/2 BPSK RB 108,54 Ch 349000/Area Scan (5x14x1):** Measurement grid:  $dx=15\text{mm}$ ,  $dy=15\text{mm}$   
Maximum value of SAR (measured) = 0.785 W/kg

**Edge 4/Pi/2 BPSK RB 108,54 Ch 349000/Zoom Scan (5x5x7)/Cube 0:** Measurement grid:  $dx=8\text{mm}$ ,  $dy=8\text{mm}$ ,  $dz=5\text{mm}$

Reference Value = 30.94 V/m; Power Drift = 0.07 dB

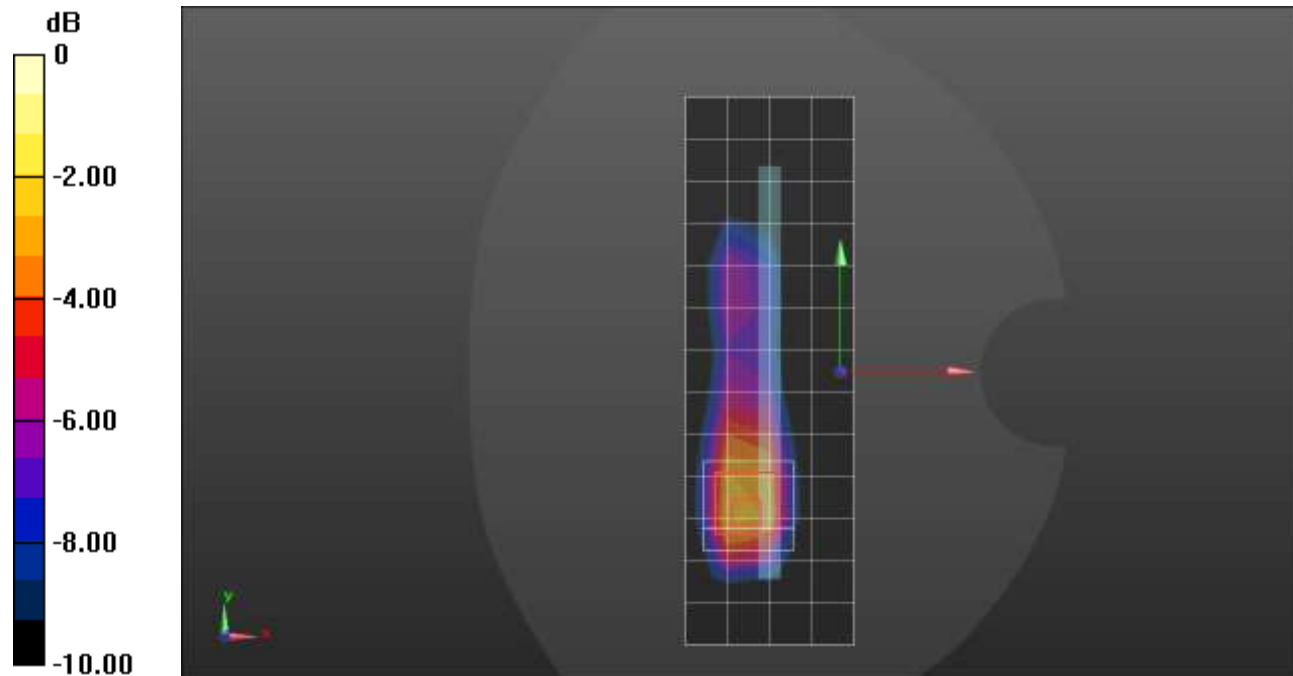
Peak SAR (extrapolated) = 1.60 W/kg

**SAR(1 g) = 0.798 W/kg; SAR(10 g) = 0.405 W/kg**

Smallest distance from peaks to all points 3 dB below = 8 mm

Ratio of SAR at M2 to SAR at M1 = 50%

Maximum value of SAR (measured) = 1.30 W/kg



0 dB = 1.30 W/kg = 1.14 dBW/kg

### n66 ANT 4

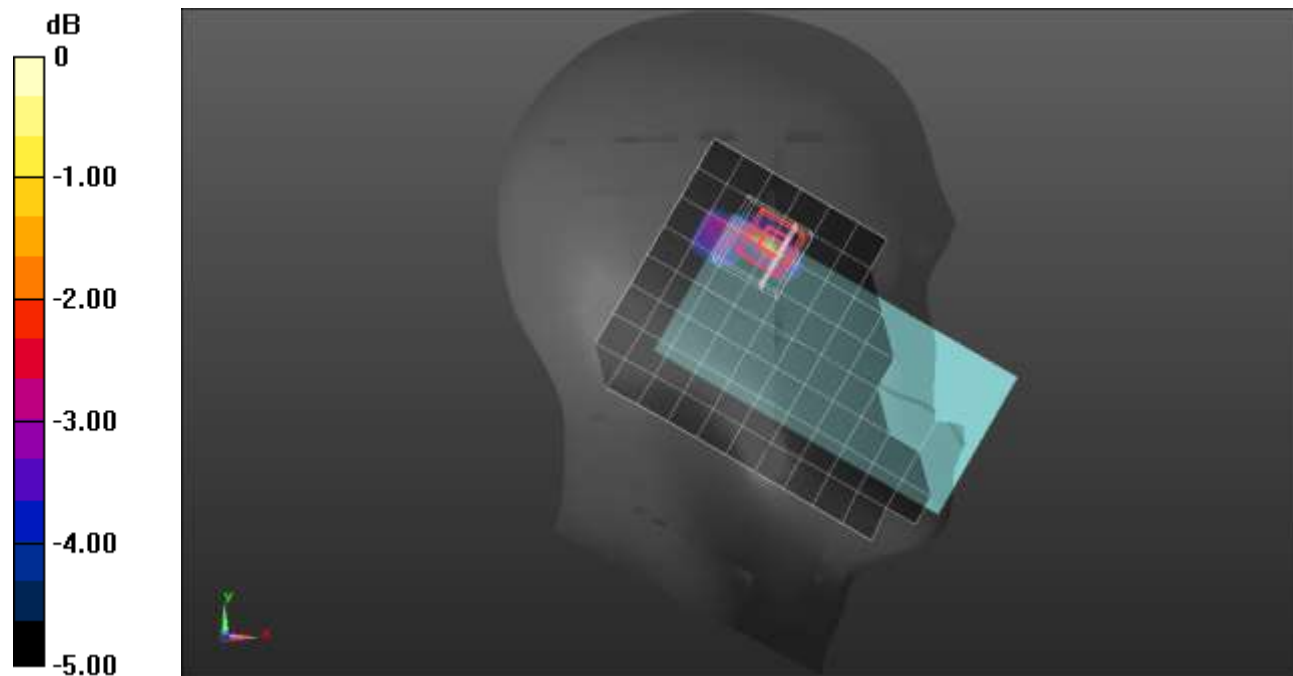
Frequency: 1745 MHz; Duty Cycle: 1:1; Room Ambient Temperature: 24.0°C; Liquid Temperature: 23.0°C  
 Medium parameters used:  $f = 1745 \text{ MHz}$ ;  $\sigma = 1.388 \text{ S/m}$ ;  $\epsilon_r = 41.353$ ;  $\rho = 1000 \text{ kg/m}^3$

Dasy Configuration:

- Area Scan Setting: Find Secondary Maximum within 2.0 dB and with a peak SAR value greater than 0.0012 W/kg
- Electronics: DAE4 Sn1545; Calibrated: 2/23/2022
- Probe: EX3DV4 - SN7500; ConvF(8.42, 8.42, 8.42) @ 1745 MHz; Calibrated: 3/25/2022
- Sensor-Surface: 1.4mm (Mechanical Surface Detection)
- Phantom: Twin-SAM V8.0 (20deg probe tilt); Type: QD 000 P41 AA; Serial: 1948

**LHS/Touch\_Pi/2 BPSK RB 1,107 Ch 349000/Area Scan (9x14x1):** Measurement grid: dx=15mm, dy=15mm  
 Maximum value of SAR (measured) = 0.996 W/kg

**LHS/Touch\_Pi/2 BPSK RB 1,107 Ch 349000/Zoom Scan (5x5x7)/Cube 0:** Measurement grid: dx=8mm, dy=8mm, dz=5mm  
 Reference Value = 28.00 V/m; Power Drift = -0.10 dB  
 Peak SAR (extrapolated) = 1.56 W/kg  
**SAR(1 g) = 0.748 W/kg; SAR(10 g) = 0.361 W/kg**  
 Smallest distance from peaks to all points 3 dB below = 7.2 mm  
 Ratio of SAR at M2 to SAR at M1 = 48.1%  
 Maximum value of SAR (measured) = 1.26 W/kg



0 dB = 1.26 W/kg = 1.00 dBW/kg



### n66 ANT 4

Frequency: 1745 MHz; Duty Cycle: 1:1; Room Ambient Temperature: 24.0°C; Liquid Temperature: 23.0°C

Medium parameters used:  $f = 1745$  MHz;  $\sigma = 1.388$  S/m;  $\epsilon_r = 41.353$ ;  $\rho = 1000$  kg/m<sup>3</sup>

Dasy Configuration:

- Area Scan Setting: Find Secondary Maximum within 2.0 dB and with a peak SAR value greater than 0.0012 W/kg
- Electronics: DAE4 Sn1545; Calibrated: 2/23/2022
- Probe: EX3DV4 - SN7500; ConvF(8.42, 8.42, 8.42) @ 1745 MHz; Calibrated: 3/25/2022
- Sensor-Surface: 1.4mm (Mechanical Surface Detection)
- Phantom: Twin-SAM V8.0 (20deg probe tilt); Type: QD 000 P41 AA; Serial: 1948

**Rear/Pi/2 BPSK RB 108,54 Ch 34900/Area Scan (10x15x1):** Measurement grid: dx=15mm, dy=15mm

Maximum value of SAR (measured) = 0.595 W/kg

**Rear/Pi/2 BPSK RB 108,54 Ch 34900/Zoom Scan (7x8x7)/Cube 0:** Measurement grid: dx=8mm, dy=8mm, dz=5mm

Reference Value = 21.69 V/m; Power Drift = 0.07 dB

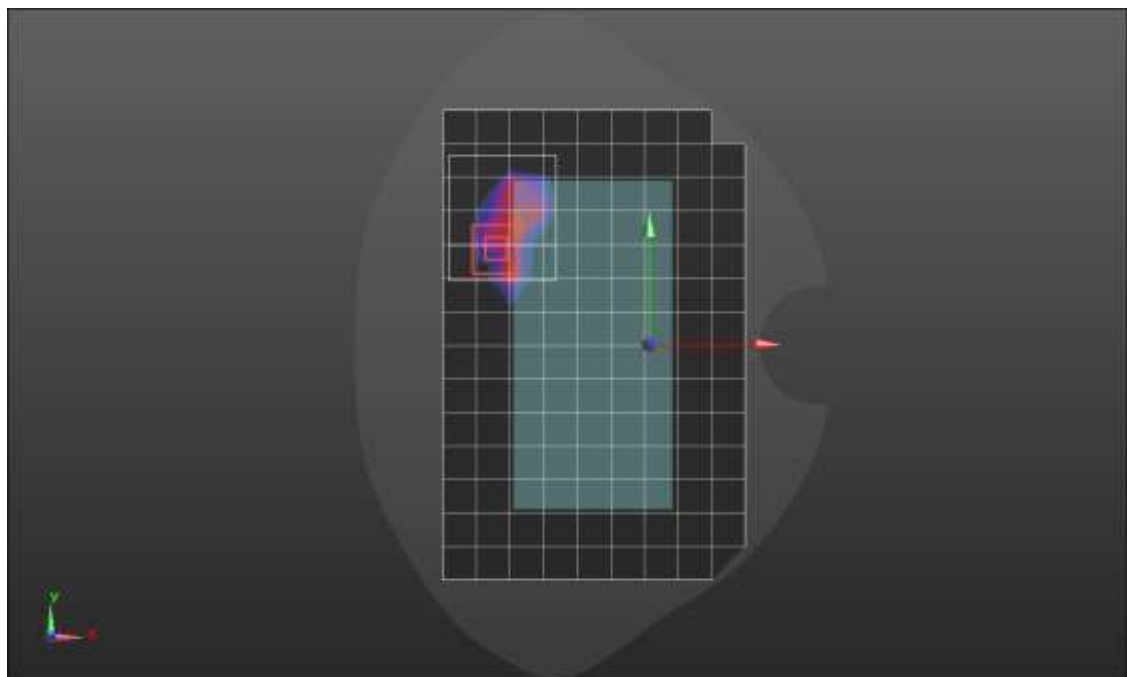
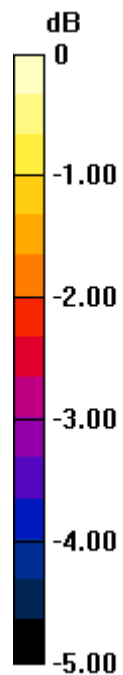
Peak SAR (extrapolated) = 1.17 W/kg

**SAR(1 g) = 0.577 W/kg; SAR(10 g) = 0.278 W/kg**

Smallest distance from peaks to all points 3 dB below = 8 mm

Ratio of SAR at M2 to SAR at M1 = 48.7%

Maximum value of SAR (measured) = 0.909 W/kg



0 dB = 0.909 W/kg = -0.41 dBW/kg

### n66 ANT 4

Frequency: 1745 MHz; Duty Cycle: 1:1; Room Ambient Temperature: 24.0°C; Liquid Temperature: 23.0°C  
 Medium parameters used:  $f = 1745 \text{ MHz}$ ;  $\sigma = 1.388 \text{ S/m}$ ;  $\epsilon_r = 41.353$ ;  $\rho = 1000 \text{ kg/m}^3$

Dasy Configuration:

- Area Scan Setting: Find Secondary Maximum within 2.0 dB and with a peak SAR value greater than 0.0012 W/kg
- Electronics: DAE4 Sn1545; Calibrated: 2/23/2022
- Probe: EX3DV4 - SN7500; ConvF(8.42, 8.42, 8.42) @ 1745 MHz; Calibrated: 3/25/2022
- Sensor-Surface: 1.4mm (Mechanical Surface Detection)
- Phantom: Twin-SAM V8.0 (20deg probe tilt); Type: QD 000 P41 AA; Serial: 1948

**Edge 2/Pi/2 BPSK RB 108,54 Ch 349000/Area Scan (5x14x1):** Measurement grid:  $dx=15\text{mm}$ ,  $dy=15\text{mm}$   
 Maximum value of SAR (measured) = 1.09 W/kg

**Edge 2/Pi/2 BPSK RB 108,54 Ch 349000/Zoom Scan (5x5x7)/Cube 0:** Measurement grid:  $dx=8\text{mm}$ ,  $dy=8\text{mm}$ ,  $dz=5\text{mm}$

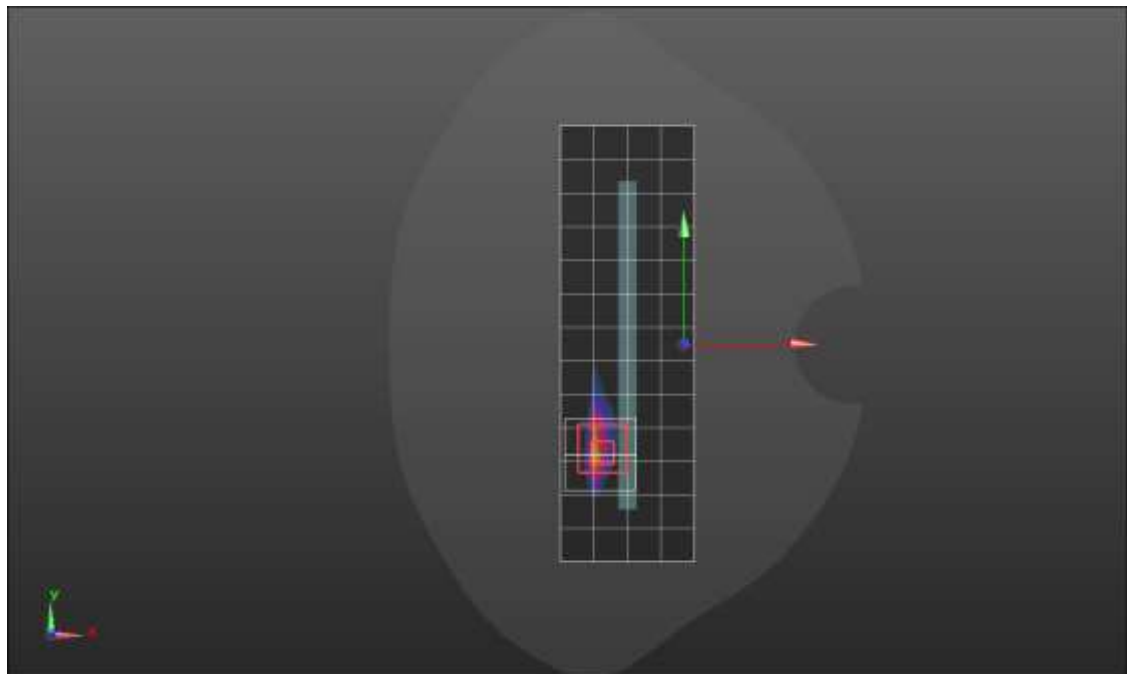
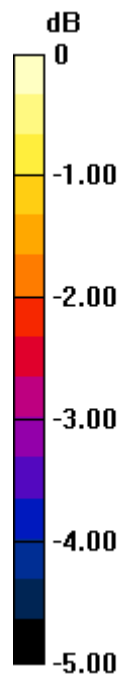
Reference Value = 29.46 V/m; Power Drift = -0.09 dB  
 Peak SAR (extrapolated) = 1.71 W/kg

**SAR(1 g) = 0.852 W/kg; SAR(10 g) = 0.399 W/kg**

Smallest distance from peaks to all points 3 dB below = 8 mm

Ratio of SAR at M2 to SAR at M1 = 52.7%

Maximum value of SAR (measured) = 1.41 W/kg



0 dB = 1.41 W/kg = 1.49 dBW/kg

### n70 ANT 1

Frequency: 1702.5 MHz; Duty Cycle: 1:1; Room Ambient Temperature: 24.0°C; Liquid Temperature: 23.0°C  
 Medium parameters used (interpolated):  $f = 1702.5$  MHz;  $\sigma = 1.343$  S/m;  $\epsilon_r = 39.986$ ;  $\rho = 1000$  kg/m<sup>3</sup>

Dasy Configuration:

- Area Scan Setting: Find Secondary Maximum within 2.0 dB and with a peak SAR value greater than 0.0012 W/kg
- Electronics: DAE4 Sn1258; Calibrated: 3/18/2022
- Probe: EX3DV4 - SN7498; ConvF(8.73, 8.73, 8.73) @ 1702.5 MHz; Calibrated: 3/24/2022
- Sensor-Surface: 1.4mm (Mechanical Surface Detection)
- Phantom: Twin-SAM V8.0 (20deg probe tilt); Type: QD 000 P41 AA; Serial: 1956

**RHS/Touch\_Pi/2 BPSK RB 36,18 Ch 340500/Area Scan (8x14x1):** Measurement grid: dx=15mm, dy=15mm

[Info: Interpolated medium parameters used for SAR evaluation.](#)

Maximum value of SAR (measured) = 0.249 W/kg

**RHS/Touch\_Pi/2 BPSK RB 36,18 Ch 340500/Zoom Scan (5x5x7)/Cube 0:** Measurement grid: dx=8mm, dy=8mm, dz=5mm

Reference Value = 14.54 V/m; Power Drift = 0.06 dB

Peak SAR (extrapolated) = 0.308 W/kg

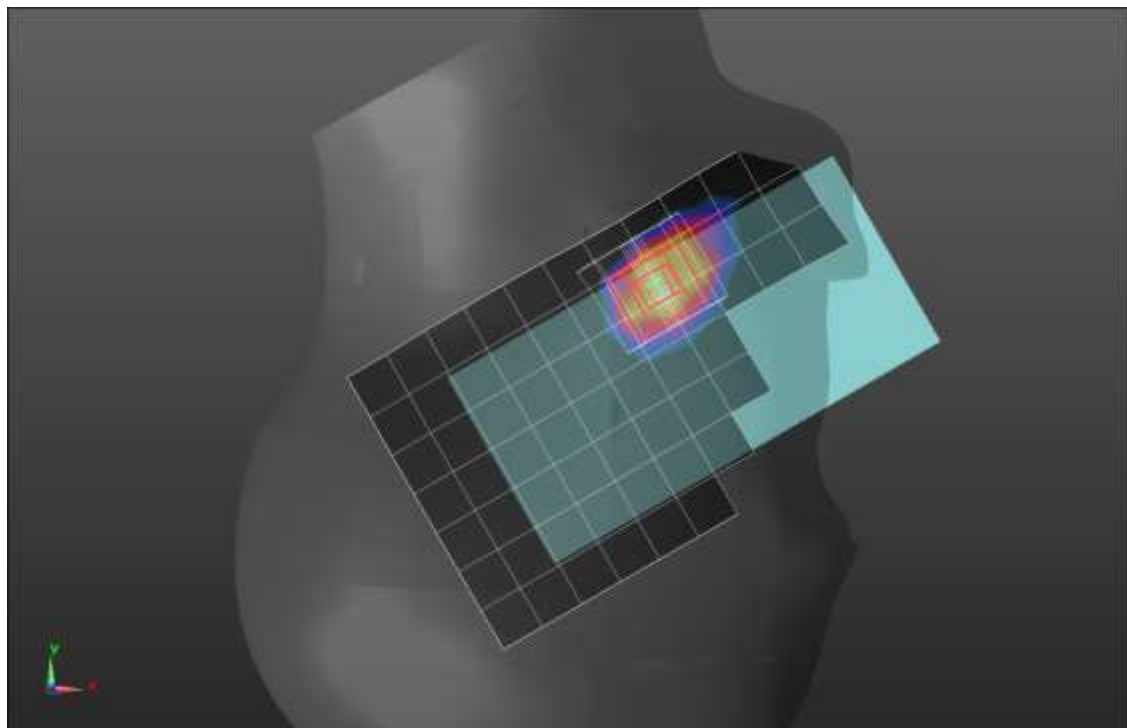
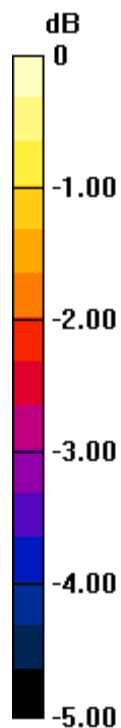
**SAR(1 g) = 0.196 W/kg; SAR(10 g) = 0.122 W/kg**

Smallest distance from peaks to all points 3 dB below = 14.5 mm

Ratio of SAR at M2 to SAR at M1 = 63.8%

[Info: Interpolated medium parameters used for SAR evaluation.](#)

Maximum value of SAR (measured) = 0.268 W/kg



0 dB = 0.268 W/kg = -5.72 dBW/kg

### n70 ANT 1

Frequency: 1702.5 MHz; Duty Cycle: 1:1; Room Ambient Temperature: 24.0°C; Liquid Temperature: 23.0°C  
Medium parameters used (interpolated):  $f = 1702.5$  MHz;  $\sigma = 1.343$  S/m;  $\epsilon_r = 39.986$ ;  $\rho = 1000$  kg/m<sup>3</sup>

Dasy Configuration:

- Area Scan Setting: Find Secondary Maximum within 2.0 dB and with a peak SAR value greater than 0.0012 W/kg
- Electronics: DAE4 Sn1258; Calibrated: 3/18/2022
- Probe: EX3DV4 - SN7498; ConvF(8.73, 8.73, 8.73) @ 1702.5 MHz; Calibrated: 3/24/2022
- Sensor-Surface: 1.4mm (Mechanical Surface Detection (Locations From Previous Scan Used)), Sensor-Surface: 1.4mm (Mechanical Surface Detection)
- Phantom: Twin-SAM V8.0 (20deg probe tilt); Type: QD 000 P41 AA; Serial: 1956

### Rear/Pi/2 BPSK RB 36,18 Ch 340500/Area Scan (8x13x1):

Measurement grid: dx=15mm, dy=15mm

[Info: Interpolated medium parameters used for SAR evaluation.](#)

Maximum value of SAR (measured) = 0.709 W/kg

### Rear/Pi/2 BPSK RB 36,18 Ch 340500/Zoom Scan (5x5x7)/Cube 0:

Measurement grid: dx=8mm, dy=8mm, dz=5mm

Reference Value = 27.37 V/m; Power Drift = -0.06 dB

Peak SAR (extrapolated) = 1.14 W/kg

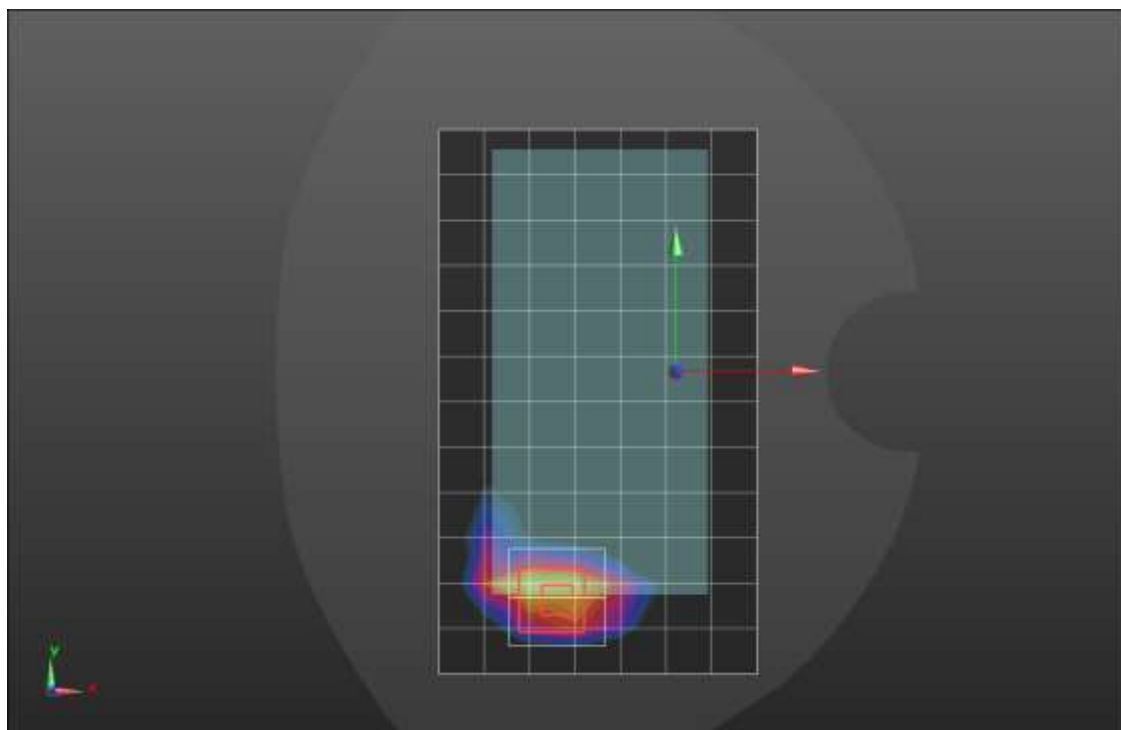
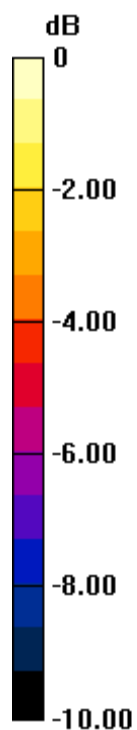
**SAR(1 g) = 0.541 W/kg; SAR(10 g) = 0.261 W/kg**

Smallest distance from peaks to all points 3 dB below = 6.6 mm

Ratio of SAR at M2 to SAR at M1 = 47.4%

[Info: Interpolated medium parameters used for SAR evaluation.](#)

Maximum value of SAR (measured) = 0.939 W/kg



0 dB = 0.939 W/kg = -0.27 dBW/kg

### n70 ANT 1

Frequency: 1702.5 MHz; Duty Cycle: 1:1; Room Ambient Temperature: 24.0°C; Liquid Temperature: 23.0°C  
 Medium parameters used (interpolated):  $f = 1702.5$  MHz;  $\sigma = 1.343$  S/m;  $\epsilon_r = 39.986$ ;  $\rho = 1000$  kg/m<sup>3</sup>

Dasy Configuration:

- Area Scan Setting: Find Secondary Maximum within 2.0 dB and with a peak SAR value greater than 0.0012 W/kg
- Electronics: DAE4 Sn1258; Calibrated: 3/18/2022
- Probe: EX3DV4 - SN7498; ConvF(8.73, 8.73, 8.73) @ 1702.5 MHz; Calibrated: 3/24/2022
- Sensor-Surface: 1.4mm (Mechanical Surface Detection)
- Phantom: Twin-SAM V8.0 (20deg probe tilt); Type: QD 000 P41 AA; Serial: 1956

#### Edge 3/Pi/2 BPSK RB 36,18 Ch 340500/Area Scan (6x10x1):

Measurement grid: dx=15mm, dy=15mm

[Info: Interpolated medium parameters used for SAR evaluation.](#)

Maximum value of SAR (measured) = 1.26 W/kg

#### Edge 3/Pi/2 BPSK RB 36,18 Ch 340500/Zoom Scan (5x5x7)/Cube 0:

Measurement grid: dx=8mm, dy=8mm, dz=5mm

Reference Value = 34.48 V/m; Power Drift = -0.19 dB

Peak SAR (extrapolated) = 1.81 W/kg

Peak SAR (extrapolated) = 1.81 W/kg

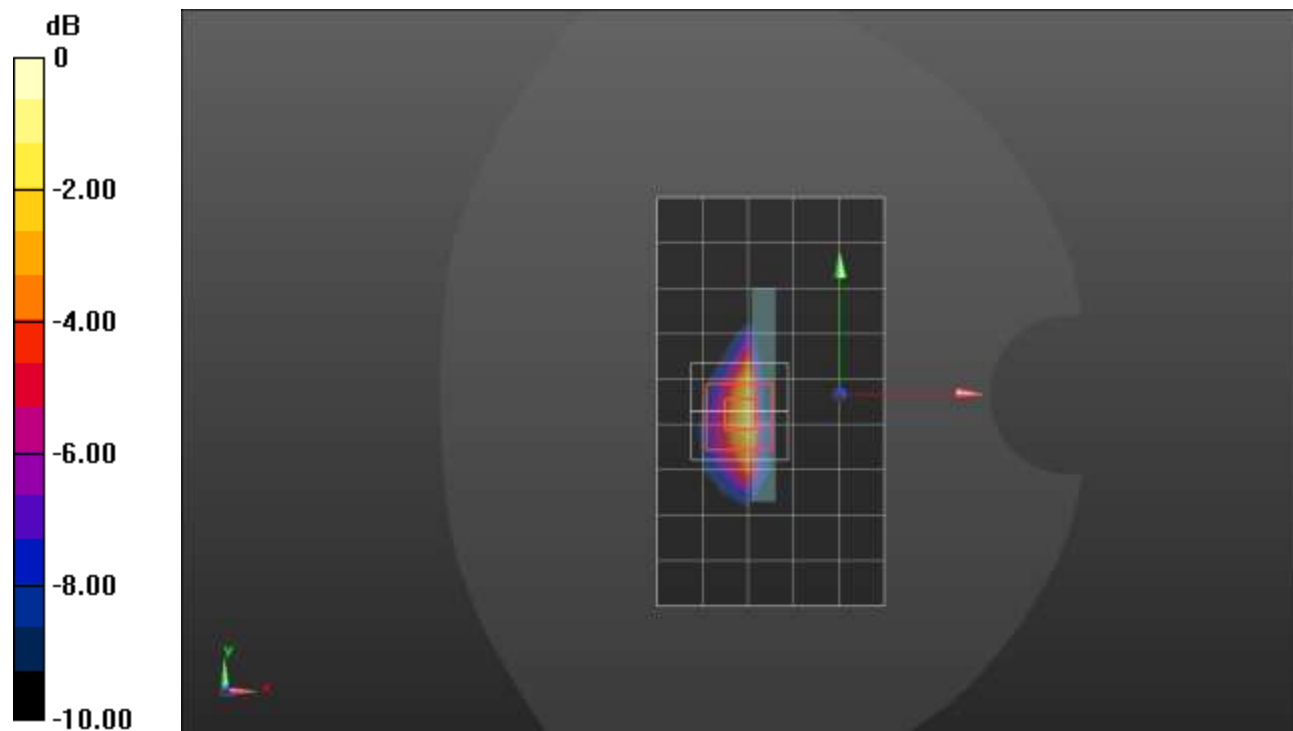
**SAR(1 g) = 0.854 W/kg; SAR(10 g) = 0.384 W/kg**

Smallest distance from peaks to all points 3 dB below = 8 mm

Ratio of SAR at M2 to SAR at M1 = 47.9%

[Info: Interpolated medium parameters used for SAR evaluation.](#)

Maximum value of SAR (measured) = 1.47 W/kg



0 dB = 1.47 W/kg = 1.67 dBW/kg

## n70 ANT 2

Frequency: 1702.5 MHz; Duty Cycle: 1:1; Room Ambient Temperature: 24.0°C; Liquid Temperature: 23.0°C  
 Medium parameters used (interpolated):  $f = 1702.5$  MHz;  $\sigma = 1.39$  S/m;  $\epsilon_r = 40.517$ ;  $\rho = 1000$  kg/m<sup>3</sup>

Dasy Configuration:

- Area Scan Setting: Find Secondary Maximum within 2.0 dB and with a peak SAR value greater than 0.0012 W/kg
- Electronics: DAE4 Sn1545; Calibrated: 2/23/2022
- Probe: EX3DV4 - SN7500; ConvF(8.42, 8.42, 8.42) @ 1702.5 MHz; Calibrated: 3/25/2022
- Sensor-Surface: 1.4mm (Mechanical Surface Detection)
- Phantom: Twin-SAM V8.0 (20deg probe tilt); Type: QD 000 P41 AA; Serial: 1948

**RHS/Touch\_Pi/2 BPSK RB 1,39 Ch 340500/Area Scan (8x14x1):** Measurement grid: dx=15mm, dy=15mm

[Info: Interpolated medium parameters used for SAR evaluation.](#)

Maximum value of SAR (measured) = 0.788 W/kg

**RHS/Touch\_Pi/2 BPSK RB 1,39 Ch 340500/Zoom Scan (5x5x7)/Cube 0:** Measurement grid: dx=8mm, dy=8mm, dz=5mm

Reference Value = 31.26 V/m; Power Drift = 0.09 dB

Peak SAR (extrapolated) = 1.45 W/kg

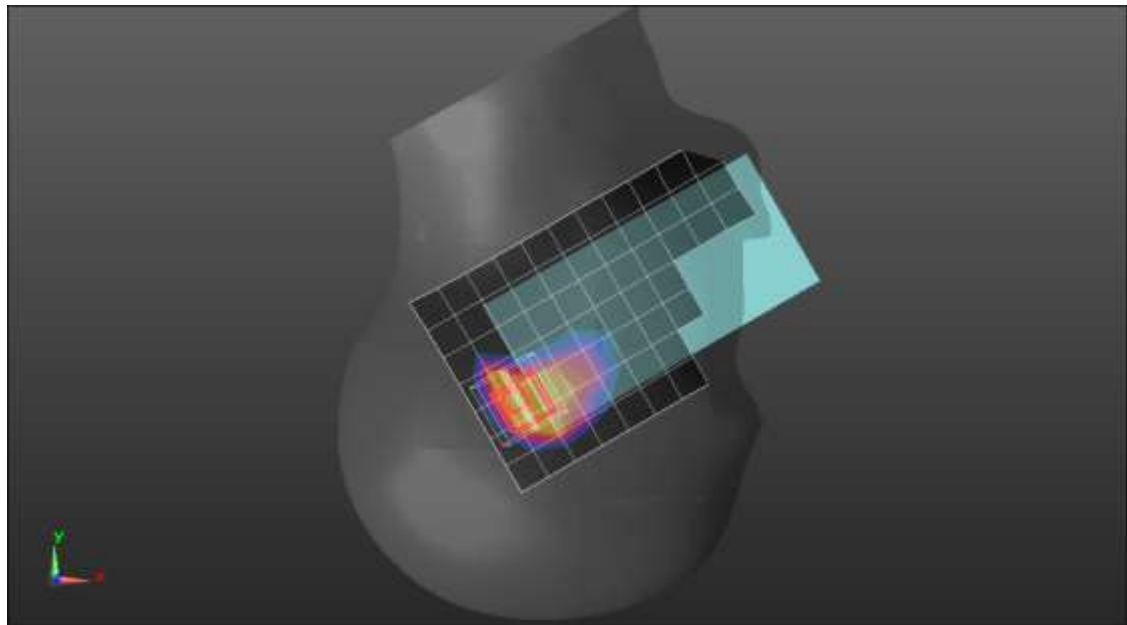
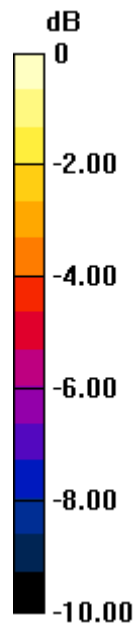
**SAR(1 g) = 0.749 W/kg; SAR(10 g) = 0.389 W/kg**

Smallest distance from peaks to all points 3 dB below = 10.8 mm

Ratio of SAR at M2 to SAR at M1 = 53.1%

[Info: Interpolated medium parameters used for SAR evaluation.](#)

Maximum value of SAR (measured) = 1.19 W/kg



0 dB = 1.19 W/kg = 0.76 dBW/kg

## n70 ANT 2

Frequency: 1702.5 MHz; Duty Cycle: 1:1; Room Ambient Temperature: 24.0°C; Liquid Temperature: 23.0°C  
 Medium parameters used (interpolated):  $f = 1702.5$  MHz;  $\sigma = 1.39$  S/m;  $\epsilon_r = 40.517$ ;  $\rho = 1000$  kg/m<sup>3</sup>

Dasy Configuration:

- Area Scan Setting: Find Secondary Maximum within 2.0 dB and with a peak SAR value greater than 0.0012 W/kg
- Electronics: DAE4 Sn1545; Calibrated: 2/23/2022
- Probe: EX3DV4 - SN7500; ConvF(8.42, 8.42, 8.42) @ 1702.5 MHz; Calibrated: 3/25/2022
- Sensor-Surface: 1.4mm (Mechanical Surface Detection)
- Phantom: Twin-SAM V8.0 (20deg probe tilt); Type: QD 000 P41 AA; Serial: 1948

**Rear/Pi/2 BPSK RB 1,39 Ch 340500 /Area Scan (8x14x1):** Measurement grid: dx=15mm, dy=15mm

[Info: Interpolated medium parameters used for SAR evaluation.](#)

Maximum value of SAR (measured) = 0.661 W/kg

**Rear/Pi/2 BPSK RB 1,39 Ch 340500 /Zoom Scan (5x5x7)/Cube 0:** Measurement grid: dx=8mm, dy=8mm, dz=5mm

Reference Value = 27.47 V/m; Power Drift = 0.05 dB

Peak SAR (extrapolated) = 1.31 W/kg

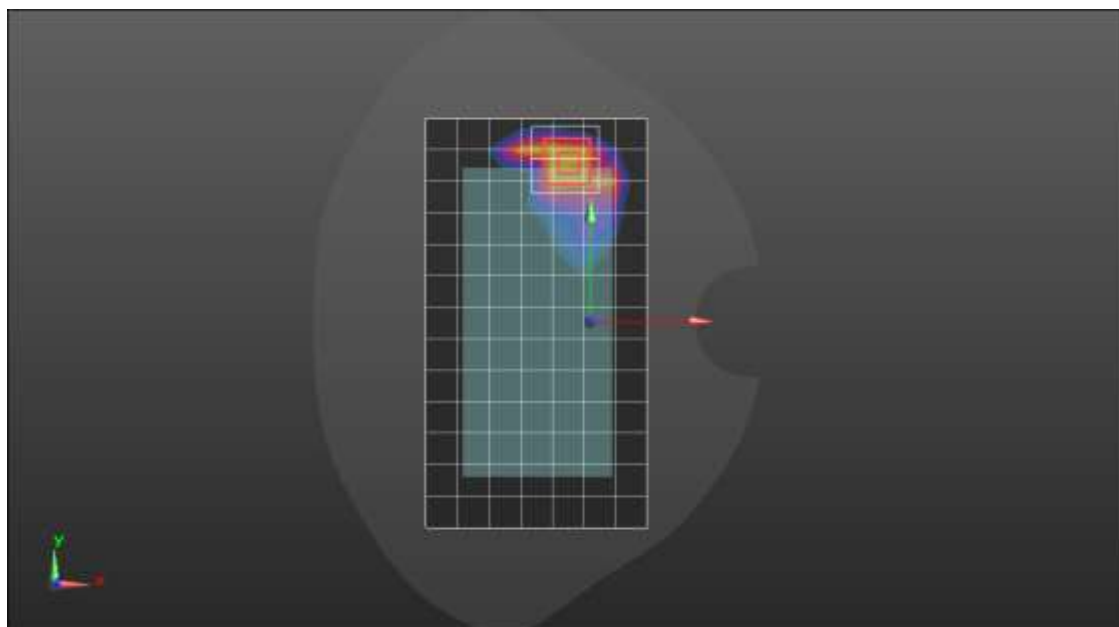
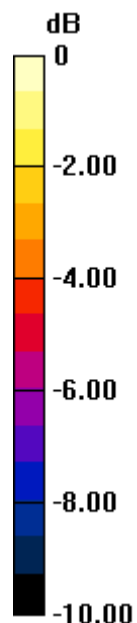
**SAR(1 g) = 0.677 W/kg; SAR(10 g) = 0.336 W/kg**

Smallest distance from peaks to all points 3 dB below = 8 mm

Ratio of SAR at M2 to SAR at M1 = 57%

[Info: Interpolated medium parameters used for SAR evaluation.](#)

Maximum value of SAR (measured) = 0.985 W/kg



0 dB = 0.985 W/kg = -0.07 dBW/kg

### n70 ANT 2

Frequency: 1702.5 MHz; Duty Cycle: 1:1; Room Ambient Temperature: 24.0°C; Liquid Temperature: 23.0°C  
Medium parameters used (interpolated):  $f = 1702.5$  MHz;  $\sigma = 1.39$  S/m;  $\epsilon_r = 40.517$ ;  $\rho = 1000$  kg/m<sup>3</sup>

Dasy Configuration:

- Area Scan Setting: Find Secondary Maximum within 2.0 dB and with a peak SAR value greater than 0.0012 W/kg
- Electronics: DAE4 Sn1545; Calibrated: 2/23/2022
- Probe: EX3DV4 - SN7500; ConvF(8.42, 8.42, 8.42) @ 1702.5 MHz; Calibrated: 3/25/2022
- Sensor-Surface: 1.4mm (Mechanical Surface Detection)
- Phantom: Twin-SAM V8.0 (20deg probe tilt); Type: QD 000 P41 AA; Serial: 1948

### Edge 1/Pi/2 BPSK RB 36,18 Ch 340500/Area Scan (6x10x1):

Measurement grid: dx=15mm, dy=15mm

[Info: Interpolated medium parameters used for SAR evaluation.](#)

Maximum value of SAR (measured) = 1.16 W/kg

### Edge 1/Pi/2 BPSK RB 36,18 Ch 340500/Zoom Scan (5x5x7)/Cube 0:

Measurement grid: dx=8mm, dy=8mm, dz=5mm

Reference Value = 31.77 V/m; Power Drift = -0.03 dB

Peak SAR (extrapolated) = 1.68 W/kg

Peak SAR (extrapolated) = 1.68 W/kg

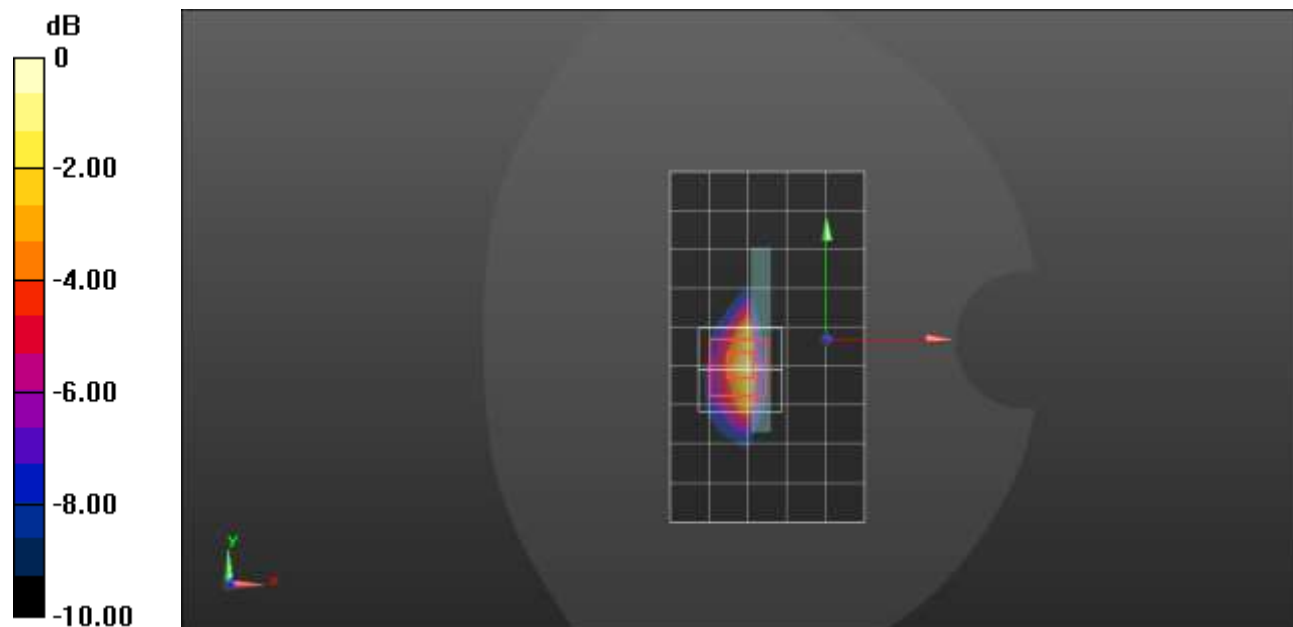
**SAR(1 g) = 0.792 W/kg; SAR(10 g) = 0.365 W/kg**

Smallest distance from peaks to all points 3 dB below = 8 mm

Ratio of SAR at M2 to SAR at M1 = 50%

[Info: Interpolated medium parameters used for SAR evaluation.](#)

Maximum value of SAR (measured) = 1.29 W/kg



0 dB = 1.29 W/kg = 1.11 dBW/kg



### n70 ANT 3

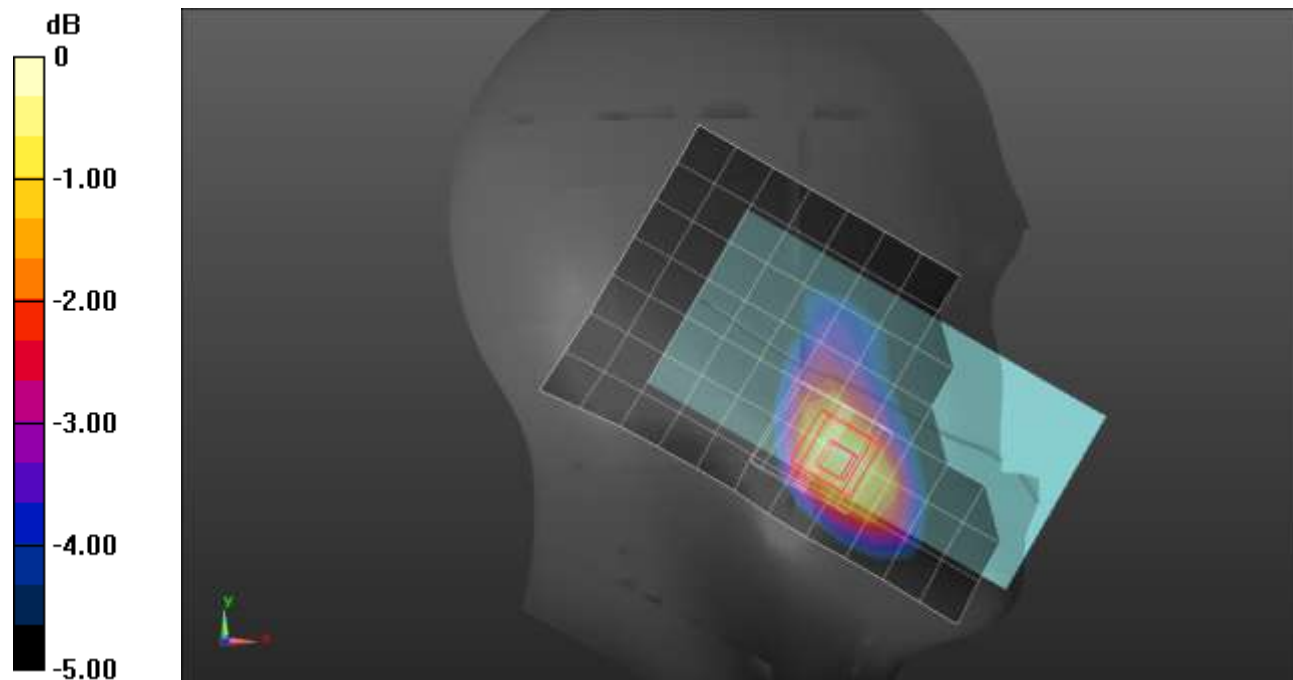
Frequency: 1702.5 MHz; Duty Cycle: 1:1; Room Ambient Temperature: 24.0°C; Liquid Temperature: 23.0°C  
Medium parameters used (interpolated):  $f = 1702.5$  MHz;  $\sigma = 1.297$  S/m;  $\epsilon_r = 39.135$ ;  $\rho = 1000$  kg/m<sup>3</sup>

Dasy Configuration:

- Area Scan Setting: Find Secondary Maximum within 2.0 dB and with a peak SAR value greater than 0.0012 W/kg
- Electronics: DAE4 Sn1545; Calibrated: 2/23/2022
- Probe: EX3DV4 - SN7500; ConvF(8.42, 8.42, 8.42) @ 1702.5 MHz; Calibrated: 3/25/2022
- Sensor-Surface: 1.4mm (Mechanical Surface Detection)
- Phantom: Twin-SAM V8.0 (20deg probe tilt); Type: QD 000 P41 AA; Serial: 1948

**LHS/Touch\_Pi/2 BPSK RB 1,39 Ch 340500/Area Scan (8x13x1):** Measurement grid: dx=15mm, dy=15mm  
Maximum value of SAR (measured) = 0.478 W/kg

**LHS/Touch\_Pi/2 BPSK RB 1,39 Ch 340500/Zoom Scan (5x5x7)/Cube 0:** Measurement grid: dx=8mm, dy=8mm, dz=5mm  
Reference Value = 20.07 V/m; Power Drift = 0.05 dB  
Peak SAR (extrapolated) = 0.582 W/kg  
**SAR(1 g) = 0.377 W/kg; SAR(10 g) = 0.242 W/kg**  
Smallest distance from peaks to all points 3 dB below = 15 mm  
Ratio of SAR at M2 to SAR at M1 = 66.3%  
Maximum value of SAR (measured) = 0.500 W/kg



0 dB = 0.500 W/kg = -3.01 dBW/kg

### n70 ANT 3

Frequency: 1702.5 MHz; Duty Cycle: 1:1; Room Ambient Temperature: 24.0°C; Liquid Temperature: 23.0°C  
Medium parameters used (interpolated):  $f = 1702.5$  MHz;  $\sigma = 1.297$  S/m;  $\epsilon_r = 39.135$ ;  $\rho = 1000$  kg/m<sup>3</sup>

Dasy Configuration:

- Area Scan Setting: Find Secondary Maximum within 2.0 dB and with a peak SAR value greater than 0.0012 W/kg
- Electronics: DAE4 Sn1545; Calibrated: 2/23/2022
- Probe: EX3DV4 - SN7500; ConvF(8.42, 8.42, 8.42) @ 1702.5 MHz; Calibrated: 3/25/2022
- Sensor-Surface: 1.4mm (Mechanical Surface Detection (Locations From Previous Scan Used)), Sensor-Surface: 1.4mm (Mechanical Surface Detection)
- Phantom: Twin-SAM V8.0 (20deg probe tilt); Type: QD 000 P41 AA; Serial: 1948

**Rear/Pi/2 BPSK RB 36,18 Ch 340500/Area Scan (8x13x1):** Measurement grid: dx=15mm, dy=15mm  
Maximum value of SAR (measured) = 0.833 W/kg

**Rear/Pi/2 BPSK RB 36,18 Ch 340500/Zoom Scan (5x5x7)/Cube 0:** Measurement grid: dx=8mm, dy=8mm, dz=5mm

Reference Value = 20.16 V/m; Power Drift = 0.08 dB

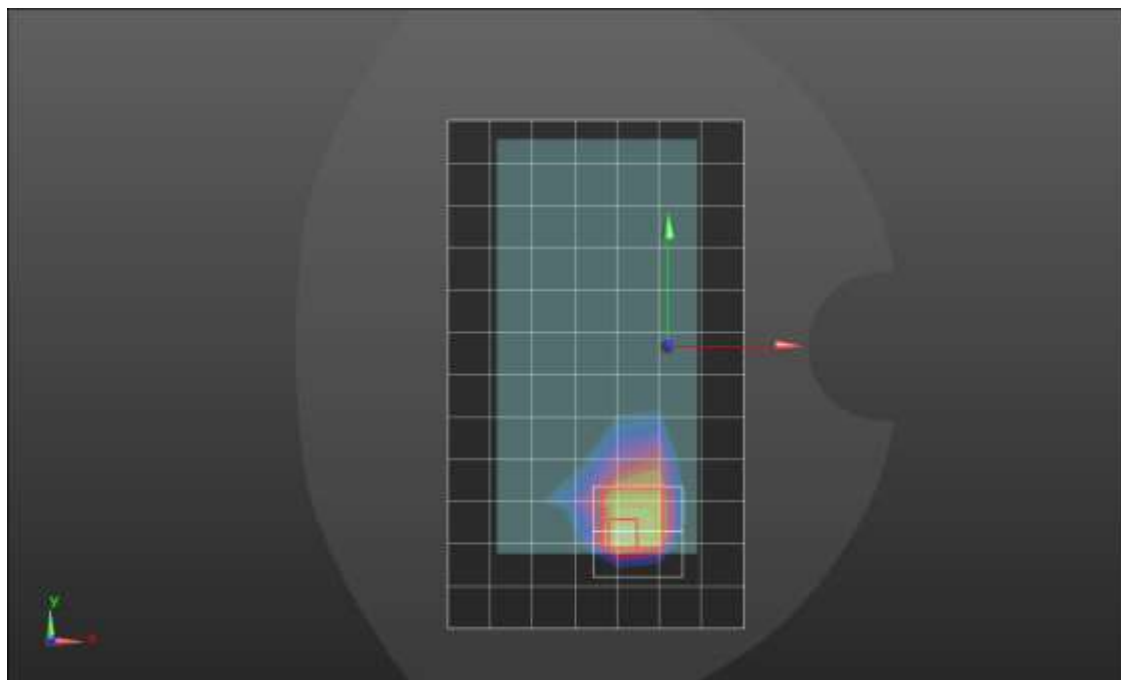
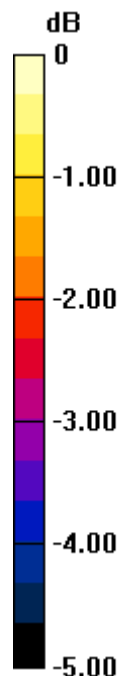
Peak SAR (extrapolated) = 1.15 W/kg

**SAR(1 g) = 0.535 W/kg; SAR(10 g) = 0.289 W/kg**

Smallest distance from peaks to all points 3 dB below = 10.7 mm

Ratio of SAR at M2 to SAR at M1 = 46%

Maximum value of SAR (measured) = 0.893 W/kg



0 dB = 0.893 W/kg = -0.49 dBW/kg

### n70 ANT 3

Frequency: 1702.5 MHz; Duty Cycle: 1:1; Room Ambient Temperature: 24.0°C; Liquid Temperature: 23.0°C  
 Medium parameters used (interpolated):  $f = 1702.5$  MHz;  $\sigma = 1.297$  S/m;  $\epsilon_r = 39.135$ ;  $\rho = 1000$  kg/m<sup>3</sup>

Dasy Configuration:

- Area Scan Setting: Find Secondary Maximum within 2.0 dB and with a peak SAR value greater than 0.0012 W/kg
- Electronics: DAE4 Sn1545; Calibrated: 2/23/2022
- Probe: EX3DV4 - SN7500; ConvF(8.42, 8.42, 8.42) @ 1702.5 MHz; Calibrated: 3/25/2022
- Sensor-Surface: 1.4mm (Mechanical Surface Detection (Locations From Previous Scan Used)), Sensor-Surface: 1.4mm (Mechanical Surface Detection)
- Phantom: Twin-SAM V8.0 (20deg probe tilt); Type: QD 000 P41 AA; Serial: 1948

**Edge 4/Pi/2 BPSK RB 36,18 Ch 340500/Area Scan (6x13x1):** Measurement grid: dx=15mm, dy=15mm  
 Maximum value of SAR (measured) = 1.34 W/kg

**Edge 4/Pi/2 BPSK RB 36,18 Ch 340500/Zoom Scan (5x5x7)/Cube 0:** Measurement grid: dx=8mm, dy=8mm, dz=5mm

Reference Value = 33.32 V/m; Power Drift = 0.04 dB

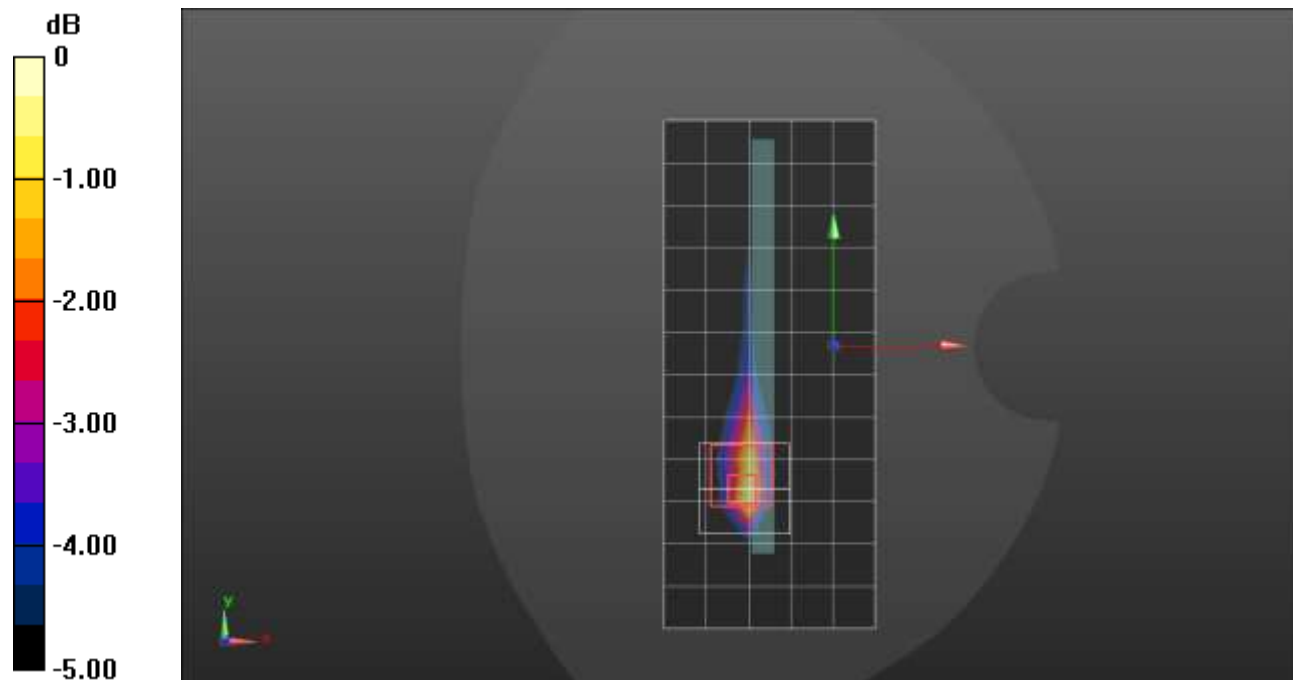
Peak SAR (extrapolated) = 1.72 W/kg

**SAR(1 g) = 0.842 W/kg; SAR(10 g) = 0.427 W/kg**

Smallest distance from peaks to all points 3 dB below = 6.6 mm

Ratio of SAR at M2 to SAR at M1 = 53.6%

Maximum value of SAR (measured) = 1.33 W/kg



0 dB = 1.33 W/kg = 1.24 dBW/kg

### n70 ANT 4

Frequency: 1702.5 MHz; Duty Cycle: 1:1; Room Ambient Temperature: 24.0°C; Liquid Temperature: 23.0°C  
 Medium parameters used (interpolated):  $f = 1702.5$  MHz;  $\sigma = 1.297$  S/m;  $\epsilon_r = 39.135$ ;  $\rho = 1000$  kg/m<sup>3</sup>

Dasy Configuration:

- Area Scan Setting: Find Secondary Maximum within 2.0 dB and with a peak SAR value greater than 0.0012 W/kg
- Electronics: DAE4 Sn1545; Calibrated: 2/23/2022
- Probe: EX3DV4 - SN7500; ConvF(8.42, 8.42, 8.42) @ 1702.5 MHz; Calibrated: 3/25/2022
- Sensor-Surface: 1.4mm (Mechanical Surface Detection)
- Phantom: Twin-SAM V8.0 (20deg probe tilt); Type: QD 000 P41 AA; Serial: 1948

**LHS/Touch\_Pi/2 BPSK RB 1,39 Ch 340500/Area Scan (8x13x1):** Measurement grid: dx=15mm, dy=15mm

[Info: Interpolated medium parameters used for SAR evaluation.](#)

Maximum value of SAR (measured) = 1.29 W/kg

**LHS/Touch\_Pi/2 BPSK 1,39 Ch 340500/Zoom Scan (5x5x7)/Cube 0:** Measurement grid:

dx=8mm, dy=8mm, dz=5mm

Reference Value = 34.52 V/m; Power Drift = -0.01 dB

Peak SAR (extrapolated) = 1.82 W/kg

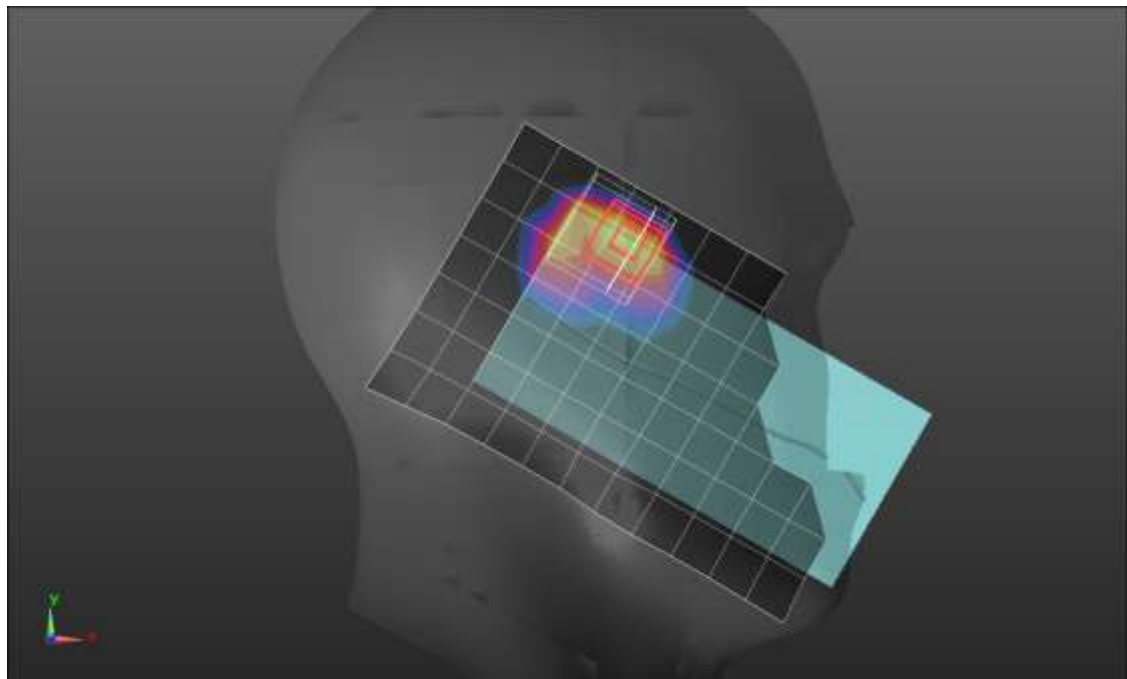
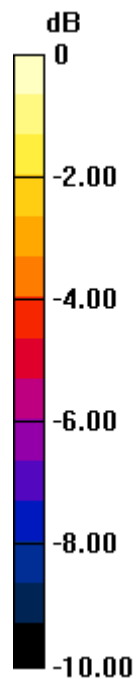
**SAR(1 g) = 0.839 W/kg; SAR(10 g) = 0.401 W/kg**

Smallest distance from peaks to all points 3 dB below = 5 mm

Ratio of SAR at M2 to SAR at M1 = 45.2%

[Info: Interpolated medium parameters used for SAR evaluation.](#)

Maximum value of SAR (measured) = 1.53 W/kg



0 dB = 1.53 W/kg = 1.85 dBW/kg

### n70 ANT 4

Frequency: 1702.5 MHz; Duty Cycle: 1:1; Room Ambient Temperature: 24.0°C; Liquid Temperature: 23.0°C  
Medium parameters used (interpolated):  $f = 1702.5$  MHz;  $\sigma = 1.297$  S/m;  $\epsilon_r = 39.135$ ;  $\rho = 1000$  kg/m<sup>3</sup>

Dasy Configuration:

- Area Scan Setting: Find Secondary Maximum within 2.0 dB and with a peak SAR value greater than 0.0012 W/kg
- Electronics: DAE4 Sn1545; Calibrated: 2/23/2022
- Probe: EX3DV4 - SN7500; ConvF(8.42, 8.42, 8.42) @ 1702.5 MHz; Calibrated: 3/25/2022
- Sensor-Surface: 1.4mm (Mechanical Surface Detection)
- Phantom: Twin-SAM V8.0 (20deg probe tilt); Type: QD 000 P41 AA; Serial: 1948

### Rear/Pi/2 BPSK RB 36,18 Ch 340500/Area Scan (8x13x1):

Measurement grid: dx=15mm, dy=15mm  
[Info: Interpolated medium parameters used for SAR evaluation.](#)

Maximum value of SAR (measured) = 0.760 W/kg

### Rear/Pi/2 BPSK RB 36,18 Ch 340500/Zoom Scan (5x5x7)/Cube 0:

Measurement grid: dx=8mm, dy=8mm, dz=5mm

Reference Value = 25.41 V/m; Power Drift = 0.03 dB

Peak SAR (extrapolated) = 0.914 W/kg

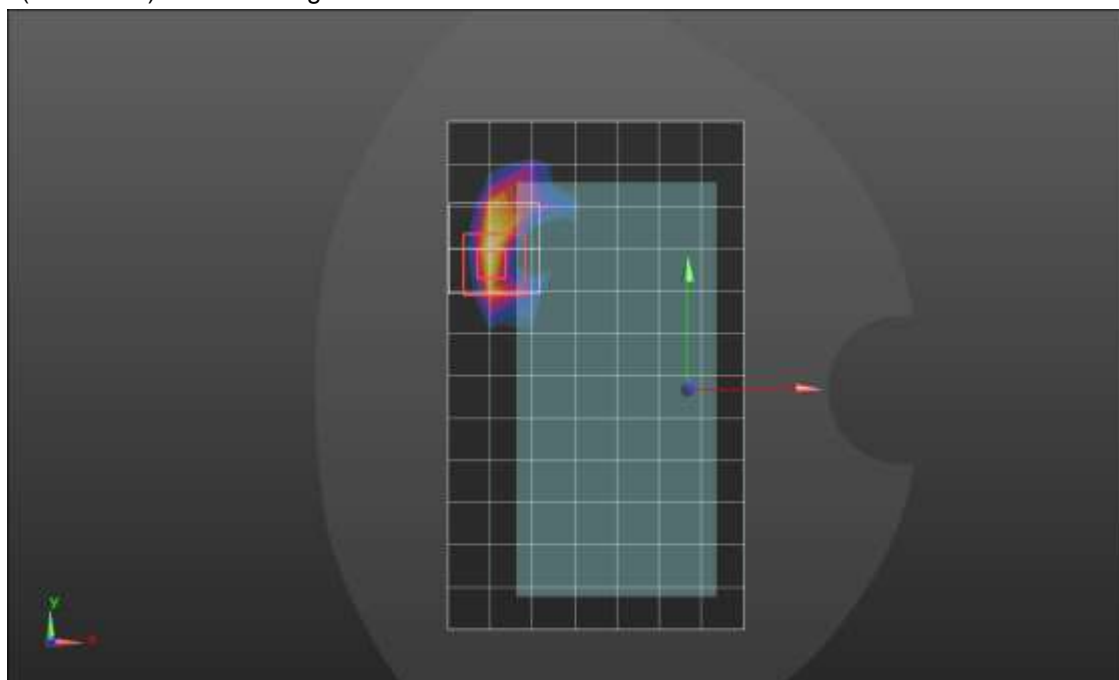
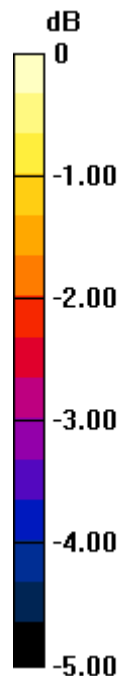
**SAR(1 g) = 0.461 W/kg; SAR(10 g) = 0.230 W/kg**

Smallest distance from peaks to all points 3 dB below = 4.8 mm

Ratio of SAR at M2 to SAR at M1 = 48.9%

[Info: Interpolated medium parameters used for SAR evaluation.](#)

Maximum value of SAR (measured) = 0.765 W/kg



0 dB = 0.765 W/kg = -1.16 dBW/kg

### n70 ANT 4

Frequency: 1702.5 MHz; Duty Cycle: 1:1; Room Ambient Temperature: 24.0°C; Liquid Temperature: 23.0°C  
 Medium parameters used (interpolated):  $f = 1702.5 \text{ MHz}$ ;  $\sigma = 1.297 \text{ S/m}$ ;  $\epsilon_r = 39.135$ ;  $\rho = 1000 \text{ kg/m}^3$

Dasy Configuration:

- Area Scan Setting: Find Secondary Maximum within 2.0 dB and with a peak SAR value greater than 0.0012 W/kg
- Electronics: DAE4 Sn1545; Calibrated: 2/23/2022
- Probe: EX3DV4 - SN7500; ConvF(8.42, 8.42, 8.42) @ 1702.5 MHz; Calibrated: 3/25/2022
- Sensor-Surface: 1.4mm (Mechanical Surface Detection)
- Phantom: Twin-SAM V8.0 (20deg probe tilt); Type: QD 000 P41 AA; Serial: 1948

#### Edge 2/Pi/2 BPSK RB 1,39 Ch 340500/Area Scan (6x13x1): Measurement grid: dx=15mm, dy=15mm

[Info: Interpolated medium parameters used for SAR evaluation.](#)

Maximum value of SAR (measured) = 1.26 W/kg

#### Edge 2/Pi/2 BPSK RB 1,39 Ch 340500/Zoom Scan (5x5x7)/Cube 0: Measurement grid: dx=8mm, dy=8mm, dz=5mm

Reference Value = 27.85 V/m; Power Drift = 0.05 dB

Peak SAR (extrapolated) = 1.82 W/kg

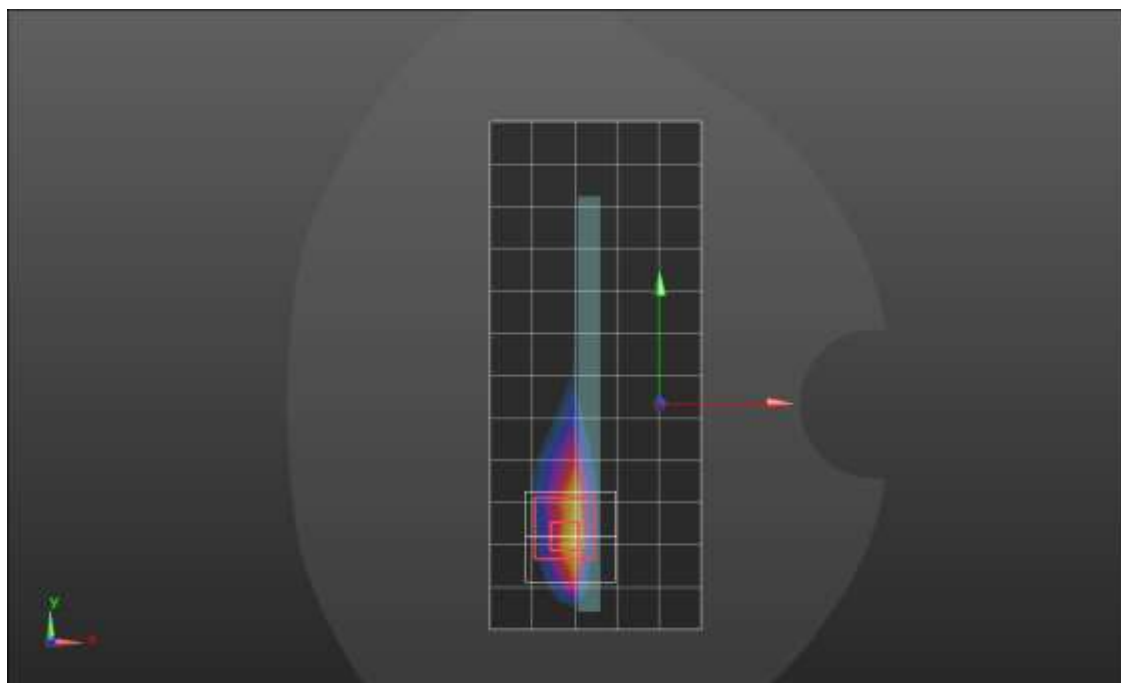
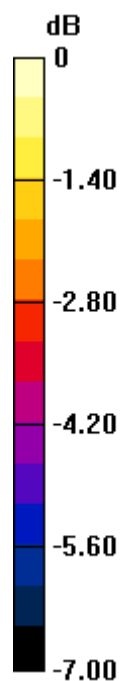
**SAR(1 g) = 0.907 W/kg; SAR(10 g) = 0.430 W/kg**

Smallest distance from peaks to all points 3 dB below = 6.4 mm

Ratio of SAR at M2 to SAR at M1 = 52.6%

[Info: Interpolated medium parameters used for SAR evaluation.](#)

Maximum value of SAR (measured) = 1.45 W/kg



0 dB = 1.45 W/kg = 1.61 dBW/kg

### n71 ANT 1

Frequency: 680.5 MHz; Duty Cycle: 1:1; Room Ambient Temperature: 24.0°C; Liquid Temperature: 23.0°C  
 Medium parameters used (interpolated):  $f = 680.5$  MHz;  $\sigma = 0.851$  S/m;  $\epsilon_r = 40.894$ ;  $\rho = 1000$  kg/m<sup>3</sup>

Dasy Configuration:

- Area Scan Setting: Find Secondary Maximum within 2.0 dB and with a peak SAR value greater than 0.0012 W/kg
- Electronics: DAE4 Sn1547; Calibrated: 4/21/2022
- Probe: EX3DV4 - SN3989; ConvF(10.59, 10.59, 10.59) @ 680.5 MHz; Calibrated: 1/19/2022
- Sensor-Surface: 1.4mm (Mechanical Surface Detection)
- Phantom: SAM with CRP v5.0; Type: QD000P40CD; Serial: TP:xxxx

**RHS/Touch\_Pi/2 BPSK RB 50,25 Ch 136100/Area Scan (9x13x1):** Measurement grid: dx=15mm, dy=15mm

[Info: Interpolated medium parameters used for SAR evaluation.](#)

Maximum value of SAR (measured) = 0.212 W/kg

**RHS/Touch\_Pi/2 BPSK RB 50,25 Ch 136100/Zoom Scan (5x5x7)/Cube 0:** Measurement grid: dx=8mm, dy=8mm, dz=5mm

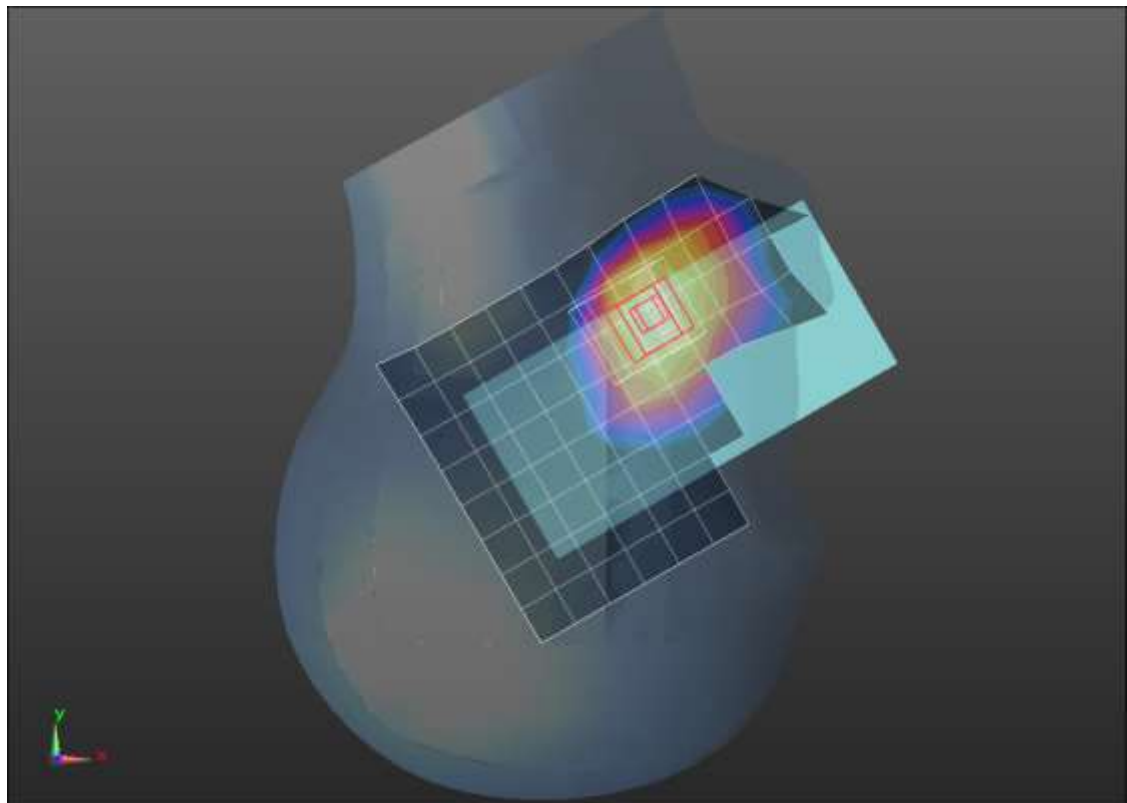
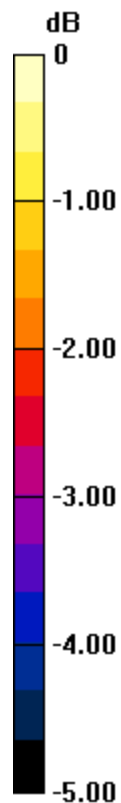
Reference Value = 16.23 V/m; Power Drift = 0.12 dB

Peak SAR (extrapolated) = 0.255 W/kg

**SAR(1 g) = 0.184 W/kg; SAR(10 g) = 0.142 W/kg**

[Info: Interpolated medium parameters used for SAR evaluation.](#)

Maximum value of SAR (measured) = 0.225 W/kg



0 dB = 0.225 W/kg = -6.48 dBW/kg

### n71 ANT 1

Frequency: 680.5 MHz; Duty Cycle: 1:1; Room Ambient Temperature: 24.0°C; Liquid Temperature: 23.0°C  
 Medium parameters used (interpolated):  $f = 680.5 \text{ MHz}$ ;  $\sigma = 0.851 \text{ S/m}$ ;  $\epsilon_r = 40.894$ ;  $\rho = 1000 \text{ kg/m}^3$

Dasy Configuration:

- Area Scan Setting: Find Secondary Maximum within 2.0 dB and with a peak SAR value greater than 0.0012 W/kg
- Electronics: DAE4 Sn1547; Calibrated: 4/21/2022
- Probe: EX3DV4 - SN3989; ConvF(10.59, 10.59, 10.59) @ 680.5 MHz; Calibrated: 1/19/2022
- Sensor-Surface: 1.4mm (Mechanical Surface Detection)
- Phantom: SAM with CRP v5.0; Type: QD000P40CD; Serial: TP:xxxx

**Rear/Pi/2 BPSK RB 50,25 Ch 136100/Area Scan (9x14x1):** Measurement grid:  $dx=15\text{mm}$ ,  $dy=15\text{mm}$

[Info: Interpolated medium parameters used for SAR evaluation.](#)

Maximum value of SAR (measured) = 0.860 W/kg

**Rear/Pi/2 BPSK RB 50,25 Ch 136100/Zoom Scan (5x5x7)/Cube 0:** Measurement grid:  $dx=8\text{mm}$ ,  $dy=8\text{mm}$ ,  $dz=5\text{mm}$

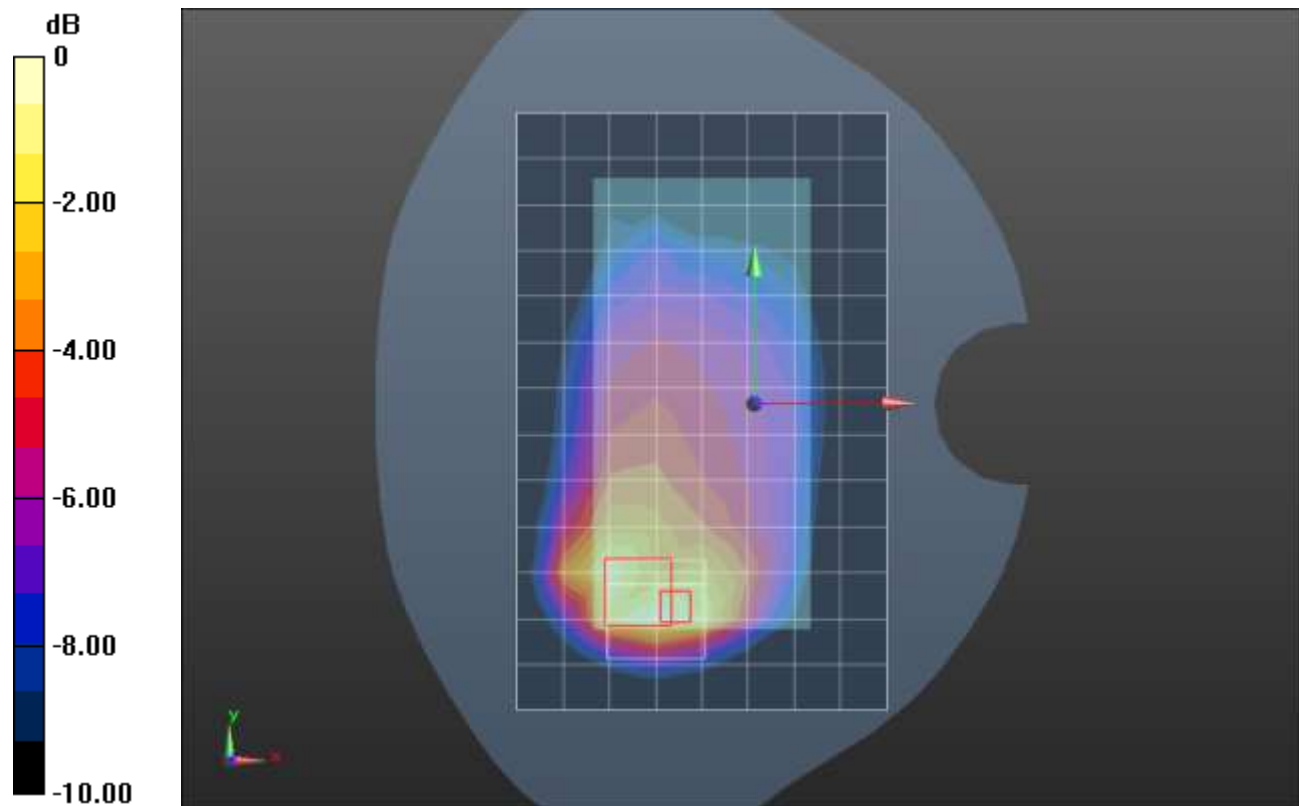
Reference Value = 32.78 V/m; Power Drift = -0.08 dB

Peak SAR (extrapolated) = 1.29 W/kg

**SAR(1 g) = 0.497 W/kg; SAR(10 g) = 0.269 W/kg**

[Info: Interpolated medium parameters used for SAR evaluation.](#)

Maximum value of SAR (measured) = 0.917 W/kg



0 dB = 0.917 W/kg = -0.38 dBW/kg



### n71 ANT 1

Frequency: 680.5 MHz; Duty Cycle: 1:1; Room Ambient Temperature: 24.0°C; Liquid Temperature: 23.0°C  
 Medium parameters used (interpolated):  $f = 680.5$  MHz;  $\sigma = 0.851$  S/m;  $\epsilon_r = 40.894$ ;  $\rho = 1000$  kg/m<sup>3</sup>

Dasy Configuration:

- Area Scan Setting: Find Secondary Maximum within 2.0 dB and with a peak SAR value greater than 0.0012 W/kg
- Electronics: DAE4 Sn1547; Calibrated: 4/21/2022
- Probe: EX3DV4 - SN3989; ConvF(10.59, 10.59, 10.59) @ 680.5 MHz; Calibrated: 1/19/2022
- Sensor-Surface: 1.4mm (Mechanical Surface Detection)
- Phantom: SAM with CRP v5.0; Type: QD000P40CD; Serial: TP:xxxx

**Edge 2/Pi/2 BPSK RB 50,25 Ch 136100/Area Scan (5x13x1):** Measurement grid: dx=15mm, dy=15mm

[Info: Interpolated medium parameters used for SAR evaluation.](#)

Maximum value of SAR (measured) = 0.860 W/kg

**Edge 2/Pi/2 BPSK RB 50,25 Ch 136100/Zoom Scan (5x5x7)/Cube 0:** Measurement grid: dx=8mm, dy=8mm, dz=5mm

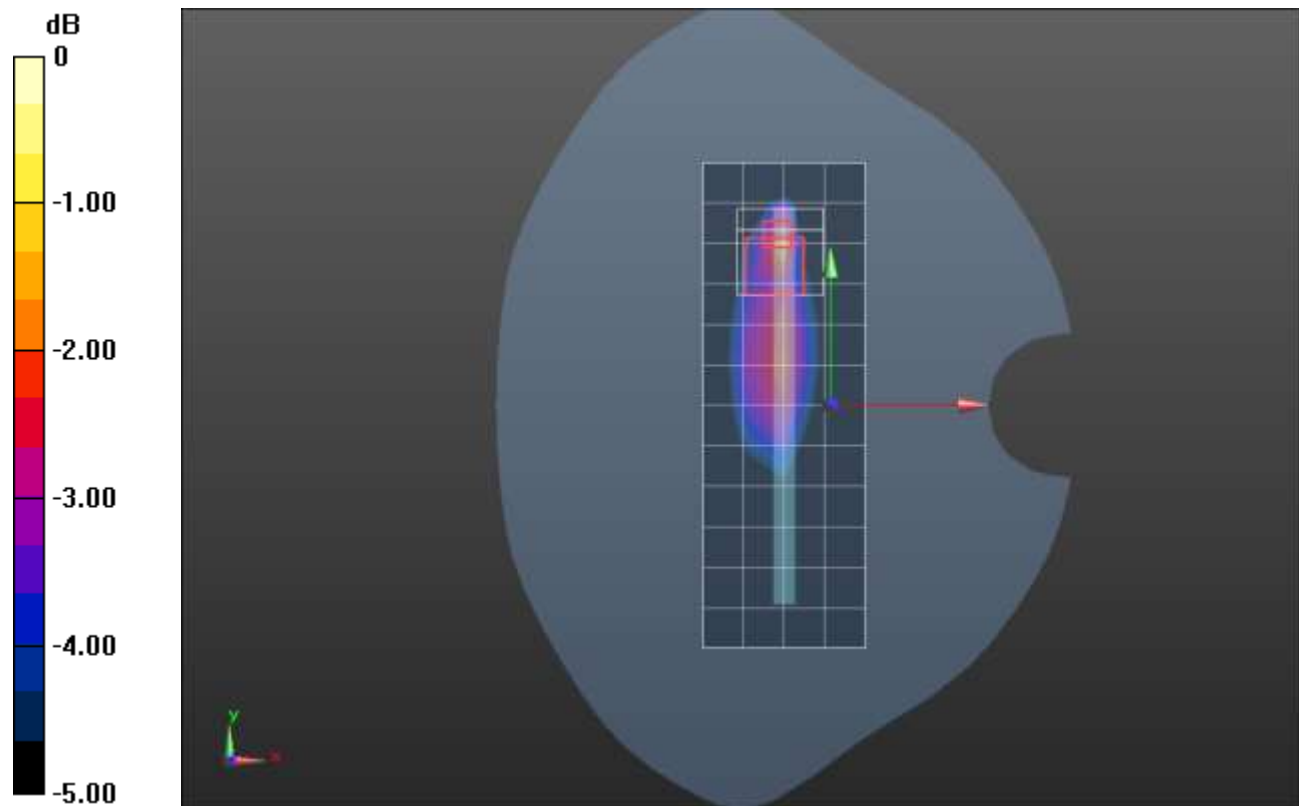
Reference Value = 31.51 V/m; Power Drift = -0.05 dB

Peak SAR (extrapolated) = 1.74 W/kg

**SAR(1 g) = 0.588 W/kg; SAR(10 g) = 0.325 W/kg**

[Info: Interpolated medium parameters used for SAR evaluation.](#)

Maximum value of SAR (measured) = 1.21 W/kg



0 dB = 1.21 W/kg = 0.83 dBW/kg

## n71 ANT 2

Frequency: 680.5 MHz; Duty Cycle: 1:1; Room Ambient Temperature: 24.0°C; Liquid Temperature: 23.0°C  
 Medium parameters used (interpolated):  $f = 680.5$  MHz;  $\sigma = 0.852$  S/m;  $\epsilon_r = 40.352$ ;  $\rho = 1000$  kg/m<sup>3</sup>

Dasy Configuration:

- Area Scan Setting: Find Secondary Maximum within 2.0 dB and with a peak SAR value greater than 0.0012 W/kg
- Electronics: DAE4 Sn1380; Calibrated: 8/11/2021
- Probe: EX3DV4 - SN3686; ConvF(9.75, 9.75, 9.75) @ 680.5 MHz; Calibrated: 1/18/2022
- Sensor-Surface: 1.4mm (Mechanical Surface Detection)
- Phantom: Twin-SAM V5.0 (30deg probe tilt); Type: QD 000 P40 CD; Serial: xxxx

**LHS/Touch\_pi/2 BPSK RB 1,52 Ch 136100 /Area Scan (9x13x1):** Measurement grid: dx=15mm, dy=15mm

[Info: Interpolated medium parameters used for SAR evaluation.](#)

Maximum value of SAR (measured) = 1.53 W/kg

**LHS/Touch\_pi/2 BPSK RB 1,52 Ch 136100 /Zoom Scan (5x5x7)/Cube 0:** Measurement grid:

dx=8mm, dy=8mm, dz=5mm

Reference Value = 42.11 V/m; Power Drift = -0.09 dB

Peak SAR (extrapolated) = 2.29 W/kg

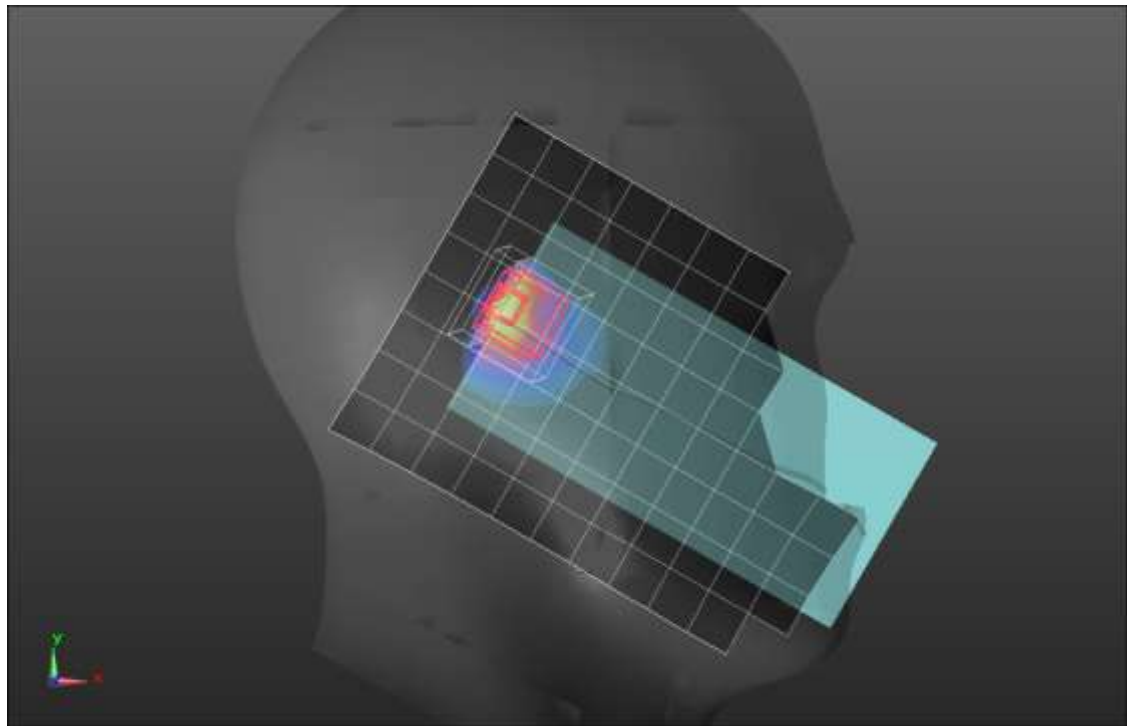
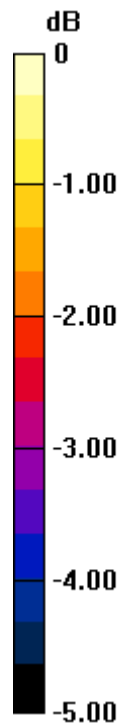
**SAR(1 g) = 0.853 W/kg; SAR(10 g) = 0.470 W/kg**

Smallest distance from peaks to all points 3 dB below = 8 mm

Ratio of SAR at M2 to SAR at M1 = 36.4%

[Info: Interpolated medium parameters used for SAR evaluation.](#)

Maximum value of SAR (measured) = 1.56 W/kg



0 dB = 1.56 W/kg = 1.93 dBW/kg

## n71 ANT 2

Frequency: 680.5 MHz; Duty Cycle: 1:1; Room Ambient Temperature: 24.0°C; Liquid Temperature: 23.0°C  
 Medium parameters used (interpolated):  $f = 680.5 \text{ MHz}$ ;  $\sigma = 0.852 \text{ S/m}$ ;  $\epsilon_r = 40.352$ ;  $\rho = 1000 \text{ kg/m}^3$

Dasy Configuration:

- Area Scan Setting: Find Secondary Maximum within 2.0 dB and with a peak SAR value greater than 0.0012 W/kg
- Electronics: DAE4 Sn1380; Calibrated: 8/11/2021
- Probe: EX3DV4 - SN3686; ConvF(9.75, 9.75, 9.75) @ 680.5 MHz; Calibrated: 1/18/2022
- Sensor-Surface: 1.4mm (Mechanical Surface Detection)
- Phantom: Twin-SAM V5.0 (30deg probe tilt); Type: QD 000 P40 CD; Serial: xxxx

**Rear/pi/2 BPSK RB 50,25 Ch 136100/Area Scan (9x14x1):** Measurement grid: dx=15mm, dy=15mm

[Info: Interpolated medium parameters used for SAR evaluation.](#)

Maximum value of SAR (measured) = 0.719 W/kg

**Rear/pi/2 BPSK RB 50,25 Ch 136100/Zoom Scan (5x5x7)/Cube 0:** Measurement grid: dx=8mm, dy=8mm, dz=5mm

Reference Value = 30.04 V/m; Power Drift = 0.20 dB

Peak SAR (extrapolated) = 1.19 W/kg

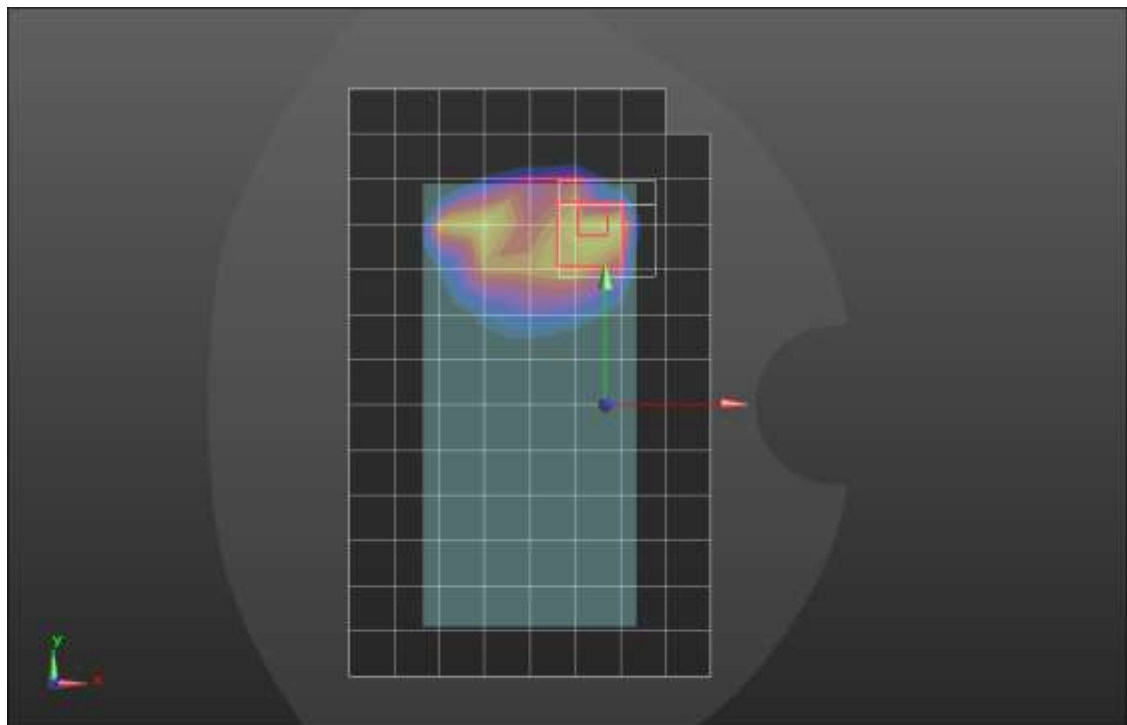
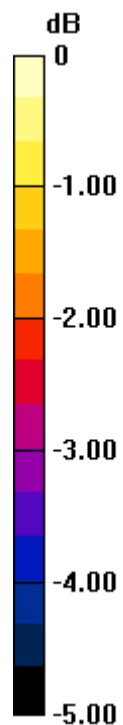
**SAR(1 g) = 0.523 W/kg; SAR(10 g) = 0.296 W/kg**

Smallest distance from peaks to all points 3 dB below = 10.7 mm

Ratio of SAR at M2 to SAR at M1 = 42.6%

[Info: Interpolated medium parameters used for SAR evaluation.](#)

Maximum value of SAR (measured) = 0.868 W/kg



0 dB = 0.868 W/kg = -0.61 dBW/kg

### n77 Block A ANT 7

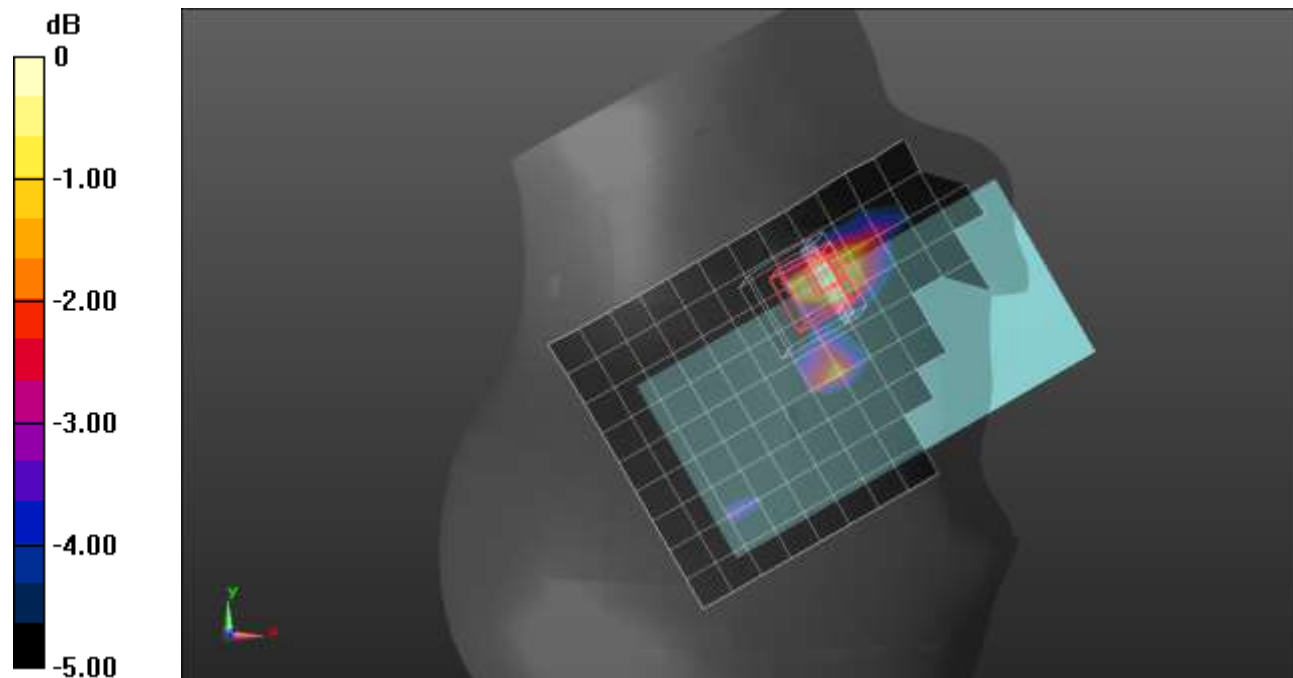
Frequency: 3499.98 MHz; Duty Cycle: 1:1; Room Ambient Temperature: 24.0°C; Liquid Temperature: 23.0°C  
Medium parameters used:  $f = 3500$  MHz;  $\sigma = 2.778$  S/m;  $\epsilon_r = 37.035$ ;  $\rho = 1000$  kg/m<sup>3</sup>

Dasy Configuration:

- Area Scan Setting: Find Secondary Maximum within 2.0 dB and with a peak SAR value greater than 0.0012 W/kg
- Electronics: DAE4 Sn1433; Calibrated: 2/23/2022
- Probe: EX3DV4 - SN3929; ConvF(6.5, 6.5, 6.5) @ 3499.98 MHz; Calibrated: 3/23/2022
- Sensor-Surface: 1.4mm (Mechanical Surface Detection)
- Phantom: Twin-SAM V8.0 (20deg probe tilt); Type: QD 000 P41 AA; Serial: 1956

**RHS/Touch\_pi/2 BPSK RB 1,136 Ch 633332/Area Scan (10x15x1):** Measurement grid: dx=12mm, dy=12mm  
Maximum value of SAR (measured) = 0.0922 W/kg

**RHS/Touch\_pi/2 BPSK RB 1,136 Ch 633332/Zoom Scan (7x7x8)/Cube 0:** Measurement grid: dx=5mm, dy=5mm, dz=4mm  
Reference Value = 5.243 V/m; Power Drift = 0.18 dB  
Peak SAR (extrapolated) = 0.113 W/kg  
**SAR(1 g) = 0.049 W/kg; SAR(10 g) = 0.019 W/kg**  
Smallest distance from peaks to all points 3 dB below: Larger than measurement grid (> 15 mm)  
Ratio of SAR at M2 to SAR at M1 = 45.4%  
Maximum value of SAR (measured) = 0.0869 W/kg



0 dB = 0.0869 W/kg = -10.61 dBW/kg

### n77 Block A ANT 7

Frequency: 3499.98 MHz; Duty Cycle: 1:1; Room Ambient Temperature: 24.0°C; Liquid Temperature: 23.0°C  
Medium parameters used:  $f = 3500$  MHz;  $\sigma = 2.783$  S/m;  $\epsilon_r = 38.419$ ;  $\rho = 1000$  kg/m<sup>3</sup>

Dasy Configuration:

- Area Scan Setting: Find Secondary Maximum within 2.0 dB and with a peak SAR value greater than 0.0012 W/kg
- Electronics: DAE4ip Sn1621; Calibrated: 4/21/2022
- Probe: EX3DV4 - SN3990; ConvF(6.92, 6.92, 6.92) @ 3499.98 MHz; Calibrated: 2/25/2022
- Sensor-Surface: 2.5mm (Mechanical Surface Detection)
- Phantom: Twin-SAM V8.0 (30deg probe tilt); Type: QD 000 P41 Ax; Serial: xxxx

**Rear/pi/2 BPSK RB 135,67 ch 633332/Area Scan (11x16x1):** Measurement grid: dx=12mm, dy=12mm  
Maximum value of SAR (measured) = 0.612 W/kg

**Rear/pi/2 BPSK RB 135,67 ch 633332/Zoom Scan (7x7x8)/Cube 0:** Measurement grid: dx=5mm, dy=5mm, dz=4mm

Reference Value = 15.38 V/m; Power Drift = -0.02 dB

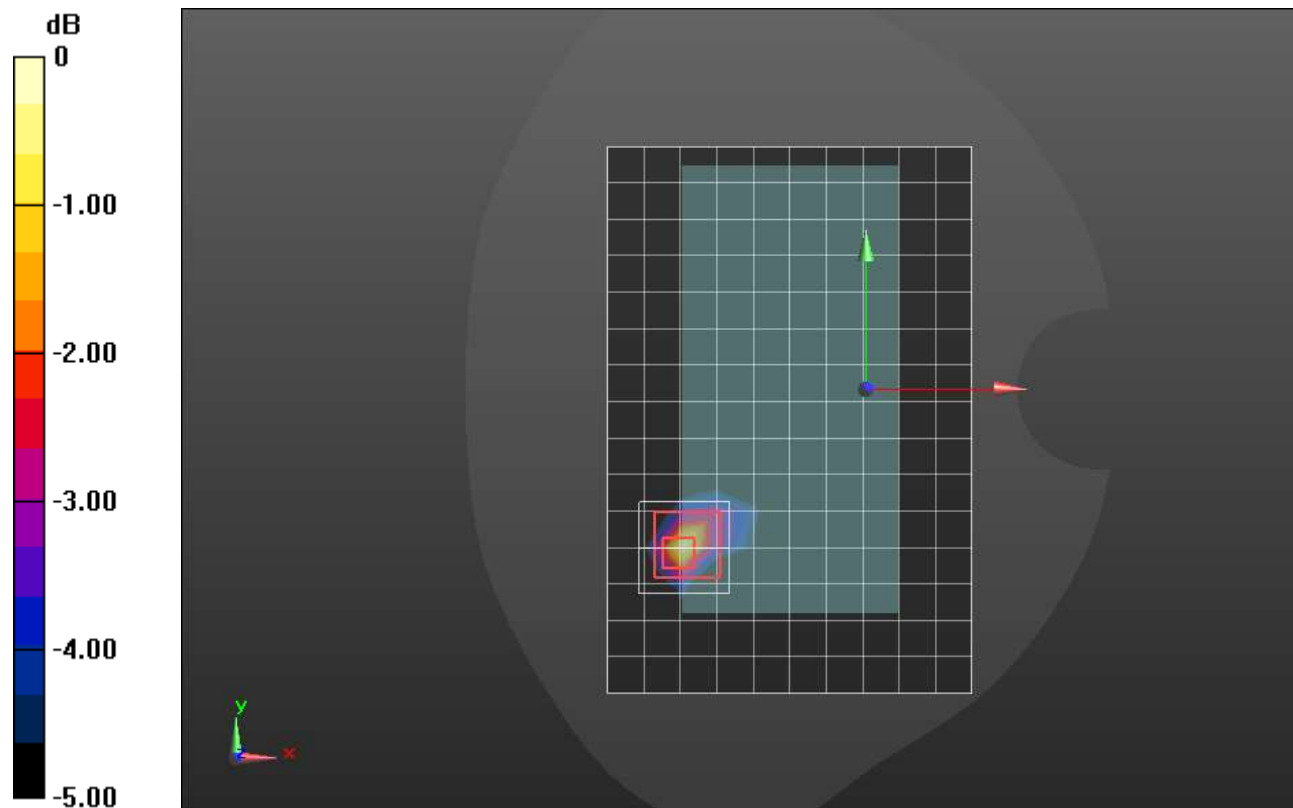
Peak SAR (extrapolated) = 1.14 W/kg

**SAR(1 g) = 0.408 W/kg; SAR(10 g) = 0.154 W/kg**

Smallest distance from peaks to all points 3 dB below = 6.3 mm

Ratio of SAR at M2 to SAR at M1 = 46.7%

Maximum value of SAR (measured) = 0.614 W/kg



0 dB = 0.614 W/kg = -2.12 dBW/kg

### n77 Block A ANT 7

Frequency: 3499.98 MHz; Duty Cycle: 1:1; Room Ambient Temperature: 24.0°C; Liquid Temperature: 23.0°C  
Medium parameters used:  $f = 3500$  MHz;  $\sigma = 2.783$  S/m;  $\epsilon_r = 38.419$ ;  $\rho = 1000$  kg/m<sup>3</sup>

Dasy Configuration:

- Area Scan Setting: Find Secondary Maximum within 2.0 dB and with a peak SAR value greater than 0.0012 W/kg
- Electronics: DAE4ip Sn1621; Calibrated: 4/21/2022
- Probe: EX3DV4 - SN3990; ConvF(6.92, 6.92, 6.92) @ 3499.98 MHz; Calibrated: 2/25/2022
- Sensor-Surface: 2.5mm (Mechanical Surface Detection)
- Phantom: Twin-SAM V8.0 (30deg probe tilt); Type: QD 000 P41 Ax; Serial: xxxx

**Edge 2/pi/2 BPSK RB 1,136 ch 633332/Area Scan (7x17x1):** Measurement grid: dx=12mm, dy=12mm  
Maximum value of SAR (measured) = 0.560 W/kg

**Edge 2/pi/2 BPSK RB 1,136 ch 633332/Zoom Scan (7x7x8)/Cube 0:** Measurement grid: dx=5mm, dy=5mm, dz=4mm

Reference Value = 18.74 V/m; Power Drift = -0.15 dB

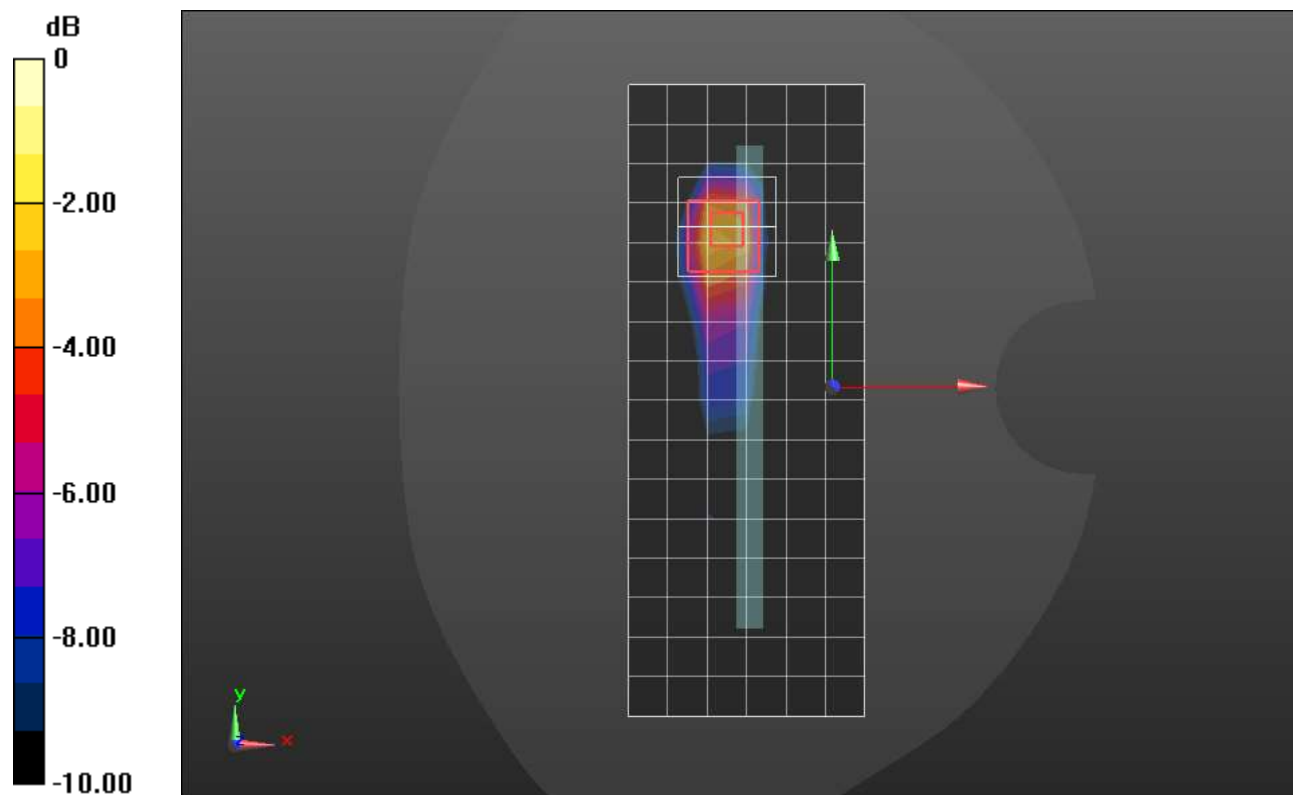
Peak SAR (extrapolated) = 1.60 W/kg

**SAR(1 g) = 0.558 W/kg; SAR(10 g) = 0.202 W/kg**

Smallest distance from peaks to all points 3 dB below = 7 mm

Ratio of SAR at M2 to SAR at M1 = 42.9%

Maximum value of SAR (measured) = 0.922 W/kg



0 dB = 0.922 W/kg = -0.35 dBW/kg

### n77 Block A ANT 8

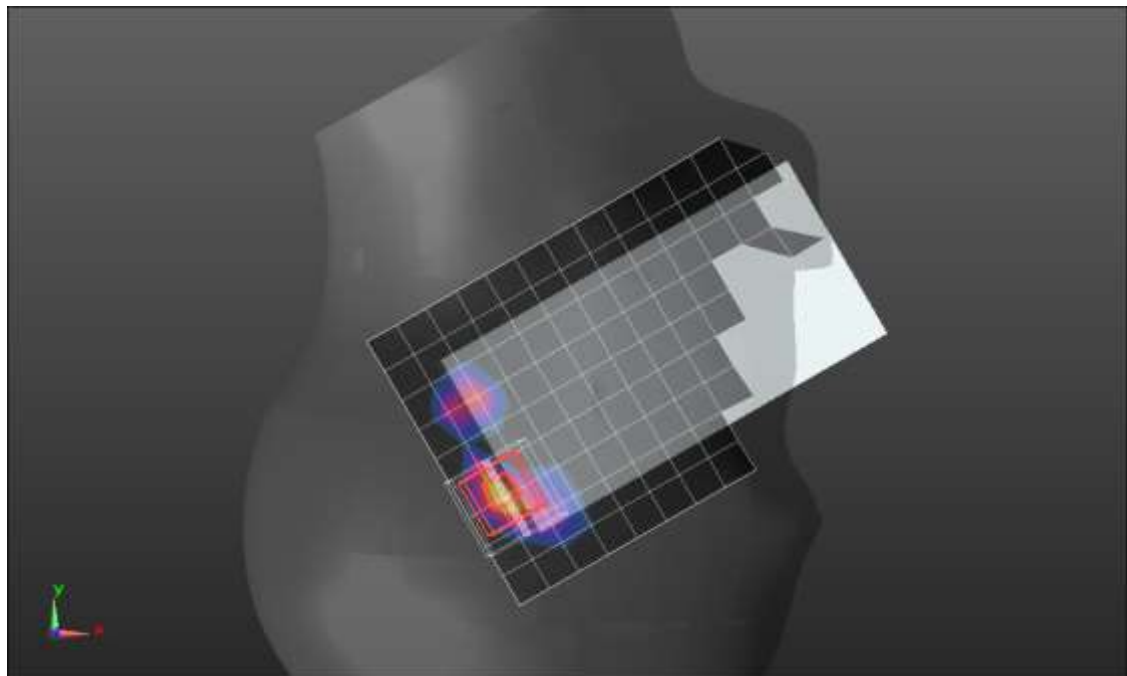
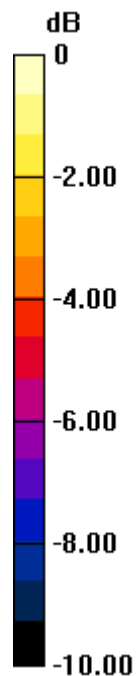
Frequency: 3499.98 MHz; Duty Cycle: 1:1; Room Ambient Temperature: 24.0°C; Liquid Temperature: 23.0°C  
 Medium parameters used:  $f = 3500$  MHz;  $\sigma = 2.843$  S/m;  $\epsilon_r = 38.941$ ;  $\rho = 1000$  kg/m<sup>3</sup>

Dasy Configuration:

- Area Scan Setting: Find Secondary Maximum within 2.0 dB and with a peak SAR value greater than 0.0012 W/kg
- Electronics: DAE4 Sn1433; Calibrated: 2/23/2022
- Probe: EX3DV4 - SN3929; ConvF(6.5, 6.5, 6.5) @ 3499.98 MHz; Calibrated: 3/23/2022
- Sensor-Surface: 1.4mm (Mechanical Surface Detection)
- Phantom: Twin-SAM V8.0 (20deg probe tilt); Type: QD 000 P41 AA; Serial: 1956

**RHS/Tilt\_pi/2 BPSK RB 1,136 Ch 633332/Area Scan (10x15x1):** Measurement grid: dx=12mm, dy=12mm  
 Maximum value of SAR (measured) = 1.13 W/kg

**RHS/Tilt\_pi/2 BPSK RB 1,136 Ch 633332/Zoom Scan (7x7x8)/Cube 0:** Measurement grid: dx=5mm, dy=5mm, dz=4mm  
 Reference Value = 19.19 V/m; Power Drift = 0.05 dB  
 Peak SAR (extrapolated) = 2.29 W/kg  
**SAR(1 g) = 0.674 W/kg; SAR(10 g) = 0.206 W/kg**  
 Smallest distance from peaks to all points 3 dB below = 5 mm  
 Ratio of SAR at M2 to SAR at M1 = 42.7%  
 Maximum value of SAR (measured) = 1.41 W/kg



0 dB = 1.41 W/kg = 1.49 dBW/kg

### n77 Block A ANT 8

Frequency: 3499.98 MHz; Duty Cycle: 1:1; Room Ambient Temperature: 24.0°C; Liquid Temperature: 23.0°C  
Medium parameters used:  $f = 3500$  MHz;  $\sigma = 2.86$  S/m;  $\epsilon_r = 37.445$ ;  $\rho = 1000$  kg/m<sup>3</sup>

Dasy Configuration:

- Area Scan Setting: Find Secondary Maximum within 2.0 dB and with a peak SAR value greater than 0.0012 W/kg
- Electronics: DAE4ip Sn1621; Calibrated: 4/21/2022
- Probe: EX3DV4 - SN3990; ConvF(6.92, 6.92, 6.92) @ 3499.98 MHz; Calibrated: 2/25/2022
- Sensor-Surface: 2.5mm (Mechanical Surface Detection)
- Phantom: Twin-SAM V8.0 (30deg probe tilt); Type: QD 000 P41 Ax; Serial: xxxx

**Rear/pi/2 BPSK RB 135,67 ch 633332/Area Scan (10x16x1):** Measurement grid: dx=12mm, dy=12mm  
Maximum value of SAR (measured) = 1.02 W/kg

**Rear/pi/2 BPSK RB 135,67 ch 633332/Zoom Scan (7x7x8)/Cube 0:** Measurement grid: dx=5mm, dy=5mm, dz=4mm

Reference Value = 20.01 V/m; Power Drift = -0.13 dB

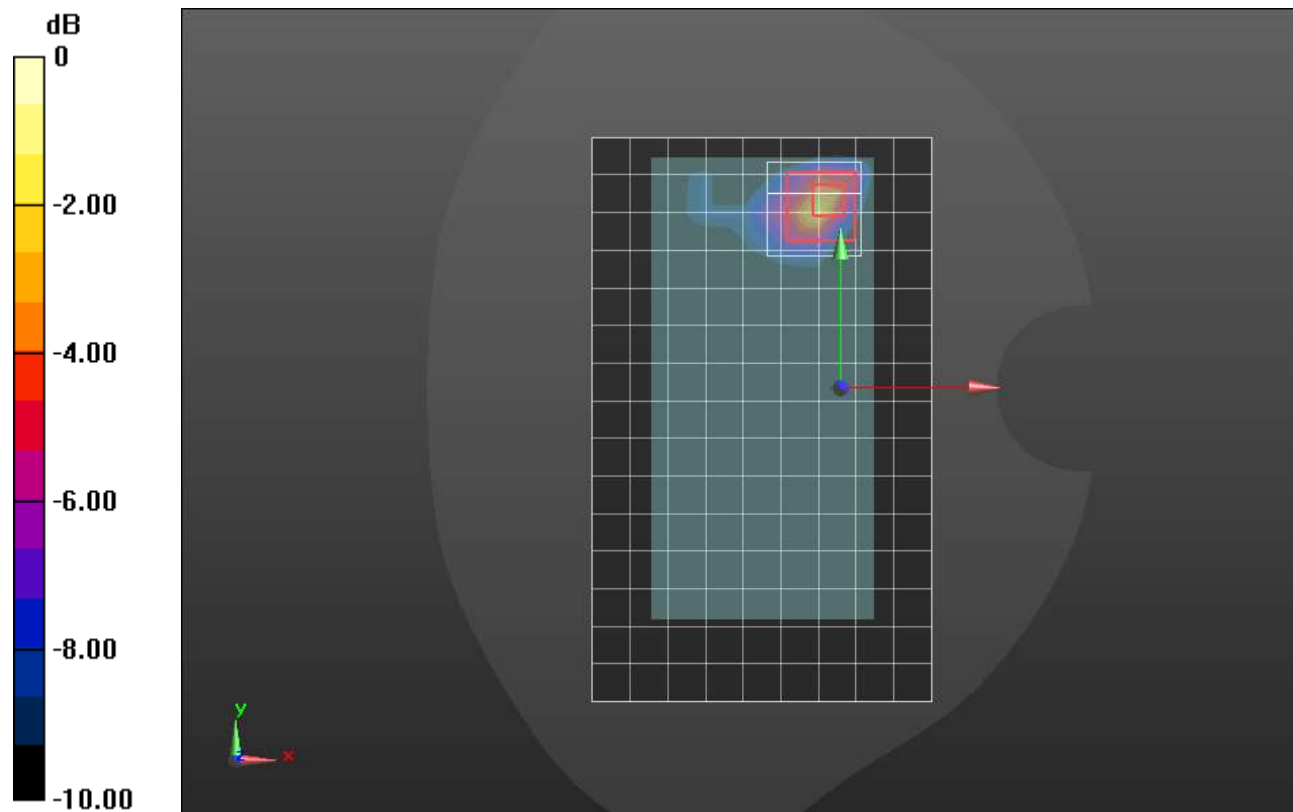
Peak SAR (extrapolated) = 2.74 W/kg

**SAR(1 g) = 0.890 W/kg; SAR(10 g) = 0.295 W/kg**

Smallest distance from peaks to all points 3 dB below = 5.8 mm

Ratio of SAR at M2 to SAR at M1 = 42.4%

Maximum value of SAR (measured) = 1.51 W/kg



0 dB = 1.51 W/kg = 1.79 dBW/kg



### n77 Block A ANT 9

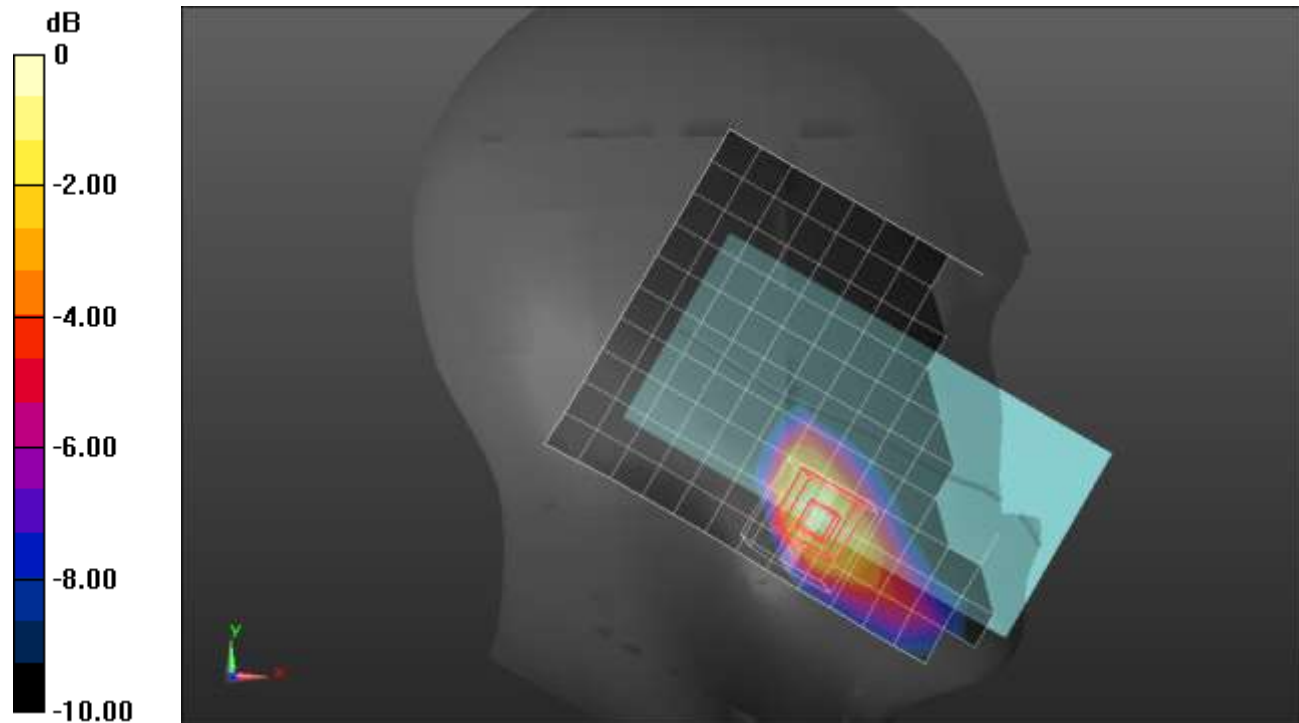
Frequency: 3499.98 MHz; Duty Cycle: 1:1; Room Ambient Temperature: 24.0°C; Liquid Temperature: 23.0°C  
 Medium parameters used:  $f = 3500$  MHz;  $\sigma = 2.822$  S/m;  $\epsilon_r = 36.161$ ;  $\rho = 1000$  kg/m<sup>3</sup>

Dasy Configuration:

- Area Scan Setting: Find Secondary Maximum within 2.0 dB and with a peak SAR value greater than 0.0012 W/kg
- Electronics: DAE4 Sn1433; Calibrated: 2/23/2022
- Probe: EX3DV4 - SN3929; ConvF(6.5, 6.5, 6.5) @ 3499.98 MHz; Calibrated: 3/23/2022
- Sensor-Surface: 1.4mm (Mechanical Surface Detection)
- Phantom: Twin-SAM V8.0 (20deg probe tilt); Type: QD 000 P41 AA; Serial: 1956

**LHS/Touch\_pi/2 BPSK RB 1,136 Ch 633332/Area Scan (11x15x1):** Measurement grid: dx=12mm, dy=12mm  
 Maximum value of SAR (measured) = 0.309 W/kg

**LHS/Touch\_pi/2 BPSK RB 1,136 Ch 633332/Zoom Scan (7x7x8)/Cube 0:** Measurement grid: dx=5mm, dy=5mm, dz=4mm  
 Reference Value = 10.09 V/m; Power Drift = 0.19 dB  
 Peak SAR (extrapolated) = 1.10 W/kg  
**SAR(1 g) = 0.196 W/kg; SAR(10 g) = 0.089 W/kg**  
 Smallest distance from peaks to all points 3 dB below = 9.1 mm  
 Ratio of SAR at M2 to SAR at M1 = 50.1%  
 Maximum value of SAR (measured) = 0.345 W/kg



0 dB = 0.345 W/kg = -4.62 dBW/kg

### n77 Block A ANT 9

Frequency: 3499.98 MHz; Duty Cycle: 1:1; Room Ambient Temperature: 24.0°C; Liquid Temperature: 23.0°C  
 Medium parameters used:  $f = 3500$  MHz;  $\sigma = 2.783$  S/m;  $\epsilon_r = 38.419$ ;  $\rho = 1000$  kg/m<sup>3</sup>

Dasy Configuration:

- Area Scan Setting: Find Secondary Maximum within 2.0 dB and with a peak SAR value greater than 0.0012 W/kg
- Electronics: DAE4ip Sn1621; Calibrated: 4/21/2022
- Probe: EX3DV4 - SN3990; ConvF(6.92, 6.92, 6.92) @ 3499.98 MHz; Calibrated: 2/25/2022
- Sensor-Surface: 2.5mm (Mechanical Surface Detection)
- Phantom: Twin-SAM V8.0 (30deg probe tilt); Type: QD 000 P41 Ax; Serial: xxxx

**Rear/pi/2 BPSK RB 135,67 ch 633332/Area Scan (10x16x1):** Measurement grid: dx=12mm, dy=12mm  
 Maximum value of SAR (measured) = 0.726 W/kg

**Rear/pi/2 BPSK RB 135,67 ch 633332/Zoom Scan (8x10x8)/Cube 0:** Measurement grid: dx=5mm, dy=5mm, dz=4mm

Reference Value = 16.59 V/m; Power Drift = 0.00 dB

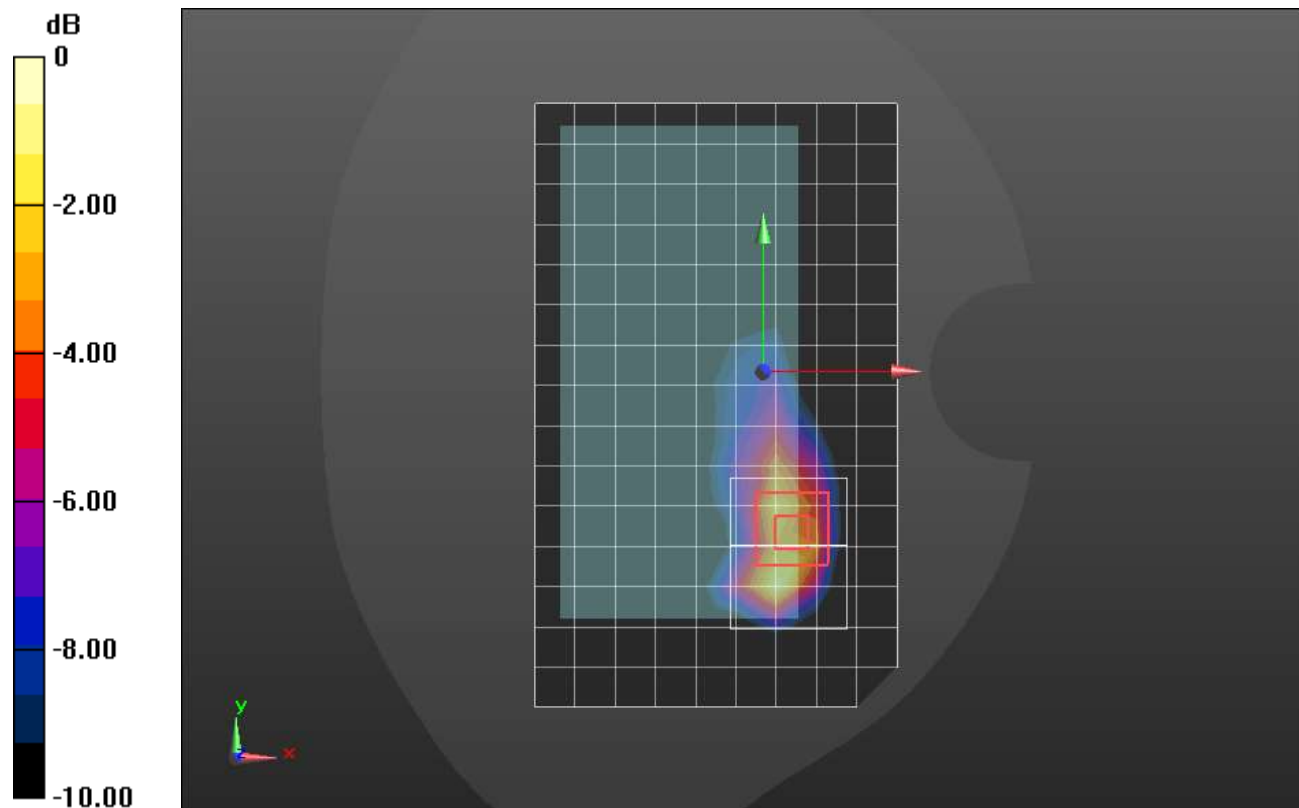
Peak SAR (extrapolated) = 1.55 W/kg

**SAR(1 g) = 0.549 W/kg; SAR(10 g) = 0.205 W/kg**

Smallest distance from peaks to all points 3 dB below = 6.7 mm

Ratio of SAR at M2 to SAR at M1 = 43.4%

Maximum value of SAR (measured) = 0.884 W/kg



0 dB = 0.884 W/kg = -0.54 dBW/kg

### n77 Block A ANT 9

Frequency: 3499.98 MHz; Duty Cycle: 1:1; Room Ambient Temperature: 24.0°C; Liquid Temperature: 23.0°C  
 Medium parameters used:  $f = 3500$  MHz;  $\sigma = 2.783$  S/m;  $\epsilon_r = 38.419$ ;  $\rho = 1000$  kg/m<sup>3</sup>

Dasy Configuration:

- Area Scan Setting: Find Secondary Maximum within 2.0 dB and with a peak SAR value greater than 0.0012 W/kg
- Electronics: DAE4ip Sn1621; Calibrated: 4/21/2022
- Probe: EX3DV4 - SN3990; ConvF(6.92, 6.92, 6.92) @ 3499.98 MHz; Calibrated: 2/25/2022
- Sensor-Surface: 2.5mm (Mechanical Surface Detection (Locations From Previous Scan Used)), Sensor-Surface: 2.5mm (Mechanical Surface Detection)
- Phantom: Twin-SAM V8.0 (30deg probe tilt); Type: QD 000 P41 Ax; Serial: xxxx

**Edge 4/pi/2 BPSK RB 135,67 ch 633332/Area Scan (7x17x1):** Measurement grid: dx=12mm, dy=12mm

Maximum value of SAR (measured) = 1.13 W/kg

**Edge 4/pi/2 BPSK RB 135,67 ch 633332/Zoom Scan (7x7x8)/Cube 0:** Measurement grid: dx=5mm, dy=5mm, dz=4mm

Reference Value = 23.09 V/m; Power Drift = 0.13 dB

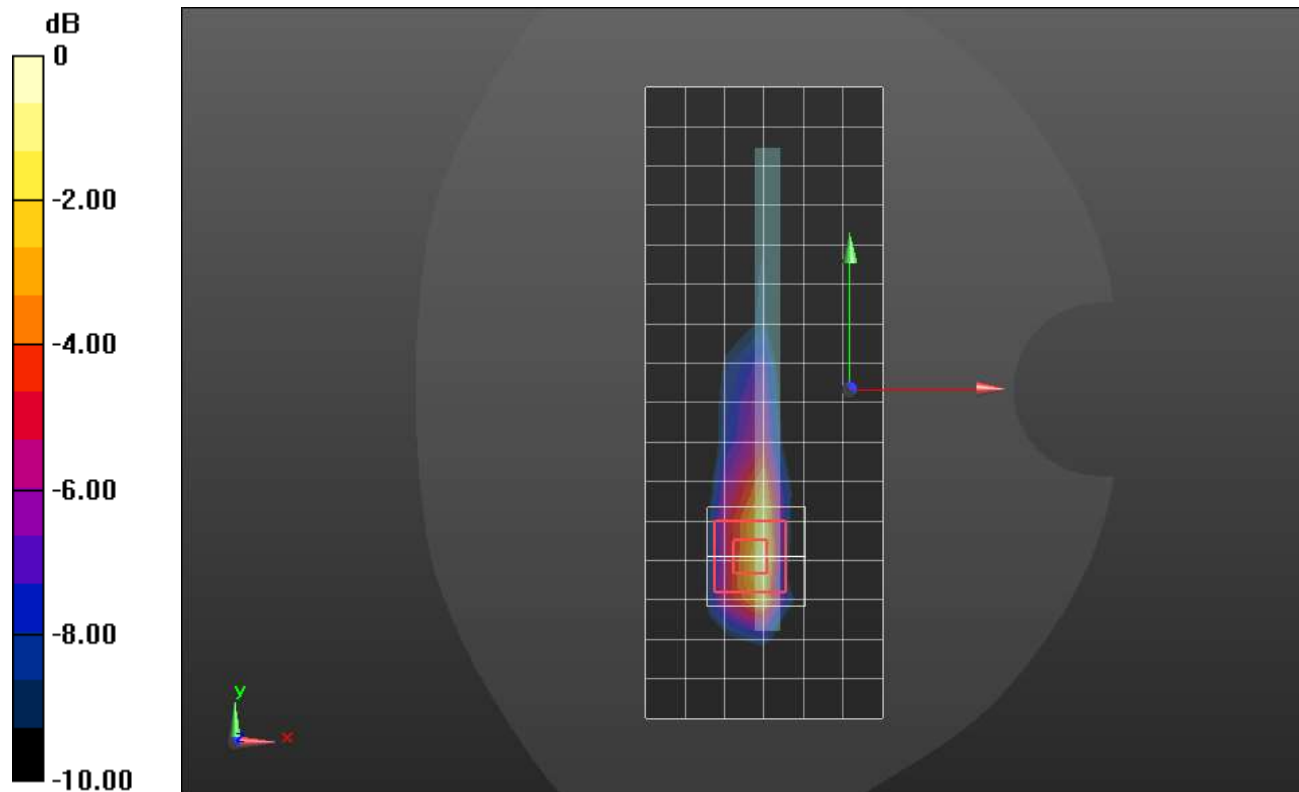
Peak SAR (extrapolated) = 2.41 W/kg

**SAR(1 g) = 0.880 W/kg; SAR(10 g) = 0.315 W/kg**

Smallest distance from peaks to all points 3 dB below = 6 mm

Ratio of SAR at M2 to SAR at M1 = 46.8%

Maximum value of SAR (measured) = 1.41 W/kg



0 dB = 1.41 W/kg = 1.49 dBW/kg

### n77 Block A ANT 4

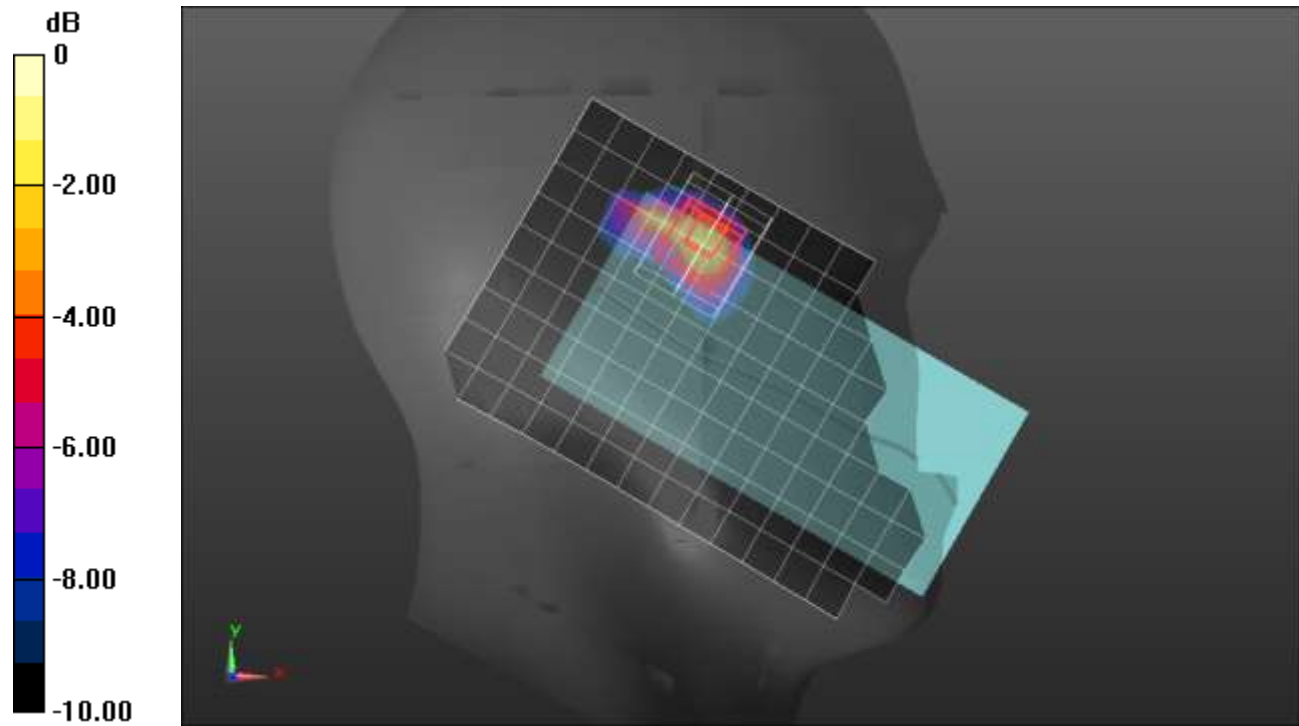
Frequency: 3499.98 MHz; Duty Cycle: 1:1; Room Ambient Temperature: 24.0°C; Liquid Temperature: 23.0°C  
 Medium parameters used:  $f = 3500$  MHz;  $\sigma = 2.822$  S/m;  $\epsilon_r = 36.161$ ;  $\rho = 1000$  kg/m<sup>3</sup>

Dasy Configuration:

- Area Scan Setting: Find Secondary Maximum within 2.0 dB and with a peak SAR value greater than 0.0012 W/kg
- Electronics: DAE4 Sn1433; Calibrated: 2/23/2022
- Probe: EX3DV4 - SN3929; ConvF(6.5, 6.5, 6.5) @ 3499.98 MHz; Calibrated: 3/23/2022
- Sensor-Surface: 1.4mm (Mechanical Surface Detection)
- Phantom: Twin-SAM V8.0 (20deg probe tilt); Type: QD 000 P41 AA; Serial: 1956

**LHS/Touch\_pi/2 BPSK RB 1,136 Ch 633332/Area Scan (10x17x1):** Measurement grid: dx=12mm, dy=12mm  
 Maximum value of SAR (measured) = 1.37 W/kg

**LHS/Touch\_pi/2 BPSK RB 1,136 Ch 633332/Zoom Scan (8x7x8)/Cube 0:** Measurement grid: dx=5mm, dy=5mm, dz=4mm  
 Reference Value = 19.89 V/m; Power Drift = -0.07 dB  
 Peak SAR (extrapolated) = 2.87 W/kg  
**SAR(1 g) = 0.890 W/kg; SAR(10 g) = 0.337 W/kg**  
 Smallest distance from peaks to all points 3 dB below = 6.4 mm  
 Ratio of SAR at M2 to SAR at M1 = 35.4%  
 Maximum value of SAR (measured) = 1.99 W/kg



0 dB = 1.99 W/kg = 2.99 dBW/kg

### n77 Block A ANT 4

Frequency: 3499.98 MHz; Duty Cycle: 1:1; Room Ambient Temperature: 24.0°C; Liquid Temperature: 23.0°C  
 Medium parameters used:  $f = 3500$  MHz;  $\sigma = 2.86$  S/m;  $\epsilon_r = 37.445$ ;  $\rho = 1000$  kg/m<sup>3</sup>

Dasy Configuration:

- Area Scan Setting: Find Secondary Maximum within 2.0 dB and with a peak SAR value greater than 0.0012 W/kg
- Electronics: DAE4ip Sn1621; Calibrated: 4/21/2022
- Probe: EX3DV4 - SN3990; ConvF(6.92, 6.92, 6.92) @ 3499.98 MHz; Calibrated: 2/25/2022
- Sensor-Surface: 2.5mm (Mechanical Surface Detection)
- Phantom: Twin-SAM V8.0 (20deg probe tilt); Type: QD 000 P41 Ax; Serial: xxxx

**Rear/pi/2 BPSK RB 135,67 ch 633332/Area Scan (9x16x1):** Measurement grid: dx=12mm, dy=12mm  
 Maximum value of SAR (measured) = 0.544 W/kg

**Rear/pi/2 BPSK RB 135,67 ch 633332/Zoom Scan (7x7x8)/Cube 0:** Measurement grid: dx=5mm, dy=5mm, dz=4mm

Reference Value = 15.50 V/m; Power Drift = -0.15 dB

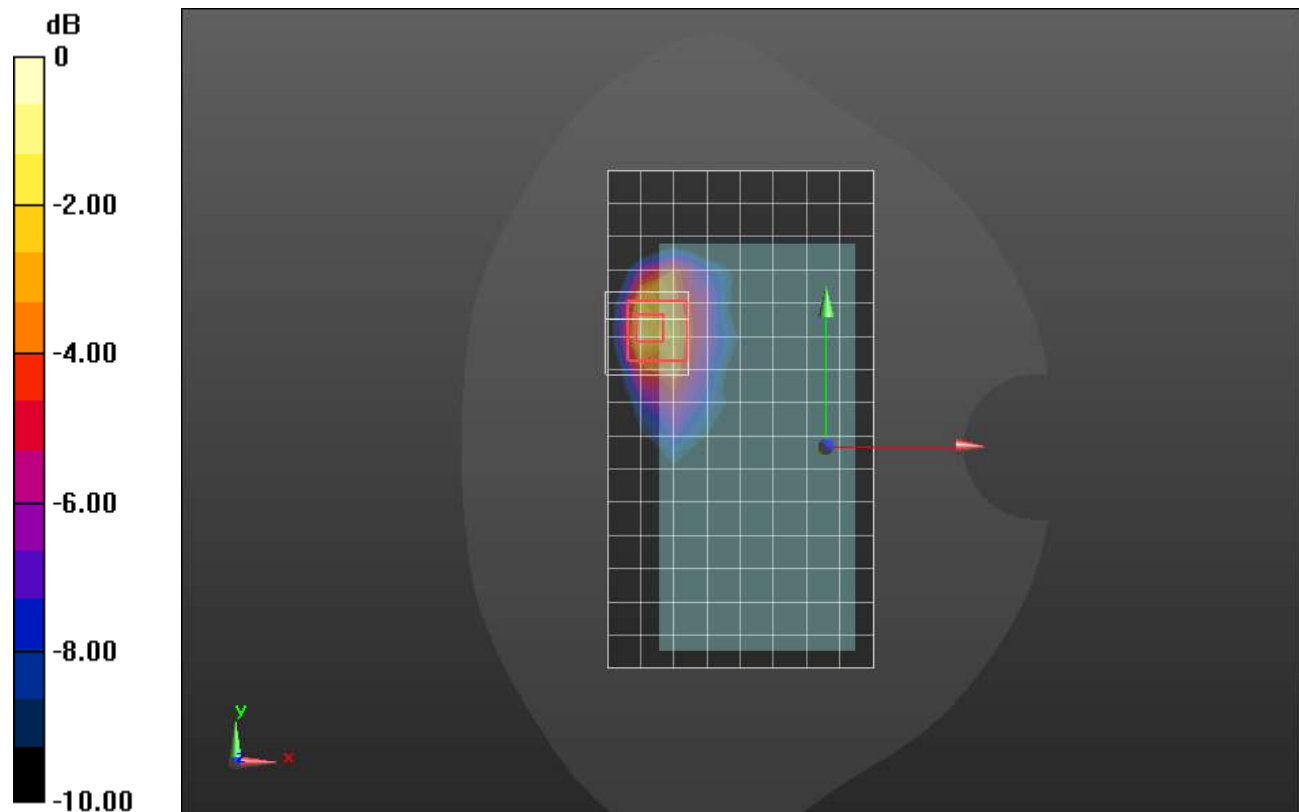
Peak SAR (extrapolated) = 1.16 W/kg

**SAR(1 g) = 0.418 W/kg; SAR(10 g) = 0.163 W/kg**

Smallest distance from peaks to all points 3 dB below = 8 mm

Ratio of SAR at M2 to SAR at M1 = 42.9%

Maximum value of SAR (measured) = 0.657 W/kg



0 dB = 0.657 W/kg = -1.82 dBW/kg

### n77 Block A ANT 4

Frequency: 3499.98 MHz; Duty Cycle: 1:1; Room Ambient Temperature: 24.0°C; Liquid Temperature: 23.0°C  
 Medium parameters used:  $f = 3500$  MHz;  $\sigma = 2.86$  S/m;  $\epsilon_r = 37.445$ ;  $\rho = 1000$  kg/m<sup>3</sup>

Dasy Configuration:

- Area Scan Setting: Find Secondary Maximum within 2.0 dB and with a peak SAR value greater than 0.0012 W/kg
- Electronics: DAE4ip Sn1621; Calibrated: 4/21/2022
- Probe: EX3DV4 - SN3990; ConvF(6.92, 6.92, 6.92) @ 3499.98 MHz; Calibrated: 2/25/2022
- Sensor-Surface: 2.5mm (Mechanical Surface Detection)
- Phantom: Twin-SAM V8.0 (20deg probe tilt); Type: QD 000 P41 Ax; Serial: xxxx

**Edge 2/pi/2 BPSK RB 135,67 ch 633332/Area Scan (7x17x1):** Measurement grid: dx=12mm, dy=12mm  
 Maximum value of SAR (measured) = 0.945 W/kg

**Edge 2/pi/2 BPSK RB 135,67 ch 633332/Zoom Scan (7x7x8)/Cube 0:** Measurement grid: dx=5mm, dy=5mm, dz=4mm

Reference Value = 20.55 V/m; Power Drift = -0.06 dB

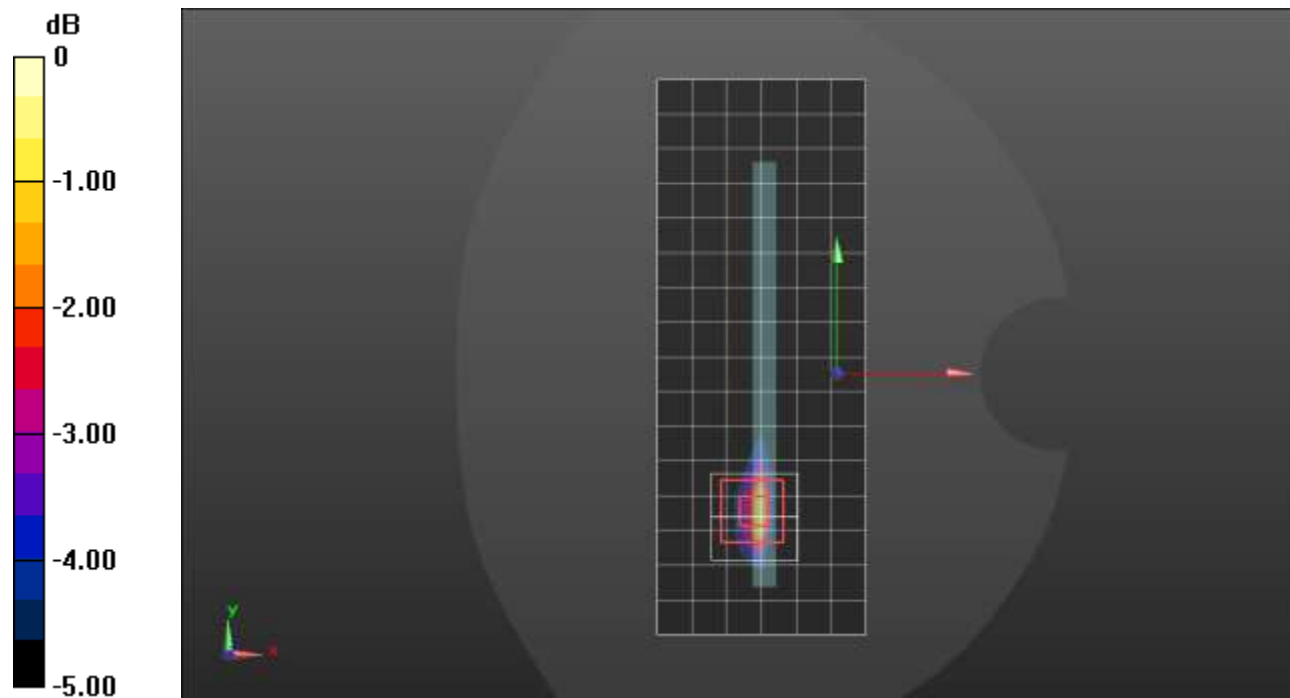
Peak SAR (extrapolated) = 1.90 W/kg

**SAR(1 g) = 0.700 W/kg; SAR(10 g) = 0.256 W/kg**

Smallest distance from peaks to all points 3 dB below = 7 mm

Ratio of SAR at M2 to SAR at M1 = 45.2%

Maximum value of SAR (measured) = 1.13 W/kg



0 dB = 1.13 W/kg = 0.53 dBW/kg

### n77 Block C ANT 7

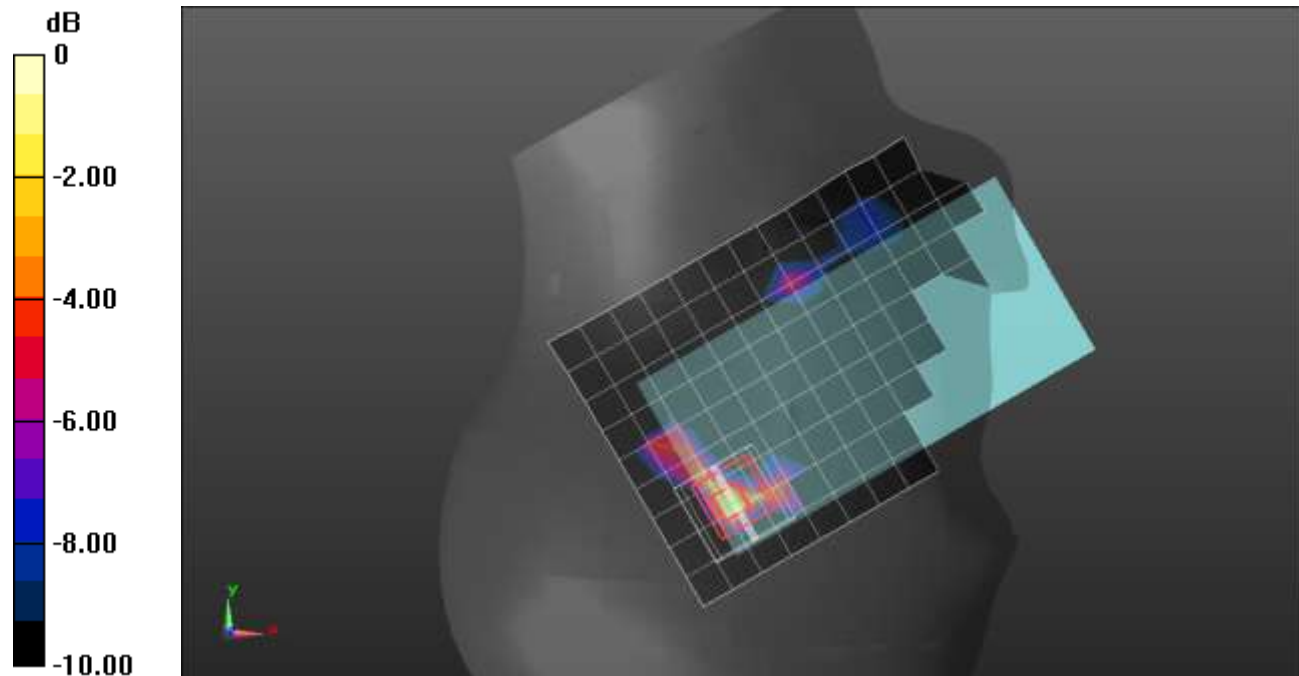
Frequency: 3840 MHz; Duty Cycle: 1:1; Room Ambient Temperature: 24.0°C; Liquid Temperature: 23.0°C  
 Medium parameters used:  $f = 3840 \text{ MHz}$ ;  $\sigma = 3.14 \text{ S/m}$ ;  $\epsilon_r = 39.227$ ;  $\rho = 1000 \text{ kg/m}^3$

Dasy Configuration:

- Area Scan Setting: Find Secondary Maximum within 2.0 dB and with a peak SAR value greater than 0.0012 W/kg
- Electronics: DAE4 Sn1433; Calibrated: 2/23/2022
- Probe: EX3DV4 - SN3929; ConvF(6.34, 6.34, 6.34) @ 3840 MHz; Calibrated: 3/23/2022
- Sensor-Surface: 1.4mm (Mechanical Surface Detection)
- Phantom: Twin-SAM V8.0 (20deg probe tilt); Type: QD 000 P41 AA; Serial: 1956

**RHS/Touch\_pi/2 BPSK RB 1,136 Ch 656000/Area Scan (10x15x1):** Measurement grid:  $dx=12\text{mm}$ ,  $dy=12\text{mm}$   
 Maximum value of SAR (measured) = 0.141 W/kg

**RHS/Touch\_pi/2 BPSK RB 1,136 Ch 656000/Zoom Scan (7x7x8)/Cube 0:** Measurement grid:  $dx=5\text{mm}$ ,  $dy=5\text{mm}$ ,  $dz=4\text{mm}$   
 Reference Value = 6.432 V/m; Power Drift = -0.15 dB  
 Peak SAR (extrapolated) = 0.205 W/kg  
**SAR(1 g) = 0.078 W/kg; SAR(10 g) = 0.020 W/kg**  
 Smallest distance from peaks to all points 3 dB below = 6.1 mm  
 Ratio of SAR at M2 to SAR at M1 = 48.4%  
 Maximum value of SAR (measured) = 0.159 W/kg



0 dB = 0.159 W/kg = -7.99 dBW/kg

### n77 Block C ANT 7

Frequency: 3840 MHz; Duty Cycle: 1:1; Room Ambient Temperature: 24.0°C; Liquid Temperature: 23.0°C  
 Medium parameters used:  $f = 3840 \text{ MHz}$ ;  $\sigma = 3.104 \text{ S/m}$ ;  $\epsilon_r = 37.873$ ;  $\rho = 1000 \text{ kg/m}^3$

Dasy Configuration:

- Area Scan Setting: Find Secondary Maximum within 2.0 dB and with a peak SAR value greater than 0.0012 W/kg
- Electronics: DAE4ip Sn1621; Calibrated: 4/21/2022
- Probe: EX3DV4 - SN3990; ConvF(6.76, 6.76, 6.76) @ 3840 MHz; Calibrated: 2/25/2022
- Sensor-Surface: 2.5mm (Mechanical Surface Detection)
- Phantom: Twin-SAM V8.0 (30deg probe tilt); Type: QD 000 P41 Ax; Serial: xxxx

**Rear/pi/2 BPSK RB 135,67 ch 656000/Area Scan (11x16x1):** Measurement grid:  $dx=12\text{mm}$ ,  $dy=12\text{mm}$   
 Maximum value of SAR (measured) = 0.551 W/kg

**Rear/pi/2 BPSK RB 135,67 ch 656000/Zoom Scan (7x7x8)/Cube 0:** Measurement grid:  $dx=5\text{mm}$ ,  $dy=5\text{mm}$ ,  $dz=4\text{mm}$

Reference Value = 13.87 V/m; Power Drift = 0.05 dB

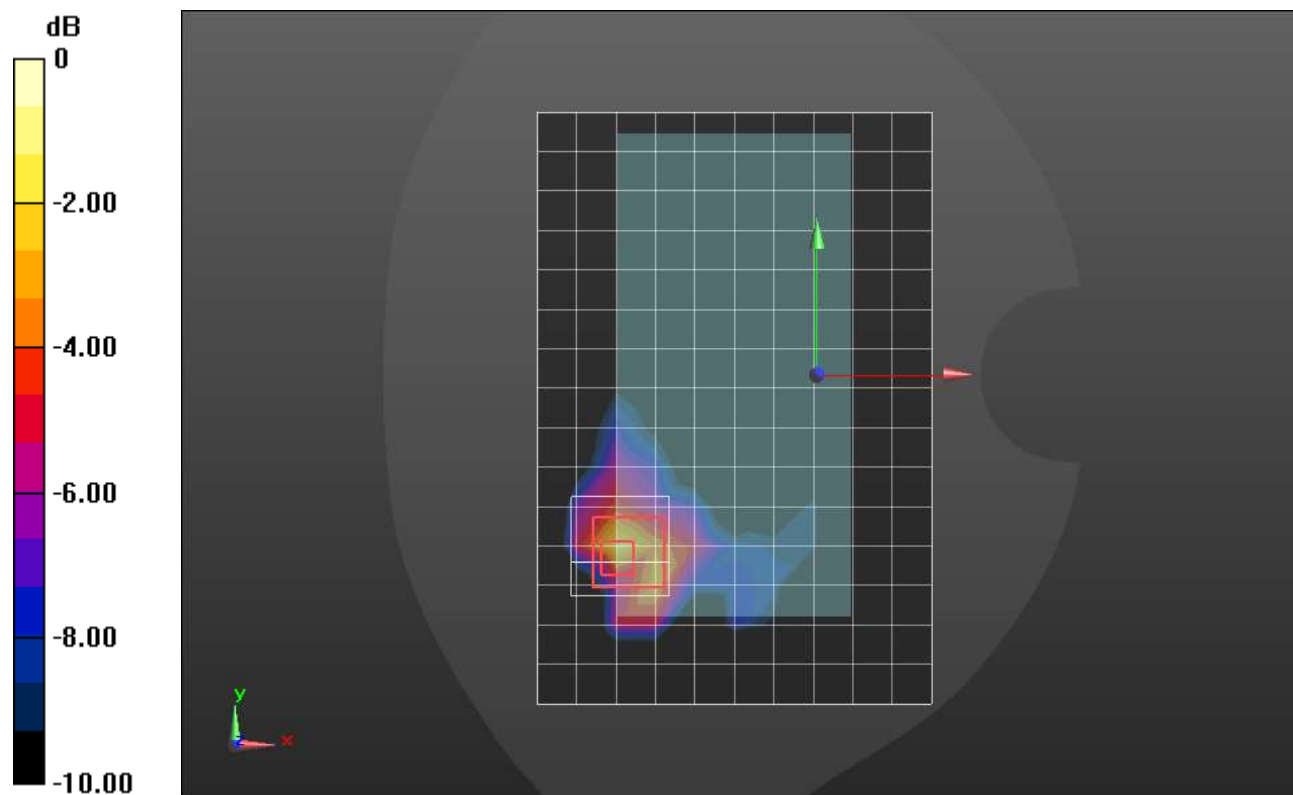
Peak SAR (extrapolated) = 1.32 W/kg

**SAR(1 g) = 0.433 W/kg; SAR(10 g) = 0.163 W/kg**

Smallest distance from peaks to all points 3 dB below = 6.1 mm

Ratio of SAR at M2 to SAR at M1 = 43.3%

Maximum value of SAR (measured) = 0.740 W/kg



0 dB = 0.740 W/kg = -1.31 dBW/kg



### n77 Block C ANT 8

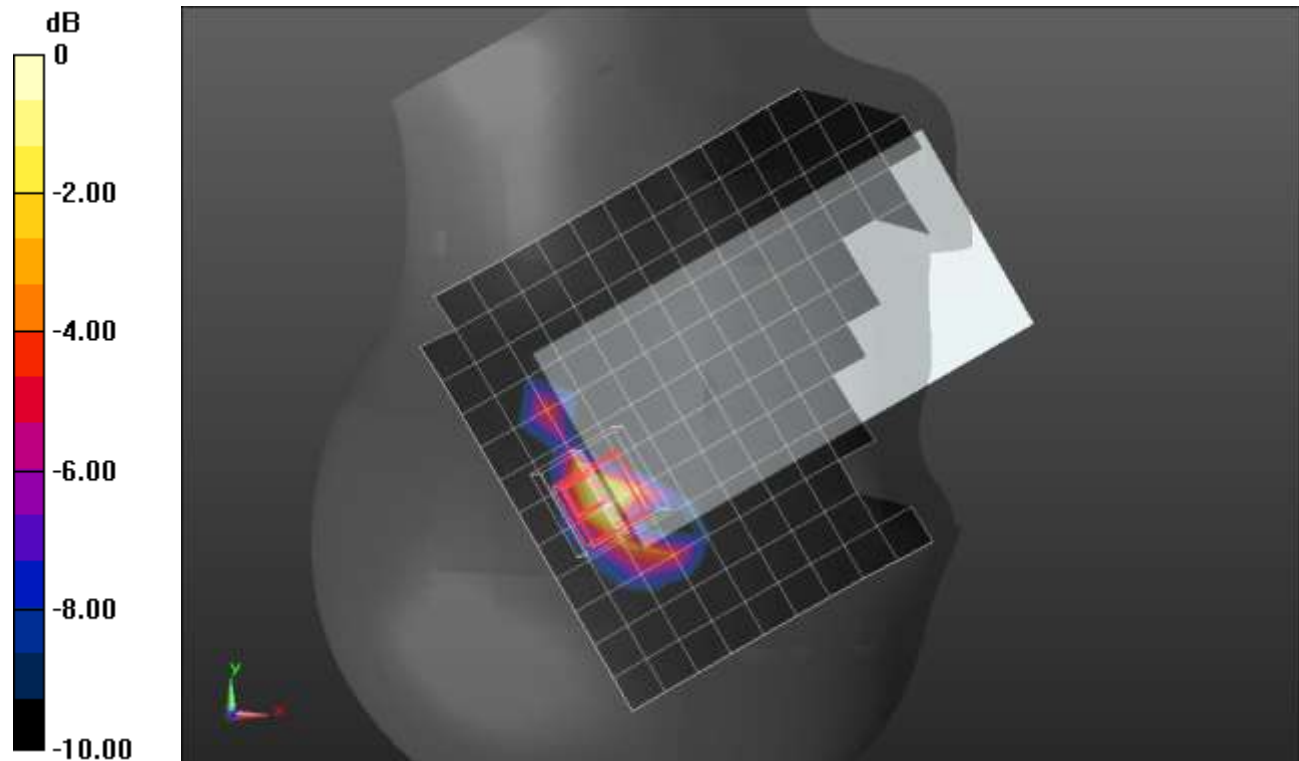
Frequency: 3840 MHz; Duty Cycle: 1:1; Room Ambient Temperature: 24.0°C; Liquid Temperature: 23.0°C  
 Medium parameters used:  $f = 3840$  MHz;  $\sigma = 3.101$  S/m;  $\epsilon_r = 38.512$ ;  $\rho = 1000$  kg/m<sup>3</sup>

Dasy Configuration:

- Area Scan Setting: Find Secondary Maximum within 2.0 dB and with a peak SAR value greater than 0.0012 W/kg
- Electronics: DAE4 Sn1433; Calibrated: 2/23/2022
- Probe: EX3DV4 - SN3929; ConvF(6.34, 6.34, 6.34) @ 3840 MHz; Calibrated: 3/23/2022
- Sensor-Surface: 1.4mm (Mechanical Surface Detection)
- Phantom: Twin-SAM V8.0 (20deg probe tilt); Type: QD 000 P41 AA; Serial: 1956

**RHS/Tilt\_pi/2 BPSK RB 1,136 Ch 656000/Area Scan (13x17x1):** Measurement grid: dx=12mm, dy=12mm  
 Maximum value of SAR (measured) = 0.638 W/kg

**RHS/Tilt\_pi/2 BPSK RB 1,136 Ch 656000/Zoom Scan (7x7x8)/Cube 0:** Measurement grid: dx=5mm, dy=5mm, dz=4mm  
 Reference Value = 12.39 V/m; Power Drift = 0.13 dB  
 Peak SAR (extrapolated) = 0.975 W/kg  
**SAR(1 g) = 0.285 W/kg; SAR(10 g) = 0.082 W/kg**  
 Smallest distance from peaks to all points 3 dB below = 4 mm  
 Ratio of SAR at M2 to SAR at M1 = 31.1%  
 Maximum value of SAR (measured) = 0.652 W/kg



0 dB = 0.652 W/kg = -1.86 dBW/kg

### n77 Block C ANT 8

Frequency: 3840 MHz; Duty Cycle: 1:1; Room Ambient Temperature: 24.0°C; Liquid Temperature: 23.0°C  
 Medium parameters used:  $f = 3840 \text{ MHz}$ ;  $\sigma = 3.329 \text{ S/m}$ ;  $\epsilon_r = 39.023$ ;  $\rho = 1000 \text{ kg/m}^3$

Dasy Configuration:

- Area Scan Setting: Find Secondary Maximum within 2.0 dB and with a peak SAR value greater than 0.0012 W/kg
- Electronics: DAE4ip Sn1621; Calibrated: 4/21/2022
- Probe: EX3DV4 - SN3990; ConvF(6.76, 6.76, 6.76) @ 3840 MHz; Calibrated: 2/25/2022
- Sensor-Surface: 2.5mm (Mechanical Surface Detection)
- Phantom: Twin-SAM V8.0 (30deg probe tilt); Type: QD 000 P41 Ax; Serial: xxxx

**Rear/pi/2 BPSK RB 135,67 ch 656000/Area Scan (11x16x1):** Measurement grid:  $dx=12\text{mm}$ ,  $dy=12\text{mm}$   
 Maximum value of SAR (measured) = 0.852 W/kg

**Rear/pi/2 BPSK RB 135,67 ch 656000/Zoom Scan (7x7x8)/Cube 0:** Measurement grid:  $dx=5\text{mm}$ ,  $dy=5\text{mm}$ ,  $dz=4\text{mm}$

Reference Value = 18.32 V/m; Power Drift = -0.08 dB

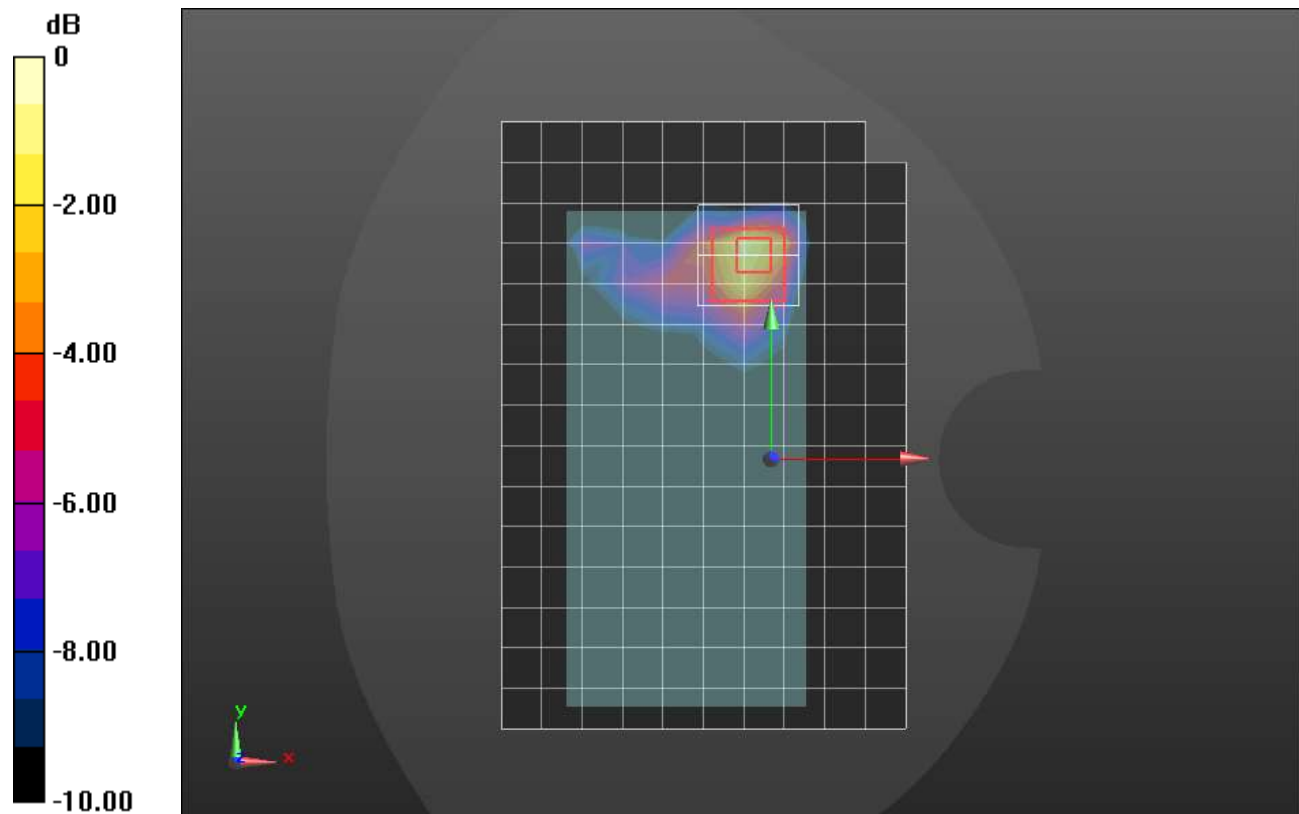
Peak SAR (extrapolated) = 1.93 W/kg

**SAR(1 g) = 0.658 W/kg; SAR(10 g) = 0.238 W/kg**

Smallest distance from peaks to all points 3 dB below = 6.7 mm

Ratio of SAR at M2 to SAR at M1 = 41.8%

Maximum value of SAR (measured) = 1.05 W/kg



0 dB = 1.05 W/kg = 0.21 dBW/kg

### n77 Block C ANT 9

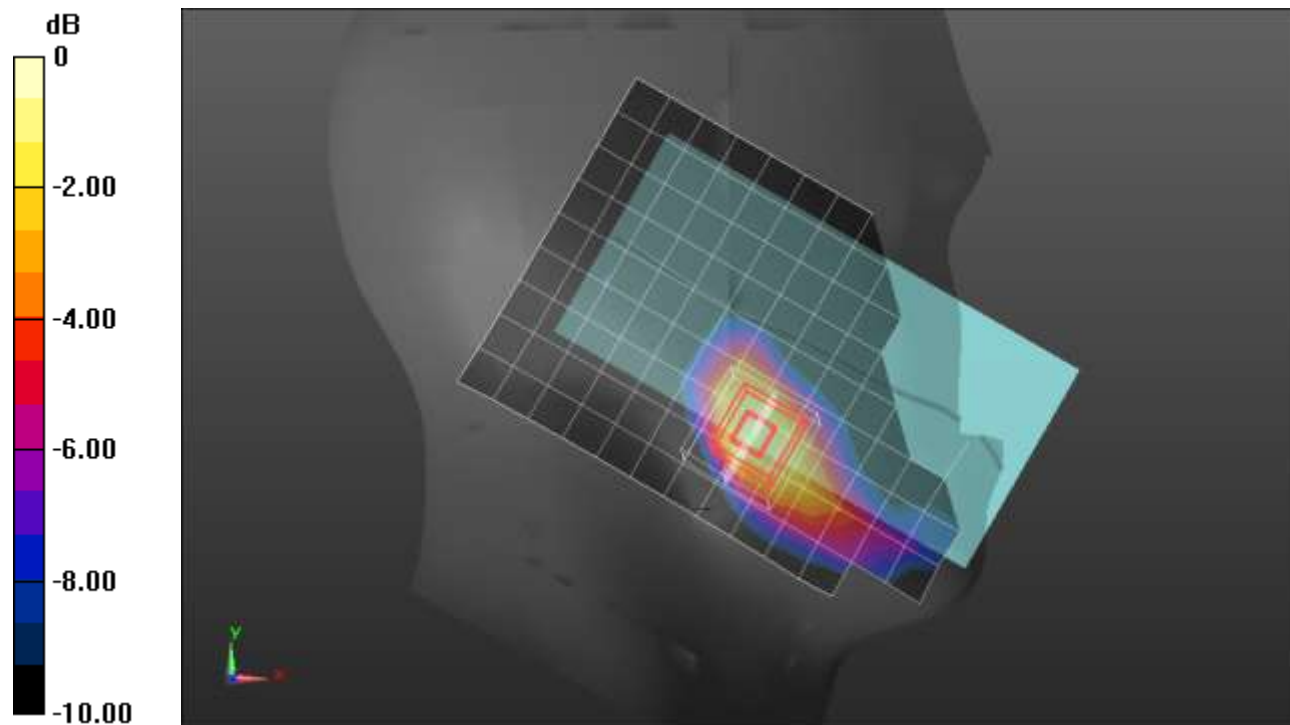
Frequency: 3840 MHz; Duty Cycle: 1:1; Room Ambient Temperature: 24.0°C; Liquid Temperature: 23.0°C  
 Medium parameters used:  $f = 3840$  MHz;  $\sigma = 3.119$  S/m;  $\epsilon_r = 36.958$ ;  $\rho = 1000$  kg/m<sup>3</sup>

Dasy Configuration:

- Area Scan Setting: Find Secondary Maximum within 2.0 dB and with a peak SAR value greater than 0.0012 W/kg
- Electronics: DAE4 Sn1433; Calibrated: 2/23/2022
- Probe: EX3DV4 - SN3929; ConvF(6.34, 6.34, 6.34) @ 3840 MHz; Calibrated: 3/23/2022
- Sensor-Surface: 1.4mm (Mechanical Surface Detection)
- Phantom: Twin-SAM V8.0 (20deg probe tilt); Type: QD 000 P41 AA; Serial: 1956

**LHS/Touch\_pi/2 BPSK RB 1,136 Ch 656000/Area Scan (10x15x1):** Measurement grid: dx=12mm, dy=12mm  
 Maximum value of SAR (measured) = 0.285 W/kg

**LHS/Touch\_pi/2 BPSK RB 1,136 Ch 656000/Zoom Scan (7x7x8)/Cube 0:** Measurement grid: dx=5mm, dy=5mm, dz=4mm  
 Reference Value = 8.758 V/m; Power Drift = -0.00 dB  
 Peak SAR (extrapolated) = 0.434 W/kg  
**SAR(1 g) = 0.184 W/kg; SAR(10 g) = 0.082 W/kg**  
 Smallest distance from peaks to all points 3 dB below = 10.4 mm  
 Ratio of SAR at M2 to SAR at M1 = 47.5%  
 Maximum value of SAR (measured) = 0.332 W/kg



0 dB = 0.332 W/kg = -4.79 dBW/kg

### n77 Block C ANT 9

Frequency: 3840 MHz; Duty Cycle: 1:1; Room Ambient Temperature: 24.0°C; Liquid Temperature: 23.0°C

Medium parameters used:  $f = 3840$  MHz;  $\sigma = 3.104$  S/m;  $\epsilon_r = 39.399$ ;  $\rho = 1000$  kg/m<sup>3</sup>

Dasy Configuration:

- Area Scan Setting: Find Secondary Maximum within 2.0 dB and with a peak SAR value greater than 0.0012 W/kg
- Electronics: DAE4 Sn1433; Calibrated: 2/23/2022
- Probe: EX3DV4 - SN3929; ConvF(6.34, 6.34, 6.34) @ 3840 MHz; Calibrated: 3/23/2022
- Sensor-Surface: 2.5mm (Mechanical Surface Detection)
- Phantom: Twin-SAM V8.0 (20deg probe tilt); Type: QD 000 P41 AA; Serial: 1956

**Rear/pi/2 BPSK RB 135,67 ch 656000/Area Scan (10x16x1):** Measurement grid: dx=12mm, dy=12mm

Maximum value of SAR (measured) = 1.02 W/kg

**Rear/pi/2 BPSK RB 135,67 ch 656000/Zoom Scan (7x7x8)/Cube 0:** Measurement grid: dx=5mm, dy=5mm, dz=4mm

Reference Value = 18.84 V/m; Power Drift = 0.04 dB

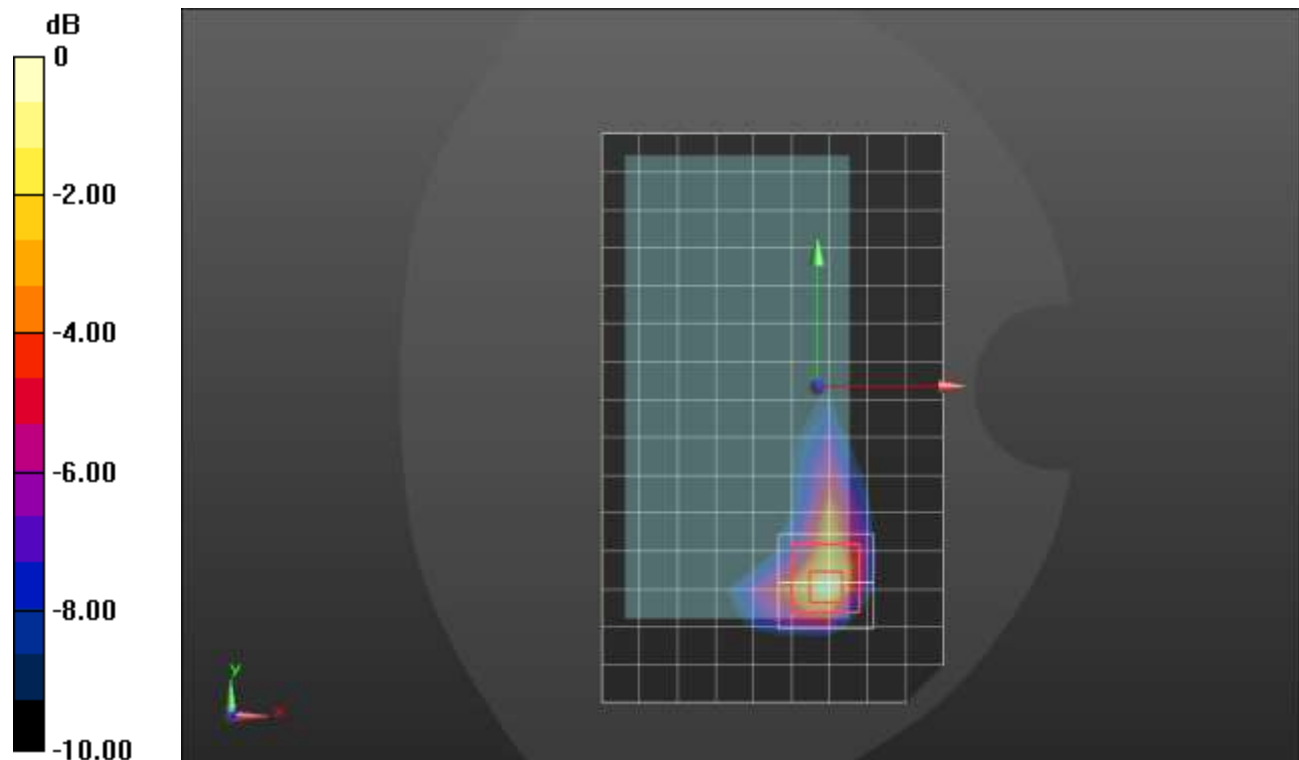
Peak SAR (extrapolated) = 1.77 W/kg

**SAR(1 g) = 0.614 W/kg; SAR(10 g) = 0.214 W/kg**

Smallest distance from peaks to all points 3 dB below = 7.1 mm

Ratio of SAR at M2 to SAR at M1 = 41.9%

Maximum value of SAR (measured) = 0.993 W/kg



0 dB = 0.993 W/kg = -0.03 dBW/kg

### n77 Block C ANT 9

Frequency: 3840 MHz; Duty Cycle: 1:1; Room Ambient Temperature: 24.0°C; Liquid Temperature: 23.0°C

Medium parameters used:  $f = 3840$  MHz;  $\sigma = 3.104$  S/m;  $\epsilon_r = 39.399$ ;  $\rho = 1000$  kg/m<sup>3</sup>

Dasy Configuration:

- Area Scan Setting: Find Secondary Maximum within 2.0 dB and with a peak SAR value greater than 0.0012 W/kg
- Electronics: DAE4 Sn1433; Calibrated: 2/23/2022
- Probe: EX3DV4 - SN3929; ConvF(6.34, 6.34, 6.34) @ 3840 MHz; Calibrated: 3/23/2022
- Sensor-Surface: 2.5mm (Mechanical Surface Detection (Locations From Previous Scan Used)), Sensor-Surface: 2.5mm (Mechanical Surface Detection)
- Phantom: Twin-SAM V8.0 (20deg probe tilt); Type: QD 000 P41 AA; Serial: 1956

**Edge 4/pi/2 BPSK RB 135,67 ch 656000/Area Scan (7x17x1):** Measurement grid: dx=12mm, dy=12mm

Maximum value of SAR (measured) = 0.765 W/kg

**Edge 4/pi/2 BPSK RB 135,67 ch 656000/Zoom Scan (7x7x8)/Cube 0:** Measurement grid: dx=5mm, dy=5mm, dz=4mm

Reference Value = 19.79 V/m; Power Drift = -0.02 dB

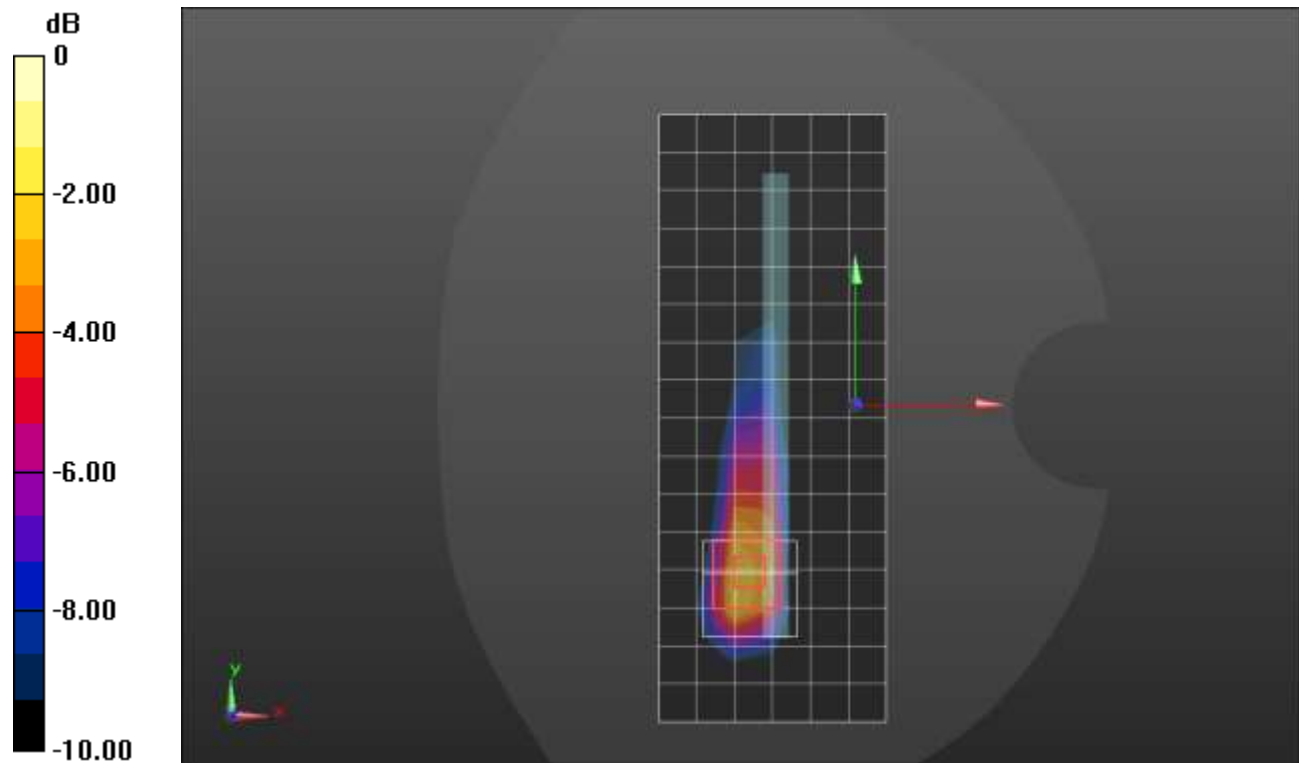
Peak SAR (extrapolated) = 1.98 W/kg

**SAR(1 g) = 0.713 W/kg; SAR(10 g) = 0.259 W/kg**

Smallest distance from peaks to all points 3 dB below = 7 mm

Ratio of SAR at M2 to SAR at M1 = 43.4%

Maximum value of SAR (measured) = 1.17 W/kg



0 dB = 1.17 W/kg = 0.68 dBW/kg

### n77 Block C ANT 4

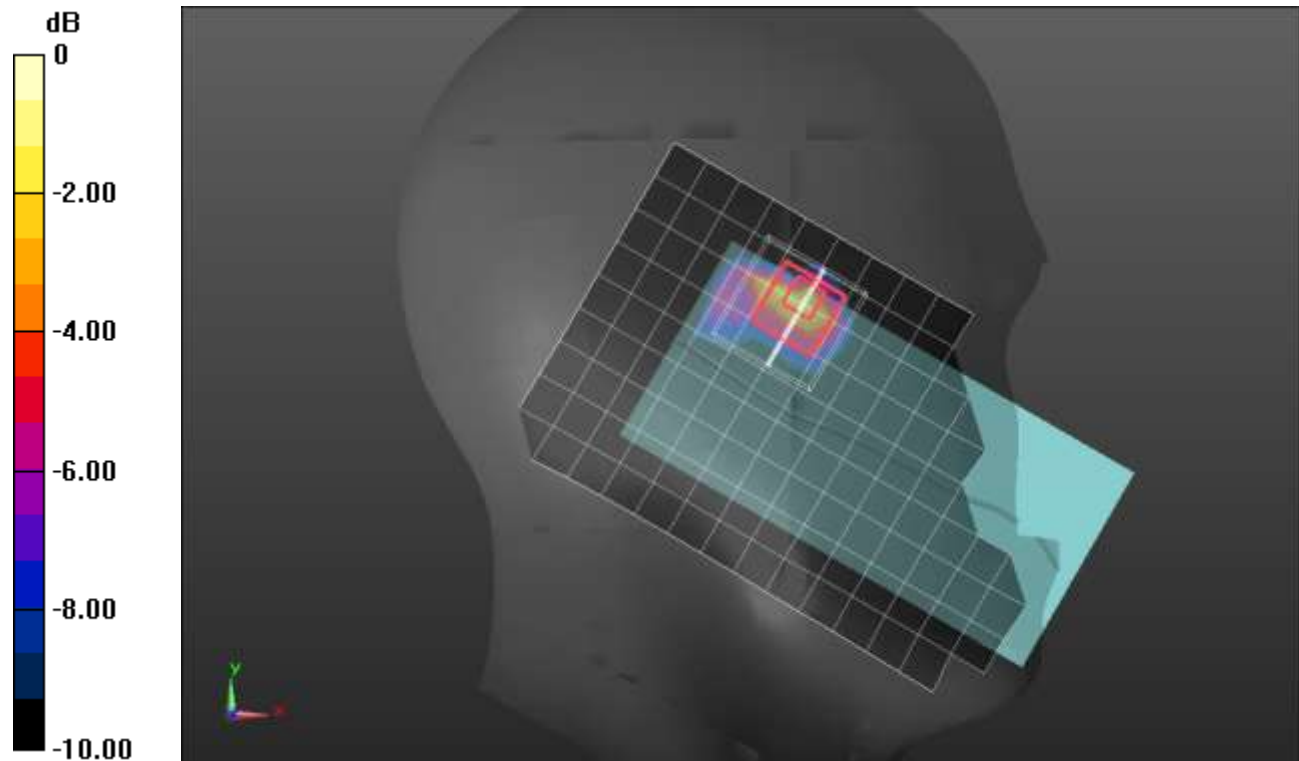
Frequency: 3840 MHz; Duty Cycle: 1:1; Room Ambient Temperature: 24.0°C; Liquid Temperature: 23.0°C  
 Medium parameters used:  $f = 3840$  MHz;  $\sigma = 3.101$  S/m;  $\epsilon_r = 38.512$ ;  $\rho = 1000$  kg/m<sup>3</sup>

Dasy Configuration:

- Area Scan Setting: Find Secondary Maximum within 2.0 dB and with a peak SAR value greater than 0.0012 W/kg
- Electronics: DAE4 Sn1433; Calibrated: 2/23/2022
- Probe: EX3DV4 - SN3929; ConvF(6.34, 6.34, 6.34) @ 3840 MHz; Calibrated: 3/23/2022
- Sensor-Surface: 1.4mm (Mechanical Surface Detection)
- Phantom: Twin-SAM V8.0 (20deg probe tilt); Type: QD 000 P41 AA; Serial: 1956

**LHS/Touch\_pi/2 BPSK RB 1,136 Ch 656000/Area Scan (10x17x1):** Measurement grid: dx=12mm, dy=12mm  
 Maximum value of SAR (measured) = 1.29 W/kg

**LHS/Touch\_pi/2 BPSK RB 1,136 Ch 656000/Zoom Scan (8x8x8)/Cube 0:** Measurement grid: dx=5mm, dy=5mm, dz=4mm  
 Reference Value = 19.37 V/m; Power Drift = -0.08 dB  
 Peak SAR (extrapolated) = 2.39 W/kg  
**SAR(1 g) = 0.739 W/kg; SAR(10 g) = 0.261 W/kg**  
 Smallest distance from peaks to all points 3 dB below = 6.1 mm  
 Ratio of SAR at M2 to SAR at M1 = 35.8%  
 Maximum value of SAR (measured) = 1.68 W/kg



0 dB = 1.68 W/kg = 2.25 dBW/kg

### n77 Block C ANT 4

Frequency: 3840 MHz; Duty Cycle: 1:1; Room Ambient Temperature: 24.0°C; Liquid Temperature: 23.0°C  
 Medium parameters used:  $f = 3840 \text{ MHz}$ ;  $\sigma = 3.162 \text{ S/m}$ ;  $\epsilon_r = 39.216$ ;  $\rho = 1000 \text{ kg/m}^3$

Dasy Configuration:

- Area Scan Setting: Find Secondary Maximum within 2.0 dB and with a peak SAR value greater than 0.0012 W/kg
- Electronics: DAE4ip Sn1621; Calibrated: 4/21/2022
- Probe: EX3DV4 - SN3990; ConvF(6.76, 6.76, 6.76) @ 3840 MHz; Calibrated: 2/25/2022
- Sensor-Surface: 2.5mm (Mechanical Surface Detection)
- Phantom: Twin-SAM V8.0 (20deg probe tilt); Type: QD 000 P41 Ax; Serial: xxxx

**Rear/pi/2 BPSK RB 135,67 ch 656000/Area Scan (9x16x1):** Measurement grid:  $dx=12\text{mm}$ ,  $dy=12\text{mm}$   
 Maximum value of SAR (measured) = 0.446 W/kg

**Rear/pi/2 BPSK RB 135,67 ch 656000/Zoom Scan (7x9x8)/Cube 0:** Measurement grid:  $dx=5\text{mm}$ ,  $dy=5\text{mm}$ ,  $dz=4\text{mm}$   
 Reference Value = 12.11 V/m; Power Drift = 0.09 dB  
 Peak SAR (extrapolated) = 0.959 W/kg  
**SAR(1 g) = 0.339 W/kg; SAR(10 g) = 0.128 W/kg**  
 Smallest distance from peaks to all points 3 dB below = 6.7 mm  
 Ratio of SAR at M2 to SAR at M1 = 40.6%  
 Maximum value of SAR (measured) = 0.546 W/kg



### n77 Block C ANT 4

Frequency: 3840 MHz; Duty Cycle: 1:1; Room Ambient Temperature: 24.0°C; Liquid Temperature: 23.0°C  
 Medium parameters used:  $f = 3840 \text{ MHz}$ ;  $\sigma = 3.112 \text{ S/m}$ ;  $\epsilon_r = 37.229$ ;  $\rho = 1000 \text{ kg/m}^3$

Dasy Configuration:

- Area Scan Setting: Find Secondary Maximum within 2.0 dB and with a peak SAR value greater than 0.0012 W/kg
- Electronics: DAE4ip Sn1621; Calibrated: 4/21/2022
- Probe: EX3DV4 - SN3990; ConvF(6.76, 6.76, 6.76) @ 3840 MHz; Calibrated: 2/25/2022
- Sensor-Surface: 2.5mm (Mechanical Surface Detection)
- Phantom: Twin-SAM V8.0 (30deg probe tilt); Type: QD 000 P41 Ax; Serial: xxxx

**Edge 2/pi/2 BPSK RB 135,67 ch 656000/Area Scan (7x17x1):** Measurement grid: dx=12mm, dy=12mm  
 Maximum value of SAR (measured) = 0.460 W/kg

**Edge 2/pi/2 BPSK RB 135,67 ch 656000/Zoom Scan (7x7x8)/Cube 0:** Measurement grid: dx=5mm, dy=5mm, dz=4mm

Reference Value = 16.26 V/m; Power Drift = 0.03 dB

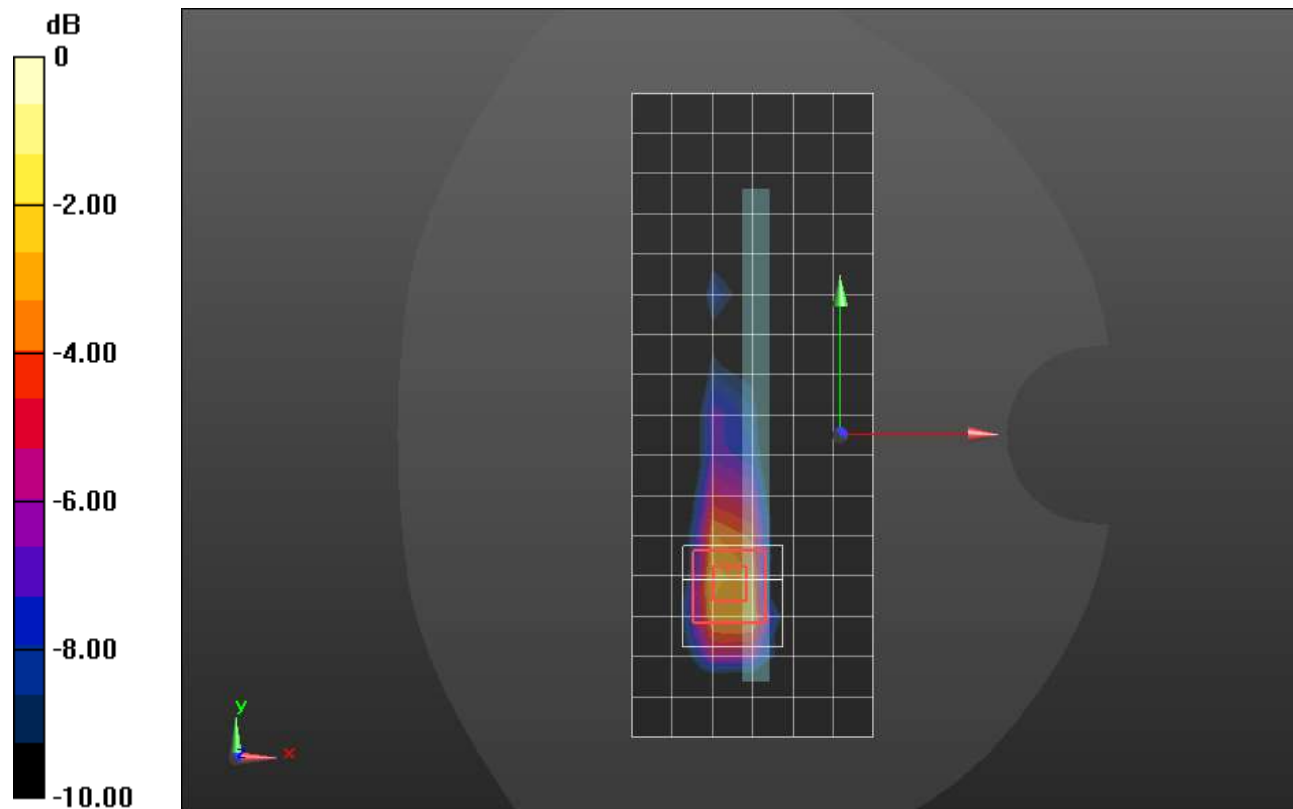
Peak SAR (extrapolated) = 1.32 W/kg

**SAR(1 g) = 0.480 W/kg; SAR(10 g) = 0.173 W/kg**

Smallest distance from peaks to all points 3 dB below = 6 mm

Ratio of SAR at M2 to SAR at M1 = 44.2%

Maximum value of SAR (measured) = 0.783 W/kg



0 dB = 0.783 W/kg = -1.06 dBW/kg



### MSS ANT 1

Frequency: 1617.6 MHz; Duty Cycle: 1:2.60976; Room Ambient Temperature: 24.0°C; Liquid Temperature: 23.0°C  
 Medium parameters used (interpolated):  $f = 1617.6$  MHz;  $\sigma = 1.275$  S/m;  $\epsilon_r = 38.644$ ;  $\rho = 1000$  kg/m<sup>3</sup>

Dasy Configuration:

- Area Scan Setting: Find Secondary Maximum within 2.0 dB and with a peak SAR value greater than 0.0012 W/kg
- Electronics: DAE4 Sn1380; Calibrated: 8/11/2021
- Probe: EX3DV4 - SN3686; ConvF(7.68, 7.68, 7.68) @ 1617.6 MHz; Calibrated: 1/18/2022
- Sensor-Surface: 2.5mm (Mechanical Surface Detection)
- Phantom: Twin-SAM V5.0 (30deg probe tilt); Type: QD 000 P40 CD; Serial: xxxx

**Rear/1-PRB SC-FDMA\_Zone 0\_ Ch 262391 /Area Scan (9x14x1):** Measurement grid: dx=15mm, dy=15mm

[Info: Interpolated medium parameters used for SAR evaluation.](#)

Maximum value of SAR (measured) = 0.669 W/kg

**Rear/1-PRB SC-FDMA\_Zone 0\_ Ch 262391 /Zoom Scan (5x5x7)/Cube 0:** Measurement grid:

dx=8mm, dy=8mm, dz=5mm

Reference Value = 22.81 V/m; Power Drift = -0.03 dB

Peak SAR (extrapolated) = 1.18 W/kg

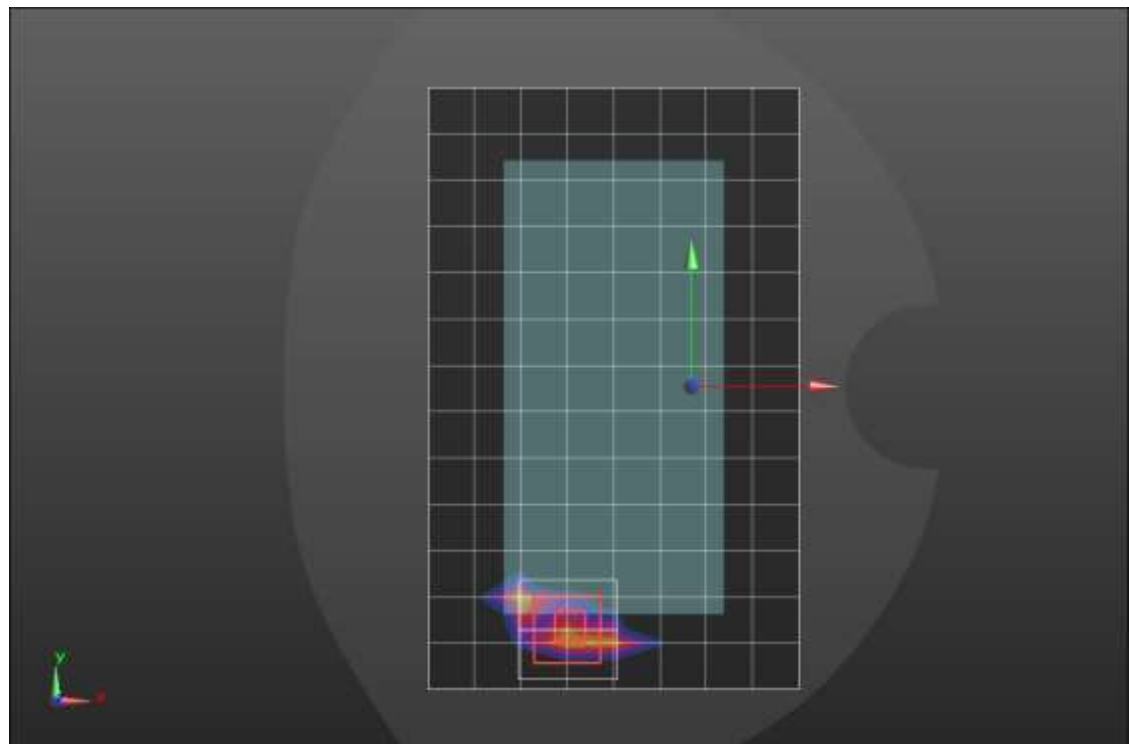
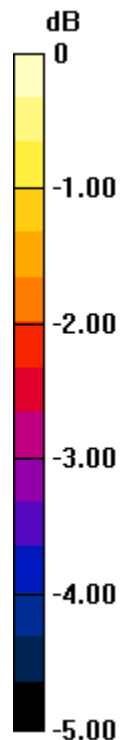
**SAR(1 g) = 0.644 W/kg; SAR(10 g) = 0.339 W/kg**

Smallest distance from peaks to all points 3 dB below = 8.6 mm

Ratio of SAR at M2 to SAR at M1 = 56%

[Info: Interpolated medium parameters used for SAR evaluation.](#)

Maximum value of SAR (measured) = 0.859 W/kg



0 dB = 0.859 W/kg = -0.66 dBW/kg

### MSS ANT 1

Frequency: 1617.6 MHz; Duty Cycle: 1:2.60976; Room Ambient Temperature: 24.0°C; Liquid Temperature: 23.0°C  
 Medium parameters used (interpolated):  $f = 1617.6$  MHz;  $\sigma = 1.275$  S/m;  $\epsilon_r = 38.644$ ;  $\rho = 1000$  kg/m<sup>3</sup>

Dasy Configuration:

- Area Scan Setting: Find Secondary Maximum within 2.0 dB and with a peak SAR value greater than 0.0012 W/kg
- Electronics: DAE4 Sn1380; Calibrated: 8/11/2021
- Probe: EX3DV4 - SN3686; ConvF(7.68, 7.68, 7.68) @ 1617.6 MHz; Calibrated: 1/18/2022
- Sensor-Surface: 2.5mm (Mechanical Surface Detection)
- Phantom: Twin-SAM V5.0 (30deg probe tilt); Type: QD 000 P40 CD; Serial: xxxx

**Edge 3/1-PRB SC-FDMA\_Zone 0\_Ch 262391 /Area Scan (7x9x1):** Measurement grid: dx=15mm, dy=15mm

[Info: Interpolated medium parameters used for SAR evaluation.](#)

Maximum value of SAR (measured) = 0.874 W/kg

**Edge 3/1-PRB SC-FDMA\_Zone 0\_Ch 262391 /Zoom Scan (5x5x7)/Cube 0:** Measurement grid:

dx=8mm, dy=8mm, dz=5mm

Reference Value = 29.48 V/m; Power Drift = -0.12 dB

Peak SAR (extrapolated) = 1.49 W/kg

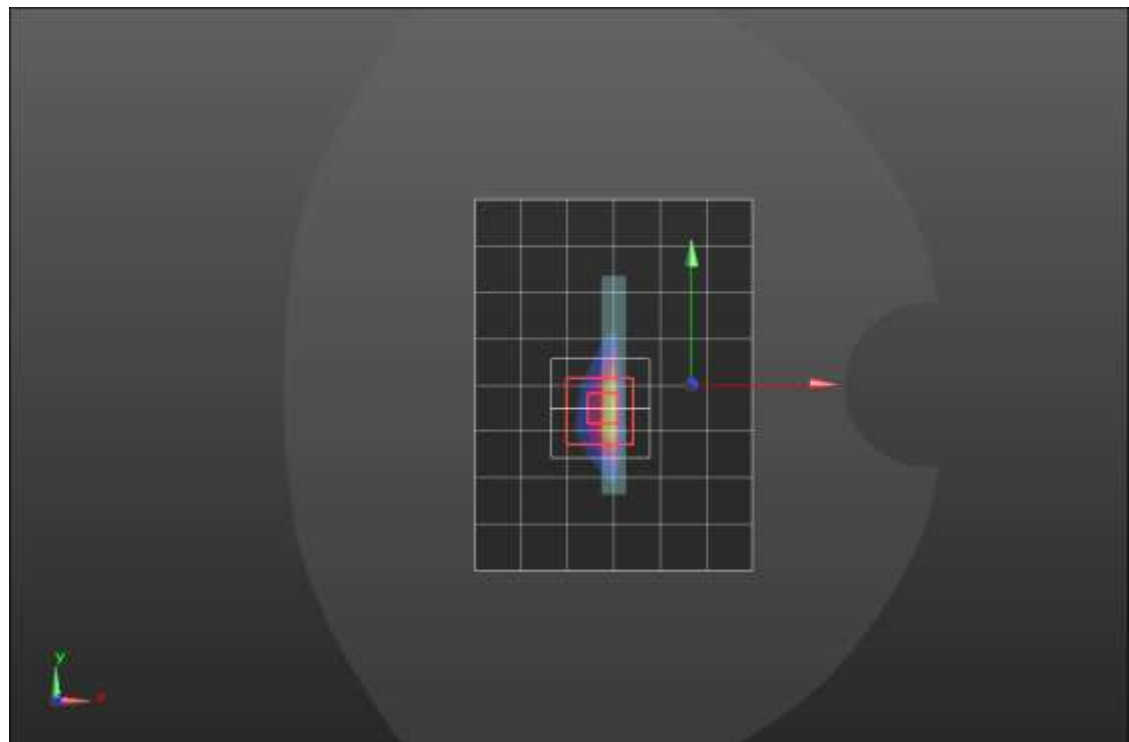
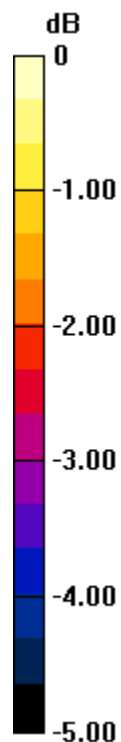
**SAR(1 g) = 0.784 W/kg; SAR(10 g) = 0.385 W/kg**

Smallest distance from peaks to all points 3 dB below = 8 mm

Ratio of SAR at M2 to SAR at M1 = 54.3%

[Info: Interpolated medium parameters used for SAR evaluation.](#)

Maximum value of SAR (measured) = 1.08 W/kg



0 dB = 1.08 W/kg = 0.33 dBW/kg

### MSS ANT 4

Frequency: 1610.1 MHz; Duty Cycle: 1:2.61096; Room Ambient Temperature: 24.0°C; Liquid Temperature: 23.0°C  
 Medium parameters used (interpolated):  $f = 1610.1$  MHz;  $\sigma = 1.245$  S/m;  $\epsilon_r = 39.183$ ;  $\rho = 1000$  kg/m<sup>3</sup>

Dasy Configuration:

- Area Scan Setting: Find Secondary Maximum within 2.0 dB and with a peak SAR value greater than 0.0012 W/kg
- Electronics: DAE4 Sn1380; Calibrated: 8/11/2021
- Probe: EX3DV4 - SN3686; ConvF(7.68, 7.68, 7.68) @ 1610.1 MHz; Calibrated: 1/18/2022
- Sensor-Surface: 2.5mm (Mechanical Surface Detection)
- Phantom: Twin-SAM V5.0 (30deg probe tilt); Type: QD 000 P40 CD; Serial: xxxx

**Rear/1-PRB SC-FDMA\_Zone 0\_ Ch 262391 6/Area Scan (10x14x1):** Measurement grid: dx=15mm, dy=15mm

[Info: Interpolated medium parameters used for SAR evaluation.](#)

Maximum value of SAR (measured) = 1.02 W/kg

**Rear/1-PRB SC-FDMA\_Zone 0\_ Ch 262391 6/Zoom Scan (5x5x7)/Cube 0:** Measurement grid:

dx=8mm, dy=8mm, dz=5mm

Reference Value = 30.14 V/m; Power Drift = 0.17 dB

Peak SAR (extrapolated) = 1.66 W/kg

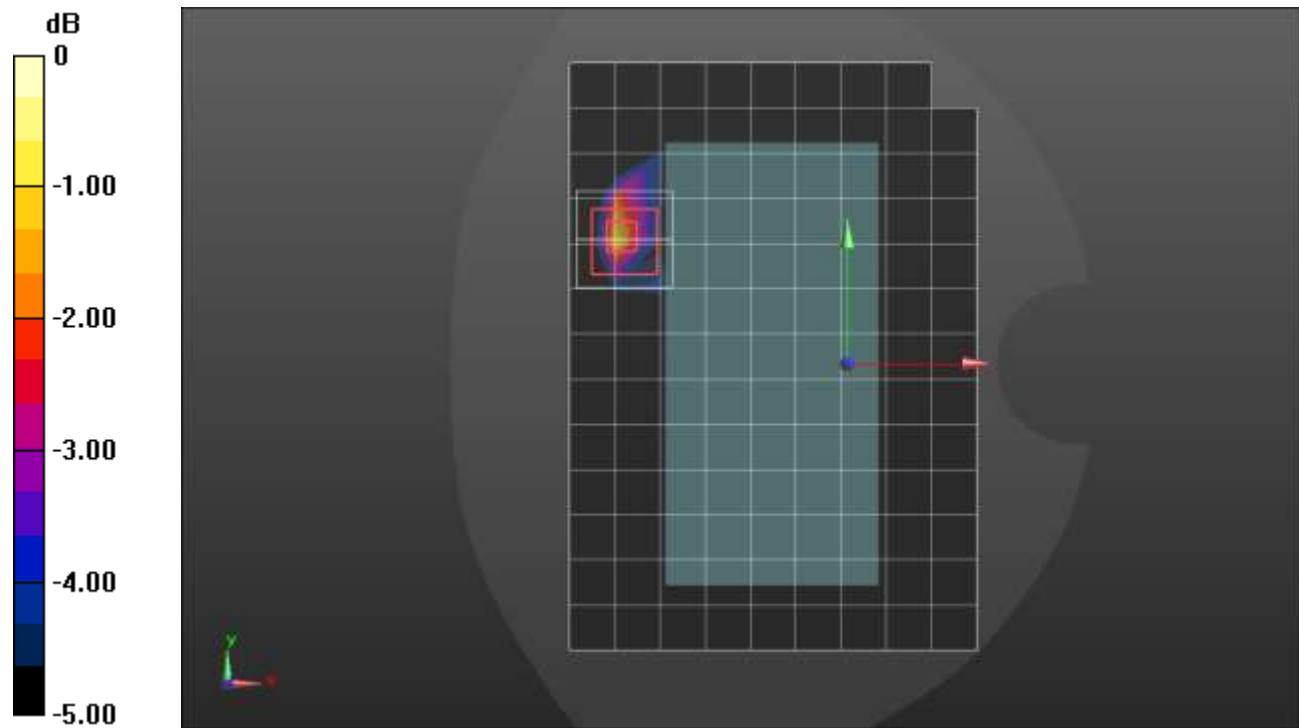
**SAR(1 g) = 0.843 W/kg; SAR(10 g) = 0.410 W/kg**

Smallest distance from peaks to all points 3 dB below = 8 mm

Ratio of SAR at M2 to SAR at M1 = 52.3%

[Info: Interpolated medium parameters used for SAR evaluation.](#)

Maximum value of SAR (measured) = 1.23 W/kg



0 dB = 1.23 W/kg = 0.90 dBW/kg

### MSS ANT 4

Frequency: 1625.1 MHz; Duty Cycle: 1:2.61096; Room Ambient Temperature: 24.0°C; Liquid Temperature: 23.0°C  
 Medium parameters used (interpolated):  $f = 1625.1$  MHz;  $\sigma = 1.251$  S/m;  $\epsilon_r = 39.124$ ;  $\rho = 1000$  kg/m<sup>3</sup>

Dasy Configuration:

- Area Scan Setting: Find Secondary Maximum within 2.0 dB and with a peak SAR value greater than 0.0012 W/kg
- Electronics: DAE4 Sn1380; Calibrated: 8/11/2021
- Probe: EX3DV4 - SN3686; ConvF(7.68, 7.68, 7.68) @ 1625.1 MHz; Calibrated: 1/18/2022
- Sensor-Surface: 2.5mm (Mechanical Surface Detection)
- Phantom: Twin-SAM V5.0 (30deg probe tilt); Type: QD 000 P40 CD; Serial: xxxx

**Edge 2/1-PRB SC-FDMA\_Zone 0\_ Ch 262466/Area Scan (6x14x1):** Measurement grid: dx=15mm, dy=15mm

[Info: Interpolated medium parameters used for SAR evaluation.](#)

Maximum value of SAR (measured) = 0.781 W/kg

**Edge 2/1-PRB SC-FDMA\_Zone 0\_ Ch 262466/Zoom Scan (5x5x7)/Cube 0:** Measurement grid:

dx=8mm, dy=8mm, dz=5mm

Reference Value = 25.31 V/m; Power Drift = -0.14 dB

Peak SAR (extrapolated) = 1.66 W/kg

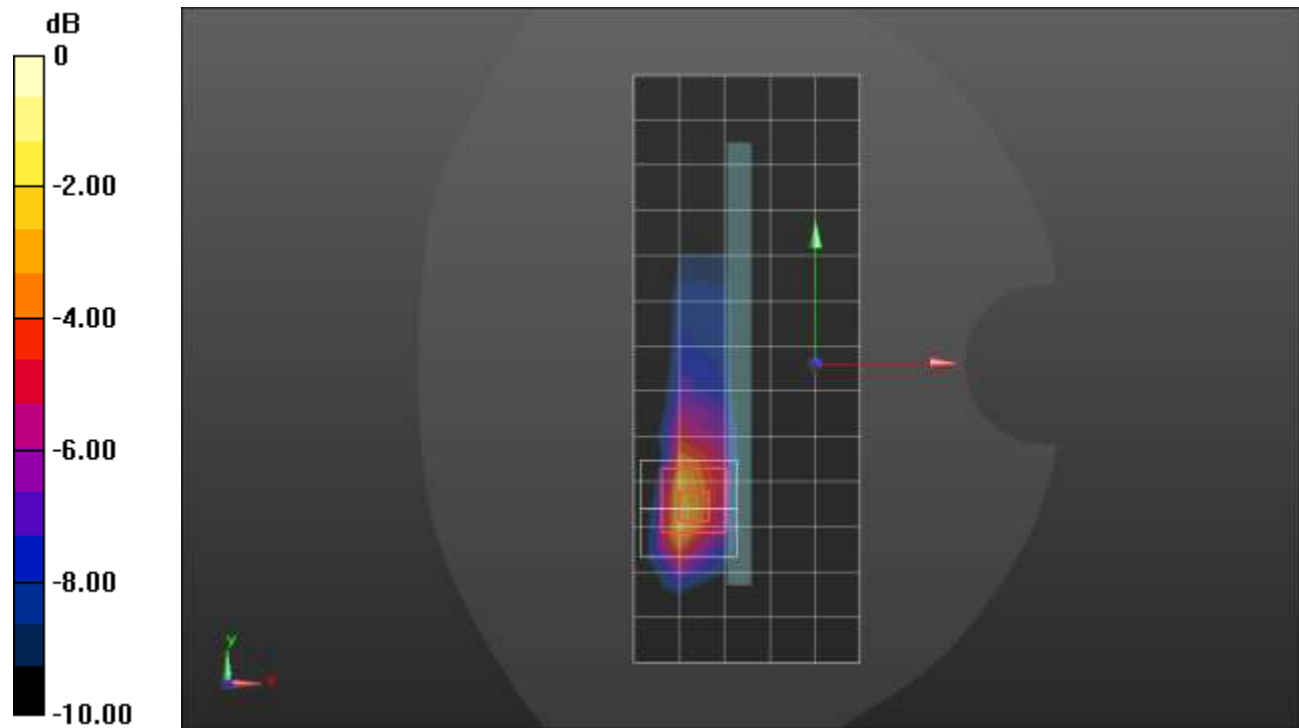
**SAR(1 g) = 0.830 W/kg; SAR(10 g) = 0.372 W/kg**

Smallest distance from peaks to all points 3 dB below = 6.4 mm

Ratio of SAR at M2 to SAR at M1 = 53.9%

[Info: Interpolated medium parameters used for SAR evaluation.](#)

Maximum value of SAR (measured) = 1.16 W/kg



0 dB = 1.16 W/kg = 0.64 dBW/kg

### LTE Band 41 (PC2) ANT 1

Frequency: 2593 MHz; Duty Cycle: 1:2.30994; Room Ambient Temperature: 24.0°C; Liquid Temperature: 23.0°C  
 Medium parameters used (interpolated):  $f = 2593 \text{ MHz}$ ;  $\sigma = 1.891 \text{ S/m}$ ;  $\epsilon_r = 37.23$ ;  $\rho = 1000 \text{ kg/m}^3$

Dasy Configuration:

- Area Scan Setting: Find Secondary Maximum within 2.0 dB and with a peak SAR value greater than 0.0012 W/kg
- Electronics: DAE4 Sn1359; Calibrated: 1/7/2022
- Probe: EX3DV4 - SN3991; ConvF(7.9, 7.9, 7.9) @ 2593 MHz; Calibrated: 8/20/2021
- Sensor-Surface: 1.4mm (Mechanical Surface Detection)
- Phantom: Twin-SAM V8.0 (20deg probe tilt); Type: QD 000 P41 AA; Serial: 1956

### RHS/Touch\_QPSK RB 1,49 Ch 40620/Area Scan (10x15x1): Measurement grid: dx=12mm, dy=12mm

[Info: Interpolated medium parameters used for SAR evaluation.](#)

Maximum value of SAR (measured) = 0.551 W/kg

### RHS/Touch\_QPSK RB 1,49 Ch 40620/Zoom Scan (7x7x7)/Cube 0: Measurement grid: dx=5mm, dy=5mm, dz=5mm

Reference Value = 15.92 V/m; Power Drift = -0.16 dB

Peak SAR (extrapolated) = 0.728 W/kg

**SAR(1 g) = 0.398 W/kg; SAR(10 g) = 0.214 W/kg**

Smallest distance from peaks to all points 3 dB below = 11 mm

Ratio of SAR at M2 to SAR at M1 = 55.1%

[Info: Interpolated medium parameters used for SAR evaluation.](#)

Maximum value of SAR (measured) = 0.604 W/kg

