



TEST REPORT

Report Number: 14040867-E5V2

Applicant : APPLE INC.
1 APPLE PARK WAY
CUPERTINO, CA 95014, U.S.A.

Model : A2649 (Parent Model, Full Test)
A2881, A2882, A2883, A2884 (Variant Models)

FCC ID : BCG-E8138A (Parent Model)
BCG-E8142A, BCG-E8143A, BCG-E8144A (Variant Models)

EUT Description : SMARTPHONE

Test Standard(s) : FCC 47 CFR PART 15 SUBPART E

Date of Issue:

July 06, 2022

Prepared by:

UL Verification Services Inc.
47173 Benicia Street
Fremont, CA 94538 U.S.A.
TEL: (510) 319-4000
FAX: (510) 661-0888



REPORT REVISION HISTORY

Rev.	Issue Date	Revisions	Revised By
V1	7/1/2022	Initial Issue	Frank Ibrahim
V2	7/6/2022	Address TCB Questions section 6.5, 8, PSD	Gerardo Abrego

TABLE OF CONTENTS

1. ATTESTATION OF TEST RESULTS.....	5
2. TEST RESULT SUMMARY.....	7
3. TEST METHODOLOGY	7
4. FACILITIES AND ACCREDITATION.....	7
5. DECISION RULES AND MEASUREMENT UNCERTAINTY.....	8
5.1. METROLOGICAL TRACEABILITY	8
5.2. DECISION RULES	8
5.3. MEASUREMENT UNCERTAINTY	8
5.4. SAMPLE CALCULATION.....	8
6. EQUIPMENT UNDER TEST	9
6.1. EUT DESCRIPTION.....	9
6.2. DESCRIPTION OF AVAILABLE ANTENNAS.....	9
6.3. SOFTWARE AND FIRMWARE.....	9
6.4. MAXIMUM OUTPUT POWER.....	10
6.5. WORST-CASE CONFIGURATION AND MODE.....	14
6.6. DESCRIPTION OF TEST SETUP.....	15
7. MEASUREMENT METHOD	20
8. TEST AND MEASUREMENT EQUIPMENT	21
9. ANTENNA PORT TEST RESULTS	22
9.1. ON TIME AND DUTY CYCLE	22
9.2. 26 dB and 99% BANDWIDTH	28
9.2.1. 802.11n HT20 MODE IN THE 5.2 GHz BAND.....	28
9.2.2. 802.11n HT40 MODE IN THE 5.2 GHz BAND.....	31
9.2.3. 802.11ac VHT80 MODE IN THE 5.2 GHz BAND.....	33
9.2.4. 802.11ax HE20 MODE IN THE 5.2 GHz BAND.....	35
9.2.5. 802.11ax HE40 MODE IN THE 5.2 GHz BAND.....	43
9.2.6. 802.11ax HE80 MODE IN THE 5.2 GHz BAND.....	51
9.2.7. 802.11n HT20 MODE IN THE 5.3 GHz BAND.....	60
9.2.8. 802.11n HT40 MODE IN THE 5.3 GHz BAND.....	62
9.2.9. 802.11ac VHT80 MODE IN THE 5.3 GHz BAND.....	64
9.2.10. 802.11ax HE20 MODE IN THE 5.3 GHz BAND.....	66
9.2.11. 802.11ax HE40 MODE IN THE 5.3 GHz BAND.....	72
9.2.12. 802.11ax HE80 MODE IN THE 5.3 GHz BAND.....	78
9.2.13. 802.11n HT20 MODE IN THE 5.6 GHz BAND.....	84
9.2.14. 802.11n HT40 MODE IN THE 5.6 GHz BAND.....	87
9.2.15. 802.11ac VHT80 MODE IN THE 5.6 GHz BAND.....	89
9.2.16. 802.11ax HE20 MODE IN THE 5.6 GHz BAND.....	91

9.2.17.	802.11ax HE40 MODE IN THE 5.6 GHz BAND	97
9.2.18.	802.11ax HE80 MODE IN THE 5.6 GHz BAND	103
9.2.19.	802.11n HT20 MODE IN THE 5.8 GHz BAND	109
9.2.20.	802.11n HT40 MODE IN THE 5.8 GHz BAND	111
9.2.21.	802.11ac VHT80 MODE IN THE 5.8 GHz BAND	113
9.2.22.	802.11ax HE20 MODE IN THE 5.8 GHz BAND	115
9.2.23.	802.11ax HE40 MODE IN THE 5.8 GHz BAND	121
9.2.24.	802.11ax HE80 MODE IN THE 5.8 GHz BAND	127
9.3.	<i>6 dB BANDWIDTH</i>	133
9.3.1.	802.11n HT20 MODE IN THE 5.8 GHz BAND	134
9.3.2.	802.11n HT40 MODE IN THE 5.8 GHz BAND	137
9.3.3.	802.11ac VHT80 MODE IN THE 5.8 GHz BAND	139
9.3.4.	802.11ax HE20 MODE IN THE 5.8 GHz BAND	141
9.3.5.	802.11ax HE40 MODE IN THE 5.8 GHz BAND	147
9.3.6.	802.11ax HE80 MODE IN THE 5.8 GHz BAND	153
9.4.	<i>OUTPUT POWER AND PSD</i>	159
9.4.1.	802.11n HT20 MODE IN THE 5.2 GHz BAND	161
9.4.2.	802.11n HT40 MODE IN THE 5.2 GHz BAND	164
9.4.3.	802.11ac VHT80 MODE IN THE 5.2 GHz BAND	167
9.4.4.	802.11ax HE20 MODE IN THE 5.2 GHz BAND	170
9.4.5.	802.11ax HE40 MODE IN THE 5.2 GHz BAND	182
9.4.6.	802.11ax HE80 MODE IN THE 5.2 GHz BAND	194
9.4.7.	802.11n HT20 MODE IN THE 5.3 GHz BAND	206
9.4.8.	802.11n HT40 MODE IN THE 5.3 GHz BAND	209
9.4.9.	802.11ac VHT80 MODE IN THE 5.3 GHz BAND	212
9.4.10.	802.11ax HE20 MODE IN THE 5.3 GHz BAND	215
9.4.11.	802.11ax HE40 MODE IN THE 5.3 GHz BAND	227
9.4.12.	802.11ax HE80 MODE IN THE 5.3 GHz BAND	239
9.4.13.	802.11n HT20 MODE IN THE 5.6 GHz BAND	251
9.4.14.	802.11n HT40 MODE IN THE 5.6 GHz BAND	254
9.4.15.	802.11ac VHT80 MODE IN THE 5.6 GHz BAND	257
9.4.16.	802.11ax HE20 MODE IN THE 5.6 GHz BAND	260
9.4.17.	802.11ax HE40 MODE IN THE 5.6 GHz BAND	273
9.4.18.	802.11ax HE80 MODE IN THE 5.6 GHz BAND	285
9.4.19.	802.11n HT20 MODE IN THE 5.8 GHz BAND	297
9.4.20.	802.11n HT40 MODE IN THE 5.8 GHz BAND	300
9.4.21.	802.11ac VHT80 MODE IN THE 5.8 GHz BAND	303
9.4.22.	802.11ax HE20 MODE IN THE 5.8 GHz BAND	306
9.4.23.	802.11ax HE40 MODE IN THE 5.8 GHz BAND	318
9.4.24.	802.11ax HE80 MODE IN THE 5.8 GHz BAND	330
10.	SETUP PHOTOS.....	342

1. ATTESTATION OF TEST RESULTS

COMPANY NAME: APPLE INC.
1 APPLE PARK WAY
CUPERTINO, CA 95014, U.S.A.

EUT DESCRIPTION: SMARTPHONE

MODEL: A2649 (Parent Model)
A2881, A2882, A2883, A2884 (Variant Models)

BRAND: APPLE

FCC ID: BCG-E8138A (Parent Model)
BCG-E8142A, BCG-E8143A, BCG-E8144A (Variant Models)

SERIAL NUMBER: V2V9KHF5W9

SAMPLE RECEIPT DATE: 12/13/2021

DATE TESTED: 12/16/2021 – 07/7/2022

APPLICABLE STANDARDS	
STANDARD	TEST RESULTS
CFR 47 Part 15 Subpart E	Complies

UL Verification Services Inc. tested the above equipment in accordance with the requirements set forth in the above standards. The test results show that the equipment tested is capable of demonstrating compliance with the requirements as documented in this report.

The results documented in this report apply only to the tested sample, under the conditions and modes of operation as described herein. It is the manufacturer's responsibility to assure that additional production units of this model are manufactured with identical electrical and mechanical components. All samples tested were in good operating condition throughout the entire test program. Measurement Uncertainties are published for informational purposes only and were not taken into account unless noted otherwise.

This document may not be altered or revised in any way unless done so by UL Verification Services Inc. and all revisions are duly noted in the revisions section. Any alteration of this document not carried out by UL Verification Services Inc. will constitute fraud and shall nullify the document.

Approved & Released For
UL Verification Services Inc. By:

Prepared By:



Frank Ibrahim
Staff Engineer
Consumer Technology Division
UL LLC.

Gerardo Abrego
Test Engineer
Consumer Technology Division
UL Verification Services Inc.

2. TEST RESULT SUMMARY

This report contains data provided by the customer which can impact the validity of results. UL Verification Services Inc. is only responsible for the validity of results after the integration of the data provided by the customer.

FCC Clause	Requirement	Result	Comment
See Comment	Duty Cycle	Reporting purposes only	Per ANSI C63.10, Section 12.2.
See Comment	26dB BW 99% OBW	Reporting purposes only	Per ANSI C63.10 Sections 6.9.2 and 6.9.3
15.407 (e)	6 dB BW	Complies	None.
15.407 (a) (1-4), (h) (1)	Output Power	Complies	None.
15.407 (a) (1-3, 5)	PSD	Complies	None.
15.209, 15.205, 15.407 (b)	Radiated Emissions	Complies	None.
15.207	AC Mains Conducted Emissions	Complies	None.

3. TEST METHODOLOGY

The tests documented in this report were performed in accordance with:

- FCC CFR 47 Part 2
- FCC CFR 47 Part 15
- FCC KDB 662911 D01 v02r01
- FCC KDB 789033 D02 v02r01
- ANSI C63.10-2020
- KDB 414788 D01 Radiated Test Site v01r01

4. FACILITIES AND ACCREDITATION

UL Verification Services Inc. is accredited by A2LA, certification #0751.05, for all testing performed within the scope of this report. Testing was performed at the locations noted below.

	Address	ISED CABID	ISED Company Number	FCC Registration
<input type="checkbox"/>	Building 1: 47173 Benicia Street, Fremont, CA 94538, USA	US0104	2324A	550739
<input checked="" type="checkbox"/>	Building 2: 47266 Benicia Street, Fremont, CA 94538, USA	US0104	22541	550739
<input checked="" type="checkbox"/>	Building 4: 47658 Kato Rd, Fremont, CA 94538, USA	US0104	2324B	550739

5. DECISION RULES AND MEASUREMENT UNCERTAINTY

5.1. METROLOGICAL TRACEABILITY

All test and measuring equipment utilized to perform the tests documented in this report are calibrated on a regular basis, with a maximum time between calibrations of one year or the manufacturers' recommendation, whichever is less, and where applicable is traceable to recognized national standards.

5.2. DECISION RULES

The Decision Rule is based on Simple Acceptance in accordance with ISO Guide 98-4:2012 Clause 8.2. (Measurement uncertainty is not taken into account when stating conformity with a specified requirement.)

5.3. MEASUREMENT UNCERTAINTY

Where relevant, the following measurement uncertainty levels have been estimated for tests performed on the apparatus:

PARAMETER	U _{Lab}
Worst Case Conducted Disturbance, 9KHz to 0.15 MHz	3.78 dB
Worst Case Conducted Disturbance, 0.15 to 30 MHz	3.40 dB
Worst Case Radiated Disturbance, 9KHz to 30 MHz	2.87 dB
Worst Case Radiated Disturbance, 30 to 1000 MHz	6.01 dB
Worst Case Radiated Disturbance, 1000 to 18000 MHz	4.73 dB
Worst Case Radiated Disturbance, 18000 to 26000 MHz	4.51 dB
Worst Case Radiated Disturbance, 26000 to 40000 MHz	5.29 dB

Uncertainty figures are valid to a confidence level of 95%.

5.4. SAMPLE CALCULATION

RADIATED EMISSIONS

Where relevant, the following sample calculation is provided:

Field Strength (dBuV/m) = Measured Voltage (dBuV) + Antenna Factor (dB/m) + Cable Loss (dB) – Preamp Gain (dB)

$$36.5 \text{ dBuV} + 18.7 \text{ dB/m} + 0.6 \text{ dB} - 26.9 \text{ dB} = 28.9 \text{ dBuV/m}$$

MAINS CONDUCTED EMISSIONS

Where relevant, the following sample calculation is provided:

Final Voltage (dBuV) = Measured Voltage (dBuV) + Cable Loss (dB) + Limiter Factor (dB) + LISN Insertion Loss.

$$36.5 \text{ dBuV} + 0 \text{ dB} + 10.1 \text{ dB} + 0 \text{ dB} = 46.6 \text{ dBuV}$$

6. EQUIPMENT UNDER TEST

6.1. EUT DESCRIPTION

The Apple iPhone is a smartphone with multimedia functions (music, application support, and video), cellular GSM, GPRS, EGPRS, UMTS, LTE, 5G, IEEE 802.11a/b/g/n/ac/ax, Bluetooth, Ultra-Wideband, GPS, NFC and MSS. All models except reference model support at least one UICC based SIM. The second SIM is either an UICC based p-SIM (physical SIM) or e-SIM (electronic SIM). The device supports a built-in inductive charging transmitter and receiver. The rechargeable battery is not user accessible.

Testing was performed on the parent model and is used to support the application for the parent and variants identified in this report based on the test plan submitted and approved via KDB inquiry by the FCC and by ISED-Canada.

The Model and FCC IDs / ISED covered by this report includes:

Parent Model: A2649, FCC ID: BCG-E8138A, IC: 579C-E8138A

Variant Models: A2881, FCC ID: BCG-E8142A, IC: 579C-E8142A
 A2882; FCC ID: BCG-E8143A, IC: 579C-E8143A
 A2883 & A2884, FCC ID: BCG-E8144A, IC: 579C-E8144A

6.2. DESCRIPTION OF AVAILABLE ANTENNAS

Antenna Type is IFA.

The antennas' gains, as provided by the manufacturer, are as follows:

Frequency Range (GHz)	Antenna 6 (dBi)	Antenna 5 (dBi)
5150-5250	-3.4	-5.3
5250-5350	-3.9	-3.4
5500-5700	-2.7	-1.0
5725-5825	-3.8	-2.9

6.3. SOFTWARE AND FIRMWARE

The EUT firmware installed during testing was 20_94_1_15.

6.4. MAXIMUM OUTPUT POWER

The transmitter has a maximum conducted output power as follows:

5.2 GHz BAND (FCC)

Frequency Range (MHz)	Mode	Output Power (dBm)	Output Power (mW)
5.2 GHz band, 1TX			
5180-5240	802.11a	Covered by 802.11n HT20 1TX	
5180-5240	802.11n HT20	19.45	88.10
5180-5240	802.11n VHT20	Covered by 802.11n HT20 1TX	
5190-5230	802.11n HT40	20.35	108.39
5190-5230	802.11n VHT40	Covered by 802.11n HT40 1TX	
5210	802.11ac VHT80	17.43	55.34
5180-5240	802.11ax HE20	19.94	98.63
5190-5230	802.11ax HE40	20.42	110.15
5210	802.11ax HE80	16.39	43.55
5.2 GHz band, 2TX			
5180-5240	802.11n HT20 CDD	19.59	90.99
5180-5240	802.11n HT20 SDM	Covered by 802.11n HT20 2TX CDD	
5180-5240	802.11n VHT20 CDD/SDM	Covered by 802.11n HT20 2TX CDD	
5190-5230	802.11n HT40 CDD	22.35	171.79
5190-5230	802.11n HT40 SDM	Covered by 802.11n HT40 2TX CDD	
5190-5230	802.11n VHT40 CDD/SDM	Covered by 802.11n HT40 2TX CDD	
5210	802.11ac VHT80 CDD	19.41	87.30
5210	802.11ac VHT80 SDM	Covered by 802.11ac VHT80 2TX CDD	
5180-5240	802.11ax HE20 OFDMA	19.95	98.86
5190-5230	802.11ax HE40 OFDMA	22.39	173.38
5210	802.11ax HE80 OFDMA	18.89	77.45

5.3 GHz BAND (FCC)

Frequency Range (MHz)	Mode	Output Power (dBm)	Output Power (mW)
5.3 GHz band, 1TX			
5260 - 5320	802.11a	Covered by 802.11n HT20 1TX	
5260 - 5320	802.11n HT20	19.49	88.92
5260 - 5320	802.11n VHT20	Covered by 802.11n HT20 1TX	
5270 - 5310	802.11n HT40	20.48	111.69
5270 - 5310	802.11n VHT40	Covered by 802.11n HT40 1TX	
5290	802.11ac VHT80	15.99	39.72
5260 - 5320	802.11ax HE20	19.98	99.54
5270 - 5310	802.11ax HE40	20.47	111.43
5290	802.11ax HE80	15.40	34.67
5.3 GHz band, 2TX			
5260 - 5320	802.11n HT20 CDD	19.49	88.92
5260 - 5320	802.11n HT20 SDM	Covered by 802.11n HT20 2TX CDD	
5260 - 5320	802.11n HT20 CDD/SDM	Covered by 802.11n HT20 2TX CDD	
5270 - 5310	802.11n HT40 CDD	22.49	177.42
5270 - 5310	802.11n HT40 SDM	Covered by 802.11n HT40 2TX CDD	
5270 - 5310	802.11n VHT40 CDD/SDM	Covered by 802.11n HT40 2TX CDD	
5290	802.11ac VHT80 CDD	18.43	69.66
5290	802.11ac VHT80 SDM	Covered by 802.11ac VHT80 2TX CDD	
5260 - 5320	802.11ax HE20 OFDMA	19.95	98.86
5270 - 5310	802.11ax HE40 OFDMA	22.39	173.38
5290	802.11ax HE80 OFDMA	17.40	54.95

5.6 GHz BAND (FCC)

Frequency Range (MHz)	Mode	Output Power (dBm)	Output Power (mW)
5.6 GHz band, 1TX			
5500-5720	802.11a	Covered by 802.11n HT20 1TX	
5500-5720	802.11n HT20	19.49	88.92
5500-5720	802.11n VHT20	Covered by 802.11n HT20 1TX	
5510-5710	802.11n HT40	20.48	111.69
5510-5710	802.11n VHT40	Covered by 802.11n HT40 1TX	
5530-5690	802.11ac VHT80	20.45	110.92
5500-5720	802.11ax HE20	19.91	97.95
5510-5710	802.11ax HE40	20.48	111.69
5530-5690	802.11ax HE80	20.43	110.41
5.6 GHz band, 2TX			
5500-5720	802.11n HT20 CDD	19.50	89.13
5500-5720	802.11n HT20 SDM	Covered by 802.11n HT20 2TX CDD	
5500-5720	802.11n VHT20 CDD/SDM	Covered by 802.11n HT20 2TX CDD	
5510-5710	802.11n HT40 CDD	22.49	177.42
5510-5710	802.11n HT40 SDM	Covered by 802.11n HT40 2TX CDD	
5510-5710	802.11n VHT40 CDD/SDM	Covered by 802.11n HT40 2TX CDD	
5530-5690	802.11ac VHT80 CDD	22.92	195.88
5530-5690	802.11ac VHT80 SDM	Covered by 802.11ac VHT80 2TX CDD	
5500-5720	802.11ax HE20 OFDMA	19.92	98.17
5510-5710	802.11ax HE40 OFDMA	22.42	174.58
5530-5690	802.11ax HE80 OFDMA	22.92	195.88

5.8 GHz BAND (FCC)

Frequency Range (MHz)	Mode	Output Power (dBm)	Output Power (mW)
5.8 GHz band, 1TX			
5745-5825	802.11a	Covered by 802.11n HT20 1TX	
5745-5825	802.11n HT20	21.45	139.64
5745-5825	802.11n VHT20	Covered by 802.11n HT20 1TX	
5755-5795	802.11n HT40	20.46	111.17
5755-5795	802.11n VHT40	Covered by 802.11n HT40 1TX	
5775	802.11ac VHT80	20.45	110.92
5745-5825	802.11ax HE20	21.47	140.28
5755-5795	802.11ax HE40	20.45	110.92
5775	802.11ax HE80	20.42	110.15
5.8 GHz band, 2TX			
5745-5825	802.11n HT20 CDD	24.45	278.61
5745-5825	802.11n HT20 SDM	Covered by 802.11n HT20 2TX CDD	
5745-5825	802.11n VHT20 CDD/SDM	Covered by 802.11n HT20 2TX CDD	
5755-5795	802.11n HT40 CDD	23.43	220.29
5755-5795	802.11n HT40 SDM	Covered by 802.11n HT40 2TX CDD	
5755-5795	802.11n VHT40 CDD/SDM	Covered by 802.11n HT40 2TX CDD	
5775	802.11ac VHT80 CDD	23.43	220.29
5775	802.11ac VHT80 SDM	Covered by 802.11ac VHT80 2TX CDD	
5745-5825	802.11ax HE20 OFDMA	24.52	283.14
5755-5795	802.11ax HE40 OFDMA	23.47	222.33
5775	802.11ax HE80 OFDMA	23.44	220.80

6.5. WORST-CASE CONFIGURATION AND MODE

The fundamental of the EUT was investigated in three orthogonal orientations X, Y and Z on ANT 6, ANT 5 and 2TX. It was determined that Y (Landscape) orientation was the worst-case orientation for ANT 6, ANT 5, and 2TX.

802.11n 2TX and 802.11ax 2TX modes were used to perform on radiated harmonic spurious final test to cover all modes since it has widest bandwidth modulation, highest power density and power tuned to maximum based on among all the modes. For testing purposes, radiated harmonics spurious below 1GHz, 1-18GHz L/M/H channels, 18-40GHz, and power line conducted emissions were performed with the EUT set at the 2TX CDD mode among the CDD/SDM modes with power setting equal or higher than FCC & IC conducted SISO modes as worst-case scenario.

For Radiated band edge test all test modes have been investigated with power setting equal or higher than FCC & IC conducted SISO modes as worst-case scenario.

Below 1GHz tests were performed with EUT connected to AC power adapter as the worst case; and for above 1GHz, the worst-case configuration reported was tested with EUT only. For AC line conducted emission, test was investigated with AC power adapter and with laptop. There were no emissions found below 30MHz within 20dB of the limit.

Simultaneous transmission with the Bluetooth was investigated, and no noticeable emission was found.

With same power on Full RU and SU higher data rate, investigation was performed on both band edge to determine the worst case, and SU mode was determined to be the worst case.

The output power and PSD for the IEEE 802.11 ax mode were investigated among all different tones, and we found that SU mode had the highest output power, and the lowest tone had the highest PSD readings. And after investigation, antenna port conducted tests were performed on both SU and lowest tones; radiated spurious emission and radiated band edge tests were performed on SU and lowest tones.

Low data rate was used to test on antenna port conducted tests and radiated spurious emissions since it has the highest maximum power. For radiated bandedge, the following are the worst-case data rates set for test:

802.11n HT20 mode: MCS7
802.11n HT40 mode: MCS7
802.11ac VHT80 mode: MCS9
802.11ax HE20/HE40/HE80 RU 26 Tones and SU, MCS11

There are three vendors of the Wi-Fi/Bluetooth radio modules: variant 1, 2 and 3. The WiFi/BT radio modules have the same mechanical outline (e.g., the same package dimension and pin-out layout), use the same on-board antenna matching circuit, have an identical antenna structure, and are built and tested to conform to the same specifications and to operate within the same tolerances.

Baseline testing was performed on the three variants to determine the worst case on all conducted power and radiated emissions.

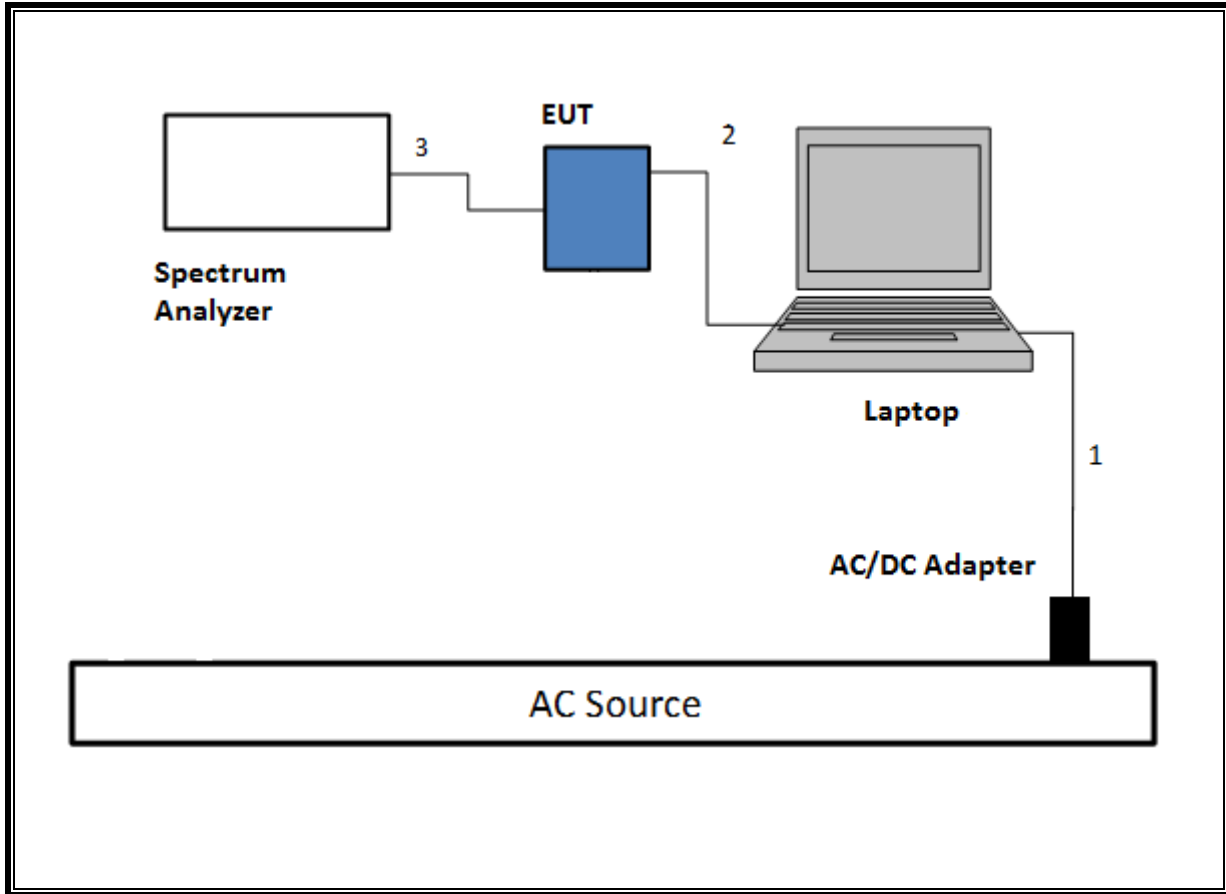
6.6. DESCRIPTION OF TEST SETUP

SUPPORT TEST EQUIPMENT						
Description	Manufacturer	Model	Serial Number	FCC ID/ DoC		
Laptop	Apple	Macbook Pro	C02YL3ZMJHC8	BCGA1989		
Laptop AC/DC adapter	Liteon Technology	A1424	NSW25679	DoC		
EUT AC/DC adapter	Apple	A1720	C3D8417A7R93KVPA8	DoC		
I/O CABLES (RF CONDUCTED TEST)						
Cable No.	Port	# of Identical Ports	Connector Type	Cable Type	Cable Length (m)	Remarks
1	AC	1	AC	Un-shielded	2	N/A
2	USB	1	USB	Shielded	1.0	N/A
3	Antenna	1	SMA	Un-shielded	0.2	To spectrum Analyzer
I/O CABLES (RF RADIATED AND AC LINE CONDUCTED TEST)						
Cable No.	Port	# of Identical Ports	Connector Type	Cable Type	Cable Length (m)	Remarks
1	AC	1	AC	Un-shielded	2	N/A
2	USB	1	USB	shielded	1	N/A

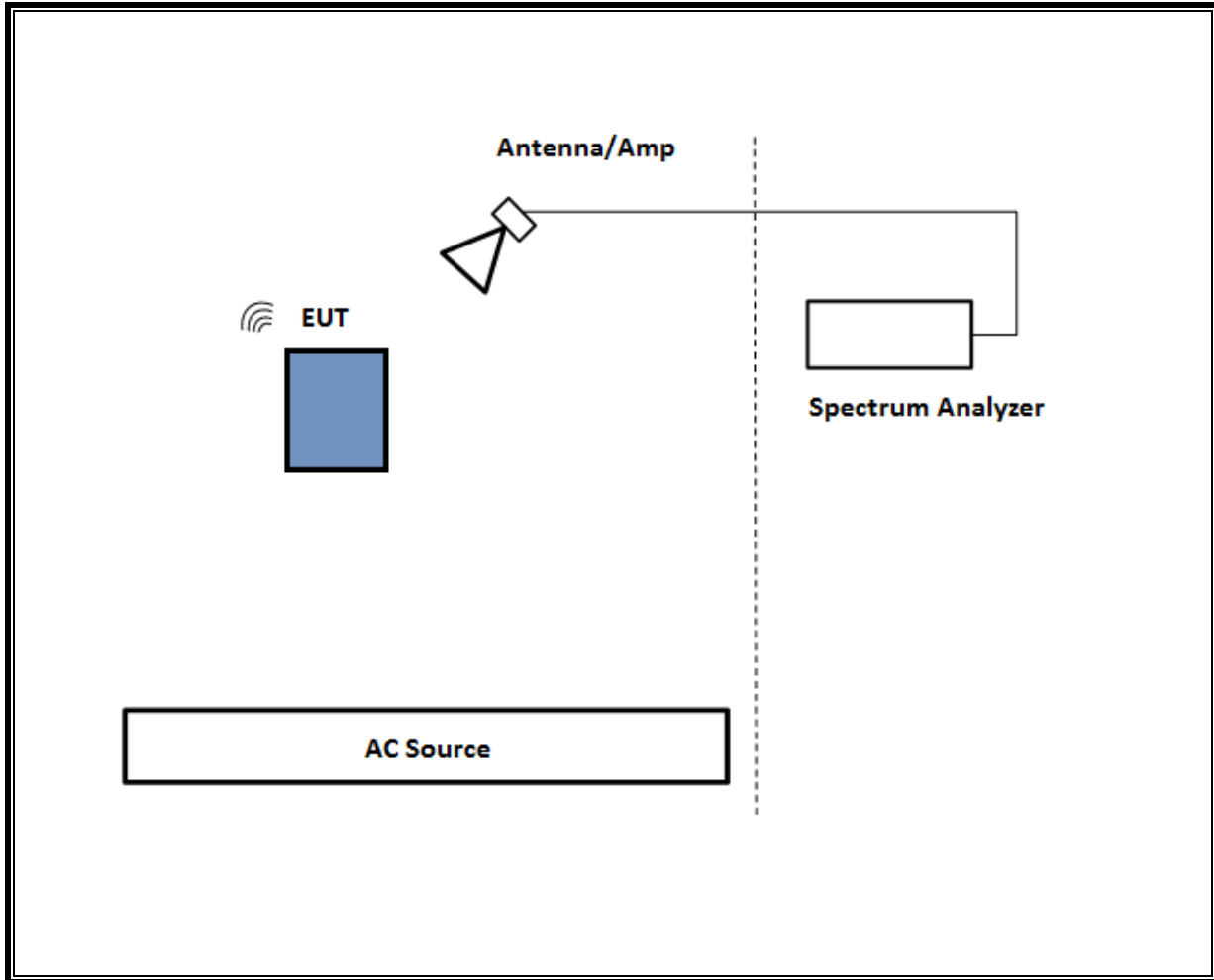
TEST SETUP

The EUT setup is shown as below. Test software exercised the radio card.

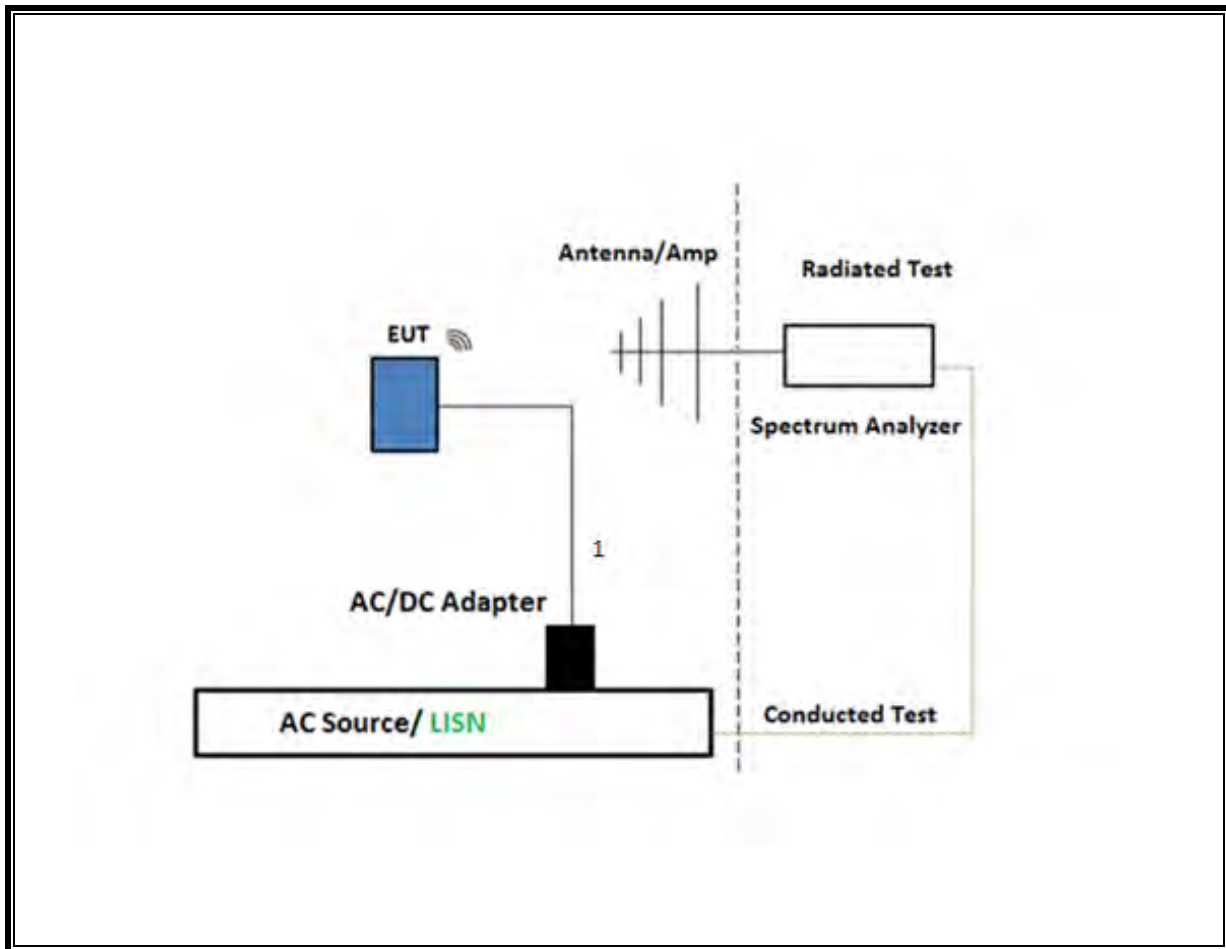
SETUP DIAGRAM FOR CONDUCTED TESTS



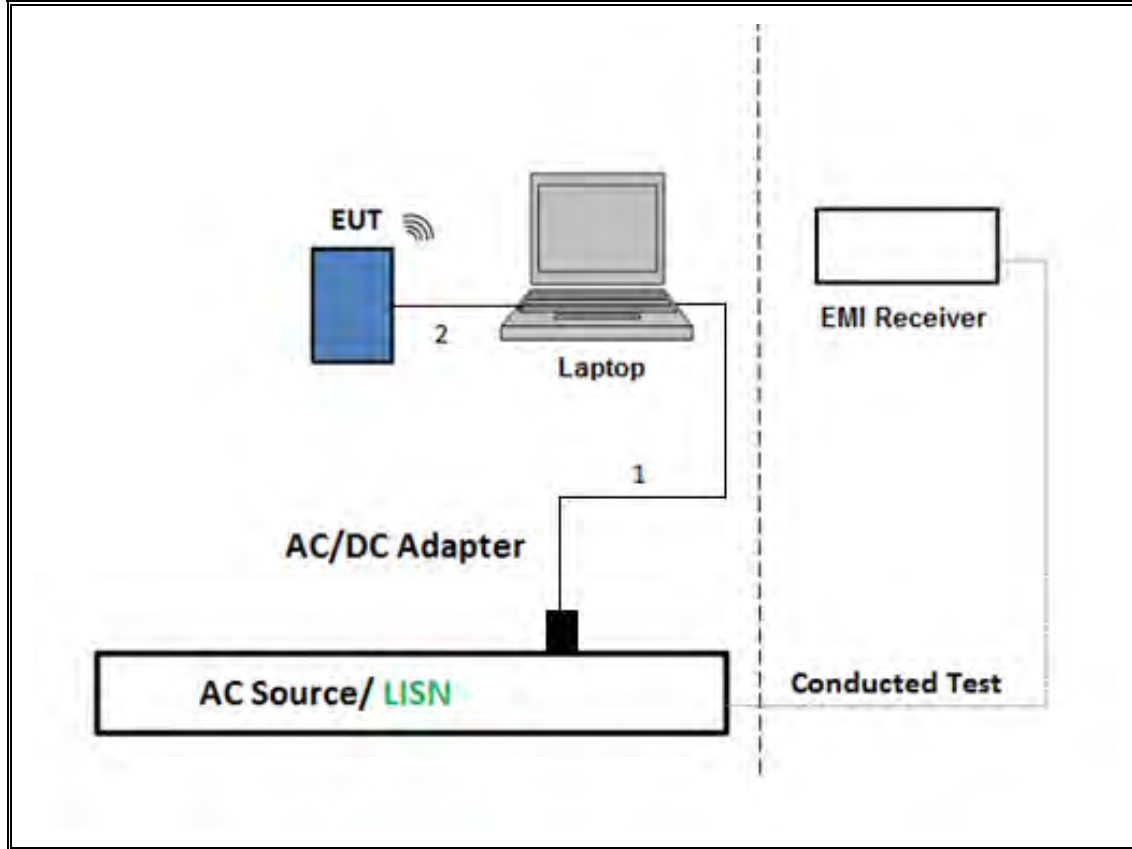
SETUP DIAGRAM FOR RADIATED TESTS ABOVE 1GHz



SETUP DIAGRAM FOR BELOW 1GHz and AC LINE CONDUCTED TEST



TEST SETUP- AC LINE CONDUCTED: LAPTOP CONFIGURATION



7. MEASUREMENT METHOD

On Time and Duty Cycle: KDB 789033 D02 v02r01, Section B.

6 dB Emission BW: KDB 789033 D02 v02r01, Section C.2

26 dB Emission BW: KDB 789033 D02 v02r01, Section C.1

99% Occupied BW: KDB 789033 D02 v02r01, Section D.

Conducted Output Power: KDB 789033 D02 v02r01, Section E.3.b (Method PM-G)

Power Spectral Density: KDB 789033 D02 v02r01, Section F

Unwanted emissions in restricted bands: KDB 789033 D02 v02r01, Sections G.3, G.4, G.5, and G.6.

Unwanted emissions in non-restricted bands: KDB 789033 D02 v02r01, Sections G.3, G.4, and G.5.

AC Power Line Conducted Emissions: ANSI C63.10-2020, Section 6.2.

Radiated Spurious Emissions Below 30MHz: ANSI C63.10-2020 Section 6.4

8. TEST AND MEASUREMENT EQUIPMENT

The following test and measurement equipment were utilized for the tests documented in this report:

TEST EQUIPMENT LIST					
Description	Manufacturer	Model	ID Num	Cal Due	Last Cal
Radiated Emissions					
*EMI TEST RECEIVER	Rohde & Schwarz	ESW44	PRE0179372	02/22/2022	02/22/2021
RF Amplifier, 1-18GHz	MITEQ	AFS42-00101800-25-S-42	171460	11/01/2022	11/01/2021
Antenna, Horn 1-18GHz	ETS-Lindgren	3117	206805	06/22/2022	06/22/2021
*Antenna, Horn 1-18GHz	ETS Lindgren	3117	T712	03/22/2022	03/22/2021
*Amplifier, 1 to 18GHz	AMPLICAL	AMP1G18-35	138301	03/30/2022	03/30/2021
*Antenna, Horn 1-18GHz	ETS Lindgren	3117	PRE0078107	03/01/2022	03/01/2021
Amplifier, 1 to 18GHz	Miteq	AFS42-00101800-25-S-42	126912	10/13/2022	10/13/2021
*EMI TEST RECEIVER	Rohde & Schwarz	ESW44	201501	02/23/2022	02/23/2021
*Antenna, Horn 1-18GHz	ETS-Lindgren	3117	PRE0213833	02/16/2022	02/16/2021
Amplifier, 1 to 18GHz, 35dB	AMPLICAL	AMP1G18-35	T1571	10/27/2022	10/27/2021
*Antenna, Horn 1-18GHz	ETS-Lindgren	3117	206806	02/03/2022	02/03/2021
*EMI TEST RECEIVER	Rohde & Schwarz	ESW44	201498	02/25/2022	02/25/2021
Antenna, Horn 1-18GHz	ETS-Lindgren	3117	200784	01/12/2023	01/12/2022
*RF Amplifier, 1-18GHz	AMPLICAL	AMP0.1G18-47-20	172123	01/23/2022	01/23/2021
*RF Amplifier 1-18GHz, 45dB Min	AMPLICAL	AMP0.1G18-47-20	172122	12/31/2021	12/31/2020
*EMI TEST RECEIVER	Rohde & Schwarz	ESW44	201499	02/26/2022	02/26/2021
*EMI TEST RECEIVER	Rohde & Schwarz	ESW44	201500	02/26/2022	02/26/2021
*Antenna, Broadband Hybrid, 30MHz to 2000MHz	Sunol Sciences	JB3	204045	03/03/2022	03/03/2021
RF Amplifier, 30-1000MHz	Sonoma Instrument	310	T173	07/22/2022	07/22/2021
*PXA Signal Analyzer	Agilent Technologies	N9030A	T906	01/27/2022	01/27/2021
Antenna, Loop 9kHz-30MHz	ETS Lindgren	6502	T757	01/28/2023	01/28/2022
*Antenna Horn 18 to 26.5GHz	ARA	MWH-1826/B	81140	04/22/2022	01/28/2021
*Pre-Amp 18-26GHz	Agilent Technology	8449B	T404	04/19/2022	04/19/2021
*Spectrum Analyzer, PXA, 3Hz to 44GHz	Keysight Technologies Inc	N9030A	T146	01/25/2022	01/25/2021
*Power Meter, P-series single channel	Keysight Technologies Inc	N1911A	T1271	01/20/2022	01/20/2021
*Power Sensor, P - series, 50MHz to 18GHz, Wideband	Keysight Technologies Inc	N1921A	90392	01/28/2022	01/28/2021
*Antenna Horn 26-40GHz	ARA	MWH-2640	T90	05/03/2022	05/03/2021
*Amplifier, 26GHz to 40GHz	Miteq	TTA2640-35-HG	T1864	04/19/2022	04/19/2021
AC Line Conducted					
*EMI Test Receiver	Rohde & Schwarz	ESR	T1436	02/19/2022	02/19/2021
Power Cable, Line Conducted Emissions	UL	PR1	T861	10/27/2022	10/27/2021
*LISN for Conducted Emissions CISPR-16	FISCHER CUSTOM COMMUNICATIONS	FCC-LISN-50/250-25-2-01	PRE01864 46	01/20/2022	01/20/2021
UL AUTOMATION SOFTWARE					
Radiated Software	UL	UL EMC	Ver 9.5, April 14, 2021		
Conducted Software	UL	UL EMC	21.4.21		
AC Line Conducted Software	UL	UL EMC	Ver 9.5, July 07, 2020		

Note: *Testing is completed before equipment expiration date.

9. ANTENNA PORT TEST RESULTS

9.1. ON TIME AND DUTY CYCLE

LIMITS

None; for reporting purposes only.

PROCEDURE

KDB 558074 Zero-Span Spectrum Analyzer Method.

ON TIME AND DUTY CYCLE RESULTS

	B (msec)	(msec)	x (linear)	Cycle (%)	Correction Factor (dB)	Minimum VBW (kHz)
5GHz Band						
802.11n HT20 MCS0	0.982	1.008	0.975	97.47%	0.11	1.018
802.11n HT20 MCS7	0.136	0.157	0.867	86.65%	0.62	7.369
802.11n HT40 MCS0	0.496	0.518	0.958	95.75%	0.19	2.016
802.11n HT40 MCS7	0.088	0.108	0.815	81.51%	0.89	11.360
802.11ac VHT80 MCS0	0.256	0.280	0.914	91.43%	0.39	3.906
802.11ac VHT80 MCS9	0.060	0.080	0.741	74.14%	1.30	16.798
802.11ax HE20 RU26, MCS0	4.000	4.032	0.992	99.21%	0.00	0.010
802.11ax HE20 RU26, MCS11	0.293	0.325	0.899	89.92%	0.46	3.419
802.11ax HE40 RU26, MCS0	3.984	4.040	0.986	98.61%	0.00	0.010
802.11ax HE40 RU26, MCS11	0.292	0.326	0.897	89.68%	0.47	3.423
802.11ax HE80 RU26, MCS0	4.000	4.050	0.988	98.77%	0.00	0.010
802.11ax HE80 RU26, MCS11	0.293	0.325	0.901	90.06%	0.45	3.418

Mode	ON Time B (msec)	Period (msec)	Duty Cycle x (linear)	Duty Cycle (%)	Duty Cycle Correction Factor (dB)	1/B Minimum VBW (kHz)
5GHz Band						
802.11ax HE20 SU, MCS0	1.487	1.511	0.984	98.42%	0.00	0.010
802.11ax HE20 SU, MCS11	0.146	0.168	0.872	87.25%	0.59	6.834
802.11ax HE40 SU, MCS0	0.772	0.794	0.972	97.23%	0.12	1.295
802.11ax HE40 SU, MCS11	0.101	0.122	0.832	83.24%	0.80	9.872
802.11ax HE80 SU, MCS0	0.401	0.423	0.948	94.80%	0.23	2.494
802.11ax HE80 SU, MCS11	0.082	0.103	0.799	79.90%	0.97	12.176
802.11n HT20 SDM MCS0	0.992	1.015	0.977	97.72%	0.10	1.008
802.11n HT40 SDM MCS0	0.499	0.521	0.958	95.77%	0.19	2.005
802.11ac VHT80 SDM MCS0	0.255	0.280	0.910	90.98%	0.41	3.920
802.11ax HE20 RU26 SDM MCS0	4.000	4.030	0.993	99.26%	0.00	0.010
802.11ax HE40 RU26 SDM MCS0	3.960	4.020	0.985	98.51%	0.00	0.010
802.11ax HE80 RU26 SDM MCS0	3.960	4.030	0.983	98.26%	0.00	0.010
802.11ax HE20 SU SDM MCS0	0.779	0.805	0.968	96.77%	0.14	1.284
802.11ax HE40 SU SDM MCS0	0.419	0.444	0.945	94.45%	0.25	2.387
802.11ax HE80 SU SDM MCS0	0.239	0.261	0.914	91.35%	0.39	4.188

DUTY CYCLE PLOTS



802.11n HT20 MODE MCS0



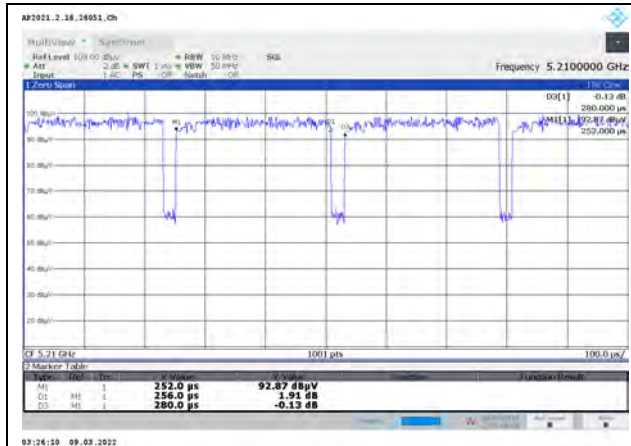
802.11n HT20 MODE MCS7



802.11n HT40 MODE MCS0



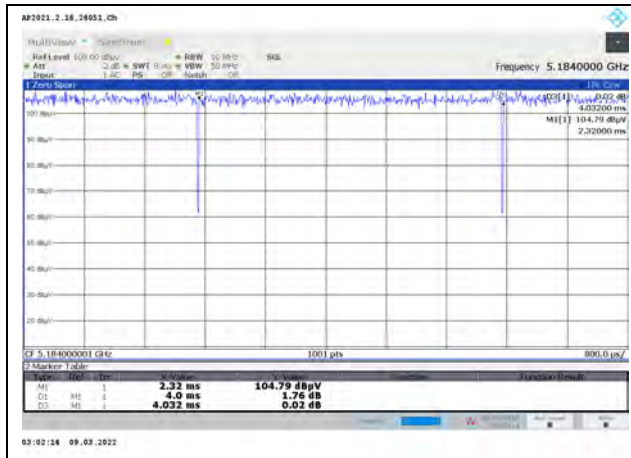
802.11n HT40 MODE MCS7



802.11ac VHT80 MODE MCS0



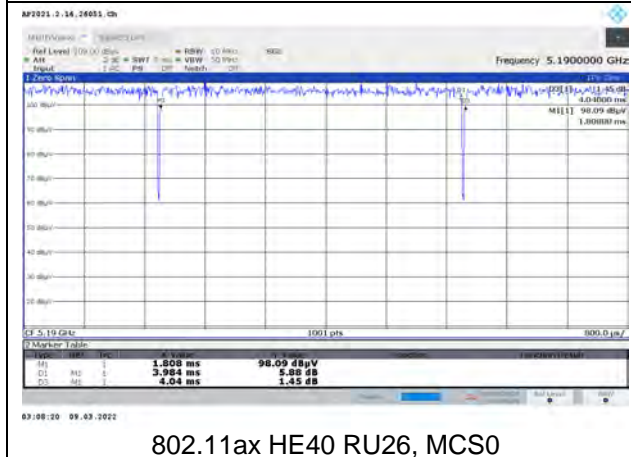
802.11ac VHT80 MODE MCS7



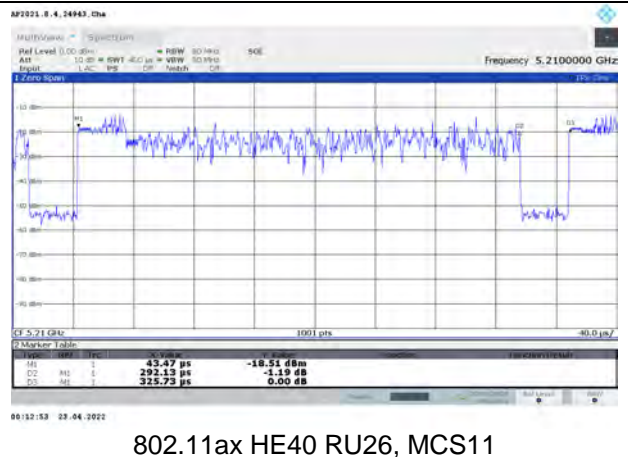
802.11ax HE20 RU26, MCS0



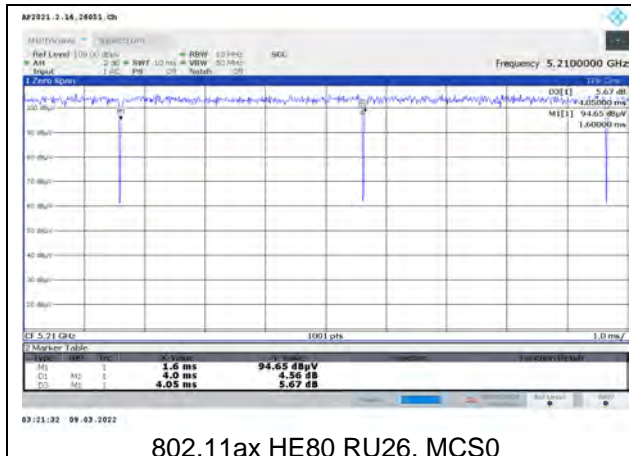
802.11ax HE20 RU26, MCS11



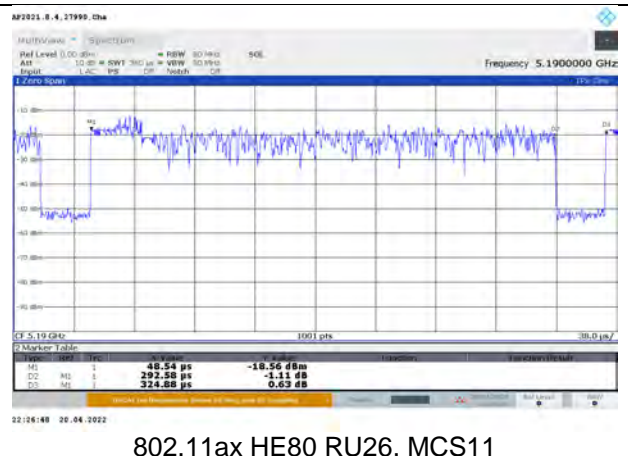
802.11ax HE40 RU26, MCS0



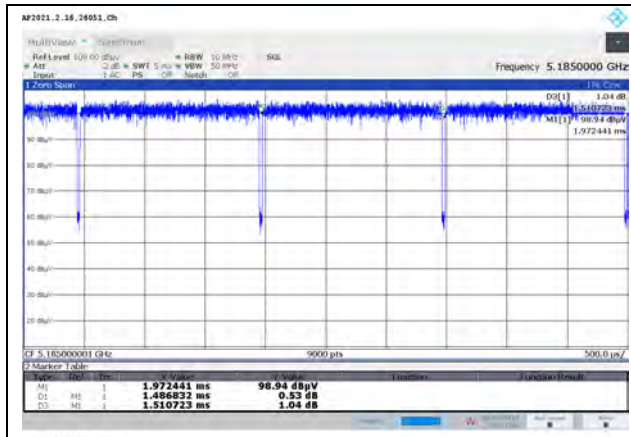
802.11ax HE40 RU26, MCS11



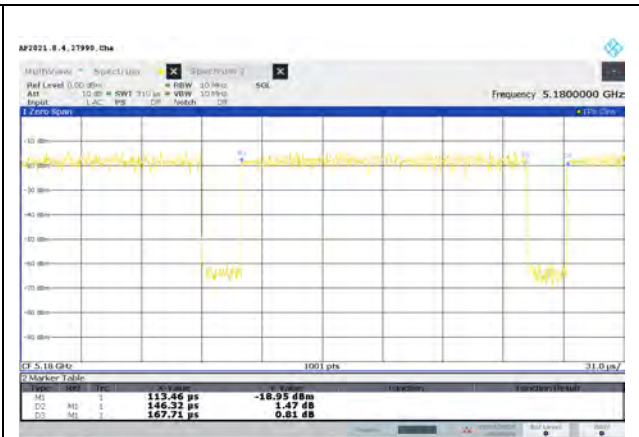
802.11ax HE80 RU26, MCS0



802.11ax HE80 RU26, MCS11



802.11ax HE20 SU, MCS0



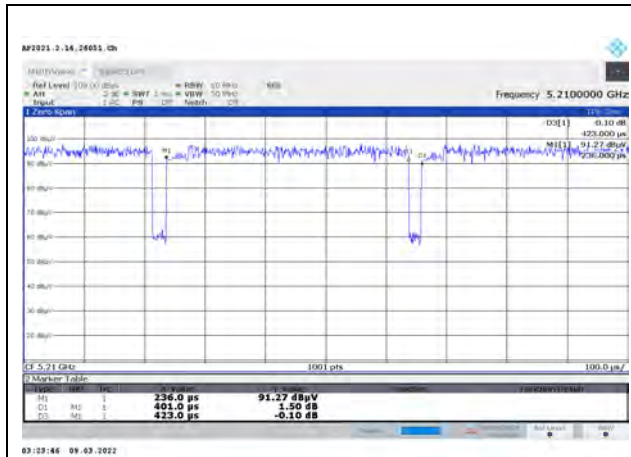
802.11ax HE20 SU, MCS11



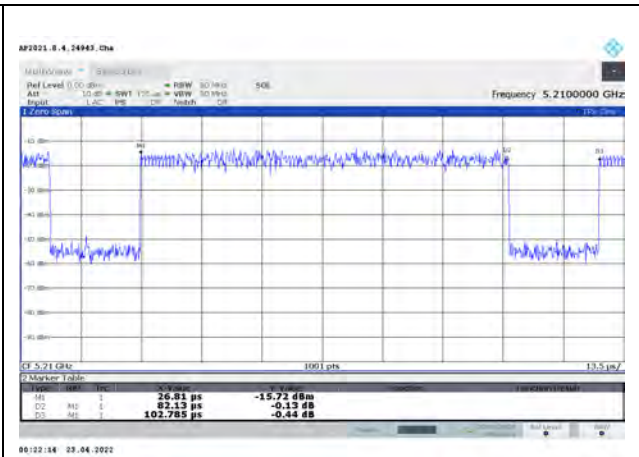
802.11ax HE40 SU, MCS0



802.11ax HE40 SU, MCS11



802.11ax HE80 SU, MCS0



802.11ax HE80 SU, MCS11



802.11n HT20 SDM, MCS0



802.11ax HE20 RU26 SDM, MCS0



802.11n HT40 SDM, MCS0



802.11ax HE40 RU26 SDM, MCS0



802.11ac VHT80 SDM, MCS0



802.11ax HE80 RU26 SDM, MCS0



802.11ax HE20 SU SDM, MCS0



802.11ax HE40 SU SDM, MCS0



802.11ax HE80 SU SDM, MCS0

Note: Duty Cycle for 2TX is the same Duty Cycle for 1TX.

9.2. 26 dB and 99% BANDWIDTH

LIMITS

None; for reporting purposes only.

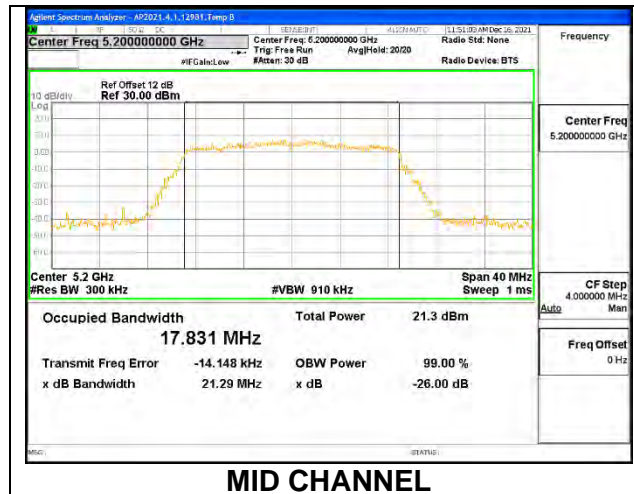
RESULTS

ID:	12981	Date:	12/262021 - 3/30/2022
------------	-------	--------------	-----------------------

9.2.1. 802.11n HT20 MODE IN THE 5.2 GHz BAND

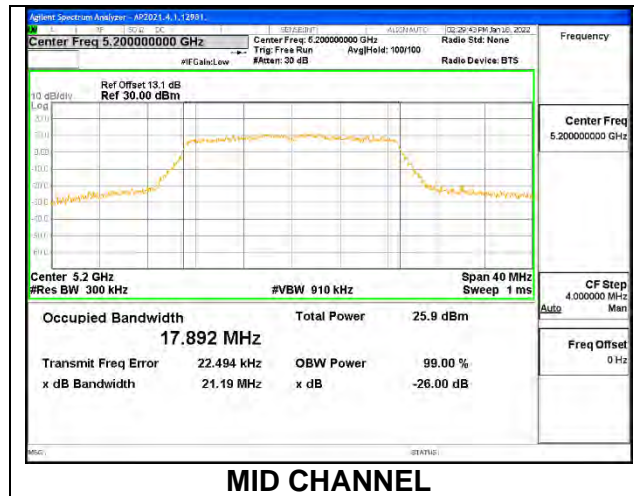
1TX Antenna 6 MODE

Channel	Frequency (MHz)	26dB Bandwidth (MHz)	99% Bandwidth (MHz)
Low	5180	21.65	17.837
Mid	5200	21.29	17.831
High	5240	20.68	17.866



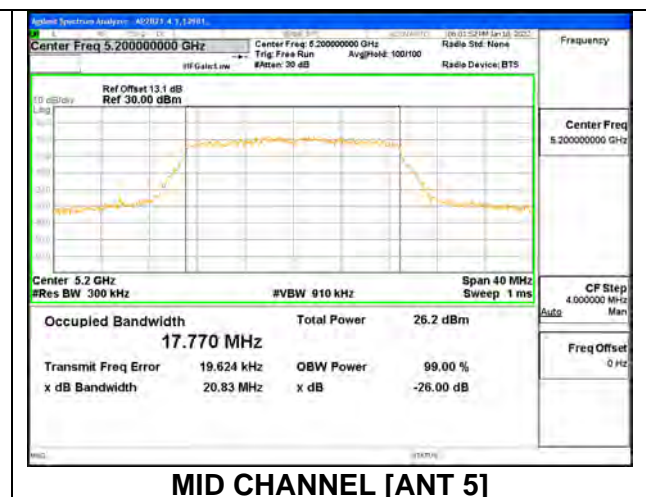
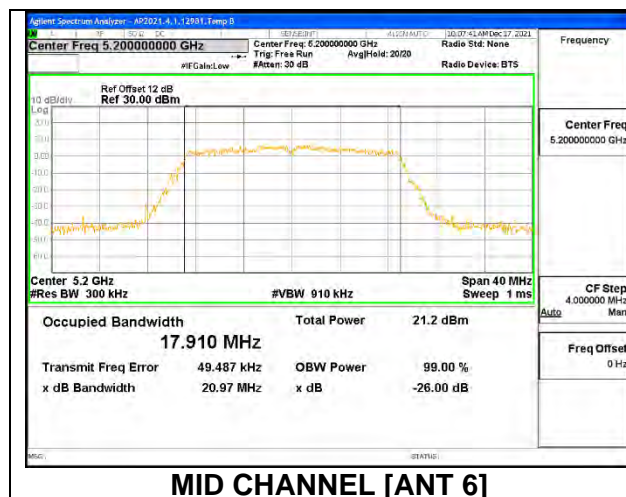
1TX Antenna 5 MODE

Channel	Frequency (MHz)	26dB Bandwidth (MHz)	99% Bandwidth (MHz)
Low	5180	22.14	17.975
Mid	5200	21.19	17.892
High	5240	21.05	17.893



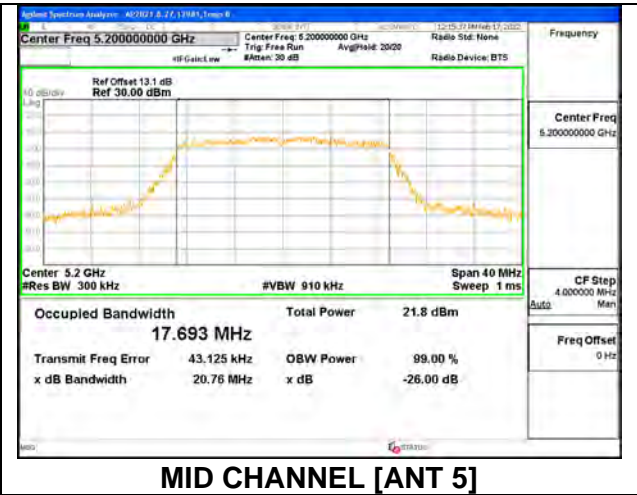
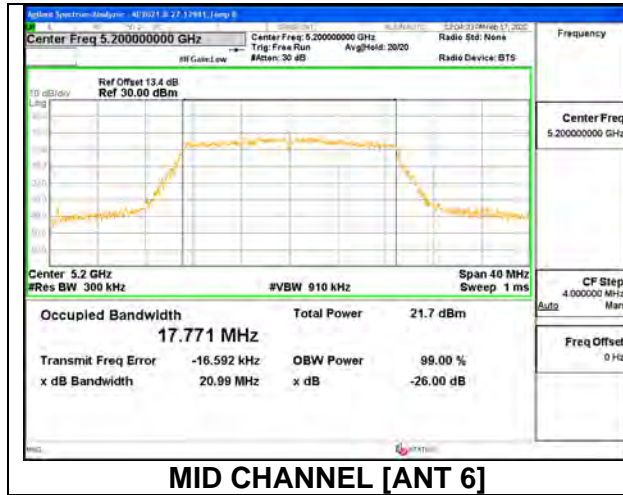
2TX Antenna 6 + Antenna 5 CDD MODE

Channel	Frequency (MHz)	26dB Bandwidth Antenna 6 (MHz)	26dB Bandwidth Antenna 5 (MHz)	99% Bandwidth Antenna 6 (MHz)	99% Bandwidth Antenna 5 (MHz)
Low	5180	21.89	21.49	17.861	17.882
Mid	5200	20.97	20.83	17.910	17.770
High	5240	20.77	20.61	17.782	17.800



2TX Antenna 6 + Antenna 5 SDM MODE

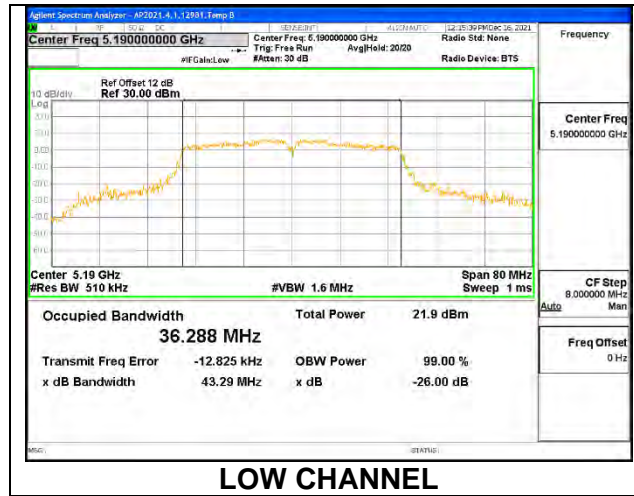
Channel	Frequency (MHz)	26dB Bandwidth Antenna 6 (MHz)	26dB Bandwidth Antenna 5 (MHz)	99% Bandwidth Antenna 6 (MHz)	99% Bandwidth Antenna 5 (MHz)
Low	5180	21.57	21.34	17.778	17.687
Mid	5200	20.99	20.76	17.771	17.693
High	5240	20.72	20.87	17.759	17.720



9.2.2. 802.11n HT40 MODE IN THE 5.2 GHz BAND

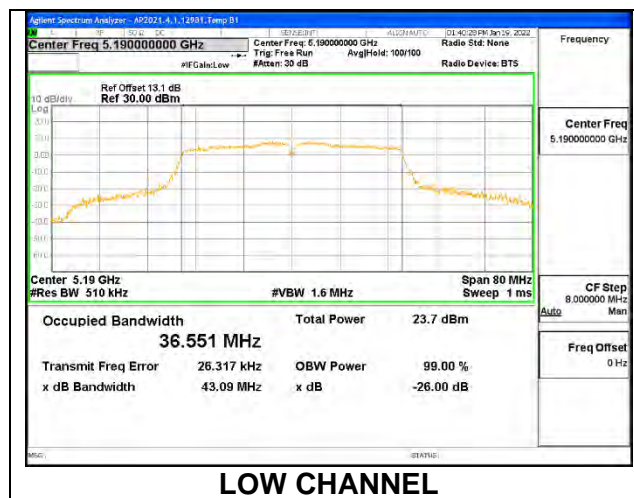
1TX Antenna 6 MODE

Channel	Frequency (MHz)	26dB Bandwidth (MHz)	99% Bandwidth (MHz)
Low	5190	43.29	36.288
High	5230	41.24	36.321



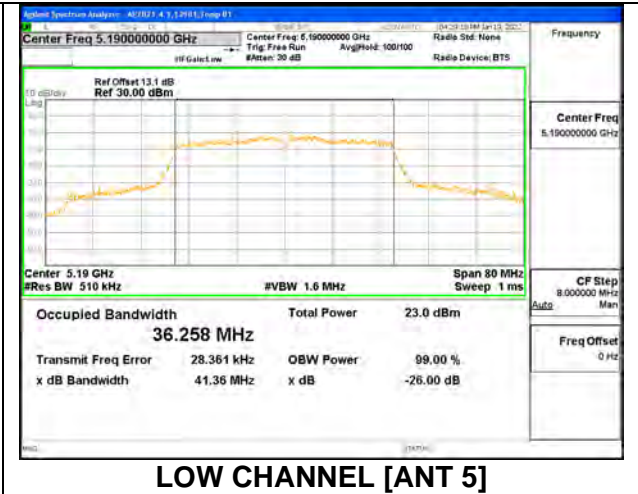
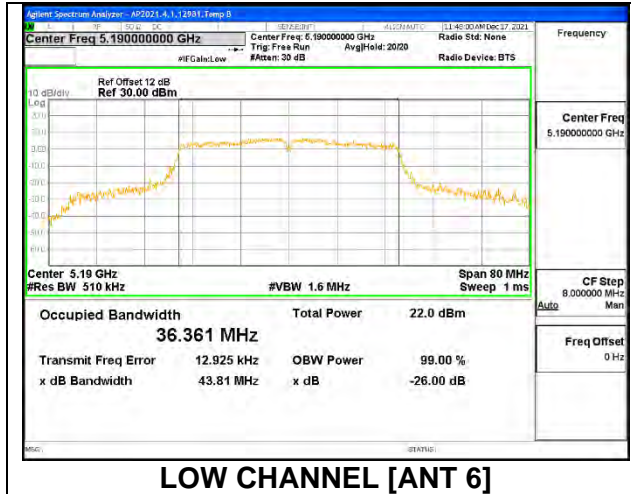
1TX Antenna 5 MODE

Channel	Frequency (MHz)	26dB Bandwidth (MHz)	99% Bandwidth (MHz)
Low	5190	43.09	36.551
High	5230	41.17	36.426



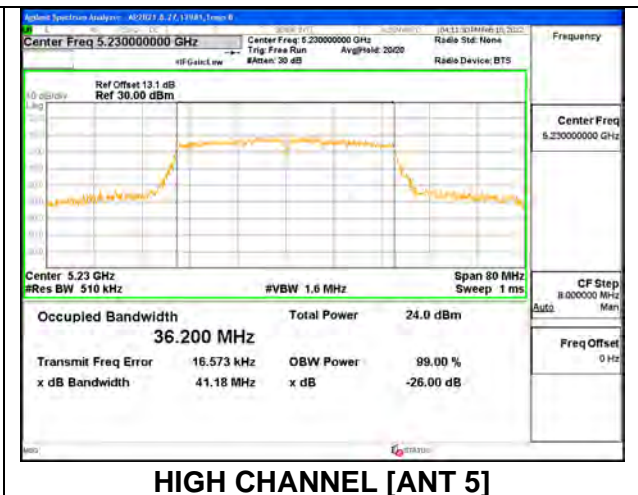
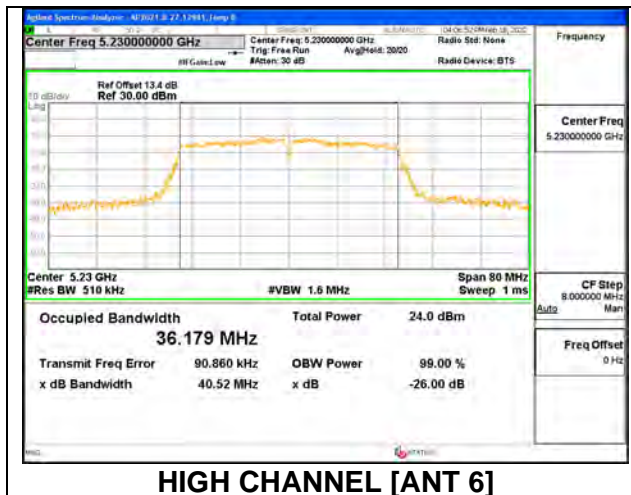
2TX Antenna 6 + Antenna 5 CDD MODE

Channel	Frequency (MHz)	26dB Bandwidth Antenna 6 (MHz)	26dB Bandwidth Antenna 5 (MHz)	99% Bandwidth Antenna 6 (MHz)	99% Bandwidth Antenna 5 (MHz)
Low	5190	43.81	41.36	36.361	36.258
High	5230	40.97	40.75	36.195	36.245



2TX Antenna 6 + Antenna 5 SDM MODE

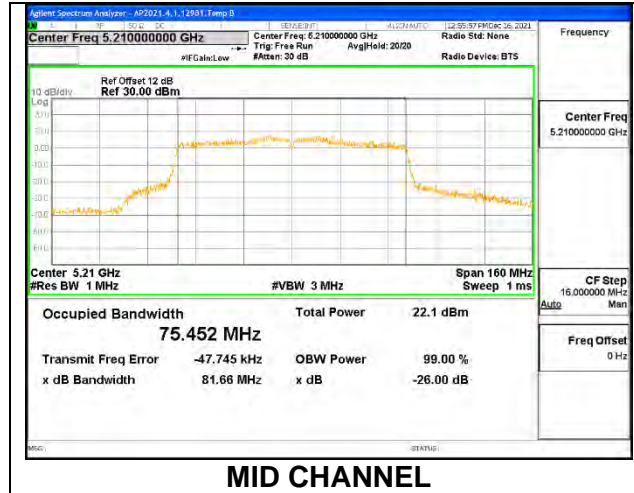
Channel	Frequency (MHz)	26dB Bandwidth Antenna 6 (MHz)	26dB Bandwidth Antenna 5 (MHz)	99% Bandwidth Antenna 6 (MHz)	99% Bandwidth Antenna 5 (MHz)
High	5230	40.52	41.18	36.179	36.200



9.2.3. 802.11ac VHT80 MODE IN THE 5.2 GHz BAND

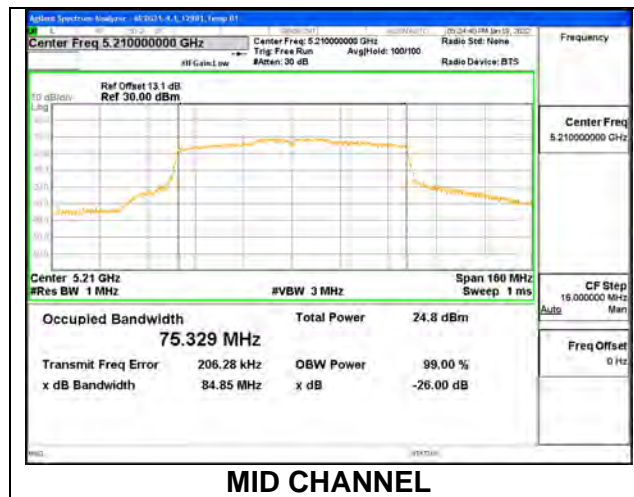
1TX Antenna 6 MODE

Channel	Frequency (MHz)	26dB Bandwidth (MHz)	99% Bandwidth (MHz)
Mid	5210	81.66	75.452



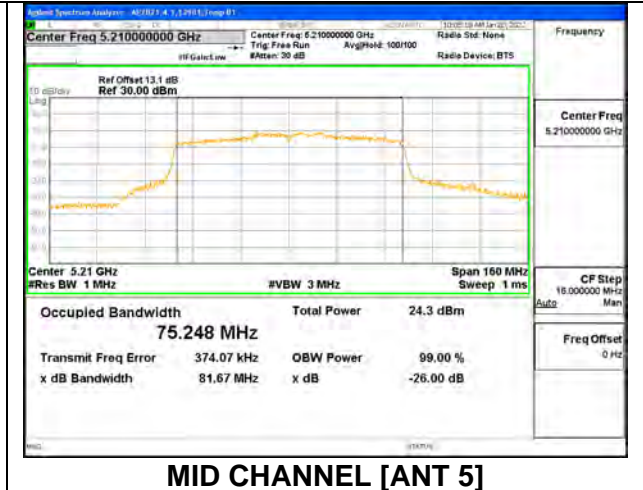
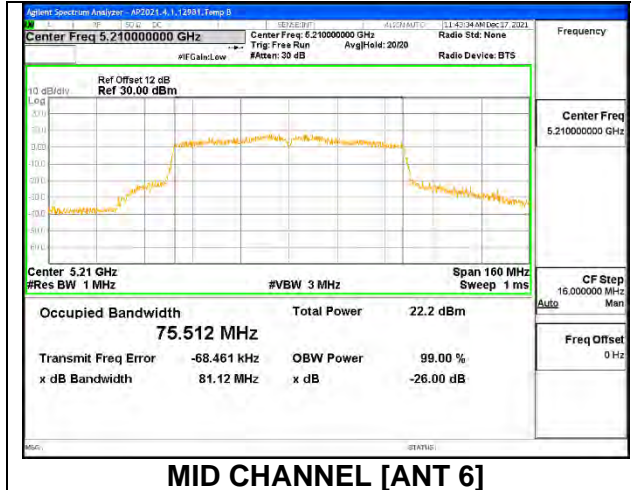
1TX Antenna 5 MODE

Channel	Frequency (MHz)	26dB Bandwidth (MHz)	99% Bandwidth (MHz)
Mid	5210	84.85	75.329



2TX Antenna 6 + Antenna 5 CDD MODE

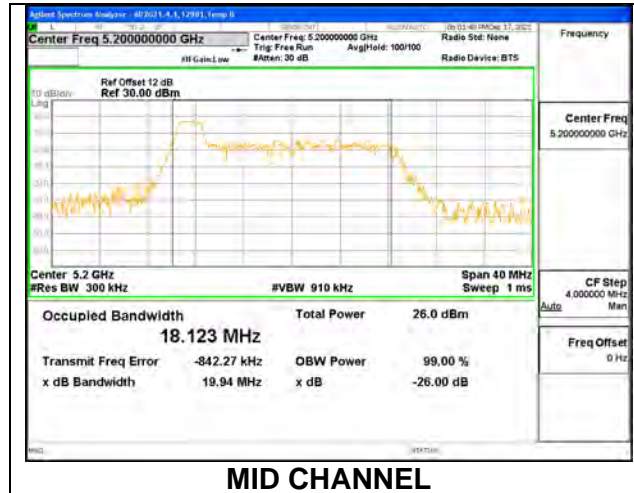
Channel	Frequency (MHz)	26dB Bandwidth Antenna 6 (MHz)	26dB Bandwidth Antenna 5 (MHz)	99% Bandwidth Antenna 6 (MHz)	99% Bandwidth Antenna 5 (MHz)
Mid	5210	81.12	81.67	75.512	75.248



9.2.4. 802.11ax HE20 MODE IN THE 5.2 GHz BAND

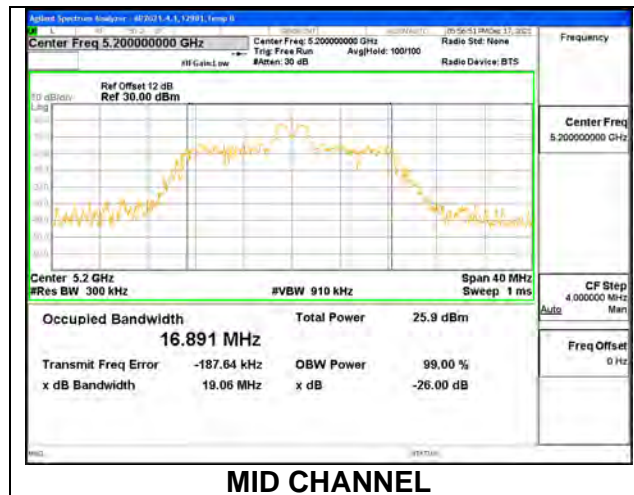
1TX Antenna 6 MODE: 26 Tones, RU Index 0

Channel	Frequency (MHz)	26dB Bandwidth (MHz)	99% Bandwidth (MHz)
Low	5180	20.10	18.373
Mid	5200	19.94	18.123
High	5240	20.02	18.355



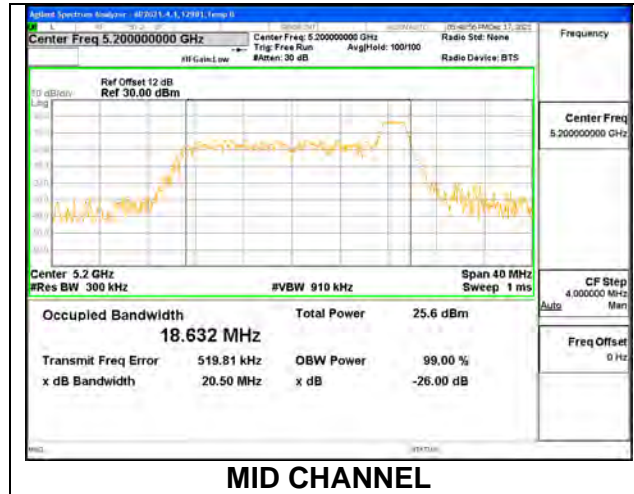
1TX Antenna 6 MODE: 26 Tones, RU Index 4

Channel	Frequency (MHz)	26dB Bandwidth (MHz)	99% Bandwidth (MHz)
Low	5180	19.04	16.995
Mid	5200	19.06	16.891
High	5240	18.47	17.075



1TX Antenna 6 MODE: 26 Tones, RU Index 8

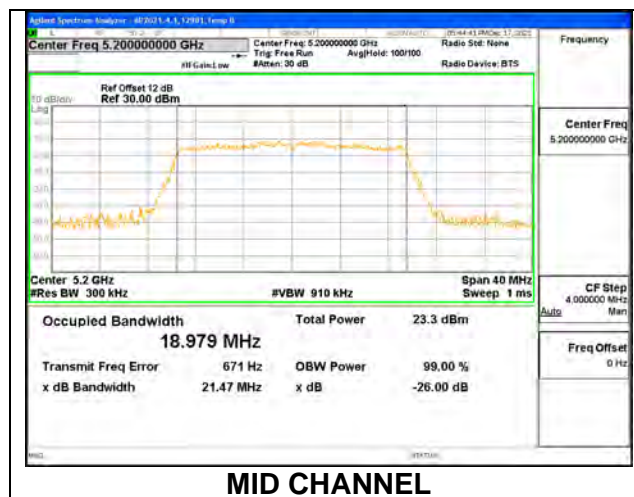
Channel	Frequency (MHz)	26dB Bandwidth (MHz)	99% Bandwidth (MHz)
Low	5180	20.64	18.418
Mid	5200	20.50	18.632
High	5240	20.53	18.696



MID CHANNEL

1TX Antenna 6 MODE: SU Mode

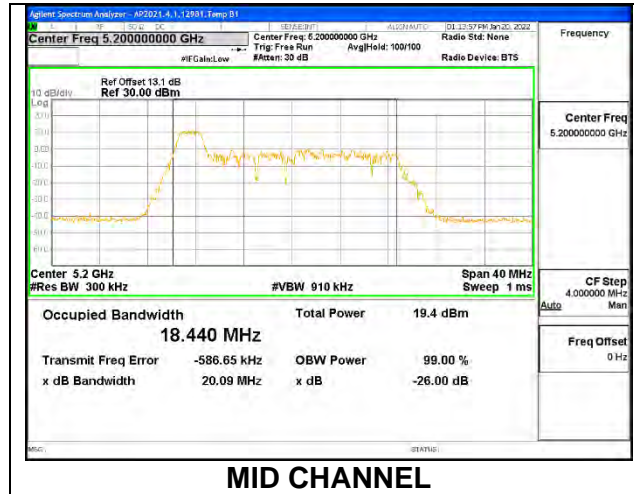
Channel	Frequency (MHz)	26dB Bandwidth (MHz)	99% Bandwidth (MHz)
Low	5180	21.02	18.995
Mid	5200	21.47	18.979
High	5240	20.93	18.985



MID CHANNEL

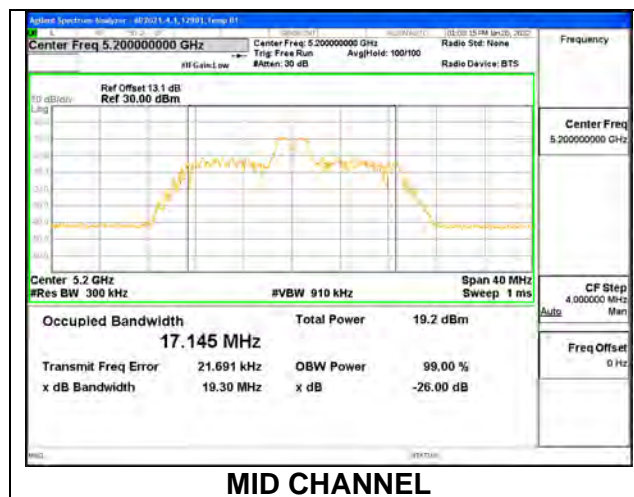
1TX Antenna 5 MODE: 26 Tones, RU Index 0

Channel	Frequency (MHz)	26dB Bandwidth (MHz)	99% Bandwidth (MHz)
Low	5180	18.75	17.685
Mid	5200	20.09	18.440
High	5240	19.95	18.422



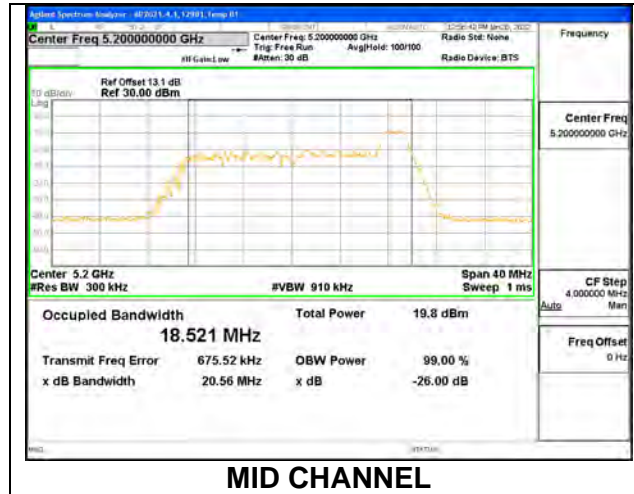
1TX Antenna 5 MODE: 26 Tones, RU Index 4

Channel	Frequency (MHz)	26dB Bandwidth (MHz)	99% Bandwidth (MHz)
Low	5180	19.33	17.206
Mid	5200	19.30	17.145
High	5240	18.87	17.092



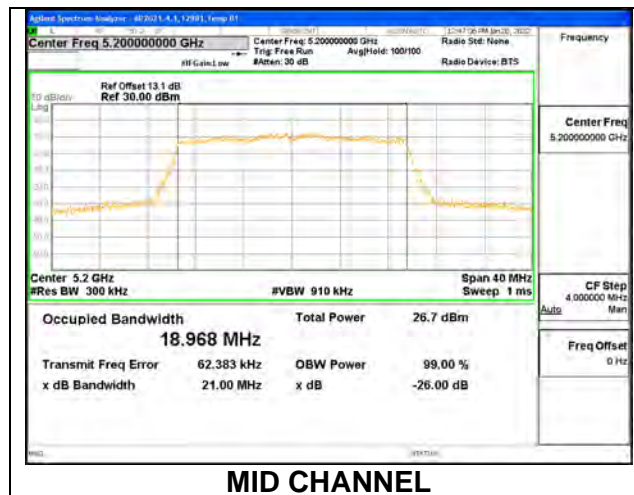
1TX Antenna 5 MODE: 26 Tones, RU Index 8

Channel	Frequency (MHz)	26dB Bandwidth (MHz)	99% Bandwidth (MHz)
Low	5180	20.34	18.462
Mid	5200	20.56	18.521
High	5240	20.29	18.544



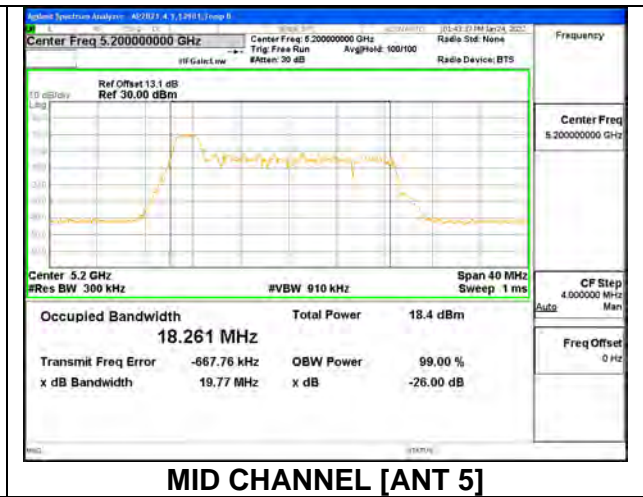
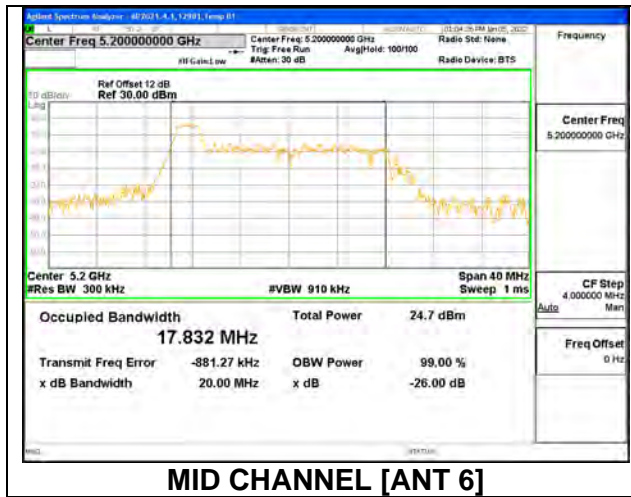
1TX Antenna 5 MODE: SU Mode

Channel	Frequency (MHz)	26dB Bandwidth (MHz)	99% Bandwidth (MHz)
Low	5180	21.46	18.980
Mid	5200	21.00	18.968
High	5240	21.24	18.952



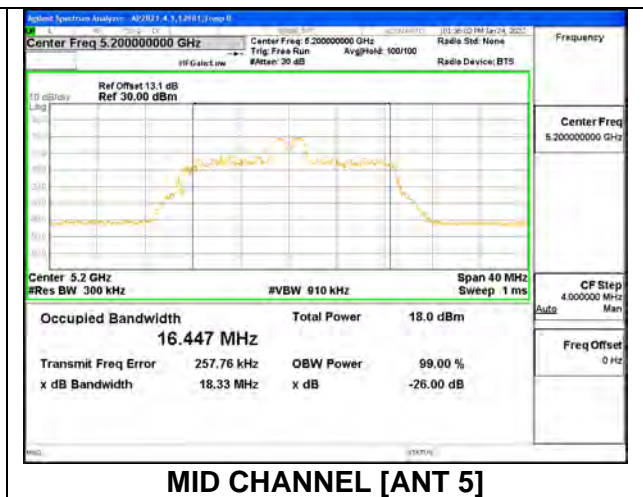
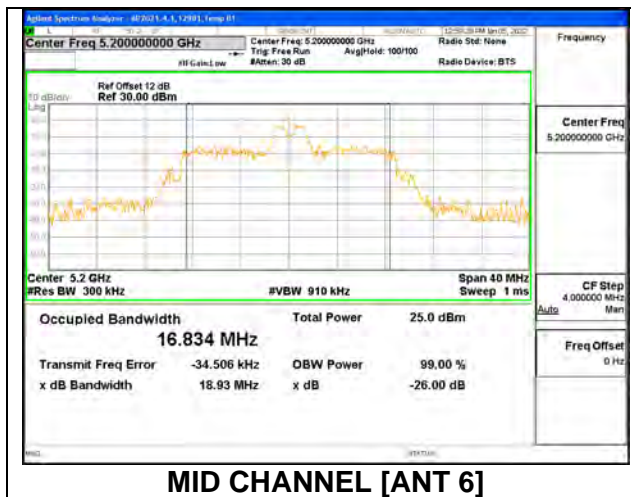
2TX Antenna 6 + Antenna 5 OFDMA MODE: 26 Tones, RU Index 0

Channel	Frequency (MHz)	26dB Bandwidth Antenna 6 (MHz)	26dB Bandwidth Antenna 5 (MHz)	99% Bandwidth Antenna 6 (MHz)	99% Bandwidth Antenna 5 (MHz)
Low	5180	19.74	19.69	18.273	18.337
Mid	5200	20.00	19.77	17.832	18.261
High	5240	19.99	19.59	18.374	18.323



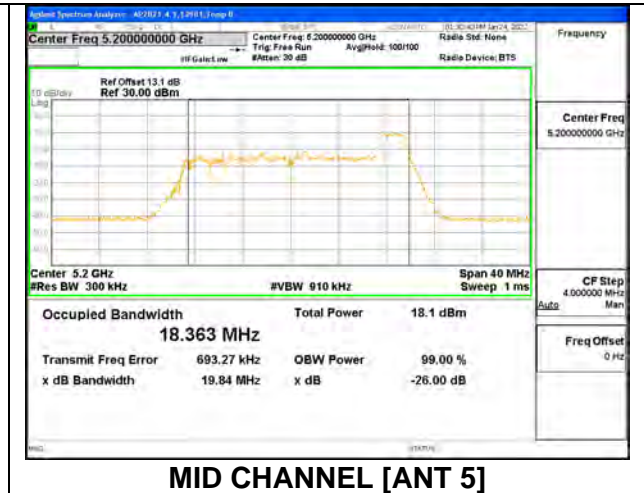
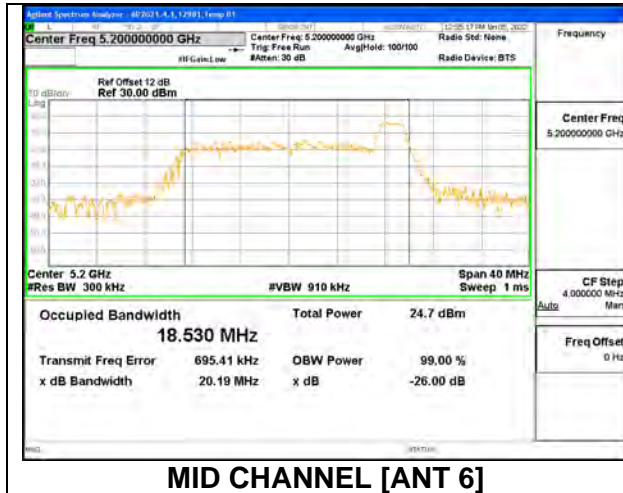
2TX Antenna 6 + Antenna 5 OFDMA MODE: 26 Tones, RU Index 4

Channel	Frequency (MHz)	26dB Bandwidth Antenna 6 (MHz)	26dB Bandwidth Antenna 5 (MHz)	99% Bandwidth Antenna 6 (MHz)	99% Bandwidth Antenna 5 (MHz)
Low	5180	19.14	18.12	16.946	16.830
Mid	5200	18.93	18.33	16.834	16.447
High	5240	19.00	17.70	17.166	16.442



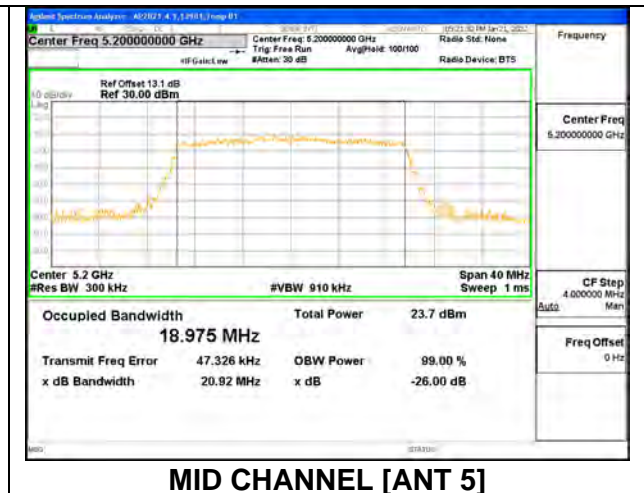
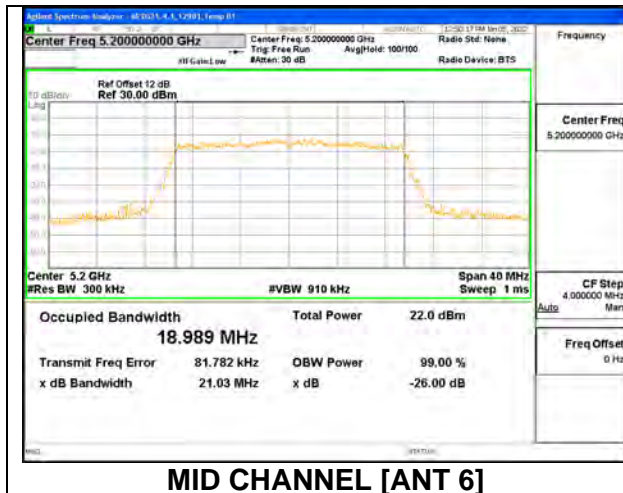
2TX Antenna 6 + Antenna 5 OFDMA MODE: 26 Tones, RU Index 8

Channel	Frequency (MHz)	26dB Bandwidth Antenna 6 (MHz)	26dB Bandwidth Antenna 5 (MHz)	99% Bandwidth Antenna 6 (MHz)	99% Bandwidth Antenna 5 (MHz)
Low	5180	20.63	19.79	18.534	17.972
Mid	5200	20.19	19.84	18.530	18.363
High	5240	20.51	19.75	18.714	18.407



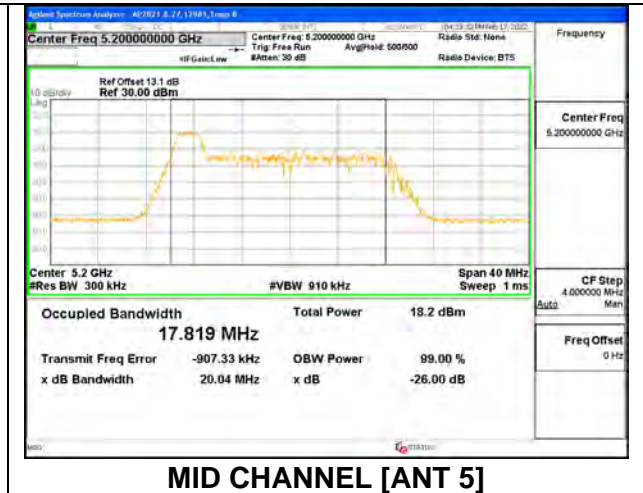
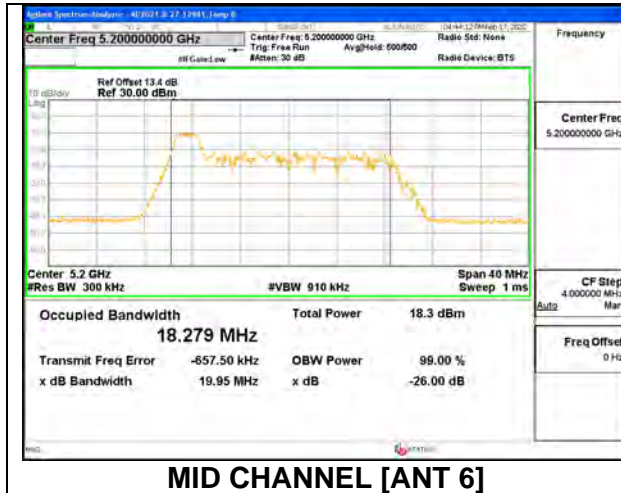
2TX Antenna 6 + Antenna 5 OFDMA MODE: SU Mode

Channel	Frequency (MHz)	26dB Bandwidth Antenna 6 (MHz)	26dB Bandwidth Antenna 5 (MHz)	99% Bandwidth Antenna 6 (MHz)	99% Bandwidth Antenna 5 (MHz)
Low	5180	21.27	21.96	18.996	18.990
Mid	5200	21.03	20.92	18.989	18.975
High	5240	21.16	21.06	18.980	18.951



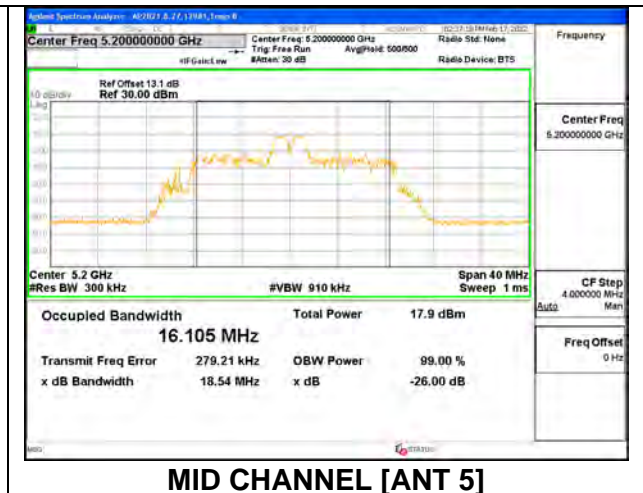
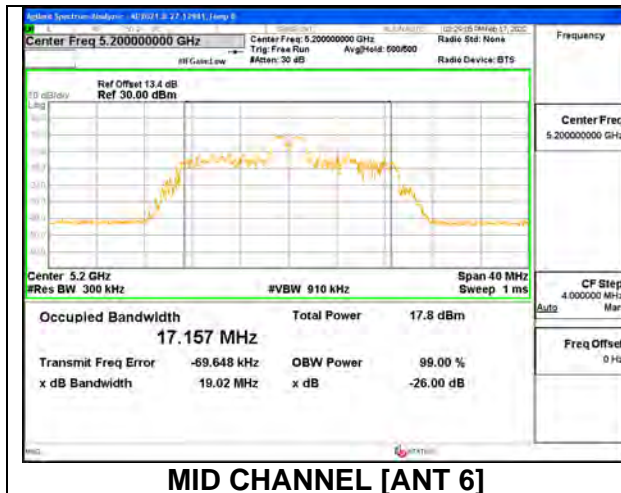
2TX Antenna 6 + Antenna 5 SDM MODE: 26 Tones, RU Index 0

Channel	Frequency (MHz)	26dB Bandwidth Antenna 6 (MHz)	26dB Bandwidth Antenna 5 (MHz)	99% Bandwidth Antenna 6 (MHz)	99% Bandwidth Antenna 5 (MHz)
Low	5180	19.58	20.01	18.242	17.796
Mid	5200	19.95	20.04	18.279	17.819
High	5240	19.55	19.90	18.268	18.333



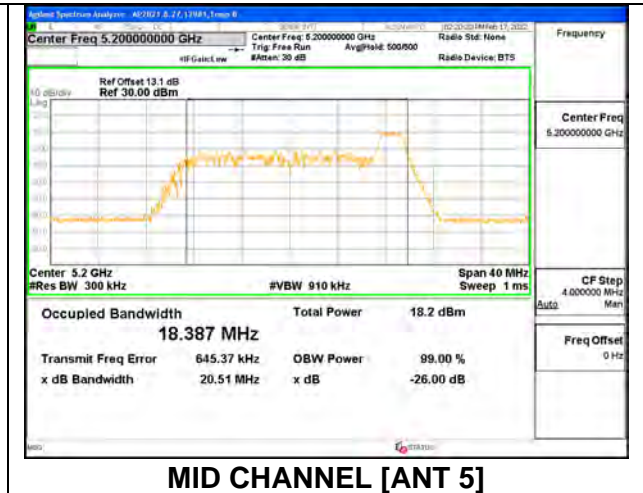
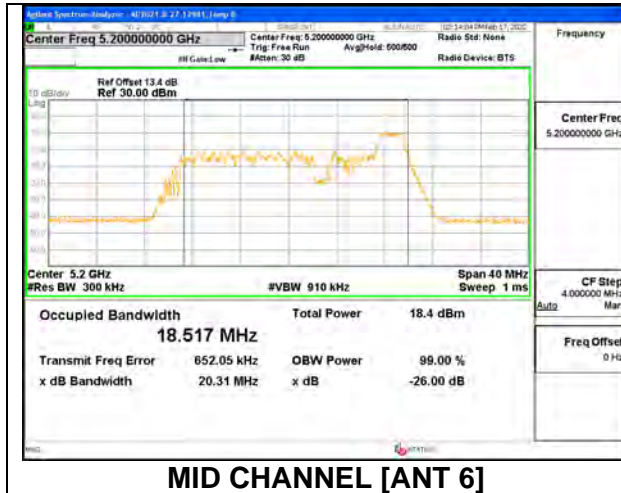
2TX Antenna 6 + Antenna 5 SDM MODE: 26 Tones, RU Index 4

Channel	Frequency (MHz)	26dB Bandwidth Antenna 6 (MHz)	26dB Bandwidth Antenna 5 (MHz)	99% Bandwidth Antenna 6 (MHz)	99% Bandwidth Antenna 5 (MHz)
Low	5180	19.10	18.29	17.119	16.090
Mid	5200	19.02	18.54	17.157	16.105
High	5240	19.30	18.92	16.980	16.947



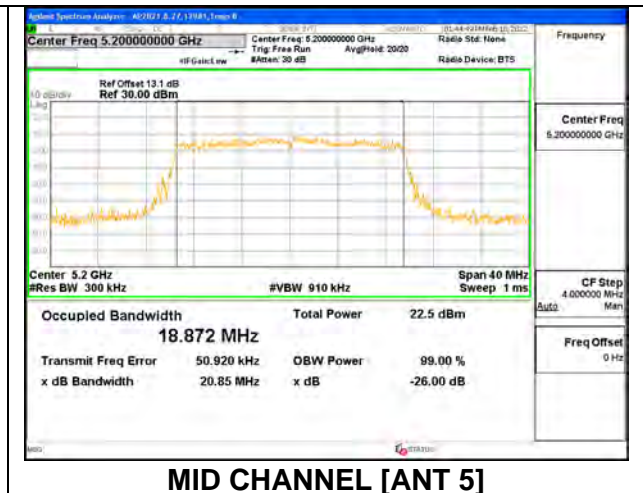
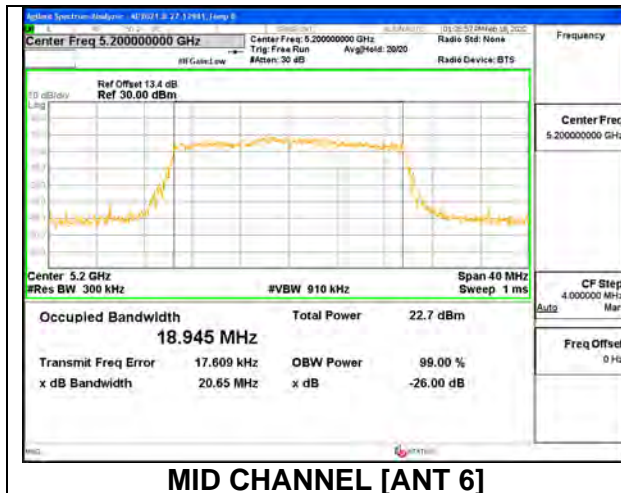
2TX Antenna 6 + Antenna 5 SDM MODE: 26 Tones, RU Index 8

Channel	Frequency (MHz)	26dB Bandwidth Antenna 6 (MHz)	26dB Bandwidth Antenna 5 (MHz)	99% Bandwidth Antenna 6 (MHz)	99% Bandwidth Antenna 5 (MHz)
Low	5180	20.39	20.38	18.464	18.489
Mid	5200	20.31	20.51	18.517	18.387
High	5240	19.78	20.64	18.434	18.431



2TX Antenna 6 + Antenna 5 SDM MODE: SU Mode

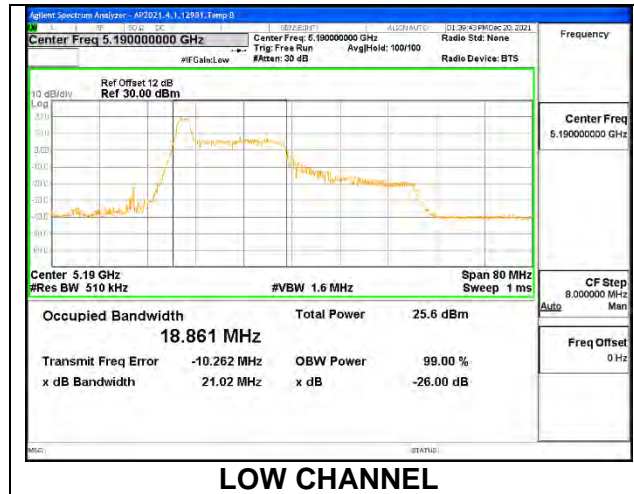
Channel	Frequency (MHz)	26dB Bandwidth Antenna 6 (MHz)	26dB Bandwidth Antenna 5 (MHz)	99% Bandwidth Antenna 6 (MHz)	99% Bandwidth Antenna 5 (MHz)
Low	5180	20.97	21.43	18.912	18.967
Mid	5200	20.65	20.85	18.945	18.872
High	5240	20.34	20.44	18.931	18.913



9.2.5. 802.11ax HE40 MODE IN THE 5.2 GHZ BAND

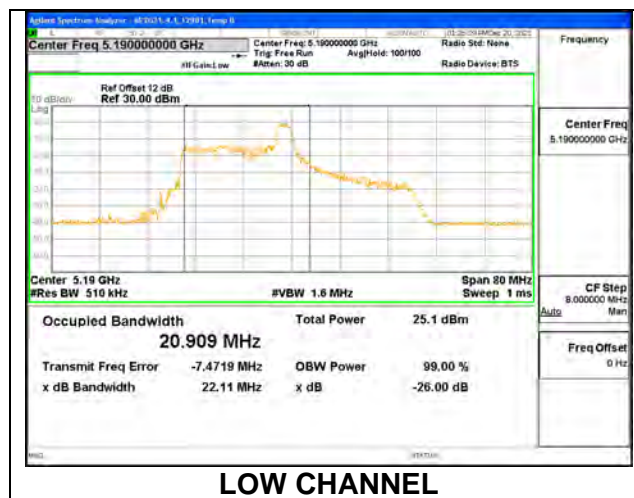
1TX Antenna 6 MODE: 26 Tones, RU Index 0

Channel	Frequency (MHz)	26dB Bandwidth (MHz)	99% Bandwidth (MHz)
Low	5190	21.02	18.861
High	5230	19.03	17.988



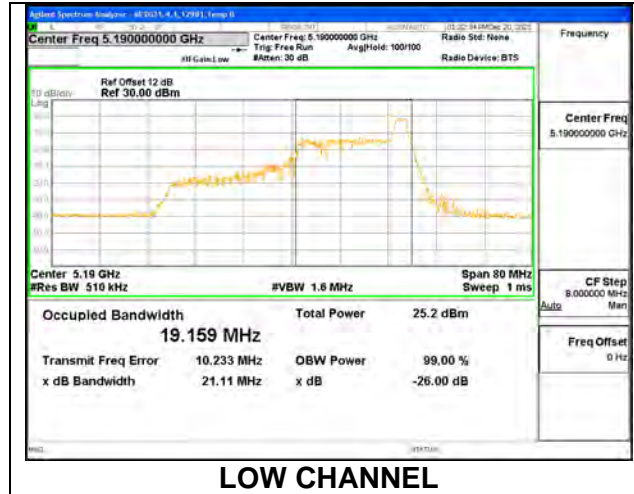
1TX Antenna 6 MODE: 26 Tones, RU Index 8

Channel	Frequency (MHz)	26dB Bandwidth (MHz)	99% Bandwidth (MHz)
Low	5190	22.11	20.909
High	5230	24.39	21.589



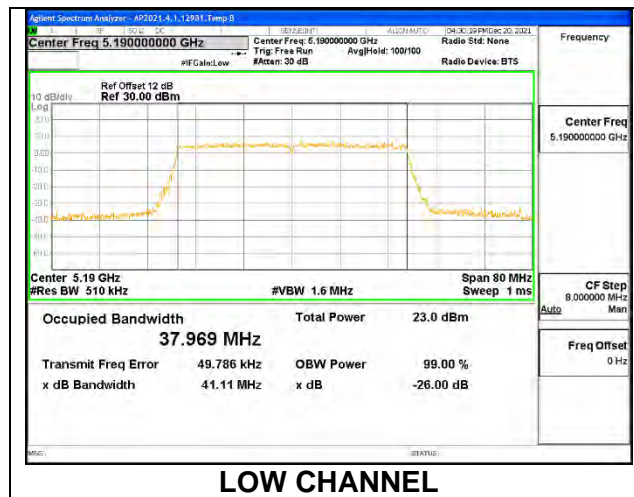
1TX Antenna 6 MODE: 26 Tones, RU Index 17

Channel	Frequency (MHz)	26dB Bandwidth (MHz)	99% Bandwidth (MHz)
Low	5190	21.11	19.159
High	5230	21.19	18.909



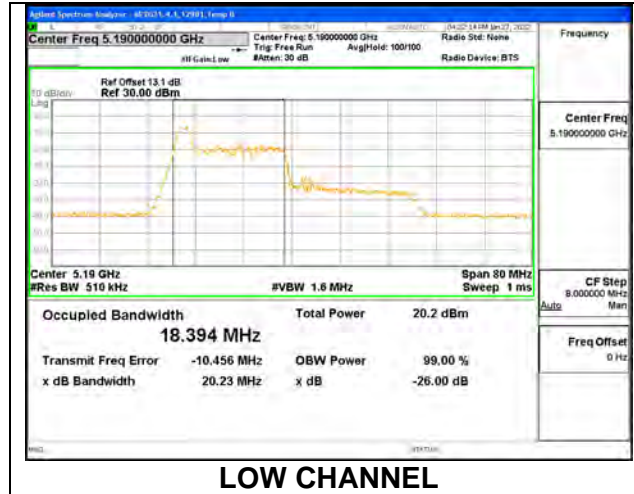
1TX Antenna 6 MODE: SU Mode

Channel	Frequency (MHz)	26dB Bandwidth (MHz)	99% Bandwidth (MHz)
Low	5190	41.11	37.969
High	5230	41.81	37.847



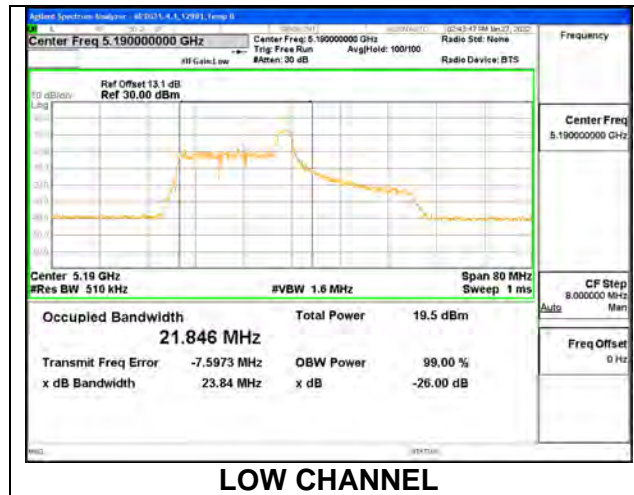
1TX Antenna 5 MODE: 26 Tones, RU Index 0

Channel	Frequency (MHz)	26dB Bandwidth (MHz)	99% Bandwidth (MHz)
Low	5190	20.23	18.394
High	5230	20.17	18.400



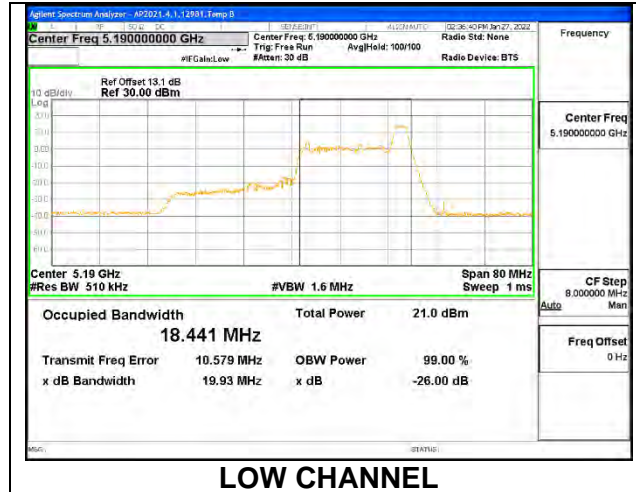
1TX Antenna 5 MODE: 26 Tones, RU Index 8

Channel	Frequency (MHz)	26dB Bandwidth (MHz)	99% Bandwidth (MHz)
Low	5190	23.84	21.846
High	5230	21.94	21.556



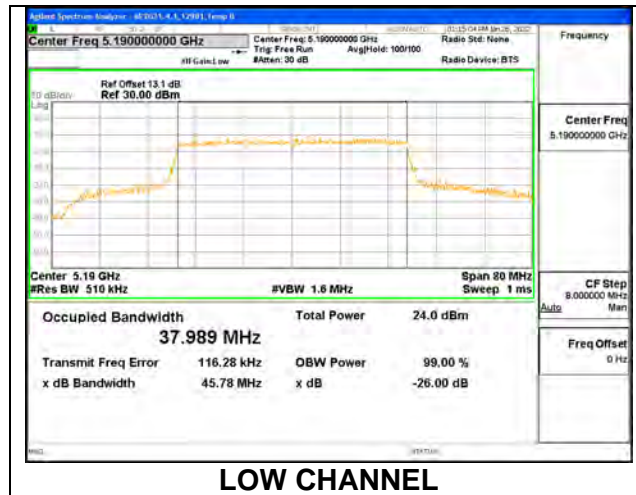
1TX Antenna 5 MODE: 26 Tones, RU Index 17

Channel	Frequency (MHz)	26dB Bandwidth (MHz)	99% Bandwidth (MHz)
Low	5190	19.93	18.441
High	5230	19.75	18.286



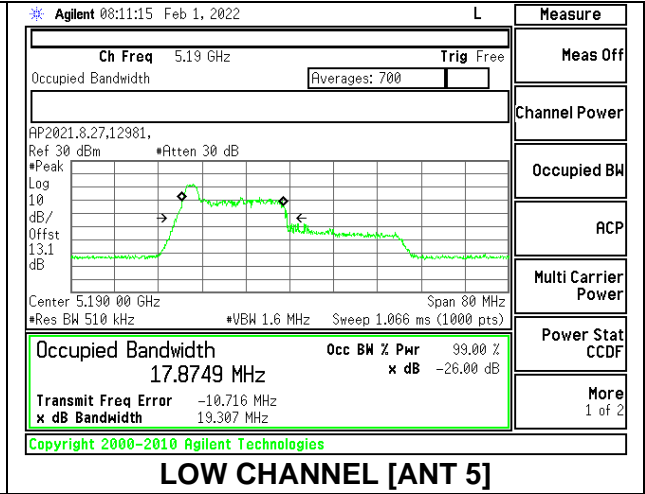
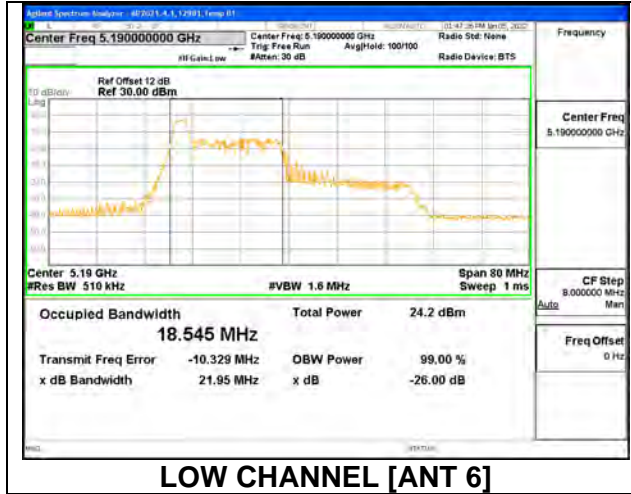
1TX Antenna 5 MODE: SU Mode

Channel	Frequency (MHz)	26dB Bandwidth (MHz)	99% Bandwidth (MHz)
Low	5190	45.78	37.989
High	5230	41.21	37.957



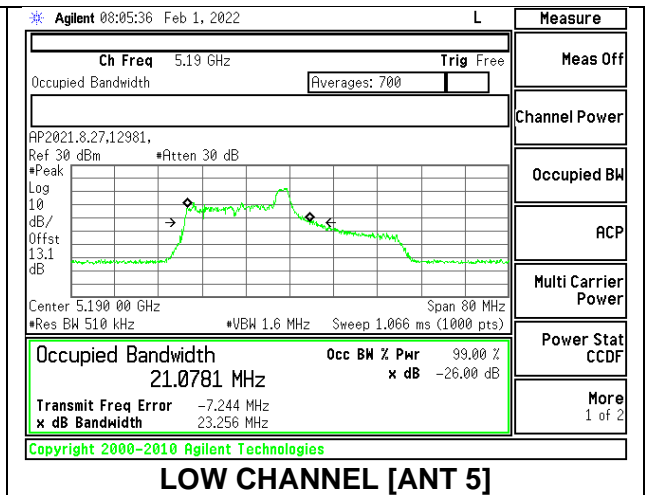
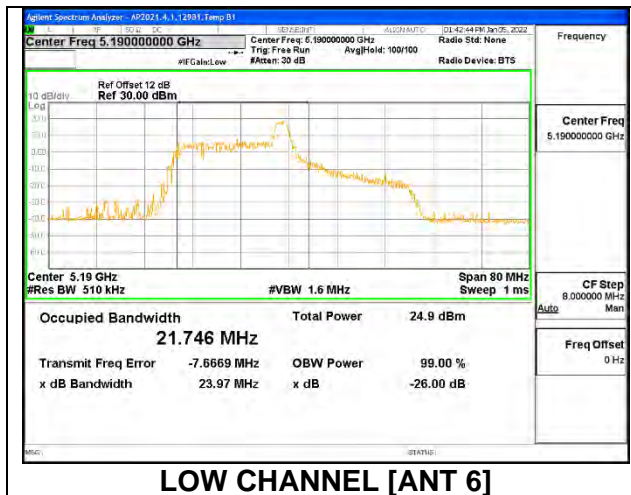
2TX Antenna 6 + Antenna 5 OFDMA MODE: 26 Tones, RU Index 0

Channel	Frequency (MHz)	26dB Bandwidth Antenna 6 (MHz)	26dB Bandwidth Antenna 5 (MHz)	99% Bandwidth Antenna 6 (MHz)	99% Bandwidth Antenna 5 (MHz)
Low	5190	21.95	19.307	18.545	17.8749
High	5230	20.29	18.538	18.712	17.2324



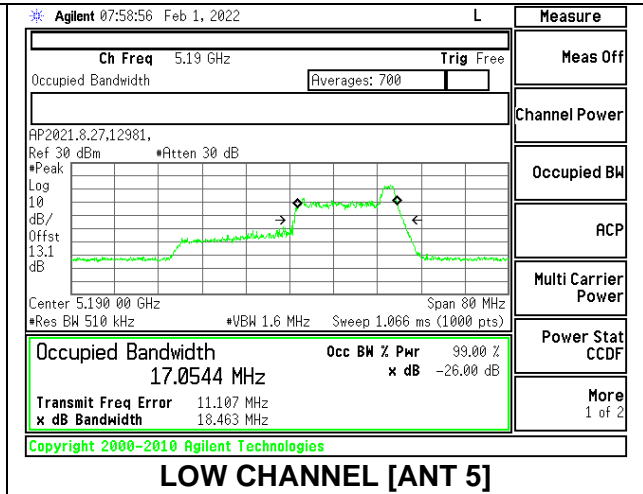
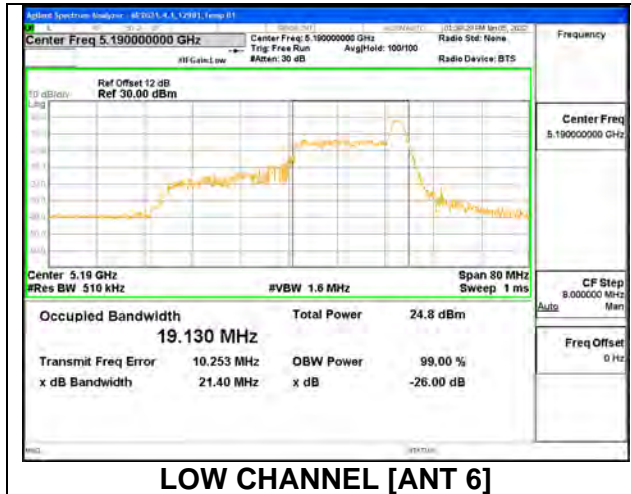
2TX Antenna 6 + Antenna 5 OFDMA MODE: 26 Tones, RU Index 8

Channel	Frequency (MHz)	26dB Bandwidth Antenna 6 (MHz)	26dB Bandwidth Antenna 5 (MHz)	99% Bandwidth Antenna 6 (MHz)	99% Bandwidth Antenna 5 (MHz)
Low	5190	23.97	23.256	21.746	21.0781
High	5230	23.57	22.293	21.705	20.8587



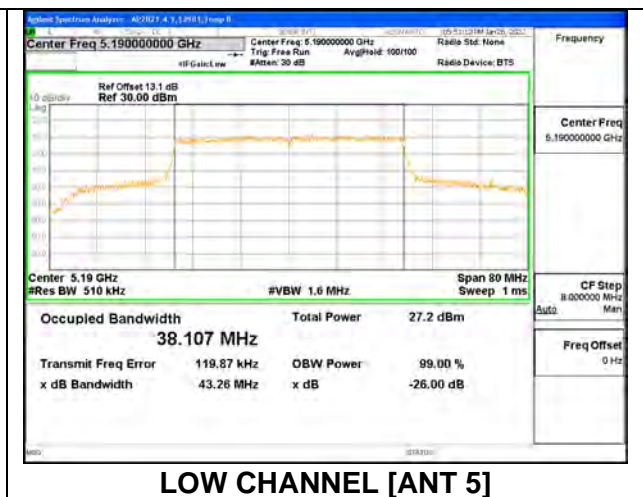
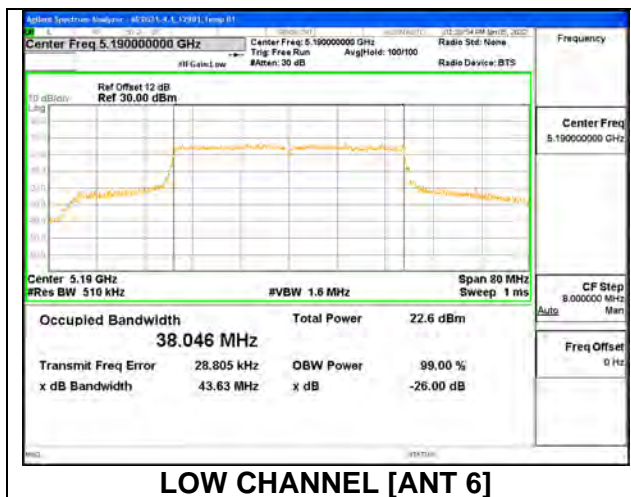
2TX Antenna 6 + Antenna 5 OFDMA MODE: 26 Tones, RU Index 17

Channel	Frequency (MHz)	26dB Bandwidth Antenna 6 (MHz)	26dB Bandwidth Antenna 5 (MHz)	99% Bandwidth Antenna 6 (MHz)	99% Bandwidth Antenna 5 (MHz)
Low	5190	21.40	18.463	19.130	17.0544
High	5230	20.99	19.381	18.980	17.9465



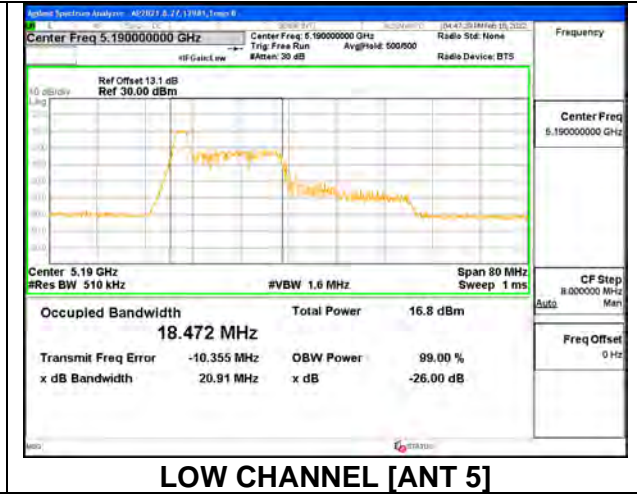
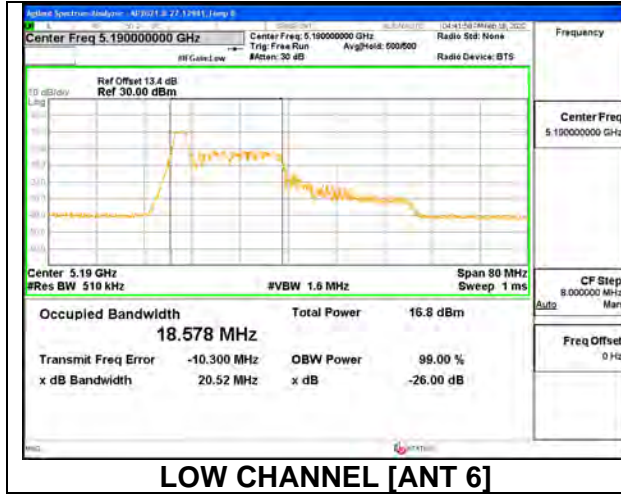
2TX Antenna 6 + Antenna 5 OFDMA MODE: SU Mode

Channel	Frequency (MHz)	26dB Bandwidth Antenna 6 (MHz)	26dB Bandwidth Antenna 5 (MHz)	99% Bandwidth Antenna 6 (MHz)	99% Bandwidth Antenna 5 (MHz)
Low	5190	43.63	43.26	38.046	38.107
High	5230	41.34	41.210	37.934	37.924



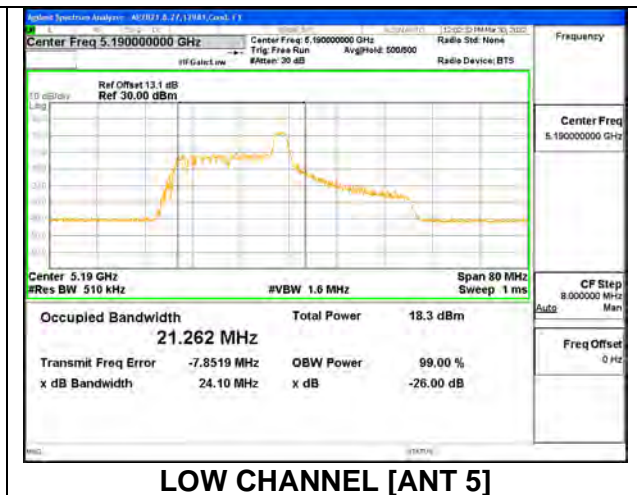
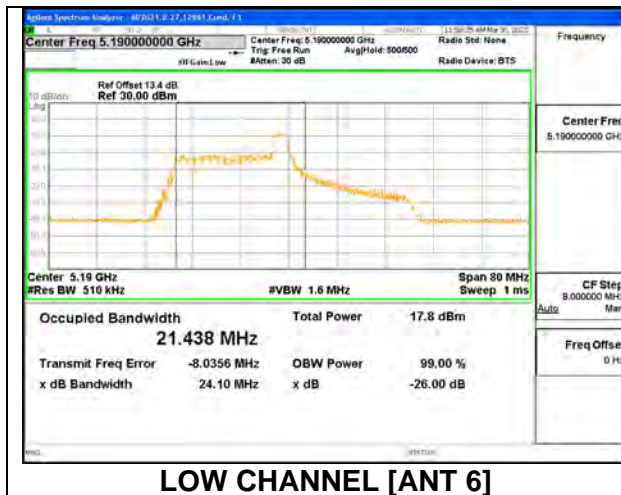
2TX Antenna 6 + Antenna 5 SDM MODE: 26 Tones, RU Index 0

Channel	Frequency (MHz)	26dB Bandwidth Antenna 6 (MHz)	26dB Bandwidth Antenna 5 (MHz)	99% Bandwidth Antenna 6 (MHz)	99% Bandwidth Antenna 5 (MHz)
Low	5190	20.52	20.91	18.578	18.472
High	5230	20.59	21.01	18.527	18.637



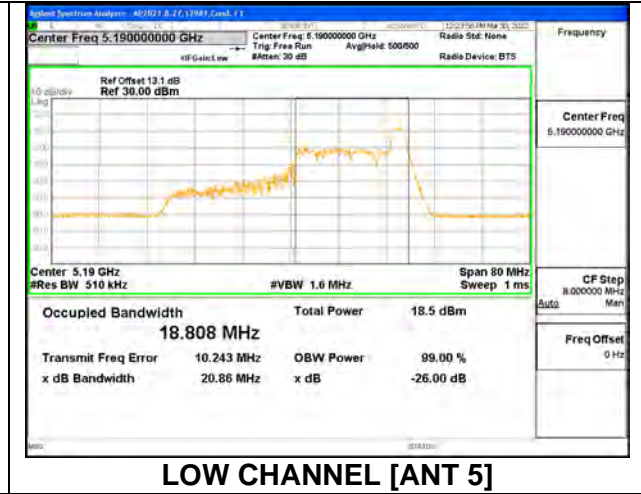
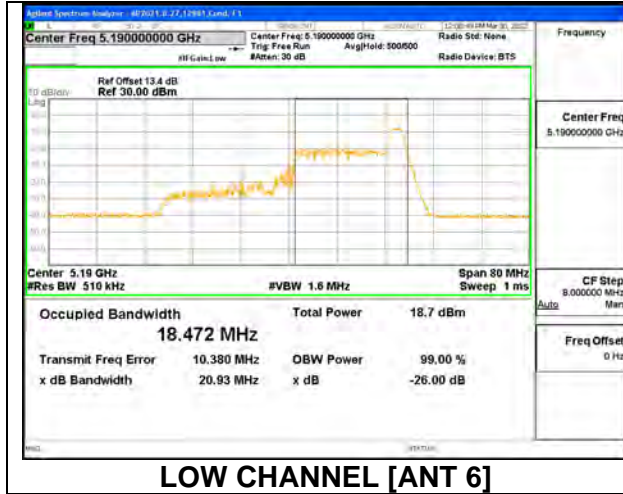
2TX Antenna 6 + Antenna 5 SDM MODE: 26 Tones, RU Index 8

Channel	Frequency (MHz)	26dB Bandwidth Antenna 6 (MHz)	26dB Bandwidth Antenna 5 (MHz)	99% Bandwidth Antenna 6 (MHz)	99% Bandwidth Antenna 5 (MHz)
Low	5190	24.1	24.1	21.438	21.262
High	5230	22.72	23.46	21.513	21.206



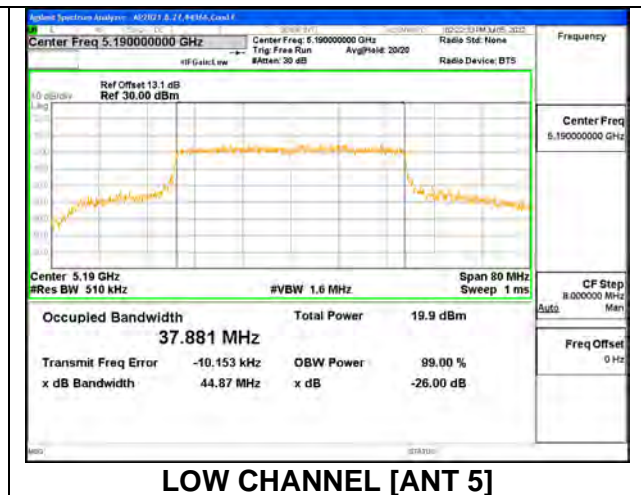
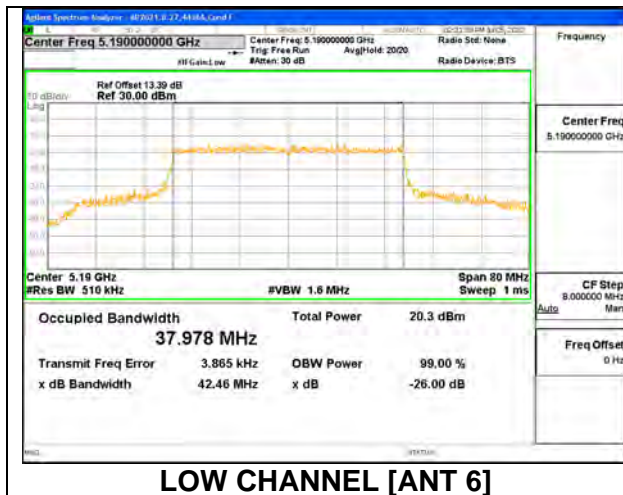
2TX Antenna 6 + Antenna 5 SDM MODE: 26 Tones, RU Index 17

Channel	Frequency (MHz)	26dB Bandwidth Antenna 6 (MHz)	26dB Bandwidth Antenna 5 (MHz)	99% Bandwidth Antenna 6 (MHz)	99% Bandwidth Antenna 5 (MHz)
Low	5190	20.93	20.86	18.472	18.808
High	5230	21.49	21.11	18.807	18.696



2TX Antenna 6 + Antenna 5 SDM MODE: SU Mode

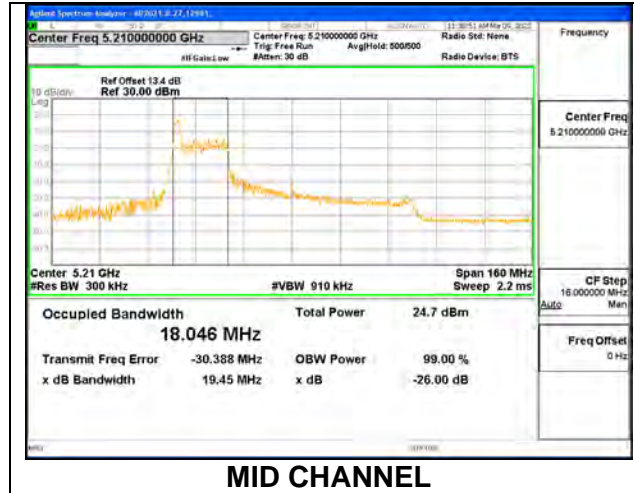
Channel	Frequency (MHz)	26dB Bandwidth Antenna 6 (MHz)	26dB Bandwidth Antenna 5 (MHz)	99% Bandwidth Antenna 6 (MHz)	99% Bandwidth Antenna 5 (MHz)
Low	5190	43.63	43.26	37.978	37.881
High	5230	40.70	40.93	37.868	37.957



9.2.6. 802.11ax HE80 MODE IN THE 5.2 GHz BAND

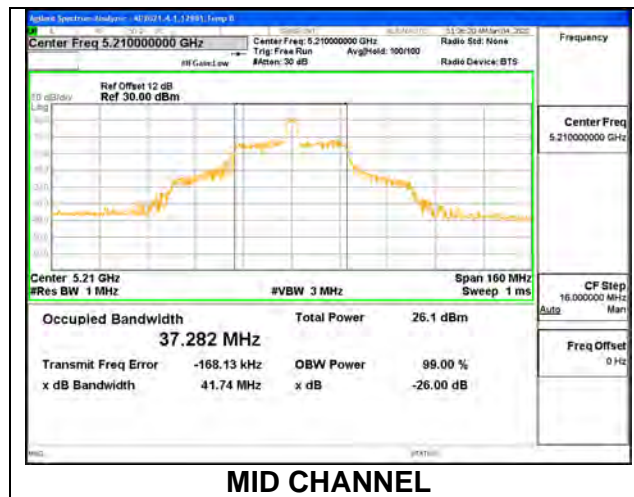
1TX Antenna 6 MODE: 26 Tones, RU Index 0

Channel	Frequency (MHz)	26dB Bandwidth (MHz)	99% Bandwidth (MHz)
Mid	5210	19.45	18.046



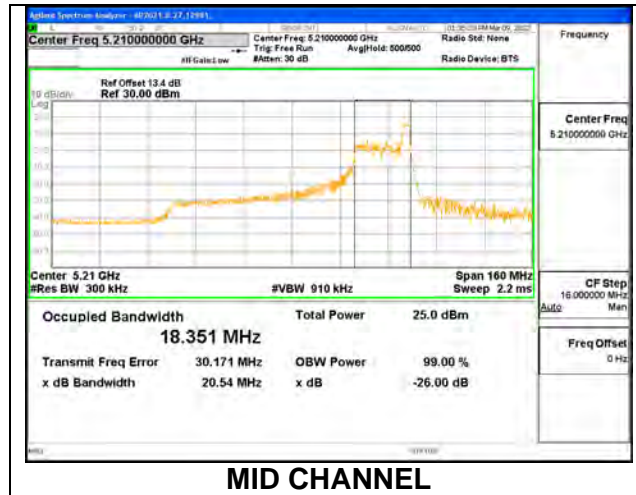
1TX Antenna 6 MODE: 26 Tones, RU Index 18

Channel	Frequency (MHz)	26dB Bandwidth (MHz)	99% Bandwidth (MHz)
Mid	5210	41.74	37.282



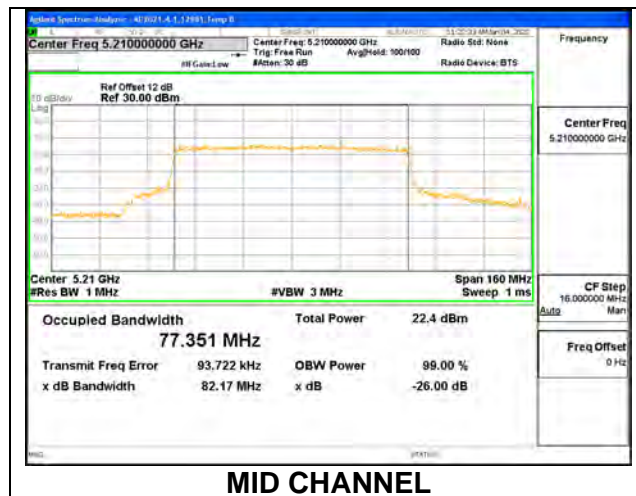
1TX Antenna 6 MODE: 26 Tones, RU Index 36

Channel	Frequency (MHz)	26dB Bandwidth (MHz)	99% Bandwidth (MHz)
Mid	5210	20.54	18.351



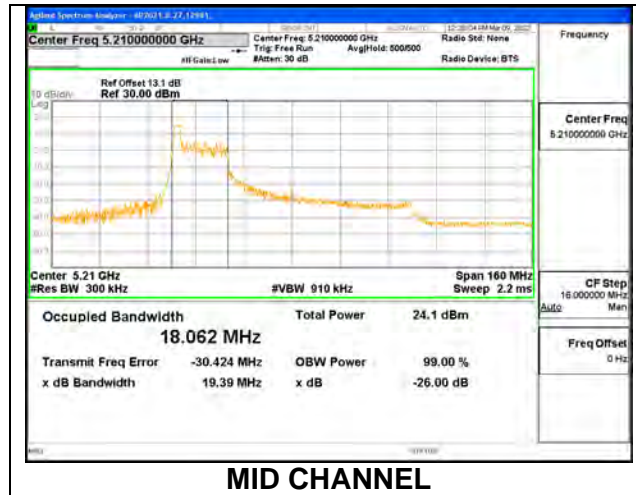
1TX Antenna 6 MODE: SU Mode

Channel	Frequency (MHz)	26dB Bandwidth (MHz)	99% Bandwidth (MHz)
Mid	5210	82.17	77.351



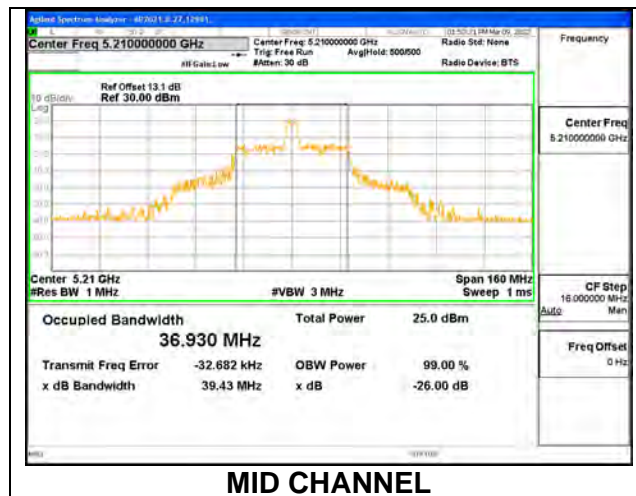
1TX Antenna 5 MODE: 26 Tones, RU Index 0

Channel	Frequency (MHz)	26dB Bandwidth (MHz)	99% Bandwidth (MHz)
Mid	5210	19.39	18.062



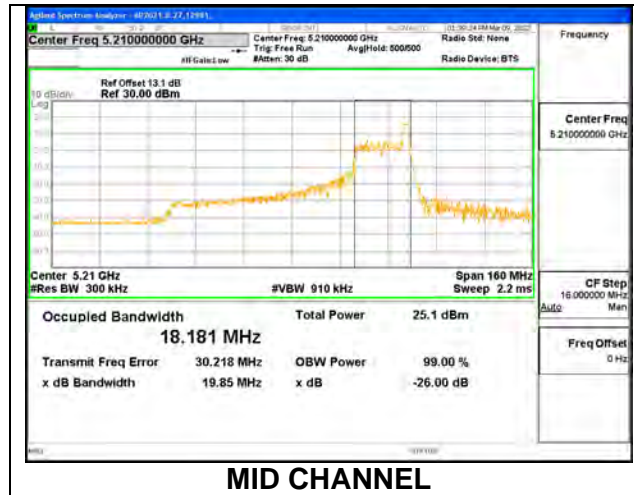
1TX Antenna 5 MODE: 26 Tones, RU Index 18

Channel	Frequency (MHz)	26dB Bandwidth (MHz)	99% Bandwidth (MHz)
Mid	5210	39.43	36.93



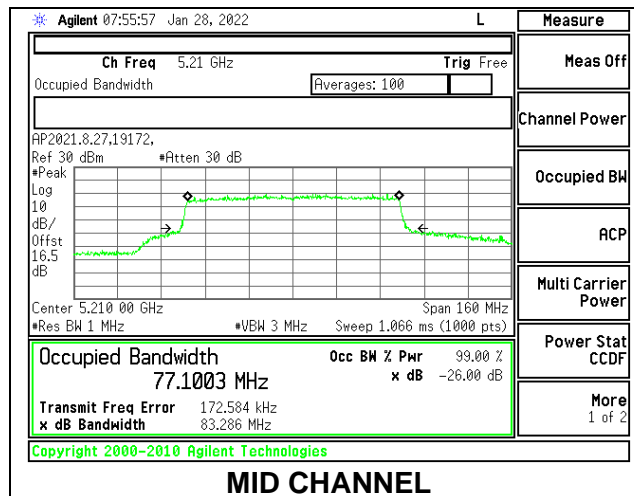
1TX Antenna 5 MODE: 26 Tones, RU Index 36

Channel	Frequency (MHz)	26dB Bandwidth (MHz)	99% Bandwidth (MHz)
Mid	5210	19.85	18.181



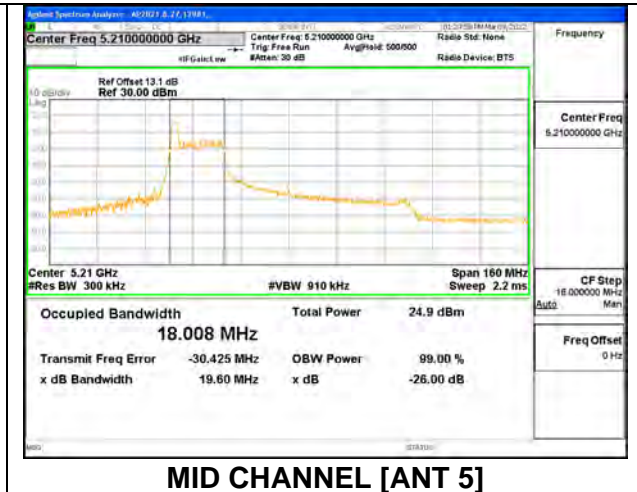
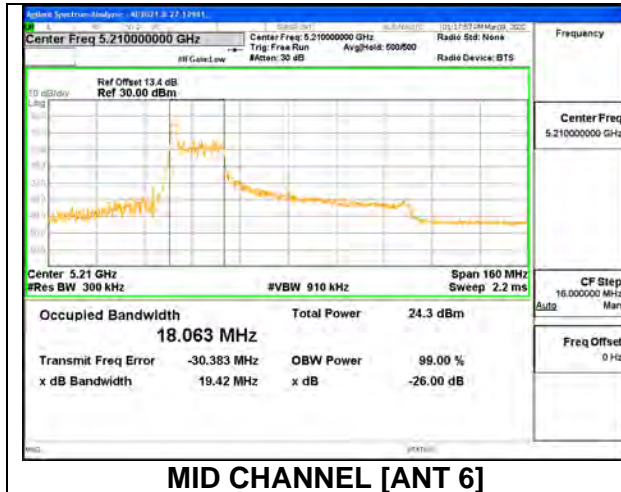
1TX Antenna 5 MODE: SU Mode

Channel	Frequency (MHz)	26dB Bandwidth (MHz)	99% Bandwidth (MHz)
Mid	5210	83.286	77.1003



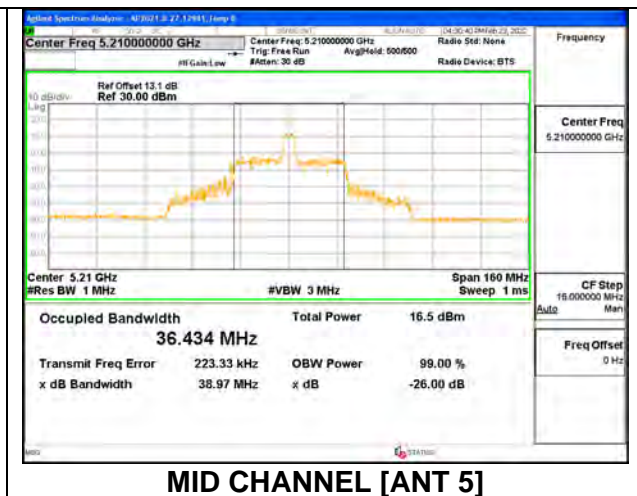
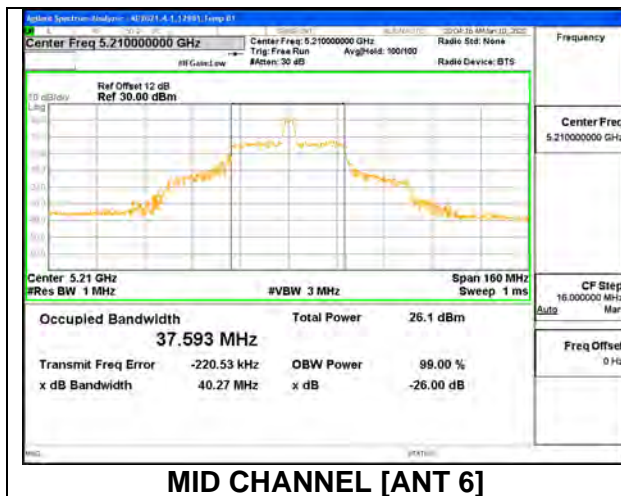
2TX Antenna 6 + Antenna 5 OFDMA MODE: 26 Tones, RU Index 0

Channel	Frequency (MHz)	26dB Bandwidth Antenna 6 (MHz)	26dB Bandwidth Antenna 5 (MHz)	99% Bandwidth Antenna 6 (MHz)	99% Bandwidth Antenna 5 (MHz)
Mid	5210	19.42	19.60	18.063	18.008



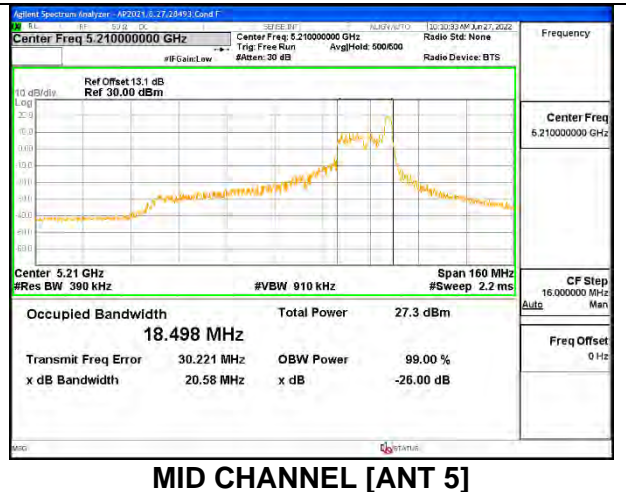
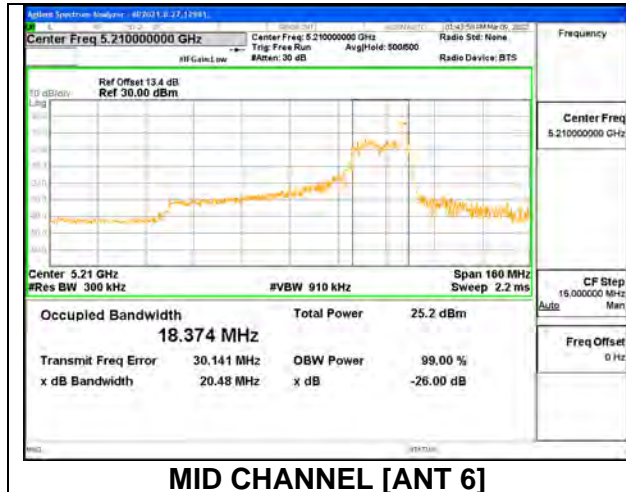
2TX Antenna 6 + Antenna 5 OFDMA MODE: 26 Tones, RU Index 18

Channel	Frequency (MHz)	26dB Bandwidth Antenna 6 (MHz)	26dB Bandwidth Antenna 5 (MHz)	99% Bandwidth Antenna 6 (MHz)	99% Bandwidth Antenna 5 (MHz)
Mid	5210	40.27	38.97	37.593	36.434



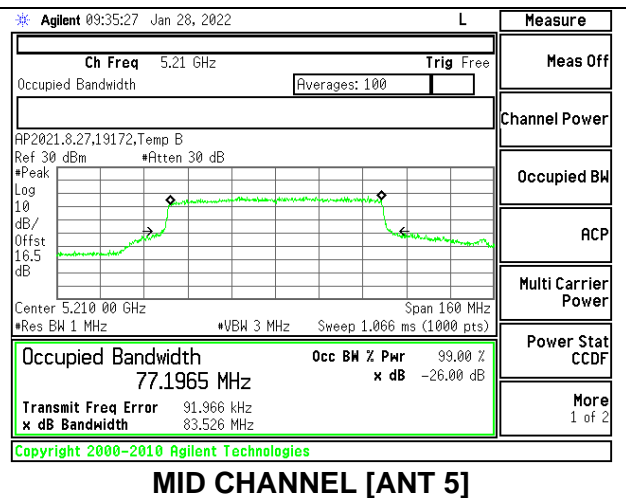
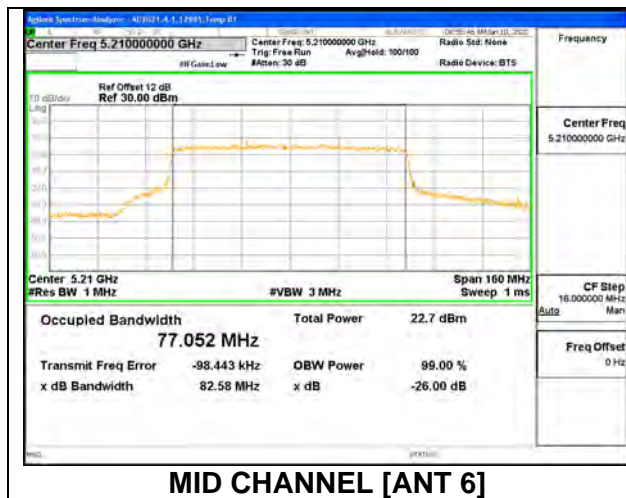
2TX Antenna 6 + Antenna 5 OFDMA MODE: 26 Tones, RU Index 36

Channel	Frequency (MHz)	26dB Bandwidth Antenna 6 (MHz)	26dB Bandwidth Antenna 5 (MHz)	99% Bandwidth Antenna 6 (MHz)	99% Bandwidth Antenna 5 (MHz)
Mid	5210	20.48	20.58	18.374	18.498



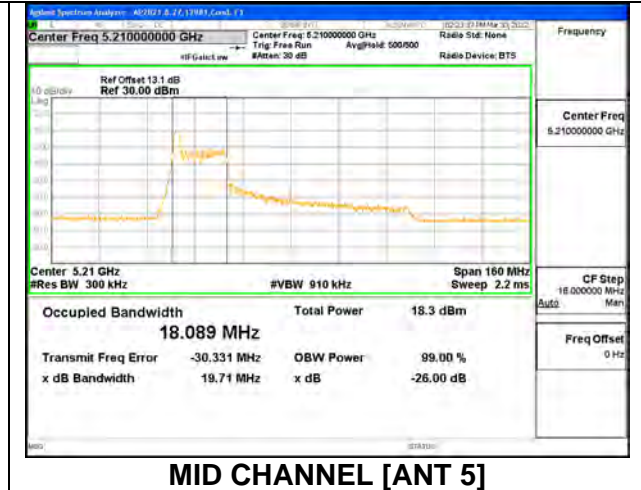
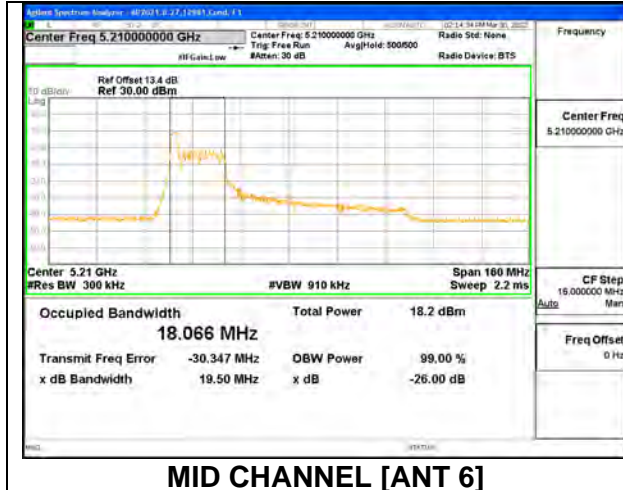
2TX Antenna 6 + Antenna 5 OFDMA MODE: SU Mode

Channel	Frequency (MHz)	26dB Bandwidth Antenna 6 (MHz)	26dB Bandwidth Antenna 5 (MHz)	99% Bandwidth Antenna 6 (MHz)	99% Bandwidth Antenna 5 (MHz)
Mid	5210	82.58	83.526	77.052	77.1965



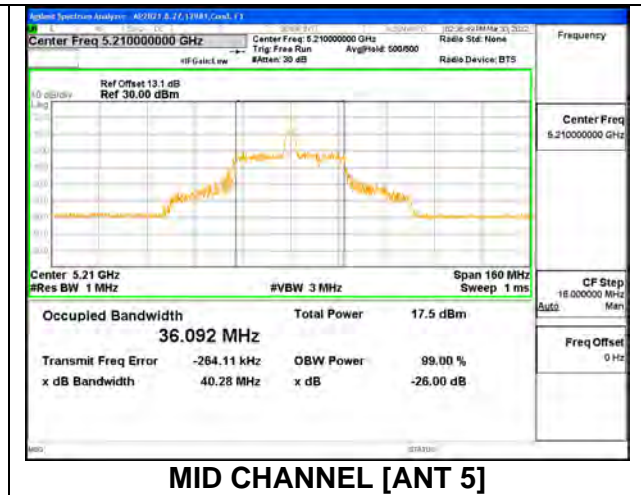
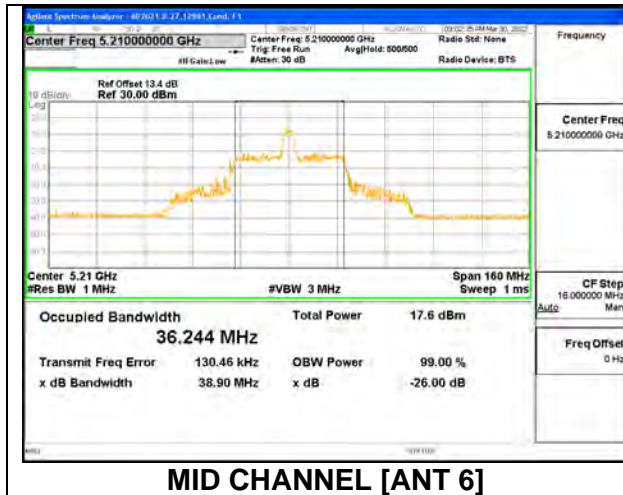
2TX Antenna 6 + Antenna 5 SDM MODE: 26 Tones, RU Index 0

Channel	Frequency (MHz)	26dB Bandwidth Antenna 6 (MHz)	26dB Bandwidth Antenna 5 (MHz)	99% Bandwidth Antenna 6 (MHz)	99% Bandwidth Antenna 5 (MHz)
Mid	5210	19.5	19.71	18.066	18.089



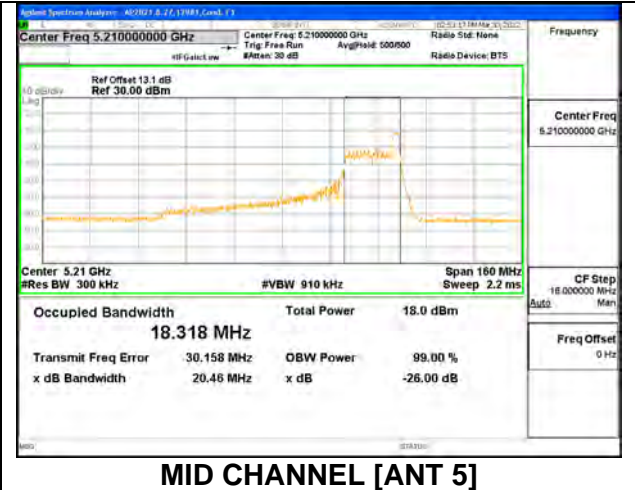
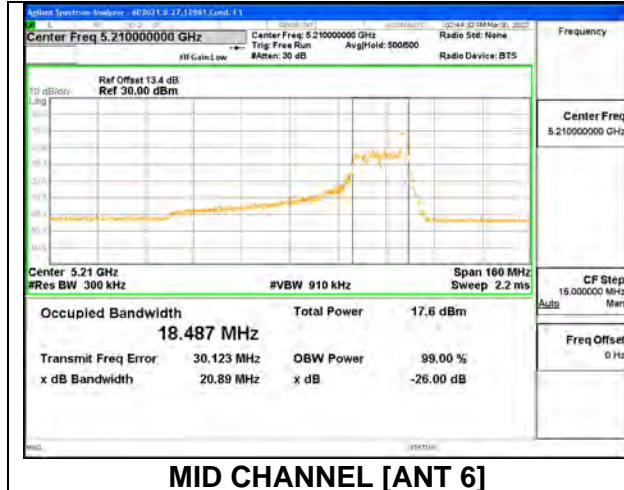
2TX Antenna 6 + Antenna 5 SDM MODE: 26 Tones, RU Index 18

Channel	Frequency (MHz)	26dB Bandwidth Antenna 6 (MHz)	26dB Bandwidth Antenna 5 (MHz)	99% Bandwidth Antenna 6 (MHz)	99% Bandwidth Antenna 5 (MHz)
Mid	5210	38.9	40.28	36.244	36.092



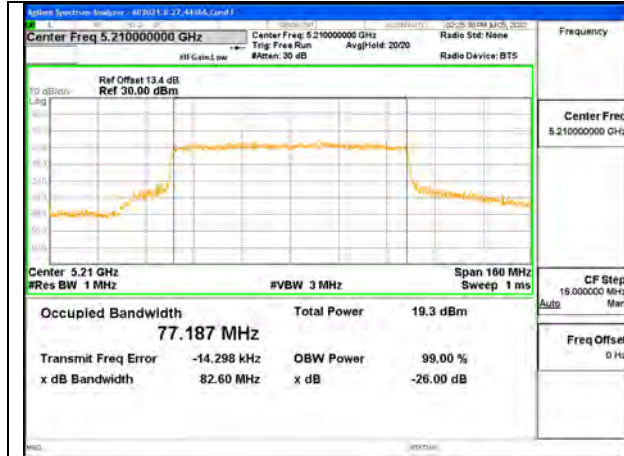
2TX Antenna 6 + Antenna 5 SDM MODE: 26 Tones, RU Index 36

Channel	Frequency (MHz)	26dB Bandwidth Antenna 6 (MHz)	26dB Bandwidth Antenna 5 (MHz)	99% Bandwidth Antenna 6 (MHz)	99% Bandwidth Antenna 5 (MHz)
Mid	5210	20.89	20.46	18.487	18.318

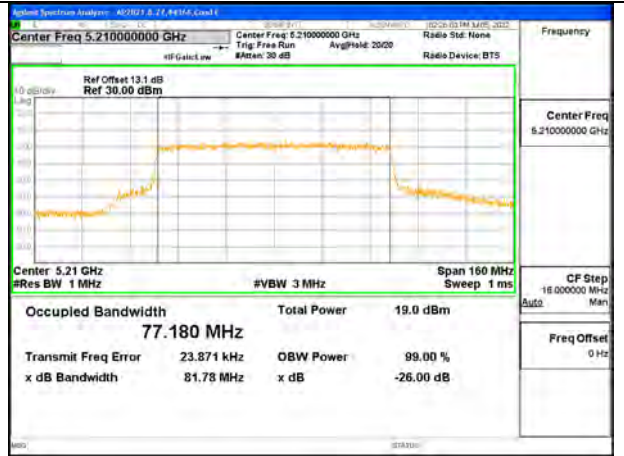


2TX Antenna 6 + Antenna 5 SDM MODE: SU Mode

Channel	Frequency (MHz)	26dB Bandwidth Antenna 6 (MHz)	26dB Bandwidth Antenna 5 (MHz)	99% Bandwidth Antenna 6 (MHz)	99% Bandwidth Antenna 5 (MHz)
Mid	5210	82.58	83.526	77.187	77.180



MID CHANNEL [ANT 6]

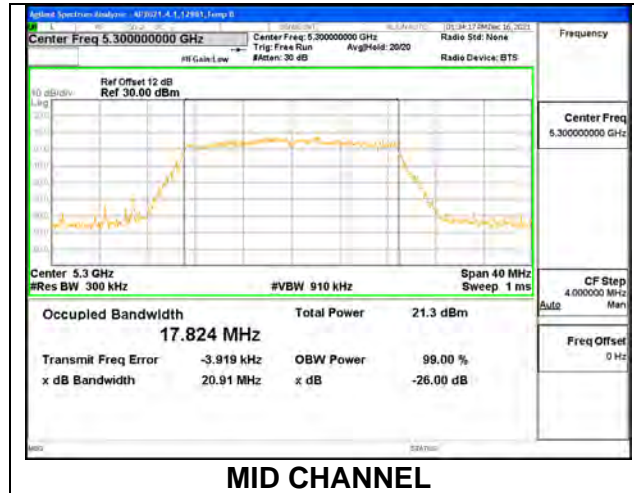


MID CHANNEL [ANT 5]

9.2.7. 802.11n HT20 MODE IN THE 5.3 GHz BAND

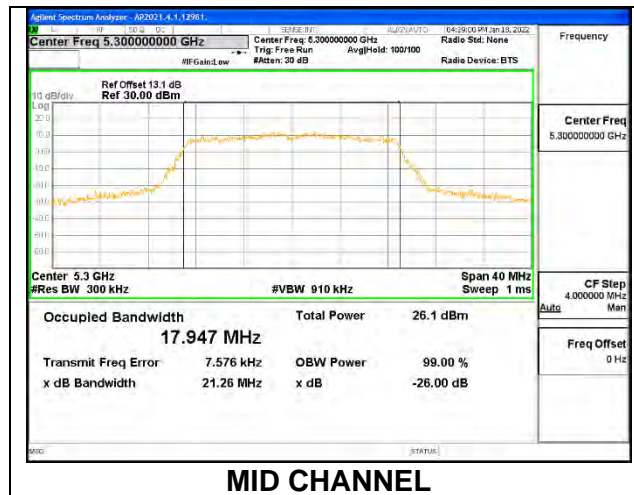
1TX Antenna 6 MODE

Channel	Frequency (MHz)	26dB Bandwidth (MHz)	99% Bandwidth (MHz)
Low	5260	20.98	17.835
Mid	5300	20.91	17.824
High	5320	20.99	17.851



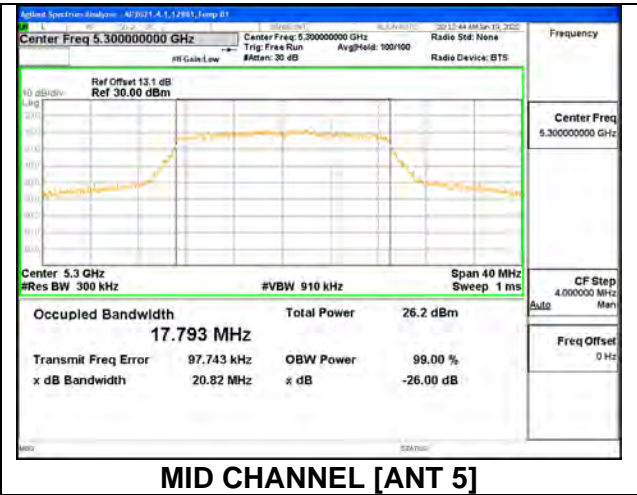
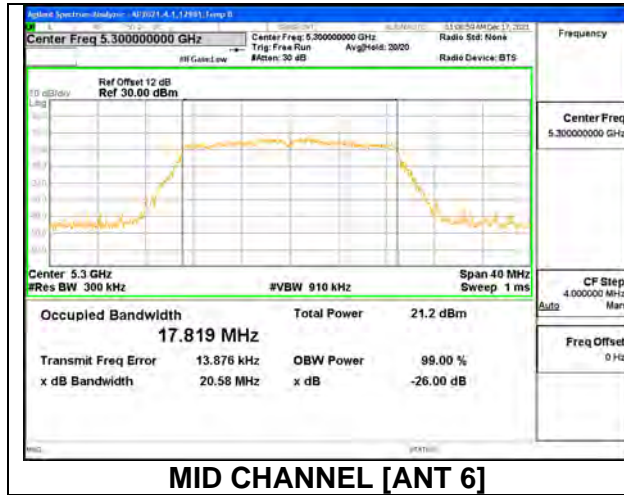
1TX Antenna 5 MODE

Channel	Frequency (MHz)	26dB Bandwidth (MHz)	99% Bandwidth (MHz)
Low	5260	21.05	17.902
Mid	5300	21.26	17.947
High	5320	22.61	18.022



2TX Antenna 6 + Antenna 5 CDD MODE

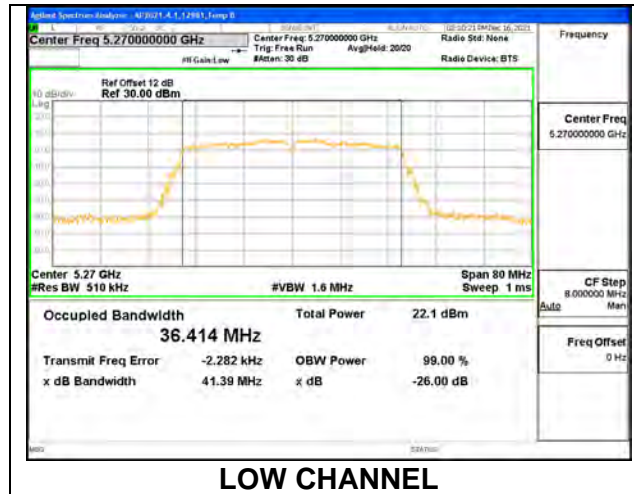
Channel	Frequency (MHz)	26dB Bandwidth Antenna 6 (MHz)	26dB Bandwidth Antenna 5 (MHz)	99% Bandwidth Antenna 6 (MHz)	99% Bandwidth Antenna 5 (MHz)
Low	5260	20.49	20.94	17.764	17.821
Mid	5300	20.58	20.82	17.819	17.793
High	5320	21.18	21.61	17.835	17.912



9.2.8. 802.11n HT40 MODE IN THE 5.3 GHz BAND

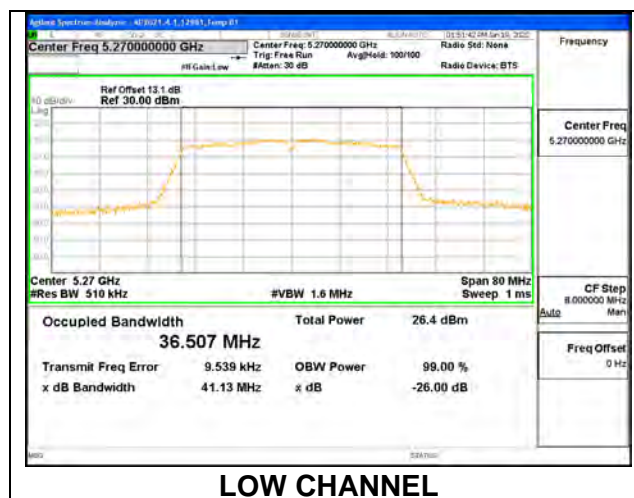
1TX Antenna 6 MODE

Channel	Frequency (MHz)	26dB Bandwidth (MHz)	99% Bandwidth (MHz)
Low	5270	41.39	36.414
High	5310	43.66	36.388



1TX Antenna 5 MODE

Channel	Frequency (MHz)	26dB Bandwidth (MHz)	99% Bandwidth (MHz)
Low	5270	41.13	36.507
High	5310	44.64	36.439

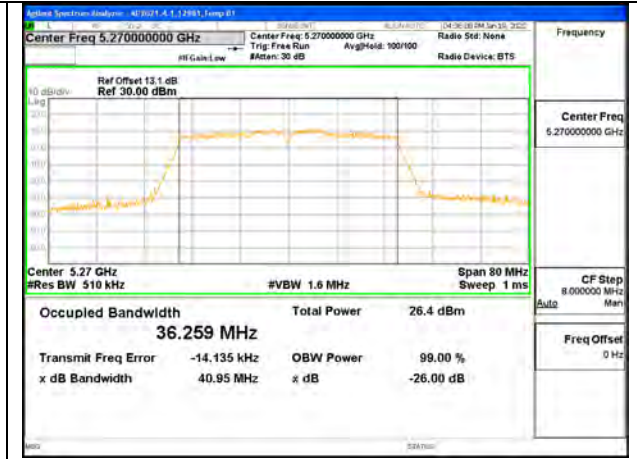


2TX Antenna 6 + Antenna 5 CDD MODE

Channel	Frequency (MHz)	26dB Bandwidth Antenna 6 (MHz)	26dB Bandwidth Antenna 5 (MHz)	99% Bandwidth Antenna 6 (MHz)	99% Bandwidth Antenna 5 (MHz)
Low	5270	40.55	40.95	36.139	36.259
High	5310	41.15	40.90	36.218	36.349



LOW CHANNEL [ANT 6]

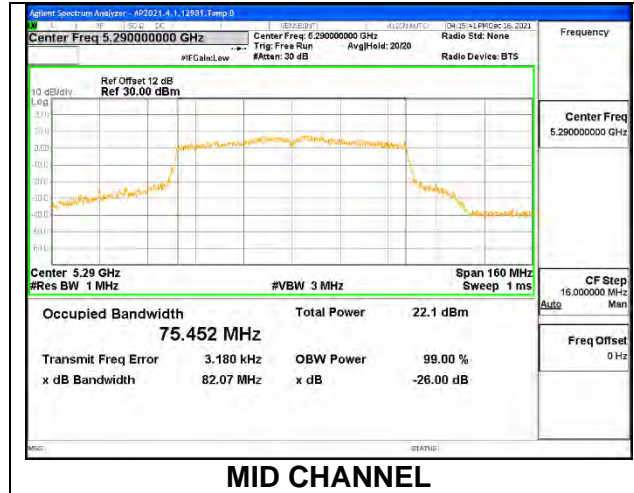


LOW CHANNEL [ANT 5]

9.2.9. 802.11ac VHT80 MODE IN THE 5.3 GHz BAND

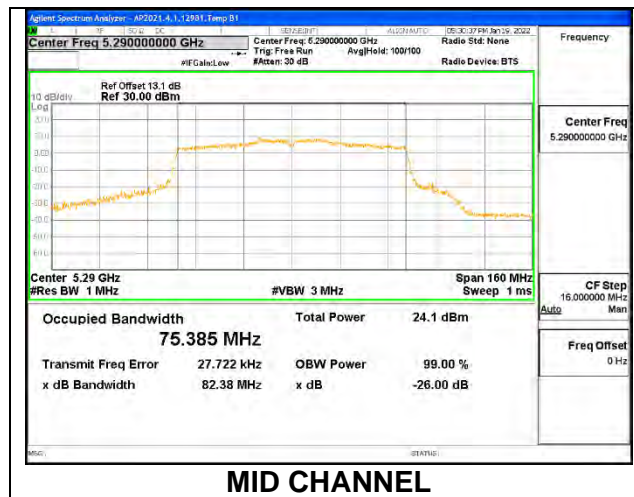
1TX Antenna 6 MODE

Channel	Frequency (MHz)	26dB Bandwidth (MHz)	99% Bandwidth (MHz)
Mid	5290	82.07	75.452



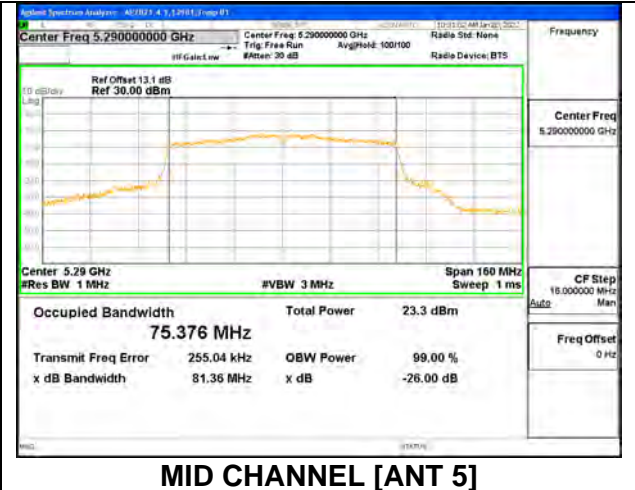
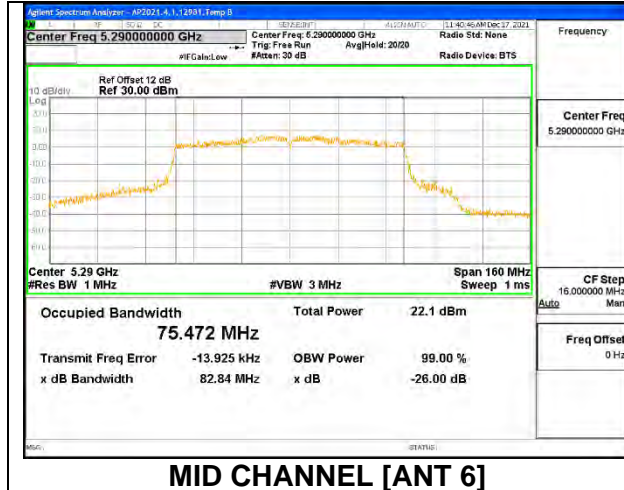
1TX Antenna 5 MODE

Channel	Frequency (MHz)	26dB Bandwidth (MHz)	99% Bandwidth (MHz)
Mid	5290	82.38	75.385



2TX Antenna 6 + Antenna 5 CDD MODE

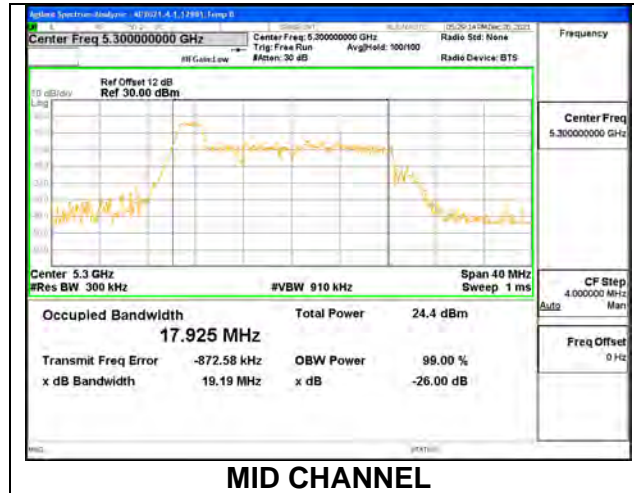
Channel	Frequency (MHz)	26dB Bandwidth Antenna 6 (MHz)	26dB Bandwidth Antenna 5 (MHz)	99% Bandwidth Antenna 6 (MHz)	99% Bandwidth Antenna 5 (MHz)
Mid	5290	82.84	81.36	75.472	75.376



9.2.10. 802.11ax HE20 MODE IN THE 5.3 GHz BAND

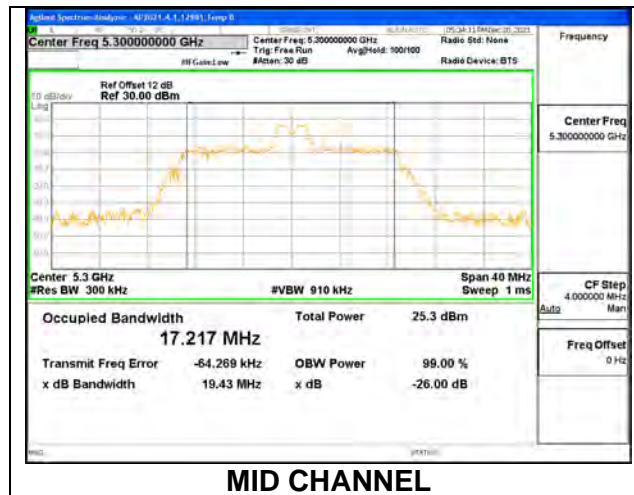
1TX Antenna 6 MODE: 26 Tones, RU Index 0

Channel	Frequency (MHz)	26dB Bandwidth (MHz)	99% Bandwidth (MHz)
Low	5260	19.94	18.291
Mid	5300	19.19	17.925
High	5320	20.05	18.417



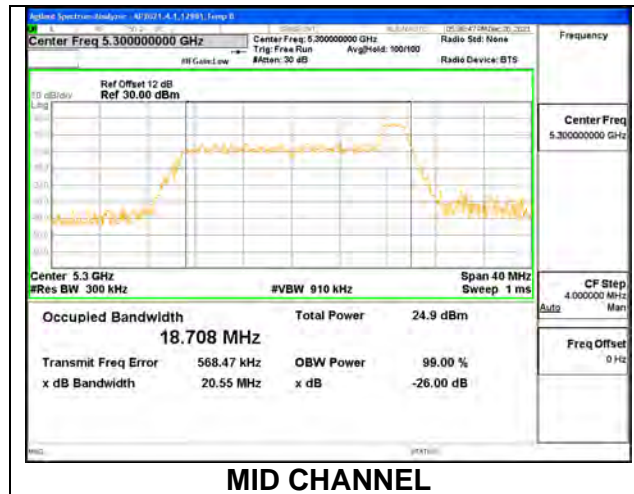
1TX Antenna 6 MODE: 26 Tones, RU Index 4

Channel	Frequency (MHz)	26dB Bandwidth (MHz)	99% Bandwidth (MHz)
Low	5260	18.99	16.972
Mid	5300	19.43	17.217
High	5320	19.15	17.233



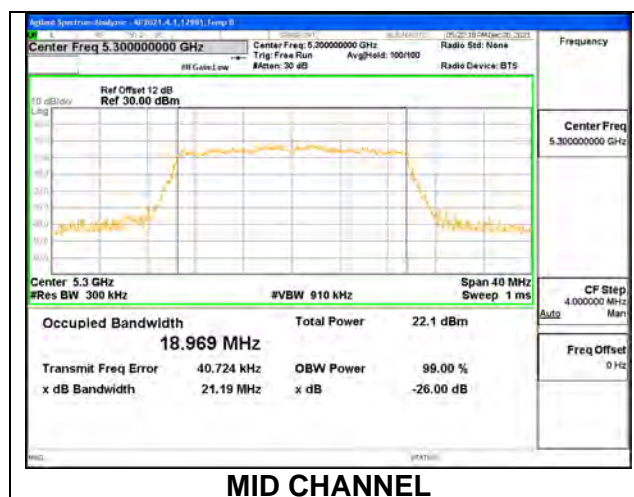
1TX Antenna 6 MODE: 26 Tones, RU Index 8

Channel	Frequency (MHz)	26dB Bandwidth (MHz)	99% Bandwidth (MHz)
Low	5260	20.55	18.655
Mid	5300	20.55	18.708
High	5320	20.52	18.620



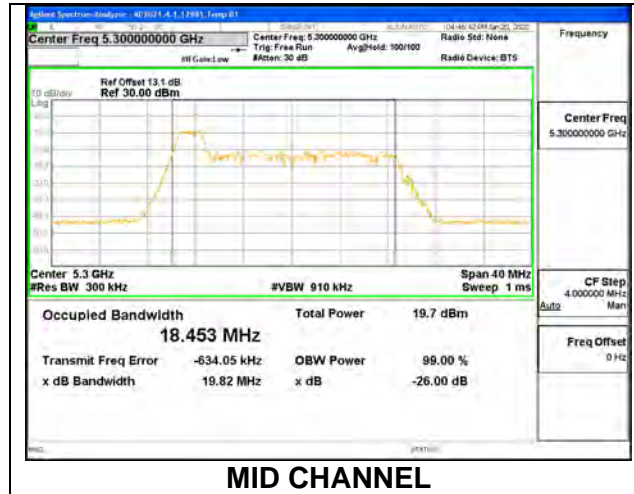
1TX Antenna 6 MODE: SU Mode

Channel	Frequency (MHz)	26dB Bandwidth (MHz)	99% Bandwidth (MHz)
Low	5260	20.95	18.947
Mid	5300	21.19	18.969
High	5320	21.35	18.984



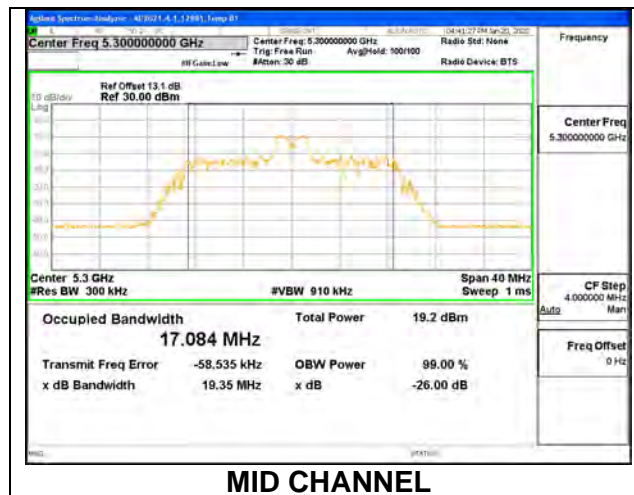
1TX Antenna 5 MODE: 26 Tones, RU Index 0

Channel	Frequency (MHz)	26dB Bandwidth (MHz)	99% Bandwidth (MHz)
Low	5260	19.93	18.381
Mid	5300	19.82	18.453
High	5320	19.65	18.298



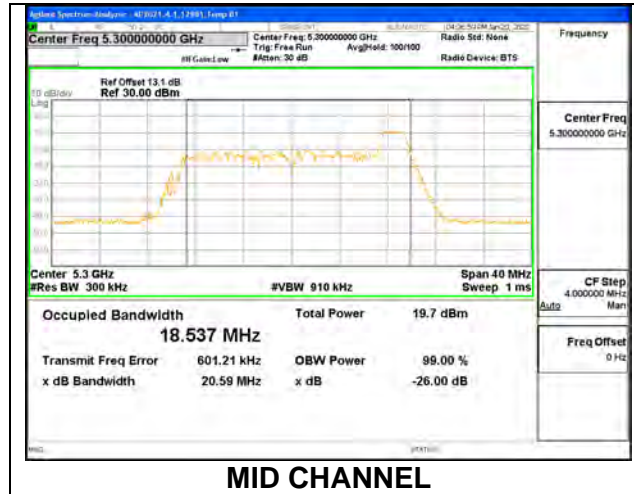
1TX Antenna 5 MODE: 26 Tones, RU Index 4

Channel	Frequency (MHz)	26dB Bandwidth (MHz)	99% Bandwidth (MHz)
Low	5260	19.22	17.209
Mid	5300	19.35	17.084
High	5320	19.42	17.199



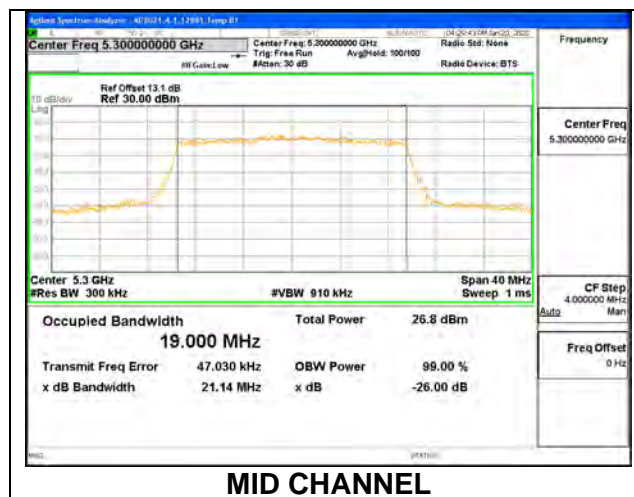
1TX Antenna 5 MODE: 26 Tones, RU Index 8

Channel	Frequency (MHz)	26dB Bandwidth (MHz)	99% Bandwidth (MHz)
Low	5260	20.68	18.522
Mid	5300	20.59	18.537
High	5320	20.54	18.557



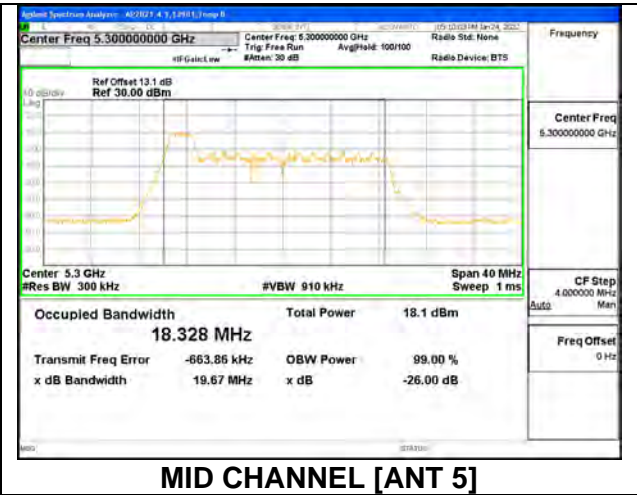
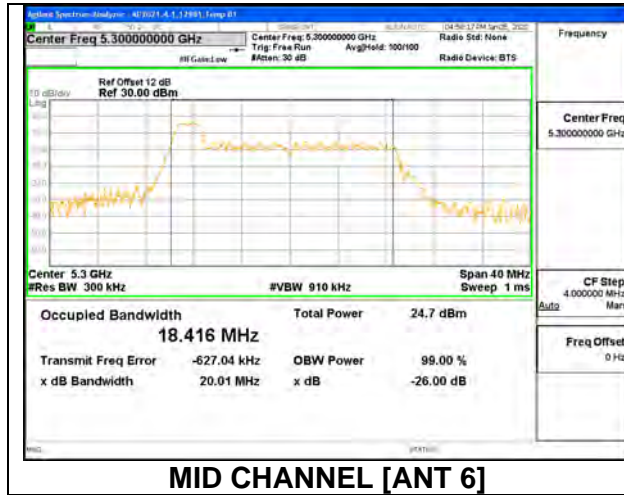
1TX Antenna 5 MODE: SU Mode

Channel	Frequency (MHz)	26dB Bandwidth (MHz)	99% Bandwidth (MHz)
Low	5260	20.80	18.931
Mid	5300	21.14	19.000
High	5320	21.74	19.059



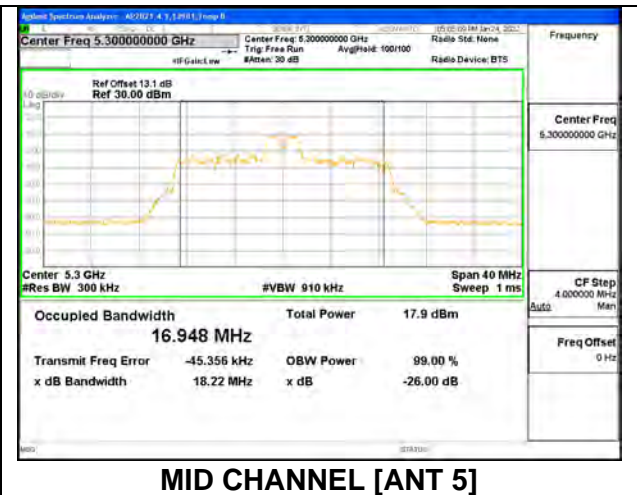
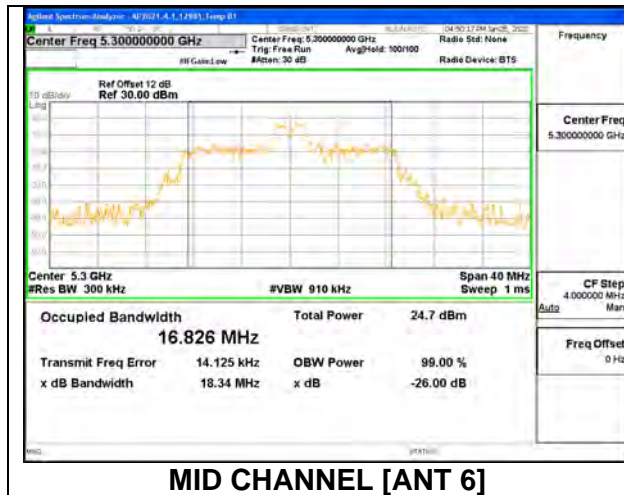
2TX Antenna 6 + Antenna 5 OFDMA MODE: 26 Tones, RU Index 0

Channel	Frequency (MHz)	26dB Bandwidth Antenna 6 (MHz)	26dB Bandwidth Antenna 5 (MHz)	99% Bandwidth Antenna 6 (MHz)	99% Bandwidth Antenna 5 (MHz)
Low	5260	19.91	19.78	18.376	18.331
Mid	5300	20.01	19.67	18.416	18.328
High	5320	20.11	19.70	18.401	18.267



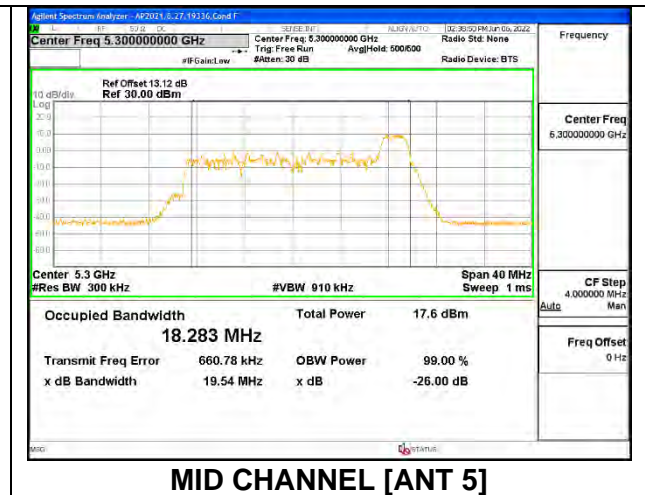
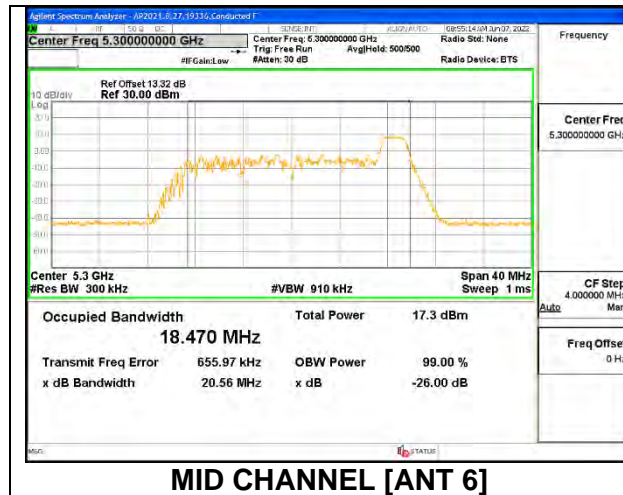
2TX Antenna 6 + Antenna 5 OFDMA MODE: 26 Tones, RU Index 4

Channel	Frequency (MHz)	26dB Bandwidth Antenna 6 (MHz)	26dB Bandwidth Antenna 5 (MHz)	99% Bandwidth Antenna 6 (MHz)	99% Bandwidth Antenna 5 (MHz)
Low	5260	19.21	18.04	17.344	16.907
Mid	5300	18.34	18.22	16.826	16.948
High	5320	19.36	18.25	17.046	16.385



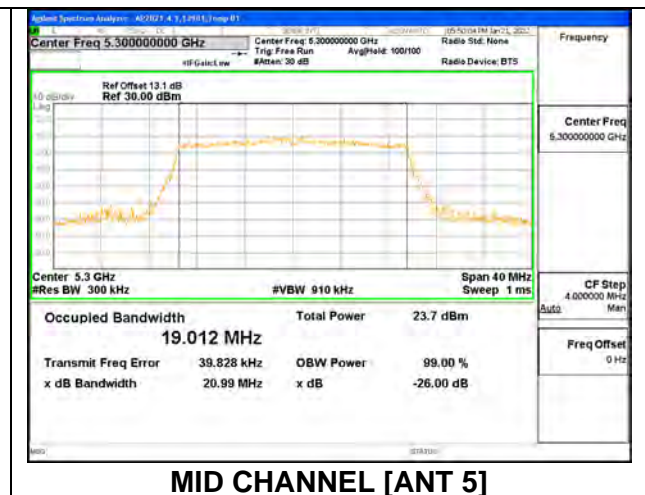
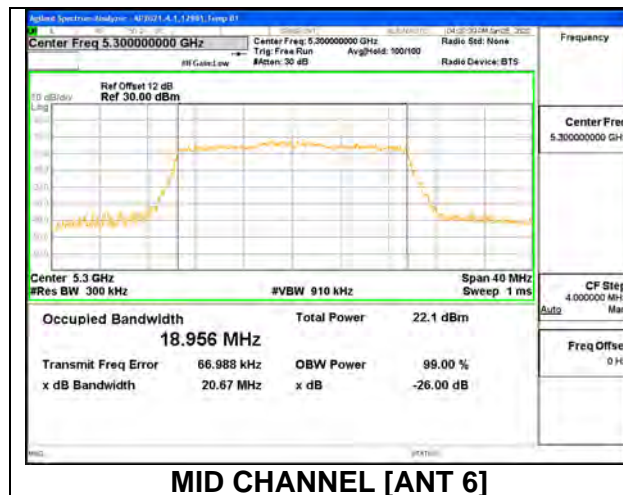
2TX Antenna 6 + Antenna 5 OFDMA MODE: 26 Tones, RU Index 8

Channel	Frequency (MHz)	26dB Bandwidth Antenna 6 (MHz)	26dB Bandwidth Antenna 5 (MHz)	99% Bandwidth Antenna 6 (MHz)	99% Bandwidth Antenna 5 (MHz)
Low	5260	20.29	19.82	18.545	18.381
Mid	5300	20.45	19.83	18.470	18.283
High	5320	20.70	19.69	18.451	18.399



2TX Antenna 6 + Antenna 5 OFDMA MODE: SU Mode

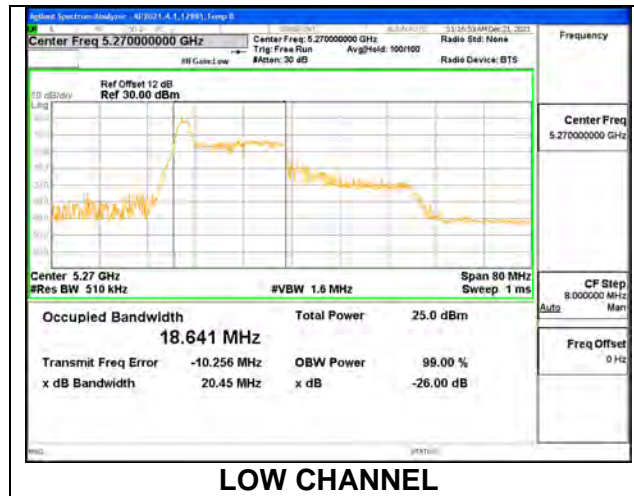
Channel	Frequency (MHz)	26dB Bandwidth Antenna 6 (MHz)	26dB Bandwidth Antenna 5 (MHz)	99% Bandwidth Antenna 6 (MHz)	99% Bandwidth Antenna 5 (MHz)
Low	5260	20.89	20.88	18.999	18.961
Mid	5300	20.67	20.99	18.956	19.012
High	5320	21.88	21.42	18.958	18.962



9.2.11. 802.11ax HE40 MODE IN THE 5.3 GHz BAND

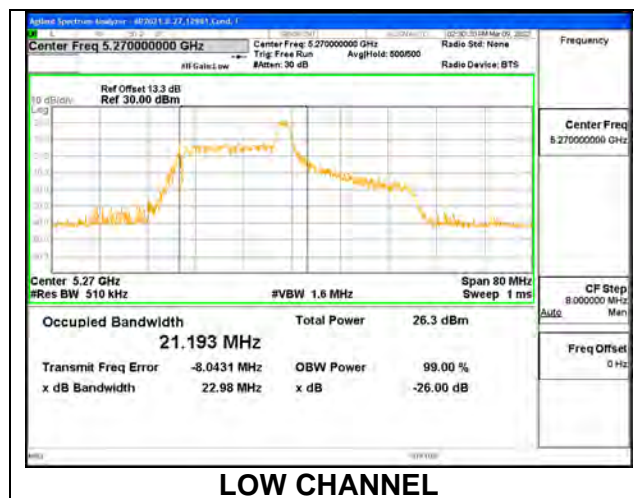
1TX Antenna 6 MODE: 26 Tones, RU Index 0

Channel	Frequency (MHz)	26dB Bandwidth (MHz)	99% Bandwidth (MHz)
Low	5270	20.45	18.641
High	5310	21.39	18.420



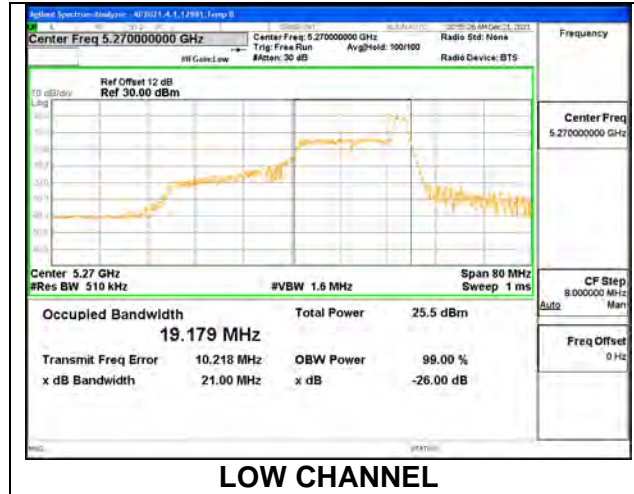
1TX Antenna 6 MODE: 26 Tones, RU Index 8

Channel	Frequency (MHz)	26dB Bandwidth (MHz)	99% Bandwidth (MHz)
Low	5270	22.98	21.193
High	5310	22.89	21.979



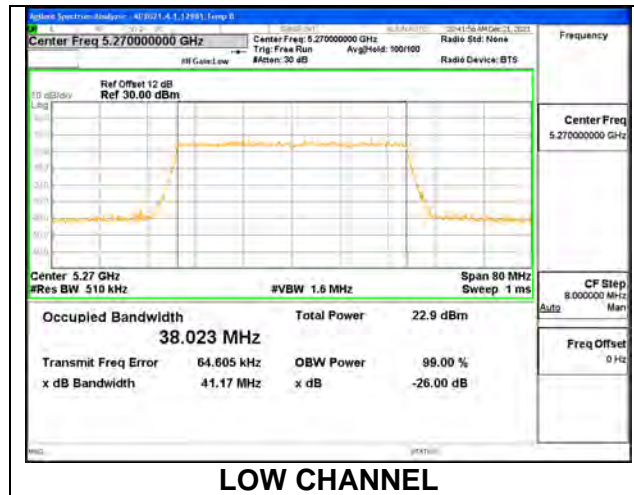
1TX Antenna 6 MODE: 26 Tones, RU Index 17

Channel	Frequency (MHz)	26dB Bandwidth (MHz)	99% Bandwidth (MHz)
Low	5270	21.00	19.179
High	5310	21.12	19.056



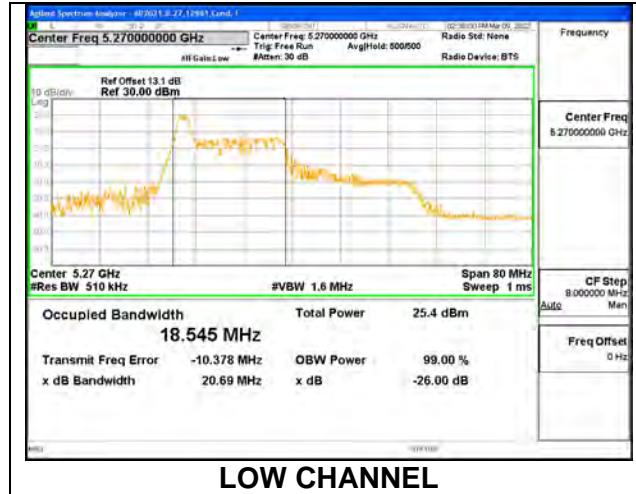
1TX Antenna 6 MODE: SU Mode

Channel	Frequency (MHz)	26dB Bandwidth (MHz)	99% Bandwidth (MHz)
Low	5270	41.17	38.023
High	5310	42.36	38.090



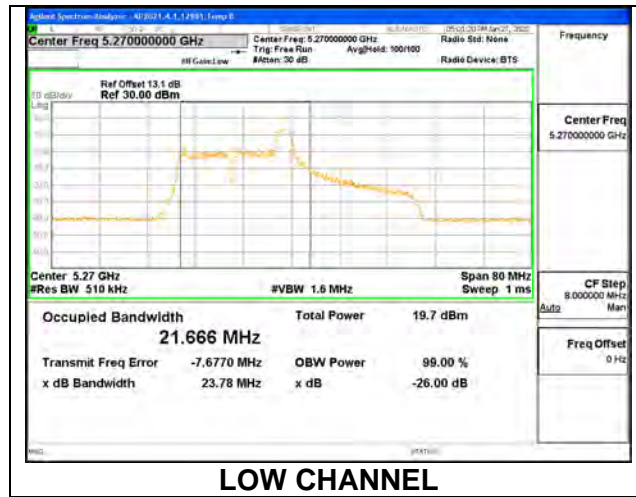
1TX Antenna 5 MODE: 26 Tones, RU Index 0

Channel	Frequency (MHz)	26dB Bandwidth (MHz)	99% Bandwidth (MHz)
Low	5270	20.69	18.545
High	5310	19.79	18.454



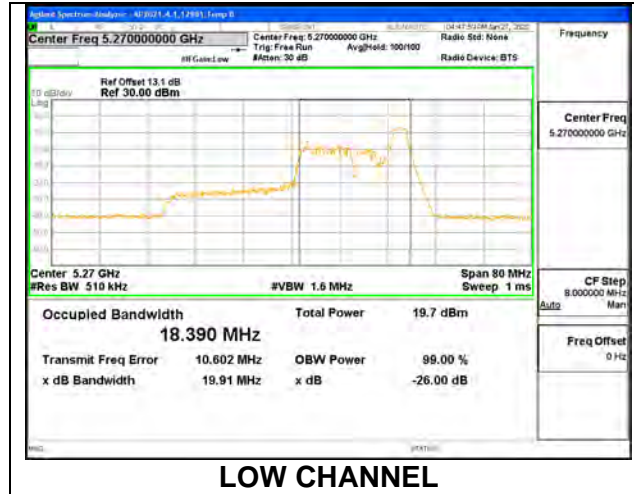
1TX Antenna 5 MODE: 26 Tones, RU Index 8

Channel	Frequency (MHz)	26dB Bandwidth (MHz)	99% Bandwidth (MHz)
Low	5270	23.78	21.666
High	5310	23.13	21.526



1TX Antenna 5 MODE: 26 Tones, RU Index 17

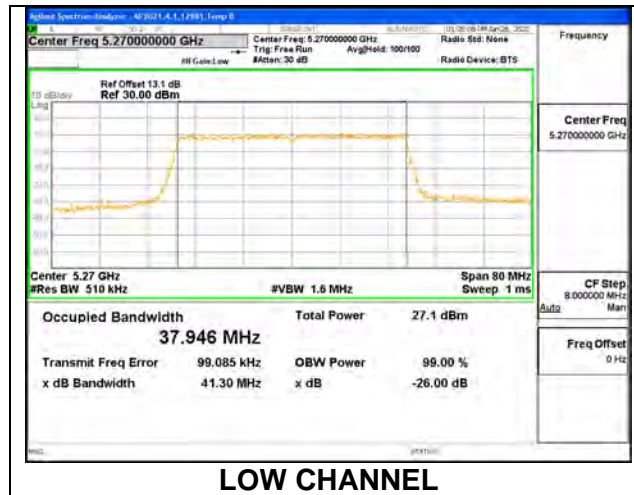
Channel	Frequency (MHz)	26dB Bandwidth (MHz)	99% Bandwidth (MHz)
Low	5270	19.91	18.390
High	5310	19.97	18.455



LOW CHANNEL

1TX Antenna 5 MODE: SU Mode

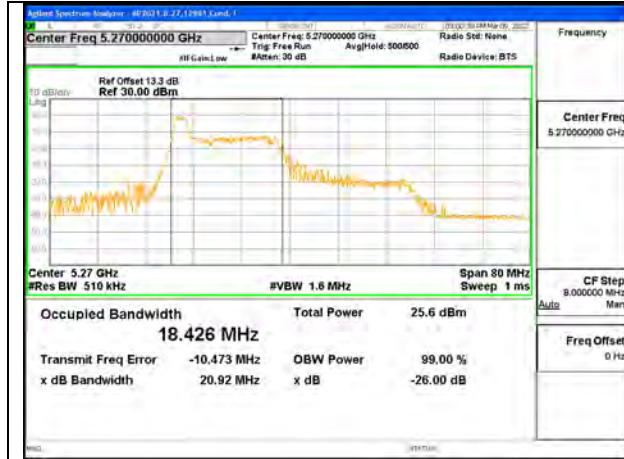
Channel	Frequency (MHz)	26dB Bandwidth (MHz)	99% Bandwidth (MHz)
Low	5270	41.30	37.946
High	5310	42.17	37.946



LOW CHANNEL

2TX Antenna 6 + Antenna 5 OFDMA MODE: 26 Tones, RU Index 0

Channel	Frequency (MHz)	26dB Bandwidth Antenna 6 (MHz)	26dB Bandwidth Antenna 5 (MHz)	99% Bandwidth Antenna 6 (MHz)	99% Bandwidth Antenna 5 (MHz)
Low	5270	20.92	20.28	18.426	18.593
High	5310	20.66	21.12	18.592	18.532



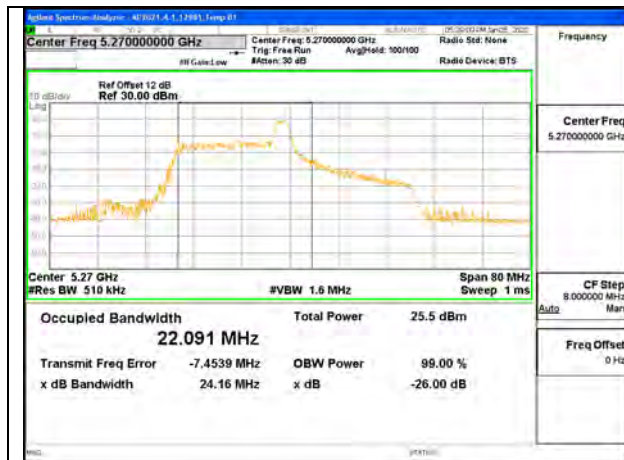
LOW CHANNEL [ANT 6]



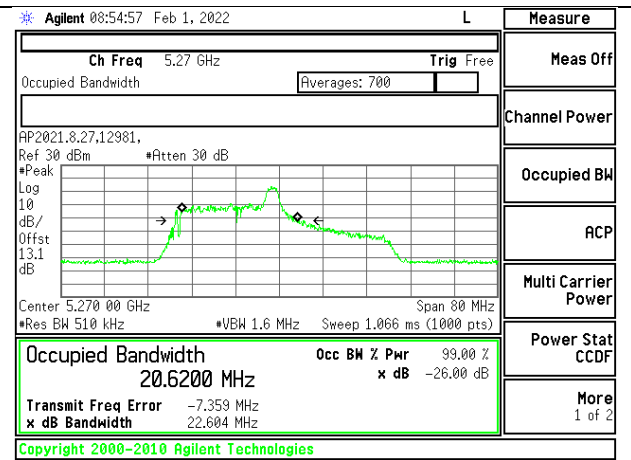
LOW CHANNEL [ANT 5]

2TX Antenna 6 + Antenna 5 OFDMA MODE: 26 Tones, RU Index 8

Channel	Frequency (MHz)	26dB Bandwidth Antenna 6 (MHz)	26dB Bandwidth Antenna 5 (MHz)	99% Bandwidth Antenna 6 (MHz)	99% Bandwidth Antenna 5 (MHz)
Low	5270	24.16	22.604	22.091	20.620
High	5310	23.05	21.423	21.997	19.922



LOW CHANNEL [ANT 6]



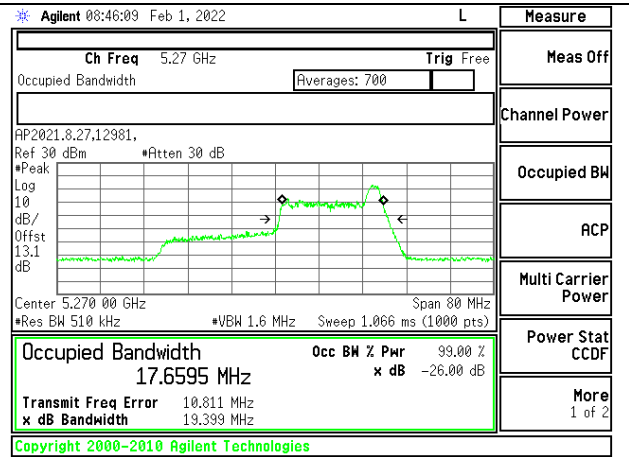
LOW CHANNEL [ANT 5]

2TX Antenna 6 + Antenna 5 OFDMA MODE: 26 Tones, RU Index 17

Channel	Frequency (MHz)	26dB Bandwidth Antenna 6 (MHz)	26dB Bandwidth Antenna 5 (MHz)	99% Bandwidth Antenna 6 (MHz)	99% Bandwidth Antenna 5 (MHz)
Low	5270	20.51	19.399	18.861	17.6595
High	5310	20.89	19.713	19.019	18.3807



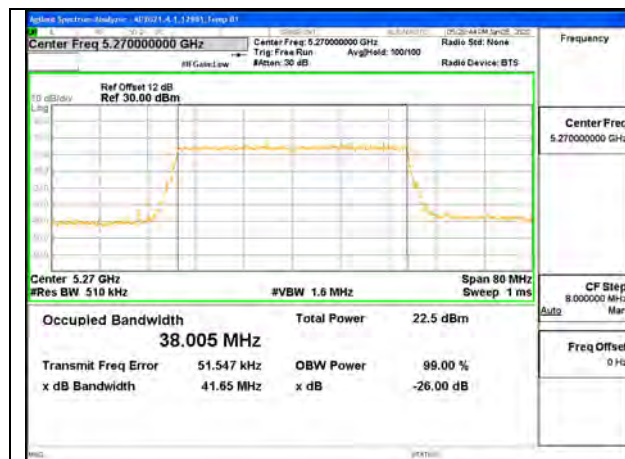
LOW CHANNEL [ANT 6]



LOW CHANNEL [ANT 5]

2TX Antenna 6 + Antenna 5 OFDMA MODE: SU Mode

Channel	Frequency (MHz)	26dB Bandwidth Antenna 6 (MHz)	26dB Bandwidth Antenna 5 (MHz)	99% Bandwidth Antenna 6 (MHz)	99% Bandwidth Antenna 5 (MHz)
Low	5270	41.65	41.08	38.005	38.019
High	5310	41.66	41.77	38.033	38.071



LOW CHANNEL [ANT 6]

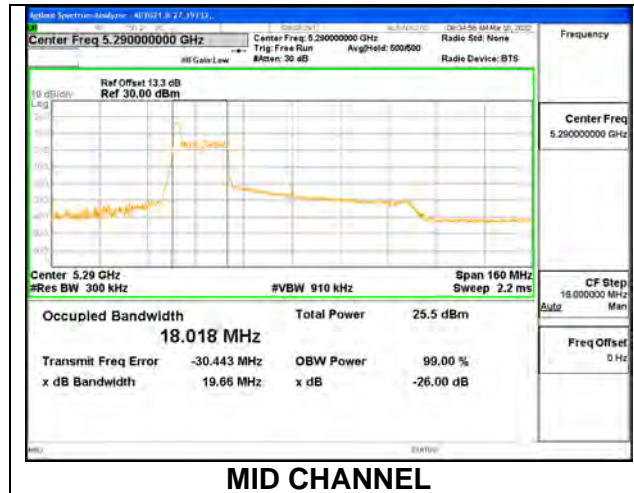


LOW CHANNEL [ANT 5]

9.2.12. 802.11ax HE80 MODE IN THE 5.3 GHz BAND

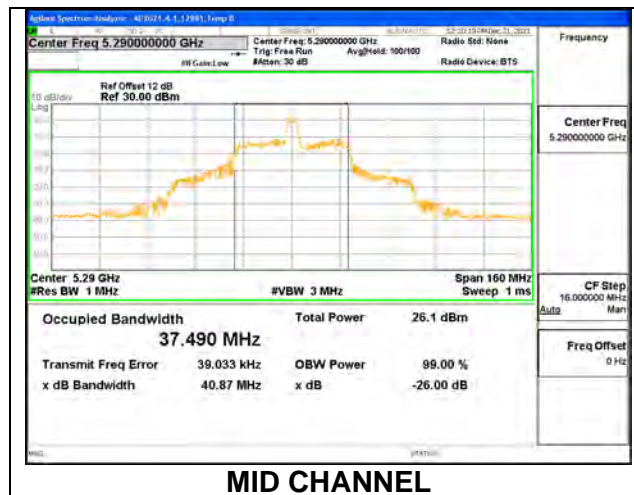
1TX Antenna 6 MODE: 26 Tones, RU Index 0 (Redo with correct RBW/VBW)

Channel	Frequency (MHz)	26dB Bandwidth (MHz)	99% Bandwidth (MHz)
Mid	5290	19.66	18.018



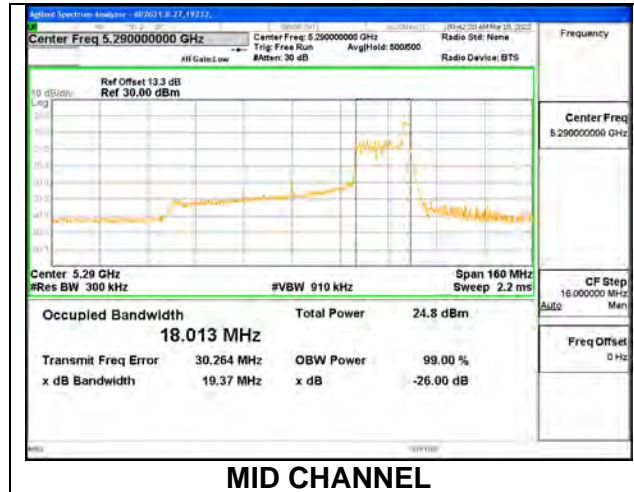
1TX Antenna 6 MODE: 26 Tones, RU Index 18

Channel	Frequency (MHz)	26dB Bandwidth (MHz)	99% Bandwidth (MHz)
Mid	5290	40.87	37.490



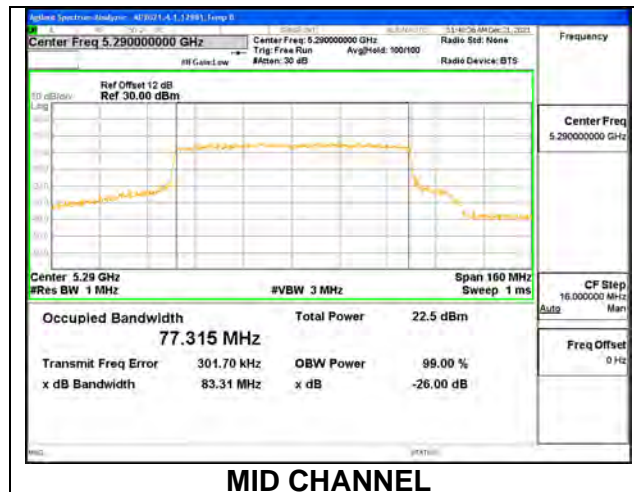
1TX Antenna 6 MODE: 26 Tones, RU Index 36

Channel	Frequency (MHz)	26dB Bandwidth (MHz)	99% Bandwidth (MHz)
Mid	5290	19.37	18.013



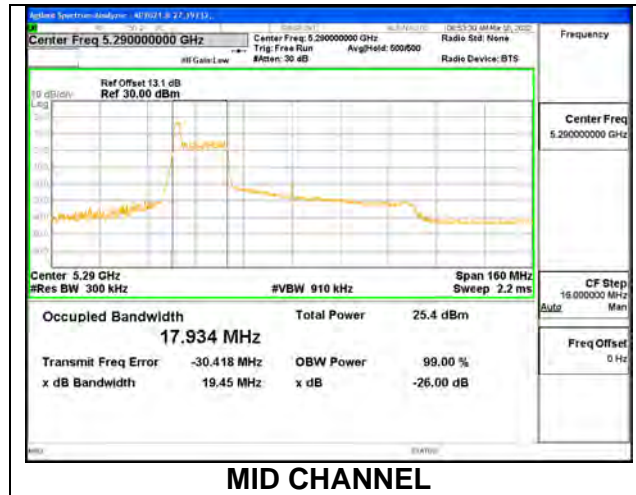
1TX Antenna 6 MODE: SU Mode

Channel	Frequency (MHz)	26dB Bandwidth (MHz)	99% Bandwidth (MHz)
Mid	5290	83.31	77.315



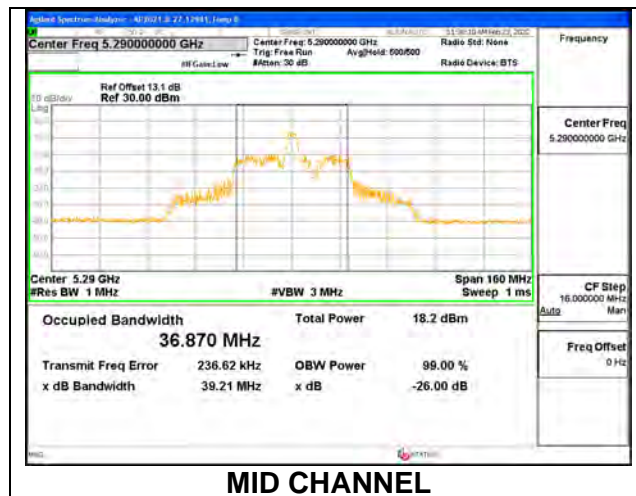
1TX Antenna 5 MODE: 26 Tones, RU Index 0

Channel	Frequency (MHz)	26dB Bandwidth (MHz)	99% Bandwidth (MHz)
Mid	5290	19.45	17.934



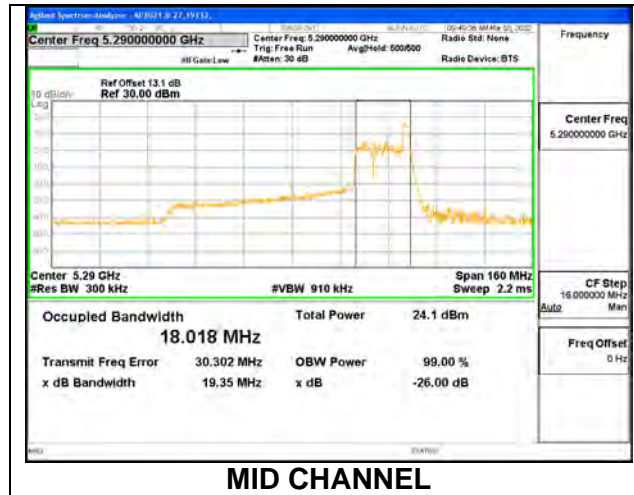
1TX Antenna 5 MODE: 26 Tones, RU Index 18

Channel	Frequency (MHz)	26dB Bandwidth (MHz)	99% Bandwidth (MHz)
Mid	5290	39.21	36.870



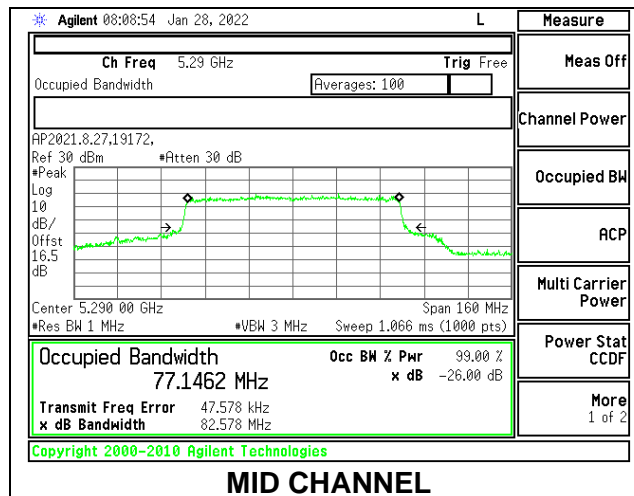
1TX Antenna 5 MODE: 26 Tones, RU Index 36

Channel	Frequency (MHz)	26dB Bandwidth (MHz)	99% Bandwidth (MHz)
Mid	5290	19.35	18.018



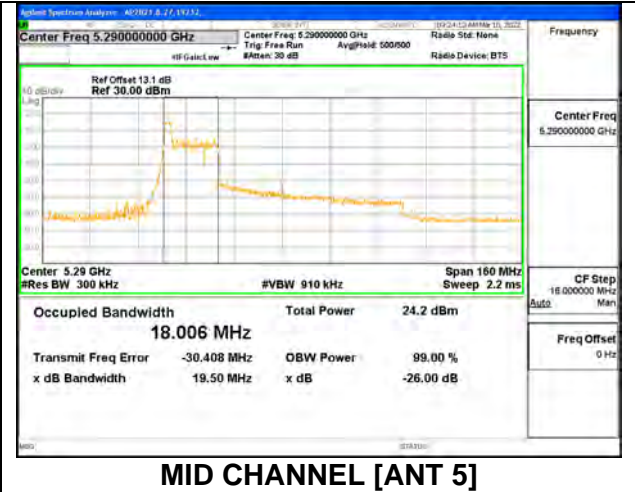
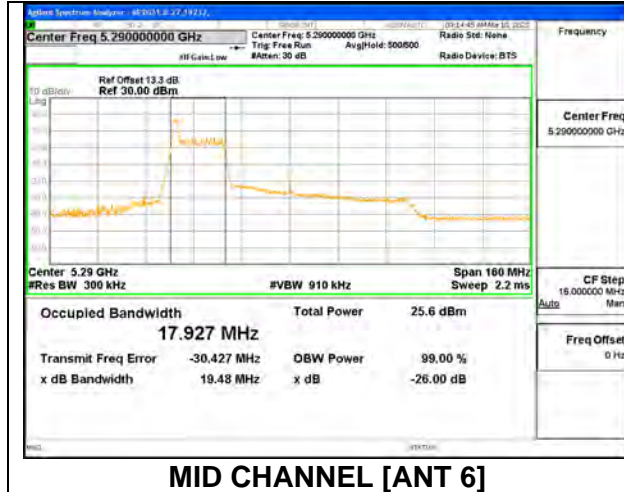
1TX Antenna 5 MODE: SU Mode

Channel	Frequency (MHz)	26dB Bandwidth (MHz)	99% Bandwidth (MHz)
Mid	5290	82.578	77.1462



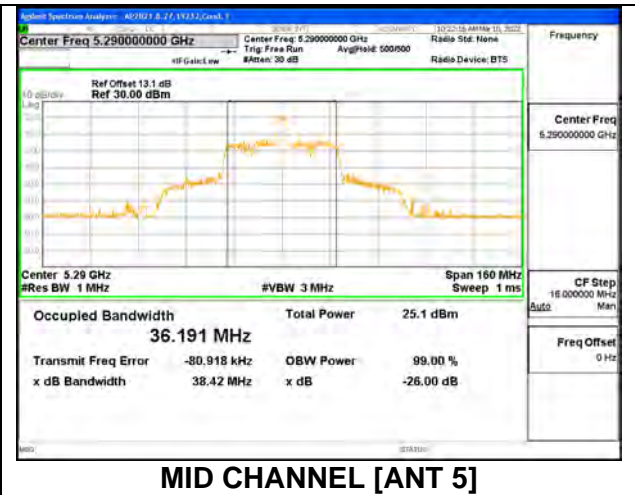
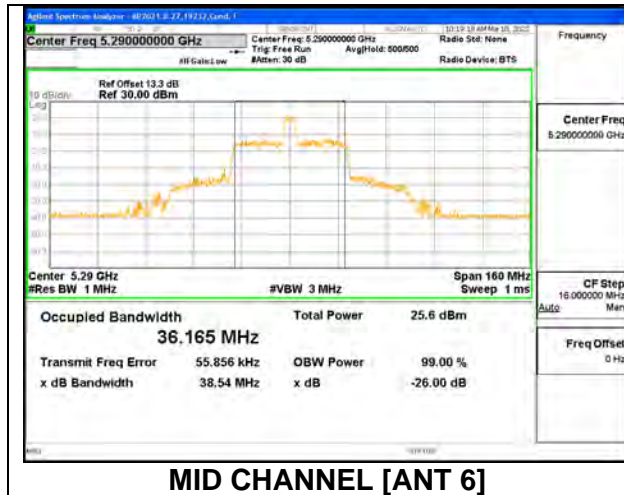
2TX Antenna 6 + Antenna 5 OFDMA MODE: 26 Tones, RU Index 0

Channel	Frequency (MHz)	26dB Bandwidth Antenna 6 (MHz)	26dB Bandwidth Antenna 5 (MHz)	99% Bandwidth Antenna 6 (MHz)	99% Bandwidth Antenna 5 (MHz)
Mid	5290	19.48	19.5	17.927	18.006



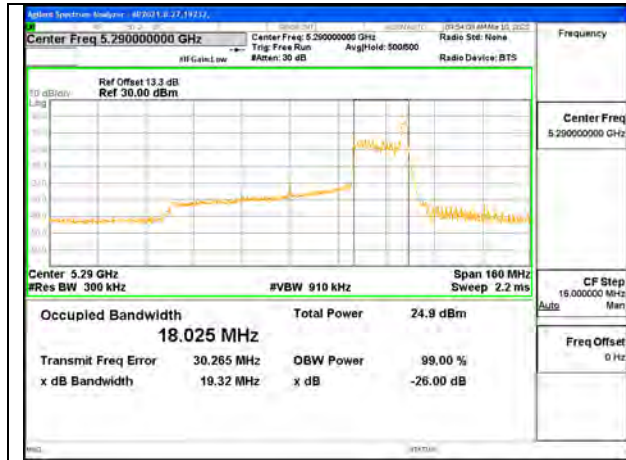
2TX Antenna 6 + Antenna 5 OFDMA MODE: 26 Tones, RU Index 18

Channel	Frequency (MHz)	26dB Bandwidth Antenna 6 (MHz)	26dB Bandwidth Antenna 5 (MHz)	99% Bandwidth Antenna 6 (MHz)	99% Bandwidth Antenna 5 (MHz)
Mid	5290	38.54	38.42	36.165	36.191

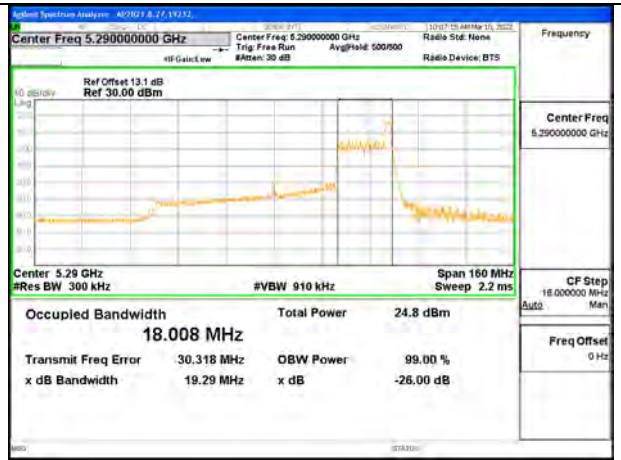


2TX Antenna 6 + Antenna 5 OFDMA MODE: 26 Tones, RU Index 36

Channel	Frequency (MHz)	26dB Bandwidth Antenna 6 (MHz)	26dB Bandwidth Antenna 5 (MHz)	99% Bandwidth Antenna 6 (MHz)	99% Bandwidth Antenna 5 (MHz)
Mid	5290	19.32	19.29	18.025	18.008



MID CHANNEL [ANT 6]



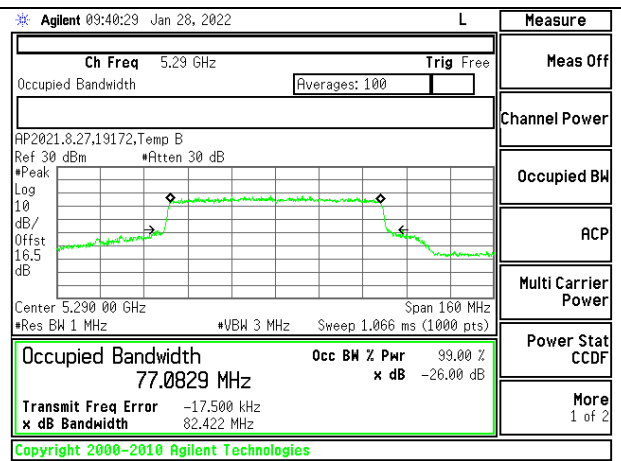
MID CHANNEL [ANT 5]

2TX Antenna 6 + Antenna 5 OFDMA MODE: SU Mode

Channel	Frequency (MHz)	26dB Bandwidth Antenna 6 (MHz)	26dB Bandwidth Antenna 5 (MHz)	99% Bandwidth Antenna 6 (MHz)	99% Bandwidth Antenna 5 (MHz)
Mid	5290	82.63	82.422	77.261	77.0829



MID CHANNEL [ANT 6]

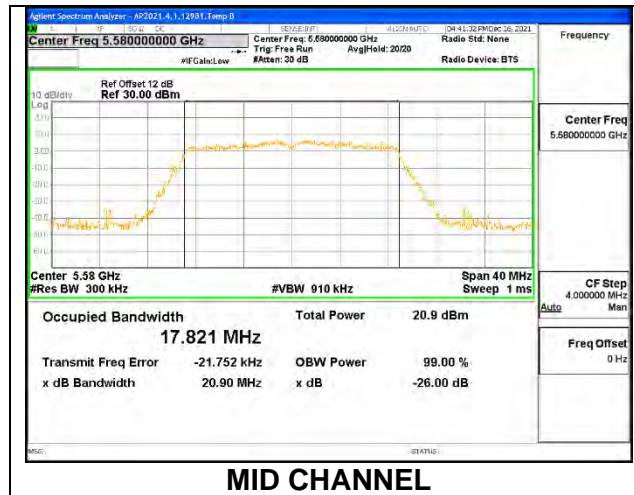


MID CHANNEL [ANT 5]

9.2.13. 802.11n HT20 MODE IN THE 5.6 GHz BAND

1TX Antenna 6 MODE

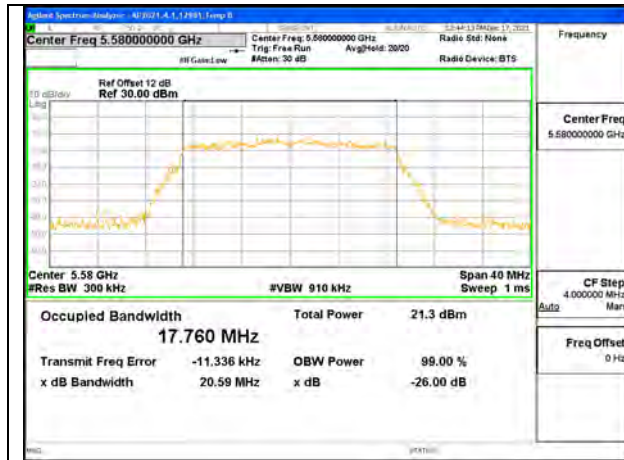
Channel	Frequency (MHz)	26dB Bandwidth (MHz)	99% Bandwidth (MHz)
Low	5500	22.88	17.916
Mid	5580	20.90	17.821
High	5700	24.81	17.821
144	5720	20.88	17.880



MID CHANNEL

2TX Antenna 6 + Antenna 5 CDD MODE

Channel	Frequency (MHz)	26dB Bandwidth Antenna 6 (MHz)	26dB Bandwidth Antenna 5 (MHz)	99% Bandwidth Antenna 6 (MHz)	99% Bandwidth Antenna 5 (MHz)
Low	5500	21.43	21.94	17.861	17.902
Mid	5580	20.59	20.74	17.760	17.779
High	5700	21.24	21.43	17.840	17.884
144	5720	20.88	20.77	17.784	17.765



MID CHANNEL [ANT 6]

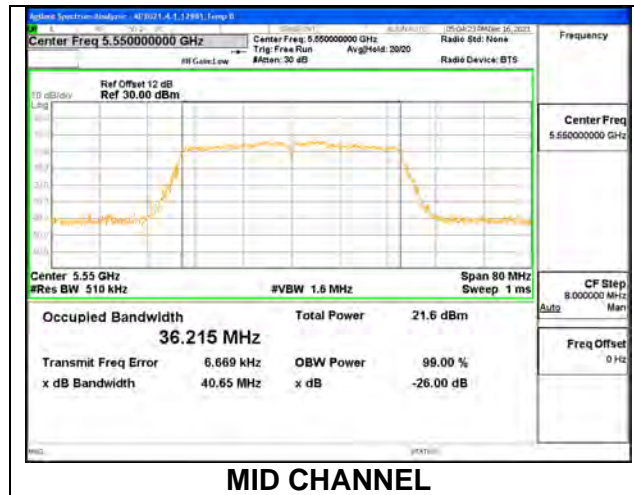


MID CHANNEL [ANT 5]

9.2.14. 802.11n HT40 MODE IN THE 5.6 GHz BAND

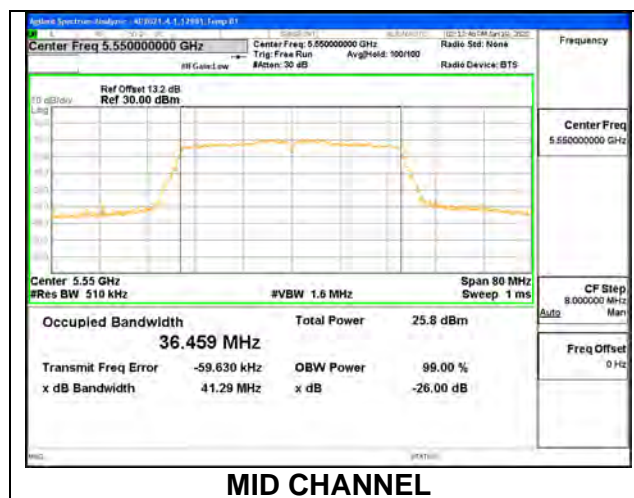
1TX Antenna 6 MODE

Channel	Frequency (MHz)	26dB Bandwidth (MHz)	99% Bandwidth (MHz)
Low	5510	43.68	36.305
Mid	5550	40.65	36.215
High	5670	44.38	36.264
142	5710	41.32	36.363



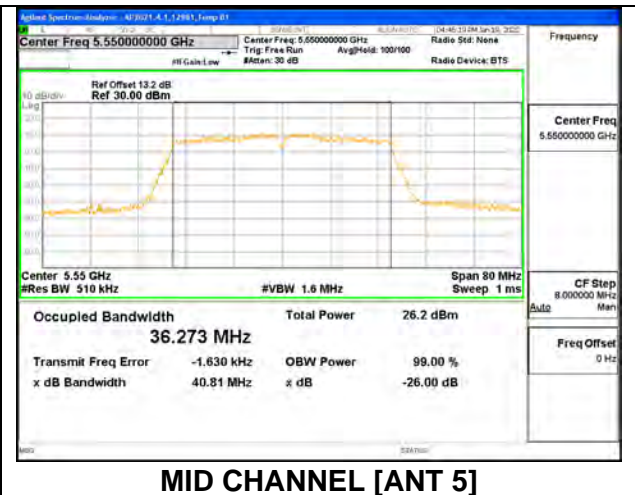
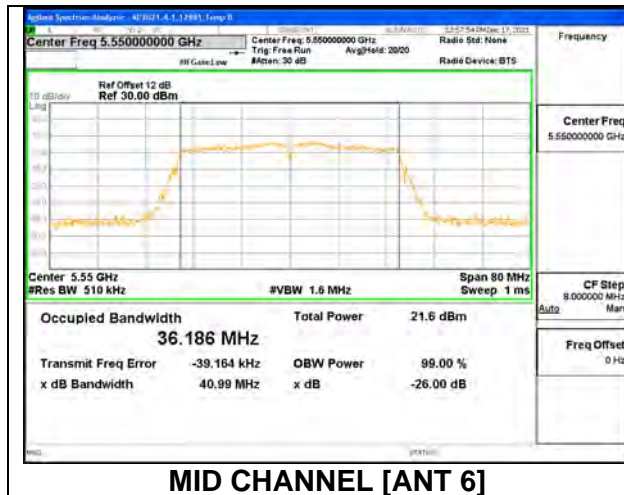
1TX Antenna 5 MODE

Channel	Frequency (MHz)	26dB Bandwidth (MHz)	99% Bandwidth (MHz)
Low	5510	42.19	36.546
Mid	5550	41.29	36.459
High	5670	45.74	36.527
142	5710	41.17	36.450



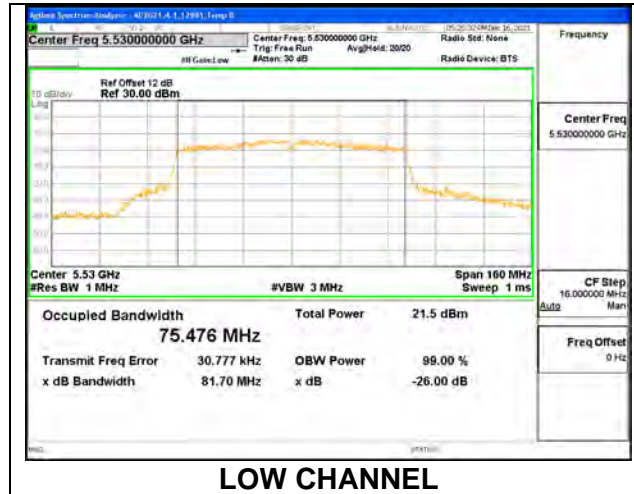
2TX Antenna 6 + Antenna 5 CDD MODE

Channel	Frequency (MHz)	26dB Bandwidth Antenna 6 (MHz)	26dB Bandwidth Antenna 5 (MHz)	99% Bandwidth Antenna 6 (MHz)	99% Bandwidth Antenna 5 (MHz)
Low	5510	41.14	41.03	36.422	36.242
Mid	5550	40.99	40.81	36.186	36.273
High	5670	41.82	42.22	36.255	36.398
144	5710	40.64	40.53	36.213	36.235



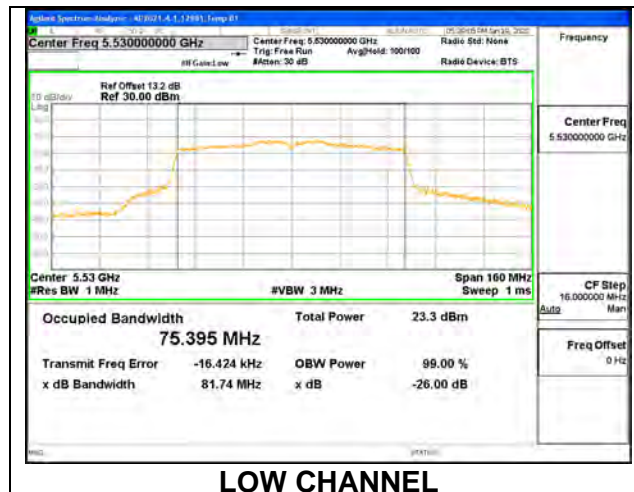
9.2.15. **802.11ac VHT80 MODE IN THE 5.6 GHz BAND**
1TX Antenna 6 MODE

Channel	Frequency (MHz)	26dB Bandwidth (MHz)	99% Bandwidth (MHz)
Low	5530	81.70	75.476
High	5610	81.55	75.520
138	5690	80.72	75.308



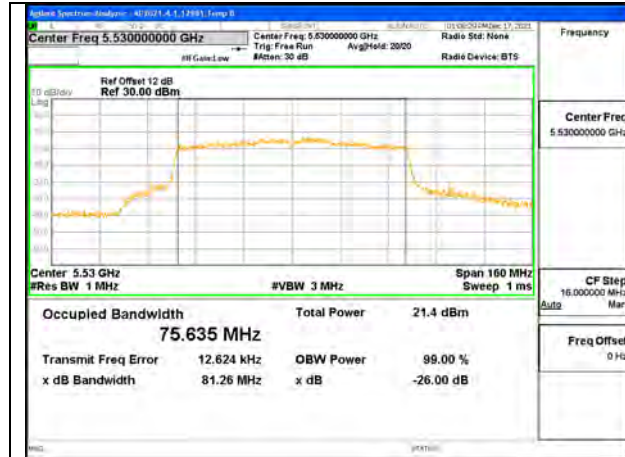
1TX Antenna 5 MODE

Channel	Frequency (MHz)	26dB Bandwidth (MHz)	99% Bandwidth (MHz)
Low	5530	81.74	75.395
High	5610	86.68	75.604
138	5690	81.43	75.439

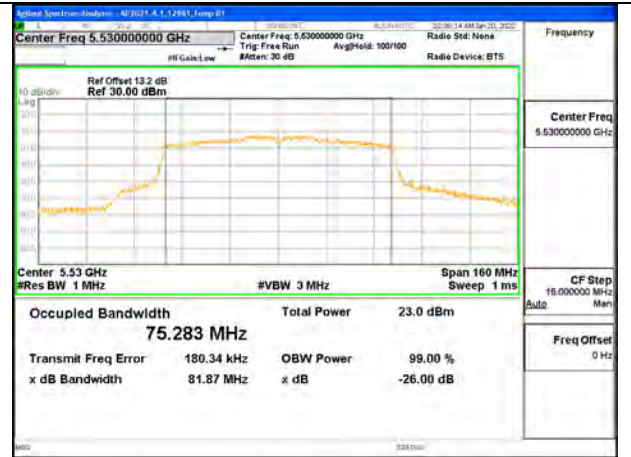


2TX Antenna 6 + Antenna 5 CDD MODE

Channel	Frequency (MHz)	26dB Bandwidth Antenna 6 (MHz)	26dB Bandwidth Antenna 5 (MHz)	99% Bandwidth Antenna 6 (MHz)	99% Bandwidth Antenna 5 (MHz)
Low	5530	81.26	81.87	75.635	75.283
High	5610	88.47	88.71	75.554	75.449
138	5690	81.06	81.22	75.525	75.457



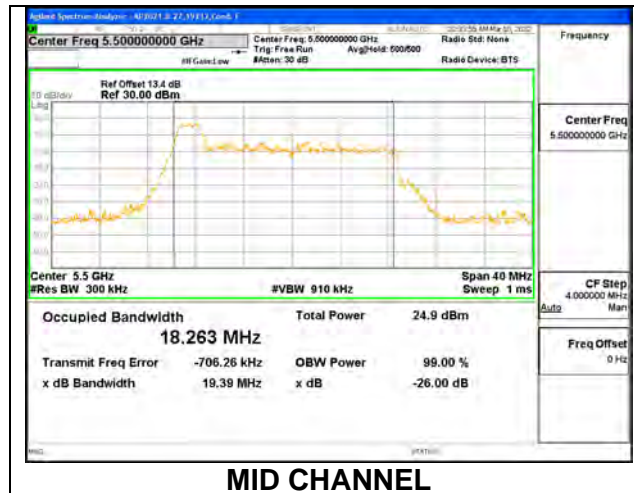
LOW CHANNEL [ANT 6]



LOW CHANNEL [ANT 5]

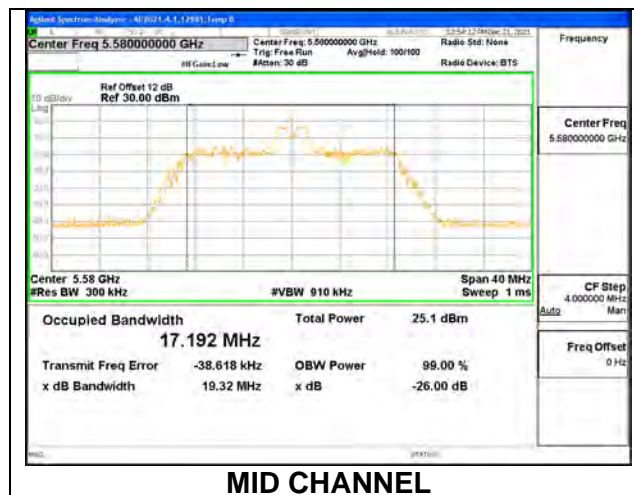
9.2.16. **802.11ax HE20 MODE IN THE 5.6 GHz BAND**
1TX Antenna 6 MODE: 26 Tones, RU Index 0

Channel	Frequency (MHz)	26dB Bandwidth (MHz)	99% Bandwidth (MHz)
Low	5500	19.39	18.263
Mid	5580	19.90	18.369
High	5700	20.02	18.391
144	5720	19.69	18.457



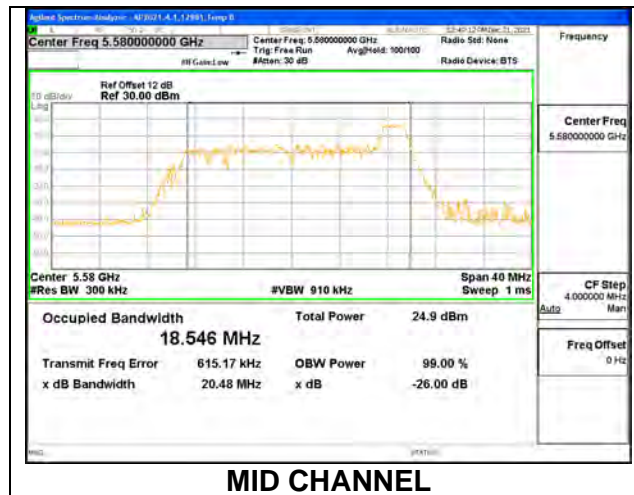
1TX Antenna 6 MODE: 26 Tones, RU Index 4

Channel	Frequency (MHz)	26dB Bandwidth (MHz)	99% Bandwidth (MHz)
Low	5500	18.90	17.290
Mid	5580	19.32	17.192
High	5700	19.11	17.183
144	5720	19.24	17.158



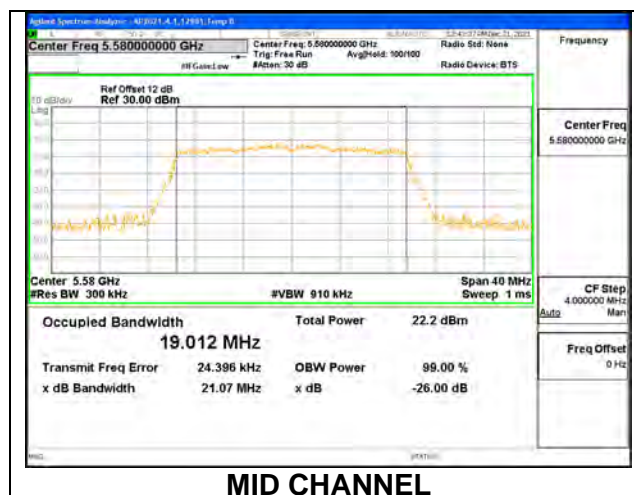
1TX Antenna 6 MODE: 26 Tones, RU Index 8

Channel	Frequency (MHz)	26dB Bandwidth (MHz)	99% Bandwidth (MHz)
Low	5500	20.67	18.636
Mid	5580	20.48	18.546
High	5700	19.99	18.400
144	5720	20.49	18.572



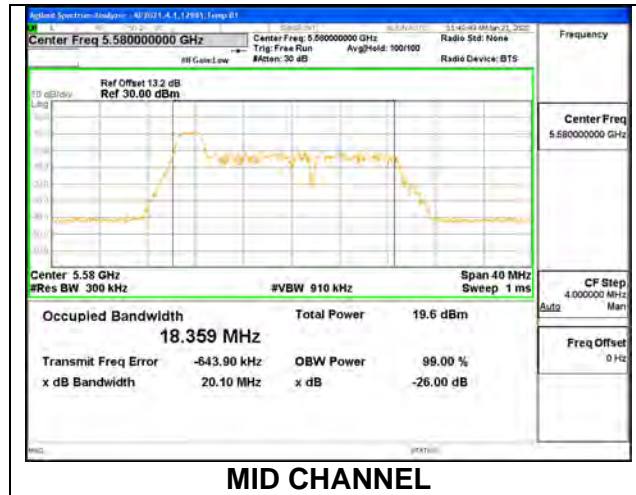
1TX Antenna 6 MODE: SU Mode

Channel	Frequency (MHz)	26dB Bandwidth (MHz)	99% Bandwidth (MHz)
Low	5500	21.18	19.033
Mid	5580	21.07	19.012
High	5700	20.95	19.033
144	5720	20.97	18.961



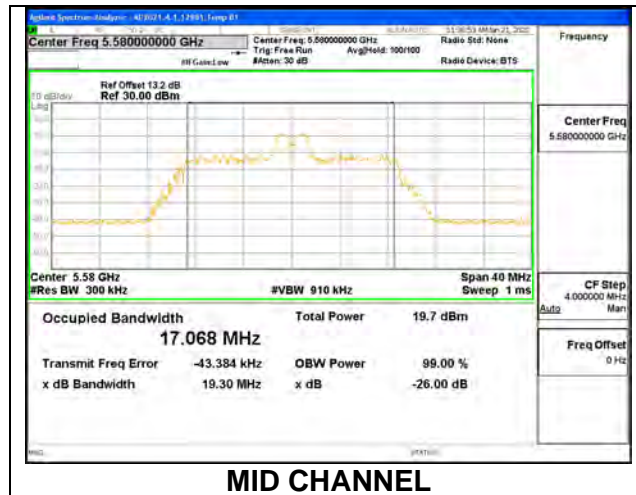
1TX Antenna 5 MODE: 26 Tones, RU Index 0

Channel	Frequency (MHz)	26dB Bandwidth (MHz)	99% Bandwidth (MHz)
Low	5500	19.99	18.411
Mid	5580	20.10	18.359
High	5700	20.01	18.443
144	5720	20.02	18.444



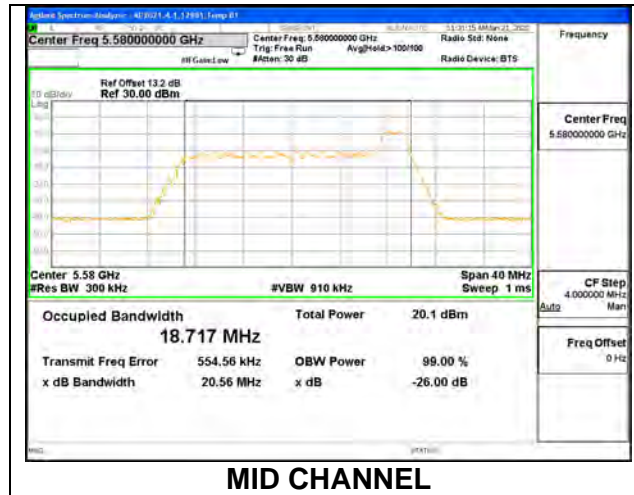
1TX Antenna 5 MODE: 26 Tones, RU Index 4

Channel	Frequency (MHz)	26dB Bandwidth (MHz)	99% Bandwidth (MHz)
Low	5500	18.83	17.066
Mid	5580	19.30	17.068
High	5700	18.43	17.043
144	5720	19.07	17.194



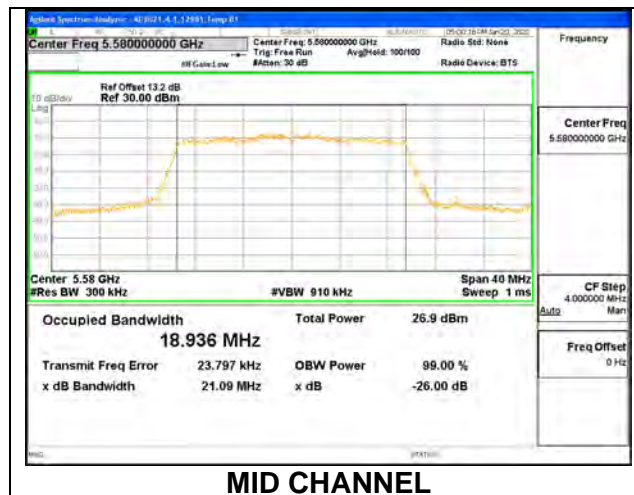
1TX Antenna 5 MODE: 26 Tones, RU Index 8

Channel	Frequency (MHz)	26dB Bandwidth (MHz)	99% Bandwidth (MHz)
Low	5500	20.48	18.181
Mid	5580	20.56	18.717
High	5700	20.57	18.419
144	5720	20.65	18.600



1TX Antenna 5 MODE: SU Mode

Channel	Frequency (MHz)	26dB Bandwidth (MHz)	99% Bandwidth (MHz)
Low	5500	21.43	18.954
Mid	5580	21.09	18.936
High	5700	21.56	18.972
144	5720	20.95	18.972



2TX Antenna 6 + Antenna 5 OFDMA MODE: 26 Tones, RU Index 0

Channel	Frequency (MHz)	26dB Bandwidth Antenna 6 (MHz)	26dB Bandwidth Antenna 5 (MHz)	99% Bandwidth Antenna 6 (MHz)	99% Bandwidth Antenna 5 (MHz)
Low	5500	19.78	19.57	18.327	18.290
Mid	5580	20.01	19.64	18.081	18.231
High	5700	20.09	19.58	18.429	18.352
144	5720	19.93	19.74	18.292	18.155



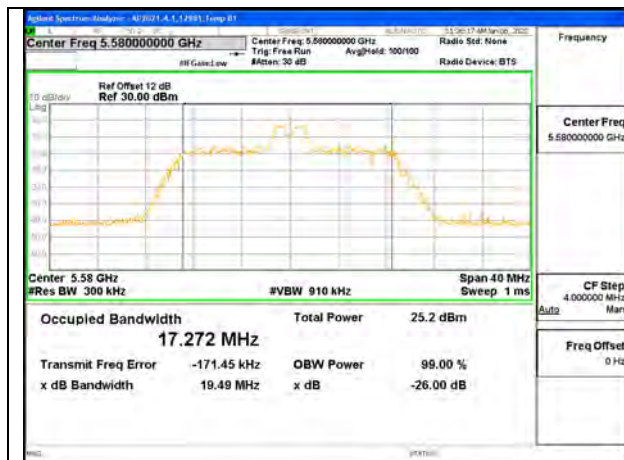
MID CHANNEL [ANT 6]



MID CHANNEL [ANT 5]

2TX Antenna 6 + Antenna 5 OFDMA MODE: 26 Tones, RU Index 4

Channel	Frequency (MHz)	26dB Bandwidth Antenna 6 (MHz)	26dB Bandwidth Antenna 5 (MHz)	99% Bandwidth Antenna 6 (MHz)	99% Bandwidth Antenna 5 (MHz)
Low	5500	19.42	18.32	17.180	16.905
Mid	5580	19.49	18.15	17.272	16.859
High	5700	19.33	18.02	17.010	16.772
144	5720	19.37	18.32	17.128	16.719



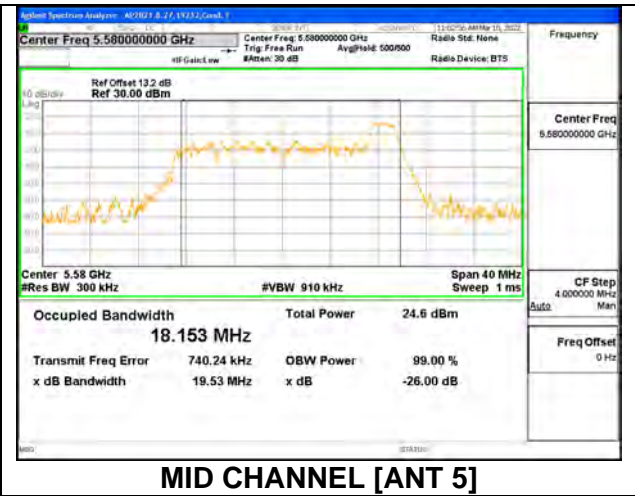
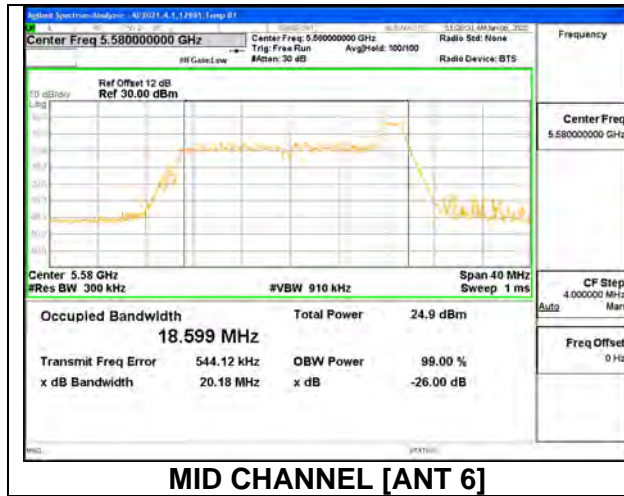
MID CHANNEL [ANT 6]



MID CHANNEL [ANT 5]

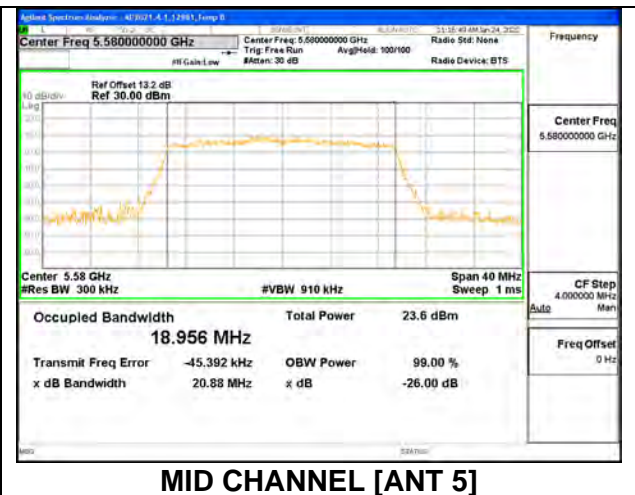
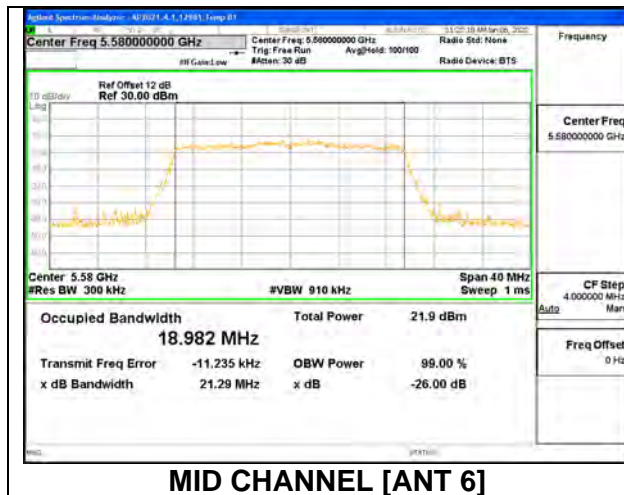
2TX Antenna 6 + Antenna 5 OFDMA MODE: 26 Tones, RU Index 8

Channel	Frequency (MHz)	26dB Bandwidth Antenna 6 (MHz)	26dB Bandwidth Antenna 5 (MHz)	99% Bandwidth Antenna 6 (MHz)	99% Bandwidth Antenna 5 (MHz)
Low	5500	20.51	19.79	18.557	18.277
Mid	5580	20.18	19.53	18.599	18.153
High	5700	20.42	19.67	18.515	18.334
144	5720	19.83	19.80	18.460	18.421



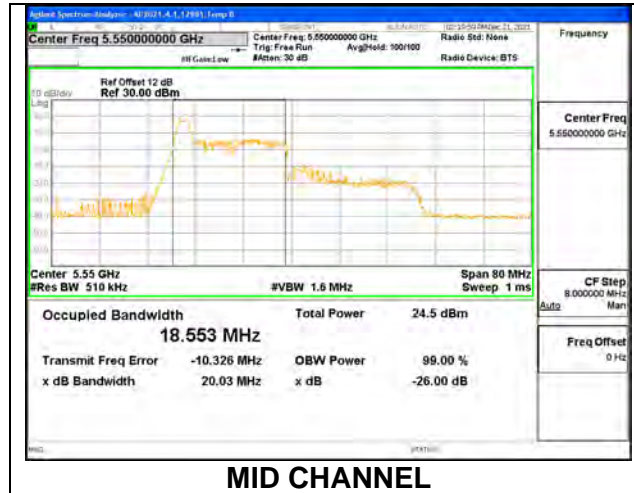
2TX Antenna 6 + Antenna 5 OFDMA MODE: SU Mode

Channel	Frequency (MHz)	26dB Bandwidth Antenna 6 (MHz)	26dB Bandwidth Antenna 5 (MHz)	99% Bandwidth Antenna 6 (MHz)	99% Bandwidth Antenna 5 (MHz)
Low	5500	21.45	21.13	19.017	19.002
Mid	5580	21.29	20.88	18.982	18.956
High	5700	21.58	21.91	18.969	19.003
144	5720	20.90	21.14	18.991	19.004



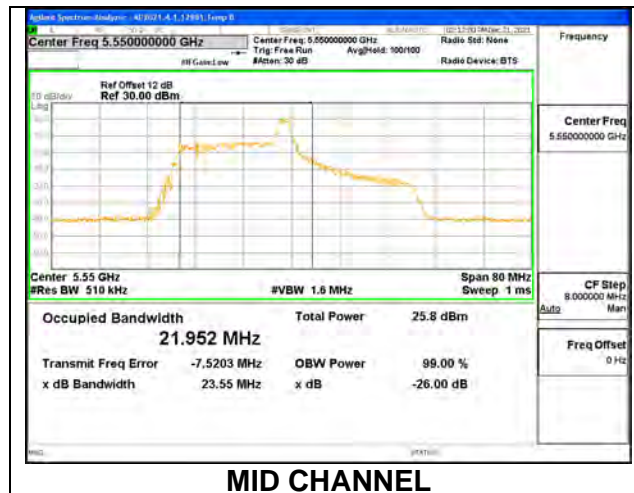
9.2.17. 802.11ax HE40 MODE IN THE 5.6 GHz BAND
1TX Antenna 6 MODE: 26 Tones, RU Index 0

Channel	Frequency (MHz)	26dB Bandwidth (MHz)	99% Bandwidth (MHz)
Low	5510	21.73	18.996
Mid	5550	20.03	18.553
High	5670	21.37	19.065
142	5710	20.80	18.484



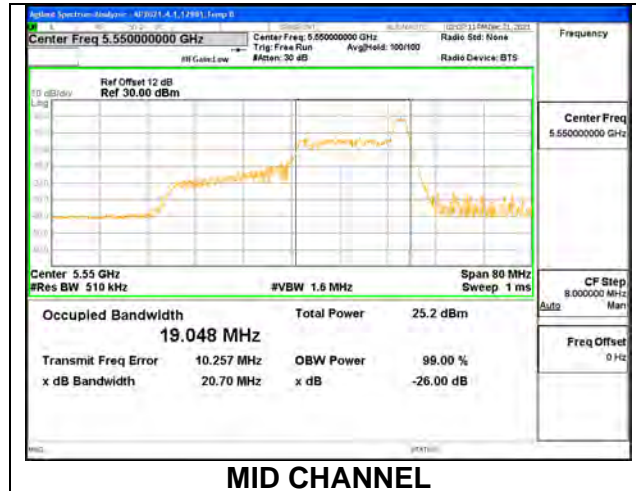
1TX Antenna 6 MODE: 26 Tones, RU Index 8

Channel	Frequency (MHz)	26dB Bandwidth (MHz)	99% Bandwidth (MHz)
Low	5510	23.13	21.375
Mid	5550	23.55	21.952
High	5670	23.40	22.348
142	5710	24.06	21.196



1TX Antenna 6 MODE: 26 Tones, RU Index 17

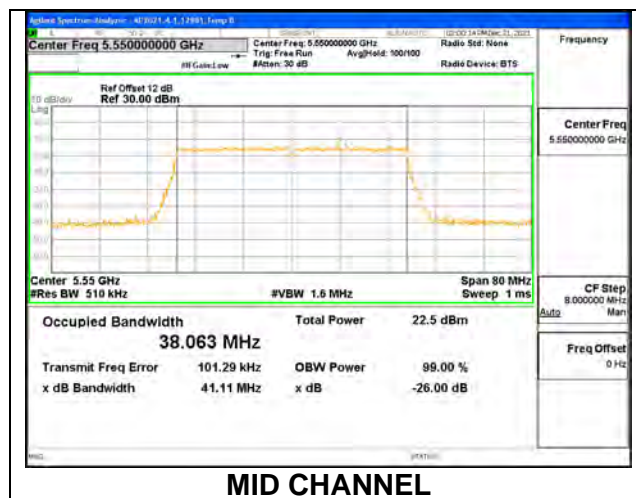
Channel	Frequency (MHz)	26dB Bandwidth (MHz)	99% Bandwidth (MHz)
Low	5510	21.16	19.014
Mid	5550	20.70	19.048
High	5670	20.34	18.733
142	5710	21.28	19.057



MID CHANNEL

1TX Antenna 6 MODE: SU Mode

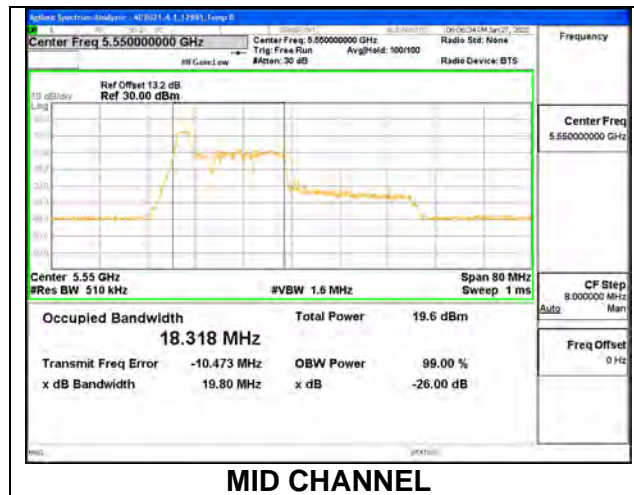
Channel	Frequency (MHz)	26dB Bandwidth (MHz)	99% Bandwidth (MHz)
Low	5510	41.87	37.973
Mid	5550	41.11	38.063
High	5670	43.57	38.072
142	5710	41.04	38.018



MID CHANNEL

1TX Antenna 5 MODE: 26 Tones, RU Index 0

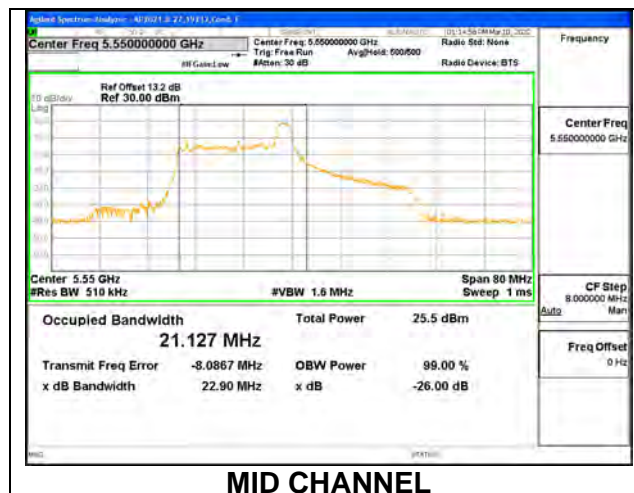
Channel	Frequency (MHz)	26dB Bandwidth (MHz)	99% Bandwidth (MHz)
Low	5510	20.03	18.301
Mid	5550	19.80	18.318
High	5670	20.26	18.391
142	5710	21.25	18.635



MID CHANNEL

1TX Antenna 5 MODE: 26 Tones, RU Index 8

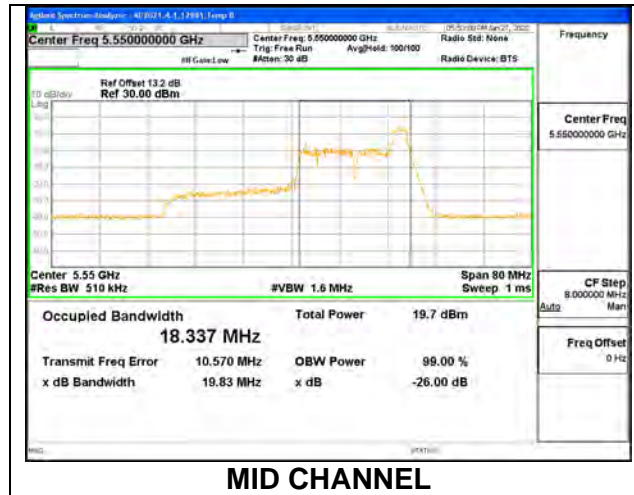
Channel	Frequency (MHz)	26dB Bandwidth (MHz)	99% Bandwidth (MHz)
Low	5510	23.27	21.502
Mid	5550	22.9	21.127
High	5670	23.72	21.738
142	5710	24.10	21.690



MID CHANNEL

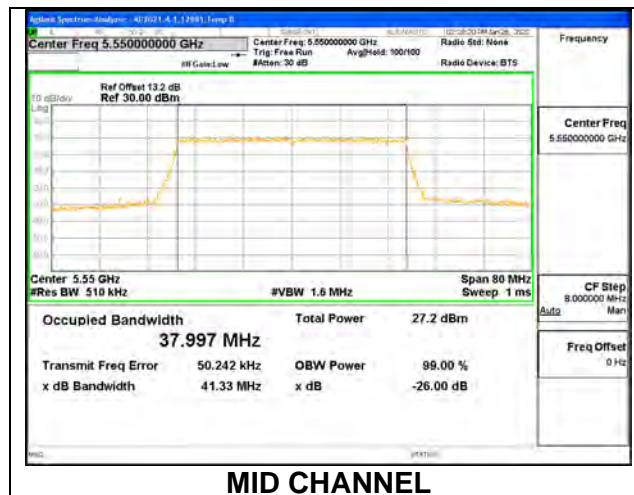
1TX Antenna 5 MODE: 26 Tones, RU Index 17

Channel	Frequency (MHz)	26dB Bandwidth (MHz)	99% Bandwidth (MHz)
Low	5510	19.93	18.111
Mid	5550	19.83	18.337
High	5670	19.71	18.225
142	5710	21.13	18.591



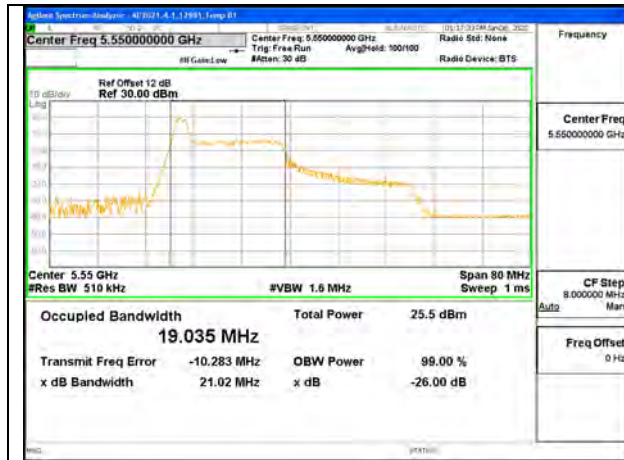
1TX Antenna 5 MODE: SU Mode

Channel	Frequency (MHz)	26dB Bandwidth (MHz)	99% Bandwidth (MHz)
Low	5510	42.38	38.047
Mid	5550	41.33	37.997
High	5670	45.97	38.121
142	5710	41.61	38.071

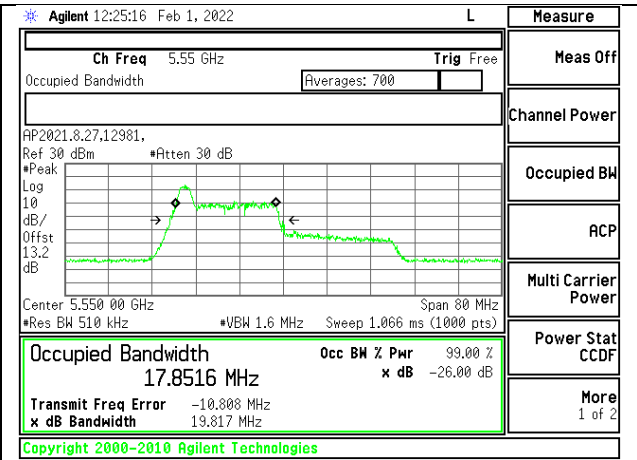


2TX Antenna 6 + Antenna 5 OFDMA MODE: 26 Tones, RU Index 0

Channel	Frequency (MHz)	26dB Bandwidth Antenna 6 (MHz)	26dB Bandwidth Antenna 5 (MHz)	99% Bandwidth Antenna 6 (MHz)	99% Bandwidth Antenna 5 (MHz)
Low	5510	21.04	19.591	18.813	17.7922
Mid	5550	21.02	19.817	19.035	17.8516
High	5670	20.14	19.703	18.594	18.2259
144	5710	21.04	19.342	18.925	17.8119



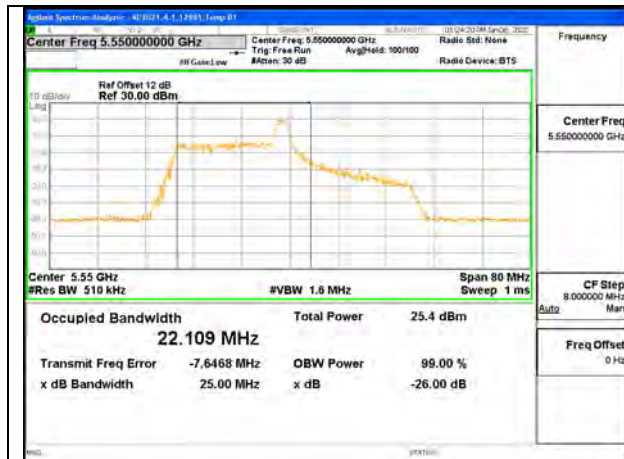
MID CHANNEL [ANT 6]



MID CHANNEL [ANT 5]

2TX Antenna 6 + Antenna 5 OFDMA MODE: 26 Tones, RU Index 8

Channel	Frequency (MHz)	26dB Bandwidth Antenna 6 (MHz)	26dB Bandwidth Antenna 5 (MHz)	99% Bandwidth Antenna 6 (MHz)	99% Bandwidth Antenna 5 (MHz)
Low	5510	24.03	21.837	22.121	20.4913
Mid	5550	25.00	23.16	22.109	21.332
High	5670	24.12	21.867	21.641	20.4697
144	5710	23.96	22.451	21.893	20.4227



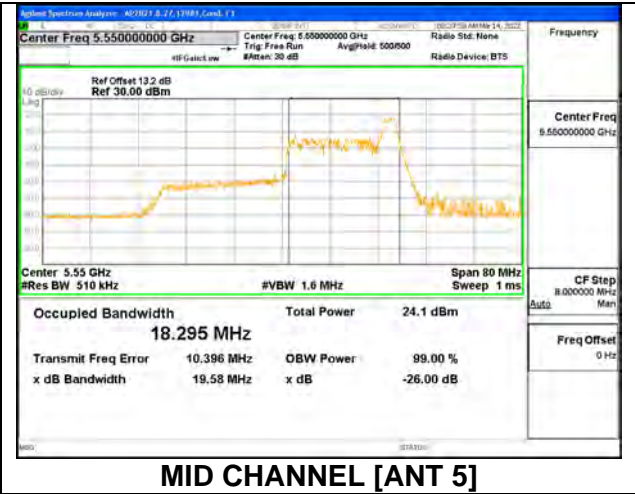
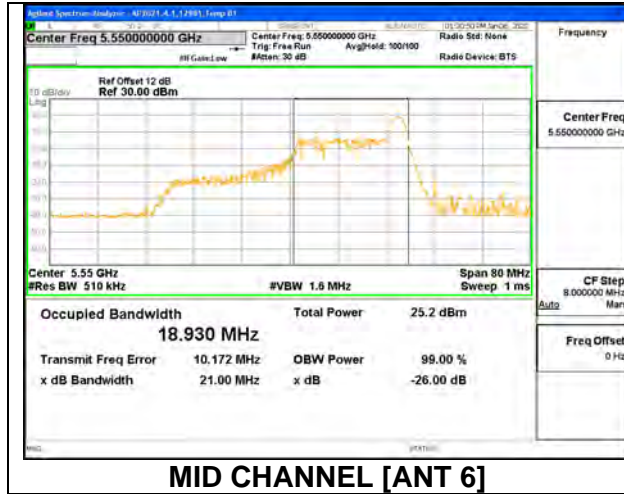
MID CHANNEL [ANT 6]



MID CHANNEL [ANT 5]

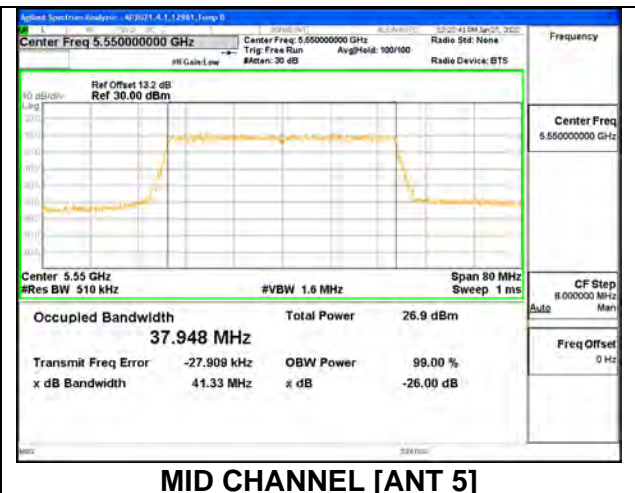
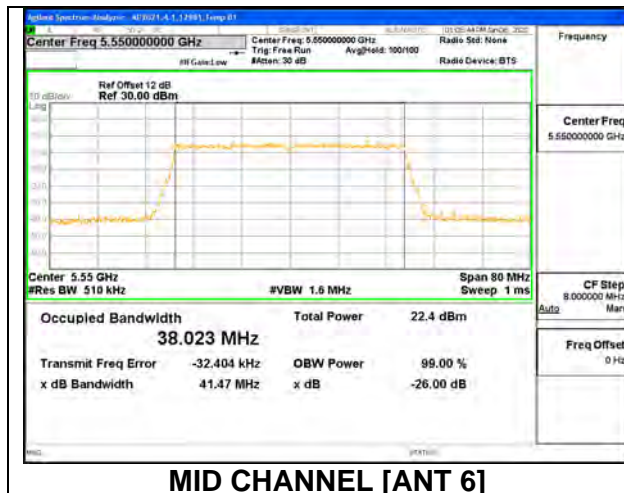
2TX Antenna 6 + Antenna 5 OFDMA MODE: 26 Tones, RU Index 17

Channel	Frequency (MHz)	26dB Bandwidth Antenna 6 (MHz)	26dB Bandwidth Antenna 5 (MHz)	99% Bandwidth Antenna 6 (MHz)	99% Bandwidth Antenna 5 (MHz)
Low	5510	20.97	19.797	19.189	18.2646
Mid	5550	21.00	19.58	18.930	18.295
High	5670	21.25	19.69	19.099	18.19
144	5710	20.83	19.81	19.059	18.388



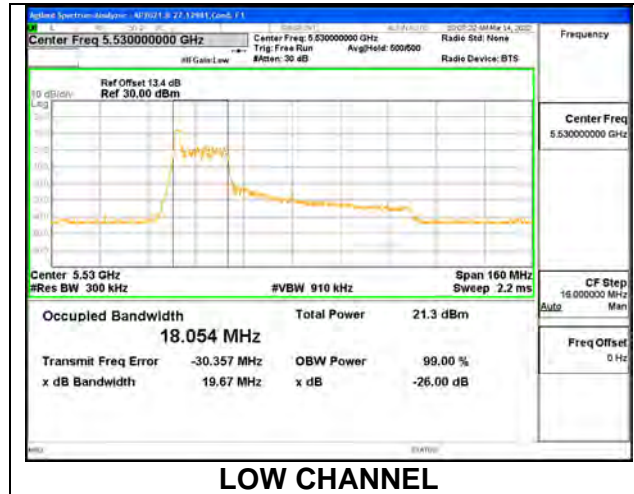
2TX Antenna 6 + Antenna 5 OFDMA MODE: SU Mode

Channel	Frequency (MHz)	26dB Bandwidth Antenna 6 (MHz)	26dB Bandwidth Antenna 5 (MHz)	99% Bandwidth Antenna 6 (MHz)	99% Bandwidth Antenna 5 (MHz)
Low	5510	42.53	43.16	38.013	38.033
Mid	5550	41.47	41.33	38.023	37.948
High	5670	44.98	42.59	38.063	38.010
144	5710	41.09	41.33	38.008	37.980



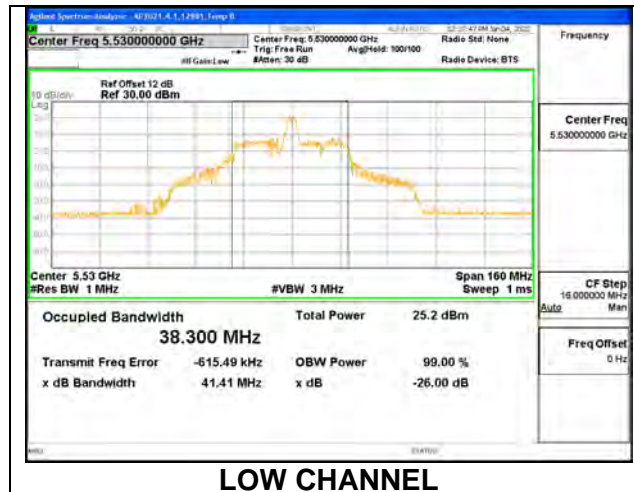
9.2.18. **802.11ax HE80 MODE IN THE 5.6 GHz BAND**
1TX Antenna 6 MODE: 26 Tones, RU Index 0

Channel	Frequency (MHz)	26dB Bandwidth (MHz)	99% Bandwidth (MHz)
Low	5530	19.67	18.054
High	5610	19.63	18.16
138	5690	19.58	18.269



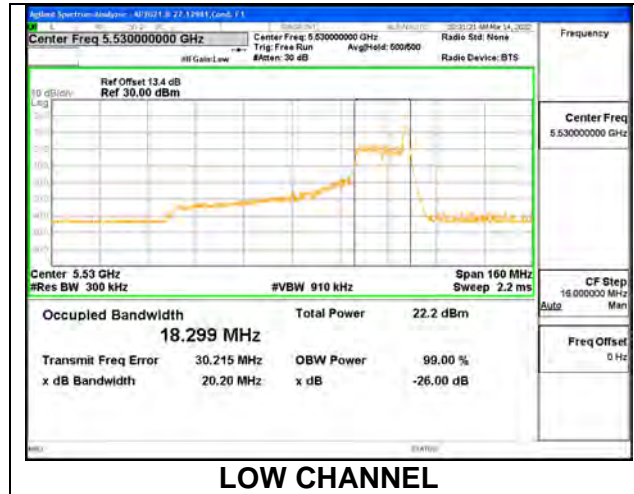
1TX Antenna 6 MODE: 26 Tones, RU Index 18

Channel	Frequency (MHz)	26dB Bandwidth (MHz)	99% Bandwidth (MHz)
Low	5530	41.41	38.3
High	5610	39.55	37.76
138	5690	40.55	36.783



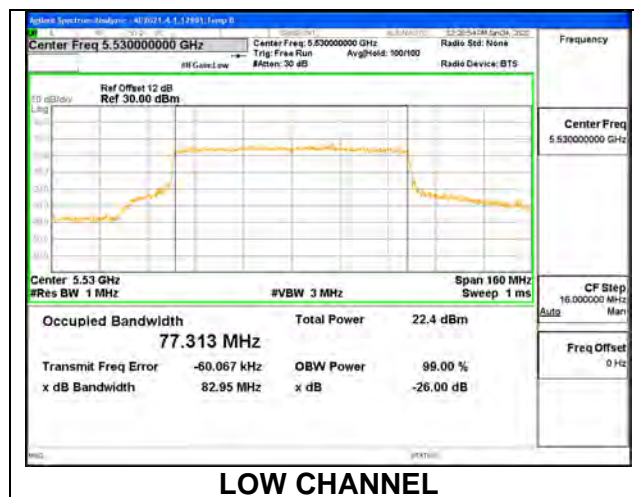
1TX Antenna 6 MODE: 26 Tones, RU Index 36

Channel	Frequency (MHz)	26dB Bandwidth (MHz)	99% Bandwidth (MHz)
Low	5530	20.2	18.299
High	5610	20.31	18.38
138	5690	20.2	18.166



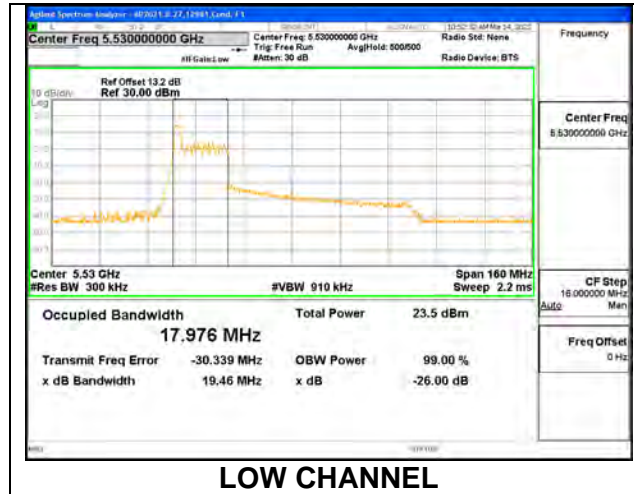
1TX Antenna 6 MODE: SU Mode

Channel	Frequency (MHz)	26dB Bandwidth (MHz)	99% Bandwidth (MHz)
Low	5530	82.95	77.313
High	5610	83.59	77.329
138	5690	82.25	77.097



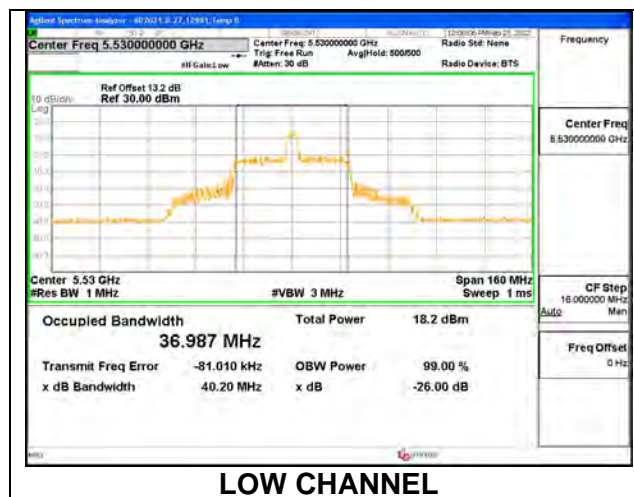
1TX Antenna 5 MODE: 26 Tones, RU Index 0

Channel	Frequency (MHz)	26dB Bandwidth (MHz)	99% Bandwidth (MHz)
Low	5530	19.46	17.976
High	5610	19.42	17.973
138	5690	19.32	17.964



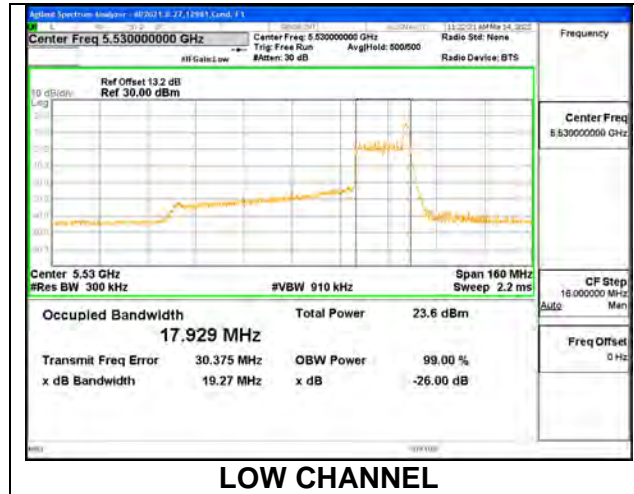
1TX Antenna 5 MODE: 26 Tones, RU Index 18

Channel	Frequency (MHz)	26dB Bandwidth (MHz)	99% Bandwidth (MHz)
Low	5530	40.2	36.987
High	5610	39.14	36.352
138	5690	39.93	37.07



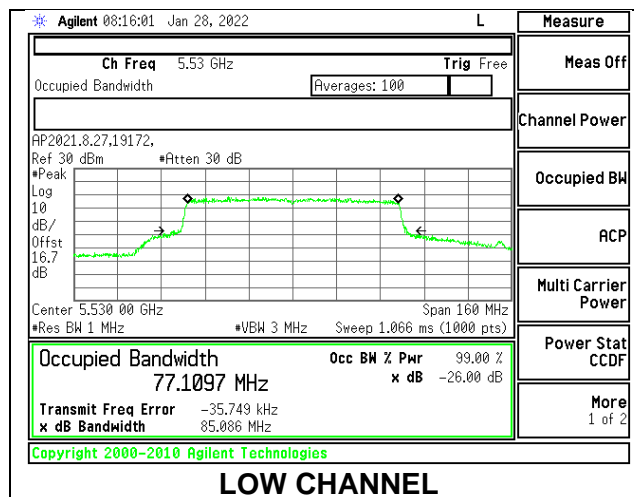
1TX Antenna 5 MODE: 26 Tones, RU Index 36

Channel	Frequency (MHz)	26dB Bandwidth (MHz)	99% Bandwidth (MHz)
Low	5530	19.27	17.929
High	5610	19.25	17.98
138	5690	19.48	17.984



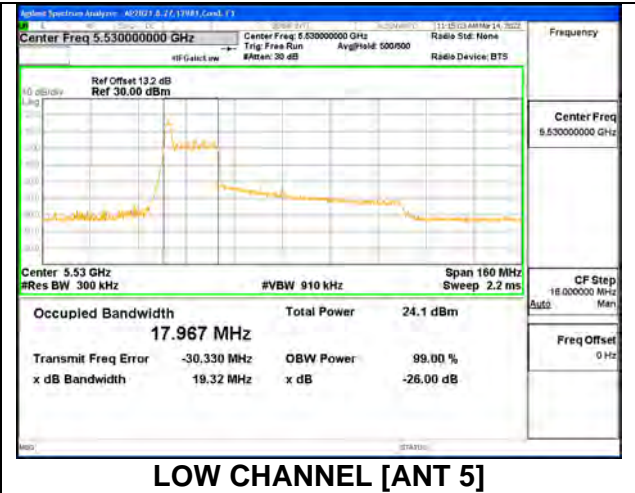
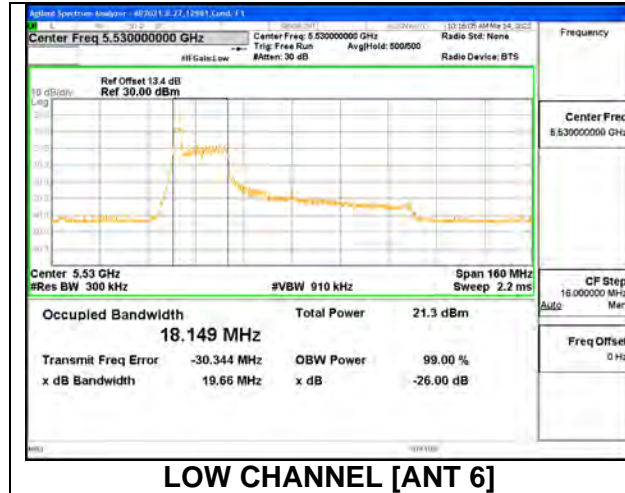
1TX Antenna 5 MODE: SU Mode

Channel	Frequency (MHz)	26dB Bandwidth (MHz)	99% Bandwidth (MHz)
Low	5530	85.086	77.1097
High	5610	88.170	77.4270
138	5690	81.9	77.35



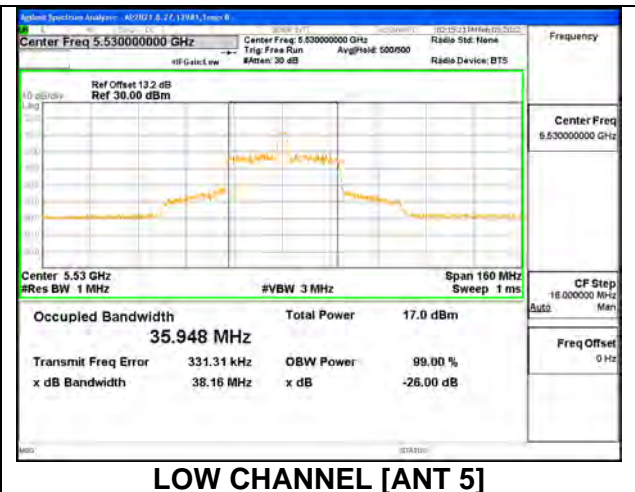
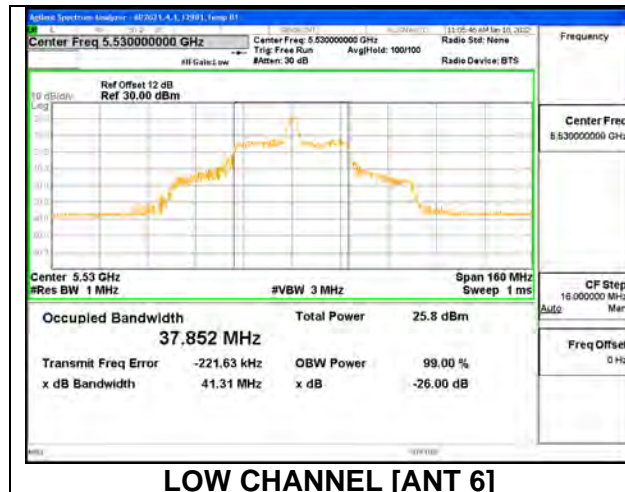
2TX Antenna 6 + Antenna 5 OFDMA MODE: 26 Tones, RU Index 0

Channel	Frequency (MHz)	26dB Bandwidth Antenna 6 (MHz)	26dB Bandwidth Antenna 5 (MHz)	99% Bandwidth Antenna 6 (MHz)	99% Bandwidth Antenna 5 (MHz)
Low	5530	19.66	19.32	18.149	17.967
High	5610	19.51	19.46	18.17	17.931
138	5690	20.59	19.26	18.346	18.004



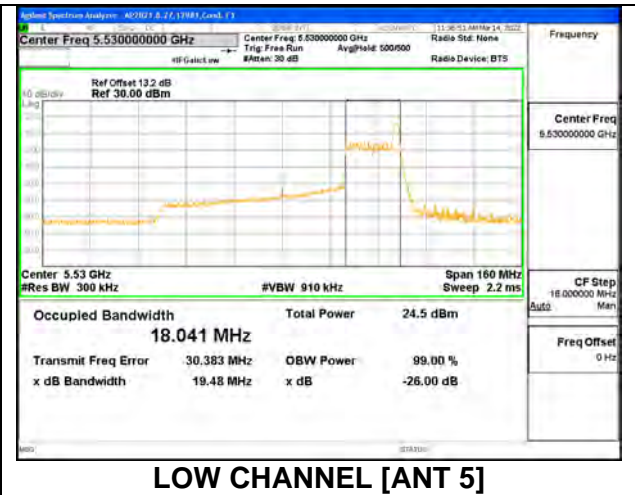
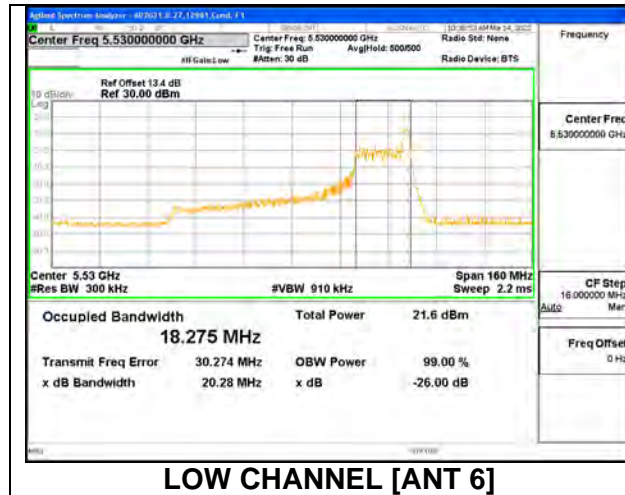
2TX Antenna 6 + Antenna 5 OFDMA MODE: 26 Tones, RU Index 18

Channel	Frequency (MHz)	26dB Bandwidth Antenna 6 (MHz)	26dB Bandwidth Antenna 5 (MHz)	99% Bandwidth Antenna 6 (MHz)	99% Bandwidth Antenna 5 (MHz)
Low	5530	41.31	38.16	37.852	35.948
High	5610	41.13	38.79	37.974	36.69
138	5690	41.66	38.03	38.068	35.908



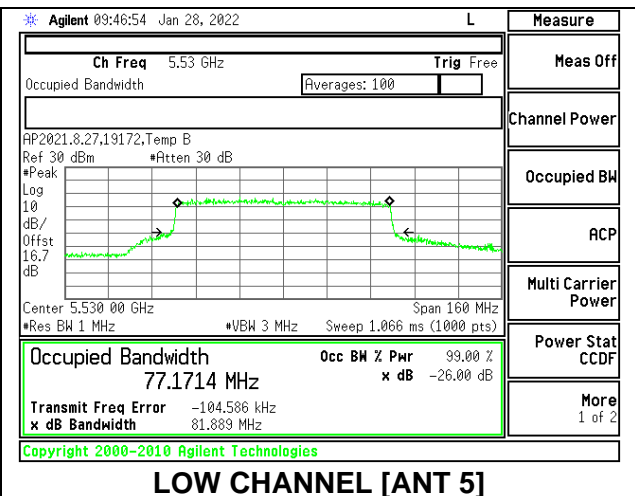
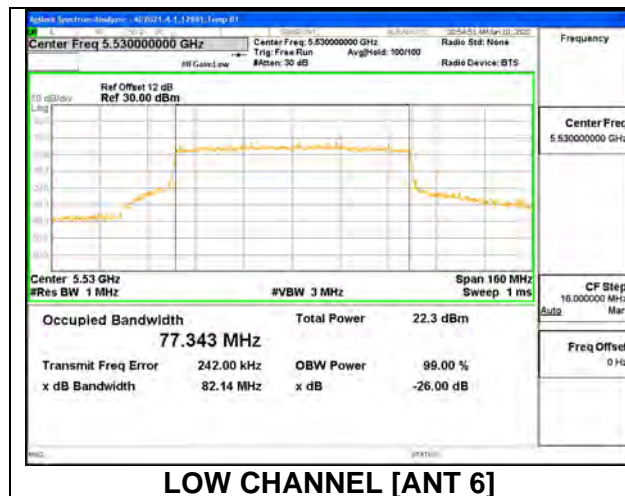
2TX Antenna 6 + Antenna 5 OFDMA MODE: 26 Tones, RU Index 36

Channel	Frequency (MHz)	26dB Bandwidth Antenna 6 (MHz)	26dB Bandwidth Antenna 5 (MHz)	99% Bandwidth Antenna 6 (MHz)	99% Bandwidth Antenna 5 (MHz)
Low	5530	20.28	19.48	18.275	18.041
High	5610	20.14	19.56	18.388	18.035
138	5690	20.48	19.37	18.211	17.972



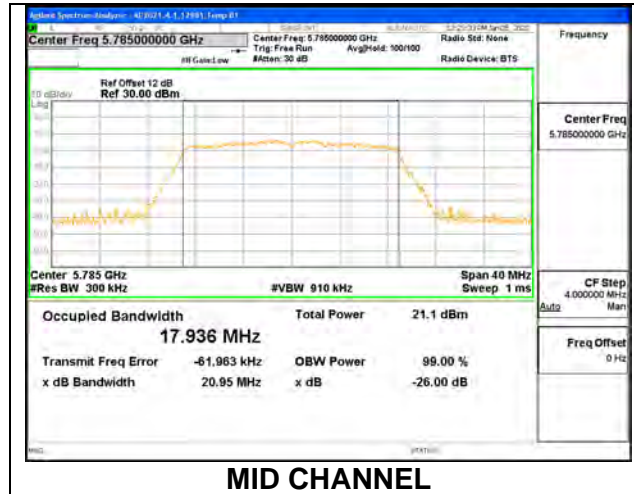
2TX Antenna 6 + Antenna 5 OFDMA MODE: SU Mode

Channel	Frequency (MHz)	26dB Bandwidth Antenna 6 (MHz)	26dB Bandwidth Antenna 5 (MHz)	99% Bandwidth Antenna 6 (MHz)	99% Bandwidth Antenna 5 (MHz)
Low	5530	82.14	81.889	77.343	77.1714
High	5610	82.96	84.250	77.454	77.398
138	5690	81.99	81.338	77.176	77.144



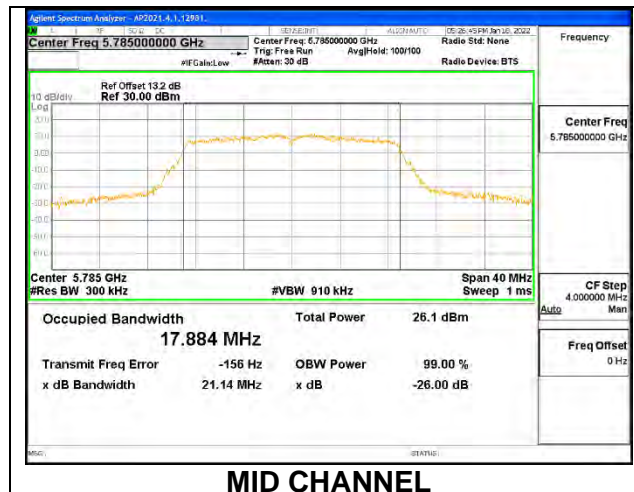
9.2.19. **802.11n HT20 MODE IN THE 5.8 GHz BAND**
1TX Antenna 6 MODE

Channel	Frequency (MHz)	99% Bandwidth (MHz)
Low	5745	17.826
Mid	5785	17.936
High	5825	17.936



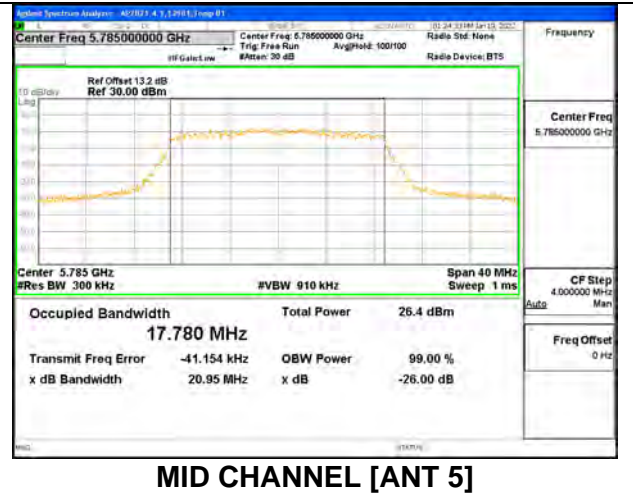
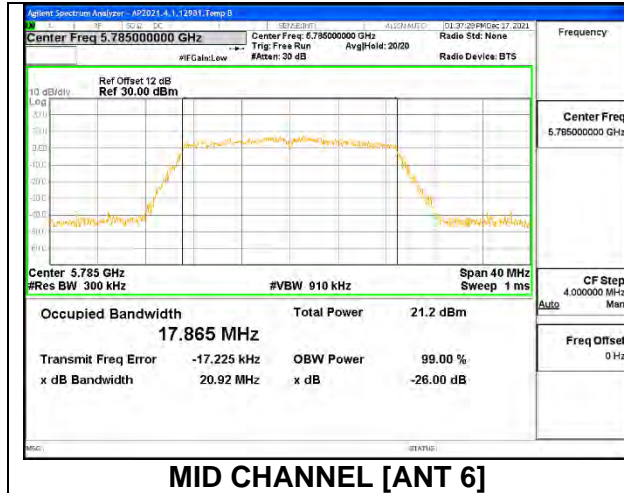
1TX Antenna 5 MODE

Channel	Frequency (MHz)	99% Bandwidth (MHz)
Low	5745	17.787
Mid	5785	17.884
High	5825	17.889



2TX Antenna 6 + Antenna 5 CDD MODE

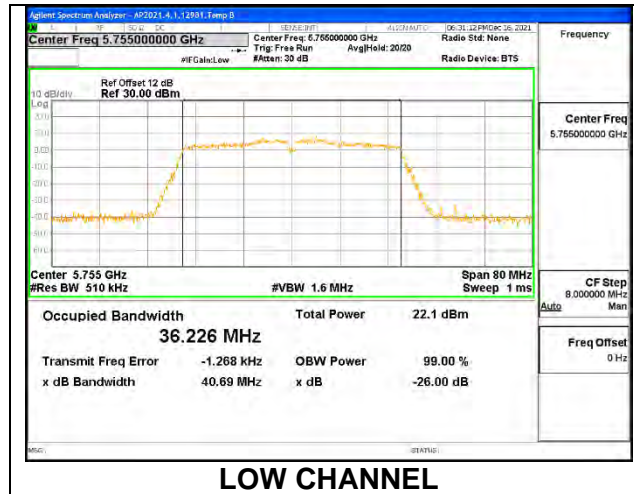
Channel	Frequency (MHz)	99% Bandwidth Antenna 6 (MHz)	99% Bandwidth Antenna 5 (MHz)
Low	5745	17.775	17.750
Mid	5785	17.865	17.780
High	5825	17.754	17.792



9.2.20. 802.11n HT40 MODE IN THE 5.8 GHz BAND

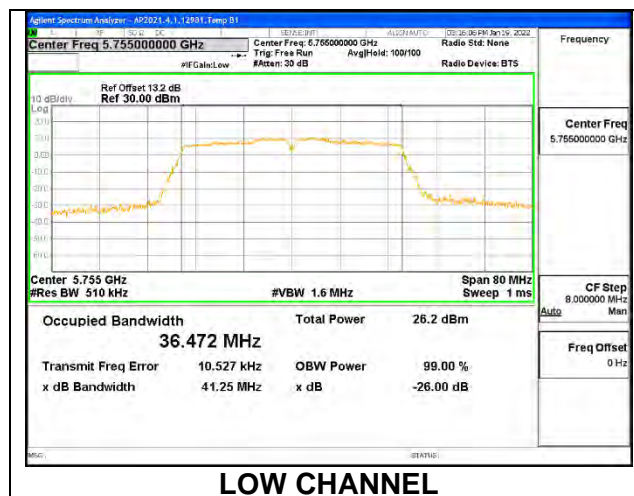
1TX Antenna 6 MODE

Channel	Frequency (MHz)	99% Bandwidth (MHz)
Low	5755	36.226
High	5795	36.457



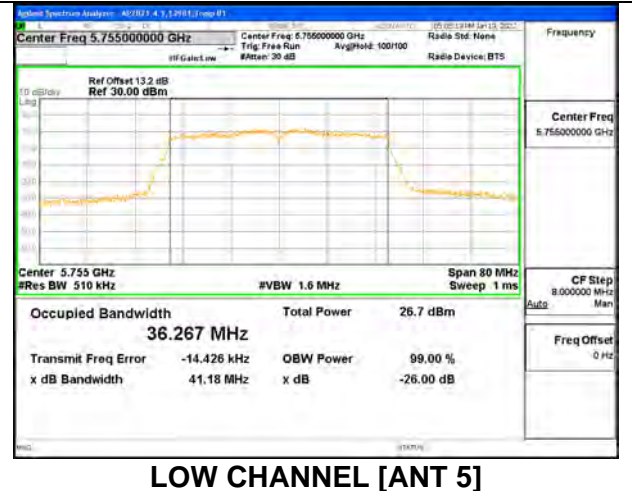
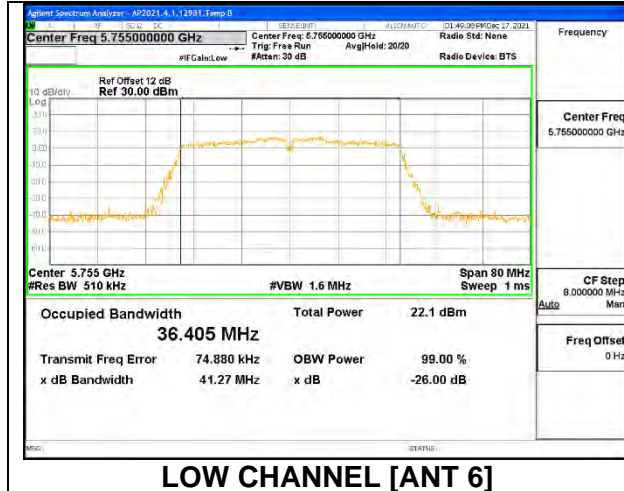
1TX Antenna 5 MODE

Channel	Frequency (MHz)	99% Bandwidth (MHz)
Low	5755	36.472
High	5795	36.394



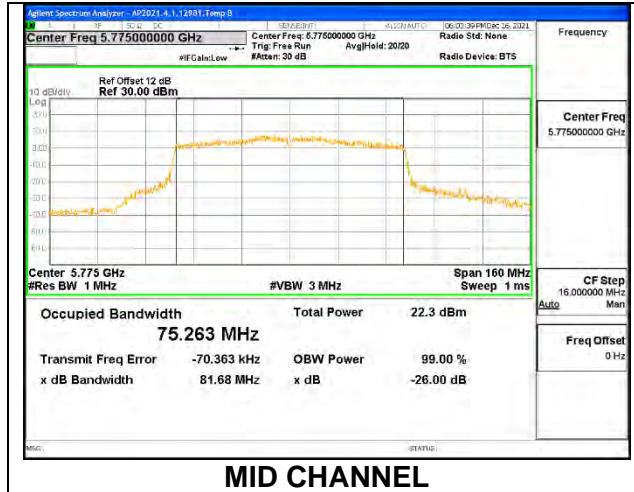
2TX Antenna 6 + Antenna 5 CDD MODE

Channel	Frequency (MHz)	99% Bandwidth Antenna 6 (MHz)	99% Bandwidth Antenna 5 (MHz)
Low	5755	36.405	36.267
High	5795	36.229	36.294



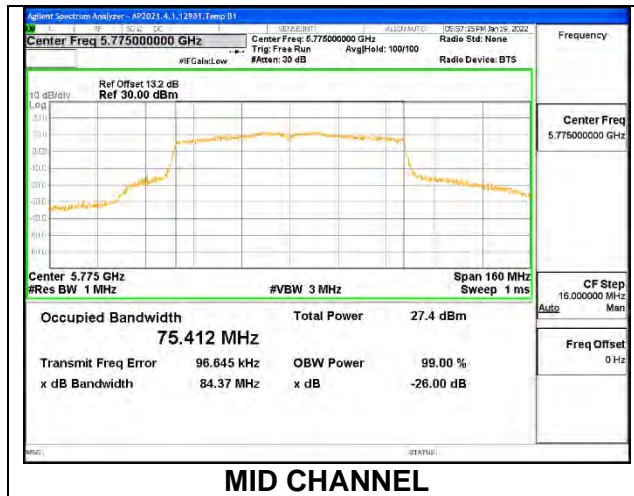
9.2.21. 802.11ac VHT80 MODE IN THE 5.8 GHz BAND
1TX Antenna 6 MODE

Channel	Frequency (MHz)	99% Bandwidth (MHz)
Mid	5775	75.263



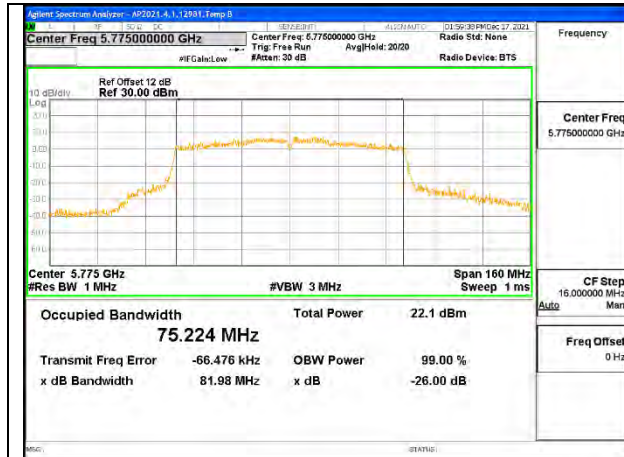
1TX Antenna 5 MODE

Channel	Frequency (MHz)	99% Bandwidth (MHz)
Mid	5775	75.412

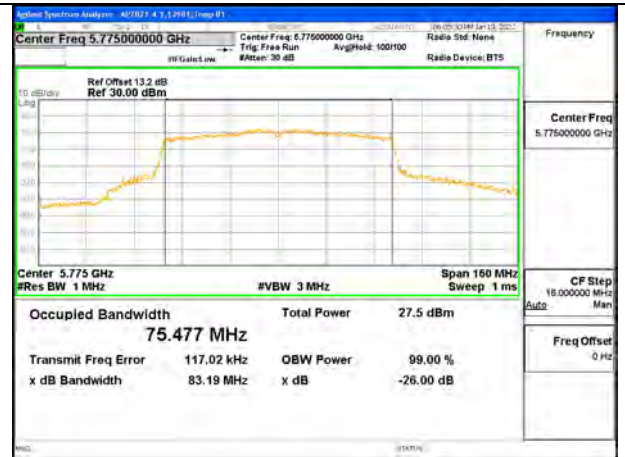


2TX Antenna 6 + Antenna 5 CDD MODE

Channel	Frequency (MHz)	99% Bandwidth Antenna 6 (MHz)	99% Bandwidth Antenna 5 (MHz)
Mid	5775	75.224	75.477



MID CHANNEL [ANT 6]

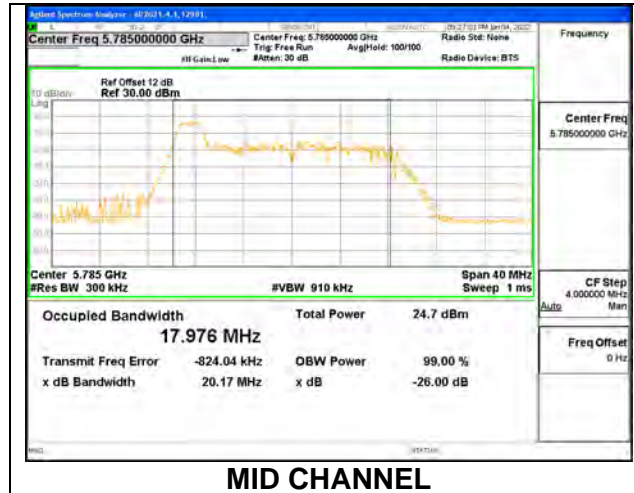


MID CHANNEL [ANT 5]

9.2.22. 802.11ax HE20 MODE IN THE 5.8 GHz BAND

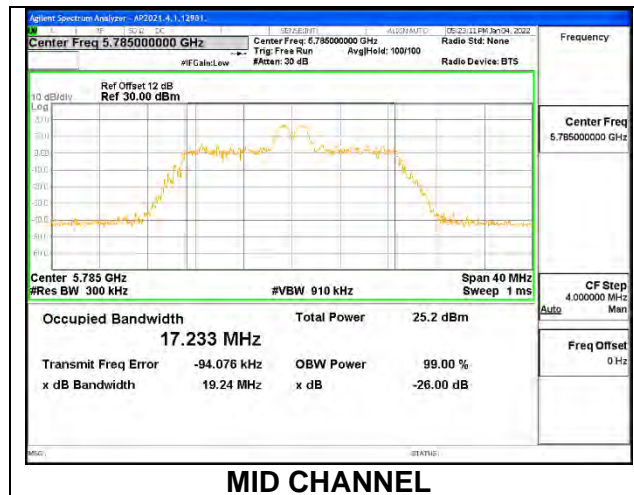
1TX Antenna 6 MODE: 26 Tones, RU Index 0

Channel	Frequency (MHz)	99% Bandwidth (MHz)
Low	5745	18.334
Mid	5785	17.976
High	5825	18.405



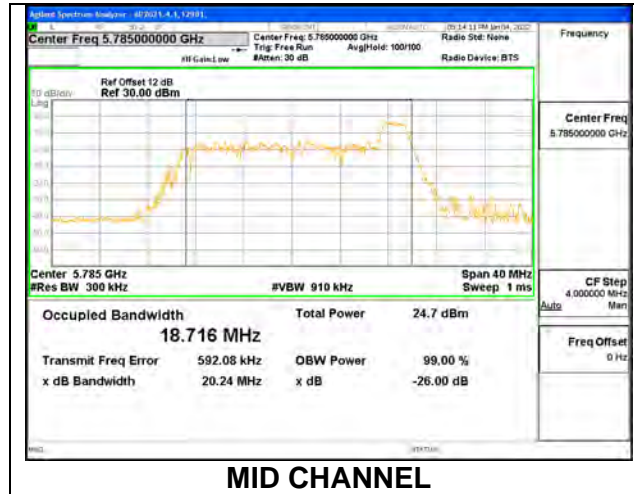
1TX Antenna 6 MODE: 26 Tones, RU Index 4

Channel	Frequency (MHz)	99% Bandwidth (MHz)
Low	5745	16.728
Mid	5785	17.233
High	5825	16.929



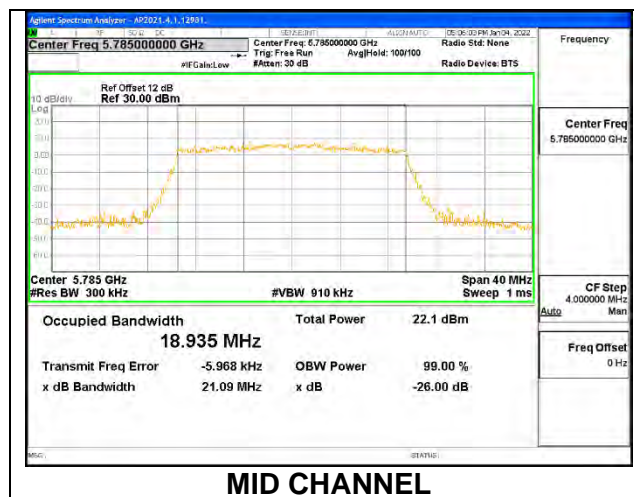
1TX Antenna 6 MODE: 26 Tones, RU Index 8

Channel	Frequency (MHz)	99% Bandwidth (MHz)
Low	5745	18.561
Mid	5785	18.716
High	5825	18.609



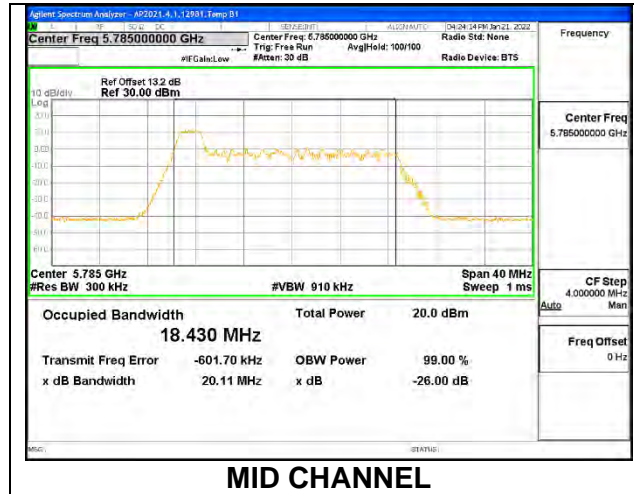
1TX Antenna 6 MODE: SU Mode

Channel	Frequency (MHz)	99% Bandwidth (MHz)
Low	5745	18.963
Mid	5785	18.935
High	5825	18.992



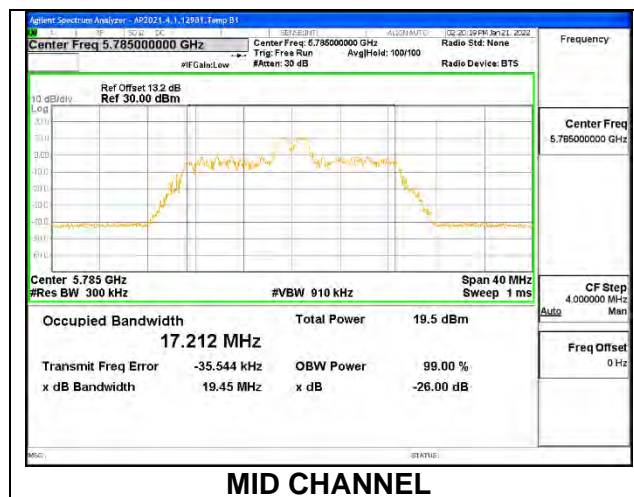
1TX Antenna 5 MODE: 26 Tones, RU Index 0

Channel	Frequency (MHz)	99% Bandwidth (MHz)
Low	5745	18.400
Mid	5785	18.430
High	5825	18.411



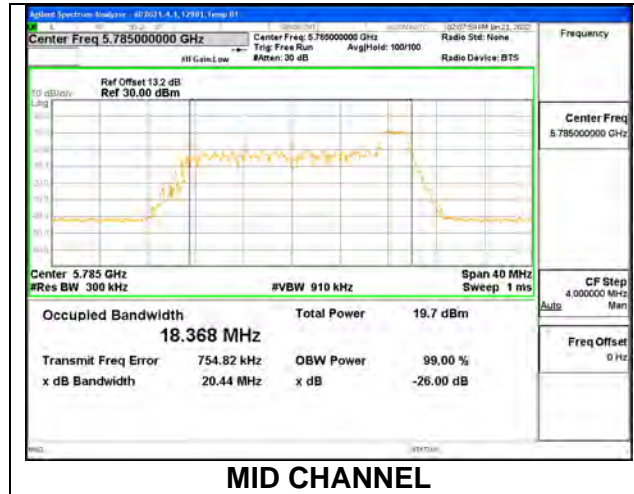
1TX Antenna 5 MODE: 26 Tones, RU Index 4

Channel	Frequency (MHz)	99% Bandwidth (MHz)
Low	5745	17.228
Mid	5785	17.212
High	5825	16.813



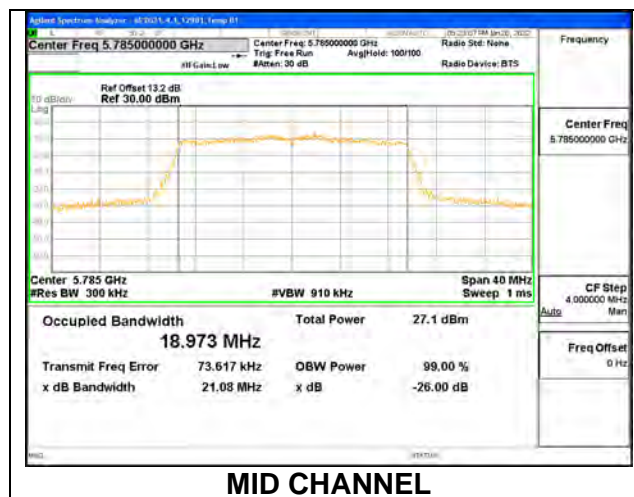
1TX Antenna 5 MODE: 26 Tones, RU Index 8

Channel	Frequency (MHz)	99% Bandwidth (MHz)
Low	5745	18.373
Mid	5785	18.368
High	5825	18.591



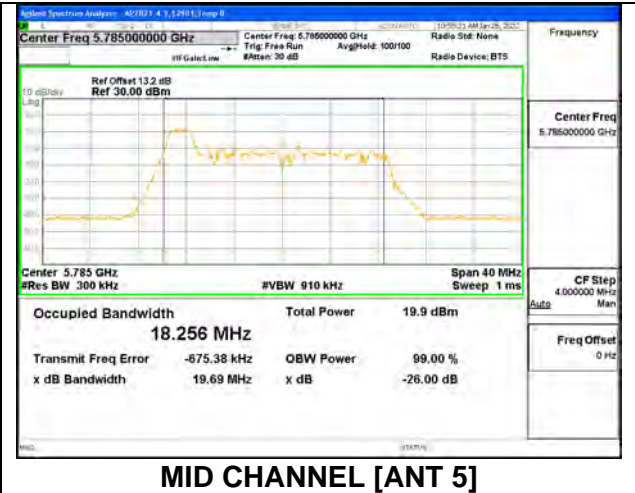
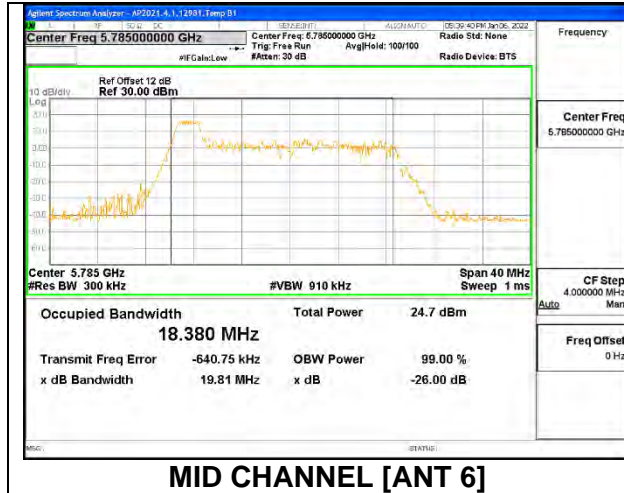
1TX Antenna 5 MODE: SU Mode

Channel	Frequency (MHz)	99% Bandwidth (MHz)
Low	5745	18.948
Mid	5785	18.973
High	5825	18.974



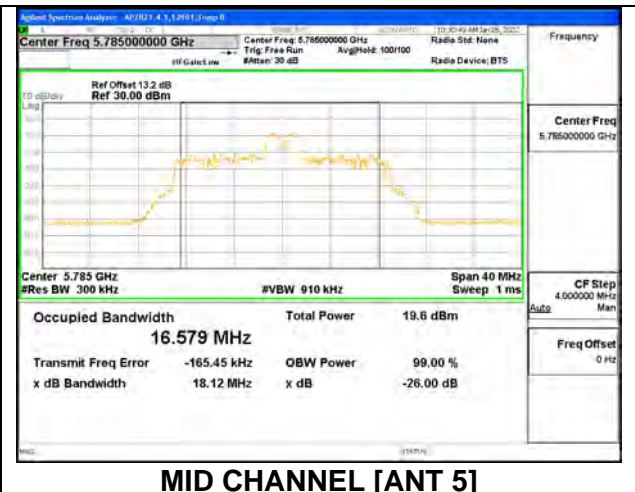
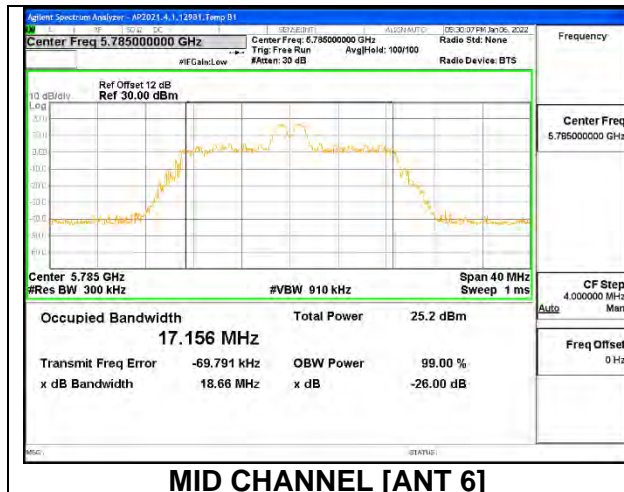
2TX Antenna 6 + Antenna 5 OFDMA MODE: 26 Tones, RU Index 0

Channel	Frequency (MHz)	99% Bandwidth Antenna 6 (MHz)	99% Bandwidth Antenna 5 (MHz)
Low	5745	18.434	18.128
Mid	5785	18.380	18.256
High	5825	18.318	18.011



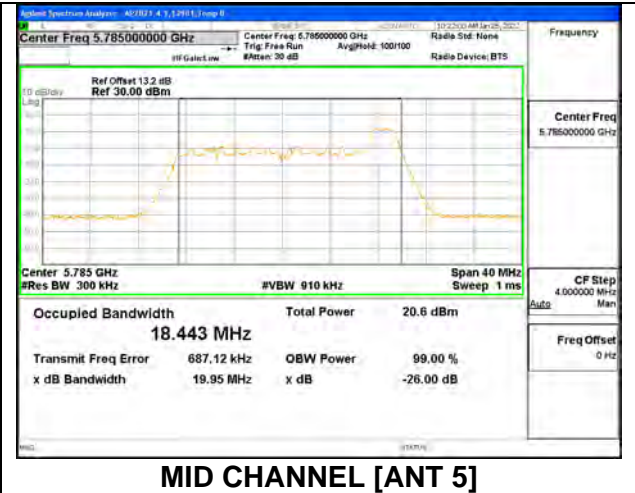
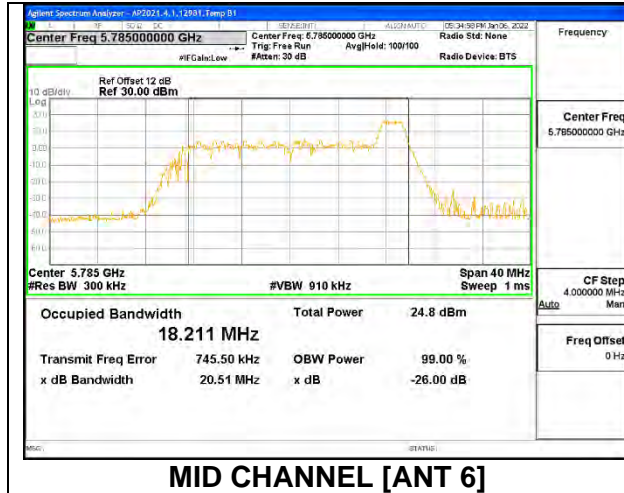
2TX Antenna 6 + Antenna 5 OFDMA MODE: 26 Tones, RU Index 4

Channel	Frequency (MHz)	99% Bandwidth Antenna 6 (MHz)	99% Bandwidth Antenna 5 (MHz)
Low	5745	17.025	16.971
Mid	5785	17.156	16.579
High	5825	17.142	16.416



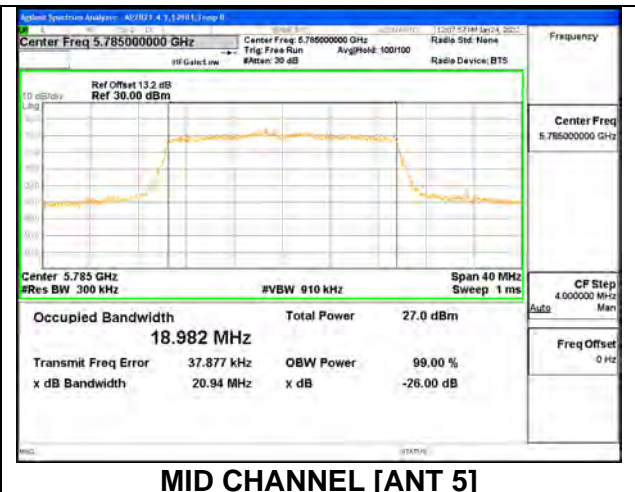
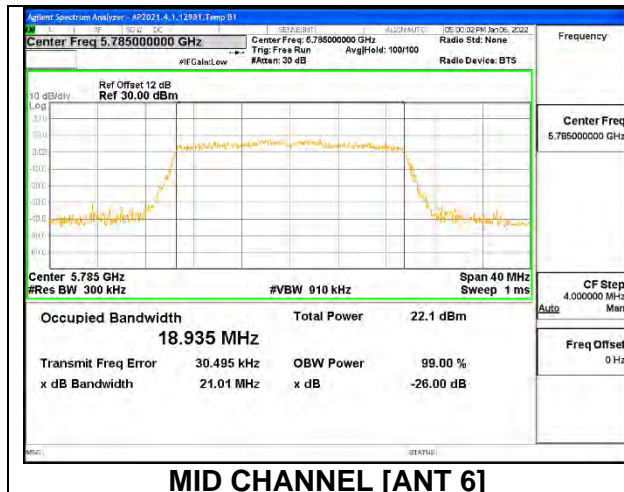
2TX Antenna 6 + Antenna 5 OFDMA MODE: 26 Tones, RU Index 8

Channel	Frequency (MHz)	99% Bandwidth Antenna 6 (MHz)	99% Bandwidth Antenna 5 (MHz)
Low	5745	18.432	18.094
Mid	5785	18.211	18.443
High	5825	18.526	18.226



2TX Antenna 6 + Antenna 5 OFDMA MODE: SU Mode

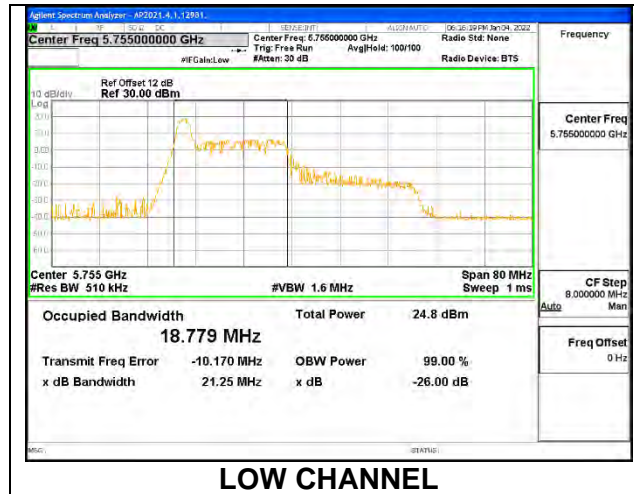
Channel	Frequency (MHz)	99% Bandwidth Antenna 6 (MHz)	99% Bandwidth Antenna 5 (MHz)
Low	5745	18.961	18.986
Mid	5785	18.935	18.982
High	5825	18.966	18.974



9.2.23. 802.11ax HE40 MODE IN THE 5.8 GHz BAND

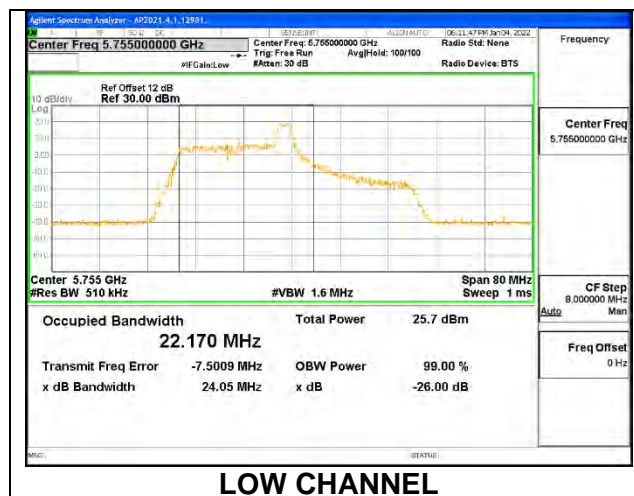
1TX Antenna 6 MODE: 26 Tones, RU Index 0

Channel	Frequency (MHz)	99% Bandwidth (MHz)
Low	5755	18.779
High	5795	18.740



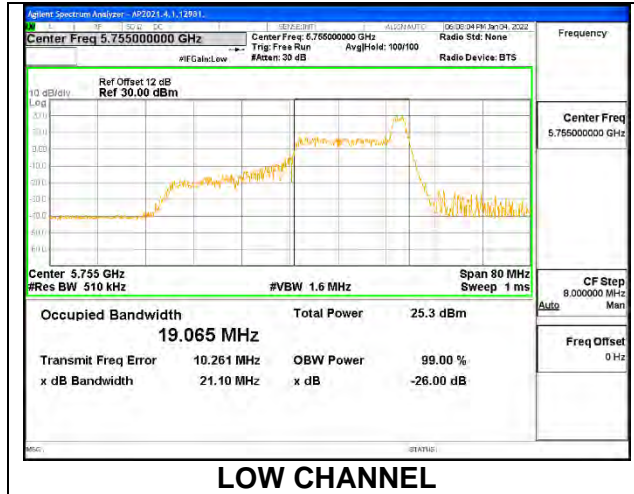
1TX Antenna 6 MODE: 26 Tones, RU Index 8

Channel	Frequency (MHz)	99% Bandwidth (MHz)
Low	5755	22.170
High	5795	22.006



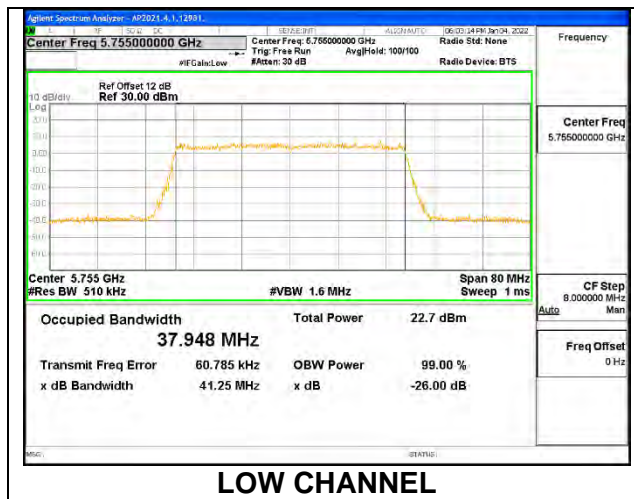
1TX Antenna 6 MODE: 26 Tones, RU Index 17

Channel	Frequency (MHz)	99% Bandwidth (MHz)
Low	5755	19.065
High	5795	19.258



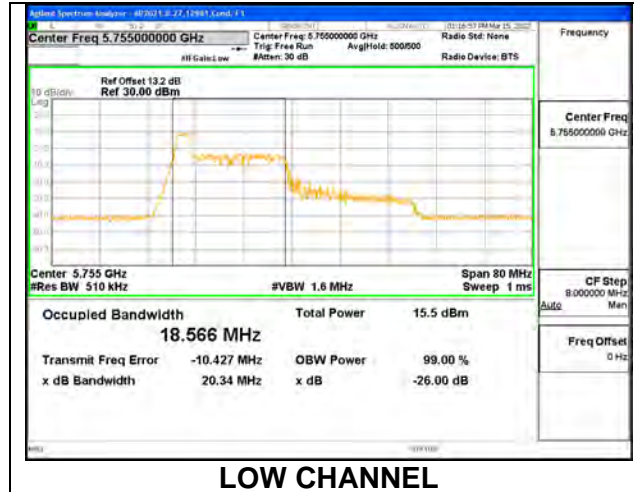
1TX Antenna 6 MODE: SU Mode

Channel	Frequency (MHz)	99% Bandwidth (MHz)
Low	5755	37.948
High	5795	37.882



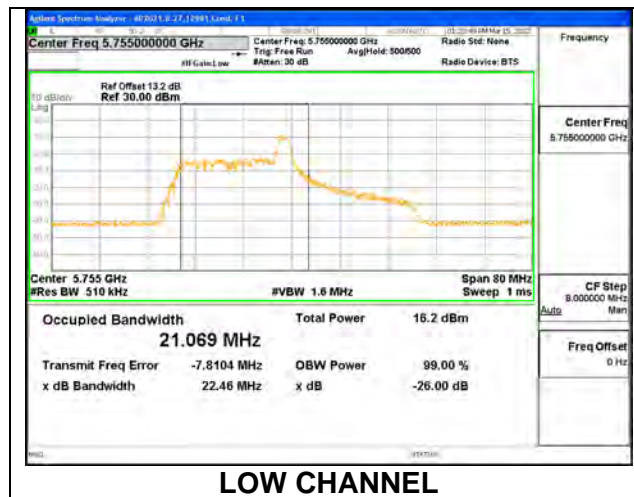
1TX Antenna 5 MODE: 26 Tones, RU Index 0

Channel	Frequency (MHz)	99% Bandwidth (MHz)
Low	5755	18.566
High	5795	18.532



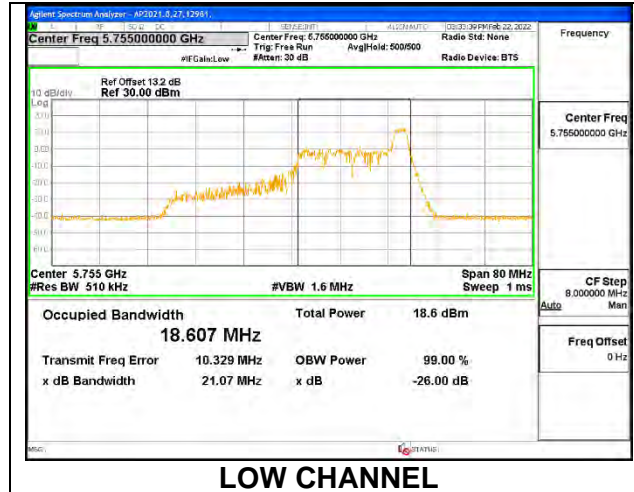
1TX Antenna 5 MODE: 26 Tones, RU Index 8

Channel	Frequency (MHz)	99% Bandwidth (MHz)
Low	5755	21.069
High	5795	21.458



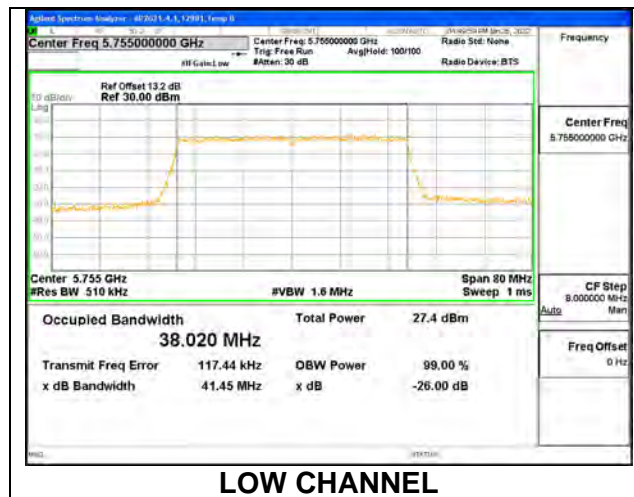
1TX Antenna 5 MODE: 26 Tones, RU Index 17

Channel	Frequency (MHz)	99% Bandwidth (MHz)
Low	5755	18.607
High	5795	18.664



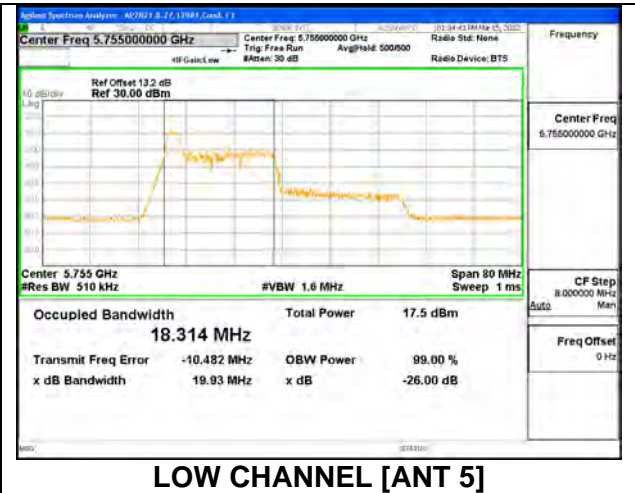
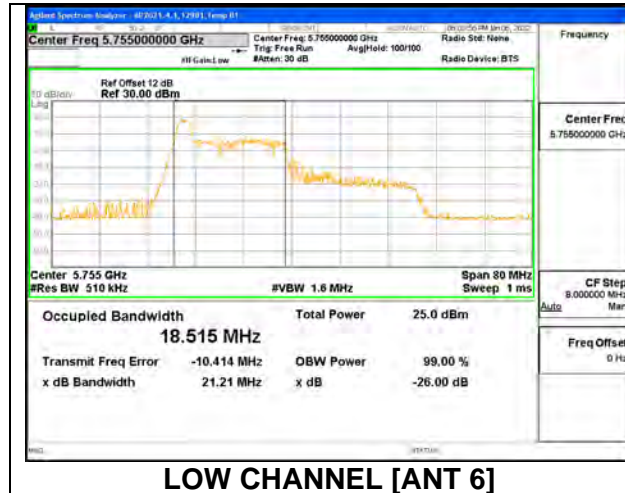
1TX Antenna 5 MODE: SU Mode

Channel	Frequency (MHz)	99% Bandwidth (MHz)
Low	5755	38.020
High	5795	37.973



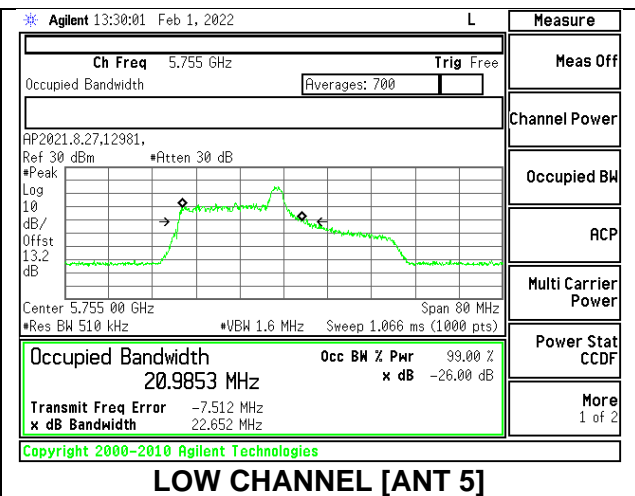
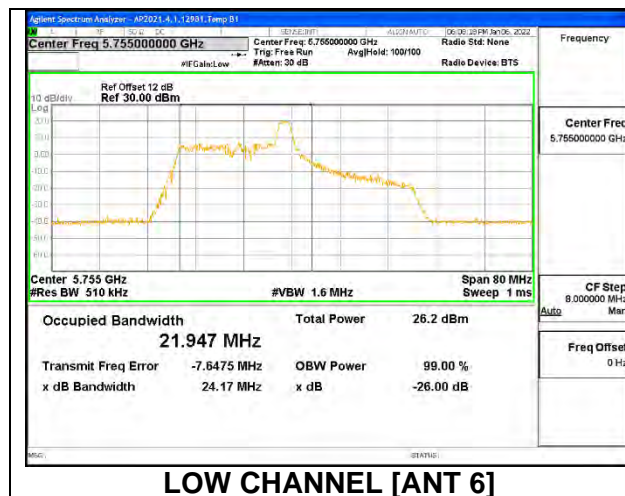
2TX Antenna 6 + Antenna 5 OFDMA MODE: 26 Tones, RU Index 0

Channel	Frequency (MHz)	99% Bandwidth Antenna 6 (MHz)	99% Bandwidth Antenna 5 (MHz)
Low	5755	18.515	18.314
High	5795	18.469	18.168



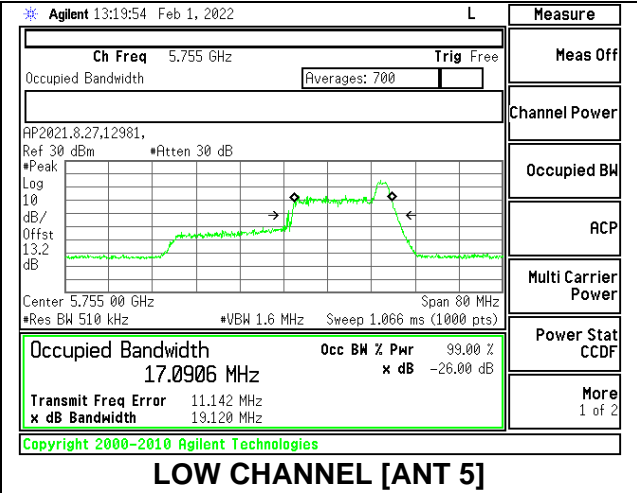
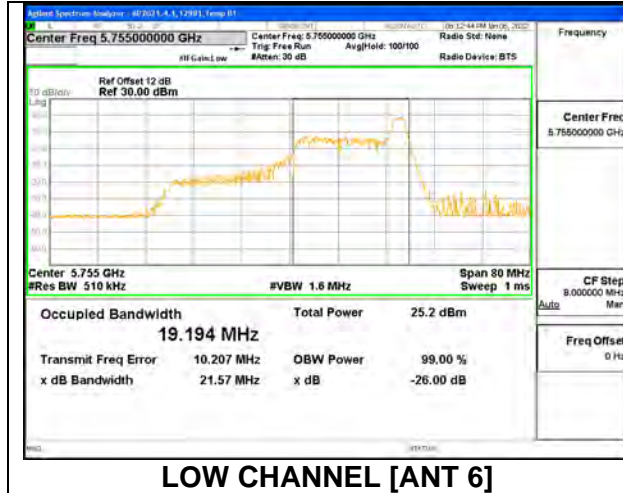
2TX Antenna 6 + Antenna 5 OFDMA MODE: 26 Tones, RU Index 8

Channel	Frequency (MHz)	99% Bandwidth Antenna 6 (MHz)	99% Bandwidth Antenna 5 (MHz)
Low	5755	21.947	20.9853
High	5795	21.865	20.2871



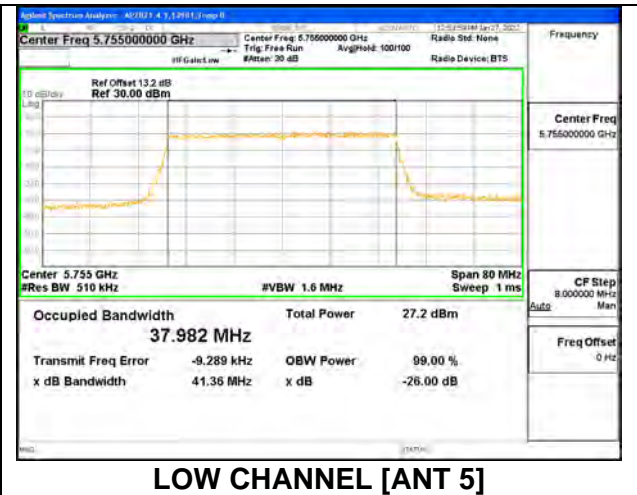
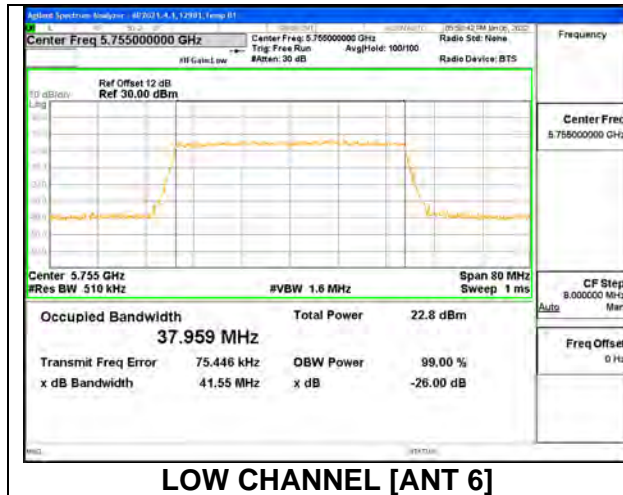
2TX Antenna 6 + Antenna 5 OFDMA MODE: 26 Tones, RU Index 17

Channel	Frequency (MHz)	99% Bandwidth Antenna 6 (MHz)	99% Bandwidth Antenna 5 (MHz)
Low	5755	19.194	17.0906
High	5795	18.658	17.7531



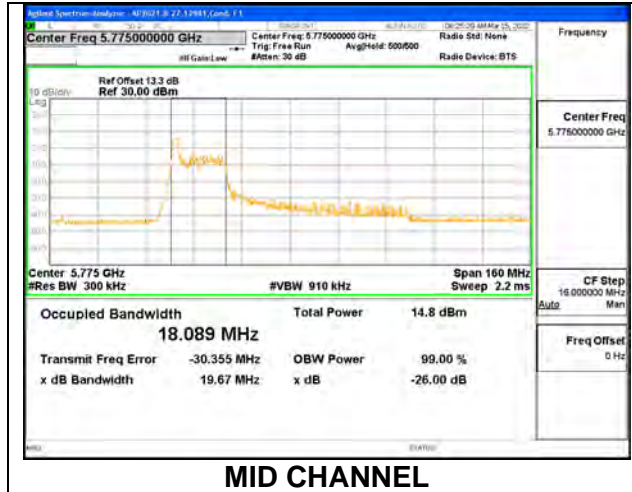
2TX Antenna 6 + Antenna 5 OFDMA MODE: SU Mode

Channel	Frequency (MHz)	99% Bandwidth Antenna 6 (MHz)	99% Bandwidth Antenna 5 (MHz)
Low	5755	37.959	37.982
High	5795	37.975	38.010



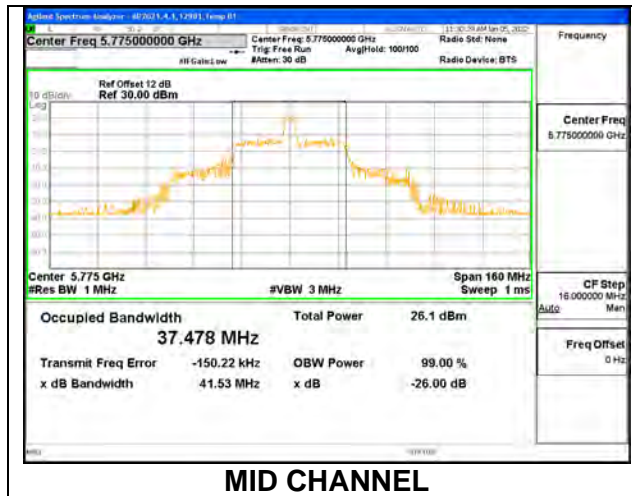
9.2.24. 802.11ax HE80 MODE IN THE 5.8 GHz BAND
1TX Antenna 6 MODE: 26 Tones, RU Index 0

Channel	Frequency (MHz)	99% Bandwidth (MHz)
Mid	5775	18.089



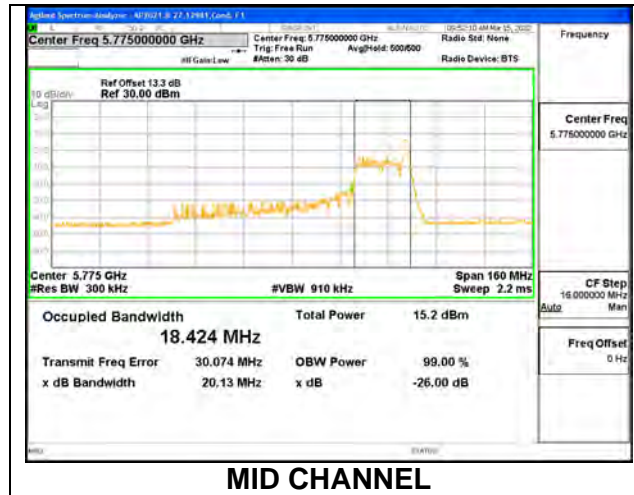
1TX Antenna 6 MODE: 26 Tones, RU Index 18

Channel	Frequency (MHz)	99% Bandwidth (MHz)
Mid	5775	37.478



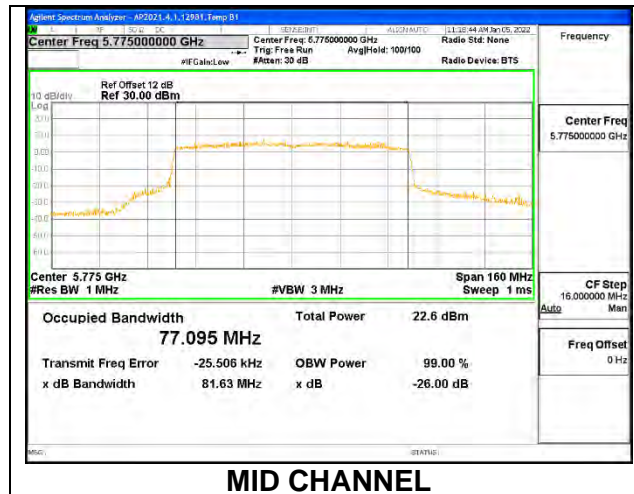
1TX Antenna 6 MODE: 26 Tones, RU Index 36

Channel	Frequency (MHz)	99% Bandwidth (MHz)
Mid	5775	18.424



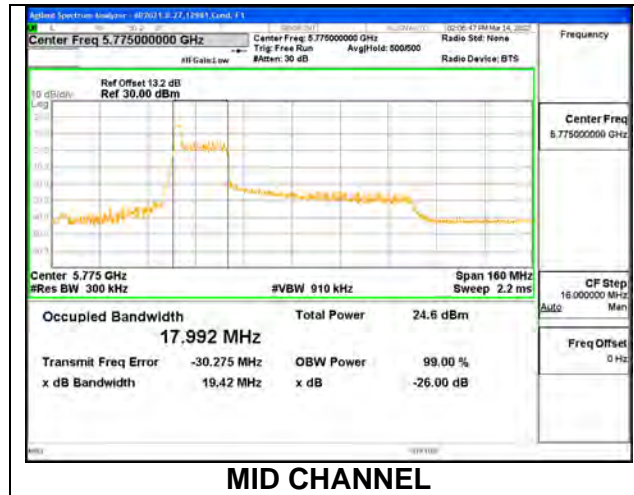
1TX Antenna 6 MODE: SU Mode

Channel	Frequency (MHz)	99% Bandwidth (MHz)
Mid	5775	77.095



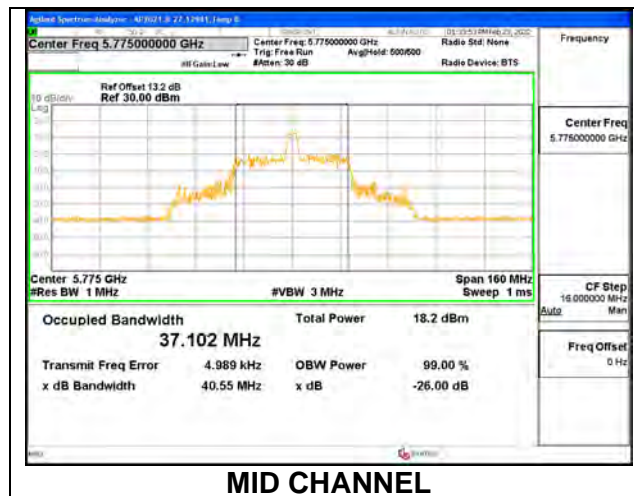
1TX Antenna 5 MODE: 26 Tones, RU Index 0

Channel	Frequency (MHz)	99% Bandwidth (MHz)
Mid	5775	17.992



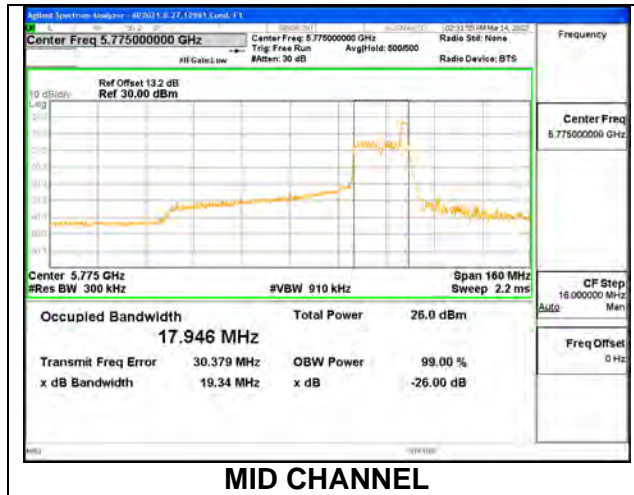
1TX Antenna 5 MODE: 26 Tones, RU Index 18

Channel	Frequency (MHz)	99% Bandwidth (MHz)
Mid	5775	37.102



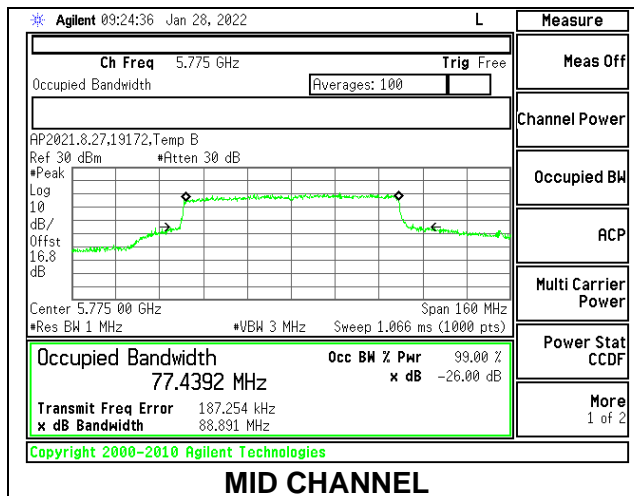
1TX Antenna 5 MODE: 26 Tones, RU Index 36

Channel	Frequency (MHz)	99% Bandwidth (MHz)
Mid	5775	17.946



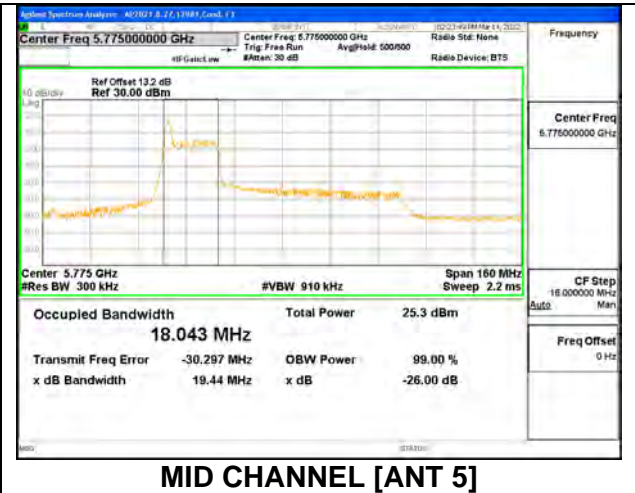
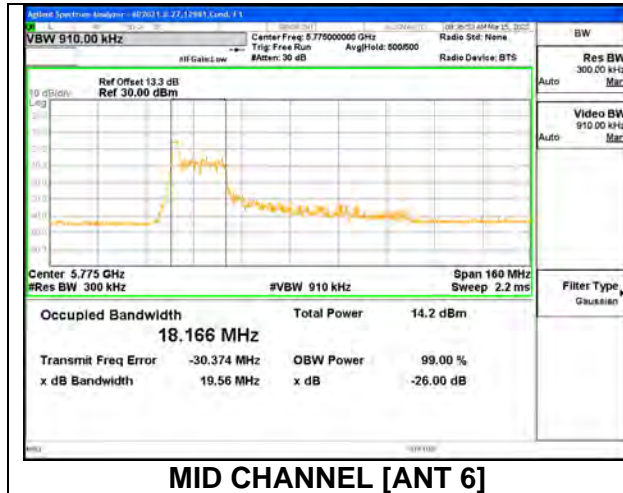
1TX Antenna 5 MODE: SU Mode

Channel	Frequency (MHz)	99% Bandwidth (MHz)
Mid	5775	77.4392



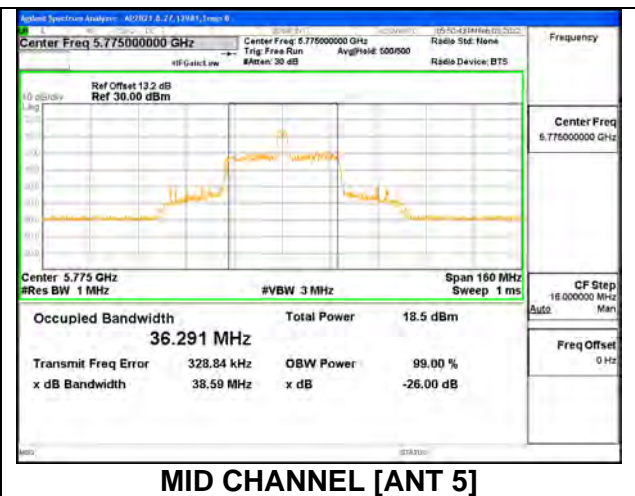
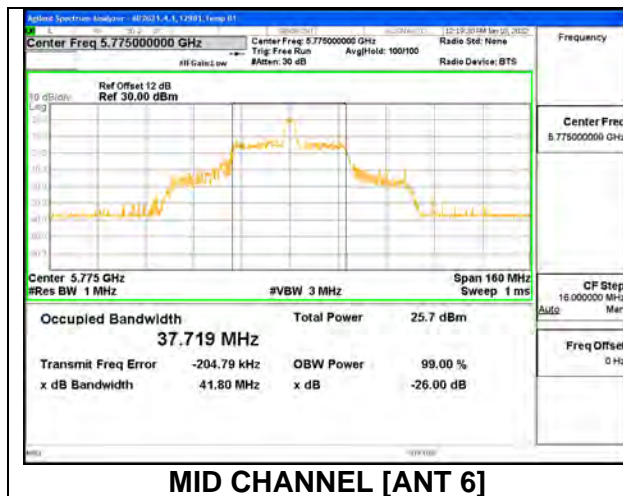
2TX Antenna 6 + Antenna 5 OFDMA MODE: 26 Tones, RU Index 0

Channel	Frequency (MHz)	99% Bandwidth Antenna 6 (MHz)	99% Bandwidth Antenna 5 (MHz)
Mid	5775	18.166	18.043



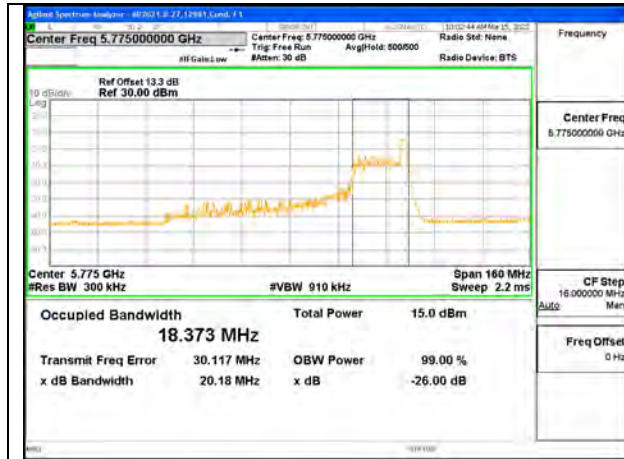
2TX Antenna 6 + Antenna 5 OFDMA MODE: 26 Tones, RU Index 18

Channel	Frequency (MHz)	99% Bandwidth Antenna 6 (MHz)	99% Bandwidth Antenna 5 (MHz)
Mid	5775	37.719	36.291



2TX Antenna 6 + Antenna 5 OFDMA MODE: 26 Tones, RU Index 36

Channel	Frequency (MHz)	99% Bandwidth Antenna 6 (MHz)	99% Bandwidth Antenna 5 (MHz)
Mid	5775	18.373	18.027



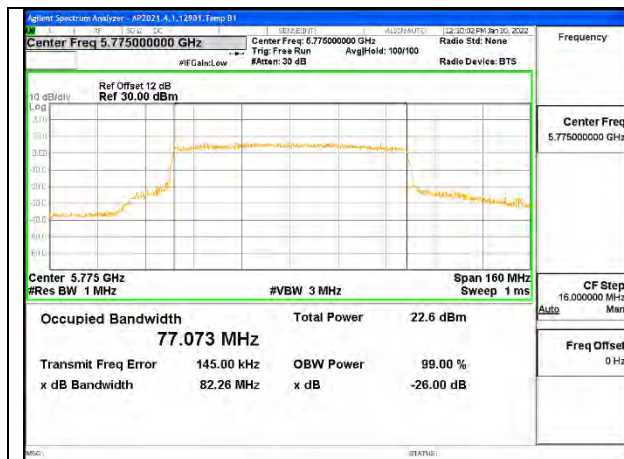
MID CHANNEL [ANT 6]



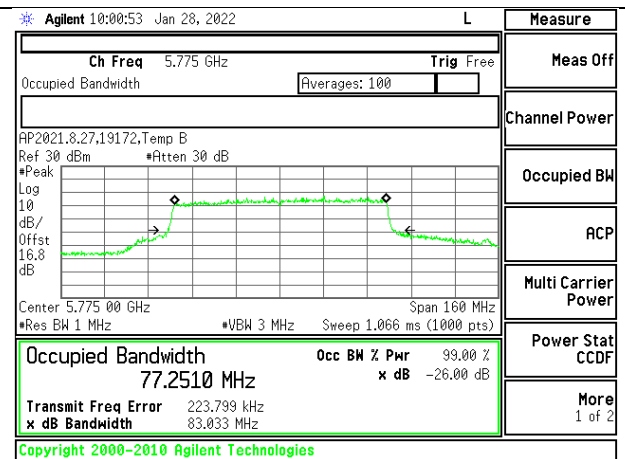
MID CHANNEL [ANT 5]

2TX Antenna 6 + Antenna 5 OFDMA MODE: SU Mode

Channel	Frequency (MHz)	99% Bandwidth Antenna 6 (MHz)	99% Bandwidth Antenna 5 (MHz)
Mid	5775	77.073	77.251



MID CHANNEL [ANT 6]



MID CHANNEL [ANT 5]

9.3. 6 dB BANDWIDTH

LIMITS

FCC §15.407 (e)

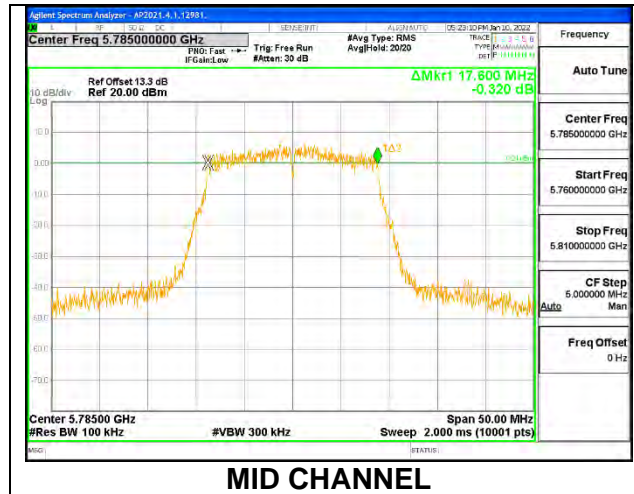
The minimum 6 dB bandwidth shall be at least 500 kHz.

RESULTS

9.3.1. 802.11n HT20 MODE IN THE 5.8 GHz BAND

1TX Antenna 6 MODE

Channel	Frequency (MHz)	6 dB Bandwidth (MHz)	Minimum Limit (MHz)
Low	5745	17.335	0.5
Mid	5785	17.600	0.5
High	5825	17.312	0.5
144	5720	3.795	0.5



1TX Antenna 5 MODE

Channel	Frequency (MHz)	6 dB Bandwidth (MHz)	Minimum Limit (MHz)
Low	5745	17.605	0.5
Mid	5785	17.550	0.5
High	5825	17.600	0.5
144	5720	3.764	0.5

