



Accreditation No.: **SCS 0108**

Accredited by the Swiss Accreditation Service (SAS)  
The Swiss Accreditation Service is one of the signatories to the EA  
Multilateral Agreement for the recognition of calibration certificates

Client **UL USA**

Certificate No: **D750V3-1019\_Apr22**

## CALIBRATION CERTIFICATE

Object **D750V3 - SN:1019**

Calibration procedure(s) **QA CAL-05.v11  
Calibration Procedure for SAR Validation Sources between 0.7-3 GHz**

Calibration date: **April 26, 2022**

This calibration certificate documents the traceability to national standards, which realize the physical units of measurements (SI).  
The measurements and the uncertainties with confidence probability are given on the following pages and are part of the certificate.

All calibrations have been conducted in the closed laboratory facility: environment temperature (22 ± 3)°C and humidity < 70%.

Calibration Equipment used (M&TE critical for calibration)

Primary Standards	ID #	Cal Date (Certificate No.)	Scheduled Calibration
Power meter NRP	SN: 104778	04-Apr-22 (No. 217-03525/03524)	Apr-23
Power sensor NRP-Z91	SN: 103244	04-Apr-22 (No. 217-03524)	Apr-23
Power sensor NRP-Z91	SN: 103245	04-Apr-22 (No. 217-03525)	Apr-23
Reference 20 dB Attenuator	SN: BH9394 (20k)	04-Apr-22 (No. 217-03527)	Apr-23
Type-N mismatch combination	SN: 310982 / 06327	04-Apr-22 (No. 217-03528)	Apr-23
Reference Probe EX3DV4	SN: 7349	31-Dec-21 (No. EX3-7349_Dec21)	Dec-22
DAE4	SN: 601	01-Nov-21 (No. DAE4-601_Nov21)	Nov-22

Secondary Standards	ID #	Check Date (in house)	Scheduled Check
Power meter E4419B	SN: GB39512475	30-Oct-14 (in house check Oct-20)	In house check: Oct-22
Power sensor HP 8481A	SN: US37292783	07-Oct-15 (in house check Oct-20)	In house check: Oct-22
Power sensor HP 8481A	SN: MY41093315	07-Oct-15 (in house check Oct-20)	In house check: Oct-22
RF generator R&S SMT-06	SN: 100972	15-Jun-15 (in house check Oct-20)	In house check: Oct-22
Network Analyzer Agilent E8358A	SN: US41080477	31-Mar-14 (in house check Oct-20)	In house check: Oct-22

Calibrated by:	Name <b>Michael Weber</b>	Function Laboratory Technician	Signature 
Approved by:	Name <b>Sven Kühn</b>	Deputy Manager	

Issued: April 28, 2022

This calibration certificate shall not be reproduced except in full without written approval of the laboratory.



Accredited by the Swiss Accreditation Service (SAS)

The Swiss Accreditation Service is one of the signatories to the EA  
Multilateral Agreement for the recognition of calibration certificates

Accreditation No.: **SCS 0108**

### Glossary:

TSL	tissue simulating liquid
ConvF	sensitivity in TSL / NORM x,y,z
N/A	not applicable or not measured

### Calibration is Performed According to the Following Standards:

- IEC/IEEE 62209-1528, "Measurement Procedure For The Assessment Of Specific Absorption Rate Of Human Exposure To Radio Frequency Fields From Hand-Held And Body-Worn Wireless Communication Devices - Part 1528: Human Models, Instrumentation And Procedures (Frequency Range of 4 MHz to 10 GHz)", October 2020.
- KDB 865664, "SAR Measurement Requirements for 100 MHz to 6 GHz"

### Additional Documentation:

- DASY System Handbook

### Methods Applied and Interpretation of Parameters:

- Measurement Conditions:** Further details are available from the Validation Report at the end of the certificate. All figures stated in the certificate are valid at the frequency indicated.
- Antenna Parameters with TSL:** The source is mounted in a touch configuration below the center marking of the flat phantom.
- Return Loss:** This parameter is measured with the source positioned under the liquid filled phantom (as described in the measurement condition clause). The Return Loss ensures low reflected power. No uncertainty required.
- SAR measured:** SAR measured at the stated antenna input power.
- SAR normalized:** SAR as measured, normalized to an input power of 1 W at the antenna connector.
- SAR for nominal TSL parameters:** The measured TSL parameters are used to calculate the nominal SAR result.

The reported uncertainty of measurement is stated as the standard uncertainty of measurement multiplied by the coverage factor  $k=2$ , which for a normal distribution corresponds to a coverage probability of approximately 95%.

## Measurement Conditions

DASY system configuration, as far as not given on page 1.

<b>DASY Version</b>	DASY52	V52.10.4
<b>Extrapolation</b>	Advanced Extrapolation	
<b>Phantom</b>	Modular Flat Phantom	
<b>Distance Dipole Center - TSL</b>	15 mm	with Spacer
<b>Zoom Scan Resolution</b>	dx, dy, dz = 5 mm	
<b>Frequency</b>	750 MHz $\pm$ 1 MHz	

## Head TSL parameters

The following parameters and calculations were applied.

	Temperature	Permittivity	Conductivity
<b>Nominal Head TSL parameters</b>	22.0 °C	41.9	0.89 mho/m
<b>Measured Head TSL parameters</b>	(22.0 $\pm$ 0.2) °C	41.4 $\pm$ 6 %	0.89 mho/m $\pm$ 6 %
<b>Head TSL temperature change during test</b>	< 0.5 °C	----	----

## SAR result with Head TSL

<b>SAR averaged over 1 cm<sup>3</sup> (1 g) of Head TSL</b>	Condition	
SAR measured	250 mW input power	2.16 W/kg
SAR for nominal Head TSL parameters	normalized to 1W	<b>8.62 W/kg <math>\pm</math> 17.0 % (k=2)</b>

<b>SAR averaged over 10 cm<sup>3</sup> (10 g) of Head TSL</b>	condition	
SAR measured	250 mW input power	1.42 W/kg
SAR for nominal Head TSL parameters	normalized to 1W	<b>5.67 W/kg <math>\pm</math> 16.5 % (k=2)</b>

## Appendix (Additional assessments outside the scope of SCS 0108)

### Antenna Parameters with Head TSL

Impedance, transformed to feed point	56.4 $\Omega$ + 2.5 j $\Omega$
Return Loss	- 23.8 dB

### General Antenna Parameters and Design

Electrical Delay (one direction)	1.042 ns
----------------------------------	----------

After long term use with 100W radiated power, only a slight warming of the dipole near the feedpoint can be measured.

The dipole is made of standard semirigid coaxial cable. The center conductor of the feeding line is directly connected to the second arm of the dipole. The antenna is therefore short-circuited for DC-signals. On some of the dipoles, small end caps are added to the dipole arms in order to improve matching when loaded according to the position as explained in the "Measurement Conditions" paragraph. The SAR data are not affected by this change. The overall dipole length is still according to the Standard.

No excessive force must be applied to the dipole arms, because they might bend or the soldered connections near the feedpoint may be damaged.

### Additional EUT Data

Manufactured by	SPEAG
-----------------	-------

## DASY5 Validation Report for Head TSL

Date: 26.04.2022

Test Laboratory: SPEAG, Zurich, Switzerland

**DUT: Dipole 750 MHz; Type: D750V3; Serial: D750V3 - SN:1019**

Communication System: UID 0 - CW; Frequency: 750 MHz

Medium parameters used:  $f = 750$  MHz;  $\sigma = 0.89$  S/m;  $\epsilon_r = 41.4$ ;  $\rho = 1000$  kg/m<sup>3</sup>

Phantom section: Flat Section

Measurement Standard: DASY5 (IEEE/IEC/ANSI C63.19-2011)

DASY52 Configuration:

- Probe: EX3DV4 - SN7349; ConvF(10.11, 10.11, 10.11) @ 750 MHz; Calibrated: 31.12.2021
- Sensor-Surface: 1.4mm (Mechanical Surface Detection)
- Electronics: DAE4 Sn601; Calibrated: 01.11.2021
- Phantom: Flat Phantom 4.9 (front); Type: QD 00L P49 AA; Serial: 1001
- DASY52 52.10.4(1535); SEMCAD X 14.6.14(7501)

### Dipole Calibration for Head Tissue/Pin=250 mW, d=15mm/Zoom Scan (7x7x7)/Cube 0:

Measurement grid: dx=5mm, dy=5mm, dz=5mm

Reference Value = 60.73 V/m; Power Drift = -0.08 dB


Peak SAR (extrapolated) = 3.28 W/kg

**SAR(1 g) = 2.16 W/kg; SAR(10 g) = 1.42 W/kg**

Smallest distance from peaks to all points 3 dB below: Larger than measurement grid (> 15 mm)

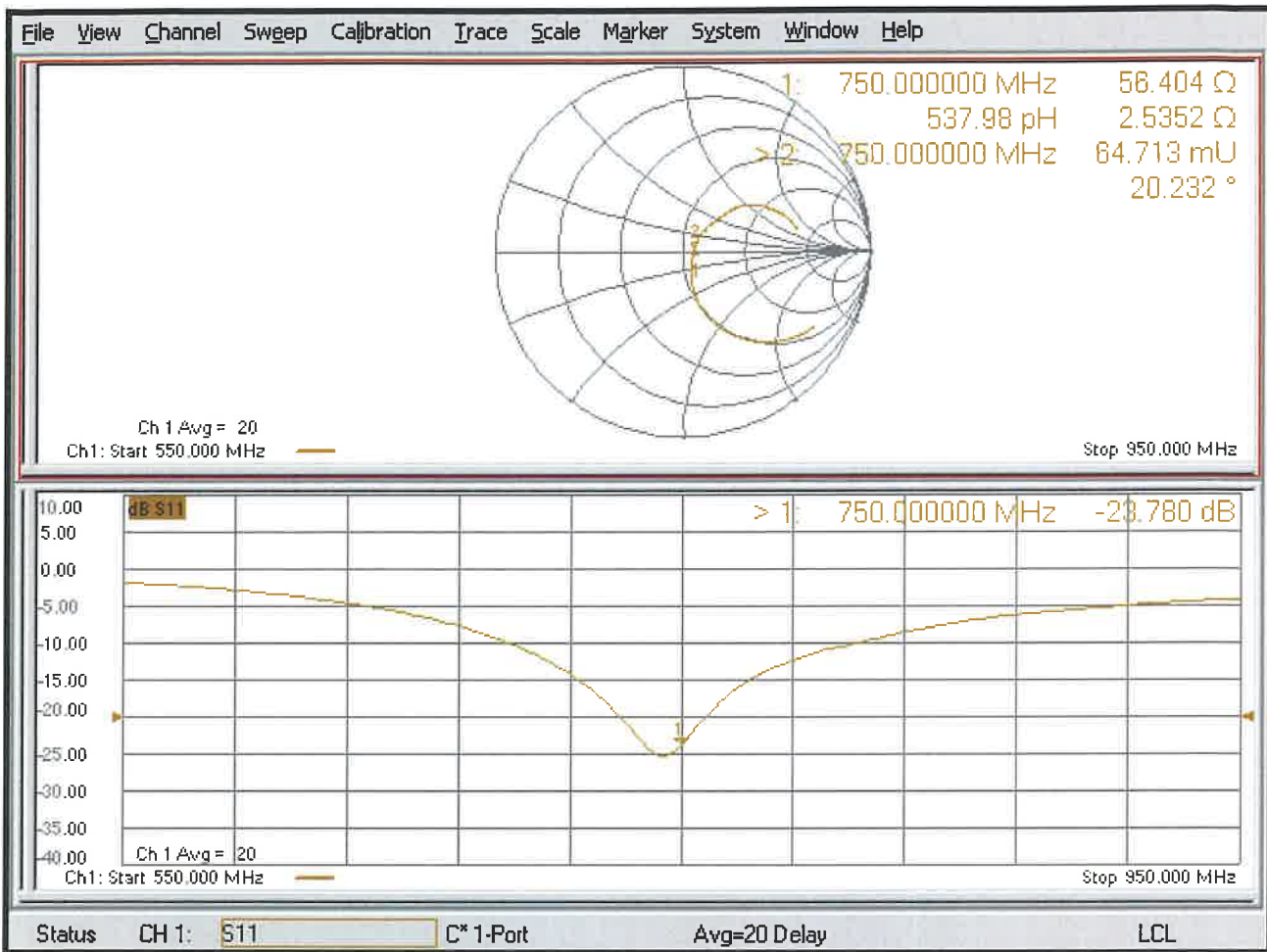
Ratio of SAR at M2 to SAR at M1 = 65.8%

Maximum value of SAR (measured) = 2.90 W/kg



0 dB = 2.90 W/kg = 4.62 dBW/kg

# Impedance Measurement Plot for Head TSL



# CERTIFICATE OF CALIBRATION

ISSUED BY UL INTERNATIONAL (UK) LTD

DATE OF ISSUE: 29/Nov/2021      CERTIFICATE NUMBER : 13685241JD01A



5772

UL INTERNATIONAL (UK) LTD  
UNIT 1-3 HORIZON  
KINGSLAND PARK, WADE ROAD  
BASINGSTOKE, HAMPSHIRE  
RG24 8AH, UK  
TEL: +44 (0) 1256 312100  
FAX: +44 (0) 1256 312001  
Email: LST.UK.Calibration@ul.com



Page 1 of 6

APPROVED SIGNATORY

A handwritten signature in black ink, appearing to read 'M. Naseer', is written over a horizontal dotted line.

Naseer Mirza

## Customer :

UL VS Inc  
47173 Benicia Street  
Fremont, CA 94538, USA

## Equipment Details:

Description:	Dipole Validation Kit	Date of Receipt:	19/Nov/2021
Manufacturer:	SPEAG		
Type/Model Number:	D750V3		
Serial Number:	1071		
Calibration Date:	24/Nov/2021		
Calibrated By:	Masood Khan Test Engineer		
Signature:	A handwritten signature in black ink, appearing to read 'Masood Khan', is written over a horizontal dotted line.		

All Calibration have been conducted in the closed laboratory facility: Lab Temperature (22±3) °C and humidity < 70%

This certificate is issued in accordance with the laboratory accreditation requirements of the United Kingdom Accreditation Service. It provides traceability of measurement to the SI system of units and/or to units of measurement realised at the National Physical Laboratory or other recognised national metrology institutes. This certificate may not be reproduced other than in full, except with the prior written approval of the issuing laboratory.

Use of the UKAS mark demonstrates that compliance with the requirements of BS/EN/ISO/IEC 17025 has been independently assessed.



# CERTIFICATE OF CALIBRATION ISSUED BY UL INTERNATIONAL (UK) LTD

CERTIFICATE  
NUMBER :  
13685241JD01A

UKAS Accredited Calibration Laboratory No. 5772

Page 2 of 6

The calibration methods and procedures used were as detailed in:

1. **IEC 62209-1:2016:** Procedure to determine the specific absorption rate (SAR) for hand-held devices used in close proximity to the ear (frequency range of 300 MHz to 3 GHz)
2. **IEC 62209-2:2010:** Procedure to determine the specific absorption rate (SAR) for wireless communication devices used in close proximity to the human body (frequency range of 30 MHz to 6 GHz)
3. **IEEE 1528: 2013:** IEEE Recommended Practice for Determining the Peak Spatial-Average Specific Absorption Rate (SAR) in the Human Head from Wireless Communication Devices: Measurement Techniques
4. FCC KDB Publication Number: **"KDB865664 D01 SAR Measurement 100 MHz to 6 GHz"**
5. **DASY 6 System Handbook**
6. **Dipole Calibration Procedure V1.2:** Calibration performed as per internal procedure

The measuring equipment used to perform the calibration, documented in this certificate has been calibrated in accordance with the manufacturers' recommendations, and is traceable to recognized national standards.

UL No.	Instrument	Manufacturer	Type No.	Serial No.	Date Last Calibrated	Cal. Interval (Months)
PRE0135115	Data Acquisition Electronics	SPEAG	DAE4	1438	12 Apr 2021	12
PRE0178314	Probe	SPEAG	EX3DV4	7496	16 Mar 2021	12
PRE0133692	Dipole	SPEAG	D750V3	SN1011	15 Feb 2021	12
PRE0151451	Power Monitoring Kit	Art-Fi	ART 100850-01	0001	Cal as part of System	-
PRE0151441	Power Sensor	Rhode & Schwarz	NRP8S	102481	22 Mar 2021	12
PRE0151154	Vector Network Analyser	Rhode & Schwarz	ZND 1328.5170K92	100151	23 Mar 2021	12
ULEID212645	Calibration Kit	Rhode & Schwarz	ZN-Z135 (f)	101005	22 Oct 2021	12
PRE0178154	Signal Generator	Rhode & Schwarz	SMB 100A	175325	25 Mar 2021	12



# CERTIFICATE OF CALIBRATION ISSUED BY UL INTERNATIONAL (UK) LTD

UKAS Accredited Calibration Laboratory No. 5772

CERTIFICATE  
NUMBER :  
13685241JD01A

Page 3 of 6

## SAR System Specification

Robot System Positioner:	Stäubli Unimation Corp. Robot Model: TX60L
Robot Serial Number:	F17/5ENYG1/A/01
DASY Version:	cDASY16.0.0.116
Phantom:	Flat section of SAM Twin Phantom
Distance Dipole Centre:	15 mm (with spacer)
Frequency:	750 MHz

## Dielectric Property Measurements – Head Simulating Liquid (HSL)

Simulant Liquid	Frequency (MHz)	Room Temp		Liquid Temp		Parameters	Target Value	Measured Value	Uncertainty (%)
		Start	End	Start	End				
Head	750	21.2 °C	21 °C	21.1 °C	21 °C	$\epsilon_r$	41.94	42.29	± 5%
						$\sigma$	0.89	0.90	± 5%

## SAR Results – Head Simulating Liquid (HSL)

Simulant Liquid	SAR Measured	250 mW input Power	Normalised to 1.00 W	Uncertainty (%)
Head	SAR averaged over 1g	2.1 W/Kg	<b>8.36 W/Kg</b>	+16.80 / -16.43%
	SAR averaged over 10g	1.39 W/Kg	<b>5.53 W/Kg</b>	+16.72 / -16.42%

## Antenna Parameters – Head Simulating Liquid (HSL)

Simulant Liquid	Parameter	Measured Level	Uncertainty (%)
Head	Impedance	46.26 + 0.86j $\Omega$	± 3.01
	Return Loss	27.89	± 2.97

# CERTIFICATE OF CALIBRATION

## ISSUED BY UL INTERNATIONAL (UK) LTD

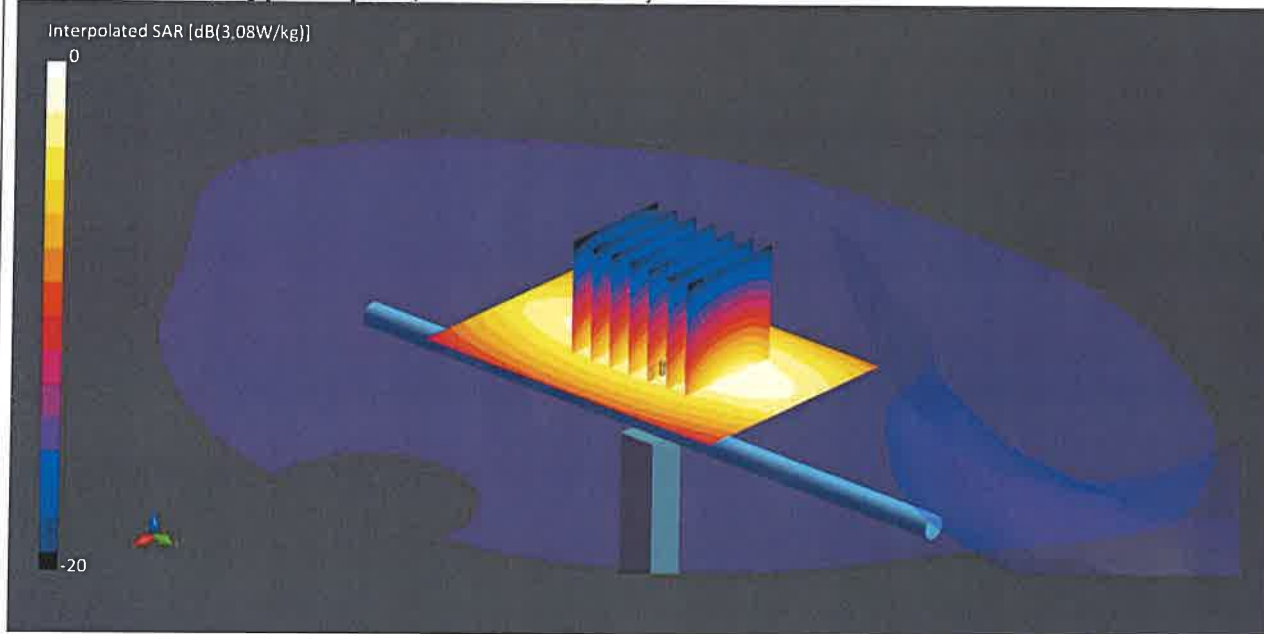
UKAS Accredited Calibration Laboratory No. 5772

CERTIFICATE  
NUMBER :  
13685241JD01A

Page 4 of 6

### DASY Validation Scan for Head Stimulating Liquid (HSL)

DUT: D750V3; Type: Dipole; Serial: SN1071;



Communication System: CW UID: 0; Frequency: 750.0 MHz; Duty Cycle: 1;  
Medium: HSL; Site65\_23Nov2021\_030728\_Head - 750 900 1800 1900 5GHz 5%; Medium  
parameters used:  $f = 750.0$  MHz;  $\sigma = 0.9$  S/m;  $\epsilon_r = 42.3$ ;  $\rho = 1000$  kg/m<sup>3</sup>;  $\Delta\epsilon_r = 0.85$  %;  $\Delta\sigma = 0.62$  %; No correction

Phantom section: Flat;

DASY 6 Configuration:

- Laboratory Name: Site65;
- Probe: EX3DV4 - SN7496; ConvF(10.34, 10.34, 10.34); Calibrated: 16 Mar 2021
- Sensor-Surface: 1.4 mm; VMS + 6p
- Electronics: DAE4 - SN1438; Calibrated: 12 Apr 2021
- Phantom: Twin-SAM V8.0 (30deg probe tilt); Serial: 1945
- Measurement SW: cDASY6.14.0.959

**Area Scan (60x90):** Interpolated grid: dx=15 mm, dy=15 mm

**Zoom Scan1(30x30x30):** Measurement grid: dx=6 mm, dy=6 mm, dz=1.5 mm; Grading Ratio: 1.5; Reference Value = 2.450 V/m; Power Drift = 0.01 dB

Minimum horizontal 3dB distance: 18.8 mm;

Vertical M2/M1 Ratio: 89.5 %;

**SAR(1 g) = 2.100 W/kg; SAR(10 g) = 1.390 W/kg**

# CERTIFICATE OF CALIBRATION

## ISSUED BY UL INTERNATIONAL (UK) LTD

UKAS Accredited Calibration Laboratory No. 5772

CERTIFICATE  
NUMBER :  
13685241JD01A

Page 5 of 6

### Impedance Measurement Plot for Head Stimulating Liquid (HSL)

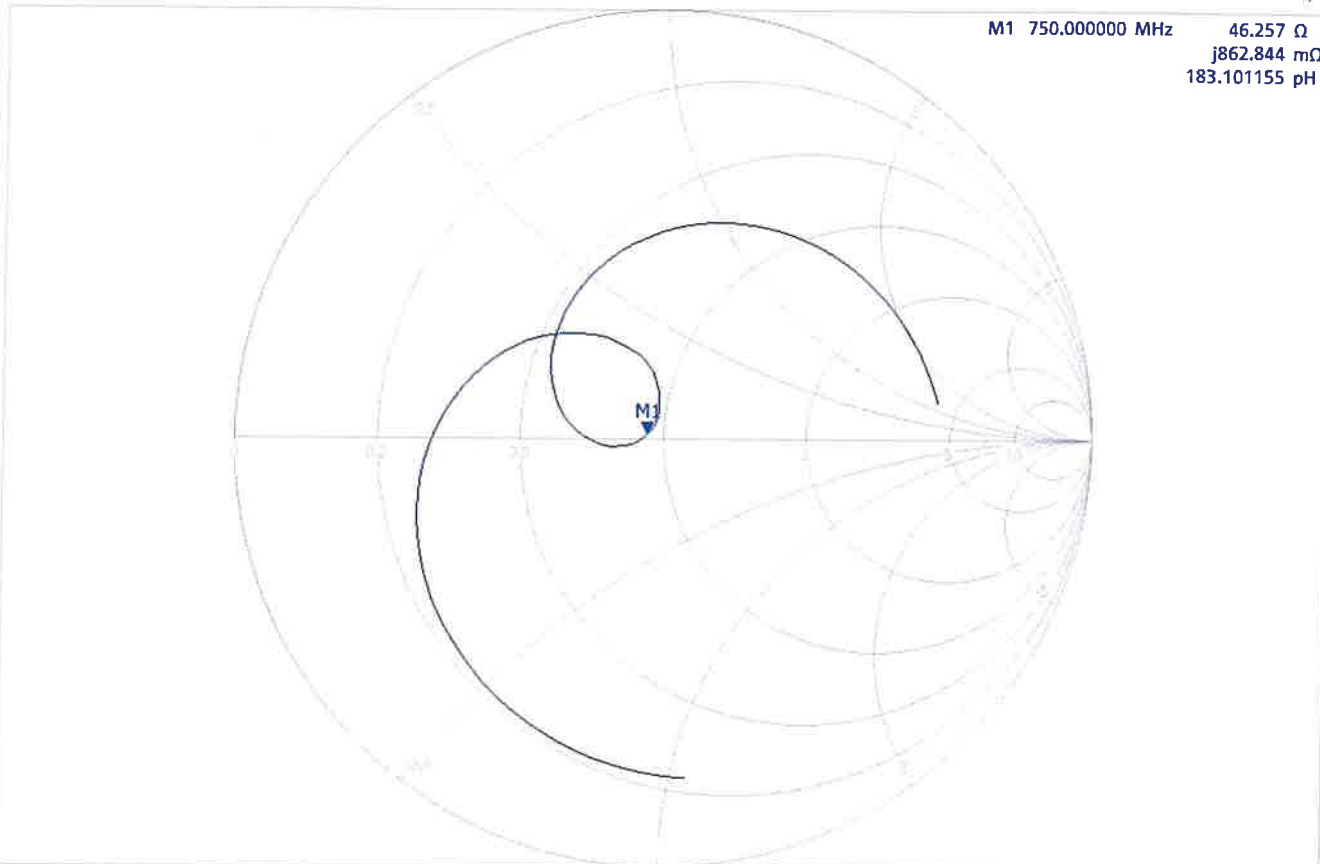


11/24/2021 6:13:20 PM  
1328.5170K92-100151-MV

Trc1 — S11 Smith 200 mU/ Ref 1 U Cal

1

M1 750.000000 MHz 46.257  $\Omega$   
j862.844 m $\Omega$   
183.101155 pH



Ch1 Center 750 MHz

Pwr -10 dBm Bw 10 kHz

Span 400 MHz

# CERTIFICATE OF CALIBRATION

## ISSUED BY UL INTERNATIONAL (UK) LTD

UKAS Accredited Calibration Laboratory No. 5772

CERTIFICATE  
NUMBER :  
13685241JD01A

Page 6 of 6

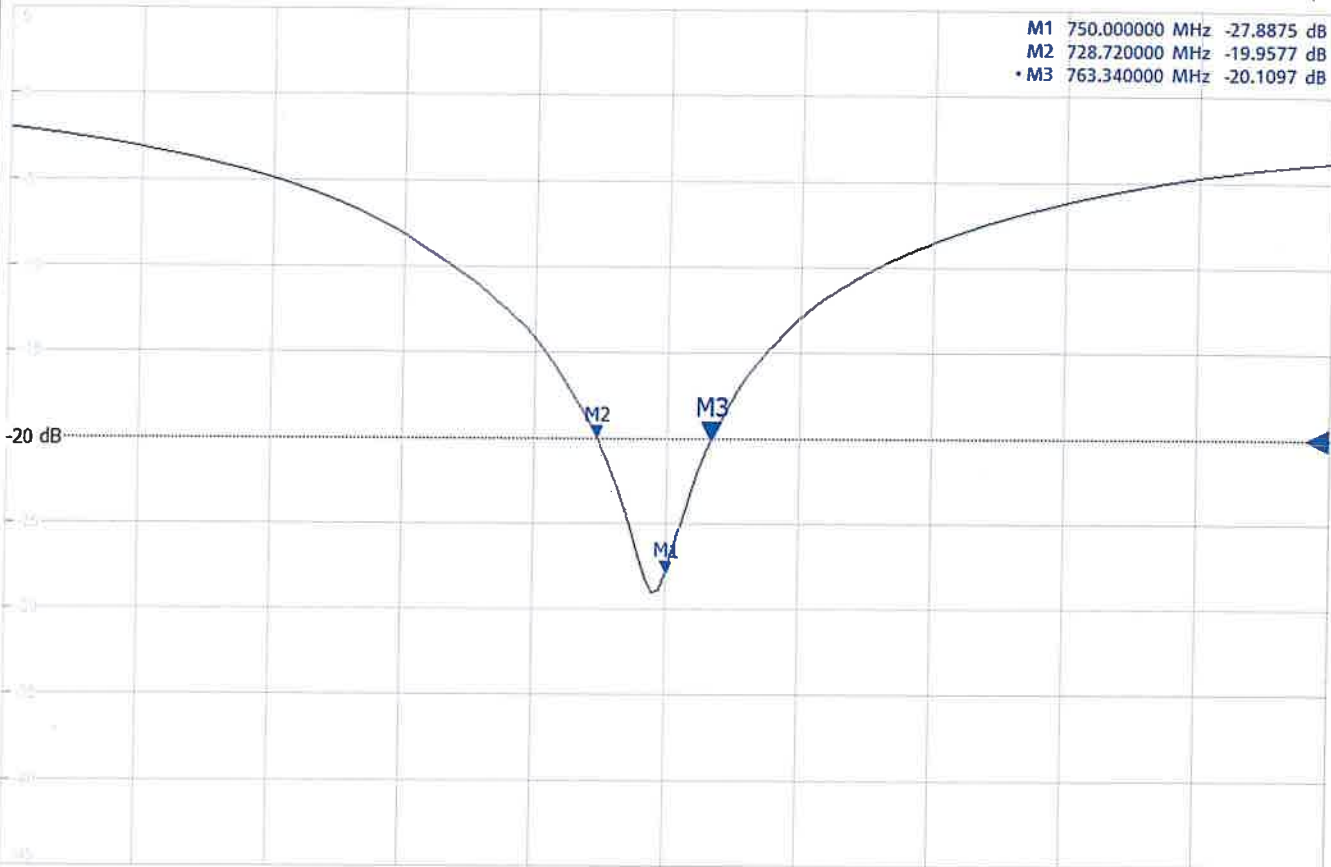
### Return Loss Measurement Plot for Head Stimulating Liquid (HSL)

11/24/2021 6:12:54 PM  
1328.5170K92-100151-MV

Trc1 — 511 dB Mag 5 dB/ Ref -20 dB Cal

1

M1	750.000000 MHz	-27.8875 dB
M2	728.720000 MHz	-19.9577 dB
M3	763.340000 MHz	-20.1097 dB





Ch1 Center 750 MHz


Pwr -10 dBm Bw 10 kHz

Span 400 MHz

**Calibration Certificate Label:**

	<p><b>UL INTERNATIONAL (UK) LTD</b> <b>Tel: +44 (0) 1256312100</b></p> <p>Certificate Number: 13685241JD01A</p> <p>Instrument ID: 1071</p> <p>Calibration Date: 24/Nov/2021</p> <p>Calibration Due Date:</p>
---	--

	<p><b>UL INTERNATIONAL (UK) LTD</b> <b>Tel: +44 (0) 1256312100</b></p> <p>Certificate Number: 13685241JD01A</p> <p>Instrument ID: 1071</p> <p>Calibration Date: 24/Nov/2021</p> <p>Calibration Due Date:</p>
---	--

	<p><b>UL INTERNATIONAL (UK) LTD</b> <b>Tel: +44 (0) 1256312100</b></p> <p>Certificate Number: 13685241JD01A</p> <p>Instrument ID: 1071</p> <p>Calibration Date: 24/Nov/2021</p> <p>Calibration Due Date:</p>
---	--



Accredited by the Swiss Accreditation Service (SAS)  
The Swiss Accreditation Service is one of the signatories to the EA  
Multilateral Agreement for the recognition of calibration certificates

Accreditation No.: **SCS 0108**

Client **UL USA**

Certificate No: **D835V2-4d142\_Aug21**

## CALIBRATION CERTIFICATE

Object **D835V2 - SN:4d142**

Calibration procedure(s) **QA CAL-05.v11  
Calibration Procedure for SAR Validation Sources between 0.7-3 GHz**

Calibration date: **August 10, 2021**

This calibration certificate documents the traceability to national standards, which realize the physical units of measurements (SI).  
The measurements and the uncertainties with confidence probability are given on the following pages and are part of the certificate.

All calibrations have been conducted in the closed laboratory facility: environment temperature (22 ± 3)°C and humidity < 70%.

Calibration Equipment used (M&TE critical for calibration)

Primary Standards	ID #	Cal Date (Certificate No.)	Scheduled Calibration
Power meter NRP	SN: 104778	09-Apr-21 (No. 217-03291/03292)	Apr-22
Power sensor NRP-Z91	SN: 103244	09-Apr-21 (No. 217-03291)	Apr-22
Power sensor NRP-Z91	SN: 103245	09-Apr-21 (No. 217-03292)	Apr-22
Reference 20 dB Attenuator	SN: BH9394 (20k)	09-Apr-21 (No. 217-03343)	Apr-22
Type-N mismatch combination	SN: 310982 / 06327	09-Apr-21 (No. 217-03344)	Apr-22
Reference Probe EX3DV4	SN: 7349	28-Dec-20 (No. EX3-7349_Dec20)	Dec-21
DAE4	SN: 601	02-Nov-20 (No. DAE4-601_Nov20)	Nov-21

Secondary Standards	ID #	Check Date (in house)	Scheduled Check
Power meter E4419B	SN: GB39512475	30-Oct-14 (in house check Oct-20)	In house check: Oct-22
Power sensor HP 8481A	SN: US37292783	07-Oct-15 (in house check Oct-20)	In house check: Oct-22
Power sensor HP 8481A	SN: MY41092317	07-Oct-15 (in house check Oct-20)	In house check: Oct-22
RF generator R&S SMT-06	SN: 100972	15-Jun-15 (in house check Oct-20)	In house check: Oct-22
Network Analyzer Agilent E8358A	SN: US41080477	31-Mar-14 (in house check Oct-20)	In house check: Oct-21

	Name	Function	Signature
Calibrated by:	Leif Klysner	Laboratory Technician	
Approved by:	Katja Pokovic	Technical Manager	

Issued: August 10, 2021

This calibration certificate shall not be reproduced except in full without written approval of the laboratory.





Accredited by the Swiss Accreditation Service (SAS)

Accreditation No.: **SCS 0108**

The Swiss Accreditation Service is one of the signatories to the EA  
Multilateral Agreement for the recognition of calibration certificates

**Glossary:**

TSL	tissue simulating liquid
ConvF	sensitivity in TSL / NORM x,y,z
N/A	not applicable or not measured

**Calibration is Performed According to the Following Standards:**

- a) IEC/IEEE 62209-1528, "Measurement Procedure For The Assessment Of Specific Absorption Rate Of Human Exposure To Radio Frequency Fields From Hand-Held And Body-Worn Wireless Communication Devices - Part 1528: Human Models, Instrumentation And Procedures (Frequency Range of 4 MHz to 10 GHz)", October 2020.
- b) KDB 865664, "SAR Measurement Requirements for 100 MHz to 6 GHz"

**Additional Documentation:**

- c) DASY System Handbook

**Methods Applied and Interpretation of Parameters:**

- *Measurement Conditions:* Further details are available from the Validation Report at the end of the certificate. All figures stated in the certificate are valid at the frequency indicated.
- *Antenna Parameters with TSL:* The source is mounted in a touch configuration below the center marking of the flat phantom.
- *Return Loss:* This parameter is measured with the source positioned under the liquid filled phantom (as described in the measurement condition clause). The Return Loss ensures low reflected power. No uncertainty required.
- *SAR measured:* SAR measured at the stated antenna input power.
- *SAR normalized:* SAR as measured, normalized to an input power of 1 W at the antenna connector.
- *SAR for nominal TSL parameters:* The measured TSL parameters are used to calculate the nominal SAR result.

The reported uncertainty of measurement is stated as the standard uncertainty of measurement multiplied by the coverage factor  $k=2$ , which for a normal distribution corresponds to a coverage probability of approximately 95%.



## Measurement Conditions

DASY system configuration, as far as not given on page 1.

<b>DASY Version</b>	DASY52	V52.10.4
<b>Extrapolation</b>	Advanced Extrapolation	
<b>Phantom</b>	Modular Flat Phantom	
<b>Distance Dipole Center - TSL</b>	15 mm	with Spacer
<b>Zoom Scan Resolution</b>	dx, dy, dz = 5 mm	
<b>Frequency</b>	835 MHz ± 1 MHz	

## Head TSL parameters

The following parameters and calculations were applied.

	Temperature	Permittivity	Conductivity
<b>Nominal Head TSL parameters</b>	22.0 °C	41.5	0.90 mho/m
<b>Measured Head TSL parameters</b>	(22.0 ± 0.2) °C	41.6 ± 6 %	0.92 mho/m ± 6 %
<b>Head TSL temperature change during test</b>	< 0.5 °C	----	----

## SAR result with Head TSL

<b>SAR averaged over 1 cm<sup>3</sup> (1 g) of Head TSL</b>	Condition	
SAR measured	250 mW input power	2.45 W/kg
SAR for nominal Head TSL parameters	normalized to 1W	<b>9.64 W/kg ± 17.0 % (k=2)</b>

<b>SAR averaged over 10 cm<sup>3</sup> (10 g) of Head TSL</b>	condition	
SAR measured	250 mW input power	1.59 W/kg
SAR for nominal Head TSL parameters	normalized to 1W	<b>6.28 W/kg ± 16.5 % (k=2)</b>

## Appendix (Additional assessments outside the scope of SCS 0108)

### Antenna Parameters with Head TSL

Impedance, transformed to feed point	50.4 $\Omega$ - 4.9 j $\Omega$
Return Loss	- 26.2 dB

### General Antenna Parameters and Design

Electrical Delay (one direction)	1.394 ns
----------------------------------	----------

After long term use with 100W radiated power, only a slight warming of the dipole near the feedpoint can be measured.

The dipole is made of standard semirigid coaxial cable. The center conductor of the feeding line is directly connected to the second arm of the dipole. The antenna is therefore short-circuited for DC-signals. On some of the dipoles, small end caps are added to the dipole arms in order to improve matching when loaded according to the position as explained in the "Measurement Conditions" paragraph. The SAR data are not affected by this change. The overall dipole length is still according to the Standard.

No excessive force must be applied to the dipole arms, because they might bend or the soldered connections near the feedpoint may be damaged.

### Additional EUT Data

Manufactured by	SPEAG
-----------------	-------

# DASY5 Validation Report for Head TSL

Date: 10.08.2021

Test Laboratory: SPEAG, Zurich, Switzerland

**DUT: Dipole 835 MHz; Type: D835V2; Serial: D835V2 - SN:4d142**

Communication System: UID 0 - CW; Frequency: 835 MHz

Medium parameters used:  $f = 835 \text{ MHz}$ ;  $\sigma = 0.92 \text{ S/m}$ ;  $\epsilon_r = 41.6$ ;  $\rho = 1000 \text{ kg/m}^3$

Phantom section: Flat Section

Measurement Standard: DASY5 (IEEE/IEC/ANSI C63.19-2011)

DASY52 Configuration:

- Probe: EX3DV4 - SN7349; ConvF(9.69, 9.69, 9.69) @ 835 MHz; Calibrated: 28.12.2020
- Sensor-Surface: 1.4mm (Mechanical Surface Detection)
- Electronics: DAE4 Sn601; Calibrated: 02.11.2020
- Phantom: Flat Phantom 4.9 (front); Type: QD 00L P49 AA; Serial: 1001
- DASY52 52.10.4(1535); SEMCAD X 14.6.14(7501)

## Dipole Calibration for Head Tissue/Pin=250 mW, d=15mm/Zoom Scan (7x7x7)/Cube 0:

Measurement grid: dx=5mm, dy=5mm, dz=5mm

Reference Value = 63.24 V/m; Power Drift = -0.01 dB


Peak SAR (extrapolated) = 3.66 W/kg

**SAR(1 g) = 2.45 W/kg; SAR(10 g) = 1.59 W/kg**

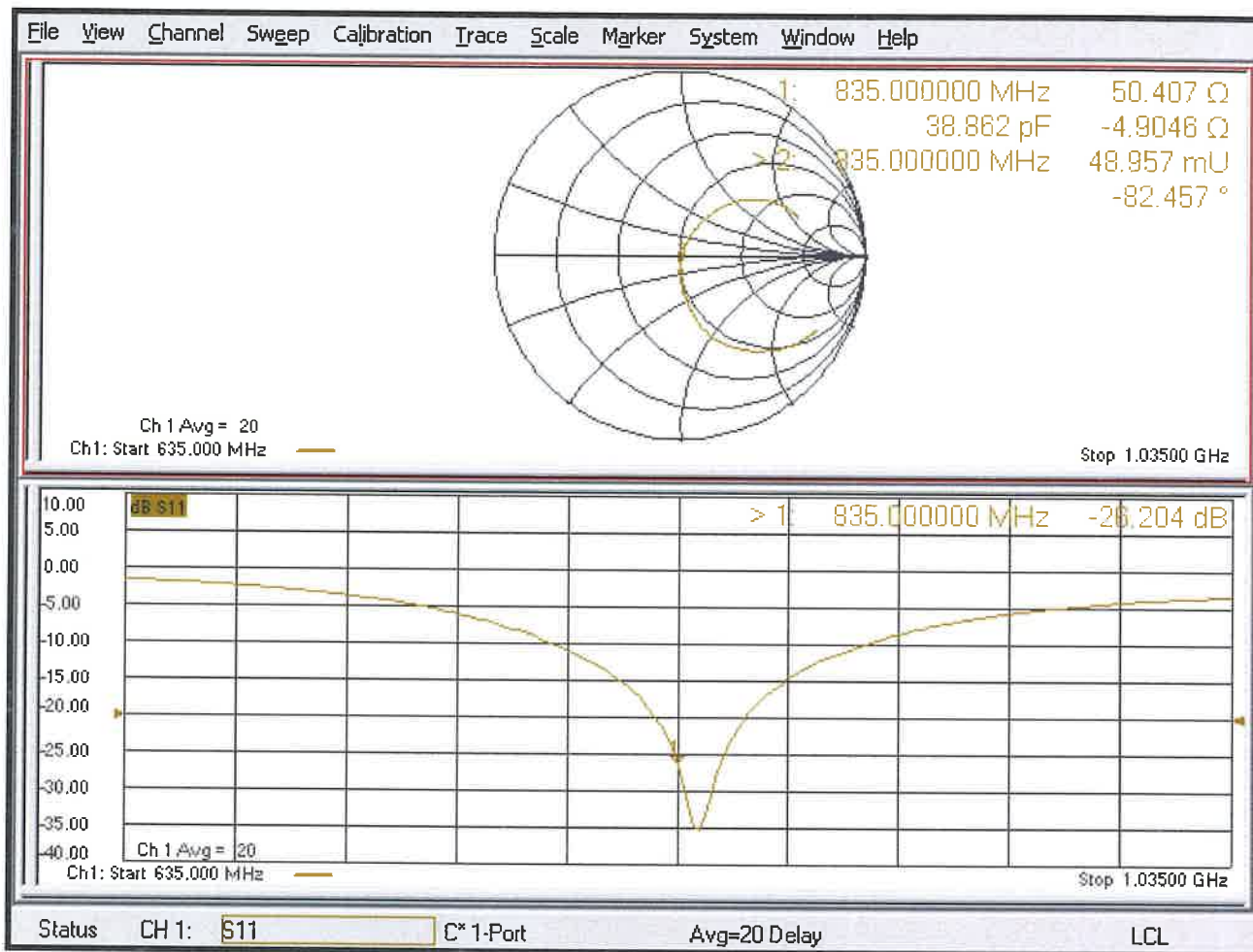
Smallest distance from peaks to all points 3 dB below = 16 mm

Ratio of SAR at M2 to SAR at M1 = 66.7%

Maximum value of SAR (measured) = 3.25 W/kg



# Impedance Measurement Plot for Head TSL



# CERTIFICATE OF CALIBRATION

ISSUED BY **UL INTERNATIONAL (UK) LTD**

DATE OF ISSUE: 06/Oct/2021

CERTIFICATE NUMBER : 13697410JD01A



5772

UL INTERNATIONAL (UK) LTD  
UNIT 1-3 HORIZON  
KINGSLAND PARK, WADE ROAD  
BASINGSTOKE, HAMPSHIRE  
RG24 8AH, UK  
TEL: +44 (0) 1256 312100  
FAX: +44 (0) 1256 312001  
Email: LST.UK.Calibration@ul.com



Page 1 of 10

**APPROVED SIGNATORY**

.....  
Naseer Mirza

**Customer :**

UL VS Inc  
47173 Benicia Street  
Fremont, CA 94538, USA

**Equipment Details:**

Description:	Dipole Validation Kit	Date of Receipt:	24/Sep/2021
Manufacturer:	Speag		
Type/Model Number:	D900V2		
Serial Number:	1d143		
Calibration Date:	29/Sep/2021		
Calibrated By:	Masood Khan Test Engineer		

Signature:   
.....

All Calibration have been conducted in the closed laboratory facility: Lab Temperature (22±3) °C and humidity < 70%

This certificate is issued in accordance with the laboratory accreditation requirements of the United Kingdom Accreditation Service. It provides traceability of measurement to the SI system of units and/or to units of measurement realised at the National Physical Laboratory or other recognised national metrology institutes. This certificate may not be reproduced other than in full, except with the prior written approval of the issuing laboratory.

Use of the UKAS mark demonstrates that compliance with the requirements of BS/EN/ISO/IEC 17025:2017 has been independently assessed.

# CERTIFICATE OF CALIBRATION

## ISSUED BY UL INTERNATIONAL (UK) LTD

UKAS Accredited Calibration Laboratory No. 5772

CERTIFICATE  
NUMBER :  
13697410JD01A

Page 2 of 10

The calibration methods and procedures used were as detailed in:

1. **IEC 62209-1:2016:** Procedure to determine the specific absorption rate (SAR) for hand-held devices used in close proximity to the ear (frequency range of 300 MHz to 3 GHz)
2. **IEC 62209-2:2010:** Procedure to determine the specific absorption rate (SAR) for wireless communication devices used in close proximity to the human body (frequency range of 30 MHz to 6 GHz)
3. **IEEE 1528: 2013:** IEEE Recommended Practice for Determining the Peak Spatial-Average Specific Absorption Rate (SAR) in the Human Head from Wireless Communication Devices: Measurement Techniques
4. FCC KDB Publication Number: “**KDB865664 D01 SAR Measurement 100 MHz to 6 GHz**”
5. **DASY 6 System Handbook**
6. **Dipole Calibration Procedure V1.2:** Calibration performed as per internal procedure

The measuring equipment used to perform the calibration, documented in this certificate has been calibrated in accordance with the manufacturers' recommendations, and is traceable to recognized national standards.

UL No.	Instrument	Manufacturer	Type No.	Serial No.	Date Last Calibrated	Cal. Interval (Months)
PRE0135115	Data Acquisition Electronics	SPEAG	DAE4	1438	12 Apr 2021	12
PRE0134817	Probe	SPEAG	ES3DV3	3335	14 Jan 2021	12
PRE0134199	Dipole	SPEAG	D900V2	SN035	15 Feb 2021	12
PRE0151451	Power Monitoring Kit	Art-Fi	ART 100850-01	0001	Cal as part of System	-
PRE0151441	Power Sensor	Rhode & Schwarz	NRP8S	102481	22 Mar 2021	12
M2028	Vector Network Analyser	Keysight Technologies	E5071C	MY46521873	20 Jul 2021	12
M2029	Calibration Kit	Keysight Technologies	N4691B	MY46181255	02 Aug 2021	12
PRE0134063	Signal Generator	HP	8648C	3537A01598	03 Mar 2021	12

# CERTIFICATE OF CALIBRATION

## ISSUED BY UL INTERNATIONAL (UK) LTD

UKAS Accredited Calibration Laboratory No. 5772

CERTIFICATE  
NUMBER :  
13697410JD01A

Page 3 of 10

### SAR System Specification

<b>Robot System Positioner:</b>	Stäubli Unimation Corp. Robot Model: TX60L
<b>Robot Serial Number:</b>	F17/5ENYG1/A/01
<b>DASY Version:</b>	cDASY16.0.0.116
<b>Phantom:</b>	Flat section of SAM Twin Phantom
<b>Distance Dipole Centre:</b>	15 mm (with spacer)
<b>Frequency:</b>	900 MHz

### Dielectric Property Measurements – Head Simulating Liquid (HSL)

Simulant Liquid	Frequency (MHz)	Room Temp		Liquid Temp		Parameters	Target Value	Measured Value	Uncertainty (%)
		Start	End	Start	End				
Head	900	21.1 °C	20.9 °C	20.8 °C	20.6 °C	$\epsilon_r$	41.50	42.05	± 5%
						$\sigma$	0.97	0.95	± 5%

### SAR Results – Head Simulating Liquid (HSL)

Simulant Liquid	SAR Measured	250 mW input Power	Normalised to 1.00 W	Uncertainty (%)
Head	SAR averaged over 1g	2.69 W/Kg	<b>10.71 W/Kg</b>	+16.80 / -16.43%
	SAR averaged over 10g	1.75 W/Kg	<b>6.97 W/Kg</b>	+16.72 / -16.42%

### Antenna Parameters – Head Simulating Liquid (HSL)

Simulant Liquid	Parameter	Measured Level	Uncertainty (%)
Head	Impedance	48.64 - 0.027j $\Omega$	± 3.01
	Return Loss	36.76	± 3.34



# CERTIFICATE OF CALIBRATION

## ISSUED BY UL INTERNATIONAL (UK) LTD

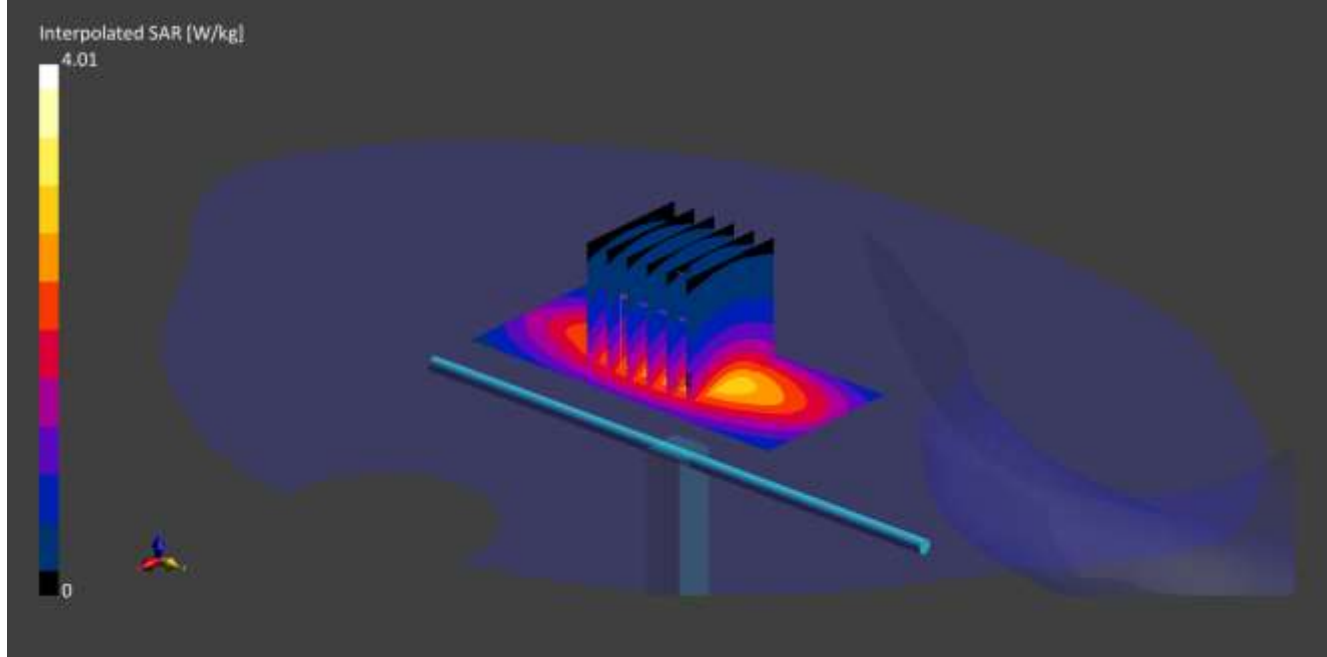
UKAS Accredited Calibration Laboratory No. 5772

CERTIFICATE  
NUMBER :  
13697410JD01A

Page 5 of 10

### DASY Validation Scan for Head Stimulating Liquid (HSL)

DUT: D900V2; Type: Dipole; Serial: SN1d143;



Communication System: CW UID: 0; Frequency: 900.0 MHz; Duty Cycle: 1;  
Medium: HSL; Site65\_28Sep2021\_082639\_Head - 900 1800 1900 2300 2600 5%; Medium  
parameters used:  $f = 900.0$  MHz;  $\sigma = 0.946$  S/m;  $\epsilon_r = 42.1$ ;  $\rho = 1000$  kg/m<sup>3</sup>;  $\Delta\epsilon_r = 1.33$  %;  $\Delta\sigma =$   
-2.48 %; No correction

Phantom section: Flat;

DASY 6 Configuration:

- Laboratory Name: Site65;
- Probe: ES3DV3 - SN3335; ConvF(6.18, 6.18, 6.18); Calibrated: 14 Jan 2021
- Sensor-Surface: 3 mm; VMS + 6p
- Electronics: DAE4 - SN1438; Calibrated: 12 Apr 2021
- Phantom: Twin-SAM V8.0 (30deg probe tilt); Serial: 1945
- Measurement SW: cDASY16.0.0.116

**Area Scan (40x90):** Interpolated grid: dx=10 mm, dy=15 mm

**Zoom Scan1(30x30x30):** Measurement grid: dx=6 mm, dy=6 mm, dz=1.5 mm; Grading Ratio:  
1.5; Reference Value = 3.130 V/m; Power Drift = 0.00 dB

Minimum horizontal 3dB distance: 22.1 mm;

Vertical M2/M1 Ratio: 88.9 %;

**SAR(1 g) = 2.690 W/kg; SAR(10 g) = 1.750 W/kg**

# CERTIFICATE OF CALIBRATION

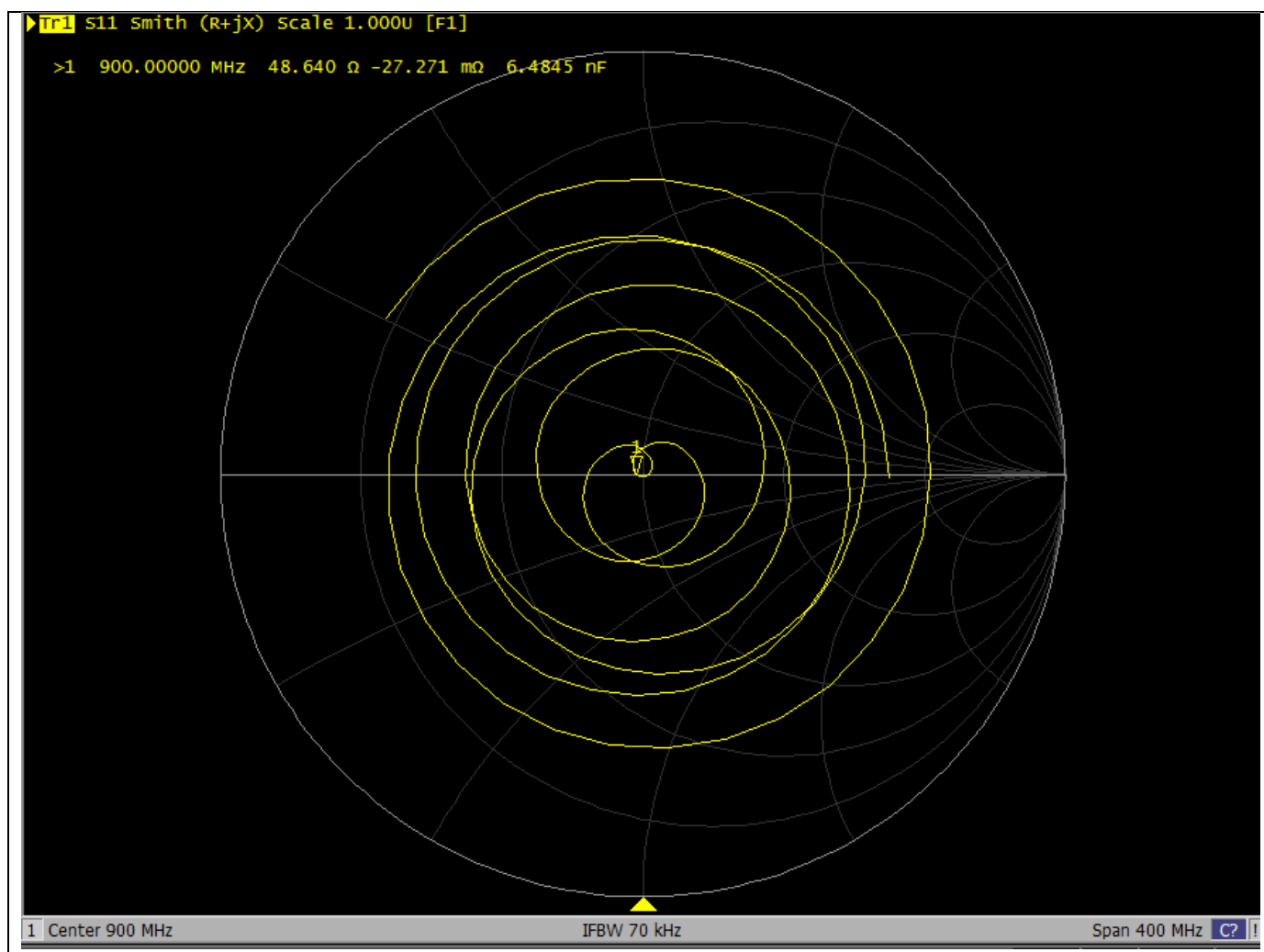
## ISSUED BY UL INTERNATIONAL (UK) LTD

UKAS Accredited Calibration Laboratory No. 5772

CERTIFICATE  
NUMBER :  
13697410JD01A

Page 6 of 10

### Impedance Measurement Plot for Head Stimulating Liquid (HSL)



# CERTIFICATE OF CALIBRATION

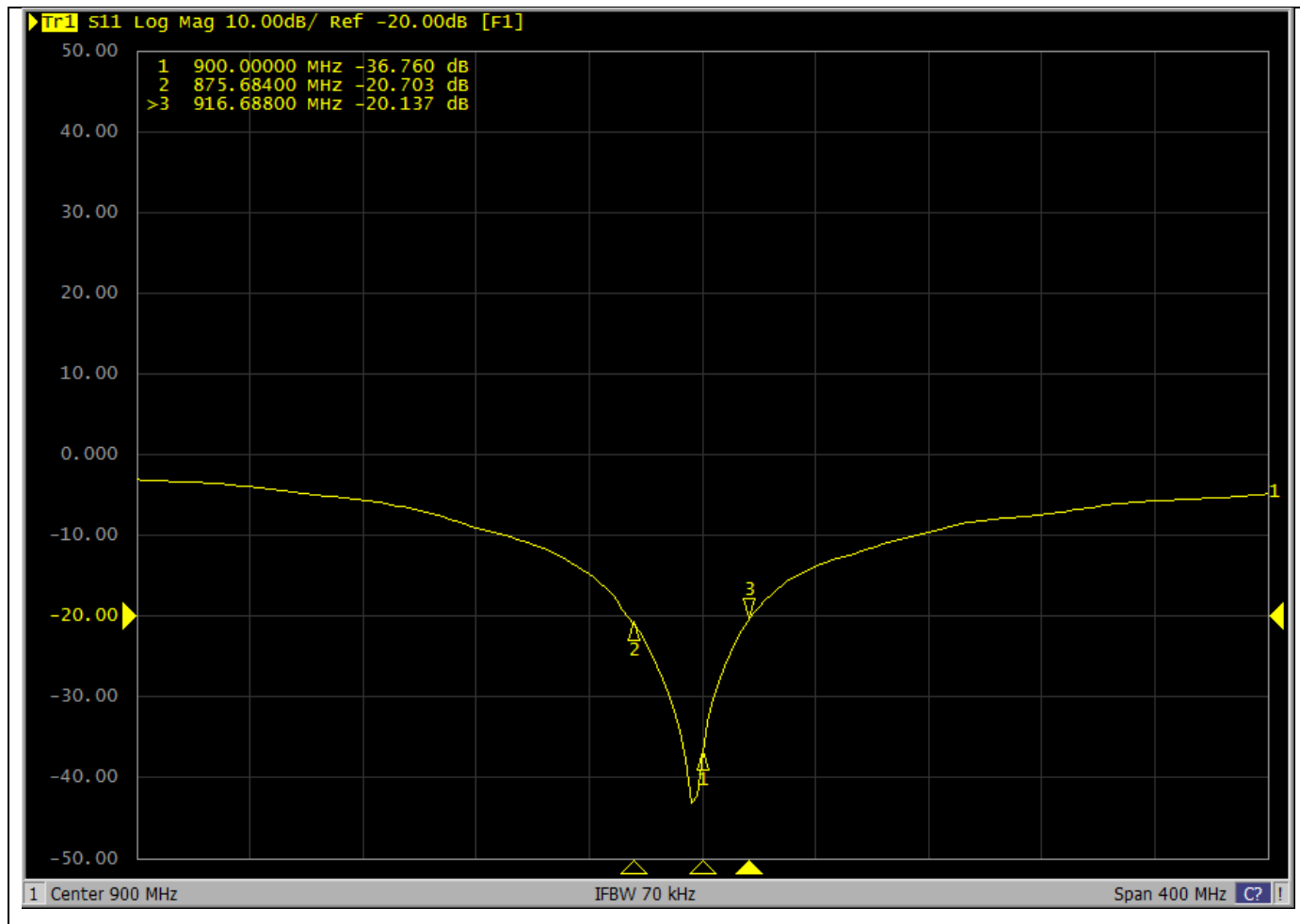
## ISSUED BY UL INTERNATIONAL (UK) LTD

UKAS Accredited Calibration Laboratory No. 5772


CERTIFICATE  
NUMBER :  
13697410JD01A


Page 7 of 10


### Return Loss Measurement Plot for Head Stimulating Liquid (HSL)



**Calibration Certificate Label:**

	<p><b>UL INTERNATIONAL (UK) LTD</b> <b>Tel: +44 (0) 1256312000</b></p> <p>Certificate Number: 13697410JD01A</p> <p>Instrument ID: 1d143</p> <p>Calibration Date: 29/Sep/2021</p> <p>Calibration Due Date:</p>
---	---

	<p><b>UL INTERNATIONAL (UK) LTD</b> <b>Tel: +44 (0) 1256312000</b></p> <p>Certificate Number: 13697410JD01A</p> <p>Instrument ID: 1d143</p> <p>Calibration Date: 29/Sep/2021</p> <p>Calibration Due Date:</p>
---	---

	<p><b>UL INTERNATIONAL (UK) LTD</b> <b>Tel: +44 (0) 1256312000</b></p> <p>Certificate Number: 13697410JD01A</p> <p>Instrument ID: 1d143</p> <p>Calibration Date: 29/Sep/2021</p> <p>Calibration Due Date:</p>
---	---

# CERTIFICATE OF CALIBRATION

ISSUED BY UL INTERNATIONAL (UK) LTD

DATE OF ISSUE: 09/Mar/2022

CERTIFICATE NUMBER : 12345678JD01B



5772

UL INTERNATIONAL (UK) LTD  
UNIT 1-3 HORIZON  
KINGSLAND PARK, WADE ROAD  
BASINGSTOKE, HAMPSHIRE  
RG24 8AH, UK  
TEL: +44 (0) 1256 312100  
FAX: +44 (0) 1256 312001  
Email: LST.UK.Calibration@ul.com



Page 1 of 10

APPROVED SIGNATORY

Harmohan Sahota

## Customer :

UL VS Inc  
47173 Benicia Street  
Fremont, CA 94538, USA

## Equipment Details:

Description:	Dipole Validation Kit	Date of Receipt:	07/Mar/2022
Manufacturer:	Speag		
Type/Model Number:	D1640V2		
Serial Number:	324		
Calibration Date:	08/Mar/2022		
Calibrated By:	Gizem Kodal Laboratory Technician		
Signature:			

All Calibration have been conducted in the closed laboratory facility: Lab Temperature (22±3) °C and humidity < 70%

This certificate is issued in accordance with the laboratory accreditation requirements of the United Kingdom Accreditation Service. It provides traceability of measurement to the SI system of units and/or to units of measurement realised at the National Physical Laboratory or other recognised national metrology institutes. This certificate may not be reproduced other than in full, except with the prior written approval of the issuing laboratory.

Use of the UKAS mark demonstrates that compliance with the requirements of BS/EN/ISO/IEC 17025:2017 has been independently assessed.

The reported uncertainty of measurement is stated as the standard uncertainty of measurement multiplied by the coverage factor k=2, which for a normal distribution corresponds to a coverage probability of approximately 95%.

# CERTIFICATE OF CALIBRATION ISSUED BY UL INTERNATIONAL (UK) LTD

UKAS Accredited Calibration Laboratory No. 5772

CERTIFICATE  
NUMBER :  
12345678JD01B

Page 2 of 6

The calibration methods and procedures used were as detailed in:

1. **IEC 62209-1:2016**: Procedure to determine the specific absorption rate (SAR) for hand-held devices used in close proximity to the ear (frequency range of 300 MHz to 3 GHz)
2. **IEC 62209-2:2010**: Procedure to determine the specific absorption rate (SAR) for wireless communication devices used in close proximity to the human body (frequency range of 30 MHz to 6 GHz)
3. **IEEE 1528-2013**: IEEE Recommended Practice for Determining the Peak Spatial-Average Specific Absorption Rate (SAR) in the Human Head from Wireless Communication Devices: Measurement Techniques
4. **IEC/IEEE 62209-1528:2020**: Measurement procedure for the assessment of specific absorption rate of human exposure to radio frequency fields from hand-held and body-mounted wireless communication devices – Part 1528: Human models, instrumentation, and procedures (Frequency range of 4 MHz to 10 GHz)
5. FCC KDB Publication Number: **“KDB865664 D01 SAR Measurement 100 MHz to 6 GHz”**
6. **DASY 6 System Handbook**
7. **Dipole Calibration Procedure V1.2**: Calibration performed as per internal procedure

The measuring equipment used to perform the calibration, documented in this certificate has been calibrated in accordance with the manufacturers' recommendations, and is traceable to recognized national standards.

UL No.	Instrument	Manufacturer	Type No.	Serial No.	Date Last Calibrated	Cal. Interval (Months)
PRE0135115	Data Acquisition Electronics	SPEAG	DAE4	1438	12 Apr 2021	12
PRE0135113	Probe	SPEAG	ES3DV3	3995	23 Jul 2021	12
PRE0176086	Dipole	SPEAG	D1640V2	501	11 Feb 2022	12
PRE0151451	Power Monitoring Kit	Art-Fi	ART 100850-01	0001	Cal as part of System	-
PRE0151441	Power Sensor	Rhode & Schwarz	NRP8S	102481	22 Mar 2021	12
PRE0151154	Vector Network Analyser	Rohde & Schwarz	ZND	100151	23 Mar 2021	12
212645	Calibration Kit	Rohde & Schwarz	ZN-Z135	101005	22 Oct 2021	12
M1838	Signal Generator	Rohde & Schwarz	SME 06	831377/005	29 Mar 2021	12

# CERTIFICATE OF CALIBRATION

## ISSUED BY UL INTERNATIONAL (UK) LTD

UKAS Accredited Calibration Laboratory No. 5772

CERTIFICATE  
NUMBER :  
12345678JD01B

Page 3 of 6

### SAR System Specification

Robot System Positioner:	Stäubli Unimation Corp. Robot Model: TX60L
Robot Serial Number:	F17/5ENYG1/A/01
DASY Version:	cDASY6.14.0.959
Phantom:	Flat section of SAM Twin Phantom
Distance Dipole Centre:	10 mm (with spacer)
Frequency:	1640 MHz

### Dielectric Property Measurements – Head Simulating Liquid (HSL)

Simulant Liquid	Frequency (MHz)	Room Temp		Liquid Temp		Parameters	Target Value	Measured Value	Uncertainty (%)
		Start	End	Start	End				
Head	1640	20.8 °C	21.0 °C	21.0 °C	21.2 °C	$\epsilon_r$	40.2	40.5	± 5%
						$\sigma$	1.31	1.29	± 5%

### SAR Results – Head Simulating Liquid (HSL)

Simulant Liquid	SAR Measured	250 mW input Power	Normalised to 1.00 W	Uncertainty (%)
Head	SAR averaged over 1g	8.560 W/Kg	<b>34.08 W/Kg</b>	+18.70 / -18.48
	SAR averaged over 10g	4.690 W/Kg	<b>18.67 W/Kg</b>	+18.62 / -18.43

### Antenna Parameters – Head Simulating Liquid (HSL)

Simulant Liquid	Parameter	Measured Level	Uncertainty
Head	Impedance	50.62 + 1.41j $\Omega$	± 10.83 %
	Return Loss	36.29	± 1.37 dB



# CERTIFICATE OF CALIBRATION

## ISSUED BY UL INTERNATIONAL (UK) LTD

UKAS Accredited Calibration Laboratory No. 5772

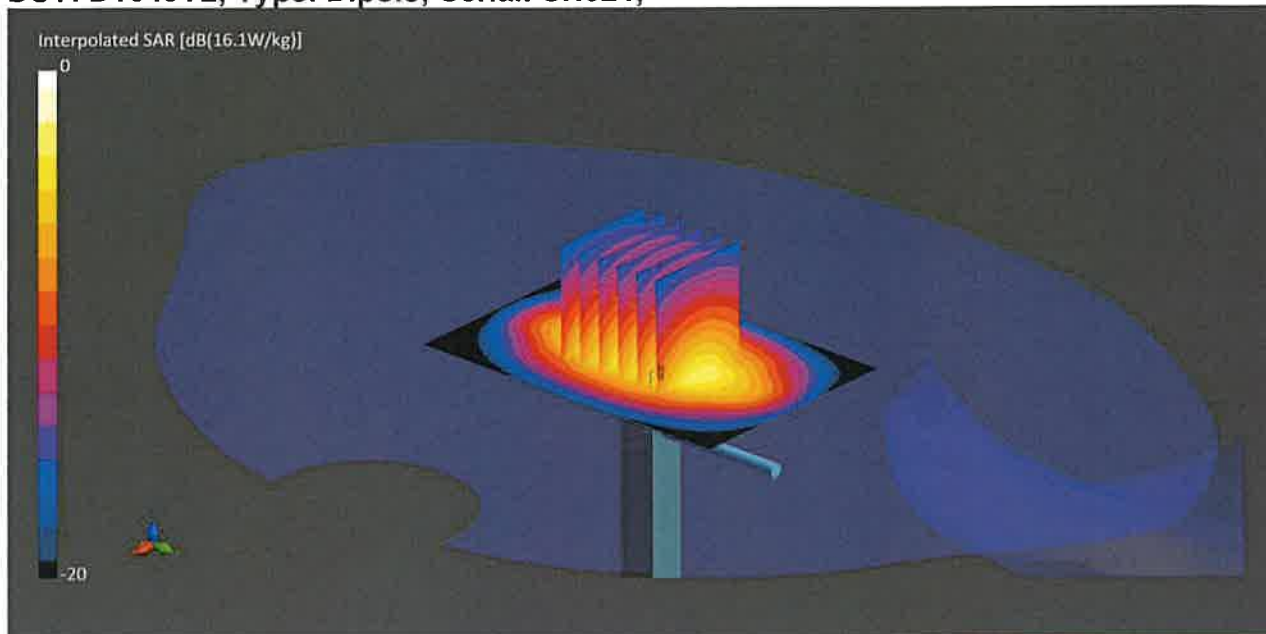
CERTIFICATE  
NUMBER :  
12345678JD01B

Page 4 of 6

### DASY Validation Scan for Head Stimulating Liquid (HSL)

Date: 08 Mar 2022

DUT: D1640V2; Type: Dipole; Serial: SN324;



Communication System: CW UID: 0; Frequency: 1640.0 MHz; Duty Cycle: 1;  
Medium: HSL; Site65\_08Mar2022\_080208\_Head - 750 900 1450 1640 1800 1900 5%;  
Medium parameters used:  $f = 1640.0$  MHz;  $\sigma = 1.28$  S/m;  $\epsilon_r = 40.5$ ;  $\rho = 1000$  kg/m<sup>3</sup>;  $\Delta\epsilon_r = 0.63$  %;  $\Delta\sigma = -1.97$  %; No correction

Phantom section: Flat;

DASY 6 Configuration:

- Laboratory Name: Site65;
- Probe: EX3DV4 - SN3995; ConvF(8.71, 8.71, 8.71); Calibrated: 23 Jul 2021
- Sensor-Surface: 1.4 mm; VMS + 6p
- Electronics: DAE4 - SN1438; Calibrated: 12 Apr 2021
- Phantom: Twin-SAM V8.0 (30deg probe tilt); Serial: 1945
- Measurement SW: cDASY6.14.0.959

**Area Scan (60x90):** Interpolated grid: dx=15 mm, dy=15 mm

**Zoom Scan1(30x30x30):** Measurement grid: dx=6 mm, dy=6 mm, dz=1.5 mm; Grading Ratio: 1.5; Reference Value = 10.650 V/m; Power Drift = 0.02 dB

Minimum horizontal 3dB distance: 10.8 mm;

Vertical M2/M1 Ratio: 81.8 %;

**SAR(1 g) = 8.560 W/kg; SAR(10 g) = 4.690 W/kg**

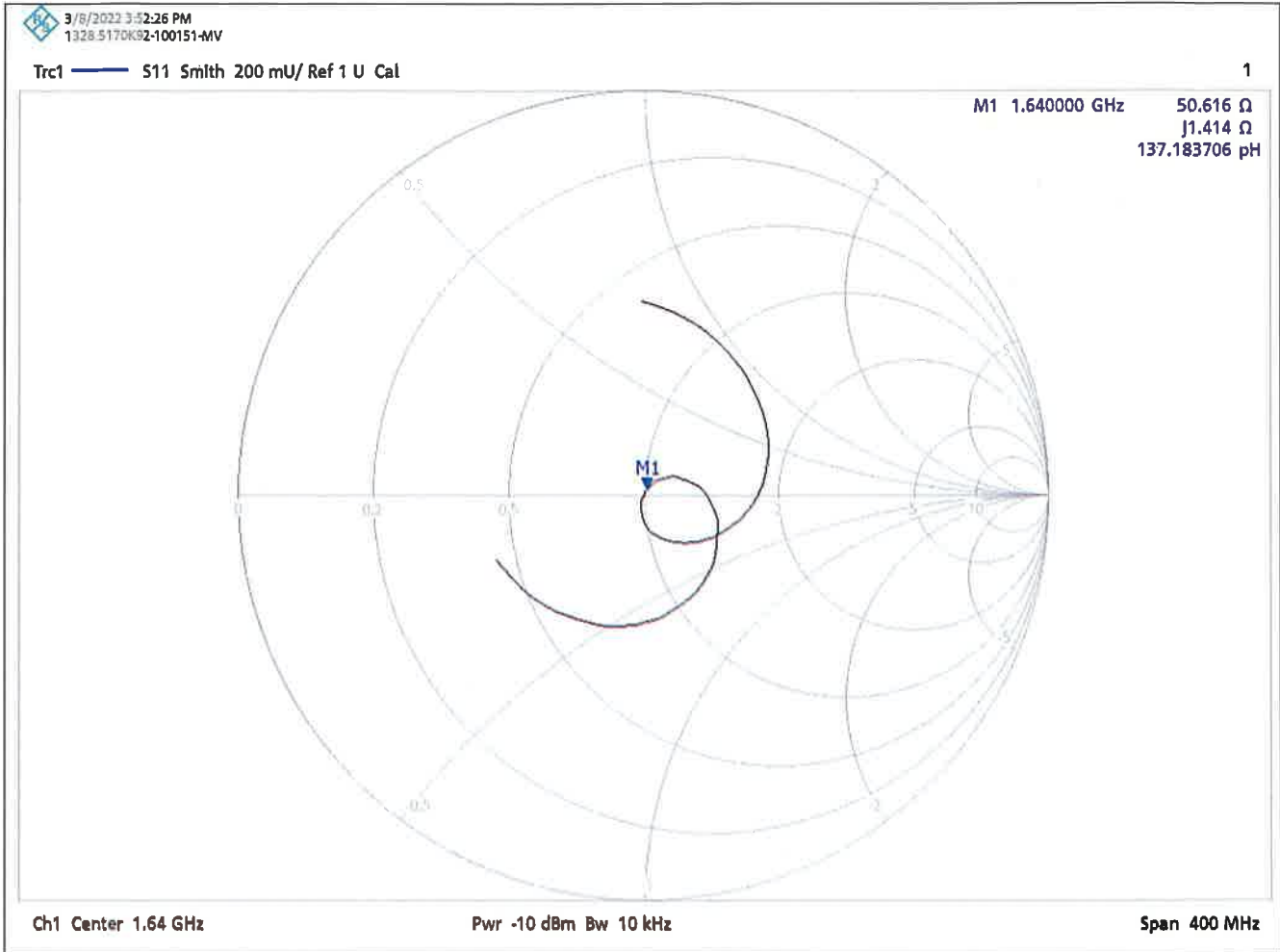
# CERTIFICATE OF CALIBRATION ISSUED BY UL INTERNATIONAL (UK) LTD

UKAS Accredited Calibration Laboratory No. 5772

CERTIFICATE  
NUMBER :  
12345678JD01B

Page 5 of 6

## Impedance Measurement Plot for Head Stimulating Liquid (HSL)



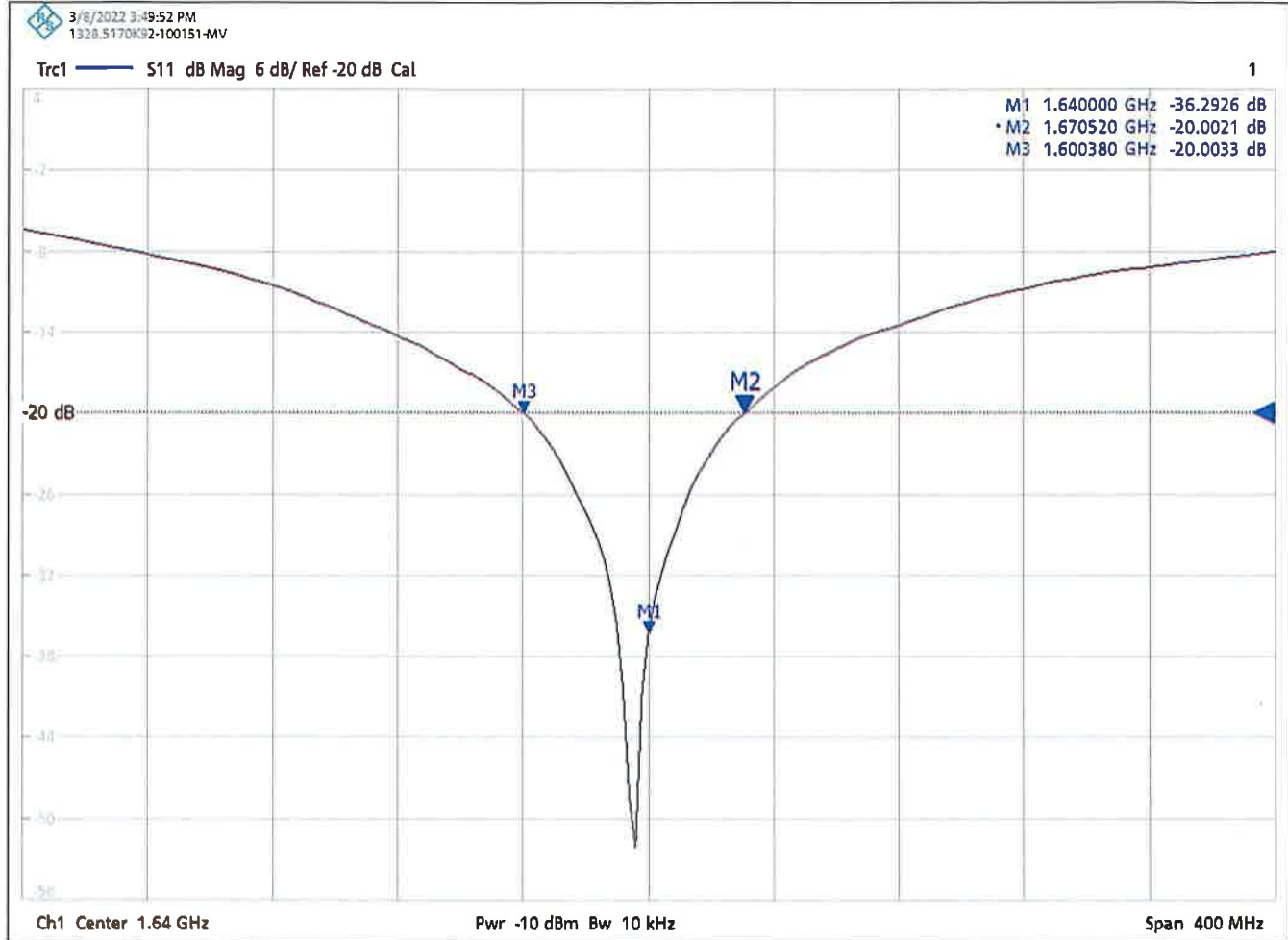
# CERTIFICATE OF CALIBRATION ISSUED BY UL INTERNATIONAL (UK) LTD

UKAS Accredited Calibration Laboratory No. 5772


CERTIFICATE  
NUMBER :  
12345678JD01B


Page 5 of 6


## Return Loss Measurement Plot for Head Stimulating Liquid (HSL)



**Calibration Certificate Label:**

	<p><b>UL INTERNATIONAL (UK) LTD</b> <b>Tel: +44 (0) 1256312000</b></p> <p>Certificate Number: 12345678JD01B</p> <p>Instrument ID: 324</p> <p>Calibration Date: 09/Mar/2022</p> <p>Calibration Due Date:</p>
---	---

	<p><b>UL INTERNATIONAL (UK) LTD</b> <b>Tel: +44 (0) 1256312000</b></p> <p>Certificate Number: 12345678JD01B</p> <p>Instrument ID: 324</p> <p>Calibration Date: 09/Mar/2022</p> <p>Calibration Due Date:</p>
---	---

	<p><b>UL INTERNATIONAL (UK) LTD</b> <b>Tel: +44 (0) 1256312000</b></p> <p>Certificate Number: 12345678JD01B</p> <p>Instrument ID: 324</p> <p>Calibration Date: 09/Mar/2022</p> <p>Calibration Due Date:</p>
---	---



Accreditation No.: **SCS 0108**

Accredited by the Swiss Accreditation Service (SAS)  
**The Swiss Accreditation Service is one of the signatories to the EA  
Multilateral Agreement for the recognition of calibration certificates**

Client **UL USA**

Certificate No: **D1750V2-1050\_Apr22**

## CALIBRATION CERTIFICATE

Object **D1750V2 - SN:1050**

Calibration procedure(s) **QA CAL-05.v11  
Calibration Procedure for SAR Validation Sources between 0.7-3 GHz**

Calibration date: **April 27, 2022**

This calibration certificate documents the traceability to national standards, which realize the physical units of measurements (SI).  
The measurements and the uncertainties with confidence probability are given on the following pages and are part of the certificate.

All calibrations have been conducted in the closed laboratory facility: environment temperature (22 ± 3)°C and humidity < 70%.

Calibration Equipment used (M&TE critical for calibration)

Primary Standards	ID #	Cal Date (Certificate No.)	Scheduled Calibration
Power meter NRP	SN: 104778	04-Apr-22 (No. 217-03525/03524)	Apr-23
Power sensor NRP-Z91	SN: 103244	04-Apr-22 (No. 217-03524)	Apr-23
Power sensor NRP-Z91	SN: 103245	04-Apr-22 (No. 217-03525)	Apr-23
Reference 20 dB Attenuator	SN: BH9394 (20k)	04-Apr-22 (No. 217-03527)	Apr-23
Type-N mismatch combination	SN: 310982 / 06327	04-Apr-22 (No. 217-03528)	Apr-23
Reference Probe EX3DV4	SN: 7349	31-Dec-21 (No. EX3-7349_Dec21)	Dec-22
DAE4	SN: 601	01-Nov-21 (No. DAE4-601_Nov21)	Nov-22

Secondary Standards	ID #	Check Date (in house)	Scheduled Check
Power meter E4419B	SN: GB39512475	30-Oct-14 (in house check Oct-20)	In house check: Oct-22
Power sensor HP 8481A	SN: US37292783	07-Oct-15 (in house check Oct-20)	In house check: Oct-22
Power sensor HP 8481A	SN: MY41093315	07-Oct-15 (in house check Oct-20)	In house check: Oct-22
RF generator R&S SMT-06	SN: 100972	15-Jun-15 (in house check Oct-20)	In house check: Oct-22
Network Analyzer Agilent E8358A	SN: US41080477	31-Mar-14 (in house check Oct-20)	In house check: Oct-22

Calibrated by: **Joanna Lleshaj**      **Laboratory Technician**

Signature

Approved by: **Sven Kühn**      **Deputy Manager**

Signature

Issued: April 28, 2022

This calibration certificate shall not be reproduced except in full without written approval of the laboratory.



Accredited by the Swiss Accreditation Service (SAS)

The Swiss Accreditation Service is one of the signatories to the EA  
Multilateral Agreement for the recognition of calibration certificates

Accreditation No.: **SCS 0108**

**Glossary:**

TSL	tissue simulating liquid
ConvF	sensitivity in TSL / NORM x,y,z
N/A	not applicable or not measured

**Calibration is Performed According to the Following Standards:**

- a) IEC/IEEE 62209-1528, "Measurement Procedure For The Assessment Of Specific Absorption Rate Of Human Exposure To Radio Frequency Fields From Hand-Held And Body-Worn Wireless Communication Devices - Part 1528: Human Models, Instrumentation And Procedures (Frequency Range of 4 MHz to 10 GHz)", October 2020.
- b) KDB 865664, "SAR Measurement Requirements for 100 MHz to 6 GHz"

**Additional Documentation:**

- c) DASY System Handbook

**Methods Applied and Interpretation of Parameters:**

- *Measurement Conditions:* Further details are available from the Validation Report at the end of the certificate. All figures stated in the certificate are valid at the frequency indicated.
- *Antenna Parameters with TSL:* The source is mounted in a touch configuration below the center marking of the flat phantom.
- *Return Loss:* This parameter is measured with the source positioned under the liquid filled phantom (as described in the measurement condition clause). The Return Loss ensures low reflected power. No uncertainty required.
- *SAR measured:* SAR measured at the stated antenna input power.
- *SAR normalized:* SAR as measured, normalized to an input power of 1 W at the antenna connector.
- *SAR for nominal TSL parameters:* The measured TSL parameters are used to calculate the nominal SAR result.

The reported uncertainty of measurement is stated as the standard uncertainty of measurement multiplied by the coverage factor  $k=2$ , which for a normal distribution corresponds to a coverage probability of approximately 95%.

## Measurement Conditions

DASY system configuration, as far as not given on page 1.

<b>DASY Version</b>	DASY52	V52.10.4
<b>Extrapolation</b>	Advanced Extrapolation	
<b>Phantom</b>	Modular Flat Phantom	
<b>Distance Dipole Center - TSL</b>	10 mm	with Spacer
<b>Zoom Scan Resolution</b>	dx, dy, dz = 5 mm	
<b>Frequency</b>	1750 MHz ± 1 MHz	

## Head TSL parameters

The following parameters and calculations were applied.

	Temperature	Permittivity	Conductivity
<b>Nominal Head TSL parameters</b>	22.0 °C	40.1	1.37 mho/m
<b>Measured Head TSL parameters</b>	(22.0 ± 0.2) °C	39.4 ± 6 %	1.35 mho/m ± 6 %
<b>Head TSL temperature change during test</b>	< 0.5 °C	----	----

## SAR result with Head TSL

<b>SAR averaged over 1 cm<sup>3</sup> (1 g) of Head TSL</b>	Condition	
SAR measured	250 mW input power	9.05 W/kg
SAR for nominal Head TSL parameters	normalized to 1W	<b>36.4 W/kg ± 17.0 % (k=2)</b>

<b>SAR averaged over 10 cm<sup>3</sup> (10 g) of Head TSL</b>	condition	
SAR measured	250 mW input power	4.77 W/kg
SAR for nominal Head TSL parameters	normalized to 1W	<b>19.1 W/kg ± 16.5 % (k=2)</b>



## Appendix (Additional assessments outside the scope of SCS 0108)

### Antenna Parameters with Head TSL

Impedance, transformed to feed point	50.0 $\Omega$ - 1.7 j $\Omega$
Return Loss	- 35.3 dB

### General Antenna Parameters and Design

Electrical Delay (one direction)	1.223 ns
----------------------------------	----------

After long term use with 100W radiated power, only a slight warming of the dipole near the feedpoint can be measured.

The dipole is made of standard semirigid coaxial cable. The center conductor of the feeding line is directly connected to the second arm of the dipole. The antenna is therefore short-circuited for DC-signals. On some of the dipoles, small end caps are added to the dipole arms in order to improve matching when loaded according to the position as explained in the "Measurement Conditions" paragraph. The SAR data are not affected by this change. The overall dipole length is still according to the Standard.

No excessive force must be applied to the dipole arms, because they might bend or the soldered connections near the feedpoint may be damaged.

### Additional EUT Data

Manufactured by	SPEAG
-----------------	-------

# DASY5 Validation Report for Head TSL

Date: 27.04.2022

Test Laboratory: SPEAG, Zurich, Switzerland

**DUT: Dipole 1750 MHz; Type: D1750V2; Serial: D1750V2 - SN:1050**

Communication System: UID 0 - CW; Frequency: 1750 MHz

Medium parameters used:  $f = 1750$  MHz;  $\sigma = 1.35$  S/m;  $\epsilon_r = 39.4$ ;  $\rho = 1000$  kg/m<sup>3</sup>

Phantom section: Flat Section

Measurement Standard: DASY5 (IEEE/IEC/ANSI C63.19-2011)

DASY52 Configuration:

- Probe: EX3DV4 - SN7349; ConvF(8.67, 8.67, 8.67) @ 1750 MHz; Calibrated: 31.12.2021
- Sensor-Surface: 1.4mm (Mechanical Surface Detection)
- Electronics: DAE4 Sn601; Calibrated: 01.11.2021
- Phantom: Flat Phantom 5.0 (front); Type: QD 000 P50 AA; Serial: 1001
- DASY52 52.10.4(1535); SEMCAD X 14.6.14(7501)

## Dipole Calibration for Head Tissue/Pin=250 mW, d=10mm/Zoom Scan (7x7x7)/Cube 0:

Measurement grid: dx=5mm, dy=5mm, dz=5mm

Reference Value = 105.9 V/m; Power Drift = 0.04 dB


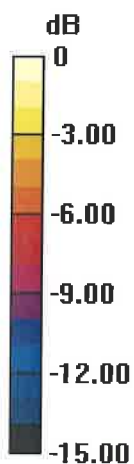
Peak SAR (extrapolated) = 16.7 W/kg

**SAR(1 g) = 9.05 W/kg; SAR(10 g) = 4.77 W/kg**

Smallest distance from peaks to all points 3 dB below = 10 mm

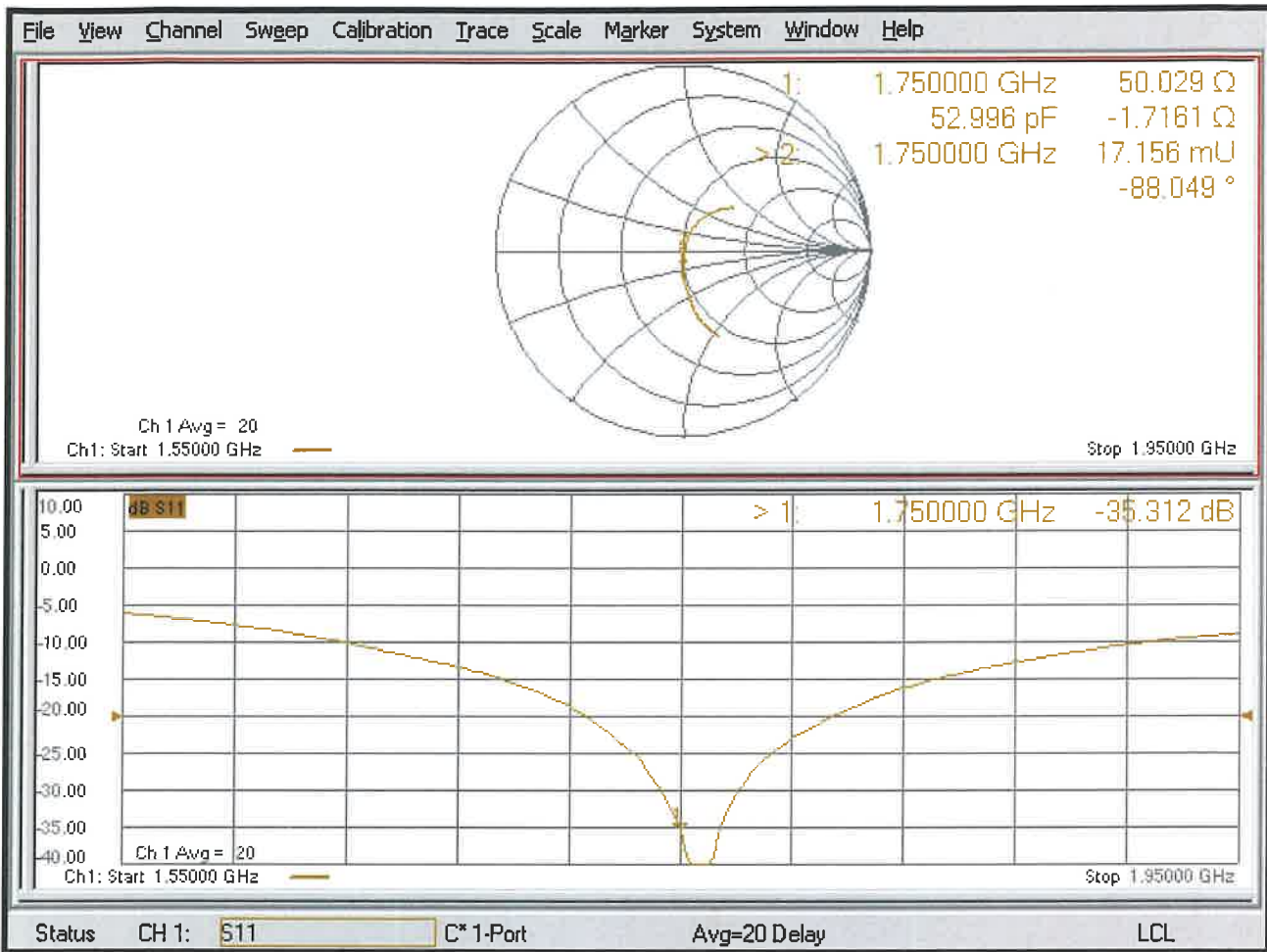
Ratio of SAR at M2 to SAR at M1 = 54.5%

Maximum value of SAR (measured) = 14.0 W/kg



0 dB = 14.0 W/kg = 11.46 dBW/kg

# Impedance Measurement Plot for Head TSL



# CERTIFICATE OF CALIBRATION

ISSUED BY **UL INTERNATIONAL (UK) LTD**

DATE OF ISSUE: 06/Oct/2021      CERTIFICATE NUMBER : 13697410JD01B



5772

UL INTERNATIONAL (UK) LTD  
UNIT 1-3 HORIZON  
KINGSLAND PARK, WADE ROAD  
BASINGSTOKE, HAMPSHIRE  
RG24 8AH, UK  
TEL: +44 (0) 1256 312100  
FAX: +44 (0) 1256 312001  
Email: LST.UK.Calibration@ul.com



Page 1 of 10

**APPROVED SIGNATORY**

.....  
Naseer Mirza

**Customer :**

UL VS Inc  
47173 Benicia Street  
Fremont, CA 94538, USA

**Equipment Details:**

Description:	Dipole Validation Kit	Date of Receipt:	24/Sep/2021
Manufacturer:	Speag		
Type/Model Number:	D1750V2		
Serial Number:	1053		
Calibration Date:	29/Sep/2021		
Calibrated By:	Masood Khan Test Engineer		

Signature:

All Calibration have been conducted in the closed laboratory facility: Lab Temperature (22±3) °C and humidity < 70%

This certificate is issued in accordance with the laboratory accreditation requirements of the United Kingdom Accreditation Service. It provides traceability of measurement to the SI system of units and/or to units of measurement realised at the National Physical Laboratory or other recognised national metrology institutes. This certificate may not be reproduced other than in full, except with the prior written approval of the issuing laboratory.

Use of the UKAS mark demonstrates that compliance with the requirements of BS/EN/ISO/IEC 17025:2017 has been independently assessed.

# CERTIFICATE OF CALIBRATION

## ISSUED BY UL INTERNATIONAL (UK) LTD

UKAS Accredited Calibration Laboratory No. 5772

CERTIFICATE  
NUMBER :  
13697410JD01B

Page 2 of 10

The calibration methods and procedures used were as detailed in:

1. **IEC 62209-1:2016:** Procedure to determine the specific absorption rate (SAR) for hand-held devices used in close proximity to the ear (frequency range of 300 MHz to 3 GHz)
2. **IEC 62209-2:2010:** Procedure to determine the specific absorption rate (SAR) for wireless communication devices used in close proximity to the human body (frequency range of 30 MHz to 6 GHz)
3. **IEEE 1528: 2013:** IEEE Recommended Practice for Determining the Peak Spatial-Average Specific Absorption Rate (SAR) in the Human Head from Wireless Communication Devices: Measurement Techniques
4. FCC KDB Publication Number: “**KDB865664 D01 SAR Measurement 100 MHz to 6 GHz**”
5. **DASY 6 System Handbook**
6. **Dipole Calibration Procedure V1.2:** Calibration performed as per internal procedure

The measuring equipment used to perform the calibration, documented in this certificate has been calibrated in accordance with the manufacturers' recommendations, and is traceable to recognized national standards.

UL No.	Instrument	Manufacturer	Type No.	Serial No.	Date Last Calibrated	Cal. Interval (Months)
PRE0135115	Data Acquisition Electronics	SPEAG	DAE4	1438	12 Apr 2021	12
PRE0134817	Probe	SPEAG	ES3DV3	3335	14 Jan 2021	12
PRE0131610	Dipole	SPEAG	D1800V2	SN2d009	16 Feb 2021	12
PRE0151451	Power Monitoring Kit	Art-Fi	ART 100850-01	0001	Cal as part of System	-
PRE0151441	Power Sensor	Rhode & Schwarz	NRP8S	102481	22 Mar 2021	12
M2028	Vector Network Analyser	Keysight Technologies	E5071C	MY46521873	20 Jul 2021	12
M2029	Calibration Kit	Keysight Technologies	N4691B	MY46181255	02 Aug 2021	12
M1647	Signal Generator	HP	8648C	3537A01598	03 Mar 2021	12

# CERTIFICATE OF CALIBRATION

## ISSUED BY UL INTERNATIONAL (UK) LTD

UKAS Accredited Calibration Laboratory No. 5772

CERTIFICATE  
NUMBER :  
13697410JD01B

Page 3 of 10

### SAR System Specification

<b>Robot System Positioner:</b>	Stäubli Unimation Corp. Robot Model: TX60L
<b>Robot Serial Number:</b>	F17/5ENYG1/A/01
<b>DASY Version:</b>	cDASY16.0.0.116
<b>Phantom:</b>	Flat section of SAM Twin Phantom
<b>Distance Dipole Centre:</b>	10 mm (with spacer)
<b>Frequency:</b>	1750 MHz

### Dielectric Property Measurements – Head Simulating Liquid (HSL)

Simulant Liquid	Frequency (MHz)	Room Temp		Liquid Temp		Parameters	Target Value	Measured Value	Uncertainty (%)
		Start	End	Start	End				
Head	1750	21.1 °C	20.6 °C	20.8 °C	20.4 °C	$\epsilon_r$	40.08	40.44	± 5%
						$\sigma$	1.37	1.35	± 5%

### SAR Results – Head Simulating Liquid (HSL)

Simulant Liquid	SAR Measured	250 mW input Power	Normalised to 1.00 W	Uncertainty (%)
Head	SAR averaged over 1g	9.25 W/Kg	<b>36.82 W/Kg</b>	+16.80 / -16.43%
	SAR averaged over 10g	4.94 W/Kg	<b>19.67 W/Kg</b>	+16.72 / -16.42%

### Antenna Parameters – Head Simulating Liquid (HSL)

Simulant Liquid	Parameter	Measured Level	Uncertainty (%)
Head	Impedance	50.66 - 1.73j $\Omega$	± 3.01
	Return Loss	34.74	± 3.34

# CERTIFICATE OF CALIBRATION

## ISSUED BY UL INTERNATIONAL (UK) LTD

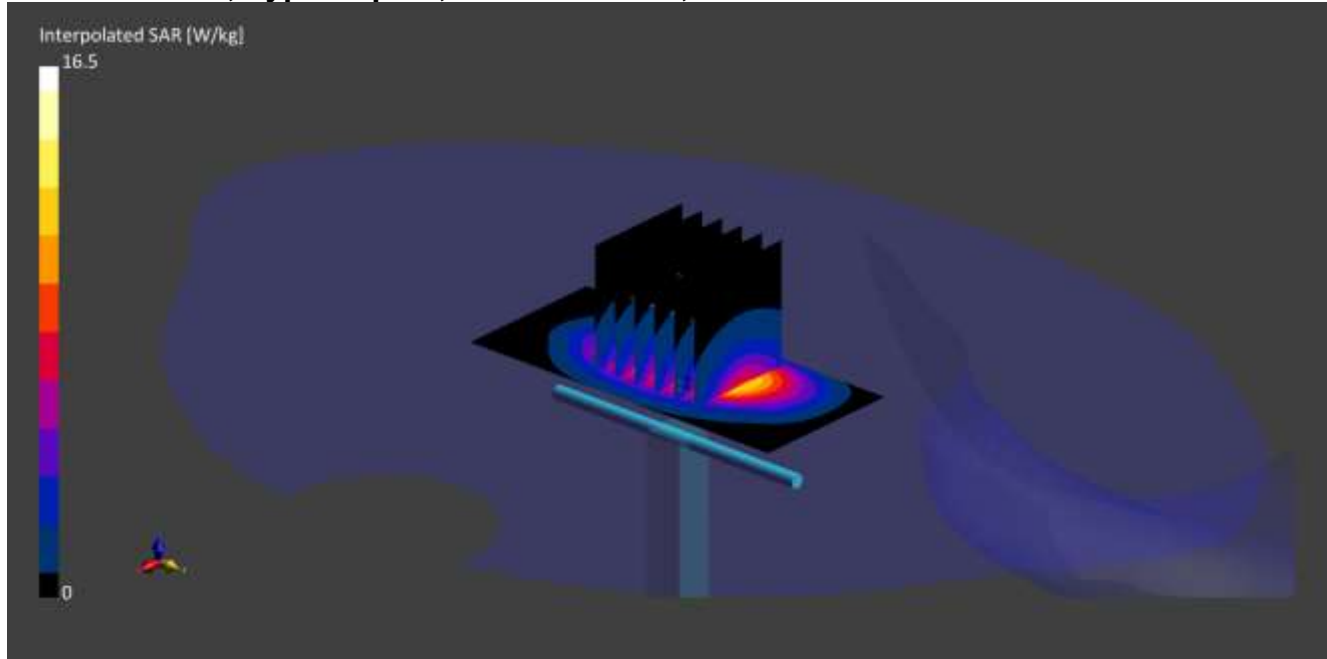
UKAS Accredited Calibration Laboratory No. 5772

CERTIFICATE  
NUMBER :  
13697410JD01B

Page 5 of 10

### DASY Validation Scan for Head Stimulating Liquid (HSL)

DUT: D1750V2; Type: Dipole; Serial: SN1053;



Communication System: CW UID: 0; Frequency: 1750.0 MHz; Duty Cycle: 1;  
Medium: HSL; Site65\_28Sep2021\_082639\_Head - 900 1800 1900 2300 2600 5%; Medium  
parameters used:  $f = 1750.0$  MHz;  $\sigma = 1.35$  S/m;  $\epsilon_r = 40.4$ ;  $\rho = 1000$  kg/m<sup>3</sup>;  $\Delta\epsilon_r = 0.91$  %;  $\Delta\sigma =$   
-1.51 %; No correction

Phantom section: Flat;

DASY 6 Configuration:

- Laboratory Name: Site65;
- Probe: ES3DV3 - SN3335; ConvF(5.25, 5.25, 5.25); Calibrated: 14 Jan 2021
- Sensor-Surface: 3 mm; VMS + 6p
- Electronics: DAE4 - SN1438; Calibrated: 12 Apr 2021
- Phantom: Twin-SAM V8.0 (30deg probe tilt); Serial: 1945
- Measurement SW: cDASY16.0.0.116

**Area Scan (40x90):** Interpolated grid: dx=10 mm, dy=15 mm

**Zoom Scan1(30x30x30):** Measurement grid: dx=6 mm, dy=6 mm, dz=1.5 mm; Grading Ratio:  
1.5; Reference Value = 11.670 V/m; Power Drift = 0.00 dB

Minimum horizontal 3dB distance: 9.9 mm;

Vertical M2/M1 Ratio: 84.4 %;

**SAR(1 g) = 9.250 W/kg; SAR(10 g) = 4.940 W/kg**

# CERTIFICATE OF CALIBRATION

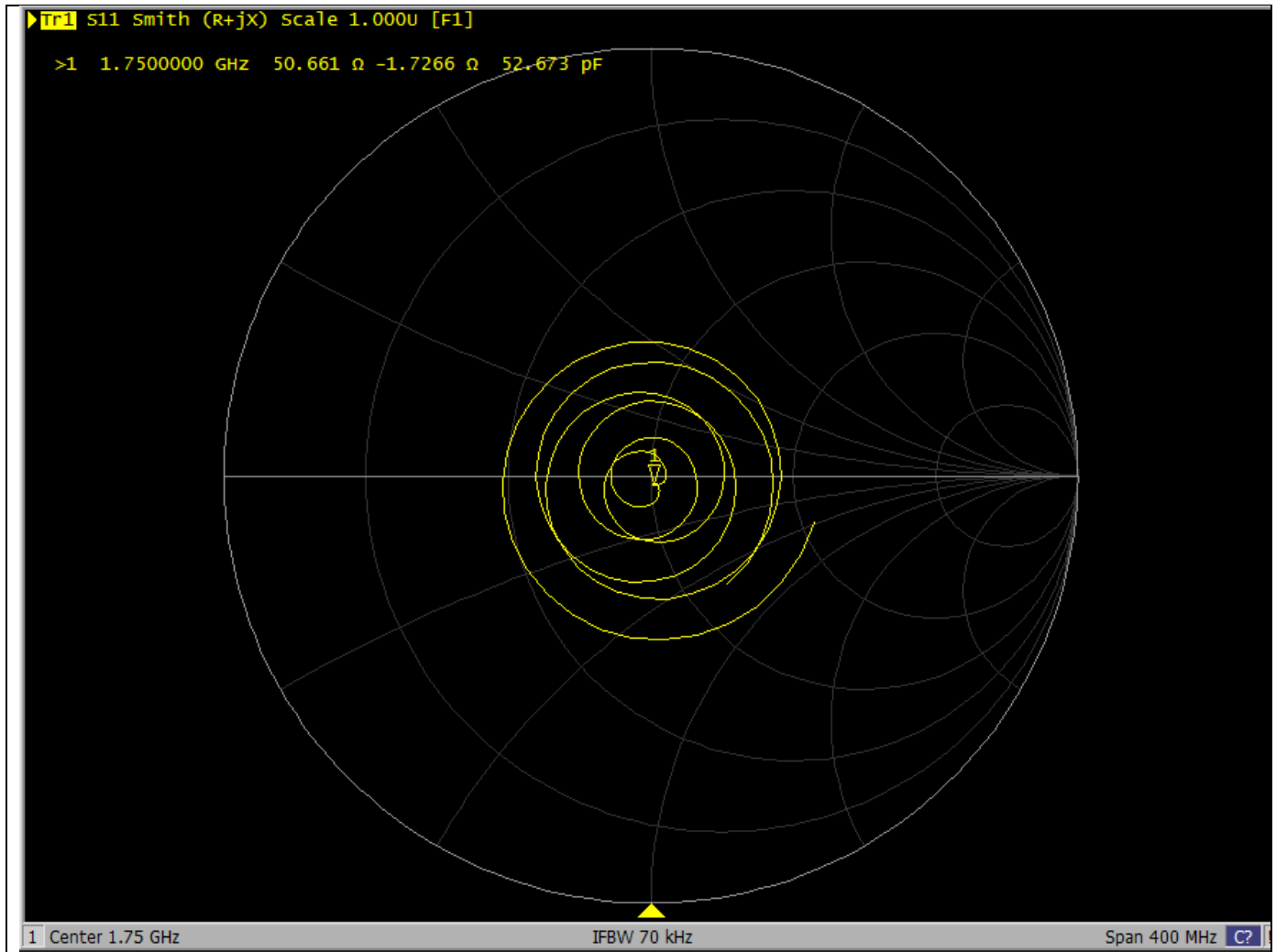
## ISSUED BY UL INTERNATIONAL (UK) LTD

UKAS Accredited Calibration Laboratory No. 5772

CERTIFICATE  
NUMBER :  
13697410JD01B

Page 6 of 10

### Impedance Measurement Plot for Head Stimulating Liquid (HSL)





# CERTIFICATE OF CALIBRATION

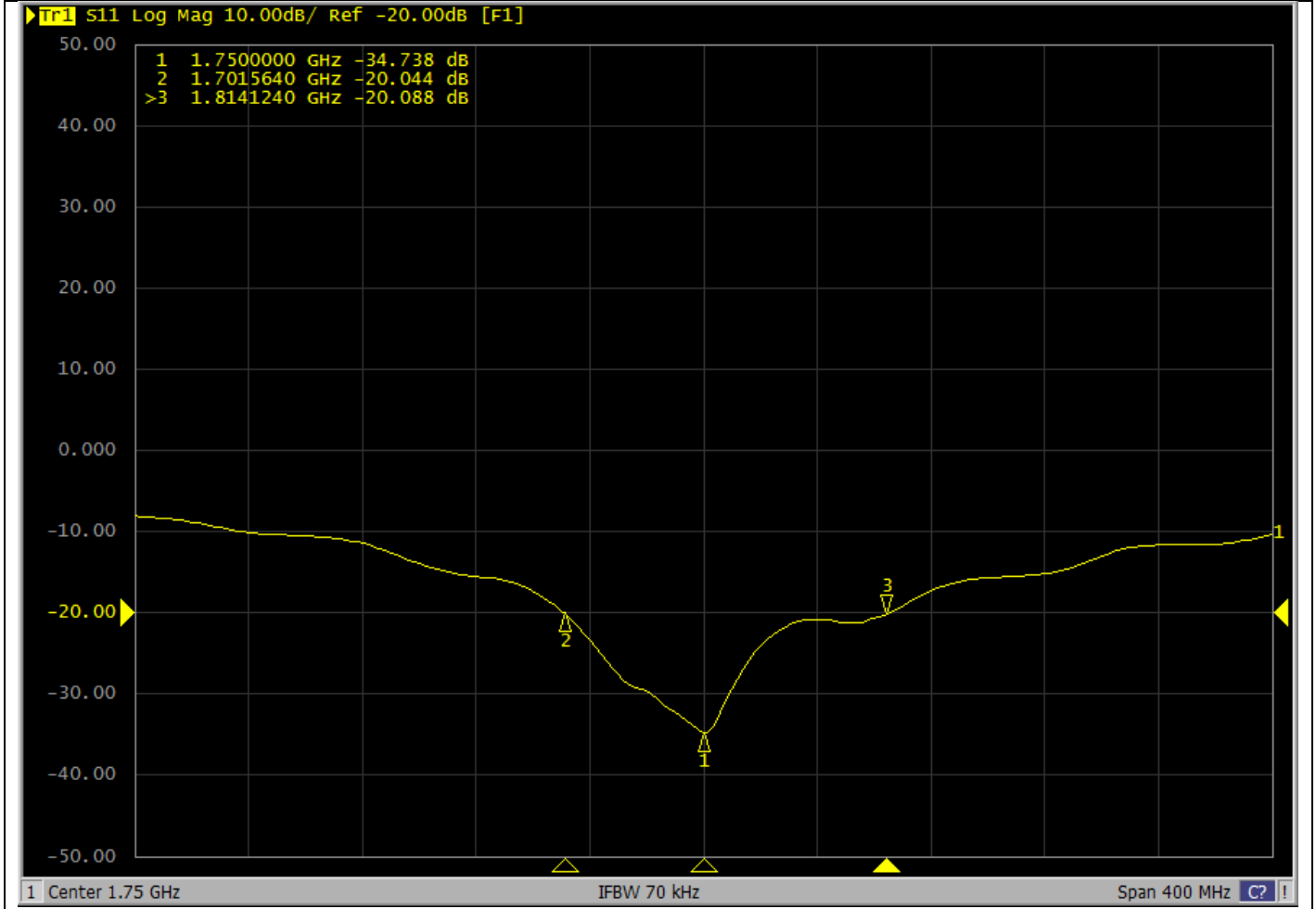
## ISSUED BY UL INTERNATIONAL (UK) LTD

UKAS Accredited Calibration Laboratory No. 5772


CERTIFICATE  
NUMBER :  
13697410JD01B


Page 7 of 10


### Return Loss Measurement Plot for Head Stimulating Liquid (HSL)



**Calibration Certificate Label:**

 <p>UKAS CALIBRATION 5772</p>	<p><b>UL INTERNATIONAL (UK) LTD</b> <b>Tel: +44 (0) 1256312000</b></p> <p>Certificate Number: 13697410JD01B</p> <p>Instrument ID: 1053</p> <p>Calibration Date: 29/Sep/2021</p> <p>Calibration Due Date:</p>
--	--

 <p>UKAS CALIBRATION 5772</p>	<p><b>UL INTERNATIONAL (UK) LTD</b> <b>Tel: +44 (0) 1256312000</b></p> <p>Certificate Number: 13697410JD01B</p> <p>Instrument ID: 1053</p> <p>Calibration Date: 29/Sep/2021</p> <p>Calibration Due Date:</p>
--	--

 <p>UKAS CALIBRATION 5772</p>	<p><b>UL INTERNATIONAL (UK) LTD</b> <b>Tel: +44 (0) 1256312000</b></p> <p>Certificate Number: 13697410JD01B</p> <p>Instrument ID: 1053</p> <p>Calibration Date: 29/Sep/2021</p> <p>Calibration Due Date:</p>
--	--

# CERTIFICATE OF CALIBRATION

ISSUED BY **UL INTERNATIONAL (UK) LTD**

DATE OF ISSUE: 06/Oct/2021

CERTIFICATE NUMBER : 13697410JD01C



5772

UL INTERNATIONAL (UK) LTD  
UNIT 1-3 HORIZON  
KINGSLAND PARK, WADE ROAD  
BASINGSTOKE, HAMPSHIRE  
RG24 8AH, UK  
TEL: +44 (0) 1256 312100  
FAX: +44 (0) 1256 312001  
Email: LST.UK.Calibration@ul.com



Page 1 of 10

**APPROVED SIGNATORY**

.....  
Naseer Mirza

## Customer :

UL VS Inc  
47173 Benicia Street  
Fremont, CA 94538, USA

## Equipment Details:

Description:	Dipole Validation Kit	Date of Receipt:	24/Sep/2021
Manufacturer:	Speag		
Type/Model Number:	D1750V2		
Serial Number:	1077		
Calibration Date:	29/Sep/2021		
Calibrated By:	Masood Khan Test Engineer		

Signature:

  
.....

All Calibration have been conducted in the closed laboratory facility: Lab Temperature (22±3) °C and humidity < 70%

This certificate is issued in accordance with the laboratory accreditation requirements of the United Kingdom Accreditation Service. It provides traceability of measurement to the SI system of units and/or to units of measurement realised at the National Physical Laboratory or other recognised national metrology institutes. This certificate may not be reproduced other than in full, except with the prior written approval of the issuing laboratory.

Use of the UKAS mark demonstrates that compliance with the requirements of BS/EN/ISO/IEC 17025:2017 has been independently assessed.

# CERTIFICATE OF CALIBRATION

## ISSUED BY UL INTERNATIONAL (UK) LTD

UKAS Accredited Calibration Laboratory No. 5772

CERTIFICATE  
NUMBER :  
13697410JD01C

Page 2 of 10

The calibration methods and procedures used were as detailed in:

1. **IEC 62209-1:2016:** Procedure to determine the specific absorption rate (SAR) for hand-held devices used in close proximity to the ear (frequency range of 300 MHz to 3 GHz)
2. **IEC 62209-2:2010:** Procedure to determine the specific absorption rate (SAR) for wireless communication devices used in close proximity to the human body (frequency range of 30 MHz to 6 GHz)
3. **IEEE 1528: 2013:** IEEE Recommended Practice for Determining the Peak Spatial-Average Specific Absorption Rate (SAR) in the Human Head from Wireless Communication Devices: Measurement Techniques
4. FCC KDB Publication Number: “**KDB865664 D01 SAR Measurement 100 MHz to 6 GHz**”
5. **DASY 6 System Handbook**
6. **Dipole Calibration Procedure V1.2:** Calibration performed as per internal procedure

The measuring equipment used to perform the calibration, documented in this certificate has been calibrated in accordance with the manufacturers' recommendations, and is traceable to recognized national standards.

UL No.	Instrument	Manufacturer	Type No.	Serial No.	Date Last Calibrated	Cal. Interval (Months)
PRE0135115	Data Acquisition Electronics	SPEAG	DAE4	1438	12 Apr 2021	12
PRE0134817	Probe	SPEAG	ES3DV3	3335	14 Jan 2021	12
PRE0131610	Dipole	SPEAG	D1800V2	SN2d009	16 Feb 2021	12
PRE0151451	Power Monitoring Kit	Art-Fi	ART 100850-01	0001	Cal as part of System	-
PRE0151441	Power Sensor	Rhode & Schwarz	NRP8S	102481	22 Mar 2021	12
M2028	Vector Network Analyser	Keysight Technologies	E5071C	MY46521873	20 Jul 2021	12
M2029	Calibration Kit	Keysight Technologies	N4691B	MY46181255	02 Aug 2021	12
M1647	Signal Generator	HP	8648C	3537A01598	03 Mar 2021	12

# CERTIFICATE OF CALIBRATION

## ISSUED BY UL INTERNATIONAL (UK) LTD

UKAS Accredited Calibration Laboratory No. 5772

CERTIFICATE  
NUMBER :  
13697410JD01C

Page 3 of 10

### SAR System Specification

<b>Robot System Positioner:</b>	Stäubli Unimation Corp. Robot Model: TX60L
<b>Robot Serial Number:</b>	F17/5ENYG1/A/01
<b>DASY Version:</b>	cDASY16.0.0.116
<b>Phantom:</b>	Flat section of SAM Twin Phantom
<b>Distance Dipole Centre:</b>	10 mm (with spacer)
<b>Frequency:</b>	1750 MHz

### Dielectric Property Measurements – Head Simulating Liquid (HSL)

Simulant Liquid	Frequency (MHz)	Room Temp		Liquid Temp		Parameters	Target Value	Measured Value	Uncertainty (%)
		Start	End	Start	End				
Head	1750	21.1 °C	20.6 °C	20.8 °C	20.4 °C	$\epsilon_r$	40.08	40.44	± 5%
						$\sigma$	1.37	1.35	± 5%

### SAR Results – Head Simulating Liquid (HSL)

Simulant Liquid	SAR Measured	250 mW input Power	Normalised to 1.00 W	Uncertainty (%)
Head	SAR averaged over 1g	9.19 W/Kg	<b>36.59 W/Kg</b>	+16.80 / -16.43%
	SAR averaged over 10g	4.90 W/Kg	<b>19.51 W/Kg</b>	+16.72 / -16.42%

### Antenna Parameters – Head Simulating Liquid (HSL)

Simulant Liquid	Parameter	Measured Level	Uncertainty (%)
Head	Impedance	50.33 - 2.50j $\Omega$	± 3.01
	Return Loss	32.20	± 3.34

# CERTIFICATE OF CALIBRATION

## ISSUED BY UL INTERNATIONAL (UK) LTD

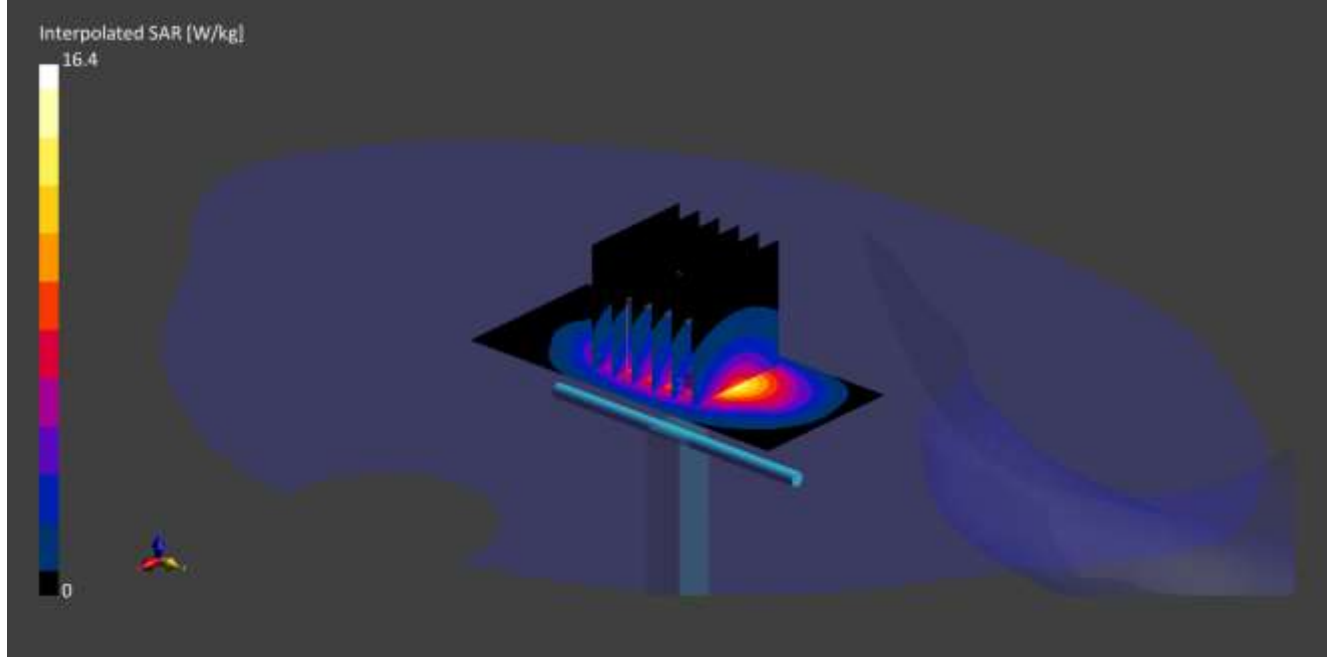
CERTIFICATE  
NUMBER :  
13697410JD01C

UKAS Accredited Calibration Laboratory No. 5772

Page 5 of 10

### DASY Validation Scan for Head Stimulating Liquid (HSL)

DUT: D1750V2; Type: Dipole; Serial: SN1077;



Communication System: CW UID: 0; Frequency: 1750.0 MHz; Duty Cycle: 1;  
Medium: HSL; Site65\_28Sep2021\_082639\_Head - 900 1800 1900 2300 2600 5%; Medium  
parameters used:  $f = 1750.0$  MHz;  $\sigma = 1.35$  S/m;  $\epsilon_r = 40.4$ ;  $\rho = 1000$  kg/m<sup>3</sup>;  $\Delta\epsilon_r = 0.91$  %;  $\Delta\sigma =$   
-1.51 %; No correction

Phantom section: Flat;

DASY 6 Configuration:

- Laboratory Name: Site65;
- Probe: ES3DV3 - SN3335; ConvF(5.25, 5.25, 5.25); Calibrated: 14 Jan 2021
- Sensor-Surface: 3 mm; VMS + 6p
- Electronics: DAE4 - SN1438; Calibrated: 12 Apr 2021
- Phantom: Twin-SAM V8.0 (30deg probe tilt); Serial: 1945
- Measurement SW: cDASY16.0.0.116

**Area Scan (40x90):** Interpolated grid: dx=10 mm, dy=15 mm

**Zoom Scan1(30x30x30):** Measurement grid: dx=6 mm, dy=6 mm, dz=1.5 mm; Grading Ratio:  
1.5; Reference Value = 11.500 V/m; Power Drift = 0.01 dB

Minimum horizontal 3dB distance: 10.7 mm;

Vertical M2/M1 Ratio: 84.5 %;

**SAR(1 g) = 9.190 W/kg; SAR(10 g) = 4.900 W/kg**

# CERTIFICATE OF CALIBRATION

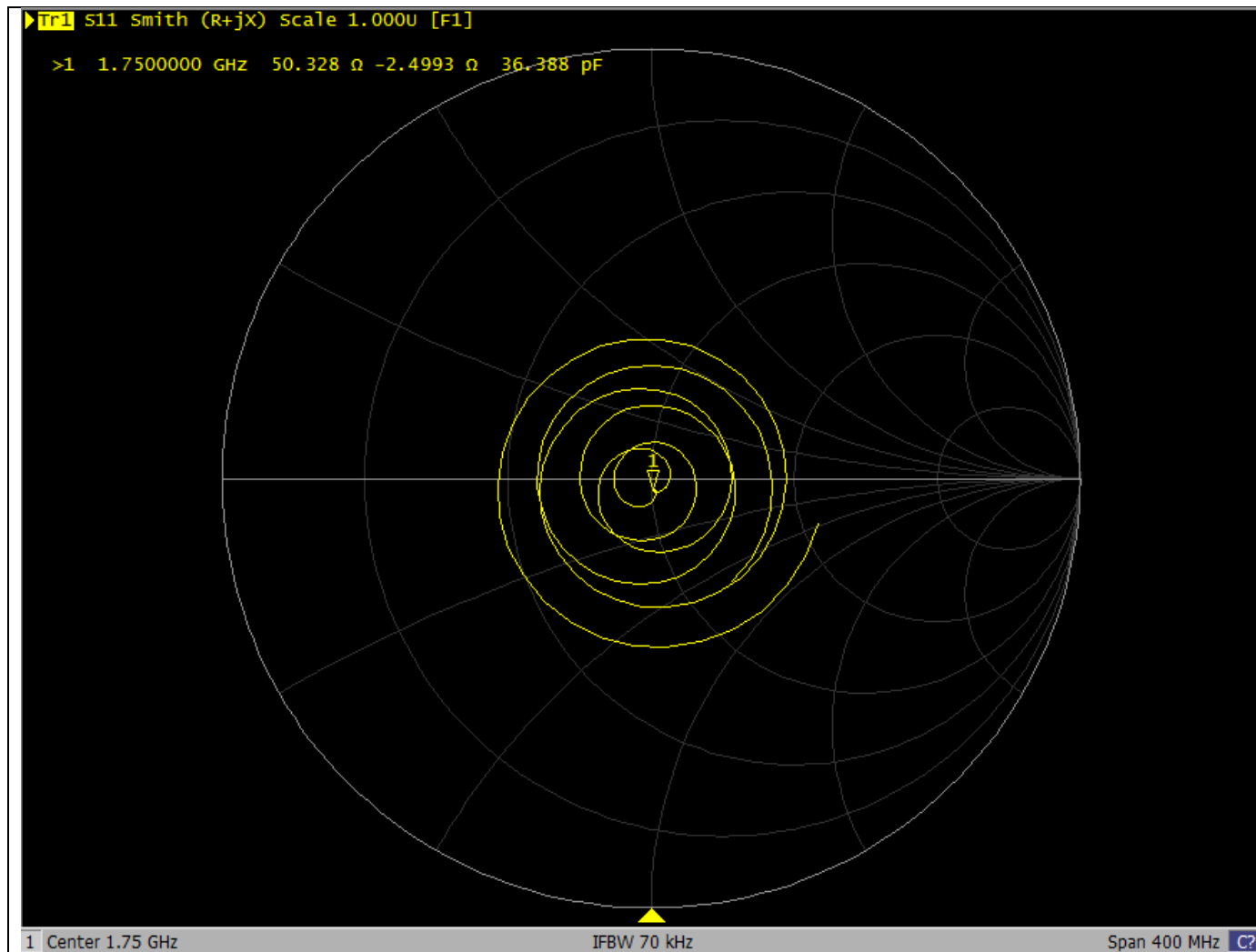
## ISSUED BY UL INTERNATIONAL (UK) LTD

UKAS Accredited Calibration Laboratory No. 5772

CERTIFICATE  
NUMBER :  
13697410JD01C

Page 6 of 10

### Impedance Measurement Plot for Head Stimulating Liquid (HSL)



# CERTIFICATE OF CALIBRATION

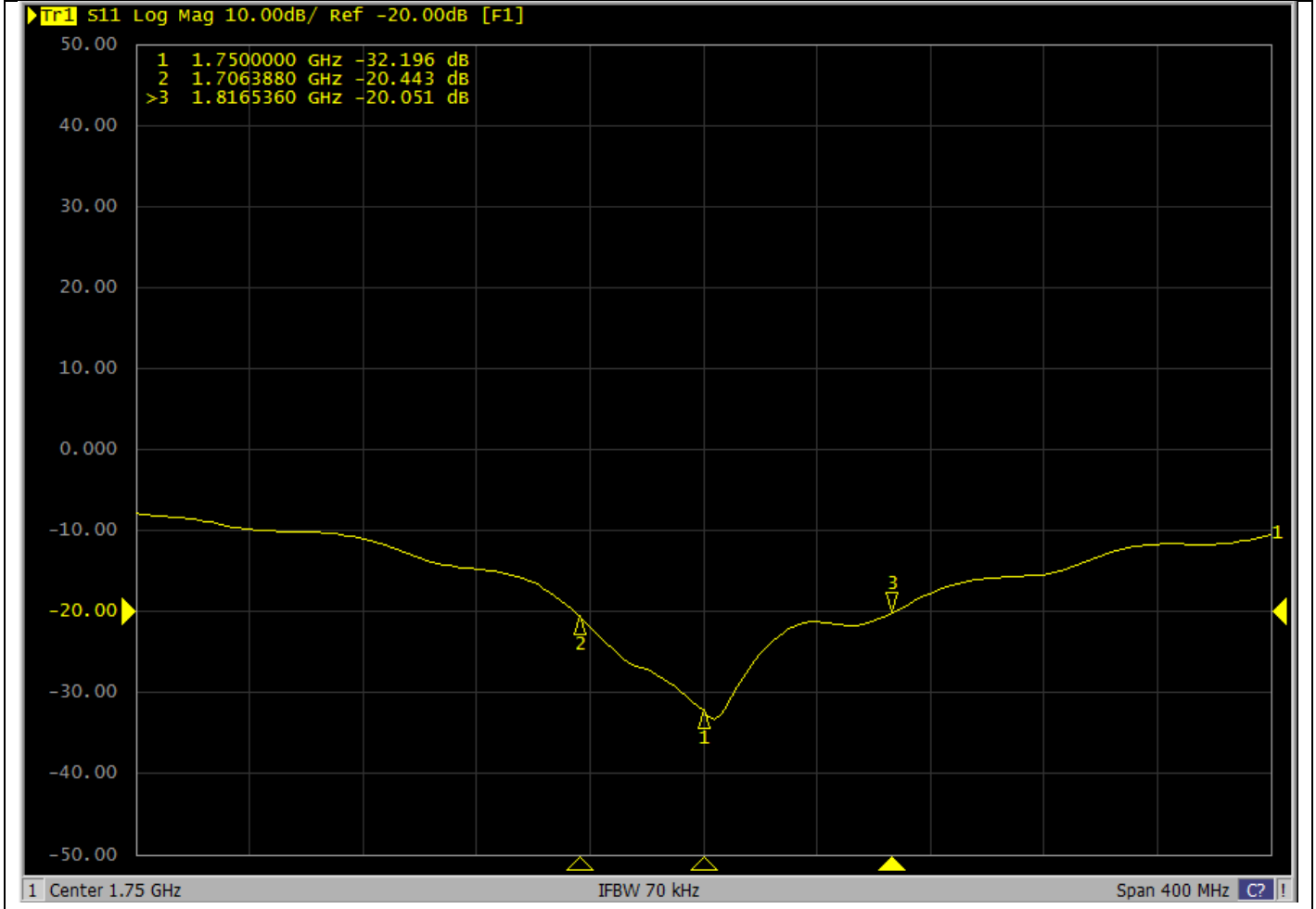
## ISSUED BY UL INTERNATIONAL (UK) LTD

UKAS Accredited Calibration Laboratory No. 5772

CERTIFICATE  
NUMBER :  
13697410JD01C


Page 7 of 10


### Return Loss Measurement Plot for Head Stimulating Liquid (HSL)






**Calibration Certificate Label:**

	<p><b>UL INTERNATIONAL (UK) LTD</b> <b>Tel: +44 (0) 1256312000</b></p> <p>Certificate Number: 13697410JD01C</p> <p>Instrument ID: 1077</p> <p>Calibration Date: 29/Sep/2021</p> <p>Calibration Due Date:</p>
---	--

	<p><b>UL INTERNATIONAL (UK) LTD</b> <b>Tel: +44 (0) 1256312000</b></p> <p>Certificate Number: 13697410JD01C</p> <p>Instrument ID: 1077</p> <p>Calibration Date: 29/Sep/2021</p> <p>Calibration Due Date:</p>
---	--

	<p><b>UL INTERNATIONAL (UK) LTD</b> <b>Tel: +44 (0) 1256312000</b></p> <p>Certificate Number: 13697410JD01C</p> <p>Instrument ID: 1077</p> <p>Calibration Date: 29/Sep/2021</p> <p>Calibration Due Date:</p>
---	--



Accreditation No.: **SCS 0108**

Accredited by the Swiss Accreditation Service (SAS)  
The Swiss Accreditation Service is one of the signatories to the EA  
Multilateral Agreement for the recognition of calibration certificates

Client **UL USA**

Certificate No: **D1900V2-5d140\_Apr22**

## CALIBRATION CERTIFICATE

Object **D1900V2 - SN:5d140**

Calibration procedure(s) **QA CAL-05.v11  
Calibration Procedure for SAR Validation Sources between 0.7-3 GHz**

Calibration date: **April 28, 2022**

This calibration certificate documents the traceability to national standards, which realize the physical units of measurements (SI).  
The measurements and the uncertainties with confidence probability are given on the following pages and are part of the certificate.

All calibrations have been conducted in the closed laboratory facility: environment temperature ( $22 \pm 3$ )°C and humidity < 70%.

Calibration Equipment used (M&TE critical for calibration)

Primary Standards	ID #	Cal Date (Certificate No.)	Scheduled Calibration
Power meter NRP	SN: 104778	04-Apr-22 (No. 217-03525/03524)	Apr-23
Power sensor NRP-Z91	SN: 103244	04-Apr-22 (No. 217-03524)	Apr-23
Power sensor NRP-Z91	SN: 103245	04-Apr-22 (No. 217-03525)	Apr-23
Reference 20 dB Attenuator	SN: BH9394 (20k)	04-Apr-22 (No. 217-03527)	Apr-23
Type-N mismatch combination	SN: 310982 / 06327	04-Apr-22 (No. 217-03528)	Apr-23
Reference Probe EX3DV4	SN: 7349	31-Dec-21 (No. EX3-7349_Dec21)	Dec-22
DAE4	SN: 601	01-Nov-21 (No. DAE4-601_Nov21)	Nov-22

Secondary Standards	ID #	Check Date (in house)	Scheduled Check
Power meter E4419B	SN: GB39512475	30-Oct-14 (in house check Oct-20)	In house check: Oct-22
Power sensor HP 8481A	SN: US37292783	07-Oct-15 (in house check Oct-20)	In house check: Oct-22
Power sensor HP 8481A	SN: MY41093315	07-Oct-15 (in house check Oct-20)	In house check: Oct-22
RF generator R&S SMT-06	SN: 100972	15-Jun-15 (in house check Oct-20)	In house check: Oct-22
Network Analyzer Agilent E8358A	SN: US41080477	31-Mar-14 (in house check Oct-20)	In house check: Oct-22

Calibrated by:	<b>Aidonia Georgiadou</b>	Function <b>Laboratory Technician</b>	Signature 
Approved by:	<b>Sven Kühn</b>	Deputy Manager	

Issued: April 29, 2022

This calibration certificate shall not be reproduced except in full without written approval of the laboratory.



Accredited by the Swiss Accreditation Service (SAS)

The Swiss Accreditation Service is one of the signatories to the EA  
Multilateral Agreement for the recognition of calibration certificates

**Glossary:**

TSL	tissue simulating liquid
ConvF	sensitivity in TSL / NORM x,y,z
N/A	not applicable or not measured

**Calibration is Performed According to the Following Standards:**

- a) IEC/IEEE 62209-1528, "Measurement Procedure For The Assessment Of Specific Absorption Rate Of Human Exposure To Radio Frequency Fields From Hand-Held And Body-Worn Wireless Communication Devices - Part 1528: Human Models, Instrumentation And Procedures (Frequency Range of 4 MHz to 10 GHz)", October 2020.
- b) KDB 865664, "SAR Measurement Requirements for 100 MHz to 6 GHz"

**Additional Documentation:**

- c) DASY System Handbook

**Methods Applied and Interpretation of Parameters:**

- *Measurement Conditions:* Further details are available from the Validation Report at the end of the certificate. All figures stated in the certificate are valid at the frequency indicated.
- *Antenna Parameters with TSL:* The source is mounted in a touch configuration below the center marking of the flat phantom.
- *Return Loss:* This parameter is measured with the source positioned under the liquid filled phantom (as described in the measurement condition clause). The Return Loss ensures low reflected power. No uncertainty required.
- *SAR measured:* SAR measured at the stated antenna input power.
- *SAR normalized:* SAR as measured, normalized to an input power of 1 W at the antenna connector.
- *SAR for nominal TSL parameters:* The measured TSL parameters are used to calculate the nominal SAR result.

The reported uncertainty of measurement is stated as the standard uncertainty of measurement multiplied by the coverage factor  $k=2$ , which for a normal distribution corresponds to a coverage probability of approximately 95%.

## Measurement Conditions

DASY system configuration, as far as not given on page 1.

<b>DASY Version</b>	DASY52	V52.10.4
<b>Extrapolation</b>	Advanced Extrapolation	
<b>Phantom</b>	Modular Flat Phantom	
<b>Distance Dipole Center - TSL</b>	10 mm	with Spacer
<b>Zoom Scan Resolution</b>	dx, dy, dz = 5 mm	
<b>Frequency</b>	1900 MHz ± 1 MHz	

## Head TSL parameters

The following parameters and calculations were applied.

	Temperature	Permittivity	Conductivity
<b>Nominal Head TSL parameters</b>	22.0 °C	40.0	1.40 mho/m
<b>Measured Head TSL parameters</b>	(22.0 ± 0.2) °C	39.1 ± 6 %	1.41 mho/m ± 6 %
<b>Head TSL temperature change during test</b>	< 0.5 °C	----	----

## SAR result with Head TSL

<b>SAR averaged over 1 cm<sup>3</sup> (1 g) of Head TSL</b>	Condition	
SAR measured	250 mW input power	10.0 W/kg
SAR for nominal Head TSL parameters	normalized to 1W	<b>39.6 W/kg ± 17.0 % (k=2)</b>

<b>SAR averaged over 10 cm<sup>3</sup> (10 g) of Head TSL</b>	condition	
SAR measured	250 mW input power	5.21 W/kg
SAR for nominal Head TSL parameters	normalized to 1W	<b>20.7 W/kg ± 16.5 % (k=2)</b>

## Appendix (Additional assessments outside the scope of SCS 0108)

### Antenna Parameters with Head TSL

Impedance, transformed to feed point	$51.9 \Omega + 6.6 j\Omega$
Return Loss	- 23.5 dB

### General Antenna Parameters and Design

Electrical Delay (one direction)	1.203 ns
----------------------------------	----------

After long term use with 100W radiated power, only a slight warming of the dipole near the feedpoint can be measured.

The dipole is made of standard semirigid coaxial cable. The center conductor of the feeding line is directly connected to the second arm of the dipole. The antenna is therefore short-circuited for DC-signals. On some of the dipoles, small end caps are added to the dipole arms in order to improve matching when loaded according to the position as explained in the "Measurement Conditions" paragraph. The SAR data are not affected by this change. The overall dipole length is still according to the Standard.

No excessive force must be applied to the dipole arms, because they might bend or the soldered connections near the feedpoint may be damaged.

### Additional EUT Data

Manufactured by	SPEAG
-----------------	-------

# DASY5 Validation Report for Head TSL

Date: 28.04.2022

Test Laboratory: SPEAG, Zurich, Switzerland

**DUT: Dipole 1900 MHz; Type: D1900V2; Serial: D1900V2 - SN:5d140**

Communication System: UID 0 - CW; Frequency: 1900 MHz

Medium parameters used:  $f = 1900$  MHz;  $\sigma = 1.41$  S/m;  $\epsilon_r = 39.1$ ;  $\rho = 1000$  kg/m<sup>3</sup>

Phantom section: Flat Section

Measurement Standard: DASY5 (IEEE/IEC/ANSI C63.19-2011)

DASY52 Configuration:

- Probe: EX3DV4 - SN7349; ConvF(8.43, 8.43, 8.43) @ 1900 MHz; Calibrated: 31.12.2021
- Sensor-Surface: 1.4mm (Mechanical Surface Detection)
- Electronics: DAE4 Sn601; Calibrated: 01.11.2021
- Phantom: Flat Phantom 5.0 (front); Type: QD 000 P50 AA; Serial: 1001
- DASY52 52.10.4(1535); SEMCAD X 14.6.14(7501)

## Dipole Calibration for Head Tissue/Pin=250 mW, d=10mm/Zoom Scan (7x7x7)/Cube 0:

Measurement grid: dx=5mm, dy=5mm, dz=5mm

Reference Value = 109.7 V/m; Power Drift = 0.06 dB


Peak SAR (extrapolated) = 18.5 W/kg

**SAR(1 g) = 10 W/kg; SAR(10 g) = 5.21 W/kg**

Smallest distance from peaks to all points 3 dB below = 10 mm

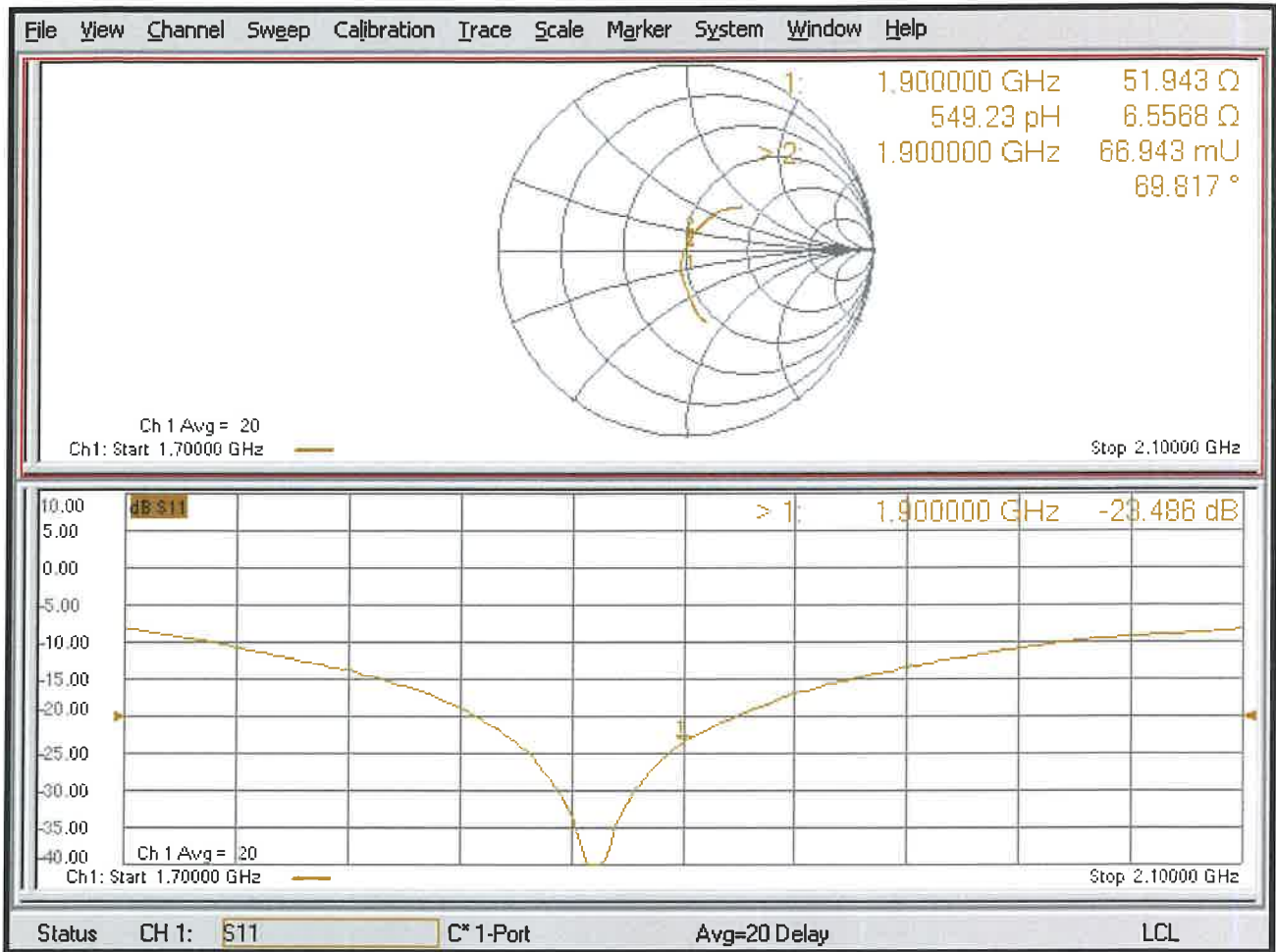
Ratio of SAR at M2 to SAR at M1 = 54.4%

Maximum value of SAR (measured) = 15.5 W/kg



0 dB = 15.5 W/kg = 11.90 dBW/kg

# Impedance Measurement Plot for Head TSL



# CERTIFICATE OF CALIBRATION

ISSUED BY **UL INTERNATIONAL (UK) LTD**

DATE OF ISSUE: 06/Oct/2021

CERTIFICATE NUMBER : 13697410JD01E



5772

UL INTERNATIONAL (UK) LTD  
UNIT 1-3 HORIZON  
KINGSLAND PARK, WADE ROAD  
BASINGSTOKE, HAMPSHIRE  
RG24 8AH, UK  
TEL: +44 (0) 1256 312100  
FAX: +44 (0) 1256 312001  
Email: LST.UK.Calibration@ul.com



Page 1 of 10

**APPROVED SIGNATORY**

.....  
Naseer Mirza

**Customer :**

UL VS Inc  
47173 Benicia Street  
Fremont, CA 94538, USA

**Equipment Details:**

Description:	Dipole Validation Kit	Date of Receipt:	24/Sep/2021
Manufacturer:	Speag		
Type/Model Number:	D1900V2		
Serial Number:	5d163		
Calibration Date:	29/Sep/2021		
Calibrated By:	Masood Khan Test Engineer		

Signature:

  
.....

All Calibration have been conducted in the closed laboratory facility: Lab Temperature (22±3) °C and humidity < 70%

This certificate is issued in accordance with the laboratory accreditation requirements of the United Kingdom Accreditation Service. It provides traceability of measurement to the SI system of units and/or to units of measurement realised at the National Physical Laboratory or other recognised national metrology institutes. This certificate may not be reproduced other than in full, except with the prior written approval of the issuing laboratory.

Use of the UKAS mark demonstrates that compliance with the requirements of BS/EN/ISO/IEC 17025:2017 has been independently assessed.



# CERTIFICATE OF CALIBRATION

## ISSUED BY UL INTERNATIONAL (UK) LTD

UKAS Accredited Calibration Laboratory No. 5772

CERTIFICATE  
NUMBER :  
13697410JD01E

Page 2 of 10

The calibration methods and procedures used were as detailed in:

1. **IEC 62209-1:2016:** Procedure to determine the specific absorption rate (SAR) for hand-held devices used in close proximity to the ear (frequency range of 300 MHz to 3 GHz)
2. **IEC 62209-2:2010:** Procedure to determine the specific absorption rate (SAR) for wireless communication devices used in close proximity to the human body (frequency range of 30 MHz to 6 GHz)
3. **IEEE 1528: 2013:** IEEE Recommended Practice for Determining the Peak Spatial-Average Specific Absorption Rate (SAR) in the Human Head from Wireless Communication Devices: Measurement Techniques
4. FCC KDB Publication Number: “**KDB865664 D01 SAR Measurement 100 MHz to 6 GHz**”
5. **DASY 6 System Handbook**
6. **Dipole Calibration Procedure V1.2:** Calibration performed as per internal procedure

The measuring equipment used to perform the calibration, documented in this certificate has been calibrated in accordance with the manufacturers' recommendations, and is traceable to recognized national standards.

UL No.	Instrument	Manufacturer	Type No.	Serial No.	Date Last Calibrated	Cal. Interval (Months)
PRE0135115	Data Acquisition Electronics	SPEAG	DAE4	1438	12 Apr 2021	12
PRE0134817	Probe	SPEAG	ES3DV3	3335	14 Jan 2021	12
PRE0134198	Dipole	SPEAG	D19000V2	SN537	16 Feb 2021	12
PRE0151451	Power Monitoring Kit	Art-Fi	ART 100850-01	0001	Cal as part of System	-
PRE0151441	Power Sensor	Rhode & Schwarz	NRP8S	102481	22 Mar 2021	12
M2028	Vector Network Analyser	Keysight Technologies	E5071C	MY46521873	20 Jul 2021	12
M2029	Calibration Kit	Keysight Technologies	N4691B	MY46181255	02 Aug 2021	12
M1647	Signal Generator	HP	8648C	3537A01598	03 Mar 2021	12

# CERTIFICATE OF CALIBRATION

## ISSUED BY UL INTERNATIONAL (UK) LTD

UKAS Accredited Calibration Laboratory No. 5772

CERTIFICATE  
NUMBER :  
13697410JD01E

Page 3 of 10

### SAR System Specification

<b>Robot System Positioner:</b>	Stäubli Unimation Corp. Robot Model: TX60L
<b>Robot Serial Number:</b>	F17/5ENYG1/A/01
<b>DASY Version:</b>	cDASY16.0.0.116
<b>Phantom:</b>	Flat section of SAM Twin Phantom
<b>Distance Dipole Centre:</b>	10 mm (with spacer)
<b>Frequency:</b>	1900 MHz

### Dielectric Property Measurements – Head Simulating Liquid (HSL)

Simulant Liquid	Frequency (MHz)	Room Temp		Liquid Temp		Parameters	Target Value	Measured Value	Uncertainty (%)
		Start	End	Start	End				
Head	1900	21.2 °C	20.6 °C	20.8 °C	20.5 °C	$\epsilon_r$	40.00	40.26	± 5%
						$\sigma$	1.40	1.44	± 5%

### SAR Results – Head Simulating Liquid (HSL)

Simulant Liquid	SAR Measured	250 mW input Power	Normalised to 1.00 W	Uncertainty (%)
Head	SAR averaged over 1g	10.20 W/Kg	<b>40.61 W/Kg</b>	+16.80 / -16.43%
	SAR averaged over 10g	5.28 W/Kg	<b>21.02 W/Kg</b>	+16.72 / -16.42%

### Antenna Parameters – Head Simulating Liquid (HSL)

Simulant Liquid	Parameter	Measured Level	Uncertainty (%)
Head	Impedance	51.95 - 4.40j $\Omega$	± 3.01
	Return Loss	26.51	± 2.97

# CERTIFICATE OF CALIBRATION

## ISSUED BY UL INTERNATIONAL (UK) LTD

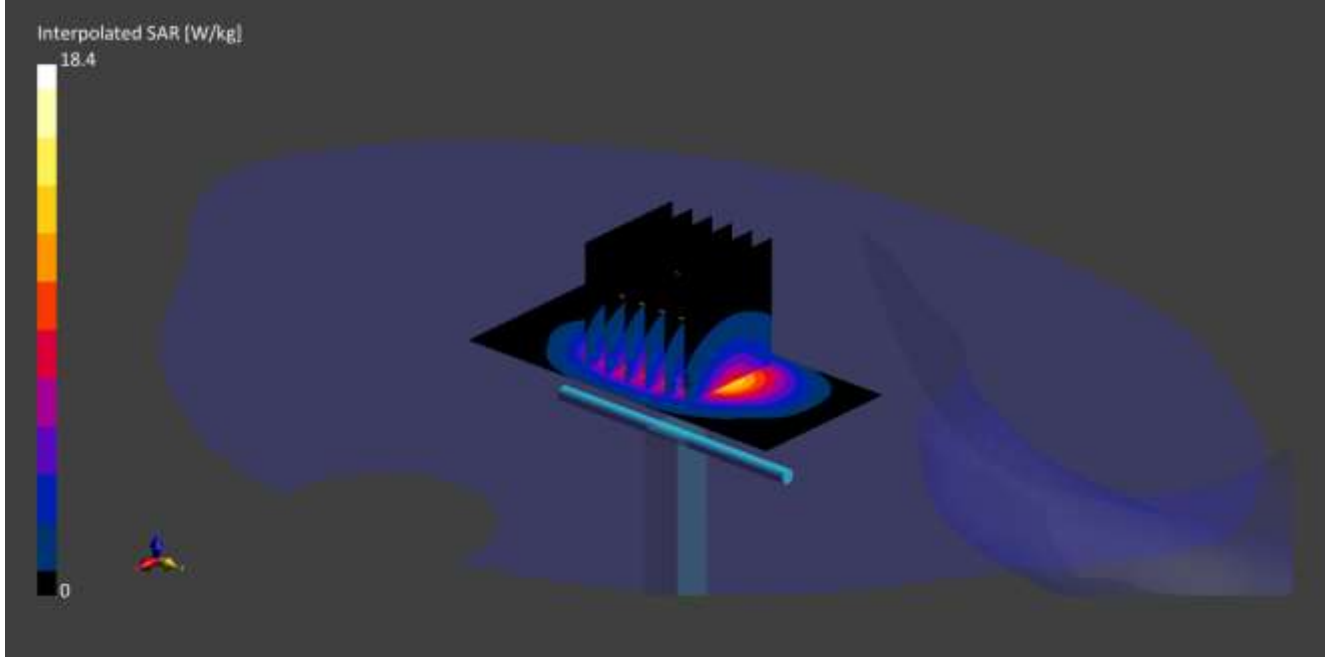
UKAS Accredited Calibration Laboratory No. 5772

CERTIFICATE  
NUMBER :  
13697410JD01E

Page 5 of 10

### DASY Validation Scan for Head Stimulating Liquid (HSL)

DUT: D1900V2; Type: Dipole; Serial: SN5d163;



Communication System: CW UID: 0; Frequency: 1900.0 MHz; Duty Cycle: 1;  
Medium: HSL; Site65\_28Sep2021\_082639\_Head - 900 1800 1900 2300 2600 5%; Medium  
parameters used:  $f = 1900.0$  MHz;  $\sigma = 1.44$  S/m;  $\epsilon_r = 40.3$ ;  $\rho = 1000$  kg/m<sup>3</sup>;  $\Delta\epsilon_r = 0.66$  %;  $\Delta\sigma = 2.96$  %; No correction

Phantom section: Flat;

DASY 6 Configuration:

- Laboratory Name: Site65;
- Probe: ES3DV3 - SN3335; ConvF(5.13, 5.13, 5.13); Calibrated: 14 Jan 2021
- Sensor-Surface: 3 mm; VMS + 6p
- Electronics: DAE4 - SN1438; Calibrated: 12 Apr 2021
- Phantom: Twin-SAM V8.0 (30deg probe tilt); Serial: 1945
- Measurement SW: cDASY16.0.0.116

**Area Scan (40x90):** Interpolated grid: dx=10 mm, dy=15 mm

**Zoom Scan1(30x30x30):** Measurement grid: dx=6 mm, dy=6 mm, dz=1.5 mm; Grading Ratio: 1.5; Reference Value = 12.810 V/m; Power Drift = 0.02 dB

Minimum horizontal 3dB distance: 10.7 mm;

Vertical M2/M1 Ratio: 83.9 %;

**SAR(1 g) = 10.200 W/kg; SAR(10 g) = 5.280 W/kg**

# CERTIFICATE OF CALIBRATION

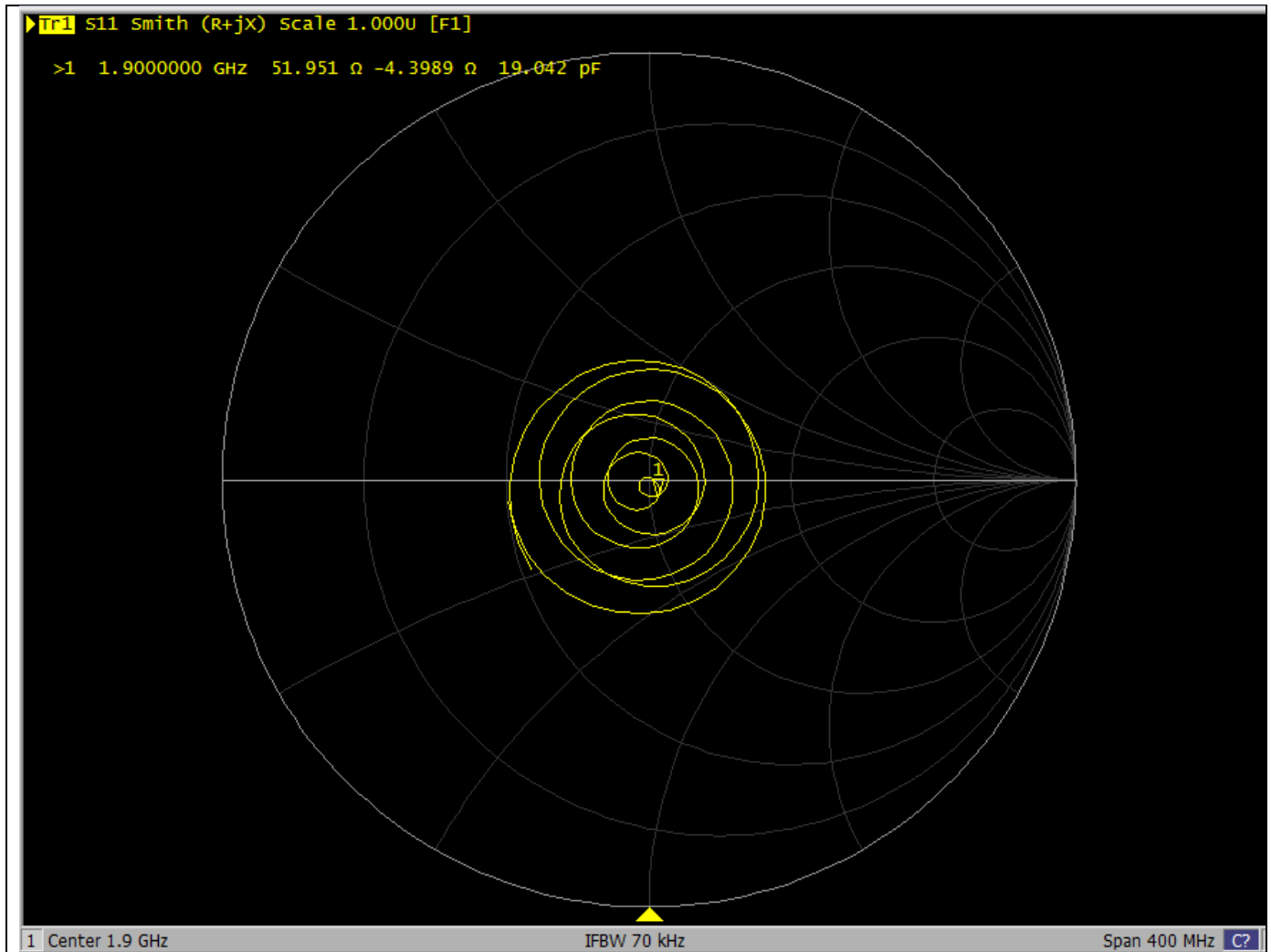
## ISSUED BY UL INTERNATIONAL (UK) LTD

UKAS Accredited Calibration Laboratory No. 5772

CERTIFICATE  
NUMBER :  
13697410JD01E

Page 6 of 10

### Impedance Measurement Plot for Head Stimulating Liquid (HSL)



# CERTIFICATE OF CALIBRATION

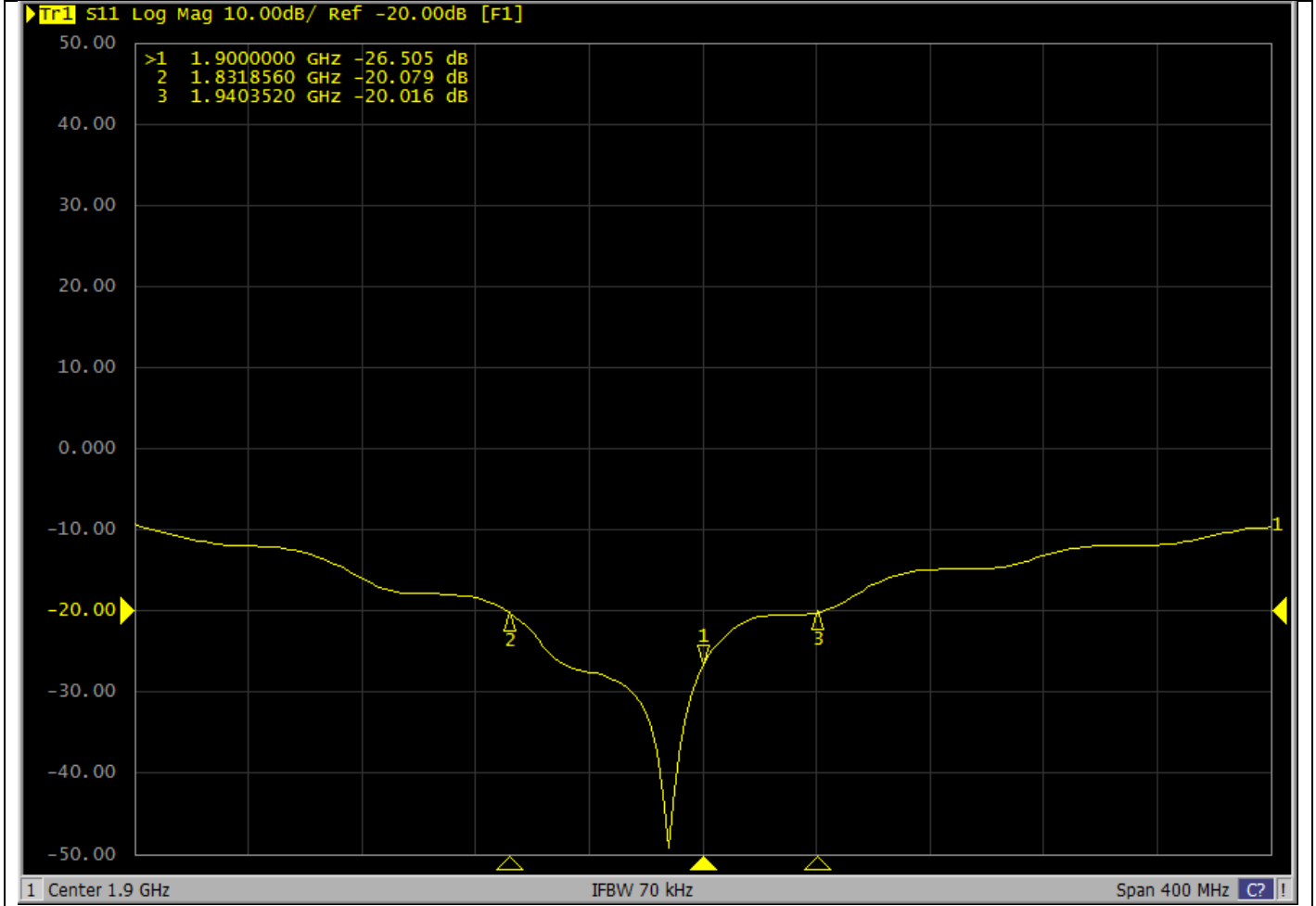
## ISSUED BY UL INTERNATIONAL (UK) LTD

UKAS Accredited Calibration Laboratory No. 5772


CERTIFICATE  
NUMBER :  
13697410JD01E


Page 7 of 10


### Return Loss Measurement Plot for Head Stimulating Liquid (HSL)



**Calibration Certificate Label:**

	<p><b>UL INTERNATIONAL (UK) LTD</b> <b>Tel: +44 (0) 1256312000</b></p> <p>Certificate Number: 13697410JD01E</p> <p>Instrument ID: 5d163</p> <p>Calibration Date: 29/Sep/2021</p> <p>Calibration Due Date:</p>
---	---

	<p><b>UL INTERNATIONAL (UK) LTD</b> <b>Tel: +44 (0) 1256312000</b></p> <p>Certificate Number: 13697410JD01E</p> <p>Instrument ID: 5d163</p> <p>Calibration Date: 29/Sep/2021</p> <p>Calibration Due Date:</p>
---	---

	<p><b>UL INTERNATIONAL (UK) LTD</b> <b>Tel: +44 (0) 1256312000</b></p> <p>Certificate Number: 13697410JD01E</p> <p>Instrument ID: 5d163</p> <p>Calibration Date: 29/Sep/2021</p> <p>Calibration Due Date:</p>
---	---



Accreditation No.: **SCS 0108**

Accredited by the Swiss Accreditation Service (SAS)  
The Swiss Accreditation Service is one of the signatories to the EA  
Multilateral Agreement for the recognition of calibration certificates

Client **UL USA**

Certificate No: **D1950V3-1136\_Apr22**

## CALIBRATION CERTIFICATE

Object **D1950V3 - SN:1136**

Calibration procedure(s) **QA CAL-05.v11  
Calibration Procedure for SAR Validation Sources between 0.7-3 GHz**

Calibration date: **April 28, 2022**

This calibration certificate documents the traceability to national standards, which realize the physical units of measurements (SI).  
The measurements and the uncertainties with confidence probability are given on the following pages and are part of the certificate.

All calibrations have been conducted in the closed laboratory facility: environment temperature ( $22 \pm 3$ )°C and humidity < 70%.

Calibration Equipment used (M&TE critical for calibration)

Primary Standards	ID #	Cal Date (Certificate No.)	Scheduled Calibration
Power meter NRP	SN: 104778	04-Apr-22 (No. 217-03525/03524)	Apr-23
Power sensor NRP-Z91	SN: 103244	04-Apr-22 (No. 217-03524)	Apr-23
Power sensor NRP-Z91	SN: 103245	04-Apr-22 (No. 217-03525)	Apr-23
Reference 20 dB Attenuator	SN: BH9394 (20k)	04-Apr-22 (No. 217-03527)	Apr-23
Type-N mismatch combination	SN: 310982 / 06327	04-Apr-22 (No. 217-03528)	Apr-23
Reference Probe EX3DV4	SN: 7349	31-Dec-21 (No. EX3-7349_Dec21)	Dec-22
DAE4	SN: 601	01-Nov-21 (No. DAE4-601_Nov21)	Nov-22

Secondary Standards	ID #	Check Date (in house)	Scheduled Check
Power meter E4419B	SN: GB39512475	30-Oct-14 (in house check Oct-20)	In house check: Oct-22
Power sensor HP 8481A	SN: US37292783	07-Oct-15 (in house check Oct-20)	In house check: Oct-22
Power sensor HP 8481A	SN: MY41093315	07-Oct-15 (in house check Oct-20)	In house check: Oct-22
RF generator R&S SMT-06	SN: 100972	15-Jun-15 (in house check Oct-20)	In house check: Oct-22
Network Analyzer Agilent E8358A	SN: US41080477	31-Mar-14 (in house check Oct-20)	In house check: Oct-22

Calibrated by: **Aidonia Georgiadou** Laboratory Technician

Approved by: **Sven Kühn** Deputy Manager

Signature

Issued: April 29, 2022

This calibration certificate shall not be reproduced except in full without written approval of the laboratory.



Accredited by the Swiss Accreditation Service (SAS)  
The Swiss Accreditation Service is one of the signatories to the EA  
Multilateral Agreement for the recognition of calibration certificates

**Glossary:**

TSL	tissue simulating liquid
ConvF	sensitivity in TSL / NORM x,y,z
N/A	not applicable or not measured

**Calibration is Performed According to the Following Standards:**

- a) IEC/IEEE 62209-1528, "Measurement Procedure For The Assessment Of Specific Absorption Rate Of Human Exposure To Radio Frequency Fields From Hand-Held And Body-Worn Wireless Communication Devices - Part 1528: Human Models, Instrumentation And Procedures (Frequency Range of 4 MHz to 10 GHz)", October 2020.
- b) KDB 865664, "SAR Measurement Requirements for 100 MHz to 6 GHz"

**Additional Documentation:**

- c) DASY System Handbook

**Methods Applied and Interpretation of Parameters:**

- *Measurement Conditions:* Further details are available from the Validation Report at the end of the certificate. All figures stated in the certificate are valid at the frequency indicated.
- *Antenna Parameters with TSL:* The source is mounted in a touch configuration below the center marking of the flat phantom.
- *Return Loss:* This parameter is measured with the source positioned under the liquid filled phantom (as described in the measurement condition clause). The Return Loss ensures low reflected power. No uncertainty required.
- *SAR measured:* SAR measured at the stated antenna input power.
- *SAR normalized:* SAR as measured, normalized to an input power of 1 W at the antenna connector.
- *SAR for nominal TSL parameters:* The measured TSL parameters are used to calculate the nominal SAR result.

The reported uncertainty of measurement is stated as the standard uncertainty of measurement multiplied by the coverage factor  $k=2$ , which for a normal distribution corresponds to a coverage probability of approximately 95%.



## Measurement Conditions

DASY system configuration, as far as not given on page 1.

<b>DASY Version</b>	DASY52	V52.10.4
<b>Extrapolation</b>	Advanced Extrapolation	
<b>Phantom</b>	Modular Flat Phantom	
<b>Distance Dipole Center - TSL</b>	10 mm	with Spacer
<b>Zoom Scan Resolution</b>	dx, dy, dz = 5 mm	
<b>Frequency</b>	1950 MHz ± 1 MHz	

## Head TSL parameters

The following parameters and calculations were applied.

	Temperature	Permittivity	Conductivity
<b>Nominal Head TSL parameters</b>	22.0 °C	40.0	1.40 mho/m
<b>Measured Head TSL parameters</b>	(22.0 ± 0.2) °C	38.9 ± 6 %	1.46 mho/m ± 6 %
<b>Head TSL temperature change during test</b>	< 0.5 °C	----	----

## SAR result with Head TSL

<b>SAR averaged over 1 cm<sup>3</sup> (1 g) of Head TSL</b>	Condition	
SAR measured	250 mW input power	10.3 W/kg
SAR for nominal Head TSL parameters	normalized to 1W	<b>40.0 W/kg ± 17.0 % (k=2)</b>

<b>SAR averaged over 10 cm<sup>3</sup> (10 g) of Head TSL</b>	condition	
SAR measured	250 mW input power	5.29 W/kg
SAR for nominal Head TSL parameters	normalized to 1W	<b>20.8 W/kg ± 16.5 % (k=2)</b>

## Appendix (Additional assessments outside the scope of SCS 0108)

### Antenna Parameters with Head TSL

Impedance, transformed to feed point	50.0 $\Omega$ - 2.0 j $\Omega$
Return Loss	- 33.9 dB

### General Antenna Parameters and Design

Electrical Delay (one direction)	1.196 ns
----------------------------------	----------

After long term use with 100W radiated power, only a slight warming of the dipole near the feedpoint can be measured.

The dipole is made of standard semirigid coaxial cable. The center conductor of the feeding line is directly connected to the second arm of the dipole. The antenna is therefore short-circuited for DC-signals. On some of the dipoles, small end caps are added to the dipole arms in order to improve matching when loaded according to the position as explained in the "Measurement Conditions" paragraph. The SAR data are not affected by this change. The overall dipole length is still according to the Standard.

No excessive force must be applied to the dipole arms, because they might bend or the soldered connections near the feedpoint may be damaged.

### Additional EUT Data

Manufactured by	SPEAG
-----------------	-------

# DASY5 Validation Report for Head TSL

Date: 28.04.2022

Test Laboratory: SPEAG, Zurich, Switzerland

**DUT: Dipole 1950 MHz; Type: D1950V3; Serial: D1950V3 - SN:1136**

Communication System: UID 0 - CW; Frequency: 1950 MHz

Medium parameters used:  $f = 1950$  MHz;  $\sigma = 1.46$  S/m;  $\epsilon_r = 38.9$ ;  $\rho = 1000$  kg/m<sup>3</sup>

Phantom section: Flat Section

Measurement Standard: DASY5 (IEEE/IEC/ANSI C63.19-2011)

DASY52 Configuration:

- Probe: EX3DV4 - SN7349; ConvF(8.41, 8.41, 8.41) @ 1950 MHz; Calibrated: 31.12.2021
- Sensor-Surface: 1.4mm (Mechanical Surface Detection)
- Electronics: DAE4 Sn601; Calibrated: 01.11.2021
- Phantom: Flat Phantom 5.0 (front); Type: QD 000 P50 AA; Serial: 1001
- DASY52 52.10.4(1535); SEMCAD X 14.6.14(7501)

## Dipole Calibration for Head Tissue/Pin=250 mW, d=10mm/Zoom Scan (7x7x7)/Cube 0:

Measurement grid: dx=5mm, dy=5mm, dz=5mm

Reference Value = 109.7 V/m; Power Drift = 0.03 dB


Peak SAR (extrapolated) = 19.4 W/kg

**SAR(1 g) = 10.3 W/kg; SAR(10 g) = 5.29 W/kg**

Smallest distance from peaks to all points 3 dB below = 10 mm

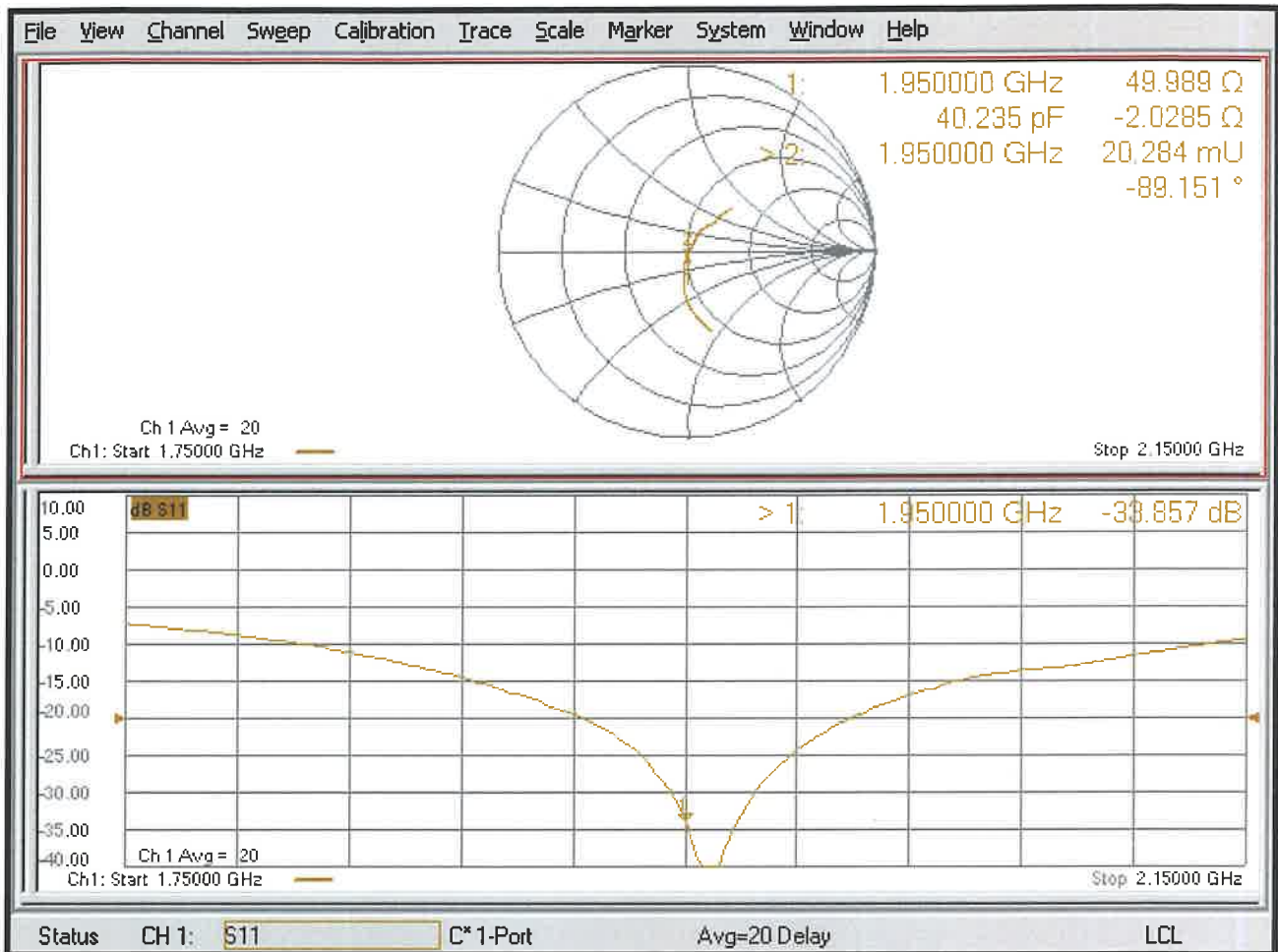
Ratio of SAR at M2 to SAR at M1 = 53.5%

Maximum value of SAR (measured) = 16.2 W/kg



0 dB = 16.2 W/kg = 12.09 dBW/kg

# Impedance Measurement Plot for Head TSL





Accreditation No.: **SCS 0108**

Accredited by the Swiss Accreditation Service (SAS)  
The Swiss Accreditation Service is one of the signatories to the EA  
Multilateral Agreement for the recognition of calibration certificates

Client **UL USA**

Certificate No: **D2300V2-1002\_Apr22**

## CALIBRATION CERTIFICATE

Object **D2300V2 - SN:1002**

Calibration procedure(s) **QA CAL-05.v11  
Calibration Procedure for SAR Validation Sources between 0.7-3 GHz**

Calibration date: **April 25, 2022**

This calibration certificate documents the traceability to national standards, which realize the physical units of measurements (SI).  
The measurements and the uncertainties with confidence probability are given on the following pages and are part of the certificate.

All calibrations have been conducted in the closed laboratory facility: environment temperature ( $22 \pm 3$ )°C and humidity < 70%.

Calibration Equipment used (M&TE critical for calibration)

Primary Standards	ID #	Cal Date (Certificate No.)	Scheduled Calibration
Power meter NRP	SN: 104778	04-Apr-22 (No. 217-03525/03524)	Apr-23
Power sensor NRP-Z91	SN: 103244	04-Apr-22 (No. 217-03524)	Apr-23
Power sensor NRP-Z91	SN: 103245	04-Apr-22 (No. 217-03525)	Apr-23
Reference 20 dB Attenuator	SN: BH9394 (20k)	04-Apr-22 (No. 217-03527)	Apr-23
Type-N mismatch combination	SN: 310982 / 06327	04-Apr-22 (No. 217-03528)	Apr-23
Reference Probe EX3DV4	SN: 7349	31-Dec-21 (No. EX3-7349_Dec21)	Dec-22
DAE4	SN: 601	01-Nov-21 (No. DAE4-601_Nov21)	Nov-22
Secondary Standards	ID #	Check Date (in house)	Scheduled Check
Power meter E4419B	SN: GB39512475	30-Oct-14 (in house check Oct-20)	In house check: Oct-22
Power sensor HP 8481A	SN: US37292783	07-Oct-15 (in house check Oct-20)	In house check: Oct-22
Power sensor HP 8481A	SN: MY41093315	07-Oct-15 (in house check Oct-20)	In house check: Oct-22
RF generator R&S SMT-06	SN: 100972	15-Jun-15 (in house check Oct-20)	In house check: Oct-22
Network Analyzer Agilent E8358A	SN: US41080477	31-Mar-14 (in house check Oct-20)	In house check: Oct-22

Calibrated by:	Name <b>Michael Weber</b>	Function Laboratory Technician	Signature 
Approved by:	Name <b>Sven Kühn</b>	Deputy Manager	

Issued: April 27, 2022

This calibration certificate shall not be reproduced except in full without written approval of the laboratory.



Accredited by the Swiss Accreditation Service (SAS)

Accreditation No.: **SCS 0108**

The Swiss Accreditation Service is one of the signatories to the EA Multilateral Agreement for the recognition of calibration certificates

### Glossary:

TSL	tissue simulating liquid
ConvF	sensitivity in TSL / NORM x,y,z
N/A	not applicable or not measured

### Calibration is Performed According to the Following Standards:

- IEC/IEEE 62209-1528, "Measurement Procedure For The Assessment Of Specific Absorption Rate Of Human Exposure To Radio Frequency Fields From Hand-Held And Body-Worn Wireless Communication Devices - Part 1528: Human Models, Instrumentation And Procedures (Frequency Range of 4 MHz to 10 GHz)", October 2020.
- KDB 865664, "SAR Measurement Requirements for 100 MHz to 6 GHz"

### Additional Documentation:

- DASY System Handbook

### Methods Applied and Interpretation of Parameters:

- Measurement Conditions:** Further details are available from the Validation Report at the end of the certificate. All figures stated in the certificate are valid at the frequency indicated.
- Antenna Parameters with TSL:** The source is mounted in a touch configuration below the center marking of the flat phantom.
- Return Loss:** This parameter is measured with the source positioned under the liquid filled phantom (as described in the measurement condition clause). The Return Loss ensures low reflected power. No uncertainty required.
- SAR measured:** SAR measured at the stated antenna input power.
- SAR normalized:** SAR as measured, normalized to an input power of 1 W at the antenna connector.
- SAR for nominal TSL parameters:** The measured TSL parameters are used to calculate the nominal SAR result.

The reported uncertainty of measurement is stated as the standard uncertainty of measurement multiplied by the coverage factor  $k=2$ , which for a normal distribution corresponds to a coverage probability of approximately 95%.

## Measurement Conditions

DASY system configuration, as far as not given on page 1.

<b>DASY Version</b>	DASY52	V52.10.4
<b>Extrapolation</b>	Advanced Extrapolation	
<b>Phantom</b>	Modular Flat Phantom	
<b>Distance Dipole Center - TSL</b>	10 mm	with Spacer
<b>Zoom Scan Resolution</b>	dx, dy, dz = 5 mm	
<b>Frequency</b>	2300 MHz ± 1 MHz	

## Head TSL parameters

The following parameters and calculations were applied.

	Temperature	Permittivity	Conductivity
<b>Nominal Head TSL parameters</b>	22.0 °C	39.5	1.67 mho/m
<b>Measured Head TSL parameters</b>	(22.0 ± 0.2) °C	38.4 ± 6 %	1.71 mho/m ± 6 %
<b>Head TSL temperature change during test</b>	< 0.5 °C	---	---

## SAR result with Head TSL

<b>SAR averaged over 1 cm<sup>3</sup> (1 g) of Head TSL</b>	Condition	
SAR measured	250 mW input power	12.4 W/kg
SAR for nominal Head TSL parameters	normalized to 1W	<b>48.9 W/kg ± 17.0 % (k=2)</b>

<b>SAR averaged over 10 cm<sup>3</sup> (10 g) of Head TSL</b>	condition	
SAR measured	250 mW input power	6.02 W/kg
SAR for nominal Head TSL parameters	normalized to 1W	<b>23.8 W/kg ± 16.5 % (k=2)</b>

## Appendix (Additional assessments outside the scope of SCS 0108)

### Antenna Parameters with Head TSL

Impedance, transformed to feed point	48.5 $\Omega$ - 3.1 j $\Omega$
Return Loss	- 29.2 dB

### General Antenna Parameters and Design

Electrical Delay (one direction)	1.156 ns
----------------------------------	----------

After long term use with 100W radiated power, only a slight warming of the dipole near the feedpoint can be measured.

The dipole is made of standard semirigid coaxial cable. The center conductor of the feeding line is directly connected to the second arm of the dipole. The antenna is therefore short-circuited for DC-signals. On some of the dipoles, small end caps are added to the dipole arms in order to improve matching when loaded according to the position as explained in the "Measurement Conditions" paragraph. The SAR data are not affected by this change. The overall dipole length is still according to the Standard.

No excessive force must be applied to the dipole arms, because they might bend or the soldered connections near the feedpoint may be damaged.

### Additional EUT Data

Manufactured by	SPEAG
-----------------	-------



Test Laboratory: SPEAG, Zurich, Switzerland

**DUT: Dipole 2300 MHz; Type: D2300V2; Serial: D2300V2 - SN: 1002**

Communication System: UID 0 - CW; Frequency: 2300 MHz

Medium parameters used:  $f = 2300$  MHz;  $\sigma = 1.71$  S/m;  $\epsilon_r = 38.4$ ;  $\rho = 1000$  kg/m<sup>3</sup>

Phantom section: Flat Section

Measurement Standard: DASY5 (IEEE/IEC/ANSI C63.19-2011)

DASY52 Configuration:

- Probe: EX3DV4 - SN7349; ConvF(7.98, 7.98, 7.98) @ 2300 MHz; Calibrated: 31.12.2021
- Sensor-Surface: 1.4mm (Mechanical Surface Detection)
- Electronics: DAE4 Sn601; Calibrated: 01.11.2021
- Phantom: Flat Phantom 5.0 (front); Type: QD 000 P50 AA; Serial: 1001
- DASY52 52.10.4(1535); SEMCAD X 14.6.14(7501)

## Dipole Calibration for Head Tissue/Pin=250 mW, d=10mm/Zoom Scan (7x7x7)/Cube 0:

Measurement grid: dx=5mm, dy=5mm, dz=5mm

Reference Value = 114.7 V/m; Power Drift = 0.04 dB

Peak SAR (extrapolated) = 22.6 W/kg

**SAR(1 g) = 12.4 W/kg; SAR(10 g) = 6.02 W/kg**

Smallest distance from peaks to all points 3 dB below = 9 mm

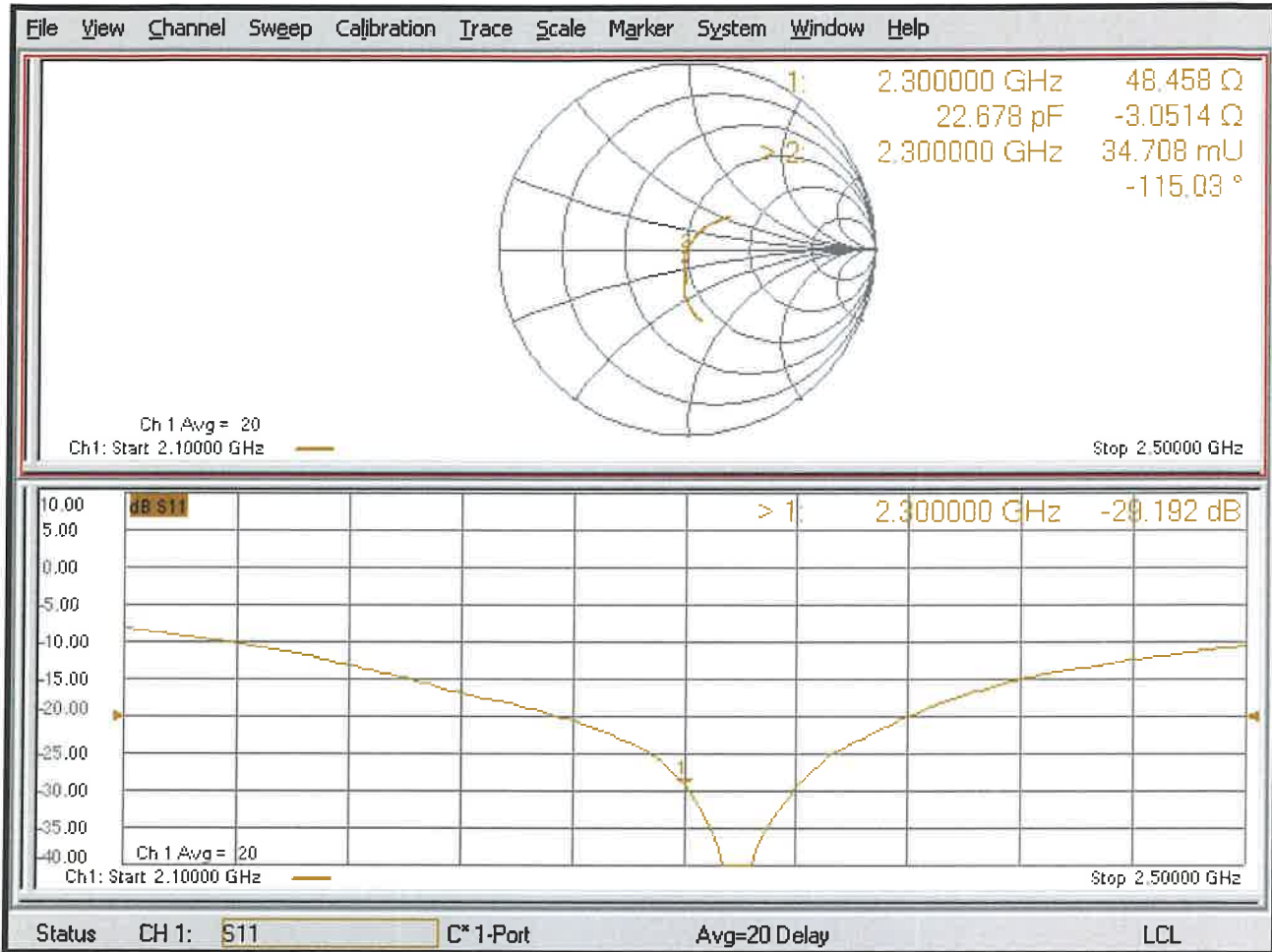
Ratio of SAR at M2 to SAR at M1 = 55.3%

Maximum value of SAR (measured) = 19.5 W/kg



0 dB = 19.5 W/kg = 12.90 dBW/kg

# Impedance Measurement Plot for Head TSL



# CERTIFICATE OF CALIBRATION

ISSUED BY **UL INTERNATIONAL (UK) LTD**

DATE OF ISSUE: 06/Oct/2021

CERTIFICATE NUMBER : 13697410JD01G



5772

UL INTERNATIONAL (UK) LTD  
UNIT 1-3 HORIZON  
KINGSLAND PARK, WADE ROAD  
BASINGSTOKE, HAMPSHIRE  
RG24 8AH, UK  
TEL: +44 (0) 1256 312100  
FAX: +44 (0) 1256 312001  
Email: LST.UK.Calibration@ul.com



Page 1 of 10

**APPROVED SIGNATORY**

.....  
Naseer Mirza

## Customer :

UL VS Inc  
47173 Benicia Street  
Fremont, CA 94538, USA

## Equipment Details:

Description:	Dipole Validation Kit	Date of Receipt:	24/Sep/2021
Manufacturer:	Speag		
Type/Model Number:	D2300V2		
Serial Number:	1058		
Calibration Date:	29/Sep/2021		
Calibrated By:	Masood Khan Test Engineer		

Signature:

  
.....

All Calibration have been conducted in the closed laboratory facility: Lab Temperature (22±3) °C and humidity < 70%

This certificate is issued in accordance with the laboratory accreditation requirements of the United Kingdom Accreditation Service. It provides traceability of measurement to the SI system of units and/or to units of measurement realised at the National Physical Laboratory or other recognised national metrology institutes. This certificate may not be reproduced other than in full, except with the prior written approval of the issuing laboratory.

Use of the UKAS mark demonstrates that compliance with the requirements of BS/EN/ISO/IEC 17025:2017 has been independently assessed.

# CERTIFICATE OF CALIBRATION

## ISSUED BY UL INTERNATIONAL (UK) LTD

UKAS Accredited Calibration Laboratory No. 5772

CERTIFICATE  
NUMBER :  
13697410JD01G

Page 2 of 10

The calibration methods and procedures used were as detailed in:

1. **IEC 62209-1:2016:** Procedure to determine the specific absorption rate (SAR) for hand-held devices used in close proximity to the ear (frequency range of 300 MHz to 3 GHz)
2. **IEC 62209-2:2010:** Procedure to determine the specific absorption rate (SAR) for wireless communication devices used in close proximity to the human body (frequency range of 30 MHz to 6 GHz)
3. **IEEE 1528: 2013:** IEEE Recommended Practice for Determining the Peak Spatial-Average Specific Absorption Rate (SAR) in the Human Head from Wireless Communication Devices: Measurement Techniques
4. FCC KDB Publication Number: “**KDB865664 D01 SAR Measurement 100 MHz to 6 GHz**”
5. **DASY 6 System Handbook**
6. **Dipole Calibration Procedure V1.2:** Calibration performed as per internal procedure

The measuring equipment used to perform the calibration, documented in this certificate has been calibrated in accordance with the manufacturers' recommendations, and is traceable to recognized national standards.

UL No.	Instrument	Manufacturer	Type No.	Serial No.	Date Last Calibrated	Cal. Interval (Months)
PRE0135115	Data Acquisition Electronics	SPEAG	DAE4	1438	12 Apr 2021	12
PRE0134817	Probe	SPEAG	ES3DV3	3335	14 Jan 2021	12
PRE0134944	Dipole	SPEAG	D2300V2	SN1036	15 Feb 2021	12
PRE0151451	Power Monitoring Kit	Art-Fi	ART 100850-01	0001	Cal as part of System	-
PRE0151441	Power Sensor	Rhode & Schwarz	NRP8S	102481	22 Mar 2021	12
M2028	Vector Network Analyser	Keysight Technologies	E5071C	MY46521873	20 Jul 2021	12
M2029	Calibration Kit	Keysight Technologies	N4691B	MY46181255	02 Aug 2021	12
M1647	Signal Generator	HP	8648C	3537A01598	03 Mar 2021	12

# CERTIFICATE OF CALIBRATION

## ISSUED BY UL INTERNATIONAL (UK) LTD

UKAS Accredited Calibration Laboratory No. 5772

CERTIFICATE  
NUMBER :  
13697410JD01G

Page 3 of 10

### SAR System Specification

<b>Robot System Positioner:</b>	Stäubli Unimation Corp. Robot Model: TX60L
<b>Robot Serial Number:</b>	F17/5ENYG1/A/01
<b>DASY Version:</b>	cDASY16.0.0.116
<b>Phantom:</b>	Flat section of SAM Twin Phantom
<b>Distance Dipole Centre:</b>	10 mm (with spacer)
<b>Frequency:</b>	2300 MHz

### Dielectric Property Measurements – Head Simulating Liquid (HSL)

Simulant Liquid	Frequency (MHz)	Room Temp		Liquid Temp		Parameters	Target Value	Measured Value	Uncertainty (%)
		Start	End	Start	End				
Head	2300	21.3 °C	20.5 °C	20.8 °C	20.5 °C	$\epsilon_r$	39.47	39.61	± 5%
						$\sigma$	1.67	1.71	± 5%

### SAR Results – Head Simulating Liquid (HSL)

Simulant Liquid	SAR Measured	250 mW input Power	Normalised to 1.00 W	Uncertainty (%)
Head	SAR averaged over 1g	12.70 W/Kg	<b>50.56 W/Kg</b>	+16.80 / -16.43%
	SAR averaged over 10g	6.16 W/Kg	<b>24.52 W/Kg</b>	+16.72 / -16.42%

### Antenna Parameters – Head Simulating Liquid (HSL)

Simulant Liquid	Parameter	Measured Level	Uncertainty (%)
Head	Impedance	50.03 - 1.77j $\Omega$	± 3.01
	Return Loss	34.91	± 3.34

# CERTIFICATE OF CALIBRATION

## ISSUED BY UL INTERNATIONAL (UK) LTD


UKAS Accredited Calibration Laboratory No. 5772

CERTIFICATE  
NUMBER :  
13697410JD01G

Page 5 of 10

### DASY Validation Scan for Head Stimulating Liquid (HSL)

**DUT: D2300V2; Type: Dipole; Serial: SN1058;**



Communication System: CW UID: 0; Frequency: 2300.0 MHz; Duty Cycle: 1;  
Medium: HSL; Site65\_28Sep2021\_082639\_Head - 900 1800 1900 2300 2600 5%; Medium  
parameters used:  $f = 2300.0$  MHz;  $\sigma = 1.71$  S/m;  $\epsilon_r = 39.6$ ;  $\rho = 1000$  kg/m<sup>3</sup>;  $\Delta\epsilon_r = 0.38$  %;  $\Delta\sigma = 2.71$  %; No correction

Phantom section: Flat;

DASY 6 Configuration:

- Laboratory Name: Site65;
- Probe: ES3DV3 - SN3335; ConvF(4.76, 4.76, 4.76); Calibrated: 14 Jan 2021
- Sensor-Surface: 3 mm; VMS + 6p
- Electronics: DAE4 - SN1438; Calibrated: 12 Apr 2021
- Phantom: Twin-SAM V8.0 (30deg probe tilt); Serial: 1945
- Measurement SW: cDASY16.0.0.116

**Area Scan (40x80):** Interpolated grid: dx=10 mm, dy=10 mm

**Zoom Scan1(30x30x30):** Measurement grid: dx=5 mm, dy=5 mm, dz=1.5 mm; Grading Ratio:  
1.5; Reference Value = 16.420 V/m; Power Drift = 0.01 dB

Minimum horizontal 3dB distance: 10.0 mm;

Vertical M2/M1 Ratio: 82.6 %;

**SAR(1 g) = 12.700 W/kg; SAR(10 g) = 6.160 W/kg**

# CERTIFICATE OF CALIBRATION

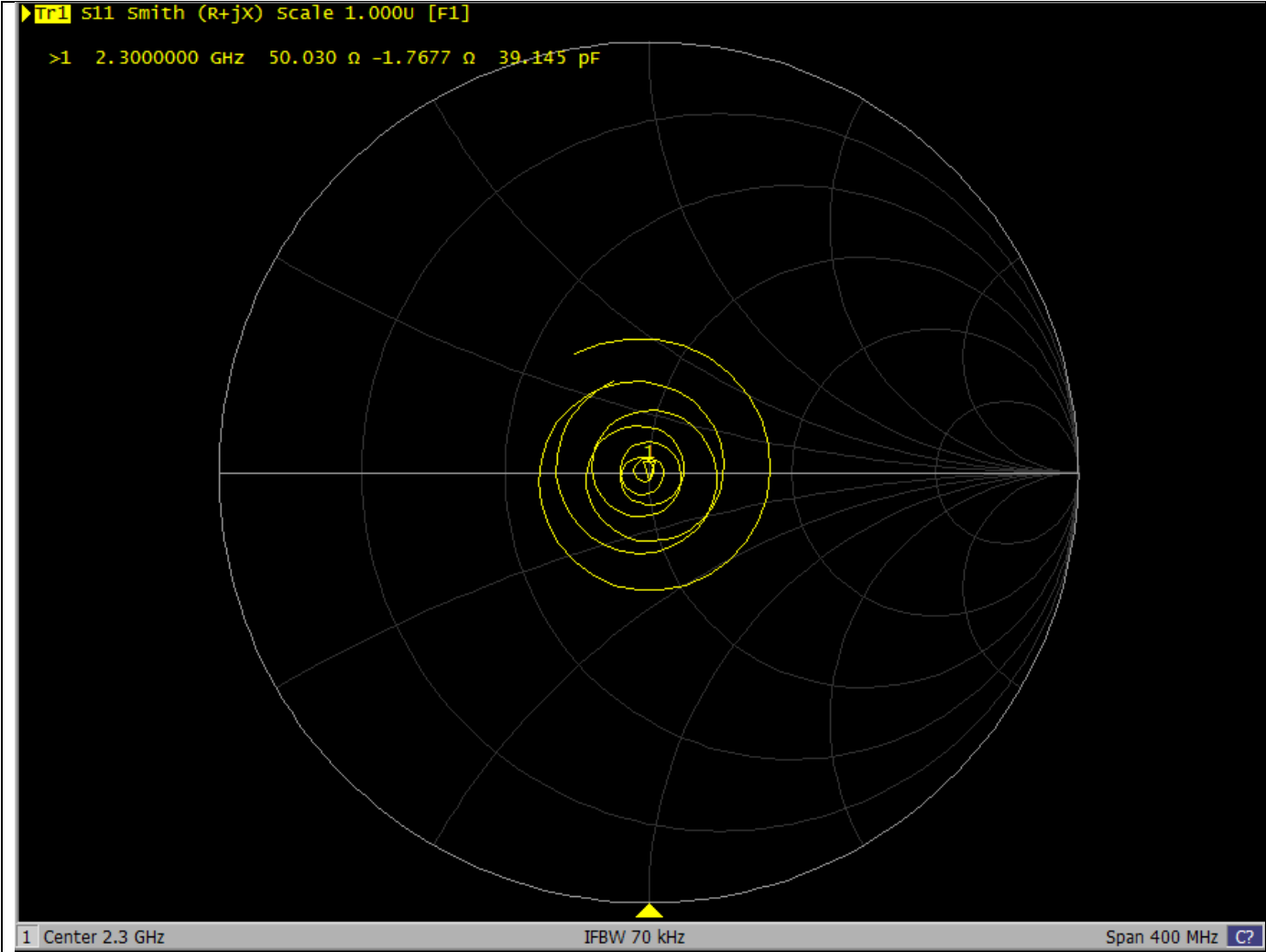
## ISSUED BY UL INTERNATIONAL (UK) LTD

UKAS Accredited Calibration Laboratory No. 5772

CERTIFICATE  
NUMBER :  
13697410JD01G

Page 6 of 10

### Impedance Measurement Plot for Head Stimulating Liquid (HSL)



# CERTIFICATE OF CALIBRATION

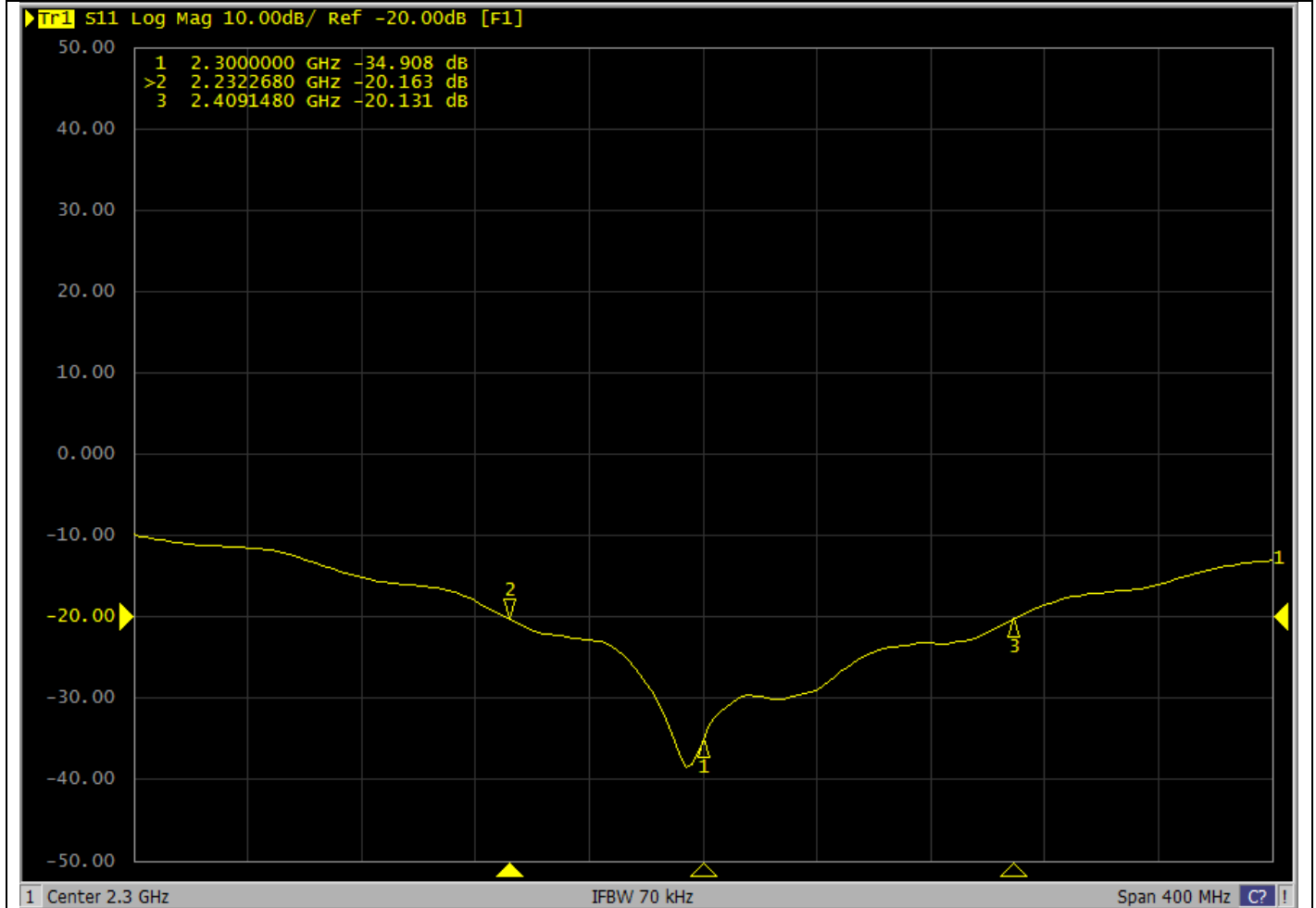
## ISSUED BY UL INTERNATIONAL (UK) LTD

UKAS Accredited Calibration Laboratory No. 5772

CERTIFICATE  
NUMBER :  
13697410JD01G


Page 7 of 10


### Return Loss Measurement Plot for Head Stimulating Liquid (HSL)






**Calibration Certificate Label:**

	<p><b>UL INTERNATIONAL (UK) LTD</b> <b>Tel: +44 (0) 1256312000</b></p> <p>Certificate Number: 13697410JD01G</p> <p>Instrument ID: 1058</p> <p>Calibration Date: 29/Sep/2021</p> <p>Calibration Due Date:</p>
---	--

	<p><b>UL INTERNATIONAL (UK) LTD</b> <b>Tel: +44 (0) 1256312000</b></p> <p>Certificate Number: 13697410JD01G</p> <p>Instrument ID: 1058</p> <p>Calibration Date: 29/Sep/2021</p> <p>Calibration Due Date:</p>
---	--

	<p><b>UL INTERNATIONAL (UK) LTD</b> <b>Tel: +44 (0) 1256312000</b></p> <p>Certificate Number: 13697410JD01G</p> <p>Instrument ID: 1058</p> <p>Calibration Date: 29/Sep/2021</p> <p>Calibration Due Date:</p>
---	--