

20220717_SystemPerformanceCheck-D3700V2 SN 1039

Frequency: 3700 MHz; Duty Cycle: 1:1; Room Ambient Temperature: 24.0°C; Liquid Temperature: 23.0°C
 Medium parameters used: $f = 3700$ MHz; $\sigma = 2.98$ S/m; $\epsilon_r = 37.326$; $\rho = 1000$ kg/m³

Dasy Configuration:

- Area Scan Setting: Find Secondary Maximum within 2.0 dB and with a peak SAR value greater than 0.0012 W/kg
- Electronics: DAE4 Sn1540; Calibrated: 1/11/2022
- Probe: EX3DV4 - SN7356; ConvF(7.15, 7.15, 7.15) @ 3700 MHz; Calibrated: 3/24/2022
- Sensor-Surface: 2.5mm (Mechanical Surface Detection)
- Phantom: Twin-SAM V5.0 (20deg probe tilt); Type: SAM; Serial:

Head/Pin=100 mW/Area Scan (8x8x1): Measurement grid: dx=12mm, dy=12mm

Maximum value of SAR (measured) = 7.62 W/kg

Head/Pin=100 mW/Zoom Scan (8x8x8)/Cube 0: Measurement grid: dx=4.3mm, dy=4.3mm, dz=3mm

Reference Value = 56.92 V/m; Power Drift = 0.09 dB

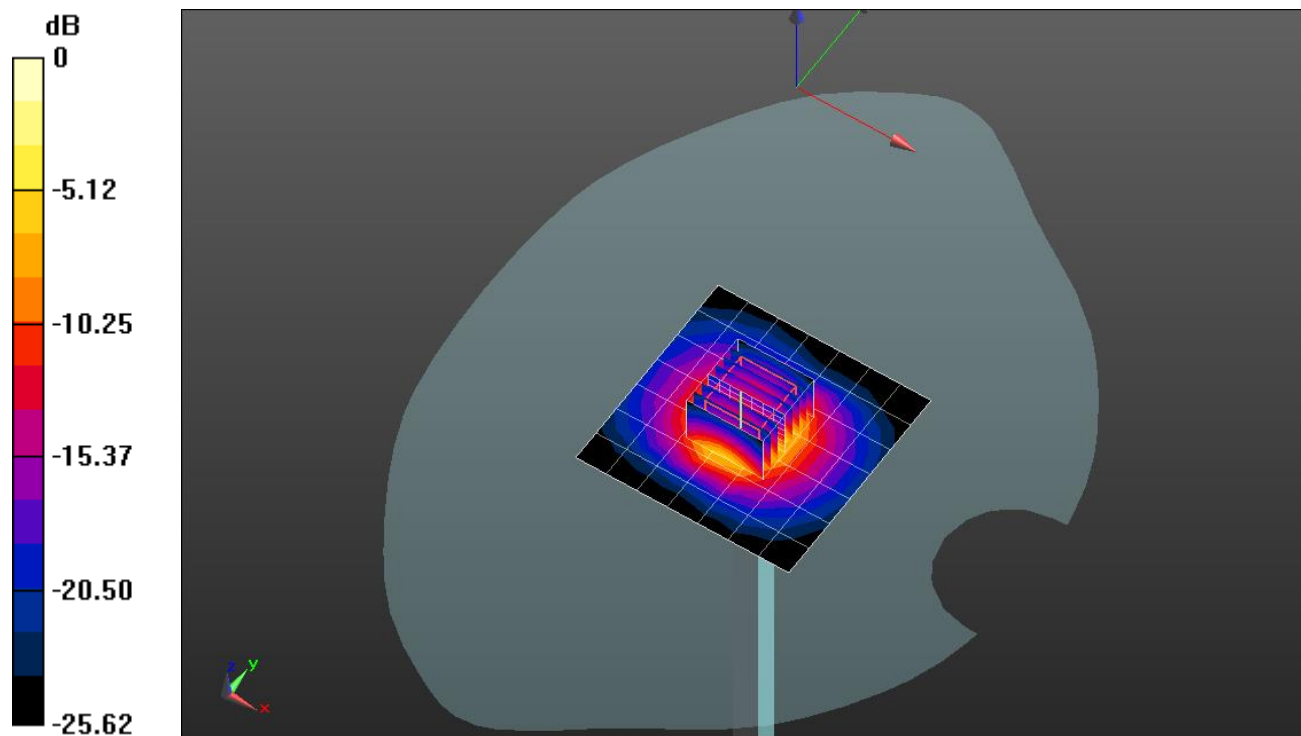
Peak SAR (extrapolated) = 19.3 W/kg

SAR(1 g) = 6.71 W/kg; SAR(10 g) = 2.44 W/kg

Smallest distance from peaks to all points 3 dB below = 7.7 mm

Ratio of SAR at M2 to SAR at M1 = 54.4%

Maximum value of SAR (measured) = 10.2 W/kg



0 dB = 10.2 W/kg = 10.09 dBW/kg

20220717_SystemPerformanceCheck-D3700V2 SN 1039

Frequency: 3700 MHz; Duty Cycle: 1:1; Room Ambient Temperature: 24.0°C; Liquid Temperature: 23.0°C
 Medium parameters used: $f = 3700$ MHz; $\sigma = 3.007$ S/m; $\epsilon_r = 39.043$; $\rho = 1000$ kg/m³

Dasy Configuration:

- Area Scan Setting: Find Secondary Maximum within 2.0 dB and with a peak SAR value greater than 0.0012 W/kg
- Electronics: DAE4 Sn1433; Calibrated: 2/23/2022
- Probe: EX3DV4 - SN3929; ConvF(6.4, 6.4, 6.4) @ 3700 MHz; Calibrated: 3/23/2022
- Sensor-Surface: 2.5mm (Mechanical Surface Detection)
- Phantom: Twin-SAM V8.0 (20deg probe tilt); Type: QD 000 P41 Ax; Serial: xxxx

Head/Pin=100 mW/Area Scan (8x8x1): Measurement grid: dx=12mm, dy=12mm

Maximum value of SAR (measured) = 7.05 W/kg

Head/Pin=100 mW/Zoom Scan (8x8x8)/Cube 0: Measurement grid: dx=4.3mm, dy=4.3mm, dz=3mm

Reference Value = 61.74 V/m; Power Drift = -0.15 dB

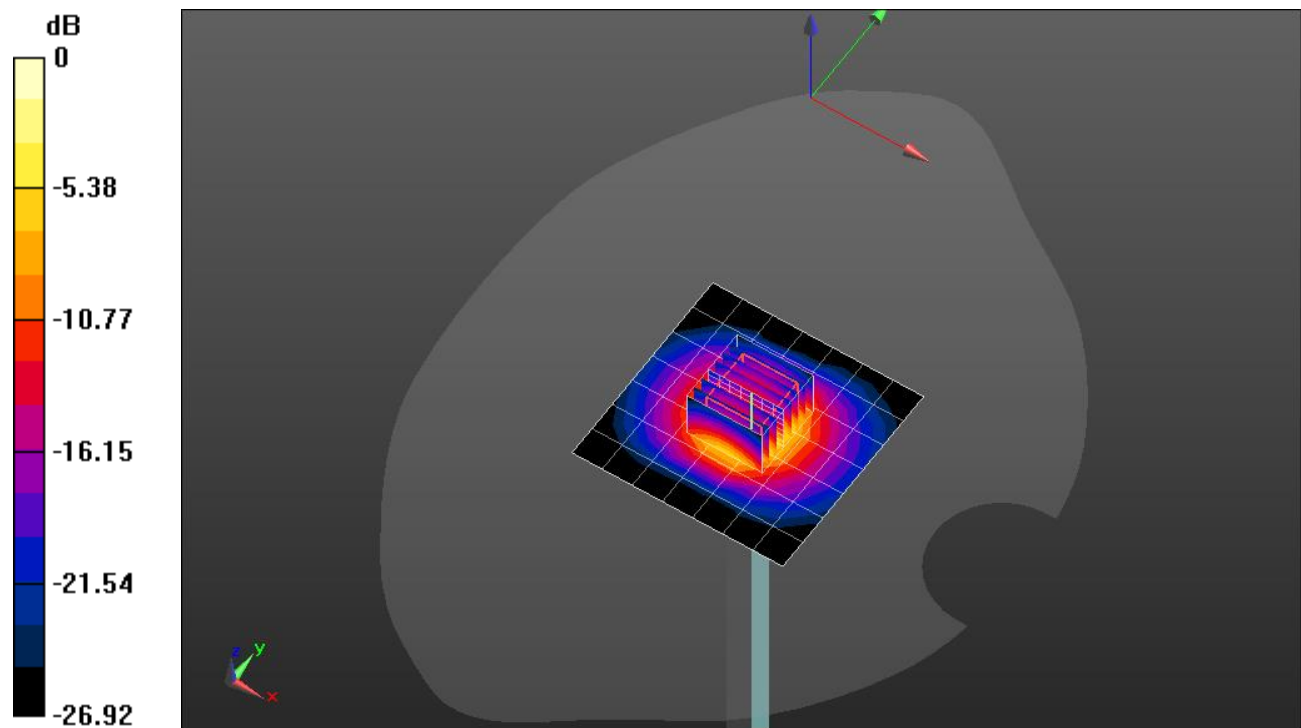
Peak SAR (extrapolated) = 18.9 W/kg

SAR(1 g) = 6.88 W/kg; SAR(10 g) = 2.55 W/kg

Smallest distance from peaks to all points 3 dB below = 8.6 mm

Ratio of SAR at M2 to SAR at M1 = 53.5%

Maximum value of SAR (measured) = 10.4 W/kg



0 dB = 10.4 W/kg = 10.17 dBW/kg

20220717_SystemPerformanceCheck-D3700V2 SN 1039

Frequency: 3700 MHz; Duty Cycle: 1:1; Room Ambient Temperature: 24.0°C; Liquid Temperature: 23.0°C

Medium parameters used: $f = 3700$ MHz; $\sigma = 2.993$ S/m; $\epsilon_r = 37.377$; $\rho = 1000$ kg/m³

Dasy Configuration:

- Area Scan Setting: Find Secondary Maximum within 2.0 dB and with a peak SAR value greater than 0.0012 W/kg
- Electronics: DAE4ip Sn1621; Calibrated: 4/21/2022
- Probe: EX3DV4 - SN3990; ConvF(6.9, 6.9, 6.9) @ 3700 MHz; Calibrated: 2/25/2022
- Sensor-Surface: 2.5mm (Mechanical Surface Detection)
- Phantom: Twin-SAM V8.0 (30deg probe tilt); Type: QD 000 P41 Ax; Serial: xxxx

Head/Pin=100 mW 2/Area Scan (8x8x1): Measurement grid: dx=12mm, dy=12mm

Maximum value of SAR (measured) = 6.09 W/kg

Head/Pin=100 mW 2/Zoom Scan (8x8x8)/Cube 0: Measurement grid: dx=4.3mm, dy=4.3mm, dz=3mm

Reference Value = 59.50 V/m; Power Drift = -0.09 dB

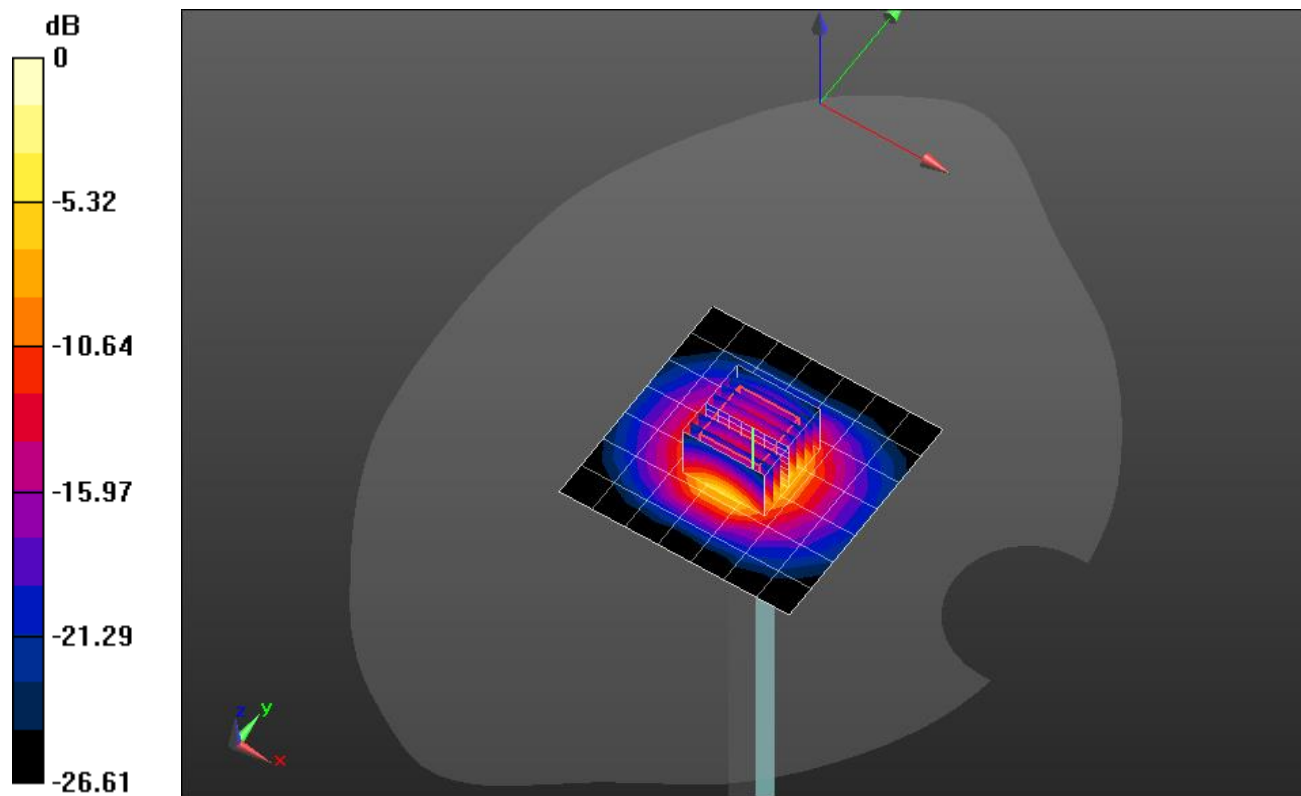
Peak SAR (extrapolated) = 16.6 W/kg

SAR(1 g) = 6.32 W/kg; SAR(10 g) = 2.33 W/kg

Smallest distance from peaks to all points 3 dB below = 8.5 mm

Ratio of SAR at M2 to SAR at M1 = 55.6%

Maximum value of SAR (measured) = 9.51 W/kg



0 dB = 9.51 W/kg = 9.78 dBW/kg

20220718_SystemPerformanceCheck-D3700V2 SN 1039

Frequency: 3700 MHz; Duty Cycle: 1:1; Room Ambient Temperature: 24.0°C; Liquid Temperature: 23.0°C
 Medium parameters used: $f = 3700$ MHz; $\sigma = 3.001$ S/m; $\epsilon_r = 39.41$; $\rho = 1000$ kg/m³

Dasy Configuration:

- Area Scan Setting: Find Secondary Maximum within 2.0 dB and with a peak SAR value greater than 0.0012 W/kg
- Electronics: DAE4 Sn1547; Calibrated: 4/21/2022
- Probe: EX3DV4 - SN3989; ConvF(7.05, 7.05, 7.05) @ 3700 MHz; Calibrated: 1/19/2022
- Sensor-Surface: 2.5mm (Mechanical Surface Detection)
- Phantom: SAM with CRP v5.0; Type: QD000P40CD; Serial: TP:xxxx

Head/Pin=100 mW/Area Scan (8x8x1): Measurement grid: dx=12mm, dy=12mm

Maximum value of SAR (measured) = 8.63 W/kg

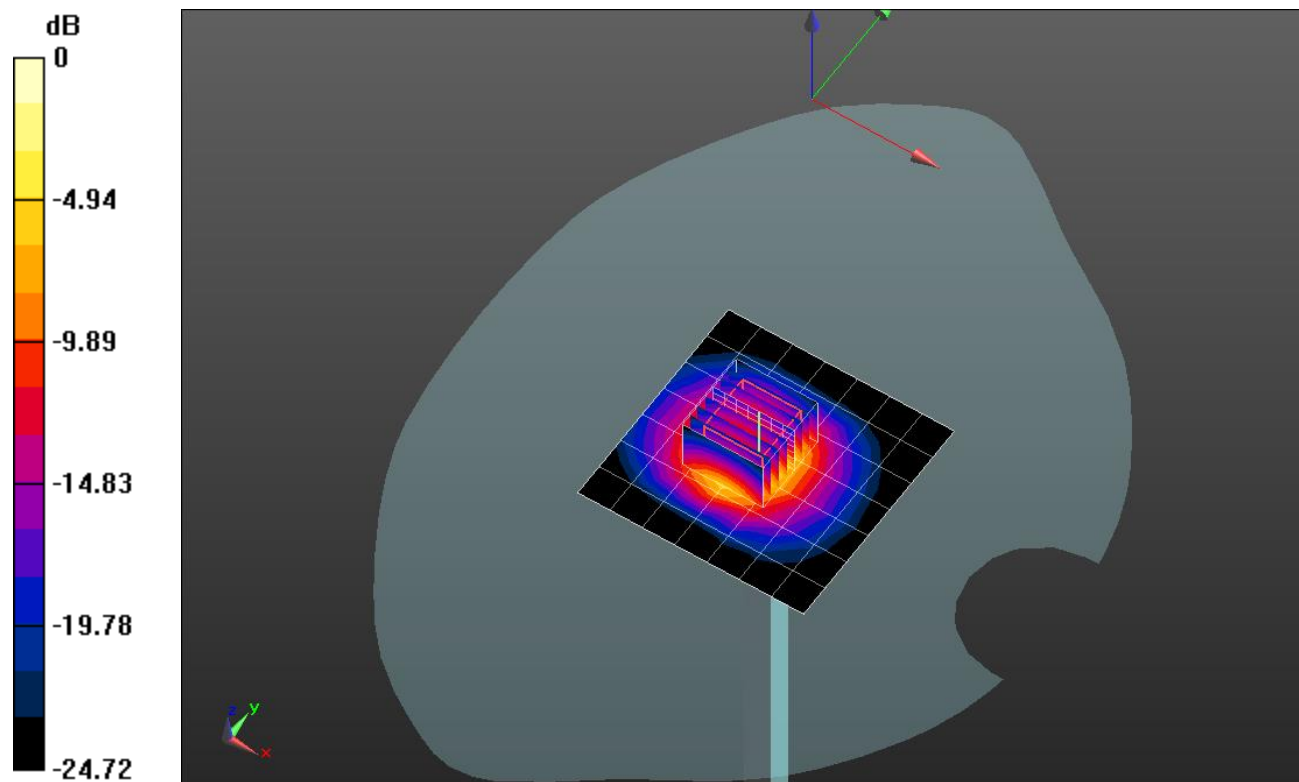
Head/Pin=100 mW/Zoom Scan (8x8x8)/Cube 0: Measurement grid: dx=4.3mm, dy=4.3mm, dz=3mm

Reference Value = 46.02 V/m; Power Drift = -0.14 dB

Peak SAR (extrapolated) = 17.1 W/kg

SAR(1 g) = 6.61 W/kg; SAR(10 g) = 2.52 W/kg

Maximum value of SAR (measured) = 9.86 W/kg



0 dB = 9.86 W/kg = 9.94 dBW/kg