

# TEST SETUP PHOTOS

**Report Number:** 14790383-EP1V1

## 1. SCOPE





The purpose of this document is to show test setup diagrams and photos for the following report.

The project number shown in the photos is the same product as the current project number. The tests in the test report were completed when the original project was opened, and the photos were taken during the same time.


Reports
14790383

## 2. A2595 SETUP PHOTOS


### 2.1. RADIATED RF MEASUREMENT SETUP



## 2.2. WWAN TECHNOLOGIES




FREQUENCY STABILITY



RF ANTENNA PORT CONDUCTED




X-ORIENTATION



Y-ORIENTATION



Z-ORIENTATION



Zoom Out

END OF REPORT