

## 20210705\_SystemPerformanceCheck-D3700V2 SN 1039

Frequency: 3700 MHz; Duty Cycle: 1:1; Room Ambient Temperature: 24.0°C; Liquid Temperature: 23.0°C  
 Medium parameters used:  $f = 3700$  MHz;  $\sigma = 3.071$  S/m;  $\epsilon_r = 39.329$ ;  $\rho = 1000$  kg/m<sup>3</sup>

DASY5 Configuration:

- Area Scan Setting: Find Secondary Maximum Within: 2.0 dB and with a peak SAR value greater than 0.0012W/kg
- Electronics: DAE4 Sn1259; Calibrated: 7/16/2020
- Probe: EX3DV4 - SN3990; ConvF(7, 7, 7) @ 3700 MHz; Calibrated: 2/5/2021
- Sensor-Surface: 2.5mm (Mechanical Surface Detection)
- Phantom: Twin-SAM V8.0 (20deg probe tilt); Type: QD 000 P41 Ax; Serial: xxxx

**Head/Pin=100 mW/Area Scan (8x8x1):** Measurement grid: dx=12mm, dy=12mm

Maximum value of SAR (measured) = 7.95 W/kg

**Head/Pin=100 mW/Zoom Scan (8x8x8)/Cube 0:** Measurement grid: dx=4.3mm, dy=4.3mm, dz=3mm

Reference Value = 58.92 V/m; Power Drift = 0.19 dB

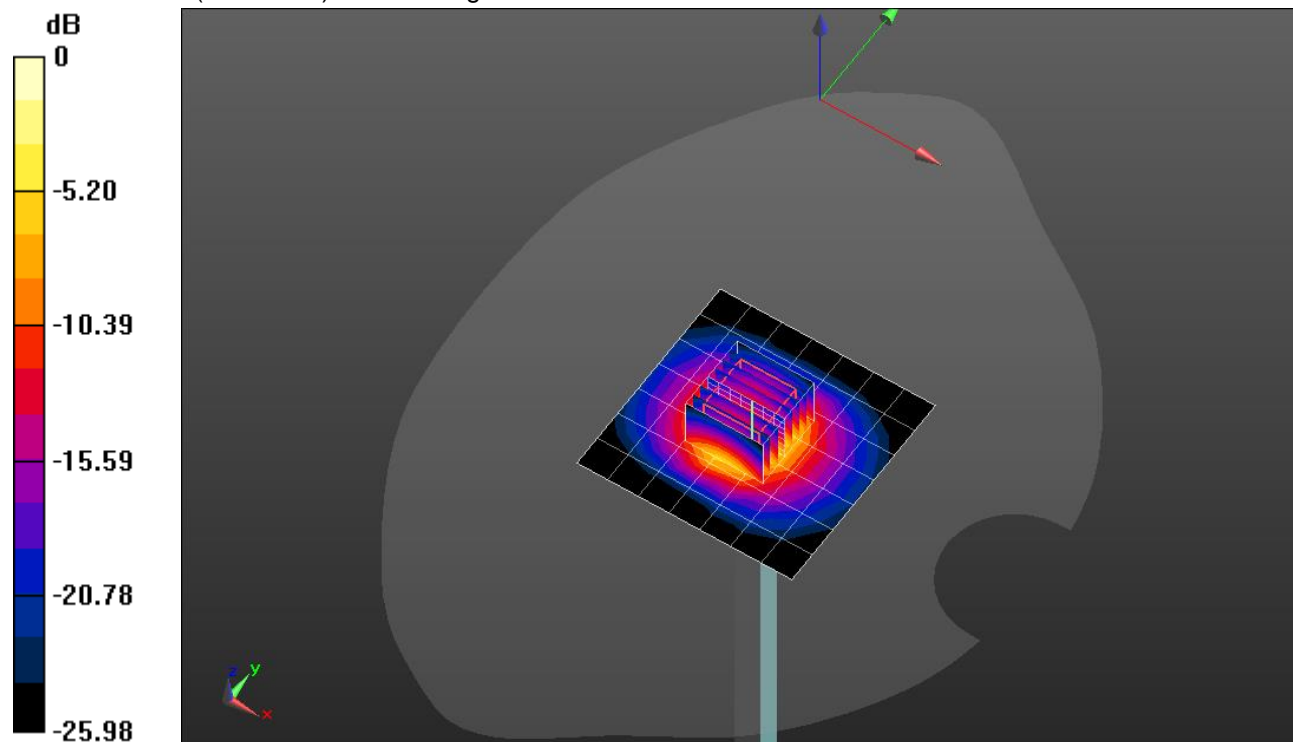
Peak SAR (extrapolated) = 18.0 W/kg

**SAR(1 g) = 6.8 W/kg; SAR(10 g) = 2.51 W/kg**

Smallest distance from peaks to all points 3 dB below = 8.5 mm

Ratio of SAR at M2 to SAR at M1 = 55%

Maximum value of SAR (measured) = 10.2 W/kg



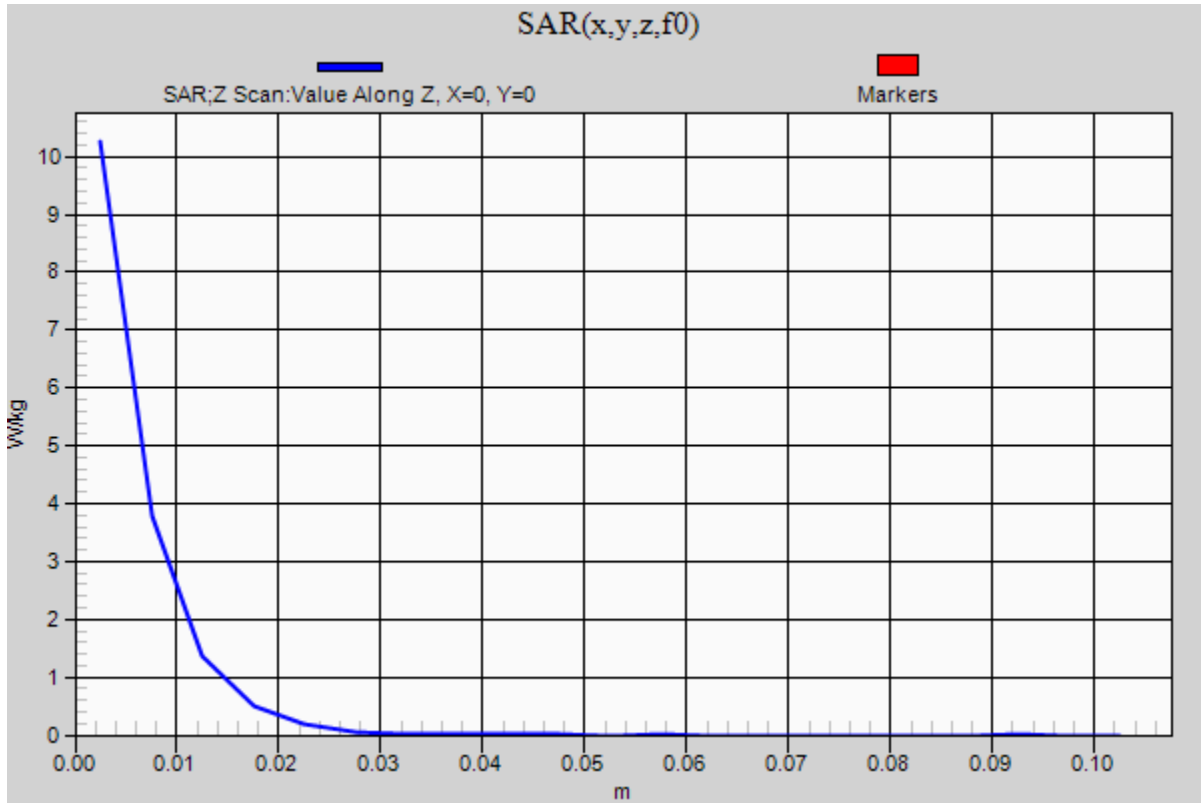
0 dB = 10.2 W/kg = 10.09 dBW/kg

### 20210705\_SystemPerformanceCheck-D3700V2 SN 1039

Frequency: 3700 MHz; Duty Cycle: 1:1

**Head/Pin=100 mW/Z Scan (1x1x21):** Measurement grid: dx=20mm, dy=20mm, dz=5mm

Maximum value of SAR (measured) = 10.3 W/kg



### 20210701\_SystemPerformanceCheck-D3700V2 SN 1039

Frequency: 3700 MHz; Duty Cycle: 1:1; Room Ambient Temperature: 24.0°C; Liquid Temperature: 23.0°C  
Medium parameters used:  $f = 3700 \text{ MHz}$ ;  $\sigma = 3.066 \text{ S/m}$ ;  $\epsilon_r = 38.957$ ;  $\rho = 1000 \text{ kg/m}^3$

DASY5 Configuration:

- Area Scan Setting: Find Secondary Maximum Within: 2.0 dB and with a peak SAR value greater than 0.0012W/kg
- Electronics: DAE4 Sn1248; Calibrated: 2/19/2021
- Probe: EX3DV4 - SN7582; ConvF(7.3, 7.3, 7.3) @ 3700 MHz; Calibrated: 3/1/2021
- Sensor-Surface: 2.5mm (Mechanical Surface Detection)
- Phantom: Twin-SAM V8.0 (20deg probe tilt); Type: QD 000 P41 Ax; Serial: xxxx

**Head/Pin=100 mW/Area Scan (8x8x1):** Measurement grid: dx=12mm, dy=12mm

Maximum value of SAR (measured) = 7.20 W/kg

**Head/Pin=100 mW/Zoom Scan (8x8x8)/Cube 0:** Measurement grid: dx=4.3mm, dy=4.3mm, dz=3mm

Reference Value = 55.16 V/m; Power Drift = -0.09 dB

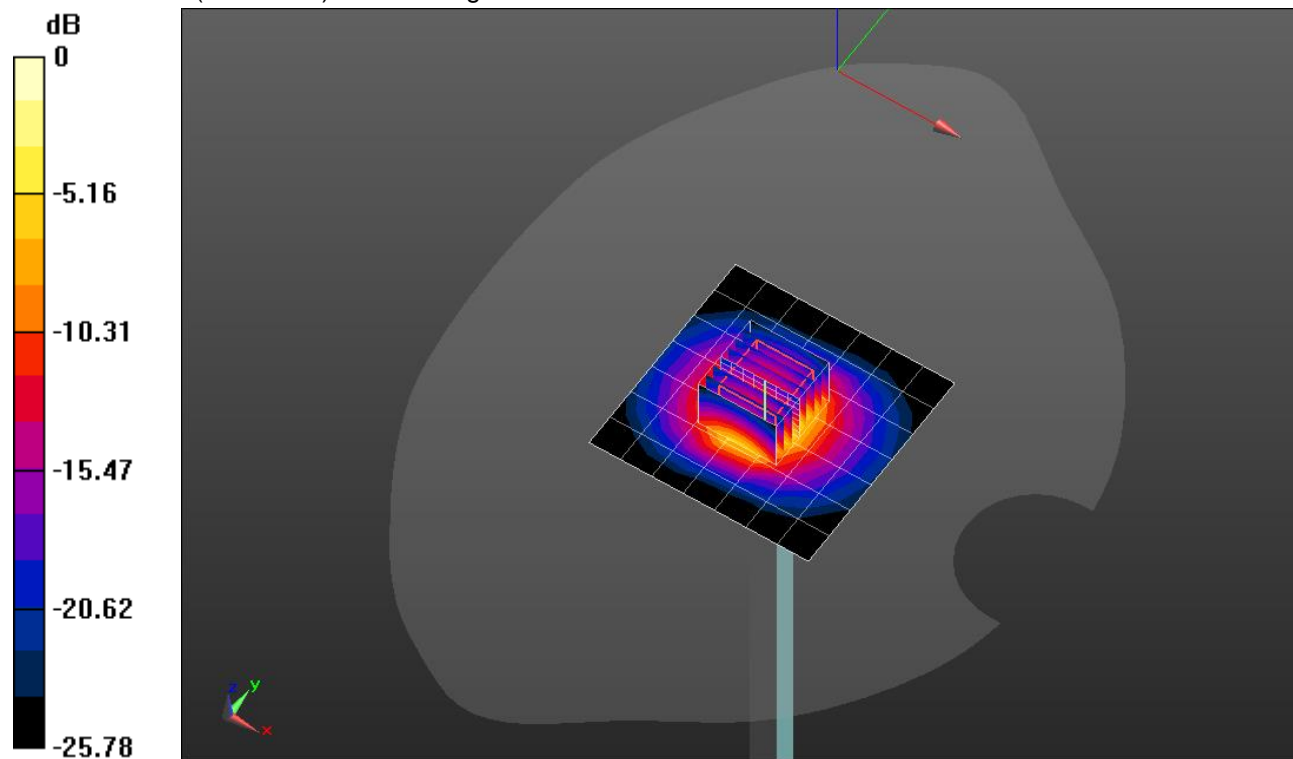
Peak SAR (extrapolated) = 16.4 W/kg

**SAR(1 g) = 6.26 W/kg; SAR(10 g) = 2.35 W/kg**

Smallest distance from peaks to all points 3 dB below = 8.6 mm

Ratio of SAR at M2 to SAR at M1 = 55.2%

Maximum value of SAR (measured) = 9.51 W/kg



0 dB = 9.51 W/kg = 9.78 dBW/kg

### 20210701\_SystemPerformanceCheck-D3700V2 SN 1039

Frequency: 3700 MHz; Duty Cycle: 1:1

**Head/Pin=100 mW/Z Scan (1x1x21):** Measurement grid: dx=20mm, dy=20mm, dz=5mm  
Maximum value of SAR (measured) = 9.06 W/kg

