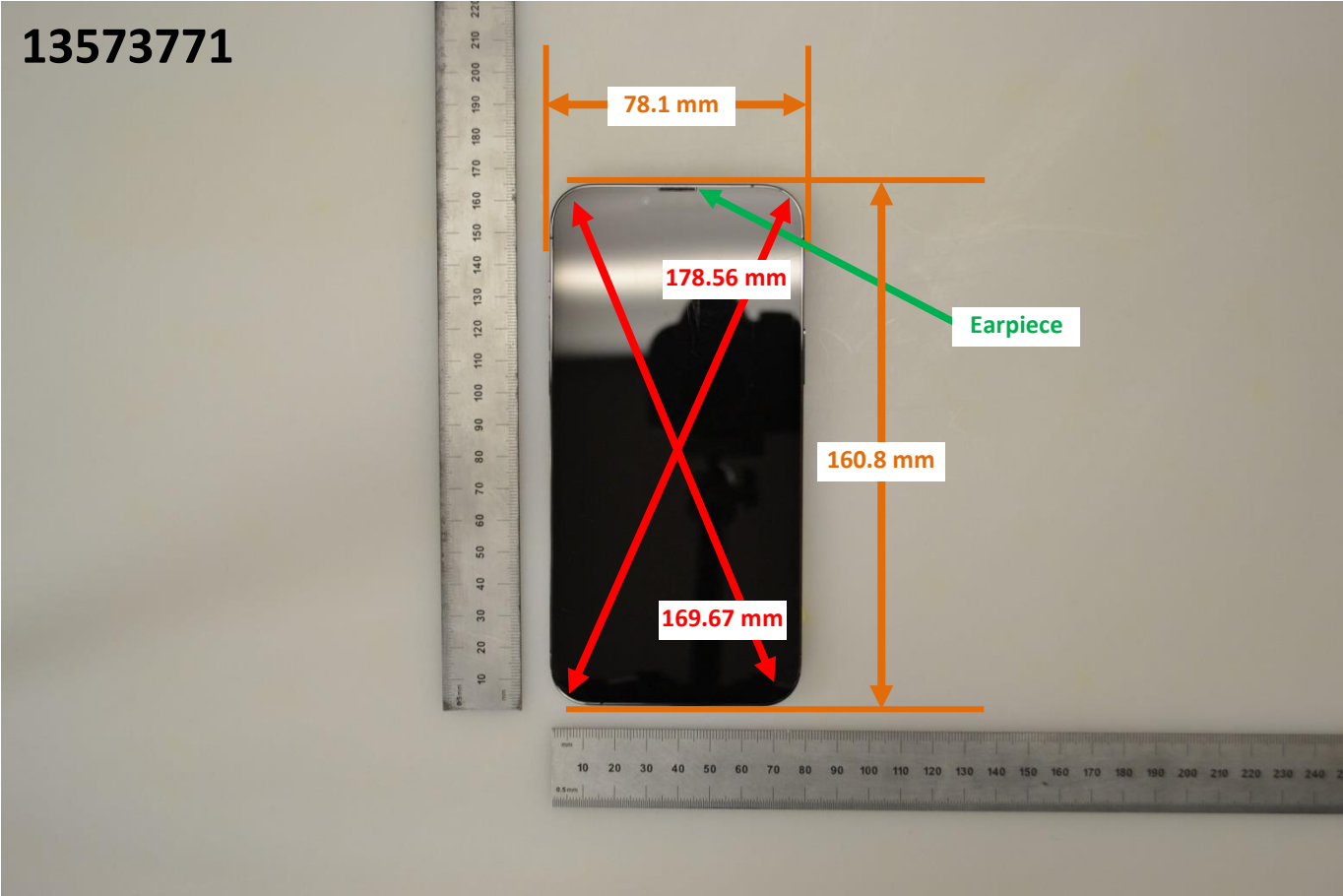


DUT and SAR Set-up Photos

Photograph 1: Overall Dimensions

13573771



Photograph 2: Front View of the DUT

13573771



Photograph 3: Rear View of the DUT

13573771



Setup Photos

Photograph 4: Handset Vertical and Horizontal Reference Lines


Vertical
Center Line




Horizontal
Line

Head Exposure Conditions


Photograph 5: Head, Left Touch, 0 mm




Photograph 6: Head, Left Tilt (15°), 0 mm



Photograph 7: Head, Right Touch, 0 mm




Photograph 8: Head, Right Tilt (15°), 0 mm




Body-worn Accessory & Hotspot mode Exposure Conditions

Photograph 9: Body & Hotspot, Rear, 5 mm




Photograph 10: Body & Hotspot, Front, 5 mm




Hotspot Exposure Conditions


Photograph 11: Hotspot, Edge 1, 5 mm




Photograph 12: Hotspot, Edge 2, 5 mm



Photograph 13: Hotspot, Edge 3, 5 mm



Photograph 14: Hotspot, Edge 4, 5 mm



Antenna Dimensions & Separation Distances

