



# TEST SETUP PHOTOS

**Report Number:** 13587903-EP14V1


---

## 1. SCOPE


The purpose of this document is to show test setup diagrams and photos for the following reports.

| Reports      |
|--------------|
| 13587903-E14 |
|              |


## 2. SETUP PHOTOS




**AC LINE CONDUCTED (FRONT)**



**AC LINE CONDUCTED (BACK)**




**AC LINE WITH LAPTOP (FRONT)**




**AC LINE WITH LAPTOP (BACK)**


**RADIATED RF MEASUREMENT SETUP**




**BELOW 30 MHz (FRONT)**



**BELOW 30 MHz (BACK)**



**BELOW 0.96 GHz (FRONT)**




**BELOW 0.96 GHz (BACK)**




**Fundamental 6 - 9 GHz (FRONT)**



**Fundamental 6 - 9 GHz (BACK)**



**0.96 - 18 GHz (FRONT)**



**0.96 - 18 GHz (BACK)**



**18 - 40 GHz (FRONT)**



**18 - 40 GHz (BACK)**

**END OF REPORT**