

20210620_SystemPerformanceCheck-D2600V2 SN 1006

Frequency: 2600 MHz; Duty Cycle: 1:1; Room Ambient Temperature: 24.0°C; Liquid Temperature: 23.0°C
Medium parameters used: $f = 2600$ MHz; $\sigma = 1.902$ S/m; $\epsilon_r = 37.504$; $\rho = 1000$ kg/m³

DASY5 Configuration:

- Area Scan Setting: Find Secondary Maximum Within: 2.0 dB and with a peak SAR value greater than 0.0012W/kg
- Electronics: DAE4 Sn1359; Calibrated: 1/28/2021
- Probe: EX3DV4 - SN3772; ConvF(6.76, 6.76, 6.76) @ 2600 MHz; Calibrated: 2/25/2021
- Sensor-Surface: 2.5mm (Mechanical Surface Detection)
- Phantom: Twin-SAM V8.0 (20deg probe tilt); Type: QD 000 P41 AA; Serial: 1948

Head/Pin=100 mW/Area Scan (8x8x1): Measurement grid: dx=12mm, dy=12mm

Maximum value of SAR (measured) = 5.87 W/kg

Head/Pin=100 mW/Zoom Scan (7x7x7)/Cube 0: Measurement grid: dx=5mm, dy=5mm, dz=5mm

Reference Value = 63.72 V/m; Power Drift = 0.03 dB

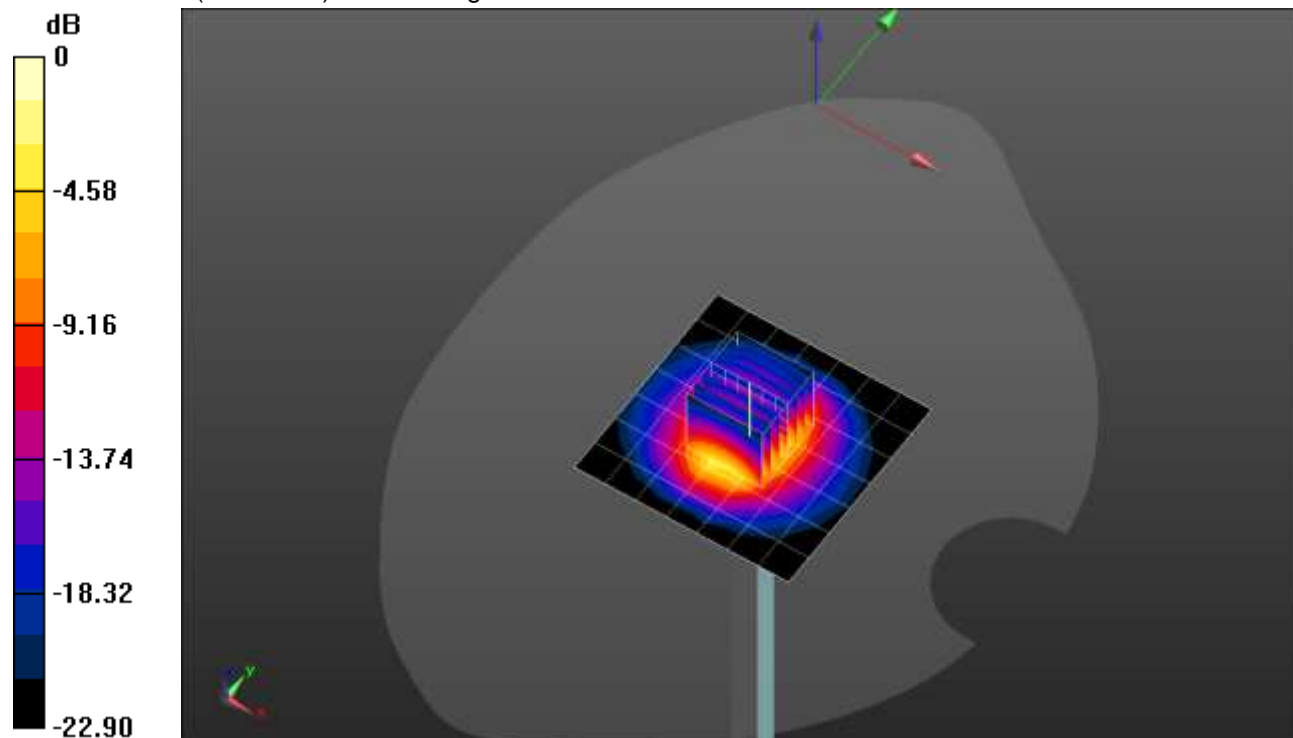
Peak SAR (extrapolated) = 11.4 W/kg

SAR(1 g) = 5.25 W/kg; SAR(10 g) = 2.37 W/kg

Smallest distance from peaks to all points 3 dB below = 9.8 mm

Ratio of SAR at M2 to SAR at M1 = 46.9%

Maximum value of SAR (measured) = 7.58 W/kg

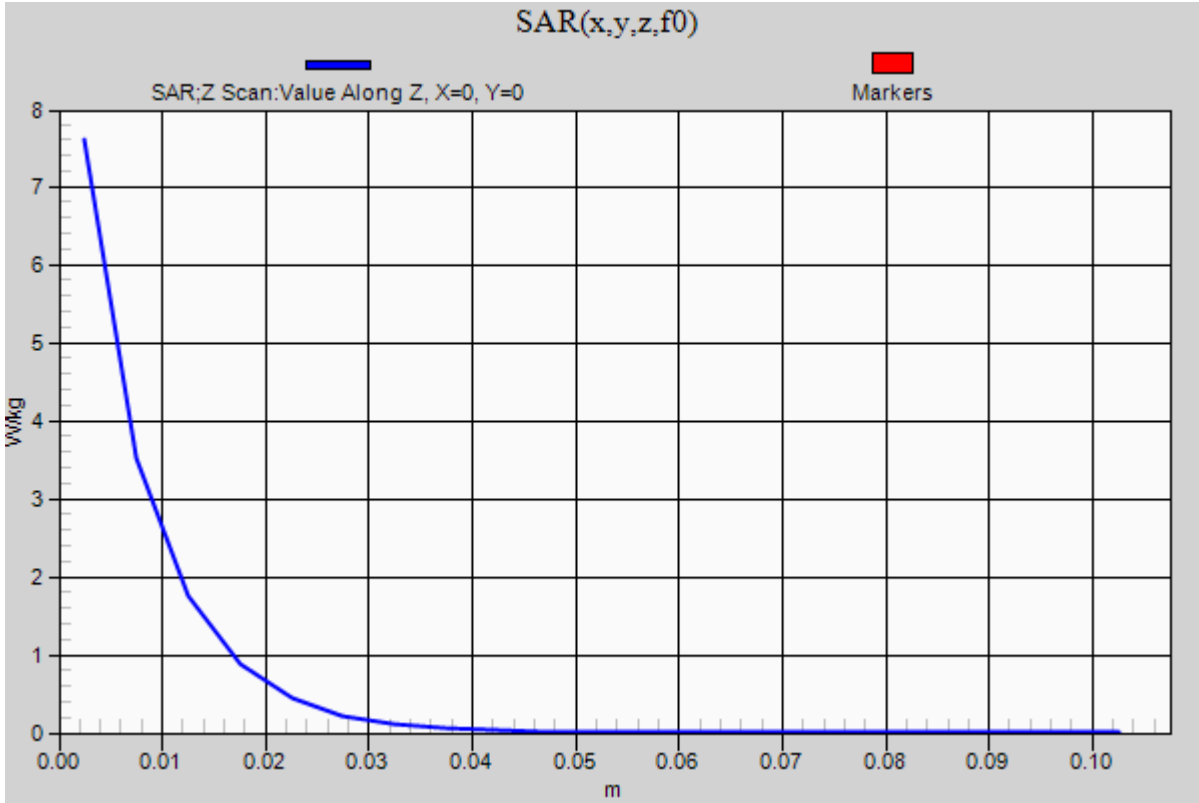


0 dB = 7.58 W/kg = 8.80 dBW/kg

20210620_SystemPerformanceCheck-D2600V2 SN 1006

Frequency: 2600 MHz; Duty Cycle: 1:1

Head/Pin=100 mW/Z Scan (1x1x21): Measurement grid: dx=20mm, dy=20mm, dz=5mm
Maximum value of SAR (measured) = 7.60 W/kg



20210625_SystemPerformanceCheck-D1900V2 SN 5d043

Frequency: 1900 MHz; Duty Cycle: 1:1; Room Ambient Temperature: 24.0°C; Liquid Temperature: 23.0°C

Medium parameters used: $f = 1900$ MHz; $\sigma = 1.454$ S/m; $\epsilon_r = 39.482$; $\rho = 1000$ kg/m³

DASY5 Configuration:

- Area Scan Setting: Find Secondary Maximum Within: 2.0 dB and with a peak SAR value greater than 0.0012W/kg
- Electronics: DAE4 Sn1359; Calibrated: 1/28/2021
- Probe: EX3DV4 - SN3772; ConvF(7.33, 7.33, 7.33) @ 1900 MHz; Calibrated: 2/25/2021
- Sensor-Surface: 2.5mm (Mechanical Surface Detection)
- Phantom: Twin-SAM V8.0 (20deg probe tilt); Type: QD 000 P41 AA; Serial: 1948

Head/Pin=100 mW/Area Scan (7x7x1): Measurement grid: dx=15mm, dy=15mm

Maximum value of SAR (measured) = 4.77 W/kg

Head/Pin=100 mW/Zoom Scan (7x7x7)/Cube 0: Measurement grid: dx=5mm, dy=5mm, dz=5mm

Reference Value = 60.88 V/m; Power Drift = -0.06 dB

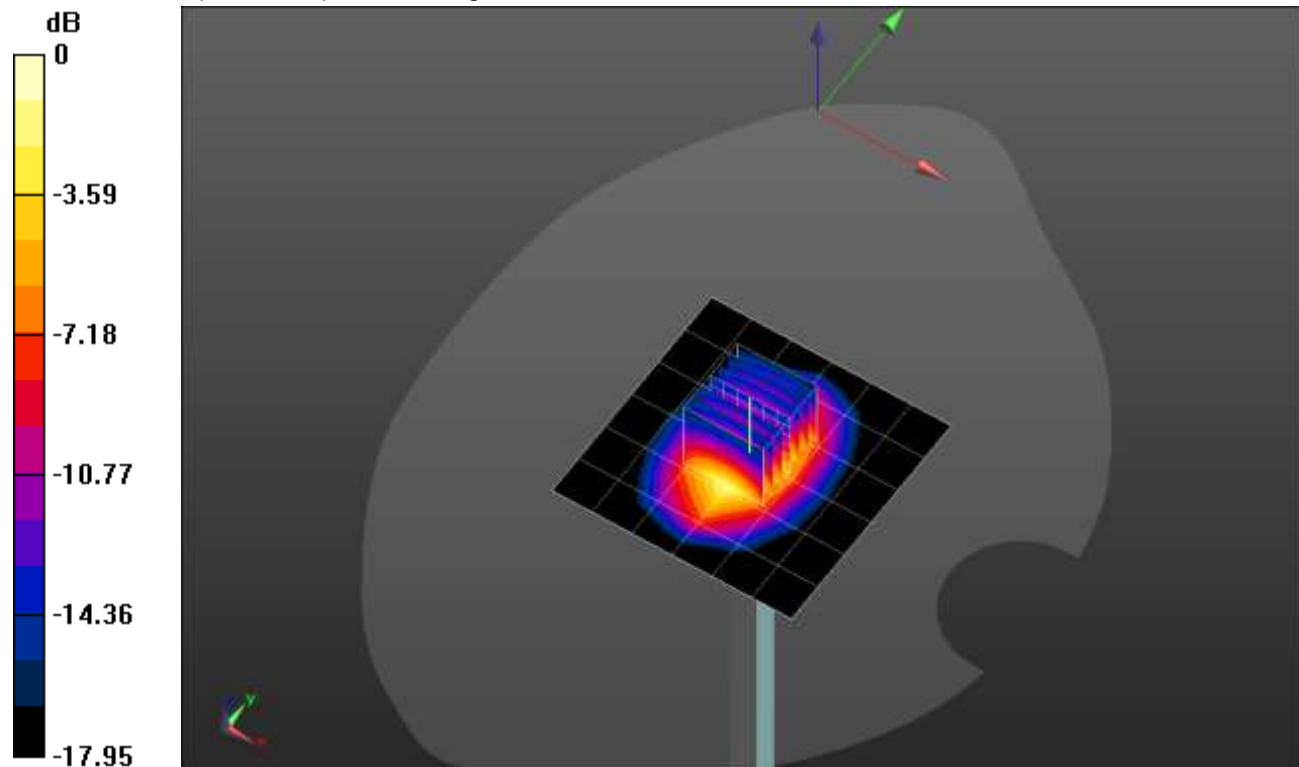
Peak SAR (extrapolated) = 7.32 W/kg

SAR(1 g) = 3.8 W/kg; SAR(10 g) = 1.97 W/kg

Smallest distance from peaks to all points 3 dB below = 10.2 mm

Ratio of SAR at M2 to SAR at M1 = 53.2%

Maximum value of SAR (measured) = 5.18 W/kg

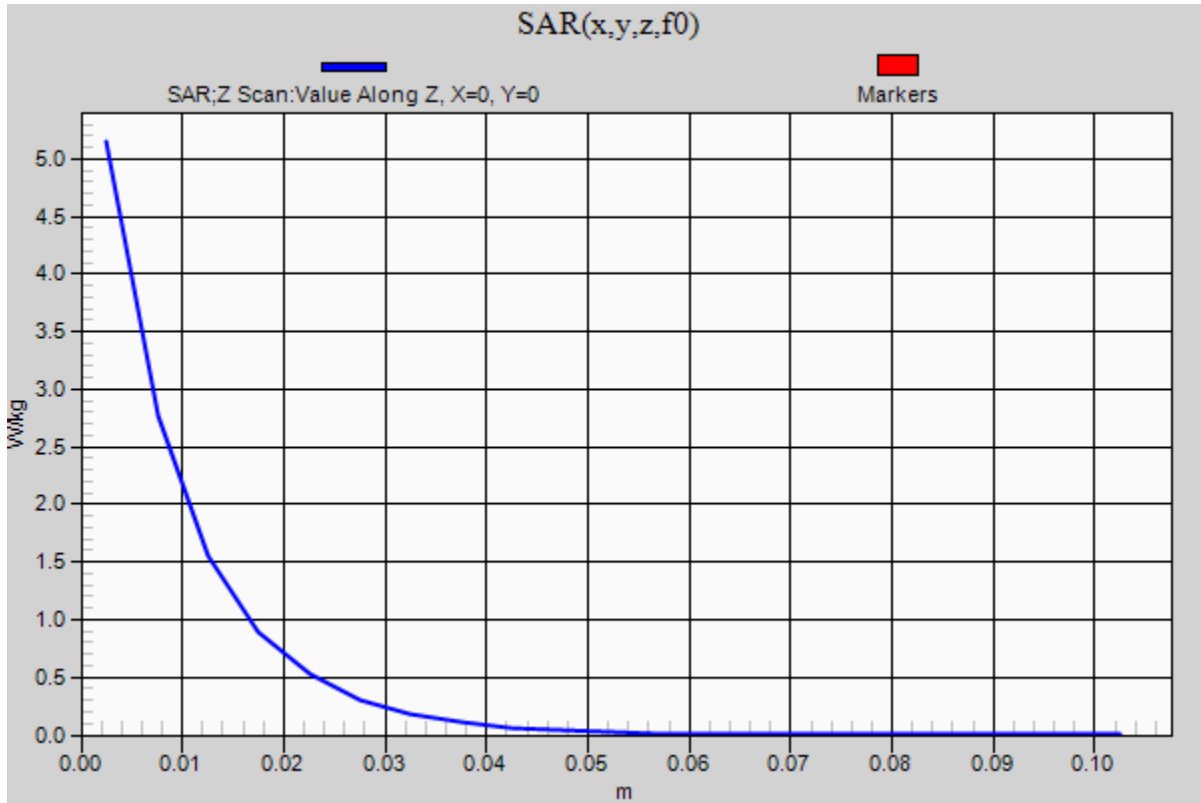


0 dB = 5.18 W/kg = 7.14 dBW/kg

20210625_SystemPerformanceCheck-D1900V2 SN 5d043

Frequency: 1900 MHz; Duty Cycle: 1:1

Head/Pin=100 mW/Z Scan (1x1x21): Measurement grid: dx=20mm, dy=20mm, dz=5mm
Maximum value of SAR (measured) = 5.15 W/kg



20210629_SystemPerformanceCheck-D2450V2 SN 706

Frequency: 2450 MHz; Duty Cycle: 1:1; Room Ambient Temperature: 24.0°C; Liquid Temperature: 23.0°C
 Medium parameters used: $f = 2450 \text{ MHz}$; $\sigma = 1.815 \text{ S/m}$; $\epsilon_r = 37.477$; $\rho = 1000 \text{ kg/m}^3$

DASY5 Configuration:

- Area Scan Setting: Find Secondary Maximum Within: 2.0 dB and with a peak SAR value greater than 0.0012W/kg
- Electronics: DAE4 Sn1359; Calibrated: 1/28/2021
- Probe: EX3DV4 - SN3772; ConvF(6.92, 6.92, 6.92) @ 2450 MHz; Calibrated: 2/25/2021
- Sensor-Surface: 2.5mm (Mechanical Surface Detection)
- Phantom: Twin-SAM V8.0 (20deg probe tilt); Type: QD 000 P41 AA; Serial: 1948

Head/Pin=100 mW/Area Scan (8x8x1): Measurement grid: dx=12mm, dy=12mm

Maximum value of SAR (measured) = 5.92 W/kg

Head/Pin=100 mW/Zoom Scan (7x7x7)/Cube 0: Measurement grid: dx=5mm, dy=5mm, dz=5mm

Reference Value = 66.08 V/m; Power Drift = -0.13 dB

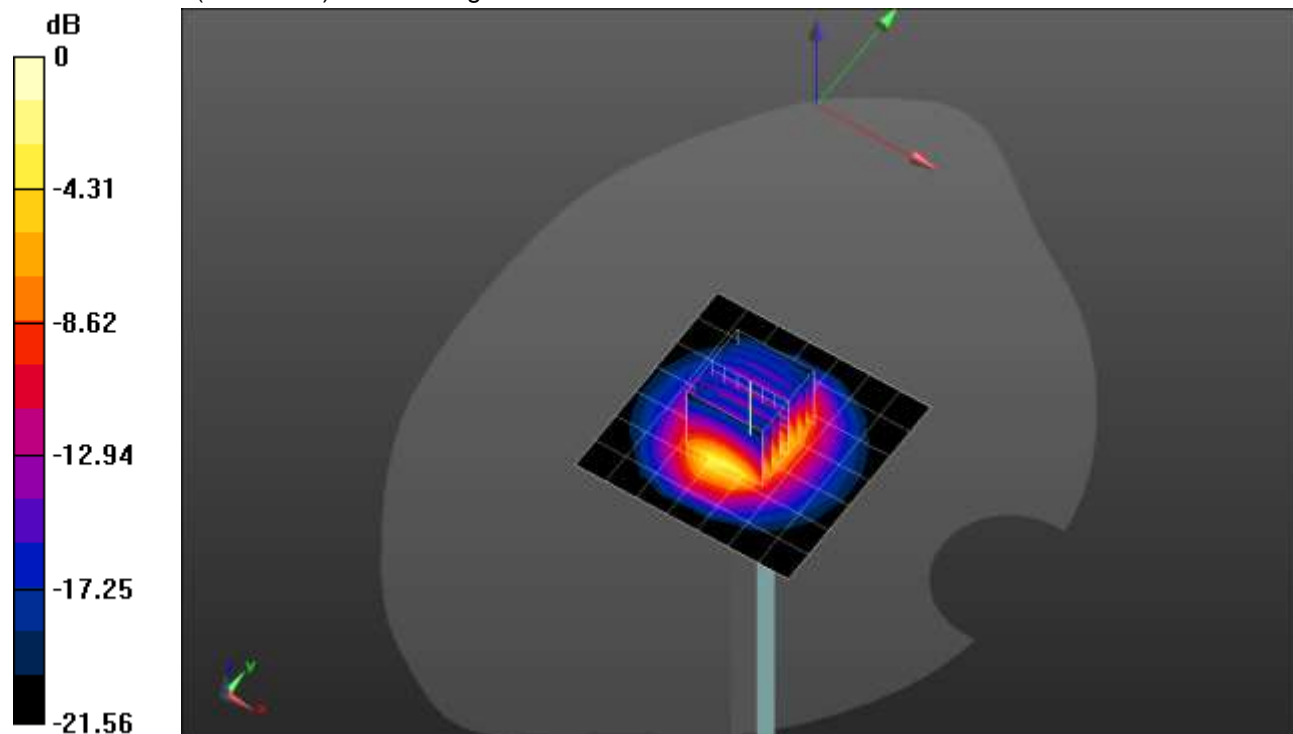
Peak SAR (extrapolated) = 11.3 W/kg

SAR(1 g) = 5.39 W/kg; SAR(10 g) = 2.52 W/kg

Smallest distance from peaks to all points 3 dB below = 10 mm

Ratio of SAR at M2 to SAR at M1 = 48.3%

Maximum value of SAR (measured) = 7.66 W/kg



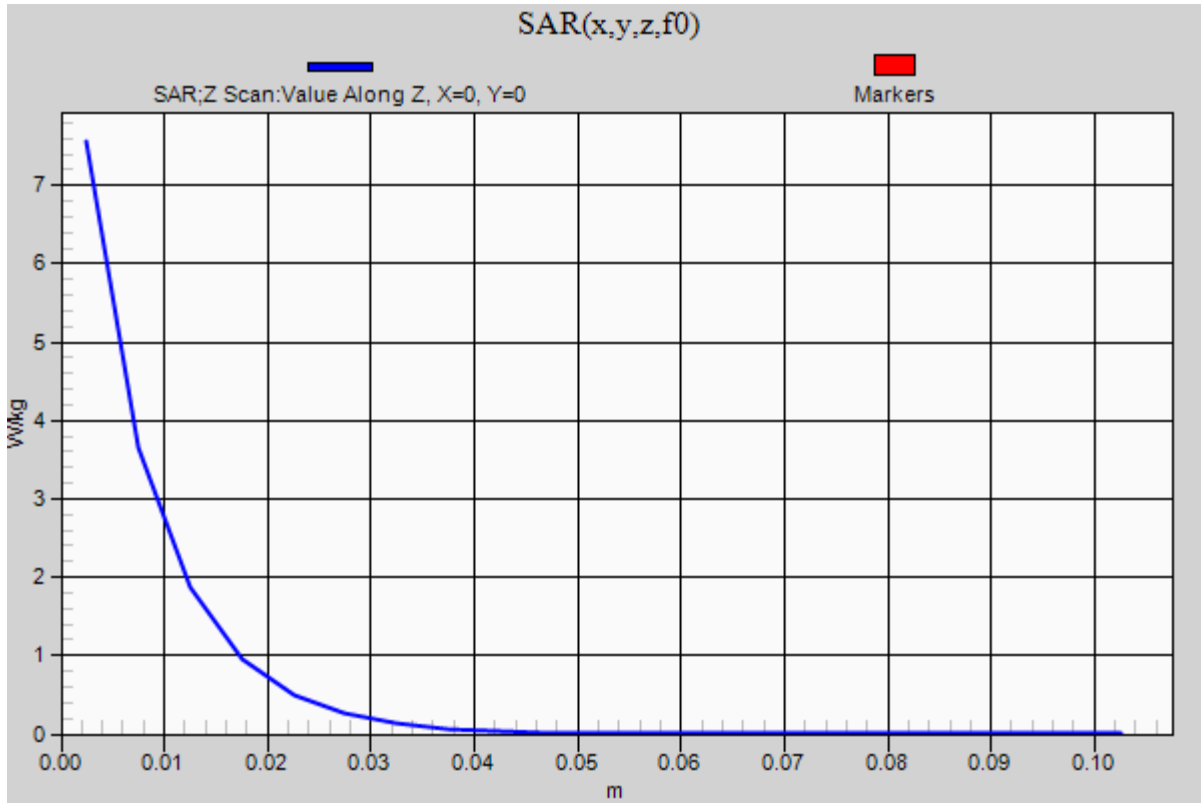
0 dB = 7.66 W/kg = 8.84 dBW/kg

20210629_SystemPerformanceCheck-D2450V2 SN 706

Frequency: 2450 MHz; Duty Cycle: 1:1

Head/Pin=100 mW/Z Scan (1x1x21): Measurement grid: dx=20mm, dy=20mm, dz=5mm

Maximum value of SAR (measured) = 7.56 W/kg



06302021_SystemPerformanceCheck-D1750V2 SN 1077

Frequency: 1750 MHz; Duty Cycle: 1:1; Room Ambient Temperature: 24.0°C; Liquid Temperature: 23.0°C
Medium parameters used: $f = 1750$ MHz; $\sigma = 1.316$ S/m; $\epsilon_r = 38.811$; $\rho = 1000$ kg/m³

DASY5 Configuration:

- Area Scan Setting: Find Secondary Maximum Within: 2.0 dB and with a peak SAR value greater than 0.0012W/kg
- Electronics: DAE4 Sn1359; Calibrated: 1/28/2021
- Probe: EX3DV4 - SN3772; ConvF(7.57, 7.57, 7.57) @ 1750 MHz; Calibrated: 2/25/2021
- Sensor-Surface: 2.5mm (Mechanical Surface Detection)
- Phantom: Twin-SAM V8.0 (20deg probe tilt); Type: QD 000 P41 AA; Serial: 1948

Head/Pin=100 mW/Area Scan (7x7x1): Measurement grid: dx=15mm, dy=15mm

Maximum value of SAR (measured) = 3.83 W/kg

Head/Pin=100 mW/Zoom Scan (7x7x7)/Cube 0: Measurement grid: dx=5mm, dy=5mm, dz=5mm

Reference Value = 58.12 V/m; Power Drift = -0.00 dB

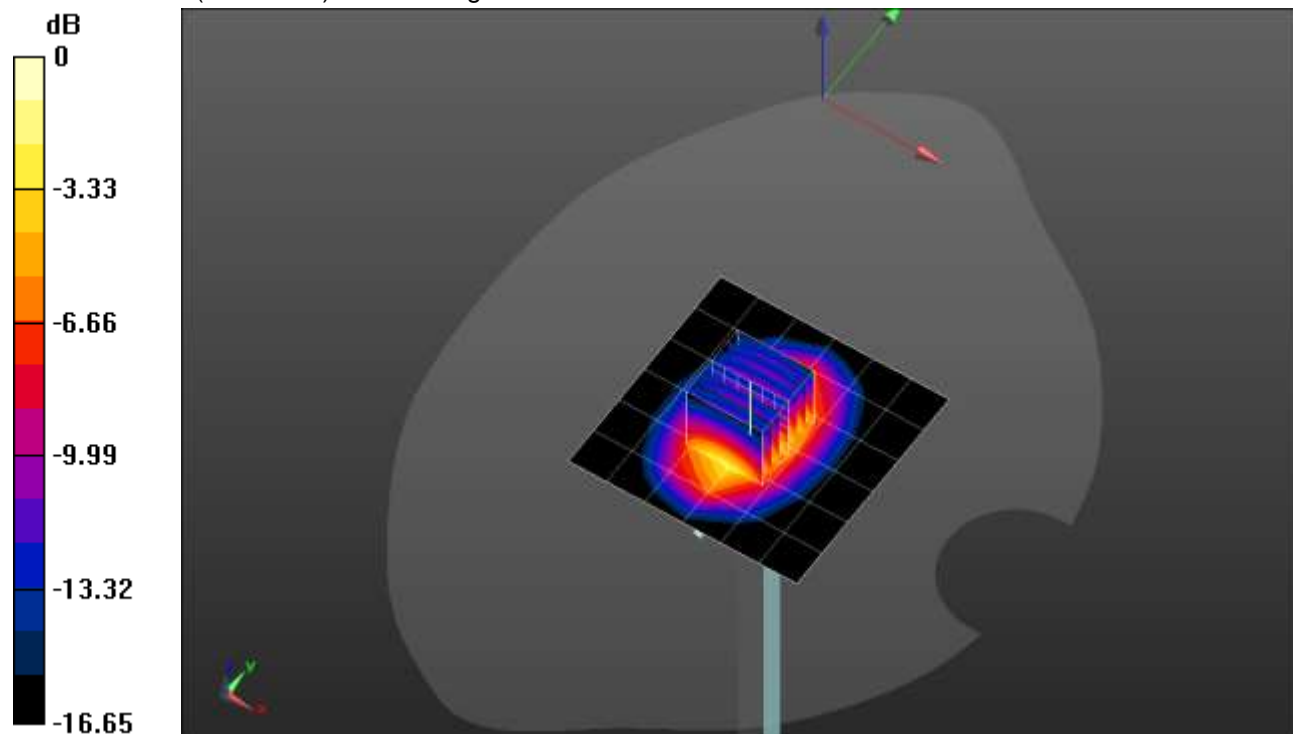
Peak SAR (extrapolated) = 6.05 W/kg

SAR(1 g) = 3.31 W/kg; SAR(10 g) = 1.78 W/kg

Smallest distance from peaks to all points 3 dB below = 11.4 mm

Ratio of SAR at M2 to SAR at M1 = 55.6%

Maximum value of SAR (measured) = 4.42 W/kg

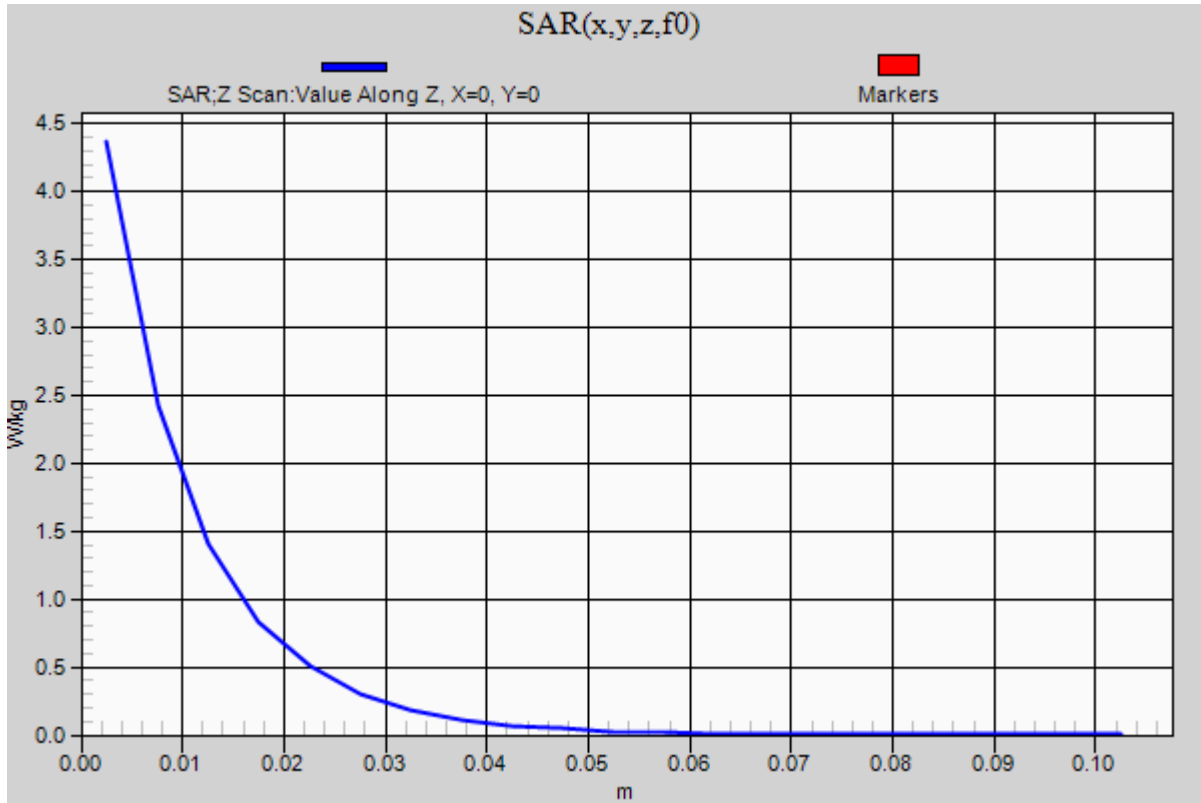


0 dB = 4.42 W/kg = 6.45 dBW/kg

06302021_SystemPerformanceCheck-D1750V2 SN 1077

Frequency: 1750 MHz; Duty Cycle: 1:1

Head/Pin=100 mW/Z Scan (1x1x21): Measurement grid: dx=20mm, dy=20mm, dz=5mm
Maximum value of SAR (measured) = 4.37 W/kg



06132021_SystemPerformanceCheck-D1750V2 SN 1077

Frequency: 1750 MHz; Duty Cycle: 1:1; Room Ambient Temperature: 24.0°C; Liquid Temperature: 23.0°C
 Medium parameters used: $f = 1750 \text{ MHz}$; $\sigma = 1.404 \text{ S/m}$; $\epsilon_r = 39.301$; $\rho = 1000 \text{ kg/m}^3$

DASY5 Configuration:

- Area Scan Setting: Find Secondary Maximum Within: 2.0 dB and with a peak SAR value greater than 0.0012W/kg
- Electronics: DAE4 Sn1357; Calibrated: 1/28/2021
- Probe: EX3DV4 - SN3773; ConvF(8.05, 8.05, 8.05) @ 1750 MHz; Calibrated: 2/25/2021
- Sensor-Surface: 2.5mm (Mechanical Surface Detection)
- Phantom: Twin-SAM V5.0 (30deg probe tilt); Type: QD 000 P40 CD; Serial: 1629

Head/Pin=100 mW/Area Scan (7x7x1): Measurement grid: dx=15mm, dy=15mm

Maximum value of SAR (measured) = 4.13 W/kg

Head/Pin=100 mW/Zoom Scan (7x7x7)/Cube 0: Measurement grid: dx=5mm, dy=5mm, dz=5mm

Reference Value = 54.68 V/m; Power Drift = 0.14 dB

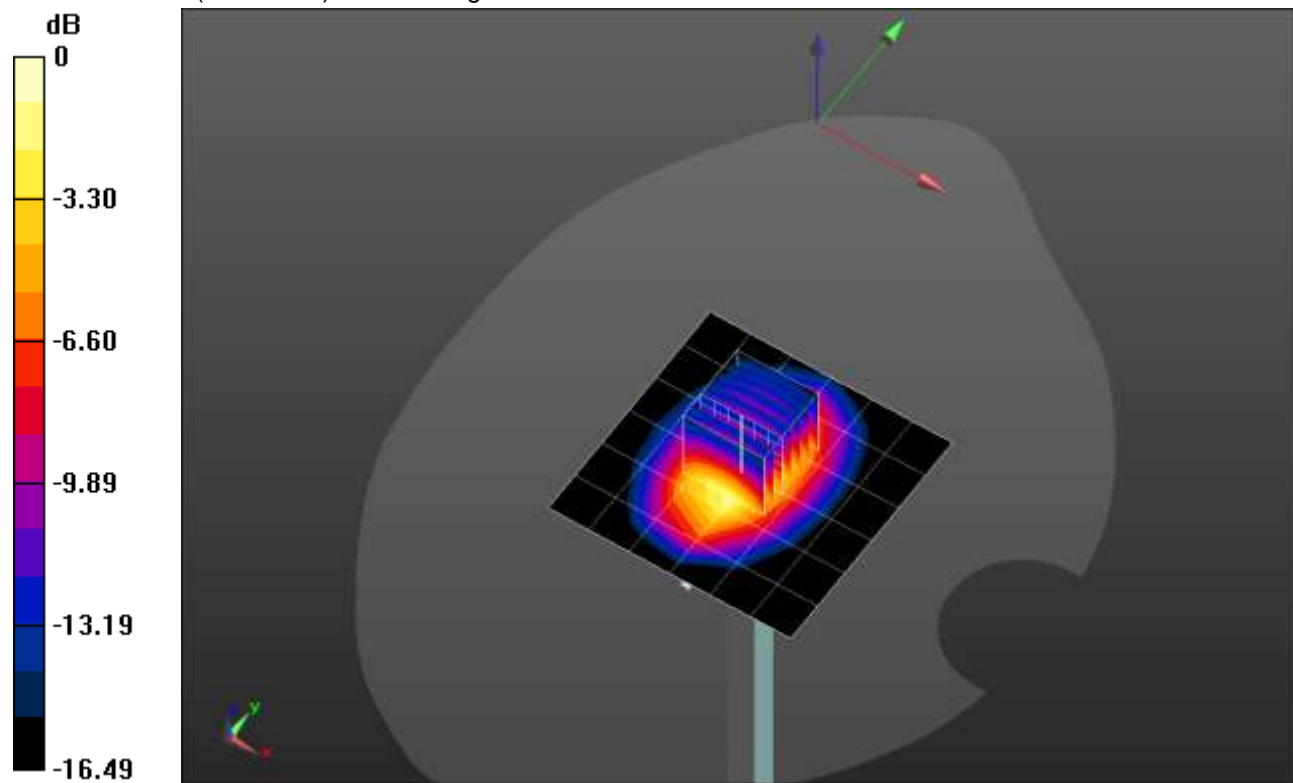
Peak SAR (extrapolated) = 5.95 W/kg

SAR(1 g) = 3.29 W/kg; SAR(10 g) = 1.77 W/kg

Smallest distance from peaks to all points 3 dB below = 11 mm

Ratio of SAR at M2 to SAR at M1 = 56.1%

Maximum value of SAR (measured) = 4.38 W/kg



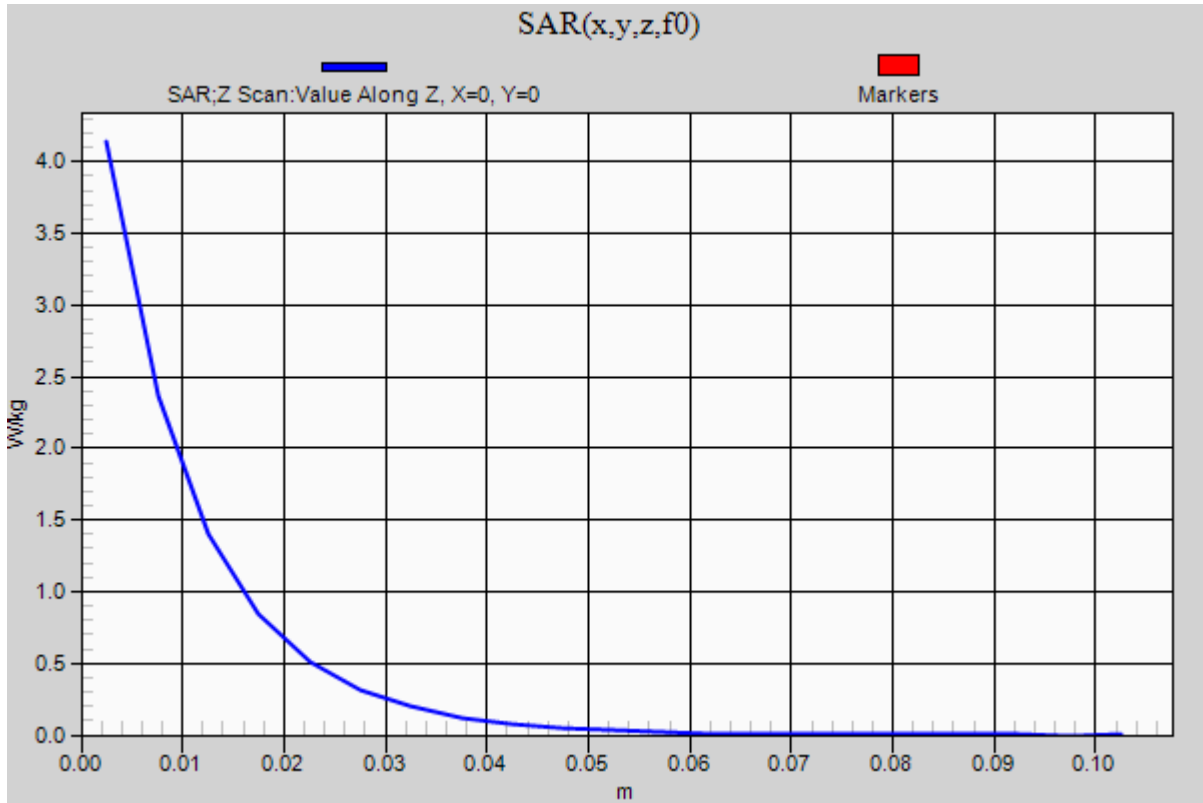
0 dB = 4.38 W/kg = 6.41 dBW/kg

06132021_SystemPerformanceCheck-D1750V2 SN 1077

Frequency: 1750 MHz; Duty Cycle: 1:1

Head/Pin=100 mW/Z Scan (1x1x21): Measurement grid: dx=20mm, dy=20mm, dz=5mm

Maximum value of SAR (measured) = 4.14 W/kg



06152021_SystemPerformanceCheck-D2600V2 SN 1006

Frequency: 2600 MHz; Duty Cycle: 1:1; Room Ambient Temperature: 24.0°C; Liquid Temperature: 23.0°C

Medium parameters used: $f = 2600$ MHz; $\sigma = 1.939$ S/m; $\epsilon_r = 38.561$; $\rho = 1000$ kg/m³

DASY5 Configuration:

- Area Scan Setting: Find Secondary Maximum Within: 2.0 dB and with a peak SAR value greater than 0.0012W/kg
- Electronics: DAE4 Sn1357; Calibrated: 1/28/2021
- Probe: EX3DV4 - SN3773; ConvF(7.02, 7.02, 7.02) @ 2600 MHz; Calibrated: 2/25/2021
- Sensor-Surface: 2.5mm (Mechanical Surface Detection)
- Phantom: Twin-SAM V5.0 (30deg probe tilt); Type: QD 000 P40 CD; Serial: 1629

Head/Pin=100 mW/Area Scan (8x8x1): Measurement grid: dx=12mm, dy=12mm

Maximum value of SAR (measured) = 6.36 W/kg

Head/Pin=100 mW/Zoom Scan (7x7x7)/Cube 0: Measurement grid: dx=5mm, dy=5mm, dz=5mm

Reference Value = 65.44 V/m; Power Drift = -0.17 dB

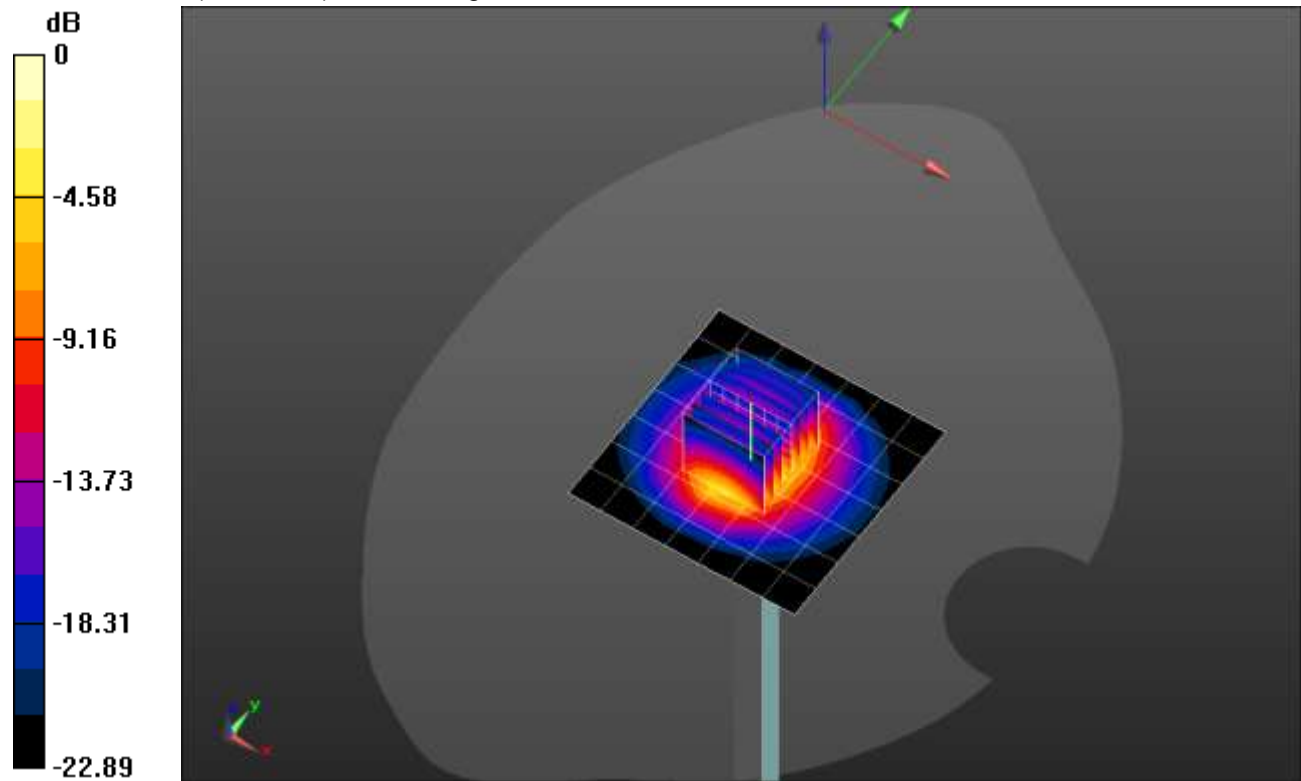
Peak SAR (extrapolated) = 11.8 W/kg

SAR(1 g) = 5.57 W/kg; SAR(10 g) = 2.53 W/kg

Smallest distance from peaks to all points 3 dB below = 9.8 mm

Ratio of SAR at M2 to SAR at M1 = 48.1%

Maximum value of SAR (measured) = 7.99 W/kg



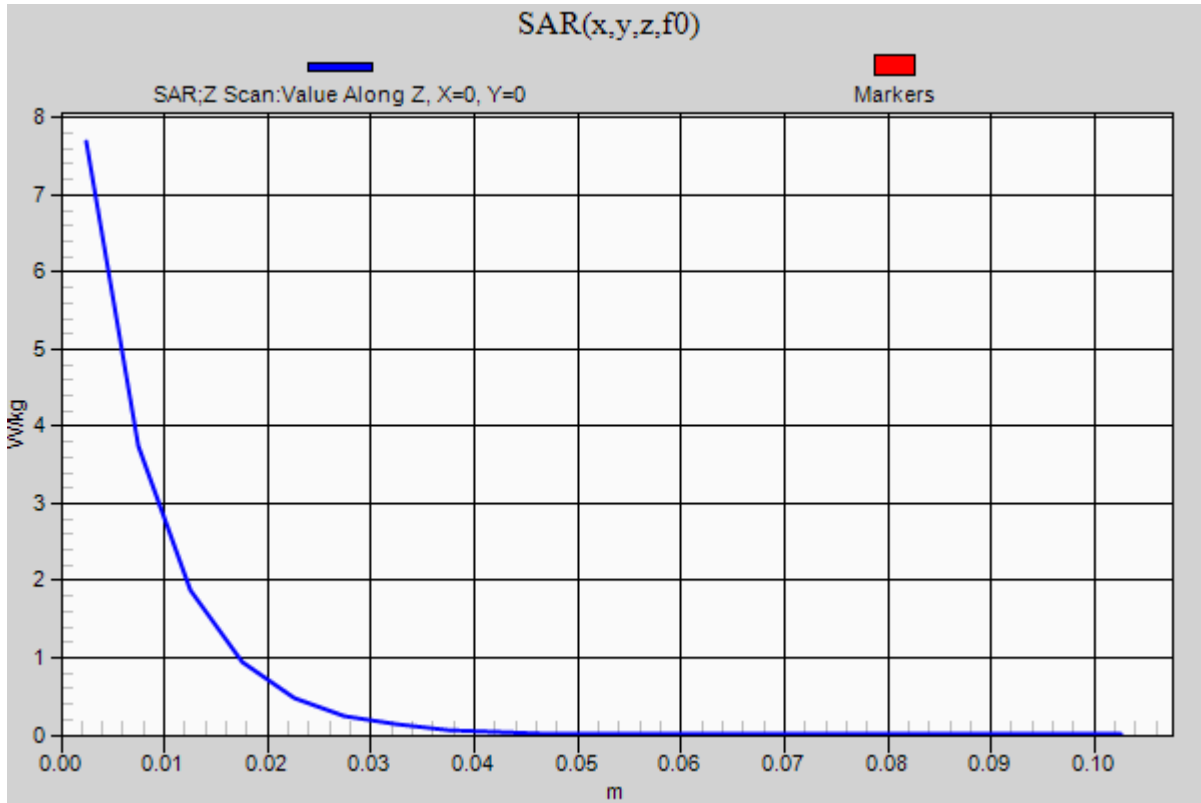
0 dB = 7.99 W/kg = 9.03 dBW/kg

06152021_SystemPerformanceCheck-D2600V2 SN 1006

Frequency: 2600 MHz; Duty Cycle: 1:1

Head/Pin=100 mW/Z Scan (1x1x21): Measurement grid: dx=20mm, dy=20mm, dz=5mm

Maximum value of SAR (measured) = 7.69 W/kg



20210613_SystemPerformanceCheck-D1900V2 SN 5d140

Frequency: 1900 MHz; Duty Cycle: 1:1; Room Ambient Temperature: 24.0°C; Liquid Temperature: 23.0°C
 Medium parameters used: $f = 1900$ MHz; $\sigma = 1.444$ S/m; $\epsilon_r = 38.44$; $\rho = 1000$ kg/m³

DASY5 Configuration:

- Area Scan Setting: Find Secondary Maximum Within: 2.0 dB and with a peak SAR value greater than 0.0012W/kg
- Electronics: DAE4 Sn1380; Calibrated: 8/19/2020
- Probe: EX3DV4 - SN3749; ConvF(7.86, 7.86, 7.86) @ 1900 MHz; Calibrated: 2/5/2021
- Sensor-Surface: 2.5mm (Mechanical Surface Detection)
- Phantom: SAM v4.0(A); Type: QD000P40CD; Serial: 1632

Head/Pin=100 mW/Area Scan (7x7x1): Measurement grid: dx=15mm, dy=15mm

Maximum value of SAR (measured) = 6.09 W/kg

Head/Pin=100 mW/Zoom Scan (7x7x7)/Cube 0: Measurement grid: dx=5mm, dy=5mm, dz=5mm

Reference Value = 65.35 V/m; Power Drift = -0.05 dB

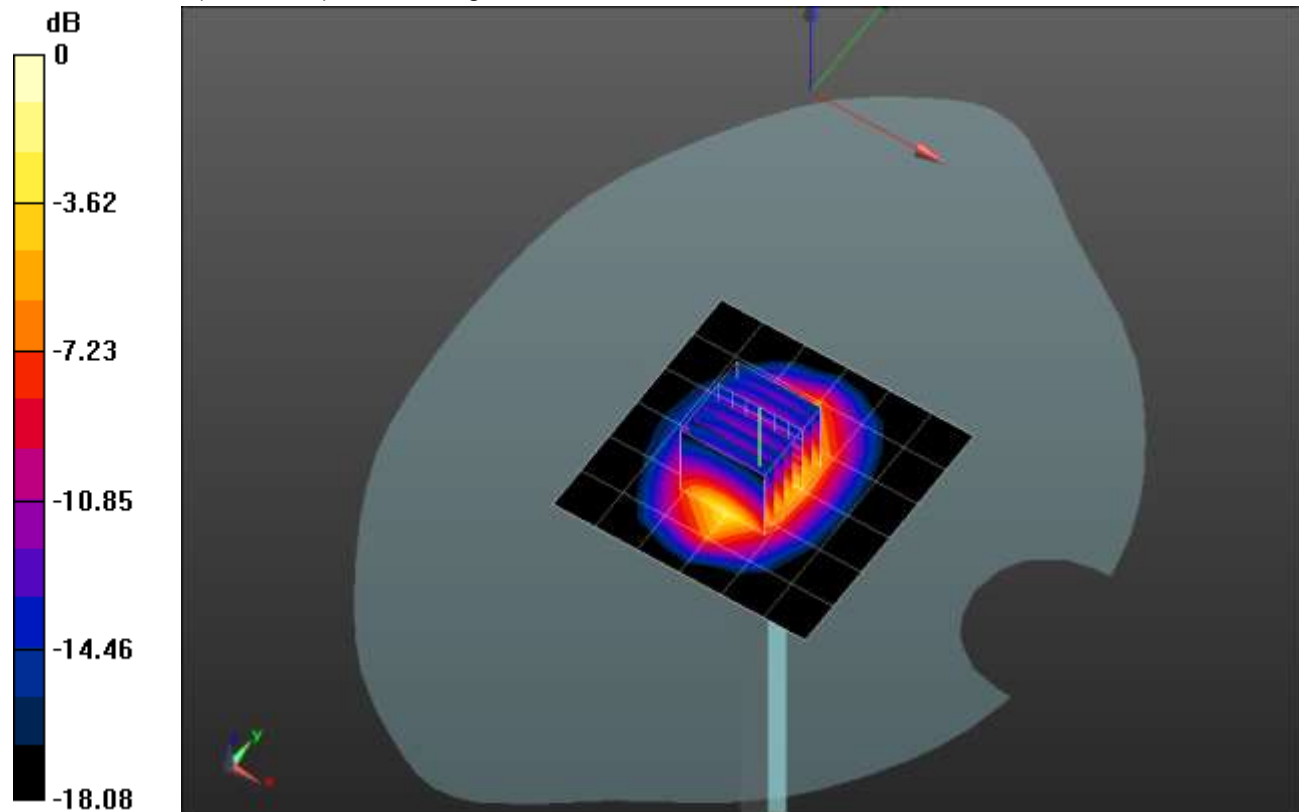
Peak SAR (extrapolated) = 8.53 W/kg

SAR(1 g) = 4.49 W/kg; SAR(10 g) = 2.34 W/kg

Smallest distance from peaks to all points 3 dB below = 11 mm

Ratio of SAR at M2 to SAR at M1 = 53.4%

Maximum value of SAR (measured) = 6.08 W/kg



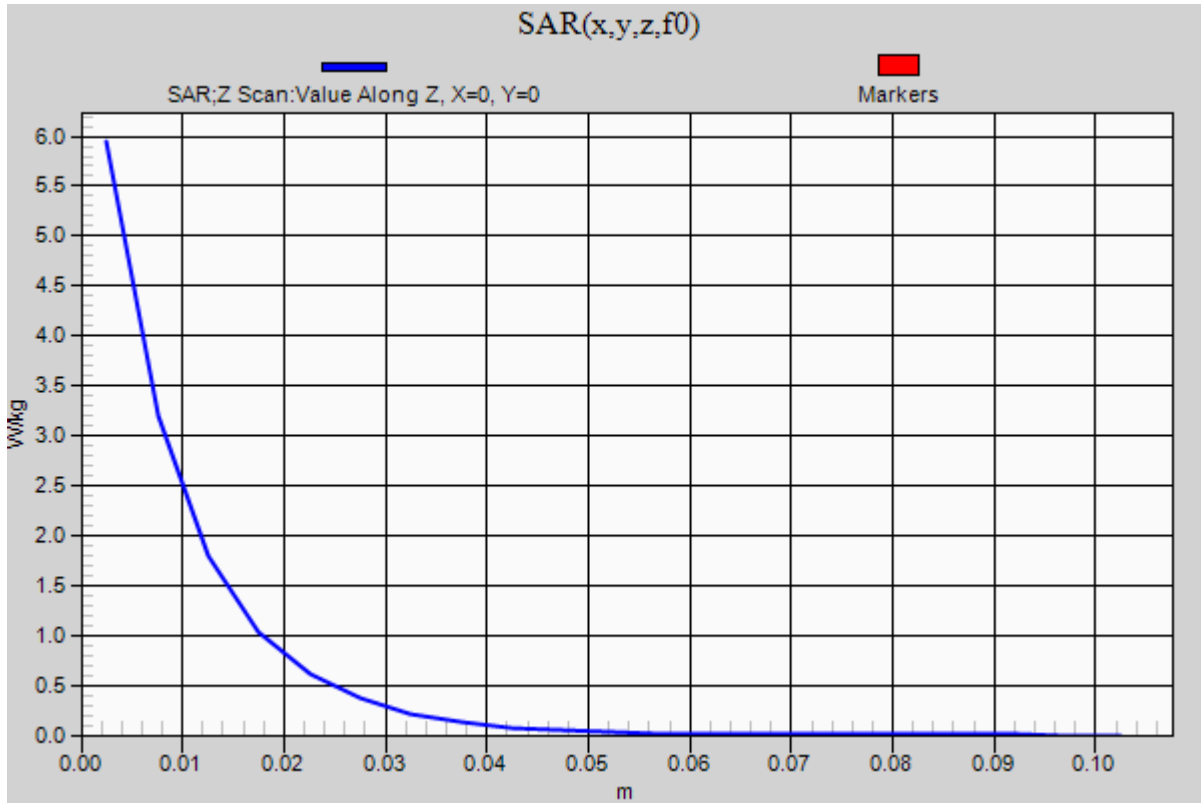
0 dB = 6.08 W/kg = 7.84 dBW/kg

20210613_SystemPerformanceCheck-D1900V2 SN 5d140

Frequency: 1900 MHz; Duty Cycle: 1:1

Head/Pin=100 mW/Z Scan (1x1x21): Measurement grid: dx=20mm, dy=20mm, dz=5mm

Maximum value of SAR (measured) = 5.94 W/kg



20210614 SystemPerformanceCheck-D835V2 SN 4d142

Frequency: 835 MHz; Duty Cycle: 1:1; Room Ambient Temperature: 24.0°C; Liquid Temperature: 23.0°C
 Medium parameters used: $f = 835 \text{ MHz}$; $\sigma = 0.907 \text{ S/m}$; $\epsilon_r = 40.871$; $\rho = 1000 \text{ kg/m}^3$

DASY5 Configuration:

- Area Scan Setting: Find Secondary Maximum Within: 2.0 dB and with a peak SAR value greater than 0.0012W/kg
- Electronics: DAE4 Sn1380; Calibrated: 8/19/2020
- Probe: EX3DV4 - SN3749; ConvF(8.96, 8.96, 8.96) @ 835 MHz; Calibrated: 2/5/2021
- Sensor-Surface: 2.5mm (Mechanical Surface Detection)
- Phantom: SAM v4.0(A); Type: QD000P40CD; Serial: 1632

Head/Pin=100 mW/Area Scan (7x7x1): Measurement grid: $dx=15\text{mm}$, $dy=15\text{mm}$

Maximum value of SAR (measured) = 1.04 W/kg

Head/Pin=100 mW/Zoom Scan (7x7x7)/Cube 0: Measurement grid: $dx=5\text{mm}$, $dy=5\text{mm}$, $dz=5\text{mm}$

Reference Value = 35.54 V/m; Power Drift = -0.11 dB

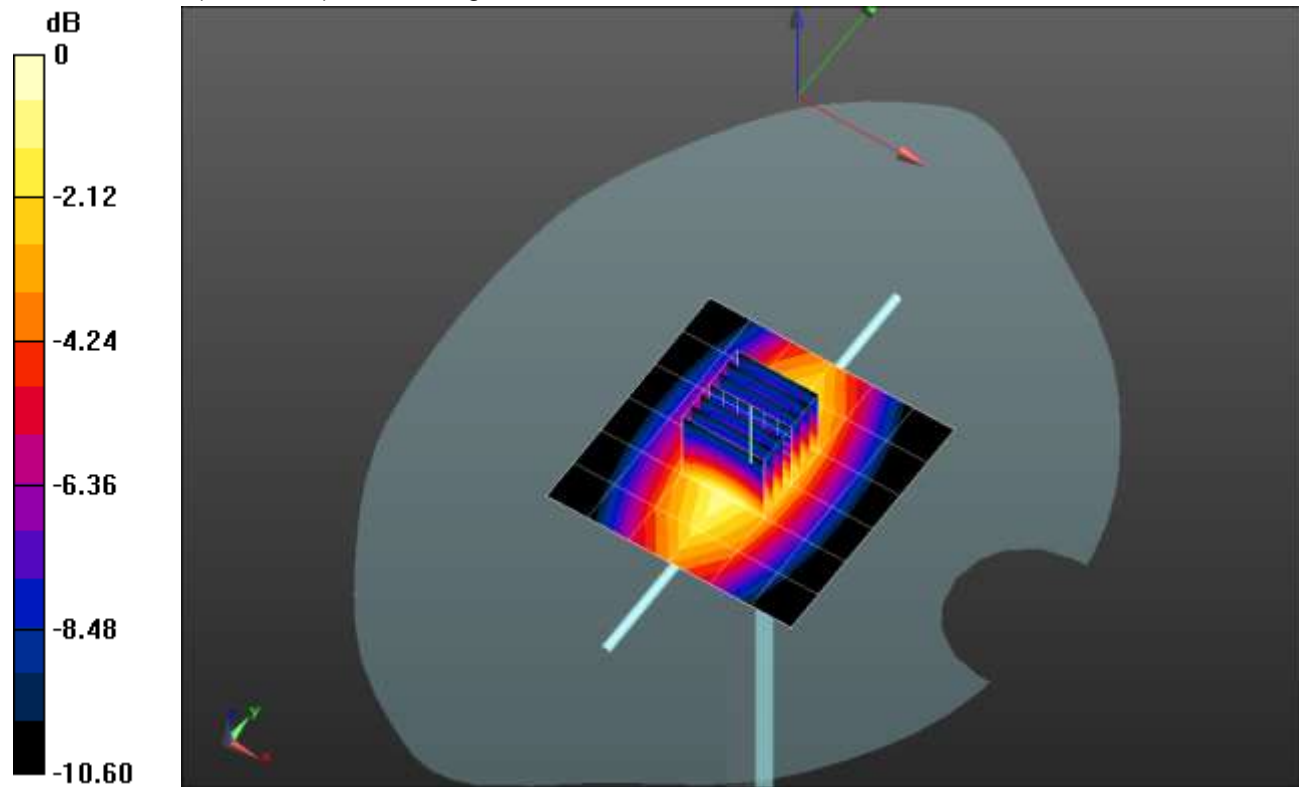
Peak SAR (extrapolated) = 1.39 W/kg

SAR(1 g) = 0.920 W/kg; SAR(10 g) = 0.600 W/kg

Smallest distance from peaks to all points 3 dB below: Larger than measurement grid

Ratio of SAR at M2 to SAR at M1 = 66.2%

Maximum value of SAR (measured) = 1.13 W/kg



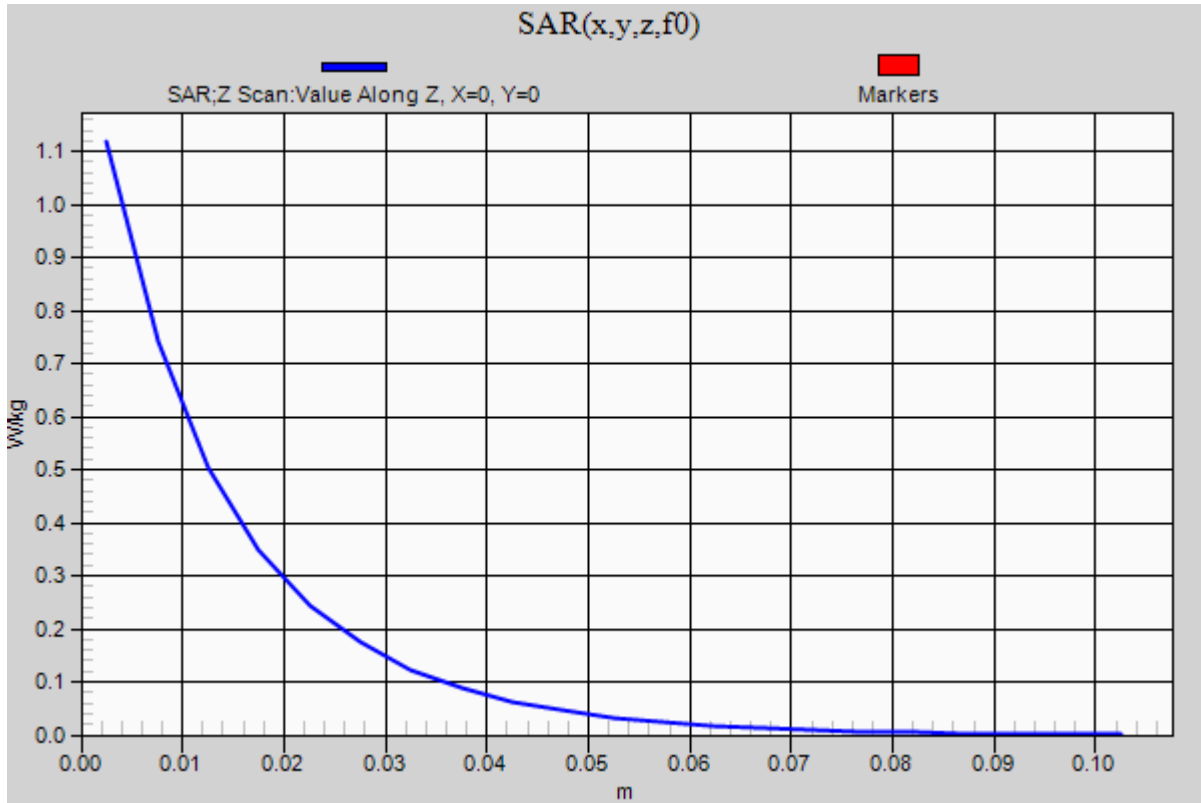
0 dB = 1.13 W/kg = 0.53 dBW/kg

20210614 SystemPerformanceCheck-D835V2 SN 4d142

Frequency: 835 MHz; Duty Cycle: 1:1

Head/Pin=100 mW/Z Scan (1x1x21): Measurement grid: dx=20mm, dy=20mm, dz=5mm

Maximum value of SAR (measured) = 1.12 W/kg



06282021_SystemPerformanceCheck-D1900V2 SN 5d163

Frequency: 1900 MHz; Duty Cycle: 1:1; Room Ambient Temperature: 24.0°C; Liquid Temperature: 23.0°C
 Medium parameters used: $f = 1900 \text{ MHz}$; $\sigma = 1.42 \text{ S/m}$; $\epsilon_r = 39.413$; $\rho = 1000 \text{ kg/m}^3$

DASY5 Configuration:

- Area Scan Setting: Find Secondary Maximum Within: 2.0 dB and with a peak SAR value greater than 0.0012W/kg
- Electronics: DAE4 Sn1380; Calibrated: 8/19/2020
- Probe: EX3DV4 - SN3749; ConvF(7.86, 7.86, 7.86) @ 1900 MHz; Calibrated: 2/5/2021
- Sensor-Surface: 2.5mm (Mechanical Surface Detection)
- Phantom: SAM v4.0(A); Type: QD000P40CD; Serial: 1632

Head/Pin=100 mW/Area Scan (7x7x1): Measurement grid: dx=15mm, dy=15mm

Maximum value of SAR (measured) = 5.67 W/kg

Head/Pin=100 mW/Zoom Scan (7x7x7)/Cube 0: Measurement grid: dx=5mm, dy=5mm, dz=5mm

Reference Value = 63.81 V/m; Power Drift = 0.01 dB

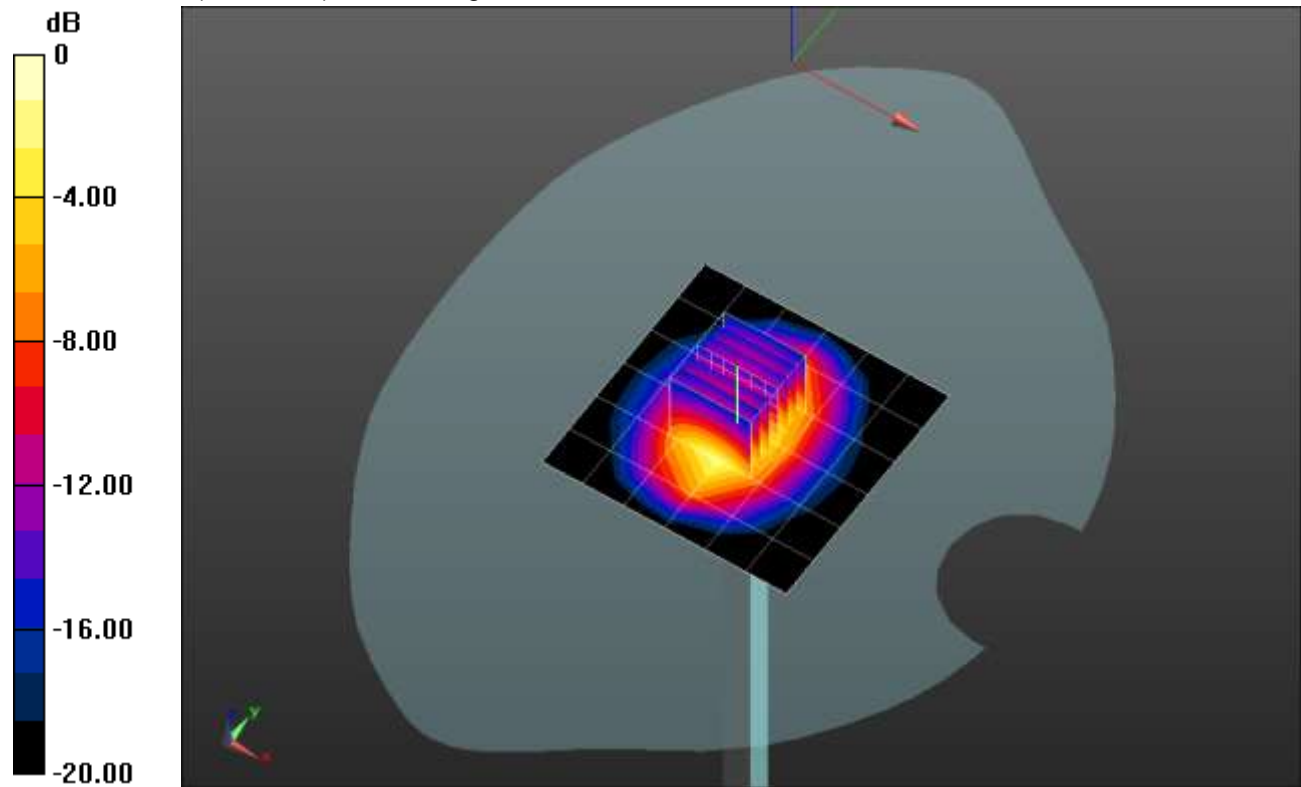
Peak SAR (extrapolated) = 8.05 W/kg

SAR(1 g) = 4.29 W/kg; SAR(10 g) = 2.26 W/kg

Smallest distance from peaks to all points 3 dB below = 11 mm

Ratio of SAR at M2 to SAR at M1 = 53.9%

Maximum value of SAR (measured) = 5.80 W/kg



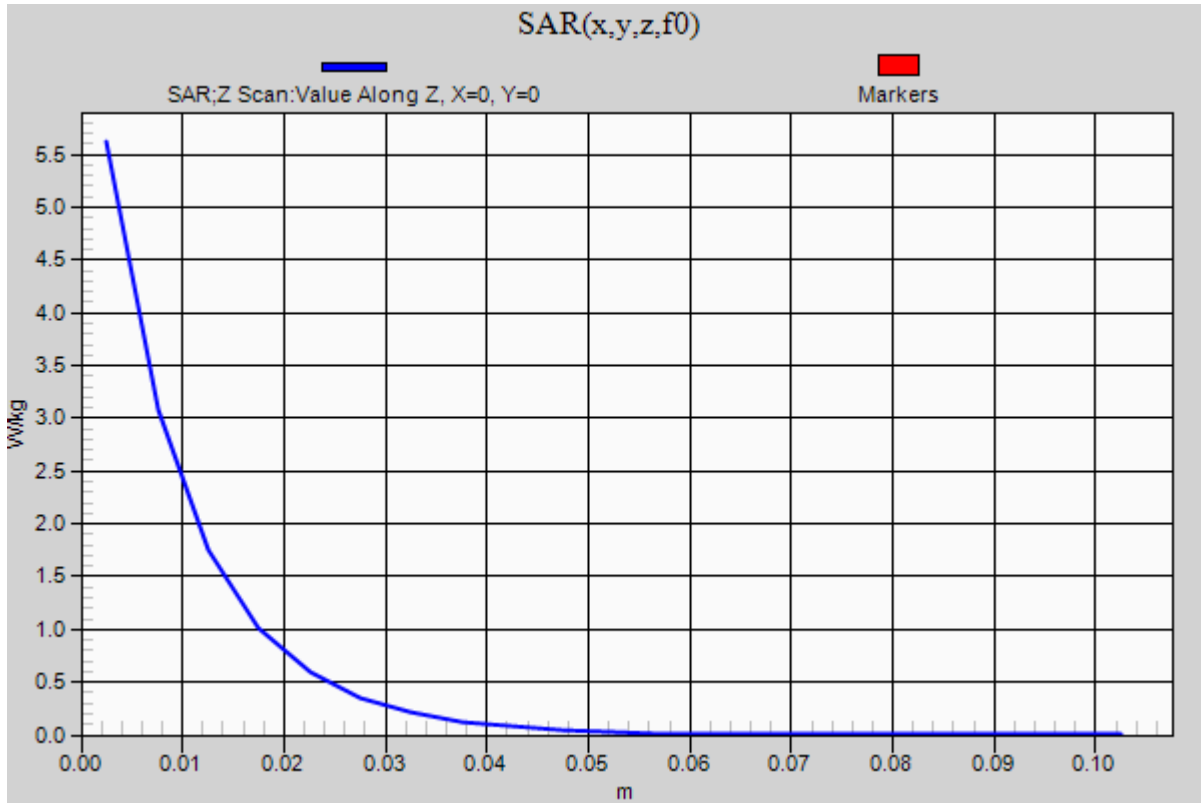
0 dB = 5.80 W/kg = 7.63 dBW/kg

06282021_SystemPerformanceCheck-D1900V2 SN 5d163

Frequency: 1900 MHz; Duty Cycle: 1:1

Head/Pin=100 mW/Z Scan (1x1x21): Measurement grid: dx=20mm, dy=20mm, dz=5mm

Maximum value of SAR (measured) = 5.62 W/kg



20210710_SystemPerformanceCheck-D1900V2 SN 5d043

Frequency: 1900 MHz; Duty Cycle: 1:1; Room Ambient Temperature: 24.0°C; Liquid Temperature: 23.0°C
 Medium parameters used: $f = 1900 \text{ MHz}$; $\sigma = 1.402 \text{ S/m}$; $\epsilon_r = 38.569$; $\rho = 1000 \text{ kg/m}^3$

DASY5 Configuration:

- Area Scan Setting: Find Secondary Maximum Within: 2.0 dB and with a peak SAR value greater than 0.0012W/kg
- Electronics: DAE4 Sn1380; Calibrated: 8/19/2020
- Probe: EX3DV4 - SN3749; ConvF(7.86, 7.86, 7.86) @ 1900 MHz; Calibrated: 2/5/2021
- Sensor-Surface: 2.5mm (Mechanical Surface Detection)
- Phantom: SAM v4.0(A); Type: QD000P40CD; Serial: 1632

Head/Pin=100 mW/Area Scan (7x7x1): Measurement grid: dx=15mm, dy=15mm

Maximum value of SAR (measured) = 5.38 W/kg

Head/Pin=100 mW/Zoom Scan (7x7x7)/Cube 0: Measurement grid: dx=5mm, dy=5mm, dz=5mm

Reference Value = 60.75 V/m; Power Drift = 0.05 dB

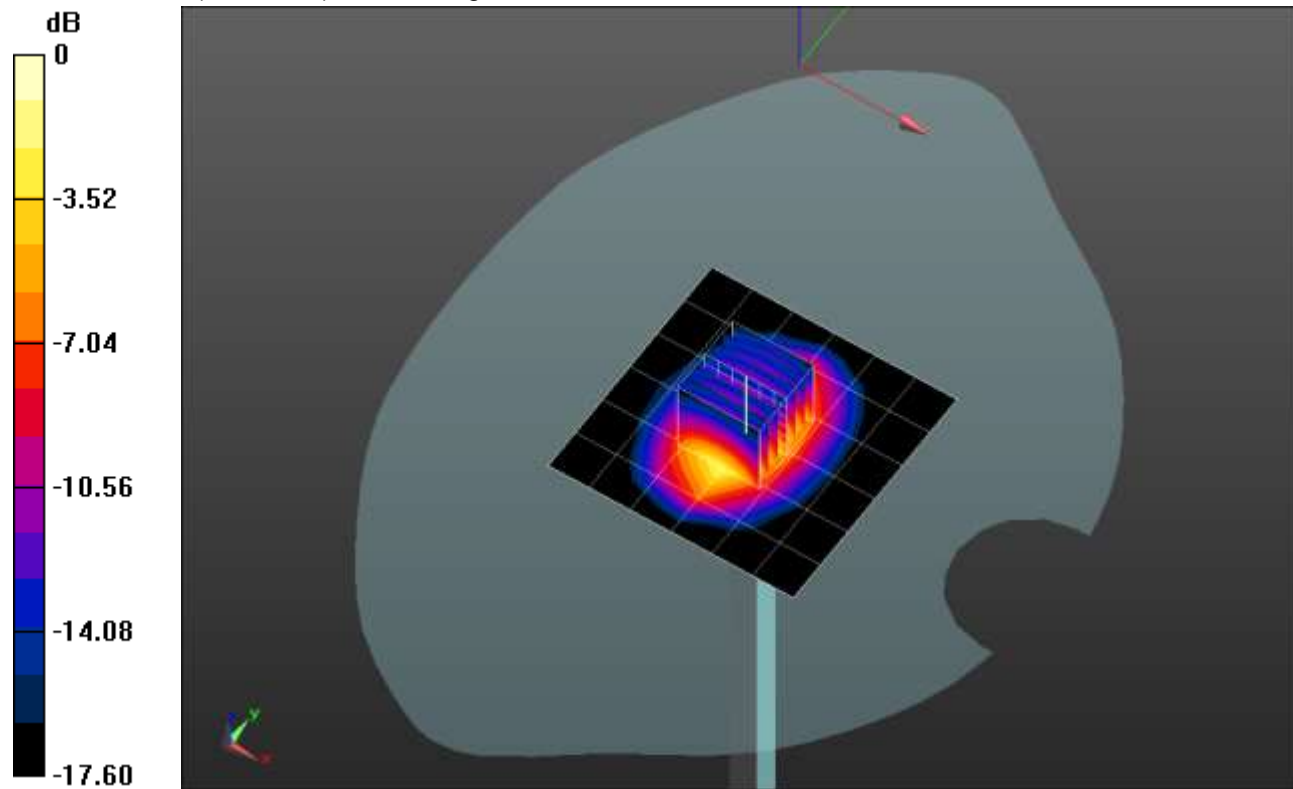
Peak SAR (extrapolated) = 7.20 W/kg

SAR(1 g) = 3.84 W/kg; SAR(10 g) = 1.99 W/kg

Smallest distance from peaks to all points 3 dB below = 10.8 mm

Ratio of SAR at M2 to SAR at M1 = 54%

Maximum value of SAR (measured) = 5.23 W/kg

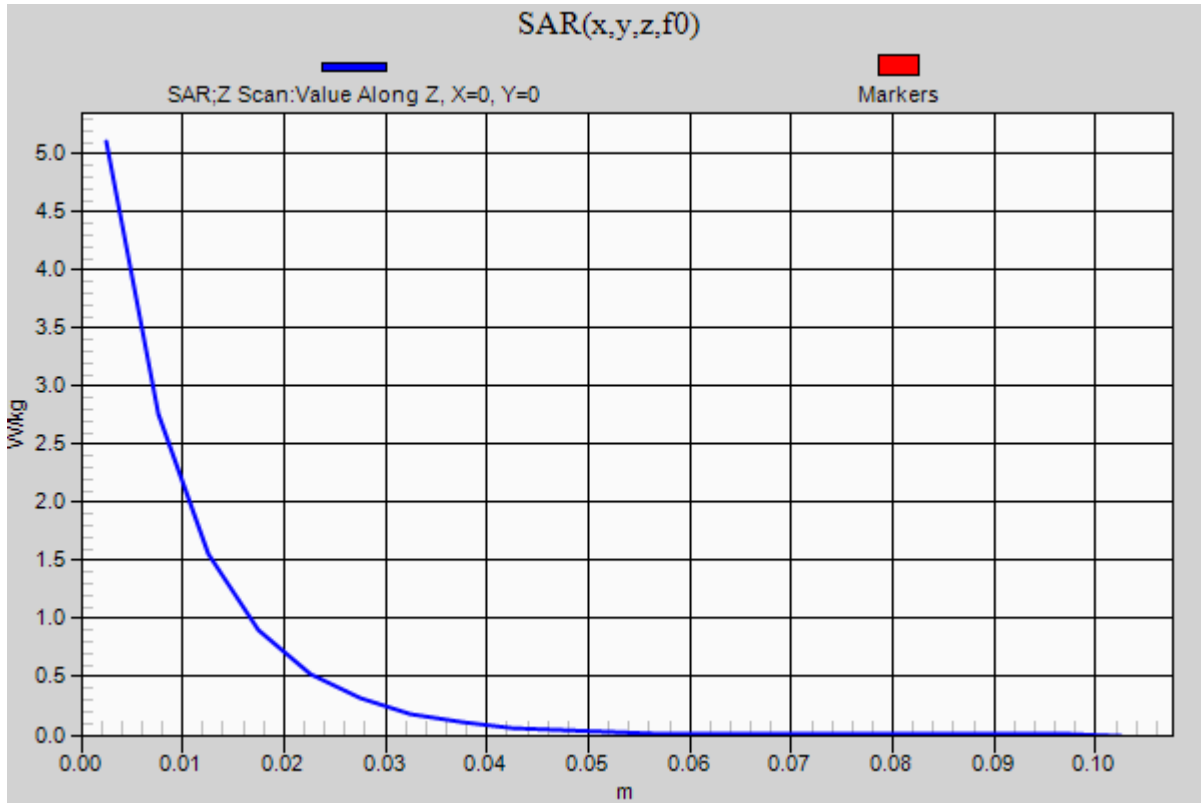


0 dB = 5.23 W/kg = 7.19 dBW/kg

20210710_SystemPerformanceCheck-D1900V2 SN 5d043

Frequency: 1900 MHz; Duty Cycle: 1:1

Head/Pin=100 mW/Z Scan (1x1x21): Measurement grid: dx=20mm, dy=20mm, dz=5mm
Maximum value of SAR (measured) = 5.10 W/kg



07262021SystemPerformanceCheck-D1750V2 SN 1077

Frequency: 1750 MHz; Duty Cycle: 1:1; Room Ambient Temperature: 24.0°C; Liquid Temperature: 23.0°C
Medium parameters used: $f = 1750$ MHz; $\sigma = 1.423$ S/m; $\epsilon_r = 41.167$; $\rho = 1000$ kg/m³

DASY5 Configuration:

- Area Scan Setting: Find Secondary Maximum Within: 2.0 dB and with a peak SAR value greater than 0.0012W/kg
- Electronics: DAE4 Sn1380; Calibrated: 8/19/2020
- Probe: EX3DV4 - SN3749; ConvF(8.1, 8.1, 8.1) @ 1750 MHz; Calibrated: 2/5/2021
- Sensor-Surface: 2.5mm (Mechanical Surface Detection)
- Phantom: SAM v4.0(A); Type: QD000P40CD; Serial: 1632

Head/Pin=100 mW/Area Scan (7x7x1): Measurement grid: dx=15mm, dy=15mm

Maximum value of SAR (measured) = 5.02 W/kg

Head/Pin=100 mW/Zoom Scan (7x7x7)/Cube 0: Measurement grid: dx=5mm, dy=5mm, dz=5mm

Reference Value = 58.58 V/m; Power Drift = 0.07 dB

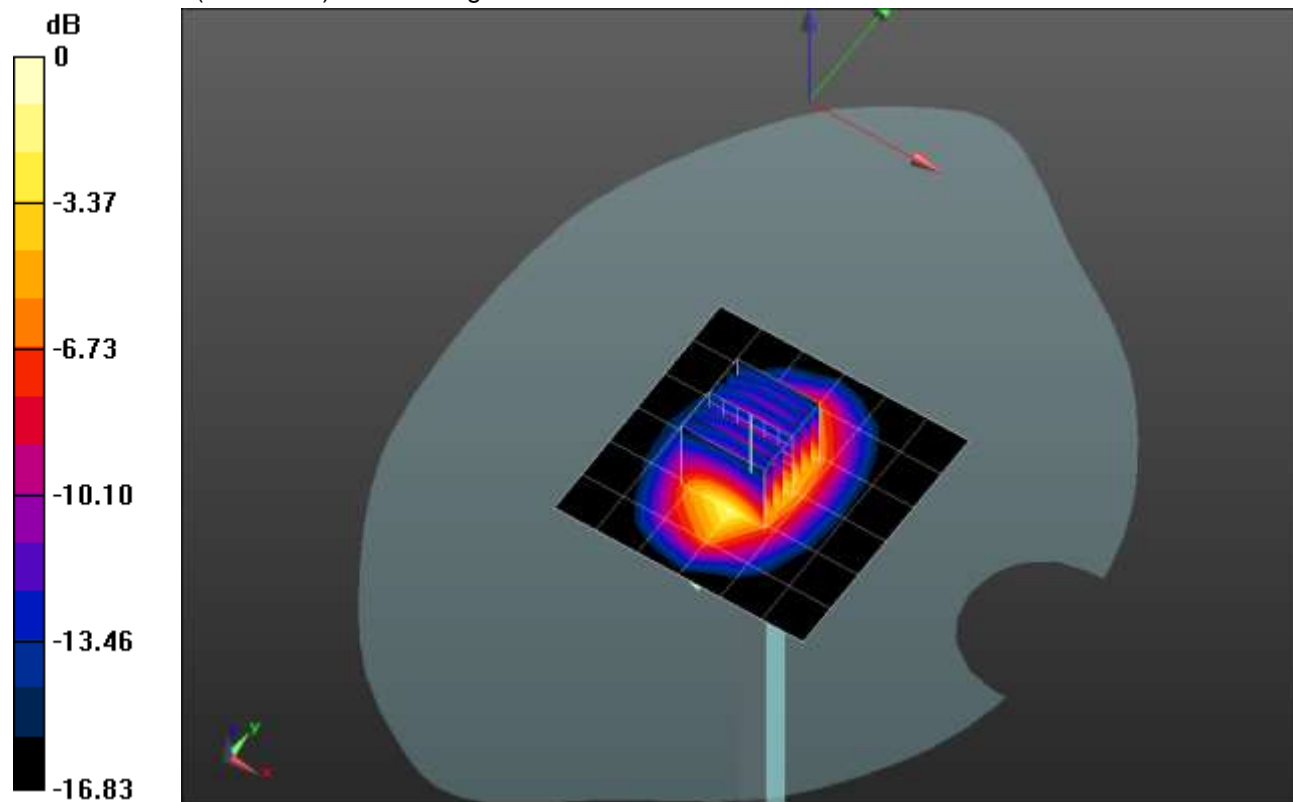
Peak SAR (extrapolated) = 6.72 W/kg

SAR(1 g) = 3.64 W/kg; SAR(10 g) = 1.93 W/kg

Smallest distance from peaks to all points 3 dB below = 11 mm

Ratio of SAR at M2 to SAR at M1 = 55.1%

Maximum value of SAR (measured) = 4.87 W/kg



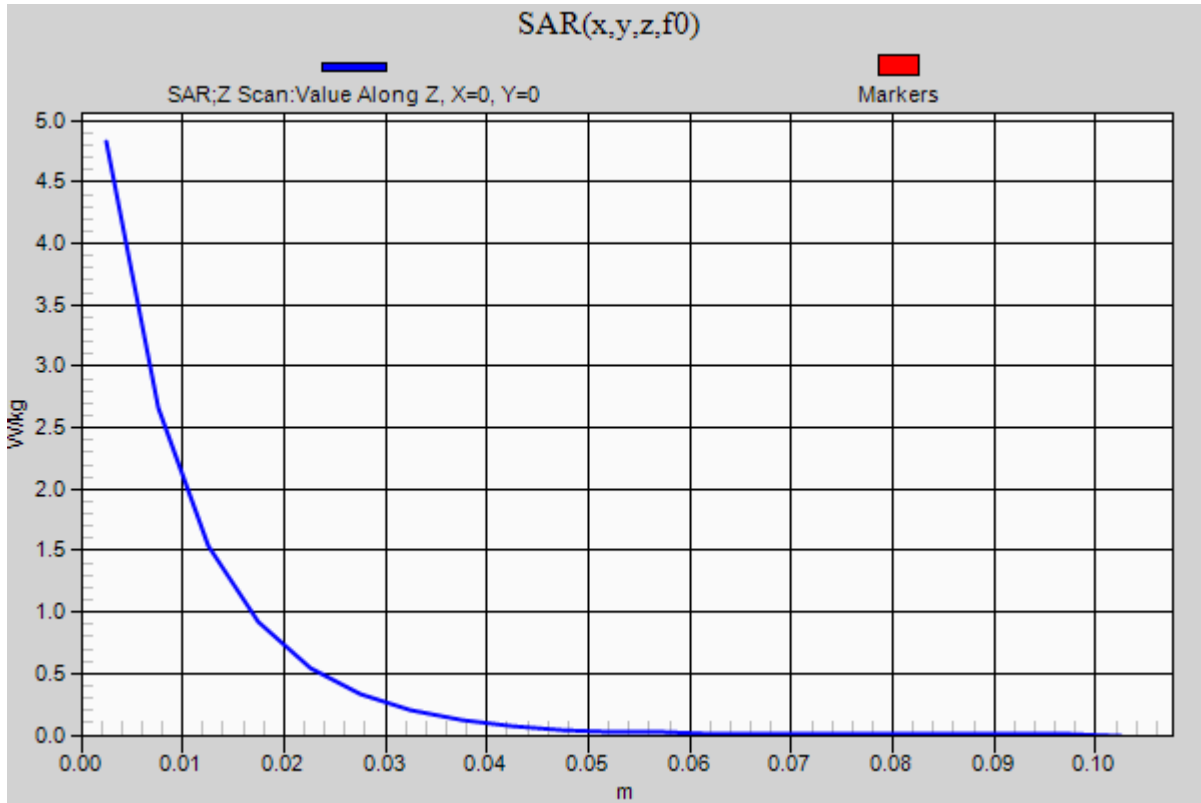
0 dB = 4.87 W/kg = 6.88 dBW/kg

07262021SystemPerformanceCheck-D1750V2 SN 1077

Frequency: 1750 MHz; Duty Cycle: 1:1

Head/Pin=100 mW/Z Scan (1x1x21): Measurement grid: dx=20mm, dy=20mm, dz=5mm

Maximum value of SAR (measured) = 4.83 W/kg



20210728_SystemPerformanceCheck-D835V2 SN 4d117

Frequency: 835 MHz; Duty Cycle: 1:1; Room Ambient Temperature: 24.0°C; Liquid Temperature: 23.0°C
 Medium parameters used: $f = 835 \text{ MHz}$; $\sigma = 0.92 \text{ S/m}$; $\epsilon_r = 40.483$; $\rho = 1000 \text{ kg/m}^3$

DASY5 Configuration:

- Area Scan Setting: Find Secondary Maximum Within: 2.0 dB and with a peak SAR value greater than 0.0012W/kg
- Electronics: DAE4 Sn1380; Calibrated: 8/19/2020
- Probe: EX3DV4 - SN3749; ConvF(8.96, 8.96, 8.96) @ 835 MHz; Calibrated: 2/5/2021
- Sensor-Surface: 2.5mm (Mechanical Surface Detection)
- Phantom: SAM v4.0(A); Type: QD000P40CD; Serial: 1632

Head/Pin=100 mW/Area Scan (7x7x1): Measurement grid: dx=15mm, dy=15mm

Maximum value of SAR (measured) = 1.24 W/kg

Head/Pin=100 mW/Zoom Scan (7x7x7)/Cube 0: Measurement grid: dx=5mm, dy=5mm, dz=5mm

Reference Value = 37.30 V/m; Power Drift = -0.03 dB

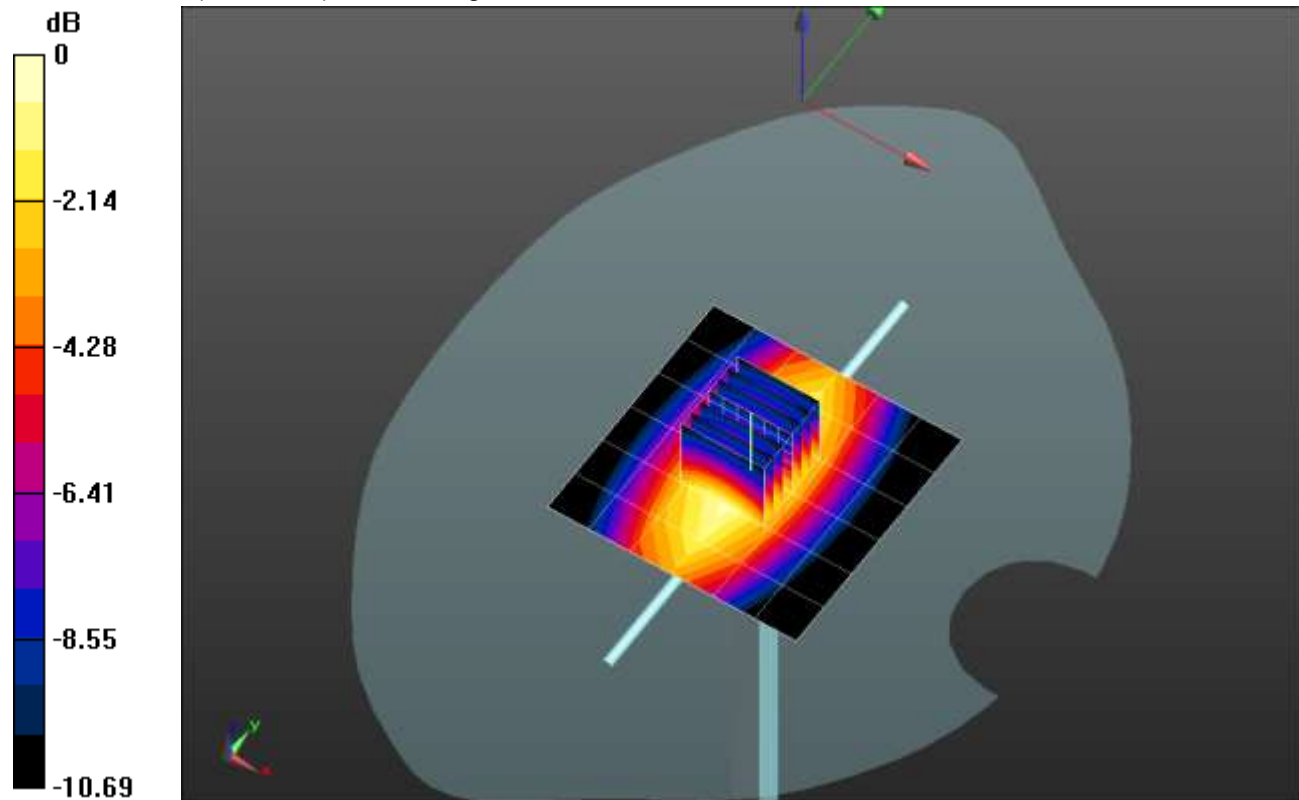
Peak SAR (extrapolated) = 1.54 W/kg

SAR(1 g) = 1.02 W/kg; SAR(10 g) = 0.662 W/kg

Smallest distance from peaks to all points 3 dB below: Larger than measurement grid

Ratio of SAR at M2 to SAR at M1 = 66.2%

Maximum value of SAR (measured) = 1.25 W/kg



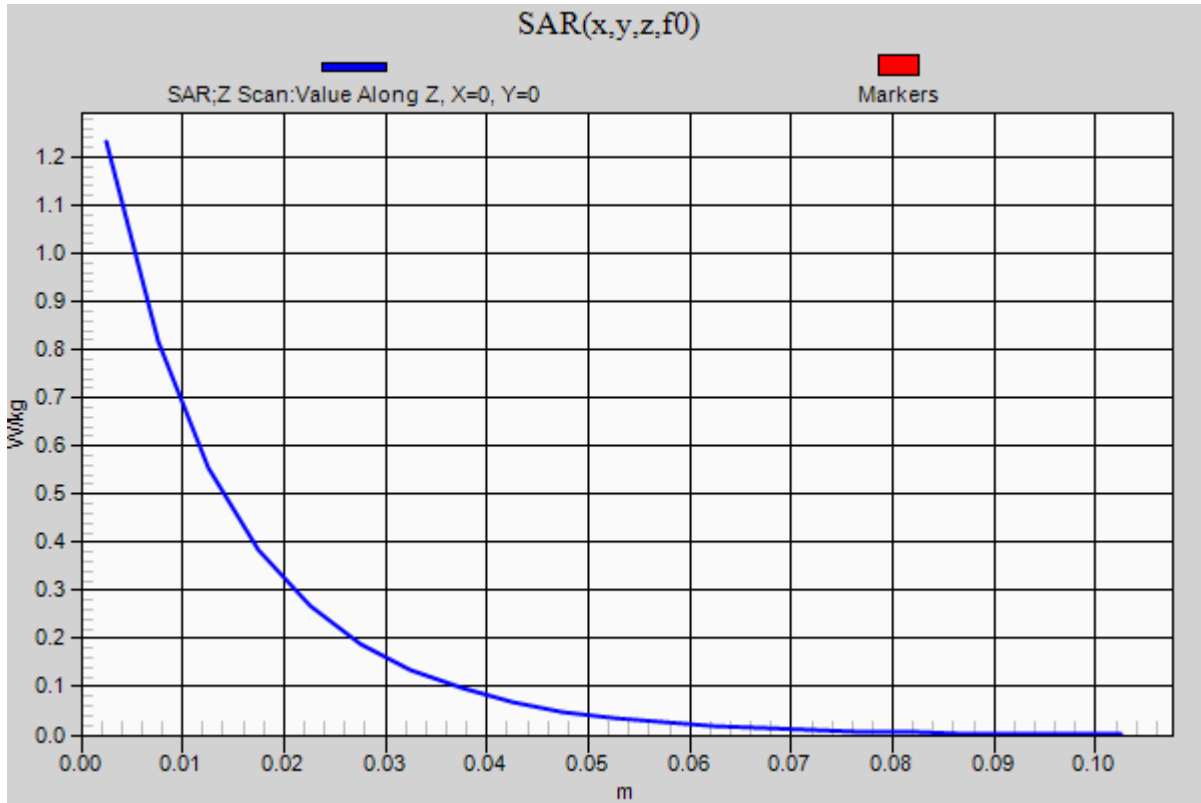
0 dB = 1.25 W/kg = 0.97 dBW/kg

20210728_SystemPerformanceCheck-D835V2 SN 4d117

Frequency: 835 MHz; Duty Cycle: 1:1

Head/Pin=100 mW/Z Scan (1x1x21): Measurement grid: dx=20mm, dy=20mm, dz=5mm

Maximum value of SAR (measured) = 1.23 W/kg



20210618_SystemPerformanceCheck-D2450V2 SN 899

Frequency: 2450 MHz; Duty Cycle: 1:1; Room Ambient Temperature: 24.0°C; Liquid Temperature: 23.0°C

Medium parameters used: $f = 2450$ MHz; $\sigma = 1.823$ S/m; $\epsilon_r = 38.921$; $\rho = 1000$ kg/m³

DASY5 Configuration:

- Area Scan Setting: Find Secondary Maximum Within: 2.0 dB and with a peak SAR value greater than 0.0012W/kg
- Electronics: DAE4 Sn1547; Calibrated: 4/19/2021
- Probe: EX3DV4 - SN7482; ConvF(7.21, 7.21, 7.21) @ 2450 MHz; Calibrated: 4/26/2021
- Sensor-Surface: 2.5mm (Mechanical Surface Detection)
- Phantom: SAM (B); Type: QD000P40CD; Serial: 1632

Head/Pin=100 mW/Area Scan (8x8x1): Measurement grid: dx=12mm, dy=12mm

Maximum value of SAR (measured) = 6.92 W/kg

Head/Pin=100 mW/Zoom Scan (7x7x7)/Cube 0: Measurement grid: dx=5mm, dy=5mm, dz=5mm

Reference Value = 48.23 V/m; Power Drift = 0.15 dB

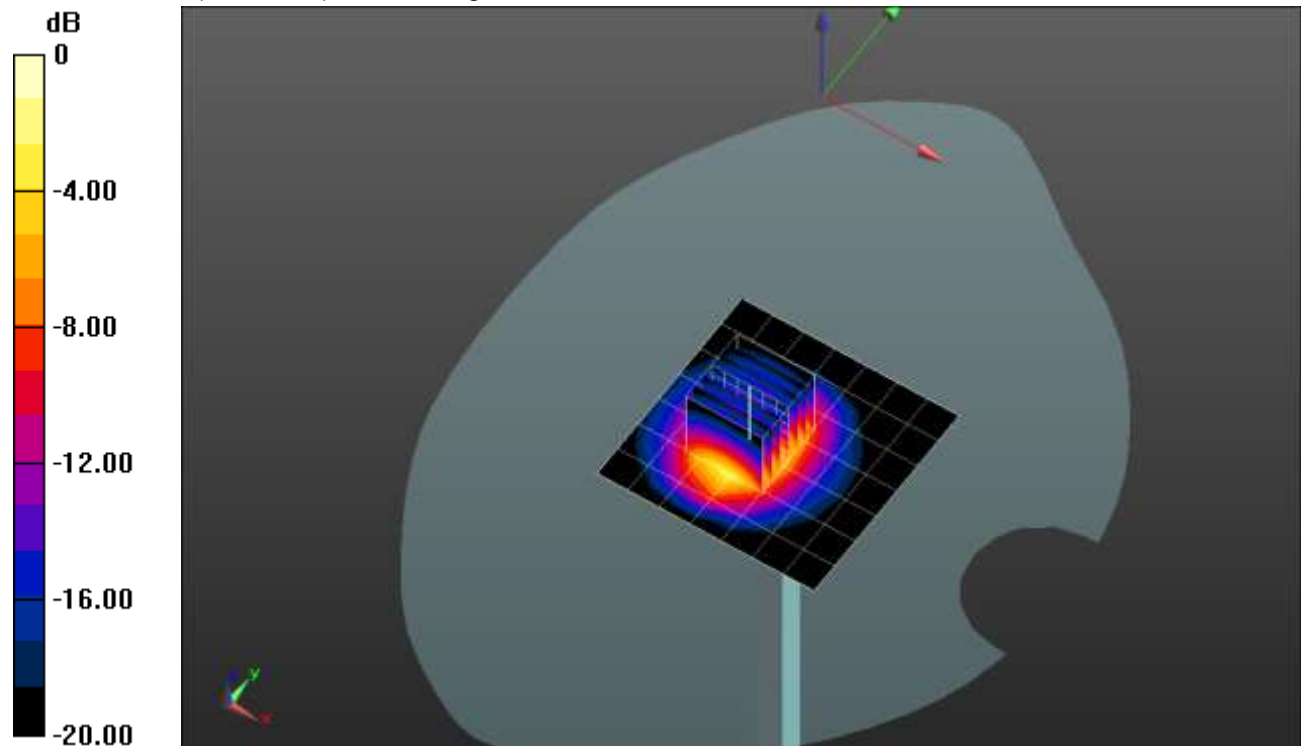
Peak SAR (extrapolated) = 10.7 W/kg

SAR(1 g) = 5.06 W/kg; SAR(10 g) = 2.34 W/kg

Smallest distance from peaks to all points 3 dB below = 9.5 mm

Ratio of SAR at M2 to SAR at M1 = 47.7%

Maximum value of SAR (measured) = 7.21 W/kg

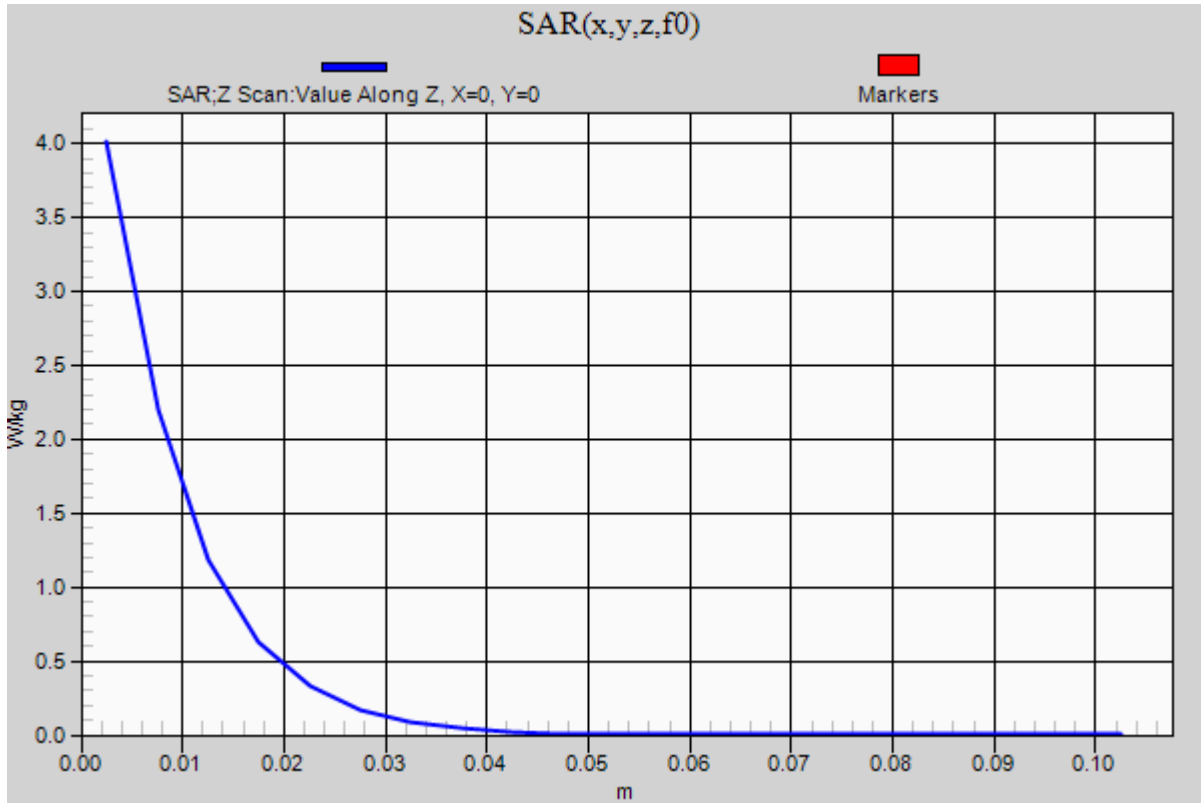


0 dB = 7.21 W/kg = 8.58 dBW/kg

20210618_SystemPerformanceCheck-D2450V2 SN 899

Frequency: 2450 MHz; Duty Cycle: 1:1

Head/Pin=100 mW/Z Scan (1x1x21): Measurement grid: dx=20mm, dy=20mm, dz=5mm
Maximum value of SAR (measured) = 4.01 W/kg



20210624_SystemPerformanceCheck-D2300V2 SN 1058

Frequency: 2300 MHz; Duty Cycle: 1:1; Room Ambient Temperature: 24.0°C; Liquid Temperature: 23.0°C
 Medium parameters used: $f = 2300 \text{ MHz}$; $\sigma = 1.672 \text{ S/m}$; $\epsilon_r = 38.778$; $\rho = 1000 \text{ kg/m}^3$

DASY5 Configuration:

- Area Scan Setting: Find Secondary Maximum Within: 2.0 dB and with a peak SAR value greater than 0.0012W/kg
- Electronics: DAE4 Sn1547; Calibrated: 4/19/2021
- Probe: EX3DV4 - SN7482; ConvF(7.52, 7.52, 7.52) @ 2300 MHz; Calibrated: 4/26/2021
- Sensor-Surface: 2.5mm (Mechanical Surface Detection)
- Phantom: SAM (B); Type: QD000P40CD; Serial: 1632

Head/Pin=100 mW/Area Scan (8x8x1): Measurement grid: dx=12mm, dy=12mm

Maximum value of SAR (measured) = 6.78 W/kg

Head/Pin=100 mW/Zoom Scan (7x7x7)/Cube 0: Measurement grid: dx=5mm, dy=5mm, dz=5mm

Reference Value = 28.19 V/m; Power Drift = 0.14 dB

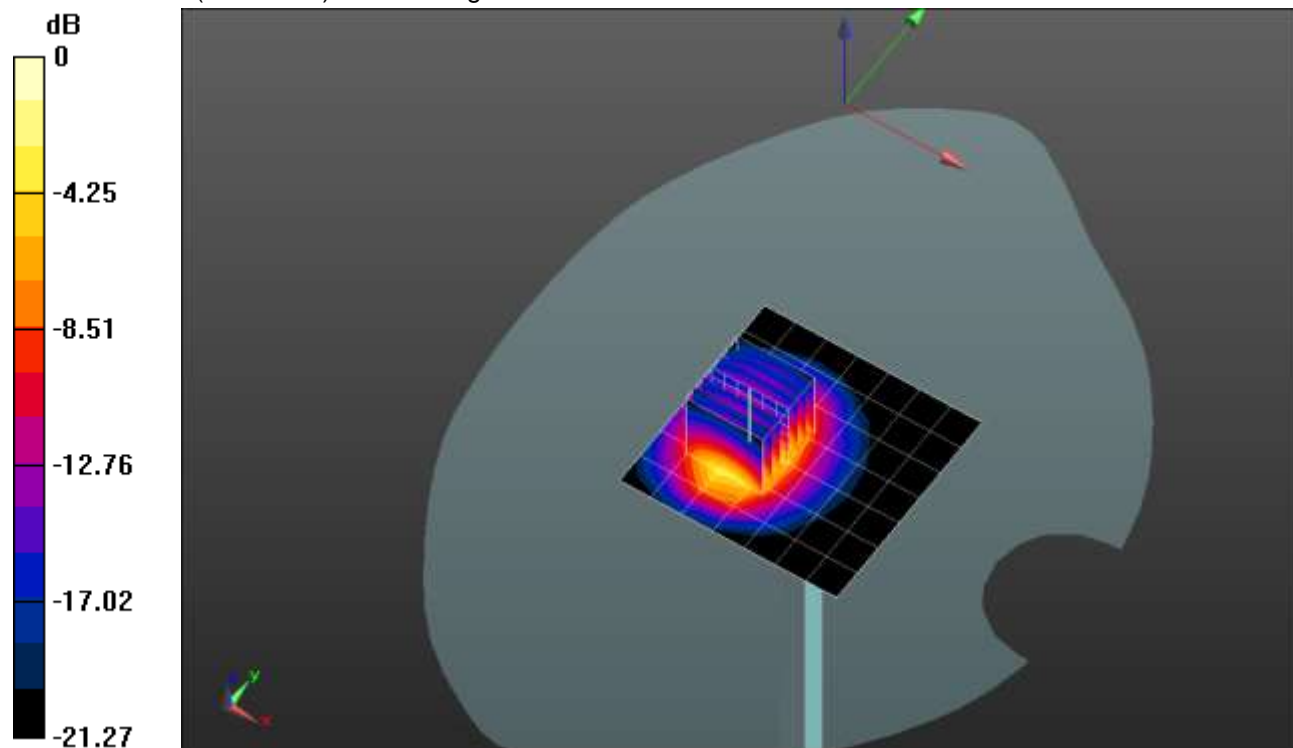
Peak SAR (extrapolated) = 10.4 W/kg

SAR(1 g) = 5.09 W/kg; SAR(10 g) = 2.41 W/kg

Smallest distance from peaks to all points 3 dB below = 10 mm

Ratio of SAR at M2 to SAR at M1 = 49.6%

Maximum value of SAR (measured) = 7.23 W/kg



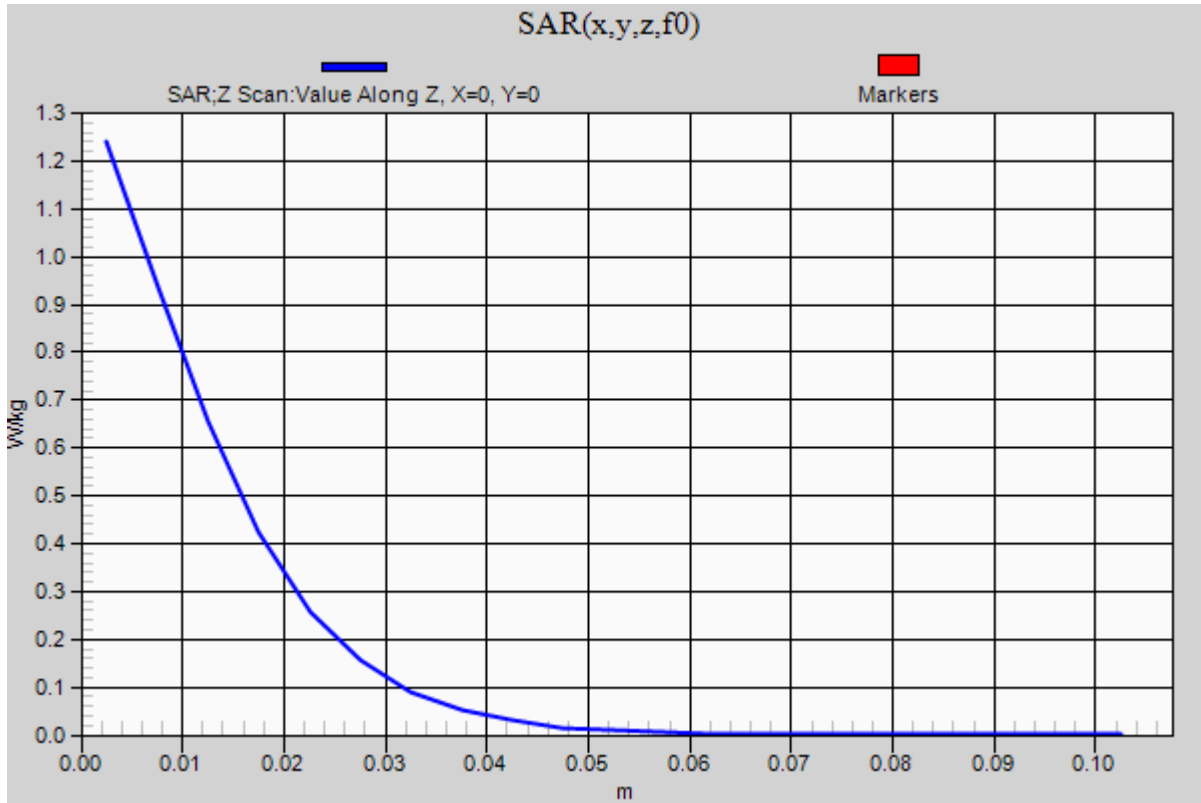
0 dB = 7.23 W/kg = 8.59 dBW/kg

20210624_SystemPerformanceCheck-D2300V2 SN 1058

Frequency: 2300 MHz; Duty Cycle: 1:1

Head/Pin=100 mW/Z Scan (1x1x21): Measurement grid: dx=20mm, dy=20mm, dz=5mm

Maximum value of SAR (measured) = 1.24 W/kg



20210712_SystemPerformanceCheck-D2600V2 SN 1006

Frequency: 2600 MHz; Duty Cycle: 1:1; Room Ambient Temperature: 24.0°C; Liquid Temperature: 23.0°C

Medium parameters used: $f = 2600$ MHz; $\sigma = 1.954$ S/m; $\epsilon_r = 38.108$; $\rho = 1000$ kg/m³

DASY5 Configuration:

- Area Scan Setting: Find Secondary Maximum Within: 2.0 dB and with a peak SAR value greater than 0.0012W/kg
- Electronics: DAE4 Sn1547; Calibrated: 4/19/2021
- Probe: EX3DV4 - SN7482; ConvF(6.97, 6.97, 6.97) @ 2600 MHz; Calibrated: 4/26/2021
- Sensor-Surface: 2.5mm (Mechanical Surface Detection (Locations From Previous Scan Used)), Sensor-Surface: 2.5mm (Mechanical Surface Detection)
- Phantom: SAM (B); Type: QD000P40CD; Serial: 1632

Head/Pin=100 mW/Area Scan (8x8x1): Measurement grid: dx=12mm, dy=12mm

Maximum value of SAR (measured) = 5.08 W/kg

Head/Pin=100 mW/Zoom Scan (7x7x7)/Cube 0: Measurement grid: dx=5mm, dy=5mm, dz=5mm

Reference Value = 31.15 V/m; Power Drift = 0.17 dB

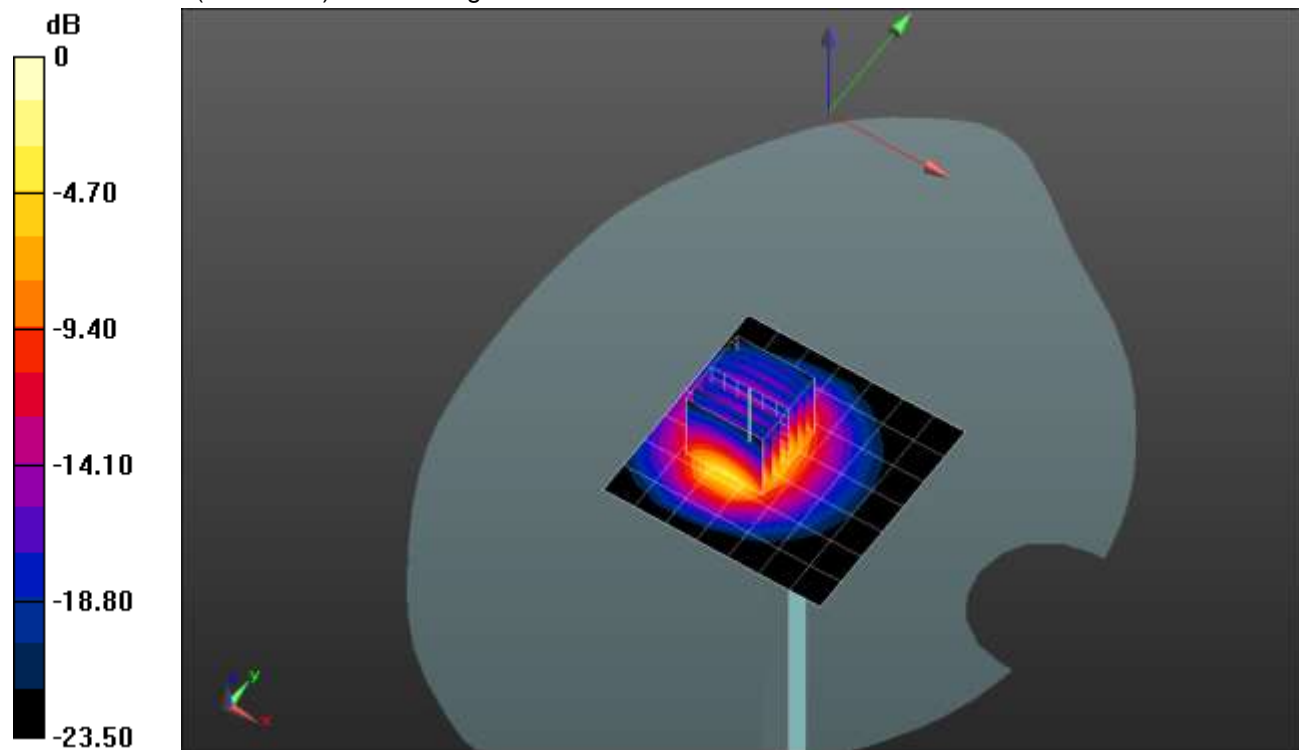
Peak SAR (extrapolated) = 10.3 W/kg

SAR(1 g) = 4.75 W/kg; SAR(10 g) = 2.12 W/kg

Smallest distance from peaks to all points 3 dB below = 9.2 mm

Ratio of SAR at M2 to SAR at M1 = 46.6%

Maximum value of SAR (measured) = 6.87 W/kg



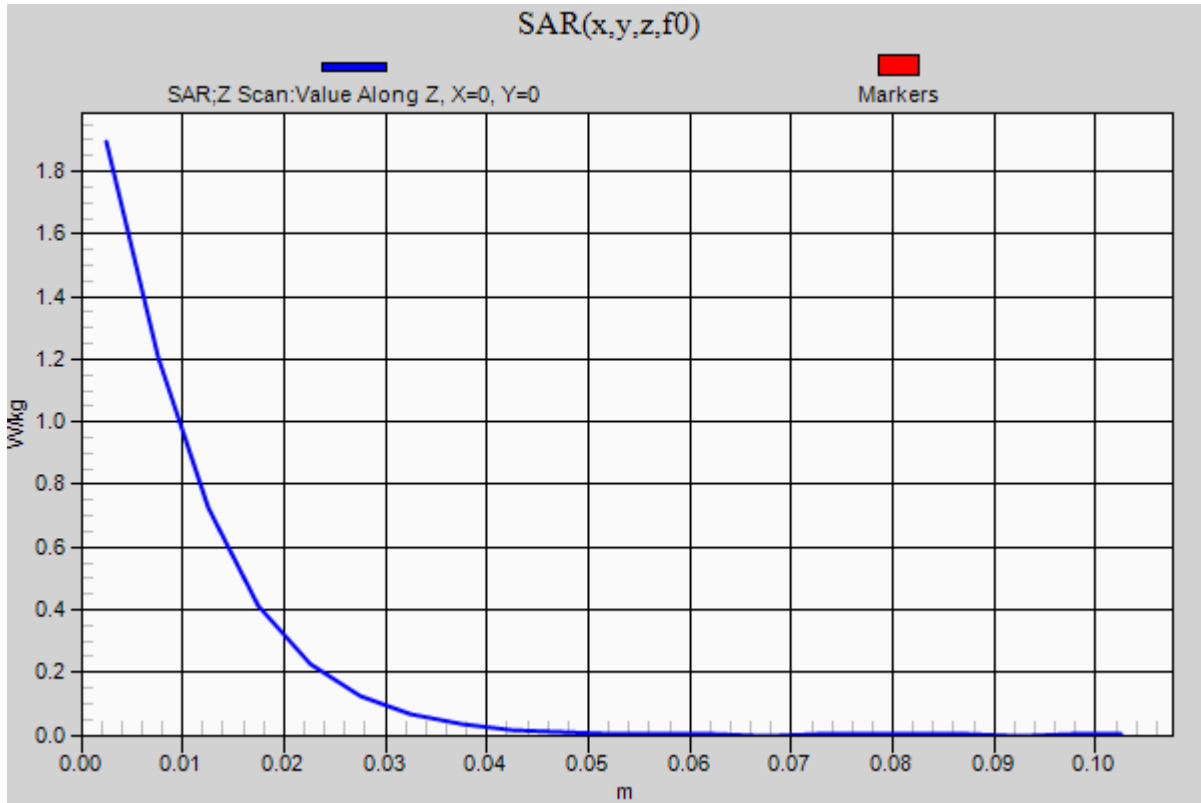
0 dB = 6.87 W/kg = 8.37 dBW/kg

20210712_SystemPerformanceCheck-D2600V2 SN 1006

Frequency: 2600 MHz; Duty Cycle: 1:1

Head/Pin=100 mW/Z Scan (1x1x21): Measurement grid: dx=20mm, dy=20mm, dz=5mm

Maximum value of SAR (measured) = 1.89 W/kg



07132021_SystemPerformanceCheck-D1750V2 SN 1077

Frequency: 1750 MHz; Duty Cycle: 1:1; Room Ambient Temperature: 24.0°C; Liquid Temperature: 23.0°C
Medium parameters used: $f = 1750$ MHz; $\sigma = 1.436$ S/m; $\epsilon_r = 39.267$; $\rho = 1000$ kg/m³

DASY5 Configuration:

- Area Scan Setting: Find Secondary Maximum Within: 2.0 dB and with a peak SAR value greater than 0.0012W/kg
- Electronics: DAE4 Sn1547; Calibrated: 4/19/2021
- Probe: EX3DV4 - SN7482; ConvF(8.4, 8.4, 8.4) @ 1750 MHz; Calibrated: 4/26/2021
- Sensor-Surface: 2.5mm (Mechanical Surface Detection)
- Phantom: SAM (B); Type: QD000P40CD; Serial: 1632

Head/Pin=100 mW/Area Scan (7x7x1): Measurement grid: dx=15mm, dy=15mm

Maximum value of SAR (measured) = 4.12 W/kg

Head/Pin=100 mW/Zoom Scan (7x7x7)/Cube 0: Measurement grid: dx=5mm, dy=5mm, dz=5mm

Reference Value = 35.41 V/m; Power Drift = 0.15 dB

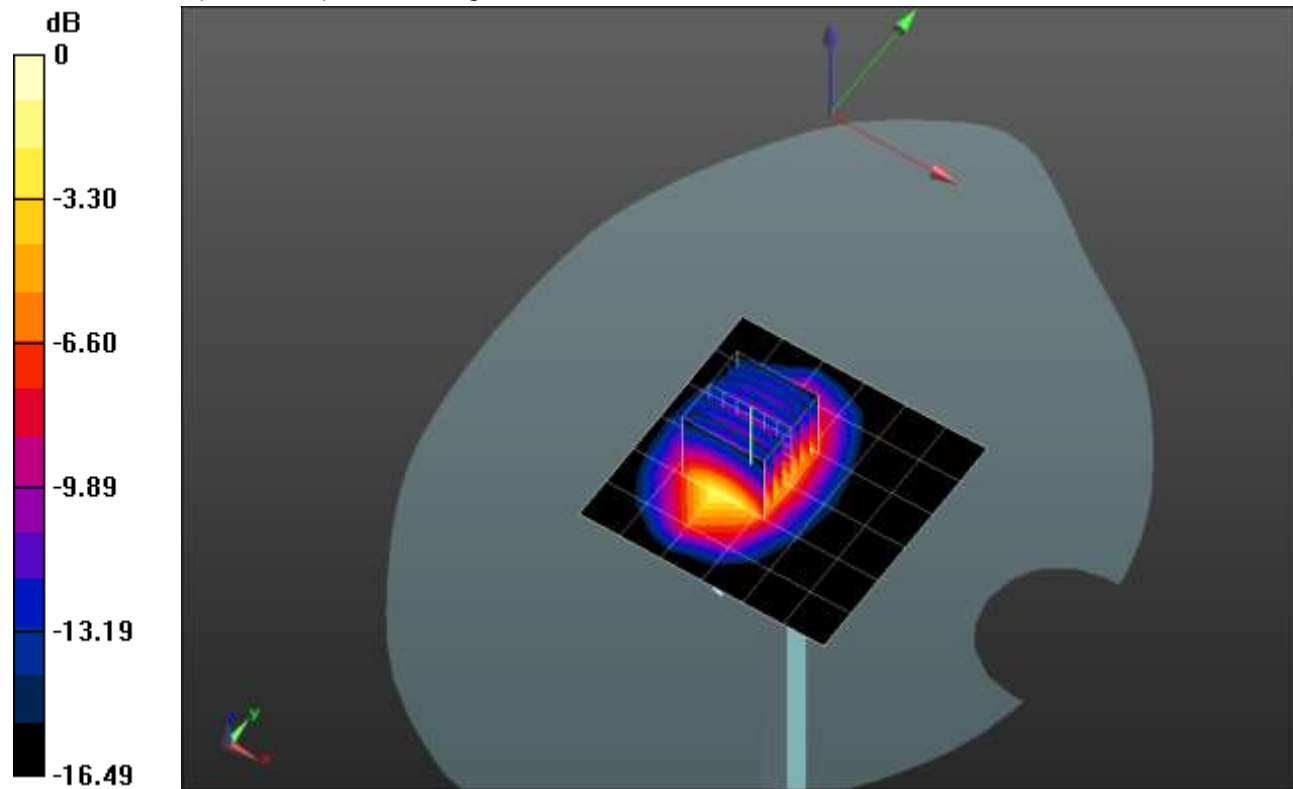
Peak SAR (extrapolated) = 5.88 W/kg

SAR(1 g) = 3.22 W/kg; SAR(10 g) = 1.71 W/kg

Smallest distance from peaks to all points 3 dB below = 11 mm

Ratio of SAR at M2 to SAR at M1 = 55.5%

Maximum value of SAR (measured) = 4.35 W/kg



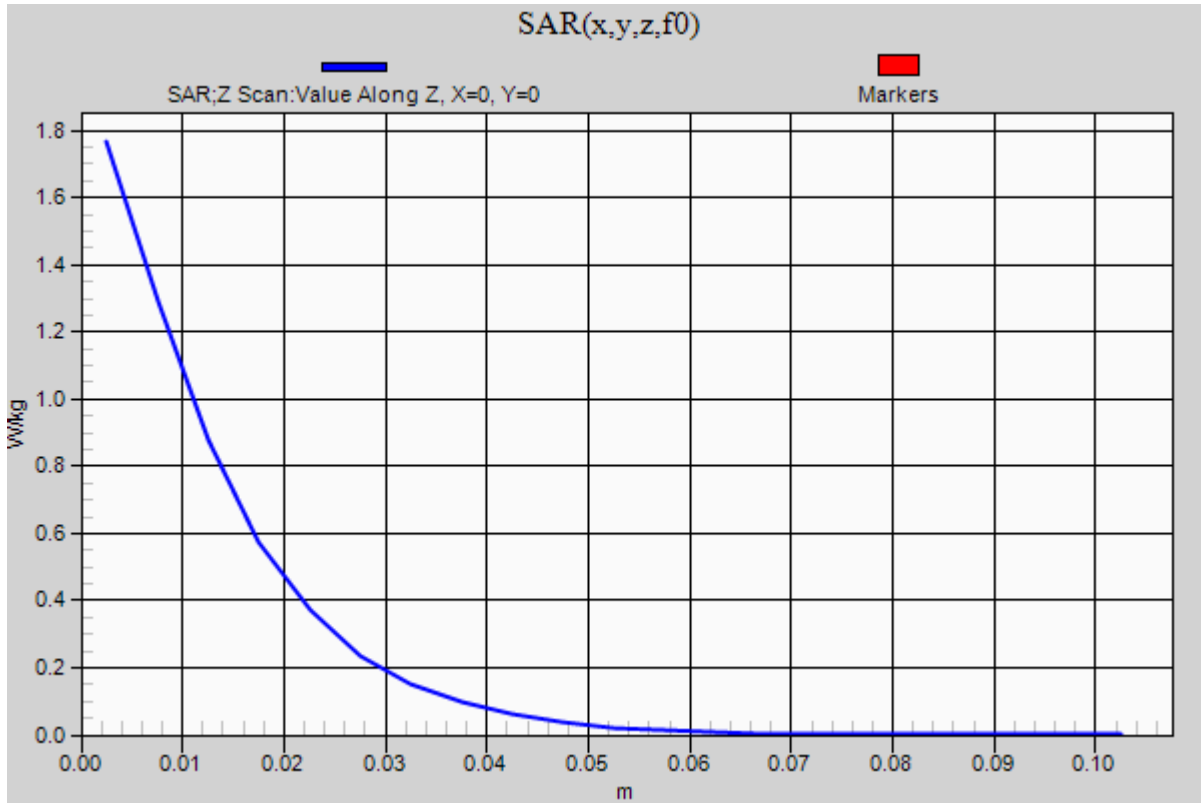
0 dB = 4.35 W/kg = 6.38 dBW/kg

07132021_SystemPerformanceCheck-D1750V2 SN 1077

Frequency: 1750 MHz; Duty Cycle: 1:1

Head/Pin=100 mW/Z Scan (1x1x21): Measurement grid: dx=20mm, dy=20mm, dz=5mm

Maximum value of SAR (measured) = 1.77 W/kg



20210726_SystemPerformanceCheck-D2300V2 SN 1002

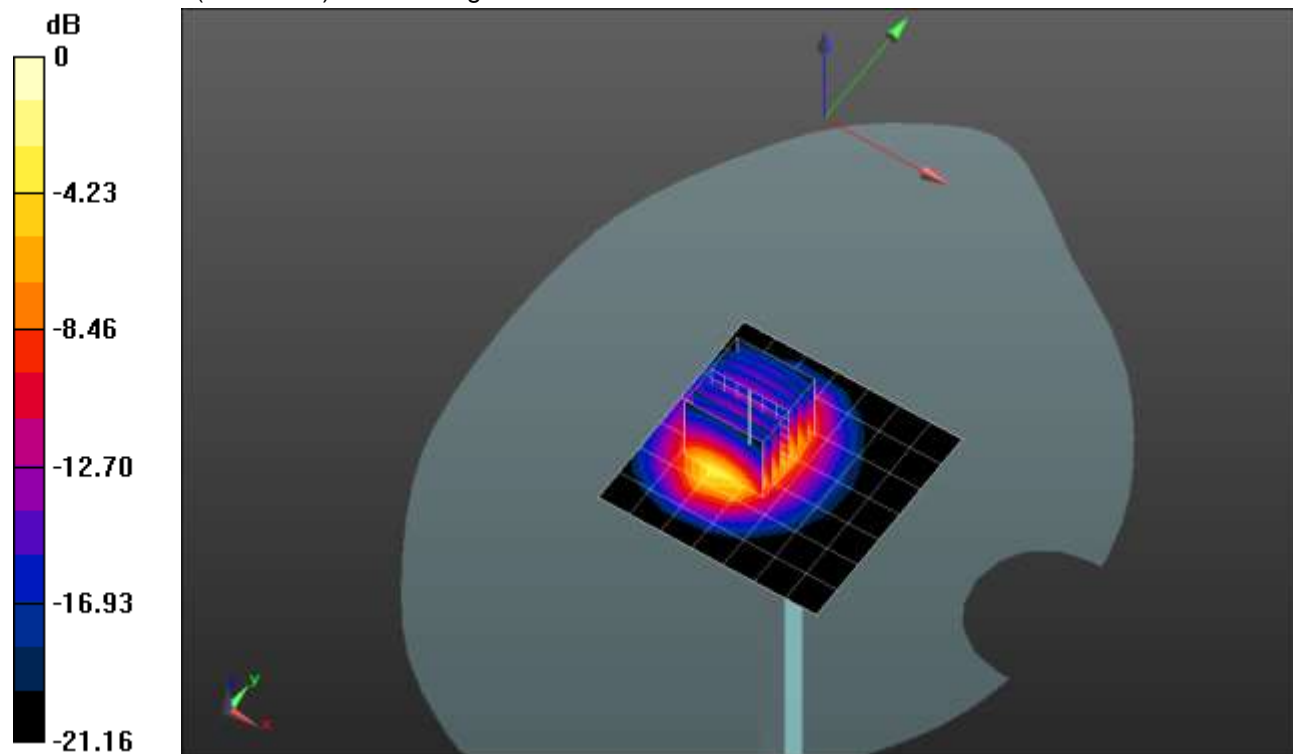
Frequency: 2300 MHz; Duty Cycle: 1:1; Room Ambient Temperature: 24.0°C; Liquid Temperature: 23.0°C
 Medium parameters used: $f = 2300 \text{ MHz}$; $\sigma = 1.647 \text{ S/m}$; $\epsilon_r = 38.215$; $\rho = 1000 \text{ kg/m}^3$

DASY5 Configuration:

- Area Scan Setting: Find Secondary Maximum Within: 2.0 dB and with a peak SAR value greater than 0.0012W/kg
- Electronics: DAE4 Sn1547; Calibrated: 4/19/2021
- Probe: EX3DV4 - SN7482; ConvF(7.52, 7.52, 7.52) @ 2300 MHz; Calibrated: 4/26/2021
- Sensor-Surface: 2.5mm (Mechanical Surface Detection (Locations From Previous Scan Used)), Sensor-Surface: 2.5mm (Mechanical Surface Detection)
- Phantom: SAM (B); Type: QD000P40CD; Serial: 1632

Head/Pin=100 mW/Area Scan 2 (8x8x1): Measurement grid: dx=12mm, dy=12mm
 Maximum value of SAR (measured) = 6.24 W/kg

Head/Pin=100 mW/Zoom Scan (7x7x7)/Cube 0: Measurement grid: dx=5mm, dy=5mm, dz=5mm
 Reference Value = 33.02 V/m; Power Drift = 0.14 dB
 Peak SAR (extrapolated) = 10.8 W/kg
SAR(1 g) = 5.29 W/kg; SAR(10 g) = 2.51 W/kg
 Smallest distance from peaks to all points 3 dB below = 9.8 mm
 Ratio of SAR at M2 to SAR at M1 = 49.8%
 Maximum value of SAR (measured) = 7.41 W/kg



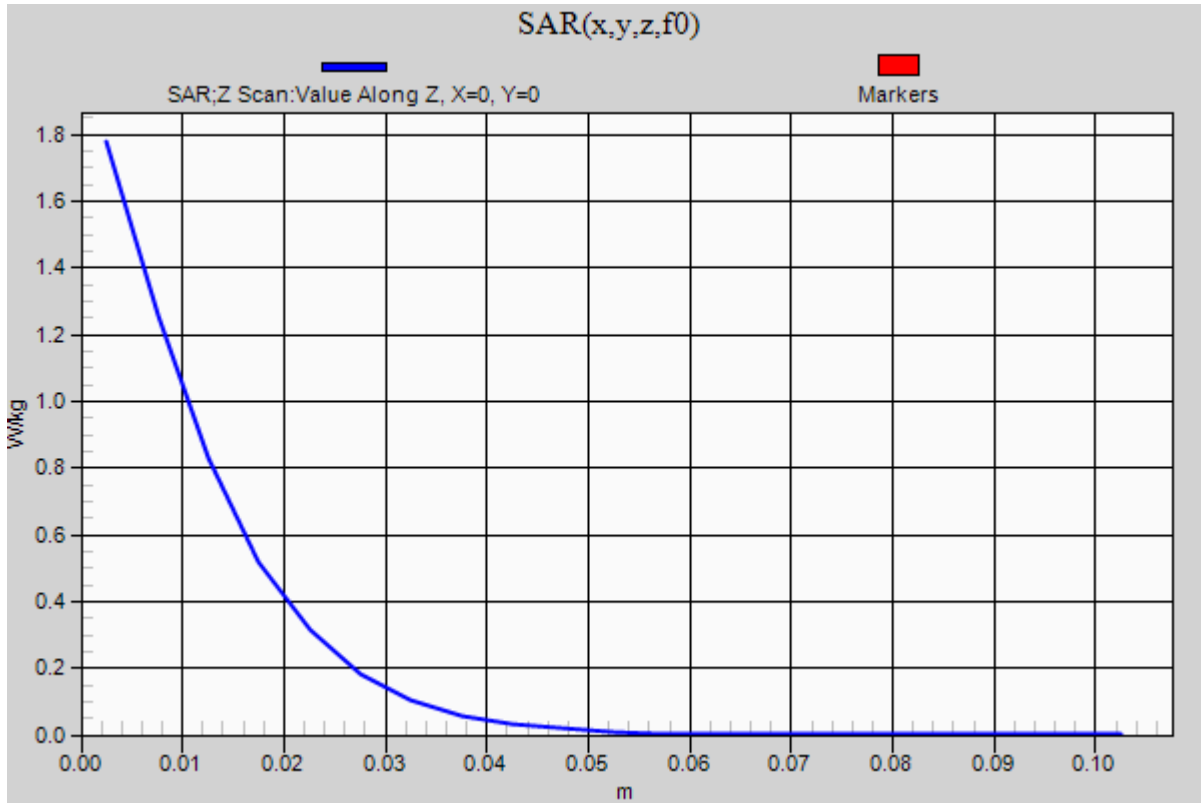
0 dB = 7.41 W/kg = 8.70 dBW/kg

20210726_SystemPerformanceCheck-D2300V2 SN 1002

Frequency: 2300 MHz; Duty Cycle: 1:1

Head/Pin=100 mW/Z Scan (1x1x21): Measurement grid: dx=20mm, dy=20mm, dz=5mm

Maximum value of SAR (measured) = 1.78 W/kg



20210706_SystemPerformanceCheck-D2450V2 SN 706

Frequency: 2450 MHz; Duty Cycle: 1:1; Room Ambient Temperature: 24.0°C; Liquid Temperature: 23.0°C

Medium parameters used: $f = 2450$ MHz; $\sigma = 1.877$ S/m; $\epsilon_r = 40.271$; $\rho = 1000$ kg/m³

DASY5 Configuration:

- Area Scan Setting: Find Secondary Maximum Within: 2.0 dB and with a peak SAR value greater than 0.0012W/kg
- Electronics: DAE4 Sn1540; Calibrated: 1/27/2021
- Probe: EX3DV4 - SN7500; ConvF(7.69, 7.69, 7.69) @ 2450 MHz; Calibrated: 3/18/2021
- Sensor-Surface: 2.5mm (Mechanical Surface Detection (Locations From Previous Scan Used)), Sensor-Surface: 2.5mm (Mechanical Surface Detection)
- Phantom: Twin-SAM V5.0 (30deg probe tilt); Type: QD 000 P40 CD; Serial: 1831

Head/Pin=100 mW/Area Scan (8x8x1): Measurement grid: dx=12mm, dy=12mm

Maximum value of SAR (measured) = 6.56 W/kg

Head/Pin=100 mW/Zoom Scan (7x7x7)/Cube 0: Measurement grid: dx=5mm, dy=5mm, dz=5mm

Reference Value = 65.47 V/m; Power Drift = 0.03 dB

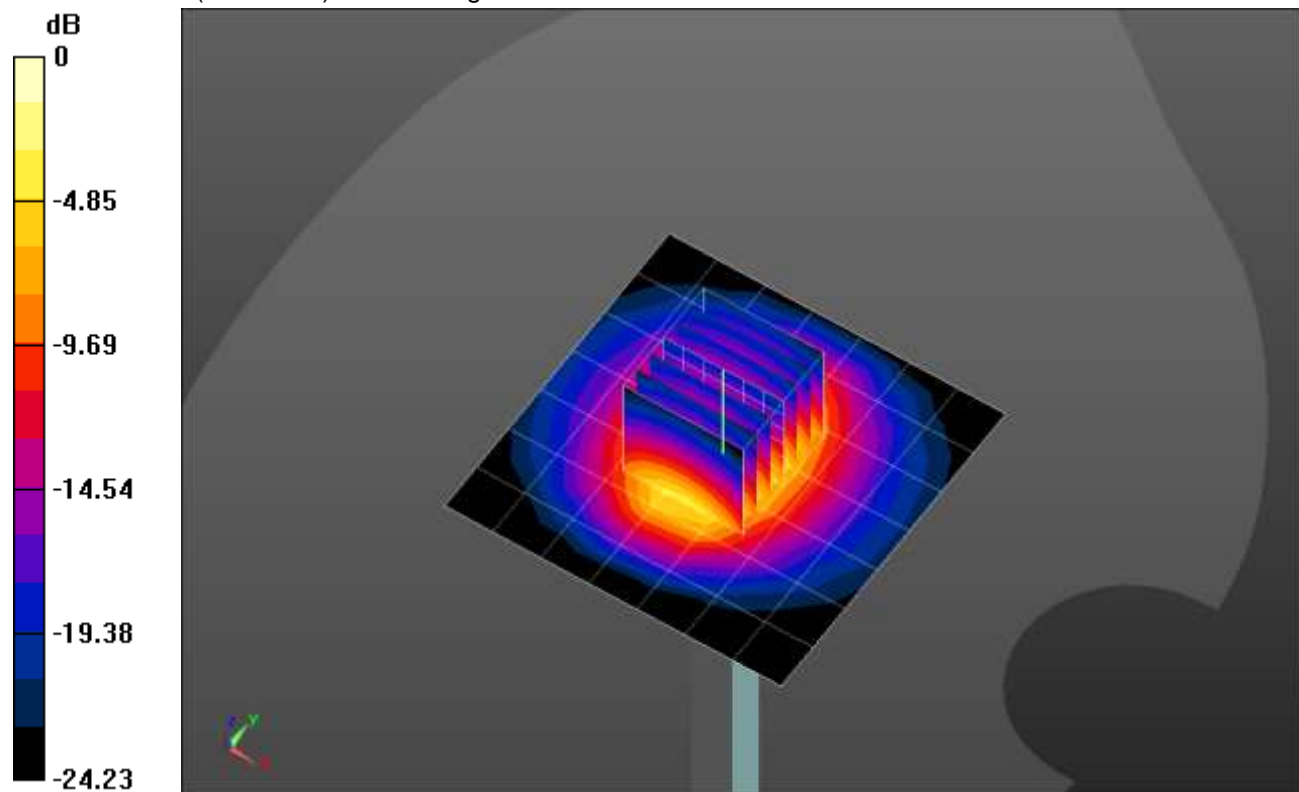
Peak SAR (extrapolated) = 12.7 W/kg

SAR(1 g) = 5.74 W/kg; SAR(10 g) = 2.58 W/kg

Smallest distance from peaks to all points 3 dB below = 10 mm

Ratio of SAR at M2 to SAR at M1 = 45.3%

Maximum value of SAR (measured) = 8.25 W/kg

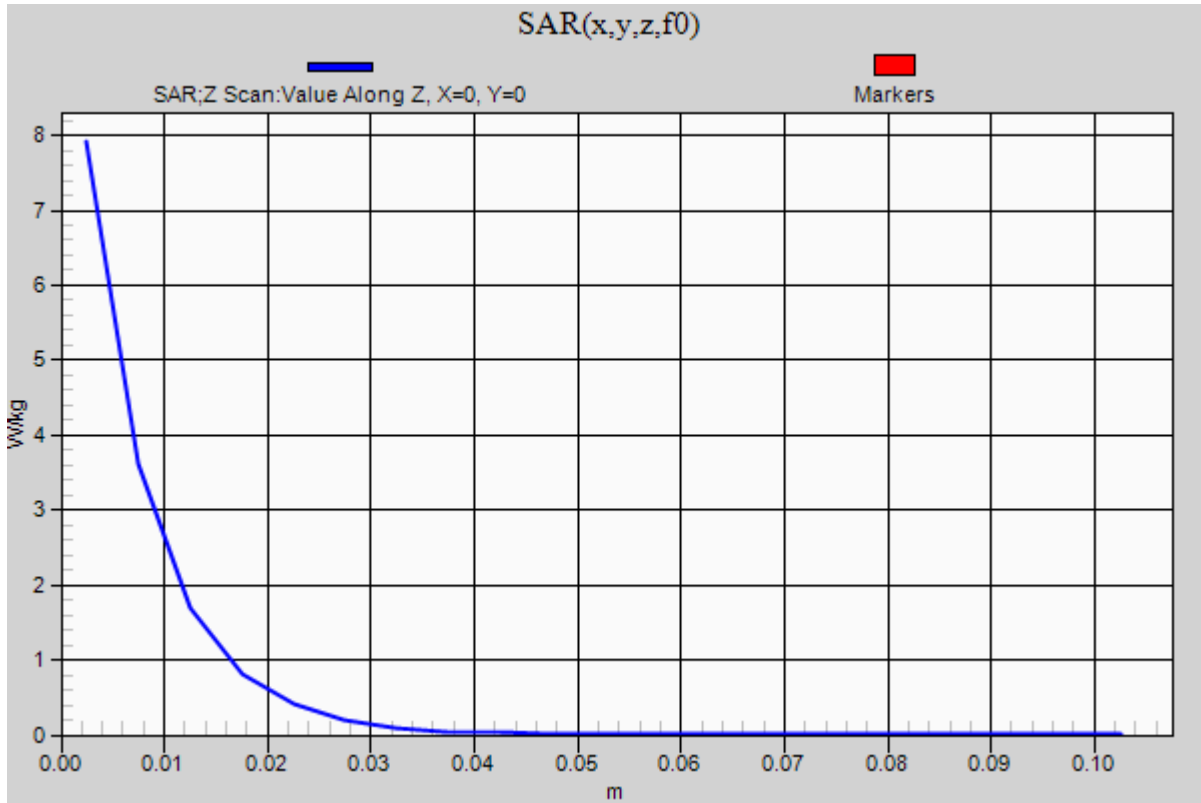


0 dB = 8.25 W/kg = 9.16 dBW/kg

20210706_SystemPerformanceCheck-D2450V2 SN 706

Frequency: 2450 MHz; Duty Cycle: 1:1

Head/Pin=100 mW/Z Scan (1x1x21): Measurement grid: dx=20mm, dy=20mm, dz=5mm
Maximum value of SAR (measured) = 7.91 W/kg



07222021_SystemPerformanceCheck-D2450V2 SN 899

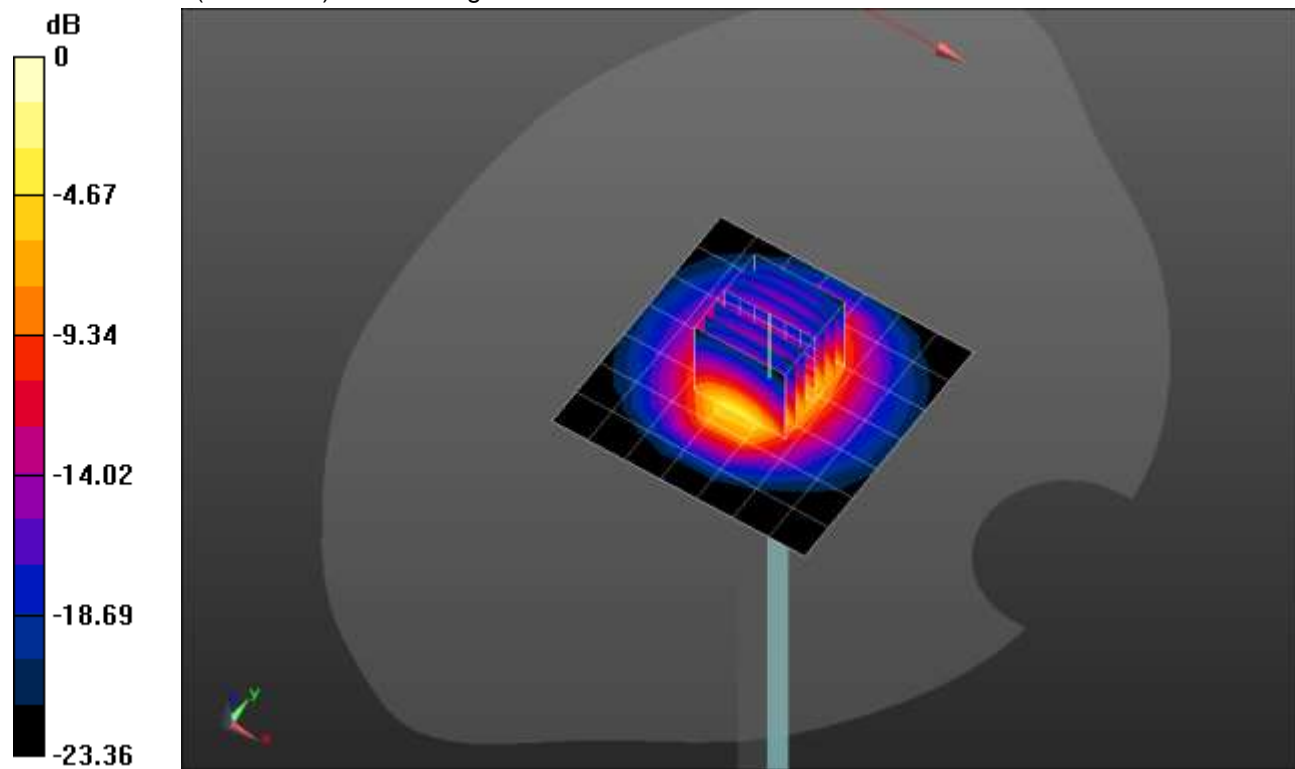
Frequency: 2450 MHz; Duty Cycle: 1:1; Room Ambient Temperature: 24.0°C; Liquid Temperature: 23.0°C
Medium parameters used: $f = 2450$ MHz; $\sigma = 1.88$ S/m; $\epsilon_r = 39.914$; $\rho = 1000$ kg/m³

DASY5 Configuration:

- Area Scan Setting: Find Secondary Maximum Within: 2.0 dB and with a peak SAR value greater than 0.0012W/kg
- Electronics: DAE4 Sn1540; Calibrated: 1/27/2021
- Probe: EX3DV4 - SN7500; ConvF(7.69, 7.69, 7.69) @ 2450 MHz; Calibrated: 3/18/2021
- Sensor-Surface: 2.5mm (Mechanical Surface Detection (Locations From Previous Scan Used)), Sensor-Surface: 2.5mm (Mechanical Surface Detection)
- Phantom: Twin-SAM V5.0 (30deg probe tilt); Type: QD 000 P40 CD; Serial: 1831

Head/Pin=100 mW/Area Scan (8x8x1): Measurement grid: dx=12mm, dy=12mm
Maximum value of SAR (measured) = 6.31 W/kg

Head/Pin=100 mW/Zoom Scan (7x7x7)/Cube 0: Measurement grid: dx=5mm, dy=5mm, dz=5mm
Reference Value = 64.38 V/m; Power Drift = -0.04 dB
Peak SAR (extrapolated) = 12.0 W/kg
SAR(1 g) = 5.57 W/kg; SAR(10 g) = 2.55 W/kg
Smallest distance from peaks to all points 3 dB below = 10 mm
Ratio of SAR at M2 to SAR at M1 = 46.9%
Maximum value of SAR (measured) = 7.96 W/kg



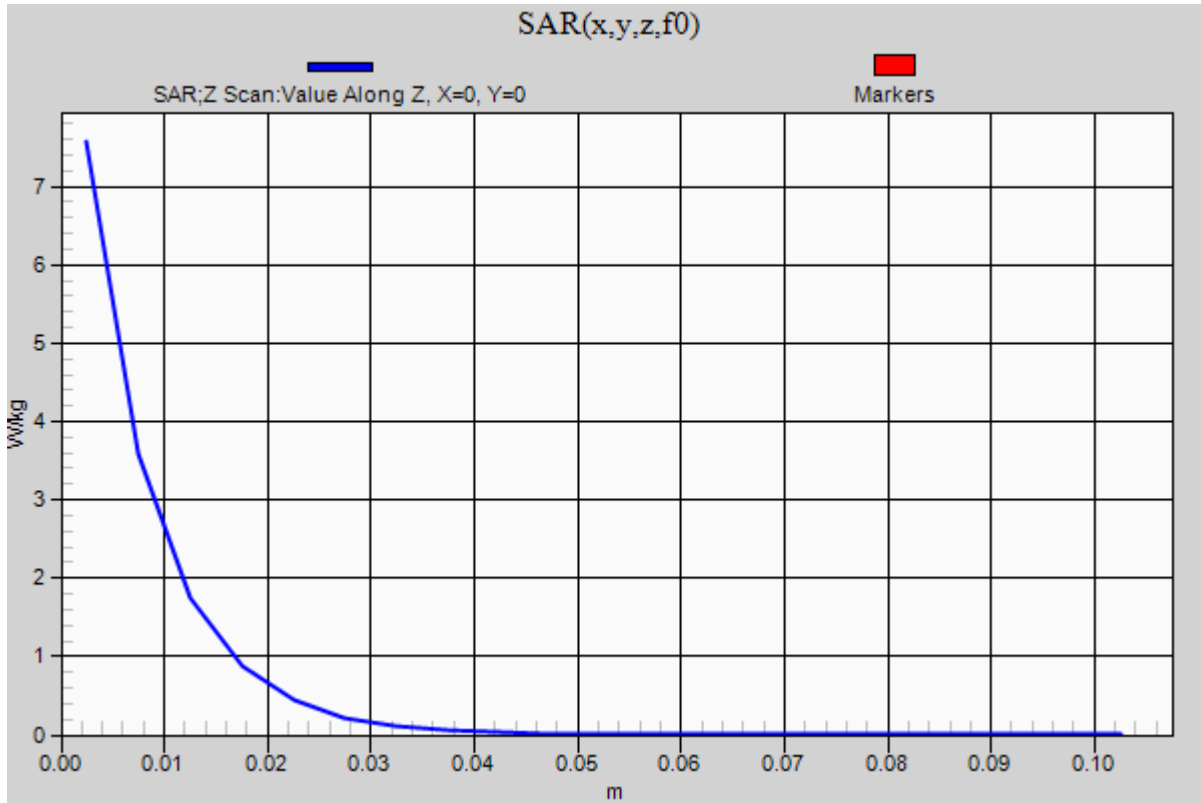
0 dB = 7.96 W/kg = 9.01 dBW/kg

07222021_SystemPerformanceCheck-D2450V2 SN 899

Frequency: 2450 MHz; Duty Cycle: 1:1

Head/Pin=100 mW/Z Scan (1x1x21): Measurement grid: dx=20mm, dy=20mm, dz=5mm

Maximum value of SAR (measured) = 7.57 W/kg



20210613_SystemPerformanceCheck-D5GHzV2 SN 1003

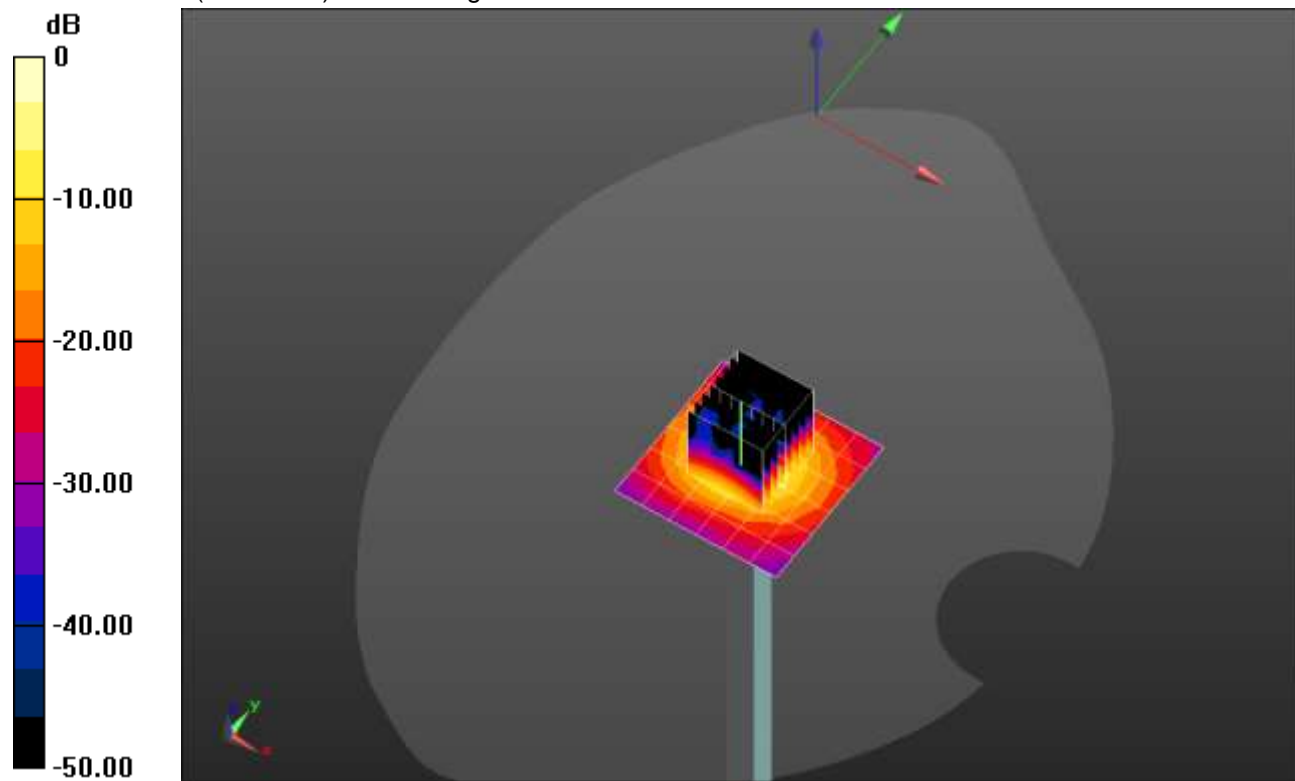
Frequency: 5600 MHz; Duty Cycle: 1:1; Room Ambient Temperature: 24.0°C; Liquid Temperature: 23.0°C
 Medium parameters used: $f = 5600 \text{ MHz}$; $\sigma = 4.856 \text{ S/m}$; $\epsilon_r = 34.888$; $\rho = 1000 \text{ kg/m}^3$

DASY5 Configuration:

- Area Scan Setting: Find Secondary Maximum Within: 2.0 dB and with a peak SAR value greater than 0.0012W/kg
- Electronics: DAE4 Sn1433; Calibrated: 2/24/2021
- Probe: EX3DV4 - SN7356; ConvF(5.04, 5.04, 5.04) @ 5600 MHz; Calibrated: 3/19/2021
- Sensor-Surface: 1.4mm (Mechanical Surface Detection)
- Phantom: Twin-SAM V5.0 (20deg probe tilt); Type: QD 000 P40 CD; Serial: 1740

Head/5.6 GHz, Pin=100mW/Area Scan (7x7x1): Measurement grid: dx=10mm, dy=10mm
 Maximum value of SAR (measured) = 15.3 W/kg

Head/5.6 GHz, Pin=100mW/Zoom Scan (8x8x8)/Cube 0: Measurement grid: dx=4mm, dy=4mm, dz=1.4mm
 Reference Value = 49.94 V/m; Power Drift = 0.05 dB
 Peak SAR (extrapolated) = 40.2 W/kg
SAR(1 g) = 9.24 W/kg; SAR(10 g) = 2.59 W/kg
 Smallest distance from peaks to all points 3 dB below = 7.2 mm
 Ratio of SAR at M2 to SAR at M1 = 62.9%
 Maximum value of SAR (measured) = 22.5 W/kg

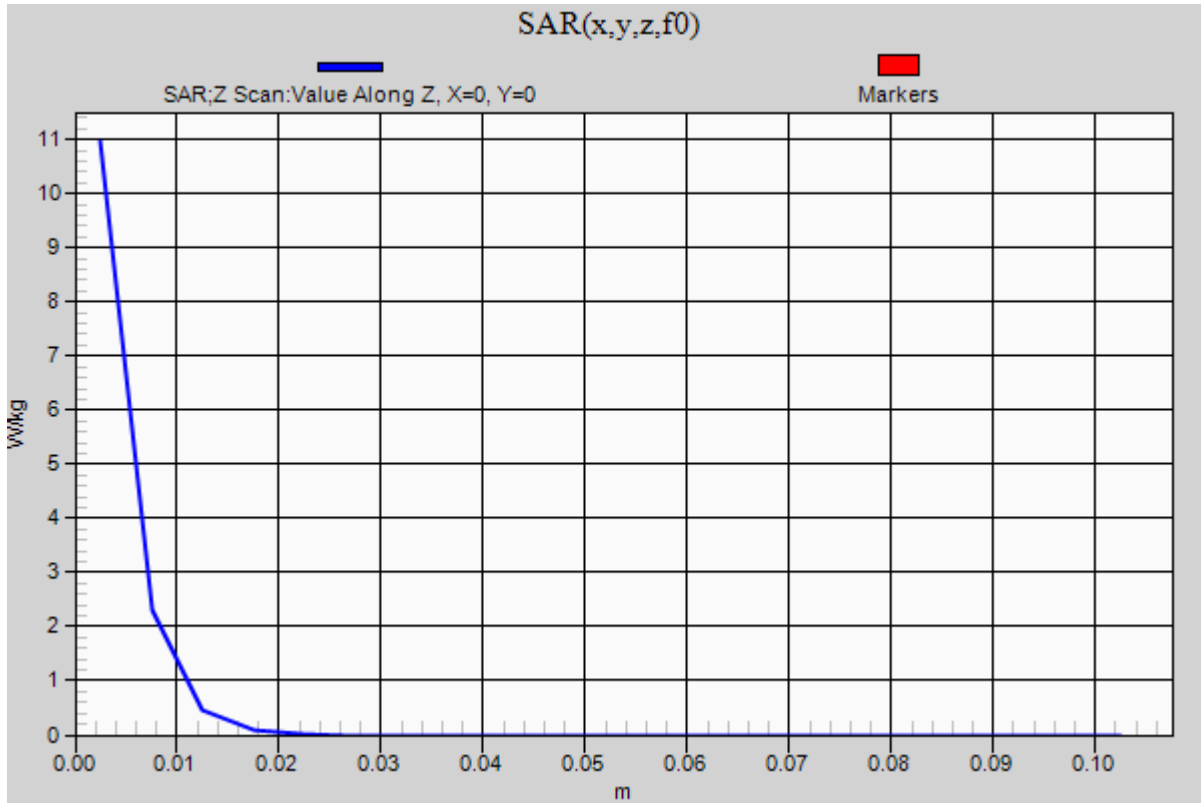


0 dB = 22.5 W/kg = 13.52 dBW/kg

20210613_SystemPerformanceCheck-D5GHzV2 SN 1003

Frequency: 5600 MHz; Duty Cycle: 1:1

Head/5.6 GHz, Pin=100mW/Z Scan (1x1x21): Measurement grid: dx=20mm, dy=20mm, dz=5mm
Maximum value of SAR (measured) = 11.0 W/kg



20210717_SystemPerformanceCheck-D5GHzV2 SN 1168

Frequency: 5250 MHz; Duty Cycle: 1:1; Room Ambient Temperature: 24.0°C; Liquid Temperature: 23.0°C
 Medium parameters used: $f = 5250 \text{ MHz}$; $\sigma = 4.877 \text{ S/m}$; $\epsilon_r = 37.592$; $\rho = 1000 \text{ kg/m}^3$

DASY5 Configuration:

- Area Scan Setting: Find Secondary Maximum Within: 2.0 dB and with a peak SAR value greater than 0.0012W/kg
- Electronics: DAE4 Sn1433; Calibrated: 2/24/2021
- Probe: EX3DV4 - SN7356; ConvF(5.54, 5.54, 5.54) @ 5250 MHz; Calibrated: 3/19/2021
- Sensor-Surface: 1.4mm (Mechanical Surface Detection)
- Phantom: Twin-SAM V5.0 (20deg probe tilt); Type: SAM;

Head/5.25 GHz, Pin=100mW/Area Scan (7x7x1): Measurement grid: dx=10mm, dy=10mm
 Maximum value of SAR (measured) = 16.5 W/kg

Head/5.25 GHz, Pin=100mW/Zoom Scan (8x8x7)/Cube 0: Measurement grid: dx=4mm, dy=4mm, dz=1.4mm

Reference Value = 52.65 V/m; Power Drift = -0.14 dB

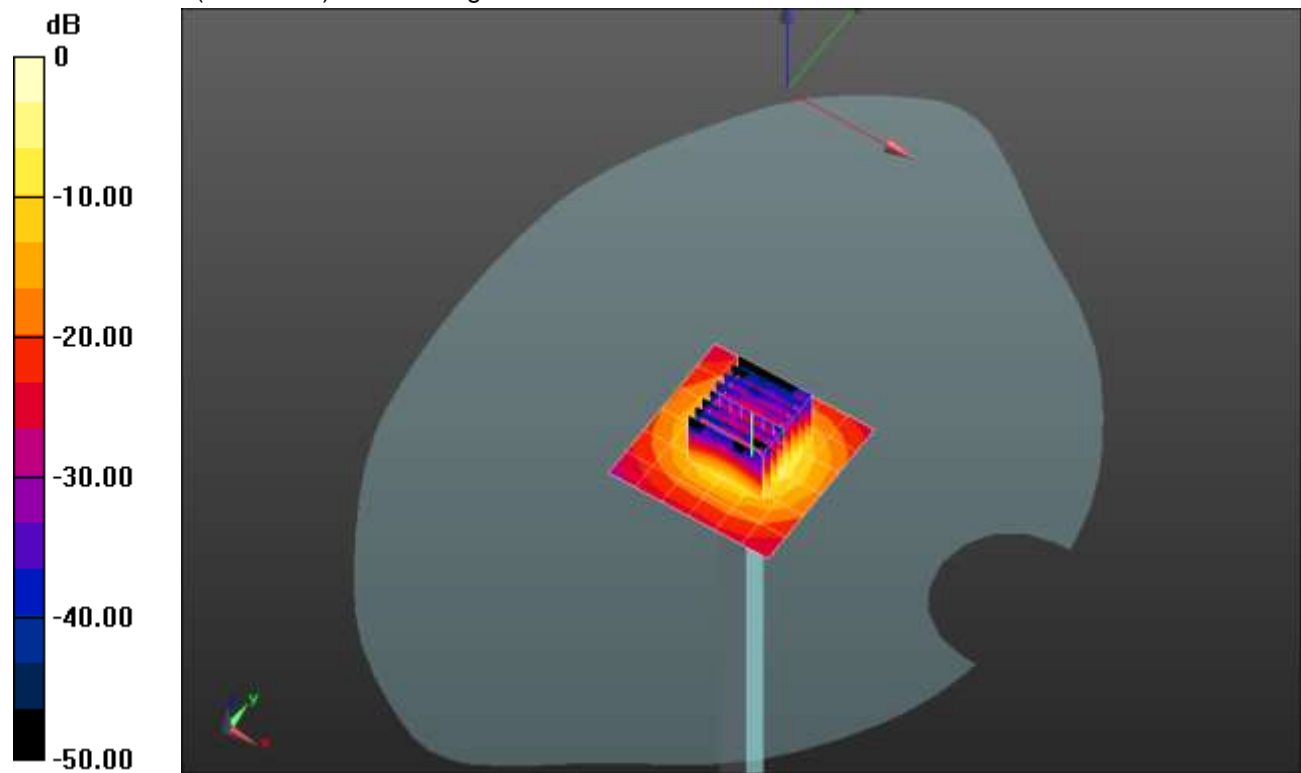
Peak SAR (extrapolated) = 30.4 W/kg

SAR(1 g) = 7.5 W/kg; SAR(10 g) = 2.12 W/kg

Smallest distance from peaks to all points 3 dB below = 7.2 mm

Ratio of SAR at M2 to SAR at M1 = 64.9%

Maximum value of SAR (measured) = 17.5 W/kg

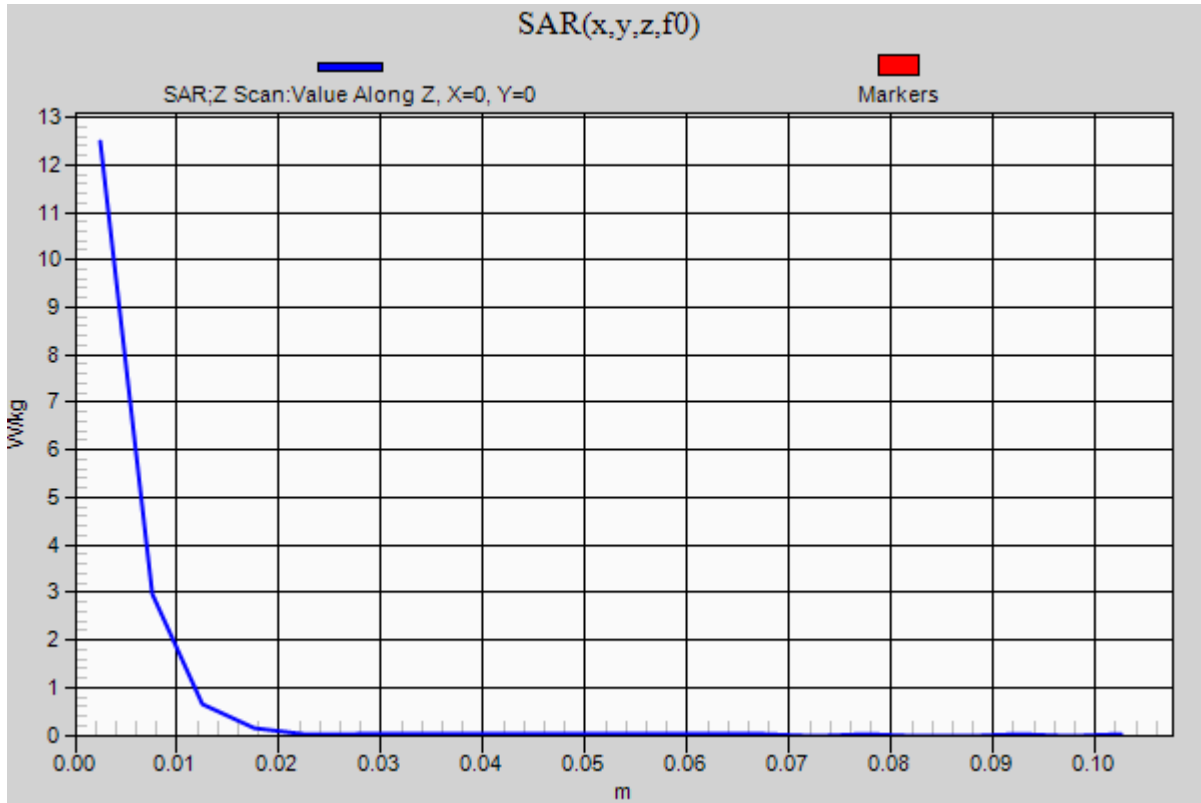


0 dB = 17.5 W/kg = 12.43 dBW/kg

20210717_SystemPerformanceCheck-D5GHzV2 SN 1168

Frequency: 5250 MHz; Duty Cycle: 1:1

Head/5.25 GHz, Pin=100mW/Z Scan (1x1x21): Measurement grid: dx=20mm, dy=20mm, dz=5mm
Maximum value of SAR (measured) = 12.5 W/kg



06302021_SystemPerformanceCheck-D5GHzV2 SN 1003

Frequency: 5600 MHz; Duty Cycle: 1:1; Room Ambient Temperature: 24.0°C; Liquid Temperature: 23.0°C
 Medium parameters used: $f = 5600$ MHz; $\sigma = 4.937$ S/m; $\epsilon_r = 36.915$; $\rho = 1000$ kg/m³

DASY5 Configuration:

- Area Scan Setting: Find Secondary Maximum Within: 2.0 dB and with a peak SAR value greater than 0.0012W/kg
- Electronics: DAE4 Sn1258; Calibrated: 3/18/2021
- Probe: EX3DV4 - SN3902; ConvF(4.85, 4.85, 4.85) @ 5600 MHz; Calibrated: 3/18/2021
- Sensor-Surface: 1.4mm (Mechanical Surface Detection)
- Phantom: Twin-SAM V5.0 (20deg probe tilt); Type: SAM;

Head/5.6 GHz, Pin=100mW/Area Scan (7x7x1): Measurement grid: dx=10mm, dy=10mm

Maximum value of SAR (measured) = 20.4 W/kg

Head/5.6 GHz, Pin=100mW/Zoom Scan (8x8x8)/Cube 0: Measurement grid: dx=4mm, dy=4mm,

dz=1.4mm

Reference Value = 57.38 V/m; Power Drift = -0.19 dB

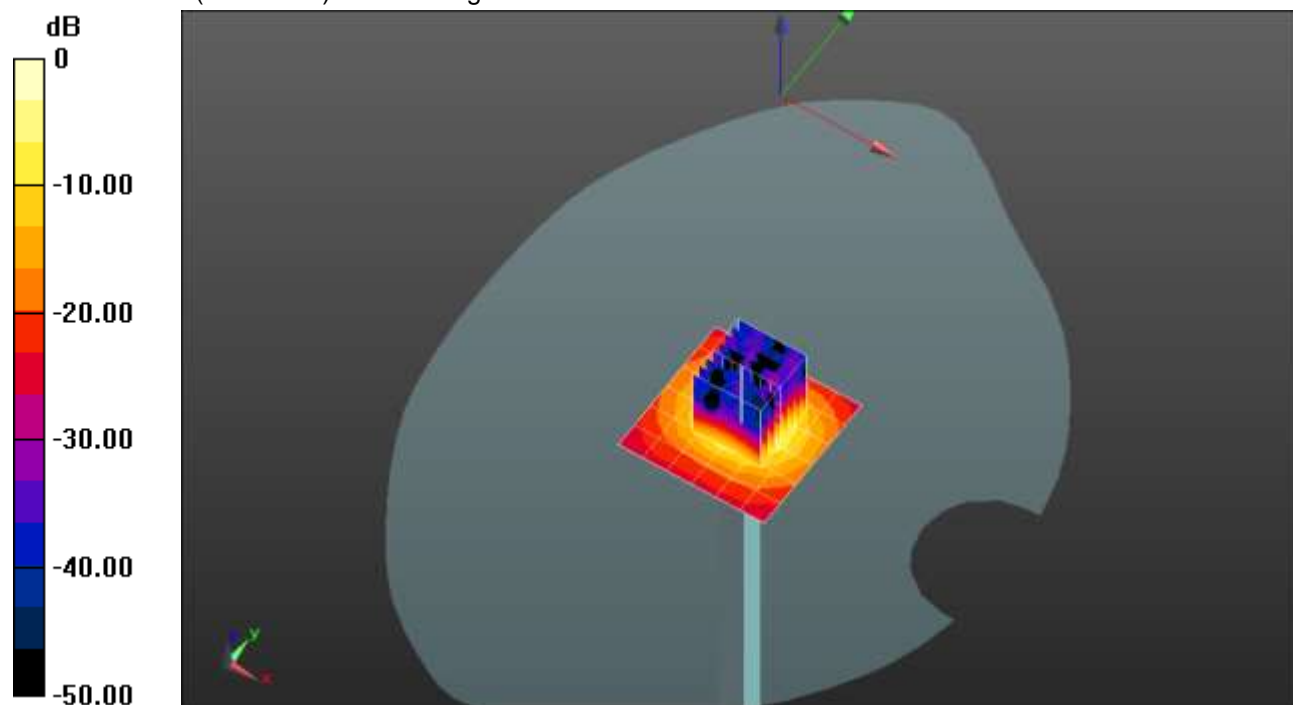
Peak SAR (extrapolated) = 38.3 W/kg

SAR(1 g) = 9.26 W/kg; SAR(10 g) = 2.66 W/kg

Smallest distance from peaks to all points 3 dB below = 7.2 mm

Ratio of SAR at M2 to SAR at M1 = 64.4%

Maximum value of SAR (measured) = 21.8 W/kg

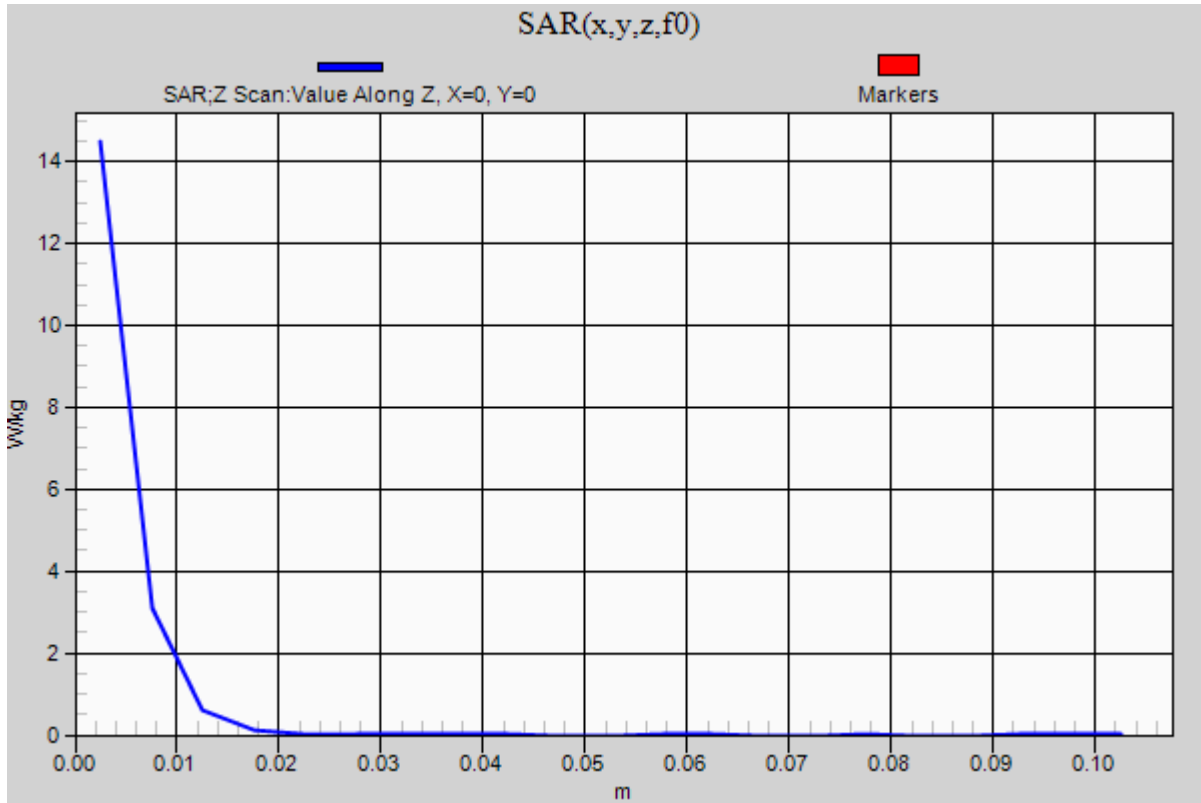


0 dB = 21.8 W/kg = 13.38 dBW/kg

06302021_SystemPerformanceCheck-D5GHzV2 SN 1003

Frequency: 5600 MHz; Duty Cycle: 1:1

Head/5.6 GHz, Pin=100mW/Z Scan (1x1x21): Measurement grid: dx=20mm, dy=20mm, dz=5mm
Maximum value of SAR (measured) = 14.5 W/kg



06302021_SystemPerformanceCheck-D2450V2 SN 899

Frequency: 2450 MHz; Duty Cycle: 1:1; Room Ambient Temperature: 24.0°C; Liquid Temperature: 23.0°C
 Medium parameters used: $f = 2450 \text{ MHz}$; $\sigma = 1.876 \text{ S/m}$; $\epsilon_r = 40.324$; $\rho = 1000 \text{ kg/m}^3$

DASY5 Configuration:

- Area Scan Setting: Find Secondary Maximum Within: 2.0 dB and with a peak SAR value greater than 0.0012W/kg
- Electronics: DAE4 Sn1258; Calibrated: 3/18/2021
- Probe: EX3DV4 - SN3902; ConvF(7.82, 7.82, 7.82) @ 2450 MHz; Calibrated: 3/18/2021
- Sensor-Surface: 2.5mm (Mechanical Surface Detection)
- Phantom: Twin-SAM V5.0 (30deg probe tilt); Type: QD 000 P40 CD; Serial: 1831

Head/Pin=100 mW/Area Scan (8x8x1): Measurement grid: dx=12mm, dy=12mm

Maximum value of SAR (measured) = 6.69 W/kg

Head/Pin=100 mW/Zoom Scan (7x7x7)/Cube 0: Measurement grid: dx=5mm, dy=5mm, dz=5mm

Reference Value = 62.78 V/m; Power Drift = -0.15 dB

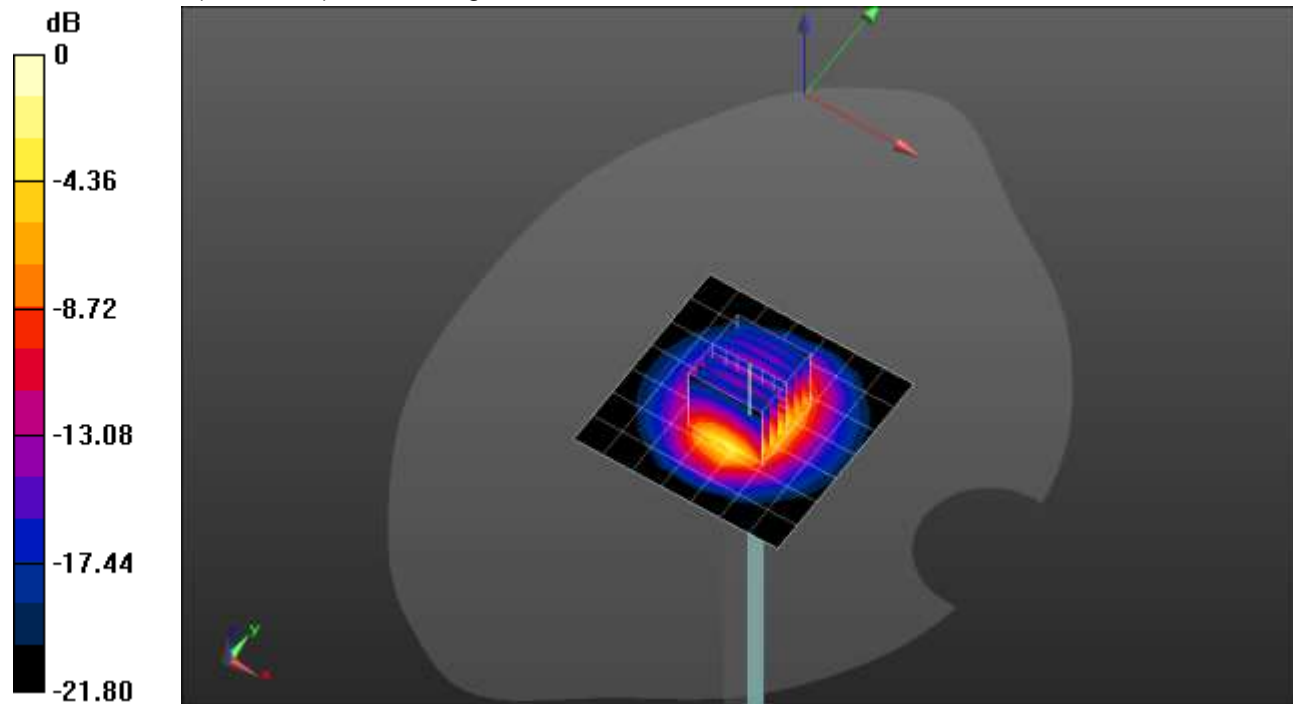
Peak SAR (extrapolated) = 11.3 W/kg

SAR(1 g) = 5.46 W/kg; SAR(10 g) = 2.56 W/kg

Smallest distance from peaks to all points 3 dB below = 9.8 mm

Ratio of SAR at M2 to SAR at M1 = 49.2%

Maximum value of SAR (measured) = 7.73 W/kg



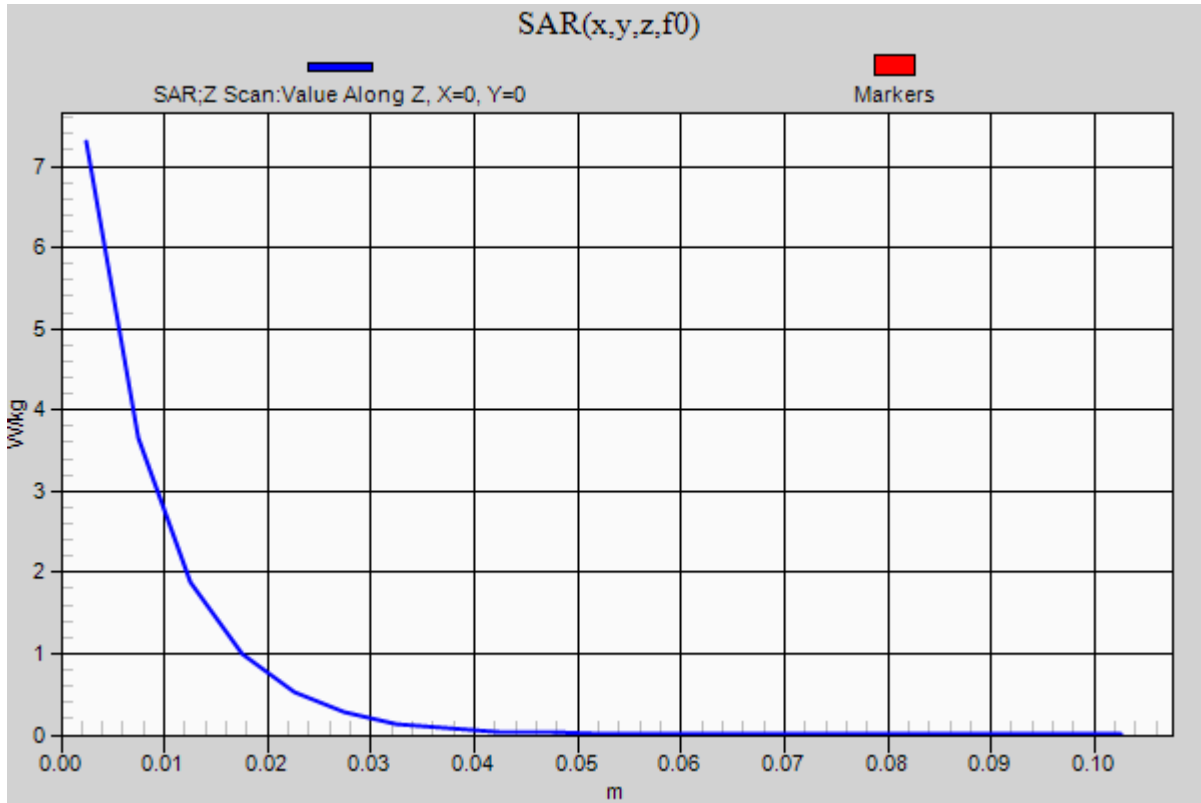
0 dB = 7.73 W/kg = 8.88 dBW/kg

06302021_SystemPerformanceCheck-D2450V2 SN 899

Frequency: 2450 MHz; Duty Cycle: 1:1

Head/Pin=100 mW/Z Scan (1x1x21): Measurement grid: dx=20mm, dy=20mm, dz=5mm

Maximum value of SAR (measured) = 7.30 W/kg



07252021_SystemPerformanceCheck-D5GHzV2 SN 1168

Frequency: 5600 MHz; Duty Cycle: 1:1; Room Ambient Temperature: 24.0°C; Liquid Temperature: 23.0°C
 Medium parameters used: $f = 5600$ MHz; $\sigma = 4.903$ S/m; $\epsilon_r = 35.732$; $\rho = 1000$ kg/m³

DASY5 Configuration:

- Area Scan Setting: Find Secondary Maximum Within: 2.0 dB and with a peak SAR value greater than 0.0012W/kg
- Electronics: DAE4 Sn1258; Calibrated: 3/18/2021
- Probe: EX3DV4 - SN3902; ConvF(4.85, 4.85, 4.85) @ 5600 MHz; Calibrated: 3/18/2021
- Sensor-Surface: 1.4mm (Mechanical Surface Detection)
- Phantom: Twin-SAM V5.0 (30deg probe tilt); Type: QD 000 P40 CD; Serial: 1740

Head/5.6 GHz, Pin=100mW/Area Scan (7x7x1): Measurement grid: dx=10mm, dy=10mm

Maximum value of SAR (measured) = 16.5 W/kg

Head/5.6 GHz, Pin=100mW/Zoom Scan (8x8x8)/Cube 0: Measurement grid: dx=4mm, dy=4mm,

dz=1.4mm

Reference Value = 51.67 V/m; Power Drift = 0.08 dB

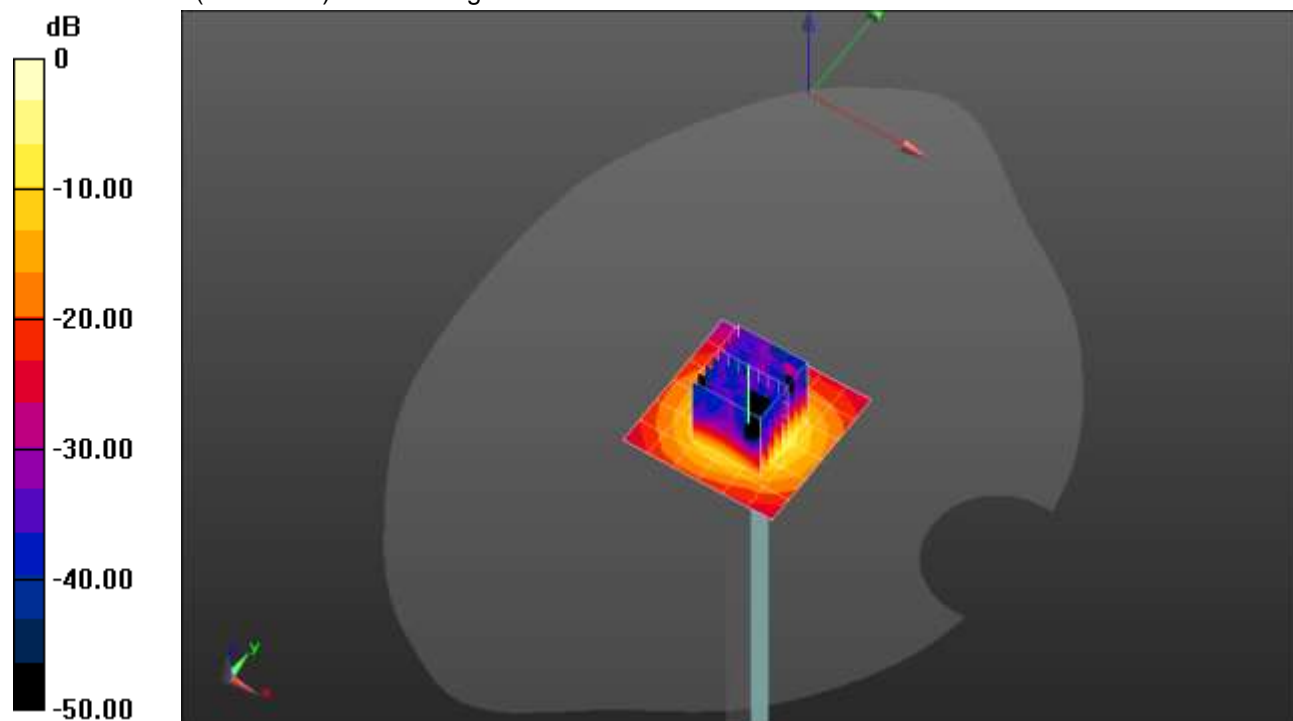
Peak SAR (extrapolated) = 33.6 W/kg

SAR(1 g) = 7.93 W/kg; SAR(10 g) = 2.25 W/kg

Smallest distance from peaks to all points 3 dB below = 7.2 mm

Ratio of SAR at M2 to SAR at M1 = 62.8%

Maximum value of SAR (measured) = 20.4 W/kg

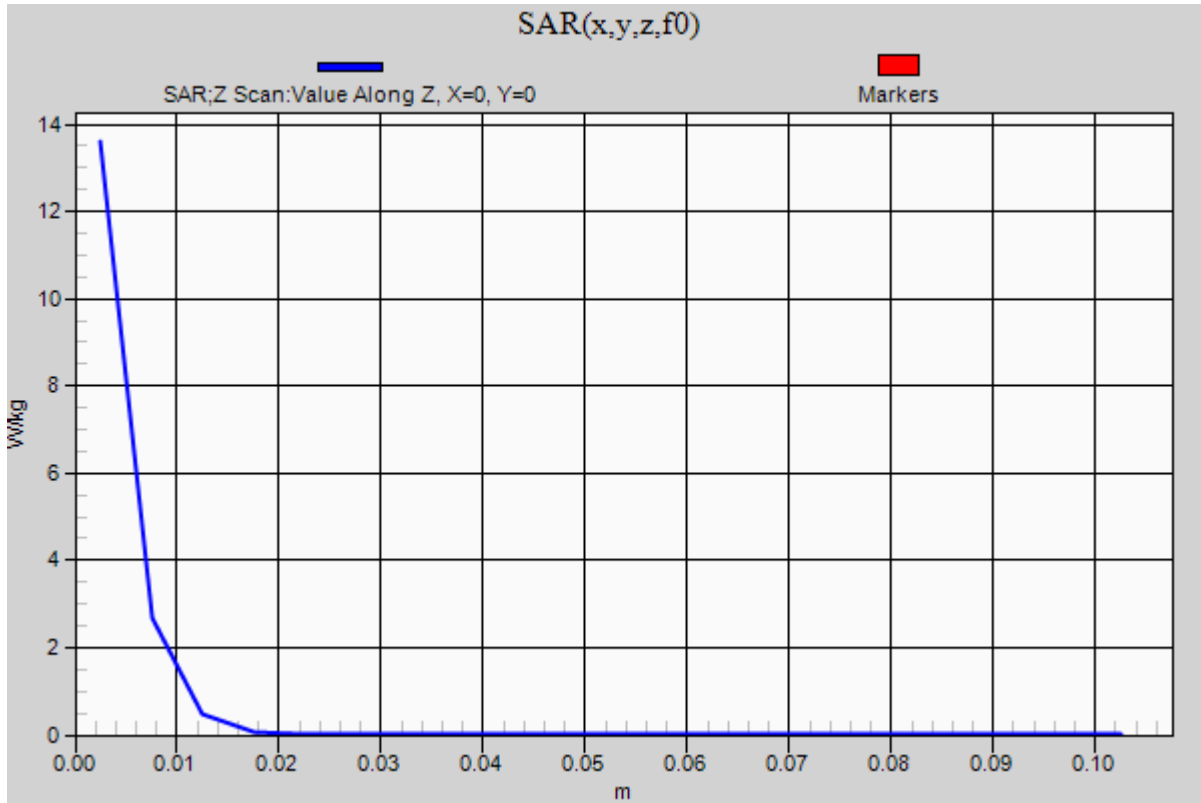


0 dB = 20.4 W/kg = 13.10 dBW/kg

07252021_SystemPerformanceCheck-D5GHzV2 SN 1168

Frequency: 5600 MHz; Duty Cycle: 1:1

Head/5.6 GHz, Pin=100mW/Z Scan (1x1x21): Measurement grid: dx=20mm, dy=20mm, dz=5mm
Maximum value of SAR (measured) = 13.6 W/kg



20210611_SystemPerformanceCheck-D2450V2 SN 748

Frequency: 2450 MHz; Duty Cycle: 1:1; Room Ambient Temperature: 24.0°C; Liquid Temperature: 23.0°C
 Medium parameters used: $f = 2450 \text{ MHz}$; $\sigma = 1.841 \text{ S/m}$; $\epsilon_r = 38.891$; $\rho = 1000 \text{ kg/m}^3$

DASY5 Configuration:

- Area Scan Setting: Find Secondary Maximum Within: 2.0 dB and with a peak SAR value greater than 0.0012W/kg
- Electronics: DAE4 Sn1544; Calibrated: 1/27/2021
- Probe: EX3DV4 - SN7501; ConvF(7.91, 7.91, 7.91) @ 2450 MHz; Calibrated: 3/18/2021
- Sensor-Surface: 2.5mm (Mechanical Surface Detection)
- Phantom: Twin-SAM V5.0 (30deg probe tilt); Type: QD 000 P40 CD; Serial: 1831

Head/Pin=100 mW/Area Scan (8x8x1): Measurement grid: dx=12mm, dy=12mm

Maximum value of SAR (measured) = 6.71 W/kg

Head/Pin=100 mW/Zoom Scan (7x7x7)/Cube 0: Measurement grid: dx=5mm, dy=5mm, dz=5mm

Reference Value = 60.97 V/m; Power Drift = 0.15 dB

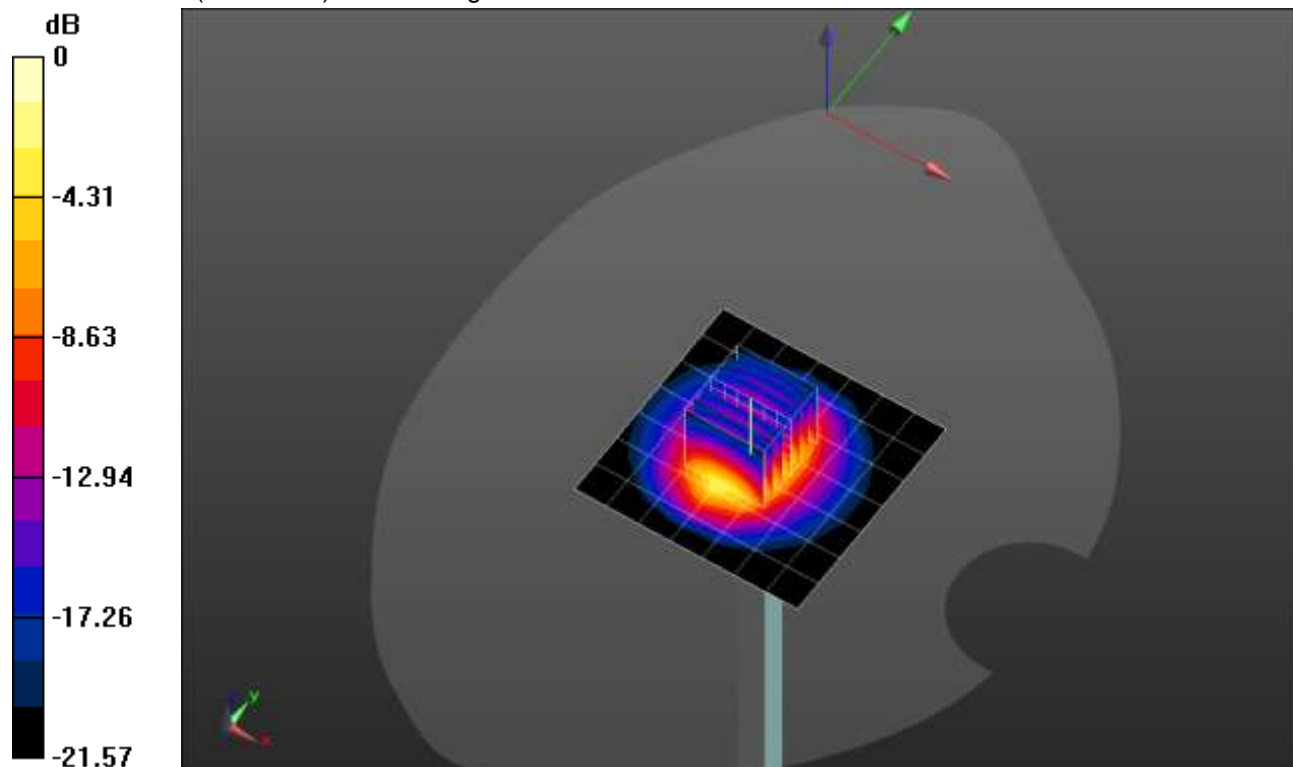
Peak SAR (extrapolated) = 10.8 W/kg

SAR(1 g) = 5.27 W/kg; SAR(10 g) = 2.46 W/kg

Smallest distance from peaks to all points 3 dB below = 9.8 mm

Ratio of SAR at M2 to SAR at M1 = 49.4%

Maximum value of SAR (measured) = 7.49 W/kg

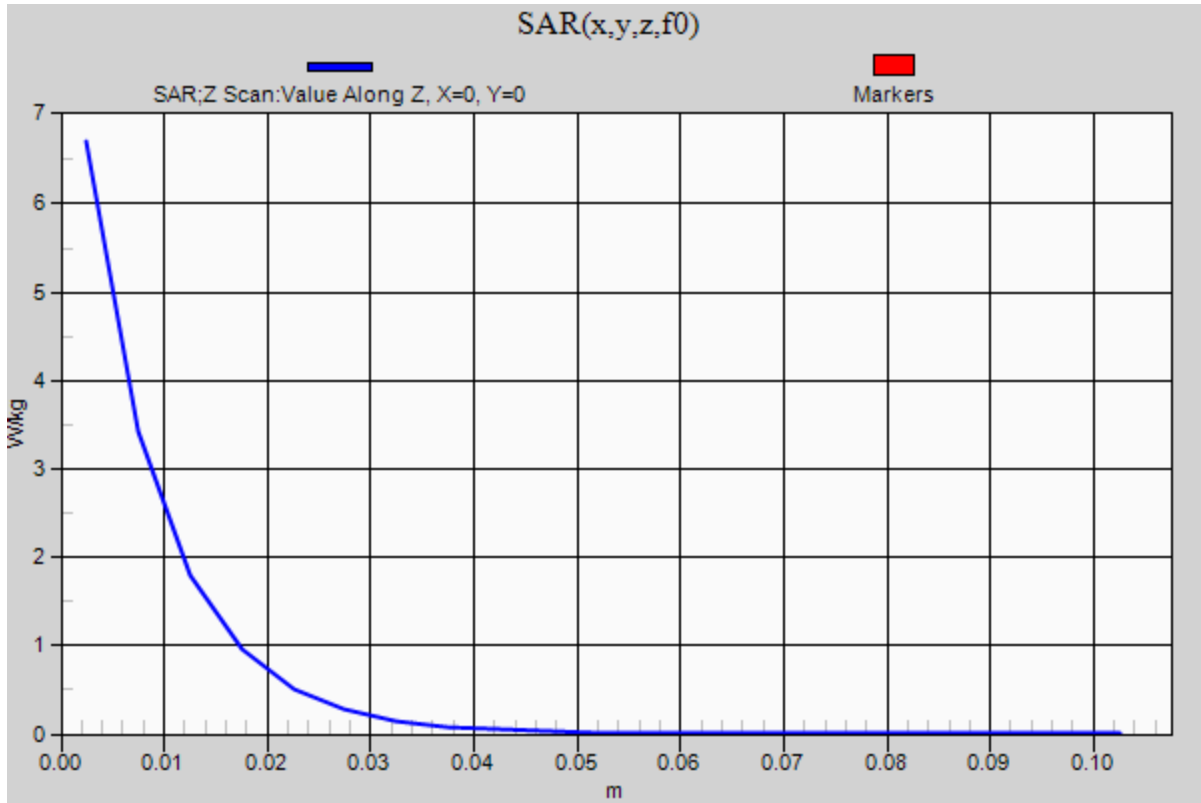


0 dB = 7.49 W/kg = 8.74 dBW/kg

20210611_SystemPerformanceCheck-D2450V2 SN 748

Frequency: 2450 MHz; Duty Cycle: 1:1

Head/Pin=100 mW/Z Scan (1x1x21): Measurement grid: dx=20mm, dy=20mm, dz=5mm
Maximum value of SAR (measured) = 6.71 W/kg



20210615_SystemPerformanceCheck-D5GHzV2 SN 1003

Frequency: 5600 MHz; Duty Cycle: 1:1; Room Ambient Temperature: 24.0°C; Liquid Temperature: 23.0°C
 Medium parameters used: $f = 5600$ MHz; $\sigma = 4.981$ S/m; $\epsilon_r = 34.171$; $\rho = 1000$ kg/m³

DASY5 Configuration:

- Area Scan Setting: Find Secondary Maximum Within: 2.0 dB and with a peak SAR value greater than 0.0012W/kg
- Electronics: DAE4 Sn1544; Calibrated: 1/27/2021
- Probe: EX3DV4 - SN7501; ConvF(4.75, 4.75, 4.75) @ 5600 MHz; Calibrated: 3/18/2021
- Sensor-Surface: 1.4mm (Mechanical Surface Detection)
- Phantom: Twin-SAM V5.0 (30deg probe tilt); Type: QD 000 P40 CD; Serial: 1831

Head/5.6 GHz, Pin=100mW /Area Scan (7x7x1): Measurement grid: dx=10mm, dy=10mm
 Maximum value of SAR (measured) = 20.8 W/kg

Head/5.6 GHz, Pin=100mW /Zoom Scan (8x8x8)/Cube 0: Measurement grid: dx=4mm, dy=4mm, dz=1.4mm

Reference Value = 57.99 V/m; Power Drift = 0.10 dB

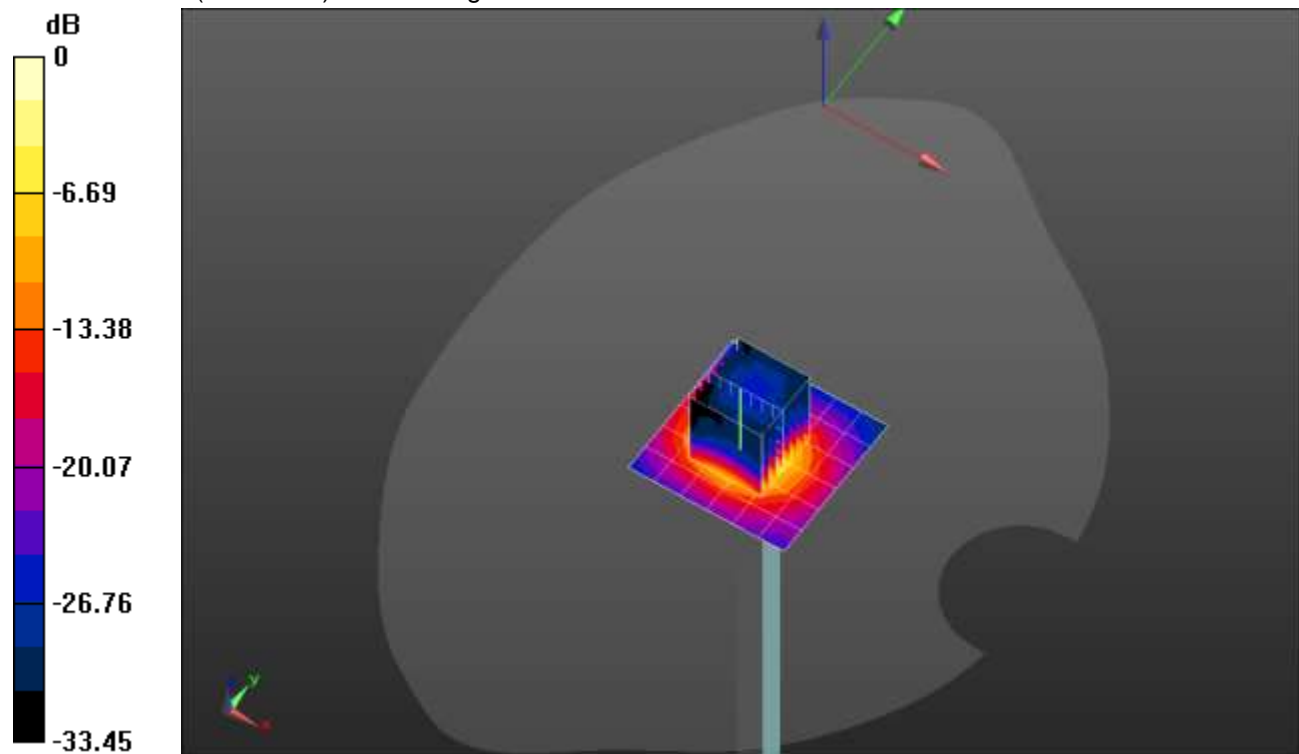
Peak SAR (extrapolated) = 39.1 W/kg

SAR(1 g) = 9.28 W/kg; SAR(10 g) = 2.66 W/kg

Smallest distance from peaks to all points 3 dB below = 7.2 mm

Ratio of SAR at M2 to SAR at M1 = 63.7%

Maximum value of SAR (measured) = 21.6 W/kg

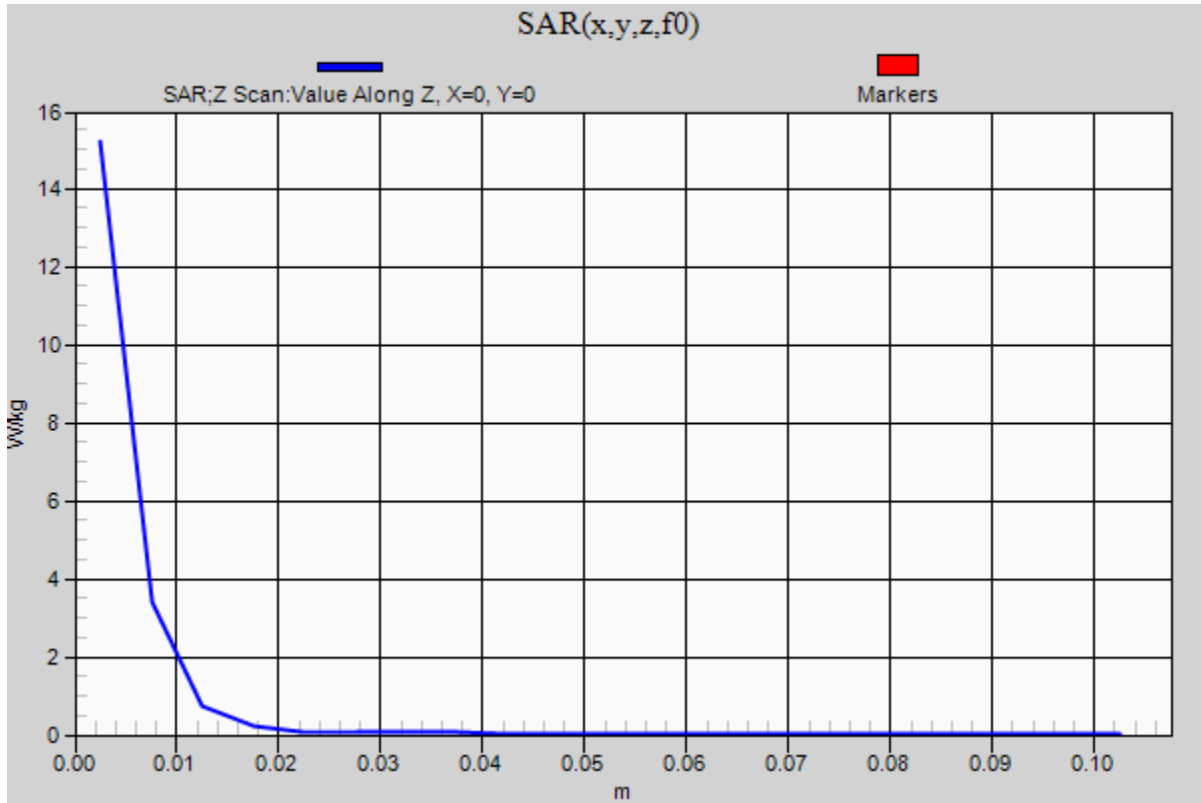


0 dB = 21.6 W/kg = 13.34 dBW/kg

20210615_SystemPerformanceCheck-D5GHzV2 SN 1003

Frequency: 5600 MHz; Duty Cycle: 1:1

Head/5.6 GHz, Pin=100mW /Z Scan (1x1x21): Measurement grid: dx=20mm, dy=20mm, dz=5mm
Maximum value of SAR (measured) = 15.2 W/kg



20210714_SystemPerformanceCheck-D5GHzV2 SN 1168

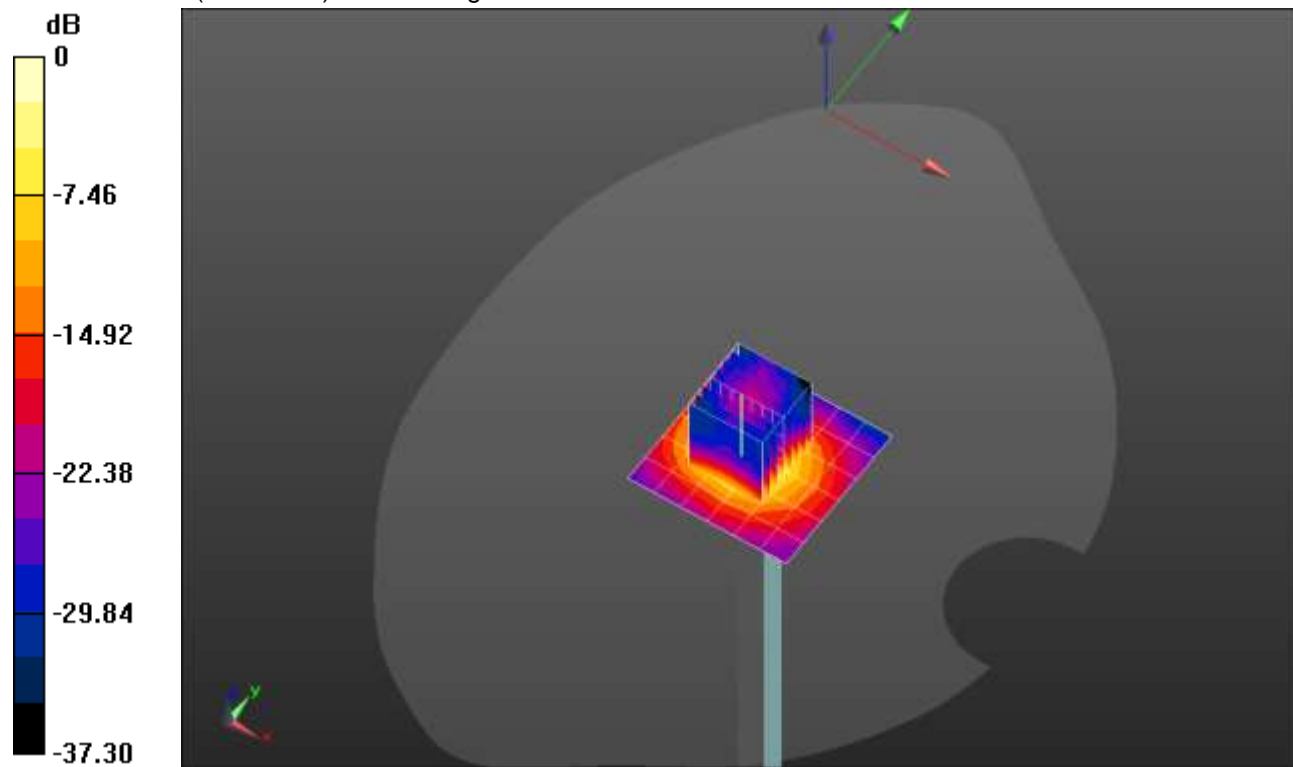
Frequency: 5750 MHz; Duty Cycle: 1:1; Room Ambient Temperature: 24.0°C; Liquid Temperature: 23.0°C
 Medium parameters used: $f = 5750 \text{ MHz}$; $\sigma = 5.137 \text{ S/m}$; $\epsilon_r = 34.993$; $\rho = 1000 \text{ kg/m}^3$

DASY5 Configuration:

- Area Scan Setting: Find Secondary Maximum Within: 2.0 dB and with a peak SAR value greater than 0.0012W/kg
- Electronics: DAE4 Sn1544; Calibrated: 1/27/2021
- Probe: EX3DV4 - SN7501; ConvF(5.15, 5.15, 5.15) @ 5750 MHz; Calibrated: 3/18/2021
- Sensor-Surface: 1.4mm (Mechanical Surface Detection)
- Phantom: Twin-SAM V5.0 (30deg probe tilt); Type: QD 000 P40 CD; Serial: 1831

Head/5.75 GHz, Pin=100mW/Area Scan (7x7x1): Measurement grid: dx=10mm, dy=10mm
 Maximum value of SAR (measured) = 15.5 W/kg

Head/5.75 GHz, Pin=100mW/Zoom Scan (8x8x8)/Cube 0: Measurement grid: dx=4mm, dy=4mm, dz=1.4mm
 Reference Value = 46.17 V/m; Power Drift = 0.04 dB
 Peak SAR (extrapolated) = 28.5 W/kg
SAR(1 g) = 7.09 W/kg; SAR(10 g) = 2.08 W/kg
 Smallest distance from peaks to all points 3 dB below = 7.2 mm
 Ratio of SAR at M2 to SAR at M1 = 65.2%
 Maximum value of SAR (measured) = 16.6 W/kg

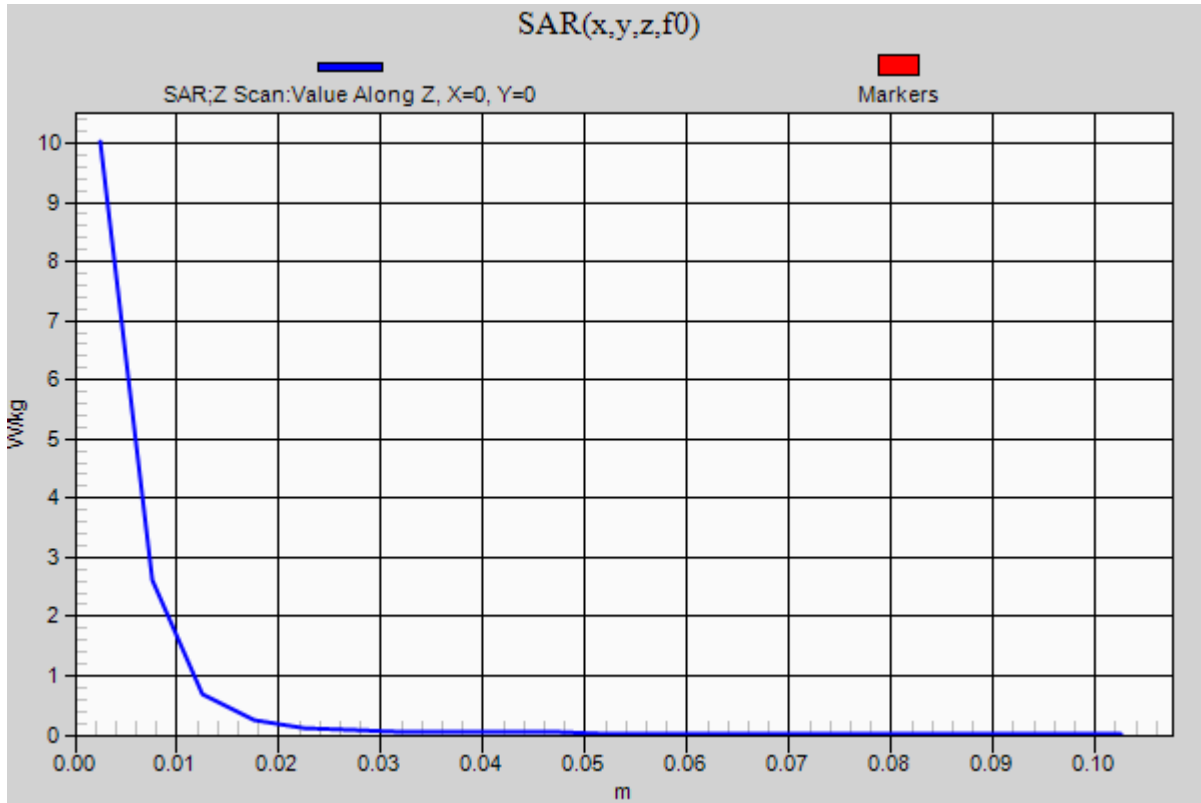


0 dB = 16.6 W/kg = 12.20 dBW/kg

20210714_SystemPerformanceCheck-D5GHzV2 SN 1168

Frequency: 5750 MHz; Duty Cycle: 1:1

Head/5.75 GHz, Pin=100mW/Z Scan (1x1x21): Measurement grid: dx=20mm, dy=20mm, dz=5mm
Maximum value of SAR (measured) = 10.0 W/kg



20210716_SystemPerformanceCheck-D2450V2 SN 706

Frequency: 2450 MHz; Duty Cycle: 1:1; Room Ambient Temperature: 24.0°C; Liquid Temperature: 23.0°C
 Medium parameters used: $f = 2450 \text{ MHz}$; $\sigma = 1.845 \text{ S/m}$; $\epsilon_r = 38.81$; $\rho = 1000 \text{ kg/m}^3$

DASY5 Configuration:

- Area Scan Setting: Find Secondary Maximum Within: 2.0 dB and with a peak SAR value greater than 0.0012W/kg
- Electronics: DAE4 Sn1544; Calibrated: 1/27/2021
- Probe: EX3DV4 - SN7501; ConvF(7.91, 7.91, 7.91) @ 2450 MHz; Calibrated: 3/18/2021
- Sensor-Surface: 2.5mm (Mechanical Surface Detection)
- Phantom: Twin-SAM V5.0 (20deg probe tilt); Type: QD000P40CD; Serial: 1629

Head/Pin=100 mW/Area Scan (8x8x1): Measurement grid: dx=12mm, dy=12mm

Maximum value of SAR (measured) = 7.31 W/kg

Head/Pin=100 mW/Zoom Scan (7x7x7)/Cube 0: Measurement grid: dx=5mm, dy=5mm, dz=5mm

Reference Value = 52.10 V/m; Power Drift = 0.18 dB

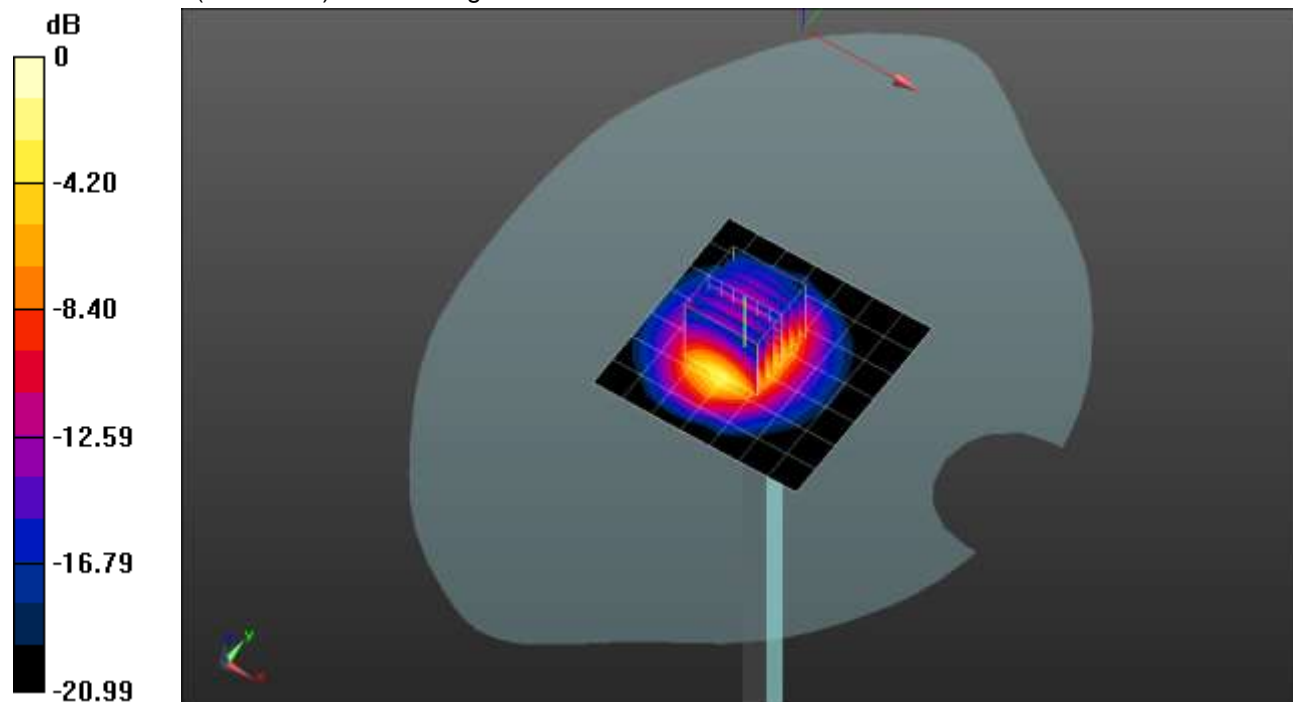
Peak SAR (extrapolated) = 10.9 W/kg

SAR(1 g) = 5.6 W/kg; SAR(10 g) = 2.69 W/kg

Smallest distance from peaks to all points 3 dB below = 10 mm

Ratio of SAR at M2 to SAR at M1 = 52.3%

Maximum value of SAR (measured) = 7.85 W/kg



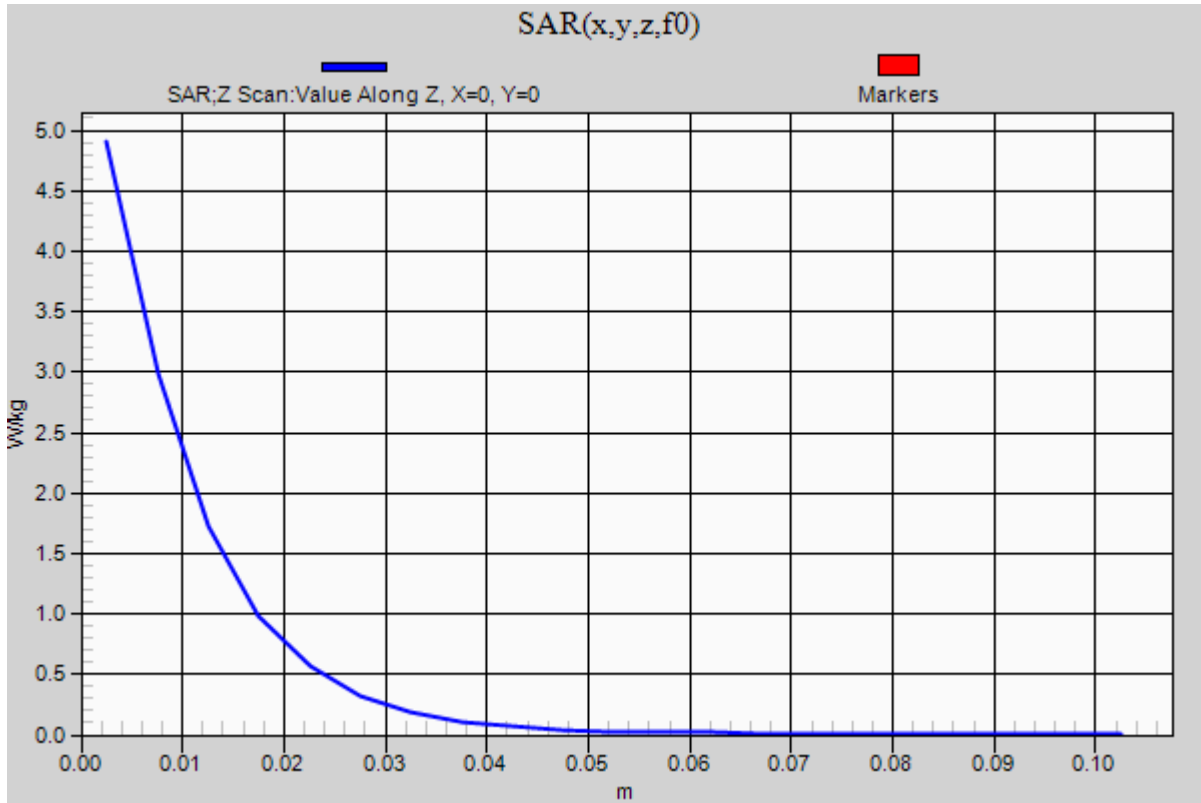
0 dB = 7.85 W/kg = 8.95 dBW/kg

20210716_SystemPerformanceCheck-D2450V2 SN 706

Frequency: 2450 MHz; Duty Cycle: 1:1

Head/Pin=100 mW/Z Scan (1x1x21): Measurement grid: dx=20mm, dy=20mm, dz=5mm

Maximum value of SAR (measured) = 4.90 W/kg



20210724_SystemPerformanceCheck-D2450V2 SN 899

Frequency: 2450 MHz; Duty Cycle: 1:1; Room Ambient Temperature: 24.0°C; Liquid Temperature: 23.0°C
 Medium parameters used: $f = 2450 \text{ MHz}$; $\sigma = 1.8 \text{ S/m}$; $\epsilon_r = 38.125$; $\rho = 1000 \text{ kg/m}^3$

DASY5 Configuration:

- Area Scan Setting: Find Secondary Maximum Within: 2.0 dB and with a peak SAR value greater than 0.0012W/kg
- Electronics: DAE4 Sn1544; Calibrated: 1/27/2021
- Probe: EX3DV4 - SN7501; ConvF(7.91, 7.91, 7.91) @ 2450 MHz; Calibrated: 3/18/2021
- Sensor-Surface: 2.5mm (Mechanical Surface Detection)
- Phantom: Twin-SAM V5.0 (30deg probe tilt); Type: QD 000 P40 CD; Serial: 1831

Head/Pin=100 mW/Area Scan (8x8x1): Measurement grid: dx=12mm, dy=12mm

Maximum value of SAR (measured) = 6.93 W/kg

Head/Pin=100 mW/Zoom Scan (7x7x7)/Cube 0: Measurement grid: dx=5mm, dy=5mm, dz=5mm

Reference Value = 58.83 V/m; Power Drift = 0.10 dB

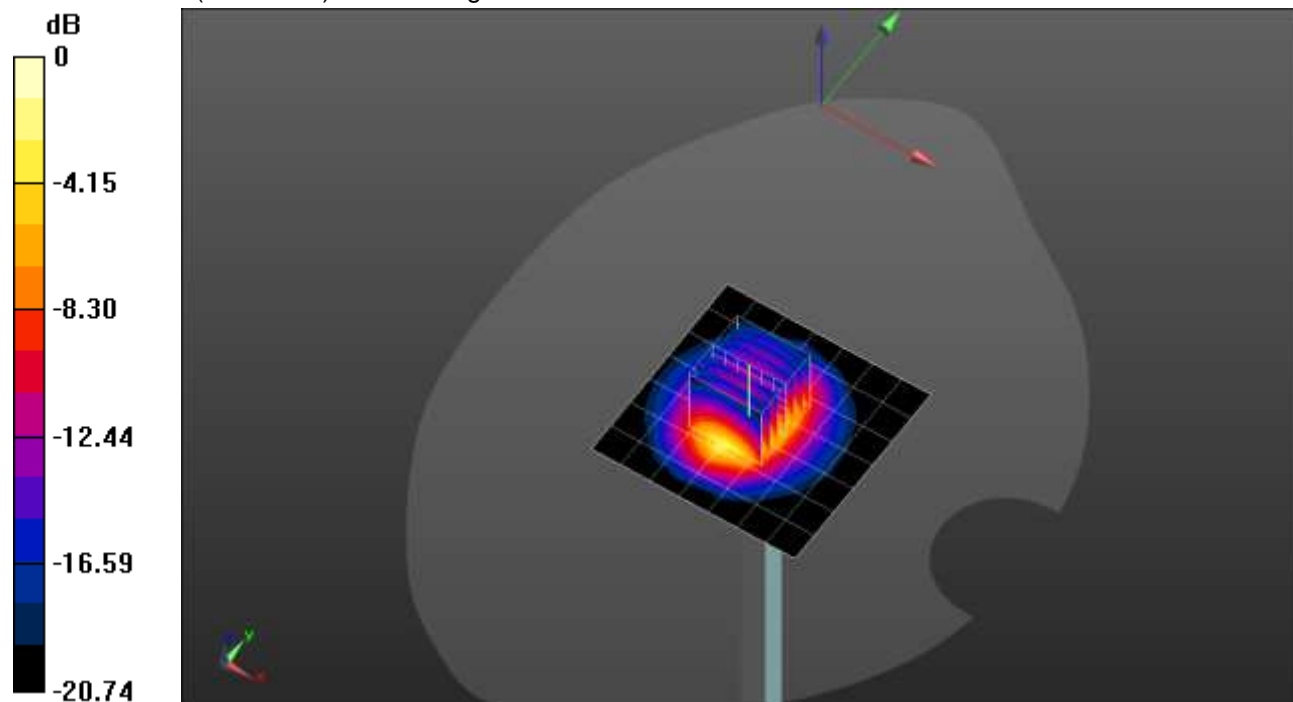
Peak SAR (extrapolated) = 10.5 W/kg

SAR(1 g) = 5.39 W/kg; SAR(10 g) = 2.57 W/kg

Smallest distance from peaks to all points 3 dB below = 9 mm

Ratio of SAR at M2 to SAR at M1 = 52.4%

Maximum value of SAR (measured) = 7.62 W/kg



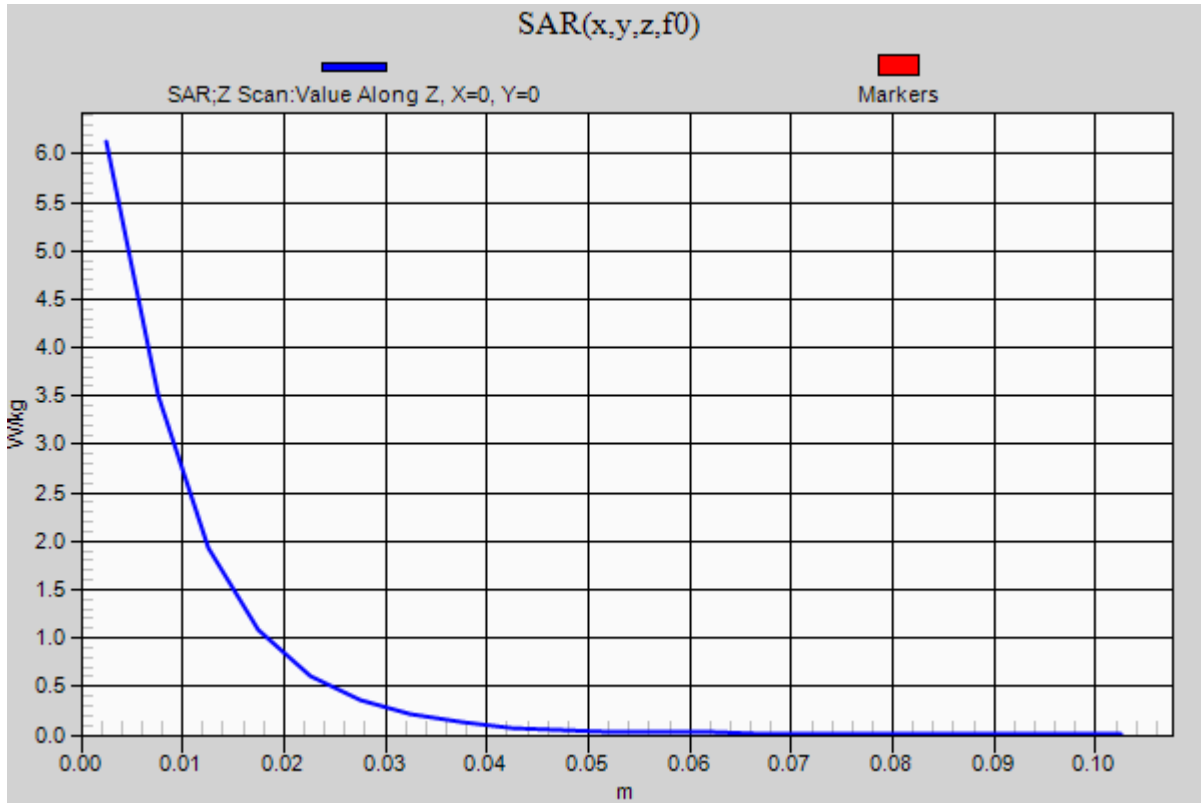
0 dB = 7.62 W/kg = 8.82 dBW/kg

20210724_SystemPerformanceCheck-D2450V2 SN 899

Frequency: 2450 MHz; Duty Cycle: 1:1

Head/Pin=100 mW/Z Scan (1x1x21): Measurement grid: dx=20mm, dy=20mm, dz=5mm

Maximum value of SAR (measured) = 6.13 W/kg



20210713_SystemPerformanceCheck-D2600V2 SN 1006

Frequency: 2600 MHz; Duty Cycle: 1:1; Room Ambient Temperature: 24.0°C; Liquid Temperature: 23.0°C
 Medium parameters used: $f = 2600$ MHz; $\sigma = 1.907$ S/m; $\epsilon_r = 38.275$; $\rho = 1000$ kg/m³

DASY5 Configuration:

- Area Scan Setting: Find Secondary Maximum Within: 2.0 dB and with a peak SAR value greater than 0.0012W/kg
- Electronics: DAE4 Sn1352; Calibrated: 11/17/2020
- Probe: EX3DV4 - SN7569; ConvF(7.49, 7.49, 7.49) @ 2600 MHz; Calibrated: 4/26/2021
- Sensor-Surface: 2.5mm (Mechanical Surface Detection)
- Phantom: SAM with CRP (Wi-Fi 5 GHz); Type: QD000P40CD; Serial: TP:xxxx

Head/Pin=100 mW/Area Scan (8x8x1): Measurement grid: dx=12mm, dy=12mm

Maximum value of SAR (measured) = 6.44 W/kg

Head/Pin=100 mW/Zoom Scan (7x7x7)/Cube 0: Measurement grid: dx=5mm, dy=5mm, dz=5mm

Reference Value = 62.80 V/m; Power Drift = 0.13 dB

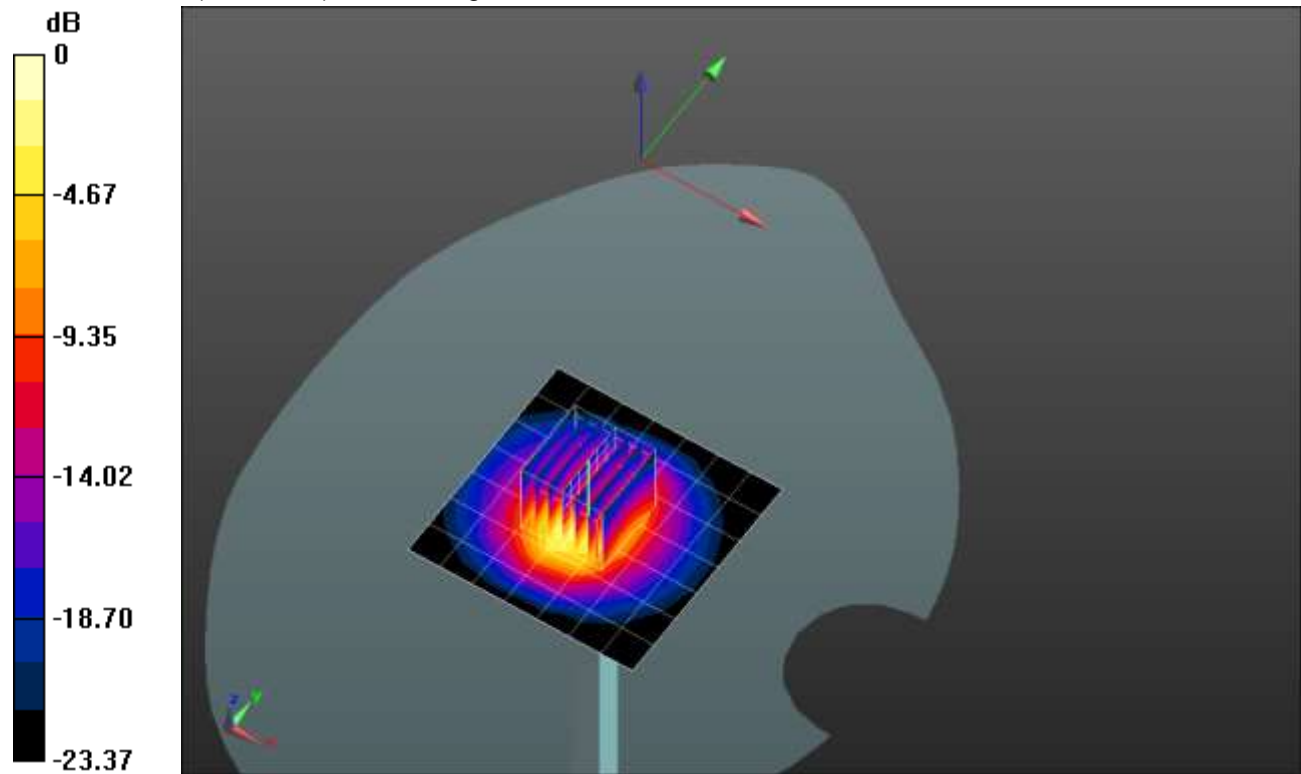
Peak SAR (extrapolated) = 11.6 W/kg

SAR(1 g) = 5.43 W/kg; SAR(10 g) = 2.44 W/kg

Smallest distance from peaks to all points 3 dB below = 9.5 mm

Ratio of SAR at M2 to SAR at M1 = 47.4%

Maximum value of SAR (measured) = 7.83 W/kg



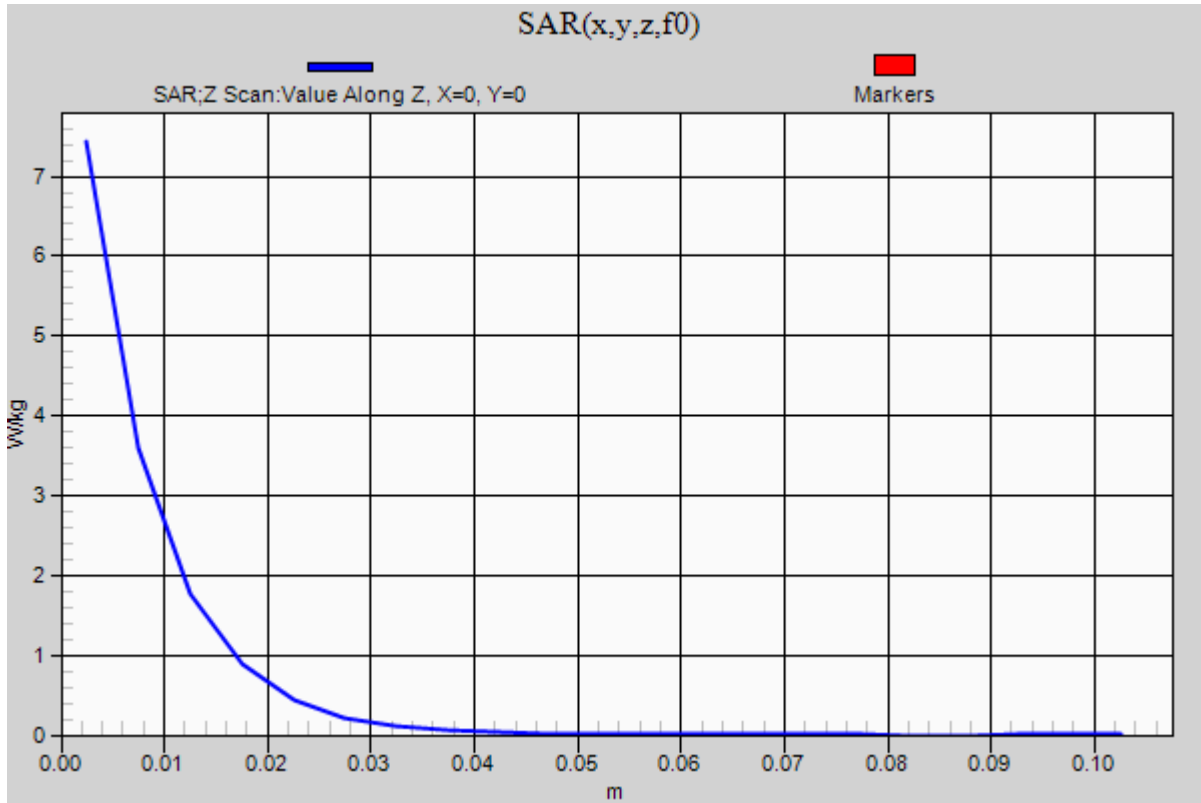
0 dB = 7.83 W/kg = 8.94 dBW/kg

20210713_SystemPerformanceCheck-D2600V2 SN 1006

Frequency: 2600 MHz; Duty Cycle: 1:1

Head/Pin=100 mW/Z Scan (1x1x21): Measurement grid: dx=20mm, dy=20mm, dz=5mm

Maximum value of SAR (measured) = 7.43 W/kg



20210629_SystemPerformanceCheck-D2600V2 SN 1006

Frequency: 2600 MHz; Duty Cycle: 1:1; Room Ambient Temperature: 24.0°C; Liquid Temperature: 23.0°C

Medium parameters used: $f = 2600$ MHz; $\sigma = 1.973$ S/m; $\epsilon_r = 37.678$; $\rho = 1000$ kg/m³

DASY5 Configuration:

- Area Scan Setting: Find Secondary Maximum Within: 2.0 dB and with a peak SAR value greater than 0.0012W/kg
- Electronics: DAE4 Sn1377; Calibrated: 9/10/2020
- Probe: EX3DV4 - SN7335; ConvF(7.67, 7.67, 7.67) @ 2600 MHz; Calibrated: 2/25/2021
- Sensor-Surface: 2.5mm (Mechanical Surface Detection)
- Phantom: Twin-SAM V8.0 (20deg probe tilt); Type: QD 000 P41 AA; Serial: 1957

Head/Pin=100 mW/Area Scan (8x8x1): Measurement grid: dx=12mm, dy=12mm

Maximum value of SAR (measured) = 5.58 W/kg

Head/Pin=100 mW/Zoom Scan (7x7x7)/Cube 0: Measurement grid: dx=5mm, dy=5mm, dz=5mm

Reference Value = 64.16 V/m; Power Drift = -0.02 dB

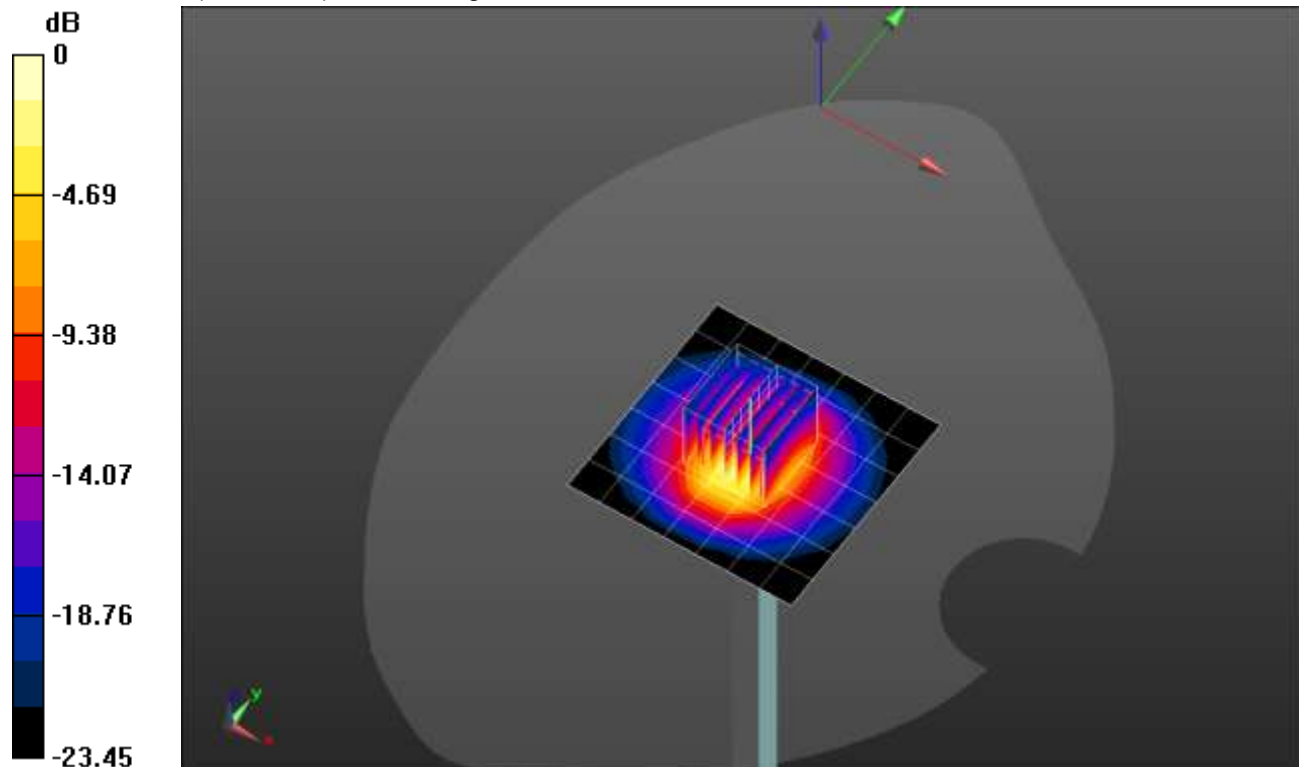
Peak SAR (extrapolated) = 11.5 W/kg

SAR(1 g) = 5.37 W/kg; SAR(10 g) = 2.42 W/kg

Smallest distance from peaks to all points 3 dB below = 9.2 mm

Ratio of SAR at M2 to SAR at M1 = 47.1%

Maximum value of SAR (measured) = 7.64 W/kg



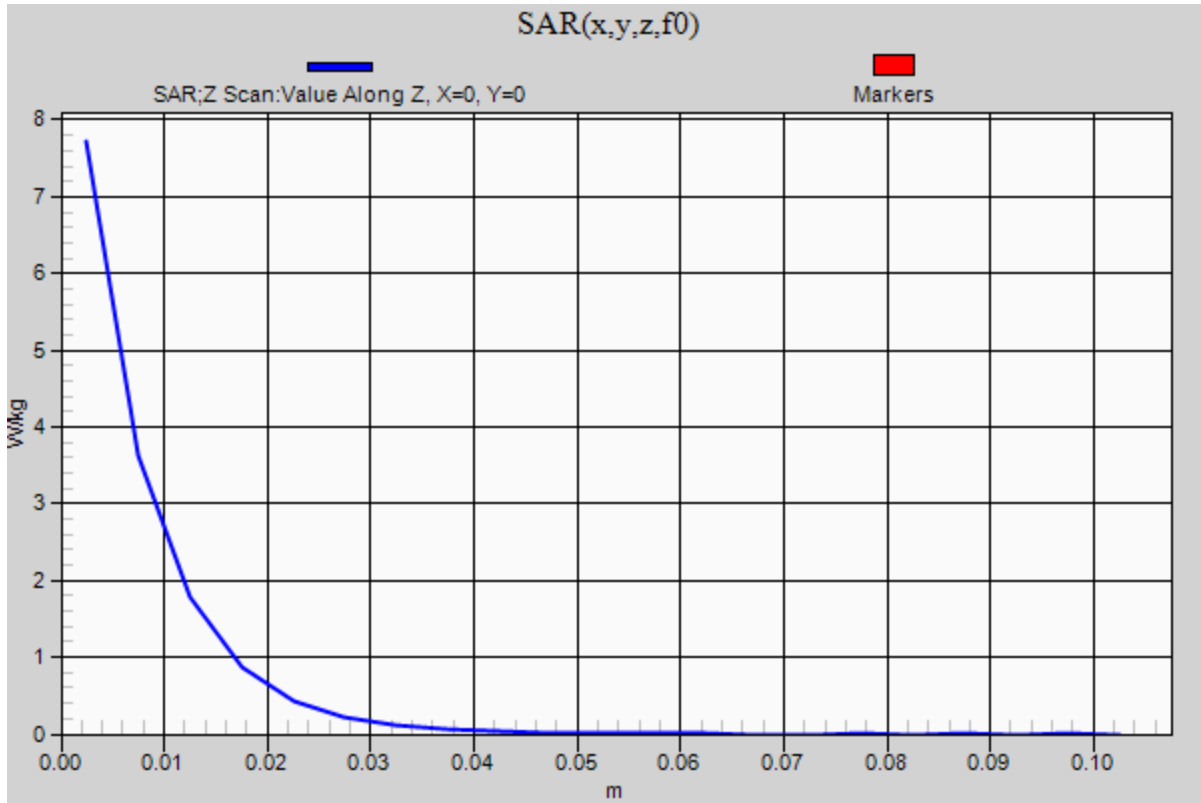
0 dB = 7.64 W/kg = 8.83 dBW/kg

20210629_SystemPerformanceCheck-D2600V2 SN 1006

Frequency: 2600 MHz; Duty Cycle: 1:1

Head/Pin=100 mW/Z Scan (1x1x21): Measurement grid: dx=20mm, dy=20mm, dz=5mm

Maximum value of SAR (measured) = 7.72 W/kg



20210619_SystemPerformanceCheck-D3500V2 SN 1060

Frequency: 3500 MHz; Duty Cycle: 1:1; Room Ambient Temperature: 24.0°C; Liquid Temperature: 23.0°C

Medium parameters used: $f = 3500$ MHz; $\sigma = 2.936$ S/m; $\epsilon_r = 38.953$; $\rho = 1000$ kg/m³

DASY5 Configuration:

- Area Scan Setting: Find Secondary Maximum Within: 2.0 dB and with a peak SAR value greater than 0.0012W/kg
- Electronics: DAE4 Sn1548; Calibrated: 2/22/2021
- Probe: EX3DV4 - SN7585; ConvF(6.94, 6.94, 6.94) @ 3500 MHz; Calibrated: 4/27/2021
- Sensor-Surface: 2.5mm (Mechanical Surface Detection)
- Phantom: Twin-SAM V5.0 (30deg probe tilt); Type: QD 000 P40 CD; Serial: 1740

Head/Pin=100 mW/Area Scan (8x8x1): Measurement grid: dx=12mm, dy=12mm

Maximum value of SAR (measured) = 7.89 W/kg

Head/Pin=100 mW/Zoom Scan (8x8x8)/Cube 0: Measurement grid: dx=4.3mm, dy=4.3mm, dz=3mm

Reference Value = 56.18 V/m; Power Drift = -0.18 dB

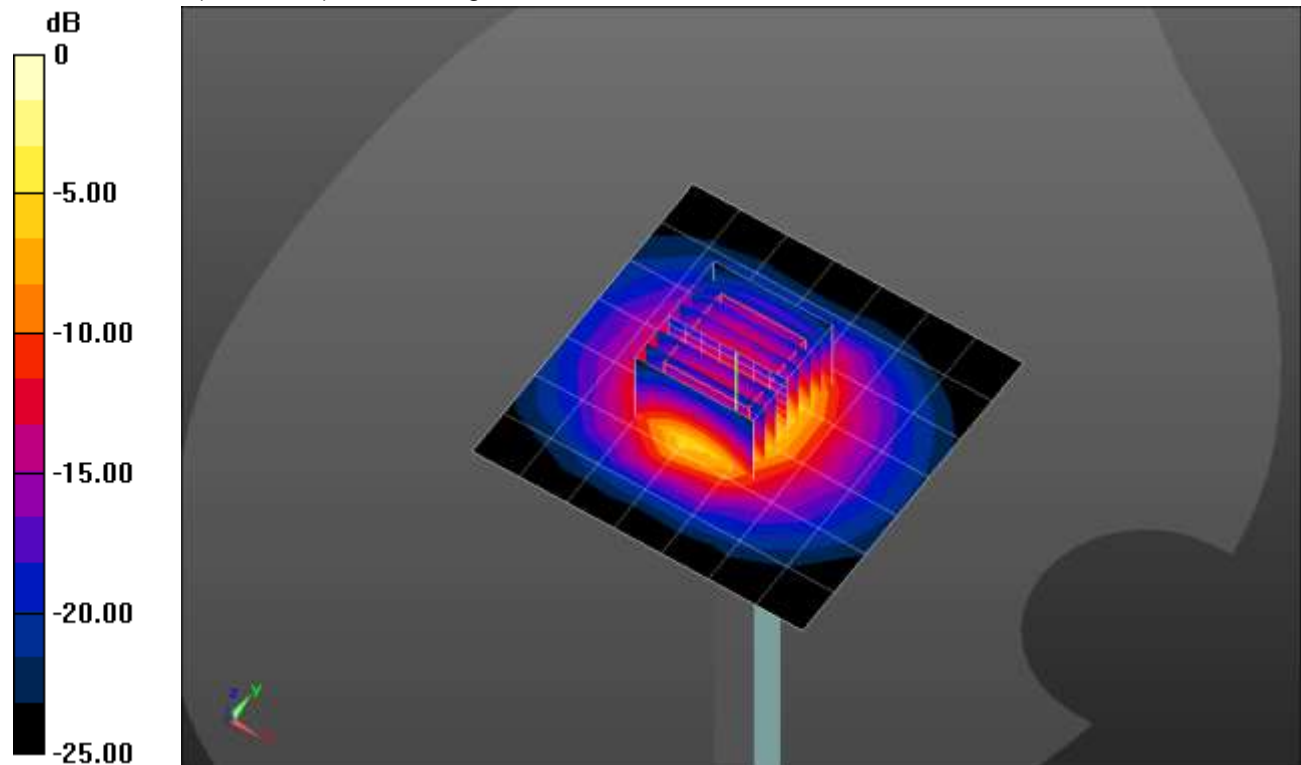
Peak SAR (extrapolated) = 17.0 W/kg

SAR(1 g) = 6.49 W/kg; SAR(10 g) = 2.48 W/kg

Smallest distance from peaks to all points 3 dB below = 8.6 mm

Ratio of SAR at M2 to SAR at M1 = 55.6%

Maximum value of SAR (measured) = 9.79 W/kg



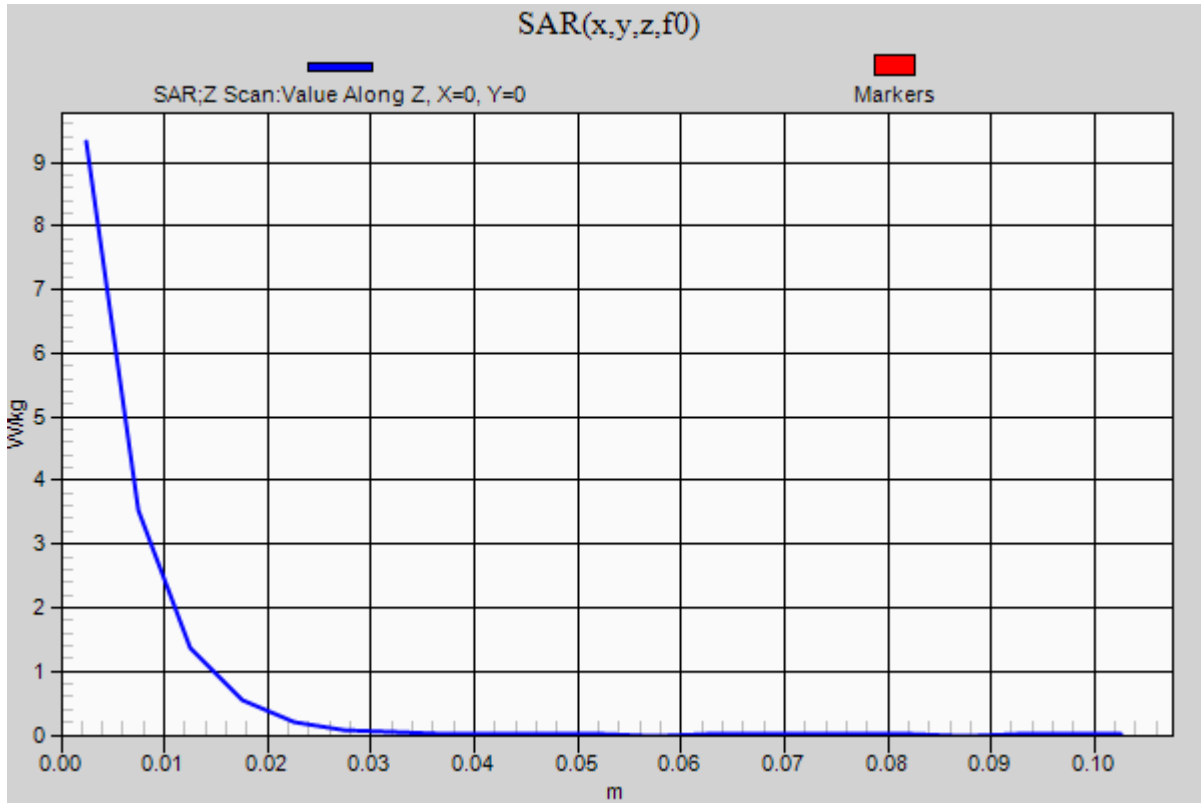
0 dB = 9.79 W/kg = 9.91 dBW/kg

20210619_SystemPerformanceCheck-D3500V2 SN 1060

Frequency: 3500 MHz; Duty Cycle: 1:1

Head/Pin=100 mW/Z Scan (1x1x21): Measurement grid: dx=20mm, dy=20mm, dz=5mm

Maximum value of SAR (measured) = 9.32 W/kg



20210709_SystemPerformanceCheck-D3500V2 SN 1011

Frequency: 3500 MHz; Duty Cycle: 1:1; Room Ambient Temperature: 24.0°C; Liquid Temperature: 23.0°C

Medium parameters used: $f = 3500$ MHz; $\sigma = 2.867$ S/m; $\epsilon_r = 37.877$; $\rho = 1000$ kg/m³

DASY5 Configuration:

- Area Scan Setting: Find Secondary Maximum Within: 2.0 dB and with a peak SAR value greater than 0.0012W/kg
- Electronics: DAE4 Sn1439; Calibrated: 7/16/2020
- Probe: EX3DV4 - SN3929; ConvF(6.55, 6.55, 6.55) @ 3500 MHz; Calibrated: 3/19/2021
- Sensor-Surface: 2.5mm (Mechanical Surface Detection)
- Phantom: Twin-SAM V8.0 (20deg probe tilt); Type: QD 000 P41 AA; Serial: 1956

Head/Pin=100 mW/Area Scan (8x8x1): Measurement grid: dx=12mm, dy=12mm

Maximum value of SAR (measured) = 6.34 W/kg

Head/Pin=100 mW/Zoom Scan (8x8x8)/Cube 0: Measurement grid: dx=4.3mm, dy=4.3mm, dz=3mm

Reference Value = 58.52 V/m; Power Drift = 0.04 dB

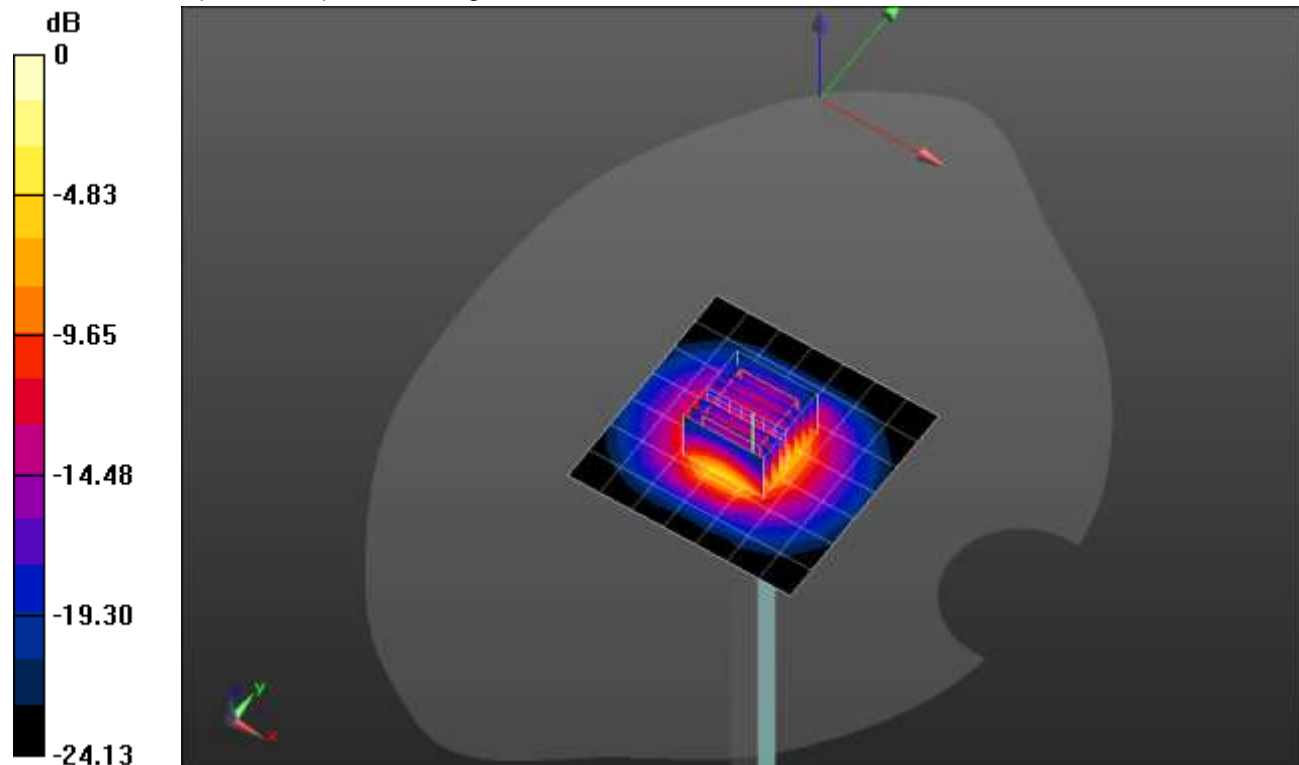
Peak SAR (extrapolated) = 15.3 W/kg

SAR(1 g) = 6.06 W/kg; SAR(10 g) = 2.36 W/kg

Smallest distance from peaks to all points 3 dB below = 8.6 mm

Ratio of SAR at M2 to SAR at M1 = 56.8%

Maximum value of SAR (measured) = 8.82 W/kg



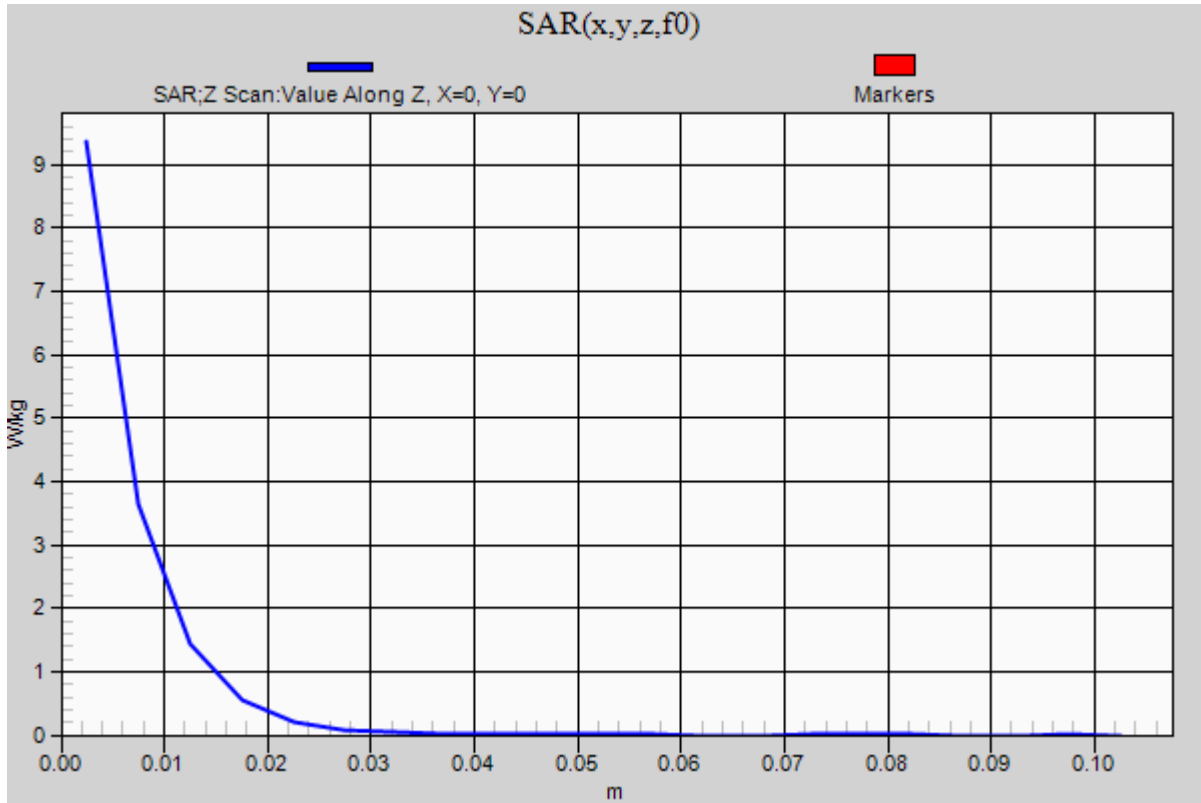
0 dB = 8.82 W/kg = 9.45 dBW/kg

20210709_SystemPerformanceCheck-D3500V2 SN 1011

Frequency: 3500 MHz; Duty Cycle: 1:1

Head/Pin=100 mW/Z Scan (1x1x21): Measurement grid: dx=20mm, dy=20mm, dz=5mm

Maximum value of SAR (measured) = 9.35 W/kg



20210721_SystemPerformanceCheck-D3500V2 SN 1060

Frequency: 3500 MHz; Duty Cycle: 1:1; Room Ambient Temperature: 24.0°C; Liquid Temperature: 23.0°C

Medium parameters used: $f = 3500$ MHz; $\sigma = 2.8$ S/m; $\epsilon_r = 39.666$; $\rho = 1000$ kg/m³

DASY5 Configuration:

- Area Scan Setting: Find Secondary Maximum Within: 2.0 dB and with a peak SAR value greater than 0.0012W/kg
- Electronics: DAE4ip Sn1619; Calibrated: 4/20/2021
- Probe: EX3DV4 - SN3929; ConvF(6.55, 6.55, 6.55) @ 3500 MHz; Calibrated: 3/19/2021
- Sensor-Surface: 2.5mm (Mechanical Surface Detection)
- Phantom: Twin-SAM V8.0 (20deg probe tilt); Type: QD 000 P41 Ax; Serial: xxxx

Head/Pin=100 mW/Area Scan (8x8x1): Measurement grid: dx=12mm, dy=12mm

Maximum value of SAR (measured) = 6.15 W/kg

Head/Pin=100 mW/Zoom Scan (8x8x8)/Cube 0: Measurement grid: dx=4.3mm, dy=4.3mm, dz=3mm

Reference Value = 52.34 V/m; Power Drift = 0.16 dB

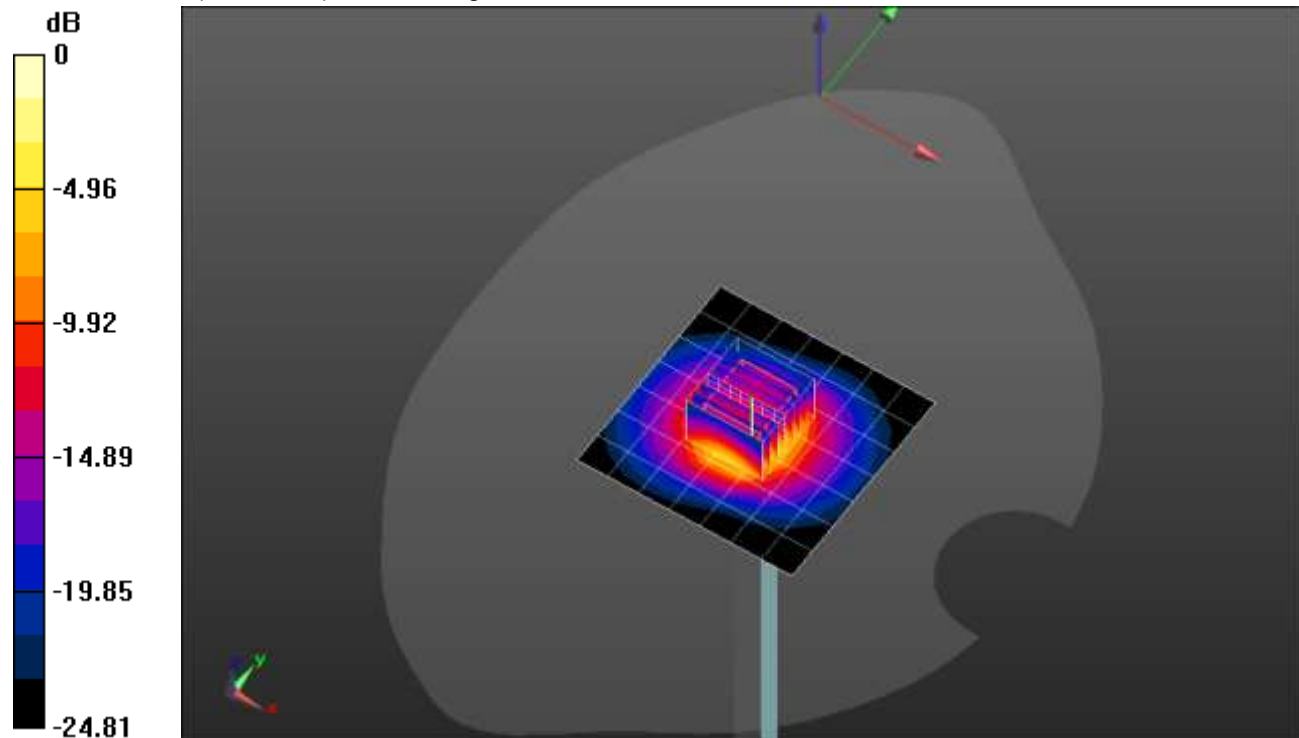
Peak SAR (extrapolated) = 14.4 W/kg

SAR(1 g) = 5.67 W/kg; SAR(10 g) = 2.19 W/kg

Smallest distance from peaks to all points 3 dB below = 8.6 mm

Ratio of SAR at M2 to SAR at M1 = 56.7%

Maximum value of SAR (measured) = 8.55 W/kg



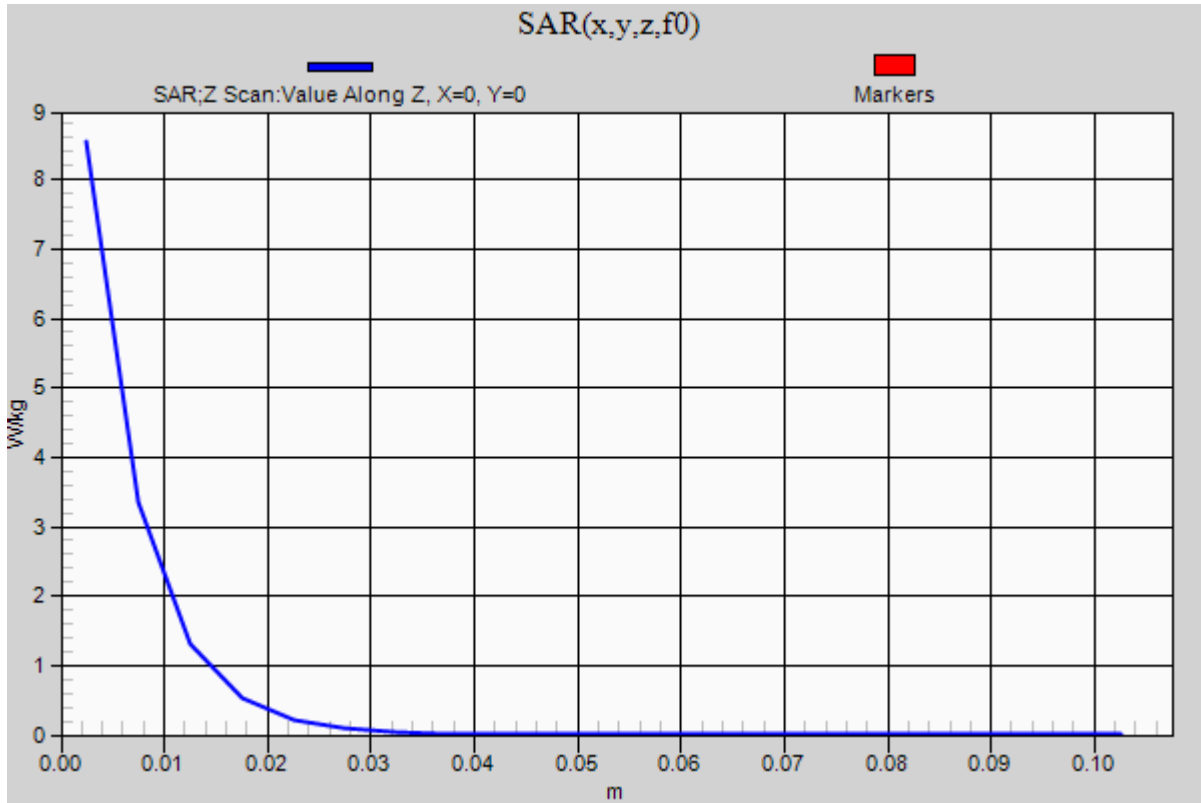
0 dB = 8.55 W/kg = 9.32 dBW/kg

20210721_SystemPerformanceCheck-D3500V2 SN 1060

Frequency: 3500 MHz; Duty Cycle: 1:1

Head/Pin=100 mW/Z Scan (1x1x21): Measurement grid: dx=20mm, dy=20mm, dz=5mm

Maximum value of SAR (measured) = 8.54 W/kg



20210721_SystemPerformanceCheck-D3700V2 SN 1039

Frequency: 3700 MHz; Duty Cycle: 1:1; Room Ambient Temperature: 24.0°C; Liquid Temperature: 23.0°C

Medium parameters used: $f = 3700$ MHz; $\sigma = 3$ S/m; $\epsilon_r = 39.34$; $\rho = 1000$ kg/m³

DASY5 Configuration:

- Area Scan Setting: Find Secondary Maximum Within: 2.0 dB and with a peak SAR value greater than 0.0012W/kg
- Electronics: DAE4ip Sn1619; Calibrated: 4/20/2021
- Probe: EX3DV4 - SN3929; ConvF(6.45, 6.45, 6.45) @ 3700 MHz; Calibrated: 3/19/2021
- Sensor-Surface: 2.5mm (Mechanical Surface Detection)
- Phantom: Twin-SAM V8.0 (20deg probe tilt); Type: QD 000 P41 AA; Serial: 1948

Head/Pin=100 mW/Area Scan (8x8x1): Measurement grid: dx=12mm, dy=12mm

Maximum value of SAR (measured) = 7.12 W/kg

Head/Pin=100 mW/Zoom Scan (8x8x8)/Cube 0: Measurement grid: dx=4.3mm, dy=4.3mm, dz=3mm

Reference Value = 52.16 V/m; Power Drift = 0.09 dB

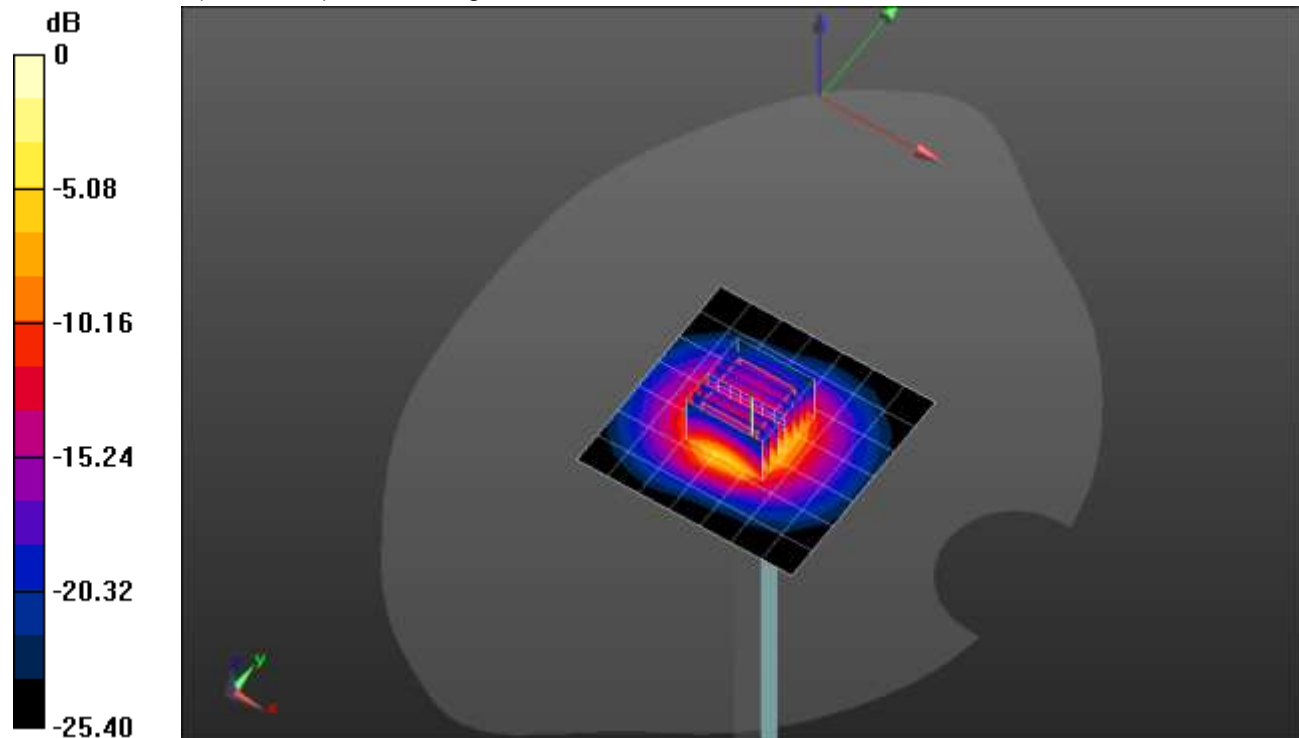
Peak SAR (extrapolated) = 16.4 W/kg

SAR(1 g) = 6.16 W/kg; SAR(10 g) = 2.31 W/kg

Smallest distance from peaks to all points 3 dB below = 8.5 mm

Ratio of SAR at M2 to SAR at M1 = 55%

Maximum value of SAR (measured) = 9.19 W/kg

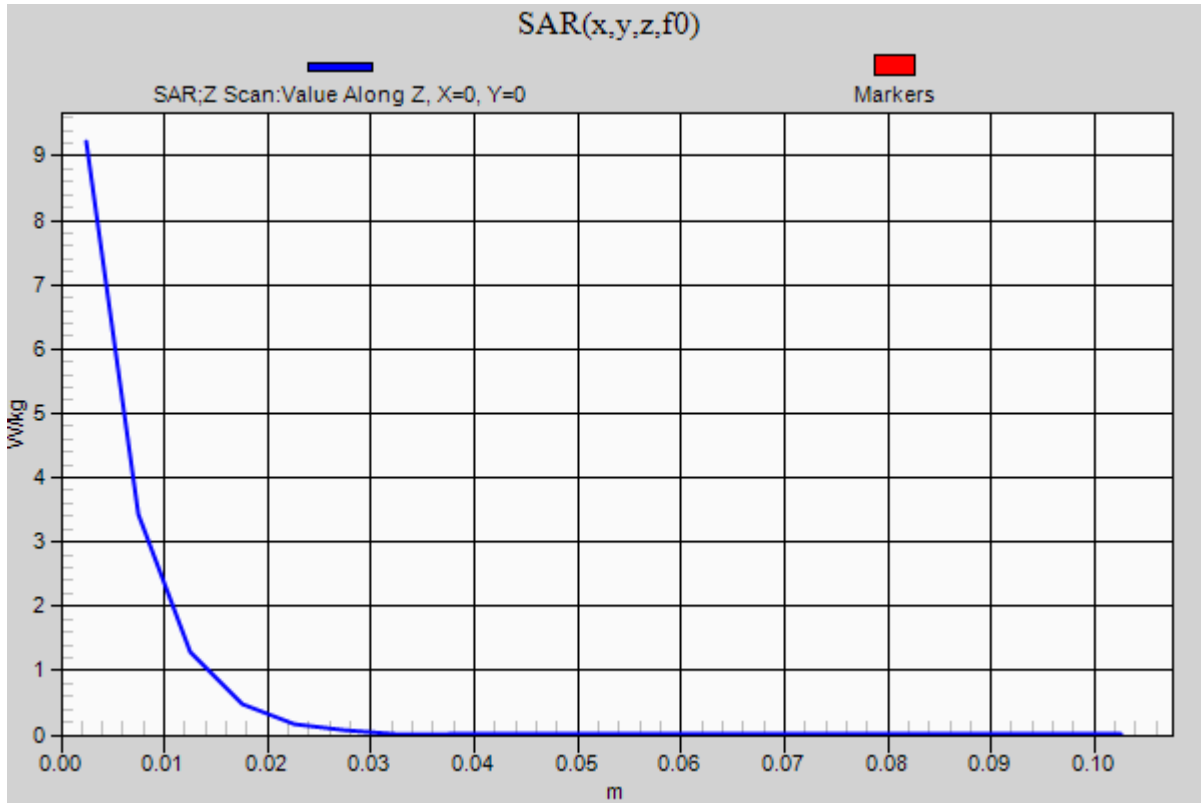


0 dB = 9.19 W/kg = 9.63 dBW/kg

20210721_SystemPerformanceCheck-D3700V2 SN 1039

Frequency: 3700 MHz; Duty Cycle: 1:1

Head/Pin=100 mW/Z Scan (1x1x21): Measurement grid: dx=20mm, dy=20mm, dz=5mm
Maximum value of SAR (measured) = 9.22 W/kg



20210719_SystemPerformanceCheck-D2600V2 SN 1006

Frequency: 2600 MHz; Duty Cycle: 1:1; Room Ambient Temperature: 24.0°C; Liquid Temperature: 23.0°C
 Medium parameters used: $f = 2600$ MHz; $\sigma = 1.91$ S/m; $\epsilon_r = 39.151$; $\rho = 1000$ kg/m³

DASY5 Configuration:

- Area Scan Setting: Find Secondary Maximum Within: 2.0 dB and with a peak SAR value greater than 0.0012W/kg
- Electronics: DAE4 Sn1239; Calibrated: 7/29/2020
- Probe: EX3DV4 - SN7498; ConvF(7.66, 7.66, 7.66) @ 2600 MHz; Calibrated: 3/18/2021
- Sensor-Surface: 2.5mm (Mechanical Surface Detection)
- Phantom: Twin-SAM V8.0 (20deg probe tilt); Type: QD 000 P41 Ax; Serial: xxxx

Head/Pin=100 mW/Area Scan (8x8x1): Measurement grid: dx=12mm, dy=12mm

Maximum value of SAR (measured) = 5.96 W/kg

Head/Pin=100 mW/Zoom Scan (7x7x7)/Cube 0: Measurement grid: dx=5mm, dy=5mm, dz=5mm

Reference Value = 66.38 V/m; Power Drift = -0.04 dB

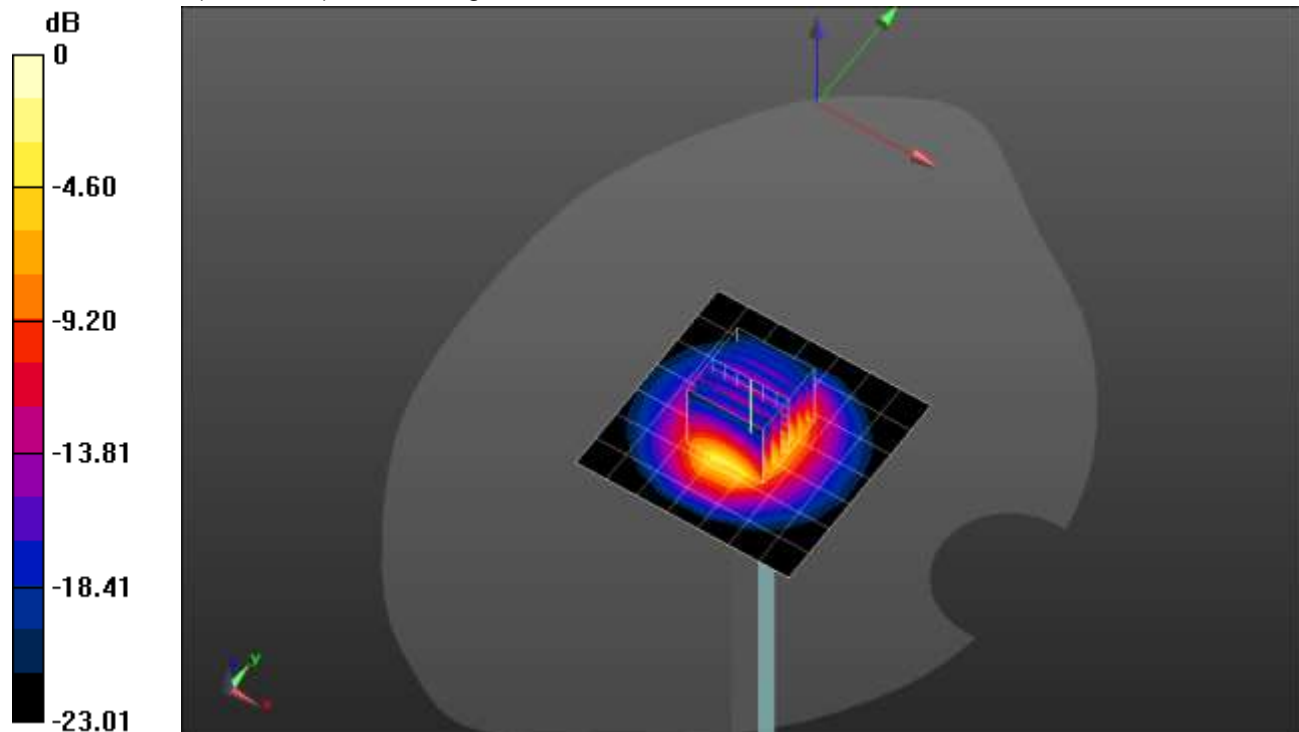
Peak SAR (extrapolated) = 11.9 W/kg

SAR(1 g) = 5.62 W/kg; SAR(10 g) = 2.54 W/kg

Smallest distance from peaks to all points 3 dB below = 9.1 mm

Ratio of SAR at M2 to SAR at M1 = 47.6%

Maximum value of SAR (measured) = 8.08 W/kg

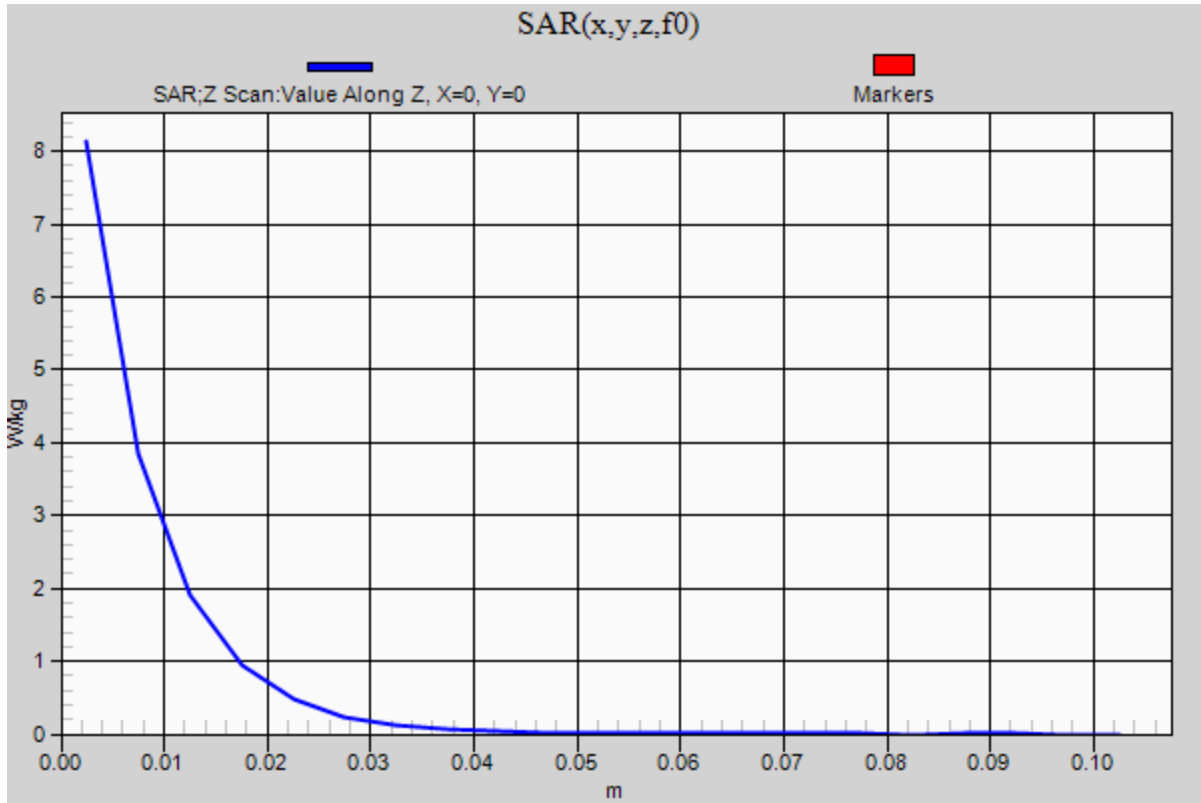


0 dB = 8.08 W/kg = 9.07 dBW/kg

20210719_SystemPerformanceCheck-D2600V2 SN 1006

Frequency: 2600 MHz; Duty Cycle: 1:1

Head/Pin=100 mW/Z Scan (1x1x21): Measurement grid: dx=20mm, dy=20mm, dz=5mm
Maximum value of SAR (measured) = 8.13 W/kg



20210622_SystemPerformanceCheck-D3500V2 SN 1060

Frequency: 3500 MHz; Duty Cycle: 1:1; Room Ambient Temperature: 24.0°C; Liquid Temperature: 23.0°C
 Medium parameters used: $f = 3500$ MHz; $\sigma = 2.906$ S/m; $\epsilon_r = 38.453$; $\rho = 1000$ kg/m³

DASY5 Configuration:

- Area Scan Setting: Find Secondary Maximum Within: 2.0 dB and with a peak SAR value greater than 0.0012W/kg
- Electronics: DAE4 Sn1259; Calibrated: 7/16/2020
- Probe: EX3DV4 - SN3990; ConvF(7.04, 7.04, 7.04) @ 3500 MHz; Calibrated: 2/5/2021
- Sensor-Surface: 2.5mm (Mechanical Surface Detection)
- Phantom: Twin-SAM V8.0 (20deg probe tilt); Type: QD 000 P41 Ax; Serial: xxxx

Head/Pin=100 mW/Area Scan (8x8x1): Measurement grid: dx=12mm, dy=12mm

Maximum value of SAR (measured) = 8.04 W/kg

Head/Pin=100 mW/Zoom Scan (8x8x8)/Cube 0: Measurement grid: dx=4.3mm, dy=4.3mm, dz=3mm

Reference Value = 59.10 V/m; Power Drift = 0.16 dB

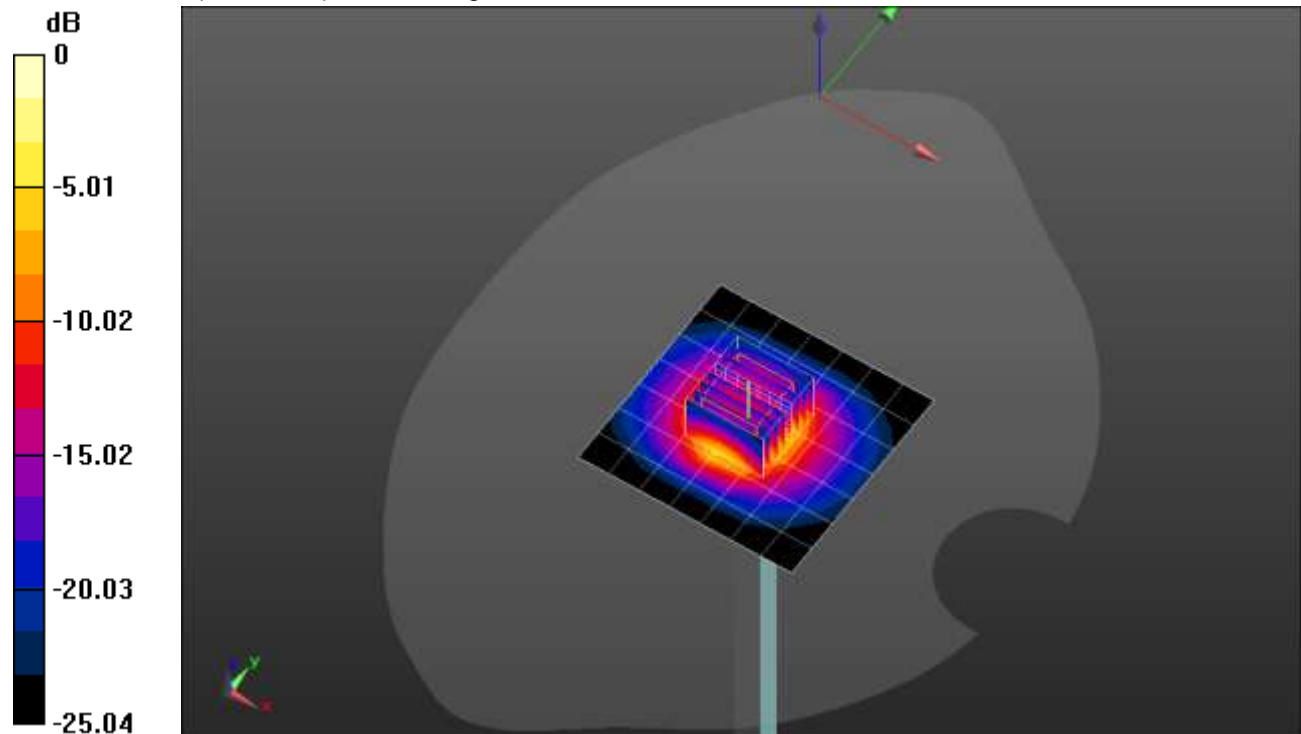
Peak SAR (extrapolated) = 17.0 W/kg

SAR(1 g) = 6.71 W/kg; SAR(10 g) = 2.57 W/kg

Smallest distance from peaks to all points 3 dB below = 8.6 mm

Ratio of SAR at M2 to SAR at M1 = 56.7%

Maximum value of SAR (measured) = 10.1 W/kg



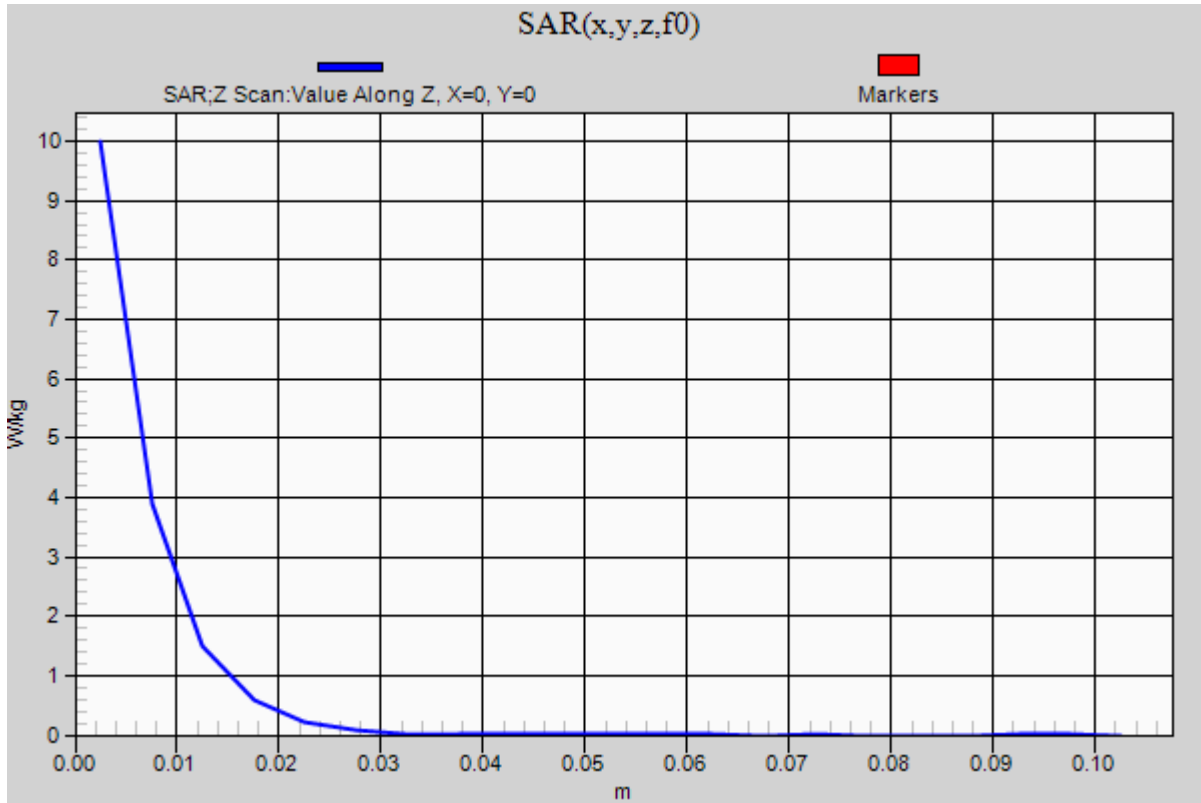
0 dB = 10.1 W/kg = 10.04 dBW/kg

20210622_SystemPerformanceCheck-D3500V2 SN 1060

Frequency: 3500 MHz; Duty Cycle: 1:1

Head/Pin=100 mW/Z Scan (1x1x21): Measurement grid: dx=20mm, dy=20mm, dz=5mm

Maximum value of SAR (measured) = 9.99 W/kg



20210630_SystemPerformanceCheck-D3500V2 SN 1011

Frequency: 3500 MHz; Duty Cycle: 1:1; Room Ambient Temperature: 24.0°C; Liquid Temperature: 23.0°C
 Medium parameters used: $f = 3500$ MHz; $\sigma = 2.84$ S/m; $\epsilon_r = 37.1$; $\rho = 1000$ kg/m³

DASY5 Configuration:

- Area Scan Setting: Find Secondary Maximum Within: 2.0 dB and with a peak SAR value greater than 0.0012W/kg
- Electronics: DAE4 Sn1259; Calibrated: 7/16/2020
- Probe: EX3DV4 - SN3990; ConvF(7.04, 7.04, 7.04) @ 3500 MHz; Calibrated: 2/5/2021
- Sensor-Surface: 2.5mm (Mechanical Surface Detection)
- Phantom: Twin-SAM V8.0 (20deg probe tilt); Type: QD 000 P41 Ax; Serial: xxxx

Head/Pin=100 mW/Area Scan (8x8x1): Measurement grid: dx=12mm, dy=12mm

Maximum value of SAR (measured) = 8.21 W/kg

Head/Pin=100 mW/Zoom Scan (8x8x8)/Cube 0: Measurement grid: dx=4.3mm, dy=4.3mm, dz=3mm

Reference Value = 59.28 V/m; Power Drift = 0.13 dB

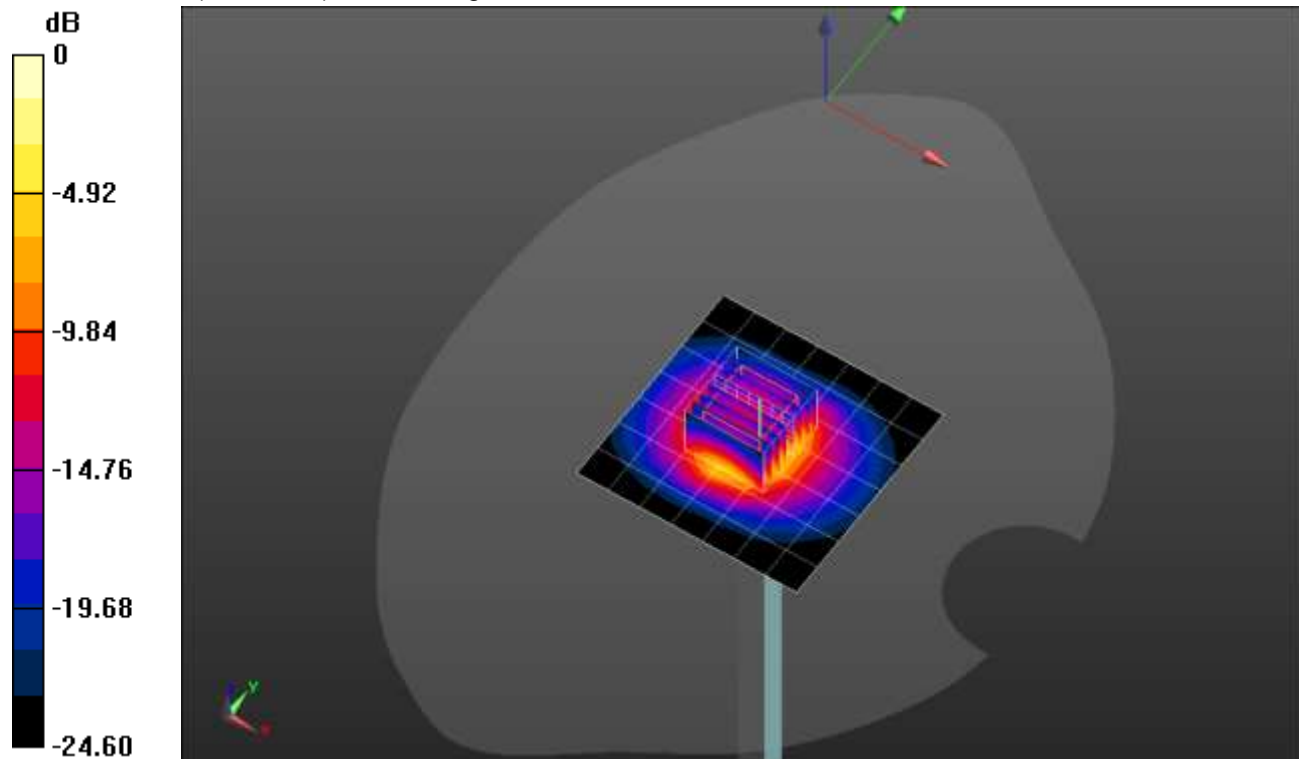
Peak SAR (extrapolated) = 17.0 W/kg

SAR(1 g) = 6.65 W/kg; SAR(10 g) = 2.54 W/kg

Smallest distance from peaks to all points 3 dB below = 8.6 mm

Ratio of SAR at M2 to SAR at M1 = 56.5%

Maximum value of SAR (measured) = 9.89 W/kg



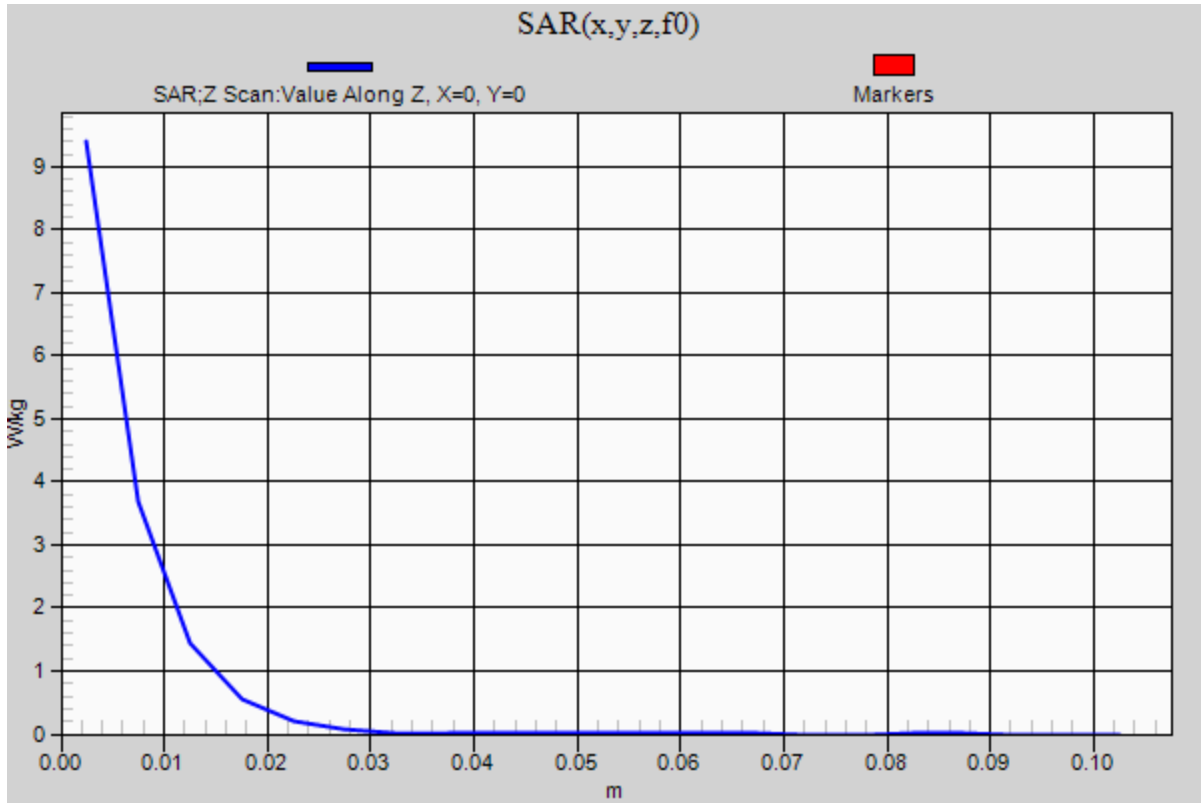
0 dB = 9.89 W/kg = 9.95 dBW/kg

20210630_SystemPerformanceCheck-D3500V2 SN 1011

Frequency: 3500 MHz; Duty Cycle: 1:1

Head/Pin=100 mW/Z Scan (1x1x21): Measurement grid: dx=20mm, dy=20mm, dz=5mm

Maximum value of SAR (measured) = 9.40 W/kg



20210630_SystemPerformanceCheck-D3700V2 SN 1039

Frequency: 3700 MHz; Duty Cycle: 1:1; Room Ambient Temperature: 24.0°C; Liquid Temperature: 23.0°C

Medium parameters used: $f = 3700$ MHz; $\sigma = 3.054$ S/m; $\epsilon_r = 36.643$; $\rho = 1000$ kg/m³

DASY5 Configuration:

- Area Scan Setting: Find Secondary Maximum Within: 2.0 dB and with a peak SAR value greater than 0.0012W/kg
- Electronics: DAE4 Sn1259; Calibrated: 7/16/2020
- Probe: EX3DV4 - SN3990; ConvF(7, 7, 7) @ 3700 MHz; Calibrated: 2/5/2021
- Sensor-Surface: 2.5mm (Mechanical Surface Detection)
- Phantom: Twin-SAM V8.0 (20deg probe tilt); Type: QD 000 P41 Ax; Serial: xxxx

Head/Pin=100 mW/Area Scan (8x8x1): Measurement grid: dx=12mm, dy=12mm

Maximum value of SAR (measured) = 8.91 W/kg

Head/Pin=100 mW/Zoom Scan (8x8x8)/Cube 0: Measurement grid: dx=4.3mm, dy=4.3mm, dz=3mm

Reference Value = 56.96 V/m; Power Drift = 0.11 dB

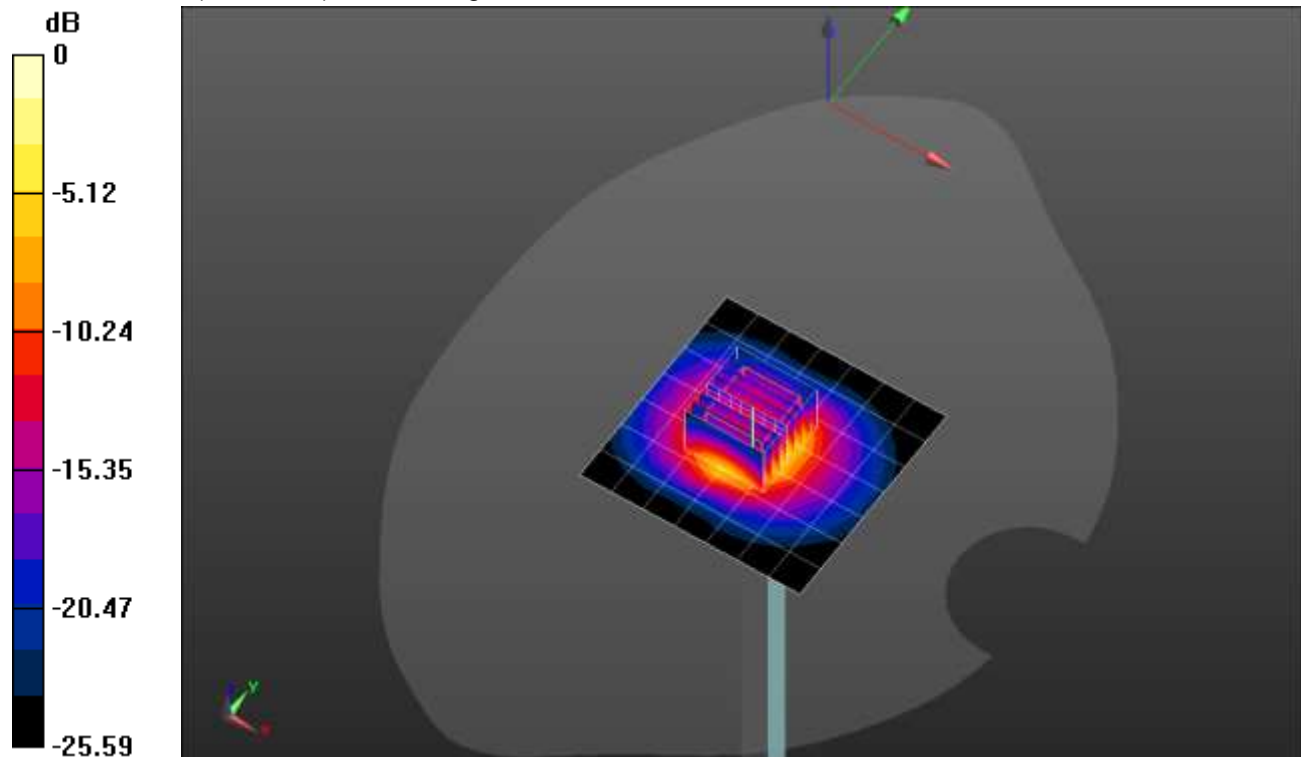
Peak SAR (extrapolated) = 18.0 W/kg

SAR(1 g) = 7.04 W/kg; SAR(10 g) = 2.64 W/kg

Smallest distance from peaks to all points 3 dB below = 8.6 mm

Ratio of SAR at M2 to SAR at M1 = 56%

Maximum value of SAR (measured) = 10.7 W/kg



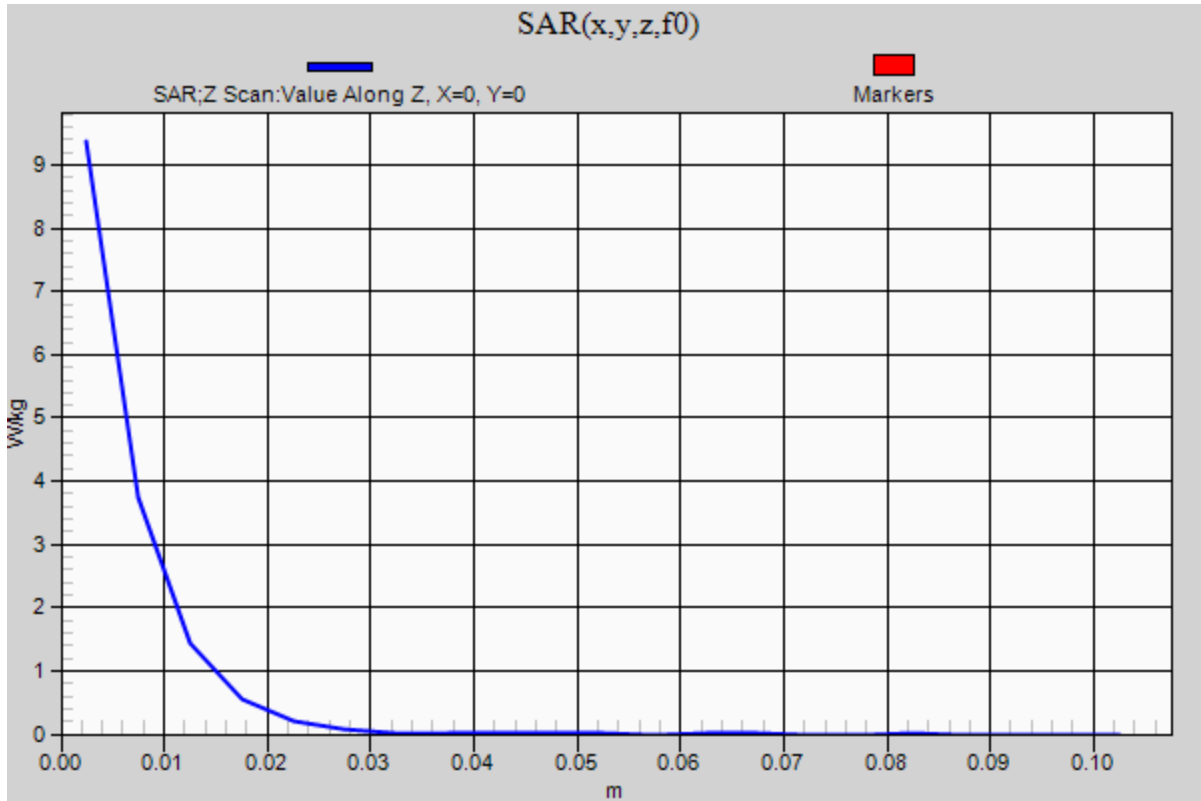
0 dB = 10.7 W/kg = 10.29 dBW/kg

20210630_SystemPerformanceCheck-D3700V2 SN 1039

Frequency: 3700 MHz; Duty Cycle: 1:1

Head/Pin=100 mW/Z Scan (1x1x21): Measurement grid: dx=20mm, dy=20mm, dz=5mm

Maximum value of SAR (measured) = 9.37 W/kg



20210709_SystemPerformanceCheck-D3900V2 SN 1052

Frequency: 3900 MHz; Duty Cycle: 1:1; Room Ambient Temperature: 24.0°C; Liquid Temperature: 23.0°C

Medium parameters used: $f = 3900$ MHz; $\sigma = 3.226$ S/m; $\epsilon_r = 36.159$; $\rho = 1000$ kg/m³

DASY5 Configuration:

- Area Scan Setting: Find Secondary Maximum Within: 2.0 dB and with a peak SAR value greater than 0.0012W/kg
- Electronics: DAE4 Sn1259; Calibrated: 7/16/2020
- Probe: EX3DV4 - SN3990; ConvF(6.9, 6.9, 6.9) @ 3900 MHz; Calibrated: 2/5/2021
- Sensor-Surface: 2.5mm (Mechanical Surface Detection)
- Phantom: Twin-SAM V8.0 (20deg probe tilt); Type: QD 000 P41 Ax; Serial: xxxx

Head/Pin=100 mW/Area Scan (8x8x1): Measurement grid: dx=12mm, dy=12mm

Maximum value of SAR (measured) = 9.27 W/kg

Head/Pin=100 mW/Zoom Scan (8x8x8)/Cube 0: Measurement grid: dx=4.3mm, dy=4.3mm, dz=3mm

Reference Value = 59.43 V/m; Power Drift = 0.16 dB

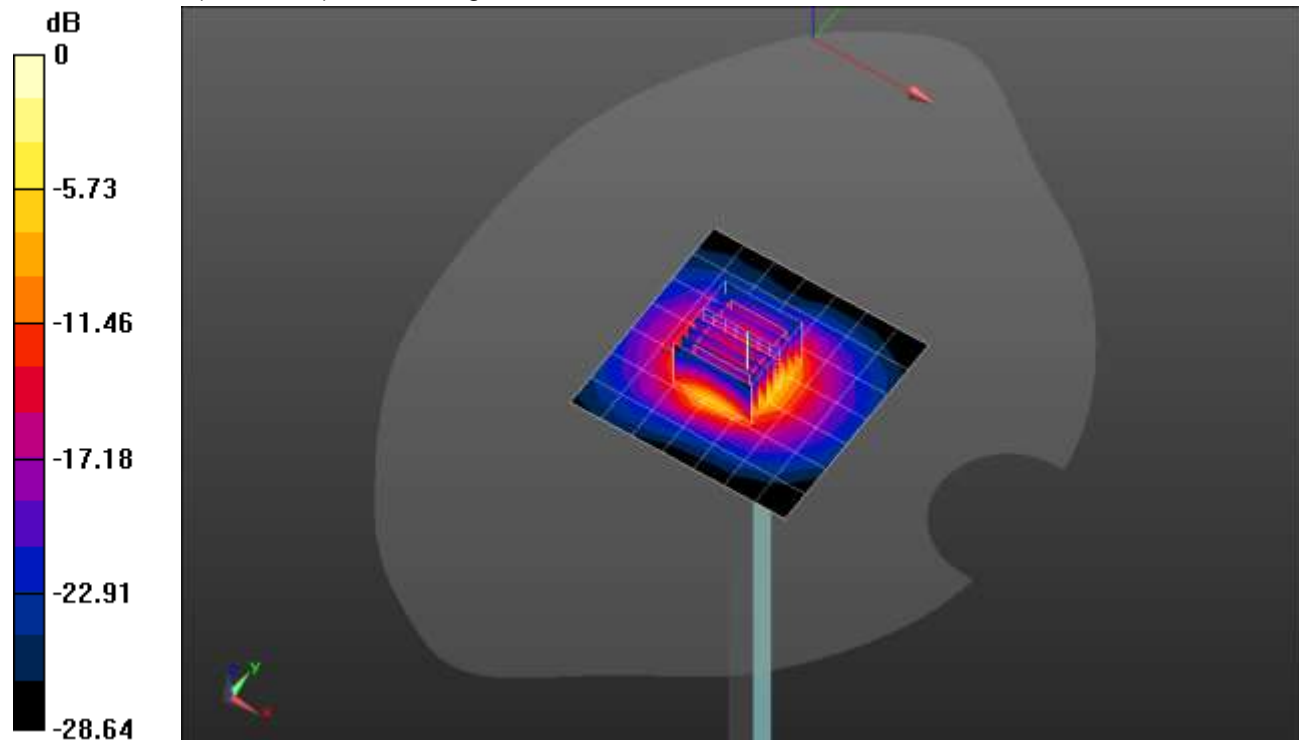
Peak SAR (extrapolated) = 20.3 W/kg

SAR(1 g) = 7.5 W/kg; SAR(10 g) = 2.64 W/kg

Smallest distance from peaks to all points 3 dB below = 8.5 mm

Ratio of SAR at M2 to SAR at M1 = 54.3%

Maximum value of SAR (measured) = 11.6 W/kg

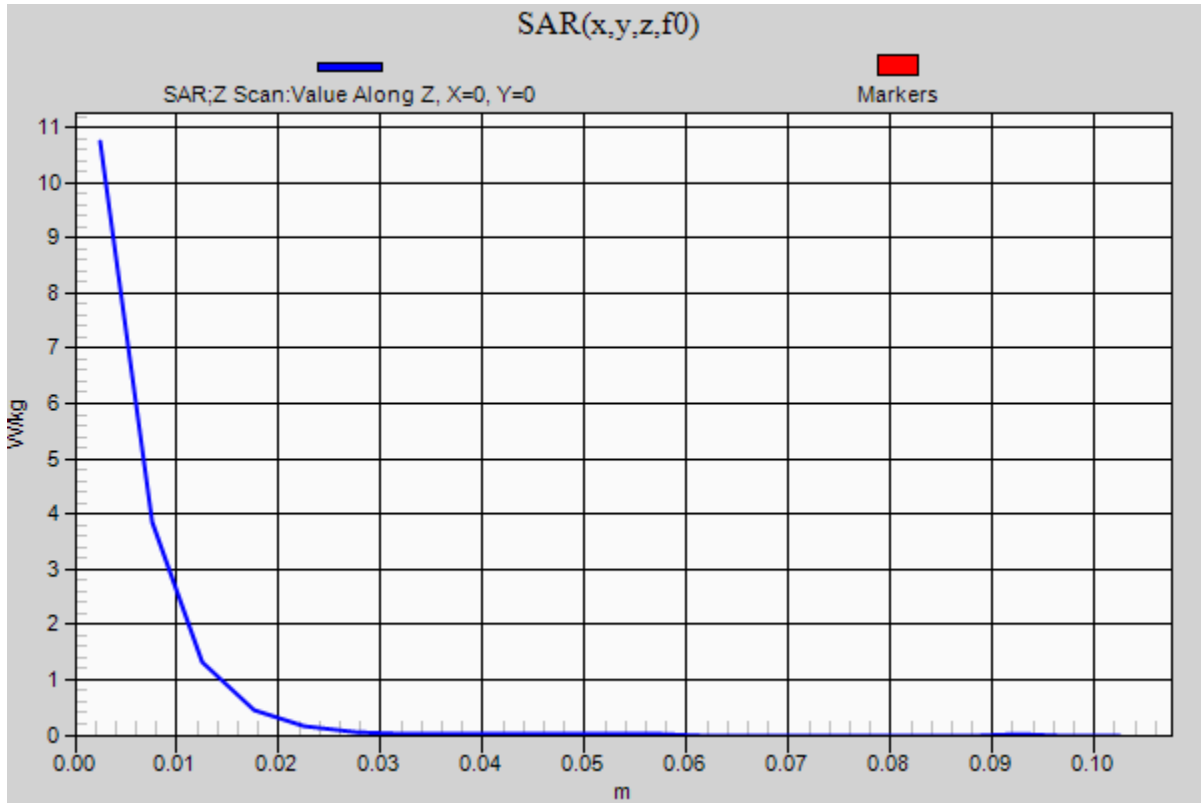


0 dB = 11.6 W/kg = 10.64 dBW/kg

20210709_SystemPerformanceCheck-D3900V2 SN 1052

Frequency: 3900 MHz; Duty Cycle: 1:1

Head/Pin=100 mW/Z Scan (1x1x21): Measurement grid: dx=20mm, dy=20mm, dz=5mm
Maximum value of SAR (measured) = 10.7 W/kg



20210724_SystemPerformanceCheck-D750V3 SN 1071

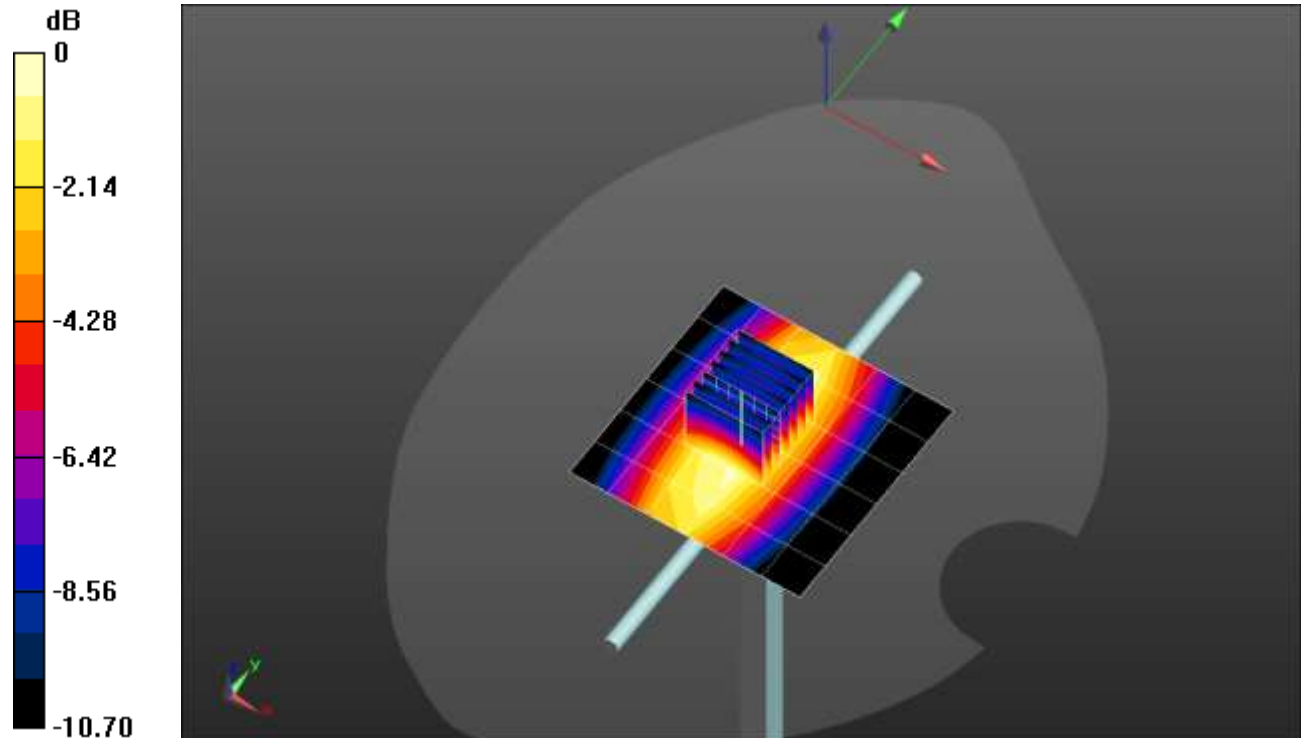
Frequency: 750 MHz; Duty Cycle: 1:1; Room Ambient Temperature: 24.0°C; Liquid Temperature: 23.0°C
 Medium parameters used: $f = 750 \text{ MHz}$; $\sigma = 0.925 \text{ S/m}$; $\epsilon_r = 40.925$; $\rho = 1000 \text{ kg/m}^3$

DASY5 Configuration:

- Area Scan Setting: Find Secondary Maximum Within: 2.0 dB and with a peak SAR value greater than 0.0012W/kg
- Electronics: DAE4ip Sn1618; Calibrated: 4/20/2021
- Probe: EX3DV4 - SN3990; ConvF(10.41, 10.41, 10.41) @ 750 MHz; Calibrated: 2/5/2021
- Sensor-Surface: 2.5mm (Mechanical Surface Detection)
- Phantom: Twin-SAM V8.0 (20deg probe tilt); Type: QD 000 P41 AA; Serial: 1956

Head/Pin=100 mW/Area Scan (7x7x1): Measurement grid: dx=15mm, dy=15mm
 Maximum value of SAR (measured) = 0.912 W/kg

Head/Pin=100 mW/Zoom Scan (7x7x7)/Cube 0: Measurement grid: dx=5mm, dy=5mm, dz=5mm
 Reference Value = 31.60 V/m; Power Drift = 0.16 dB
 Peak SAR (extrapolated) = 1.21 W/kg
SAR(1 g) = 0.785 W/kg; SAR(10 g) = 0.509 W/kg
 Smallest distance from peaks to all points 3 dB below: Larger than measurement grid
 Ratio of SAR at M2 to SAR at M1 = 65.1%
 Maximum value of SAR (measured) = 0.964 W/kg

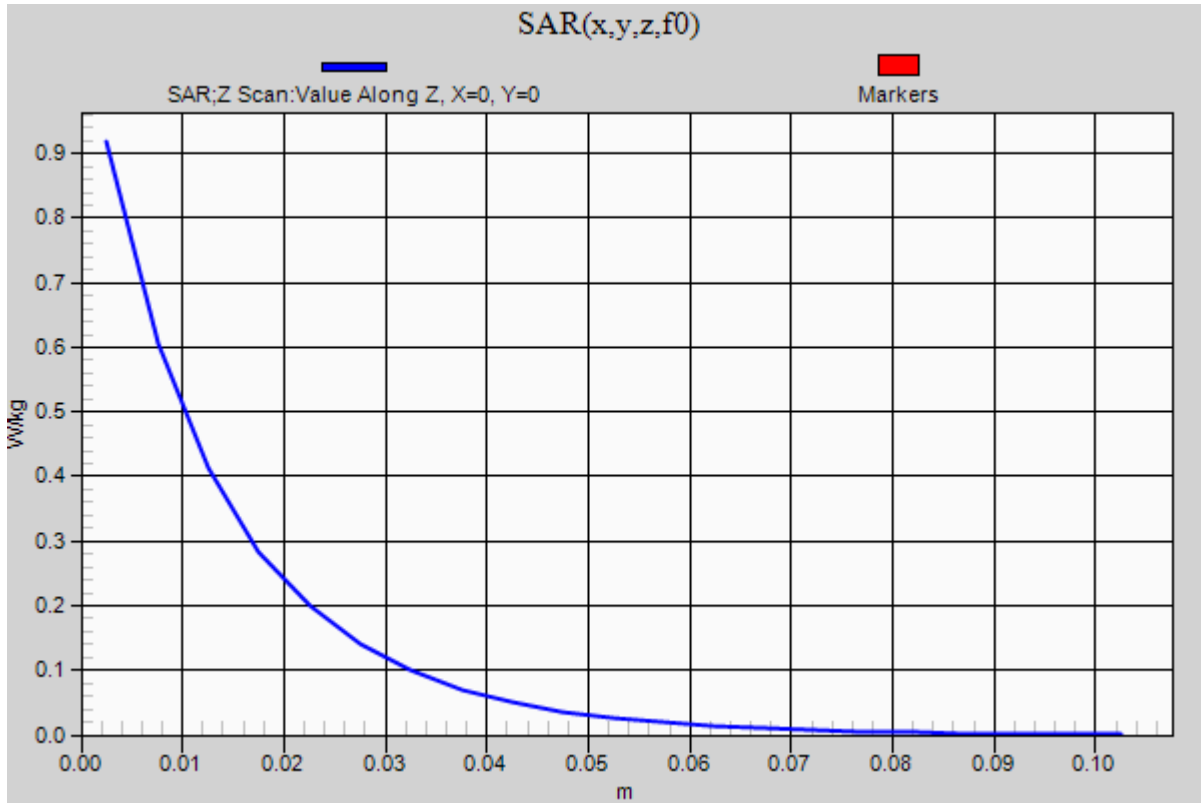


0 dB = 0.964 W/kg = -0.16 dBW/kg

20210724_SystemPerformanceCheck-D750V3 SN 1071

Frequency: 750 MHz; Duty Cycle: 1:1

Head/Pin=100 mW/Z Scan (1x1x21): Measurement grid: dx=20mm, dy=20mm, dz=5mm
Maximum value of SAR (measured) = 0.918 W/kg



20210630_SystemPerformanceCheck-D3500V2 SN 1060

Frequency: 3500 MHz; Duty Cycle: 1:1; Room Ambient Temperature: 24.0°C; Liquid Temperature: 23.0°C

Medium parameters used: $f = 3500$ MHz; $\sigma = 2.887$ S/m; $\epsilon_r = 38.865$; $\rho = 1000$ kg/m³

DASY5 Configuration:

- Area Scan Setting: Find Secondary Maximum Within: 2.0 dB and with a peak SAR value greater than 0.0012W/kg
- Electronics: DAE4 Sn1472; Calibrated: 1/28/2021
- Probe: EX3DV4 - SN7587; ConvF(6.99, 6.99, 6.99) @ 3500 MHz; Calibrated: 4/27/2021
- Sensor-Surface: 2.5mm (Mechanical Surface Detection)
- Phantom: Twin-SAM V5.0 (30deg probe tilt); Type: QD 000 P40 CD; Serial: 1629

Head/Pin=100 mW/Area Scan (8x8x1): Measurement grid: dx=12mm, dy=12mm

Maximum value of SAR (measured) = 8.82 W/kg

Head/Pin=100 mW/Zoom Scan (8x8x8)/Cube 0: Measurement grid: dx=4.3mm, dy=4.3mm, dz=3mm

Reference Value = 54.64 V/m; Power Drift = 0.17 dB

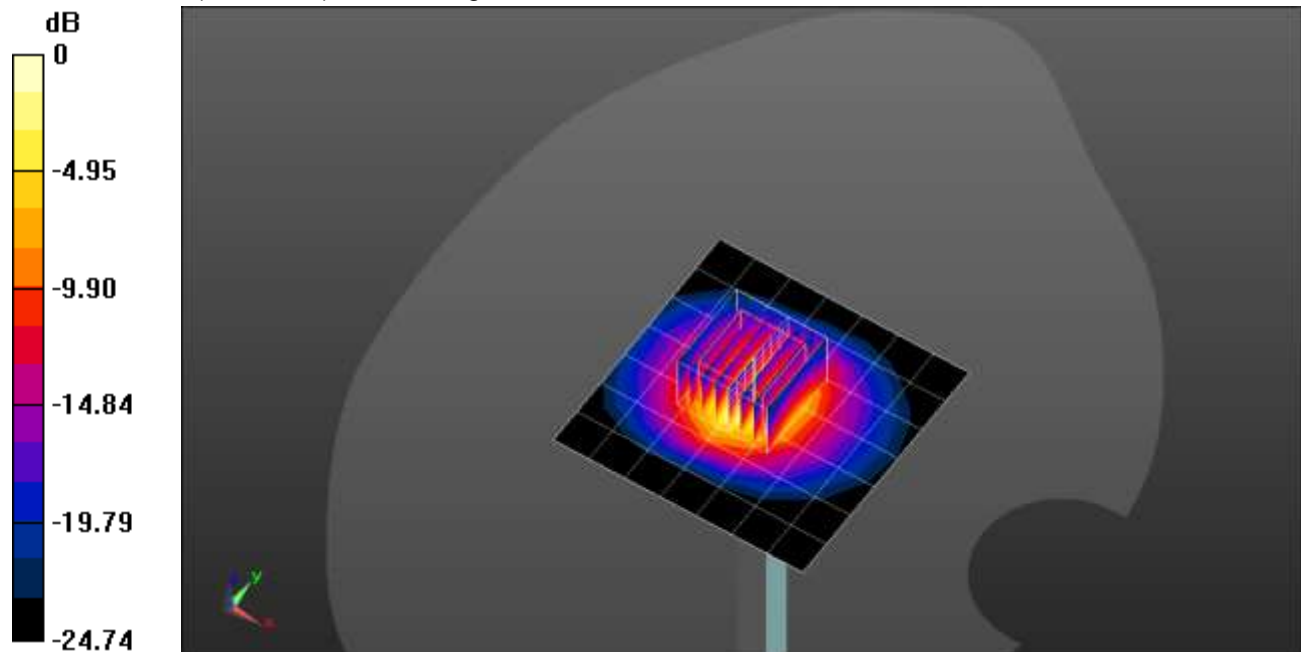
Peak SAR (extrapolated) = 16.5 W/kg

SAR(1 g) = 6.41 W/kg; SAR(10 g) = 2.45 W/kg

Smallest distance from peaks to all points 3 dB below = 8.6 mm

Ratio of SAR at M2 to SAR at M1 = 56.1%

Maximum value of SAR (measured) = 9.49 W/kg



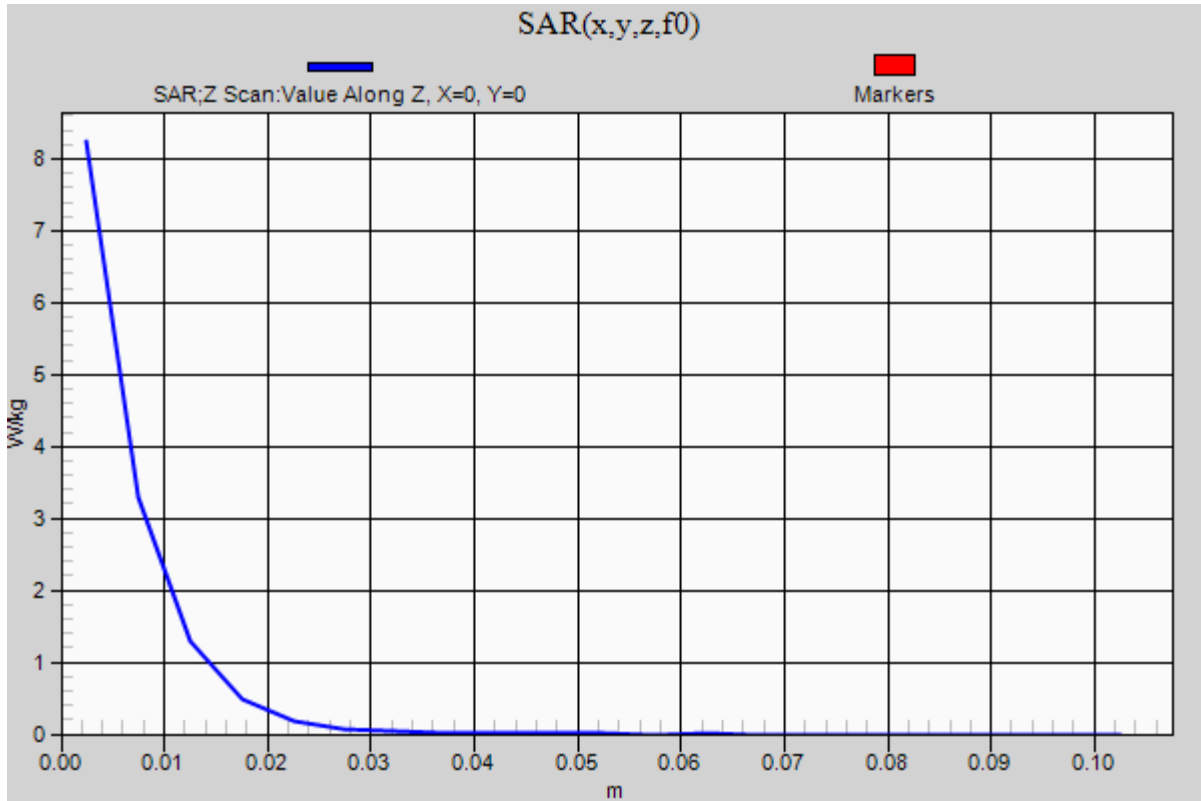
0 dB = 9.49 W/kg = 9.77 dBW/kg

20210630_SystemPerformanceCheck-D3500V2 SN 1060

Frequency: 3500 MHz; Duty Cycle: 1:1

Head/Pin=100 mW/Z Scan (1x1x21): Measurement grid: dx=20mm, dy=20mm, dz=5mm

Maximum value of SAR (measured) = 8.24 W/kg



20210724_SystemPerformanceCheck-D835V2 SN 4d142

Frequency: 835 MHz; Duty Cycle: 1:1; Room Ambient Temperature: 24.0°C; Liquid Temperature: 23.0°C
 Medium parameters used: $f = 835 \text{ MHz}$; $\sigma = 0.944 \text{ S/m}$; $\epsilon_r = 41.152$; $\rho = 1000 \text{ kg/m}^3$

DASY5 Configuration:

- Area Scan Setting: Find Secondary Maximum Within: 2.0 dB and with a peak SAR value greater than 0.0012W/kg
- Electronics: DAE4 Sn1472; Calibrated: 1/28/2021
- Probe: EX3DV4 - SN7587; ConvF(10.09, 10.09, 10.09) @ 835 MHz; Calibrated: 4/27/2021
- Sensor-Surface: 2.5mm (Mechanical Surface Detection)
- Phantom: Twin-SAM V5.0 (30deg probe tilt); Type: QD 000 P40 CD; Serial: 1629

Head/Pin=100 mW/Area Scan (7x7x1): Measurement grid: dx=15mm, dy=15mm

Maximum value of SAR (measured) = 0.903 W/kg

Head/Pin=100 mW/Zoom Scan (7x7x7)/Cube 0: Measurement grid: dx=5mm, dy=5mm, dz=5mm

Reference Value = 31.23 V/m; Power Drift = 0.14 dB

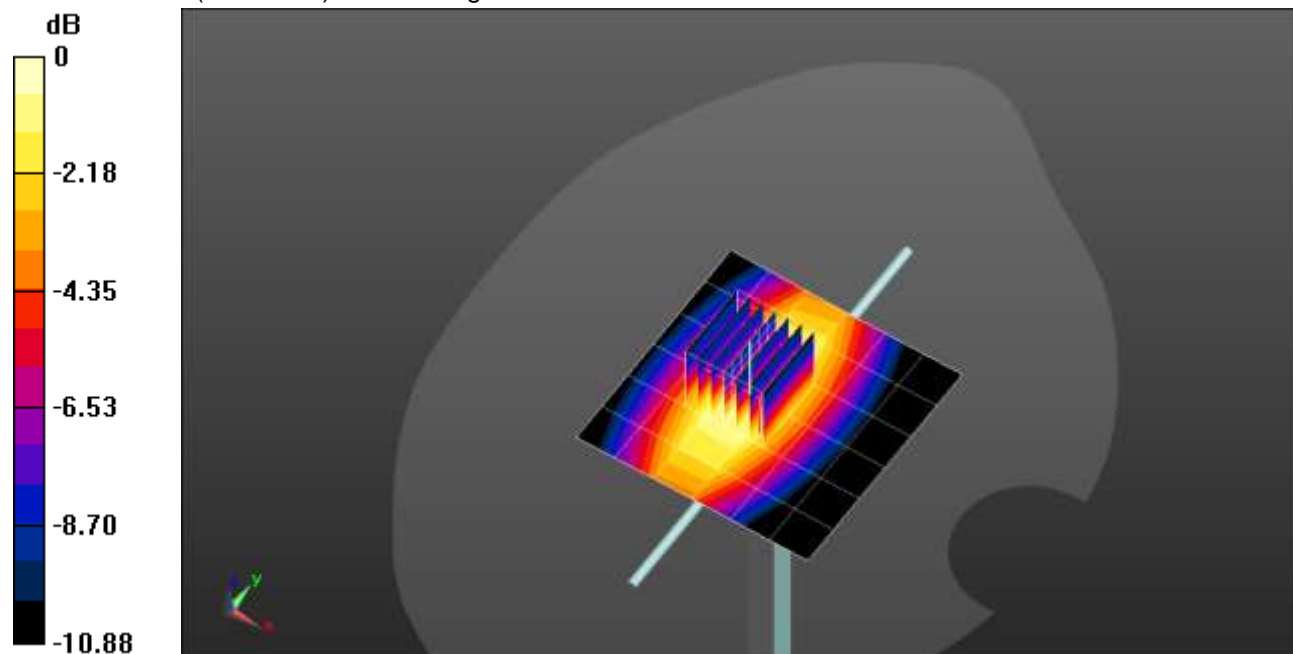
Peak SAR (extrapolated) = 1.30 W/kg

SAR(1 g) = 0.851 W/kg; SAR(10 g) = 0.550 W/kg

Smallest distance from peaks to all points 3 dB below = 21.9 mm

Ratio of SAR at M2 to SAR at M1 = 65.8%

Maximum value of SAR (measured) = 1.04 W/kg

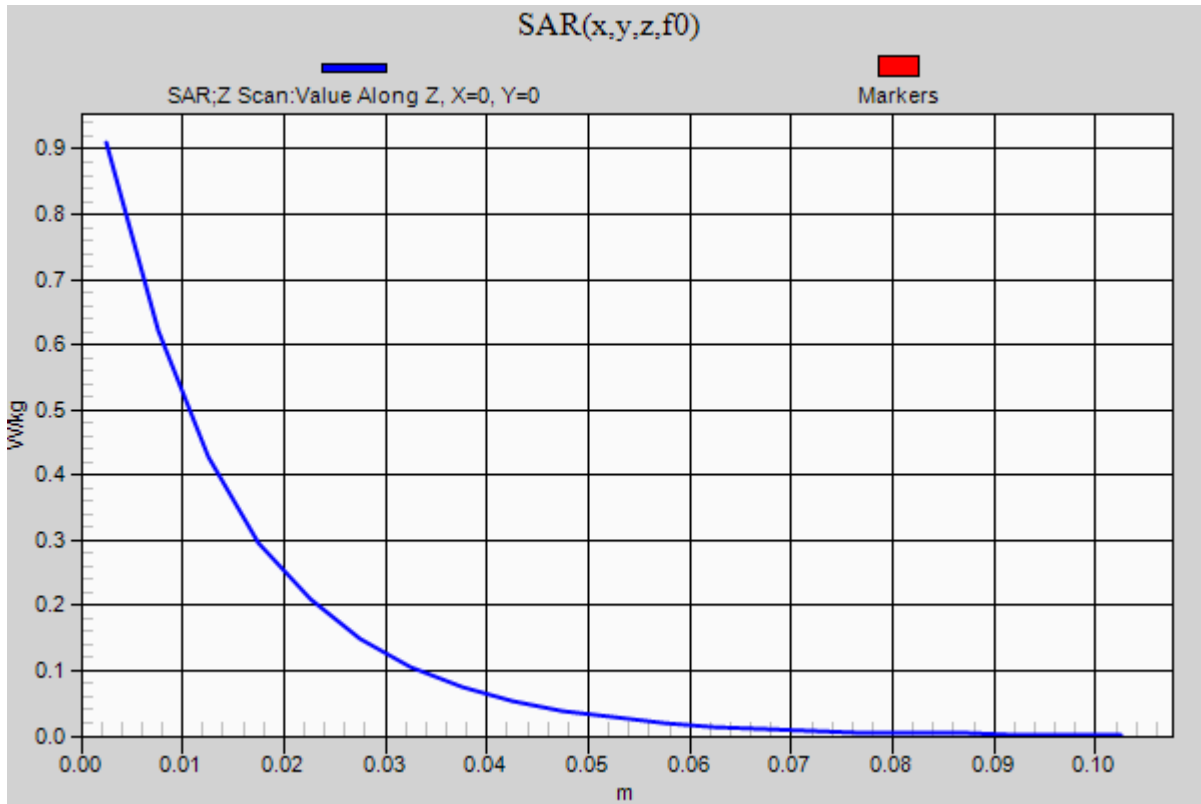


0 dB = 1.04 W/kg = 0.17 dBW/kg

20210724_SystemPerformanceCheck-D835V2 SN 4d142

Frequency: 835 MHz; Duty Cycle: 1:1

Head/Pin=100 mW/Z Scan (1x1x21): Measurement grid: dx=20mm, dy=20mm, dz=5mm
Maximum value of SAR (measured) = 0.910 W/kg



20210728_SystemPerformanceCheck-D2600V2 SN 1006

Frequency: 2600 MHz; Duty Cycle: 1:1; Room Ambient Temperature: 24.0°C; Liquid Temperature: 23.0°C
 Medium parameters used: $f = 2600$ MHz; $\sigma = 1.918$ S/m; $\epsilon_r = 38.184$; $\rho = 1000$ kg/m³

DASY5 Configuration:

- Area Scan Setting: Find Secondary Maximum Within: 2.0 dB and with a peak SAR value greater than 0.0012W/kg
- Electronics: DAE4 Sn1472; Calibrated: 1/28/2021
- Probe: EX3DV4 - SN7587; ConvF(7.33, 7.33, 7.33) @ 2600 MHz; Calibrated: 4/27/2021
- Sensor-Surface: 2.5mm (Mechanical Surface Detection)
- Phantom: Twin-SAM V5.0 (30deg probe tilt); Type: QD 000 P40 CD; Serial: 1629

Head/Pin=100 mW/Area Scan (8x8x1): Measurement grid: dx=12mm, dy=12mm

Maximum value of SAR (measured) = 7.29 W/kg

Head/Pin=100 mW/Zoom Scan (7x7x7)/Cube 0: Measurement grid: dx=5mm, dy=5mm, dz=5mm

Reference Value = 49.55 V/m; Power Drift = -0.10 dB

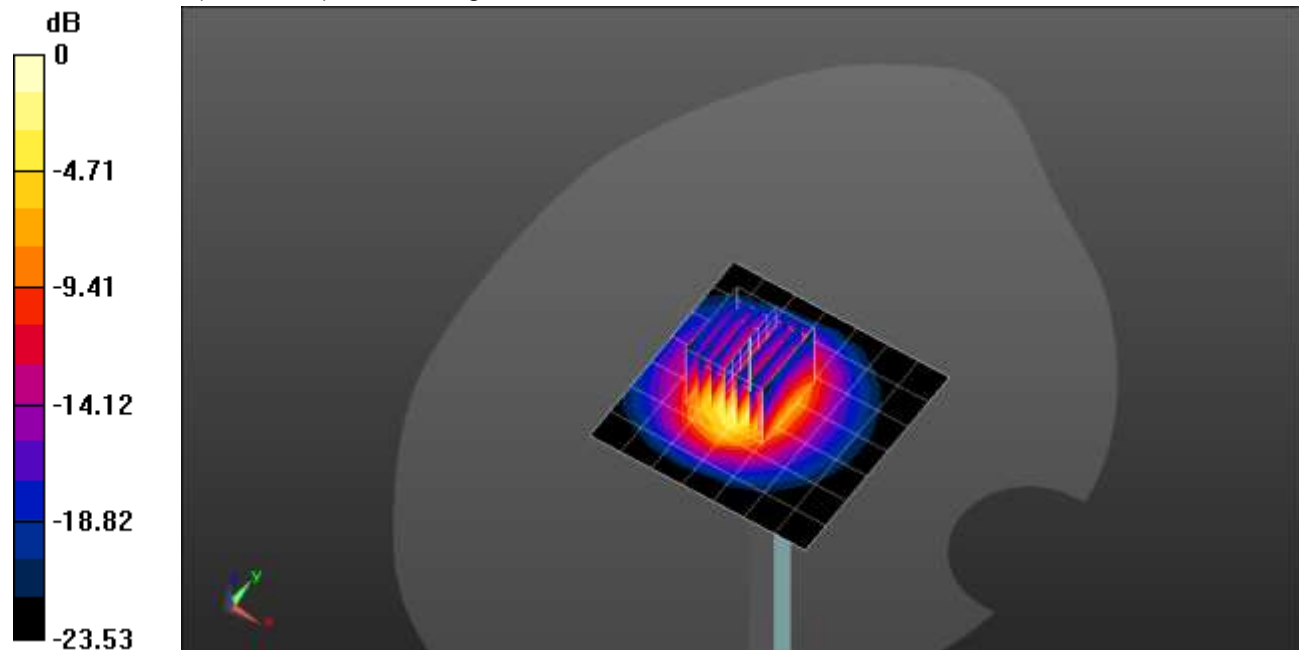
Peak SAR (extrapolated) = 12.0 W/kg

SAR(1 g) = 5.58 W/kg; SAR(10 g) = 2.49 W/kg

Smallest distance from peaks to all points 3 dB below = 9.8 mm

Ratio of SAR at M2 to SAR at M1 = 47%

Maximum value of SAR (measured) = 8.06 W/kg

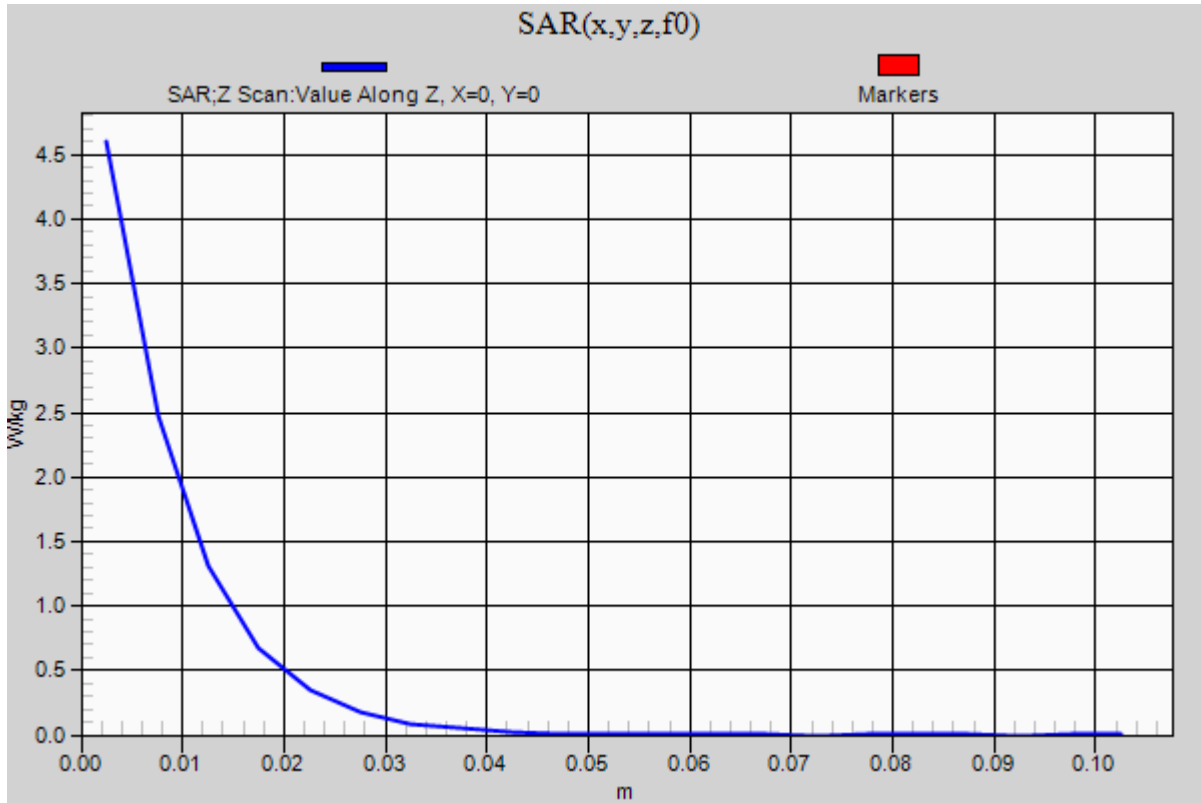


0 dB = 8.06 W/kg = 9.06 dBW/kg

20210728_SystemPerformanceCheck-D2600V2 SN 1006

Frequency: 2600 MHz; Duty Cycle: 1:1

Head/Pin=100 mW/Z Scan (1x1x21): Measurement grid: dx=20mm, dy=20mm, dz=5mm
Maximum value of SAR (measured) = 4.60 W/kg



20210619_SystemPerformanceCheck-D3500V2 SN 1011

Frequency: 3500 MHz; Duty Cycle: 1:1; Room Ambient Temperature: 24.0°C; Liquid Temperature: 23.0°C

Medium parameters used: $f = 3500$ MHz; $\sigma = 2.827$ S/m; $\epsilon_r = 36.698$; $\rho = 1000$ kg/m³

DASY5 Configuration:

- Area Scan Setting: Find Secondary Maximum Within: 2.0 dB and with a peak SAR value greater than 0.0012W/kg
- Electronics: DAE4 Sn1248; Calibrated: 2/19/2021
- Probe: EX3DV4 - SN7582; ConvF(7.4, 7.4, 7.4) @ 3500 MHz; Calibrated: 3/1/2021
- Sensor-Surface: 2.5mm (Mechanical Surface Detection)
- Phantom: Twin-SAM V8.0 (20deg probe tilt); Type: QD 000 P41 AA; Serial: 1956

Head/Pin=100 mW/Area Scan (8x8x1): Measurement grid: dx=12mm, dy=12mm

Maximum value of SAR (measured) = 7.99 W/kg

Head/Pin=100 mW/Zoom Scan (8x8x8)/Cube 0: Measurement grid: dx=4.3mm, dy=4.3mm, dz=3mm

Reference Value = 56.13 V/m; Power Drift = 0.14 dB

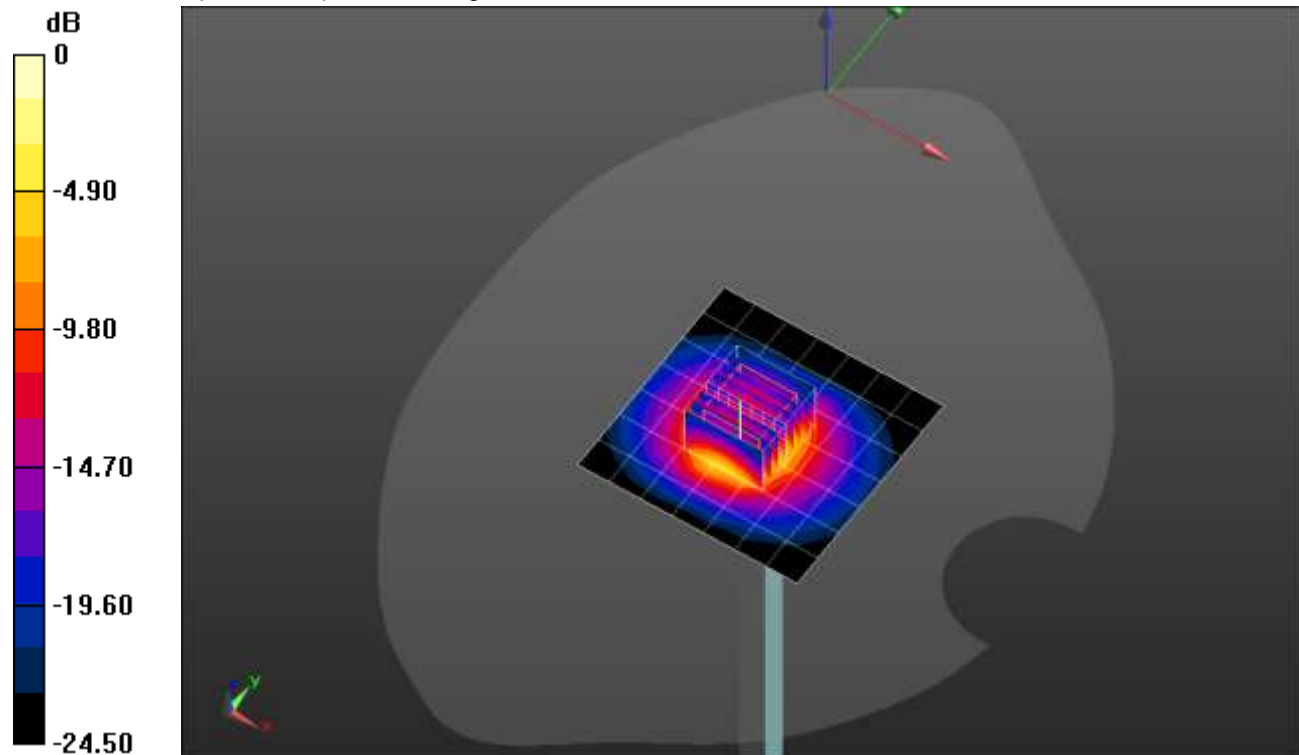
Peak SAR (extrapolated) = 15.4 W/kg

SAR(1 g) = 6.08 W/kg; SAR(10 g) = 2.35 W/kg

Smallest distance from peaks to all points 3 dB below = 8.6 mm

Ratio of SAR at M2 to SAR at M1 = 56.9%

Maximum value of SAR (measured) = 8.94 W/kg

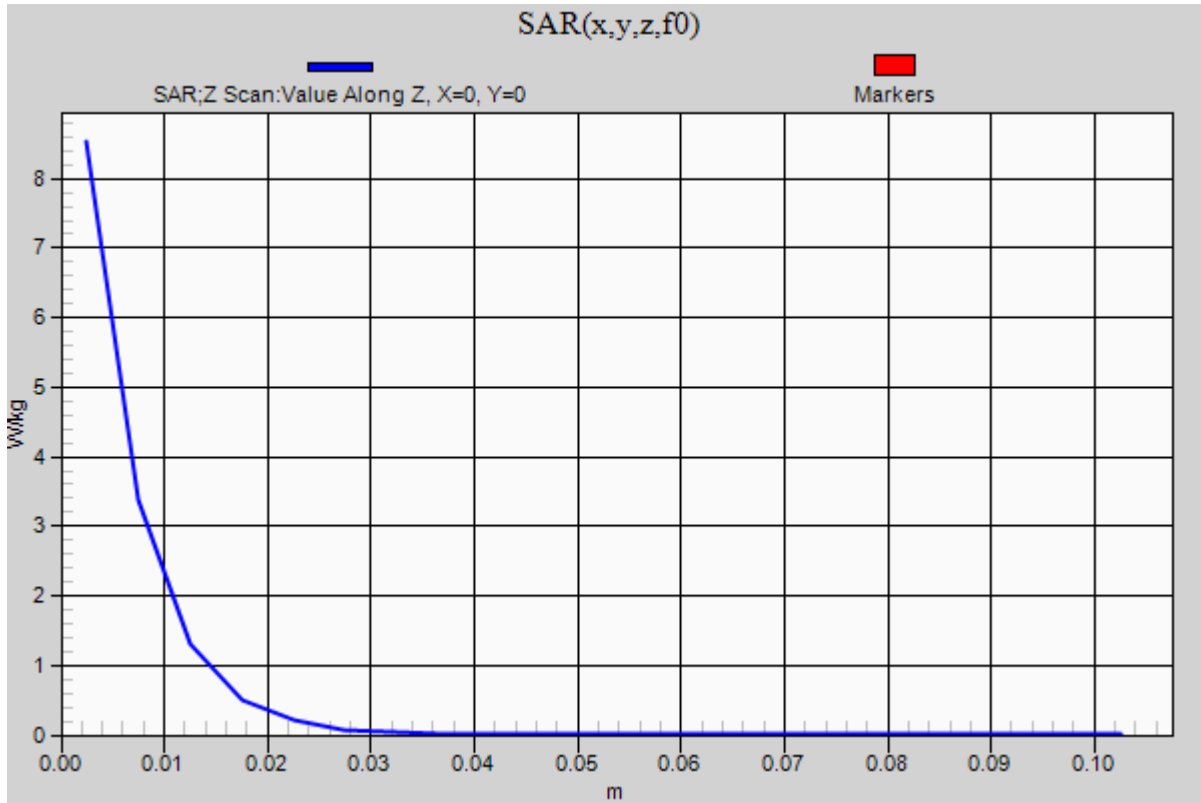


0 dB = 8.94 W/kg = 9.51 dBW/kg

20210619_SystemPerformanceCheck-D3500V2 SN 1011

Frequency: 3500 MHz; Duty Cycle: 1:1

Head/Pin=100 mW/Z Scan (1x1x21): Measurement grid: dx=20mm, dy=20mm, dz=5mm
Maximum value of SAR (measured) = 8.53 W/kg



20210623_SystemPerformanceCheck-D3500V2 SN 1060

Frequency: 3500 MHz; Duty Cycle: 1:1; Room Ambient Temperature: 24.0°C; Liquid Temperature: 23.0°C

Medium parameters used: $f = 3500$ MHz; $\sigma = 2.788$ S/m; $\epsilon_r = 39.464$; $\rho = 1000$ kg/m³

DASY5 Configuration:

- Area Scan Setting: Find Secondary Maximum Within: 2.0 dB and with a peak SAR value greater than 0.0012W/kg
- Electronics: DAE4 Sn1248; Calibrated: 2/19/2021
- Probe: EX3DV4 - SN7582; ConvF(7.4, 7.4, 7.4) @ 3500 MHz; Calibrated: 3/1/2021
- Sensor-Surface: 2.5mm (Mechanical Surface Detection)
- Phantom: Twin-SAM V8.0 (20deg probe tilt); Type: QD 000 P41 Ax; Serial: xxxx

Head/Pin=100 mW/Area Scan (8x8x1): Measurement grid: dx=12mm, dy=12mm

Maximum value of SAR (measured) = 6.88 W/kg

Head/Pin=100 mW/Zoom Scan (8x8x8)/Cube 0: Measurement grid: dx=4.3mm, dy=4.3mm, dz=3mm

Reference Value = 54.68 V/m; Power Drift = 0.16 dB

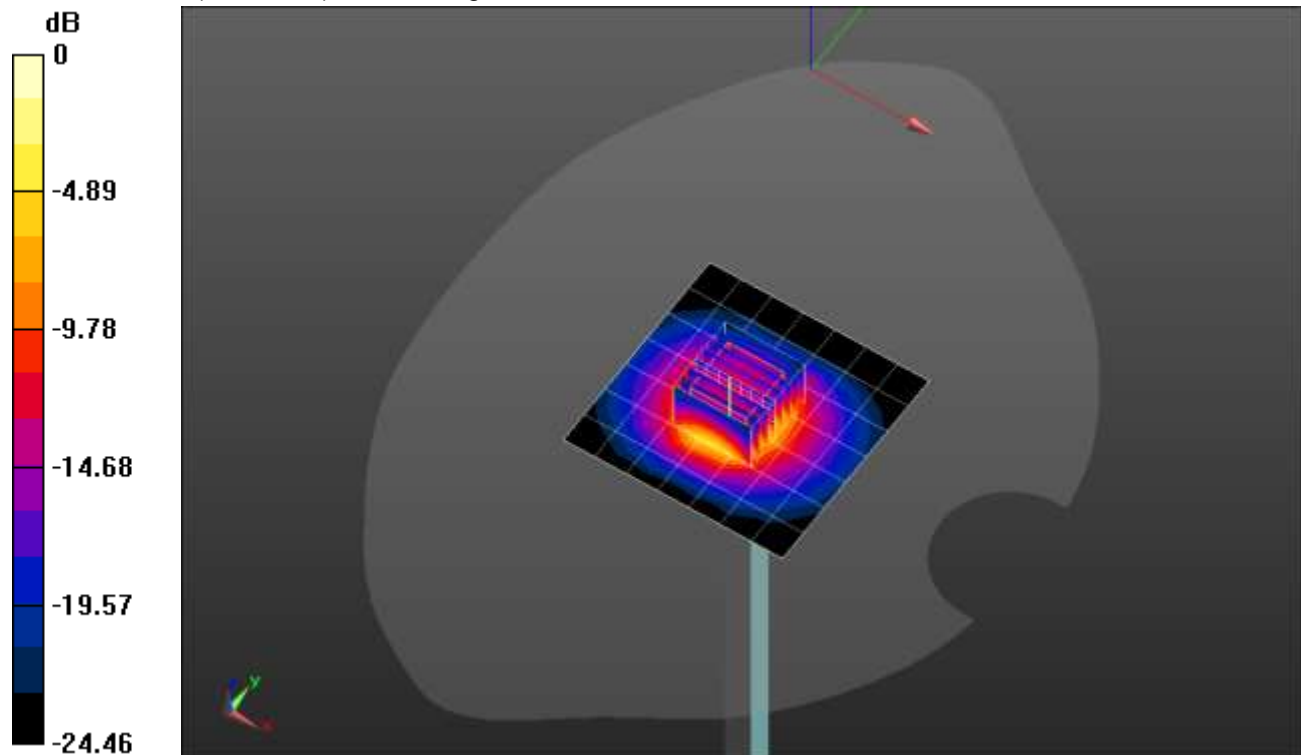
Peak SAR (extrapolated) = 14.2 W/kg

SAR(1 g) = 5.63 W/kg; SAR(10 g) = 2.18 W/kg

Smallest distance from peaks to all points 3 dB below = 8.8 mm

Ratio of SAR at M2 to SAR at M1 = 56.7%

Maximum value of SAR (measured) = 8.39 W/kg



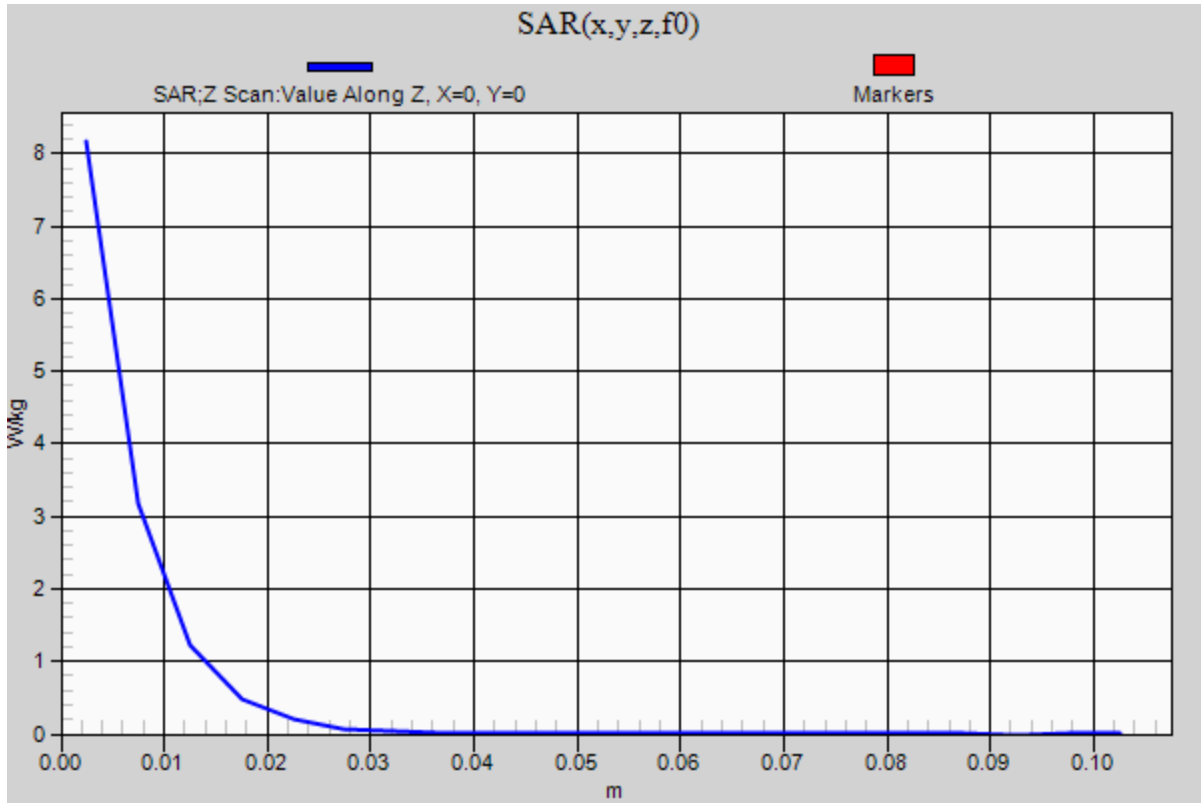
0 dB = 8.39 W/kg = 9.24 dBW/kg

20210623_SystemPerformanceCheck-D3500V2 SN 1060

Frequency: 3500 MHz; Duty Cycle: 1:1

Head/Pin=100 mW/Z Scan (1x1x21): Measurement grid: dx=20mm, dy=20mm, dz=5mm

Maximum value of SAR (measured) = 8.17 W/kg



20210720_SystemPerformanceCheck-D3700V2 SN 1039

Frequency: 3700 MHz; Duty Cycle: 1:1; Room Ambient Temperature: 24.0°C; Liquid Temperature: 23.0°C

Medium parameters used: $f = 3700$ MHz; $\sigma = 3.003$ S/m; $\epsilon_r = 39.433$; $\rho = 1000$ kg/m³

DASY5 Configuration:

- Area Scan Setting: Find Secondary Maximum Within: 2.0 dB and with a peak SAR value greater than 0.0012W/kg
- Electronics: DAE4 Sn1248; Calibrated: 2/19/2021
- Probe: EX3DV4 - SN7582; ConvF(7.3, 7.3, 7.3) @ 3700 MHz; Calibrated: 3/1/2021
- Sensor-Surface: 2.5mm (Mechanical Surface Detection)
- Phantom: Twin-SAM V8.0 (20deg probe tilt); Type: QD 000 P41 Ax; Serial: xxxx

Head/Pin=100 mW/Area Scan (8x8x1): Measurement grid: dx=12mm, dy=12mm

Maximum value of SAR (measured) = 6.75 W/kg

Head/Pin=100 mW/Zoom Scan (8x8x8)/Cube 0: Measurement grid: dx=4.3mm, dy=4.3mm, dz=3mm

Reference Value = 53.69 V/m; Power Drift = 0.16 dB

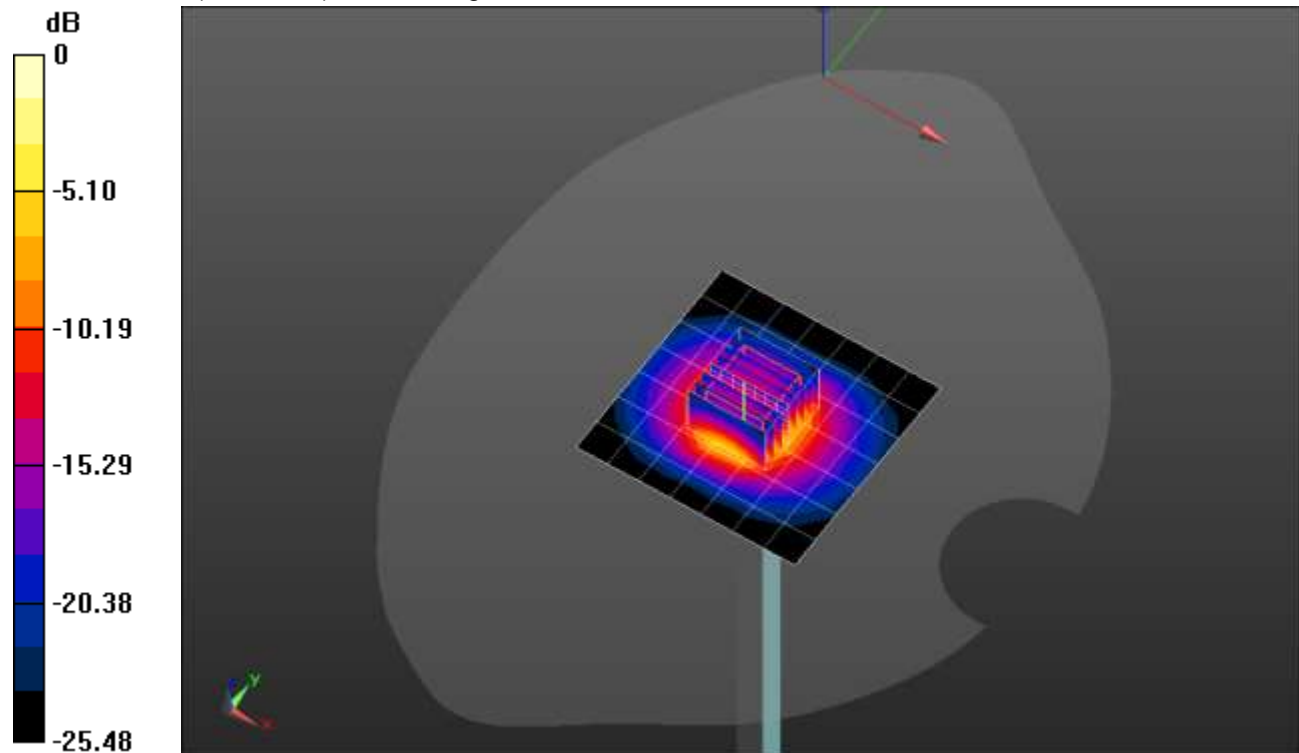
Peak SAR (extrapolated) = 15.8 W/kg

SAR(1 g) = 6.04 W/kg; SAR(10 g) = 2.26 W/kg

Smallest distance from peaks to all points 3 dB below = 8.8 mm

Ratio of SAR at M2 to SAR at M1 = 55.2%

Maximum value of SAR (measured) = 9.07 W/kg



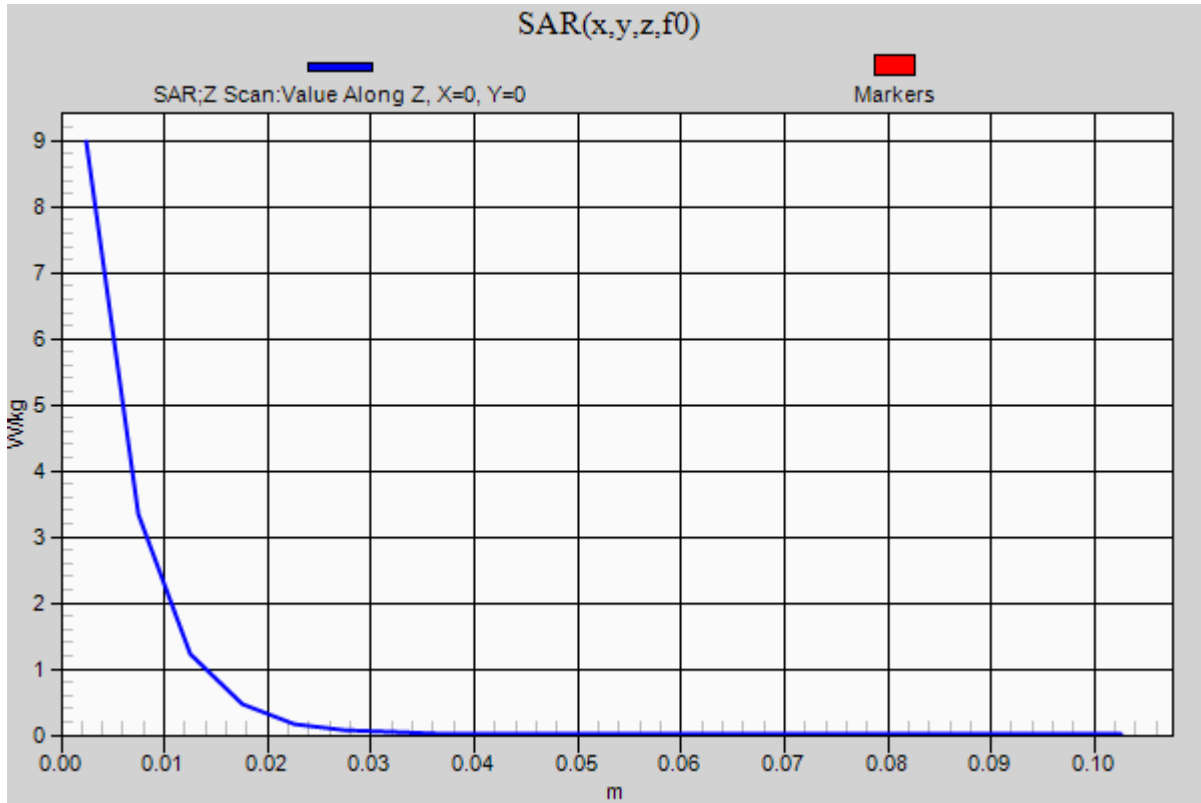
0 dB = 9.07 W/kg = 9.58 dBW/kg

20210720_SystemPerformanceCheck-D3700V2 SN 1039

Frequency: 3700 MHz; Duty Cycle: 1:1

Head/Pin=100 mW/Z Scan (1x1x21): Measurement grid: dx=20mm, dy=20mm, dz=5mm

Maximum value of SAR (measured) = 8.98 W/kg



20210720_SystemPerformanceCheck-D3900V2 SN 1052

Frequency: 3900 MHz; Duty Cycle: 1:1; Room Ambient Temperature: 24.0°C; Liquid Temperature: 23.0°C

Medium parameters used: $f = 3900$ MHz; $\sigma = 3.216$ S/m; $\epsilon_r = 38.956$; $\rho = 1000$ kg/m³

DASY5 Configuration:

- Area Scan Setting: Find Secondary Maximum Within: 2.0 dB and with a peak SAR value greater than 0.0012W/kg
- Electronics: DAE4 Sn1248; Calibrated: 2/19/2021
- Probe: EX3DV4 - SN7582; ConvF(7.01, 7.01, 7.01) @ 3900 MHz; Calibrated: 3/1/2021
- Sensor-Surface: 2.5mm (Mechanical Surface Detection)
- Phantom: Twin-SAM V8.0 (30deg probe tilt); Type: QD 000 P41 Ax; Serial: xxxx

Head/Pin=100 mW/Area Scan (8x8x1): Measurement grid: dx=12mm, dy=12mm

Maximum value of SAR (measured) = 8.46 W/kg

Head/Pin=100 mW/Zoom Scan (8x8x8)/Cube 0: Measurement grid: dx=4.3mm, dy=4.3mm, dz=3mm

Reference Value = 54.54 V/m; Power Drift = -0.04 dB

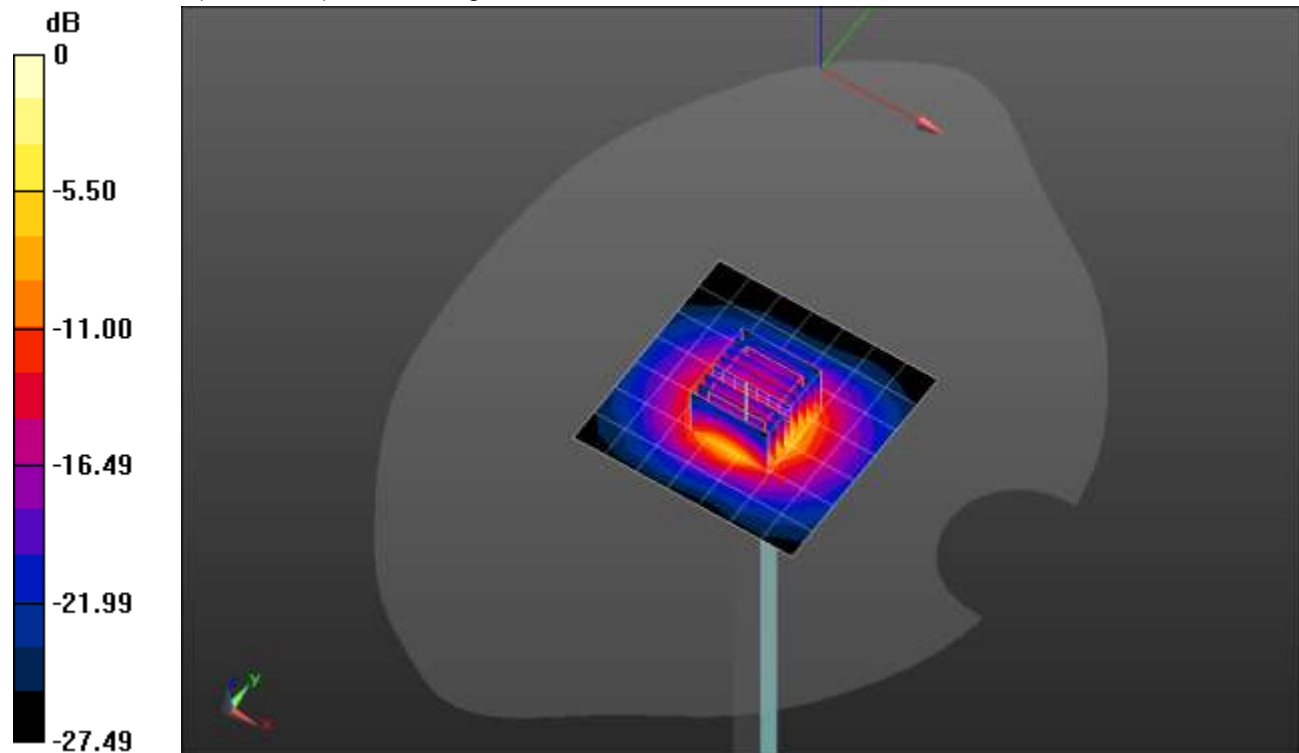
Peak SAR (extrapolated) = 16.5 W/kg

SAR(1 g) = 6.4 W/kg; SAR(10 g) = 2.3 W/kg

Smallest distance from peaks to all points 3 dB below = 8.6 mm

Ratio of SAR at M2 to SAR at M1 = 55.4%

Maximum value of SAR (measured) = 9.77 W/kg

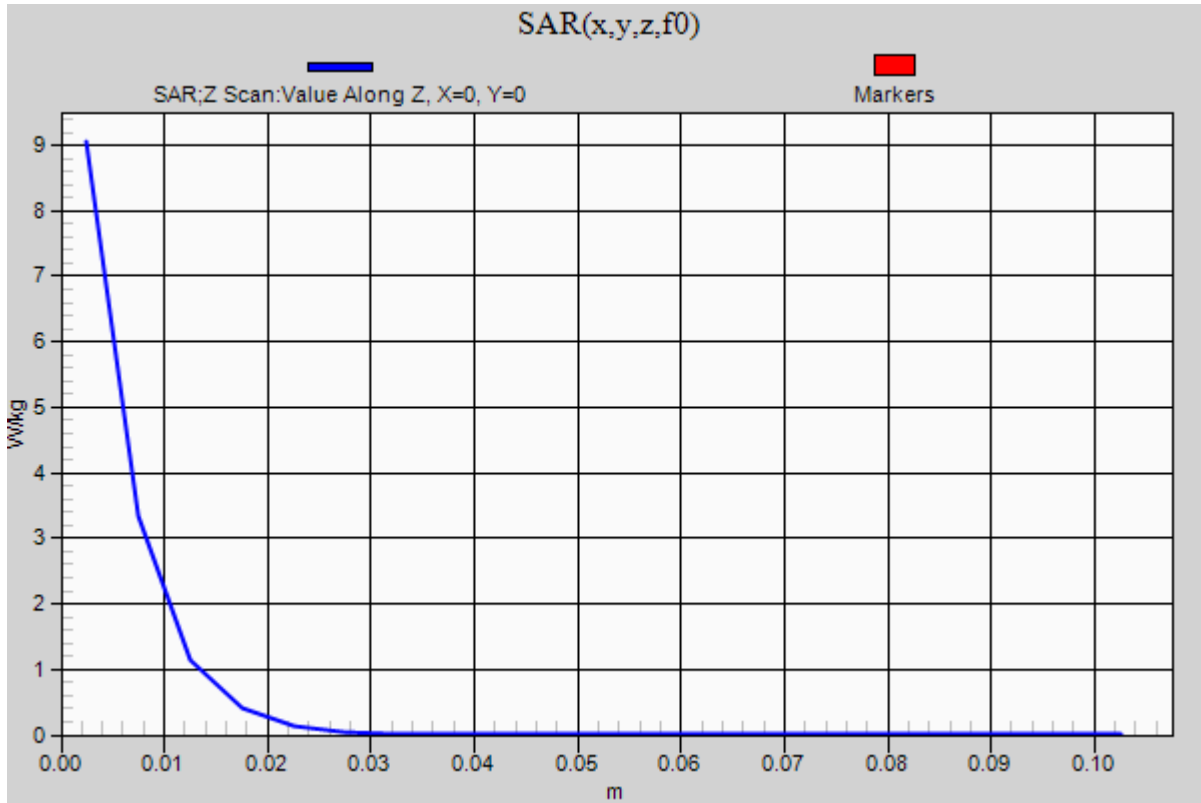


0 dB = 9.77 W/kg = 9.90 dBW/kg

20210720_SystemPerformanceCheck-D3900V2 SN 1052

Frequency: 3900 MHz; Duty Cycle: 1:1

Head/Pin=100 mW/Z Scan (1x1x21): Measurement grid: dx=20mm, dy=20mm, dz=5mm
Maximum value of SAR (measured) = 9.05 W/kg



20210628_SystemPerformanceCheck-D835V2 SN 4d117

Frequency: 835 MHz; Duty Cycle: 1:1; Room Ambient Temperature: 24.0°C; Liquid Temperature: 23.0°C
 Medium parameters used: $f = 835 \text{ MHz}$; $\sigma = 0.884 \text{ S/m}$; $\epsilon_r = 40.75$; $\rho = 1000 \text{ kg/m}^3$

DASY5 Configuration:

- Area Scan Setting: Find Secondary Maximum Within: 2.0 dB and with a peak SAR value greater than 0.0012W/kg
- Electronics: DAE4 Sn1545; Calibrated: 2/22/2021
- Probe: EX3DV4 - SN7448; ConvF(9.76, 9.76, 9.76) @ 835 MHz; Calibrated: 2/26/2021
- Sensor-Surface: 2.5mm (Mechanical Surface Detection)
- Phantom: SAM with CRP v5.0; Type: QD000P40CD; Serial: TP:xxxx

Head/Pin=100 mW/Area Scan (7x7x1): Measurement grid: dx=15mm, dy=15mm

Maximum value of SAR (measured) = 1.13 W/kg

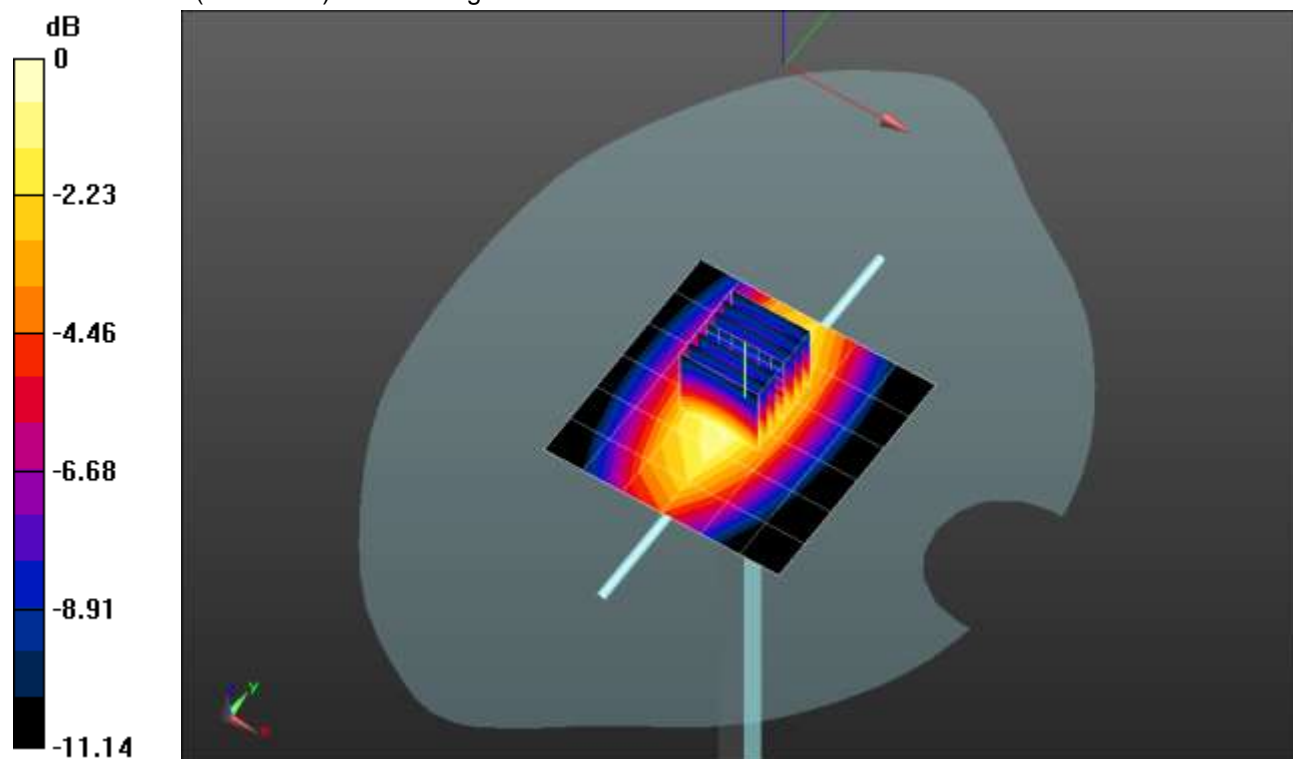
Head/Pin=100 mW/Zoom Scan (7x7x7)/Cube 0: Measurement grid: dx=5mm, dy=5mm, dz=5mm

Reference Value = 36.28 V/m; Power Drift = 0.09 dB

Peak SAR (extrapolated) = 1.51 W/kg

SAR(1 g) = 0.968 W/kg; SAR(10 g) = 0.622 W/kg

Maximum value of SAR (measured) = 1.20 W/kg



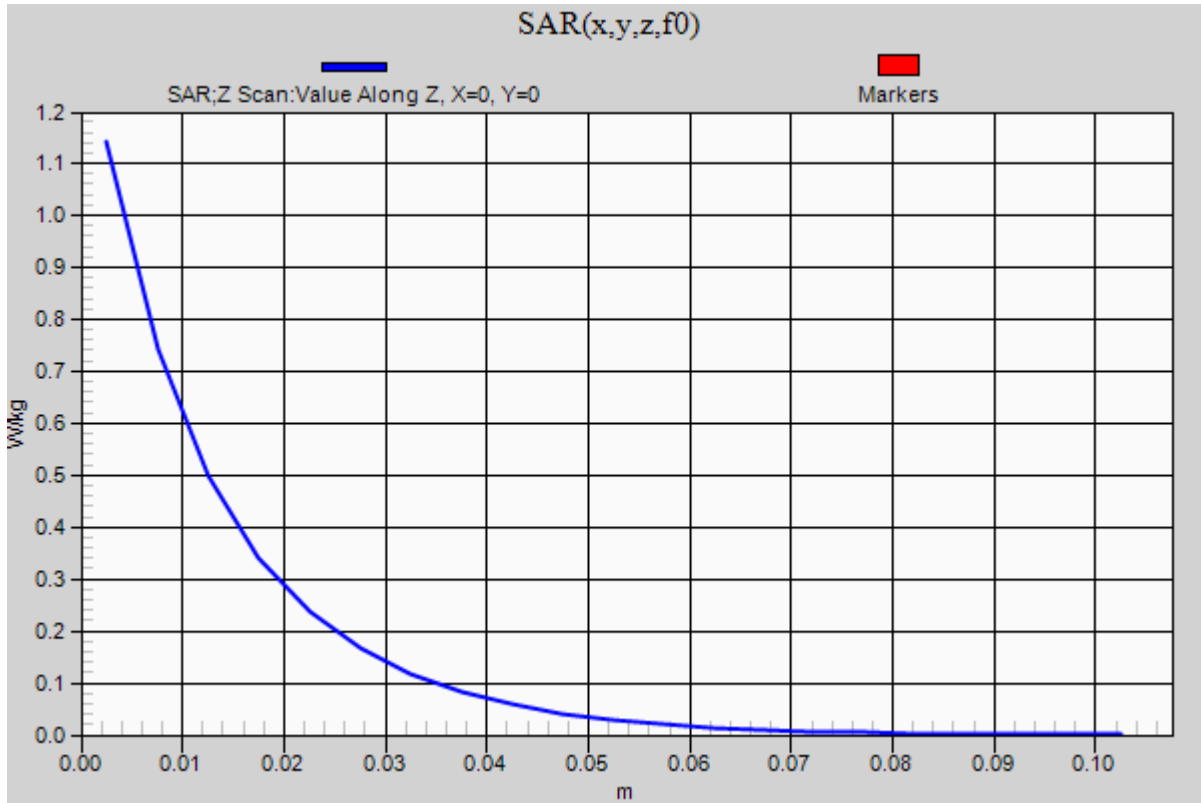
0 dB = 1.20 W/kg = 0.79 dBW/kg

20210628_SystemPerformanceCheck-D835V2 SN 4d117

Frequency: 835 MHz; Duty Cycle: 1:1

Head/Pin=100 mW/Z Scan (1x1x21): Measurement grid: dx=20mm, dy=20mm, dz=5mm

Maximum value of SAR (measured) = 1.14 W/kg



20210708_SystemPerformanceCheck-D835V2 SN 4d142

Frequency: 835 MHz; Duty Cycle: 1:1; Room Ambient Temperature: 24.0°C; Liquid Temperature: 23.0°C
 Medium parameters used: $f = 835 \text{ MHz}$; $\sigma = 0.909 \text{ S/m}$; $\epsilon_r = 40.158$; $\rho = 1000 \text{ kg/m}^3$

DASY5 Configuration:

- Area Scan Setting: Find Secondary Maximum Within: 2.0 dB and with a peak SAR value greater than 0.0012W/kg
- Electronics: DAE4 Sn1545; Calibrated: 2/22/2021
- Probe: EX3DV4 - SN7448; ConvF(9.76, 9.76, 9.76) @ 835 MHz; Calibrated: 2/26/2021
- Sensor-Surface: 2.5mm (Mechanical Surface Detection)
- Phantom: SAM with CRP v5.0; Type: QD000P40CD; Serial: TP:xxxx

Head/Pin=100 mW/Area Scan (7x7x1): Measurement grid: dx=15mm, dy=15mm

Maximum value of SAR (measured) = 1.11 W/kg

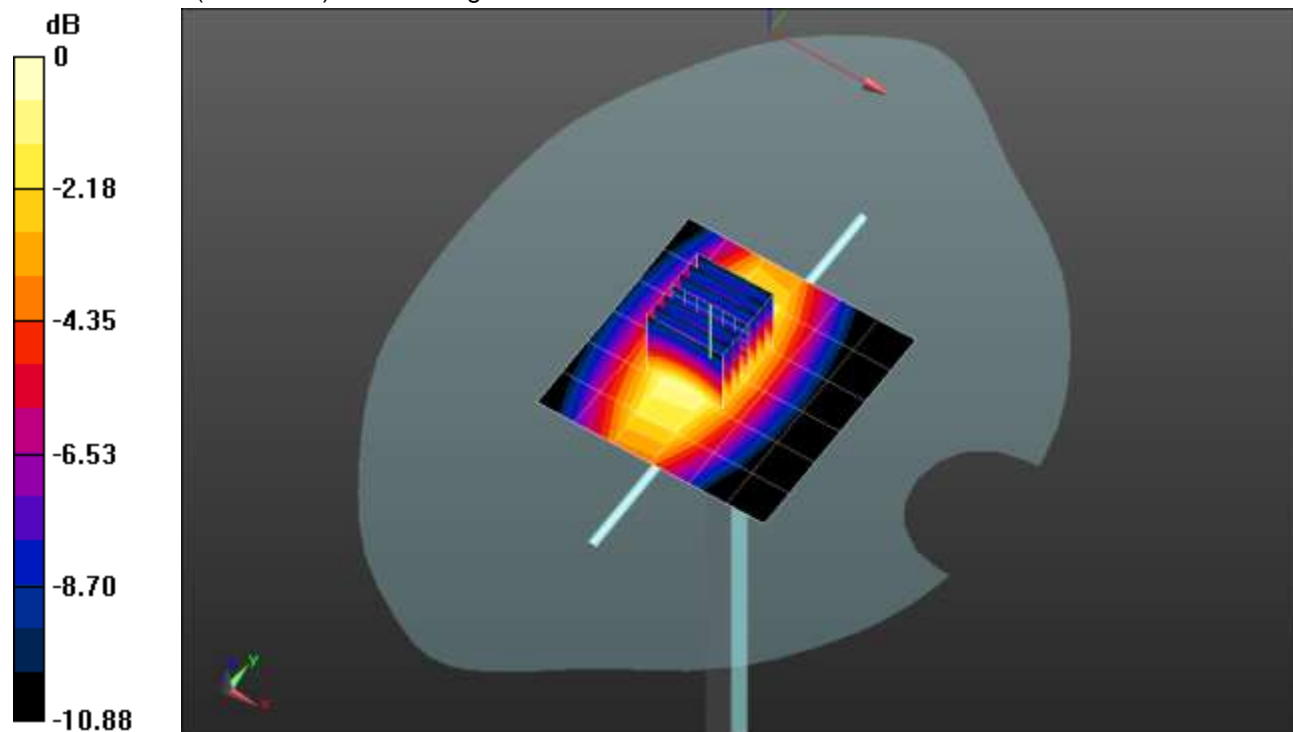
Head/Pin=100 mW/Zoom Scan (7x7x7)/Cube 0: Measurement grid: dx=5mm, dy=5mm, dz=5mm

Reference Value = 34.60 V/m; Power Drift = 0.09 dB

Peak SAR (extrapolated) = 1.55 W/kg

SAR(1 g) = 1.02 W/kg; SAR(10 g) = 0.664 W/kg

Maximum value of SAR (measured) = 1.25 W/kg



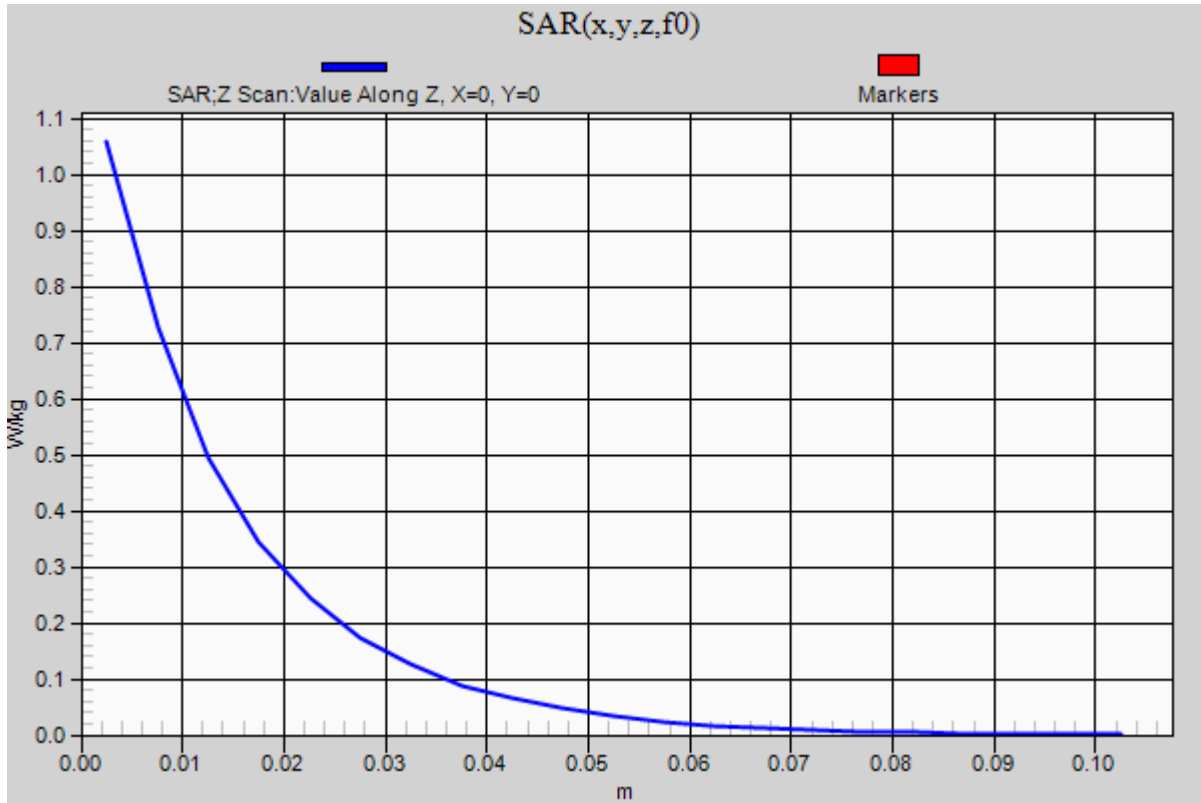
0 dB = 1.25 W/kg = 0.97 dBW/kg

20210708_SystemPerformanceCheck-D835V2 SN 4d142

Frequency: 835 MHz; Duty Cycle: 1:1

Head/Pin=100 mW/Z Scan (1x1x21): Measurement grid: dx=20mm, dy=20mm, dz=5mm

Maximum value of SAR (measured) = 1.06 W/kg



06222021_SystemPerformanceCheck-D750V3 SN 1071

Frequency: 750 MHz; Duty Cycle: 1:1; Room Ambient Temperature: 24.0°C; Liquid Temperature: 23.0°C
 Medium parameters used: $f = 750 \text{ MHz}$; $\sigma = 0.902 \text{ S/m}$; $\epsilon_r = 41.461$; $\rho = 1000 \text{ kg/m}^3$

DASY5 Configuration:

- Area Scan Setting: Find Secondary Maximum Within: 2.0 dB and with a peak SAR value greater than 0.0012W/kg
- Electronics: DAE4 Sn1434; Calibrated: 10/12/2020
- Probe: EX3DV4 - SN3686; ConvF(9.83, 9.83, 9.83); Calibrated: 9/21/2020;
- Sensor-Surface: 2.5mm (Mechanical Surface Detection)
- Phantom: SAM B with CRP; Type: SAM; Serial: 1751

Head/Pin=100 mW/Area Scan (7x7x1): Measurement grid: dx=15mm, dy=15mm

Maximum value of SAR (measured) = 0.984 W/kg

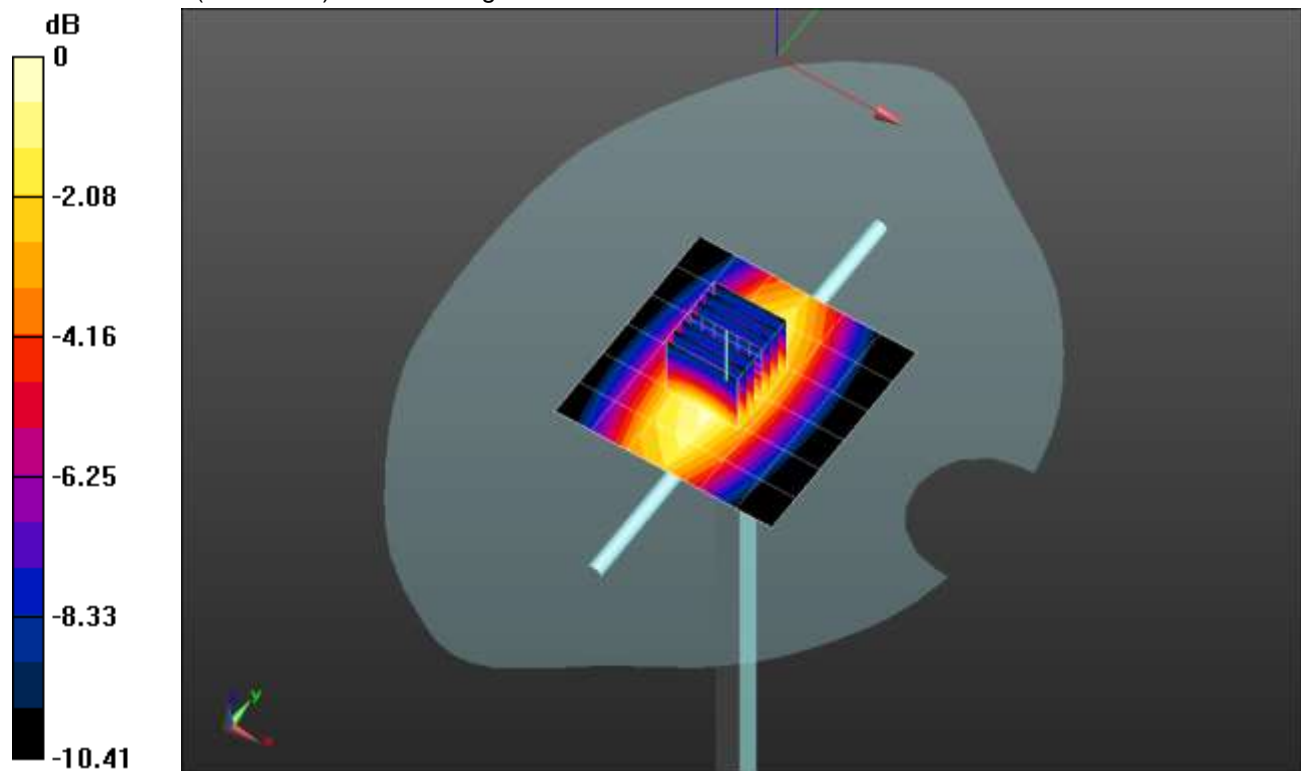
Head/Pin=100 mW/Zoom Scan (7x7x7)/Cube 0: Measurement grid: dx=5mm, dy=5mm, dz=5mm

Reference Value = 33.555 V/m; Power Drift = -0.09 dB

Peak SAR (extrapolated) = 1.22 W/kg

SAR(1 g) = 0.810 W/kg; SAR(10 g) = 0.530 W/kg

Maximum value of SAR (measured) = 0.987 W/kg

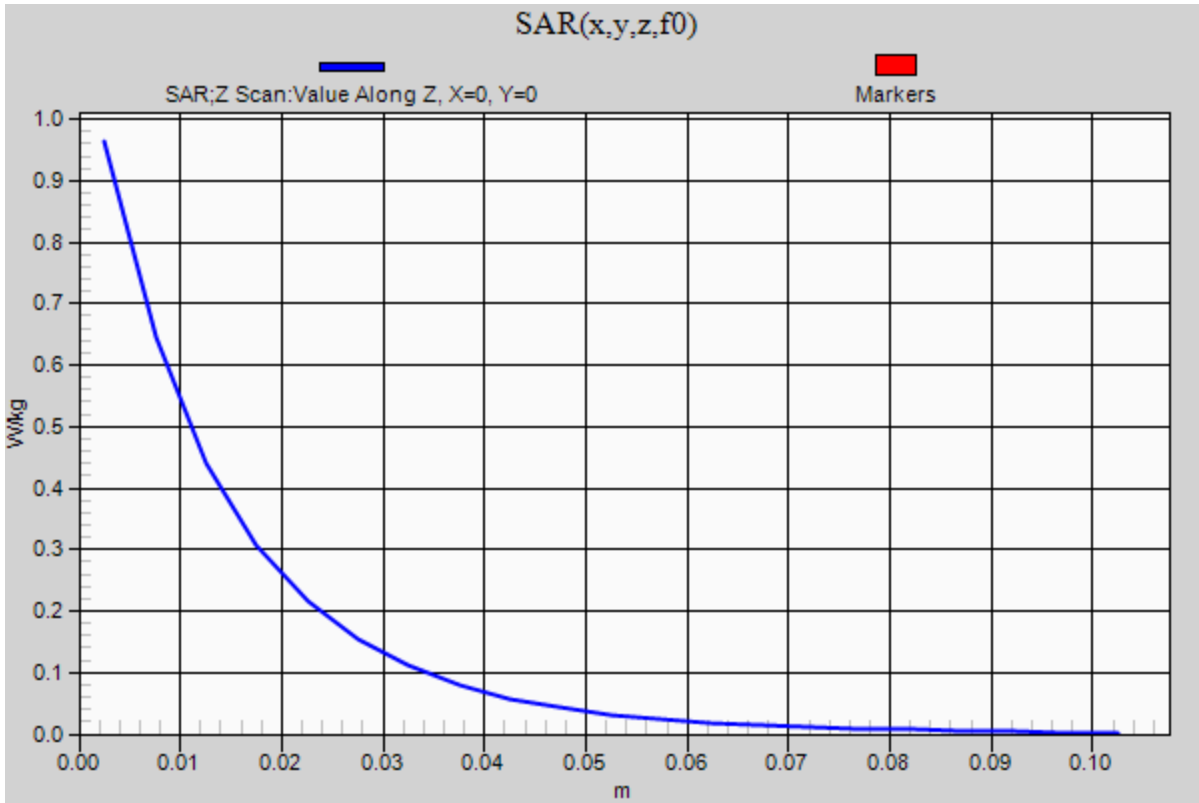


0 dB = 0.987 W/kg = -0.06 dBW/kg

06222021_SystemPerformanceCheck-D750V3 SN 1071

Frequency: 750 MHz; Duty Cycle: 1:1

Head/Pin=100 mW/Z Scan (1x1x21): Measurement grid: dx=20mm, dy=20mm, dz=5mm
Maximum value of SAR (measured) = 0.963 W/kg



06302021_SystemPerformanceCheck-D1750V2 SN 1077

Frequency: 1750 MHz; Duty Cycle: 1:1; Room Ambient Temperature: 24.0°C; Liquid Temperature: 23.0°C
 Medium parameters used: $f = 1750$ MHz; $\sigma = 1.4$ S/m; $\epsilon_r = 38.336$; $\rho = 1000$ kg/m³

DASY5 Configuration:

- Area Scan Setting: Find Secondary Maximum Within: 2.0 dB and with a peak SAR value greater than 0.0012W/kg
- Electronics: DAE4 Sn1434; Calibrated: 10/12/2020
- Probe: EX3DV4 - SN3686; ConvF(7.81, 7.81, 7.81); Calibrated: 9/21/2020;
- Sensor-Surface: 2.5mm (Mechanical Surface Detection)
- Phantom: SAM B with CRP; Type: SAM; Serial: 1751

Head/Pin=100 mW/Area Scan (7x7x1): Measurement grid: dx=15mm, dy=15mm

Maximum value of SAR (measured) = 4.66 W/kg

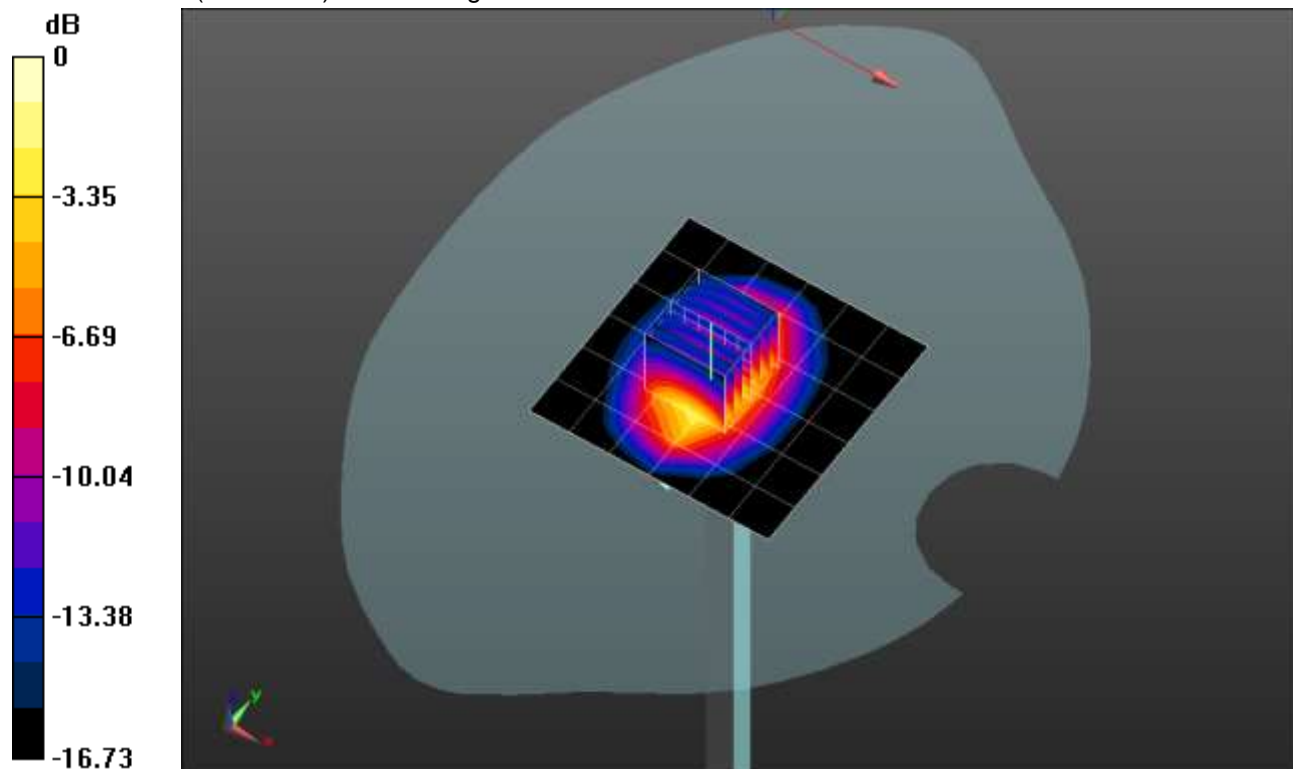
Head/Pin=100 mW/Zoom Scan (7x7x7)/Cube 0: Measurement grid: dx=5mm, dy=5mm, dz=5mm

Reference Value = 58.267 V/m; Power Drift = 0.13 dB

Peak SAR (extrapolated) = 7.04 W/kg

SAR(1 g) = 3.83 W/kg; SAR(10 g) = 2.04 W/kg

Maximum value of SAR (measured) = 5.11 W/kg



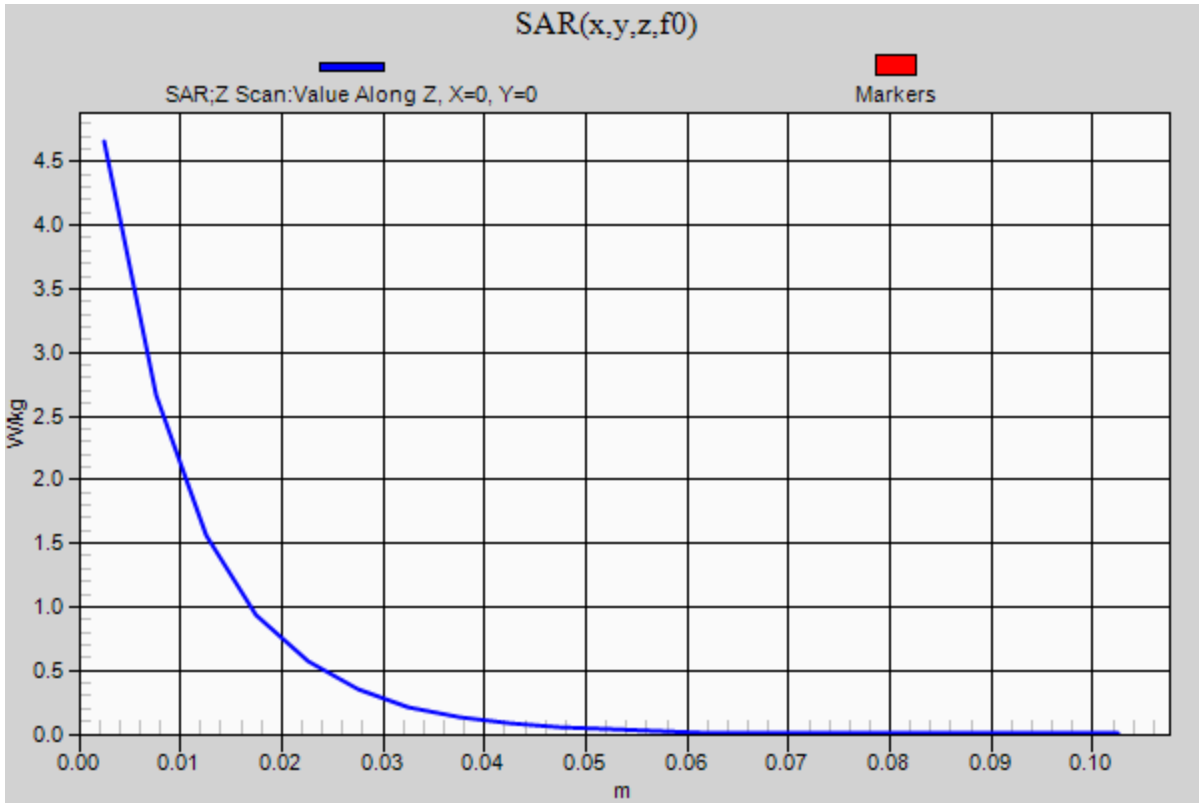
0 dB = 5.11 W/kg = 7.08 dBW/kg

06302021_SystemPerformanceCheck-D1750V2 SN 1077

Frequency: 1750 MHz; Duty Cycle: 1:1

Head/Pin=100 mW/Z Scan (1x1x21): Measurement grid: dx=20mm, dy=20mm, dz=5mm

Maximum value of SAR (measured) = 4.66 W/kg



07082021_SystemPerformanceCheck-D750V3 SN 1024

Frequency: 750 MHz; Duty Cycle: 1:1; Room Ambient Temperature: 24.0°C; Liquid Temperature: 23.0°C
 Medium parameters used: $f = 750 \text{ MHz}$; $\sigma = 0.865 \text{ S/m}$; $\epsilon_r = 42.712$; $\rho = 1000 \text{ kg/m}^3$

DASY5 Configuration:

- Area Scan Setting: Find Secondary Maximum Within: 2.0 dB and with a peak SAR value greater than 0.0012W/kg
- Electronics: DAE4 Sn1434; Calibrated: 10/12/2020
- Probe: EX3DV4 - SN3686; ConvF(9.83, 9.83, 9.83); Calibrated: 9/21/2020;
- Sensor-Surface: 2.5mm (Mechanical Surface Detection)
- Phantom: SAM B with CRP; Type: SAM; Serial: 1751

Head/Pin=100 mW/Area Scan (7x7x1): Measurement grid: dx=15mm, dy=15mm

Maximum value of SAR (measured) = 0.925 W/kg

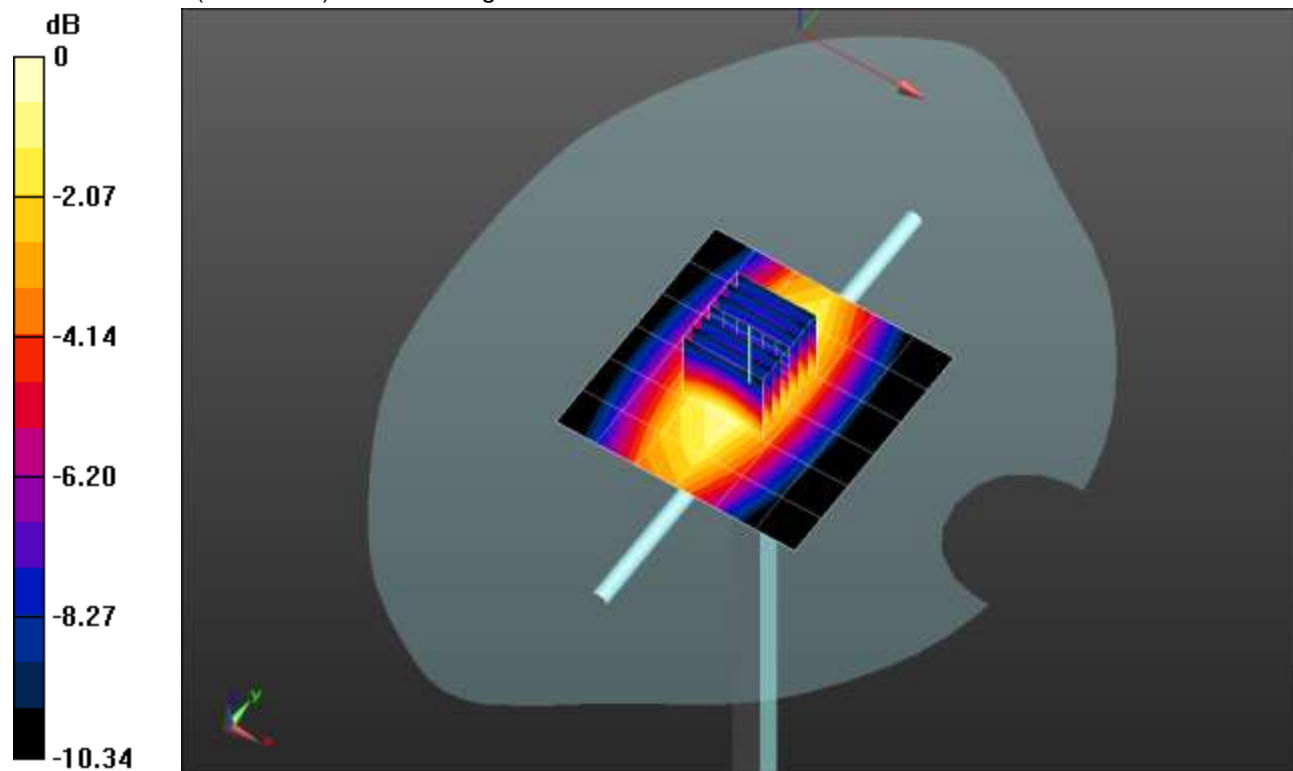
Head/Pin=100 mW/Zoom Scan (7x7x7)/Cube 0: Measurement grid: dx=5mm, dy=5mm, dz=5mm

Reference Value = 33.236 V/m; Power Drift = 0.05 dB

Peak SAR (extrapolated) = 1.19 W/kg

SAR(1 g) = 0.790 W/kg; SAR(10 g) = 0.520 W/kg

Maximum value of SAR (measured) = 0.963 W/kg



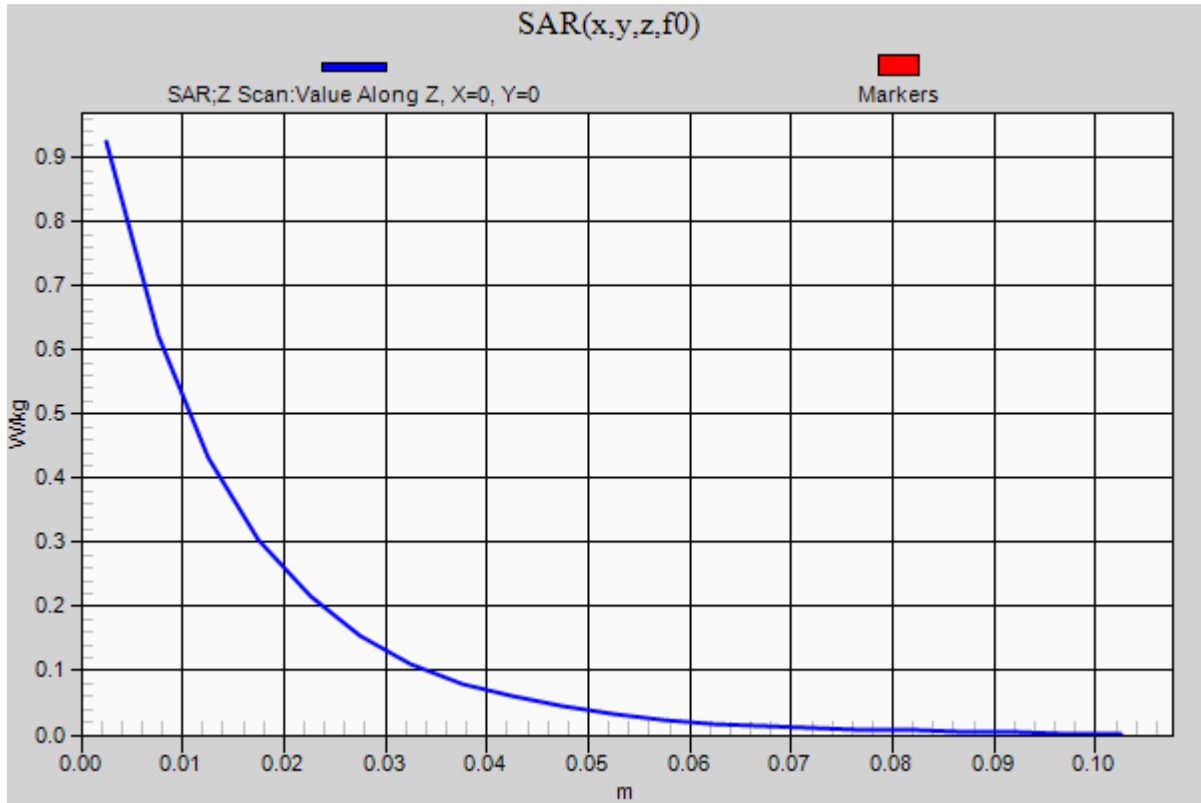
0 dB = 0.963 W/kg = -0.16 dBW/kg

07082021_SystemPerformanceCheck-D750V3 SN 1024

Frequency: 750 MHz; Duty Cycle: 1:1

Head/Pin=100 mW/Z Scan (1x1x21): Measurement grid: dx=20mm, dy=20mm, dz=5mm

Maximum value of SAR (measured) = 0.924 W/kg



07082021_SystemPerformanceCheck-D835V2 SN 4d117

Frequency: 835 MHz; Duty Cycle: 1:1; Room Ambient Temperature: 24.0°C; Liquid Temperature: 23.0°C
 Medium parameters used: $f = 835 \text{ MHz}$; $\sigma = 0.899 \text{ S/m}$; $\epsilon_r = 40.011$; $\rho = 1000 \text{ kg/m}^3$

DASY5 Configuration:

- Area Scan Setting: Find Secondary Maximum Within: 2.0 dB and with a peak SAR value greater than 0.0012W/kg
- Electronics: DAE4 Sn1434; Calibrated: 10/12/2020
- Probe: EX3DV4 - SN3686; ConvF(9.3, 9.3, 9.3); Calibrated: 9/21/2020;
- Sensor-Surface: 2.5mm (Mechanical Surface Detection)
- Phantom: SAM B with CRP; Type: SAM; Serial: 1751

Head/Pin=100 mW/Area Scan (7x7x1): Measurement grid: dx=15mm, dy=15mm

Maximum value of SAR (measured) = 1.19 W/kg

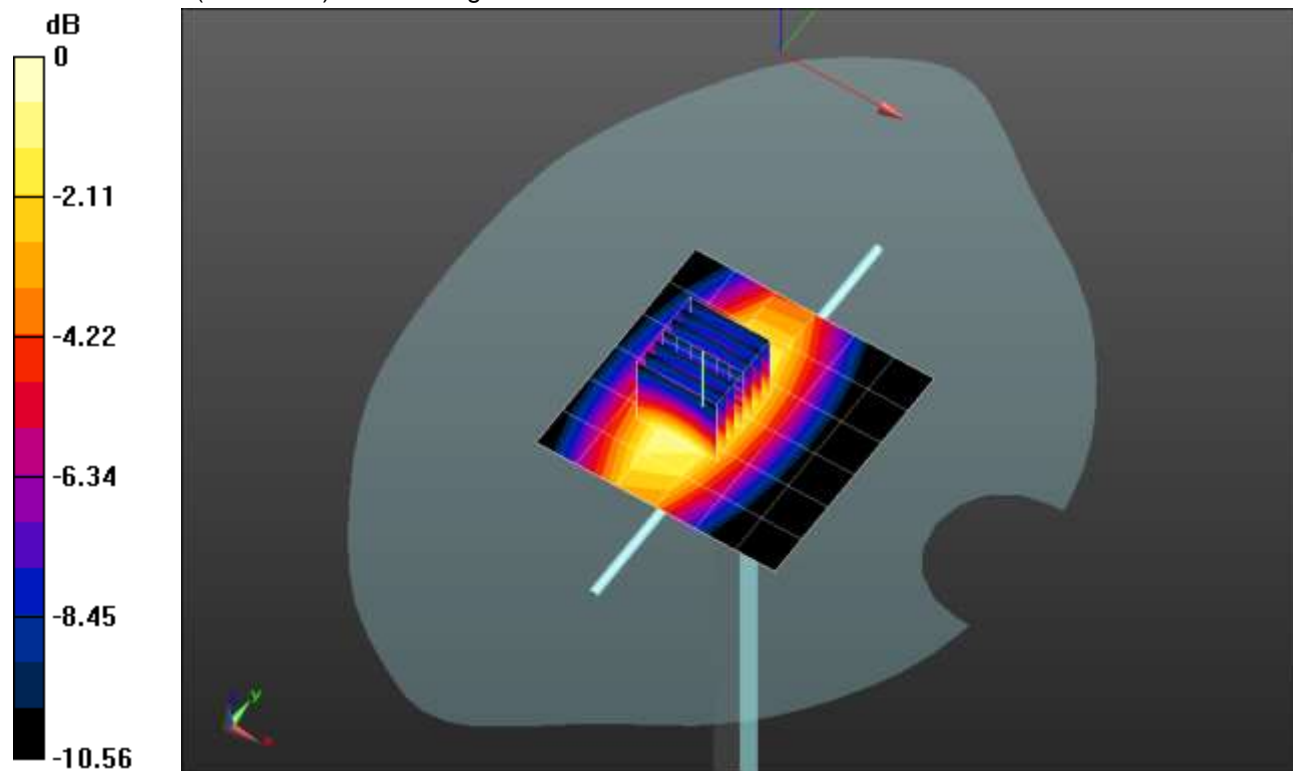
Head/Pin=100 mW/Zoom Scan (7x7x7)/Cube 0: Measurement grid: dx=5mm, dy=5mm, dz=5mm

Reference Value = 35.986 V/m; Power Drift = 0.12 dB

Peak SAR (extrapolated) = 1.68 W/kg

SAR(1 g) = 1.12 W/kg; SAR(10 g) = 0.731 W/kg

Maximum value of SAR (measured) = 1.37 W/kg



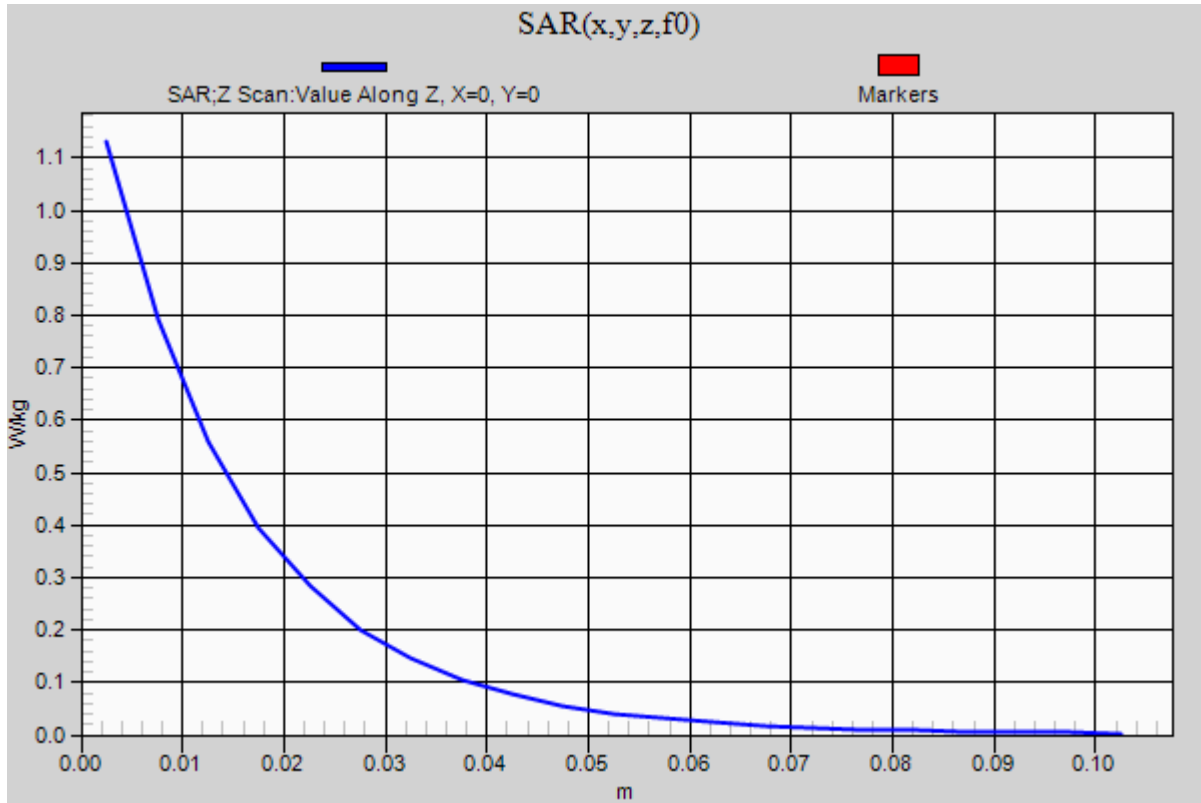
0 dB = 1.37 W/kg = 1.37 dBW/kg

07082021_SystemPerformanceCheck-D835V2 SN 4d117

Frequency: 835 MHz; Duty Cycle: 1:1

Head/Pin=100 mW/Z Scan (1x1x21): Measurement grid: dx=20mm, dy=20mm, dz=5mm

Maximum value of SAR (measured) = 1.13 W/kg



07192021_SystemPerformanceCheck-D835V2 SN 4d142

Frequency: 835 MHz; Duty Cycle: 1:1; Room Ambient Temperature: 24.0°C; Liquid Temperature: 23.0°C
 Medium parameters used: $f = 835 \text{ MHz}$; $\sigma = 0.908 \text{ S/m}$; $\epsilon_r = 41.498$; $\rho = 1000 \text{ kg/m}^3$

DASY5 Configuration:

- Area Scan Setting: Find Secondary Maximum Within: 2.0 dB and with a peak SAR value greater than 0.0012W/kg
- Electronics: DAE4 Sn1434; Calibrated: 10/12/2020
- Probe: EX3DV4 - SN3686; ConvF(9.3, 9.3, 9.3); Calibrated: 9/21/2020;
- Sensor-Surface: 2.5mm (Mechanical Surface Detection)
- Phantom: SAM B with CRP; Type: QD000P40CC; Serial: TP:xxxx

Head/Pin=100 mW/Area Scan (7x7x1): Measurement grid: dx=15mm, dy=15mm

Maximum value of SAR (measured) = 1.12 W/kg

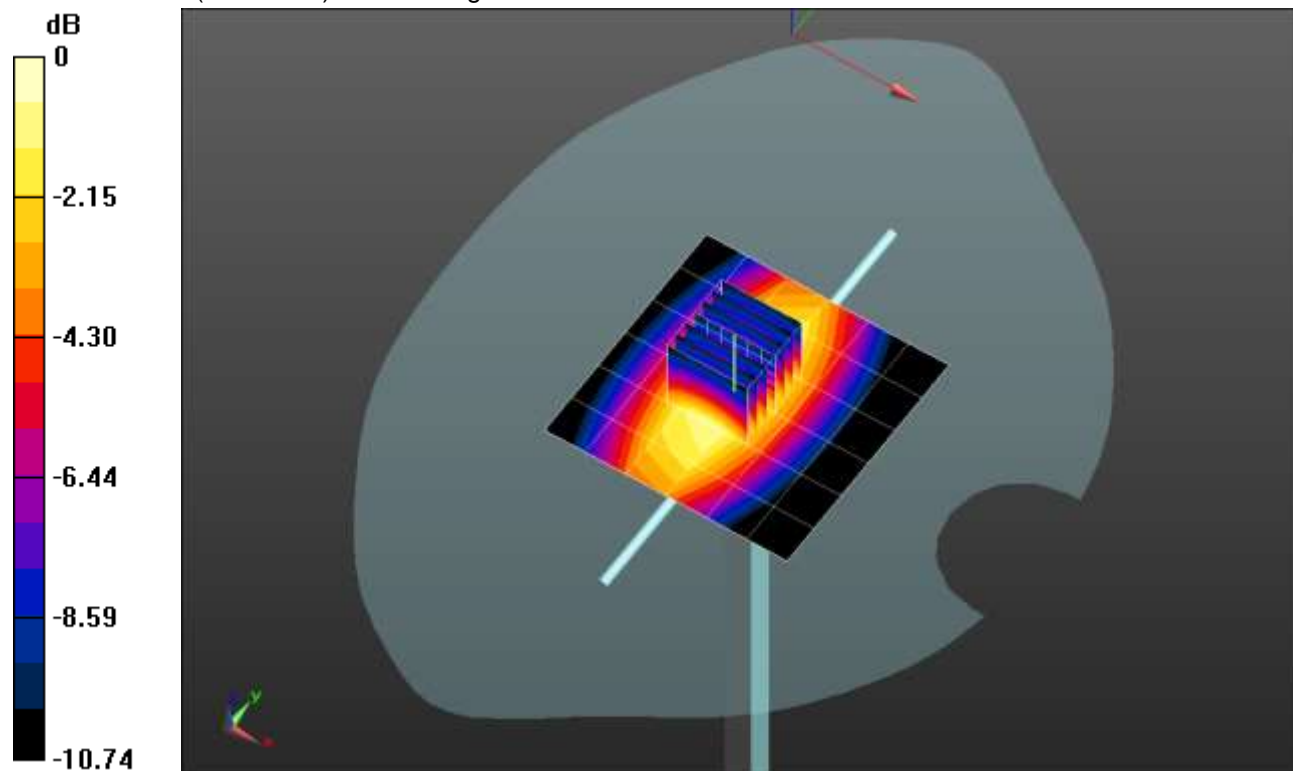
Head/Pin=100 mW/Zoom Scan (7x7x7)/Cube 0: Measurement grid: dx=5mm, dy=5mm, dz=5mm

Reference Value = 35.632 V/m; Power Drift = 0.08 dB

Peak SAR (extrapolated) = 1.48 W/kg

SAR(1 g) = 0.982 W/kg; SAR(10 g) = 0.637 W/kg

Maximum value of SAR (measured) = 1.20 W/kg



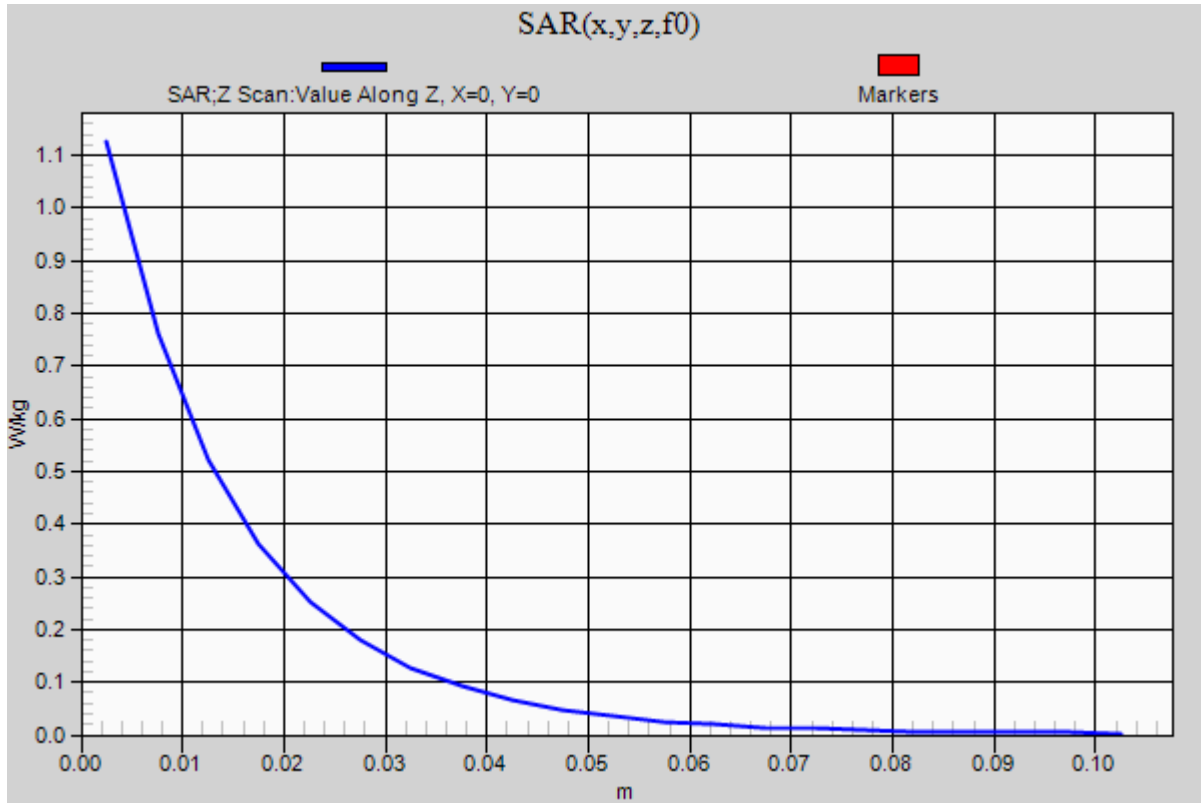
0 dB = 1.20 W/kg = 0.79 dBW/kg

07192021_SystemPerformanceCheck-D835V2 SN 4d142

Frequency: 835 MHz; Duty Cycle: 1:1

Head/Pin=100 mW/Z Scan (1x1x21): Measurement grid: dx=20mm, dy=20mm, dz=5mm

Maximum value of SAR (measured) = 1.13 W/kg



06282021_SystemPerformanceCheck-D750V3 SN 1024

Frequency: 750 MHz; Duty Cycle: 1:1; Room Ambient Temperature: 24.0°C; Liquid Temperature: 23.0°C
 Medium parameters used: $f = 750 \text{ MHz}$; $\sigma = 0.915 \text{ S/m}$; $\epsilon_r = 41.637$; $\rho = 1000 \text{ kg/m}^3$

DASY5 Configuration:

- Area Scan Setting: Find Secondary Maximum Within: 2.0 dB and with a peak SAR value greater than 0.0012W/kg
- Electronics: DAE4 Sn1261; Calibrated: 2/24/2021
- Probe: EX3DV4 - SN7581; ConvF(10.77, 10.77, 10.77) @ 750 MHz; Calibrated: 3/1/2021
- Sensor-Surface: 2.5mm (Mechanical Surface Detection)
- Phantom: Twin-SAM V8.0 (30deg probe tilt); Type: QD 000 P41 Ax; Serial: xxxx

Head/Pin=100 mW/Area Scan (7x7x1): Measurement grid: dx=15mm, dy=15mm

Maximum value of SAR (measured) = 1.10 W/kg

Head/Pin=100 mW/Zoom Scan (7x7x7)/Cube 0: Measurement grid: dx=5mm, dy=5mm, dz=5mm

Reference Value = 35.67 V/m; Power Drift = 0.04 dB

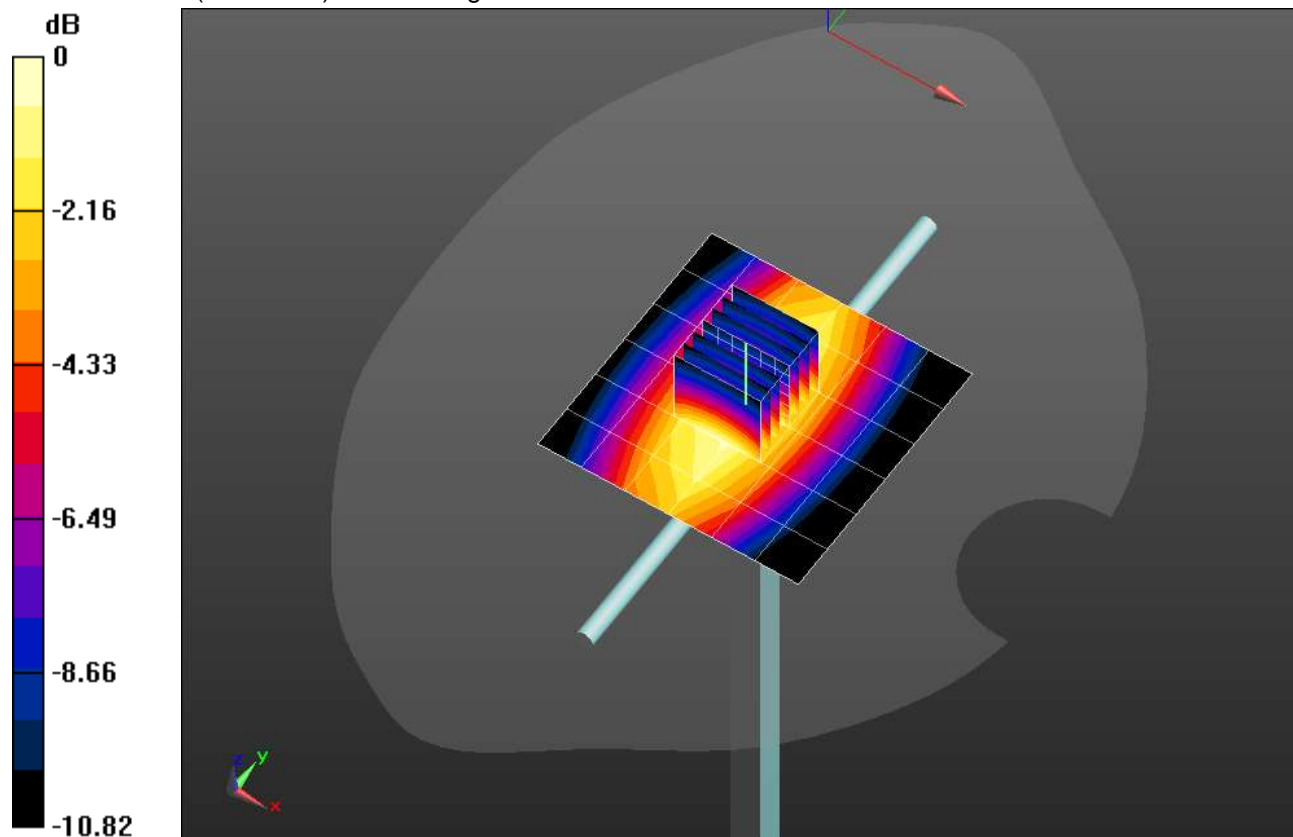
Peak SAR (extrapolated) = 1.44 W/kg

SAR(1 g) = 0.938 W/kg; SAR(10 g) = 0.605 W/kg

Smallest distance from peaks to all points 3 dB below: Larger than measurement grid

Ratio of SAR at M2 to SAR at M1 = 64.9%

Maximum value of SAR (measured) = 1.15 W/kg



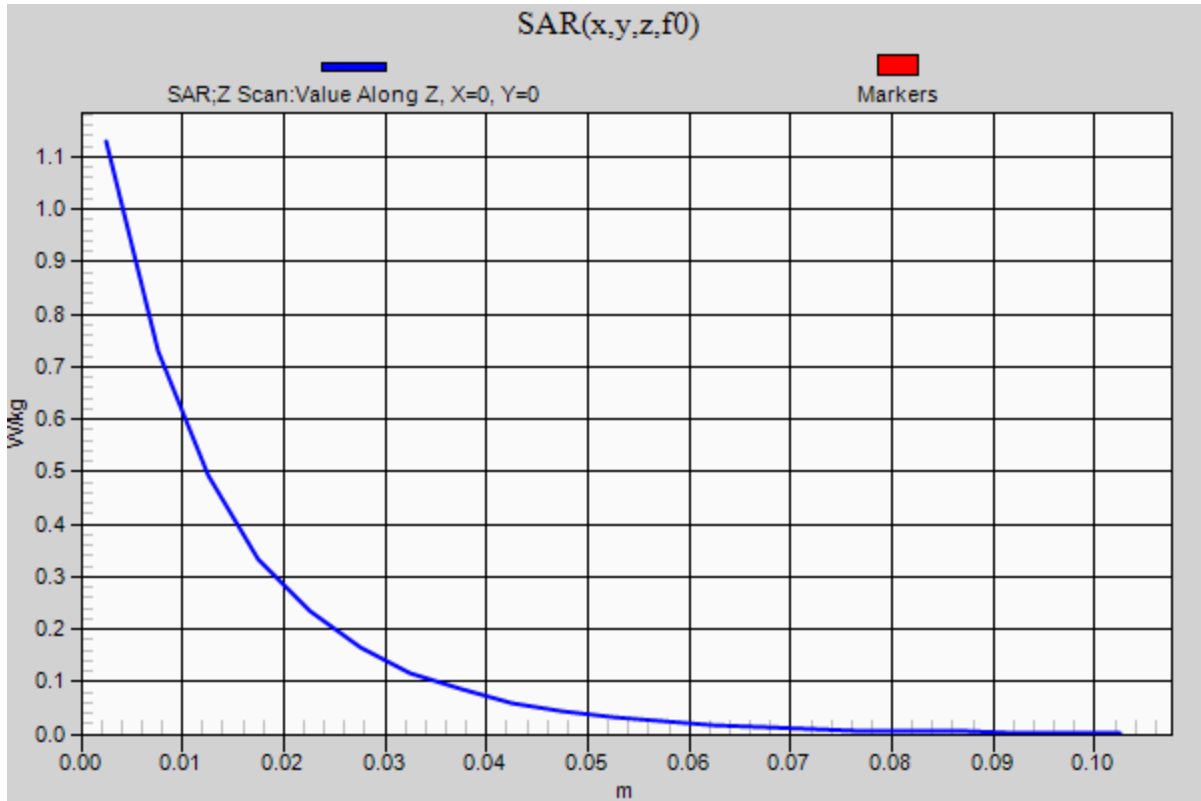
0 dB = 1.15 W/kg = 0.61 dBW/kg

06282021_SystemPerformanceCheck-D750V3 SN 1024

Frequency: 750 MHz; Duty Cycle: 1:1

Head/Pin=100 mW/Z Scan (1x1x21): Measurement grid: dx=20mm, dy=20mm, dz=5mm

Maximum value of SAR (measured) = 1.13 W/kg



07082021_SystemPerformanceCheck-D750V3 SN 1071

Frequency: 750 MHz; Duty Cycle: 1:1; Room Ambient Temperature: 24.0°C; Liquid Temperature: 23.0°C
 Medium parameters used: $f = 750 \text{ MHz}$; $\sigma = 0.873 \text{ S/m}$; $\epsilon_r = 41.619$; $\rho = 1000 \text{ kg/m}^3$

DASY5 Configuration:

- Area Scan Setting: Find Secondary Maximum Within: 2.0 dB and with a peak SAR value greater than 0.0012W/kg
- Electronics: DAE4 Sn1261; Calibrated: 2/24/2021
- Probe: EX3DV4 - SN7581; ConvF(10.77, 10.77, 10.77) @ 750 MHz; Calibrated: 3/1/2021
- Sensor-Surface: 2.5mm (Mechanical Surface Detection)
- Phantom: Twin-SAM V8.0 (30deg probe tilt); Type: QD 000 P41 Ax; Serial: xxxx

Head/Pin=100 mW/Area Scan (7x7x1): Measurement grid: dx=15mm, dy=15mm

Maximum value of SAR (measured) = 1.01 W/kg

Head/Pin=100 mW/Zoom Scan (7x7x7)/Cube 0: Measurement grid: dx=5mm, dy=5mm, dz=5mm

Reference Value = 34.45 V/m; Power Drift = -0.02 dB

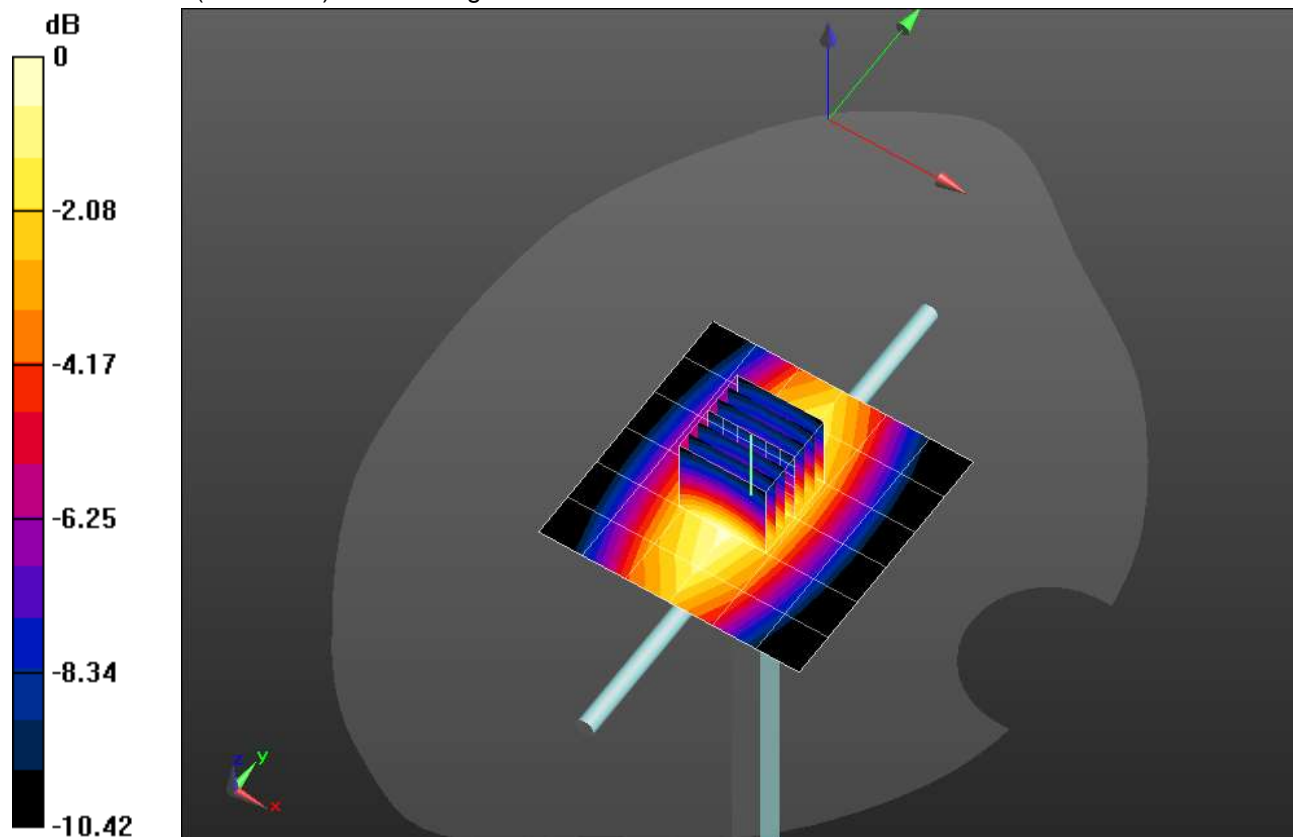
Peak SAR (extrapolated) = 1.26 W/kg

SAR(1 g) = 0.825 W/kg; SAR(10 g) = 0.539 W/kg

Smallest distance from peaks to all points 3 dB below: Larger than measurement grid

Ratio of SAR at M2 to SAR at M1 = 65.7%

Maximum value of SAR (measured) = 1.01 W/kg



0 dB = 1.01 W/kg = 0.04 dBW/kg

07082021_SystemPerformanceCheck-D750V3 SN 1071

Frequency: 750 MHz; Duty Cycle: 1:1

Head/Pin=100 mW/Z Scan (1x1x21): Measurement grid: dx=20mm, dy=20mm, dz=5mm
Maximum value of SAR (measured) = 0.995 W/kg

