

GSM 850 ANT 1

Frequency: 836.6 MHz; Duty Cycle: 1:4.00037; Room Ambient Temperature: 24.0°C; Liquid Temperature: 23.0°C
 Medium parameters used (interpolated): $f = 836.6$ MHz; $\sigma = 0.94$ S/m; $\epsilon_r = 40.357$; $\rho = 1000$ kg/m³

DASY5 Configuration:

- Area Scan Setting: Find Secondary Maximum Within: 2.0 dB and with a peak SAR value greater than 0.0012W/kg
- Electronics: DAE4 Sn1545; Calibrated: 2/22/2021
- Probe: EX3DV4 - SN7448; ConvF(9.76, 9.76, 9.76) @ 836.6 MHz; Calibrated: 2/26/2021
- Sensor-Surface: 1.4mm (Mechanical Surface Detection), Sensor-Surface: 2.5mm (Mechanical Surface Detection)
- Phantom: SAM with CRP v5.0; Type: QD000P40CD; Serial: TP:xxxx

RHS/Touch_GPRS 2 slots_ch 190/Area Scan (9x14x1): Measurement grid: dx=15mm, dy=15mm

[Info: Interpolated medium parameters used for SAR evaluation.](#)

Maximum value of SAR (measured) = 0.108 W/kg

RHS/Touch_GPRS 2 slots_ch 190/Zoom Scan (5x5x7)/Cube 0: Measurement grid: dx=8mm, dy=8mm, dz=5mm

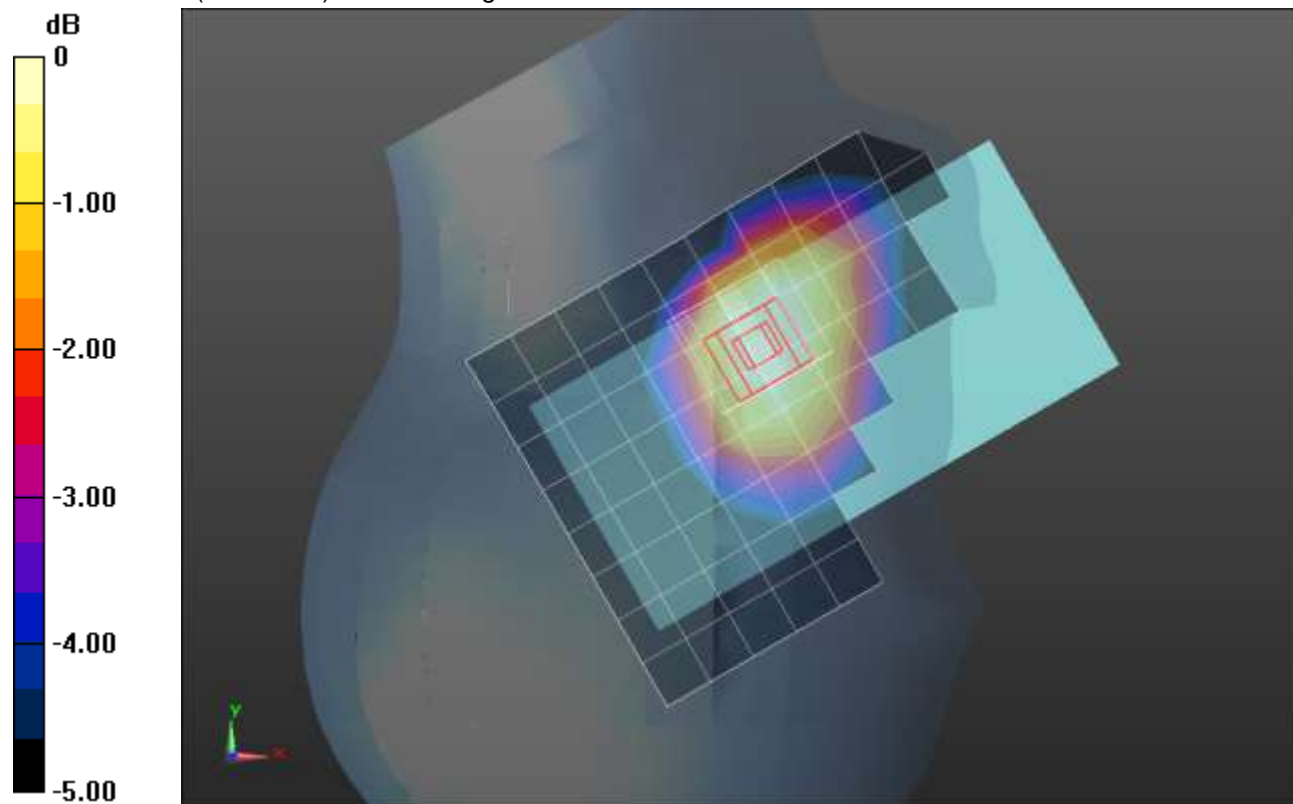
Reference Value = 10.57 V/m; Power Drift = 0.18 dB

Peak SAR (extrapolated) = 0.118 W/kg

SAR(1 g) = 0.093 W/kg; SAR(10 g) = 0.070 W/kg

[Info: Interpolated medium parameters used for SAR evaluation.](#)

Maximum value of SAR (measured) = 0.103 W/kg



0 dB = 0.103 W/kg = -9.87 dBW/kg

GSM 850 ANT 1

Frequency: 836.6 MHz; Duty Cycle: 1:4.00037; Room Ambient Temperature: 24.0°C; Liquid Temperature: 23.0°C
 Medium parameters used (interpolated): $f = 836.6$ MHz; $\sigma = 0.94$ S/m; $\epsilon_r = 40.357$; $\rho = 1000$ kg/m³

DASY5 Configuration:

- Area Scan Setting: Find Secondary Maximum Within: 2.0 dB and with a peak SAR value greater than 0.0012W/kg
- Electronics: DAE4 Sn1545; Calibrated: 2/22/2021
- Probe: EX3DV4 - SN7448; ConvF(9.76, 9.76, 9.76) @ 836.6 MHz; Calibrated: 2/26/2021
- Sensor-Surface: 2.5mm (Mechanical Surface Detection)
- Phantom: SAM with CRP v5.0; Type: QD000P40CD; Serial: TP:xxxx

Rear/GPRS 2 slots_ch 190/Area Scan (8x14x1): Measurement grid: dx=15mm, dy=15mm

[Info: Interpolated medium parameters used for SAR evaluation.](#)

Maximum value of SAR (measured) = 0.565 W/kg

Rear/GPRS 2 slots_ch 190/Zoom Scan (7x6x7)/Cube 0: Measurement grid: dx=8mm, dy=8mm, dz=5mm

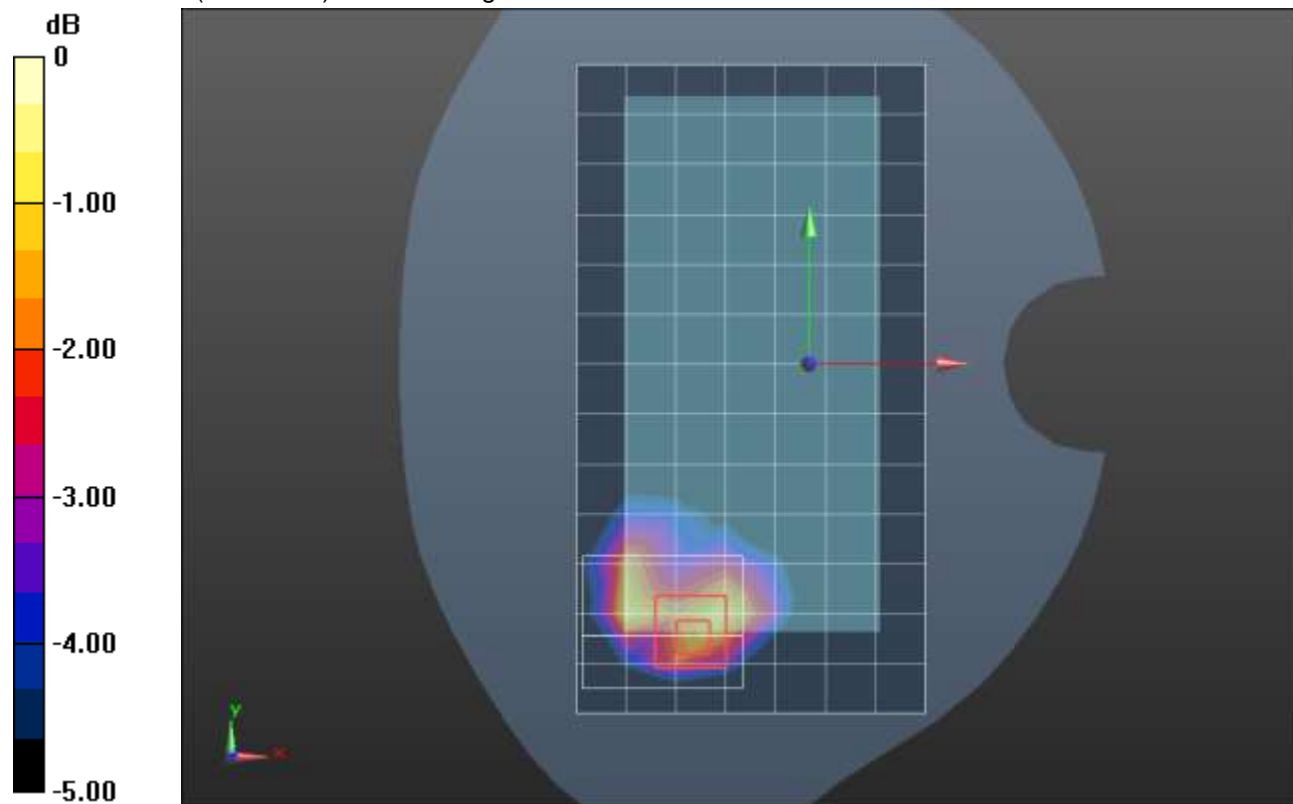
Reference Value = 24.79 V/m; Power Drift = -0.06 dB

Peak SAR (extrapolated) = 0.909 W/kg

SAR(1 g) = 0.453 W/kg; SAR(10 g) = 0.244 W/kg

[Info: Interpolated medium parameters used for SAR evaluation.](#)

Maximum value of SAR (measured) = 0.645 W/kg



0 dB = 0.645 W/kg = -1.90 dBW/kg

GSM 850 ANT 2

Frequency: 836.6 MHz; Duty Cycle: 1:4.00037; Room Ambient Temperature: 24.0°C; Liquid Temperature: 23.0°C
 Medium parameters used (interpolated): $f = 836.6$ MHz; $\sigma = 0.924$ S/m; $\epsilon_r = 41.456$; $\rho = 1000$ kg/m³

DASY5 Configuration:

- Area Scan Setting: Find Secondary Maximum Within: 2.0 dB and with a peak SAR value greater than 0.0012W/kg
- Electronics: DAE4 Sn1545; Calibrated: 2/22/2021
- Probe: EX3DV4 - SN7448; ConvF(9.76, 9.76, 9.76) @ 836.6 MHz; Calibrated: 2/26/2021
- Sensor-Surface: 1.4mm (Mechanical Surface Detection), Sensor-Surface: 2.5mm (Mechanical Surface Detection)
- Phantom: SAM with CRP v5.0; Type: QD000P40CD; Serial: TP:xxxx

RHS/Touch_GPRS 2 slots_ch 190/Area Scan (9x14x1): Measurement grid: dx=15mm, dy=15mm

[Info: Interpolated medium parameters used for SAR evaluation.](#)

Maximum value of SAR (measured) = 0.662 W/kg

RHS/Touch_GPRS 2 slots_ch 190/Zoom Scan (5x5x7)/Cube 0: Measurement grid: dx=8mm, dy=8mm, dz=5mm


Reference Value = 25.76 V/m; Power Drift = -0.04 dB

Peak SAR (extrapolated) = 0.955 W/kg

SAR(1 g) = 0.552 W/kg; SAR(10 g) = 0.344 W/kg

[Info: Interpolated medium parameters used for SAR evaluation.](#)

Maximum value of SAR (measured) = 0.679 W/kg



0 dB = 0.679 W/kg = -1.68 dBW/kg

GSM 850 ANT 2

Frequency: 836.6 MHz; Duty Cycle: 1:4.00037; Room Ambient Temperature: 24.0°C; Liquid Temperature: 23.0°C
 Medium parameters used (interpolated): $f = 836.6$ MHz; $\sigma = 0.924$ S/m; $\epsilon_r = 41.456$; $\rho = 1000$ kg/m³

DASY5 Configuration:

- Area Scan Setting: Find Secondary Maximum Within: 2.0 dB and with a peak SAR value greater than 0.0012W/kg
- Electronics: DAE4 Sn1545; Calibrated: 2/22/2021
- Probe: EX3DV4 - SN7448; ConvF(9.76, 9.76, 9.76) @ 836.6 MHz; Calibrated: 2/26/2021
- Sensor-Surface: 2.5mm (Mechanical Surface Detection)
- Phantom: SAM with CRP v5.0; Type: QD000P40CD; Serial: TP:xxxx

Rear/GPRS 2 slots_ch 190/Area Scan (9x15x1): Measurement grid: dx=15mm, dy=15mm

[Info: Interpolated medium parameters used for SAR evaluation.](#)

Maximum value of SAR (measured) = 0.263 W/kg

Rear/GPRS 2 slots_ch 190/Zoom Scan (6x6x7)/Cube 0: Measurement grid: dx=8mm, dy=8mm, dz=5mm

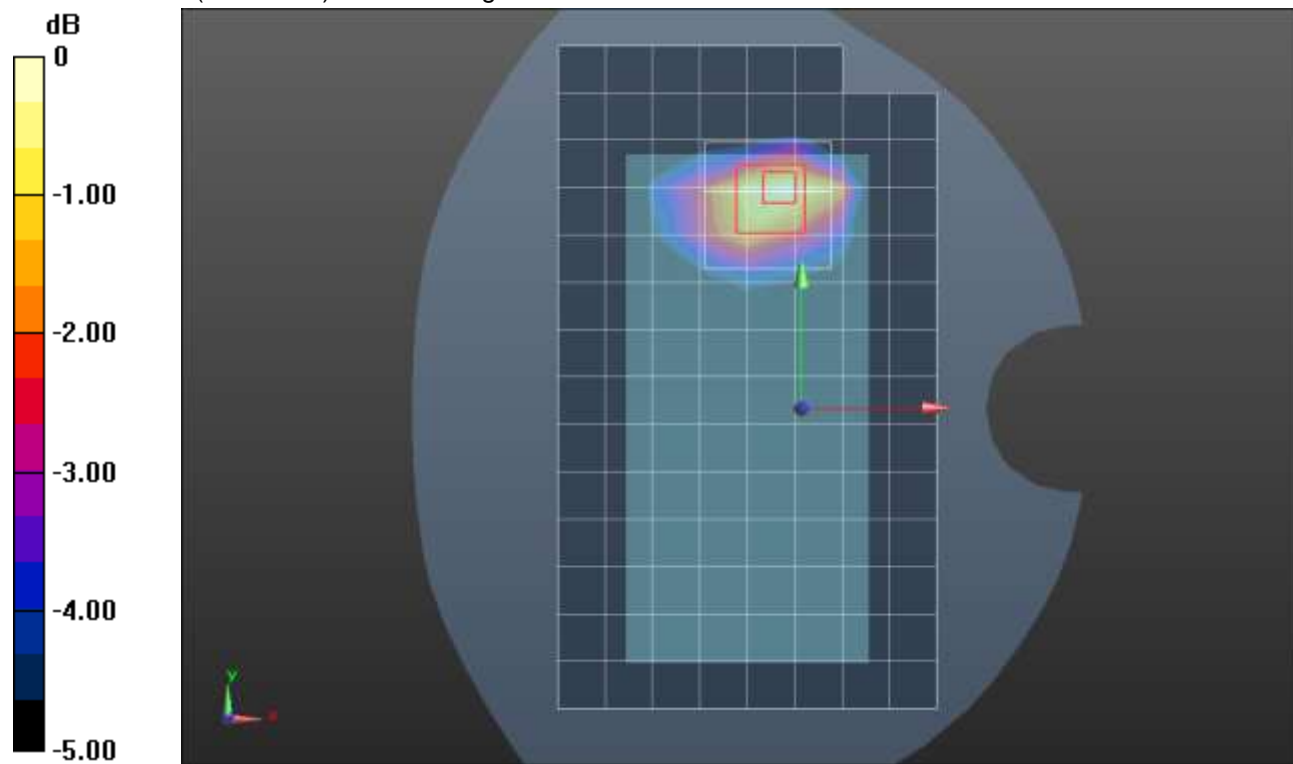
Reference Value = 17.22 V/m; Power Drift = 0.04 dB

Peak SAR (extrapolated) = 0.367 W/kg

SAR(1 g) = 0.226 W/kg; SAR(10 g) = 0.141 W/kg

[Info: Interpolated medium parameters used for SAR evaluation.](#)

Maximum value of SAR (measured) = 0.270 W/kg



0 dB = 0.270 W/kg = -5.69 dBW/kg

GSM 1900 ANT 1

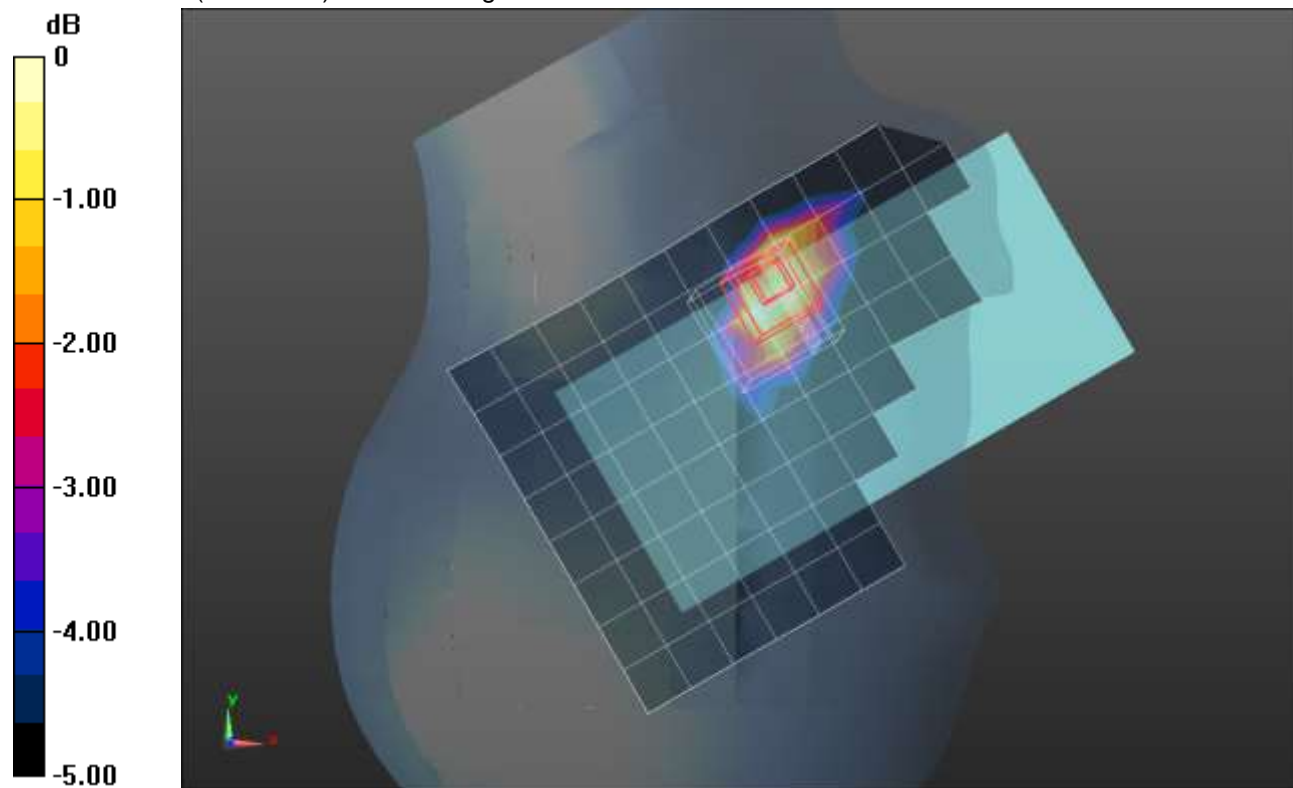
Frequency: 1880 MHz; Duty Cycle: 1:4.00037; Room Ambient Temperature: 24.0°C; Liquid Temperature: 23.0°C
 Medium parameters used: $f = 1880$ MHz; $\sigma = 1.431$ S/m; $\epsilon_r = 39.019$; $\rho = 1000$ kg/m³

DASY5 Configuration:

- Area Scan Setting: Find Secondary Maximum Within: 2.0 dB and with a peak SAR value greater than 0.0012W/kg
- Electronics: DAE4 Sn1380; Calibrated: 8/19/2020
- Probe: EX3DV4 - SN3749; ConvF(7.86, 7.86, 7.86) @ 1880 MHz; Calibrated: 2/5/2021
- Sensor-Surface: 1.4mm (Mechanical Surface Detection), Sensor-Surface: 2.5mm (Mechanical Surface Detection)
- Phantom: SAM v4.0(A); Type: QD000P40CD; Serial: 1632

RHS/Touch_GPRS 2 slots_ch 661/Area Scan (9x14x1): Measurement grid: dx=15mm, dy=15mm
 Maximum value of SAR (measured) = 0.345 W/kg

RHS/Touch_GPRS 2 slots_ch 661/Zoom Scan (5x5x7)/Cube 0: Measurement grid: dx=8mm, dy=8mm, dz=5mm
 Reference Value = 14.93 V/m; Power Drift = 0.05 dB
 Peak SAR (extrapolated) = 0.405 W/kg
SAR(1 g) = 0.263 W/kg; SAR(10 g) = 0.163 W/kg
 Smallest distance from peaks to all points 3 dB below = 13.7 mm
 Ratio of SAR at M2 to SAR at M1 = 66.5%
 Maximum value of SAR (measured) = 0.323 W/kg



0 dB = 0.323 W/kg = -4.91 dBW/kg

GSM 1900 ANT 1

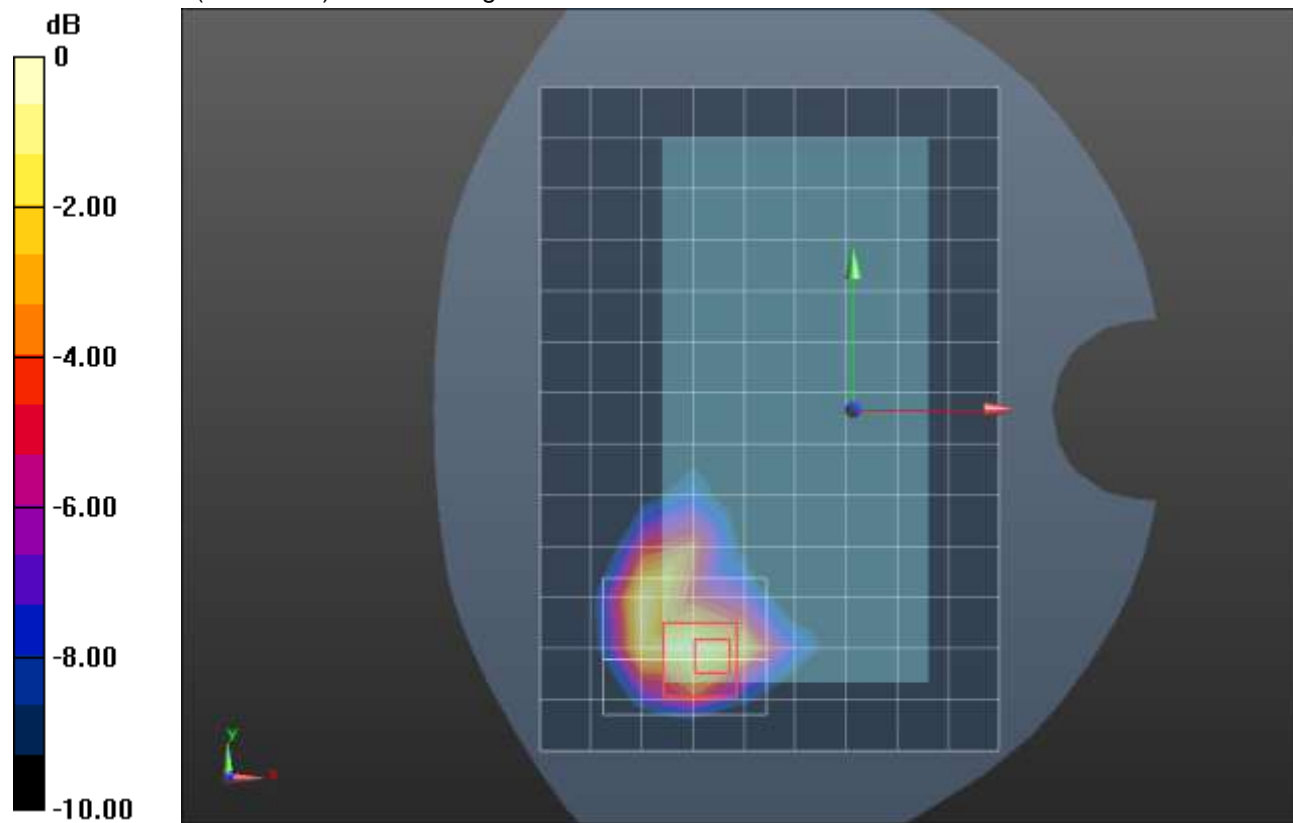
Frequency: 1880 MHz; Duty Cycle: 1:4.00037; Room Ambient Temperature: 24.0°C; Liquid Temperature: 23.0°C
 Medium parameters used: $f = 1880 \text{ MHz}$; $\sigma = 1.421 \text{ S/m}$; $\epsilon_r = 38.257$; $\rho = 1000 \text{ kg/m}^3$

DASY5 Configuration:

- Area Scan Setting: Find Secondary Maximum Within: 2.0 dB and with a peak SAR value greater than 0.0012W/kg
- Electronics: DAE4 Sn1380; Calibrated: 8/19/2020
- Probe: EX3DV4 - SN3749; ConvF(7.86, 7.86, 7.86) @ 1880 MHz; Calibrated: 2/5/2021
- Sensor-Surface: 2.5mm (Mechanical Surface Detection)
- Phantom: SAM v4.0(A); Type: QD000P40CD; Serial: 1632

Rear/GPRS 2 slots_ch 661/Area Scan (10x14x1): Measurement grid: dx=15mm, dy=15mm
 Maximum value of SAR (measured) = 0.708 W/kg

Rear/GPRS 2 slots_ch 661/Zoom Scan (7x6x7)/Cube 0: Measurement grid: dx=8mm, dy=8mm, dz=5mm
 Reference Value = 22.33 V/m; Power Drift = -0.17 dB
 Peak SAR (extrapolated) = 1.21 W/kg
SAR(1 g) = 0.560 W/kg; SAR(10 g) = 0.254 W/kg
 Smallest distance from peaks to all points 3 dB below = 8 mm
 Ratio of SAR at M2 to SAR at M1 = 50.4%
 Maximum value of SAR (measured) = 0.814 W/kg



0 dB = 0.814 W/kg = -0.89 dBW/kg

GSM 1900 ANT 1

Frequency: 1909.8 MHz; Duty Cycle: 1:4.00037; Room Ambient Temperature: 24.0°C; Liquid Temperature: 23.0°C
 Medium parameters used: $f = 1910 \text{ MHz}$; $\sigma = 1.435 \text{ S/m}$; $\epsilon_r = 38.259$; $\rho = 1000 \text{ kg/m}^3$

DASY5 Configuration:

- Area Scan Setting: Find Secondary Maximum Within: 2.0 dB and with a peak SAR value greater than 0.0012W/kg
- Electronics: DAE4 Sn1380; Calibrated: 8/19/2020
- Probe: EX3DV4 - SN3749; ConvF(7.86, 7.86, 7.86) @ 1909.8 MHz; Calibrated: 2/5/2021
- Sensor-Surface: 2.5mm (Mechanical Surface Detection)
- Phantom: SAM v4.0(A); Type: QD000P40CD; Serial: 1632

Edge 2/GPRS 2 slots_ch 810/Area Scan (5x14x1): Measurement grid: dx=15mm, dy=15mm
 Maximum value of SAR (measured) = 1.08 W/kg

Edge 2/GPRS 2 slots_ch 810/Zoom Scan (5x5x7)/Cube 0: Measurement grid: dx=8mm, dy=8mm, dz=5mm

Reference Value = 27.64 V/m; Power Drift = 0.10 dB

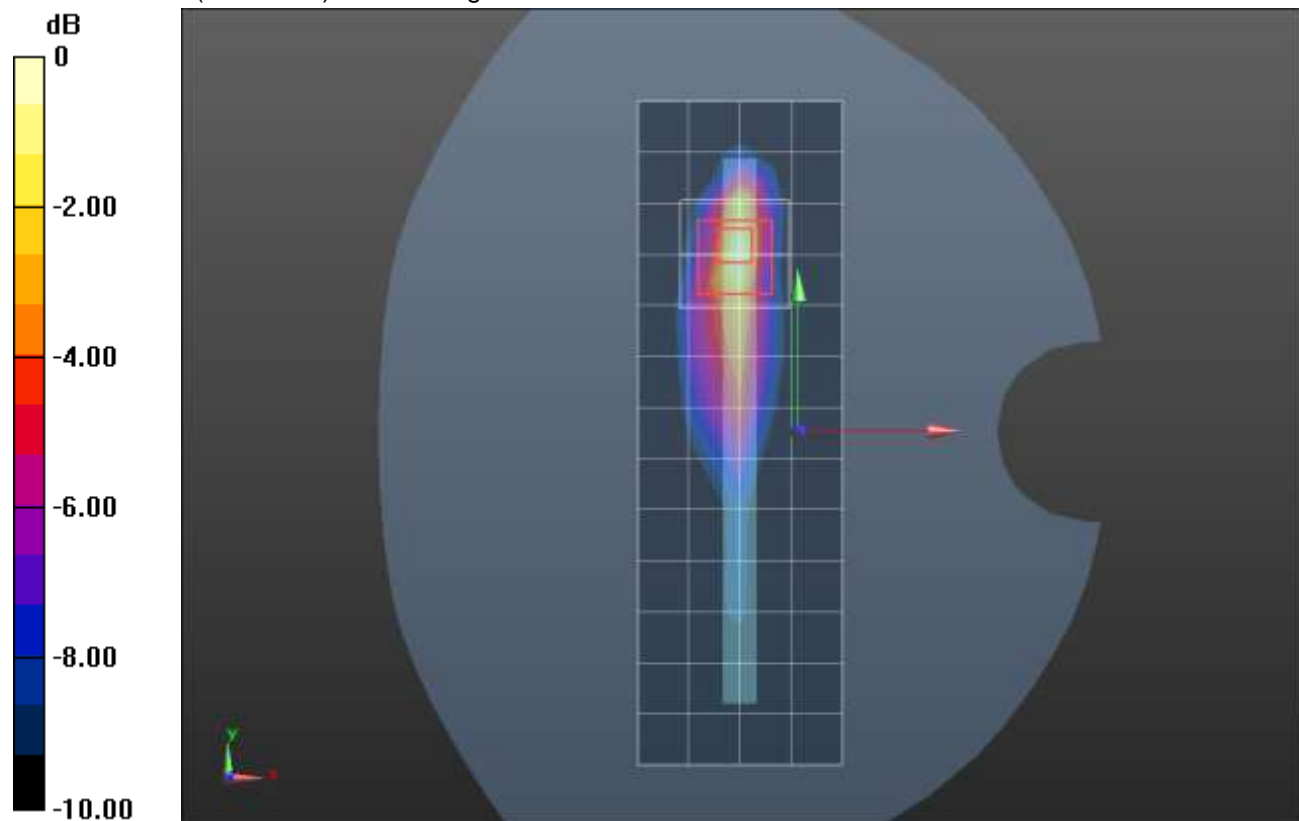
Peak SAR (extrapolated) = 1.60 W/kg

SAR(1 g) = 0.785 W/kg; SAR(10 g) = 0.356 W/kg

Smallest distance from peaks to all points 3 dB below = 6.6 mm

Ratio of SAR at M2 to SAR at M1 = 53.1%

Maximum value of SAR (measured) = 1.14 W/kg



0 dB = 1.14 W/kg = 0.57 dBW/kg

GSM 1900 ANT 2

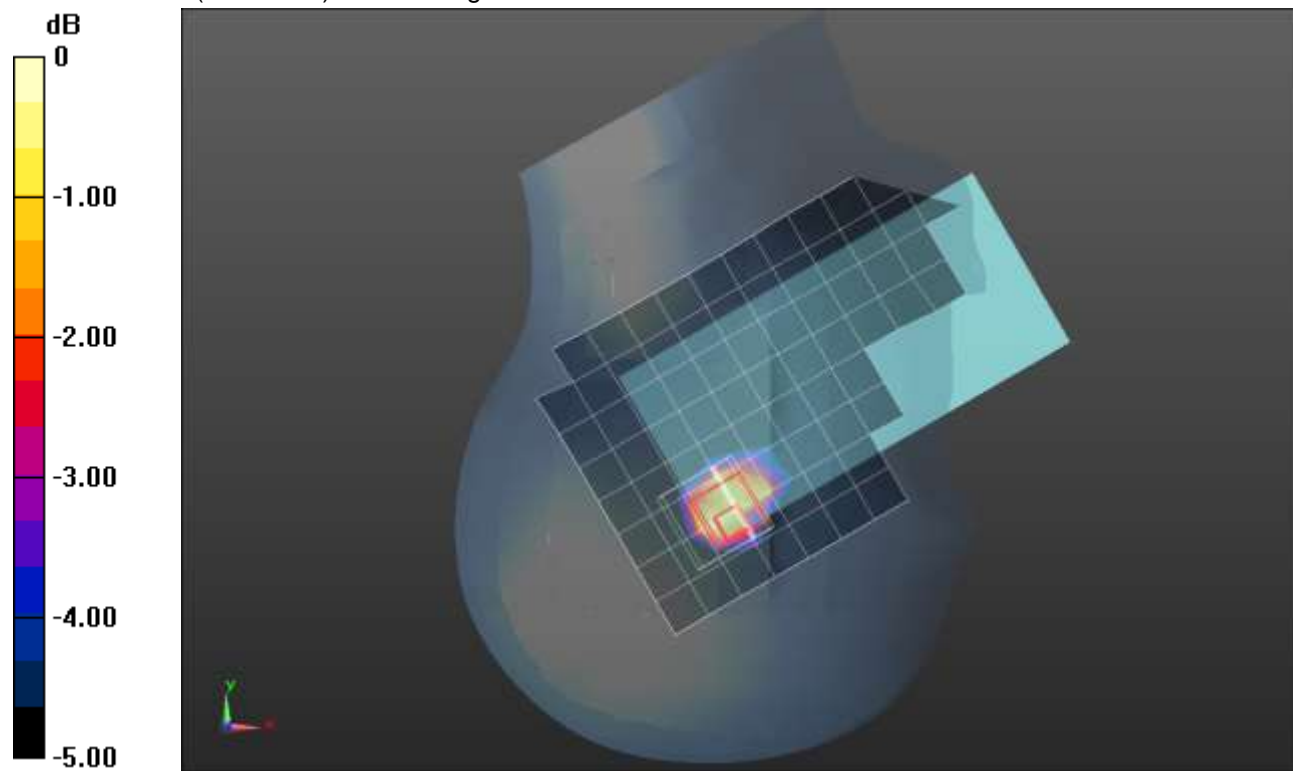
Frequency: 1880 MHz; Duty Cycle: 1:4.00037; Room Ambient Temperature: 24.0°C; Liquid Temperature: 23.0°C
 Medium parameters used: $f = 1880 \text{ MHz}$; $\sigma = 1.342 \text{ S/m}$; $\epsilon_r = 39.219$; $\rho = 1000 \text{ kg/m}^3$

DASY5 Configuration:

- Area Scan Setting: Find Secondary Maximum Within: 2.0 dB and with a peak SAR value greater than 0.0012W/kg
- Electronics: DAE4 Sn1380; Calibrated: 8/19/2020
- Probe: EX3DV4 - SN3749; ConvF(7.86, 7.86, 7.86) @ 1880 MHz; Calibrated: 2/5/2021
- Sensor-Surface: 1.4mm (Mechanical Surface Detection), Sensor-Surface: 2.5mm (Mechanical Surface Detection)
- Phantom: SAM v4.0(A); Type: QD000P40CD; Serial: 1632

RHS/Touch_GPRS 2 slots_ch 661/Area Scan (9x14x1): Measurement grid: dx=15mm, dy=15mm
 Maximum value of SAR (measured) = 0.962 W/kg

RHS/Touch_GPRS 2 slots_ch 661/Zoom Scan (5x5x7)/Cube 0: Measurement grid: dx=8mm, dy=8mm, dz=5mm
 Reference Value = 25.68 V/m; Power Drift = -0.01 dB
 Peak SAR (extrapolated) = 1.76 W/kg
SAR(1 g) = 0.774 W/kg; SAR(10 g) = 0.407 W/kg
 Smallest distance from peaks to all points 3 dB below = 8.1 mm
 Ratio of SAR at M2 to SAR at M1 = 49.7%
 Maximum value of SAR (measured) = 1.06 W/kg



0 dB = 1.06 W/kg = 0.25 dBW/kg

GSM 1900 ANT 2

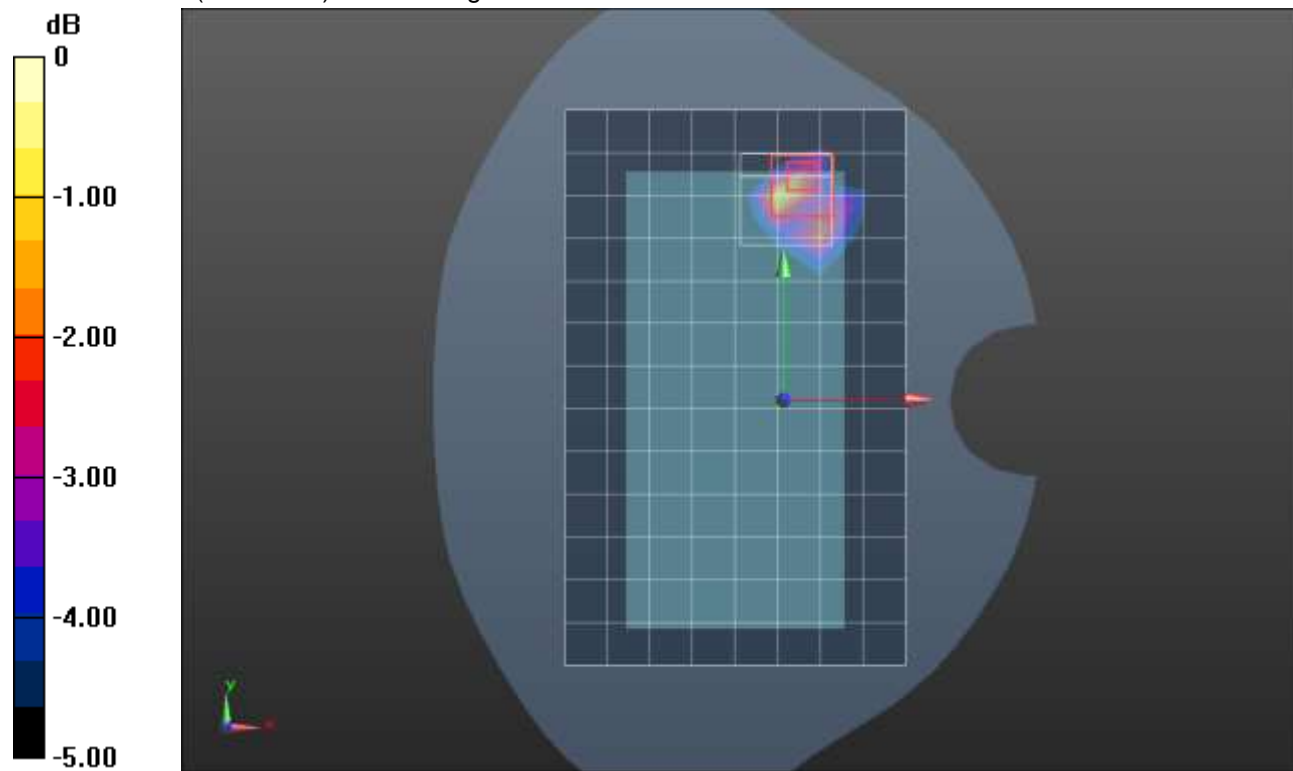
Frequency: 1909.8 MHz; Duty Cycle: 1:4.00037; Room Ambient Temperature: 24.0°C; Liquid Temperature: 23.0°C
 Medium parameters used: $f = 1910 \text{ MHz}$; $\sigma = 1.369 \text{ S/m}$; $\epsilon_r = 39.083$; $\rho = 1000 \text{ kg/m}^3$

DASY5 Configuration:

- Area Scan Setting: Find Secondary Maximum Within: 2.0 dB and with a peak SAR value greater than 0.0012W/kg
- Electronics: DAE4 Sn1380; Calibrated: 8/19/2020
- Probe: EX3DV4 - SN3749; ConvF(7.86, 7.86, 7.86) @ 1909.8 MHz; Calibrated: 2/5/2021
- Sensor-Surface: 2.5mm (Mechanical Surface Detection)
- Phantom: SAM v4.0(A); Type: QD000P40CD; Serial: 1632

Rear/GPRS 2 slots_ch 810/Area Scan (9x14x1): Measurement grid: dx=15mm, dy=15mm
 Maximum value of SAR (measured) = 0.933 W/kg

Rear/GPRS 2 slots_ch 810/Zoom Scan (5x5x7)/Cube 0: Measurement grid: dx=8mm, dy=8mm, dz=5mm
 Reference Value = 26.47 V/m; Power Drift = -0.15 dB
 Peak SAR (extrapolated) = 1.65 W/kg
SAR(1 g) = 0.690 W/kg; SAR(10 g) = 0.326 W/kg
 Smallest distance from peaks to all points 3 dB below = 6.4 mm
 Ratio of SAR at M2 to SAR at M1 = 41.4%
 Maximum value of SAR (measured) = 1.09 W/kg



0 dB = 1.09 W/kg = 0.37 dBW/kg

GSM 1900 ANT 3

Frequency: 1880 MHz; Duty Cycle: 1:4.00037; Room Ambient Temperature: 24.0°C; Liquid Temperature: 23.0°C
 Medium parameters used: $f = 1880 \text{ MHz}$; $\sigma = 1.431 \text{ S/m}$; $\epsilon_r = 39.019$; $\rho = 1000 \text{ kg/m}^3$

DASY5 Configuration:

- Area Scan Setting: Find Secondary Maximum Within: 2.0 dB and with a peak SAR value greater than 0.0012W/kg
- Electronics: DAE4 Sn1380; Calibrated: 8/19/2020
- Probe: EX3DV4 - SN3749; ConvF(7.86, 7.86, 7.86) @ 1880 MHz; Calibrated: 2/5/2021
- Sensor-Surface: 1.4mm (Mechanical Surface Detection), Sensor-Surface: 2.5mm (Mechanical Surface Detection)
- Phantom: SAM v4.0(A); Type: QD000P40CD; Serial: 1632

LHS/Touch_GPRS 2 slots_ch 661/Area Scan (9x14x1): Measurement grid: dx=15mm, dy=15mm
 Maximum value of SAR (measured) = 0.393 W/kg

LHS/Touch_GPRS 2 slots_ch 661/Zoom Scan (5x5x7)/Cube 0: Measurement grid: dx=8mm, dy=8mm, dz=5mm

Reference Value = 15.69 V/m; Power Drift = 0.05 dB


Peak SAR (extrapolated) = 0.451 W/kg

SAR(1 g) = 0.293 W/kg; SAR(10 g) = 0.177 W/kg

Smallest distance from peaks to all points 3 dB below = 12.1 mm

Ratio of SAR at M2 to SAR at M1 = 64.6%

Maximum value of SAR (measured) = 0.359 W/kg



0 dB = 0.359 W/kg = -4.45 dBW/kg

GSM 1900 ANT 3

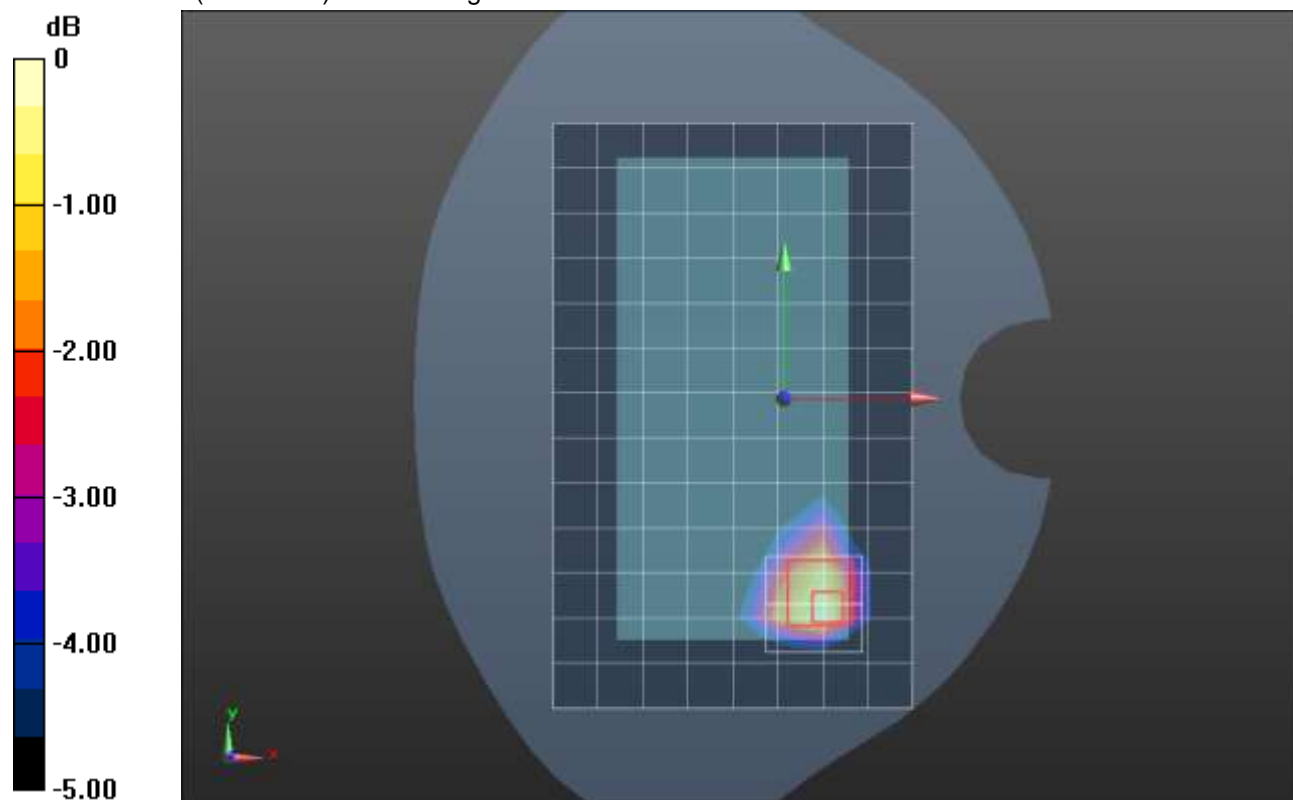
Frequency: 1909.8 MHz; Duty Cycle: 1:4.00037; Room Ambient Temperature: 24.0°C; Liquid Temperature: 23.0°C
 Medium parameters used: $f = 1910 \text{ MHz}$; $\sigma = 1.369 \text{ S/m}$; $\epsilon_r = 39.083$; $\rho = 1000 \text{ kg/m}^3$

DASY5 Configuration:

- Area Scan Setting: Find Secondary Maximum Within: 2.0 dB and with a peak SAR value greater than 0.0012W/kg
- Electronics: DAE4 Sn1380; Calibrated: 8/19/2020
- Probe: EX3DV4 - SN3749; ConvF(7.86, 7.86, 7.86) @ 1909.8 MHz; Calibrated: 2/5/2021
- Sensor-Surface: 2.5mm (Mechanical Surface Detection)
- Phantom: SAM v4.0(A); Type: QD000P40CD; Serial: 1632

Rear/GPRS 2 slots_ch 810/Area Scan (9x14x1): Measurement grid: dx=15mm, dy=15mm
 Maximum value of SAR (measured) = 0.978 W/kg

Rear/GPRS 2 slots_ch 810/Zoom Scan (5x5x7)/Cube 0: Measurement grid: dx=8mm, dy=8mm, dz=5mm
 Reference Value = 27.04 V/m; Power Drift = -0.04 dB
 Peak SAR (extrapolated) = 1.58 W/kg
SAR(1 g) = 0.764 W/kg; SAR(10 g) = 0.423 W/kg
 Smallest distance from peaks to all points 3 dB below = 11.3 mm
 Ratio of SAR at M2 to SAR at M1 = 49.6%
 Maximum value of SAR (measured) = 1.01 W/kg



0 dB = 1.01 W/kg = 0.04 dBW/kg

GSM 1900 ANT 4

Frequency: 1909.8 MHz; Duty Cycle: 1:4.00037; Room Ambient Temperature: 24.0°C; Liquid Temperature: 23.0°C
 Medium parameters used: $f = 1910 \text{ MHz}$; $\sigma = 1.442 \text{ S/m}$; $\epsilon_r = 39.811$; $\rho = 1000 \text{ kg/m}^3$

DASY5 Configuration:

- Area Scan Setting: Find Secondary Maximum Within: 2.0 dB and with a peak SAR value greater than 0.0012W/kg
- Electronics: DAE4 Sn1380; Calibrated: 8/19/2020
- Probe: EX3DV4 - SN3749; ConvF(7.86, 7.86, 7.86) @ 1909.8 MHz; Calibrated: 2/5/2021
- Sensor-Surface: 1.4mm (Mechanical Surface Detection), Sensor-Surface: 2.5mm (Mechanical Surface Detection)
- Phantom: SAM v4.0(A); Type: QD000P40CD; Serial: 1632

LHS/Touch_GPRS 2 slots_ch 810/Area Scan (9x14x1): Measurement grid: dx=15mm, dy=15mm
 Maximum value of SAR (measured) = 1.03 W/kg

LHS/Touch_GPRS 2 slots_ch 810/Zoom Scan (5x5x7)/Cube 0: Measurement grid: dx=8mm, dy=8mm, dz=5mm

Reference Value = 22.32 V/m; Power Drift = -0.03 dB


Peak SAR (extrapolated) = 1.29 W/kg

SAR(1 g) = 0.676 W/kg; SAR(10 g) = 0.374 W/kg

Smallest distance from peaks to all points 3 dB below = 9.9 mm

Ratio of SAR at M2 to SAR at M1 = 52.6%

Maximum value of SAR (measured) = 0.939 W/kg



0 dB = 0.939 W/kg = -0.27 dBW/kg

GSM 1900 ANT 4

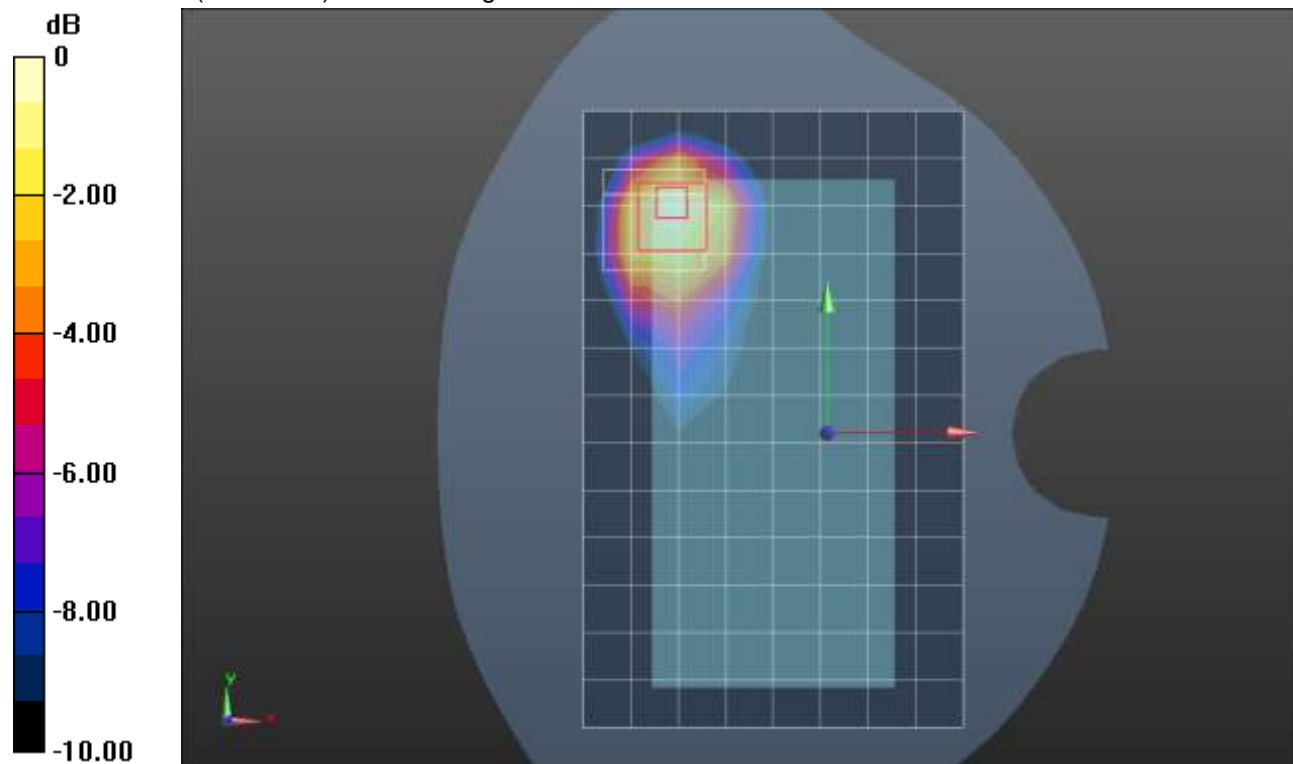
Frequency: 1880 MHz; Duty Cycle: 1:4.00037; Room Ambient Temperature: 24.0°C; Liquid Temperature: 23.0°C
 Medium parameters used: $f = 1880 \text{ MHz}$; $\sigma = 1.421 \text{ S/m}$; $\epsilon_r = 38.257$; $\rho = 1000 \text{ kg/m}^3$

DASY5 Configuration:

- Area Scan Setting: Find Secondary Maximum Within: 2.0 dB and with a peak SAR value greater than 0.0012W/kg
- Electronics: DAE4 Sn1380; Calibrated: 8/19/2020
- Probe: EX3DV4 - SN3749; ConvF(7.86, 7.86, 7.86) @ 1880 MHz; Calibrated: 2/5/2021
- Sensor-Surface: 2.5mm (Mechanical Surface Detection)
- Phantom: SAM v4.0(A); Type: QD000P40CD; Serial: 1632

Rear/GPRS 2 slots_ch 661/Area Scan (9x14x1): Measurement grid: dx=15mm, dy=15mm
 Maximum value of SAR (measured) = 0.577 W/kg

Rear/GPRS 2 slots_ch 661/Zoom Scan (5x5x7)/Cube 0: Measurement grid: dx=8mm, dy=8mm, dz=5mm
 Reference Value = 20.28 V/m; Power Drift = -0.02 dB
 Peak SAR (extrapolated) = 0.919 W/kg
SAR(1 g) = 0.442 W/kg; SAR(10 g) = 0.244 W/kg
 Smallest distance from peaks to all points 3 dB below = 10.2 mm
 Ratio of SAR at M2 to SAR at M1 = 48.2%
 Maximum value of SAR (measured) = 0.583 W/kg



0 dB = 0.583 W/kg = -2.34 dBW/kg

GSM 1900 ANT 4

Frequency: 1909.8 MHz; Duty Cycle: 1:4.00037; Room Ambient Temperature: 24.0°C; Liquid Temperature: 23.0°C
 Medium parameters used: $f = 1910 \text{ MHz}$; $\sigma = 1.435 \text{ S/m}$; $\epsilon_r = 38.259$; $\rho = 1000 \text{ kg/m}^3$

DASY5 Configuration:

- Area Scan Setting: Find Secondary Maximum Within: 2.0 dB and with a peak SAR value greater than 0.0012W/kg
- Electronics: DAE4 Sn1380; Calibrated: 8/19/2020
- Probe: EX3DV4 - SN3749; ConvF(7.86, 7.86, 7.86) @ 1909.8 MHz; Calibrated: 2/5/2021
- Sensor-Surface: 2.5mm (Mechanical Surface Detection)
- Phantom: SAM v4.0(A); Type: QD000P40CD; Serial: 1632

Edge 2/GPRS 2 slots_ch 810/Area Scan (6x14x1): Measurement grid: dx=15mm, dy=15mm
 Maximum value of SAR (measured) = 0.847 W/kg

Edge 2/GPRS 2 slots_ch 810/Zoom Scan (5x5x7)/Cube 0: Measurement grid: dx=8mm, dy=8mm, dz=5mm

Reference Value = 24.44 V/m; Power Drift = -0.16 dB

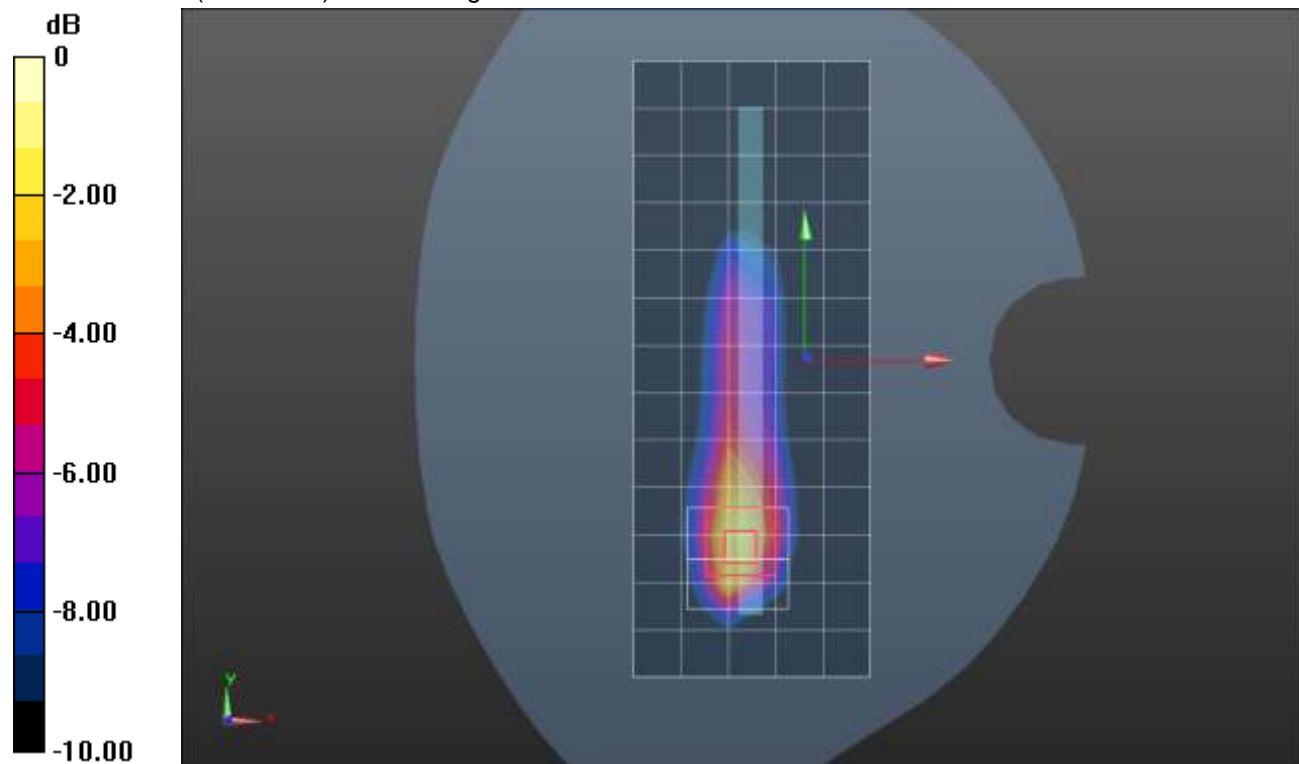
Peak SAR (extrapolated) = 1.46 W/kg

SAR(1 g) = 0.725 W/kg; SAR(10 g) = 0.351 W/kg

Smallest distance from peaks to all points 3 dB below = 8 mm

Ratio of SAR at M2 to SAR at M1 = 50.4%

Maximum value of SAR (measured) = 1.03 W/kg



0 dB = 1.03 W/kg = 0.13 dBW/kg

W-CDMA Band II ANT 1

Frequency: 1880 MHz; Duty Cycle: 1:1; Room Ambient Temperature: 24.0°C; Liquid Temperature: 23.0°C

Medium parameters used: $f = 1880$ MHz; $\sigma = 1.431$ S/m; $\epsilon_r = 39.019$; $\rho = 1000$ kg/m³

DASY5 Configuration:

- Area Scan Setting: Find Secondary Maximum Within: 2.0 dB and with a peak SAR value greater than 0.0012W/kg
- Electronics: DAE4 Sn1380; Calibrated: 8/19/2020
- Probe: EX3DV4 - SN3749; ConvF(7.86, 7.86, 7.86) @ 1880 MHz; Calibrated: 2/5/2021
- Sensor-Surface: 1.4mm (Mechanical Surface Detection)
- Phantom: SAM v4.0(A); Type: QD000P40CD; Serial: 1632

RHS/Touch_RMC Rel. 99_ch 9400/Area Scan (9x14x1): Measurement grid: dx=15mm, dy=15mm

Maximum value of SAR (measured) = 0.532 W/kg

RHS/Touch_RMC Rel. 99_ch 9400/Zoom Scan (5x5x7)/Cube 0: Measurement grid: dx=8mm, dy=8mm, dz=5mm

Reference Value = 18.08 V/m; Power Drift = -0.04 dB

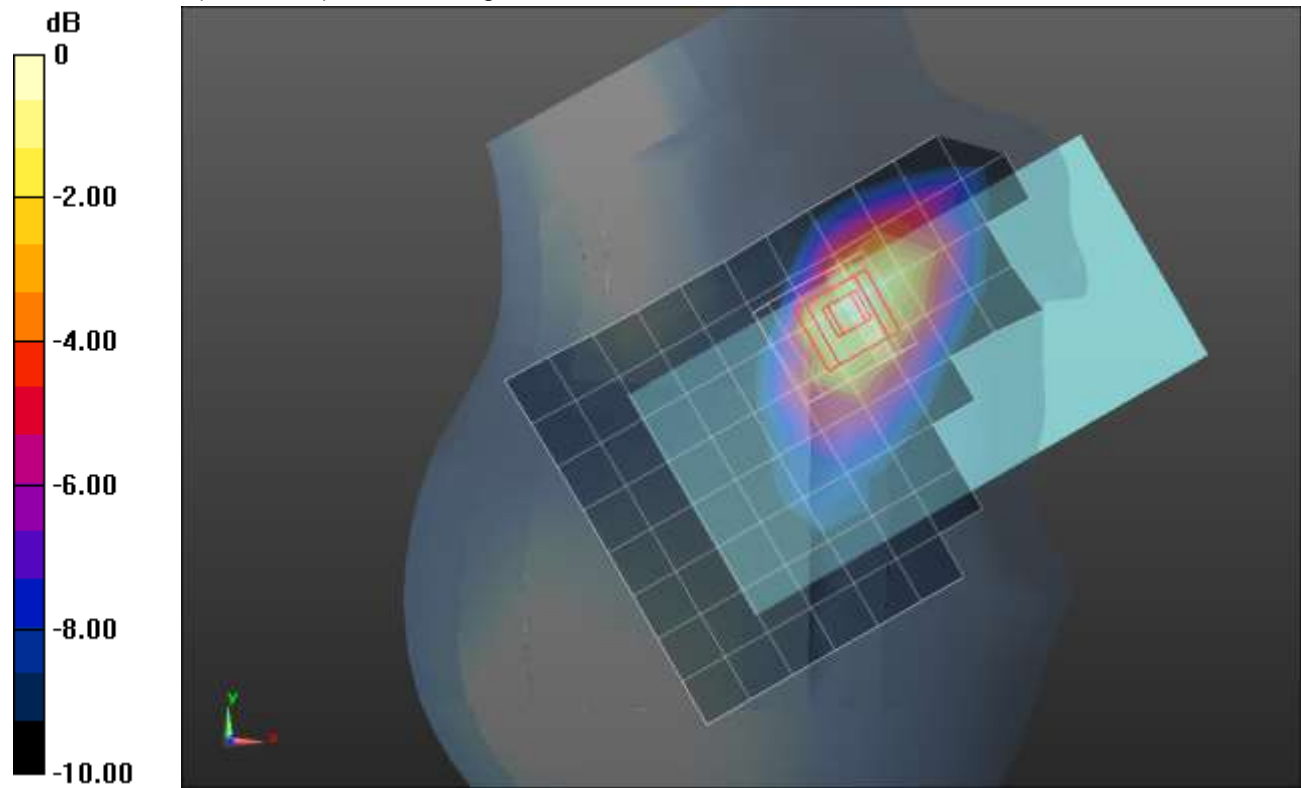
Peak SAR (extrapolated) = 0.640 W/kg

SAR(1 g) = 0.381 W/kg; SAR(10 g) = 0.231 W/kg

Smallest distance from peaks to all points 3 dB below = 11.3 mm

Ratio of SAR at M2 to SAR at M1 = 57.3%

Maximum value of SAR (measured) = 0.525 W/kg



0 dB = 0.525 W/kg = -2.80 dBW/kg

W-CDMA Band II ANT 1

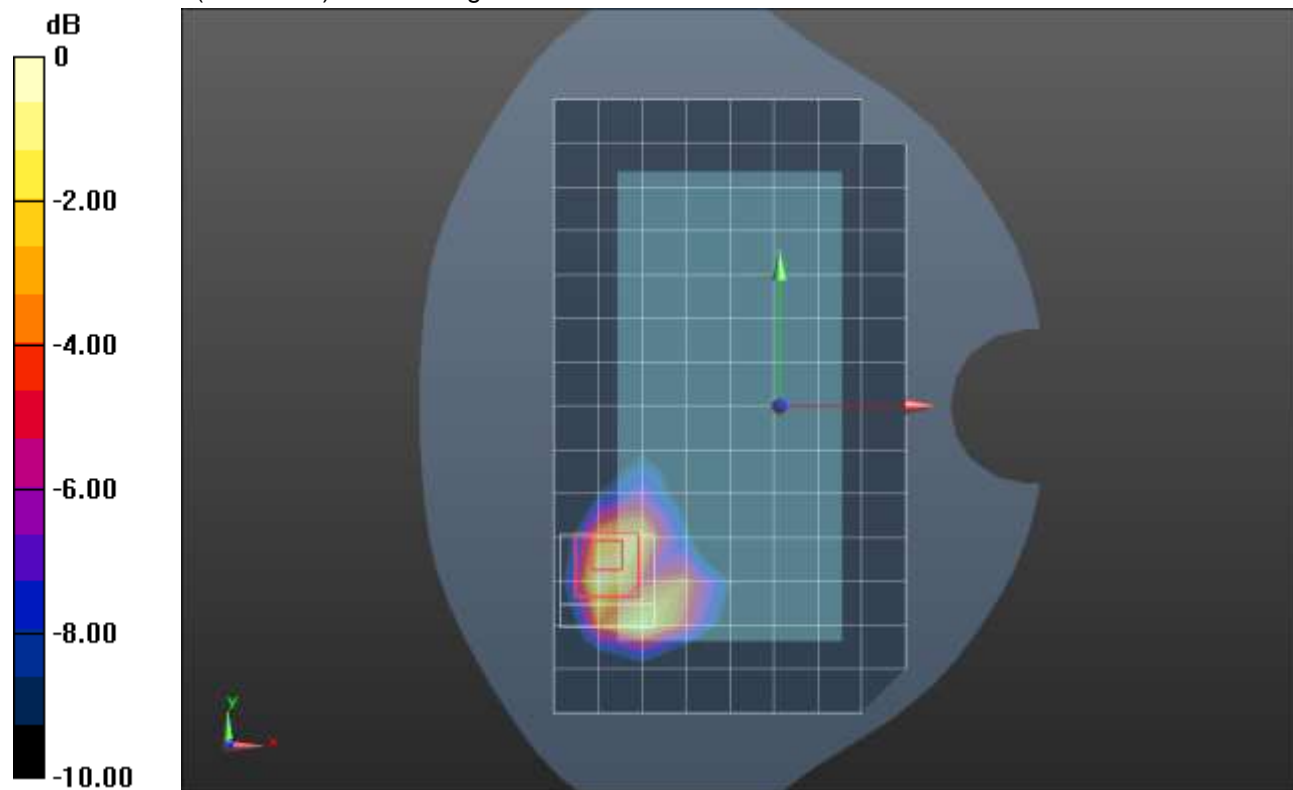
Frequency: 1907.6 MHz; Duty Cycle: 1:1; Room Ambient Temperature: 24.0°C; Liquid Temperature: 23.0°C
 Medium parameters used (interpolated): $f = 1907.6 \text{ MHz}$; $\sigma = 1.418 \text{ S/m}$; $\epsilon_r = 38.214$; $\rho = 1000 \text{ kg/m}^3$

DASY5 Configuration:

- Area Scan Setting: Find Secondary Maximum Within: 2.0 dB and with a peak SAR value greater than 0.0012W/kg
- Electronics: DAE4 Sn1380; Calibrated: 8/19/2020
- Probe: EX3DV4 - SN3749; ConvF(7.86, 7.86, 7.86) @ 1907.6 MHz; Calibrated: 2/5/2021
- Sensor-Surface: 2.5mm (Mechanical Surface Detection)
- Phantom: SAM v4.0(A); Type: QD000P40CD; Serial: 1632

Rear/Rel. 99 RMC_ch 9538/Area Scan (9x15x1): Measurement grid: dx=15mm, dy=15mm
 Maximum value of SAR (measured) = 1.24 W/kg

Rear/Rel. 99 RMC_ch 9538/Zoom Scan (5x5x7)/Cube 0: Measurement grid: dx=8mm, dy=8mm, dz=5mm
 Reference Value = 29.73 V/m; Power Drift = -0.07 dB
 Peak SAR (extrapolated) = 2.06 W/kg
SAR(1 g) = 0.816 W/kg; SAR(10 g) = 0.366 W/kg
 Smallest distance from peaks to all points 3 dB below = 5.8 mm
 Ratio of SAR at M2 to SAR at M1 = 44.4%
 Maximum value of SAR (measured) = 1.29 W/kg



0 dB = 1.29 W/kg = 1.11 dBW/kg

W-CDMA Band II ANT 1

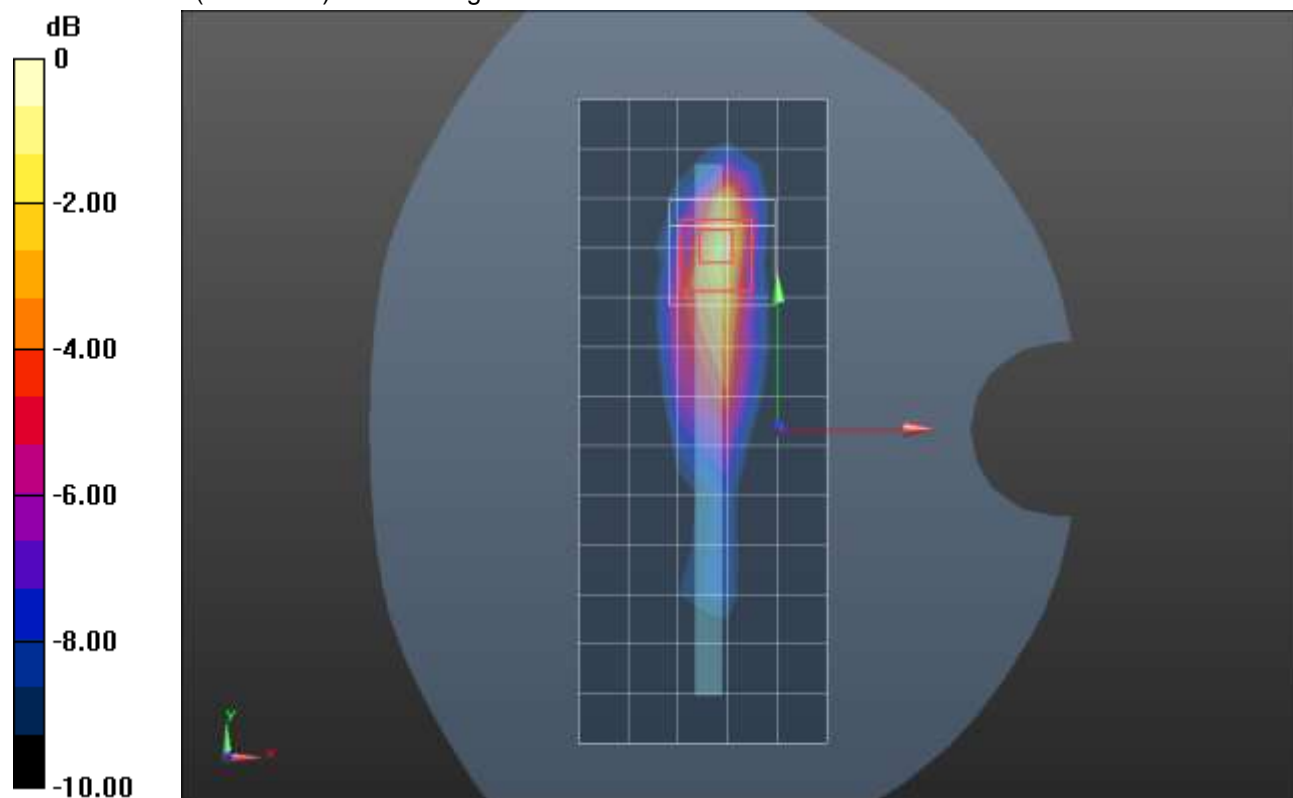
Frequency: 1907.6 MHz; Duty Cycle: 1:1; Room Ambient Temperature: 24.0°C; Liquid Temperature: 23.0°C
 Medium parameters used (interpolated): $f = 1907.6$ MHz; $\sigma = 1.435$ S/m; $\epsilon_r = 38.265$; $\rho = 1000$ kg/m³

DASY5 Configuration:

- Area Scan Setting: Find Secondary Maximum Within: 2.0 dB and with a peak SAR value greater than 0.0012W/kg
- Electronics: DAE4 Sn1380; Calibrated: 8/19/2020
- Probe: EX3DV4 - SN3749; ConvF(7.86, 7.86, 7.86) @ 1907.6 MHz; Calibrated: 2/5/2021
- Sensor-Surface: 2.5mm (Mechanical Surface Detection)
- Phantom: SAM v4.0(A); Type: QD000P40CD; Serial: 1632

Edge 2/Rel. 99 RMC_ch 9538/Area Scan (6x14x1): Measurement grid: dx=15mm, dy=15mm
 Maximum value of SAR (measured) = 1.02 W/kg

Edge 2/Rel. 99 RMC_ch 9538/Zoom Scan (5x5x7)/Cube 0: Measurement grid: dx=8mm, dy=8mm, dz=5mm
 Reference Value = 23.89 V/m; Power Drift = -0.06 dB
 Peak SAR (extrapolated) = 1.69 W/kg
SAR(1 g) = 0.835 W/kg; SAR(10 g) = 0.384 W/kg
 Smallest distance from peaks to all points 3 dB below = 7.2 mm
 Ratio of SAR at M2 to SAR at M1 = 50.1%
 Maximum value of SAR (measured) = 1.13 W/kg



0 dB = 1.13 W/kg = 0.53 dBW/kg

W-CDMA Band II ANT 2

Frequency: 1907.6 MHz; Duty Cycle: 1:1; Room Ambient Temperature: 24.0°C; Liquid Temperature: 23.0°C
 Medium parameters used (interpolated): $f = 1907.6$ MHz; $\sigma = 1.367$ S/m; $\epsilon_r = 39.099$; $\rho = 1000$ kg/m³

DASY5 Configuration:

- Area Scan Setting: Find Secondary Maximum Within: 2.0 dB and with a peak SAR value greater than 0.0012W/kg
- Electronics: DAE4 Sn1380; Calibrated: 8/19/2020
- Probe: EX3DV4 - SN3749; ConvF(7.86, 7.86, 7.86) @ 1907.6 MHz; Calibrated: 2/5/2021
- Sensor-Surface: 1.4mm (Mechanical Surface Detection)
- Phantom: SAM v4.0(A); Type: QD000P40CD; Serial: 1632

RHS/Touch_RMC Rel. 99_ch 9538/Area Scan (9x14x1): Measurement grid: dx=15mm, dy=15mm.
 Maximum value of SAR (measured) = 1.18 W/kg

RHS/Touch_RMC Rel. 99_ch 9538/Zoom Scan (5x5x7)/Cube 0: Measurement grid: dx=8mm, dy=8mm, dz=5mm

Reference Value = 28.48 V/m; Power Drift = -0.08 dB

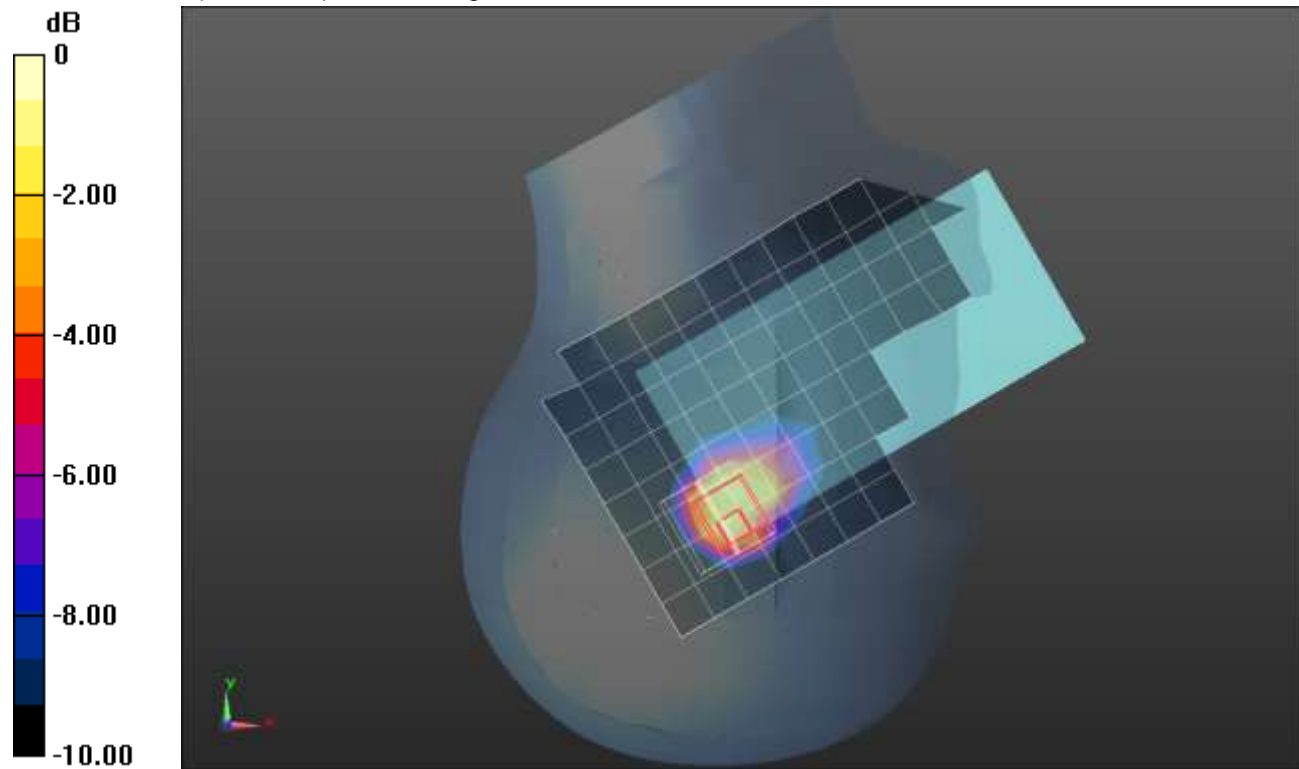
Peak SAR (extrapolated) = 2.19 W/kg

SAR(1 g) = 0.898 W/kg; SAR(10 g) = 0.469 W/kg

Smallest distance from peaks to all points 3 dB below = 6.9 mm

Ratio of SAR at M2 to SAR at M1 = 36%

Maximum value of SAR (measured) = 1.57 W/kg



0 dB = 1.57 W/kg = 1.96 dBW/kg

W-CDMA Band II ANT 2

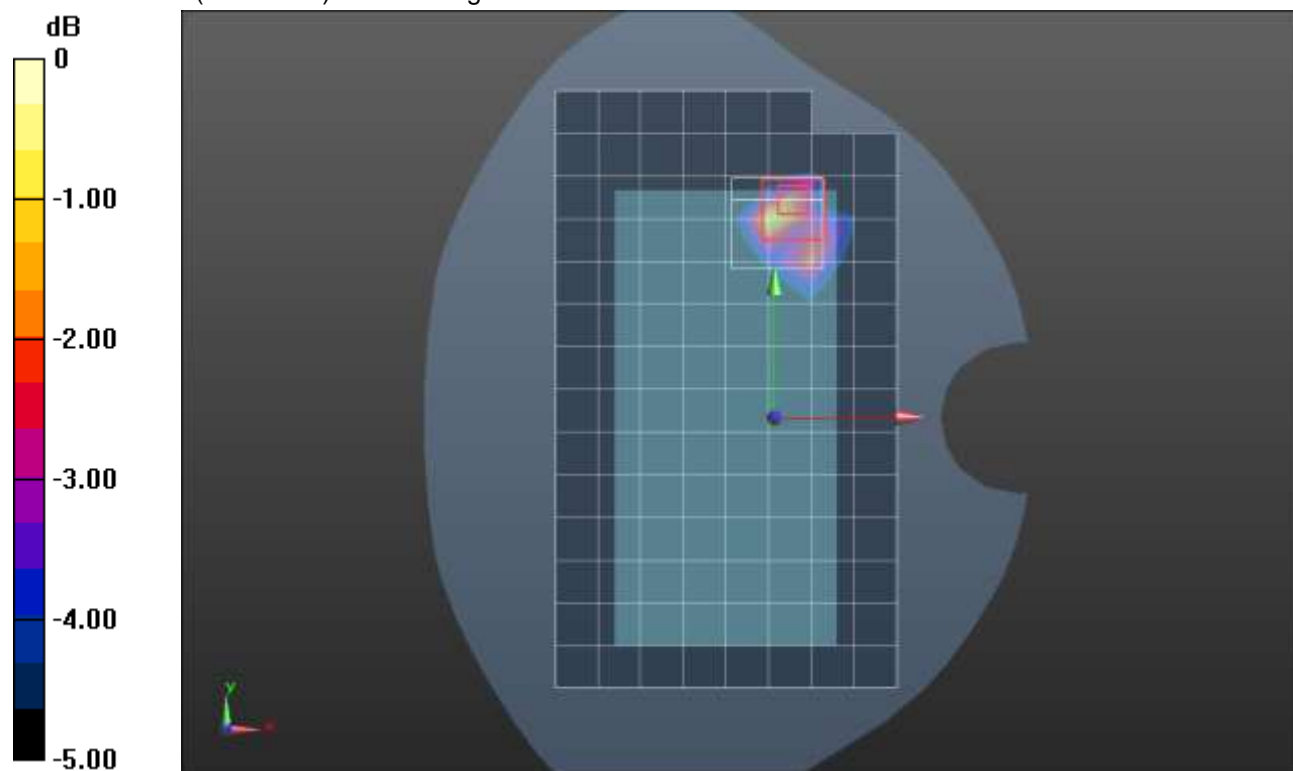
Frequency: 1880 MHz; Duty Cycle: 1:1; Room Ambient Temperature: 24.0°C; Liquid Temperature: 23.0°C
 Medium parameters used: $f = 1880 \text{ MHz}$; $\sigma = 1.342 \text{ S/m}$; $\epsilon_r = 39.219$; $\rho = 1000 \text{ kg/m}^3$

DASY5 Configuration:

- Area Scan Setting: Find Secondary Maximum Within: 2.0 dB and with a peak SAR value greater than 0.0012W/kg
- Electronics: DAE4 Sn1380; Calibrated: 8/19/2020
- Probe: EX3DV4 - SN3749; ConvF(7.86, 7.86, 7.86) @ 1880 MHz; Calibrated: 2/5/2021
- Sensor-Surface: 2.5mm (Mechanical Surface Detection)
- Phantom: SAM v4.0(A); Type: QD000P40CD; Serial: 1632

Rear/Rel. 99 RMC_ch 9400/Area Scan (9x15x1): Measurement grid: dx=15mm, dy=15mm
 Maximum value of SAR (measured) = 0.941 W/kg

Rear/Rel. 99 RMC_ch 9400/Zoom Scan (5x5x7)/Cube 0: Measurement grid: dx=8mm, dy=8mm, dz=5mm
 Reference Value = 26.61 V/m; Power Drift = -0.17 dB
 Peak SAR (extrapolated) = 1.64 W/kg
SAR(1 g) = 0.694 W/kg; SAR(10 g) = 0.328 W/kg
 Smallest distance from peaks to all points 3 dB below = 6.4 mm
 Ratio of SAR at M2 to SAR at M1 = 41.8%
 Maximum value of SAR (measured) = 1.08 W/kg



0 dB = 1.08 W/kg = 0.33 dBW/kg

W-CDMA Band II ANT 2

Frequency: 1907.6 MHz; Duty Cycle: 1:1; Room Ambient Temperature: 24.0°C; Liquid Temperature: 23.0°C
 Medium parameters used (interpolated): $f = 1907.6$ MHz; $\sigma = 1.367$ S/m; $\epsilon_r = 39.099$; $\rho = 1000$ kg/m³

DASY5 Configuration:

- Area Scan Setting: Find Secondary Maximum Within: 2.0 dB and with a peak SAR value greater than 0.0012W/kg
- Electronics: DAE4 Sn1380; Calibrated: 8/19/2020
- Probe: EX3DV4 - SN3749; ConvF(7.86, 7.86, 7.86) @ 1907.6 MHz; Calibrated: 2/5/2021
- Sensor-Surface: 2.5mm (Mechanical Surface Detection)
- Phantom: SAM v4.0(A); Type: QD000P40CD; Serial: 1632

Edge 4/Rel. 99 RMC_ch 9538/Area Scan (6x14x1): Measurement grid: dx=15mm, dy=15mm
 Maximum value of SAR (measured) = 0.762 W/kg

Edge 4/Rel. 99 RMC_ch 9538/Zoom Scan (5x5x7)/Cube 0: Measurement grid: dx=8mm, dy=8mm, dz=5mm

Reference Value = 23.69 V/m; Power Drift = 0.18 dB

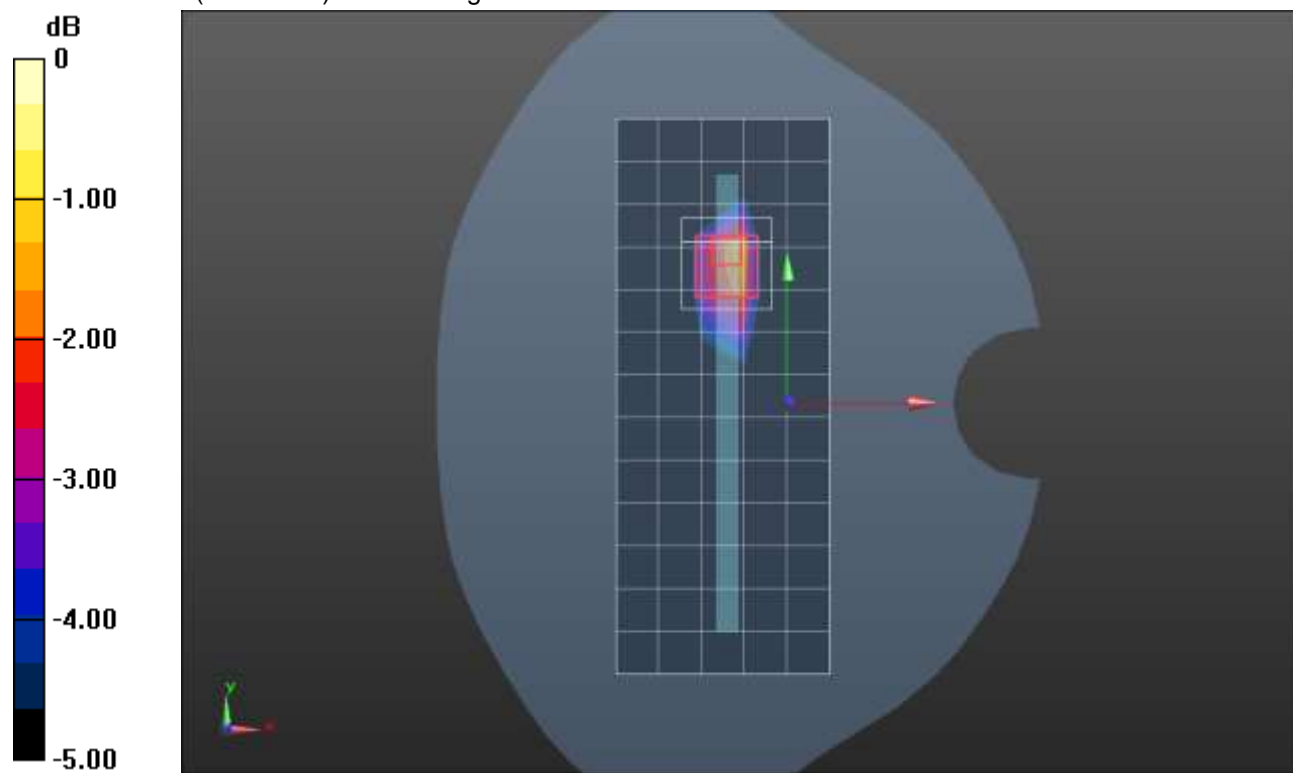
Peak SAR (extrapolated) = 1.43 W/kg

SAR(1 g) = 0.727 W/kg; SAR(10 g) = 0.377 W/kg

Smallest distance from peaks to all points 3 dB below = 9.3 mm

Ratio of SAR at M2 to SAR at M1 = 51.1%

Maximum value of SAR (measured) = 1.02 W/kg



0 dB = 1.02 W/kg = 0.09 dBW/kg

W-CDMA Band II ANT 3

Frequency: 1880 MHz; Duty Cycle: 1:1; Room Ambient Temperature: 24.0°C; Liquid Temperature: 23.0°C
 Medium parameters used: $f = 1880 \text{ MHz}$; $\sigma = 1.452 \text{ S/m}$; $\epsilon_r = 38.143$; $\rho = 1000 \text{ kg/m}^3$

DASY5 Configuration:

- Area Scan Setting: Find Secondary Maximum Within: 2.0 dB and with a peak SAR value greater than 0.0012W/kg
- Electronics: DAE4 Sn1359; Calibrated: 1/28/2021
- Probe: EX3DV4 - SN3772; ConvF(7.33, 7.33, 7.33) @ 1880 MHz; Calibrated: 2/25/2021
- Sensor-Surface: 1.4mm (Mechanical Surface Detection (Locations From Previous Scan Used)), Sensor-Surface: 1.4mm (Mechanical Surface Detection)
- Phantom: Twin-SAM V8.0 (20deg probe tilt); Type: QD 000 P41 AA; Serial: 1948

LHS/Touch_RMC Rel. 99_ch 9400/Area Scan (9x14x1): Measurement grid: dx=15mm, dy=15mm
 Maximum value of SAR (measured) = 0.581 W/kg

LHS/Touch_RMC Rel. 99_ch 9400/Zoom Scan (5x5x7)/Cube 0: Measurement grid: dx=8mm, dy=8mm, dz=5mm

Reference Value = 18.92 V/m; Power Drift = 0.05 dB

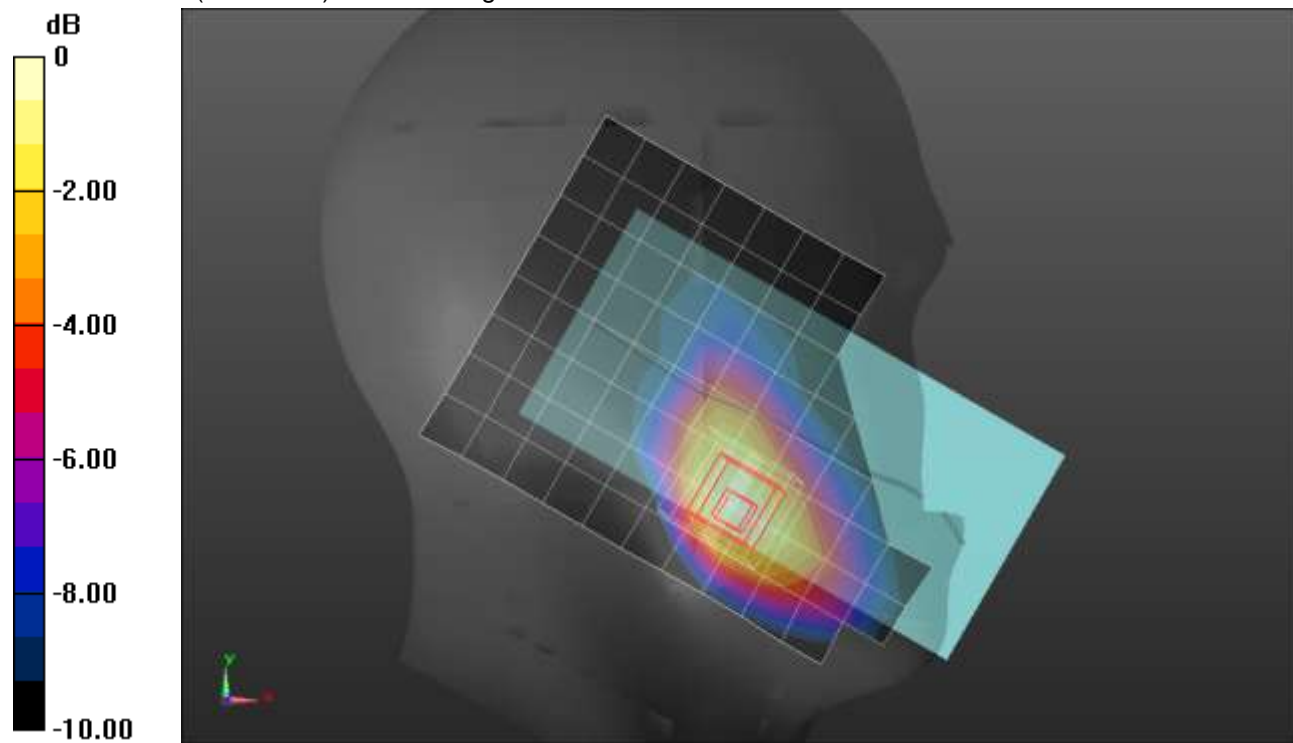
Peak SAR (extrapolated) = 0.710 W/kg

SAR(1 g) = 0.438 W/kg; SAR(10 g) = 0.269 W/kg

Smallest distance from peaks to all points 3 dB below = 12.1 mm

Ratio of SAR at M2 to SAR at M1 = 66.9%

Maximum value of SAR (measured) = 0.581 W/kg



0 dB = 0.581 W/kg = -2.36 dBW/kg

W-CDMA Band II ANT 3

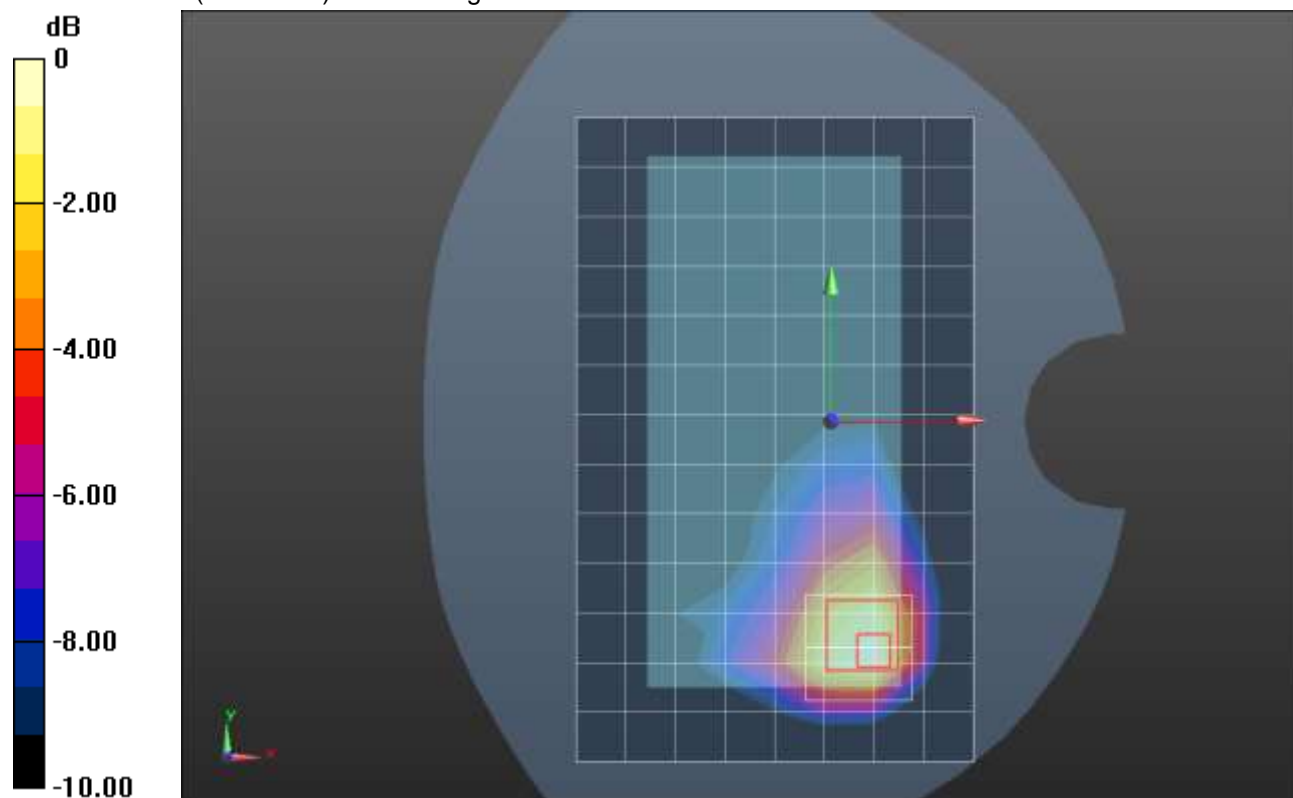
Frequency: 1852.4 MHz; Duty Cycle: 1:1; Room Ambient Temperature: 24.0°C; Liquid Temperature: 23.0°C
 Medium parameters used (interpolated): $f = 1852.4$ MHz; $\sigma = 1.409$ S/m; $\epsilon_r = 38.337$; $\rho = 1000$ kg/m³

DASY5 Configuration:

- Area Scan Setting: Find Secondary Maximum Within: 2.0 dB and with a peak SAR value greater than 0.0012W/kg
- Electronics: DAE4 Sn1380; Calibrated: 8/19/2020
- Probe: EX3DV4 - SN3749; ConvF(7.86, 7.86, 7.86) @ 1852.4 MHz; Calibrated: 2/5/2021
- Sensor-Surface: 2.5mm (Mechanical Surface Detection)
- Phantom: SAM v4.0(A); Type: QD000P40CD; Serial: 1632

Rear/Rel. 99 RMC_ch 9262/Area Scan (9x14x1): Measurement grid: dx=15mm, dy=15mm
 Maximum value of SAR (measured) = 1.15 W/kg

Rear/Rel. 99 RMC_ch 9262/Zoom Scan (5x5x7)/Cube 0: Measurement grid: dx=8mm, dy=8mm, dz=5mm
 Reference Value = 28.87 V/m; Power Drift = 0.03 dB
 Peak SAR (extrapolated) = 1.81 W/kg
SAR(1 g) = 0.870 W/kg; SAR(10 g) = 0.482 W/kg
 Smallest distance from peaks to all points 3 dB below = 10.1 mm
 Ratio of SAR at M2 to SAR at M1 = 49.2%
 Maximum value of SAR (measured) = 1.18 W/kg



0 dB = 1.18 W/kg = 0.72 dBW/kg

W-CDMA Band II ANT 3

Frequency: 1880 MHz; Duty Cycle: 1:1; Room Ambient Temperature: 24.0°C; Liquid Temperature: 23.0°C
 Medium parameters used: $f = 1880 \text{ MHz}$; $\sigma = 1.421 \text{ S/m}$; $\epsilon_r = 38.257$; $\rho = 1000 \text{ kg/m}^3$

DASY5 Configuration:

- Area Scan Setting: Find Secondary Maximum Within: 2.0 dB and with a peak SAR value greater than 0.0012W/kg
- Electronics: DAE4 Sn1380; Calibrated: 8/19/2020
- Probe: EX3DV4 - SN3749; ConvF(7.86, 7.86, 7.86) @ 1880 MHz; Calibrated: 2/5/2021
- Sensor-Surface: 2.5mm (Mechanical Surface Detection)
- Phantom: SAM v4.0(A); Type: QD000P40CD; Serial: 1632

Edge 4/Rel. 99 RMC_ch 9400/Area Scan (5x14x1): Measurement grid: dx=15mm, dy=15mm
 Maximum value of SAR (measured) = 1.16 W/kg

Edge 4/Rel. 99 RMC_ch 9400/Zoom Scan (5x5x7)/Cube 0: Measurement grid: dx=8mm, dy=8mm, dz=5mm

Reference Value = 28.73 V/m; Power Drift = -0.03 dB

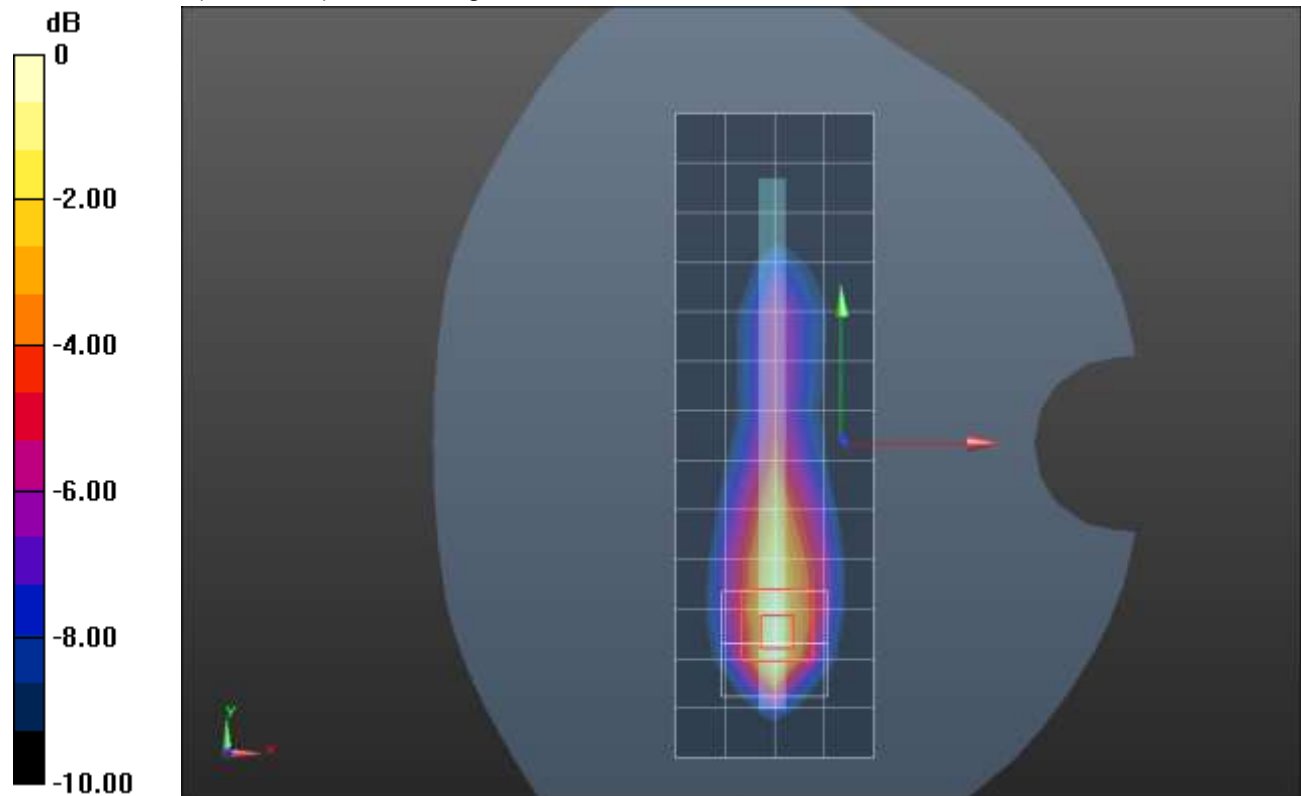
Peak SAR (extrapolated) = 1.65 W/kg

SAR(1 g) = 0.856 W/kg; SAR(10 g) = 0.439 W/kg

Smallest distance from peaks to all points 3 dB below = 9.6 mm

Ratio of SAR at M2 to SAR at M1 = 52.3%

Maximum value of SAR (measured) = 1.19 W/kg



0 dB = 1.19 W/kg = 0.76 dBW/kg

W-CDMA Band II ANT 4

Frequency: 1880 MHz; Duty Cycle: 1:1; Room Ambient Temperature: 24.0°C; Liquid Temperature: 23.0°C

Medium parameters used: $f = 1880$ MHz; $\sigma = 1.421$ S/m; $\epsilon_r = 38.257$; $\rho = 1000$ kg/m³

DASY5 Configuration:

- Area Scan Setting: Find Secondary Maximum Within: 2.0 dB and with a peak SAR value greater than 0.0012W/kg
- Electronics: DAE4 Sn1380; Calibrated: 8/19/2020
- Probe: EX3DV4 - SN3749; ConvF(7.86, 7.86, 7.86) @ 1880 MHz; Calibrated: 2/5/2021
- Sensor-Surface: 1.4mm (Mechanical Surface Detection)
- Phantom: SAM v4.0(A); Type: QD000P40CD; Serial: 1632

LHS/Touch_RMC Rel. 99_ch 9400/Area Scan (9x14x1): Measurement grid: dx=15mm, dy=15mm

Maximum value of SAR (measured) = 1.19 W/kg

LHS/Touch_RMC Rel. 99_ch 9400/Zoom Scan (5x5x7)/Cube 0: Measurement grid: dx=8mm, dy=8mm, dz=5mm

Reference Value = 24.97 V/m; Power Drift = 0.03 dB

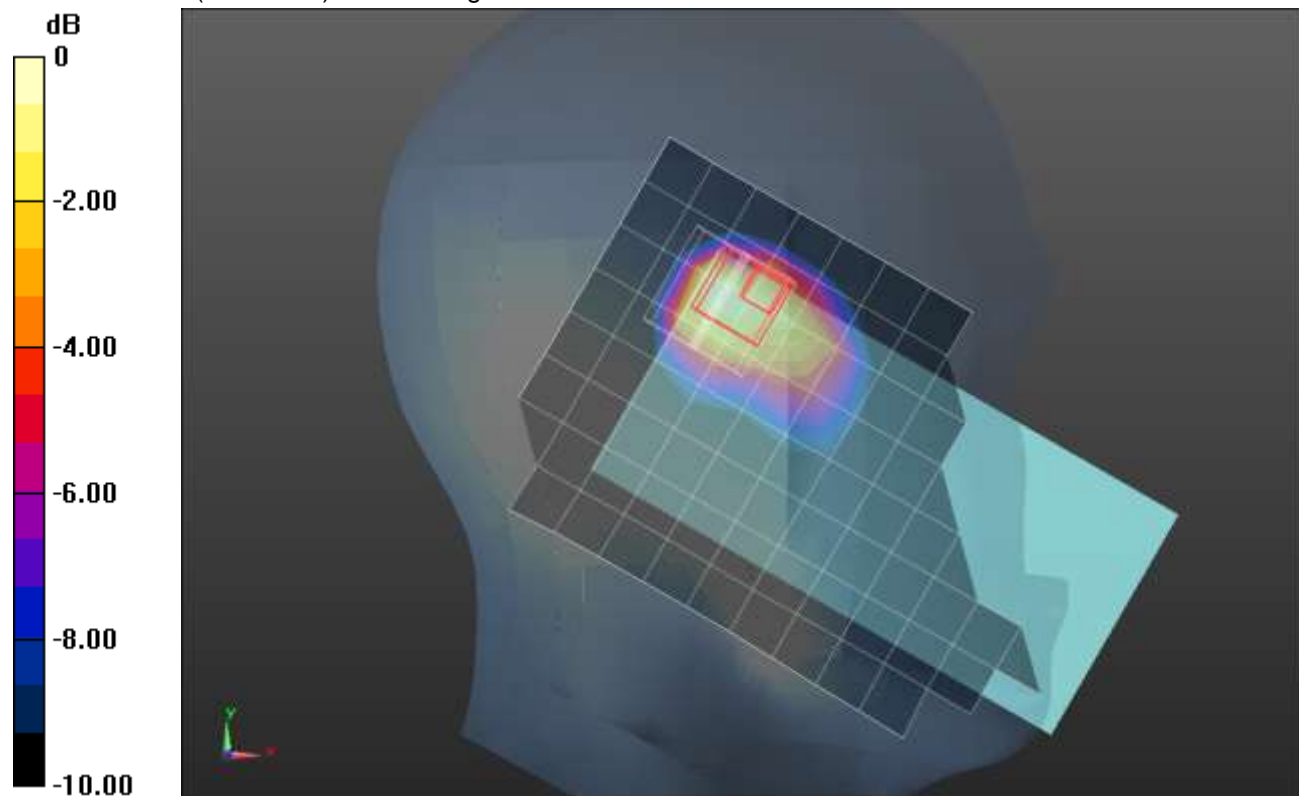
Peak SAR (extrapolated) = 1.84 W/kg

SAR(1 g) = 0.878 W/kg; SAR(10 g) = 0.479 W/kg

Smallest distance from peaks to all points 3 dB below = 9.5 mm

Ratio of SAR at M2 to SAR at M1 = 44.1%

Maximum value of SAR (measured) = 1.42 W/kg



0 dB = 1.42 W/kg = 1.52 dBW/kg

W-CDMA Band II ANT 4

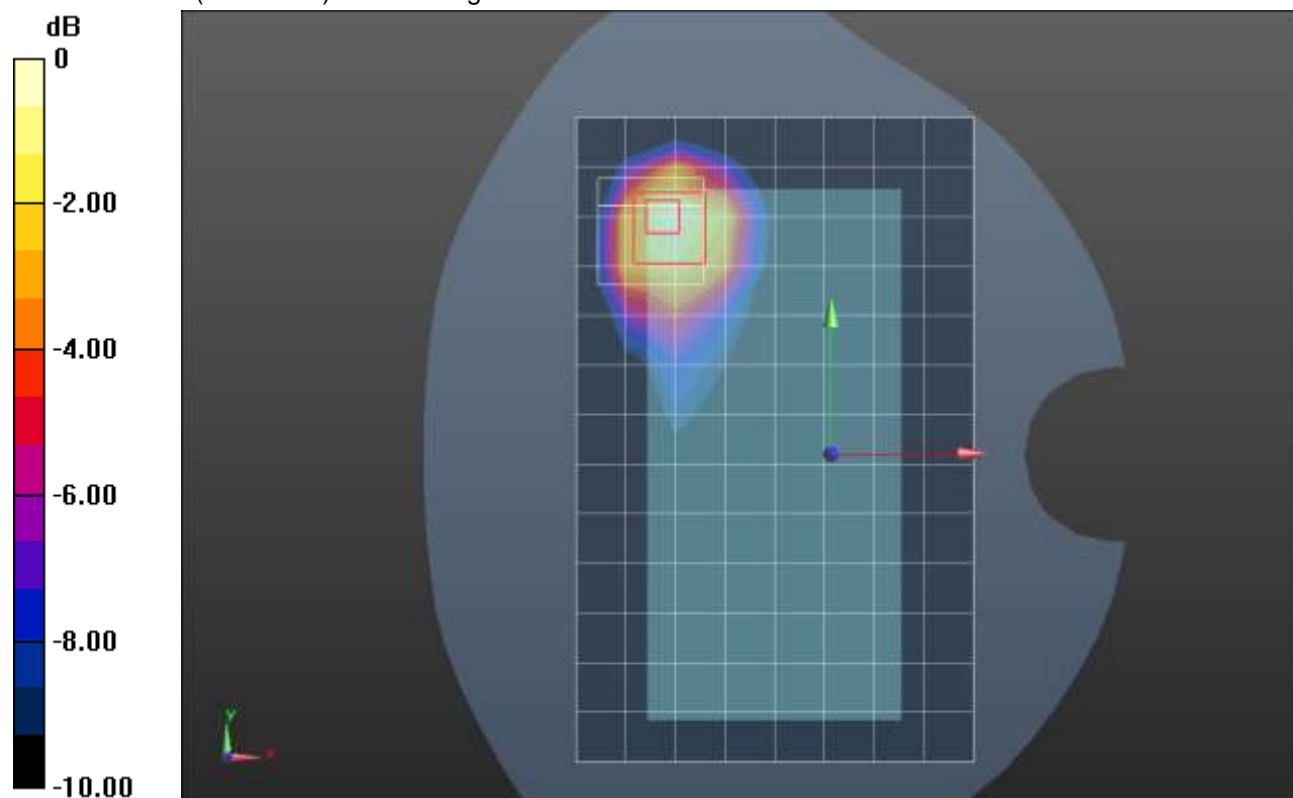
Frequency: 1880 MHz; Duty Cycle: 1:1; Room Ambient Temperature: 24.0°C; Liquid Temperature: 23.0°C
 Medium parameters used: $f = 1880 \text{ MHz}$; $\sigma = 1.421 \text{ S/m}$; $\epsilon_r = 38.257$; $\rho = 1000 \text{ kg/m}^3$

DASY5 Configuration:

- Area Scan Setting: Find Secondary Maximum Within: 2.0 dB and with a peak SAR value greater than 0.0012W/kg
- Electronics: DAE4 Sn1380; Calibrated: 8/19/2020
- Probe: EX3DV4 - SN3749; ConvF(7.86, 7.86, 7.86) @ 1880 MHz; Calibrated: 2/5/2021
- Sensor-Surface: 2.5mm (Mechanical Surface Detection)
- Phantom: SAM v4.0(A); Type: QD000P40CD; Serial: 1632

Rear/Rel. 99 RMC_ch 9400/Area Scan (9x14x1): Measurement grid: dx=15mm, dy=15mm
 Maximum value of SAR (measured) = 1.06 W/kg

Rear/Rel. 99 RMC_ch 9400/Zoom Scan (5x5x7)/Cube 0: Measurement grid: dx=8mm, dy=8mm, dz=5mm
 Reference Value = 27.60 V/m; Power Drift = -0.13 dB
 Peak SAR (extrapolated) = 1.75 W/kg
SAR(1 g) = 0.822 W/kg; SAR(10 g) = 0.451 W/kg
 Smallest distance from peaks to all points 3 dB below = 9.1 mm
 Ratio of SAR at M2 to SAR at M1 = 47.5%
 Maximum value of SAR (measured) = 1.08 W/kg



0 dB = 1.08 W/kg = 0.33 dBW/kg

W-CDMA Band II ANT 4

Frequency: 1907.6 MHz; Duty Cycle: 1:1; Room Ambient Temperature: 24.0°C; Liquid Temperature: 23.0°C
 Medium parameters used (interpolated): $f = 1907.6$ MHz; $\sigma = 1.418$ S/m; $\epsilon_r = 38.214$; $\rho = 1000$ kg/m³

DASY5 Configuration:

- Area Scan Setting: Find Secondary Maximum Within: 2.0 dB and with a peak SAR value greater than 0.0012W/kg
- Electronics: DAE4 Sn1380; Calibrated: 8/19/2020
- Probe: EX3DV4 - SN3749; ConvF(7.86, 7.86, 7.86) @ 1907.6 MHz; Calibrated: 2/5/2021
- Sensor-Surface: 2.5mm (Mechanical Surface Detection)
- Phantom: SAM v4.0(A); Type: QD000P40CD; Serial: 1632

Edge 2/Rel. 99 RMC_ch 9538/Area Scan (5x14x1): Measurement grid: dx=15mm, dy=15mm
 Maximum value of SAR (measured) = 1.03 W/kg

Edge 2/Rel. 99 RMC_ch 9538/Zoom Scan (5x5x7)/Cube 0: Measurement grid: dx=8mm, dy=8mm, dz=5mm

Reference Value = 28.17 V/m; Power Drift = -0.03 dB

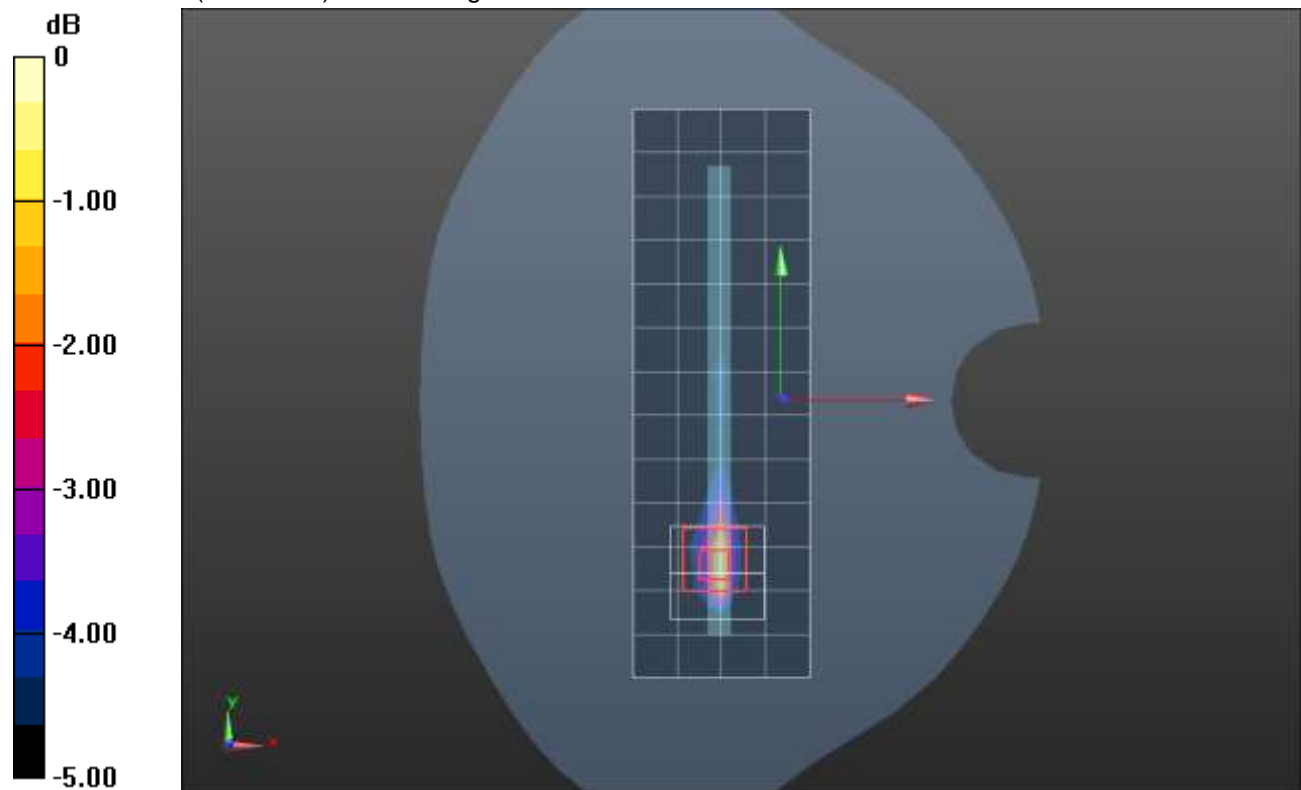
Peak SAR (extrapolated) = 1.78 W/kg

SAR(1 g) = 0.905 W/kg; SAR(10 g) = 0.438 W/kg

Smallest distance from peaks to all points 3 dB below = 8 mm

Ratio of SAR at M2 to SAR at M1 = 52.2%

Maximum value of SAR (measured) = 1.28 W/kg



0 dB = 1.28 W/kg = 1.07 dBW/kg

W-CDMA Band IV ANT 1

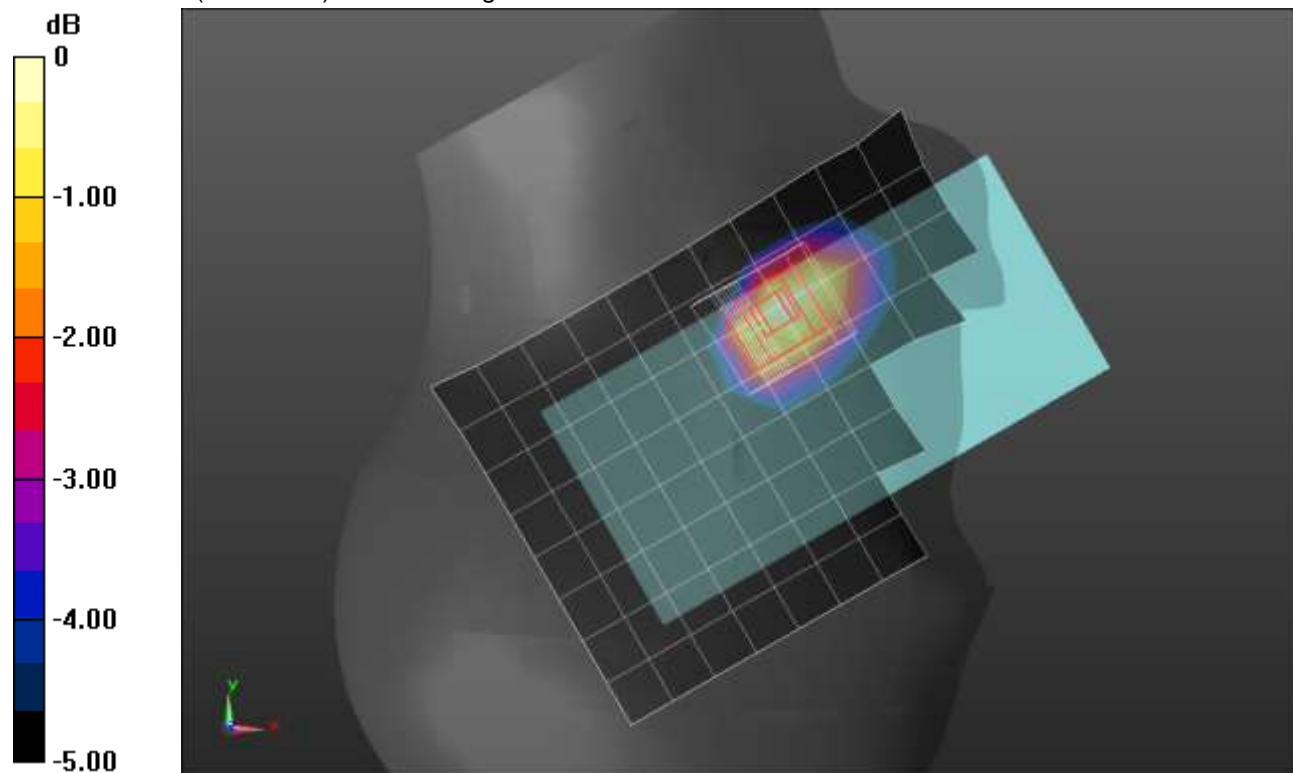
Frequency: 1732.6 MHz; Duty Cycle: 1:1; Room Ambient Temperature: 24.0°C; Liquid Temperature: 23.0°C
 Medium parameters used (interpolated): $f = 1732.6 \text{ MHz}$; $\sigma = 1.339 \text{ S/m}$; $\epsilon_r = 38.38$; $\rho = 1000 \text{ kg/m}^3$

DASY5 Configuration:

- Area Scan Setting: Find Secondary Maximum Within: 2.0 dB and with a peak SAR value greater than 0.0012W/kg
- Electronics: DAE4 Sn1357; Calibrated: 1/28/2021
- Probe: EX3DV4 - SN3773; ConvF(8.05, 8.05, 8.05) @ 1732.6 MHz; Calibrated: 2/25/2021
- Sensor-Surface: 1.4mm (Mechanical Surface Detection)
- Phantom: Twin-SAM V5.0 (30deg probe tilt); Type: QD 000 P40 CD; Serial: 1629

RHS/Touch_RMC Rel. 99_ch 1413/Area Scan (9x14x1): Measurement grid: dx=15mm, dy=15mm
 Maximum value of SAR (measured) = 0.333 W/kg

RHS/Touch_RMC Rel. 99_ch 1413/Zoom Scan (5x5x7)/Cube 0: Measurement grid: dx=8mm, dy=8mm, dz=5mm
 Reference Value = 15.27 V/m; Power Drift = 0.13 dB
 Peak SAR (extrapolated) = 0.374 W/kg
SAR(1 g) = 0.254 W/kg; SAR(10 g) = 0.166 W/kg
 Smallest distance from peaks to all points 3 dB below = 13.7 mm
 Ratio of SAR at M2 to SAR at M1 = 69.6%
 Maximum value of SAR (measured) = 0.320 W/kg



0 dB = 0.320 W/kg = -4.95 dBW/kg

W-CDMA Band IV ANT 1

Frequency: 1732.6 MHz; Duty Cycle: 1:1; Room Ambient Temperature: 24.0°C; Liquid Temperature: 23.0°C
 Medium parameters used (interpolated): $f = 1732.6 \text{ MHz}$; $\sigma = 1.339 \text{ S/m}$; $\epsilon_r = 38.38$; $\rho = 1000 \text{ kg/m}^3$

DASY5 Configuration:

- Area Scan Setting: Find Secondary Maximum Within: 2.0 dB and with a peak SAR value greater than 0.0012W/kg
- Electronics: DAE4 Sn1357; Calibrated: 1/28/2021
- Probe: EX3DV4 - SN3773; ConvF(8.05, 8.05, 8.05) @ 1732.6 MHz; Calibrated: 2/25/2021
- Sensor-Surface: 2.5mm (Mechanical Surface Detection)
- Phantom: Twin-SAM V5.0 (30deg probe tilt); Type: QD 000 P40 CD; Serial: 1629

Rear/Rel. 99 RMC_ch 1413/Area Scan (9x14x1): Measurement grid: $dx=15\text{mm}$, $dy=15\text{mm}$
 Maximum value of SAR (measured) = 0.820 W/kg

Rear/Rel. 99 RMC_ch 1413/Zoom Scan (5x5x7)/Cube 0: Measurement grid: $dx=8\text{mm}$, $dy=8\text{mm}$, $dz=5\text{mm}$

Reference Value = 24.99 V/m; Power Drift = 0.05 dB

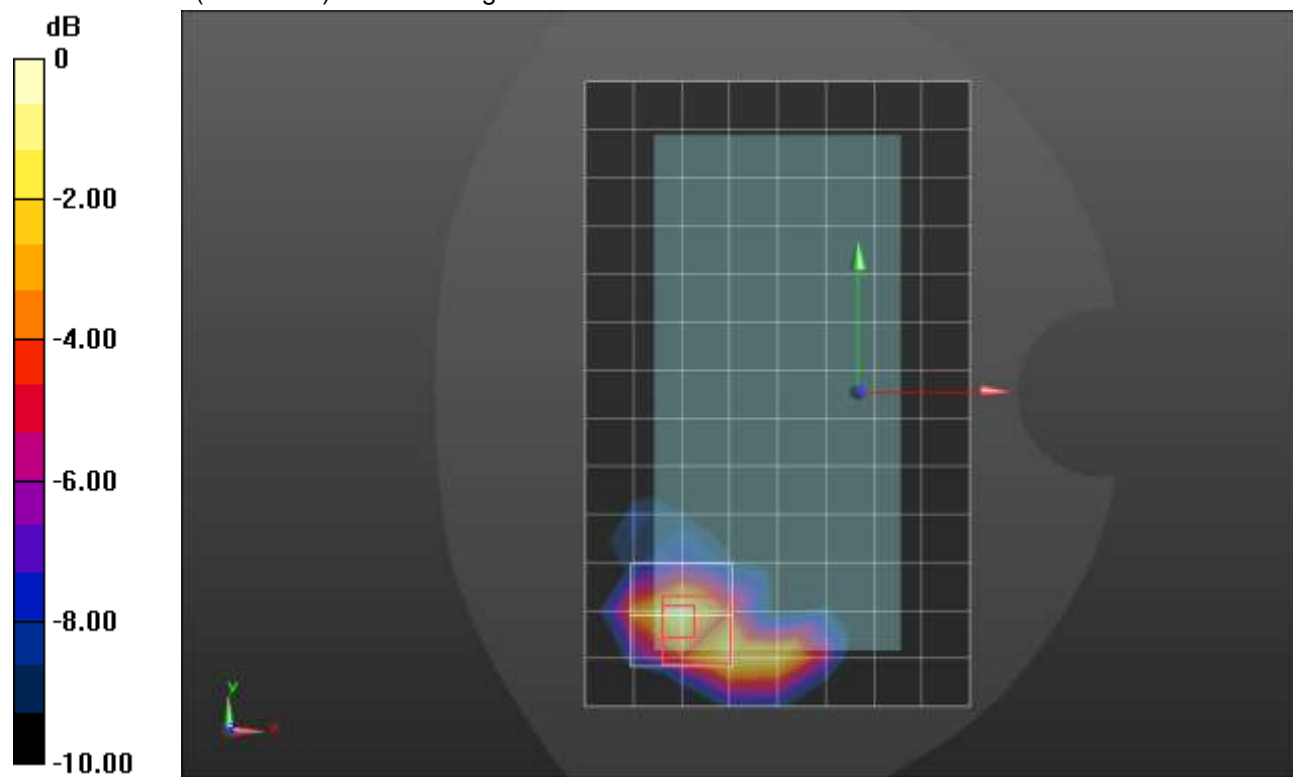
Peak SAR (extrapolated) = 1.21 W/kg

SAR(1 g) = 0.629 W/kg; SAR(10 g) = 0.327 W/kg

Smallest distance from peaks to all points 3 dB below = 9.7 mm

Ratio of SAR at M2 to SAR at M1 = 55.8%

Maximum value of SAR (measured) = 0.869 W/kg



0 dB = 0.869 W/kg = -0.61 dBW/kg

W-CDMA Band IV ANT 1

Frequency: 1732.6 MHz; Duty Cycle: 1:1; Room Ambient Temperature: 24.0°C; Liquid Temperature: 23.0°C
 Medium parameters used (interpolated): $f = 1732.6$ MHz; $\sigma = 1.339$ S/m; $\epsilon_r = 38.38$; $\rho = 1000$ kg/m³

DASY5 Configuration:

- Area Scan Setting: Find Secondary Maximum Within: 2.0 dB and with a peak SAR value greater than 0.0012W/kg
- Electronics: DAE4 Sn1357; Calibrated: 1/28/2021
- Probe: EX3DV4 - SN3773; ConvF(8.05, 8.05, 8.05) @ 1732.6 MHz; Calibrated: 2/25/2021
- Sensor-Surface: 2.5mm (Mechanical Surface Detection)
- Phantom: Twin-SAM V5.0 (30deg probe tilt); Type: QD 000 P40 CD; Serial: 1629

Edge 3/Rel. 99 RMC_ch 1413/Area Scan (6x9x1): Measurement grid: dx=15mm, dy=15mm
 Maximum value of SAR (measured) = 1.00 W/kg

Edge 3/Rel. 99 RMC_ch 1413/Zoom Scan (5x5x7)/Cube 0: Measurement grid: dx=8mm, dy=8mm, dz=5mm

Reference Value = 27.62 V/m; Power Drift = 0.03 dB

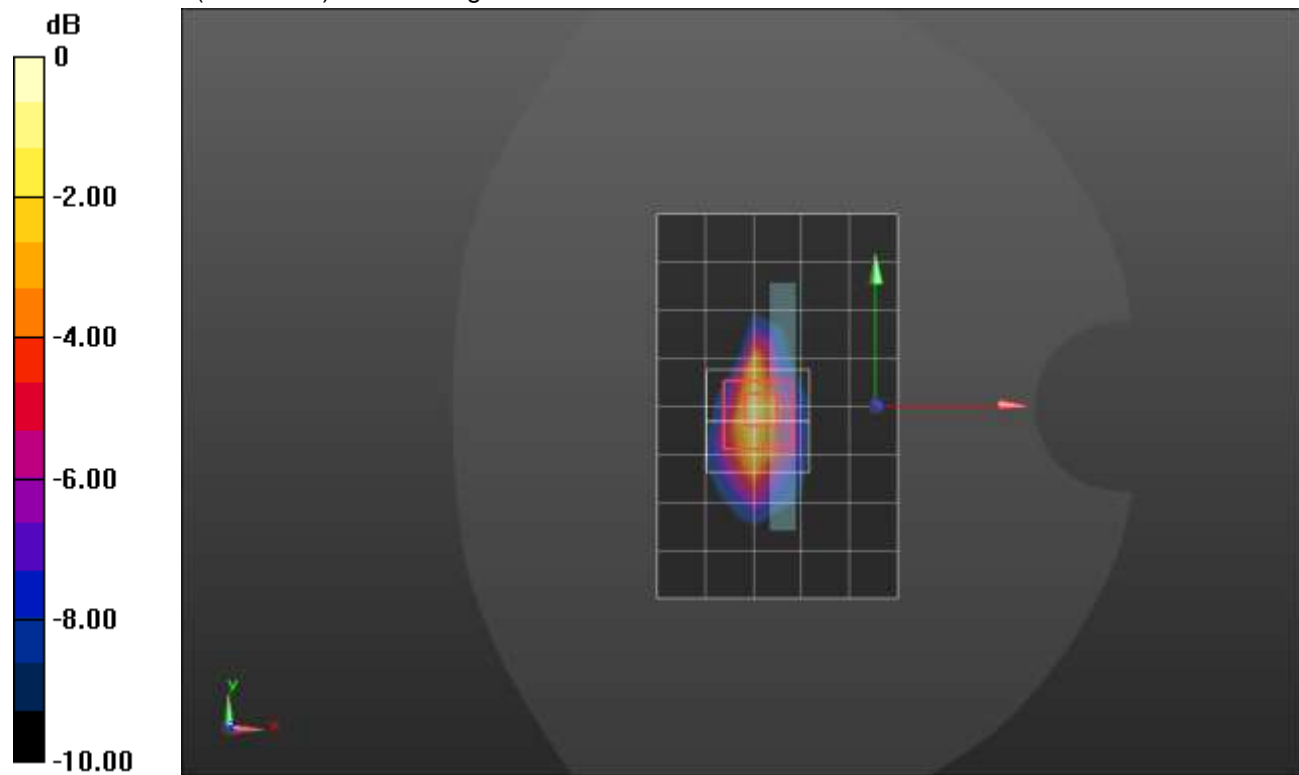
Peak SAR (extrapolated) = 1.60 W/kg

SAR(1 g) = 0.800 W/kg; SAR(10 g) = 0.381 W/kg

Smallest distance from peaks to all points 3 dB below = 8 mm

Ratio of SAR at M2 to SAR at M1 = 54.6%

Maximum value of SAR (measured) = 1.06 W/kg



0 dB = 1.06 W/kg = 0.25 dBW/kg

W-CDMA Band IV ANT 2

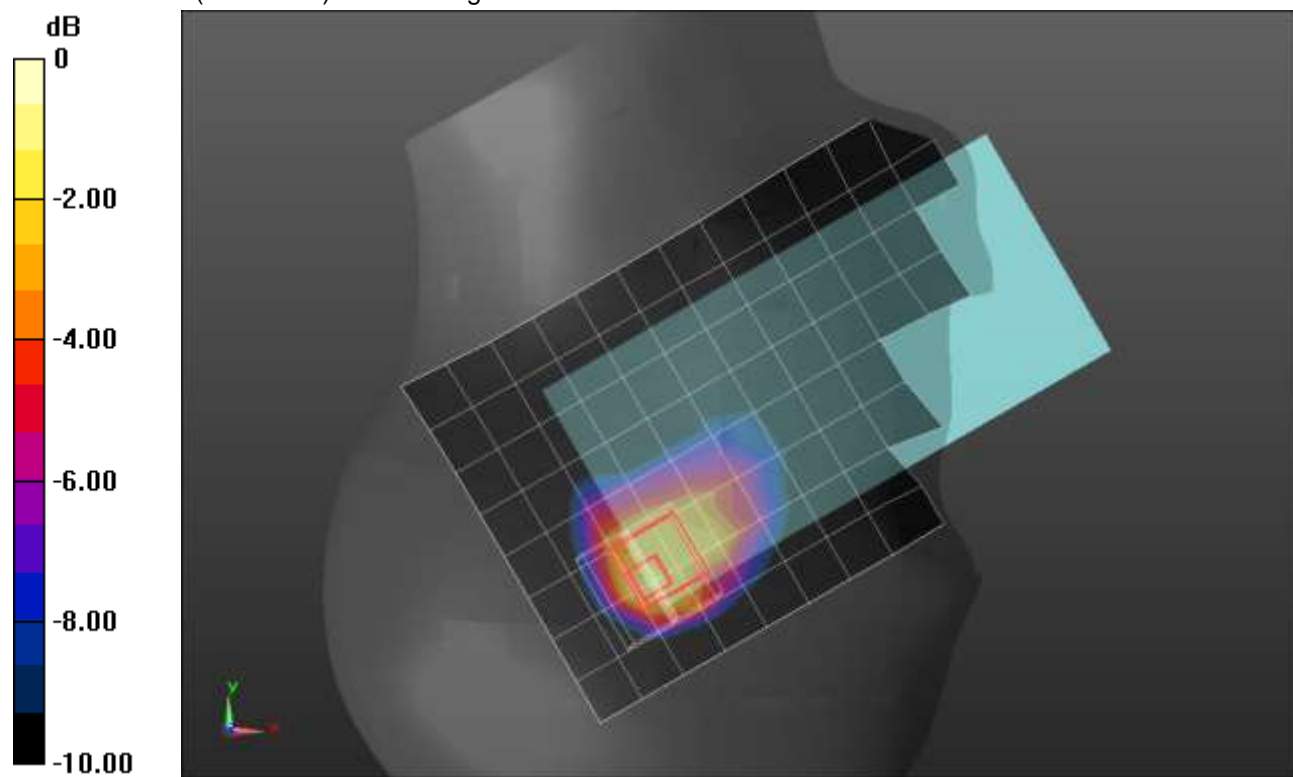
Frequency: 1752.6 MHz; Duty Cycle: 1:1; Room Ambient Temperature: 24.0°C; Liquid Temperature: 23.0°C
 Medium parameters used (interpolated): $f = 1752.6$ MHz; $\sigma = 1.349$ S/m; $\epsilon_r = 38.306$; $\rho = 1000$ kg/m³

DASY5 Configuration:

- Area Scan Setting: Find Secondary Maximum Within: 2.0 dB and with a peak SAR value greater than 0.0012W/kg
- Electronics: DAE4 Sn1357; Calibrated: 1/28/2021
- Probe: EX3DV4 - SN3773; ConvF(8.05, 8.05, 8.05) @ 1752.6 MHz; Calibrated: 2/25/2021
- Sensor-Surface: 1.4mm (Mechanical Surface Detection)
- Phantom: Twin-SAM V5.0 (30deg probe tilt); Type: QD 000 P40 CD; Serial: 1629

RHS/Touch_RMC Rel. 99_ch 1513/Area Scan (9x14x1): Measurement grid: dx=15mm, dy=15mm
 Maximum value of SAR (measured) = 1.31 W/kg

RHS/Touch_RMC Rel. 99_ch 1513/Zoom Scan (5x5x7)/Cube 0: Measurement grid: dx=8mm, dy=8mm, dz=5mm
 Reference Value = 28.72 V/m; Power Drift = -0.07 dB
 Peak SAR (extrapolated) = 1.89 W/kg
SAR(1 g) = 0.816 W/kg; SAR(10 g) = 0.455 W/kg
 Smallest distance from peaks to all points 3 dB below = 9.3 mm
 Ratio of SAR at M2 to SAR at M1 = 40.5%
 Maximum value of SAR (measured) = 1.49 W/kg



0 dB = 1.49 W/kg = 1.73 dBW/kg

W-CDMA Band IV ANT 2

Frequency: 1752.6 MHz; Duty Cycle: 1:1; Room Ambient Temperature: 24.0°C; Liquid Temperature: 23.0°C
 Medium parameters used (interpolated): $f = 1752.6$ MHz; $\sigma = 1.314$ S/m; $\epsilon_r = 38.938$; $\rho = 1000$ kg/m³

DASY5 Configuration:

- Area Scan Setting: Find Secondary Maximum Within: 2.0 dB and with a peak SAR value greater than 0.0012W/kg
- Electronics: DAE4 Sn1357; Calibrated: 1/28/2021
- Probe: EX3DV4 - SN3773; ConvF(8.05, 8.05, 8.05) @ 1752.6 MHz; Calibrated: 2/25/2021
- Sensor-Surface: 2.5mm (Mechanical Surface Detection)
- Phantom: Twin-SAM V5.0 (30deg probe tilt); Type: QD 000 P40 CD; Serial: 1629

Rear/Rel. 99 RMC_ch 1513/Area Scan (9x14x1): Measurement grid: dx=15mm, dy=15mm

[Info: Interpolated medium parameters used for SAR evaluation.](#)

Maximum value of SAR (measured) = 1.15 W/kg

Rear/Rel. 99 RMC_ch 1513/Zoom Scan (5x5x7)/Cube 0: Measurement grid: dx=8mm, dy=8mm, dz=5mm

Reference Value = 29.97 V/m; Power Drift = -0.08 dB

Peak SAR (extrapolated) = 1.85 W/kg

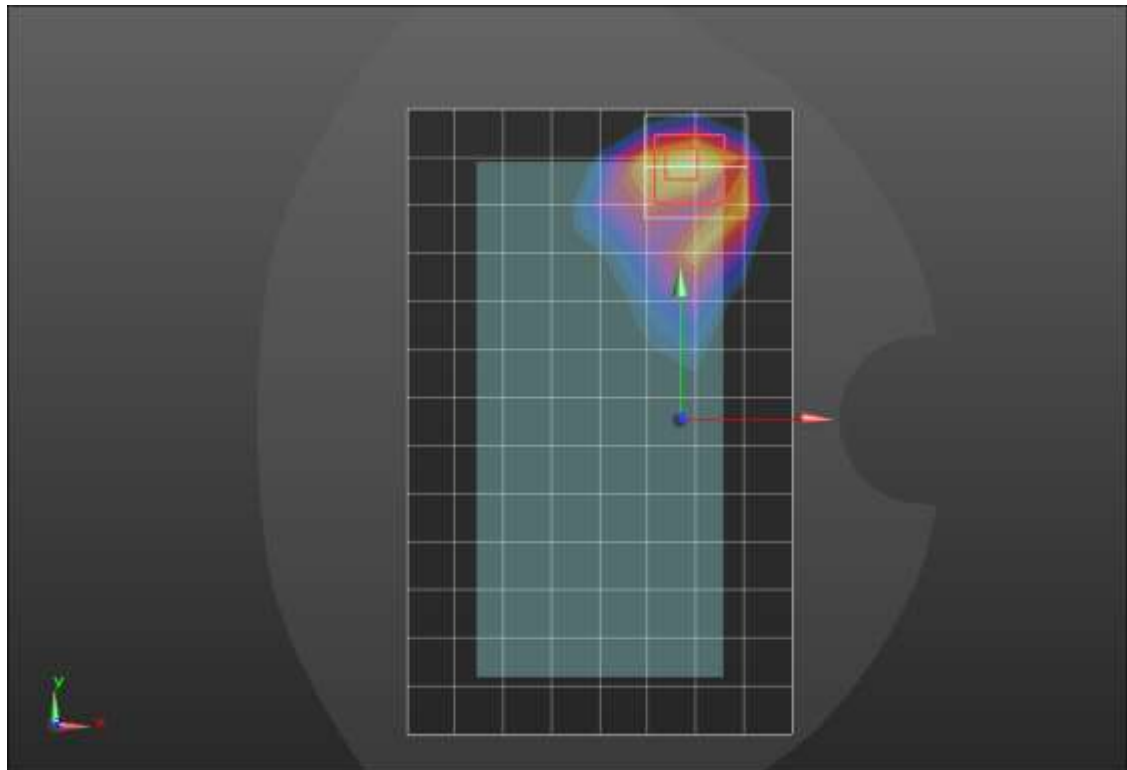
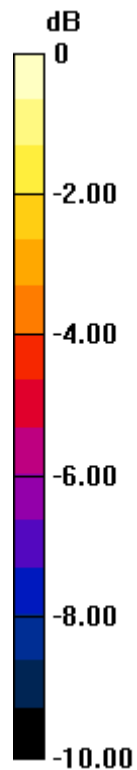
SAR(1 g) = 0.841 W/kg; SAR(10 g) = 0.395 W/kg

Smallest distance from peaks to all points 3 dB below = 8 mm

Ratio of SAR at M2 to SAR at M1 = 44.7%

[Info: Interpolated medium parameters used for SAR evaluation.](#)

Maximum value of SAR (measured) = 1.24 W/kg



0 dB = 1.24 W/kg = 0.93 dBW/kg

W-CDMA Band IV ANT 3

Frequency: 1732.6 MHz; Duty Cycle: 1:1; Room Ambient Temperature: 24.0°C; Liquid Temperature: 23.0°C
 Medium parameters used (interpolated): $f = 1732.6$ MHz; $\sigma = 1.398$ S/m; $\epsilon_r = 38.231$; $\rho = 1000$ kg/m³

DASY5 Configuration:

- Area Scan Setting: Find Secondary Maximum Within: 2.0 dB and with a peak SAR value greater than 0.0012W/kg
- Electronics: DAE4 Sn1357; Calibrated: 1/28/2021
- Probe: EX3DV4 - SN3773; ConvF(8.05, 8.05, 8.05) @ 1732.6 MHz; Calibrated: 2/25/2021
- Sensor-Surface: 1.4mm (Mechanical Surface Detection)
- Phantom: Twin-SAM V5.0 (30deg probe tilt); Type: QD 000 P40 CD; Serial: 1629

LHS/Touch_RMC Rel. 99_ch 1413/Area Scan (9x14x1): Measurement grid: dx=15mm, dy=15mm
 Maximum value of SAR (measured) = 0.248 W/kg

LHS/Touch_RMC Rel. 99_ch 1413/Zoom Scan (5x5x7)/Cube 0: Measurement grid: dx=8mm, dy=8mm, dz=5mm

Reference Value = 12.73 V/m; Power Drift = 0.16 dB

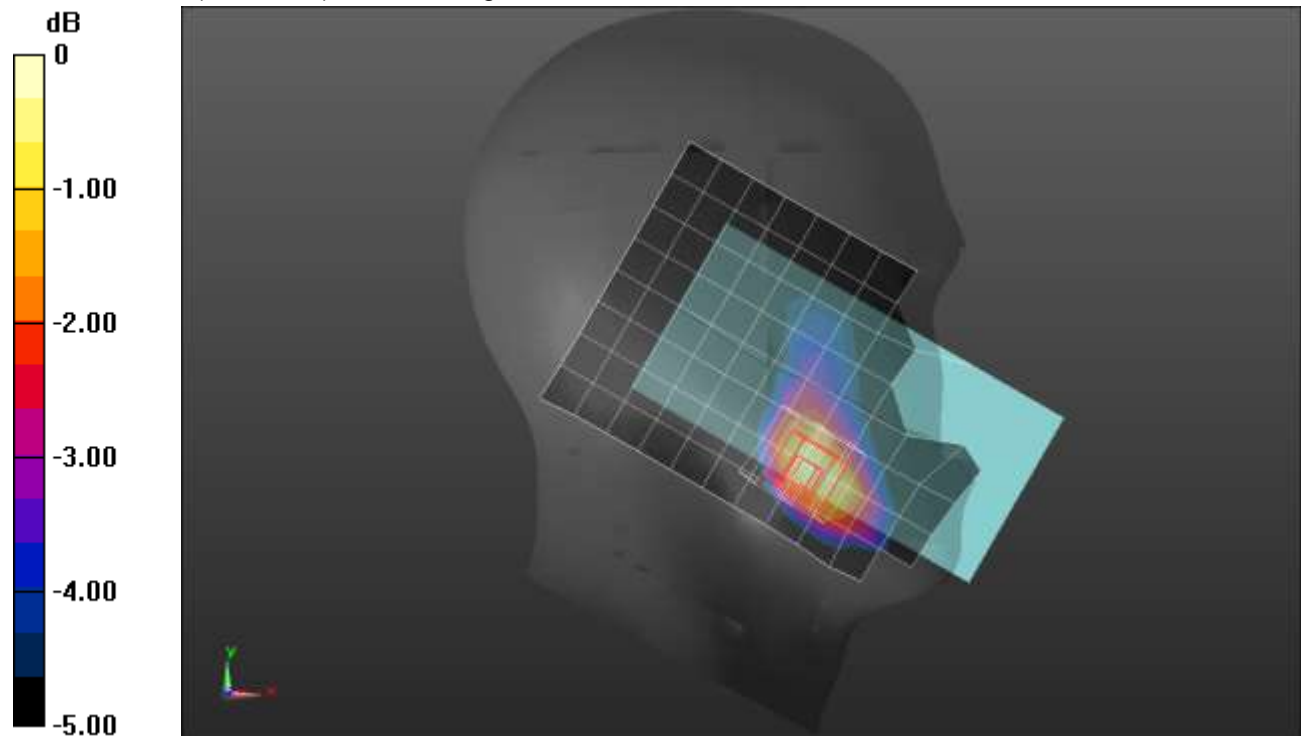
Peak SAR (extrapolated) = 0.305 W/kg

SAR(1 g) = 0.201 W/kg; SAR(10 g) = 0.131 W/kg

Smallest distance from peaks to all points 3 dB below = 12.8 mm

Ratio of SAR at M2 to SAR at M1 = 68.3%

Maximum value of SAR (measured) = 0.257 W/kg



0 dB = 0.257 W/kg = -5.90 dBW/kg

W-CDMA Band IV ANT 3

Frequency: 1712.4 MHz; Duty Cycle: 1:1; Room Ambient Temperature: 24.0°C; Liquid Temperature: 23.0°C
 Medium parameters used (interpolated): $f = 1712.4 \text{ MHz}$; $\sigma = 1.329 \text{ S/m}$; $\epsilon_r = 38.392$; $\rho = 1000 \text{ kg/m}^3$

DASY5 Configuration:

- Area Scan Setting: Find Secondary Maximum Within: 2.0 dB and with a peak SAR value greater than 0.0012W/kg
- Electronics: DAE4 Sn1357; Calibrated: 1/28/2021
- Probe: EX3DV4 - SN3773; ConvF(8.05, 8.05, 8.05) @ 1712.4 MHz; Calibrated: 2/25/2021
- Sensor-Surface: 2.5mm (Mechanical Surface Detection)
- Phantom: Twin-SAM V5.0 (30deg probe tilt); Type: QD 000 P40 CD; Serial: 1629

Rear/Rel. 99 RMC_ch 1312/Area Scan (9x15x1): Measurement grid: dx=15mm, dy=15mm
 Maximum value of SAR (measured) = 0.961 W/kg

Rear/Rel. 99 RMC_ch 1312/Zoom Scan (5x5x7)/Cube 0: Measurement grid: dx=8mm, dy=8mm, dz=5mm

Reference Value = 26.82 V/m; Power Drift = 0.14 dB

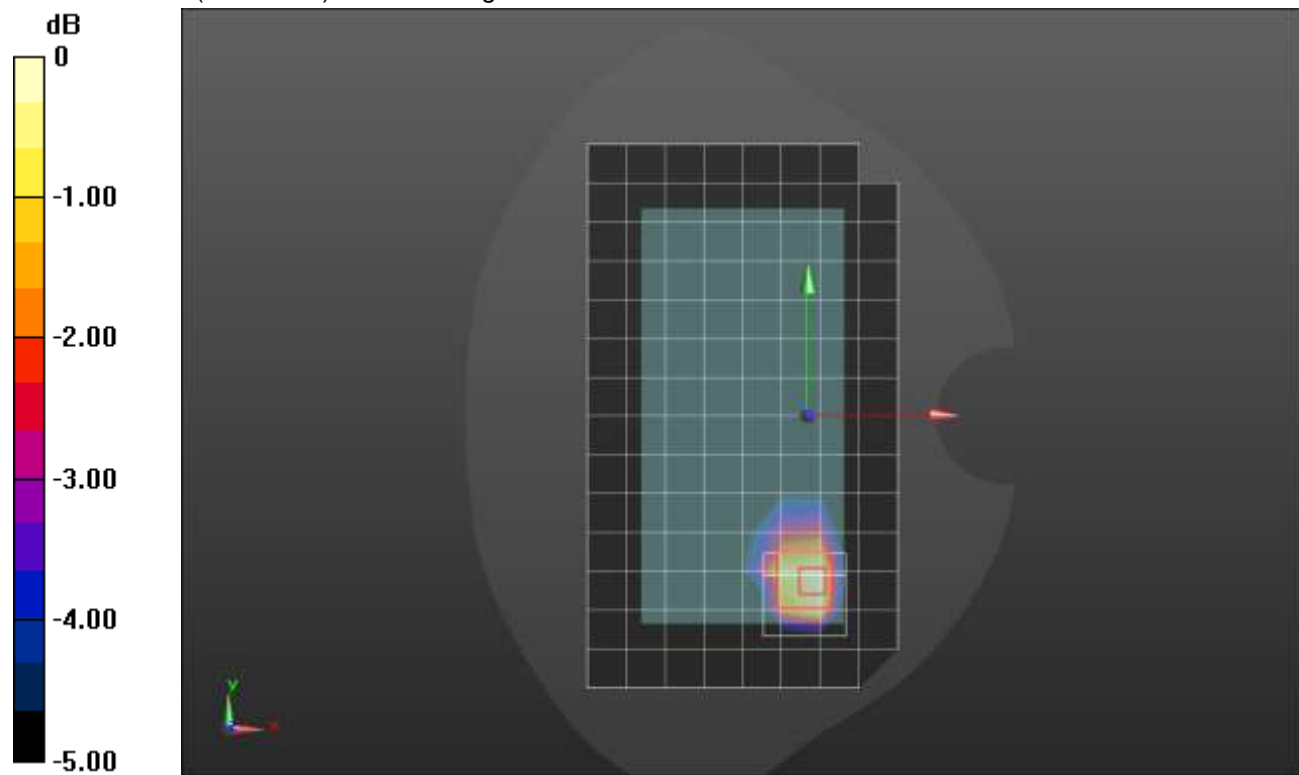
Peak SAR (extrapolated) = 1.43 W/kg

SAR(1 g) = 0.802 W/kg; SAR(10 g) = 0.464 W/kg

Smallest distance from peaks to all points 3 dB below = 9.6 mm

Ratio of SAR at M2 to SAR at M1 = 61.9%

Maximum value of SAR (measured) = 0.972 W/kg



0 dB = 0.972 W/kg = -0.12 dBW/kg

W-CDMA Band IV ANT 4

Frequency: 1752.6 MHz; Duty Cycle: 1:1; Room Ambient Temperature: 24.0°C; Liquid Temperature: 23.0°C
 Medium parameters used (interpolated): $f = 1752.6$ MHz; $\sigma = 1.354$ S/m; $\epsilon_r = 40.137$; $\rho = 1000$ kg/m³

DASY5 Configuration:

- Area Scan Setting: Find Secondary Maximum Within: 2.0 dB and with a peak SAR value greater than 0.0012W/kg
- Electronics: DAE4 Sn1359; Calibrated: 1/28/2021
- Probe: EX3DV4 - SN3772; ConvF(7.57, 7.57, 7.57) @ 1752.6 MHz; Calibrated: 2/25/2021
- Sensor-Surface: 1.4mm (Mechanical Surface Detection (Locations From Previous Scan Used)), Sensor-Surface: 1.4mm (Mechanical Surface Detection)
- Phantom: Twin-SAM V8.0 (20deg probe tilt); Type: QD 000 P41 AA; Serial: 1948

LHS/Touch_RMC Rel. 99_ch 1513/Area Scan (9x14x1): Measurement grid: dx=15mm, dy=15mm

[Info: Interpolated medium parameters used for SAR evaluation.](#)

Maximum value of SAR (measured) = 0.770 W/kg

LHS/Touch_RMC Rel. 99_ch 1513/Zoom Scan (5x5x7)/Cube 0: Measurement grid: dx=8mm, dy=8mm, dz=5mm

Reference Value = 24.45 V/m; Power Drift = -0.02 dB

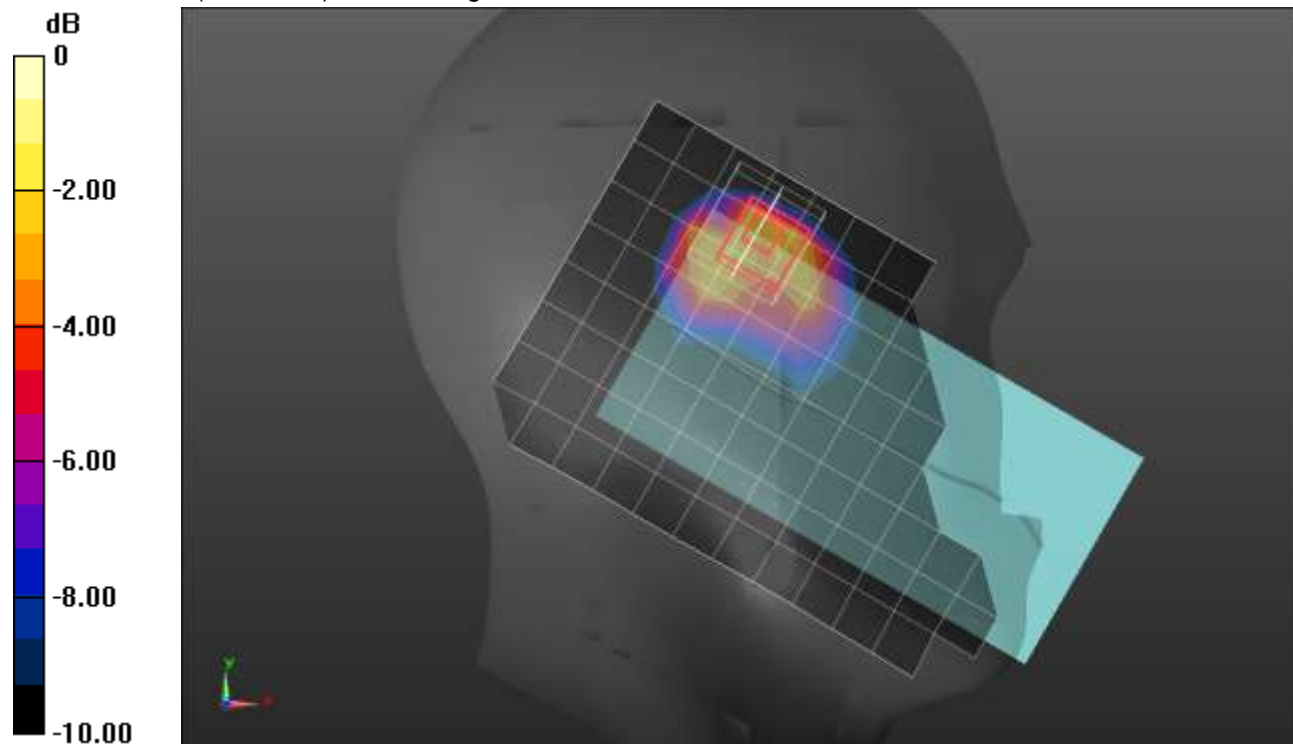
Peak SAR (extrapolated) = 1.55 W/kg

SAR(1 g) = 0.746 W/kg; SAR(10 g) = 0.388 W/kg

Smallest distance from peaks to all points 3 dB below = 6.4 mm

Ratio of SAR at M2 to SAR at M1 = 47.8%

Maximum value of SAR (measured) = 1.33 W/kg



0 dB = 1.33 W/kg = 1.24 dBW/kg

W-CDMA Band IV ANT 4

Frequency: 1732.6 MHz; Duty Cycle: 1:1; Room Ambient Temperature: 24.0°C; Liquid Temperature: 23.0°C
 Medium parameters used (interpolated): $f = 1732.6$ MHz; $\sigma = 1.294$ S/m; $\epsilon_r = 39.005$; $\rho = 1000$ kg/m³

DASY5 Configuration:

- Area Scan Setting: Find Secondary Maximum Within: 2.0 dB and with a peak SAR value greater than 0.0012W/kg
- Electronics: DAE4 Sn1357; Calibrated: 1/28/2021
- Probe: EX3DV4 - SN3773; ConvF(8.05, 8.05, 8.05) @ 1732.6 MHz; Calibrated: 2/25/2021
- Sensor-Surface: 2.5mm (Mechanical Surface Detection)
- Phantom: Twin-SAM V5.0 (30deg probe tilt); Type: QD 000 P40 CD; Serial: 1629

Rear/Rel. 99 RMC_ch 1413/Area Scan (9x14x1): Measurement grid: dx=15mm, dy=15mm

[Info: Interpolated medium parameters used for SAR evaluation.](#)

Maximum value of SAR (measured) = 0.552 W/kg

Rear/Rel. 99 RMC_ch 1413/Zoom Scan (5x5x7)/Cube 0: Measurement grid: dx=8mm, dy=8mm, dz=5mm

Reference Value = 21.49 V/m; Power Drift = -0.10 dB

Peak SAR (extrapolated) = 0.931 W/kg

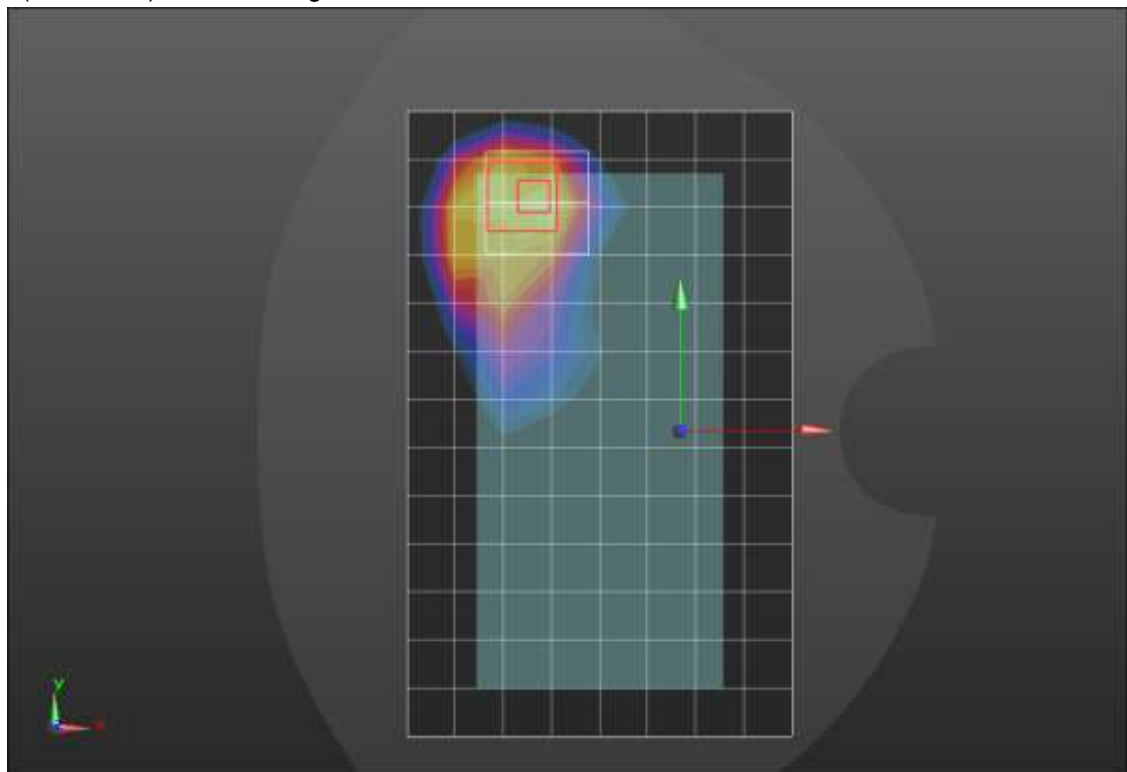
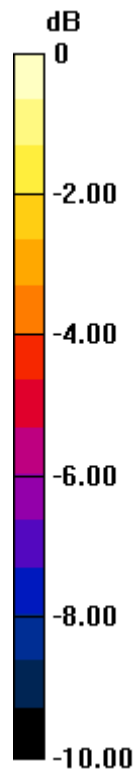
SAR(1 g) = 0.482 W/kg; SAR(10 g) = 0.251 W/kg

Smallest distance from peaks to all points 3 dB below = 12.2 mm

Ratio of SAR at M2 to SAR at M1 = 53.7%

[Info: Interpolated medium parameters used for SAR evaluation.](#)

Maximum value of SAR (measured) = 0.663 W/kg



0 dB = 0.663 W/kg = -1.78 dBW/kg

W-CDMA Band IV ANT 4

Frequency: 1752.6 MHz; Duty Cycle: 1:1; Room Ambient Temperature: 24.0°C; Liquid Temperature: 23.0°C
 Medium parameters used (interpolated): $f = 1752.6 \text{ MHz}$; $\sigma = 1.314 \text{ S/m}$; $\epsilon_r = 38.938$; $\rho = 1000 \text{ kg/m}^3$

DASY5 Configuration:

- Area Scan Setting: Find Secondary Maximum Within: 2.0 dB and with a peak SAR value greater than 0.0012W/kg
- Electronics: DAE4 Sn1357; Calibrated: 1/28/2021
- Probe: EX3DV4 - SN3773; ConvF(8.05, 8.05, 8.05) @ 1752.6 MHz; Calibrated: 2/25/2021
- Sensor-Surface: 2.5mm (Mechanical Surface Detection)
- Phantom: Twin-SAM V5.0 (30deg probe tilt); Type: QD 000 P40 CD; Serial: 1629

Edge 2/Rel. 99 RMC_ch 1513/Area Scan (6x14x1): Measurement grid: dx=15mm, dy=15mm

[Info: Interpolated medium parameters used for SAR evaluation.](#)

Maximum value of SAR (measured) = 0.605 W/kg

Edge 2/Rel. 99 RMC_ch 1513/Zoom Scan (5x5x7)/Cube 0: Measurement grid: dx=8mm, dy=8mm, dz=5mm

Reference Value = 19.35 V/m; Power Drift = 0.11 dB

Peak SAR (extrapolated) = 1.48 W/kg

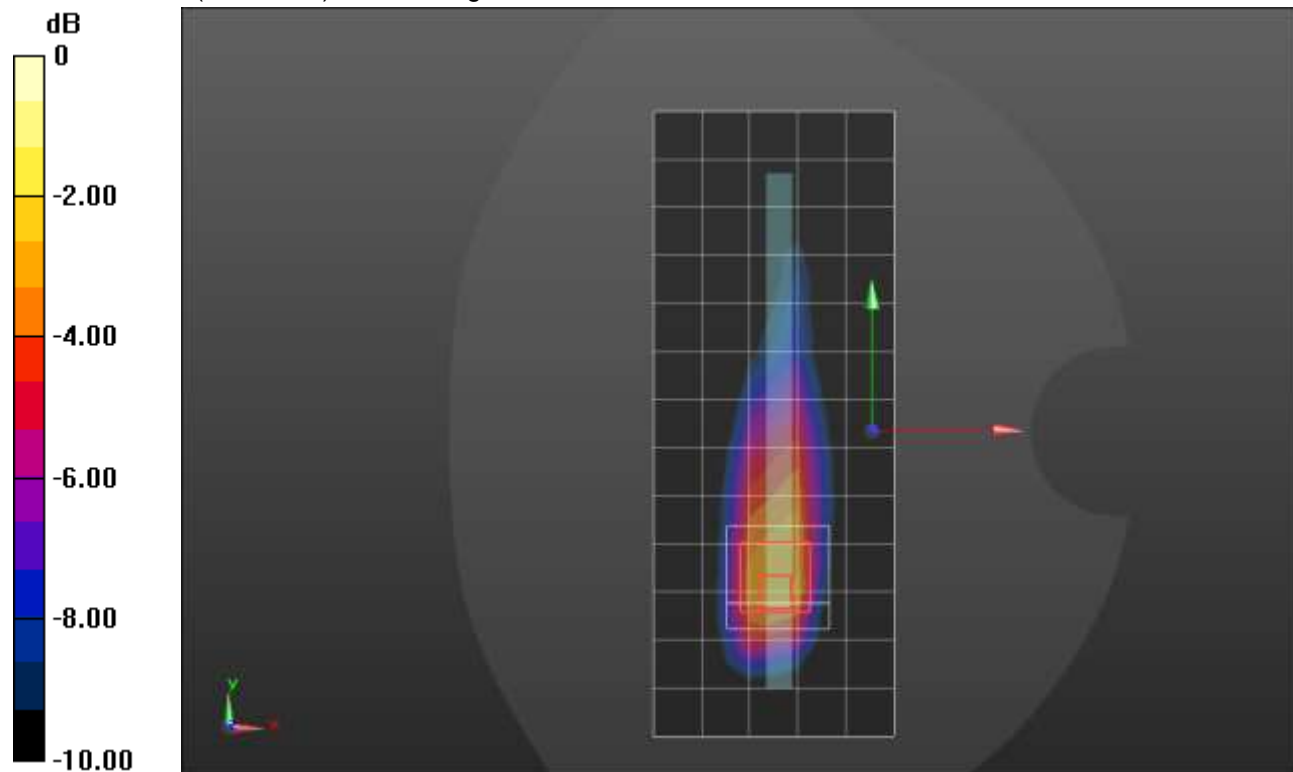
SAR(1 g) = 0.770 W/kg; SAR(10 g) = 0.378 W/kg

Smallest distance from peaks to all points 3 dB below = 8 mm

Ratio of SAR at M2 to SAR at M1 = 53.5%

[Info: Interpolated medium parameters used for SAR evaluation.](#)

Maximum value of SAR (measured) = 1.09 W/kg



0 dB = 1.09 W/kg = 0.37 dBW/kg

W-CDMA Band V ANT 1

Frequency: 836.6 MHz; Duty Cycle: 1:1; Room Ambient Temperature: 24.0°C; Liquid Temperature: 23.0°C
 Medium parameters used (interpolated): $f = 836.6$ MHz; $\sigma = 0.928$ S/m; $\epsilon_r = 40.82$; $\rho = 1000$ kg/m³

DASY5 Configuration:

- Area Scan Setting: Find Secondary Maximum Within: 2.0 dB and with a peak SAR value greater than 0.0012W/kg
- Electronics: DAE4 Sn1545; Calibrated: 2/22/2021
- Probe: EX3DV4 - SN7448; ConvF(9.76, 9.76, 9.76) @ 836.6 MHz; Calibrated: 2/26/2021
- Sensor-Surface: 1.4mm (Mechanical Surface Detection)
- Phantom: SAM with CRP v5.0; Type: QD000P40CD; Serial: TP:xxxx

RHS/Touch_RMC Rel. 99_ch 4183/Area Scan (9x14x1): Measurement grid: dx=15mm, dy=15mm

[Info: Interpolated medium parameters used for SAR evaluation.](#)

Maximum value of SAR (measured) = 0.173 W/kg

RHS/Touch_RMC Rel. 99_ch 4183/Zoom Scan (5x5x7)/Cube 0: Measurement grid: dx=8mm, dy=8mm, dz=5mm


Reference Value = 12.84 V/m; Power Drift = 0.01 dB

Peak SAR (extrapolated) = 0.195 W/kg

SAR(1 g) = 0.147 W/kg; SAR(10 g) = 0.114 W/kg

[Info: Interpolated medium parameters used for SAR evaluation.](#)

Maximum value of SAR (measured) = 0.179 W/kg



0 dB = 0.179 W/kg = -7.47 dBW/kg

W-CDMA Band V ANT 1

Frequency: 826.4 MHz; Duty Cycle: 1:1; Room Ambient Temperature: 24.0°C; Liquid Temperature: 23.0°C
 Medium parameters used (interpolated): $f = 826.4$ MHz; $\sigma = 0.923$ S/m; $\epsilon_r = 40.83$; $\rho = 1000$ kg/m³

DASY5 Configuration:

- Area Scan Setting: Find Secondary Maximum Within: 2.0 dB and with a peak SAR value greater than 0.0012W/kg
- Electronics: DAE4 Sn1545; Calibrated: 2/22/2021
- Probe: EX3DV4 - SN7448; ConvF(9.76, 9.76, 9.76) @ 826.4 MHz; Calibrated: 2/26/2021
- Sensor-Surface: 2.5mm (Mechanical Surface Detection)
- Phantom: SAM with CRP v5.0; Type: QD000P40CD; Serial: TP:xxxx

Rear/Rel. 99 RMC_ch 4132/Area Scan (9x14x1): Measurement grid: dx=15mm, dy=15mm

[Info: Interpolated medium parameters used for SAR evaluation.](#)

Maximum value of SAR (measured) = 1.23 W/kg

Rear/Rel. 99 RMC_ch 4132/Zoom Scan (5x5x7)/Cube 0: Measurement grid: dx=8mm, dy=8mm, dz=5mm

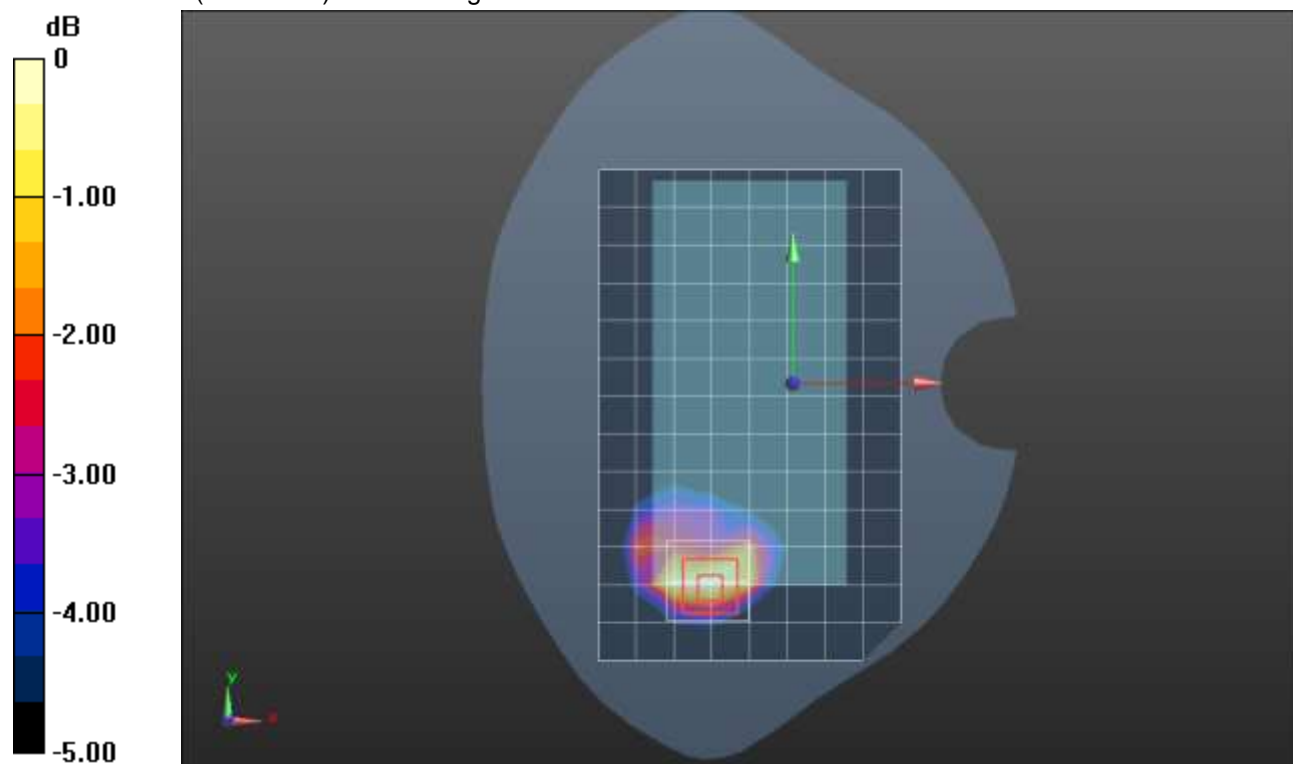
Reference Value = 37.03 V/m; Power Drift = -0.10 dB

Peak SAR (extrapolated) = 1.75 W/kg

SAR(1 g) = 0.854 W/kg; SAR(10 g) = 0.451 W/kg

[Info: Interpolated medium parameters used for SAR evaluation.](#)

Maximum value of SAR (measured) = 1.16 W/kg



0 dB = 1.16 W/kg = 0.64 dBW/kg

W-CDMA Band V ANT 2

Frequency: 836.6 MHz; Duty Cycle: 1:1; Room Ambient Temperature: 24.0°C; Liquid Temperature: 23.0°C
 Medium parameters used (interpolated): $f = 836.6$ MHz; $\sigma = 0.928$ S/m; $\epsilon_r = 40.82$; $\rho = 1000$ kg/m³

DASY5 Configuration:

- Area Scan Setting: Find Secondary Maximum Within: 2.0 dB and with a peak SAR value greater than 0.0012W/kg
- Electronics: DAE4 Sn1545; Calibrated: 2/22/2021
- Probe: EX3DV4 - SN7448; ConvF(9.76, 9.76, 9.76) @ 836.6 MHz; Calibrated: 2/26/2021
- Sensor-Surface: 1.4mm (Mechanical Surface Detection)
- Phantom: SAM with CRP v5.0; Type: QD000P40CD; Serial: TP:xxxx

RHS/Touch_RMC Rel. 99_ch 4183/Area Scan (9x14x1): Measurement grid: dx=15mm, dy=15mm

[Info: Interpolated medium parameters used for SAR evaluation.](#)

Maximum value of SAR (measured) = 1.29 W/kg

RHS/Touch_RMC Rel. 99_ch 4183/Zoom Scan (5x5x7)/Cube 0: Measurement grid: dx=8mm, dy=8mm, dz=5mm

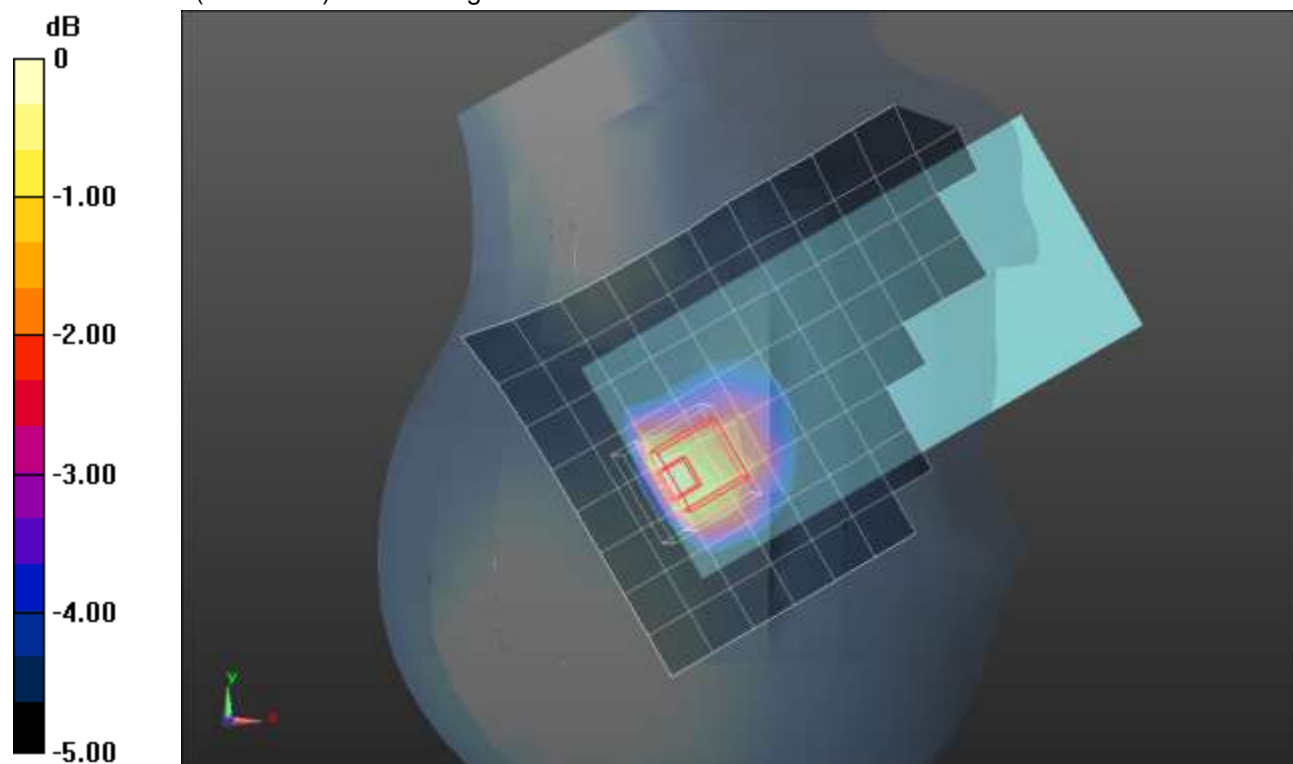
Reference Value = 33.31 V/m; Power Drift = 0.02 dB

Peak SAR (extrapolated) = 1.83 W/kg

SAR(1 g) = 0.921 W/kg; SAR(10 g) = 0.611 W/kg

[Info: Interpolated medium parameters used for SAR evaluation.](#)

Maximum value of SAR (measured) = 1.36 W/kg



0 dB = 1.36 W/kg = 1.34 dBW/kg

W-CDMA Band V ANT 2

Frequency: 836.6 MHz; Duty Cycle: 1:1; Room Ambient Temperature: 24.0°C; Liquid Temperature: 23.0°C
 Medium parameters used (interpolated): $f = 836.6$ MHz; $\sigma = 0.928$ S/m; $\epsilon_r = 40.82$; $\rho = 1000$ kg/m³

DASY5 Configuration:

- Area Scan Setting: Find Secondary Maximum Within: 2.0 dB and with a peak SAR value greater than 0.0012W/kg
- Electronics: DAE4 Sn1545; Calibrated: 2/22/2021
- Probe: EX3DV4 - SN7448; ConvF(9.76, 9.76, 9.76) @ 836.6 MHz; Calibrated: 2/26/2021
- Sensor-Surface: 2.5mm (Mechanical Surface Detection)
- Phantom: SAM with CRP v5.0; Type: QD000P40CD; Serial: TP:xxxx

Rear/Rel. 99 RMC_ch 4183/Area Scan (9x14x1): Measurement grid: dx=15mm, dy=15mm

[Info: Interpolated medium parameters used for SAR evaluation.](#)

Maximum value of SAR (measured) = 0.527 W/kg

Rear/Rel. 99 RMC_ch 4183/Zoom Scan (5x5x7)/Cube 0: Measurement grid: dx=8mm, dy=8mm, dz=5mm

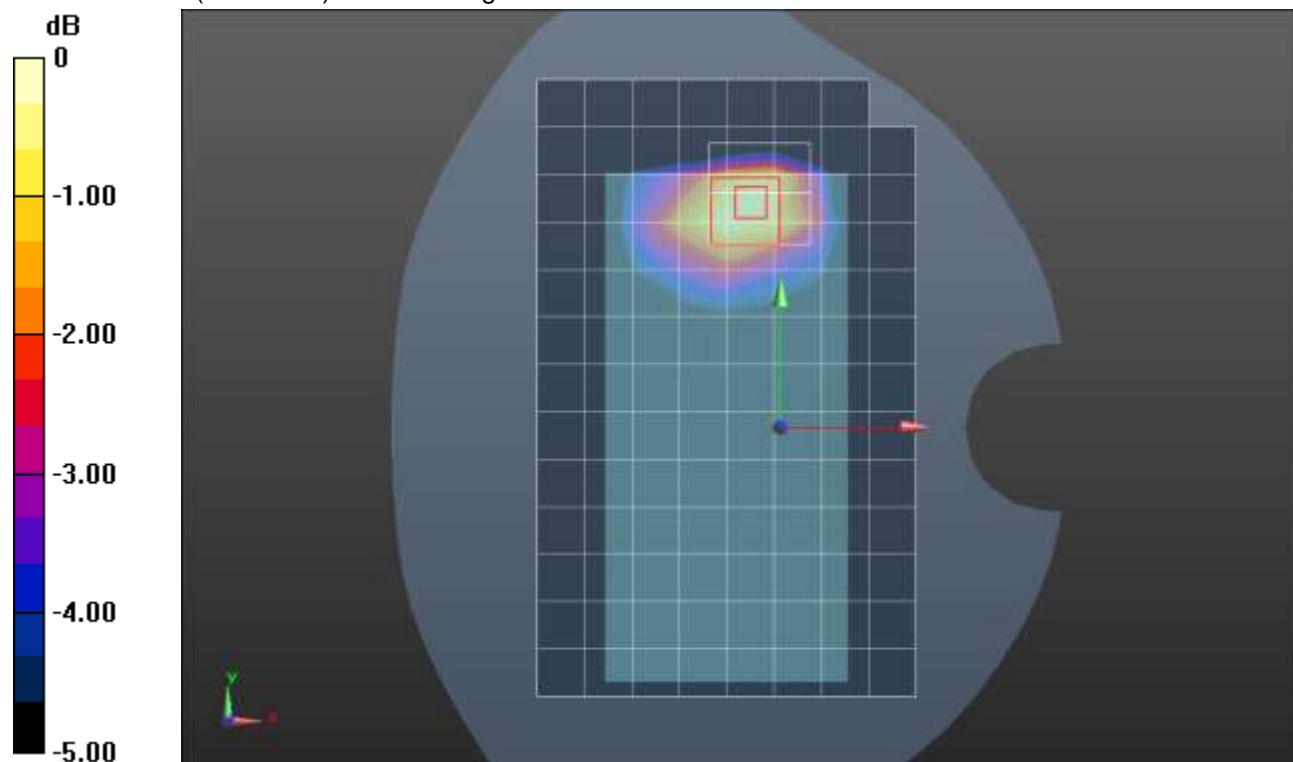
Reference Value = 24.10 V/m; Power Drift = -0.11 dB

Peak SAR (extrapolated) = 0.742 W/kg

SAR(1 g) = 0.466 W/kg; SAR(10 g) = 0.292 W/kg

[Info: Interpolated medium parameters used for SAR evaluation.](#)

Maximum value of SAR (measured) = 0.561 W/kg



0 dB = 0.561 W/kg = -2.51 dBW/kg

CDMA BC0 ANT 1

Frequency: 836.52 MHz; Duty Cycle: 1:1; Room Ambient Temperature: 24.0°C; Liquid Temperature: 23.0°C
 Medium parameters used (interpolated): $f = 836.52$ MHz; $\sigma = 0.9$ S/m; $\epsilon_r = 41.766$; $\rho = 1000$ kg/m³

DASY5 Configuration:

- Area Scan Setting: Find Secondary Maximum Within: 2.0 dB and with a peak SAR value greater than 0.0012W/kg
- Electronics: DAE4 Sn1545; Calibrated: 2/22/2021
- Probe: EX3DV4 - SN7448; ConvF(9.76, 9.76, 9.76) @ 836.52 MHz; Calibrated: 2/26/2021
- Sensor-Surface: 1.4mm (Mechanical Surface Detection), Sensor-Surface: 2.5mm (Mechanical Surface Detection)
- Phantom: SAM with CRP v5.0; Type: QD000P40CD; Serial: TP:xxxx

RHS/Touch_1xRTT_RC3 SO55_ch 384/Area Scan (9x14x1): Measurement grid: dx=15mm, dy=15mm

[Info: Interpolated medium parameters used for SAR evaluation.](#)

Maximum value of SAR (measured) = 0.240 W/kg

RHS/Touch_1xRTT_RC3 SO55_ch 384/Zoom Scan (5x5x7)/Cube 0: Measurement grid: dx=8mm, dy=8mm, dz=5mm

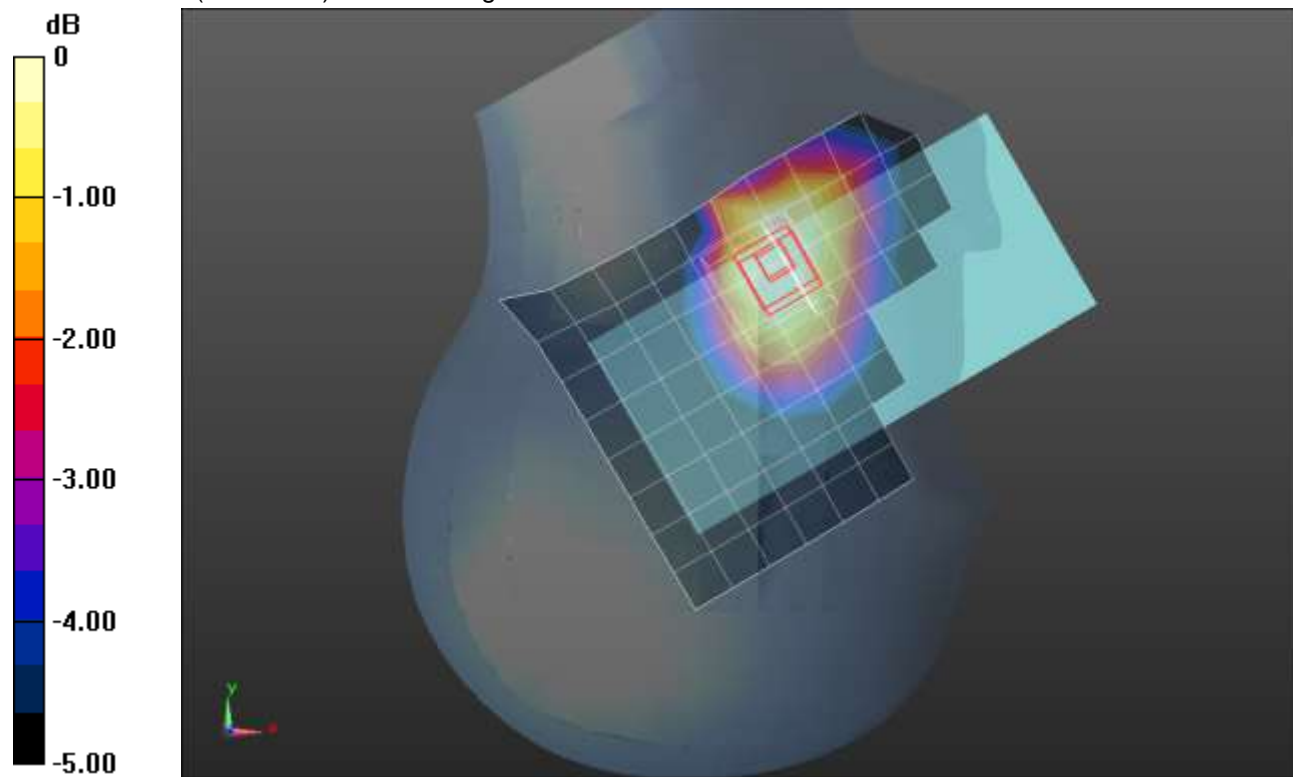
Reference Value = 15.17 V/m; Power Drift = 0.03 dB

Peak SAR (extrapolated) = 0.258 W/kg

SAR(1 g) = 0.198 W/kg; SAR(10 g) = 0.149 W/kg

[Info: Interpolated medium parameters used for SAR evaluation.](#)

Maximum value of SAR (measured) = 0.224 W/kg



0 dB = 0.224 W/kg = -6.50 dBW/kg

CDMA BC0 ANT 1

Frequency: 836.52 MHz; Duty Cycle: 1:1; Room Ambient Temperature: 24.0°C; Liquid Temperature: 23.0°C
 Medium parameters used (interpolated): $f = 836.52 \text{ MHz}$; $\sigma = 0.94 \text{ S/m}$; $\epsilon_r = 40.357$; $\rho = 1000 \text{ kg/m}^3$

DASY5 Configuration:

- Area Scan Setting: Find Secondary Maximum Within: 2.0 dB and with a peak SAR value greater than 0.0012W/kg
- Electronics: DAE4 Sn1545; Calibrated: 2/22/2021
- Probe: EX3DV4 - SN7448; ConvF(9.76, 9.76, 9.76) @ 836.52 MHz; Calibrated: 2/26/2021
- Sensor-Surface: 2.5mm (Mechanical Surface Detection)
- Phantom: SAM with CRP v5.0; Type: QD000P40CD; Serial: TP:xxxx

Rear/1xRTT_RC3 SO32_ch 384/Area Scan (9x14x1): Measurement grid: dx=15mm, dy=15mm
 Maximum value of SAR (measured) = 0.644 W/kg

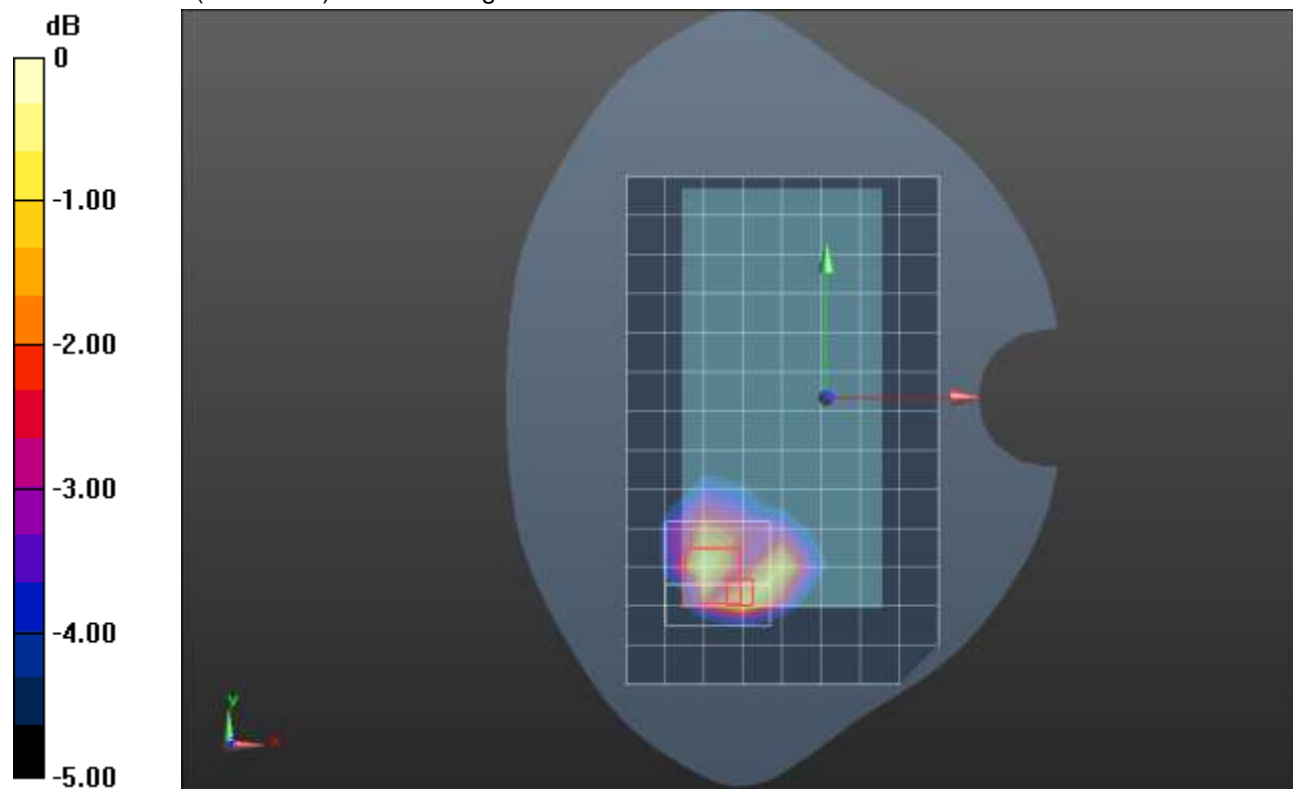
Rear/1xRTT_RC3 SO32_ch 384/Zoom Scan (6x6x7)/Cube 0: Measurement grid: dx=8mm, dy=8mm, dz=5mm

Reference Value = 25.36 V/m; Power Drift = -0.02 dB

Peak SAR (extrapolated) = 1.06 W/kg

SAR(1 g) = 0.524 W/kg; SAR(10 g) = 0.283 W/kg

Maximum value of SAR (measured) = 0.710 W/kg



0 dB = 0.710 W/kg = -1.49 dBW/kg

CDMA BC0 ANT 2


Frequency: 824.7 MHz; Duty Cycle: 1:1; Room Ambient Temperature: 24.0°C; Liquid Temperature: 23.0°C
Medium parameters used: $f = 825 \text{ MHz}$; $\sigma = 0.935 \text{ S/m}$; $\epsilon_r = 41.457$; $\rho = 1000 \text{ kg/m}^3$

DASY5 Configuration:

- Area Scan Setting: Find Secondary Maximum Within: 2.0 dB and with a peak SAR value greater than 0.0012W/kg
- Electronics: DAE4 Sn1545; Calibrated: 2/22/2021
- Probe: EX3DV4 - SN7448; ConvF(9.76, 9.76, 9.76) @ 824.7 MHz; Calibrated: 2/26/2021
- Sensor-Surface: 1.4mm (Mechanical Surface Detection), Sensor-Surface: 2.5mm (Mechanical Surface Detection)
- Phantom: SAM with CRP v5.0; Type: QD000P40CD; Serial: TP:xxxx

RHS/Touch_1xEVDO Rel. 0_ch 1013/Area Scan (9x14x1): Measurement grid: dx=15mm, dy=15mm
Maximum value of SAR (measured) = 1.00 W/kg

RHS/Touch_1xEVDO Rel. 0_ch 1013/Zoom Scan (6x6x7)/Cube 0: Measurement grid: dx=8mm, dy=8mm, dz=5mm
Reference Value = 30.25 V/m; Power Drift = 0.10 dB
Peak SAR (extrapolated) = 1.42 W/kg
SAR(1 g) = 0.808 W/kg; SAR(10 g) = 0.516 W/kg
Maximum value of SAR (measured) = 1.00 W/kg



0 dB = 1.00 W/kg = 0.00 dBW/kg

CDMA BC0 ANT 2

Frequency: 836.52 MHz; Duty Cycle: 1:1; Room Ambient Temperature: 24.0°C; Liquid Temperature: 23.0°C
 Medium parameters used (interpolated): $f = 836.52$ MHz; $\sigma = 0.94$ S/m; $\epsilon_r = 40.357$; $\rho = 1000$ kg/m³

DASY5 Configuration:

- Area Scan Setting: Find Secondary Maximum Within: 2.0 dB and with a peak SAR value greater than 0.0012W/kg
- Electronics: DAE4 Sn1545; Calibrated: 2/22/2021
- Probe: EX3DV4 - SN7448; ConvF(9.76, 9.76, 9.76) @ 836.52 MHz; Calibrated: 2/26/2021
- Sensor-Surface: 2.5mm (Mechanical Surface Detection)
- Phantom: SAM with CRP v5.0; Type: QD000P40CD; Serial: TP:xxxx

Rear/1xRTT_RC3 SO32_ch 384/Area Scan (9x15x1): Measurement grid: dx=15mm, dy=15mm
 Maximum value of SAR (measured) = 0.454 W/kg

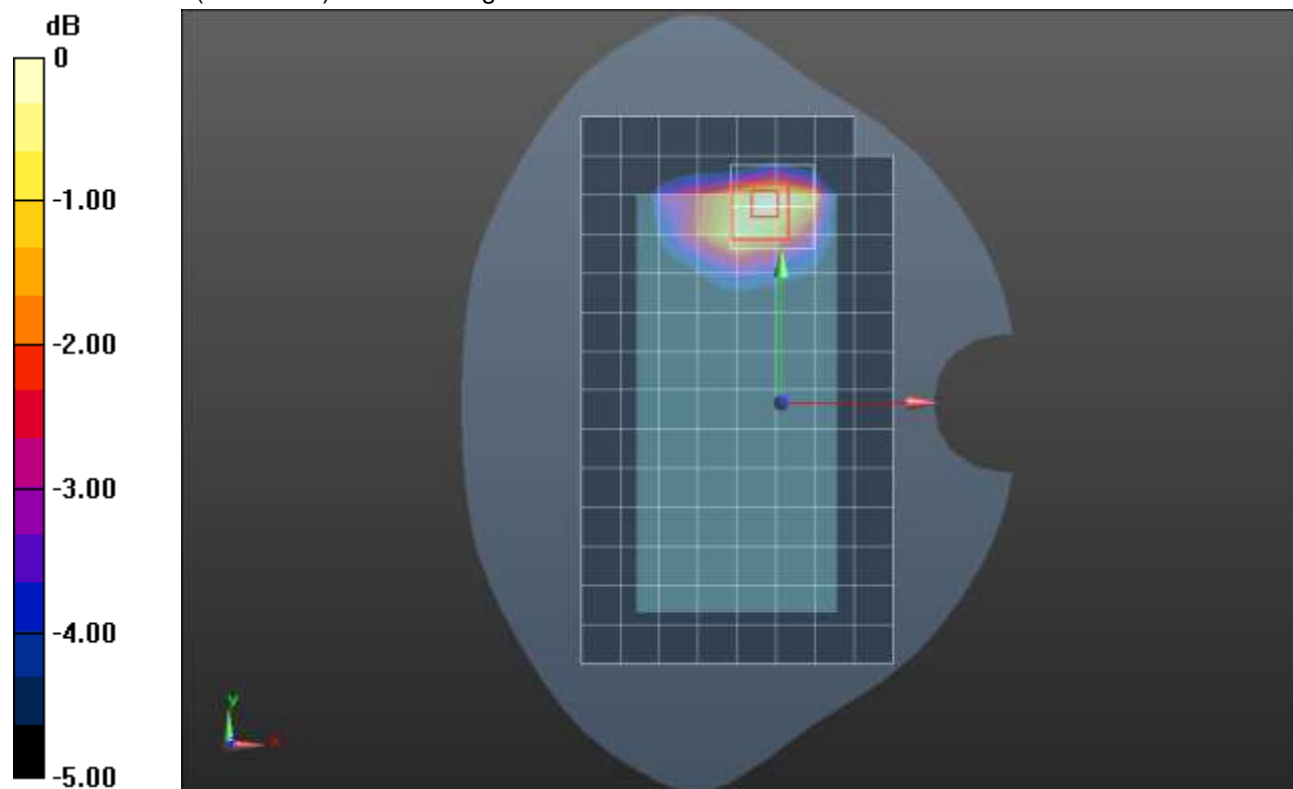
Rear/1xRTT_RC3 SO32_ch 384/Zoom Scan (5x5x7)/Cube 0: Measurement grid: dx=8mm, dy=8mm, dz=5mm

Reference Value = 22.12 V/m; Power Drift = 0.04 dB

Peak SAR (extrapolated) = 0.598 W/kg

SAR(1 g) = 0.384 W/kg; SAR(10 g) = 0.244 W/kg

Maximum value of SAR (measured) = 0.453 W/kg



0 dB = 0.453 W/kg = -3.44 dBW/kg

CDMA BC1 ANT 1

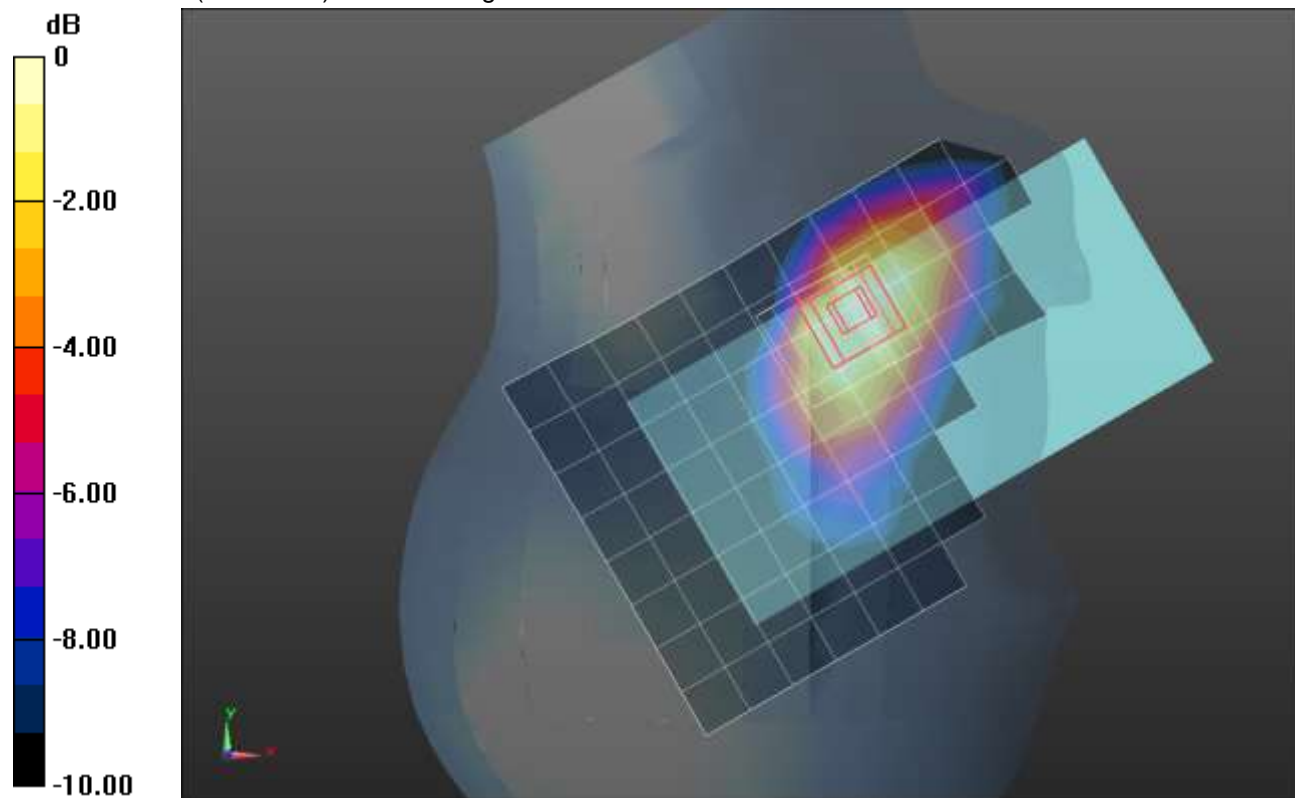
Frequency: 1880 MHz; Duty Cycle: 1:1; Room Ambient Temperature: 24.0°C; Liquid Temperature: 23.0°C
 Medium parameters used: $f = 1880 \text{ MHz}$; $\sigma = 1.421 \text{ S/m}$; $\epsilon_r = 38.257$; $\rho = 1000 \text{ kg/m}^3$

DASY5 Configuration:

- Area Scan Setting: Find Secondary Maximum Within: 2.0 dB and with a peak SAR value greater than 0.0012W/kg
- Electronics: DAE4 Sn1380; Calibrated: 8/19/2020
- Probe: EX3DV4 - SN3749; ConvF(7.86, 7.86, 7.86) @ 1880 MHz; Calibrated: 2/5/2021
- Sensor-Surface: 1.4mm (Mechanical Surface Detection), Sensor-Surface: 2.5mm (Mechanical Surface Detection)
- Phantom: SAM v4.0(A); Type: QD000P40CD; Serial: 1632

RHS/Touch_1xEVDO Rel. 0_ch 600/Area Scan (9x14x1): Measurement grid: dx=15mm, dy=15mm
 Maximum value of SAR (measured) = 0.562 W/kg

RHS/Touch_1xEVDO Rel. 0_ch 600/Zoom Scan (5x5x7)/Cube 0: Measurement grid: dx=8mm, dy=8mm, dz=5mm
 Reference Value = 18.73 V/m; Power Drift = 0.03 dB
 Peak SAR (extrapolated) = 0.621 W/kg
SAR(1 g) = 0.390 W/kg; SAR(10 g) = 0.243 W/kg
 Smallest distance from peaks to all points 3 dB below = 12.9 mm
 Ratio of SAR at M2 to SAR at M1 = 62.4%
 Maximum value of SAR (measured) = 0.475 W/kg



0 dB = 0.475 W/kg = -3.23 dBW/kg

CDMA BC1 ANT 1

Frequency: 1851.25 MHz; Duty Cycle: 1:1; Room Ambient Temperature: 24.0°C; Liquid Temperature: 23.0°C
 Medium parameters used (interpolated): $f = 1851.25$ MHz; $\sigma = 1.331$ S/m; $\epsilon_r = 39.427$; $\rho = 1000$ kg/m³

DASY5 Configuration:

- Area Scan Setting: Find Secondary Maximum Within: 2.0 dB and with a peak SAR value greater than 0.0012W/kg
- Electronics: DAE4 Sn1380; Calibrated: 8/19/2020
- Probe: EX3DV4 - SN3749; ConvF(7.86, 7.86, 7.86) @ 1851.25 MHz; Calibrated: 2/5/2021
- Sensor-Surface: 2.5mm (Mechanical Surface Detection)
- Phantom: SAM v4.0(A); Type: QD000P40CD; Serial: 1632

Rear/1xRTT_RC3 SO32_ch 25/Area Scan (9x14x1): Measurement grid: dx=15mm, dy=15mm
 Maximum value of SAR (measured) = 1.06 W/kg

Rear/1xRTT_RC3 SO32_ch 25/Zoom Scan (5x5x7)/Cube 0: Measurement grid: dx=8mm, dy=8mm, dz=5mm

Reference Value = 28.61 V/m; Power Drift = -0.13 dB

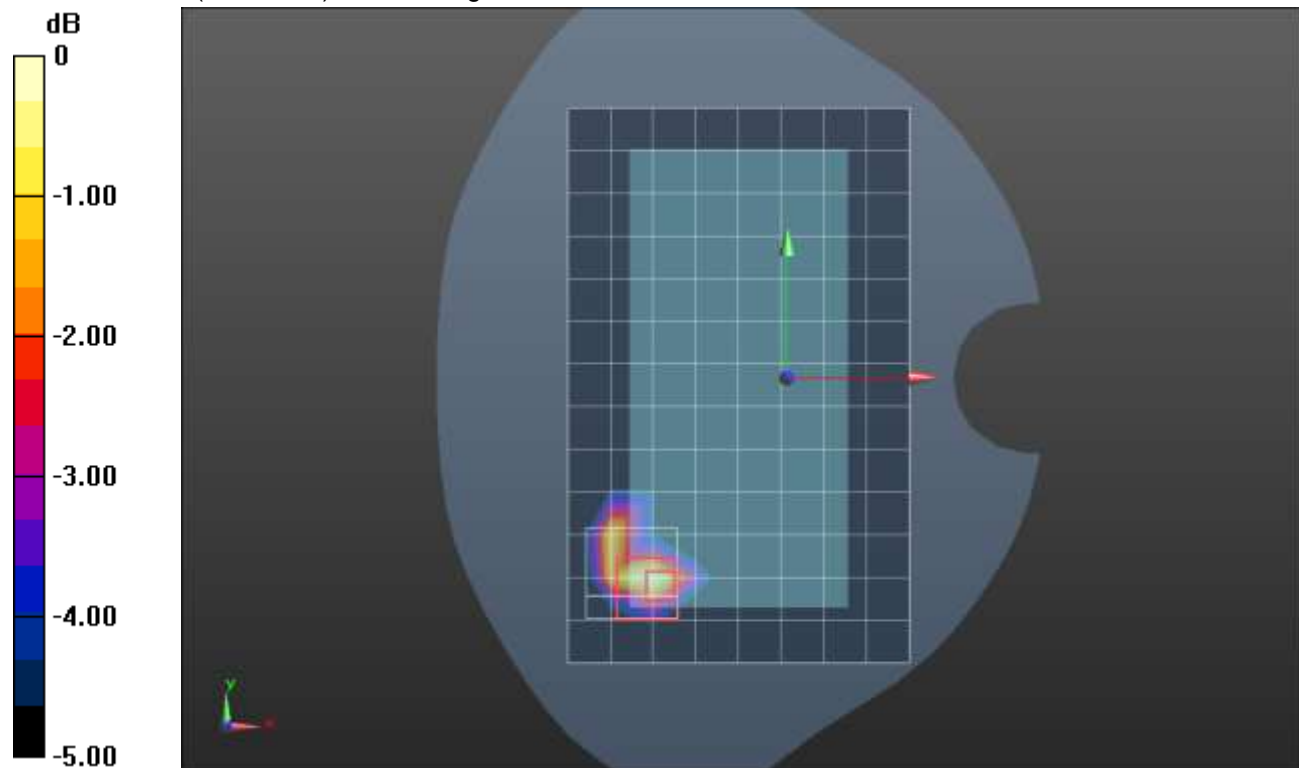
Peak SAR (extrapolated) = 1.70 W/kg

SAR(1 g) = 0.781 W/kg; SAR(10 g) = 0.345 W/kg

Smallest distance from peaks to all points 3 dB below = 9.1 mm

Ratio of SAR at M2 to SAR at M1 = 51.4%

Maximum value of SAR (measured) = 1.05 W/kg



0 dB = 1.05 W/kg = 0.21 dBW/kg

CDMA BC1 ANT 1

Frequency: 1908.75 MHz; Duty Cycle: 1:1; Room Ambient Temperature: 24.0°C; Liquid Temperature: 23.0°C
 Medium parameters used (interpolated): $f = 1908.75 \text{ MHz}$; $\sigma = 1.419 \text{ S/m}$; $\epsilon_r = 38.212$; $\rho = 1000 \text{ kg/m}^3$

DASY5 Configuration:

- Area Scan Setting: Find Secondary Maximum Within: 2.0 dB and with a peak SAR value greater than 0.0012W/kg
- Electronics: DAE4 Sn1380; Calibrated: 8/19/2020
- Probe: EX3DV4 - SN3749; ConvF(7.86, 7.86, 7.86) @ 1908.75 MHz; Calibrated: 2/5/2021
- Sensor-Surface: 2.5mm (Mechanical Surface Detection)
- Phantom: SAM v4.0(A); Type: QD000P40CD; Serial: 1632

Edge 2/1xRTT_RC3 SO32_ch 1175/Area Scan (5x15x1): Measurement grid: dx=15mm, dy=15mm
 Maximum value of SAR (measured) = 0.930 W/kg

Edge 2/1xRTT_RC3 SO32_ch 1175/Zoom Scan (5x5x7)/Cube 0: Measurement grid: dx=8mm, dy=8mm, dz=5mm

Reference Value = 25.77 V/m; Power Drift = -0.01 dB

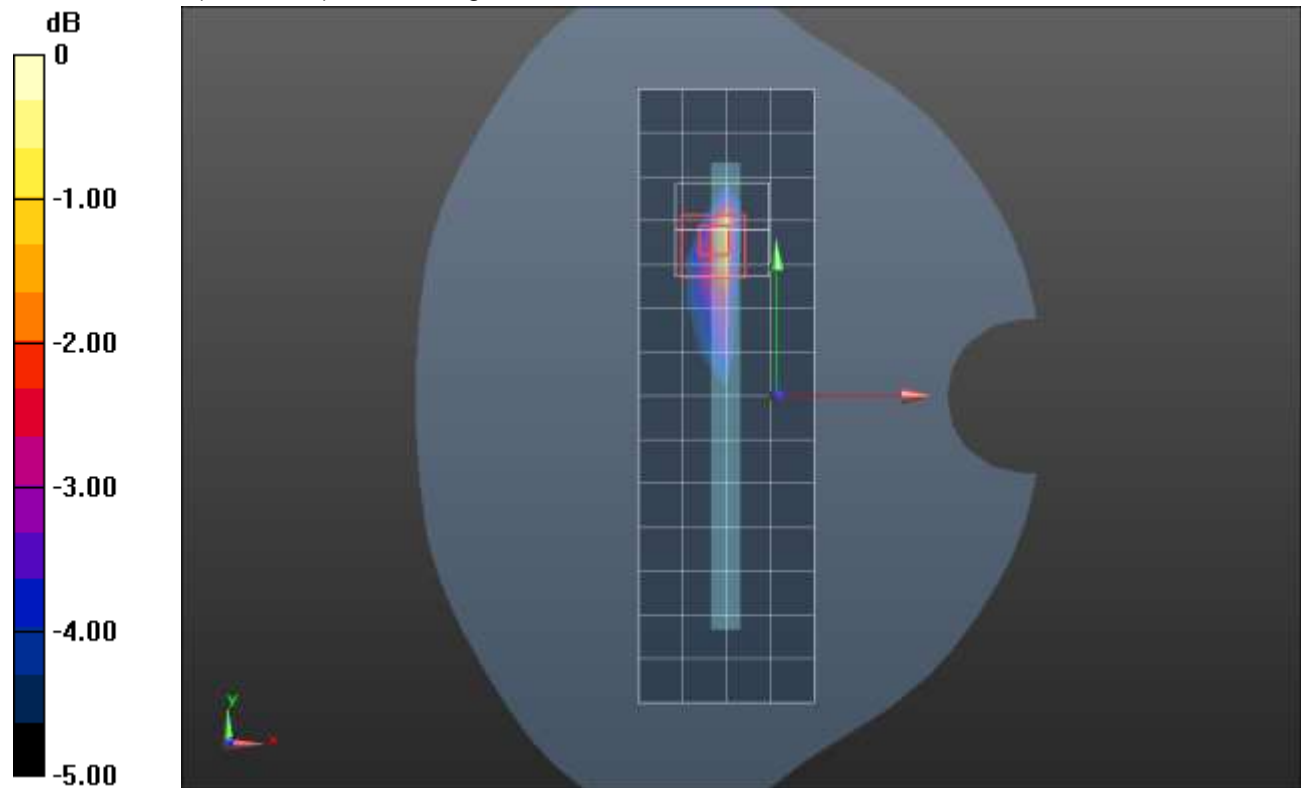
Peak SAR (extrapolated) = 1.71 W/kg

SAR(1 g) = 0.848 W/kg; SAR(10 g) = 0.387 W/kg

Smallest distance from peaks to all points 3 dB below = 6.6 mm

Ratio of SAR at M2 to SAR at M1 = 53.7%

Maximum value of SAR (measured) = 1.13 W/kg



0 dB = 1.13 W/kg = 0.53 dBW/kg

CDMA BC1 ANT 2

Frequency: 1908.75 MHz; Duty Cycle: 1:1; Room Ambient Temperature: 24.0°C; Liquid Temperature: 23.0°C
 Medium parameters used (interpolated): $f = 1908.75$ MHz; $\sigma = 1.419$ S/m; $\epsilon_r = 38.212$; $\rho = 1000$ kg/m³

DASY5 Configuration:

- Area Scan Setting: Find Secondary Maximum Within: 2.0 dB and with a peak SAR value greater than 0.0012W/kg
- Electronics: DAE4 Sn1380; Calibrated: 8/19/2020
- Probe: EX3DV4 - SN3749; ConvF(7.86, 7.86, 7.86) @ 1908.75 MHz; Calibrated: 2/5/2021
- Sensor-Surface: 1.4mm (Mechanical Surface Detection), Sensor-Surface: 2.5mm (Mechanical Surface Detection)
- Phantom: SAM v4.0(A); Type: QD000P40CD; Serial: 1632

RHS/Touch_1xRTT_RC3 SO55_ch 1175/Area Scan (9x14x1): Measurement grid: dx=15mm, dy=15mm
 Maximum value of SAR (measured) = 1.21 W/kg

RHS/Touch_1xRTT_RC3 SO55_ch 1175/Zoom Scan (5x5x7)/Cube 0: Measurement grid: dx=8mm, dy=8mm, dz=5mm

Reference Value = 25.41 V/m; Power Drift = 0.01 dB


Peak SAR (extrapolated) = 1.96 W/kg

SAR(1 g) = 0.850 W/kg; SAR(10 g) = 0.479 W/kg

Smallest distance from peaks to all points 3 dB below = 8.7 mm

Ratio of SAR at M2 to SAR at M1 = 42%

Maximum value of SAR (measured) = 1.30 W/kg



0 dB = 1.30 W/kg = 1.14 dBW/kg

CDMA BC1 ANT 2

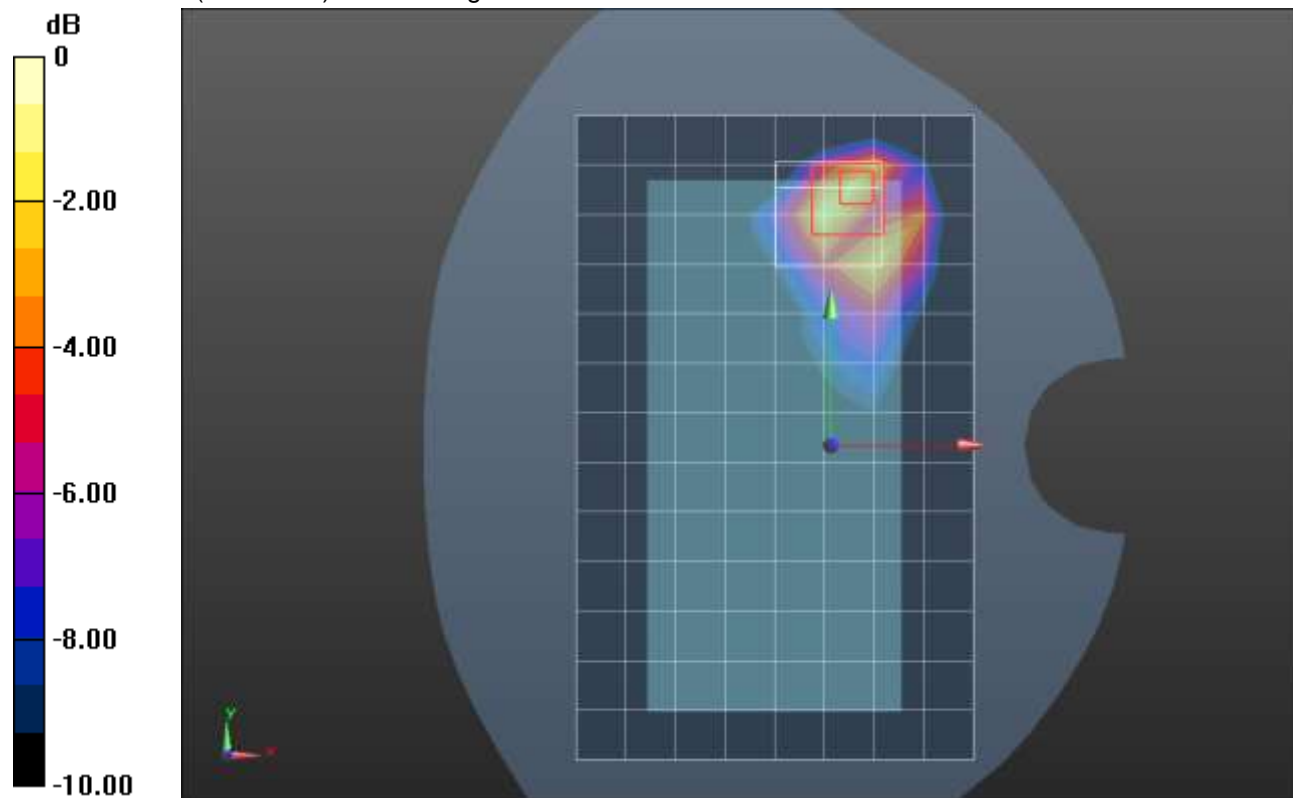
Frequency: 1908.75 MHz; Duty Cycle: 1:1; Room Ambient Temperature: 24.0°C; Liquid Temperature: 23.0°C
 Medium parameters used (interpolated): $f = 1908.75$ MHz; $\sigma = 1.435$ S/m; $\epsilon_r = 38.262$; $\rho = 1000$ kg/m³

DASY5 Configuration:

- Area Scan Setting: Find Secondary Maximum Within: 2.0 dB and with a peak SAR value greater than 0.0012W/kg
- Electronics: DAE4 Sn1380; Calibrated: 8/19/2020
- Probe: EX3DV4 - SN3749; ConvF(7.86, 7.86, 7.86) @ 1908.75 MHz; Calibrated: 2/5/2021
- Sensor-Surface: 2.5mm (Mechanical Surface Detection)
- Phantom: SAM v4.0(A); Type: QD000P40CD; Serial: 1632

Rear/1xRTT_RC3 SO32_ch 1175/Area Scan (9x14x1): Measurement grid: dx=15mm, dy=15mm
 Maximum value of SAR (measured) = 0.956 W/kg

Rear/1xRTT_RC3 SO32_ch 1175/Zoom Scan (5x5x7)/Cube 0: Measurement grid: dx=8mm, dy=8mm, dz=5mm
 Reference Value = 26.19 V/m; Power Drift = -0.17 dB
 Peak SAR (extrapolated) = 1.88 W/kg
SAR(1 g) = 0.778 W/kg; SAR(10 g) = 0.363 W/kg
 Smallest distance from peaks to all points 3 dB below = 8.2 mm
 Ratio of SAR at M2 to SAR at M1 = 41.6%
 Maximum value of SAR (measured) = 1.21 W/kg



0 dB = 1.21 W/kg = 0.83 dBW/kg

CDMA BC10 ANT 1

Frequency: 820 MHz; Duty Cycle: 1:1; Room Ambient Temperature: 24.0°C; Liquid Temperature: 23.0°C
 Medium parameters used: $f = 820 \text{ MHz}$; $\sigma = 0.918 \text{ S/m}$; $\epsilon_r = 41.5$; $\rho = 1000 \text{ kg/m}^3$

DASY5 Configuration:

- Area Scan Setting: Find Secondary Maximum Within: 2.0 dB and with a peak SAR value greater than 0.0012W/kg
- Electronics: DAE4 Sn1545; Calibrated: 2/22/2021
- Probe: EX3DV4 - SN7448; ConvF(9.76, 9.76, 9.76) @ 820 MHz; Calibrated: 2/26/2021
- Sensor-Surface: 1.4mm (Mechanical Surface Detection), Sensor-Surface: 2.5mm (Mechanical Surface Detection)
- Phantom: SAM with CRP v5.0; Type: QD000P40CD; Serial: TP:xxxx

RHS/Touch_1xRTT_RC3 SO55_ch 560/Area Scan (9x13x1): Measurement grid: dx=15mm, dy=15mm
 Maximum value of SAR (measured) = 0.201 W/kg

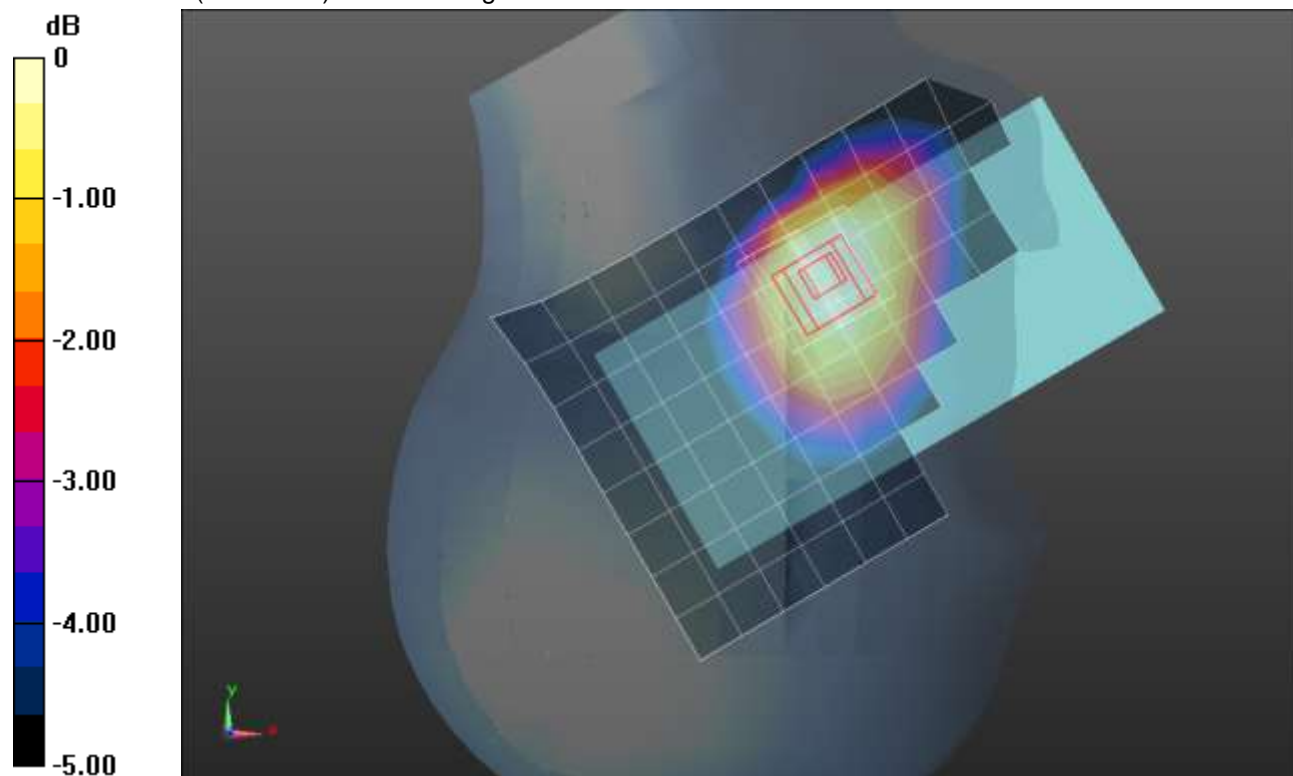
RHS/Touch_1xRTT_RC3 SO55_ch 560/Zoom Scan (5x5x7)/Cube 0: Measurement grid: dx=8mm, dy=8mm, dz=5mm

Reference Value = 14.00 V/m; Power Drift = 0.12 dB

Peak SAR (extrapolated) = 0.218 W/kg

SAR(1 g) = 0.169 W/kg; SAR(10 g) = 0.127 W/kg

Maximum value of SAR (measured) = 0.192 W/kg



0 dB = 0.192 W/kg = -7.17 dBW/kg

CDMA BC10 ANT 1

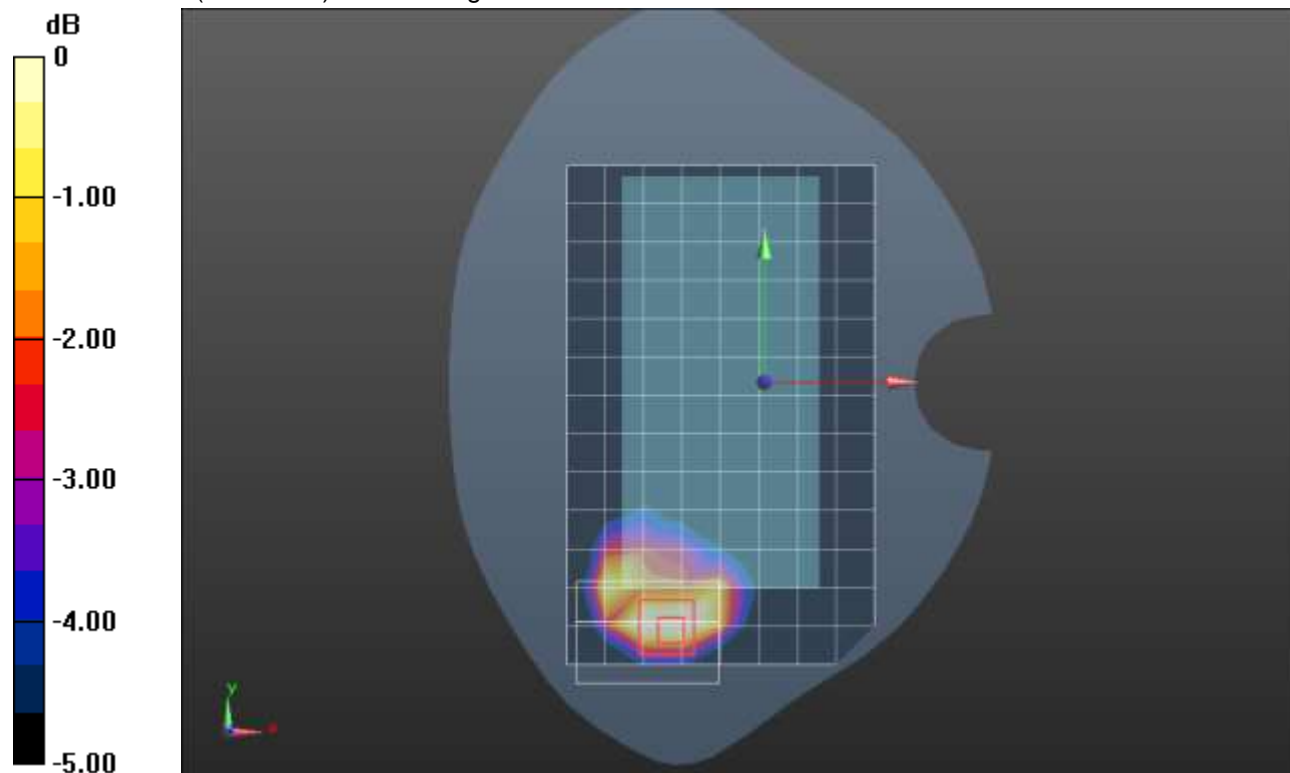
Frequency: 820 MHz; Duty Cycle: 1:1; Room Ambient Temperature: 24.0°C; Liquid Temperature: 23.0°C
 Medium parameters used: $f = 820 \text{ MHz}$; $\sigma = 0.918 \text{ S/m}$; $\epsilon_r = 41.5$; $\rho = 1000 \text{ kg/m}^3$

DASY5 Configuration:

- Area Scan Setting: Find Secondary Maximum Within: 2.0 dB and with a peak SAR value greater than 0.0012W/kg
- Electronics: DAE4 Sn1545; Calibrated: 2/22/2021
- Probe: EX3DV4 - SN7448; ConvF(9.76, 9.76, 9.76) @ 820 MHz; Calibrated: 2/26/2021
- Sensor-Surface: 2.5mm (Mechanical Surface Detection)
- Phantom: SAM with CRP v5.0; Type: QD000P40CD; Serial: TP:xxxx

Rear/Spotcheck_1xRTT_RC3 SO32_ch 560/Area Scan (9x14x1): Measurement grid: dx=15mm, dy=15mm
 Maximum value of SAR (measured) = 1.25 W/kg

Rear/Spotcheck_1xRTT_RC3 SO32_ch 560/Zoom Scan (8x6x7)/Cube 0: Measurement grid: dx=8mm, dy=8mm, dz=5mm
 Reference Value = 37.44 V/m; Power Drift = -0.12 dB
 Peak SAR (extrapolated) = 1.48 W/kg
SAR(1 g) = 0.736 W/kg; SAR(10 g) = 0.392 W/kg
 Maximum value of SAR (measured) = 1.00 W/kg



0 dB = 1.00 W/kg = 0.00 dBW/kg

CDMA BC10 ANT 2

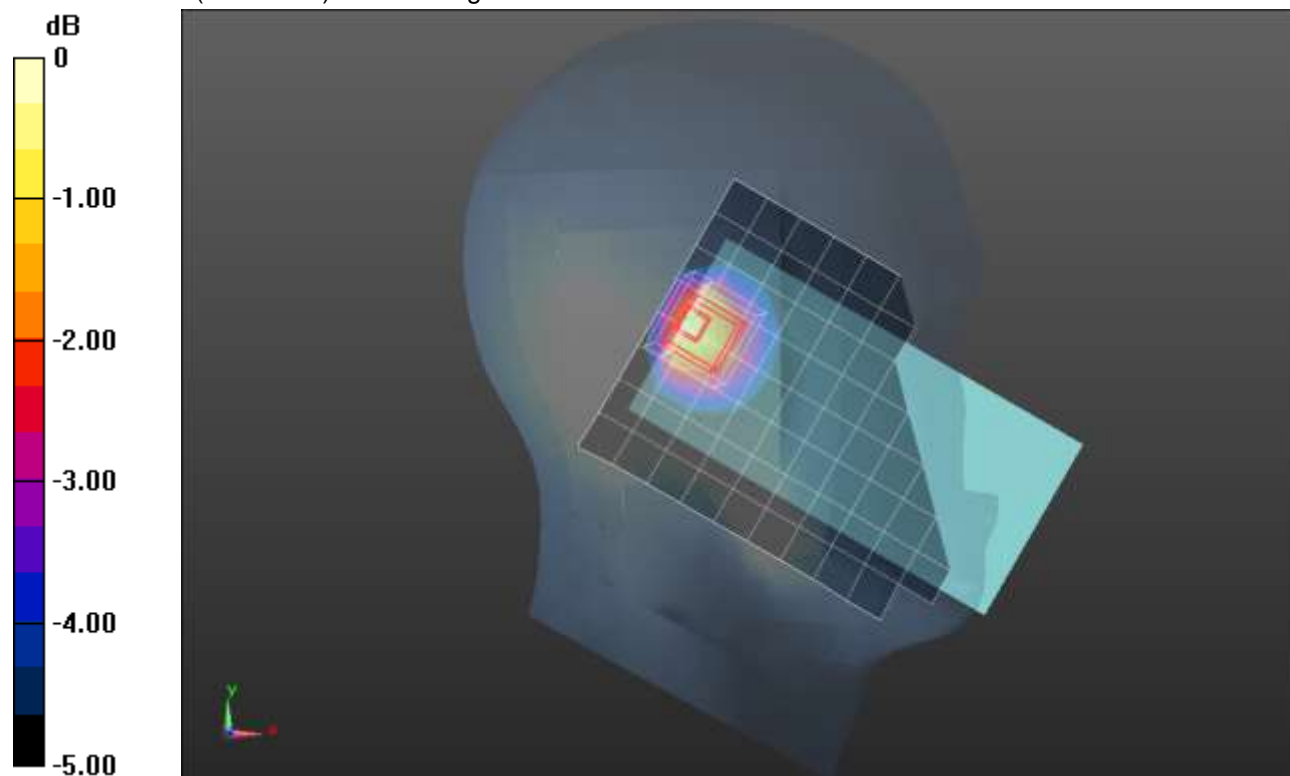
Frequency: 820 MHz; Duty Cycle: 1:1; Room Ambient Temperature: 24.0°C; Liquid Temperature: 23.0°C
 Medium parameters used: $f = 820 \text{ MHz}$; $\sigma = 0.918 \text{ S/m}$; $\epsilon_r = 41.5$; $\rho = 1000 \text{ kg/m}^3$

DASY5 Configuration:

- Area Scan Setting: Find Secondary Maximum Within: 2.0 dB and with a peak SAR value greater than 0.0012W/kg
- Electronics: DAE4 Sn1545; Calibrated: 2/22/2021
- Probe: EX3DV4 - SN7448; ConvF(9.76, 9.76, 9.76) @ 820 MHz; Calibrated: 2/26/2021
- Sensor-Surface: 1.4mm (Mechanical Surface Detection), Sensor-Surface: 2.5mm (Mechanical Surface Detection)
- Phantom: SAM with CRP v5.0; Type: QD000P40CD; Serial: TP:xxxx

LHS/Touch_1xRTT_RC3 SO55_ch 560/Area Scan (9x13x1): Measurement grid: dx=15mm, dy=15mm
 Maximum value of SAR (measured) = 1.06 W/kg

LHS/Touch_1xRTT_RC3 SO55_ch 560/Zoom Scan (5x5x7)/Cube 0: Measurement grid: dx=8mm, dy=8mm, dz=5mm
 Reference Value = 32.97 V/m; Power Drift = 0.05 dB
 Peak SAR (extrapolated) = 1.64 W/kg
SAR(1 g) = 0.820 W/kg; SAR(10 g) = 0.506 W/kg
 Maximum value of SAR (measured) = 1.11 W/kg



0 dB = 1.11 W/kg = 0.45 dBW/kg

CDMA BC10 ANT 2

Frequency: 820 MHz; Duty Cycle: 1:1; Room Ambient Temperature: 24.0°C; Liquid Temperature: 23.0°C
 Medium parameters used: $f = 820 \text{ MHz}$; $\sigma = 0.918 \text{ S/m}$; $\epsilon_r = 41.5$; $\rho = 1000 \text{ kg/m}^3$

DASY5 Configuration:

- Area Scan Setting: Find Secondary Maximum Within: 2.0 dB and with a peak SAR value greater than 0.0012W/kg
- Electronics: DAE4 Sn1545; Calibrated: 2/22/2021
- Probe: EX3DV4 - SN7448; ConvF(9.76, 9.76, 9.76) @ 820 MHz; Calibrated: 2/26/2021
- Sensor-Surface: 2.5mm (Mechanical Surface Detection)
- Phantom: SAM with CRP v5.0; Type: QD000P40CD; Serial: TP:xxxx

Rear/1xRTT_RC3 SO32_ch 560/Area Scan (9x14x1): Measurement grid: $dx=15\text{mm}$, $dy=15\text{mm}$
 Maximum value of SAR (measured) = 0.373 W/kg

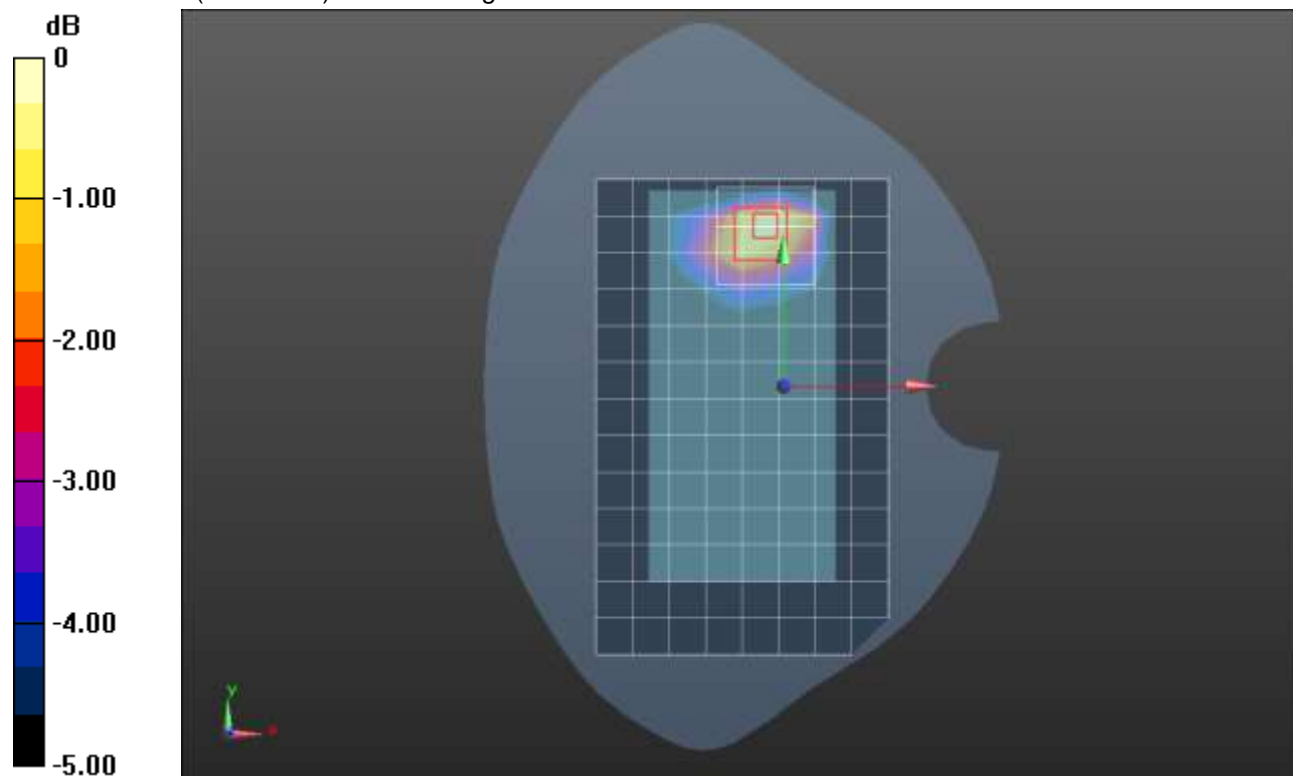
Rear/1xRTT_RC3 SO32_ch 560/Zoom Scan (6x6x7)/Cube 0: Measurement grid: $dx=8\text{mm}$, $dy=8\text{mm}$, $dz=5\text{mm}$

Reference Value = 20.55 V/m; Power Drift = 0.07 dB

Peak SAR (extrapolated) = 0.511 W/kg

SAR(1 g) = 0.332 W/kg; SAR(10 g) = 0.207 W/kg

Maximum value of SAR (measured) = 0.394 W/kg



0 dB = 0.394 W/kg = -4.05 dBW/kg

LTE Band 5 ANT 1

Frequency: 836.5 MHz; Duty Cycle: 1:1; Room Ambient Temperature: 24.0°C; Liquid Temperature: 23.0°C
 Medium parameters used (interpolated): $f = 836.5$ MHz; $\sigma = 0.928$ S/m; $\epsilon_r = 40.82$; $\rho = 1000$ kg/m³

DASY5 Configuration:

- Area Scan Setting: Find Secondary Maximum Within: 2.0 dB and with a peak SAR value greater than 0.0012W/kg
- Electronics: DAE4 Sn1545; Calibrated: 2/22/2021
- Probe: EX3DV4 - SN7448; ConvF(9.76, 9.76, 9.76) @ 836.5 MHz; Calibrated: 2/26/2021
- Sensor-Surface: 1.4mm (Mechanical Surface Detection)
- Phantom: SAM with CRP v5.0; Type: QD000P40CD; Serial: TP:xxxx

RHS/Touch_QPSK RB 1,25 Ch 20525/Area Scan (9x14x1): Measurement grid: dx=15mm, dy=15mm

[Info: Interpolated medium parameters used for SAR evaluation.](#)

Maximum value of SAR (measured) = 0.223 W/kg

RHS/Touch_QPSK RB 1,25 Ch 20525/Zoom Scan (5x5x7)/Cube 0: Measurement grid: dx=8mm, dy=8mm, dz=5mm

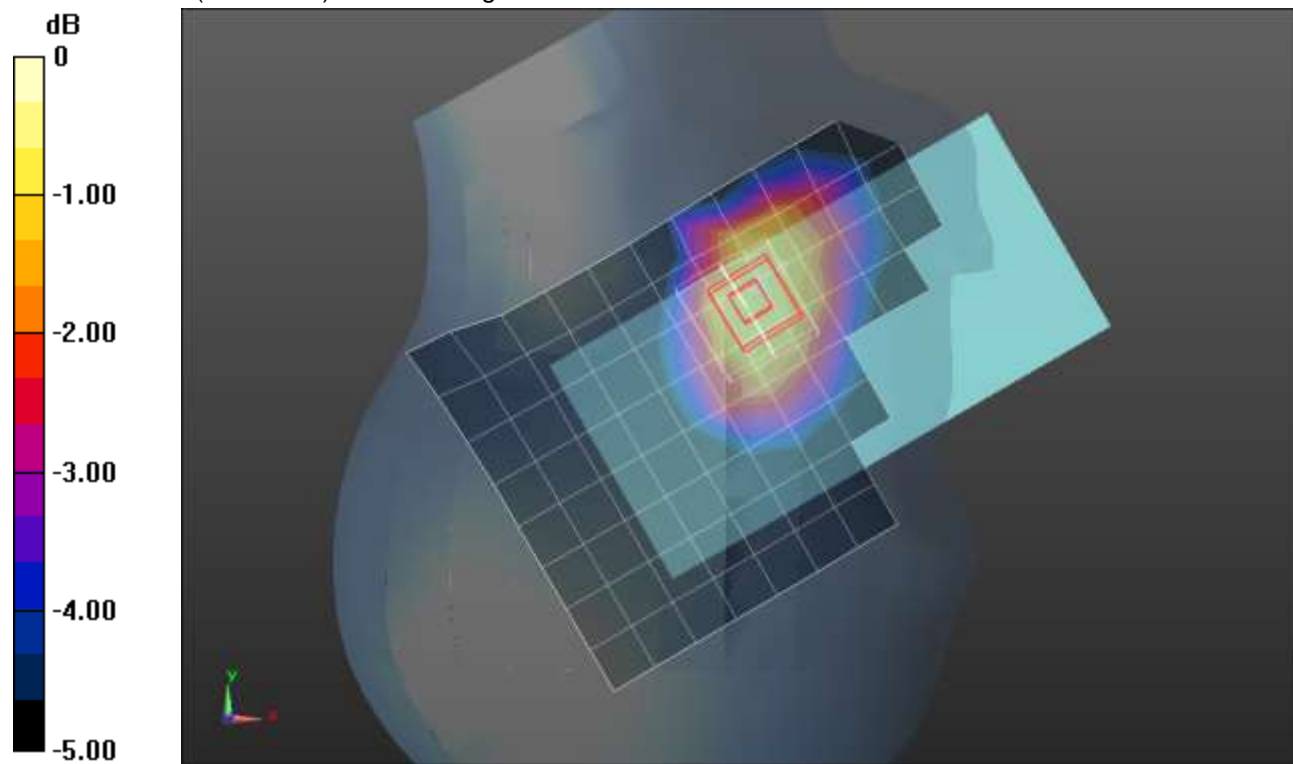
Reference Value = 14.86 V/m; Power Drift = 0.00 dB

Peak SAR (extrapolated) = 0.277 W/kg

SAR(1 g) = 0.193 W/kg; SAR(10 g) = 0.142 W/kg

[Info: Interpolated medium parameters used for SAR evaluation.](#)

Maximum value of SAR (measured) = 0.249 W/kg



0 dB = 0.249 W/kg = -6.04 dBW/kg

LTE Band 5 ANT 1

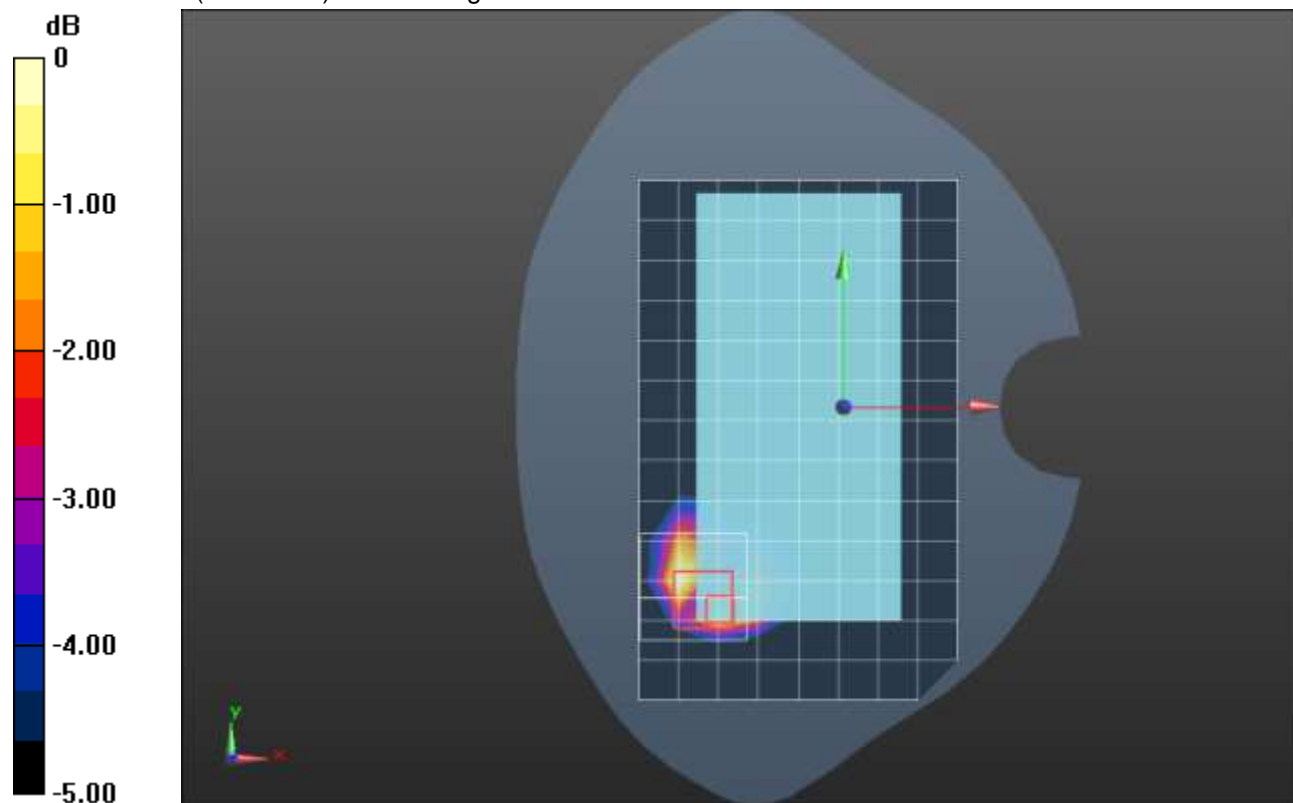
Frequency: 836.5 MHz; Duty Cycle: 1:1; Room Ambient Temperature: 24.0°C; Liquid Temperature: 23.0°C
 Medium parameters used (interpolated): $f = 836.5$ MHz; $\sigma = 0.94$ S/m; $\epsilon_r = 40.357$; $\rho = 1000$ kg/m³

DASY5 Configuration:

- Area Scan Setting: Find Secondary Maximum Within: 2.0 dB and with a peak SAR value greater than 0.0012W/kg
- Electronics: DAE4 Sn1545; Calibrated: 2/22/2021
- Probe: EX3DV4 - SN7448; ConvF(9.76, 9.76, 9.76) @ 836.5 MHz; Calibrated: 2/26/2021
- Sensor-Surface: 1.4mm (Mechanical Surface Detection)
- Phantom: SAM with CRP v5.0; Type: QD000P40CD; Serial: TP:xxxx

Rear/QPSK RB 1,25 Ch 20525/Area Scan (9x14x1): Measurement grid: dx=15mm, dy=15mm
 Maximum value of SAR (measured) = 1.30 W/kg

Rear/QPSK RB 1,25 Ch 20525/Zoom Scan (6x6x7)/Cube 0: Measurement grid: dx=8mm, dy=8mm, dz=5mm
 Reference Value = 33.11 V/m; Power Drift = 0.00 dB
 Peak SAR (extrapolated) = 1.63 W/kg
SAR(1 g) = 0.782 W/kg; SAR(10 g) = 0.419 W/kg
 Maximum value of SAR (measured) = 1.24 W/kg



0 dB = 1.24 W/kg = 0.93 dBW/kg

LTE Band 5 ANT 2

Frequency: 836.5 MHz; Duty Cycle: 1:1; Room Ambient Temperature: 24.0°C; Liquid Temperature: 23.0°C
 Medium parameters used (interpolated): $f = 836.5$ MHz; $\sigma = 0.924$ S/m; $\epsilon_r = 41.456$; $\rho = 1000$ kg/m³

DASY5 Configuration:

- Area Scan Setting: Find Secondary Maximum Within: 2.0 dB and with a peak SAR value greater than 0.0012W/kg
- Electronics: DAE4 Sn1545; Calibrated: 2/22/2021
- Probe: EX3DV4 - SN7448; ConvF(9.76, 9.76, 9.76) @ 836.5 MHz; Calibrated: 2/26/2021
- Sensor-Surface: 1.4mm (Mechanical Surface Detection)
- Phantom: SAM with CRP v5.0; Type: QD000P40CD; Serial: TP:xxxx

RHS/Touch_QPSK RB 1,25 Ch 20525/Area Scan (8x15x1): Measurement grid: dx=15mm, dy=15mm

[Info: Interpolated medium parameters used for SAR evaluation.](#)

Maximum value of SAR (measured) = 1.15 W/kg

RHS/Touch_QPSK RB 1,25 Ch 20525/Zoom Scan (5x6x7)/Cube 0: Measurement grid: dx=8mm, dy=8mm, dz=5mm

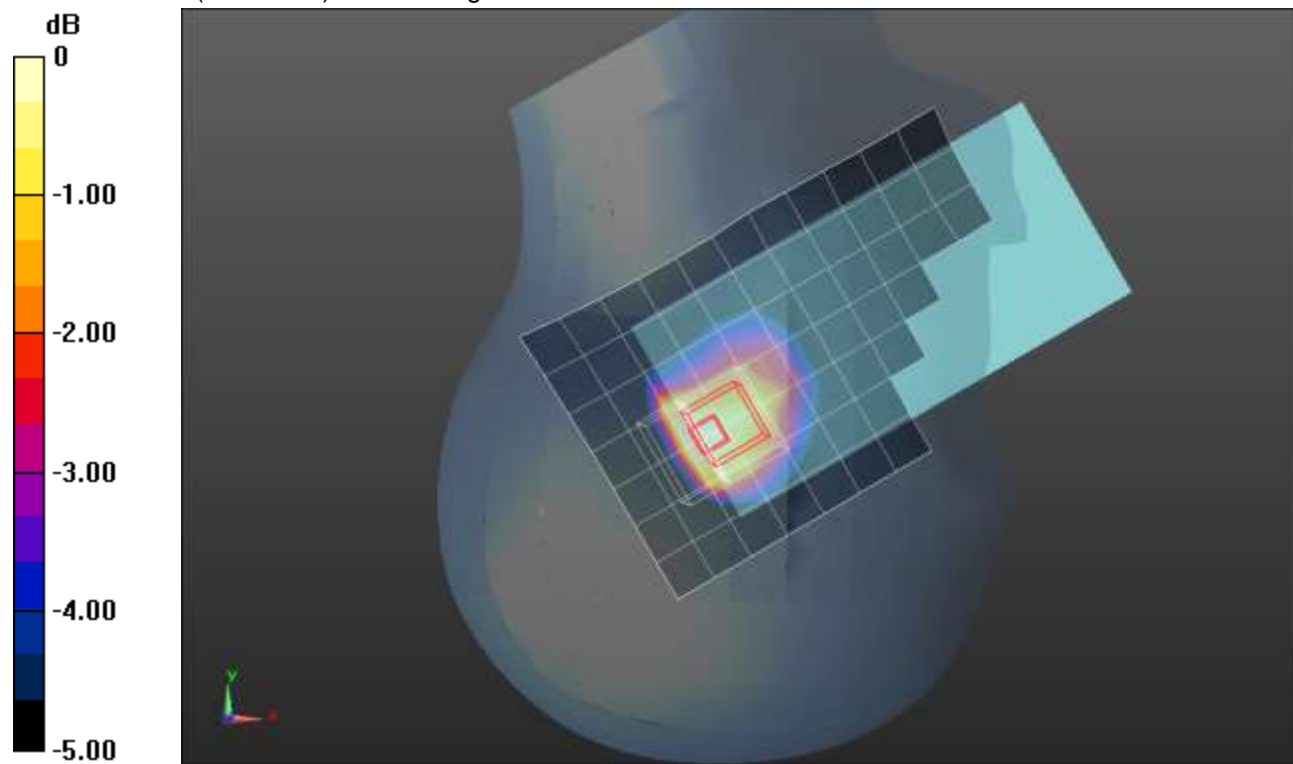
Reference Value = 32.24 V/m; Power Drift = 0.02 dB

Peak SAR (extrapolated) = 1.49 W/kg

SAR(1 g) = 0.854 W/kg; SAR(10 g) = 0.581 W/kg

[Info: Interpolated medium parameters used for SAR evaluation.](#)

Maximum value of SAR (measured) = 1.11 W/kg



0 dB = 1.11 W/kg = 0.45 dBW/kg

LTE Band 5 ANT 2

Frequency: 836.5 MHz; Duty Cycle: 1:1; Room Ambient Temperature: 24.0°C; Liquid Temperature: 23.0°C
 Medium parameters used (interpolated): $f = 836.5$ MHz; $\sigma = 0.928$ S/m; $\epsilon_r = 40.82$; $\rho = 1000$ kg/m³

DASY5 Configuration:

- Area Scan Setting: Find Secondary Maximum Within: 2.0 dB and with a peak SAR value greater than 0.0012W/kg
- Electronics: DAE4 Sn1545; Calibrated: 2/22/2021
- Probe: EX3DV4 - SN7448; ConvF(9.76, 9.76, 9.76) @ 836.5 MHz; Calibrated: 2/26/2021
- Sensor-Surface: 1.4mm (Mechanical Surface Detection)
- Phantom: SAM with CRP v5.0; Type: QD000P40CD; Serial: TP:xxxx

Front/QPSK RB 1,25 Ch 20525/Area Scan (9x14x1): Measurement grid: dx=15mm, dy=15mm

[Info: Interpolated medium parameters used for SAR evaluation.](#)

Maximum value of SAR (measured) = 1.34 W/kg

Front/QPSK RB 1,25 Ch 20525/Zoom Scan (5x5x7)/Cube 0: Measurement grid: dx=8mm, dy=8mm, dz=5mm

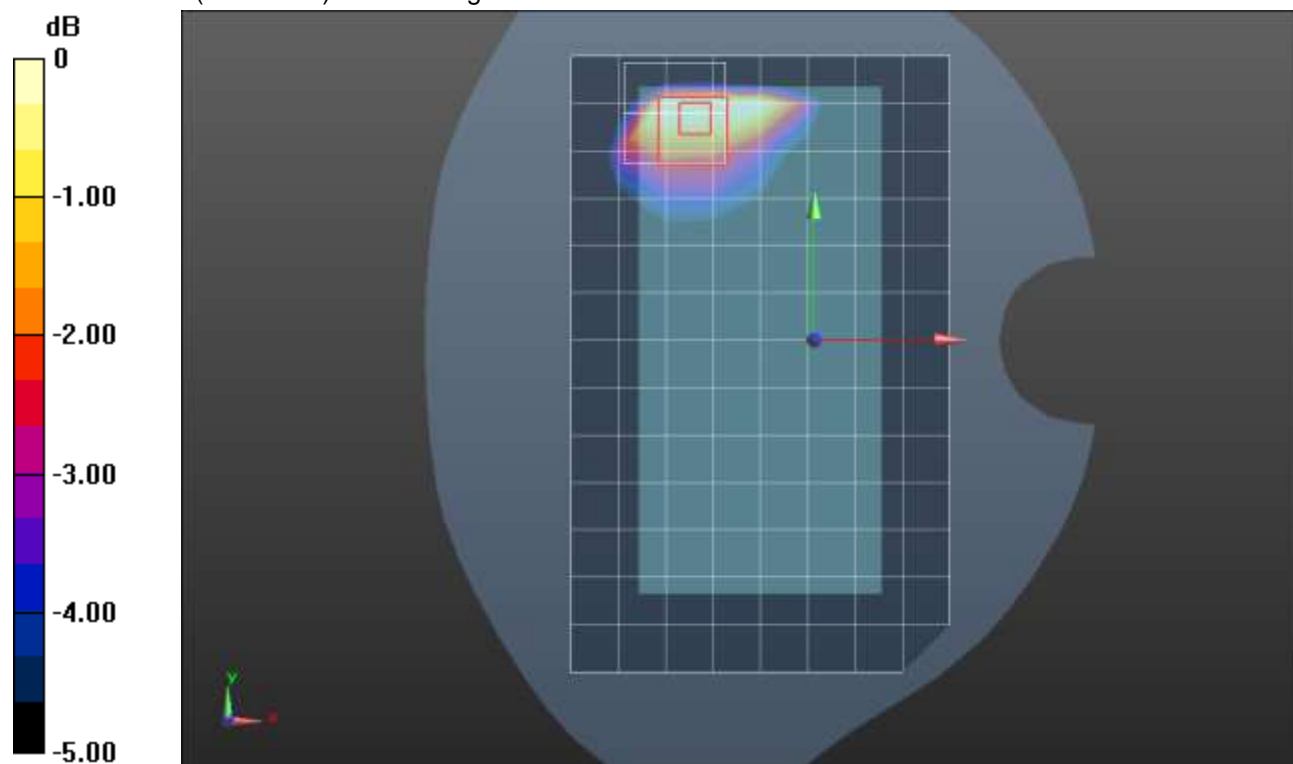
Reference Value = 32.80 V/m; Power Drift = -0.01 dB

Peak SAR (extrapolated) = 1.54 W/kg

SAR(1 g) = 0.752 W/kg; SAR(10 g) = 0.451 W/kg

[Info: Interpolated medium parameters used for SAR evaluation.](#)

Maximum value of SAR (measured) = 1.14 W/kg



0 dB = 1.14 W/kg = 0.57 dBW/kg

LTE Band 7 ANT 1

Frequency: 2535 MHz; Duty Cycle: 1:1; Room Ambient Temperature: 24.0°C; Liquid Temperature: 23.0°C
Medium parameters used: $f = 2535$ MHz; $\sigma = 1.914$ S/m; $\epsilon_r = 38.379$; $\rho = 1000$ kg/m³

DASY5 Configuration:

- Area Scan Setting: Find Secondary Maximum Within: 2.0 dB and with a peak SAR value greater than 0.0012W/kg
- Electronics: DAE4 Sn1472; Calibrated: 1/28/2021
- Probe: EX3DV4 - SN7587; ConvF(7.33, 7.33, 7.33) @ 2535 MHz; Calibrated: 4/27/2021
- Sensor-Surface: 1.4mm (Mechanical Surface Detection)
- Phantom: Twin-SAM V5.0 (30deg probe tilt); Type: QD 000 P40 CD; Serial: 1629

RHS/Touch_QPSK RB 1,49 Ch 21100/Area Scan (11x18x1): Measurement grid: dx=12mm, dy=12mm

Maximum value of SAR (measured) = 0.450 W/kg

RHS/Touch_QPSK RB 1,49 Ch 21100/Zoom Scan (7x7x7)/Cube 0: Measurement grid: dx=5mm, dy=5mm, dz=5mm

Reference Value = 15.21 V/m; Power Drift = -0.06 dB

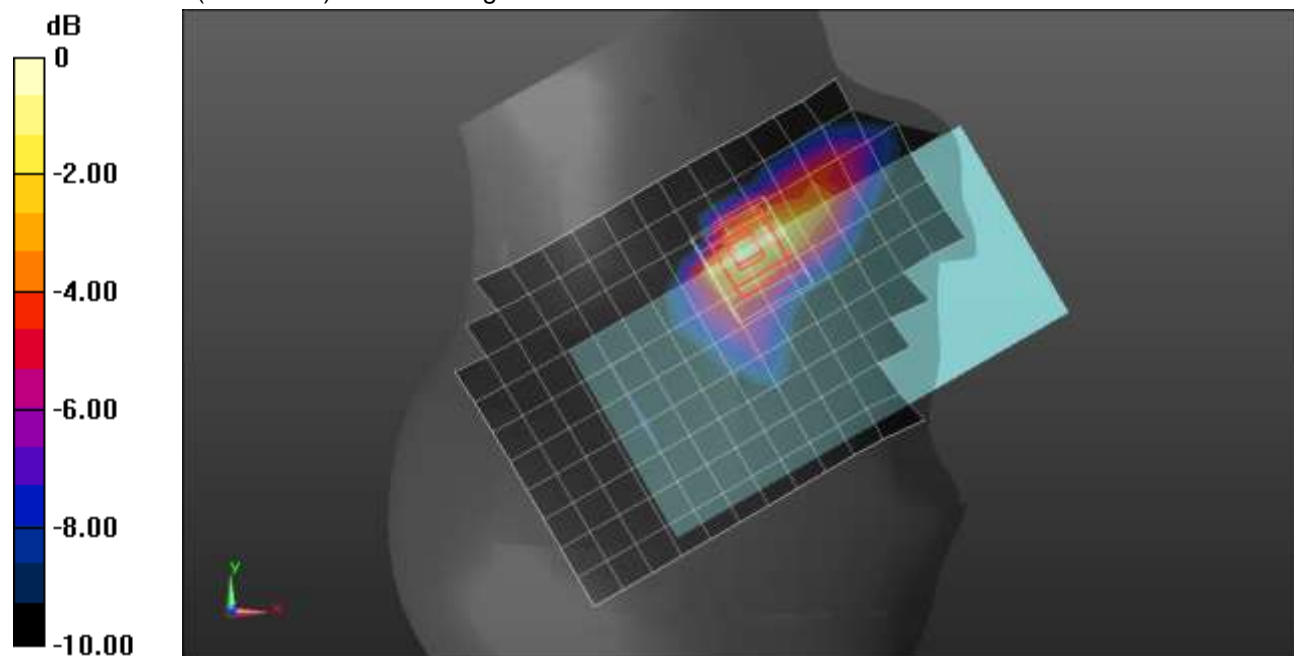
Peak SAR (extrapolated) = 0.572 W/kg

SAR(1 g) = 0.304 W/kg; SAR(10 g) = 0.147 W/kg

Smallest distance from peaks to all points 3 dB below = 7.8 mm

Ratio of SAR at M2 to SAR at M1 = 56.6%

Maximum value of SAR (measured) = 0.453 W/kg



0 dB = 0.453 W/kg = -3.44 dBW/kg

LTE Band 7 ANT 1

Frequency: 2535 MHz; Duty Cycle: 1:1; Room Ambient Temperature: 24.0°C; Liquid Temperature: 23.0°C
 Medium parameters used: $f = 2535 \text{ MHz}$; $\sigma = 1.914 \text{ S/m}$; $\epsilon_r = 38.379$; $\rho = 1000 \text{ kg/m}^3$

DASY5 Configuration:

- Area Scan Setting: Find Secondary Maximum Within: 2.0 dB and with a peak SAR value greater than 0.0012W/kg
- Electronics: DAE4 Sn1472; Calibrated: 1/28/2021
- Probe: EX3DV4 - SN7587; ConvF(7.33, 7.33, 7.33) @ 2535 MHz; Calibrated: 4/27/2021
- Sensor-Surface: 1.4mm (Mechanical Surface Detection)
- Phantom: Twin-SAM V5.0 (30deg probe tilt); Type: QD 000 P40 CD; Serial: 1629

Rear/QPSK RB 50,24 Ch 21100/Area Scan (11x17x1): Measurement grid: dx=12mm, dy=12mm
 Maximum value of SAR (measured) = 1.10 W/kg

Rear/QPSK RB 50,24 Ch 21100/Zoom Scan (7x7x7)/Cube 0: Measurement grid: dx=5mm, dy=5mm, dz=5mm

Reference Value = 22.00 V/m; Power Drift = -0.03 dB

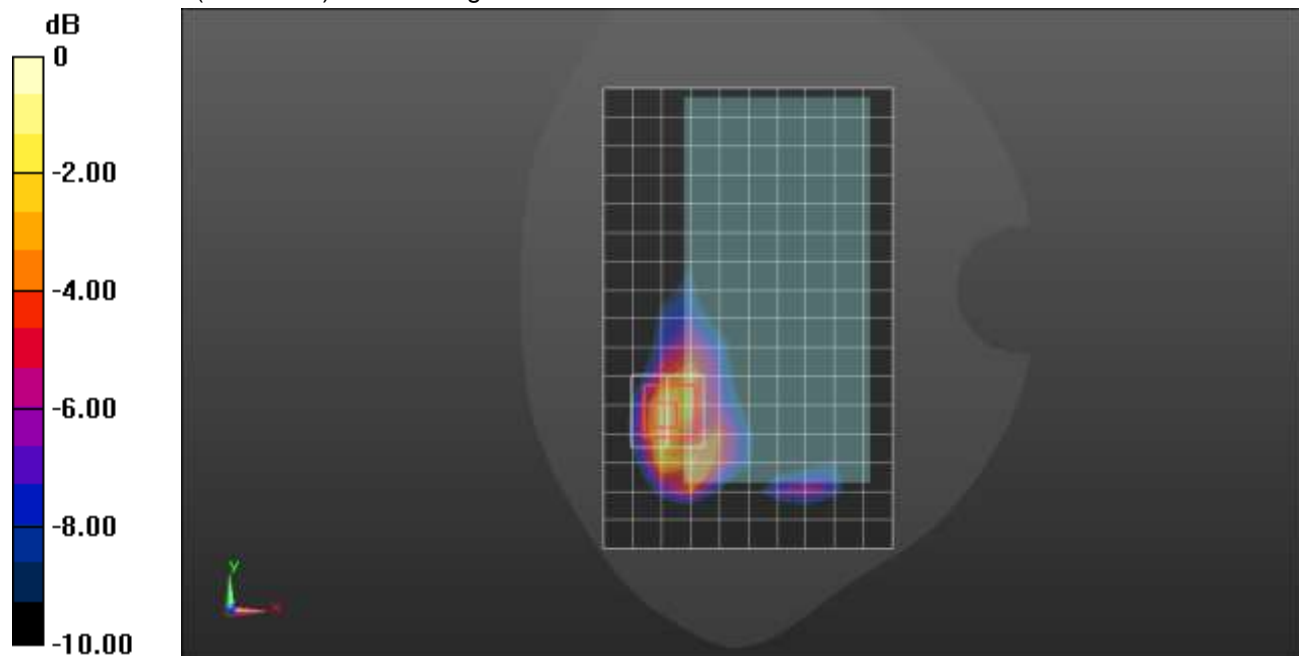
Peak SAR (extrapolated) = 1.61 W/kg

SAR(1 g) = 0.670 W/kg; SAR(10 g) = 0.295 W/kg

Smallest distance from peaks to all points 3 dB below = 7.8 mm

Ratio of SAR at M2 to SAR at M1 = 42%

Maximum value of SAR (measured) = 1.21 W/kg



0 dB = 1.21 W/kg = 0.83 dBW/kg

LTE Band 7 ANT 1

Frequency: 2560 MHz; Duty Cycle: 1:1; Room Ambient Temperature: 24.0°C; Liquid Temperature: 23.0°C

Medium parameters used: $f = 2560$ MHz; $\sigma = 1.938$ S/m; $\epsilon_r = 38.434$; $\rho = 1000$ kg/m³

DASY5 Configuration:

- Area Scan Setting: Find Secondary Maximum Within: 2.0 dB and with a peak SAR value greater than 0.0012W/kg
- Electronics: DAE4 Sn1472; Calibrated: 1/28/2021
- Probe: EX3DV4 - SN7587; ConvF(7.33, 7.33, 7.33) @ 2560 MHz; Calibrated: 4/27/2021
- Sensor-Surface: 1.4mm (Mechanical Surface Detection (Locations From Previous Scan Used)), Sensor-Surface: 1.4mm (Mechanical Surface Detection)
- Phantom: Twin-SAM V5.0 (30deg probe tilt); Type: QD 000 P40 CD; Serial: 1629

Edge 2/QPSK RB 1,49 Ch 21350/Area Scan (9x17x1): Measurement grid: dx=12mm, dy=12mm

Maximum value of SAR (measured) = 1.38 W/kg

Edge 2/QPSK RB 1,49 Ch 21350/Zoom Scan (7x7x7)/Cube 0: Measurement grid: dx=5mm, dy=5mm, dz=5mm

Reference Value = 24.45 V/m; Power Drift = -0.02 dB

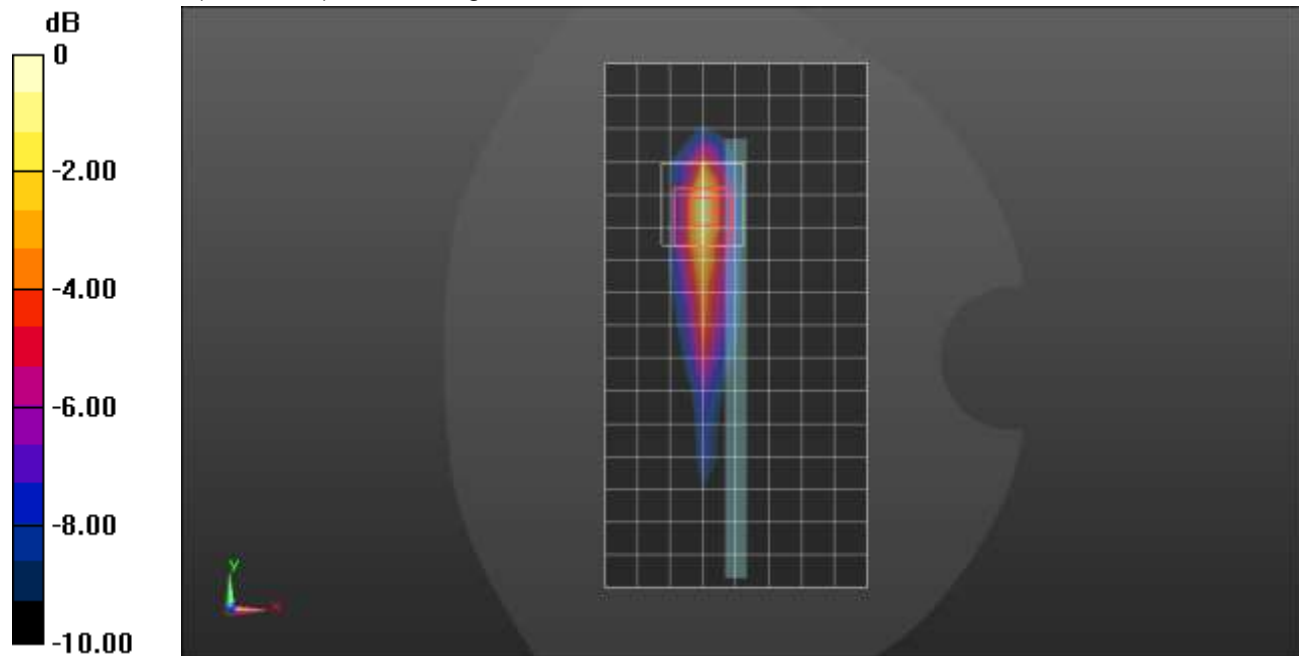
Peak SAR (extrapolated) = 1.88 W/kg

SAR(1 g) = 0.799 W/kg; SAR(10 g) = 0.326 W/kg

Smallest distance from peaks to all points 3 dB below = 7 mm

Ratio of SAR at M2 to SAR at M1 = 43.4%

Maximum value of SAR (measured) = 1.46 W/kg



0 dB = 1.46 W/kg = 1.64 dBW/kg

LTE Band 7 ANT 2

Frequency: 2560 MHz; Duty Cycle: 1:1; Room Ambient Temperature: 24.0°C; Liquid Temperature: 23.0°C

Medium parameters used: $f = 2560$ MHz; $\sigma = 1.97$ S/m; $\epsilon_r = 38.467$; $\rho = 1000$ kg/m³

DASY5 Configuration:

- Area Scan Setting: Find Secondary Maximum Within: 2.0 dB and with a peak SAR value greater than 0.0012W/kg
- Electronics: DAE4 Sn1239; Calibrated: 7/29/2020
- Probe: EX3DV4 - SN7498; ConvF(7.66, 7.66, 7.66) @ 2560 MHz; Calibrated: 3/18/2021
- Sensor-Surface: 1.4mm (Mechanical Surface Detection)
- Phantom: Twin-SAM V8.0 (20deg probe tilt); Type: QD 000 P41 Ax; Serial: xxxx

LHS/Touch_QPSK RB 50,24 Ch 21350/Area Scan (10x17x1): Measurement grid: dx=12mm, dy=12mm

Maximum value of SAR (measured) = 1.02 W/kg

LHS/Touch_QPSK RB 50,24 Ch 21350/Zoom Scan (7x7x7)/Cube 0: Measurement grid: dx=5mm, dy=5mm, dz=5mm

Reference Value = 21.92 V/m; Power Drift = 0.04 dB

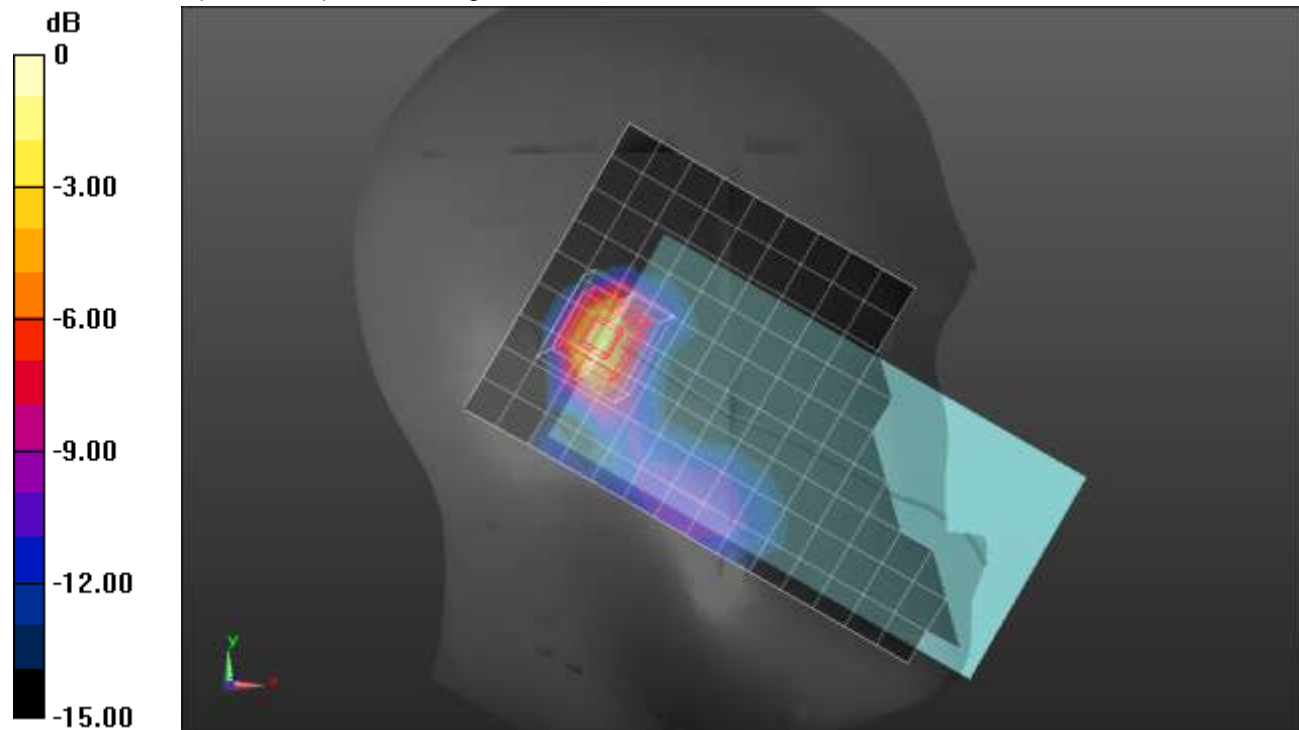
Peak SAR (extrapolated) = 1.82 W/kg

SAR(1 g) = 0.802 W/kg; SAR(10 g) = 0.312 W/kg

Smallest distance from peaks to all points 3 dB below = 6 mm

Ratio of SAR at M2 to SAR at M1 = 48%

Maximum value of SAR (measured) = 1.42 W/kg



0 dB = 1.42 W/kg = 1.52 dBW/kg

LTE Band 7 ANT 2

Frequency: 2560 MHz; Duty Cycle: 1:1; Room Ambient Temperature: 24.0°C; Liquid Temperature: 23.0°C

Medium parameters used: $f = 2560$ MHz; $\sigma = 1.927$ S/m; $\epsilon_r = 38.452$; $\rho = 1000$ kg/m³

DASY5 Configuration:

- Area Scan Setting: Find Secondary Maximum Within: 2.0 dB and with a peak SAR value greater than 0.0012W/kg
- Electronics: DAE4 Sn1239; Calibrated: 7/29/2020
- Probe: EX3DV4 - SN7498; ConvF(7.66, 7.66, 7.66) @ 2560 MHz; Calibrated: 3/18/2021
- Sensor-Surface: 1.4mm (Mechanical Surface Detection)
- Phantom: Twin-SAM V8.0 (20deg probe tilt); Type: QD 000 P41 Ax; Serial: xxxx

Rear/QPSK RB 50,24 Ch 21350/Area Scan (10x17x1): Measurement grid: dx=12mm, dy=12mm

Maximum value of SAR (measured) = 1.40 W/kg

Rear/QPSK RB 50,24 Ch 21350/Zoom Scan (7x7x7)/Cube 0: Measurement grid: dx=5mm, dy=5mm, dz=5mm

Reference Value = 24.71 V/m; Power Drift = 0.06 dB

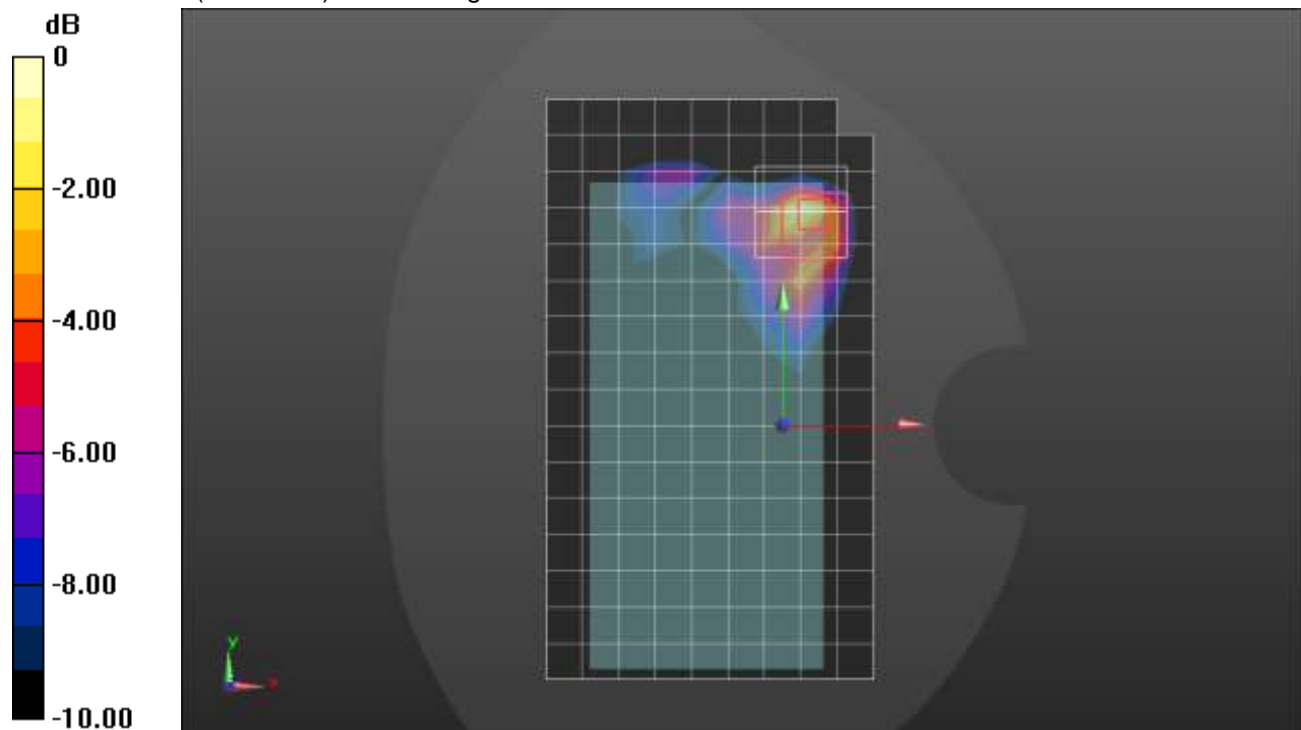
Peak SAR (extrapolated) = 1.92 W/kg

SAR(1 g) = 0.760 W/kg; SAR(10 g) = 0.300 W/kg

Smallest distance from peaks to all points 3 dB below = 5 mm

Ratio of SAR at M2 to SAR at M1 = 42.4%

Maximum value of SAR (measured) = 1.43 W/kg



0 dB = 1.43 W/kg = 1.55 dBW/kg

LTE Band 7 ANT 2

Frequency: 2560 MHz; Duty Cycle: 1:1; Room Ambient Temperature: 24.0°C; Liquid Temperature: 23.0°C

Medium parameters used: $f = 2560$ MHz; $\sigma = 1.927$ S/m; $\epsilon_r = 38.452$; $\rho = 1000$ kg/m³

DASY5 Configuration:

- Area Scan Setting: Find Secondary Maximum Within: 2.0 dB and with a peak SAR value greater than 0.0012W/kg
- Electronics: DAE4 Sn1239; Calibrated: 7/29/2020
- Probe: EX3DV4 - SN7498; ConvF(7.66, 7.66, 7.66) @ 2560 MHz; Calibrated: 3/18/2021
- Sensor-Surface: 1.4mm (Mechanical Surface Detection)
- Phantom: Twin-SAM V8.0 (20deg probe tilt); Type: QD 000 P41 Ax; Serial: xxxx

Edge 4/QPSK RB 50,24 Ch 21350/Area Scan (9x17x1): Measurement grid: dx=12mm, dy=12mm

Maximum value of SAR (measured) = 0.905 W/kg

Edge 4/QPSK RB 50,24 Ch 21350/Zoom Scan (7x7x7)/Cube 0: Measurement grid: dx=5mm, dy=5mm, dz=5mm

Reference Value = 19.23 V/m; Power Drift = 0.15 dB

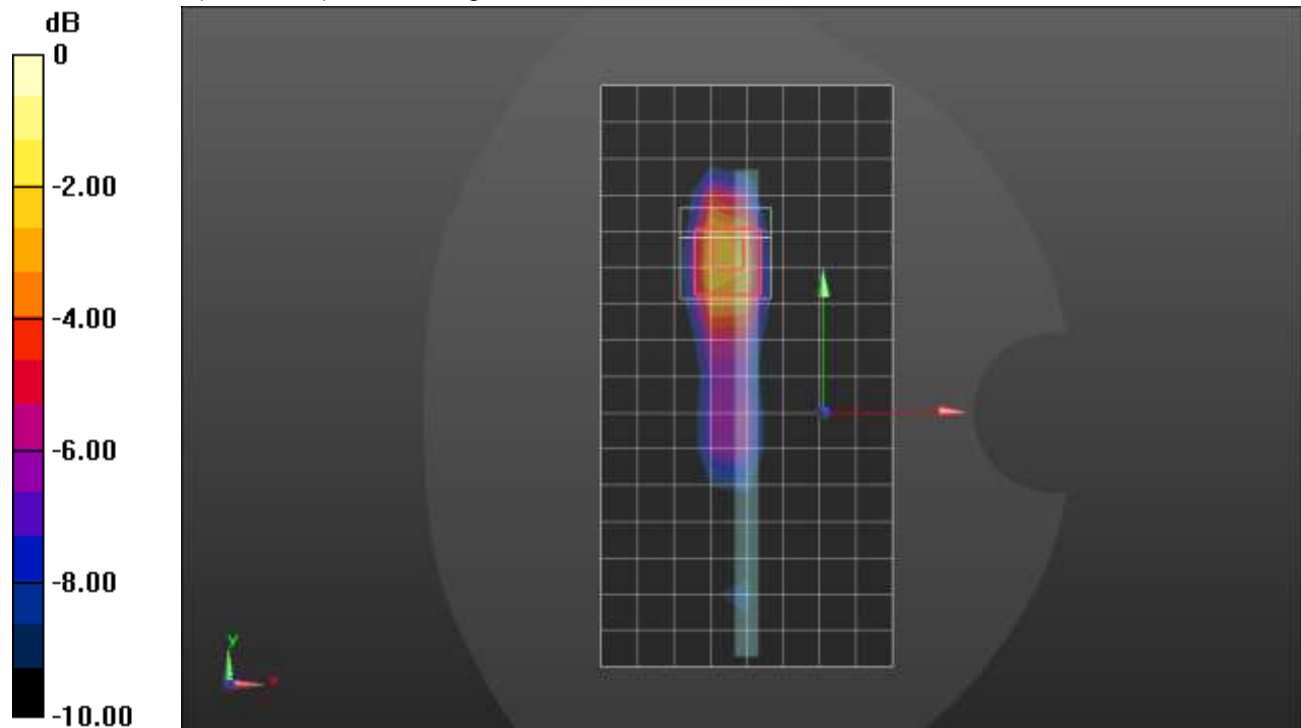
Peak SAR (extrapolated) = 1.79 W/kg

SAR(1 g) = 0.778 W/kg; SAR(10 g) = 0.341 W/kg

Smallest distance from peaks to all points 3 dB below = 7 mm

Ratio of SAR at M2 to SAR at M1 = 43.7%

Maximum value of SAR (measured) = 1.39 W/kg



0 dB = 1.39 W/kg = 1.43 dBW/kg

LTE Band 7 ANT 3

Frequency: 2535 MHz; Duty Cycle: 1:1; Room Ambient Temperature: 24.0°C; Liquid Temperature: 23.0°C
 Medium parameters used: $f = 2535 \text{ MHz}$; $\sigma = 1.849 \text{ S/m}$; $\epsilon_r = 38.002$; $\rho = 1000 \text{ kg/m}^3$

DASY5 Configuration:

- Area Scan Setting: Find Secondary Maximum Within: 2.0 dB and with a peak SAR value greater than 0.0012W/kg
- Electronics: DAE4 Sn1239; Calibrated: 7/29/2020
- Probe: EX3DV4 - SN7498; ConvF(7.66, 7.66, 7.66) @ 2535 MHz; Calibrated: 3/18/2021
- Sensor-Surface: 1.4mm (Mechanical Surface Detection)
- Phantom: Twin-SAM V8.0 (20deg probe tilt); Type: QD 000 P41 Ax; Serial: xxxx

LHS/Touch_QPSK RB 50,24 Ch 21100/Area Scan (11x17x1): Measurement grid: $dx=12\text{mm}$, $dy=12\text{mm}$
 Maximum value of SAR (measured) = 0.506 W/kg

LHS/Touch_QPSK RB 50,24 Ch 21100/Zoom Scan (7x7x7)/Cube 0: Measurement grid: $dx=5\text{mm}$, $dy=5\text{mm}$, $dz=5\text{mm}$

Reference Value = 15.94 V/m; Power Drift = 0.02 dB

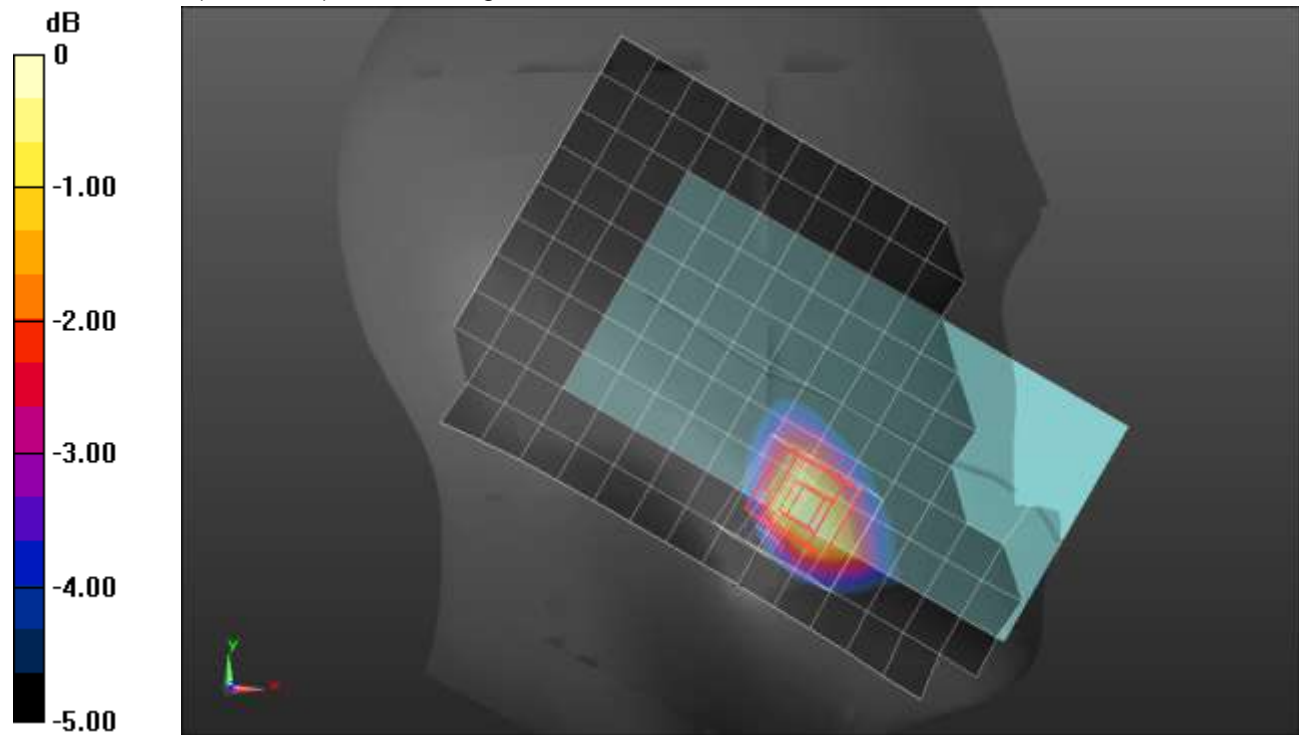
Peak SAR (extrapolated) = 0.611 W/kg

SAR(1 g) = 0.353 W/kg; SAR(10 g) = 0.197 W/kg

Smallest distance from peaks to all points 3 dB below = 11.2 mm

Ratio of SAR at M2 to SAR at M1 = 57.4%

Maximum value of SAR (measured) = 0.513 W/kg



0 dB = 0.513 W/kg = -2.90 dBW/kg

LTE Band 7 ANT 3

Frequency: 2535 MHz; Duty Cycle: 1:1; Room Ambient Temperature: 24.0°C; Liquid Temperature: 23.0°C
 Medium parameters used: $f = 2535 \text{ MHz}$; $\sigma = 1.914 \text{ S/m}$; $\epsilon_r = 38.379$; $\rho = 1000 \text{ kg/m}^3$

DASY5 Configuration:

- Area Scan Setting: Find Secondary Maximum Within: 2.0 dB and with a peak SAR value greater than 0.0012W/kg
- Electronics: DAE4 Sn1472; Calibrated: 1/28/2021
- Probe: EX3DV4 - SN7587; ConvF(7.33, 7.33, 7.33) @ 2535 MHz; Calibrated: 4/27/2021
- Sensor-Surface: 1.4mm (Mechanical Surface Detection)
- Phantom: Twin-SAM V5.0 (30deg probe tilt); Type: QD 000 P40 CD; Serial: 1629

Rear/QPSK RB 50,24 Ch 21100/Area Scan (11x17x1): Measurement grid: dx=12mm, dy=12mm
 Maximum value of SAR (measured) = 1.11 W/kg

Rear/QPSK RB 50,24 Ch 21100/Zoom Scan (7x7x7)/Cube 0: Measurement grid: dx=5mm, dy=5mm, dz=5mm

Reference Value = 22.12 V/m; Power Drift = 0.02 dB

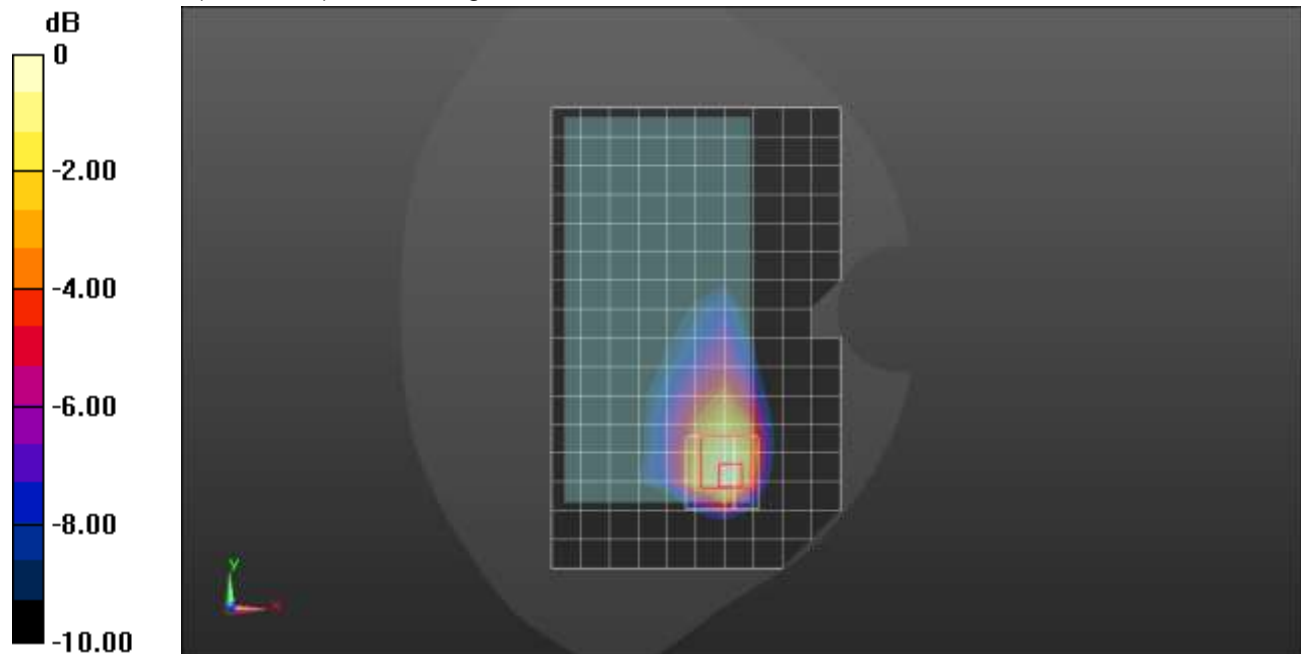
Peak SAR (extrapolated) = 1.47 W/kg

SAR(1 g) = 0.652 W/kg; SAR(10 g) = 0.344 W/kg

Smallest distance from peaks to all points 3 dB below = 7.1 mm

Ratio of SAR at M2 to SAR at M1 = 43.9%

Maximum value of SAR (measured) = 1.09 W/kg



0 dB = 1.09 W/kg = 0.37 dBW/kg

LTE Band 7 ANT 3

Frequency: 2560 MHz; Duty Cycle: 1:1; Room Ambient Temperature: 24.0°C; Liquid Temperature: 23.0°C
 Medium parameters used: $f = 2560$ MHz; $\sigma = 1.938$ S/m; $\epsilon_r = 38.434$; $\rho = 1000$ kg/m³

DASY5 Configuration:

- Area Scan Setting: Find Secondary Maximum Within: 2.0 dB and with a peak SAR value greater than 0.0012W/kg
- Electronics: DAE4 Sn1472; Calibrated: 1/28/2021
- Probe: EX3DV4 - SN7587; ConvF(7.33, 7.33, 7.33) @ 2560 MHz; Calibrated: 4/27/2021
- Sensor-Surface: 1.4mm (Mechanical Surface Detection (Locations From Previous Scan Used)), Sensor-Surface: 1.4mm (Mechanical Surface Detection)
- Phantom: Twin-SAM V5.0 (30deg probe tilt); Type: QD 000 P40 CD; Serial: 1629

Edge 4/QPSK RB 50,24 Ch 21350/Area Scan (9x17x1): Measurement grid: dx=12mm, dy=12mm
 Maximum value of SAR (measured) = 1.26 W/kg

Edge 4/QPSK RB 50,24 Ch 21350/Zoom Scan (7x7x7)/Cube 0: Measurement grid: dx=5mm, dy=5mm, dz=5mm

Reference Value = 24.16 V/m; Power Drift = -0.07 dB

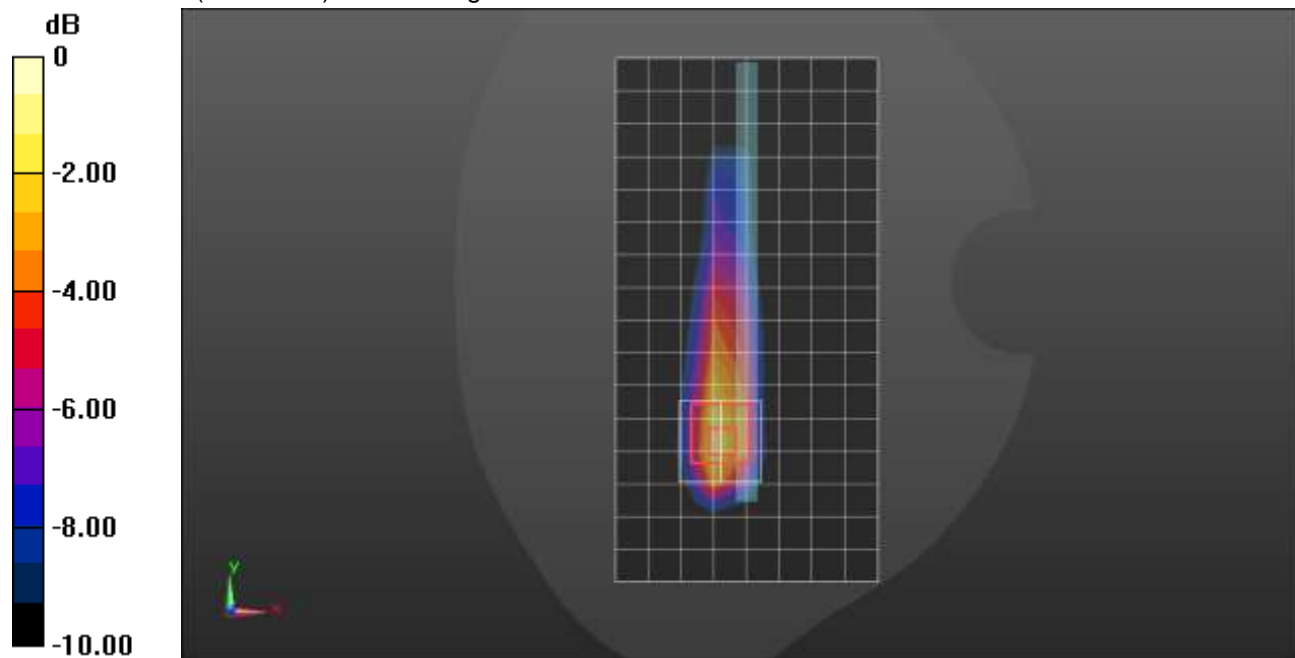
Peak SAR (extrapolated) = 1.88 W/kg

SAR(1 g) = 0.845 W/kg; SAR(10 g) = 0.375 W/kg

Smallest distance from peaks to all points 3 dB below = 7.3 mm

Ratio of SAR at M2 to SAR at M1 = 44.2%

Maximum value of SAR (measured) = 1.46 W/kg



0 dB = 1.46 W/kg = 1.64 dBW/kg

LTE Band 7 ANT 4

Frequency: 2510 MHz; Duty Cycle: 1:1; Room Ambient Temperature: 24.0°C; Liquid Temperature: 23.0°C
 Medium parameters used: $f = 2510 \text{ MHz}$; $\sigma = 1.892 \text{ S/m}$; $\epsilon_r = 38.479$; $\rho = 1000 \text{ kg/m}^3$

DASY5 Configuration:

- Area Scan Setting: Find Secondary Maximum Within: 2.0 dB and with a peak SAR value greater than 0.0012W/kg
- Electronics: DAE4 Sn1239; Calibrated: 7/29/2020
- Probe: EX3DV4 - SN7498; ConvF(7.66, 7.66, 7.66) @ 2510 MHz; Calibrated: 3/18/2021
- Sensor-Surface: 1.4mm (Mechanical Surface Detection), Sensor-Surface: 4mm (Mechanical Surface Detection)
- Phantom: Twin-SAM V8.0 (20deg probe tilt); Type: QD 000 P41 Ax; Serial: xxxx

LHS/Touch_QPSK RB 50,24 Ch 20850/Area Scan (11x18x1): Measurement grid: dx=12mm, dy=12mm
 Maximum value of SAR (measured) = 1.31 W/kg

LHS/Touch_QPSK RB 50,24 Ch 20850/Zoom Scan (7x7x7)/Cube 0: Measurement grid: dx=5mm, dy=5mm, dz=5mm

Reference Value = 23.34 V/m; Power Drift = 0.07 dB

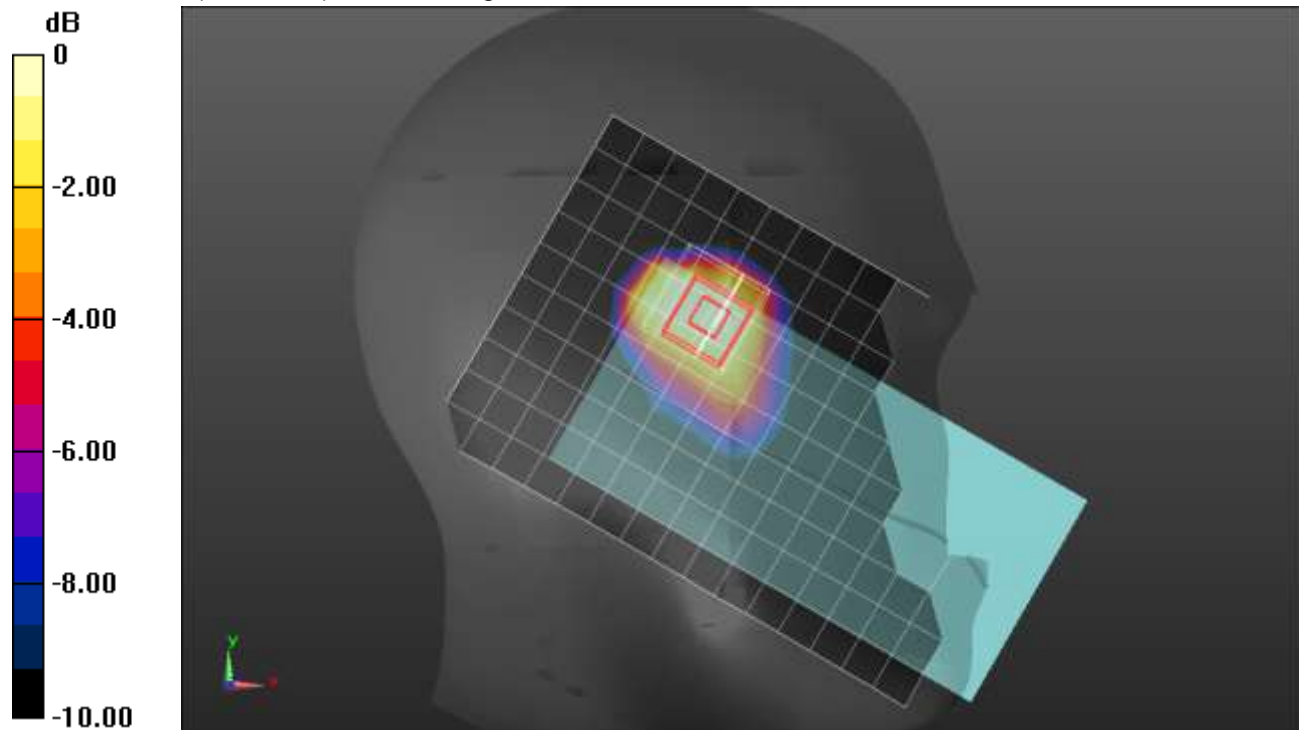
Peak SAR (extrapolated) = 1.68 W/kg

SAR(1 g) = 0.890 W/kg; SAR(10 g) = 0.446 W/kg

Smallest distance from peaks to all points 3 dB below = 11.5 mm

Ratio of SAR at M2 to SAR at M1 = 62.3%

Maximum value of SAR (measured) = 0.995 W/kg



0 dB = 0.995 W/kg = -0.02 dBW/kg

LTE Band 7 ANT 4

Frequency: 2510 MHz; Duty Cycle: 1:1; Room Ambient Temperature: 24.0°C; Liquid Temperature: 23.0°C
 Medium parameters used: $f = 2510 \text{ MHz}$; $\sigma = 1.892 \text{ S/m}$; $\epsilon_r = 38.479$; $\rho = 1000 \text{ kg/m}^3$

DASY5 Configuration:

- Area Scan Setting: Find Secondary Maximum Within: 2.0 dB and with a peak SAR value greater than 0.0012W/kg
- Electronics: DAE4 Sn1239; Calibrated: 7/29/2020
- Probe: EX3DV4 - SN7498; ConvF(7.66, 7.66, 7.66) @ 2510 MHz; Calibrated: 3/18/2021
- Sensor-Surface: 1.4mm (Mechanical Surface Detection)
- Phantom: Twin-SAM V8.0 (20deg probe tilt); Type: QD 000 P41 Ax; Serial: xxxx

Rear/QPSK RB 50,24 Ch 20850/Area Scan (11x18x1): Measurement grid: $dx=12\text{mm}$, $dy=12\text{mm}$
 Maximum value of SAR (measured) = 1.20 W/kg

Rear/QPSK RB 50,24 Ch 20850/Zoom Scan (7x9x7)/Cube 0: Measurement grid: $dx=5\text{mm}$, $dy=5\text{mm}$, $dz=5\text{mm}$

Reference Value = 22.63 V/m; Power Drift = 0.09 dB

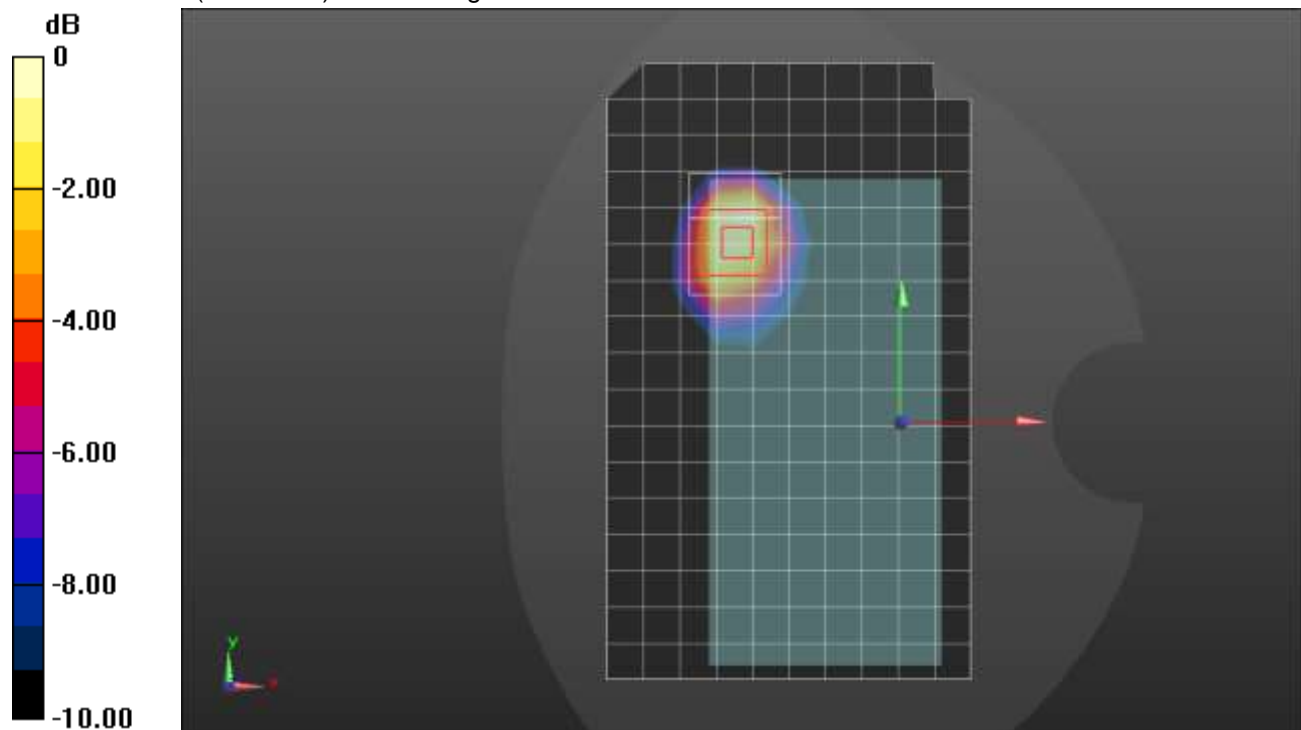
Peak SAR (extrapolated) = 1.77 W/kg

SAR(1 g) = 0.790 W/kg; SAR(10 g) = 0.407 W/kg

Smallest distance from peaks to all points 3 dB below = 9.1 mm

Ratio of SAR at M2 to SAR at M1 = 38.3%

Maximum value of SAR (measured) = 1.34 W/kg



0 dB = 1.34 W/kg = 1.27 dBW/kg

LTE Band 12 ANT 1

Frequency: 707.5 MHz; Duty Cycle: 1:1; Room Ambient Temperature: 24.0°C; Liquid Temperature: 23.0°C
 Medium parameters used (interpolated): $f = 707.5 \text{ MHz}$; $\sigma = 0.928 \text{ S/m}$; $\epsilon_r = 40.915$; $\rho = 1000 \text{ kg/m}^3$

DASY5 Configuration:

- Area Scan Setting: Find Secondary Maximum Within: 2.0 dB and with a peak SAR value greater than 0.0012W/kg
- Electronics: DAE4 Sn1434; Calibrated: 10/12/2020
- Probe: EX3DV4 - SN3686; ConvF(9.83, 9.83, 9.83); Calibrated: 9/21/2020;
- Sensor-Surface: 1.4mm (Mechanical Surface Detection)
- Phantom: SAM B with CRP; Type: SAM; Serial: 1751

RHS/Touch_QPSK RB 1,25 Ch 23095/Area Scan (7x13x1): Measurement grid: dx=15mm, dy=15mm

[Info: Interpolated medium parameters used for SAR evaluation.](#)

Maximum value of SAR (measured) = 0.211 W/kg

RHS/Touch_QPSK RB 1,25 Ch 23095/Zoom Scan (6x6x7)/Cube 0: Measurement grid: dx=8mm, dy=8mm, dz=5mm


Reference Value = 14.839 V/m; Power Drift = -0.05 dB

Peak SAR (extrapolated) = 0.239 W/kg

SAR(1 g) = 0.186 W/kg; SAR(10 g) = 0.145 W/kg

[Info: Interpolated medium parameters used for SAR evaluation.](#)

Maximum value of SAR (measured) = 0.220 W/kg



0 dB = 0.220 W/kg = -6.58 dBW/kg

LTE Band 12 ANT 1

Frequency: 707.5 MHz; Duty Cycle: 1:1; Room Ambient Temperature: 24.0°C; Liquid Temperature: 23.0°C
 Medium parameters used (interpolated): $f = 707.5 \text{ MHz}$; $\sigma = 0.886 \text{ S/m}$; $\epsilon_r = 41.814$; $\rho = 1000 \text{ kg/m}^3$

DASY5 Configuration:

- Area Scan Setting: Find Secondary Maximum Within: 2.0 dB and with a peak SAR value greater than 0.0012W/kg
- Electronics: DAE4 Sn1434; Calibrated: 10/12/2020
- Probe: EX3DV4 - SN3686; ConvF(9.83, 9.83, 9.83); Calibrated: 9/21/2020;
- Sensor-Surface: 1.4mm (Mechanical Surface Detection)
- Phantom: SAM B with CRP; Type: SAM; Serial: 1751

Rear/QPSK RB 1,25 Ch 23095/Area Scan (8x13x1): Measurement grid: dx=15mm, dy=15mm

[Info: Interpolated medium parameters used for SAR evaluation.](#)

Maximum value of SAR (measured) = 0.821 W/kg

Rear/QPSK RB 1,25 Ch 23095/Zoom Scan (5x5x7)/Cube 0: Measurement grid: dx=8mm, dy=8mm, dz=5mm

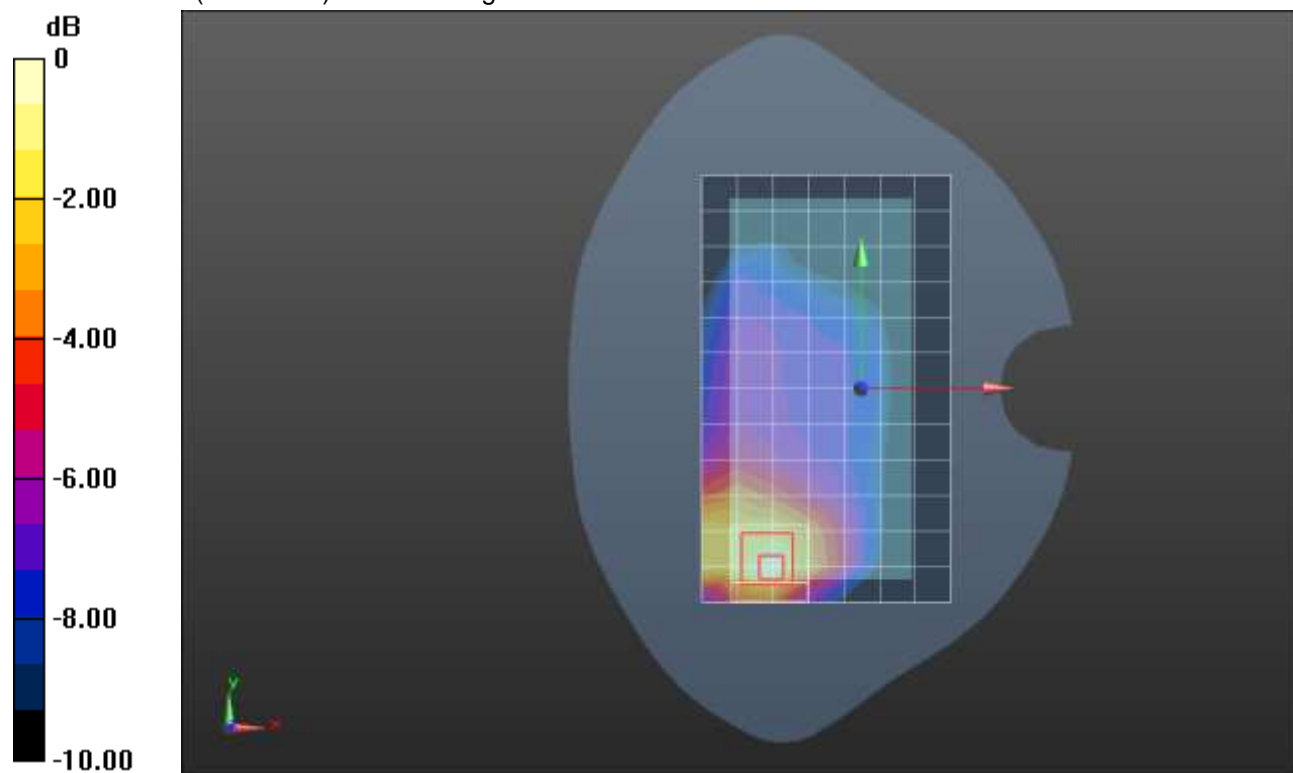
Reference Value = 27.689 V/m; Power Drift = 0.03 dB

Peak SAR (extrapolated) = 1.06 W/kg

SAR(1 g) = 0.500 W/kg; SAR(10 g) = 0.286 W/kg

[Info: Interpolated medium parameters used for SAR evaluation.](#)

Maximum value of SAR (measured) = 0.780 W/kg



0 dB = 0.780 W/kg = -1.08 dBW/kg

LTE Band 12 ANT 1

Frequency: 707.5 MHz; Duty Cycle: 1:1; Room Ambient Temperature: 24.0°C; Liquid Temperature: 23.0°C
 Medium parameters used (interpolated): $f = 707.5 \text{ MHz}$; $\sigma = 0.886 \text{ S/m}$; $\epsilon_r = 41.814$; $\rho = 1000 \text{ kg/m}^3$

DASY5 Configuration:

- Area Scan Setting: Find Secondary Maximum Within: 2.0 dB and with a peak SAR value greater than 0.0012W/kg
- Electronics: DAE4 Sn1434; Calibrated: 10/12/2020
- Probe: EX3DV4 - SN3686; ConvF(9.83, 9.83, 9.83); Calibrated: 9/21/2020;
- Sensor-Surface: 1.4mm (Mechanical Surface Detection)
- Phantom: SAM B with CRP; Type: SAM; Serial: 1751

Edge 2/QPSK RB 1,25 Ch 23095/Area Scan (6x13x1): Measurement grid: dx=15mm, dy=15mm

[Info: Interpolated medium parameters used for SAR evaluation.](#)

Maximum value of SAR (measured) = 0.793 W/kg

Edge 2/QPSK RB 1,25 Ch 23095/Zoom Scan (5x5x7)/Cube 0: Measurement grid: dx=8mm, dy=8mm, dz=5mm

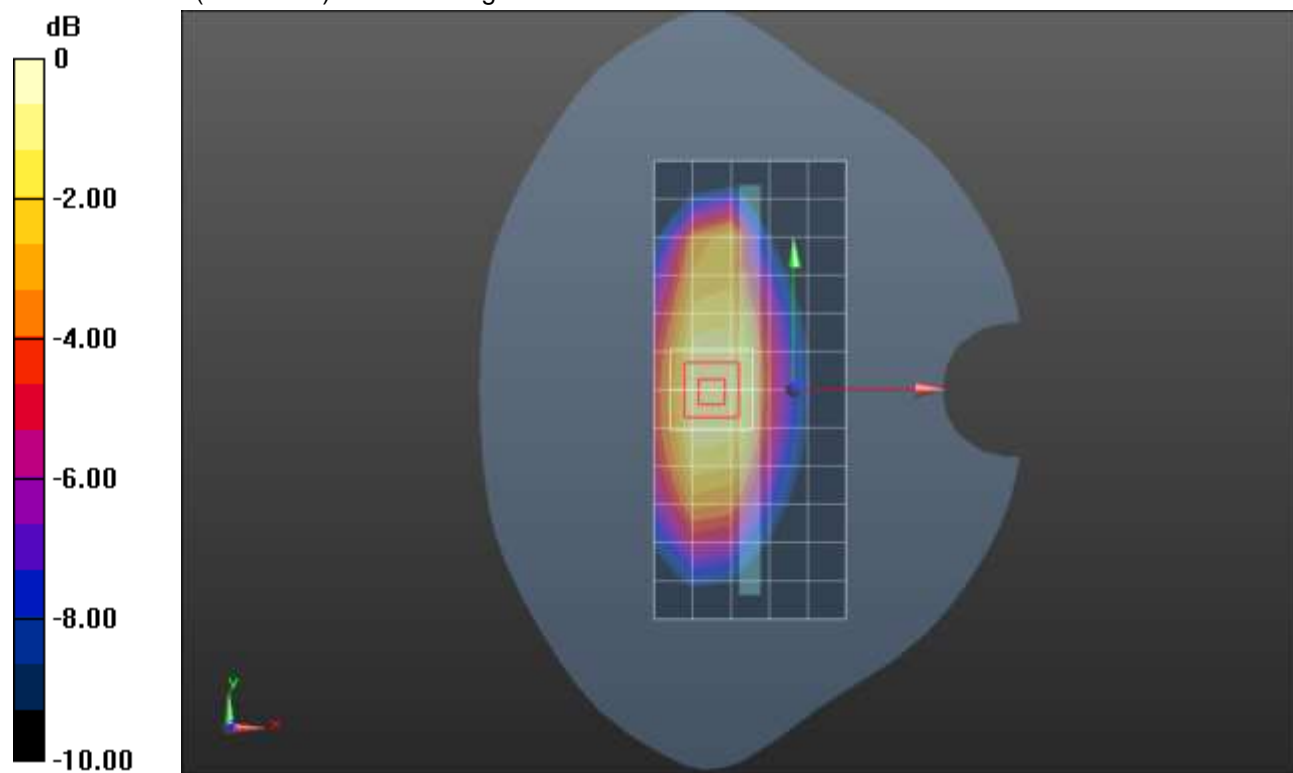
Reference Value = 28.498 V/m; Power Drift = 0.07 dB

Peak SAR (extrapolated) = 1.09 W/kg

SAR(1 g) = 0.673 W/kg; SAR(10 g) = 0.441 W/kg

[Info: Interpolated medium parameters used for SAR evaluation.](#)

Maximum value of SAR (measured) = 0.937 W/kg



0 dB = 0.937 W/kg = -0.28 dBW/kg

LTE Band 12 ANT 2

Frequency: 707.5 MHz; Duty Cycle: 1:1; Room Ambient Temperature: 24.0°C; Liquid Temperature: 23.0°C
 Medium parameters used (interpolated): $f = 707.5$ MHz; $\sigma = 0.922$ S/m; $\epsilon_r = 41.63$; $\rho = 1000$ kg/m³

DASY5 Configuration:

- Area Scan Setting: Find Secondary Maximum Within: 2.0 dB and with a peak SAR value greater than 0.0012W/kg
- Electronics: DAE4 Sn1261; Calibrated: 2/24/2021
- Probe: EX3DV4 - SN7581; ConvF(10.77, 10.77, 10.77) @ 707.5 MHz; Calibrated: 3/1/2021
- Sensor-Surface: 1.4mm (Mechanical Surface Detection)
- Phantom: Twin-SAM V8.0 (30deg probe tilt); Type: QD 000 P41 Ax; Serial: xxxx

RHS/Touch_QPSK RB 1,25 Ch 23095/Area Scan (8x13x1): Measurement grid: dx=15mm, dy=15mm

[Info: Interpolated medium parameters used for SAR evaluation.](#)

Maximum value of SAR (measured) = 0.882 W/kg

RHS/Touch_QPSK RB 1,25 Ch 23095/Zoom Scan (6x6x7)/Cube 0: Measurement grid: dx=8mm, dy=8mm, dz=5mm

Reference Value = 29.22 V/m; Power Drift = -0.01 dB

Peak SAR (extrapolated) = 1.60 W/kg

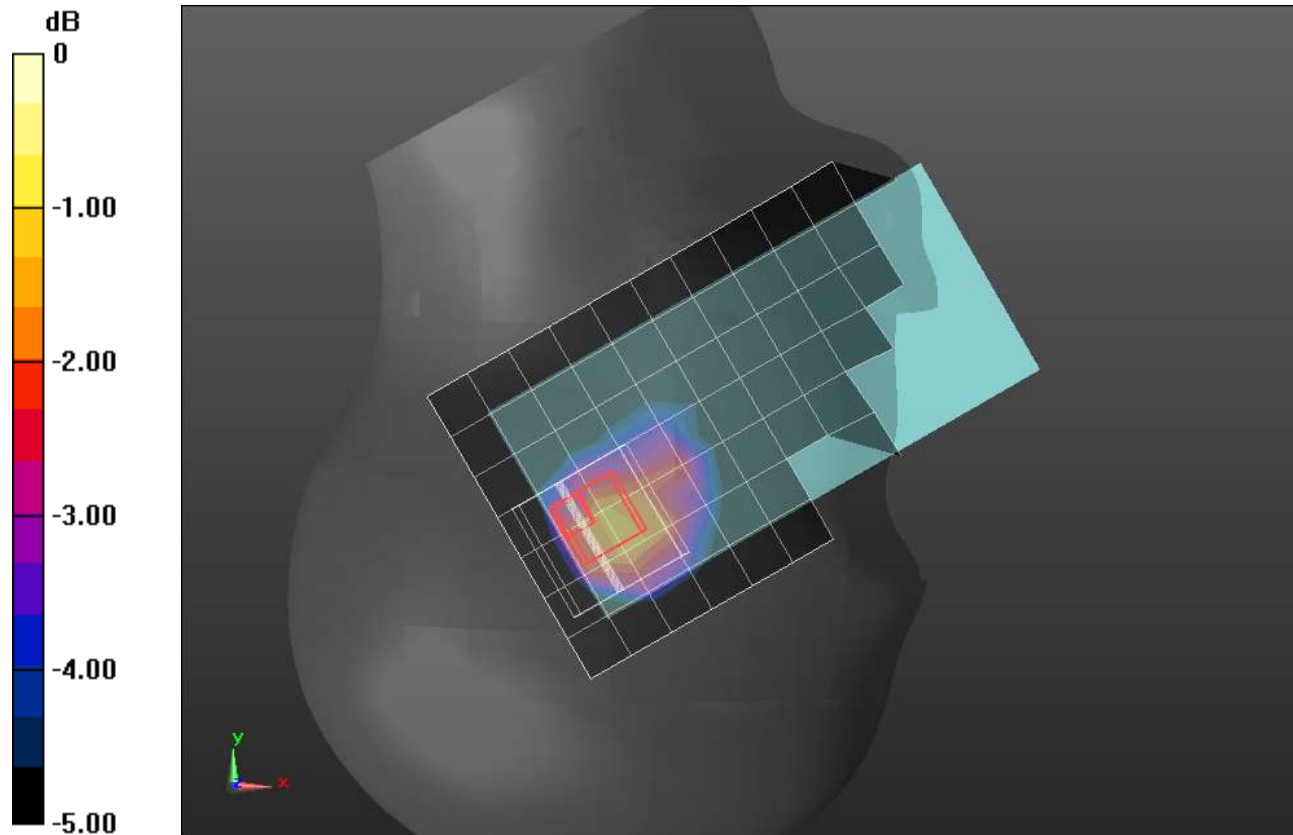
SAR(1 g) = 0.785 W/kg; SAR(10 g) = 0.481 W/kg

Smallest distance from peaks to all points 3 dB below = 11.2 mm

Ratio of SAR at M2 to SAR at M1 = 49.5%

[Info: Interpolated medium parameters used for SAR evaluation.](#)

Maximum value of SAR (measured) = 1.25 W/kg



0 dB = 1.25 W/kg = 0.97 dBW/kg

LTE Band 12 ANT 2

Frequency: 707.5 MHz; Duty Cycle: 1:1; Room Ambient Temperature: 24.0°C; Liquid Temperature: 23.0°C
 Medium parameters used (interpolated): $f = 707.5$ MHz; $\sigma = 0.922$ S/m; $\epsilon_r = 41.63$; $\rho = 1000$ kg/m³

DASY5 Configuration:

- Area Scan Setting: Find Secondary Maximum Within: 2.0 dB and with a peak SAR value greater than 0.0012W/kg
- Electronics: DAE4 Sn1261; Calibrated: 2/24/2021
- Probe: EX3DV4 - SN7581; ConvF(10.77, 10.77, 10.77) @ 707.5 MHz; Calibrated: 3/1/2021
- Sensor-Surface: 1.4mm (Mechanical Surface Detection)
- Phantom: Twin-SAM V8.0 (30deg probe tilt); Type: QD 000 P41 Ax; Serial: xxxx

Rear/QPSK RB 1,25 Ch 23095/Area Scan (8x13x1): Measurement grid: dx=15mm, dy=15mm

[Info: Interpolated medium parameters used for SAR evaluation.](#)

Maximum value of SAR (measured) = 0.644 W/kg

Rear/QPSK RB 1,25 Ch 23095/Zoom Scan (5x5x7)/Cube 0: Measurement grid: dx=8mm, dy=8mm, dz=5mm

Reference Value = 23.77 V/m; Power Drift = -0.16 dB

Peak SAR (extrapolated) = 1.02 W/kg

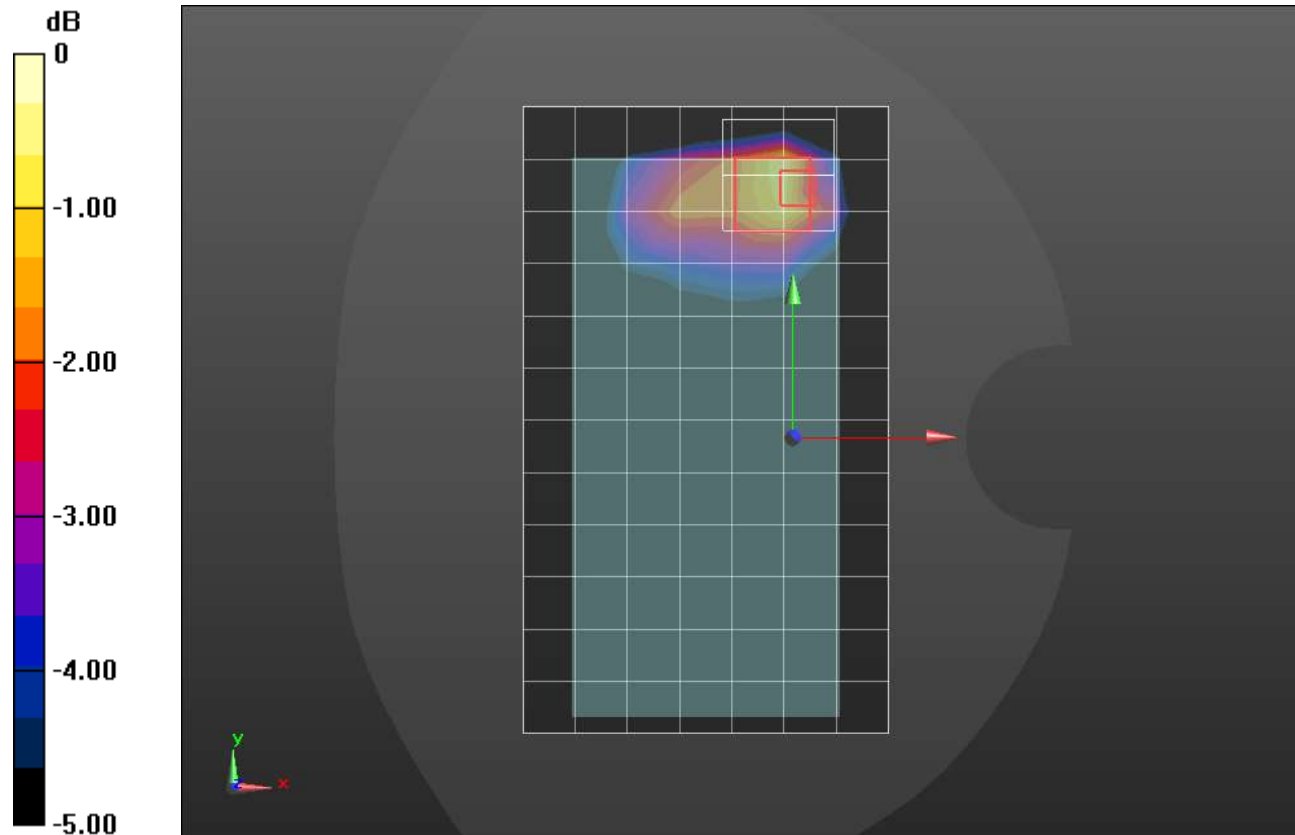
SAR(1 g) = 0.436 W/kg; SAR(10 g) = 0.251 W/kg

Smallest distance from peaks to all points 3 dB below = 10.2 mm

Ratio of SAR at M2 to SAR at M1 = 40.1%

[Info: Interpolated medium parameters used for SAR evaluation.](#)

Maximum value of SAR (measured) = 0.745 W/kg



0 dB = 0.745 W/kg = -1.28 dBW/kg

LTE Band 13 ANT 1

Frequency: 782 MHz; Duty Cycle: 1:1; Room Ambient Temperature: 24.0°C; Liquid Temperature: 23.0°C
 Medium parameters used (interpolated): $f = 782 \text{ MHz}$; $\sigma = 0.98 \text{ S/m}$; $\epsilon_r = 40.942$; $\rho = 1000 \text{ kg/m}^3$

DASY5 Configuration:

- Area Scan Setting: Find Secondary Maximum Within: 2.0 dB and with a peak SAR value greater than 0.0012W/kg
- Electronics: DAE4 Sn1434; Calibrated: 10/12/2020
- Probe: EX3DV4 - SN3686; ConvF(9.83, 9.83, 9.83); Calibrated: 9/21/2020;
- Sensor-Surface: 1.4mm (Mechanical Surface Detection)
- Phantom: SAM B with CRP; Type: SAM; Serial: 1751

RHS/Touch_QPSK RB 1,25 Ch 23230/Area Scan (9x14x1): Measurement grid: dx=15mm, dy=15mm

[Info: Interpolated medium parameters used for SAR evaluation.](#)

Maximum value of SAR (measured) = 0.264 W/kg

RHS/Touch_QPSK RB 1,25 Ch 23230/Zoom Scan (5x5x7)/Cube 0: Measurement grid: dx=8mm, dy=8mm, dz=5mm


Reference Value = 15.885 V/m; Power Drift = -0.03 dB

Peak SAR (extrapolated) = 0.285 W/kg

SAR(1 g) = 0.216 W/kg; SAR(10 g) = 0.165 W/kg

[Info: Interpolated medium parameters used for SAR evaluation.](#)

Maximum value of SAR (measured) = 0.261 W/kg



0 dB = 0.261 W/kg = -5.83 dBW/kg

LTE Band 13 ANT 1

Frequency: 782 MHz; Duty Cycle: 1:1; Room Ambient Temperature: 24.0°C; Liquid Temperature: 23.0°C
 Medium parameters used (interpolated): $f = 782 \text{ MHz}$; $\sigma = 0.91 \text{ S/m}$; $\epsilon_r = 41.338$; $\rho = 1000 \text{ kg/m}^3$

DASY5 Configuration:

- Area Scan Setting: Find Secondary Maximum Within: 2.0 dB and with a peak SAR value greater than 0.0012W/kg
- Electronics: DAE4 Sn1434; Calibrated: 10/12/2020
- Probe: EX3DV4 - SN3686; ConvF(9.83, 9.83, 9.83); Calibrated: 9/21/2020;
- Sensor-Surface: 1.4mm (Mechanical Surface Detection)
- Phantom: SAM B with CRP; Type: SAM; Serial: 1751

Rear/QPSK RB 1,25 Ch 23230 2/Area Scan (9x14x1): Measurement grid: dx=15mm, dy=15mm

[Info: Interpolated medium parameters used for SAR evaluation.](#)

Maximum value of SAR (measured) = 0.888 W/kg

Rear/QPSK RB 1,25 Ch 23230 2/Zoom Scan (5x5x7)/Cube 0: Measurement grid: dx=8mm, dy=8mm, dz=5mm

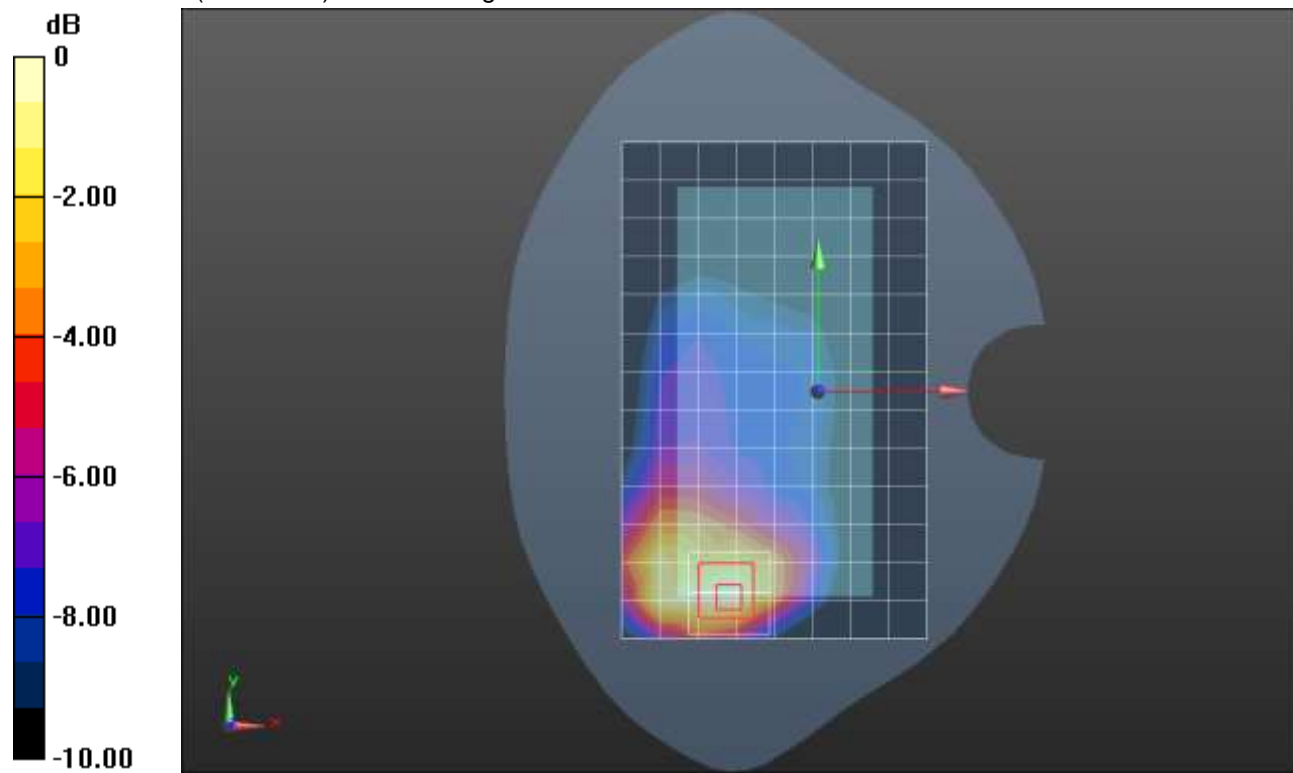
Reference Value = 27.836 V/m; Power Drift = -0.06 dB

Peak SAR (extrapolated) = 1.14 W/kg

SAR(1 g) = 0.564 W/kg; SAR(10 g) = 0.314 W/kg

[Info: Interpolated medium parameters used for SAR evaluation.](#)

Maximum value of SAR (measured) = 0.900 W/kg



0 dB = 0.900 W/kg = -0.46 dBW/kg

LTE Band 13 ANT 2

Frequency: 782 MHz; Duty Cycle: 1:1; Room Ambient Temperature: 24.0°C; Liquid Temperature: 23.0°C
 Medium parameters used (interpolated): $f = 782 \text{ MHz}$; $\sigma = 0.895 \text{ S/m}$; $\epsilon_r = 41.306$; $\rho = 1000 \text{ kg/m}^3$

DASY5 Configuration:

- Area Scan Setting: Find Secondary Maximum Within: 2.0 dB and with a peak SAR value greater than 0.0012W/kg
- Electronics: DAE4 Sn1261; Calibrated: 2/24/2021
- Probe: EX3DV4 - SN7581; ConvF(10.77, 10.77, 10.77) @ 782 MHz; Calibrated: 3/1/2021
- Sensor-Surface: 1.4mm (Mechanical Surface Detection)
- Phantom: Twin-SAM V8.0 (30deg probe tilt); Type: QD 000 P41 Ax; Serial: xxxx

LHS/Touch_QPSK RB 1, 25 Ch 23230/Area Scan (8x14x1): Measurement grid: dx=15mm, dy=15mm

[Info: Interpolated medium parameters used for SAR evaluation.](#)

Maximum value of SAR (measured) = 0.954 W/kg

LHS/Touch_QPSK RB 1, 25 Ch 23230/Zoom Scan (5x5x7)/Cube 0: Measurement grid: dx=8mm, dy=8mm, dz=5mm

Reference Value = 32.11 V/m; Power Drift = 0.03 dB

Peak SAR (extrapolated) = 1.67 W/kg

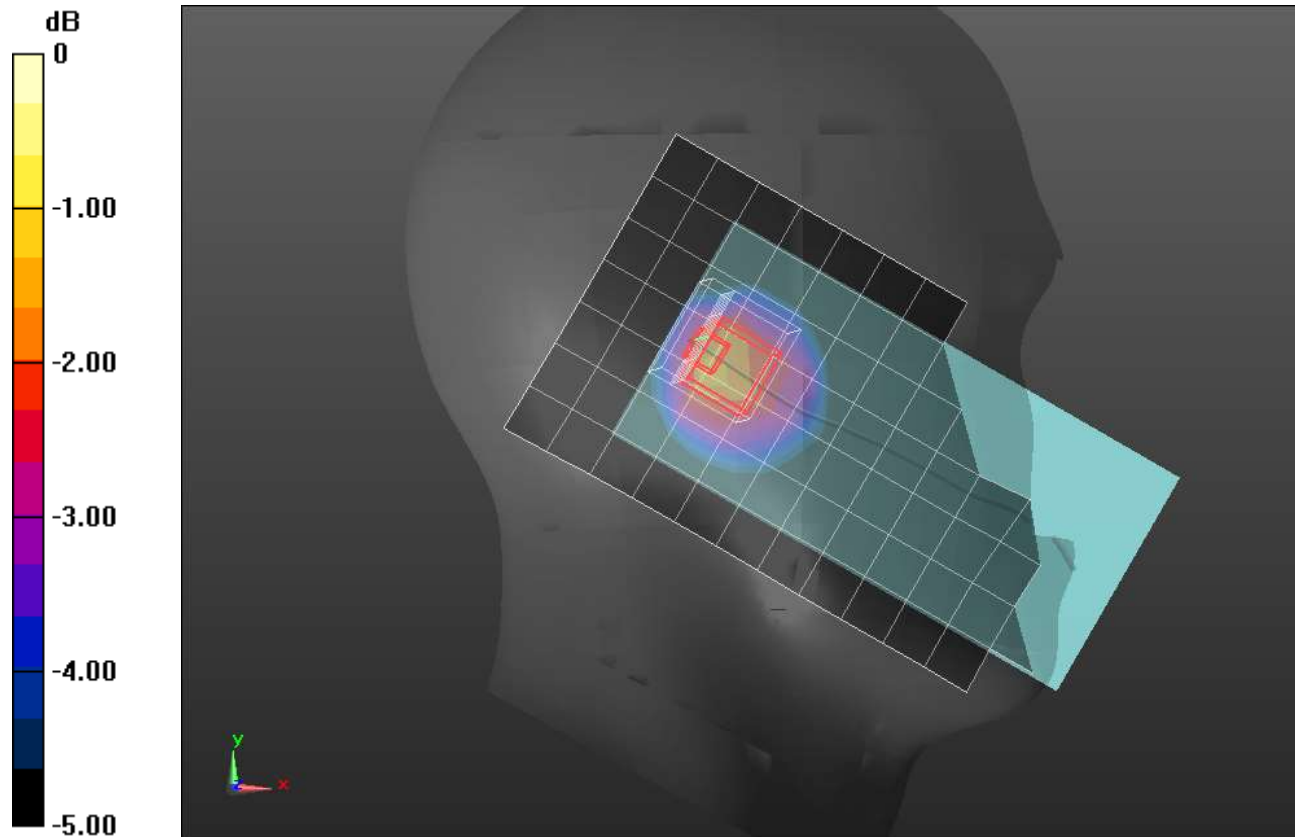
SAR(1 g) = 0.804 W/kg; SAR(10 g) = 0.529 W/kg

Smallest distance from peaks to all points 3 dB below = 9.6 mm

Ratio of SAR at M2 to SAR at M1 = 45.5%

[Info: Interpolated medium parameters used for SAR evaluation.](#)

Maximum value of SAR (measured) = 1.30 W/kg



0 dB = 1.30 W/kg = 1.14 dBW/kg

LTE Band 13 ANT 2

Frequency: 782 MHz; Duty Cycle: 1:1; Room Ambient Temperature: 24.0°C; Liquid Temperature: 23.0°C
 Medium parameters used (interpolated): $f = 782 \text{ MHz}$; $\sigma = 0.895 \text{ S/m}$; $\epsilon_r = 41.306$; $\rho = 1000 \text{ kg/m}^3$

DASY5 Configuration:

- Area Scan Setting: Find Secondary Maximum Within: 2.0 dB and with a peak SAR value greater than 0.0012W/kg
- Electronics: DAE4 Sn1261; Calibrated: 2/24/2021
- Probe: EX3DV4 - SN7581; ConvF(10.77, 10.77, 10.77) @ 782 MHz; Calibrated: 3/1/2021
- Sensor-Surface: 1.4mm (Mechanical Surface Detection)
- Phantom: Twin-SAM V8.0 (30deg probe tilt); Type: QD 000 P41 Ax; Serial: xxxx

Rear/QPSK RB 1,25 Ch 23230/Area Scan (8x13x1): Measurement grid: dx=15mm, dy=15mm

[Info: Interpolated medium parameters used for SAR evaluation.](#)

Maximum value of SAR (measured) = 0.729 W/kg

Rear/QPSK RB 1,25 Ch 23230/Zoom Scan (7x6x7)/Cube 0: Measurement grid: dx=8mm, dy=8mm, dz=5mm

Reference Value = 26.04 V/m; Power Drift = 0.08 dB

Peak SAR (extrapolated) = 1.05 W/kg

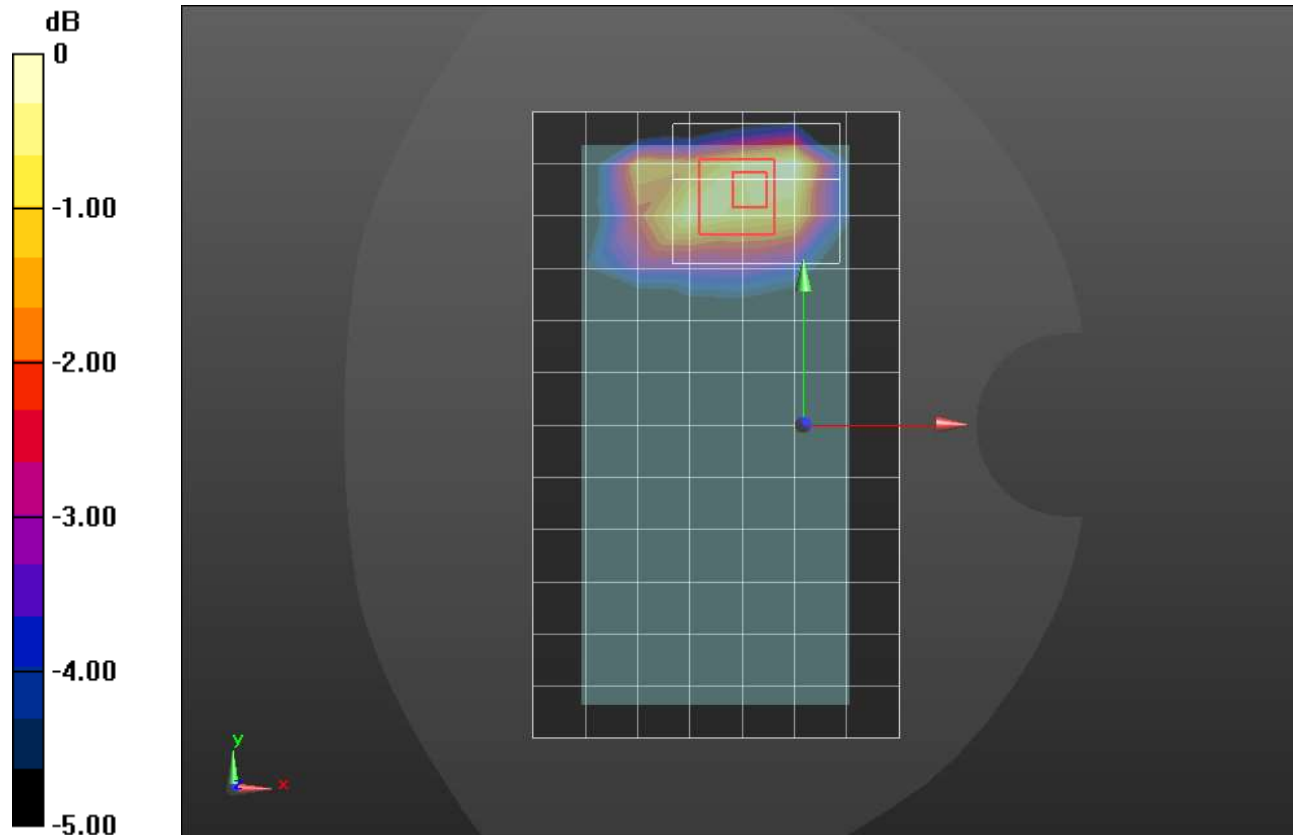
SAR(1 g) = 0.510 W/kg; SAR(10 g) = 0.331 W/kg

Smallest distance from peaks to all points 3 dB below = 10.2 mm

Ratio of SAR at M2 to SAR at M1 = 46.9%

[Info: Interpolated medium parameters used for SAR evaluation.](#)

Maximum value of SAR (measured) = 0.741 W/kg



0 dB = 0.741 W/kg = -1.30 dBW/kg

LTE Band 14 ANT 1

Frequency: 793 MHz; Duty Cycle: 1:1; Room Ambient Temperature: 24.0°C; Liquid Temperature: 23.0°C
 Medium parameters used (interpolated): $f = 793 \text{ MHz}$; $\sigma = 0.875 \text{ S/m}$; $\epsilon_r = 43.679$; $\rho = 1000 \text{ kg/m}^3$

DASY5 Configuration:

- Area Scan Setting: Find Secondary Maximum Within: 2.0 dB and with a peak SAR value greater than 0.0012W/kg
- Electronics: DAE4 Sn1434; Calibrated: 10/12/2020
- Probe: EX3DV4 - SN3686; ConvF(9.83, 9.83, 9.83); Calibrated: 9/21/2020;
- Sensor-Surface: 1.4mm (Mechanical Surface Detection)
- Phantom: SAM B with CRP; Type: SAM; Serial: 1751

RHS/Touch_QPSK RB 1,25 Ch 23330/Area Scan (9x14x1): Measurement grid: dx=15mm, dy=15mm

[Info: Interpolated medium parameters used for SAR evaluation.](#)

Maximum value of SAR (measured) = 0.171 W/kg

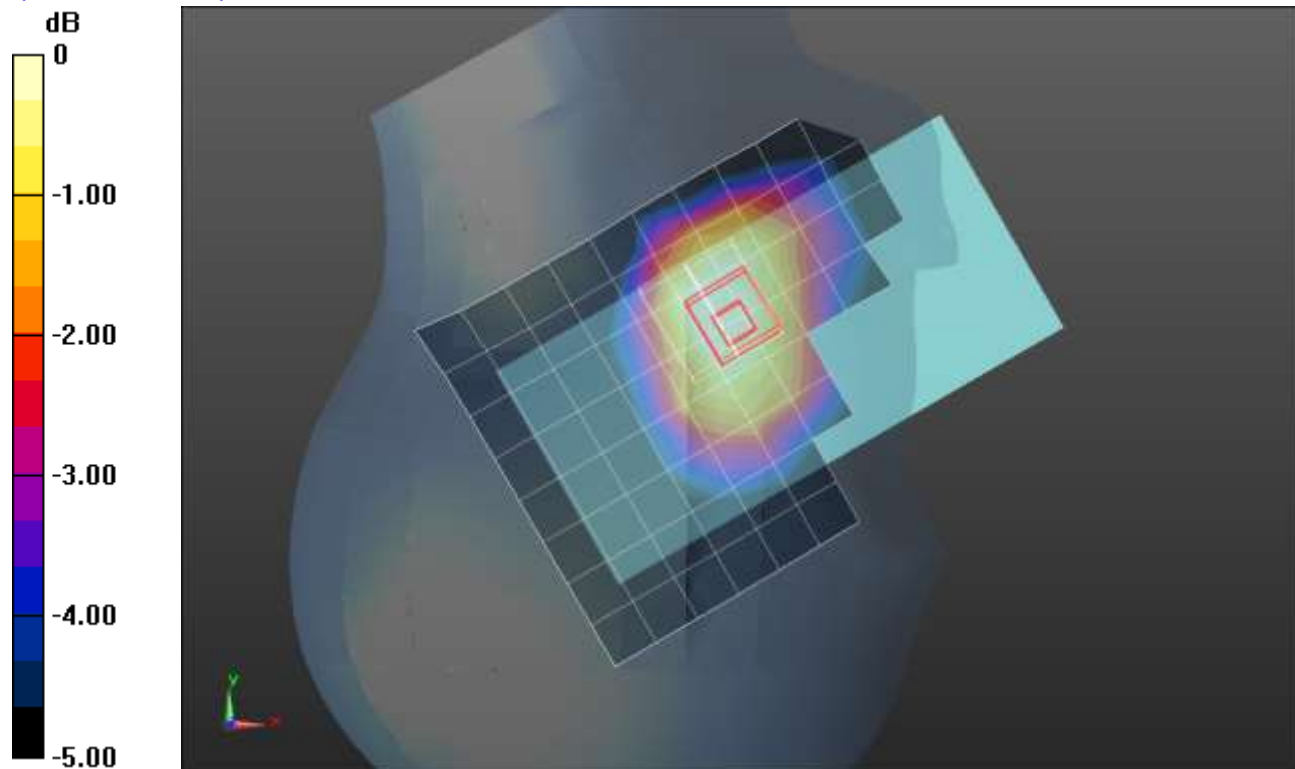
RHS/Touch_QPSK RB 1,25 Ch 23330/Zoom Scan (5x5x7)/Cube 0: Measurement grid: dx=8mm, dy=8mm, dz=5mm

Reference Value = 13.788 V/m; Power Drift = 0.04 dB

Peak SAR (extrapolated) = 0.187 W/kg

SAR(1 g) = 0.145 W/kg; SAR(10 g) = 0.112 W/kg

[Info: Interpolated medium parameters used for SAR evaluation.](#)



0 dB = 0.171 W/kg = -7.67 dBW/kg

LTE Band 14 ANT 1

Frequency: 793 MHz; Duty Cycle: 1:1; Room Ambient Temperature: 24.0°C; Liquid Temperature: 23.0°C
 Medium parameters used (interpolated): $f = 793 \text{ MHz}$; $\sigma = 0.913 \text{ S/m}$; $\epsilon_r = 41.315$; $\rho = 1000 \text{ kg/m}^3$

DASY5 Configuration:

- Area Scan Setting: Find Secondary Maximum Within: 2.0 dB and with a peak SAR value greater than 0.0012W/kg
- Electronics: DAE4 Sn1434; Calibrated: 10/12/2020
- Probe: EX3DV4 - SN3686; ConvF(9.83, 9.83, 9.83); Calibrated: 9/21/2020;
- Sensor-Surface: 1.4mm (Mechanical Surface Detection)
- Phantom: SAM B with CRP; Type: SAM; Serial: 1751

Rear/QPSK RB 1,25 Ch 23330/Area Scan (9x14x1): Measurement grid: dx=15mm, dy=15mm

[Info: Interpolated medium parameters used for SAR evaluation.](#)

Maximum value of SAR (measured) = 1.05 W/kg

Rear/QPSK RB 1,25 Ch 23330/Zoom Scan (5x5x7)/Cube 0: Measurement grid: dx=8mm, dy=8mm, dz=5mm

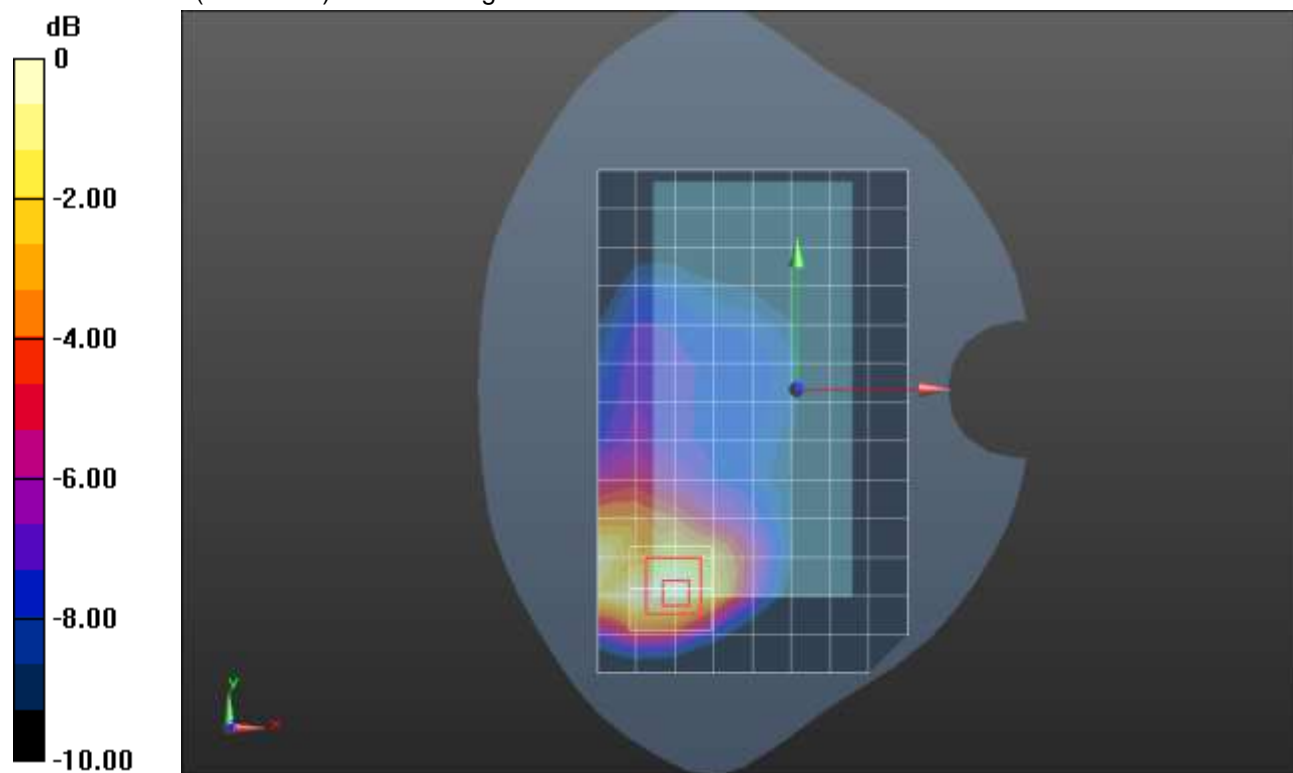
Reference Value = 25.685 V/m; Power Drift = 0.02 dB

Peak SAR (extrapolated) = 1.26 W/kg

SAR(1 g) = 0.620 W/kg; SAR(10 g) = 0.344 W/kg

[Info: Interpolated medium parameters used for SAR evaluation.](#)

Maximum value of SAR (measured) = 0.963 W/kg



0 dB = 0.963 W/kg = -0.16 dBW/kg

LTE Band 14 ANT 1

Frequency: 793 MHz; Duty Cycle: 1:1; Room Ambient Temperature: 24.0°C; Liquid Temperature: 23.0°C
 Medium parameters used (interpolated): $f = 793 \text{ MHz}$; $\sigma = 0.913 \text{ S/m}$; $\epsilon_r = 41.315$; $\rho = 1000 \text{ kg/m}^3$

DASY5 Configuration:

- Area Scan Setting: Find Secondary Maximum Within: 2.0 dB and with a peak SAR value greater than 0.0012W/kg
- Electronics: DAE4 Sn1434; Calibrated: 10/12/2020
- Probe: EX3DV4 - SN3686; ConvF(9.83, 9.83, 9.83); Calibrated: 9/21/2020;
- Sensor-Surface: 1.4mm (Mechanical Surface Detection)
- Phantom: SAM B with CRP; Type: SAM; Serial: 1751

Edge 2/QPSK RB 1,25 Ch 23330/Area Scan (6x14x1): Measurement grid: dx=15mm, dy=15mm

[Info: Interpolated medium parameters used for SAR evaluation.](#)

Maximum value of SAR (measured) = 0.672 W/kg

Edge 2/QPSK RB 1,25 Ch 23330/Zoom Scan (5x5x7)/Cube 0: Measurement grid: dx=8mm, dy=8mm, dz=5mm

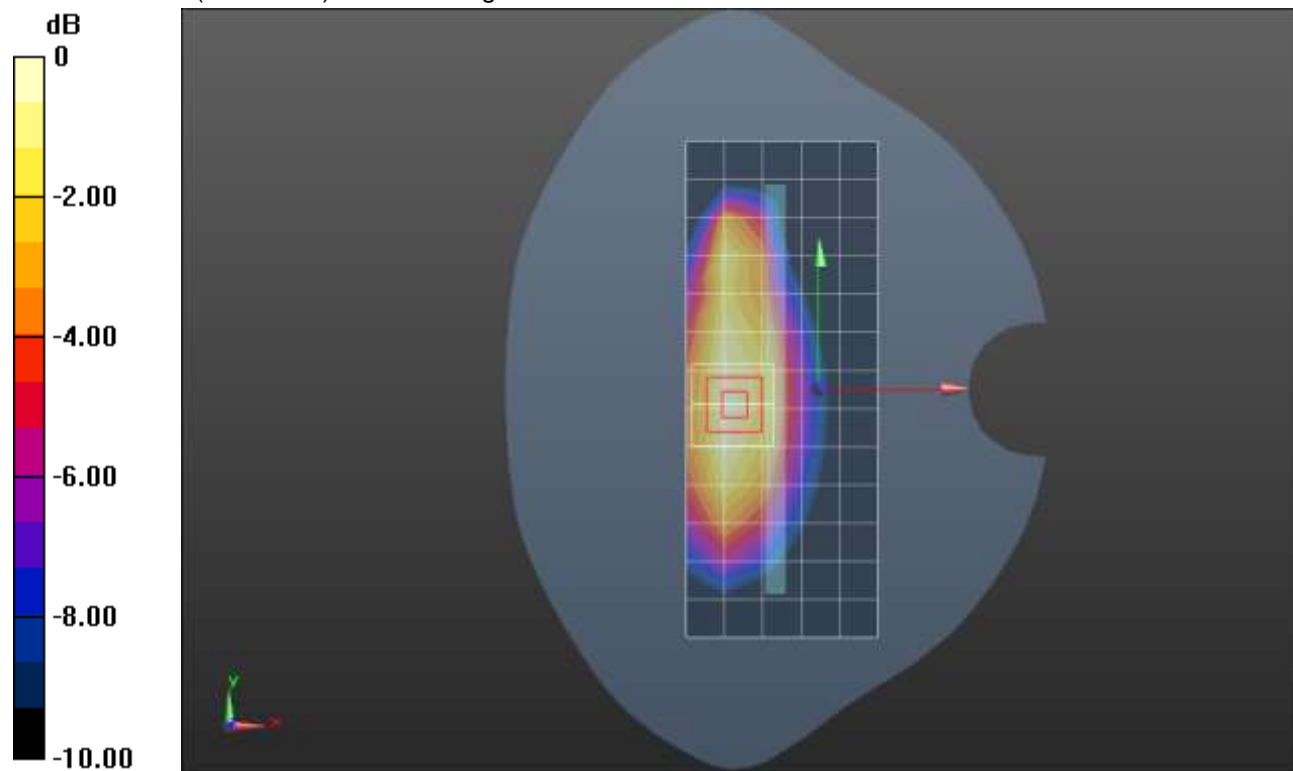
Reference Value = 25.685 V/m; Power Drift = 0.02 dB

Peak SAR (extrapolated) = 0.820 W/kg

SAR(1 g) = 0.508 W/kg; SAR(10 g) = 0.331 W/kg

[Info: Interpolated medium parameters used for SAR evaluation.](#)

Maximum value of SAR (measured) = 0.705 W/kg



0 dB = 0.705 W/kg = -1.52 dBW/kg

LTE Band 14 ANT 2

Frequency: 793 MHz; Duty Cycle: 1:1; Room Ambient Temperature: 24.0°C; Liquid Temperature: 23.0°C
 Medium parameters used (interpolated): $f = 793 \text{ MHz}$; $\sigma = 0.929 \text{ S/m}$; $\epsilon_r = 41.653$; $\rho = 1000 \text{ kg/m}^3$

DASY5 Configuration:

- Area Scan Setting: Find Secondary Maximum Within: 2.0 dB and with a peak SAR value greater than 0.0012W/kg
- Electronics: DAE4 Sn1261; Calibrated: 2/24/2021
- Probe: EX3DV4 - SN7581; ConvF(10.77, 10.77, 10.77) @ 793 MHz; Calibrated: 3/1/2021
- Sensor-Surface: 1.4mm (Mechanical Surface Detection)
- Phantom: Twin-SAM V8.0 (30deg probe tilt); Type: QD 000 P41 Ax; Serial: xxxx

LHS/Touch_QPSK RB 1,25 Ch 23330/Area Scan (9x14x1): Measurement grid: dx=15mm, dy=15mm

[Info: Interpolated medium parameters used for SAR evaluation.](#)

Maximum value of SAR (measured) = 1.01 W/kg

LHS/Touch_QPSK RB 1,25 Ch 23330/Zoom Scan (5x5x7)/Cube 0: Measurement grid: dx=8mm, dy=8mm, dz=5mm

Reference Value = 34.97 V/m; Power Drift = -0.14 dB

Peak SAR (extrapolated) = 1.66 W/kg

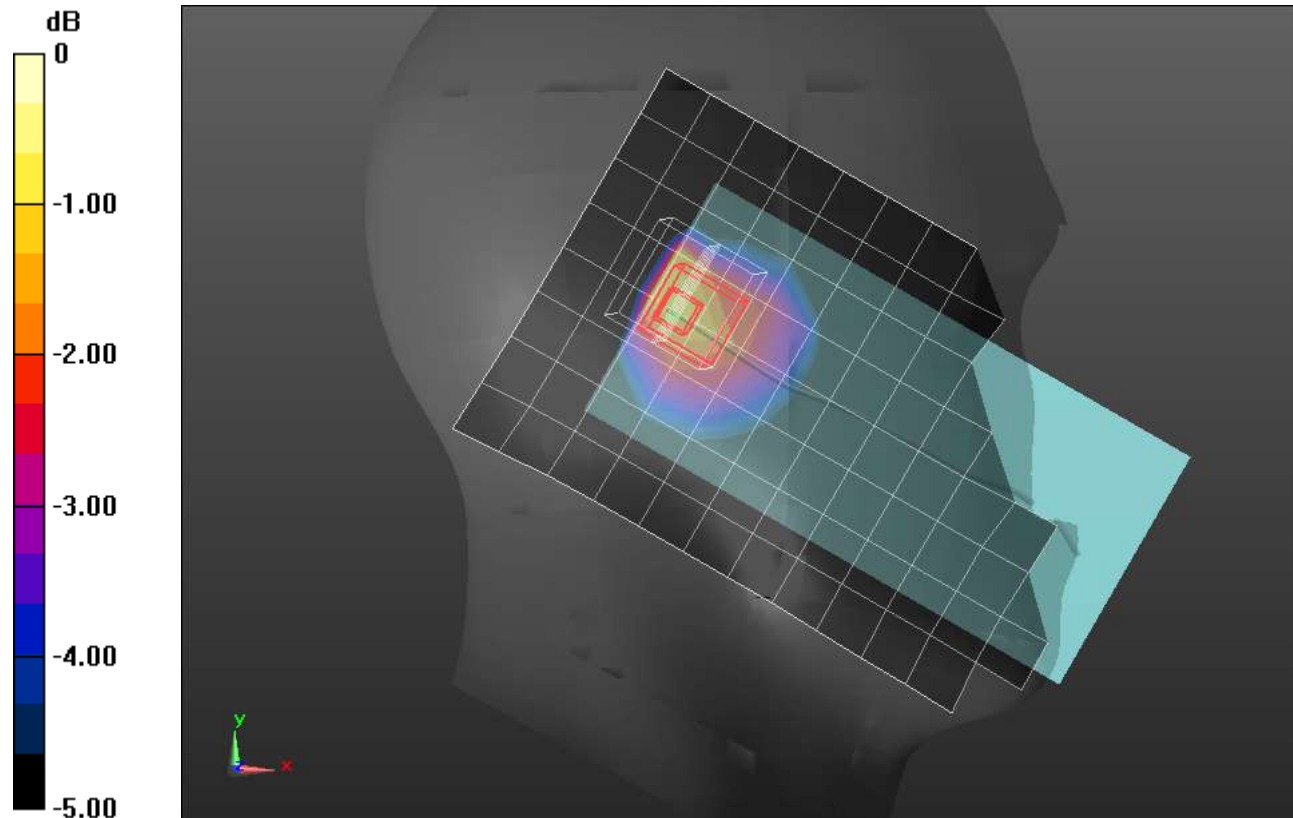
SAR(1 g) = 0.849 W/kg; SAR(10 g) = 0.541 W/kg

Smallest distance from peaks to all points 3 dB below = 10.8 mm

Ratio of SAR at M2 to SAR at M1 = 50.7%

[Info: Interpolated medium parameters used for SAR evaluation.](#)

Maximum value of SAR (measured) = 1.31 W/kg



0 dB = 1.31 W/kg = 1.17 dBW/kg

LTE Band 14 ANT 2

Frequency: 793 MHz; Duty Cycle: 1:1; Room Ambient Temperature: 24.0°C; Liquid Temperature: 23.0°C
 Medium parameters used (interpolated): $f = 793 \text{ MHz}$; $\sigma = 0.897 \text{ S/m}$; $\epsilon_r = 41.278$; $\rho = 1000 \text{ kg/m}^3$

DASY5 Configuration:

- Area Scan Setting: Find Secondary Maximum Within: 2.0 dB and with a peak SAR value greater than 0.0012W/kg
- Electronics: DAE4 Sn1261; Calibrated: 2/24/2021
- Probe: EX3DV4 - SN7581; ConvF(10.77, 10.77, 10.77) @ 793 MHz; Calibrated: 3/1/2021
- Sensor-Surface: 1.4mm (Mechanical Surface Detection)
- Phantom: Twin-SAM V8.0 (30deg probe tilt); Type: QD 000 P41 Ax; Serial: xxxx

Rear/QPSK RB 1,25 Ch 23330/Area Scan (9x14x1): Measurement grid: dx=15mm, dy=15mm

[Info: Interpolated medium parameters used for SAR evaluation.](#)

Maximum value of SAR (measured) = 0.736 W/kg

Rear/QPSK RB 1,25 Ch 23330/Zoom Scan (5x5x7)/Cube 0: Measurement grid: dx=8mm, dy=8mm, dz=5mm

Reference Value = 26.06 V/m; Power Drift = 0.11 dB

Peak SAR (extrapolated) = 1.04 W/kg

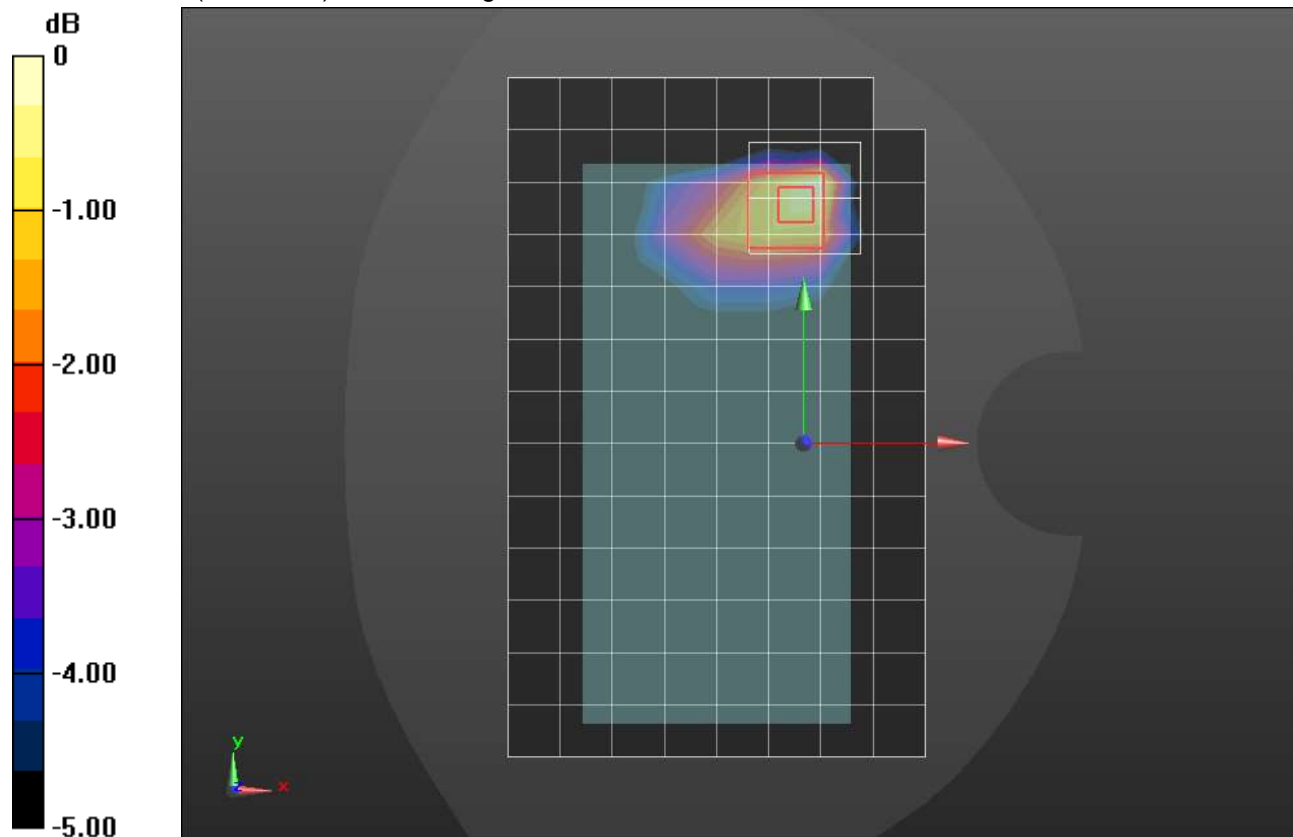
SAR(1 g) = 0.498 W/kg; SAR(10 g) = 0.304 W/kg

Smallest distance from peaks to all points 3 dB below = 9.3 mm

Ratio of SAR at M2 to SAR at M1 = 51.6%

[Info: Interpolated medium parameters used for SAR evaluation.](#)

Maximum value of SAR (measured) = 0.743 W/kg



0 dB = 0.743 W/kg = -1.29 dBW/kg

LTE Band 25 ANT 1

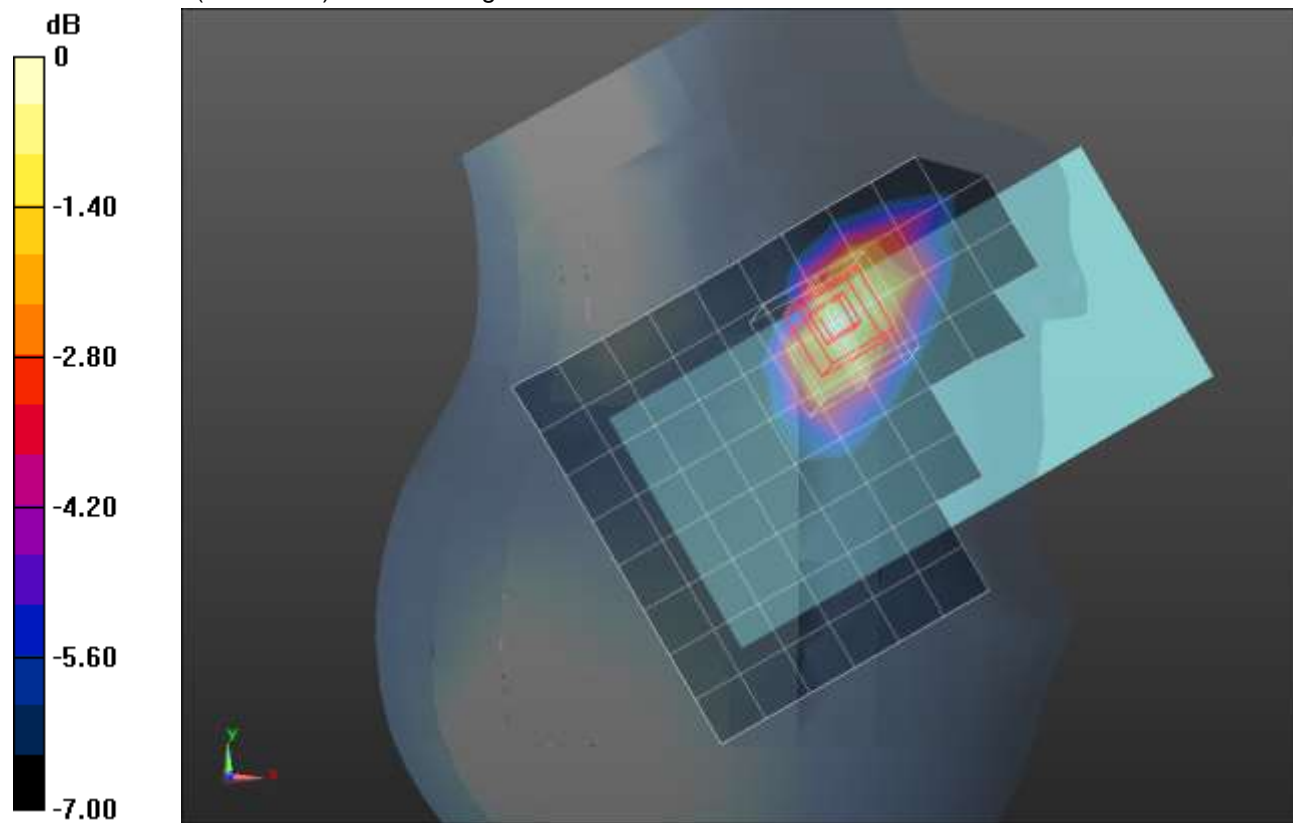
Frequency: 1882.5 MHz; Duty Cycle: 1:1; Room Ambient Temperature: 24.0°C; Liquid Temperature: 23.0°C
 Medium parameters used (interpolated): $f = 1882.5$ MHz; $\sigma = 1.423$ S/m; $\epsilon_r = 38.254$; $\rho = 1000$ kg/m³

DASY5 Configuration:

- Area Scan Setting: Find Secondary Maximum Within: 2.0 dB and with a peak SAR value greater than 0.0012W/kg
- Electronics: DAE4 Sn1380; Calibrated: 8/19/2020
- Probe: EX3DV4 - SN3749; ConvF(7.86, 7.86, 7.86) @ 1882.5 MHz; Calibrated: 2/5/2021
- Sensor-Surface: 1.4mm (Mechanical Surface Detection)
- Phantom: SAM v4.0(A); Type: QD000P40CD; Serial: 1632

RHS/Touch_QPSK RB 1,49 Ch 26365/Area Scan (9x13x1): Measurement grid: dx=15mm, dy=15mm
 Maximum value of SAR (measured) = 0.519 W/kg

RHS/Touch_QPSK RB 1,49 Ch 26365/Zoom Scan (5x5x7)/Cube 0: Measurement grid: dx=8mm, dy=8mm, dz=5mm
 Reference Value = 18.24 V/m; Power Drift = 0.08 dB
 Peak SAR (extrapolated) = 0.624 W/kg
SAR(1 g) = 0.378 W/kg; SAR(10 g) = 0.234 W/kg
 Smallest distance from peaks to all points 3 dB below = 10.6 mm
 Ratio of SAR at M2 to SAR at M1 = 59.5%
 Maximum value of SAR (measured) = 0.513 W/kg



0 dB = 0.513 W/kg = -2.90 dBW/kg

LTE Band 25 ANT 1

Frequency: 1882.5 MHz; Duty Cycle: 1:1; Room Ambient Temperature: 24.0°C; Liquid Temperature: 23.0°C
 Medium parameters used (interpolated): $f = 1882.5$ MHz; $\sigma = 1.345$ S/m; $\epsilon_r = 39.204$; $\rho = 1000$ kg/m³

DASY5 Configuration:

- Area Scan Setting: Find Secondary Maximum Within: 2.0 dB and with a peak SAR value greater than 0.0012W/kg
- Electronics: DAE4 Sn1380; Calibrated: 8/19/2020
- Probe: EX3DV4 - SN3749; ConvF(7.86, 7.86, 7.86) @ 1882.5 MHz; Calibrated: 2/5/2021
- Sensor-Surface: 2.5mm (Mechanical Surface Detection)
- Phantom: SAM v4.0(A); Type: QD000P40CD; Serial: 1632

Rear/QPSK RB 50,24 Ch 26365/Area Scan (9x14x1): Measurement grid: dx=15mm, dy=15mm
 Maximum value of SAR (measured) = 0.955 W/kg

Rear/QPSK RB 50,24 Ch 26365/Zoom Scan (5x5x7)/Cube 0: Measurement grid: dx=8mm, dy=8mm, dz=5mm

Reference Value = 26.86 V/m; Power Drift = -0.11 dB

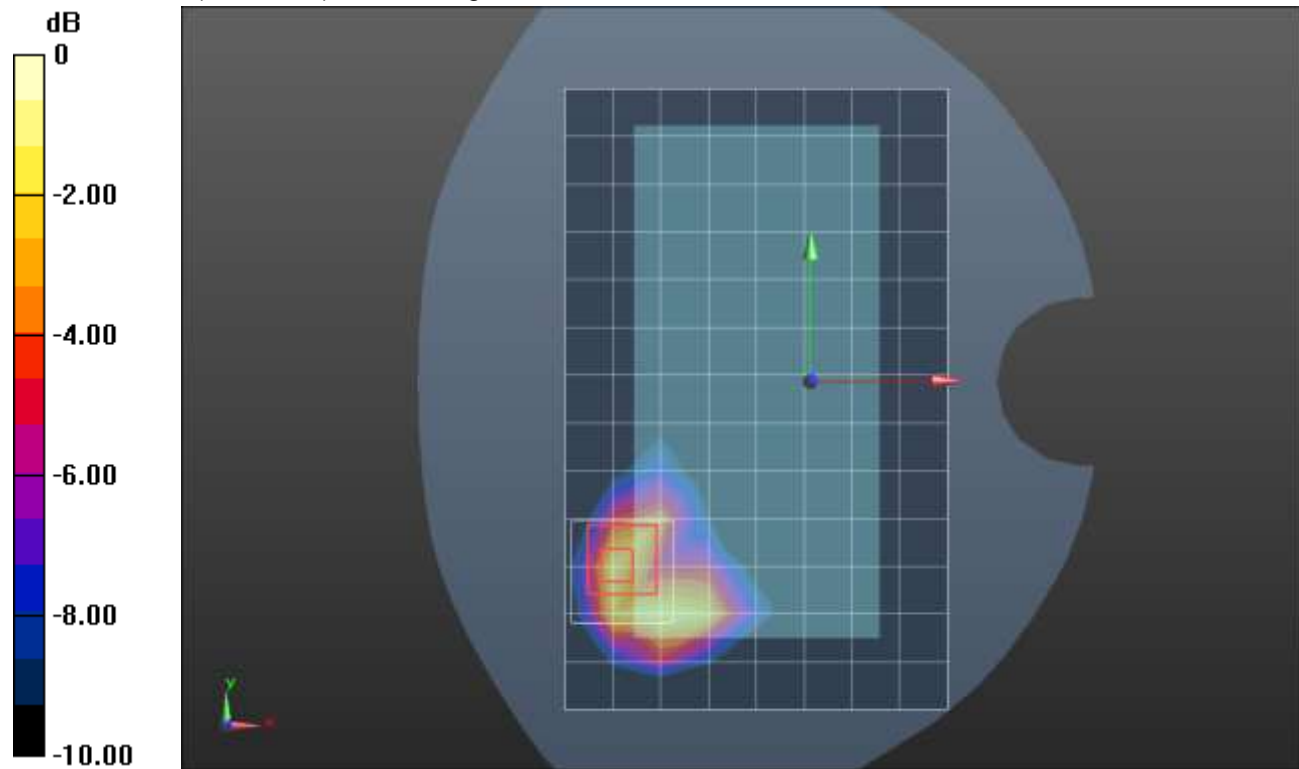
Peak SAR (extrapolated) = 1.79 W/kg

SAR(1 g) = 0.683 W/kg; SAR(10 g) = 0.320 W/kg

Smallest distance from peaks to all points 3 dB below = 6.8 mm

Ratio of SAR at M2 to SAR at M1 = 47.6%

Maximum value of SAR (measured) = 1.12 W/kg



0 dB = 1.12 W/kg = 0.49 dBW/kg

LTE Band 25 ANT 1

Frequency: 1882.5 MHz; Duty Cycle: 1:1; Room Ambient Temperature: 24.0°C; Liquid Temperature: 23.0°C
 Medium parameters used (interpolated): $f = 1882.5$ MHz; $\sigma = 1.345$ S/m; $\epsilon_r = 39.204$; $\rho = 1000$ kg/m³

DASY5 Configuration:

- Area Scan Setting: Find Secondary Maximum Within: 2.0 dB and with a peak SAR value greater than 0.0012W/kg
- Electronics: DAE4 Sn1380; Calibrated: 8/19/2020
- Probe: EX3DV4 - SN3749; ConvF(7.86, 7.86, 7.86) @ 1882.5 MHz; Calibrated: 2/5/2021
- Sensor-Surface: 2.5mm (Mechanical Surface Detection)
- Phantom: SAM v4.0(A); Type: QD000P40CD; Serial: 1632

Edge 2/QPSK RB 100,0 Ch 26365 2/Area Scan (5x14x1): Measurement grid: dx=15mm, dy=15mm
 Maximum value of SAR (measured) = 1.21 W/kg

Edge 2/QPSK RB 100,0 Ch 26365 2/Zoom Scan (5x5x7)/Cube 0: Measurement grid: dx=8mm, dy=8mm, dz=5mm

Reference Value = 30.31 V/m; Power Drift = 0.01 dB

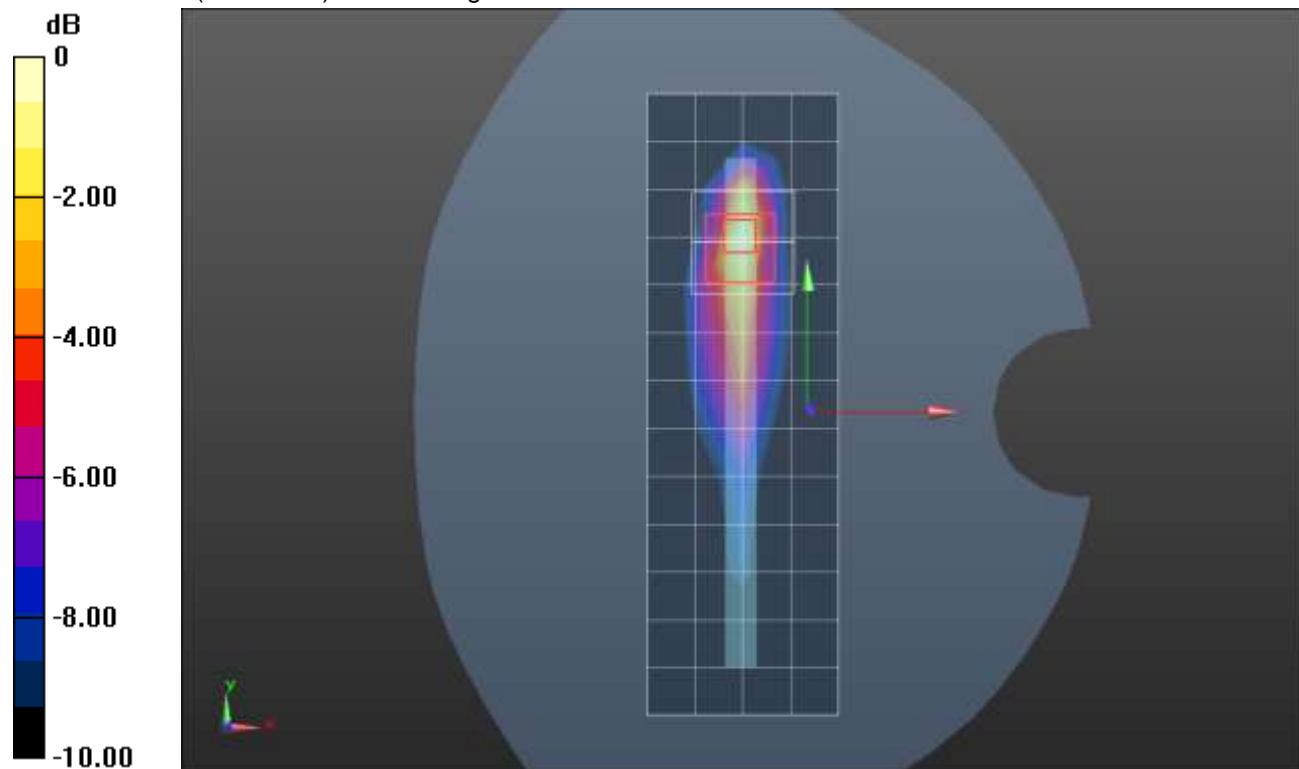
Peak SAR (extrapolated) = 1.73 W/kg

SAR(1 g) = 0.841 W/kg; SAR(10 g) = 0.385 W/kg

Smallest distance from peaks to all points 3 dB below = 6.6 mm

Ratio of SAR at M2 to SAR at M1 = 53.6%

Maximum value of SAR (measured) = 1.19 W/kg



0 dB = 1.19 W/kg = 0.76 dBW/kg

LTE Band 25 ANT 2

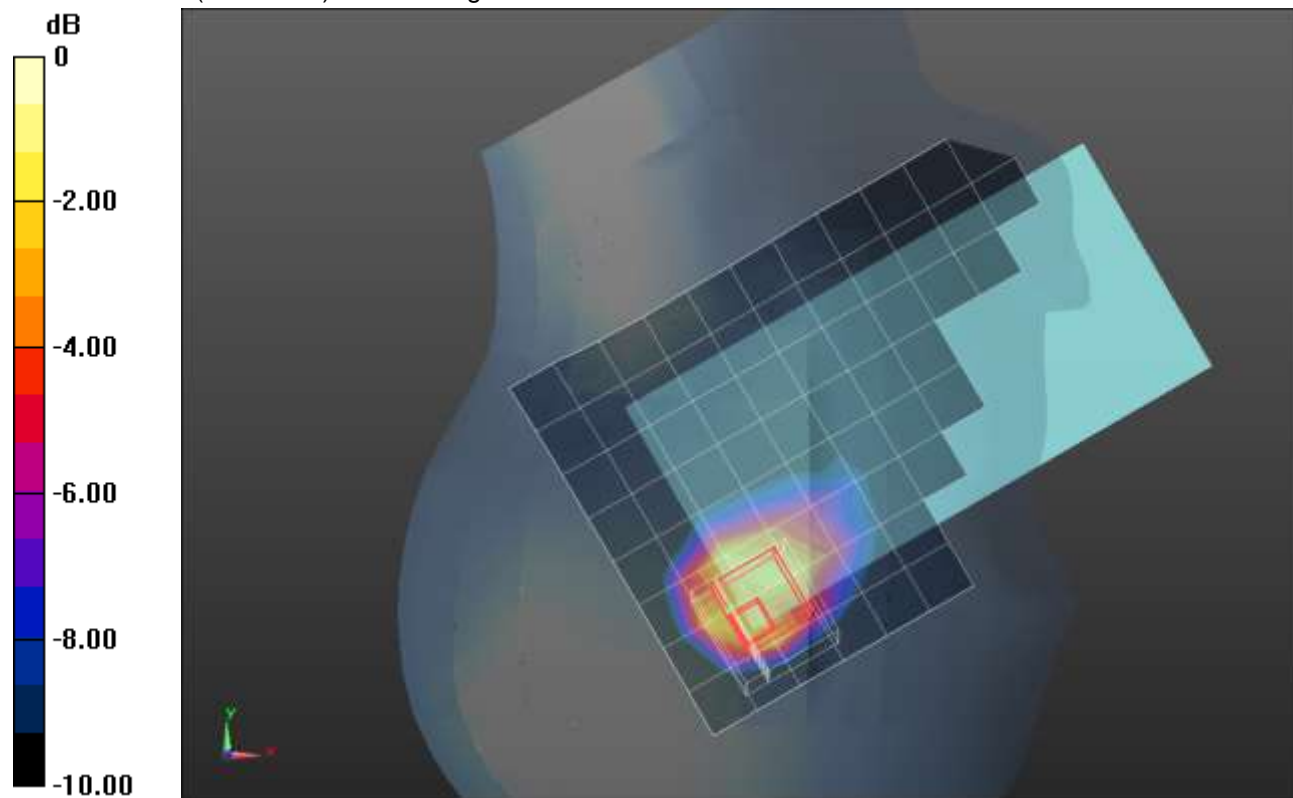
Frequency: 1905 MHz; Duty Cycle: 1:1; Room Ambient Temperature: 24.0°C; Liquid Temperature: 23.0°C
 Medium parameters used: $f = 1905 \text{ MHz}$; $\sigma = 1.435 \text{ S/m}$; $\epsilon_r = 38.271$; $\rho = 1000 \text{ kg/m}^3$

DASY5 Configuration:

- Area Scan Setting: Find Secondary Maximum Within: 2.0 dB and with a peak SAR value greater than 0.0012W/kg
- Electronics: DAE4 Sn1380; Calibrated: 8/19/2020
- Probe: EX3DV4 - SN3749; ConvF(7.86, 7.86, 7.86) @ 1905 MHz; Calibrated: 2/5/2021
- Sensor-Surface: 1.4mm (Mechanical Surface Detection)
- Phantom: SAM v4.0(A); Type: QD000P40CD; Serial: 1632

RHS/Touch_QPSK RB 50,24 Ch 26590/Area Scan (9x14x1): Measurement grid: dx=15mm, dy=15mm
 Maximum value of SAR (measured) = 0.967 W/kg

RHS/Touch_QPSK RB 50,24 Ch 26590/Zoom Scan (5x5x7)/Cube 0: Measurement grid: dx=8mm, dy=8mm, dz=5mm
 Reference Value = 25.00 V/m; Power Drift = 0.11 dB
 Peak SAR (extrapolated) = 1.86 W/kg
SAR(1 g) = 0.816 W/kg; SAR(10 g) = 0.445 W/kg
 Smallest distance from peaks to all points 3 dB below = 6.9 mm
 Ratio of SAR at M2 to SAR at M1 = 37.6%
 Maximum value of SAR (measured) = 1.41 W/kg



0 dB = 1.41 W/kg = 1.49 dBW/kg

LTE Band 25 ANT 2

Frequency: 1905 MHz; Duty Cycle: 1:1; Room Ambient Temperature: 24.0°C; Liquid Temperature: 23.0°C

Medium parameters used: $f = 1905 \text{ MHz}$; $\sigma = 1.435 \text{ S/m}$; $\epsilon_r = 38.271$; $\rho = 1000 \text{ kg/m}^3$

DASY5 Configuration:

- Area Scan Setting: Find Secondary Maximum Within: 2.0 dB and with a peak SAR value greater than 0.0012W/kg
- Electronics: DAE4 Sn1380; Calibrated: 8/19/2020
- Probe: EX3DV4 - SN3749; ConvF(7.86, 7.86, 7.86) @ 1905 MHz; Calibrated: 2/5/2021
- Sensor-Surface: 2.5mm (Mechanical Surface Detection (Locations From Previous Scan Used)), Sensor-Surface: 2.5mm (Mechanical Surface Detection)
- Phantom: SAM v4.0(A); Type: QD000P40CD; Serial: 1632

Rear/QPSK RB 1,49 Ch 26590/Area Scan (9x14x1): Measurement grid: dx=15mm, dy=15mm

Maximum value of SAR (measured) = 1.07 W/kg

Rear/QPSK RB 1,49 Ch 26590/Zoom Scan (5x5x7)/Cube 0: Measurement grid: dx=8mm, dy=8mm, dz=5mm

Reference Value = 27.60 V/m; Power Drift = -0.09 dB

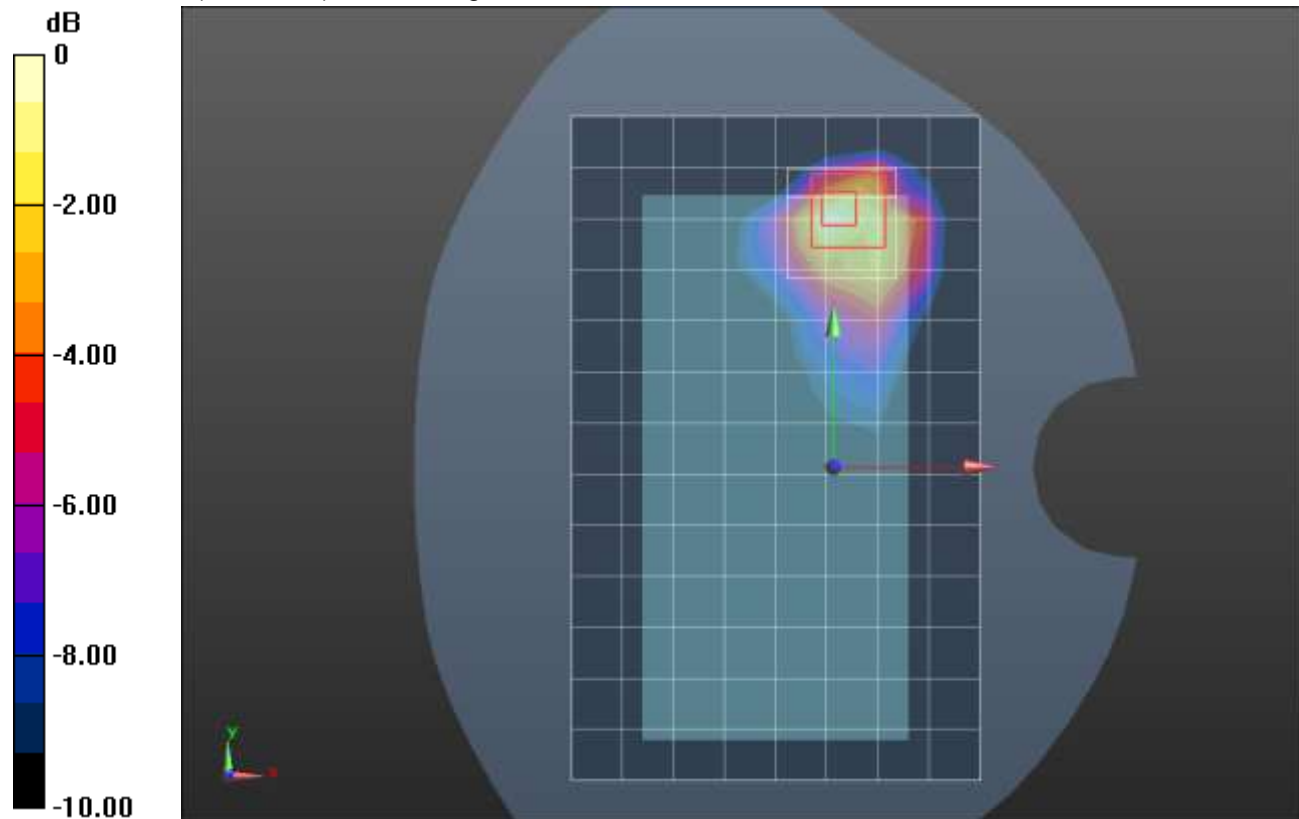
Peak SAR (extrapolated) = 1.78 W/kg

SAR(1 g) = 0.753 W/kg; SAR(10 g) = 0.345 W/kg

Smallest distance from peaks to all points 3 dB below = 8 mm

Ratio of SAR at M2 to SAR at M1 = 43.3%

Maximum value of SAR (measured) = 1.10 W/kg



0 dB = 1.10 W/kg = 0.41 dBW/kg

LTE Band 25 ANT 3

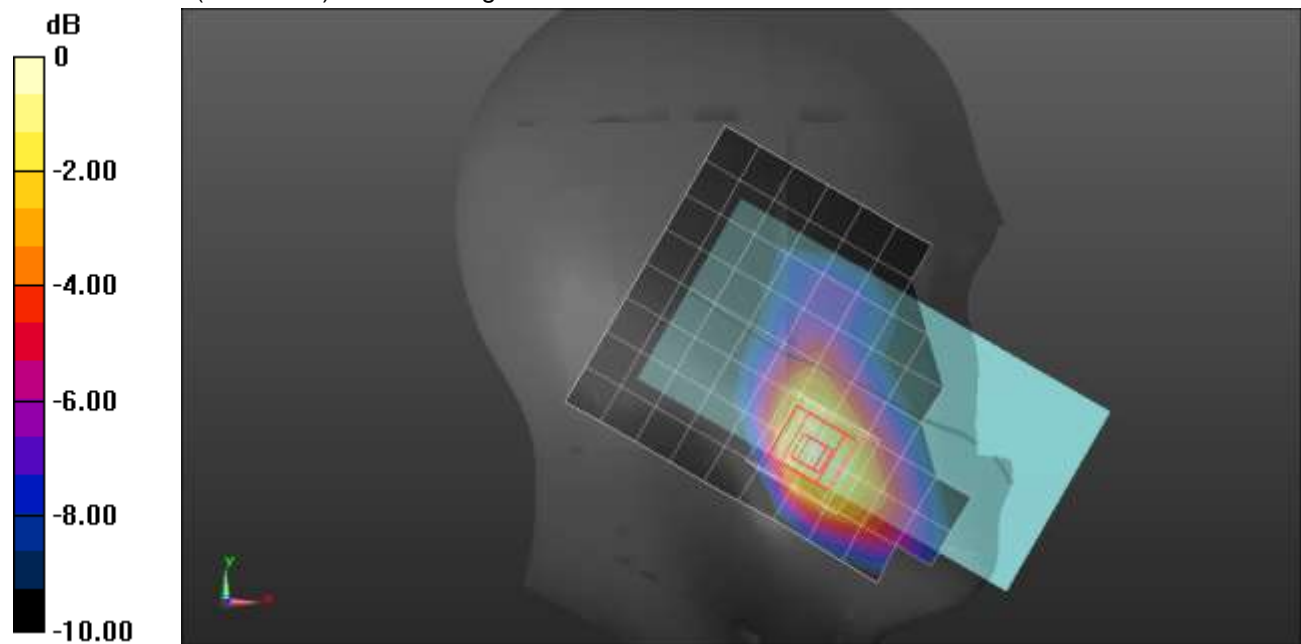
Frequency: 1882.5 MHz; Duty Cycle: 1:1; Room Ambient Temperature: 24.0°C; Liquid Temperature: 23.0°C
 Medium parameters used (interpolated): $f = 1882.5$ MHz; $\sigma = 1.452$ S/m; $\epsilon_r = 38.14$; $\rho = 1000$ kg/m³

DASY5 Configuration:

- Area Scan Setting: Find Secondary Maximum Within: 2.0 dB and with a peak SAR value greater than 0.0012W/kg
- Electronics: DAE4 Sn1359; Calibrated: 1/28/2021
- Probe: EX3DV4 - SN3772; ConvF(7.33, 7.33, 7.33) @ 1882.5 MHz; Calibrated: 2/25/2021
- Sensor-Surface: 1.4mm (Mechanical Surface Detection)
- Phantom: Twin-SAM V8.0 (20deg probe tilt); Type: QD 000 P41 AA; Serial: 1948

LHS/Touch_QPSK RB 1,49 Ch 26365/Area Scan (9x13x1): Measurement grid: dx=15mm, dy=15mm
 Maximum value of SAR (measured) = 0.566 W/kg

LHS/Touch_QPSK RB 1,49 Ch 26365/Zoom Scan (5x5x7)/Cube 0: Measurement grid: dx=8mm, dy=8mm, dz=5mm
 Reference Value = 19.47 V/m; Power Drift = 0.03 dB
 Peak SAR (extrapolated) = 0.718 W/kg
SAR(1 g) = 0.451 W/kg; SAR(10 g) = 0.276 W/kg
 Smallest distance from peaks to all points 3 dB below = 12.4 mm
 Ratio of SAR at M2 to SAR at M1 = 63%
 Maximum value of SAR (measured) = 0.604 W/kg



0 dB = 0.604 W/kg = -2.19 dBW/kg

LTE Band 25 ANT 3

Frequency: 1882.5 MHz; Duty Cycle: 1:1; Room Ambient Temperature: 24.0°C; Liquid Temperature: 23.0°C
 Medium parameters used (interpolated): $f = 1882.5$ MHz; $\sigma = 1.387$ S/m; $\epsilon_r = 38.852$; $\rho = 1000$ kg/m³

DASY5 Configuration:

- Area Scan Setting: Find Secondary Maximum Within: 2.0 dB and with a peak SAR value greater than 0.0012W/kg
- Electronics: DAE4 Sn1359; Calibrated: 1/28/2021
- Probe: EX3DV4 - SN3772; ConvF(7.33, 7.33, 7.33) @ 1882.5 MHz; Calibrated: 2/25/2021
- Sensor-Surface: 2.5mm (Mechanical Surface Detection (Locations From Previous Scan Used)), Sensor-Surface: 2.5mm (Mechanical Surface Detection)
- Phantom: Twin-SAM V8.0 (20deg probe tilt); Type: QD 000 P41 AA; Serial: 1948

Rear/QPSK RB 50,24 Ch 26365/Area Scan (9x14x1): Measurement grid: dx=15mm, dy=15mm
 Maximum value of SAR (measured) = 0.882 W/kg

Rear/QPSK RB 50,24 Ch 26365/Zoom Scan (5x5x7)/Cube 0: Measurement grid: dx=8mm, dy=8mm, dz=5mm

Reference Value = 25.62 V/m; Power Drift = -0.03 dB

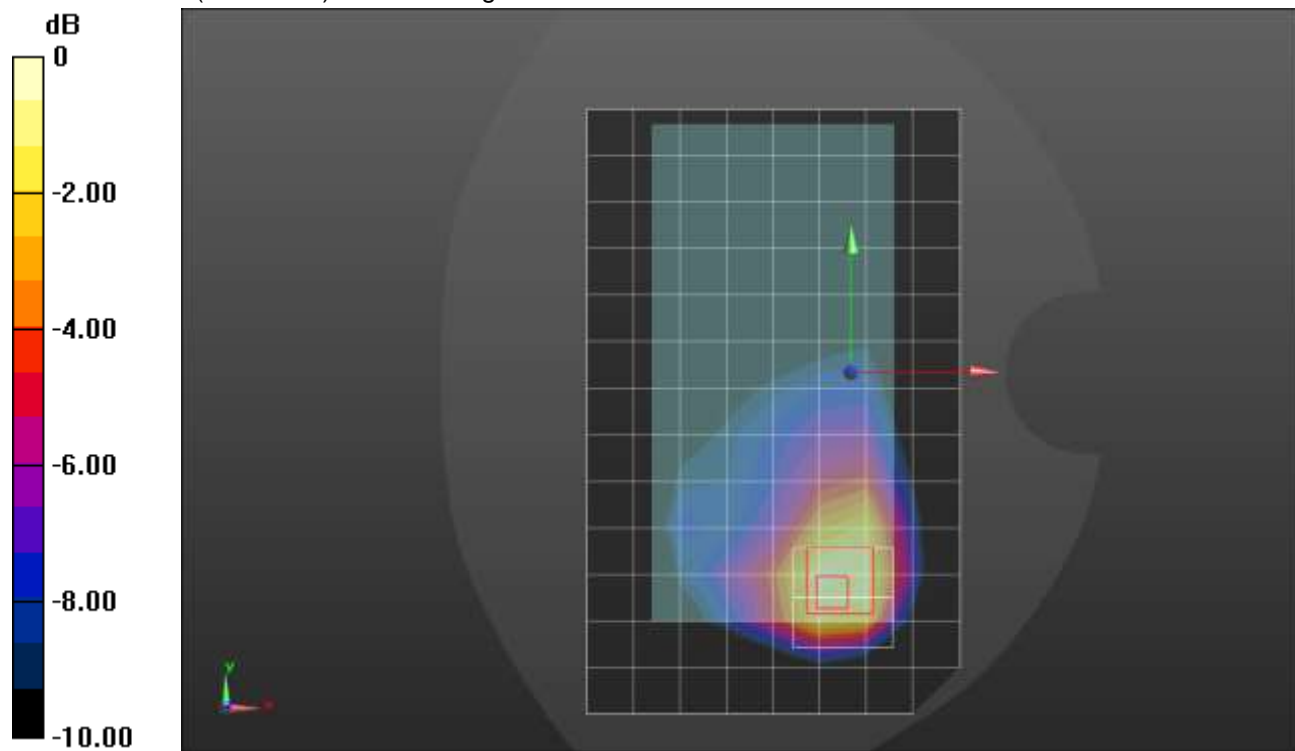
Peak SAR (extrapolated) = 1.46 W/kg

SAR(1 g) = 0.734 W/kg; SAR(10 g) = 0.412 W/kg

Smallest distance from peaks to all points 3 dB below = 12.9 mm

Ratio of SAR at M2 to SAR at M1 = 50%

Maximum value of SAR (measured) = 0.972 W/kg



0 dB = 0.972 W/kg = -0.12 dBW/kg

LTE Band 25 ANT 3

Frequency: 1860 MHz; Duty Cycle: 1:1; Room Ambient Temperature: 24.0°C; Liquid Temperature: 23.0°C
 Medium parameters used: $f = 1860 \text{ MHz}$; $\sigma = 1.413 \text{ S/m}$; $\epsilon_r = 38.328$; $\rho = 1000 \text{ kg/m}^3$

DASY5 Configuration:

- Area Scan Setting: Find Secondary Maximum Within: 2.0 dB and with a peak SAR value greater than 0.0012W/kg
- Electronics: DAE4 Sn1380; Calibrated: 8/19/2020
- Probe: EX3DV4 - SN3749; ConvF(7.86, 7.86, 7.86) @ 1860 MHz; Calibrated: 2/5/2021
- Sensor-Surface: 2.5mm (Mechanical Surface Detection)
- Phantom: SAM v4.0(A); Type: QD000P40CD; Serial: 1632

Edge 4/QPSK RB 1,49 Ch 26140/Area Scan (5x14x1): Measurement grid: dx=15mm, dy=15mm

Maximum value of SAR (measured) = 1.15 W/kg

Edge 4/QPSK RB 1,49 Ch 26140/Zoom Scan (5x5x7)/Cube 0: Measurement grid: dx=8mm, dy=8mm, dz=5mm

Reference Value = 28.96 V/m; Power Drift = -0.01 dB

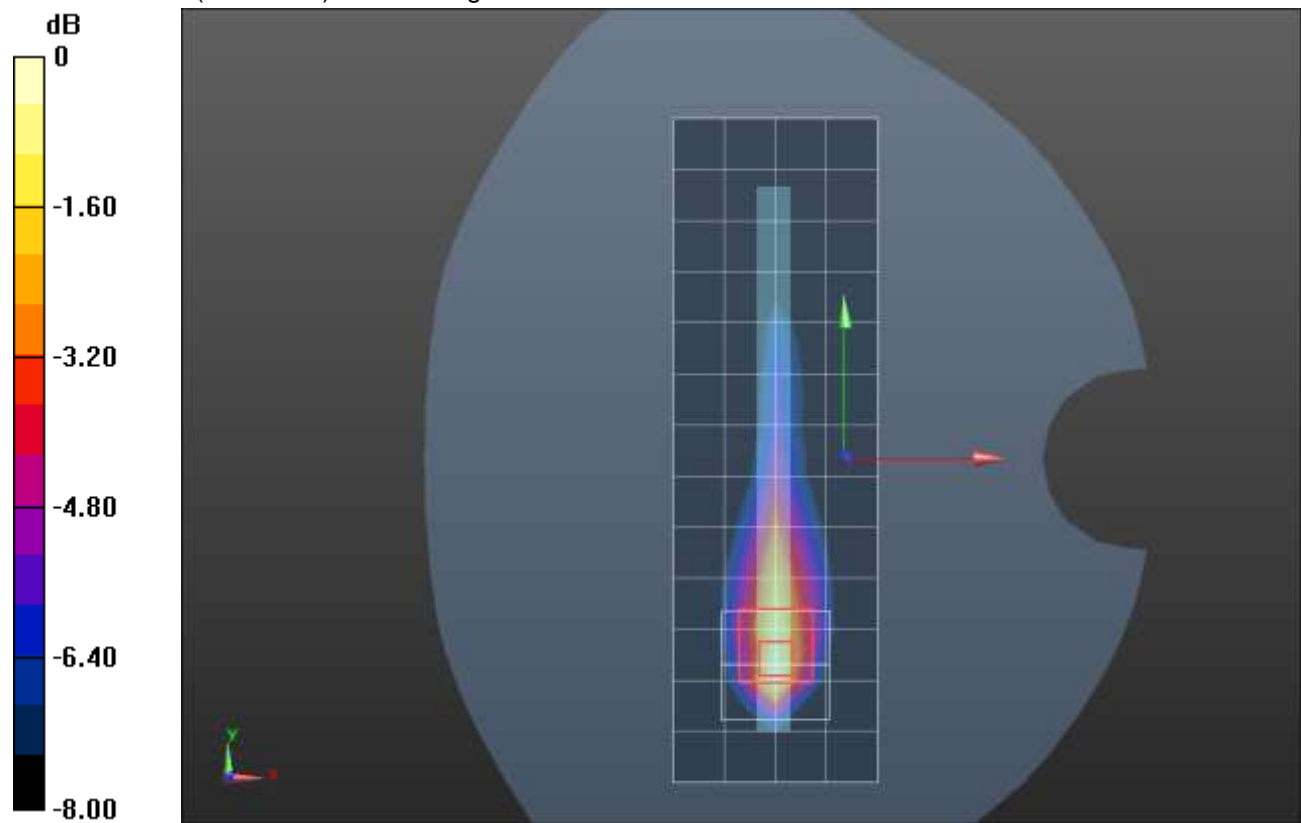
Peak SAR (extrapolated) = 1.66 W/kg

SAR(1 g) = 0.835 W/kg; SAR(10 g) = 0.421 W/kg

Smallest distance from peaks to all points 3 dB below = 9.6 mm

Ratio of SAR at M2 to SAR at M1 = 51.2%

Maximum value of SAR (measured) = 1.18 W/kg



0 dB = 1.18 W/kg = 0.72 dBW/kg

LTE Band 25 ANT 4

Frequency: 1905 MHz; Duty Cycle: 1:1; Room Ambient Temperature: 24.0°C; Liquid Temperature: 23.0°C
 Medium parameters used: $f = 1905 \text{ MHz}$; $\sigma = 1.435 \text{ S/m}$; $\epsilon_r = 38.271$; $\rho = 1000 \text{ kg/m}^3$

DASY5 Configuration:

- Area Scan Setting: Find Secondary Maximum Within: 2.0 dB and with a peak SAR value greater than 0.0012W/kg
- Electronics: DAE4 Sn1380; Calibrated: 8/19/2020
- Probe: EX3DV4 - SN3749; ConvF(7.86, 7.86, 7.86) @ 1905 MHz; Calibrated: 2/5/2021
- Sensor-Surface: 1.4mm (Mechanical Surface Detection (Locations From Previous Scan Used)), Sensor-Surface: 1.4mm (Mechanical Surface Detection)
- Phantom: SAM v4.0(A); Type: QD000P40CD; Serial: 1632

LHS/Touch_QPSK RB 1,49 Ch 26590/Area Scan (9x14x1): Measurement grid: dx=15mm, dy=15mm
 Maximum value of SAR (measured) = 1.57 W/kg

LHS/Touch_QPSK RB 1,49 Ch 26590/Zoom Scan (5x5x7)/Cube 0: Measurement grid: dx=8mm, dy=8mm, dz=5mm

Reference Value = 27.54 V/m; Power Drift = -0.06 dB

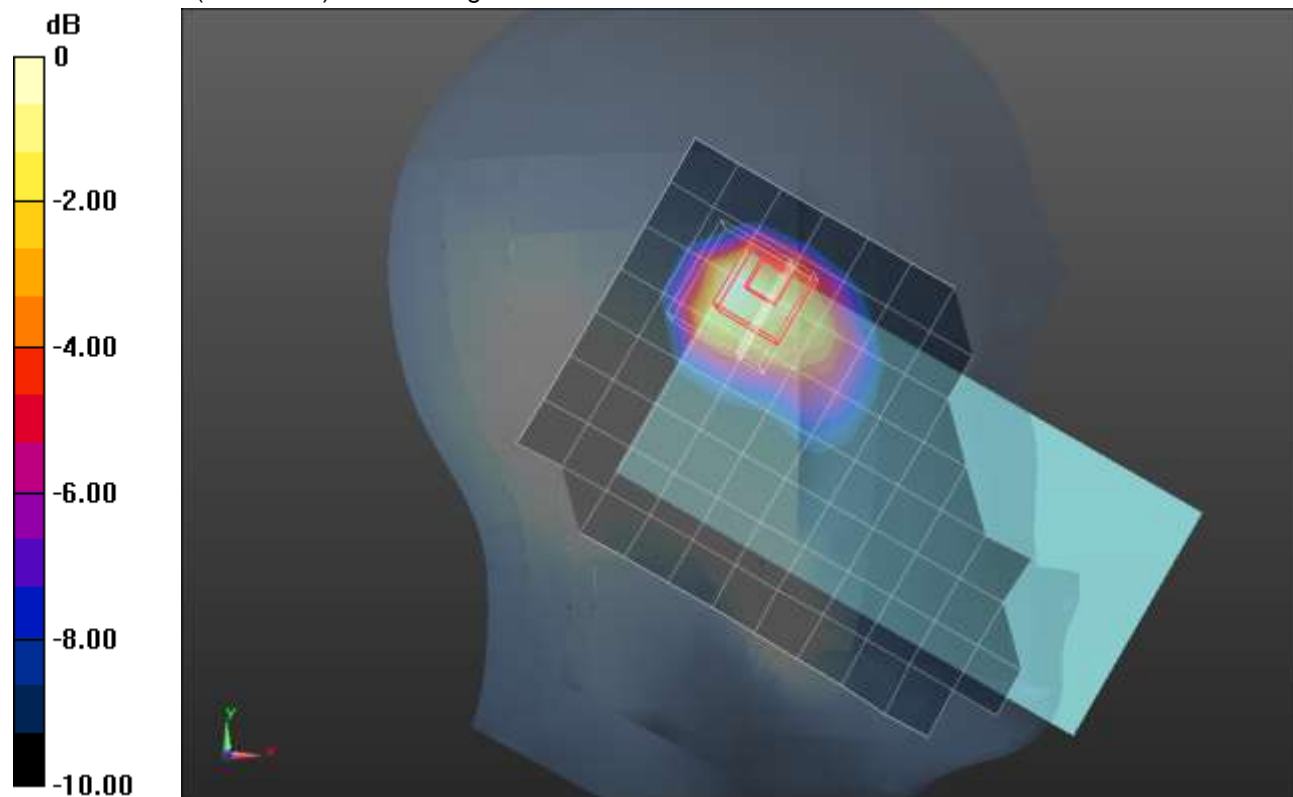
Peak SAR (extrapolated) = 1.97 W/kg

SAR(1 g) = 0.900 W/kg; SAR(10 g) = 0.499 W/kg

Smallest distance from peaks to all points 3 dB below = 6.8 mm

Ratio of SAR at M2 to SAR at M1 = 51.8%

Maximum value of SAR (measured) = 1.43 W/kg



0 dB = 1.43 W/kg = 1.55 dBW/kg

LTE Band 25 ANT 4

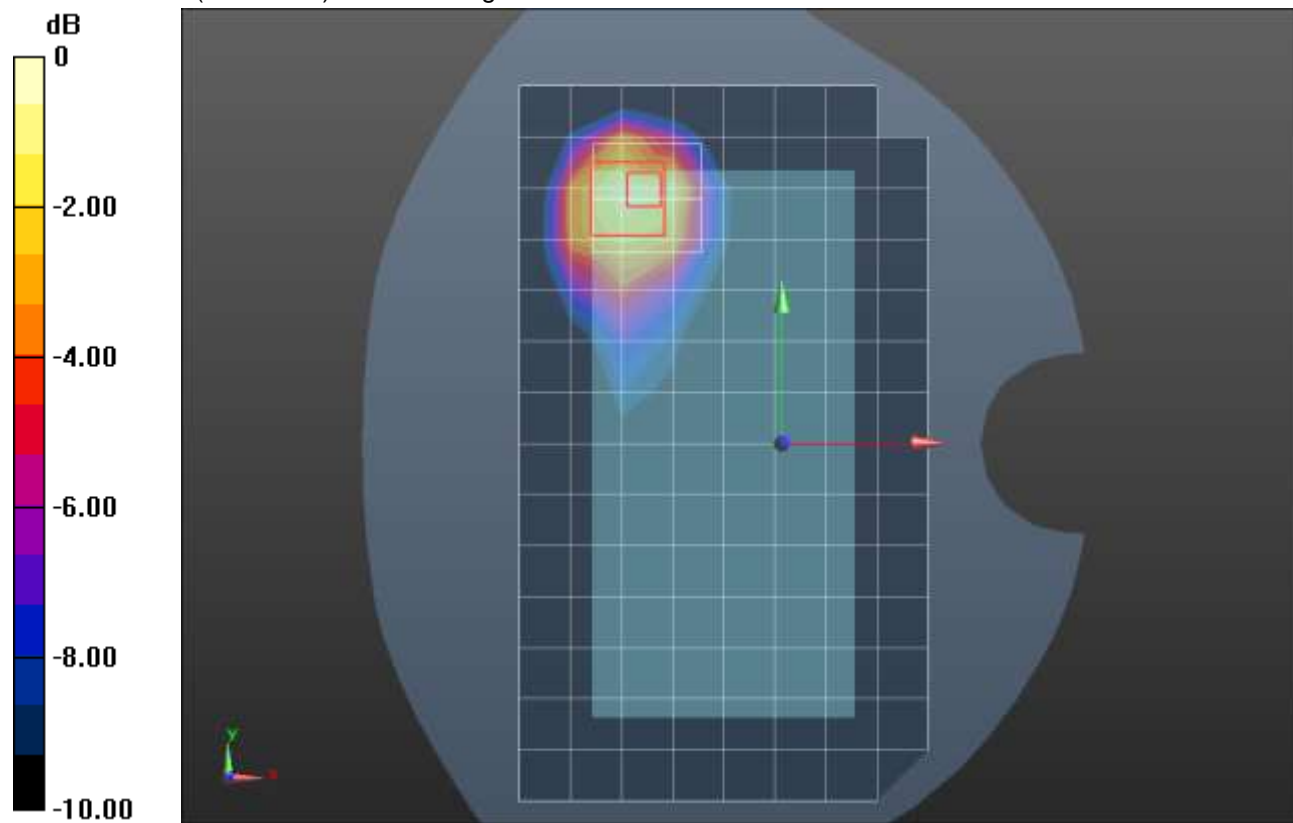
Frequency: 1882.5 MHz; Duty Cycle: 1:1; Room Ambient Temperature: 24.0°C; Liquid Temperature: 23.0°C
 Medium parameters used (interpolated): $f = 1882.5$ MHz; $\sigma = 1.423$ S/m; $\epsilon_r = 38.254$; $\rho = 1000$ kg/m³

DASY5 Configuration:

- Area Scan Setting: Find Secondary Maximum Within: 2.0 dB and with a peak SAR value greater than 0.0012W/kg
- Electronics: DAE4 Sn1380; Calibrated: 8/19/2020
- Probe: EX3DV4 - SN3749; ConvF(7.86, 7.86, 7.86) @ 1882.5 MHz; Calibrated: 2/5/2021
- Sensor-Surface: 2.5mm (Mechanical Surface Detection)
- Phantom: SAM v4.0(A); Type: QD000P40CD; Serial: 1632

Rear/QPSK RB 50,24 Ch 26365/Area Scan (9x15x1): Measurement grid: dx=15mm, dy=15mm
 Maximum value of SAR (measured) = 0.808 W/kg

Rear/QPSK RB 50,24 Ch 26365/Zoom Scan (5x5x7)/Cube 0: Measurement grid: dx=8mm, dy=8mm, dz=5mm
 Reference Value = 24.12 V/m; Power Drift = -0.01 dB
 Peak SAR (extrapolated) = 1.48 W/kg
SAR(1 g) = 0.696 W/kg; SAR(10 g) = 0.370 W/kg
 Smallest distance from peaks to all points 3 dB below = 11.3 mm
 Ratio of SAR at M2 to SAR at M1 = 47.9%
 Maximum value of SAR (measured) = 0.965 W/kg



0 dB = 0.965 W/kg = -0.15 dBW/kg

LTE Band 25 ANT 4

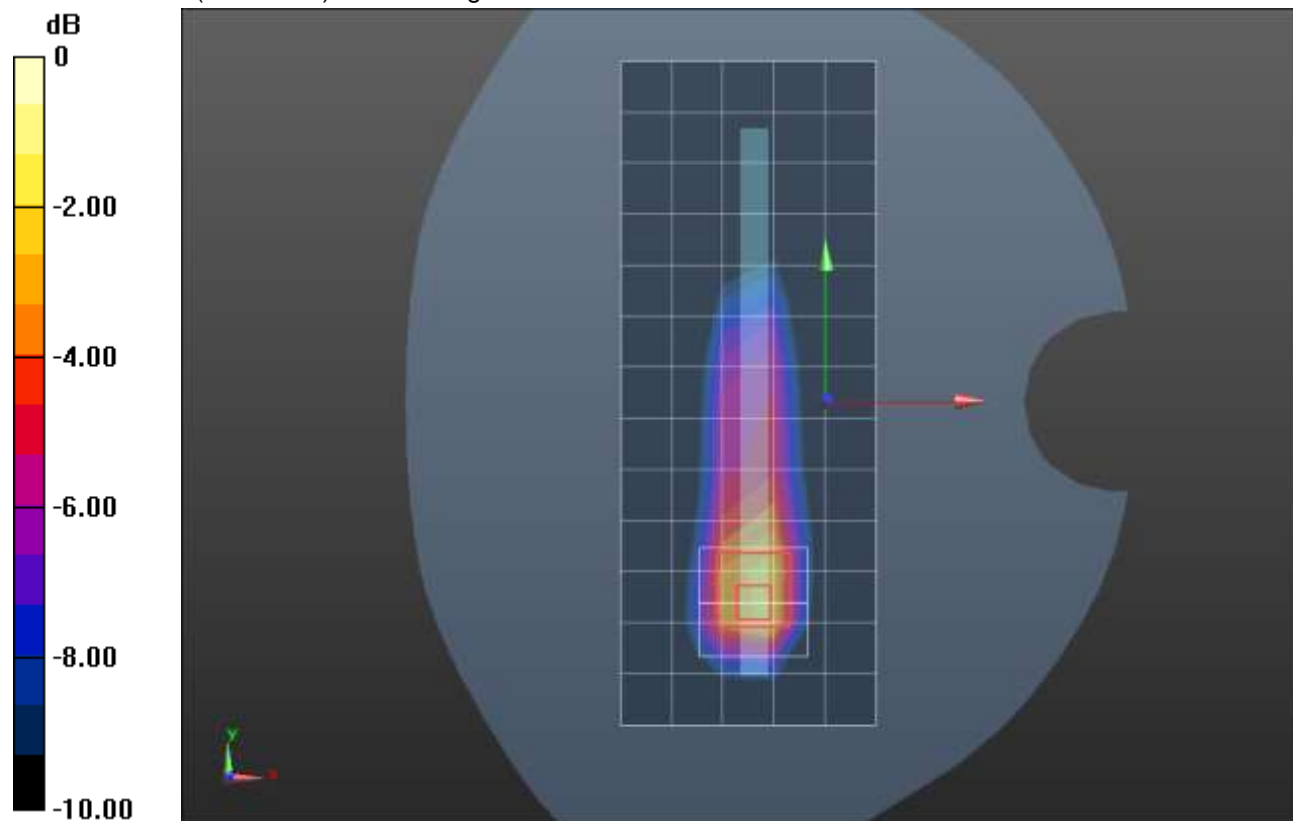
Frequency: 1905 MHz; Duty Cycle: 1:1; Room Ambient Temperature: 24.0°C; Liquid Temperature: 23.0°C
 Medium parameters used: $f = 1905 \text{ MHz}$; $\sigma = 1.435 \text{ S/m}$; $\epsilon_r = 38.271$; $\rho = 1000 \text{ kg/m}^3$

DASY5 Configuration:

- Area Scan Setting: Find Secondary Maximum Within: 2.0 dB and with a peak SAR value greater than 0.0012W/kg
- Electronics: DAE4 Sn1380; Calibrated: 8/19/2020
- Probe: EX3DV4 - SN3749; ConvF(7.86, 7.86, 7.86) @ 1905 MHz; Calibrated: 2/5/2021
- Sensor-Surface: 2.5mm (Mechanical Surface Detection)
- Phantom: SAM v4.0(A); Type: QD000P40CD; Serial: 1632

Edge 2/QPSK RB 1,49 Ch 26590/Area Scan (6x14x1): Measurement grid: dx=15mm, dy=15mm
 Maximum value of SAR (measured) = 0.777 W/kg

Edge 2/QPSK RB 1,49 Ch 26590/Zoom Scan (5x5x7)/Cube 0: Measurement grid: dx=8mm, dy=8mm, dz=5mm
 Reference Value = 23.46 V/m; Power Drift = 0.16 dB
 Peak SAR (extrapolated) = 1.78 W/kg
SAR(1 g) = 0.890 W/kg; SAR(10 g) = 0.431 W/kg
 Smallest distance from peaks to all points 3 dB below = 8.6 mm
 Ratio of SAR at M2 to SAR at M1 = 52.5%
 Maximum value of SAR (measured) = 1.26 W/kg



0 dB = 1.26 W/kg = 1.00 dBW/kg

LTE Band 26 ANT 1

Frequency: 831.5 MHz; Duty Cycle: 1:1; Room Ambient Temperature: 24.0°C; Liquid Temperature: 23.0°C
 Medium parameters used (interpolated): $f = 831.5$ MHz; $\sigma = 0.926$ S/m; $\epsilon_r = 40.827$; $\rho = 1000$ kg/m³

DASY5 Configuration:

- Area Scan Setting: Find Secondary Maximum Within: 2.0 dB and with a peak SAR value greater than 0.0012W/kg
- Electronics: DAE4 Sn1545; Calibrated: 2/22/2021
- Probe: EX3DV4 - SN7448; ConvF(9.76, 9.76, 9.76) @ 831.5 MHz; Calibrated: 2/26/2021
- Sensor-Surface: 1.4mm (Mechanical Surface Detection)
- Phantom: SAM with CRP v5.0; Type: QD000P40CD; Serial: TP:xxxx

RHS/Touch_QPSK RB 1,25 Ch 26865/Area Scan (9x14x1): Measurement grid: dx=15mm, dy=15mm

[Info: Interpolated medium parameters used for SAR evaluation.](#)

Maximum value of SAR (measured) = 0.197 W/kg

RHS/Touch_QPSK RB 1,25 Ch 26865/Zoom Scan (5x5x7)/Cube 0: Measurement grid: dx=8mm, dy=8mm, dz=5mm

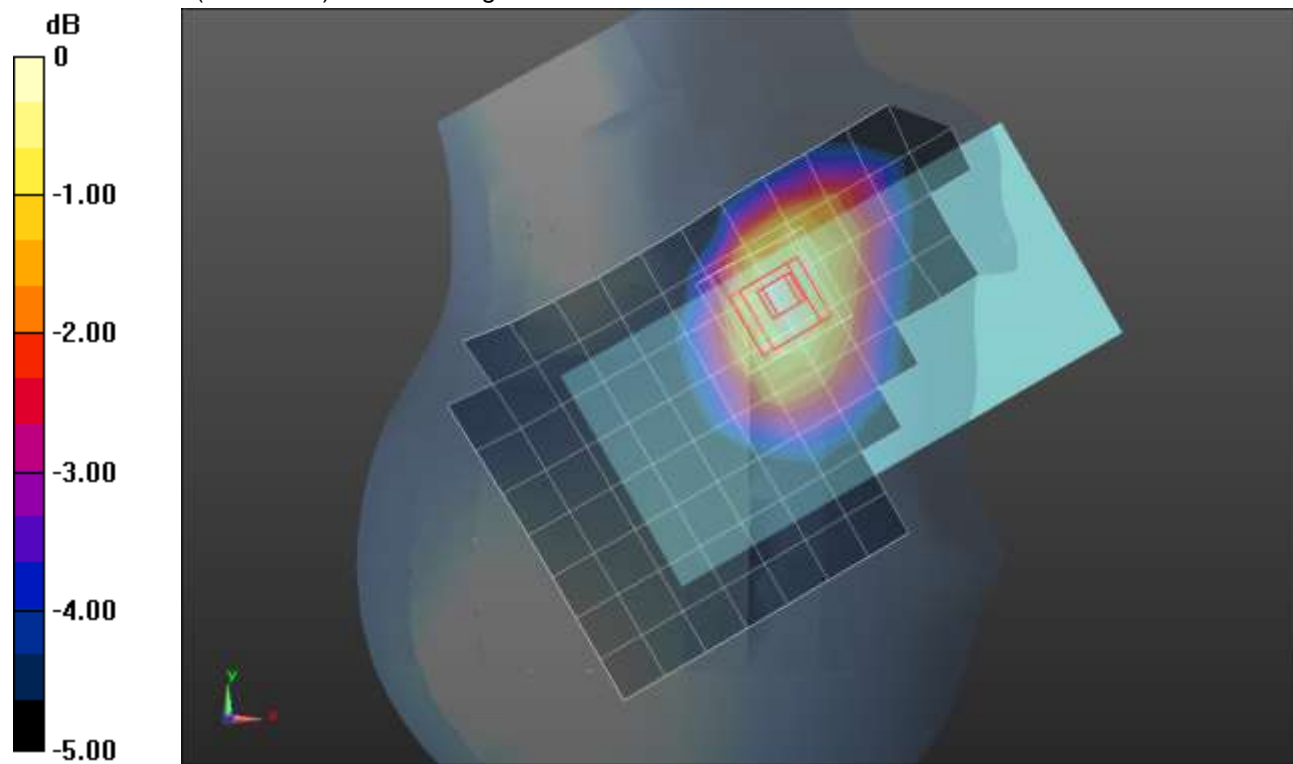
Reference Value = 13.45 V/m; Power Drift = 0.17 dB

Peak SAR (extrapolated) = 0.223 W/kg

SAR(1 g) = 0.162 W/kg; SAR(10 g) = 0.122 W/kg

[Info: Interpolated medium parameters used for SAR evaluation.](#)

Maximum value of SAR (measured) = 0.202 W/kg



0 dB = 0.202 W/kg = -6.95 dBW/kg

LTE Band 26 ANT 1

Frequency: 844 MHz; Duty Cycle: 1:1; Room Ambient Temperature: 24.0°C; Liquid Temperature: 23.0°C
 Medium parameters used (interpolated): $f = 844 \text{ MHz}$; $\sigma = 0.932 \text{ S/m}$; $\epsilon_r = 40.803$; $\rho = 1000 \text{ kg/m}^3$

DASY5 Configuration:

- Area Scan Setting: Find Secondary Maximum Within: 2.0 dB and with a peak SAR value greater than 0.0012W/kg
- Electronics: DAE4 Sn1545; Calibrated: 2/22/2021
- Probe: EX3DV4 - SN7448; ConvF(9.76, 9.76, 9.76) @ 844 MHz; Calibrated: 2/26/2021
- Sensor-Surface: 2.5mm (Mechanical Surface Detection)
- Phantom: SAM with CRP v5.0; Type: QD000P40CD; Serial: TP:xxxx

Rear/QPSK RB 25,12 Ch 26990/Area Scan (9x14x1): Measurement grid: dx=15mm, dy=15mm

[Info: Interpolated medium parameters used for SAR evaluation.](#)

Maximum value of SAR (measured) = 0.944 W/kg

Rear/QPSK RB 25,12 Ch 26990/Zoom Scan (5x5x7)/Cube 0: Measurement grid: dx=8mm, dy=8mm, dz=5mm

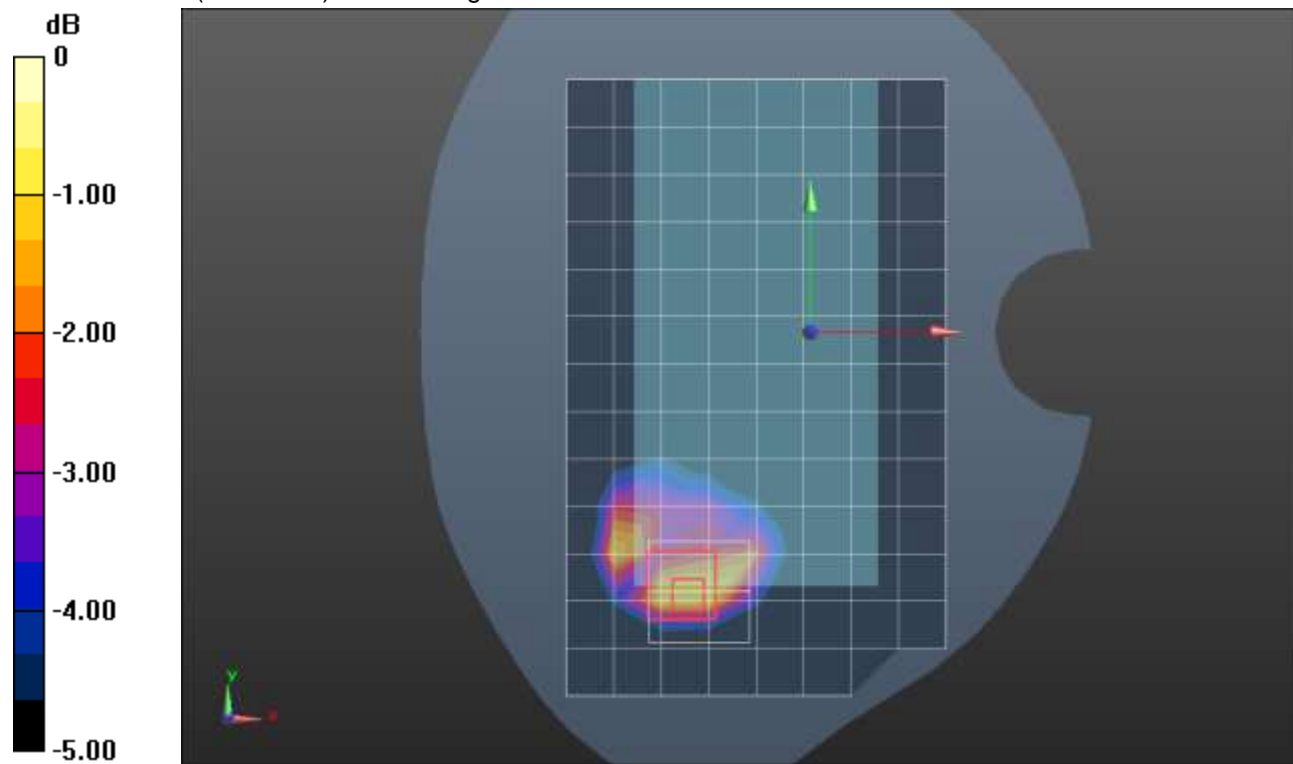
Reference Value = 31.44 V/m; Power Drift = -0.19 dB

Peak SAR (extrapolated) = 1.59 W/kg

SAR(1 g) = 0.768 W/kg; SAR(10 g) = 0.412 W/kg

[Info: Interpolated medium parameters used for SAR evaluation.](#)

Maximum value of SAR (measured) = 1.11 W/kg



0 dB = 1.11 W/kg = 0.45 dBW/kg

LTE Band 26 ANT 2

Frequency: 831.5 MHz; Duty Cycle: 1:1; Room Ambient Temperature: 24.0°C; Liquid Temperature: 23.0°C
 Medium parameters used (interpolated): $f = 831.5$ MHz; $\sigma = 0.926$ S/m; $\epsilon_r = 40.827$; $\rho = 1000$ kg/m³

DASY5 Configuration:

- Area Scan Setting: Find Secondary Maximum Within: 2.0 dB and with a peak SAR value greater than 0.0012W/kg
- Electronics: DAE4 Sn1545; Calibrated: 2/22/2021
- Probe: EX3DV4 - SN7448; ConvF(9.76, 9.76, 9.76) @ 831.5 MHz; Calibrated: 2/26/2021
- Sensor-Surface: 1.4mm (Mechanical Surface Detection)
- Phantom: SAM with CRP v5.0; Type: QD000P40CD; Serial: TP:xxxx

RHS/Touch_QPSK RB 1,25 Ch 26865/Area Scan (9x14x1): Measurement grid: dx=15mm, dy=15mm

[Info: Interpolated medium parameters used for SAR evaluation.](#)

Maximum value of SAR (measured) = 1.09 W/kg

RHS/Touch_QPSK RB 1,25 Ch 26865/Zoom Scan (5x5x7)/Cube 0: Measurement grid: dx=8mm, dy=8mm, dz=5mm


Reference Value = 32.26 V/m; Power Drift = 0.06 dB

Peak SAR (extrapolated) = 1.46 W/kg

SAR(1 g) = 0.874 W/kg; SAR(10 g) = 0.592 W/kg

[Info: Interpolated medium parameters used for SAR evaluation.](#)

Maximum value of SAR (measured) = 1.19 W/kg



0 dB = 1.19 W/kg = 0.76 dBW/kg

LTE Band 26 ANT 2

Frequency: 831.5 MHz; Duty Cycle: 1:1; Room Ambient Temperature: 24.0°C; Liquid Temperature: 23.0°C
 Medium parameters used (interpolated): $f = 831.5$ MHz; $\sigma = 0.926$ S/m; $\epsilon_r = 40.827$; $\rho = 1000$ kg/m³

DASY5 Configuration:

- Area Scan Setting: Find Secondary Maximum Within: 2.0 dB and with a peak SAR value greater than 0.0012W/kg
- Electronics: DAE4 Sn1545; Calibrated: 2/22/2021
- Probe: EX3DV4 - SN7448; ConvF(9.76, 9.76, 9.76) @ 831.5 MHz; Calibrated: 2/26/2021
- Sensor-Surface: 2.5mm (Mechanical Surface Detection)
- Phantom: SAM with CRP v5.0; Type: QD000P40CD; Serial: TP:xxxx

Rear/QPSK RB 1,25 Ch 26865/Area Scan (9x15x1): Measurement grid: dx=15mm, dy=15mm

[Info: Interpolated medium parameters used for SAR evaluation.](#)

Maximum value of SAR (measured) = 0.420 W/kg

Rear/QPSK RB 1,25 Ch 26865/Zoom Scan (5x5x7)/Cube 0: Measurement grid: dx=8mm, dy=8mm, dz=5mm

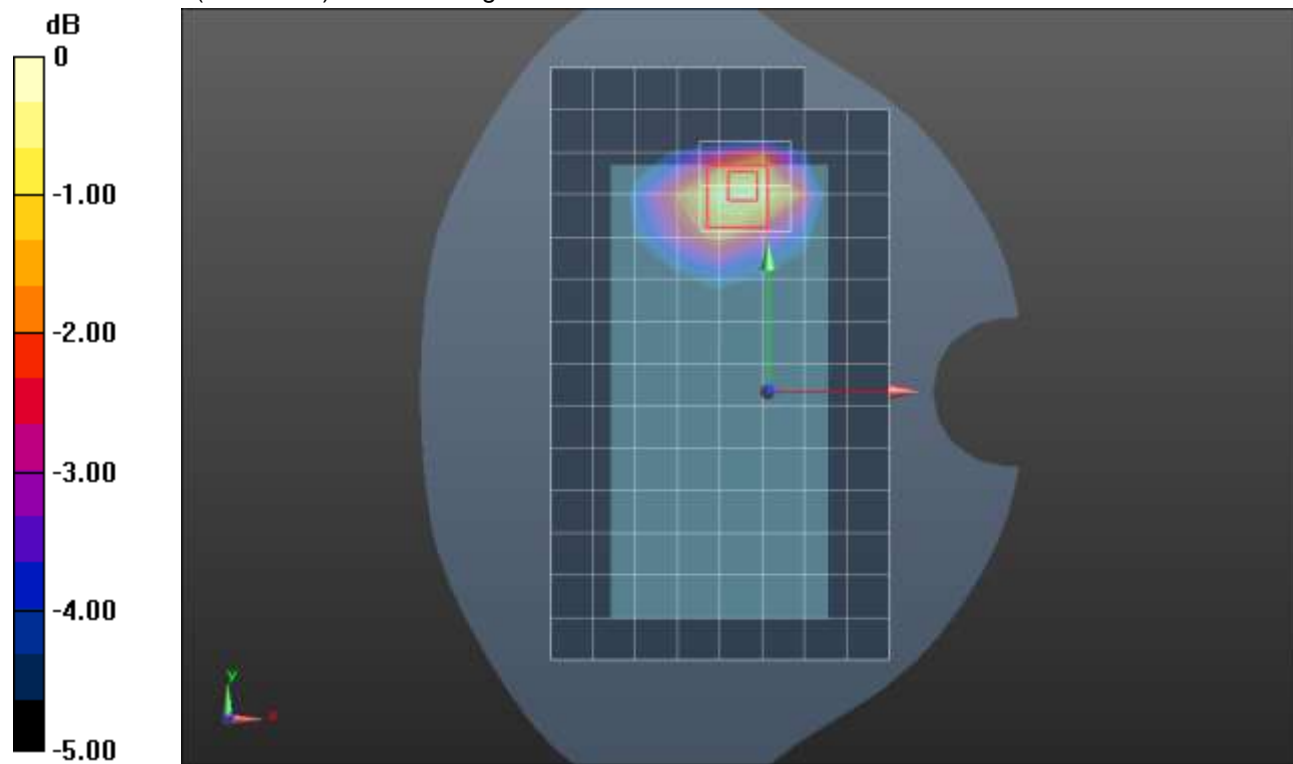
Reference Value = 21.78 V/m; Power Drift = 0.05 dB

Peak SAR (extrapolated) = 0.570 W/kg

SAR(1 g) = 0.375 W/kg; SAR(10 g) = 0.237 W/kg

[Info: Interpolated medium parameters used for SAR evaluation.](#)

Maximum value of SAR (measured) = 0.455 W/kg



0 dB = 0.455 W/kg = -3.42 dBW/kg

LTE Band 30 ANT 1

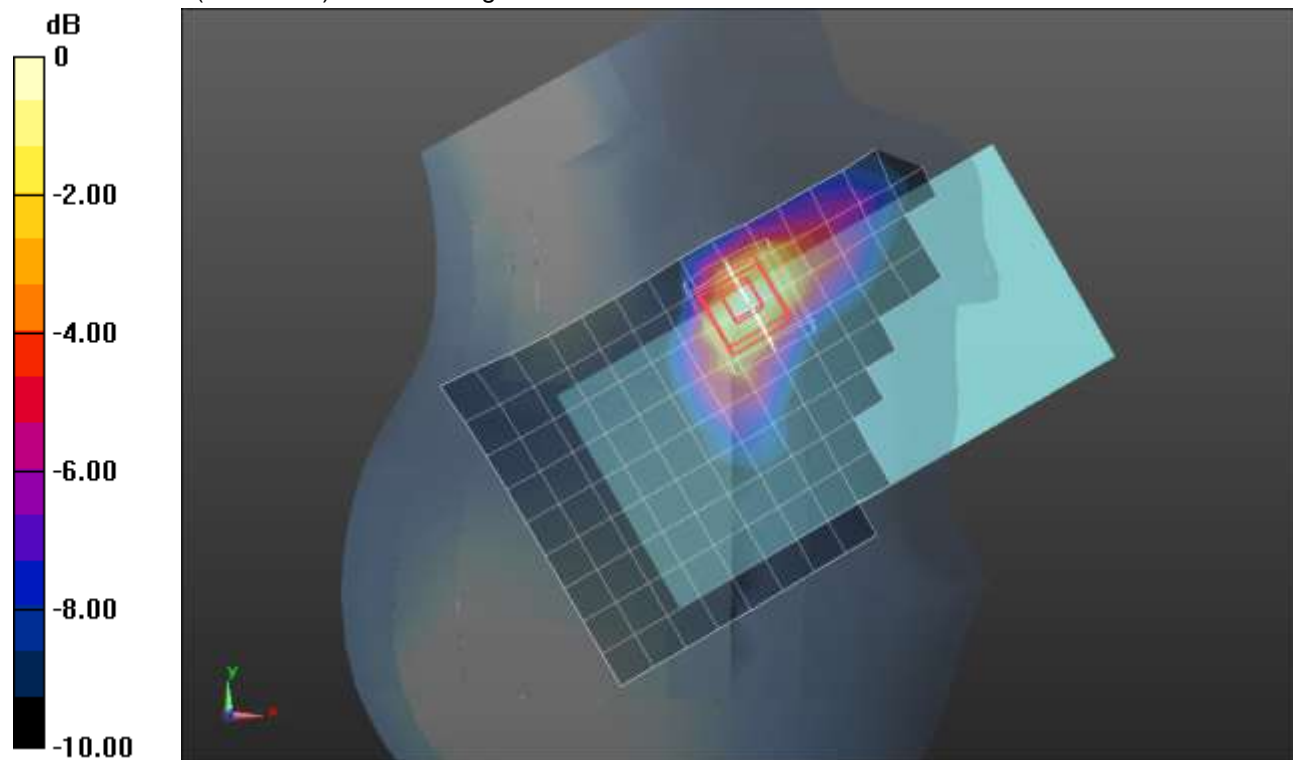
Frequency: 2310 MHz; Duty Cycle: 1:1; Room Ambient Temperature: 24.0°C; Liquid Temperature: 23.0°C
 Medium parameters used: $f = 2310 \text{ MHz}$; $\sigma = 1.676 \text{ S/m}$; $\epsilon_r = 37.97$; $\rho = 1000 \text{ kg/m}^3$

DASY5 Configuration:

- Area Scan Setting: Find Secondary Maximum Within: 2.0 dB and with a peak SAR value greater than 0.0012W/kg
- Electronics: DAE4 Sn1547; Calibrated: 4/19/2021
- Probe: EX3DV4 - SN7482; ConvF(7.52, 7.52, 7.52) @ 2310 MHz; Calibrated: 4/26/2021
- Sensor-Surface: 1.4mm (Mechanical Surface Detection), Sensor-Surface: 2.5mm (Mechanical Surface Detection)
- Phantom: SAM (B); Type: QD000P40CD; Serial: 1632

RHS/Touch QPSK RB 1,25 ch 27710/Area Scan (10x18x1): Measurement grid: $dx=12\text{mm}$, $dy=12\text{mm}$
 Maximum value of SAR (measured) = 0.724 W/kg

RHS/Touch QPSK RB 1,25 ch 27710/Zoom Scan (7x7x7)/Cube 0: Measurement grid: $dx=5\text{mm}$, $dy=5\text{mm}$, $dz=5\text{mm}$
 Reference Value = 18.19 V/m; Power Drift = 0.02 dB
 Peak SAR (extrapolated) = 0.909 W/kg
SAR(1 g) = 0.468 W/kg; SAR(10 g) = 0.239 W/kg
 Smallest distance from peaks to all points 3 dB below = 9.2 mm
 Ratio of SAR at M2 to SAR at M1 = 53.5%
 Maximum value of SAR (measured) = 0.631 W/kg



0 dB = 0.631 W/kg = -2.00 dBW/kg

LTE Band 30 ANT 1

Frequency: 2310 MHz; Duty Cycle: 1:1; Room Ambient Temperature: 24.0°C; Liquid Temperature: 23.0°C
 Medium parameters used: $f = 2310$ MHz; $\sigma = 1.67$ S/m; $\epsilon_r = 38.348$; $\rho = 1000$ kg/m³

DASY5 Configuration:

- Area Scan Setting: Find Secondary Maximum Within: 2.0 dB and with a peak SAR value greater than 0.0012W/kg
- Electronics: DAE4 Sn1547; Calibrated: 4/19/2021
- Probe: EX3DV4 - SN7482; ConvF(7.52, 7.52, 7.52) @ 2310 MHz; Calibrated: 4/26/2021
- Sensor-Surface: 2.5mm (Mechanical Surface Detection)
- Phantom: SAM (B); Type: QD000P40CD; Serial: 1632

Rear/QPSK RB 25,12 ch 27710/Area Scan (12x17x1): Measurement grid: dx=12mm, dy=12mm
 Maximum value of SAR (measured) = 0.595 W/kg

Rear/QPSK RB 25,12 ch 27710/Zoom Scan (7x7x7)/Cube 0: Measurement grid: dx=5mm, dy=5mm, dz=5mm

Reference Value = 17.20 V/m; Power Drift = -0.17 dB

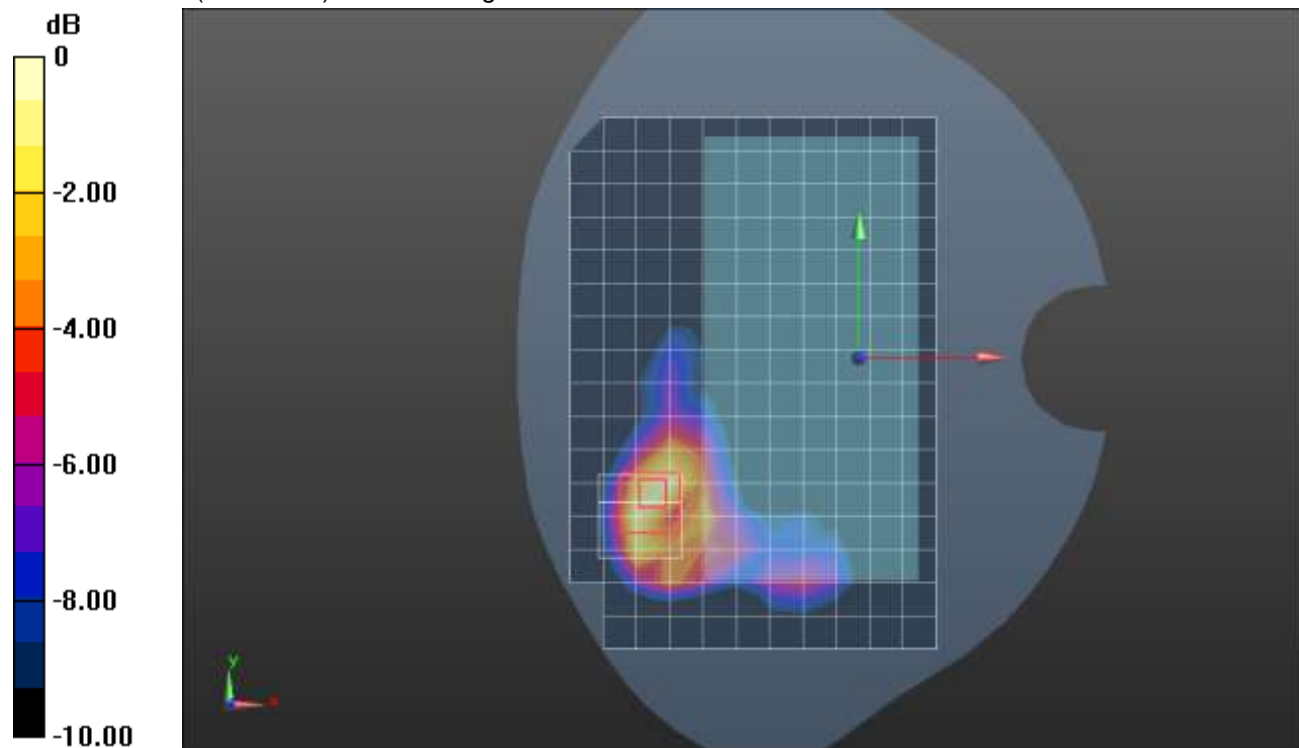
Peak SAR (extrapolated) = 1.04 W/kg

SAR(1 g) = 0.466 W/kg; SAR(10 g) = 0.213 W/kg

Smallest distance from peaks to all points 3 dB below = 7.1 mm

Ratio of SAR at M2 to SAR at M1 = 44.7%

Maximum value of SAR (measured) = 0.662 W/kg



0 dB = 0.662 W/kg = -1.79 dBW/kg

LTE Band 30 ANT 1

Frequency: 2310 MHz; Duty Cycle: 1:1; Room Ambient Temperature: 24.0°C; Liquid Temperature: 23.0°C
 Medium parameters used: $f = 2310$ MHz; $\sigma = 1.67$ S/m; $\epsilon_r = 38.348$; $\rho = 1000$ kg/m³

DASY5 Configuration:

- Area Scan Setting: Find Secondary Maximum Within: 2.0 dB and with a peak SAR value greater than 0.0012W/kg
- Electronics: DAE4 Sn1547; Calibrated: 4/19/2021
- Probe: EX3DV4 - SN7482; ConvF(7.52, 7.52, 7.52) @ 2310 MHz; Calibrated: 4/26/2021
- Sensor-Surface: 2.5mm (Mechanical Surface Detection (Locations From Previous Scan Used)), Sensor-Surface: 2.5mm (Mechanical Surface Detection)
- Phantom: SAM (B); Type: QD000P40CD; Serial: 1632

Edge 2/QPSK RB 50,0 ch 27710/Area Scan (7x17x1): Measurement grid: dx=12mm, dy=12mm
 Maximum value of SAR (measured) = 1.09 W/kg

Edge 2/QPSK RB 50,0 ch 27710/Zoom Scan (7x7x7)/Cube 0: Measurement grid: dx=5mm, dy=5mm, dz=5mm

Reference Value = 24.83 V/m; Power Drift = 0.10 dB

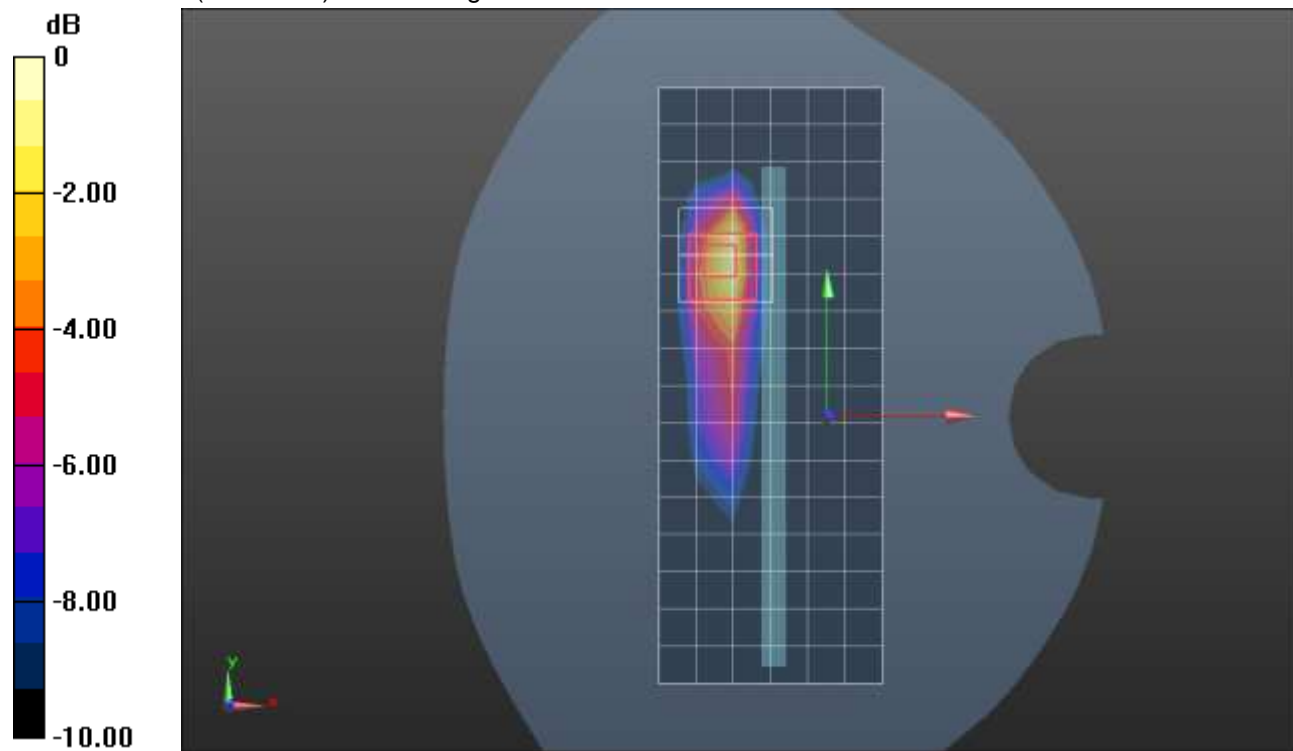
Peak SAR (extrapolated) = 2.01 W/kg

SAR(1 g) = 0.878 W/kg; SAR(10 g) = 0.372 W/kg

Smallest distance from peaks to all points 3 dB below = 7 mm

Ratio of SAR at M2 to SAR at M1 = 47.2%

Maximum value of SAR (measured) = 1.27 W/kg



0 dB = 1.27 W/kg = 1.04 dBW/kg

LTE Band 30 ANT 2

Frequency: 2310 MHz; Duty Cycle: 1:1; Room Ambient Temperature: 24.0°C; Liquid Temperature: 23.0°C
 Medium parameters used: $f = 2310 \text{ MHz}$; $\sigma = 1.67 \text{ S/m}$; $\epsilon_r = 38.348$; $\rho = 1000 \text{ kg/m}^3$

DASY5 Configuration:

- Area Scan Setting: Find Secondary Maximum Within: 2.0 dB and with a peak SAR value greater than 0.0012W/kg
- Electronics: DAE4 Sn1547; Calibrated: 4/19/2021
- Probe: EX3DV4 - SN7482; ConvF(7.52, 7.52, 7.52) @ 2310 MHz; Calibrated: 4/26/2021
- Sensor-Surface: 2.5mm (Mechanical Surface Detection (Locations From Previous Scan Used)), Sensor-Surface: 2.5mm (Mechanical Surface Detection)
- Phantom: SAM (B); Type: QD000P40CD; Serial: 1632

LHS/Tilt QPSK RB 25,12 ch 27710/Area Scan (11x17x1): Measurement grid: $dx=12\text{mm}$, $dy=12\text{mm}$
 Maximum value of SAR (measured) = 1.13 W/kg

LHS/Tilt QPSK RB 25,12 ch 27710/Zoom Scan (7x7x7)/Cube 0: Measurement grid: $dx=5\text{mm}$, $dy=5\text{mm}$, $dz=5\text{mm}$

Reference Value = 28.24 V/m; Power Drift = -0.03 dB

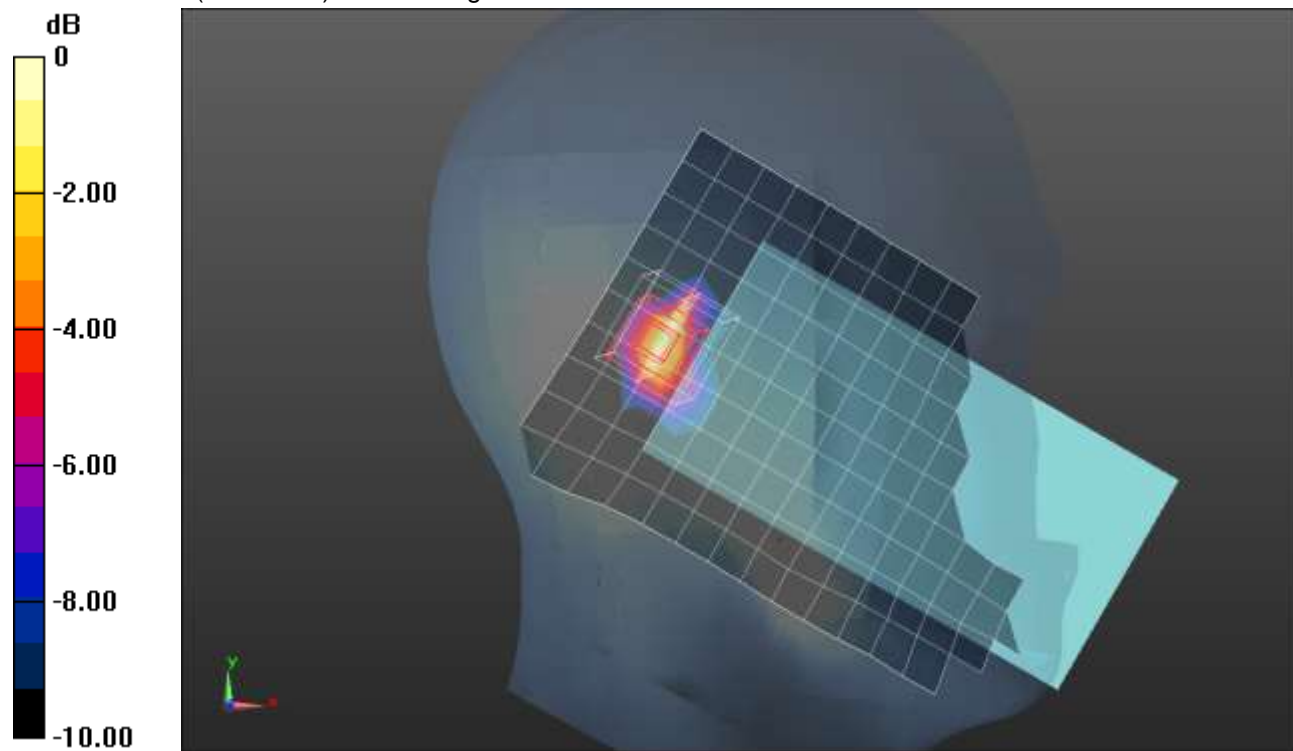
Peak SAR (extrapolated) = 2.03 W/kg

SAR(1 g) = 0.875 W/kg; SAR(10 g) = 0.360 W/kg

Smallest distance from peaks to all points 3 dB below = 7 mm

Ratio of SAR at M2 to SAR at M1 = 45.3%

Maximum value of SAR (measured) = 1.33 W/kg



0 dB = 1.33 W/kg = 1.24 dBW/kg

LTE Band 30 ANT 2

Frequency: 2310 MHz; Duty Cycle: 1:1; Room Ambient Temperature: 24.0°C; Liquid Temperature: 23.0°C
 Medium parameters used: $f = 2310 \text{ MHz}$; $\sigma = 1.67 \text{ S/m}$; $\epsilon_r = 38.348$; $\rho = 1000 \text{ kg/m}^3$

DASY5 Configuration:

- Area Scan Setting: Find Secondary Maximum Within: 2.0 dB and with a peak SAR value greater than 0.0012W/kg
- Electronics: DAE4 Sn1547; Calibrated: 4/19/2021
- Probe: EX3DV4 - SN7482; ConvF(7.52, 7.52, 7.52) @ 2310 MHz; Calibrated: 4/26/2021
- Sensor-Surface: 2.5mm (Mechanical Surface Detection (Locations From Previous Scan Used)), Sensor-Surface: 2.5mm (Mechanical Surface Detection)
- Phantom: SAM (B); Type: QD000P40CD; Serial: 1632

Rear/QPSK RB 50,0 ch 27710/Area Scan (11x17x1): Measurement grid: dx=12mm, dy=12mm
 Maximum value of SAR (measured) = 1.22 W/kg

Rear/QPSK RB 50,0 ch 27710/Zoom Scan (7x7x7)/Cube 0: Measurement grid: dx=5mm, dy=5mm, dz=5mm

Reference Value = 26.98 V/m; Power Drift = 0.11 dB

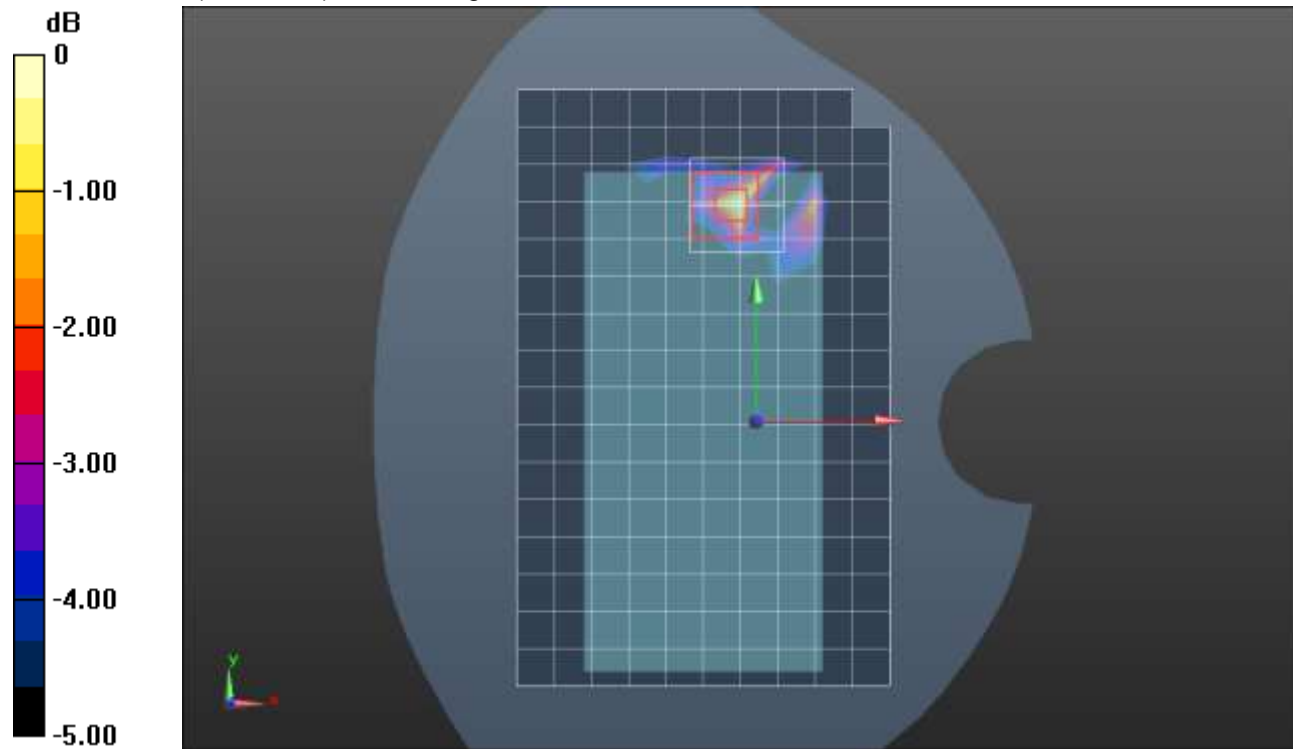
Peak SAR (extrapolated) = 2.02 W/kg

SAR(1 g) = 0.861 W/kg; SAR(10 g) = 0.363 W/kg

Smallest distance from peaks to all points 3 dB below = 8.2 mm

Ratio of SAR at M2 to SAR at M1 = 44.3%

Maximum value of SAR (measured) = 1.25 W/kg



0 dB = 1.25 W/kg = 0.97 dBW/kg

LTE Band 30 ANT 3

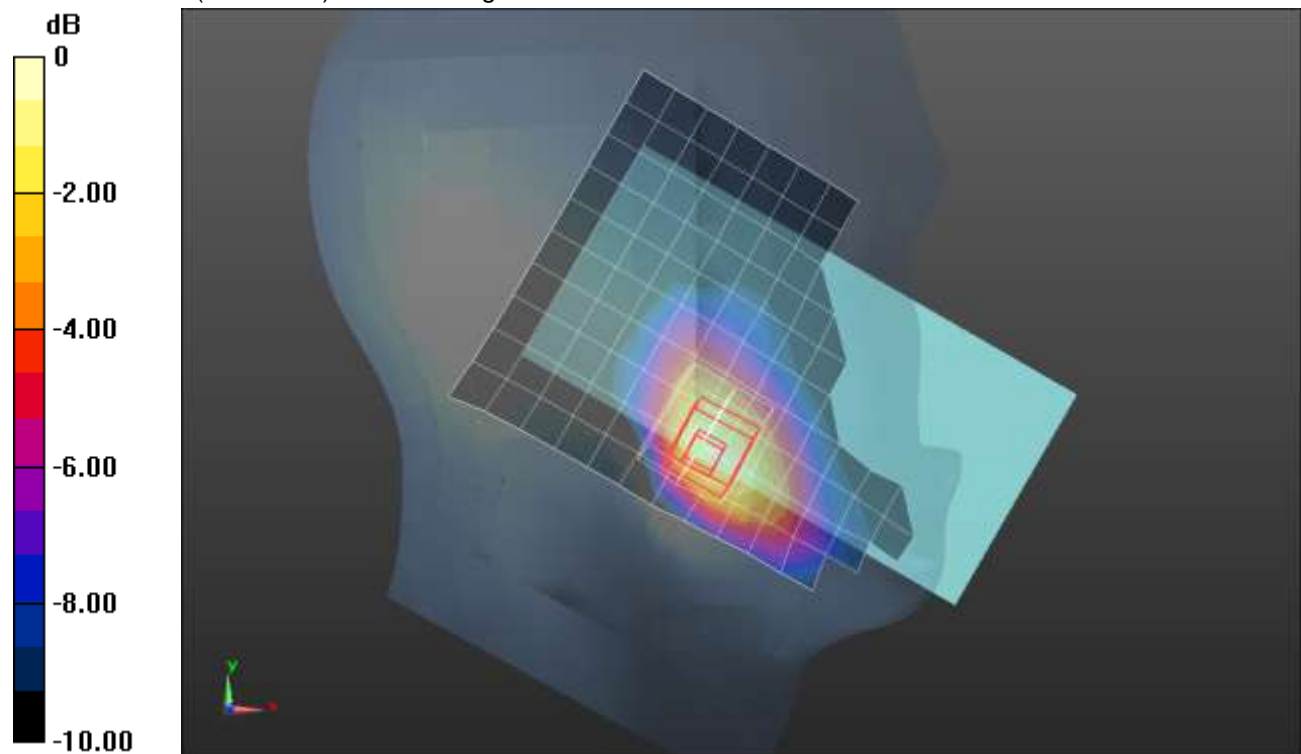
Frequency: 2310 MHz; Duty Cycle: 1:1; Room Ambient Temperature: 24.0°C; Liquid Temperature: 23.0°C
 Medium parameters used: $f = 2310 \text{ MHz}$; $\sigma = 1.639 \text{ S/m}$; $\epsilon_r = 39.125$; $\rho = 1000 \text{ kg/m}^3$

DASY5 Configuration:

- Area Scan Setting: Find Secondary Maximum Within: 2.0 dB and with a peak SAR value greater than 0.0012W/kg
- Electronics: DAE4 Sn1547; Calibrated: 4/19/2021
- Probe: EX3DV4 - SN7482; ConvF(7.52, 7.52, 7.52) @ 2310 MHz; Calibrated: 4/26/2021
- Sensor-Surface: 2.5mm (Mechanical Surface Detection)
- Phantom: SAM (B); Type: QD000P40CD; Serial: 1632

LHS/Touch QPSK RB 25,12 ch 27710/Area Scan (11x16x1): Measurement grid: dx=12mm, dy=12mm
 Maximum value of SAR (measured) = 0.383 W/kg

LHS/Touch QPSK RB 25,12 ch 27710/Zoom Scan (7x7x7)/Cube 0: Measurement grid: dx=5mm, dy=5mm, dz=5mm
 Reference Value = 14.74 V/m; Power Drift = 0.02 dB
 Peak SAR (extrapolated) = 0.575 W/kg
SAR(1 g) = 0.324 W/kg; SAR(10 g) = 0.181 W/kg
 Smallest distance from peaks to all points 3 dB below = 7.6 mm
 Ratio of SAR at M2 to SAR at M1 = 61.5%
 Maximum value of SAR (measured) = 0.422 W/kg



0 dB = 0.422 W/kg = -3.75 dBW/kg

LTE Band 30 ANT 3

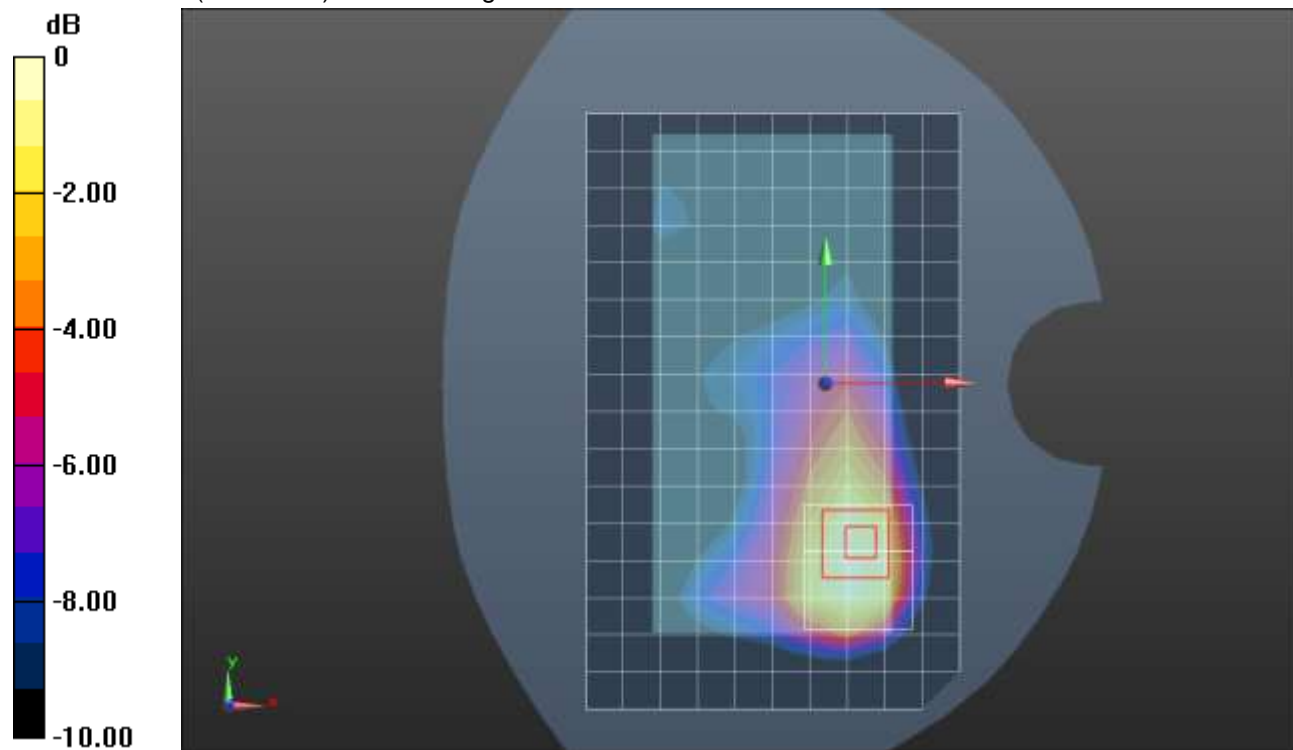
Frequency: 2310 MHz; Duty Cycle: 1:1; Room Ambient Temperature: 24.0°C; Liquid Temperature: 23.0°C
Medium parameters used: $f = 2310 \text{ MHz}$; $\sigma = 1.676 \text{ S/m}$; $\epsilon_r = 37.97$; $\rho = 1000 \text{ kg/m}^3$

DASY5 Configuration:

- Area Scan Setting: Find Secondary Maximum Within: 2.0 dB and with a peak SAR value greater than 0.0012W/kg
- Electronics: DAE4 Sn1547; Calibrated: 4/19/2021
- Probe: EX3DV4 - SN7482; ConvF(7.52, 7.52, 7.52) @ 2310 MHz; Calibrated: 4/26/2021
- Sensor-Surface: 2.5mm (Mechanical Surface Detection)
- Phantom: SAM (B); Type: QD000P40CD; Serial: 1632

Rear/DNU_QPSK RB 25,12 ch 27710/Area Scan (11x17x1): Measurement grid: dx=12mm, dy=12mm
Maximum value of SAR (measured) = 0.533 W/kg

Rear/DNU_QPSK RB 25,12 ch 27710/Zoom Scan (8x9x7)/Cube 0: Measurement grid: dx=5mm, dy=5mm, dz=5mm
Reference Value = 17.99 V/m; Power Drift = -0.04 dB
Peak SAR (extrapolated) = 0.816 W/kg
SAR(1 g) = 0.449 W/kg; SAR(10 g) = 0.243 W/kg
Smallest distance from peaks to all points 3 dB below = 11.2 mm
Ratio of SAR at M2 to SAR at M1 = 53.9%
Maximum value of SAR (measured) = 0.589 W/kg



0 dB = 0.589 W/kg = -2.30 dBW/kg

LTE Band 30 ANT 3

Frequency: 2310 MHz; Duty Cycle: 1:1; Room Ambient Temperature: 24.0°C; Liquid Temperature: 23.0°C
 Medium parameters used: $f = 2310 \text{ MHz}$; $\sigma = 1.651 \text{ S/m}$; $\epsilon_r = 40.637$; $\rho = 1000 \text{ kg/m}^3$

DASY5 Configuration:

- Area Scan Setting: Find Secondary Maximum Within: 2.0 dB and with a peak SAR value greater than 0.0012W/kg
- Electronics: DAE4 Sn1547; Calibrated: 4/19/2021
- Probe: EX3DV4 - SN7482; ConvF(7.52, 7.52, 7.52) @ 2310 MHz; Calibrated: 4/26/2021
- Sensor-Surface: 2.5mm (Mechanical Surface Detection)
- Phantom: SAM (B); Type: QD000P40CD; Serial: 1632

Edge 4/QPSK RB 1,25 ch 27710/Area Scan (7x17x1): Measurement grid: dx=12mm, dy=12mm
 Maximum value of SAR (measured) = 0.983 W/kg

Edge 4/QPSK RB 1,25 ch 27710/Zoom Scan (7x7x7)/Cube 0: Measurement grid: dx=5mm, dy=5mm, dz=5mm

Reference Value = 24.87 V/m; Power Drift = 0.12 dB

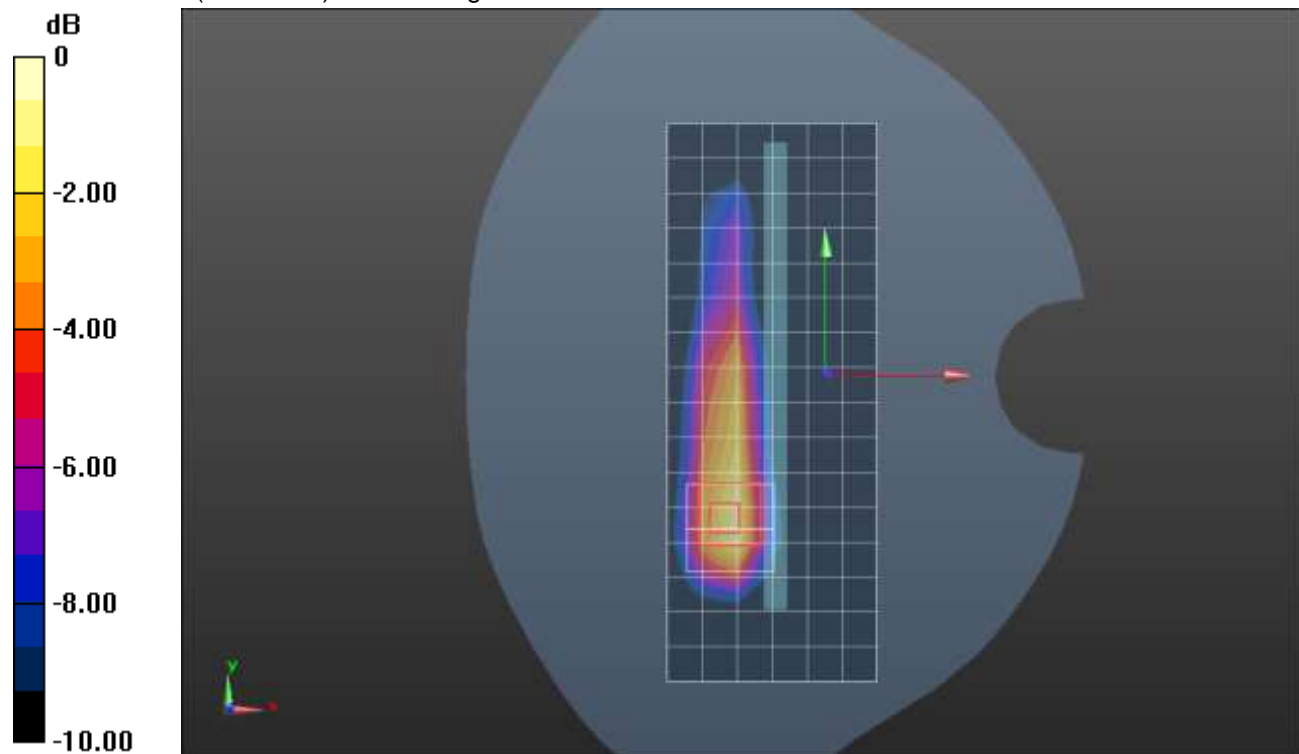
Peak SAR (extrapolated) = 1.69 W/kg

SAR(1 g) = 0.829 W/kg; SAR(10 g) = 0.398 W/kg

Smallest distance from peaks to all points 3 dB below = 8.5 mm

Ratio of SAR at M2 to SAR at M1 = 51%

Maximum value of SAR (measured) = 1.17 W/kg



0 dB = 1.17 W/kg = 0.68 dBW/kg

LTE Band 30 ANT 4

Frequency: 2310 MHz; Duty Cycle: 1:1; Room Ambient Temperature: 24.0°C; Liquid Temperature: 23.0°C

Medium parameters used: $f = 2310 \text{ MHz}$; $\sigma = 1.676 \text{ S/m}$; $\epsilon_r = 37.97$; $\rho = 1000 \text{ kg/m}^3$

DASY5 Configuration:

- Area Scan Setting: Find Secondary Maximum Within: 2.0 dB and with a peak SAR value greater than 0.0012W/kg
- Electronics: DAE4 Sn1547; Calibrated: 4/19/2021
- Probe: EX3DV4 - SN7482; ConvF(7.52, 7.52, 7.52) @ 2310 MHz; Calibrated: 4/26/2021
- Sensor-Surface: 2.5mm (Mechanical Surface Detection)
- Phantom: SAM (B); Type: QD000P40CD; Serial: 1632

LHS/Touch QPSK RB 50,0 ch 27710/Area Scan (11x17x1): Measurement grid: dx=12mm, dy=12mm

Maximum value of SAR (measured) = 1.14 W/kg

LHS/Touch QPSK RB 50,0 ch 27710/Zoom Scan (7x7x7)/Cube 0: Measurement grid: dx=5mm, dy=5mm, dz=5mm

Reference Value = 23.03 V/m; Power Drift = 0.13 dB


Peak SAR (extrapolated) = 1.65 W/kg

SAR(1 g) = 0.805 W/kg; SAR(10 g) = 0.421 W/kg

Smallest distance from peaks to all points 3 dB below = 8.3 mm

Ratio of SAR at M2 to SAR at M1 = 49%

Maximum value of SAR (measured) = 1.13 W/kg



0 dB = 1.13 W/kg = 0.53 dBW/kg

LTE Band 30 ANT 4

Frequency: 2310 MHz; Duty Cycle: 1:1; Room Ambient Temperature: 24.0°C; Liquid Temperature: 23.0°C
 Medium parameters used: $f = 2310 \text{ MHz}$; $\sigma = 1.67 \text{ S/m}$; $\epsilon_r = 38.348$; $\rho = 1000 \text{ kg/m}^3$

DASY5 Configuration:

- Area Scan Setting: Find Secondary Maximum Within: 2.0 dB and with a peak SAR value greater than 0.0012W/kg
- Electronics: DAE4 Sn1547; Calibrated: 4/19/2021
- Probe: EX3DV4 - SN7482; ConvF(7.52, 7.52, 7.52) @ 2310 MHz; Calibrated: 4/26/2021
- Sensor-Surface: 2.5mm (Mechanical Surface Detection (Locations From Previous Scan Used)), Sensor-Surface: 2.5mm (Mechanical Surface Detection)
- Phantom: SAM (B); Type: QD000P40CD; Serial: 1632

Rear/QPSK RB 25,12 ch 27710/Area Scan (11x17x1): Measurement grid: dx=12mm, dy=12mm
 Maximum value of SAR (measured) = 1.03 W/kg

Rear/QPSK RB 25,12 ch 27710/Zoom Scan (7x7x7)/Cube 0: Measurement grid: dx=5mm, dy=5mm, dz=5mm

Reference Value = 25.32 V/m; Power Drift = -0.03 dB

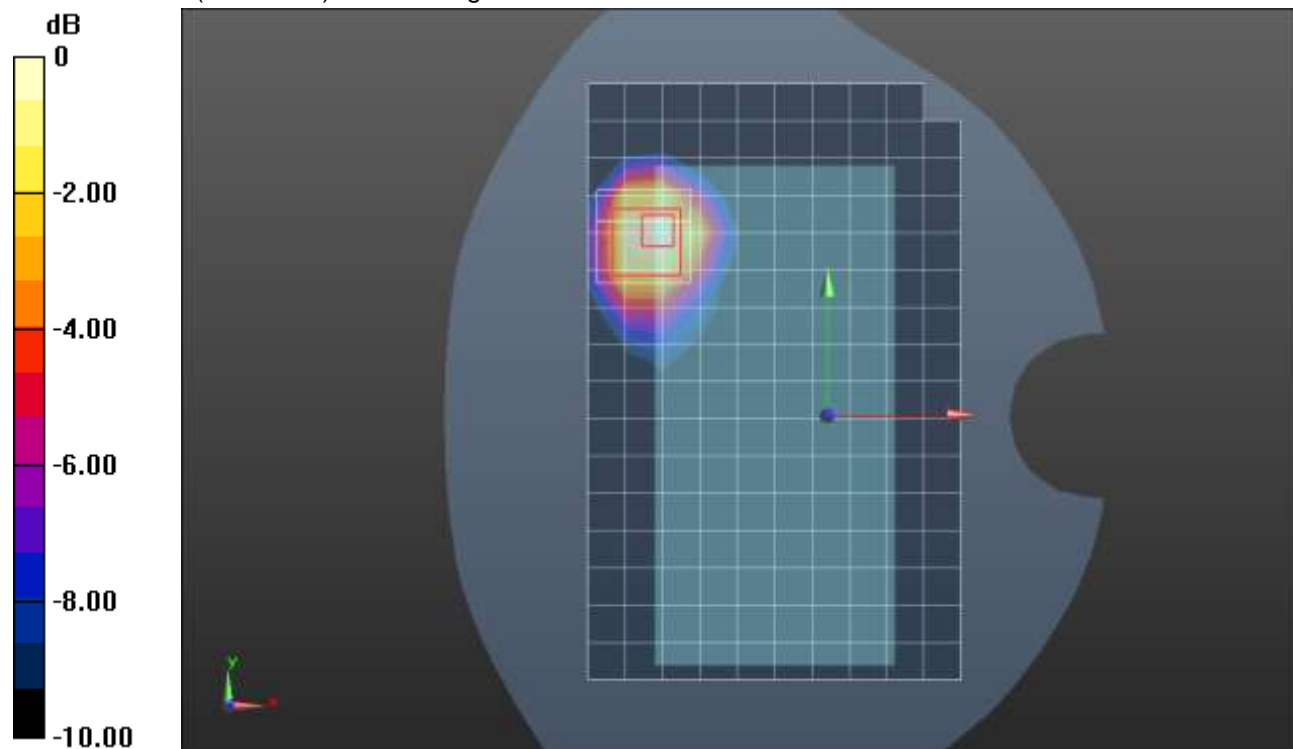
Peak SAR (extrapolated) = 1.56 W/kg

SAR(1 g) = 0.748 W/kg; SAR(10 g) = 0.412 W/kg

Smallest distance from peaks to all points 3 dB below = 11.3 mm

Ratio of SAR at M2 to SAR at M1 = 46.2%

Maximum value of SAR (measured) = 1.03 W/kg



0 dB = 1.03 W/kg = 0.13 dBW/kg

LTE Band 30 ANT 4

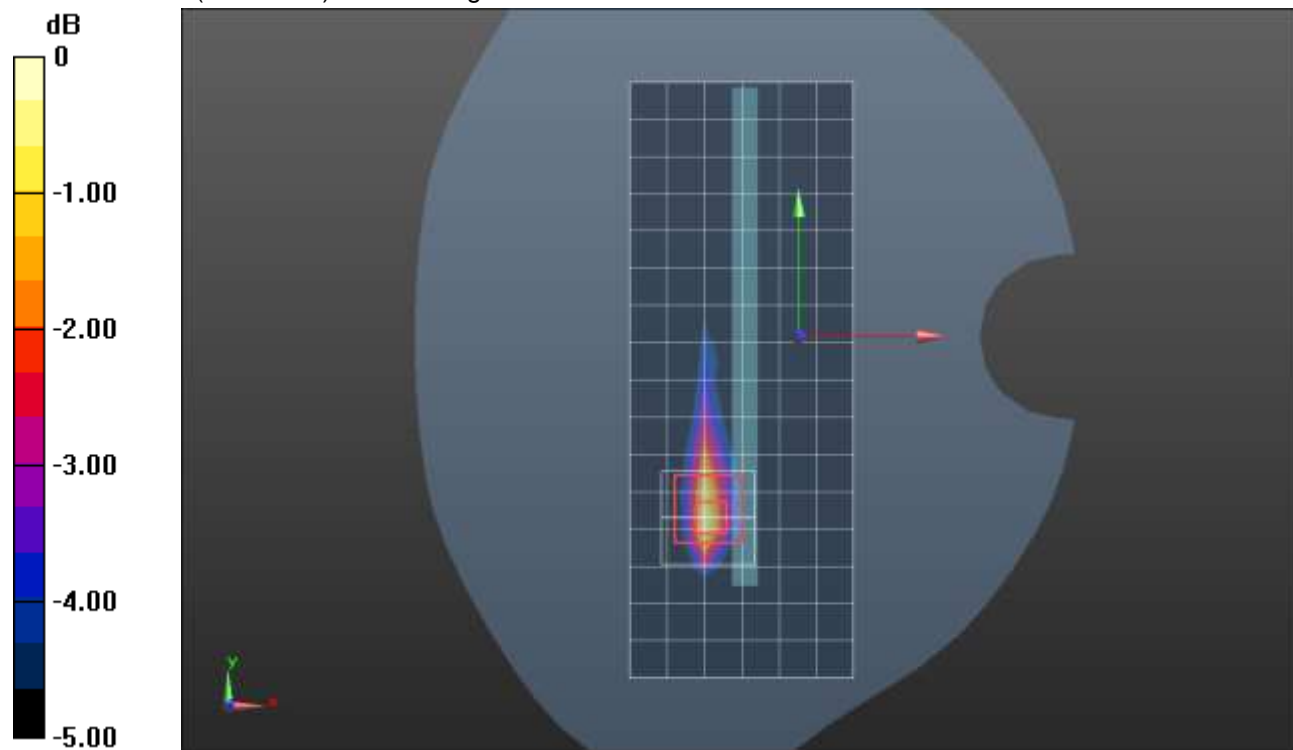
Frequency: 2310 MHz; Duty Cycle: 1:1; Room Ambient Temperature: 24.0°C; Liquid Temperature: 23.0°C
 Medium parameters used: $f = 2310$ MHz; $\sigma = 1.67$ S/m; $\epsilon_r = 38.348$; $\rho = 1000$ kg/m³

DASY5 Configuration:

- Area Scan Setting: Find Secondary Maximum Within: 2.0 dB and with a peak SAR value greater than 0.0012W/kg
- Electronics: DAE4 Sn1547; Calibrated: 4/19/2021
- Probe: EX3DV4 - SN7482; ConvF(7.52, 7.52, 7.52) @ 2310 MHz; Calibrated: 4/26/2021
- Sensor-Surface: 2.5mm (Mechanical Surface Detection)
- Phantom: SAM (B); Type: QD000P40CD; Serial: 1632

Edge 2/QPSK RB 25,12 ch 27710/Area Scan (7x17x1): Measurement grid: dx=12mm, dy=12mm
 Maximum value of SAR (measured) = 1.14 W/kg

Edge 2/QPSK RB 25,12 ch 27710/Zoom Scan (7x7x7)/Cube 0: Measurement grid: dx=5mm, dy=5mm, dz=5mm
 Reference Value = 26.40 V/m; Power Drift = -0.15 dB
 Peak SAR (extrapolated) = 1.80 W/kg
SAR(1 g) = 0.818 W/kg; SAR(10 g) = 0.374 W/kg
 Smallest distance from peaks to all points 3 dB below = 8 mm
 Ratio of SAR at M2 to SAR at M1 = 48.4%
 Maximum value of SAR (measured) = 1.18 W/kg



0 dB = 1.18 W/kg = 0.72 dBW/kg

LTE Band 41 ANT 1

Frequency: 2593 MHz; Duty Cycle: 1:1.59956; Room Ambient Temperature: 24.0°C; Liquid Temperature: 23.0°C
 Medium parameters used (interpolated): $f = 2593$ MHz; $\sigma = 1.957$ S/m; $\epsilon_r = 38.305$; $\rho = 1000$ kg/m³

DASY5 Configuration:

- Area Scan Setting: Find Secondary Maximum Within: 2.0 dB and with a peak SAR value greater than 0.0012W/kg
- Electronics: DAE4 Sn1472; Calibrated: 1/28/2021
- Probe: EX3DV4 - SN7587; ConvF(7.33, 7.33, 7.33) @ 2593 MHz; Calibrated: 4/27/2021
- Sensor-Surface: 1.4mm (Mechanical Surface Detection)
- Phantom: Twin-SAM V5.0 (30deg probe tilt); Type: QD 000 P40 CD; Serial: 1629

RHS/Touch_QPSK RB 1,49 Ch 40620/Area Scan (11x17x1): Measurement grid: dx=12mm, dy=12mm

[Info: Interpolated medium parameters used for SAR evaluation.](#)

Maximum value of SAR (measured) = 0.233 W/kg

RHS/Touch_QPSK RB 1,49 Ch 40620/Zoom Scan (7x7x7)/Cube 0: Measurement grid: dx=5mm, dy=5mm, dz=5mm

Reference Value = 10.91 V/m; Power Drift = 0.19 dB

Peak SAR (extrapolated) = 0.327 W/kg

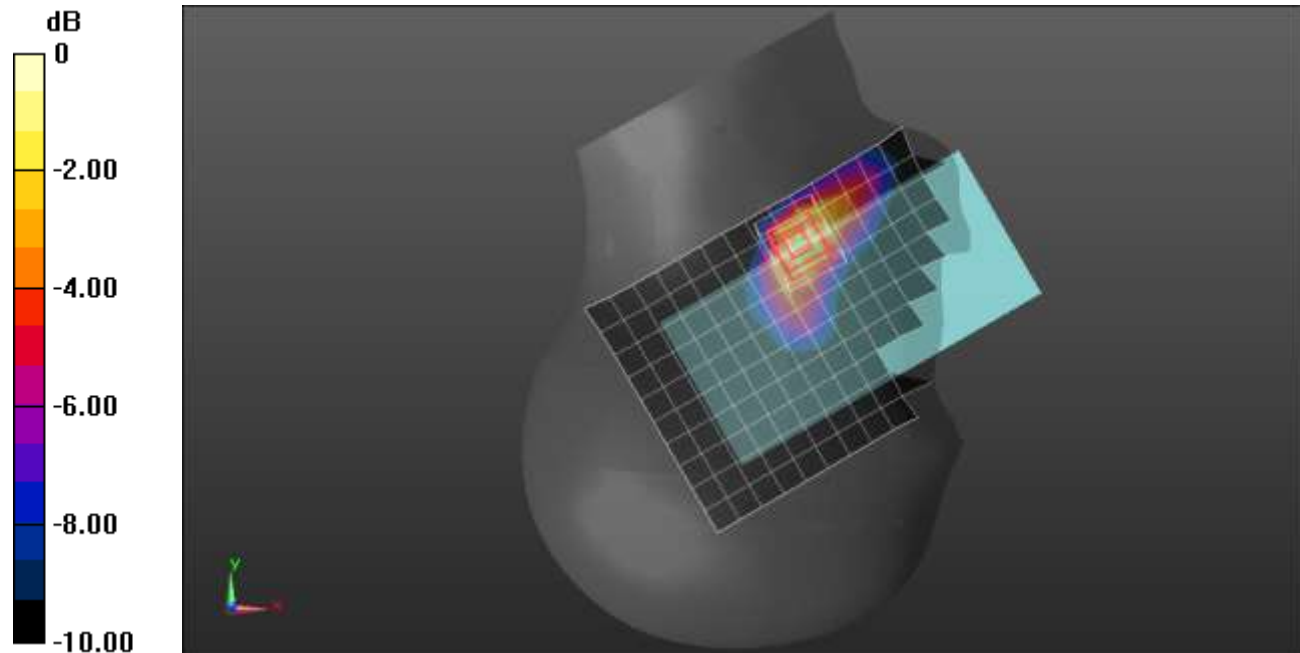
SAR(1 g) = 0.182 W/kg; SAR(10 g) = 0.093 W/kg

Smallest distance from peaks to all points 3 dB below = 8.2 mm

Ratio of SAR at M2 to SAR at M1 = 56.3%

[Info: Interpolated medium parameters used for SAR evaluation.](#)

Maximum value of SAR (measured) = 0.272 W/kg



0 dB = 0.272 W/kg = -5.65 dBW/kg

LTE Band 41 ANT 1

Frequency: 2593 MHz; Duty Cycle: 1:1.59956; Room Ambient Temperature: 24.0°C; Liquid Temperature: 23.0°C
 Medium parameters used (interpolated): $f = 2593$ MHz; $\sigma = 2.014$ S/m; $\epsilon_r = 40.895$; $\rho = 1000$ kg/m³

DASY5 Configuration:

- Area Scan Setting: Find Secondary Maximum Within: 2.0 dB and with a peak SAR value greater than 0.0012W/kg
- Electronics: DAE4 Sn1472; Calibrated: 1/28/2021
- Probe: EX3DV4 - SN7587; ConvF(7.33, 7.33, 7.33) @ 2593 MHz; Calibrated: 4/27/2021
- Sensor-Surface: 1.4mm (Mechanical Surface Detection)
- Phantom: Twin-SAM V5.0 (30deg probe tilt); Type: QD 000 P40 CD; Serial: 1629

Front/QPSK RB 50,24 Ch 40620/Area Scan (10x17x1): Measurement grid: dx=12mm, dy=12mm

[Info: Interpolated medium parameters used for SAR evaluation.](#)

Maximum value of SAR (measured) = 0.764 W/kg

Front/QPSK RB 50,24 Ch 40620/Zoom Scan (7x7x7)/Cube 0: Measurement grid: dx=5mm, dy=5mm, dz=5mm

Reference Value = 17.98 V/m; Power Drift = 0.03 dB

Peak SAR (extrapolated) = 1.00 W/kg

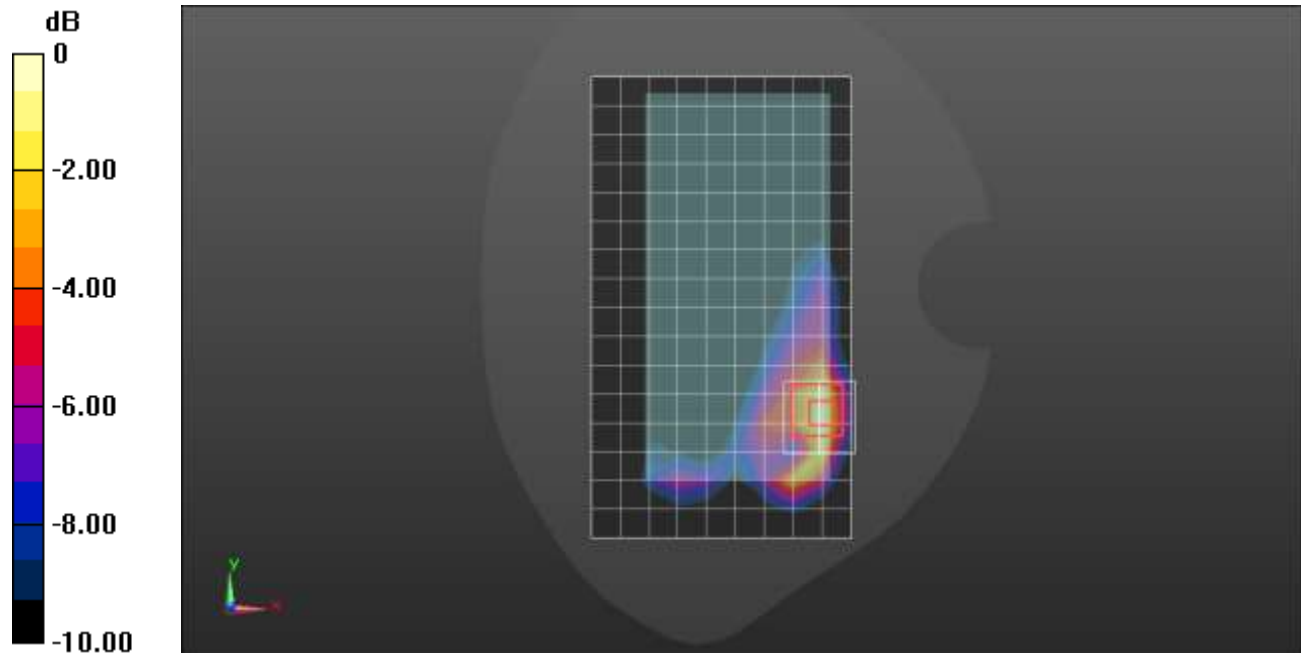
SAR(1 g) = 0.435 W/kg; SAR(10 g) = 0.192 W/kg

Smallest distance from peaks to all points 3 dB below = 8 mm

Ratio of SAR at M2 to SAR at M1 = 42.8%

[Info: Interpolated medium parameters used for SAR evaluation.](#)

Maximum value of SAR (measured) = 0.791 W/kg



0 dB = 0.791 W/kg = -1.02 dBW/kg

LTE Band 41 ANT 1

Frequency: 2680 MHz; Duty Cycle: 1:1.59956; Room Ambient Temperature: 24.0°C; Liquid Temperature: 23.0°C
 Medium parameters used: $f = 2680$ MHz; $\sigma = 2.038$ S/m; $\epsilon_r = 38.094$; $\rho = 1000$ kg/m³

DASY5 Configuration:

- Area Scan Setting: Find Secondary Maximum Within: 2.0 dB and with a peak SAR value greater than 0.0012W/kg
- Electronics: DAE4 Sn1472; Calibrated: 1/28/2021
- Probe: EX3DV4 - SN7587; ConvF(7.33, 7.33, 7.33) @ 2680 MHz; Calibrated: 4/27/2021
- Sensor-Surface: 1.4mm (Mechanical Surface Detection)
- Phantom: Twin-SAM V5.0 (30deg probe tilt); Type: QD 000 P40 CD; Serial: 1629

Edge 2/QPSK RB 50,24 Ch 41490/Area Scan (9x17x1): Measurement grid: dx=12mm, dy=12mm
 Maximum value of SAR (measured) = 1.10 W/kg

Edge 2/QPSK RB 50,24 Ch 41490/Zoom Scan (7x7x7)/Cube 0: Measurement grid: dx=5mm, dy=5mm, dz=5mm

Reference Value = 21.47 V/m; Power Drift = -0.10 dB

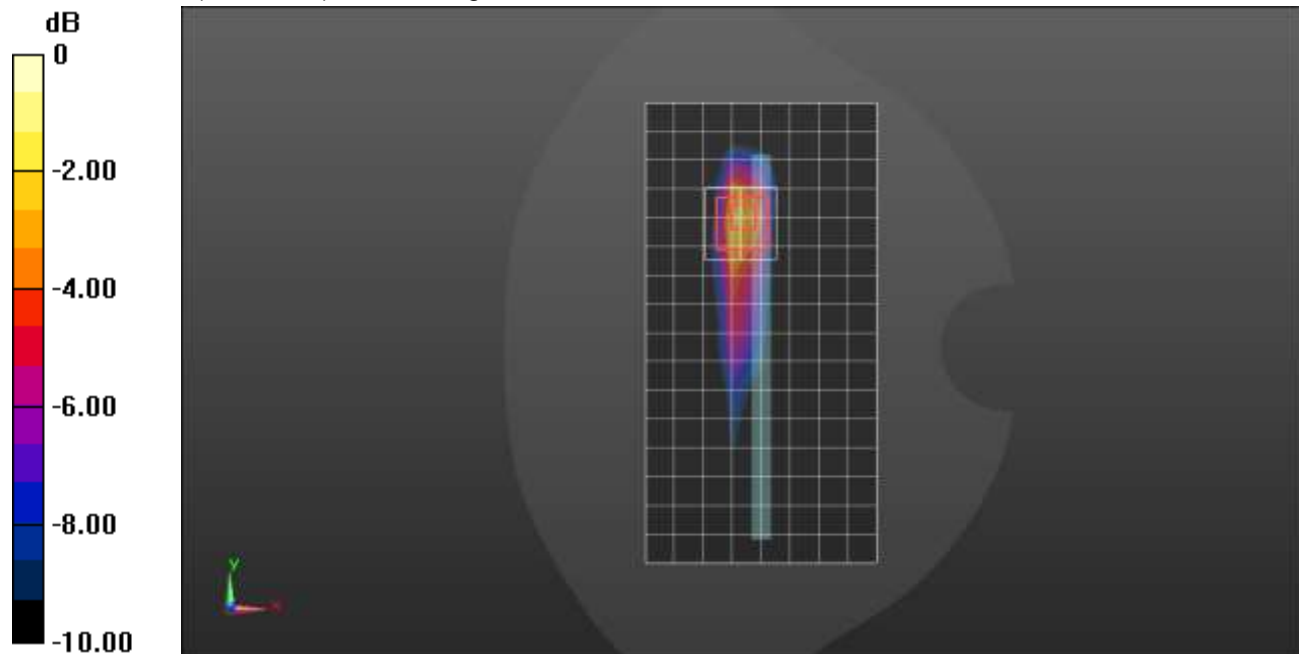
Peak SAR (extrapolated) = 2.04 W/kg

SAR(1 g) = 0.823 W/kg; SAR(10 g) = 0.331 W/kg

Smallest distance from peaks to all points 3 dB below = 7 mm

Ratio of SAR at M2 to SAR at M1 = 41.3%

Maximum value of SAR (measured) = 1.53 W/kg



0 dB = 1.53 W/kg = 1.85 dBW/kg

LTE Band 41 ANT 2

Frequency: 2636.5 MHz; Duty Cycle: 1:1.59956; Room Ambient Temperature: 24.0°C; Liquid Temperature: 23.0°C
 Medium parameters used (interpolated): $f = 2636.5$ MHz; $\sigma = 2.05$ S/m; $\epsilon_r = 38.156$; $\rho = 1000$ kg/m³

DASY5 Configuration:

- Area Scan Setting: Find Secondary Maximum Within: 2.0 dB and with a peak SAR value greater than 0.0012W/kg
- Electronics: DAE4 Sn1239; Calibrated: 7/29/2020
- Probe: EX3DV4 - SN7498; ConvF(7.66, 7.66, 7.66) @ 2636.5 MHz; Calibrated: 3/18/2021
- Sensor-Surface: 1.4mm (Mechanical Surface Detection)
- Phantom: Twin-SAM V8.0 (20deg probe tilt); Type: QD 000 P41 Ax; Serial: xxxx

LHS/Tilt_QPSK RB 50,24 Ch 41055/Area Scan (10x17x1): Measurement grid: dx=12mm, dy=12mm
 Maximum value of SAR (measured) = 1.50 W/kg

LHS/Tilt_QPSK RB 50,24 Ch 41055/Zoom Scan (7x7x7)/Cube 0: Measurement grid: dx=5mm, dy=5mm, dz=5mm

Reference Value = 23.19 V/m; Power Drift = 0.17 dB

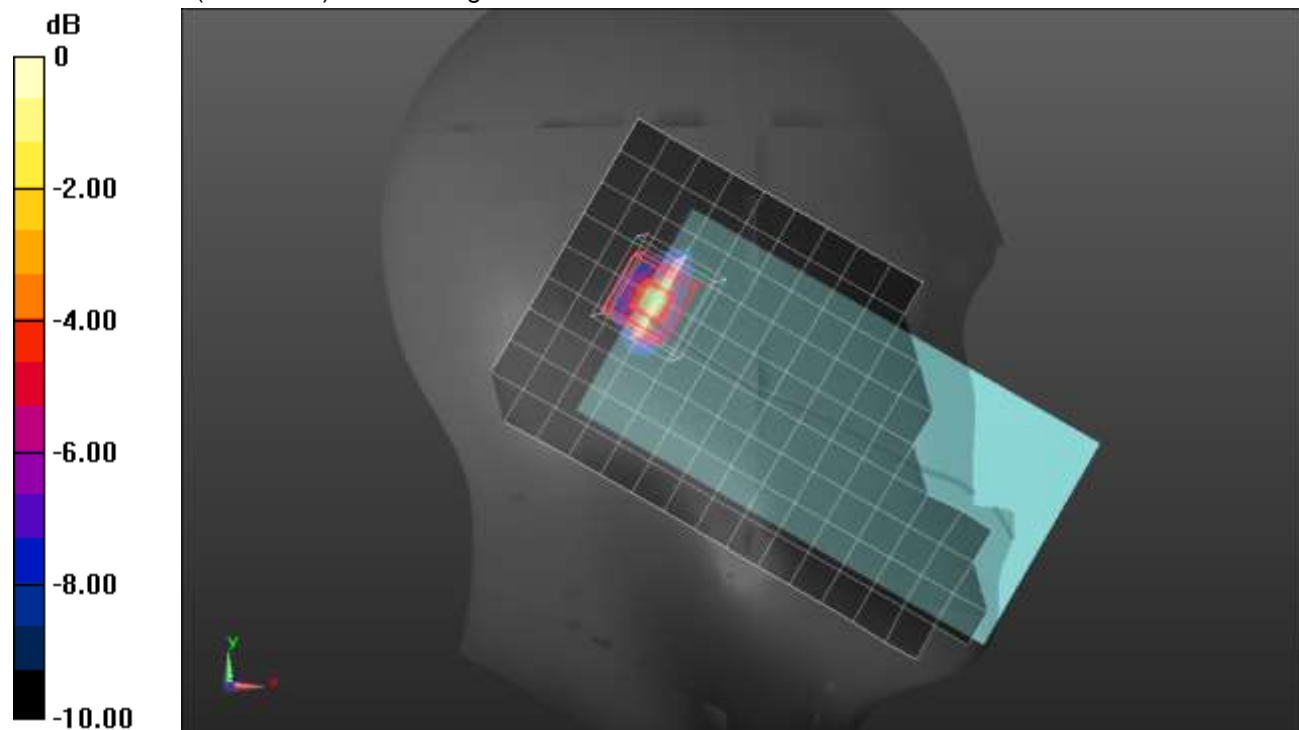
Peak SAR (extrapolated) = 2.16 W/kg

SAR(1 g) = 0.855 W/kg; SAR(10 g) = 0.298 W/kg

Smallest distance from peaks to all points 3 dB below = 5 mm

Ratio of SAR at M2 to SAR at M1 = 45.5%

Maximum value of SAR (measured) = 1.59 W/kg



0 dB = 1.59 W/kg = 2.01 dBW/kg

LTE Band 41 ANT 2

Frequency: 2593 MHz; Duty Cycle: 1:1.59956; Room Ambient Temperature: 24.0°C; Liquid Temperature: 23.0°C
 Medium parameters used (interpolated): $f = 2593$ MHz; $\sigma = 2.003$ S/m; $\epsilon_r = 38.236$; $\rho = 1000$ kg/m³

DASY5 Configuration:

- Area Scan Setting: Find Secondary Maximum Within: 2.0 dB and with a peak SAR value greater than 0.0012W/kg
- Electronics: DAE4 Sn1239; Calibrated: 7/29/2020
- Probe: EX3DV4 - SN7498; ConvF(7.66, 7.66, 7.66) @ 2593 MHz; Calibrated: 3/18/2021
- Sensor-Surface: 1.4mm (Mechanical Surface Detection)
- Phantom: Twin-SAM V8.0 (20deg probe tilt); Type: QD 000 P41 Ax; Serial: xxxx

Rear/QPSK RB 50,24 Ch 40620/Area Scan (10x17x1): Measurement grid: dx=12mm, dy=12mm
 Maximum value of SAR (measured) = 1.48 W/kg

Rear/QPSK RB 50,24 Ch 40620/Zoom Scan (7x7x7)/Cube 0: Measurement grid: dx=5mm, dy=5mm, dz=5mm

Reference Value = 24.82 V/m; Power Drift = -0.08 dB

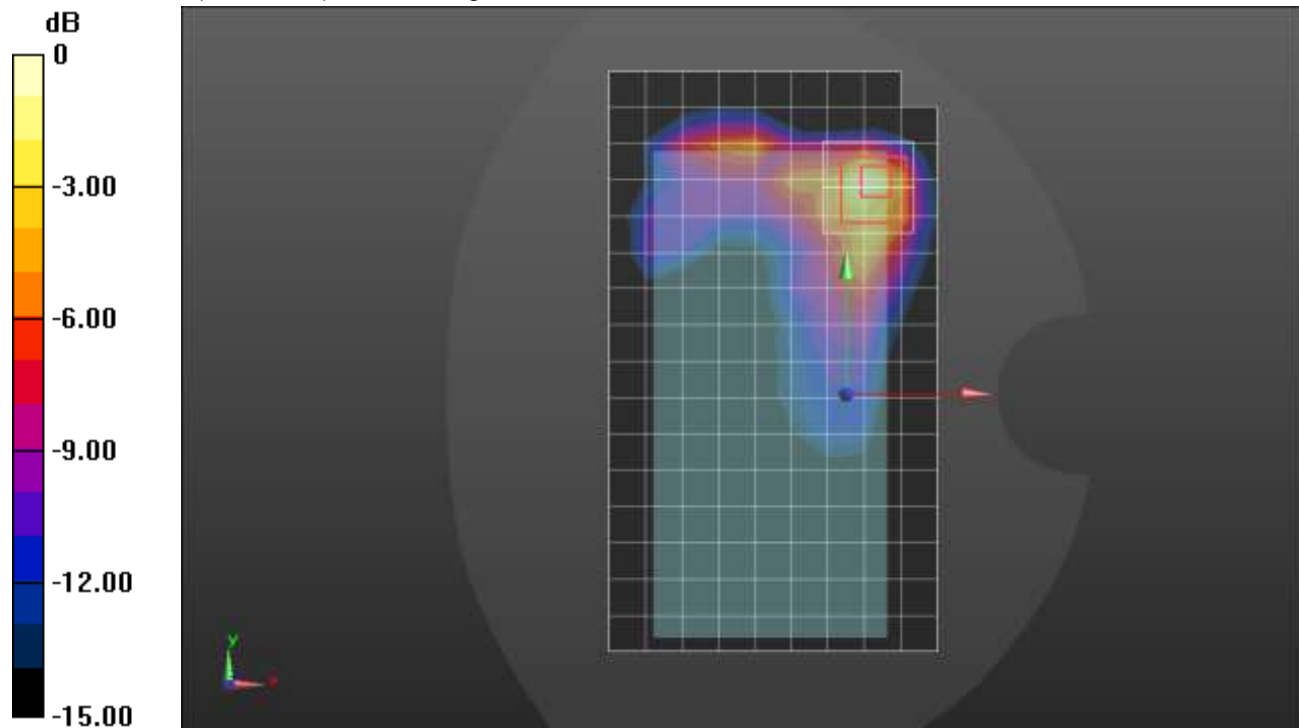
Peak SAR (extrapolated) = 2.02 W/kg

SAR(1 g) = 0.802 W/kg; SAR(10 g) = 0.314 W/kg

Smallest distance from peaks to all points 3 dB below = 5.7 mm

Ratio of SAR at M2 to SAR at M1 = 43.5%

Maximum value of SAR (measured) = 1.46 W/kg



0 dB = 1.46 W/kg = 1.64 dBW/kg

LTE Band 41 ANT 3

Frequency: 2593 MHz; Duty Cycle: 1:1.59956; Room Ambient Temperature: 24.0°C; Liquid Temperature: 23.0°C
 Medium parameters used (interpolated): $f = 2593$ MHz; $\sigma = 1.935$ S/m; $\epsilon_r = 38.512$; $\rho = 1000$ kg/m³

DASY5 Configuration:

- Area Scan Setting: Find Secondary Maximum Within: 2.0 dB and with a peak SAR value greater than 0.0012W/kg
- Electronics: DAE4 Sn1472; Calibrated: 1/28/2021
- Probe: EX3DV4 - SN7587; ConvF(7.33, 7.33, 7.33) @ 2593 MHz; Calibrated: 4/27/2021
- Sensor-Surface: 1.4mm (Mechanical Surface Detection)
- Phantom: Twin-SAM V5.0 (30deg probe tilt); Type: QD 000 P40 CD; Serial: 1629

LHS/Touch_QPSK RB 1,49 Ch 40620/Area Scan (10x15x1): Measurement grid: dx=12mm, dy=12mm
 Maximum value of SAR (measured) = 0.290 W/kg

LHS/Touch_QPSK RB 1,49 Ch 40620/Zoom Scan (7x7x7)/Cube 0: Measurement grid: dx=5mm, dy=5mm, dz=5mm

Reference Value = 11.56 V/m; Power Drift = 0.04 dB

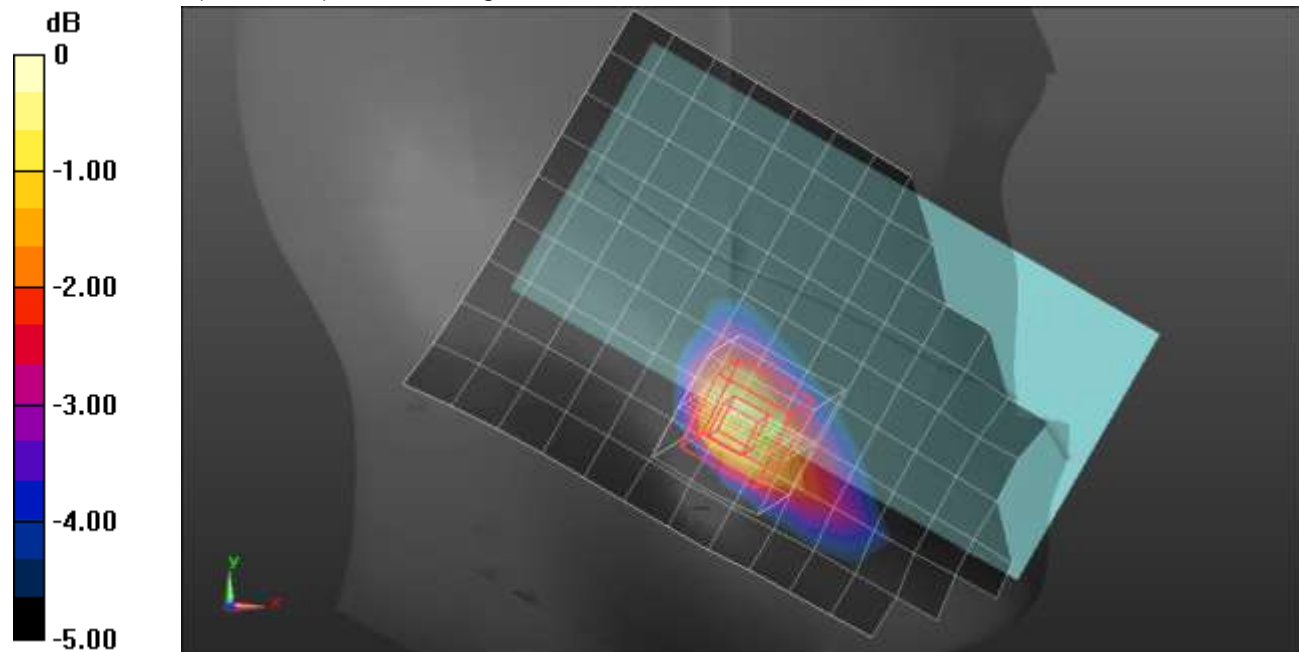
Peak SAR (extrapolated) = 0.395 W/kg

SAR(1 g) = 0.232 W/kg; SAR(10 g) = 0.125 W/kg

Smallest distance from peaks to all points 3 dB below = 11.5 mm

Ratio of SAR at M2 to SAR at M1 = 53.8%

Maximum value of SAR (measured) = 0.333 W/kg



0 dB = 0.333 W/kg = -4.78 dBW/kg

LTE Band 41 ANT 3

Frequency: 2593 MHz; Duty Cycle: 1:1.59956; Room Ambient Temperature: 24.0°C; Liquid Temperature: 23.0°C
 Medium parameters used (interpolated): $f = 2593$ MHz; $\sigma = 1.957$ S/m; $\epsilon_r = 38.305$; $\rho = 1000$ kg/m³

DASY5 Configuration:

- Area Scan Setting: Find Secondary Maximum Within: 2.0 dB and with a peak SAR value greater than 0.0012W/kg
- Electronics: DAE4 Sn1472; Calibrated: 1/28/2021
- Probe: EX3DV4 - SN7587; ConvF(7.33, 7.33, 7.33) @ 2593 MHz; Calibrated: 4/27/2021
- Sensor-Surface: 1.4mm (Mechanical Surface Detection)
- Phantom: Twin-SAM V5.0 (30deg probe tilt); Type: QD 000 P40 CD; Serial: 1629

Rear/QPSK RB 100,0 Ch 40620/Area Scan (11x17x1): Measurement grid: dx=12mm, dy=12mm

[Info: Interpolated medium parameters used for SAR evaluation.](#)

Maximum value of SAR (measured) = 1.26 W/kg

Rear/QPSK RB 100,0 Ch 40620/Zoom Scan (7x7x7)/Cube 0: Measurement grid: dx=5mm, dy=5mm, dz=5mm

Reference Value = 23.28 V/m; Power Drift = -0.01 dB

Peak SAR (extrapolated) = 1.63 W/kg

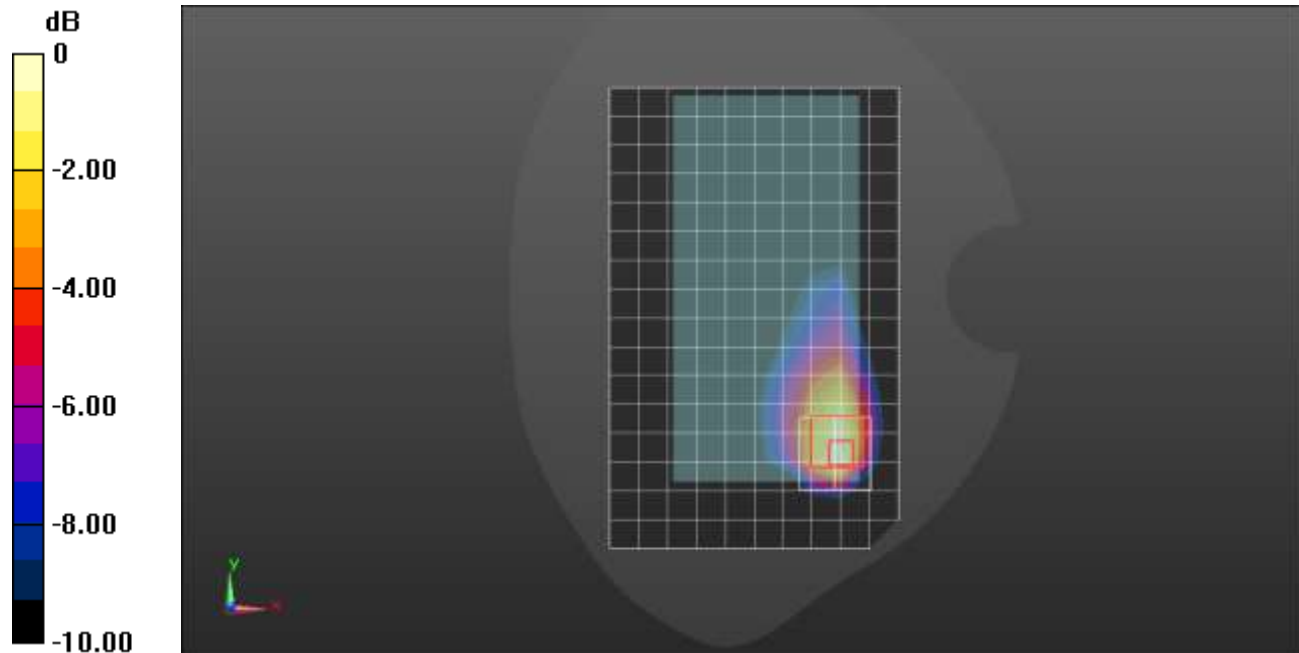
SAR(1 g) = 0.701 W/kg; SAR(10 g) = 0.351 W/kg

Smallest distance from peaks to all points 3 dB below = 7.6 mm

Ratio of SAR at M2 to SAR at M1 = 41%

[Info: Interpolated medium parameters used for SAR evaluation.](#)

Maximum value of SAR (measured) = 1.22 W/kg



0 dB = 1.22 W/kg = 0.86 dBW/kg

LTE Band 41 ANT 3

Frequency: 2680 MHz; Duty Cycle: 1:1.59956; Room Ambient Temperature: 24.0°C; Liquid Temperature: 23.0°C
 Medium parameters used: $f = 2680$ MHz; $\sigma = 2.087$ S/m; $\epsilon_r = 40.735$; $\rho = 1000$ kg/m³

DASY5 Configuration:

- Area Scan Setting: Find Secondary Maximum Within: 2.0 dB and with a peak SAR value greater than 0.0012W/kg
- Electronics: DAE4 Sn1472; Calibrated: 1/28/2021
- Probe: EX3DV4 - SN7587; ConvF(7.33, 7.33, 7.33) @ 2680 MHz; Calibrated: 4/27/2021
- Sensor-Surface: 1.4mm (Mechanical Surface Detection)
- Phantom: Twin-SAM V5.0 (30deg probe tilt); Type: QD 000 P40 CD; Serial: 1629

Edge 4/QPSK RB 50,24 Ch 41490/Area Scan (9x17x1): Measurement grid: dx=12mm, dy=12mm
 Maximum value of SAR (measured) = 1.30 W/kg

Edge 4/QPSK RB 50,24 Ch 41490/Zoom Scan (7x7x7)/Cube 0: Measurement grid: dx=5mm, dy=5mm, dz=5mm

Reference Value = 23.03 V/m; Power Drift = -0.03 dB

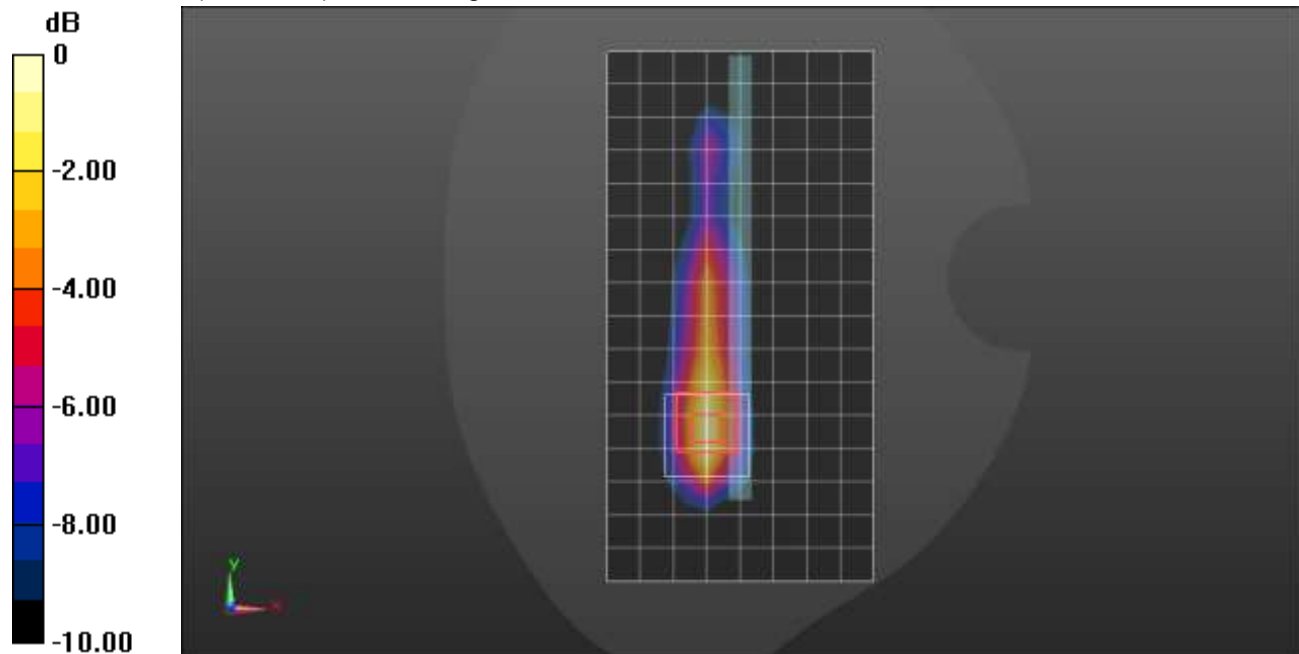
Peak SAR (extrapolated) = 1.72 W/kg

SAR(1 g) = 0.784 W/kg; SAR(10 g) = 0.347 W/kg

Smallest distance from peaks to all points 3 dB below = 8 mm

Ratio of SAR at M2 to SAR at M1 = 45.7%

Maximum value of SAR (measured) = 1.35 W/kg



0 dB = 1.35 W/kg = 1.30 dBW/kg

LTE Band 41 ANT 4

Frequency: 2506 MHz; Duty Cycle: 1:1.59956; Room Ambient Temperature: 24.0°C; Liquid Temperature: 23.0°C
 Medium parameters used (interpolated): $f = 2506 \text{ MHz}$; $\sigma = 1.853 \text{ S/m}$; $\epsilon_r = 38.128$; $\rho = 1000 \text{ kg/m}^3$

DASY5 Configuration:

- Area Scan Setting: Find Secondary Maximum Within: 2.0 dB and with a peak SAR value greater than 0.0012W/kg
- Electronics: DAE4 Sn1352; Calibrated: 11/17/2020
- Probe: EX3DV4 - SN7569; ConvF(7.49, 7.49, 7.49) @ 2506 MHz; Calibrated: 4/26/2021
- Sensor-Surface: 1.4mm (Mechanical Surface Detection)
- Phantom: SAM with CRP (Wi-Fi 5 GHz); Type: QD000P40CD; Serial: TP:xxxx

LHS/Touch_QPSK RB 1,49 Ch 39750 @190/Area Scan (10x17x1): Measurement grid: dx=12mm, dy=12mm

[Info: Interpolated medium parameters used for SAR evaluation.](#)

Maximum value of SAR (measured) = 0.983 W/kg

LHS/Touch_QPSK RB 1,49 Ch 39750 @190/Zoom Scan (7x9x7)/Cube 0: Measurement grid:

dx=5mm, dy=5mm, dz=5mm

Reference Value = 21.37 V/m; Power Drift = 0.02 dB

Peak SAR (extrapolated) = 1.44 W/kg


SAR(1 g) = 0.653 W/kg; SAR(10 g) = 0.327 W/kg

Smallest distance from peaks to all points 3 dB below = 8.3 mm

Ratio of SAR at M2 to SAR at M1 = 41.1%

[Info: Interpolated medium parameters used for SAR evaluation.](#)

Maximum value of SAR (measured) = 1.10 W/kg



0 dB = 1.10 W/kg = 0.41 dBW/kg

LTE Band 41 ANT 4

Frequency: 2593 MHz; Duty Cycle: 1:1.59956; Room Ambient Temperature: 24.0°C; Liquid Temperature: 23.0°C
 Medium parameters used (interpolated): $f = 2593$ MHz; $\sigma = 2.014$ S/m; $\epsilon_r = 40.895$; $\rho = 1000$ kg/m³

DASY5 Configuration:

- Area Scan Setting: Find Secondary Maximum Within: 2.0 dB and with a peak SAR value greater than 0.0012W/kg
- Electronics: DAE4 Sn1472; Calibrated: 1/28/2021
- Probe: EX3DV4 - SN7587; ConvF(7.33, 7.33, 7.33) @ 2593 MHz; Calibrated: 4/27/2021
- Sensor-Surface: 1.4mm (Mechanical Surface Detection)
- Phantom: Twin-SAM V5.0 (30deg probe tilt); Type: QD 000 P40 CD; Serial: 1629

Front/QPSK RB 1,49 Ch 40620/Area Scan (10x17x1): Measurement grid: dx=12mm, dy=12mm

[Info: Interpolated medium parameters used for SAR evaluation.](#)

Maximum value of SAR (measured) = 0.682 W/kg

Front/QPSK RB 1,49 Ch 40620/Zoom Scan (7x7x7)/Cube 0: Measurement grid: dx=5mm, dy=5mm, dz=5mm

Reference Value = 17.47 V/m; Power Drift = 0.00 dB

Peak SAR (extrapolated) = 1.22 W/kg

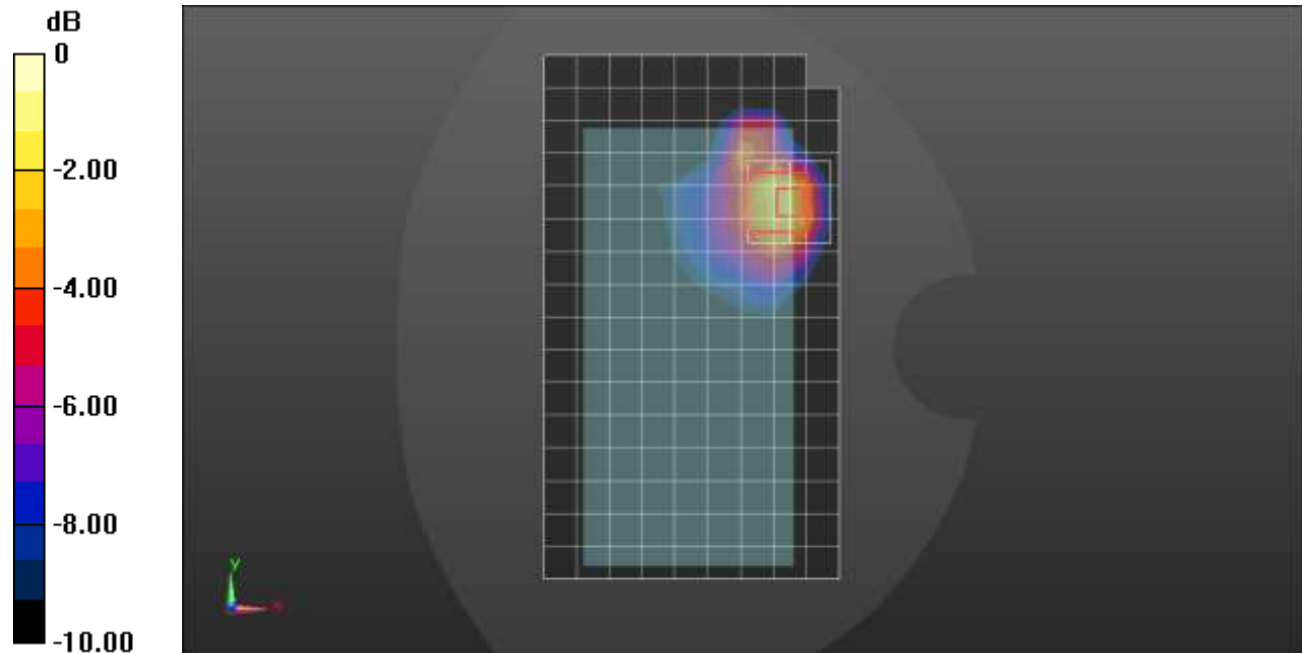
SAR(1 g) = 0.468 W/kg; SAR(10 g) = 0.234 W/kg

Smallest distance from peaks to all points 3 dB below = 8.9 mm

Ratio of SAR at M2 to SAR at M1 = 35.1%

[Info: Interpolated medium parameters used for SAR evaluation.](#)

Maximum value of SAR (measured) = 0.893 W/kg



0 dB = 0.893 W/kg = -0.49 dBW/kg

LTE Band 41 ANT 4

Frequency: 2593 MHz; Duty Cycle: 1:1.59956; Room Ambient Temperature: 24.0°C; Liquid Temperature: 23.0°C
 Medium parameters used (interpolated): $f = 2593$ MHz; $\sigma = 2.003$ S/m; $\epsilon_r = 38.236$; $\rho = 1000$ kg/m³

DASY5 Configuration:

- Area Scan Setting: Find Secondary Maximum Within: 2.0 dB and with a peak SAR value greater than 0.0012W/kg
- Electronics: DAE4 Sn1239; Calibrated: 7/29/2020
- Probe: EX3DV4 - SN7498; ConvF(7.66, 7.66, 7.66) @ 2593 MHz; Calibrated: 3/18/2021
- Sensor-Surface: 1.4mm (Mechanical Surface Detection)
- Phantom: Twin-SAM V8.0 (20deg probe tilt); Type: QD 000 P41 Ax; Serial: xxxx

Edge 2/QPSK RB 50,24 Ch 40620/Area Scan (9x17x1): Measurement grid: dx=12mm, dy=12mm

[Info: Interpolated medium parameters used for SAR evaluation.](#)

Maximum value of SAR (measured) = 1.13 W/kg

Edge 2/QPSK RB 50,24 Ch 40620/Zoom Scan (7x7x7)/Cube 0: Measurement grid: dx=5mm, dy=5mm, dz=5mm

Reference Value = 21.81 V/m; Power Drift = 0.11 dB

Peak SAR (extrapolated) = 1.73 W/kg

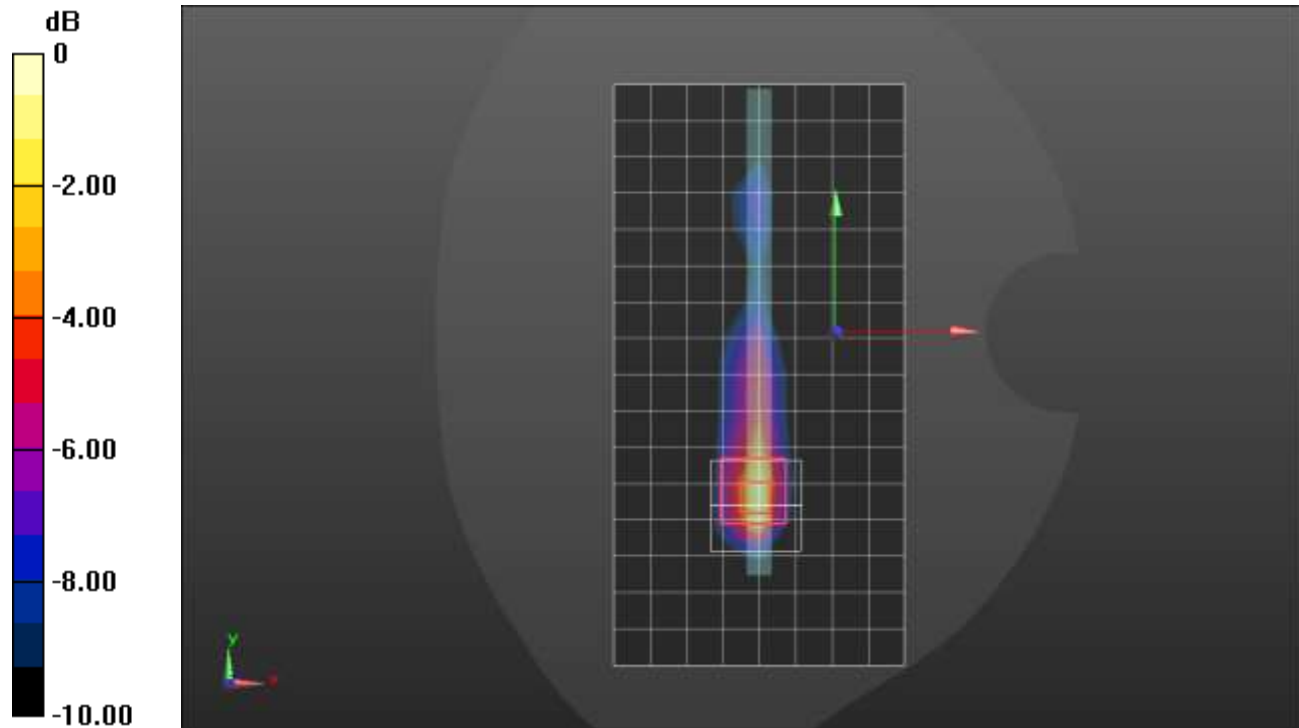
SAR(1 g) = 0.688 W/kg; SAR(10 g) = 0.275 W/kg

Smallest distance from peaks to all points 3 dB below = 7 mm

Ratio of SAR at M2 to SAR at M1 = 40.5%

[Info: Interpolated medium parameters used for SAR evaluation.](#)

Maximum value of SAR (measured) = 1.31 W/kg



0 dB = 1.31 W/kg = 1.17 dBW/kg

LTE Band 48 ANT 7

Frequency: 3646.7 MHz; Duty Cycle: 1:1.59956; Room Ambient Temperature: 24.0°C; Liquid Temperature: 23.0°C
 Medium parameters used (interpolated): $f = 3646.7$ MHz; $\sigma = 3.09$ S/m; $\epsilon_r = 38.495$; $\rho = 1000$ kg/m³

DASY5 Configuration:

- Area Scan Setting: Find Secondary Maximum Within: 2.0 dB and with a peak SAR value greater than 0.0012W/kg
- Electronics: DAE4 Sn1259; Calibrated: 7/16/2020
- Probe: EX3DV4 - SN3990; ConvF(7, 7, 7) @ 3646.7 MHz; Calibrated: 2/5/2021
- Sensor-Surface: 1.4mm (Mechanical Surface Detection (Locations From Previous Scan Used)), Sensor-Surface: 1.4mm (Mechanical Surface Detection)
- Phantom: Twin-SAM V8.0 (20deg probe tilt); Type: QD 000 P41 Ax; Serial: xxxx

RHS/Touch_QPSK RB 1,49 Ch 56207/Area Scan (11x18x1): Measurement grid: dx=12mm, dy=12mm

[Info: Interpolated medium parameters used for SAR evaluation.](#)

Maximum value of SAR (measured) = 0.209 W/kg

RHS/Touch_QPSK RB 1,49 Ch 56207/Zoom Scan (7x7x8)/Cube 0: Measurement grid: dx=5mm, dy=5mm, dz=4mm

Reference Value = 7.669 V/m; Power Drift = 0.14 dB

Peak SAR (extrapolated) = 0.369 W/kg

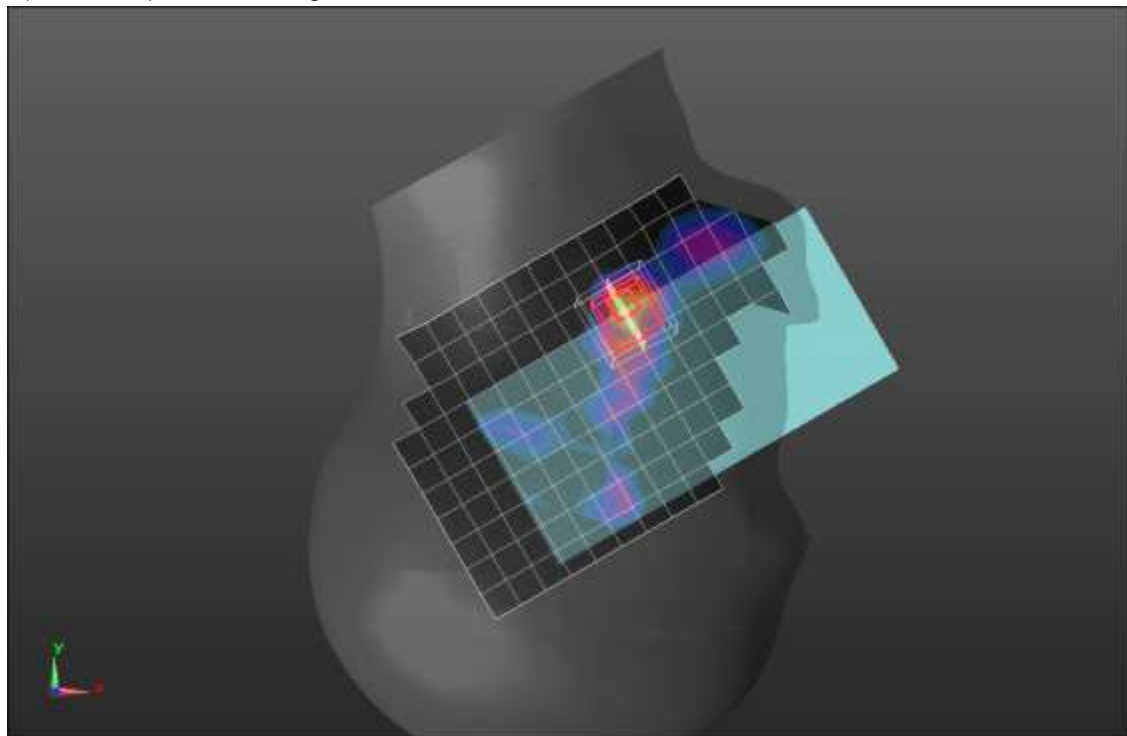
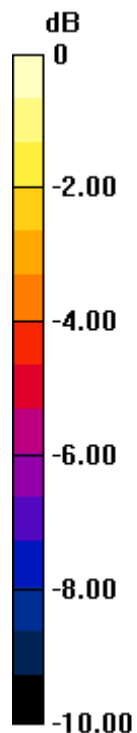
SAR(1 g) = 0.131 W/kg; SAR(10 g) = 0.047 W/kg

Smallest distance from peaks to all points 3 dB below = 6.1 mm

Ratio of SAR at M2 to SAR at M1 = 44.9%

[Info: Interpolated medium parameters used for SAR evaluation.](#)

Maximum value of SAR (measured) = 0.268 W/kg



0 dB = 0.268 W/kg = -5.72 dBW/kg

LTE Band 48 ANT 7

Frequency: 3646.7 MHz; Duty Cycle: 1:1.59956; Room Ambient Temperature: 24.0°C; Liquid Temperature: 23.0°C
 Medium parameters used (interpolated): $f = 3646.7$ MHz; $\sigma = 2.957$ S/m; $\epsilon_r = 36.777$; $\rho = 1000$ kg/m³

DASY5 Configuration:

- Area Scan Setting: Find Secondary Maximum Within: 2.0 dB and with a peak SAR value greater than 0.0012W/kg
- Electronics: DAE4 Sn1439; Calibrated: 7/16/2020
- Probe: EX3DV4 - SN3929; ConvF(6.45, 6.45, 6.45) @ 3646.7 MHz; Calibrated: 3/19/2021
- Sensor-Surface: 1.4mm (Mechanical Surface Detection (Locations From Previous Scan Used)), Sensor-Surface: 4mm (Mechanical Surface Detection)
- Phantom: Twin-SAM V8.0 (20deg probe tilt); Type: QD 000 P41 Ax; Serial: xxxx

Rear/QPSK RB 50,24 Ch 56207/Area scan (11x18x1): Measurement grid: dx=12mm, dy=12mm
 Maximum value of SAR (measured) = 0.973 W/kg

Rear/QPSK RB 50,24 Ch 56207/Zoom Scan (7x7x8)/Cube 0: Measurement grid: dx=5mm, dy=5mm, dz=4mm

Reference Value = 17.31 V/m; Power Drift = 0.11 dB

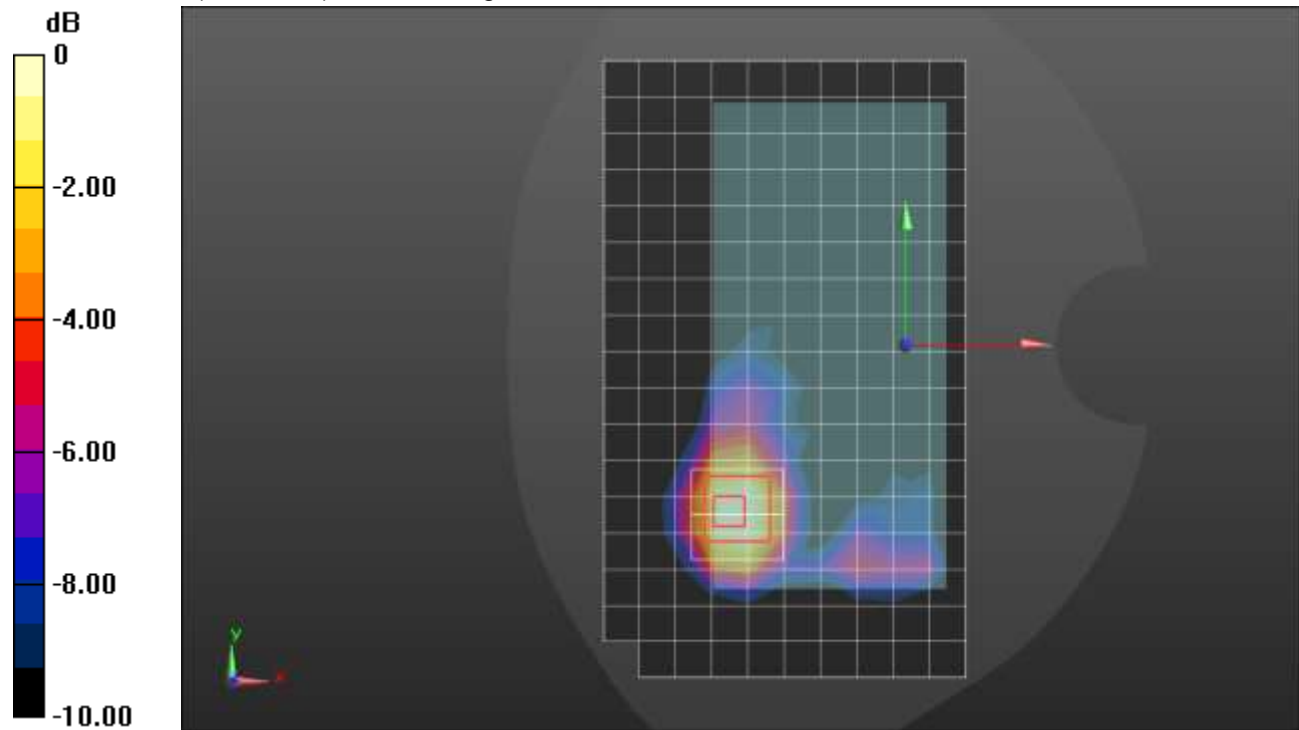
Peak SAR (extrapolated) = 2.13 W/kg

SAR(1 g) = 0.786 W/kg; SAR(10 g) = 0.306 W/kg

Smallest distance from peaks to all points 3 dB below = 7 mm

Ratio of SAR at M2 to SAR at M1 = 44.7%

Maximum value of SAR (measured) = 0.924 W/kg



0 dB = 0.924 W/kg = -0.34 dBW/kg

LTE Band 48 ANT 8

Frequency: 3646.7 MHz; Duty Cycle: 1:1.59956; Room Ambient Temperature: 24.0°C; Liquid Temperature: 23.0°C
 Medium parameters used (interpolated): $f = 3646.7$ MHz; $\sigma = 2.957$ S/m; $\epsilon_r = 36.777$; $\rho = 1000$ kg/m³

DASY5 Configuration:

- Area Scan Setting: Find Secondary Maximum Within: 2.0 dB and with a peak SAR value greater than 0.0012W/kg
- Electronics: DAE4 Sn1439; Calibrated: 7/16/2020
- Probe: EX3DV4 - SN3929; ConvF(6.45, 6.45, 6.45) @ 3646.7 MHz; Calibrated: 3/19/2021
- Sensor-Surface: 1.4mm (Mechanical Surface Detection)
- Phantom: Twin-SAM V8.0 (20deg probe tilt); Type: QD 000 P41 Ax; Serial: xxxx

RHS/Touch_QPSK RB 1,49 Ch 56207/Area Scan (11x18x1): Measurement grid: dx=12mm, dy=12mm
 Maximum value of SAR (measured) = 1.69 W/kg

RHS/Touch_QPSK RB 1,49 Ch 56207/Zoom Scan (7x7x8)/Cube 0: Measurement grid: dx=5mm, dy=5mm, dz=4mm

Reference Value = 21.25 V/m; Power Drift = 0.10 dB

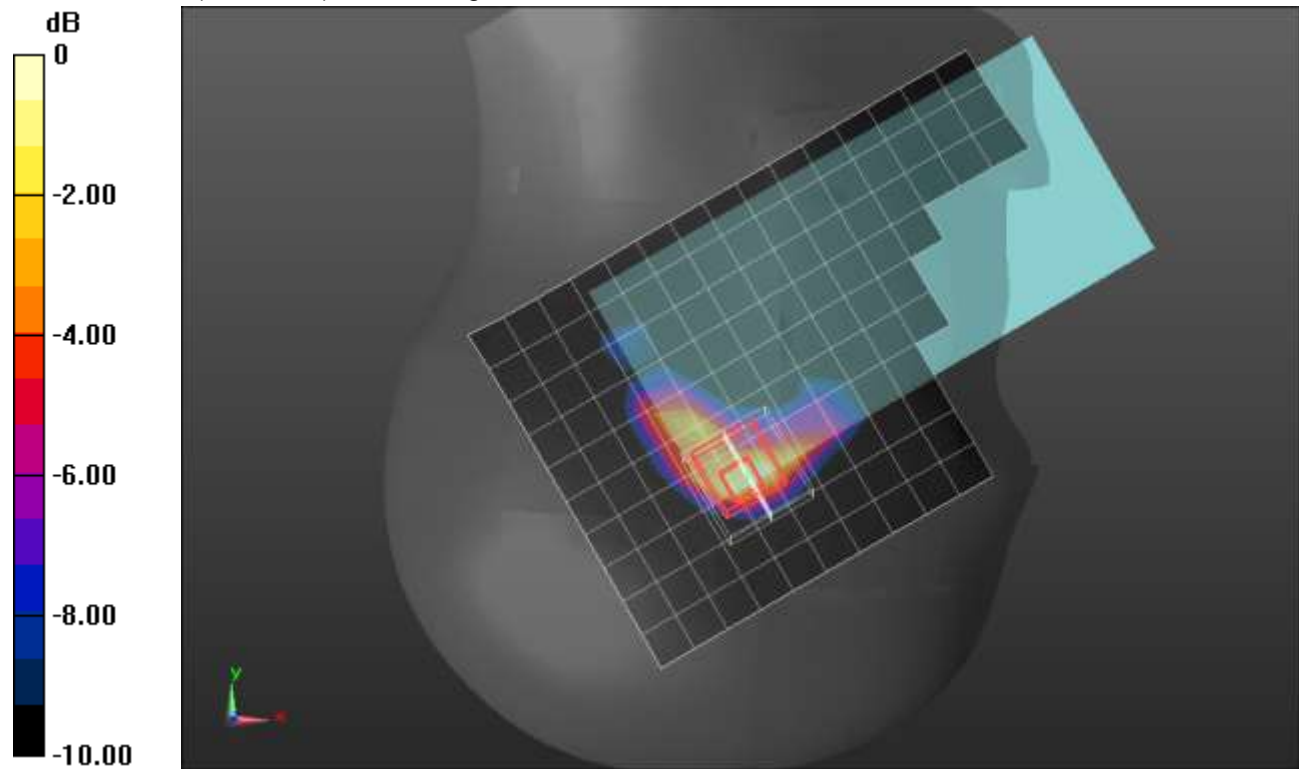
Peak SAR (extrapolated) = 2.48 W/kg

SAR(1 g) = 0.822 W/kg; SAR(10 g) = 0.332 W/kg

Smallest distance from peaks to all points 3 dB below = 5.9 mm

Ratio of SAR at M2 to SAR at M1 = 39.9%

Maximum value of SAR (measured) = 1.72 W/kg



0 dB = 1.72 W/kg = 2.36 dBW/kg

LTE Band 48 ANT 8

Frequency: 3646.7 MHz; Duty Cycle: 1:1.59956; Room Ambient Temperature: 24.0°C; Liquid Temperature: 23.0°C
 Medium parameters used (interpolated): $f = 3646.7$ MHz; $\sigma = 2.927$ S/m; $\epsilon_r = 39.078$; $\rho = 1000$ kg/m³

DASY5 Configuration:

- Area Scan Setting: Find Secondary Maximum Within: 2.0 dB and with a peak SAR value greater than 0.0012W/kg
- Electronics: DAE4 Sn1439; Calibrated: 7/16/2020
- Probe: EX3DV4 - SN3929; ConvF(6.45, 6.45, 6.45) @ 3646.7 MHz; Calibrated: 3/19/2021
- Sensor-Surface: 1.4mm (Mechanical Surface Detection), Sensor-Surface: 4mm (Mechanical Surface Detection)
- Phantom: Twin-SAM V8.0 (20deg probe tilt); Type: QD 000 P41 AA; Serial: 1956

Rear/QPSK RB 1,49 Ch 56207/Area Scan (10x17x1): Measurement grid: dx=12mm, dy=12mm

[Info: Interpolated medium parameters used for SAR evaluation.](#)

Maximum value of SAR (measured) = 1.27 W/kg

Rear/QPSK RB 1,49 Ch 56207/Zoom Scan (7x7x8)/Cube 0: Measurement grid: dx=5mm, dy=5mm, dz=4mm

Reference Value = 15.23 V/m; Power Drift = -0.11 dB

Peak SAR (extrapolated) = 2.52 W/kg

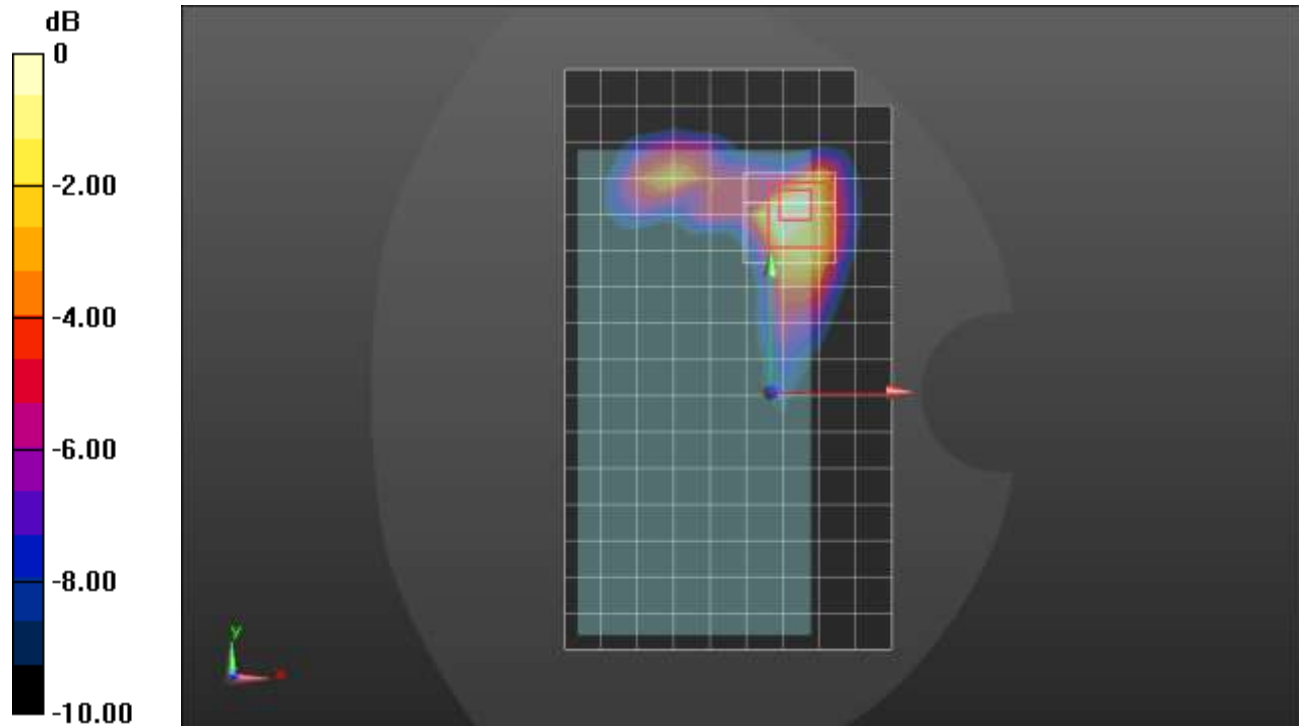
SAR(1 g) = 0.641 W/kg; SAR(10 g) = 0.239 W/kg

Smallest distance from peaks to all points 3 dB below = 5.7 mm

Ratio of SAR at M2 to SAR at M1 = 35.7%

[Info: Interpolated medium parameters used for SAR evaluation.](#)

Maximum value of SAR (measured) = 0.809 W/kg



0 dB = 0.809 W/kg = -0.92 dBW/kg

LTE Band 48 ANT 8

Frequency: 3560 MHz; Duty Cycle: 1:1.59956; Room Ambient Temperature: 24.0°C; Liquid Temperature: 23.0°C
 Medium parameters used: $f = 3560 \text{ MHz}$; $\sigma = 2.829 \text{ S/m}$; $\epsilon_r = 39.338$; $\rho = 1000 \text{ kg/m}^3$

DASY5 Configuration:

- Area Scan Setting: Find Secondary Maximum Within: 2.0 dB and with a peak SAR value greater than 0.0012W/kg
- Electronics: DAE4 Sn1439; Calibrated: 7/16/2020
- Probe: EX3DV4 - SN3929; ConvF(6.55, 6.55, 6.55) @ 3560 MHz; Calibrated: 3/19/2021
- Sensor-Surface: 1.4mm (Mechanical Surface Detection), Sensor-Surface: 4mm (Mechanical Surface Detection)
- Phantom: Twin-SAM V8.0 (20deg probe tilt); Type: QD 000 P41 AA; Serial: 1956

Edge 4/QPSK RB 1,49 Ch 55340/Area Scan (6x17x1): Measurement grid: dx=12mm, dy=12mm

Maximum value of SAR (measured) = 1.29 W/kg

Edge 4/QPSK RB 1,49 Ch 55340/Zoom Scan (7x7x8)/Cube 0: Measurement grid: dx=5mm, dy=5mm, dz=4mm

Reference Value = 18.44 V/m; Power Drift = -0.01 dB

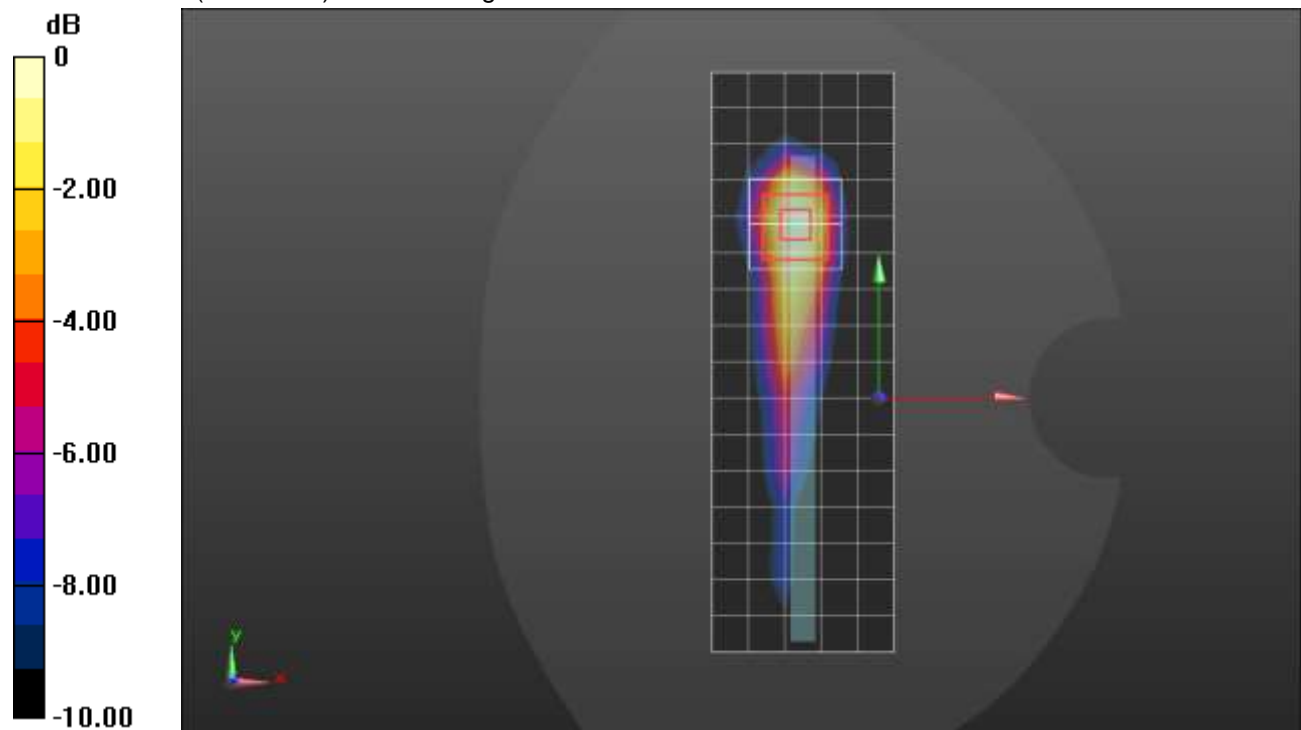
Peak SAR (extrapolated) = 2.29 W/kg

SAR(1 g) = 0.818 W/kg; SAR(10 g) = 0.310 W/kg

Smallest distance from peaks to all points 3 dB below = 8 mm

Ratio of SAR at M2 to SAR at M1 = 44.8%

Maximum value of SAR (measured) = 0.953 W/kg



0 dB = 0.953 W/kg = -0.21 dBW/kg

LTE Band 48 ANT 9

Frequency: 3646.7 MHz; Duty Cycle: 1:1.59956; Room Ambient Temperature: 24.0°C; Liquid Temperature: 23.0°C
 Medium parameters used (interpolated): $f = 3646.7$ MHz; $\sigma = 2.981$ S/m; $\epsilon_r = 38.232$; $\rho = 1000$ kg/m³

DASY5 Configuration:

- Area Scan Setting: Find Secondary Maximum Within: 2.0 dB and with a peak SAR value greater than 0.0012W/kg
- Electronics: DAE4 Sn1259; Calibrated: 7/16/2020
- Probe: EX3DV4 - SN3990; ConvF(7, 7, 7) @ 3646.7 MHz; Calibrated: 2/5/2021
- Sensor-Surface: 1.4mm (Mechanical Surface Detection), Sensor-Surface: 4mm (Mechanical Surface Detection)
- Phantom: Twin-SAM V8.0 (20deg probe tilt); Type: QD 000 P41 Ax; Serial: xxxx

LHS/Touch_QPSK RB 1,49 Ch 56207/Area Scan (11x18x1): Measurement grid: dx=12mm, dy=12mm
 Maximum value of SAR (measured) = 0.0944 W/kg

LHS/Touch_QPSK RB 1,49 Ch 56207/Zoom Scan (7x7x8)/Cube 0: Measurement grid: dx=5mm, dy=5mm, dz=4mm

Reference Value = 4.978 V/m; Power Drift = -0.13 dB

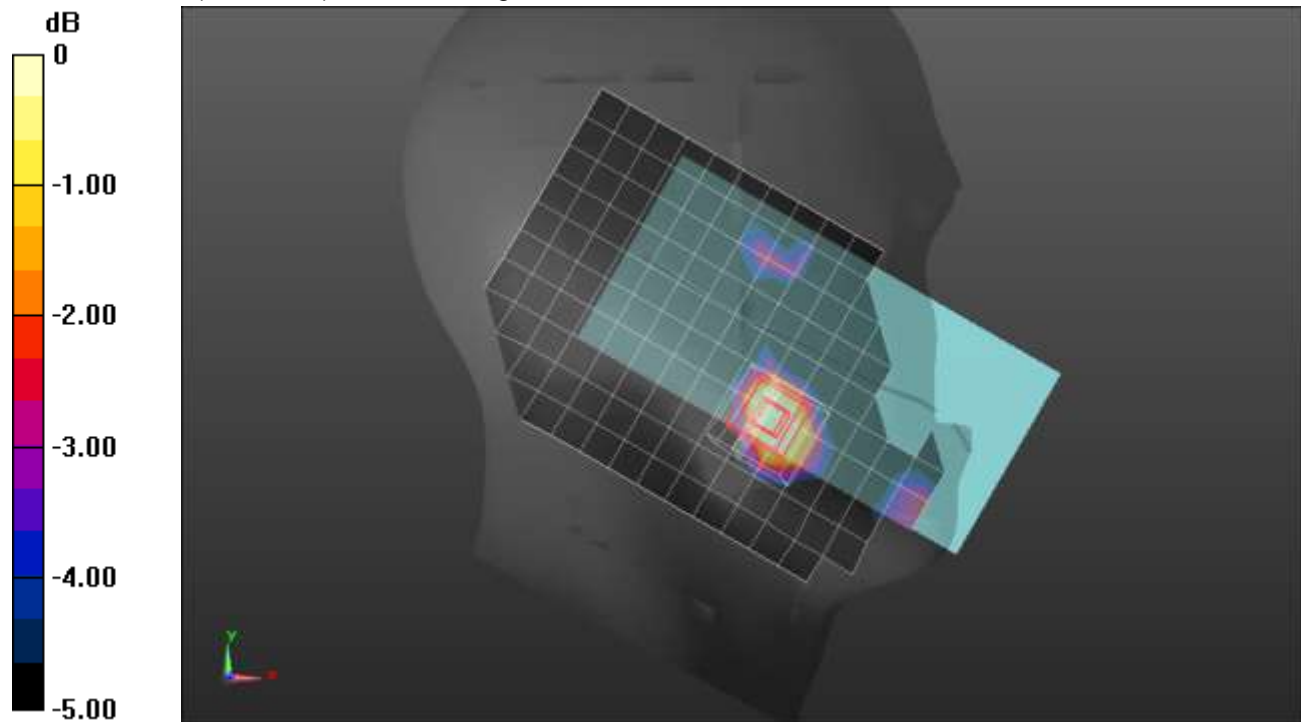
Peak SAR (extrapolated) = 0.147 W/kg

SAR(1 g) = 0.063 W/kg; SAR(10 g) = 0.024 W/kg

Smallest distance from peaks to all points 3 dB below: Larger than measurement grid

Ratio of SAR at M2 to SAR at M1 = 47.8%

Maximum value of SAR (measured) = 0.0745 W/kg



0 dB = 0.0745 W/kg = -11.28 dBW/kg

LTE Band 48 ANT 9

Frequency: 3646.7 MHz; Duty Cycle: 1:1.59956; Room Ambient Temperature: 24.0°C; Liquid Temperature: 23.0°C
 Medium parameters used (interpolated): $f = 3646.7$ MHz; $\sigma = 2.981$ S/m; $\epsilon_r = 38.232$; $\rho = 1000$ kg/m³

DASY5 Configuration:

- Area Scan Setting: Find Secondary Maximum Within: 2.0 dB and with a peak SAR value greater than 0.0012W/kg
- Electronics: DAE4 Sn1259; Calibrated: 7/16/2020
- Probe: EX3DV4 - SN3990; ConvF(7, 7, 7) @ 3646.7 MHz; Calibrated: 2/5/2021
- Sensor-Surface: 1.4mm (Mechanical Surface Detection), Sensor-Surface: 4mm (Mechanical Surface Detection)
- Phantom: Twin-SAM V8.0 (20deg probe tilt); Type: QD 000 P41 Ax; Serial: xxxx

Front/QPSK RB 1,49 Ch 56207/Area scan (11x17x1): Measurement grid: dx=12mm, dy=12mm
 Maximum value of SAR (measured) = 1.02 W/kg

Front/QPSK RB 1,49 Ch 56207/Zoom Scan (7x7x8)/Cube 0: Measurement grid: dx=5mm, dy=5mm, dz=4mm

Reference Value = 15.29 V/m; Power Drift = -0.03 dB

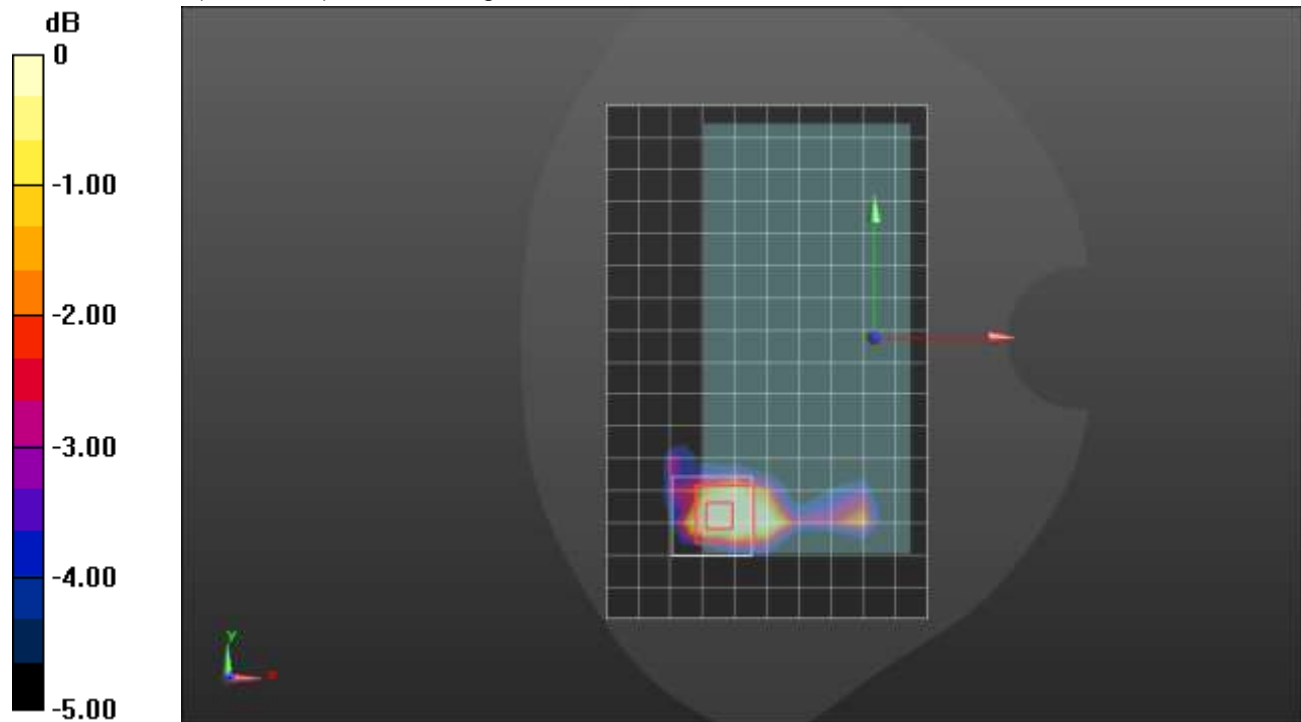
Peak SAR (extrapolated) = 1.55 W/kg

SAR(1 g) = 0.613 W/kg; SAR(10 g) = 0.257 W/kg

Smallest distance from peaks to all points 3 dB below = 8.9 mm

Ratio of SAR at M2 to SAR at M1 = 46.8%

Maximum value of SAR (measured) = 0.693 W/kg



0 dB = 0.693 W/kg = -1.59 dBW/kg

LTE Band 48 ANT 4

Frequency: 3603.3 MHz; Duty Cycle: 1:1.59956; Room Ambient Temperature: 24.0°C; Liquid Temperature: 23.0°C
 Medium parameters used (interpolated): $f = 3603.3$ MHz; $\sigma = 2.876$ S/m; $\epsilon_r = 39.191$; $\rho = 1000$ kg/m³

DASY5 Configuration:

- Area Scan Setting: Find Secondary Maximum Within: 2.0 dB and with a peak SAR value greater than 0.0012W/kg
- Electronics: DAE4 Sn1439; Calibrated: 7/16/2020
- Probe: EX3DV4 - SN3929; ConvF(6.45, 6.45, 6.45) @ 3603.3 MHz; Calibrated: 3/19/2021
- Sensor-Surface: 1.4mm (Mechanical Surface Detection)
- Phantom: Twin-SAM V8.0 (20deg probe tilt); Type: QD 000 P41 Ax; Serial: xxxx

LHS/Touch_QPSK RB 50, 24 Ch 55773/Area Scan (11x18x1): Measurement grid: dx=12mm, dy=12mm

[Info: Interpolated medium parameters used for SAR evaluation.](#)

Maximum value of SAR (measured) = 1.36 W/kg

LHS/Touch_QPSK RB 50, 24 Ch 55773/Zoom Scan (7x7x8)/Cube 0: Measurement grid: dx=5mm, dy=5mm, dz=4mm

Reference Value = 19.94 V/m; Power Drift = -0.02 dB

Peak SAR (extrapolated) = 2.82 W/kg

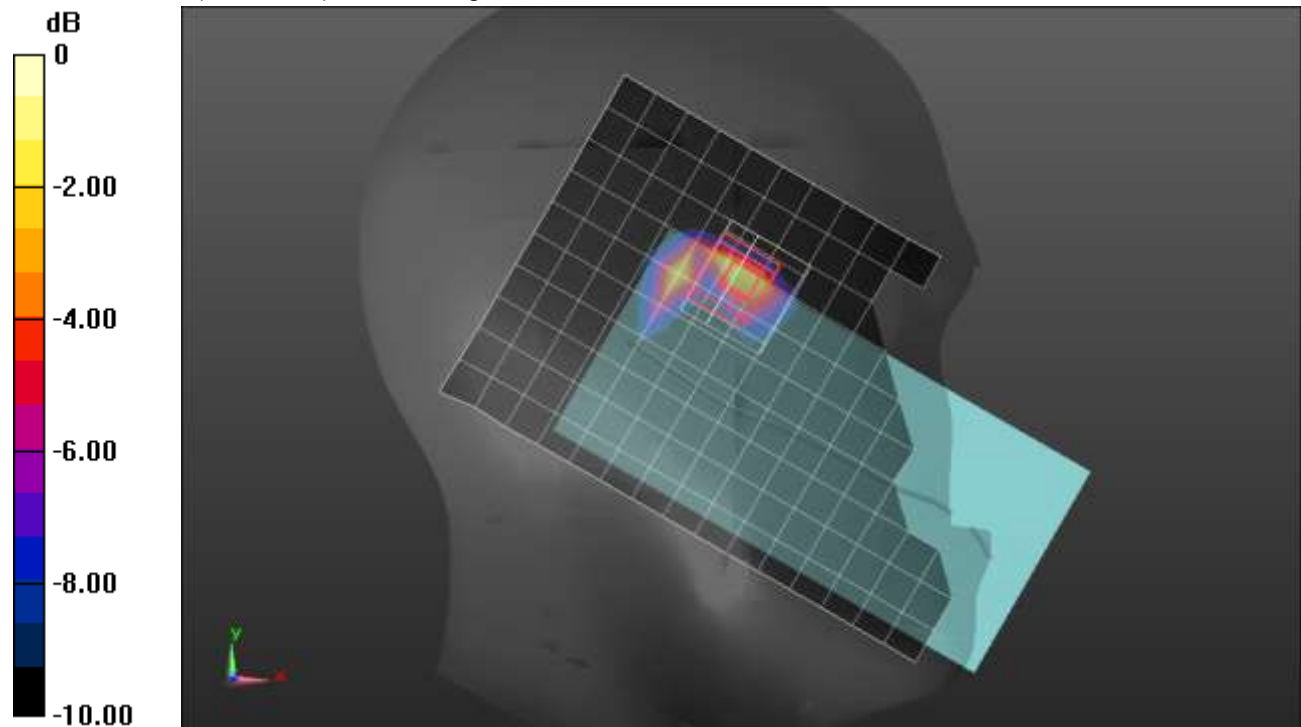
SAR(1 g) = 0.828 W/kg; SAR(10 g) = 0.281 W/kg

Smallest distance from peaks to all points 3 dB below = 5 mm

Ratio of SAR at M2 to SAR at M1 = 36.4%

[Info: Interpolated medium parameters used for SAR evaluation.](#)

Maximum value of SAR (measured) = 2.00 W/kg



0 dB = 2.00 W/kg = 3.01 dBW/kg

LTE Band 48 ANT 4

Frequency: 3646.7 MHz; Duty Cycle: 1:1.59956; Room Ambient Temperature: 24.0°C; Liquid Temperature: 23.0°C
 Medium parameters used (interpolated): $f = 3646.7$ MHz; $\sigma = 2.927$ S/m; $\epsilon_r = 39.078$; $\rho = 1000$ kg/m³

DASY5 Configuration:

- Area Scan Setting: Find Secondary Maximum Within: 2.0 dB and with a peak SAR value greater than 0.0012W/kg
- Electronics: DAE4 Sn1439; Calibrated: 7/16/2020
- Probe: EX3DV4 - SN3929; ConvF(6.45, 6.45, 6.45) @ 3646.7 MHz; Calibrated: 3/19/2021
- Sensor-Surface: 1.4mm (Mechanical Surface Detection), Sensor-Surface: 4mm (Mechanical Surface Detection)
- Phantom: Twin-SAM V8.0 (20deg probe tilt); Type: QD 000 P41 Ax; Serial: xxxx

Rear/QPSK RB 50,24 Ch 56207/Area scan (11x17x1): Measurement grid: dx=12mm, dy=12mm
 Maximum value of SAR (measured) = 0.740 W/kg

Rear/QPSK RB 50,24 Ch 56207/Zoom Scan (7x7x8)/Cube 0: Measurement grid: dx=5mm, dy=5mm, dz=4mm

Reference Value = 13.10 V/m; Power Drift = -0.05 dB

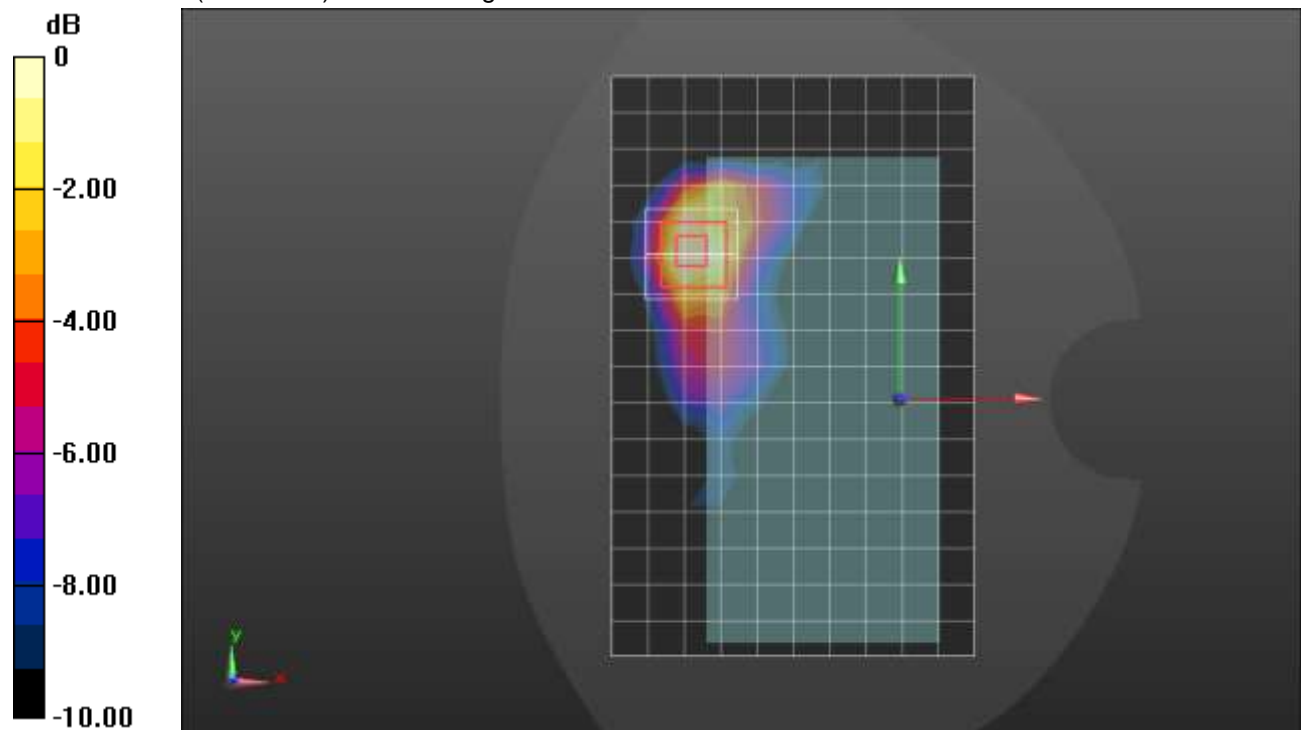
Peak SAR (extrapolated) = 1.21 W/kg

SAR(1 g) = 0.420 W/kg; SAR(10 g) = 0.154 W/kg

Smallest distance from peaks to all points 3 dB below = 7.6 mm

Ratio of SAR at M2 to SAR at M1 = 44.7%

Maximum value of SAR (measured) = 0.495 W/kg



0 dB = 0.495 W/kg = -3.05 dBW/kg

LTE Band 48 ANT 4

Frequency: 3646.7 MHz; Duty Cycle: 1:1.59956; Room Ambient Temperature: 24.0°C; Liquid Temperature: 23.0°C
 Medium parameters used (interpolated): $f = 3646.7$ MHz; $\sigma = 2.938$ S/m; $\epsilon_r = 39.518$; $\rho = 1000$ kg/m³

DASY5 Configuration:

- Area Scan Setting: Find Secondary Maximum Within: 2.0 dB and with a peak SAR value greater than 0.0012W/kg
- Electronics: DAE4 Sn1248; Calibrated: 2/19/2021
- Probe: EX3DV4 - SN7582; ConvF(7.3, 7.3, 7.3) @ 3646.7 MHz; Calibrated: 3/1/2021
- Sensor-Surface: 1.4mm (Mechanical Surface Detection), Sensor-Surface: 4mm (Mechanical Surface Detection)
- Phantom: Twin-SAM V8.0 (30deg probe tilt); Type: QD 000 P41 Ax; Serial: xxxx

Edge 2/QPSK RB 1,49 Ch 56207/Area Scan (5x17x1): Measurement grid: dx=12mm, dy=12mm

[Info: Interpolated medium parameters used for SAR evaluation.](#)

Maximum value of SAR (measured) = 0.980 W/kg

Edge 2/QPSK RB 1,49 Ch 56207/Zoom Scan (7x7x8)/Cube 0: Measurement grid: dx=5mm, dy=5mm, dz=4mm

Reference Value = 6.962 V/m; Power Drift = 0.04 dB

Peak SAR (extrapolated) = 2.36 W/kg

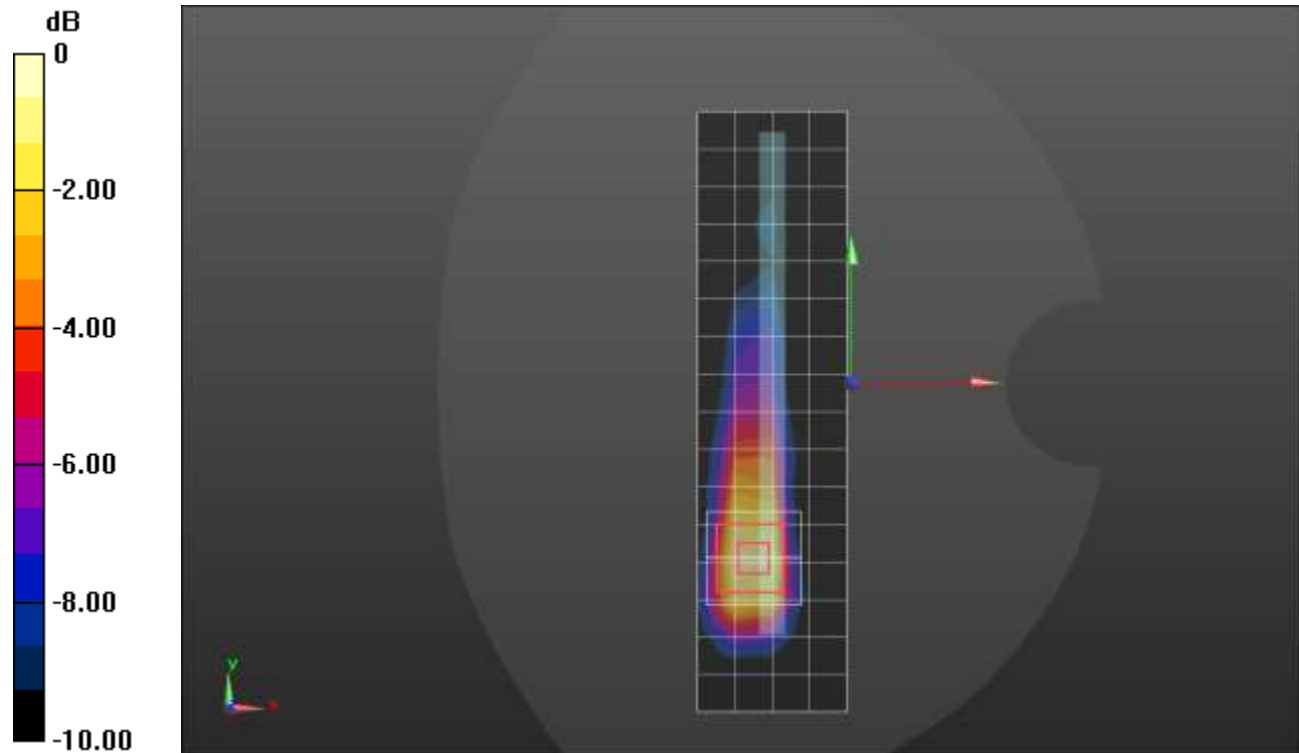
SAR(1 g) = 0.850 W/kg; SAR(10 g) = 0.304 W/kg

Smallest distance from peaks to all points 3 dB below = 7 mm

Ratio of SAR at M2 to SAR at M1 = 45.4%

[Info: Interpolated medium parameters used for SAR evaluation.](#)

Maximum value of SAR (measured) = 1.03 W/kg



0 dB = 1.03 W/kg = 0.13 dBW/kg

LTE Band 66 ANT 1

Frequency: 1745 MHz; Duty Cycle: 1:1; Room Ambient Temperature: 24.0°C; Liquid Temperature: 23.0°C

Medium parameters used: $f = 1745 \text{ MHz}$; $\sigma = 1.345 \text{ S/m}$; $\epsilon_r = 38.332$; $\rho = 1000 \text{ kg/m}^3$

DASY5 Configuration:

- Area Scan Setting: Find Secondary Maximum Within: 2.0 dB and with a peak SAR value greater than 0.0012W/kg
- Electronics: DAE4 Sn1357; Calibrated: 1/28/2021
- Probe: EX3DV4 - SN3773; ConvF(8.05, 8.05, 8.05) @ 1745 MHz; Calibrated: 2/25/2021
- Sensor-Surface: 1.4mm (Mechanical Surface Detection)
- Phantom: Twin-SAM V5.0 (30deg probe tilt); Type: QD 000 P40 CD; Serial: 1629

RHS/Touch_QPSK RB 1,49 Ch 132322/Area Scan (9x13x1): Measurement grid: dx=15mm, dy=15mm

Maximum value of SAR (measured) = 0.278 W/kg

RHS/Touch_QPSK RB 1,49 Ch 132322/Zoom Scan (5x5x7)/Cube 0: Measurement grid: dx=8mm, dy=8mm, dz=5mm

Reference Value = 13.54 V/m; Power Drift = 0.15 dB

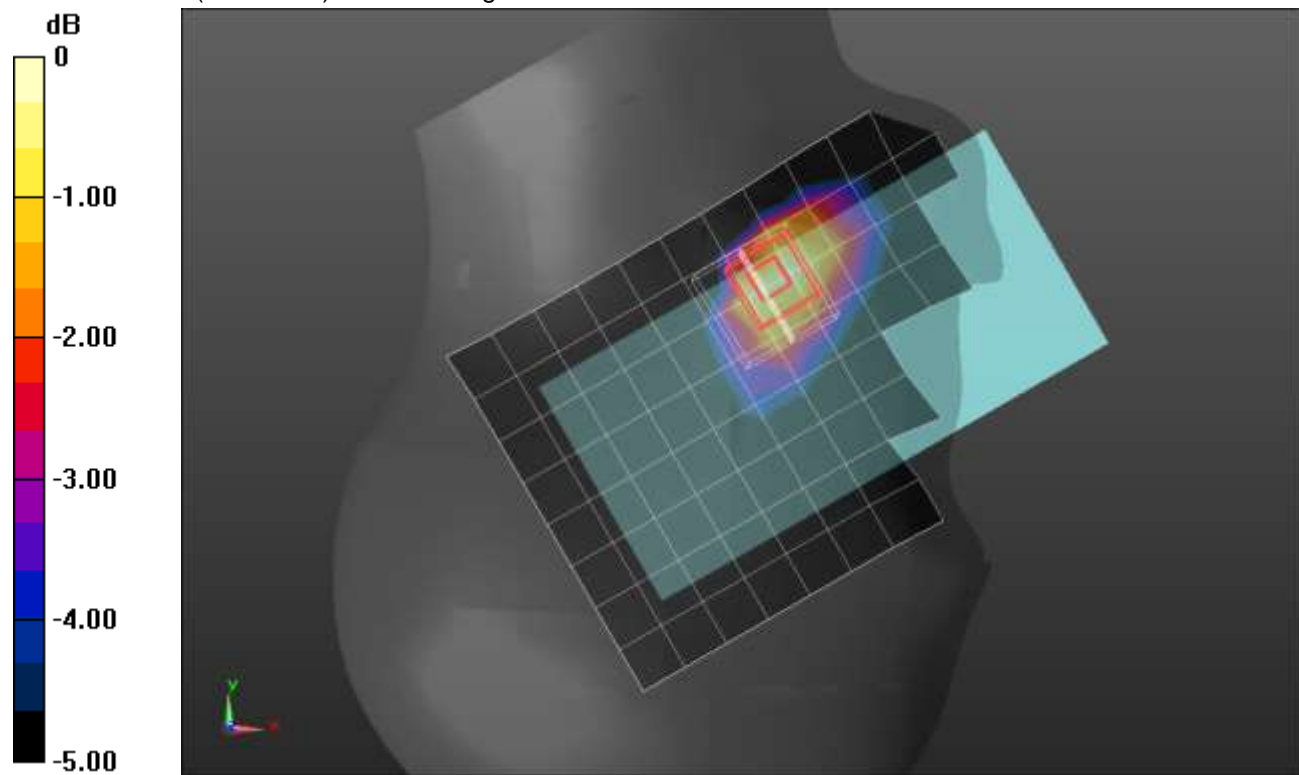
Peak SAR (extrapolated) = 0.330 W/kg

SAR(1 g) = 0.227 W/kg; SAR(10 g) = 0.150 W/kg

Smallest distance from peaks to all points 3 dB below = 14.2 mm

Ratio of SAR at M2 to SAR at M1 = 70.8%

Maximum value of SAR (measured) = 0.286 W/kg



0 dB = 0.286 W/kg = -5.44 dBW/kg

LTE Band 66 ANT 1

Frequency: 1745 MHz; Duty Cycle: 1:1; Room Ambient Temperature: 24.0°C; Liquid Temperature: 23.0°C
 Medium parameters used: $f = 1745 \text{ MHz}$; $\sigma = 1.345 \text{ S/m}$; $\epsilon_r = 38.332$; $\rho = 1000 \text{ kg/m}^3$

DASY5 Configuration:

- Area Scan Setting: Find Secondary Maximum Within: 2.0 dB and with a peak SAR value greater than 0.0012W/kg
- Electronics: DAE4 Sn1357; Calibrated: 1/28/2021
- Probe: EX3DV4 - SN3773; ConvF(8.05, 8.05, 8.05) @ 1745 MHz; Calibrated: 2/25/2021
- Sensor-Surface: 2.5mm (Mechanical Surface Detection)
- Phantom: Twin-SAM V5.0 (30deg probe tilt); Type: QD 000 P40 CD; Serial: 1629

Rear/QPSK RB 50,24 Ch 132322/Area Scan (9x15x1): Measurement grid: dx=15mm, dy=15mm
 Maximum value of SAR (measured) = 0.702 W/kg

Rear/QPSK RB 50,24 Ch 132322/Zoom Scan (5x5x7)/Cube 0: Measurement grid: dx=8mm, dy=8mm, dz=5mm

Reference Value = 23.02 V/m; Power Drift = -0.01 dB

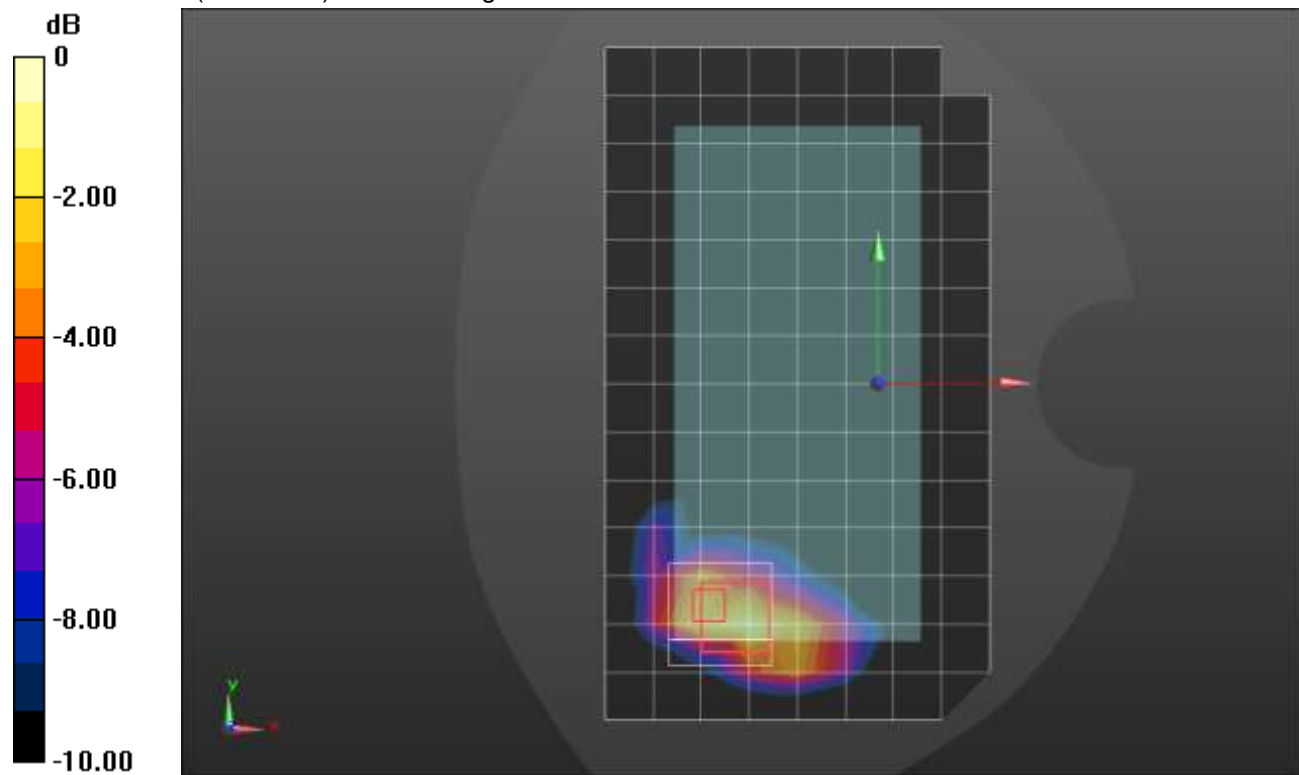
Peak SAR (extrapolated) = 1.25 W/kg

SAR(1 g) = 0.637 W/kg; SAR(10 g) = 0.341 W/kg

Smallest distance from peaks to all points 3 dB below = 8.6 mm

Ratio of SAR at M2 to SAR at M1 = 55.4%

Maximum value of SAR (measured) = 0.869 W/kg



0 dB = 0.869 W/kg = -0.61 dBW/kg

LTE Band 66 ANT 1

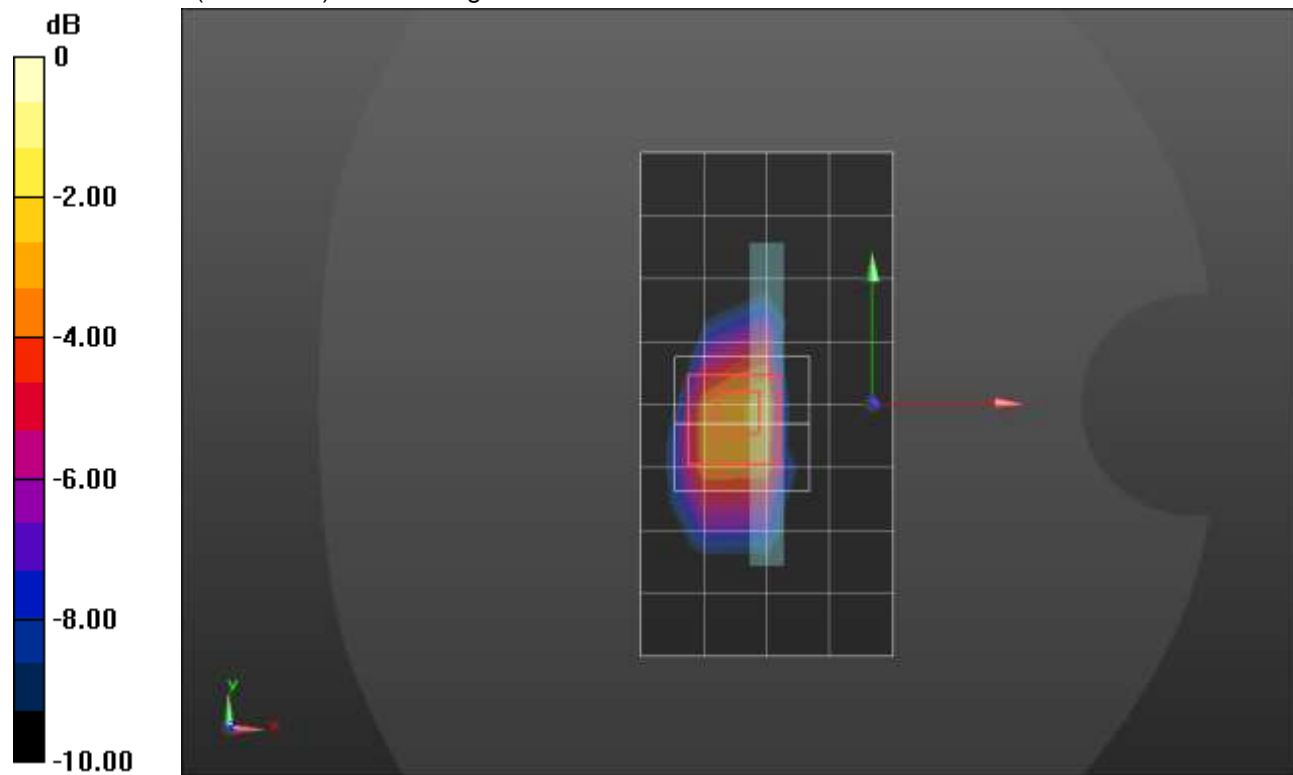
Frequency: 1720 MHz; Duty Cycle: 1:1; Room Ambient Temperature: 24.0°C; Liquid Temperature: 23.0°C
 Medium parameters used: $f = 1720 \text{ MHz}$; $\sigma = 1.334 \text{ S/m}$; $\epsilon_r = 38.392$; $\rho = 1000 \text{ kg/m}^3$

DASY5 Configuration:

- Area Scan Setting: Find Secondary Maximum Within: 2.0 dB and with a peak SAR value greater than 0.0012W/kg
- Electronics: DAE4 Sn1357; Calibrated: 1/28/2021
- Probe: EX3DV4 - SN3773; ConvF(8.05, 8.05, 8.05) @ 1720 MHz; Calibrated: 2/25/2021
- Sensor-Surface: 2.5mm (Mechanical Surface Detection)
- Phantom: Twin-SAM V5.0 (30deg probe tilt); Type: QD 000 P40 CD; Serial: 1629

Edge 3/QPSK RB 1,49 Ch 132072/Area Scan (5x9x1): Measurement grid: dx=15mm, dy=15mm
 Maximum value of SAR (measured) = 0.679 W/kg

Edge 3/QPSK RB 1,49 Ch 132072/Zoom Scan (5x5x7)/Cube 0: Measurement grid: dx=8mm, dy=8mm, dz=5mm
 Reference Value = 22.87 V/m; Power Drift = 0.14 dB
 Peak SAR (extrapolated) = 1.67 W/kg
SAR(1 g) = 0.843 W/kg; SAR(10 g) = 0.403 W/kg
 Smallest distance from peaks to all points 3 dB below = 8 mm
 Ratio of SAR at M2 to SAR at M1 = 52.6%
 Maximum value of SAR (measured) = 1.16 W/kg



0 dB = 1.16 W/kg = 0.64 dBW/kg

LTE Band 66 ANT 2

Frequency: 1770 MHz; Duty Cycle: 1:1; Room Ambient Temperature: 24.0°C; Liquid Temperature: 23.0°C
 Medium parameters used: $f = 1770$ MHz; $\sigma = 1.374$ S/m; $\epsilon_r = 39.991$; $\rho = 1000$ kg/m³

DASY5 Configuration:

- Area Scan Setting: Find Secondary Maximum Within: 2.0 dB and with a peak SAR value greater than 0.0012W/kg
- Electronics: DAE4 Sn1359; Calibrated: 1/28/2021
- Probe: EX3DV4 - SN3772; ConvF(7.57, 7.57, 7.57) @ 1770 MHz; Calibrated: 2/25/2021
- Sensor-Surface: 1.4mm (Mechanical Surface Detection (Locations From Previous Scan Used)), Sensor-Surface: 1.4mm (Mechanical Surface Detection)
- Phantom: Twin-SAM V8.0 (20deg probe tilt); Type: QD 000 P41 AA; Serial: 1948

RHS/Touch_QPSK RB 1,49 Ch 132572/Area Scan (9x14x1): Measurement grid: dx=15mm, dy=15mm
 Maximum value of SAR (measured) = 1.42 W/kg

RHS/Touch_QPSK RB 1,49 Ch 132572/Zoom Scan (5x5x7)/Cube 0: Measurement grid: dx=8mm, dy=8mm, dz=5mm

Reference Value = 30.45 V/m; Power Drift = 0.04 dB

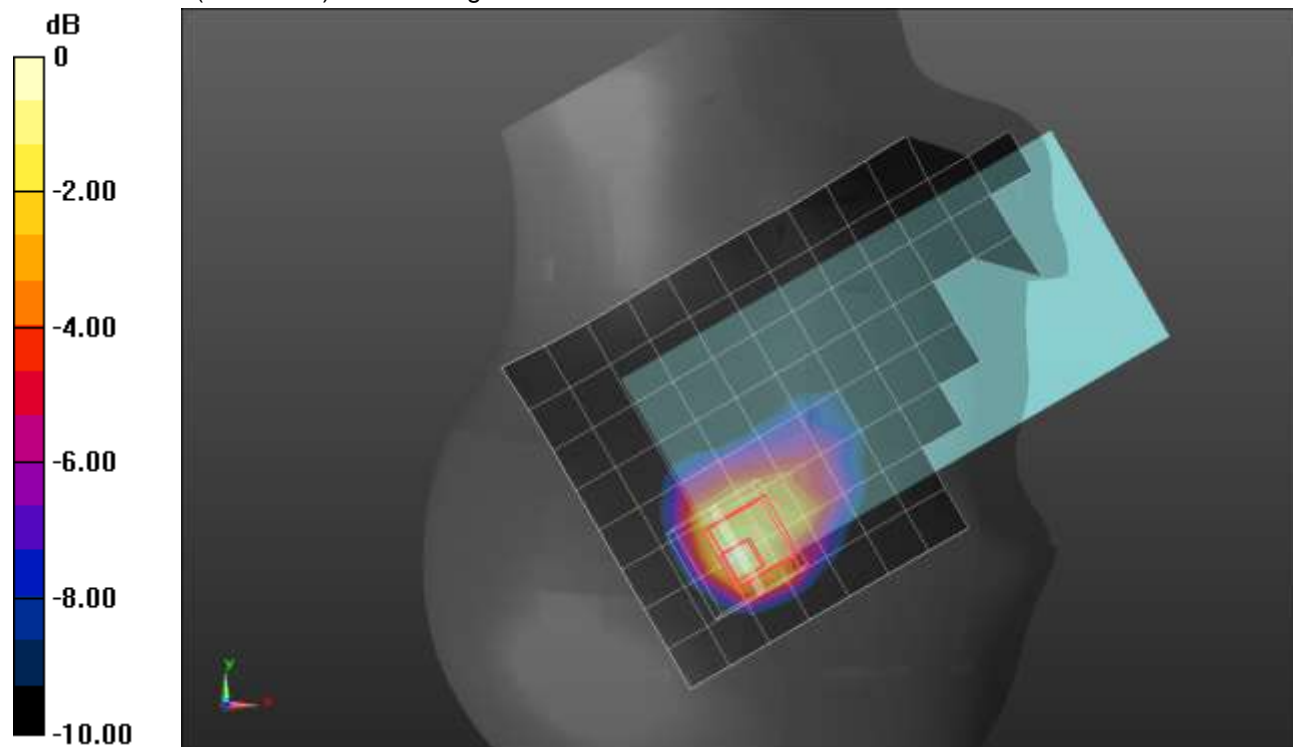
Peak SAR (extrapolated) = 2.00 W/kg

SAR(1 g) = 0.884 W/kg; SAR(10 g) = 0.487 W/kg

Smallest distance from peaks to all points 3 dB below = 8.6 mm

Ratio of SAR at M2 to SAR at M1 = 42.9%

Maximum value of SAR (measured) = 1.51 W/kg



0 dB = 1.51 W/kg = 1.79 dBW/kg

LTE Band 66 ANT 2

Frequency: 1770 MHz; Duty Cycle: 1:1; Room Ambient Temperature: 24.0°C; Liquid Temperature: 23.0°C
 Medium parameters used: $f = 1770 \text{ MHz}$; $\sigma = 1.36 \text{ S/m}$; $\epsilon_r = 38.292$; $\rho = 1000 \text{ kg/m}^3$

DASY5 Configuration:

- Area Scan Setting: Find Secondary Maximum Within: 2.0 dB and with a peak SAR value greater than 0.0012W/kg
- Electronics: DAE4 Sn1357; Calibrated: 1/28/2021
- Probe: EX3DV4 - SN3773; ConvF(8.05, 8.05, 8.05) @ 1770 MHz; Calibrated: 2/25/2021
- Sensor-Surface: 2.5mm (Mechanical Surface Detection)
- Phantom: Twin-SAM V5.0 (30deg probe tilt); Type: QD 000 P40 CD; Serial: 1629

Rear/QPSK RB 1,49 Ch 132572/Area Scan (9x15x1): Measurement grid: dx=15mm, dy=15mm
 Maximum value of SAR (measured) = 0.890 W/kg

Rear/QPSK RB 1,49 Ch 132572/Zoom Scan (5x5x7)/Cube 0: Measurement grid: dx=8mm, dy=8mm, dz=5mm

Reference Value = 25.93 V/m; Power Drift = -0.05 dB

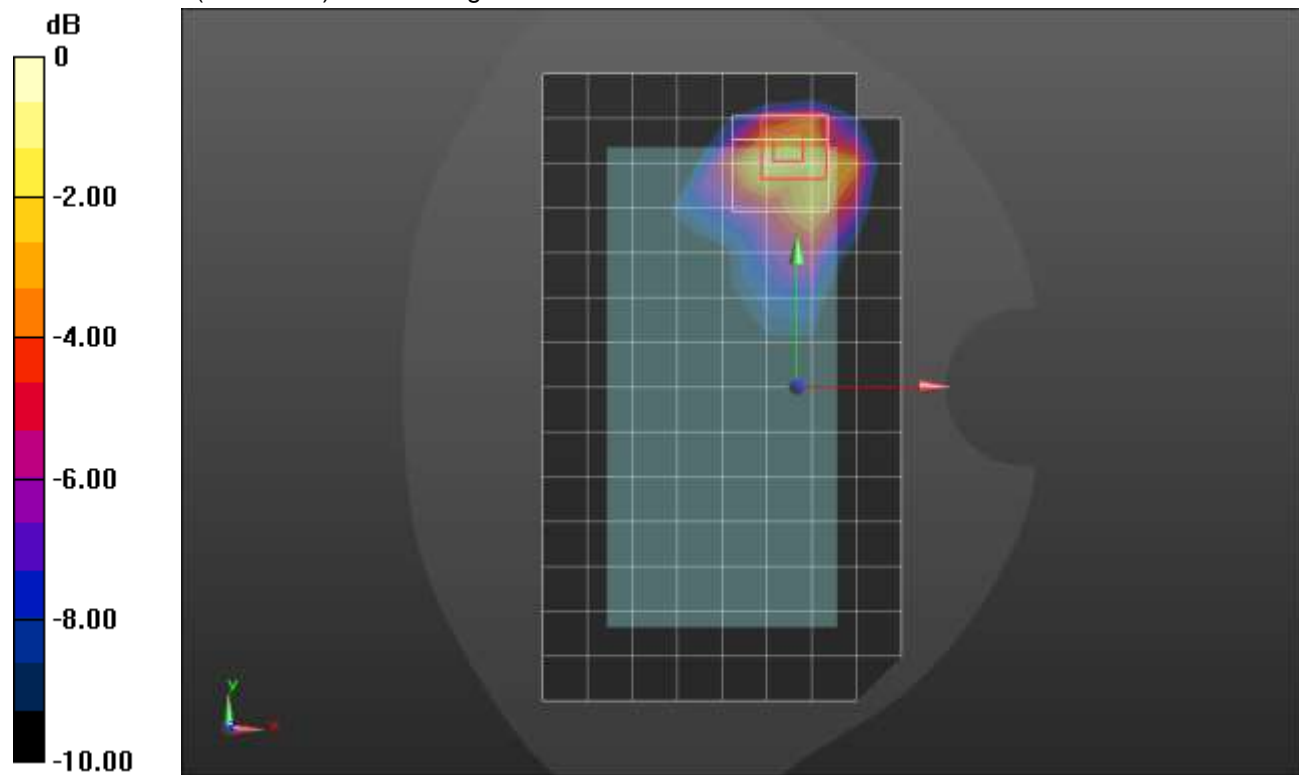
Peak SAR (extrapolated) = 1.75 W/kg

SAR(1 g) = 0.811 W/kg; SAR(10 g) = 0.383 W/kg

Smallest distance from peaks to all points 3 dB below = 8.6 mm

Ratio of SAR at M2 to SAR at M1 = 50.5%

Maximum value of SAR (measured) = 1.09 W/kg



0 dB = 1.09 W/kg = 0.37 dBW/kg

LTE Band 66 ANT 3

Frequency: 1745 MHz; Duty Cycle: 1:1; Room Ambient Temperature: 24.0°C; Liquid Temperature: 23.0°C

Medium parameters used: $f = 1745 \text{ MHz}$; $\sigma = 1.404 \text{ S/m}$; $\epsilon_r = 38.192$; $\rho = 1000 \text{ kg/m}^3$

DASY5 Configuration:

- Area Scan Setting: Find Secondary Maximum Within: 2.0 dB and with a peak SAR value greater than 0.0012W/kg
- Electronics: DAE4 Sn1357; Calibrated: 1/28/2021
- Probe: EX3DV4 - SN3773; ConvF(8.05, 8.05, 8.05) @ 1745 MHz; Calibrated: 2/25/2021
- Sensor-Surface: 1.4mm (Mechanical Surface Detection (Locations From Previous Scan Used)), Sensor-Surface: 1.4mm (Mechanical Surface Detection)
- Phantom: Twin-SAM V5.0 (30deg probe tilt); Type: QD 000 P40 CD; Serial: 1629

LHS/Touch_QPSK RB 50,24 Ch 132322/Area Scan (9x14x1): Measurement grid: dx=15mm, dy=15mm

Maximum value of SAR (measured) = 0.326 W/kg

LHS/Touch_QPSK RB 50,24 Ch 132322/Zoom Scan (5x5x7)/Cube 0: Measurement grid: dx=8mm, dy=8mm, dz=5mm

Reference Value = 4.522 V/m; Power Drift = 0.18 dB

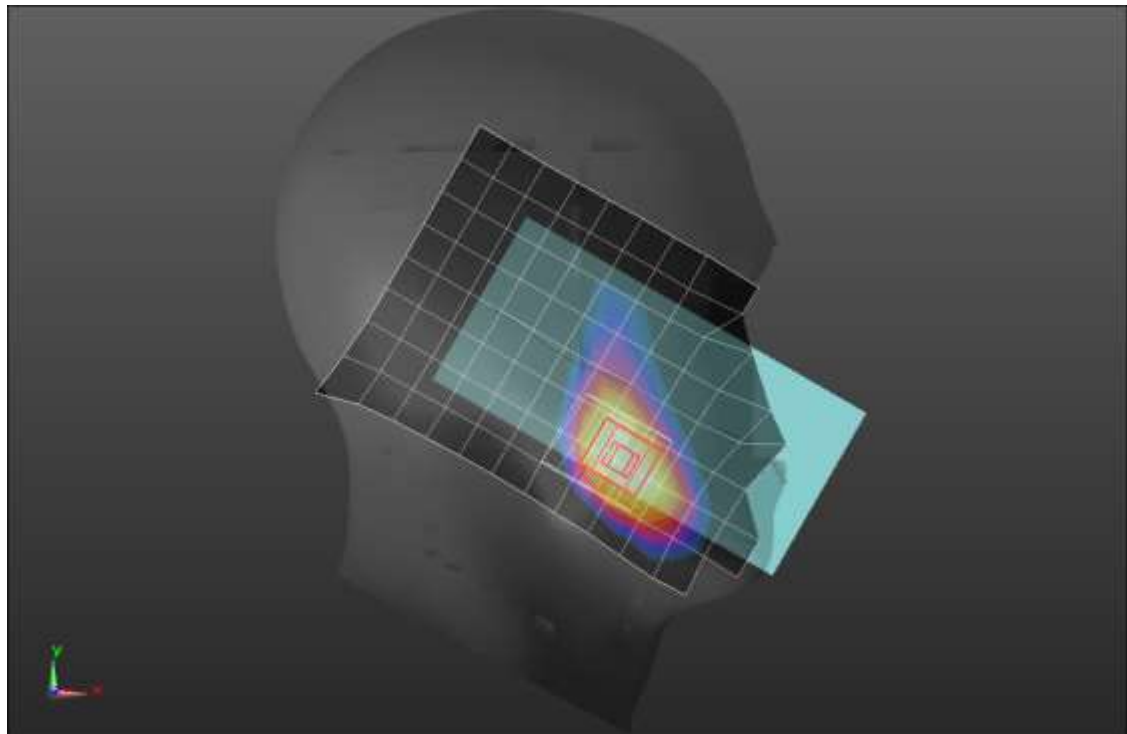
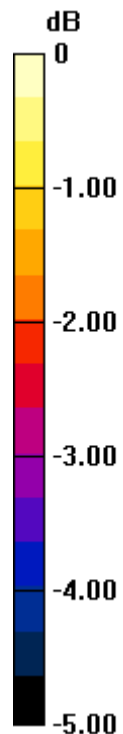
Peak SAR (extrapolated) = 0.325 W/kg

SAR(1 g) = 0.221 W/kg; SAR(10 g) = 0.147 W/kg

Smallest distance from peaks to all points 3 dB below = 15.4 mm

Ratio of SAR at M2 to SAR at M1 = 69%

Maximum value of SAR (measured) = 0.287 W/kg



0 dB = 0.287 W/kg = -5.42 dBW/kg

LTE Band 66 ANT 3

Frequency: 1745 MHz; Duty Cycle: 1:1; Room Ambient Temperature: 24.0°C; Liquid Temperature: 23.0°C
 Medium parameters used: $f = 1745 \text{ MHz}$; $\sigma = 1.427 \text{ S/m}$; $\epsilon_r = 41.421$; $\rho = 1000 \text{ kg/m}^3$

DASY5 Configuration:

- Area Scan Setting: Find Secondary Maximum Within: 2.0 dB and with a peak SAR value greater than 0.0012W/kg
- Electronics: DAE4 Sn1357; Calibrated: 1/28/2021
- Probe: EX3DV4 - SN3773; ConvF(8.05, 8.05, 8.05) @ 1745 MHz; Calibrated: 2/25/2021
- Sensor-Surface: 2.5mm (Mechanical Surface Detection (Locations From Previous Scan Used)), Sensor-Surface: 2.5mm (Mechanical Surface Detection)
- Phantom: Twin-SAM V5.0 (30deg probe tilt); Type: QD 000 P40 CD; Serial: 1629

Rear/QPSK RB 50,24 Ch 132322/Area Scan (9x15x1): Measurement grid: dx=15mm, dy=15mm
 Maximum value of SAR (measured) = 0.969 W/kg

Rear/QPSK RB 50,24 Ch 132322/Zoom Scan (5x5x7)/Cube 0: Measurement grid: dx=8mm, dy=8mm, dz=5mm

Reference Value = 25.84 V/m; Power Drift = 0.09 dB

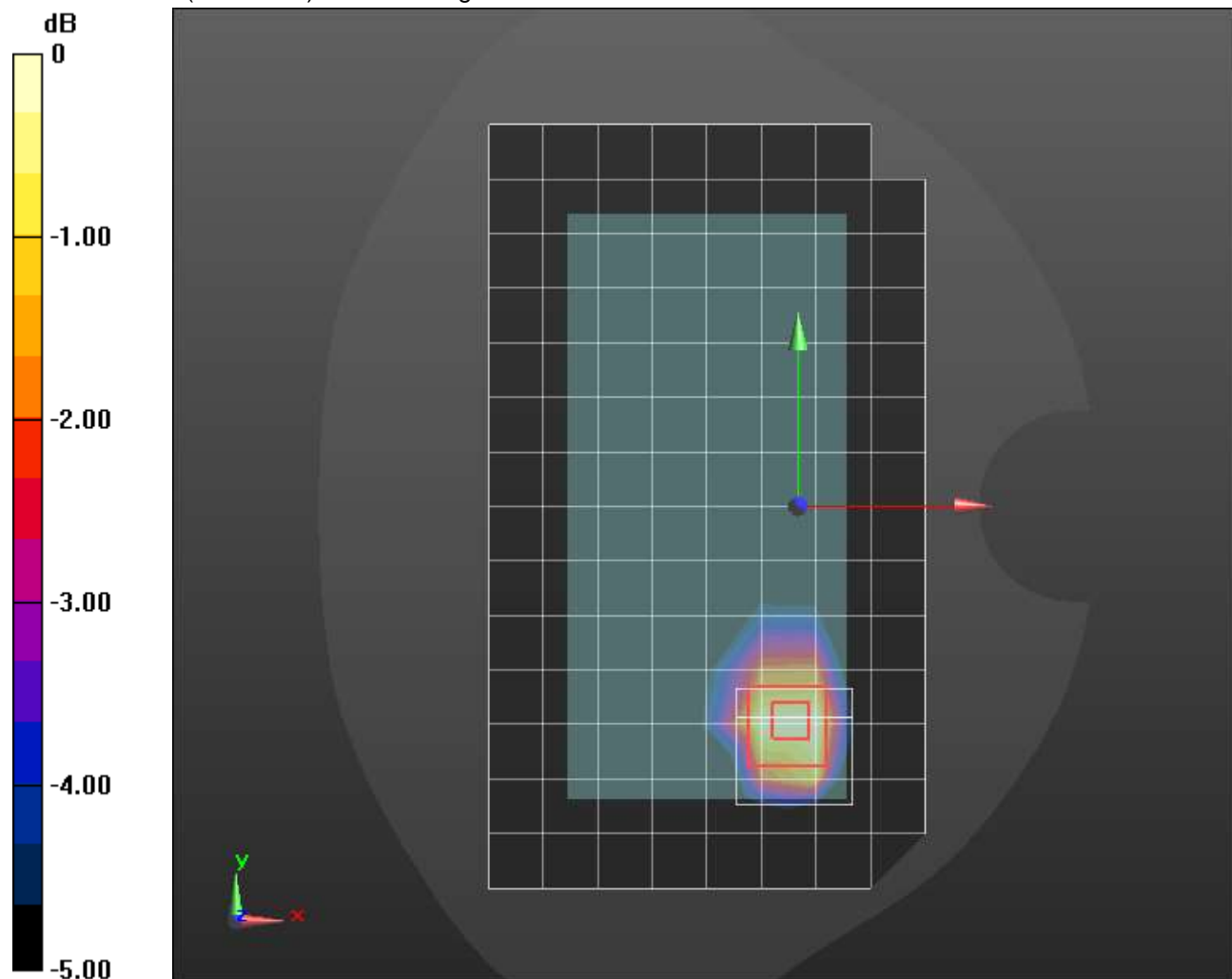
Peak SAR (extrapolated) = 1.33 W/kg

SAR(1 g) = 0.779 W/kg; SAR(10 g) = 0.456 W/kg

Smallest distance from peaks to all points 3 dB below = 15.8 mm

Ratio of SAR at M2 to SAR at M1 = 62.9%

Maximum value of SAR (measured) = 0.953 W/kg



0 dB = 0.953 W/kg = -0.21 dBW/kg

LTE Band 66 ANT 3

Frequency: 1770 MHz; Duty Cycle: 1:1; Room Ambient Temperature: 24.0°C; Liquid Temperature: 23.0°C
 Medium parameters used: $f = 1770$ MHz; $\sigma = 1.396$ S/m; $\epsilon_r = 39.665$; $\rho = 1000$ kg/m³

DASY5 Configuration:

- Area Scan Setting: Find Secondary Maximum Within: 2.0 dB and with a peak SAR value greater than 0.0012W/kg
- Electronics: DAE4 Sn1357; Calibrated: 1/28/2021
- Probe: EX3DV4 - SN3773; ConvF(8.05, 8.05, 8.05) @ 1770 MHz; Calibrated: 2/25/2021
- Sensor-Surface: 2.5mm (Mechanical Surface Detection)
- Phantom: Twin-SAM V5.0 (30deg probe tilt); Type: QD 000 P40 CD; Serial: 1629

Edge 4/QPSK RB 50,24 Ch 132572/Area Scan (6x15x1): Measurement grid: dx=15mm, dy=15mm
 Maximum value of SAR (measured) = 1.15 W/kg

Edge 4/QPSK RB 50,24 Ch 132572/Zoom Scan (5x5x7)/Cube 0: Measurement grid: dx=8mm, dy=8mm, dz=5mm

Reference Value = 29.16 V/m; Power Drift = -0.01 dB

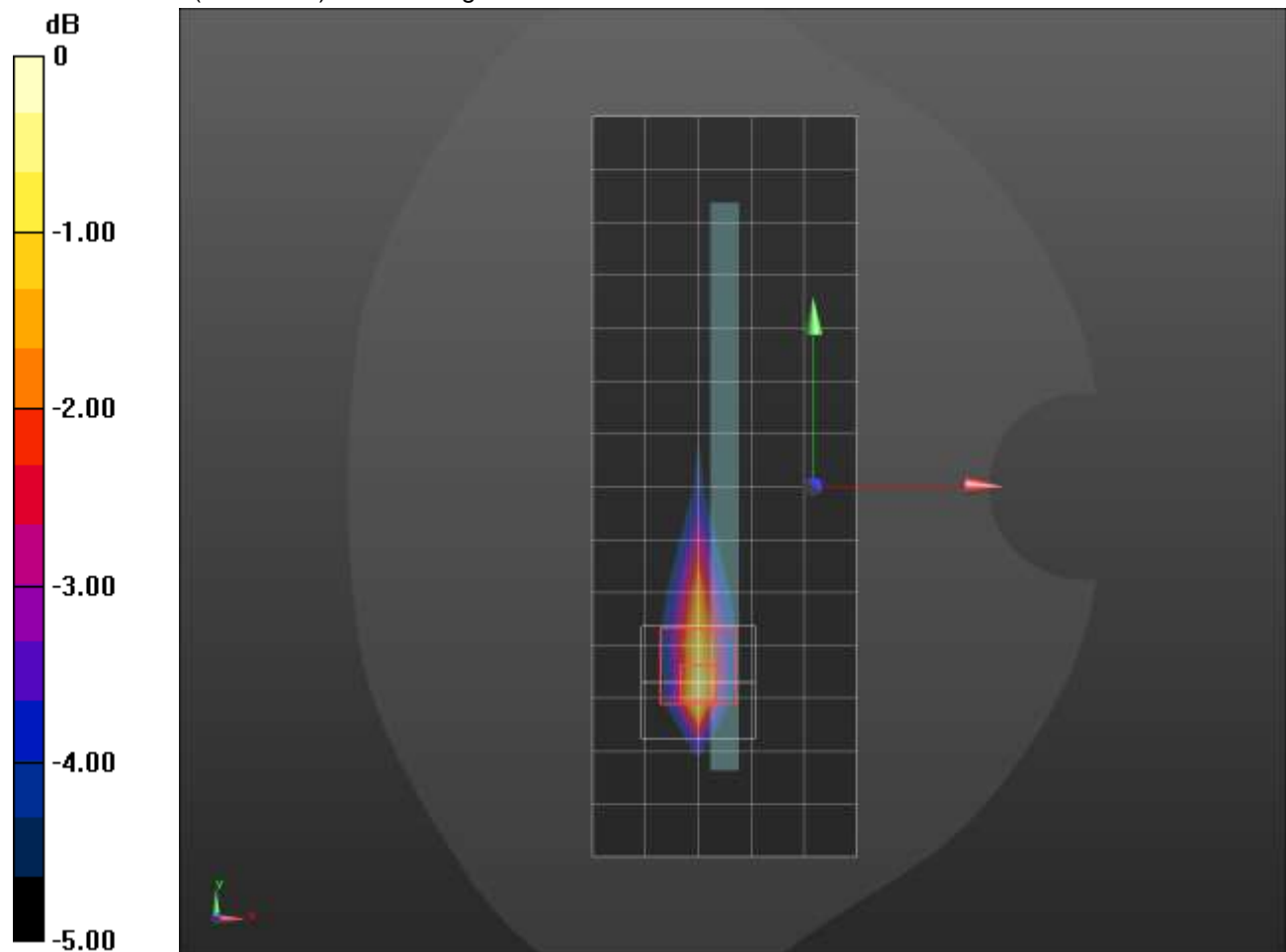
Peak SAR (extrapolated) = 1.60 W/kg

SAR(1 g) = 0.859 W/kg; SAR(10 g) = 0.458 W/kg

Smallest distance from peaks to all points 3 dB below = 8.6 mm

Ratio of SAR at M2 to SAR at M1 = 58.3%

Maximum value of SAR (measured) = 1.15 W/kg



0 dB = 1.15 W/kg = 0.61 dBW/kg

LTE Band 66 ANT 4

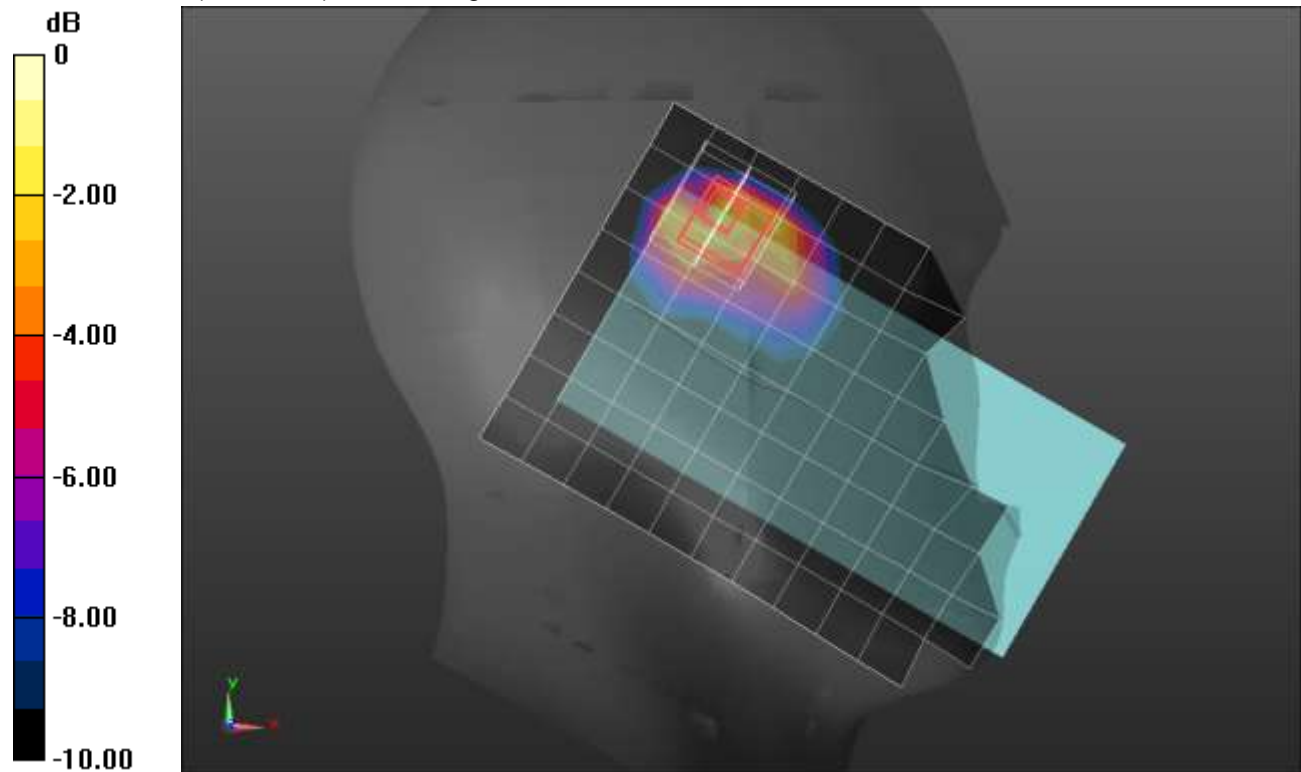
Frequency: 1745 MHz; Duty Cycle: 1:1; Room Ambient Temperature: 24.0°C; Liquid Temperature: 23.0°C
 Medium parameters used: $f = 1745 \text{ MHz}$; $\sigma = 1.345 \text{ S/m}$; $\epsilon_r = 38.332$; $\rho = 1000 \text{ kg/m}^3$

DASY5 Configuration:

- Area Scan Setting: Find Secondary Maximum Within: 2.0 dB and with a peak SAR value greater than 0.0012W/kg
- Electronics: DAE4 Sn1357; Calibrated: 1/28/2021
- Probe: EX3DV4 - SN3773; ConvF(8.05, 8.05, 8.05) @ 1745 MHz; Calibrated: 2/25/2021
- Sensor-Surface: 1.4mm (Mechanical Surface Detection)
- Phantom: Twin-SAM V5.0 (30deg probe tilt); Type: QD 000 P40 CD; Serial: 1629

LHS/Touch_QPSK RB 50,24 Ch 132322/Area Scan (9x13x1): Measurement grid: dx=15mm, dy=15mm
 Maximum value of SAR (measured) = 0.877 W/kg

LHS/Touch_QPSK RB 50,24 Ch 132322/Zoom Scan (5x5x7)/Cube 0: Measurement grid: dx=8mm, dy=8mm, dz=5mm
 Reference Value = 25.21 V/m; Power Drift = 0.07 dB
 Peak SAR (extrapolated) = 1.77 W/kg
SAR(1 g) = 0.855 W/kg; SAR(10 g) = 0.442 W/kg
 Smallest distance from peaks to all points 3 dB below = 8.3 mm
 Ratio of SAR at M2 to SAR at M1 = 48.2%
 Maximum value of SAR (measured) = 1.46 W/kg



0 dB = 1.46 W/kg = 1.64 dBW/kg

LTE Band 66 ANT 4

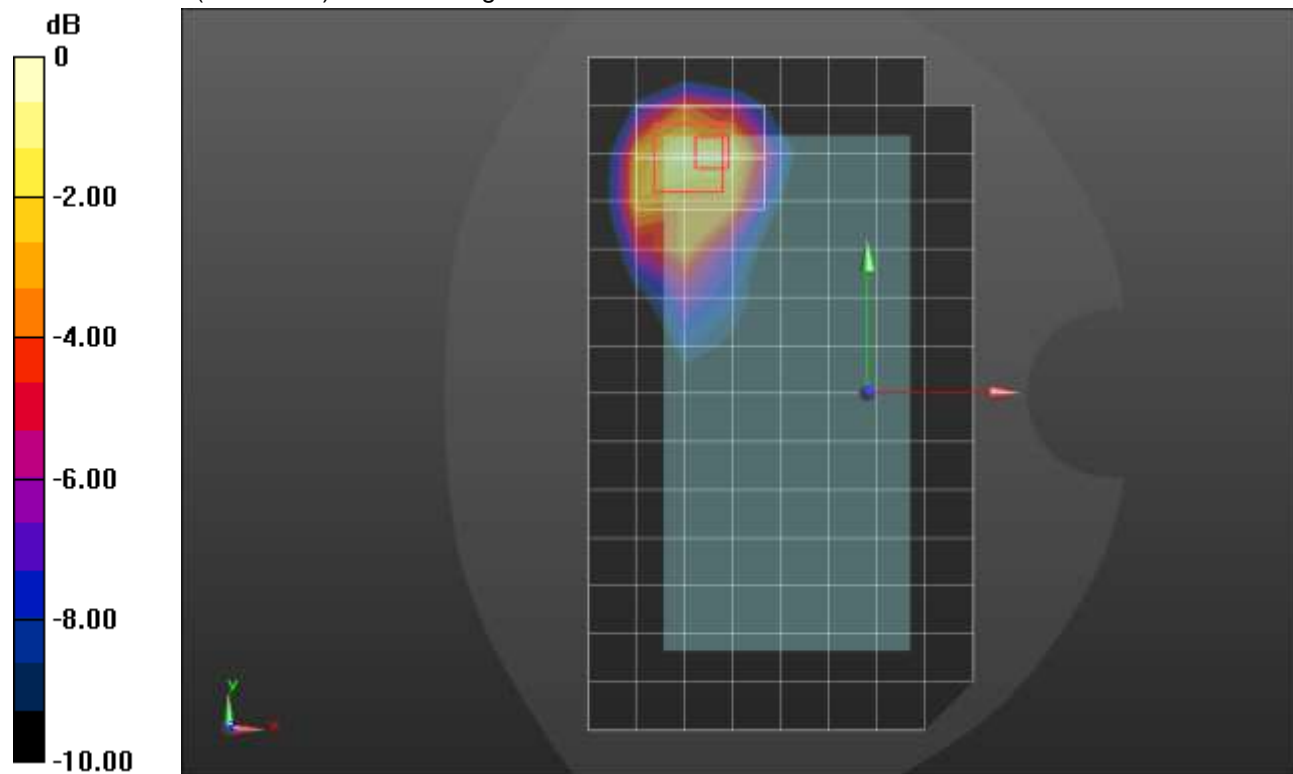
Frequency: 1745 MHz; Duty Cycle: 1:1; Room Ambient Temperature: 24.0°C; Liquid Temperature: 23.0°C
 Medium parameters used: $f = 1745 \text{ MHz}$; $\sigma = 1.305 \text{ S/m}$; $\epsilon_r = 38.953$; $\rho = 1000 \text{ kg/m}^3$

DASY5 Configuration:

- Area Scan Setting: Find Secondary Maximum Within: 2.0 dB and with a peak SAR value greater than 0.0012W/kg
- Electronics: DAE4 Sn1357; Calibrated: 1/28/2021
- Probe: EX3DV4 - SN3773; ConvF(8.05, 8.05, 8.05) @ 1745 MHz; Calibrated: 2/25/2021
- Sensor-Surface: 2.5mm (Mechanical Surface Detection)
- Phantom: Twin-SAM V5.0 (30deg probe tilt); Type: QD 000 P40 CD; Serial: 1629

Rear/spotcheckQPSK RB 50,24 Ch 132322/Area Scan (9x15x1): Measurement grid: dx=15mm, dy=15mm
 Maximum value of SAR (measured) = 0.740 W/kg

Rear/spotcheckQPSK RB 50,24 Ch 132322/Zoom Scan (6x5x7)/Cube 0: Measurement grid: dx=8mm, dy=8mm, dz=5mm
 Reference Value = 24.01 V/m; Power Drift = -0.09 dB
 Peak SAR (extrapolated) = 1.27 W/kg
SAR(1 g) = 0.642 W/kg; SAR(10 g) = 0.344 W/kg
 Smallest distance from peaks to all points 3 dB below = 10.7 mm
 Ratio of SAR at M2 to SAR at M1 = 51.7%
 Maximum value of SAR (measured) = 0.895 W/kg



0 dB = 0.895 W/kg = -0.48 dBW/kg

LTE Band 66 ANT 4

Frequency: 1770 MHz; Duty Cycle: 1:1; Room Ambient Temperature: 24.0°C; Liquid Temperature: 23.0°C
 Medium parameters used: $f = 1770 \text{ MHz}$; $\sigma = 1.36 \text{ S/m}$; $\epsilon_r = 38.292$; $\rho = 1000 \text{ kg/m}^3$

DASY5 Configuration:

- Area Scan Setting: Find Secondary Maximum Within: 2.0 dB and with a peak SAR value greater than 0.0012W/kg
- Electronics: DAE4 Sn1357; Calibrated: 1/28/2021
- Probe: EX3DV4 - SN3773; ConvF(8.05, 8.05, 8.05) @ 1770 MHz; Calibrated: 2/25/2021
- Sensor-Surface: 2.5mm (Mechanical Surface Detection)
- Phantom: Twin-SAM V5.0 (30deg probe tilt); Type: QD 000 P40 CD; Serial: 1629

Edge 2/QPSK RB 50,24 Ch 132572/Area Scan (7x15x1): Measurement grid: dx=15mm, dy=15mm
 Maximum value of SAR (measured) = 0.713 W/kg

Edge 2/QPSK RB 50,24 Ch 132572/Zoom Scan (5x5x7)/Cube 0: Measurement grid: dx=8mm, dy=8mm, dz=5mm

Reference Value = 18.95 V/m; Power Drift = -0.02 dB

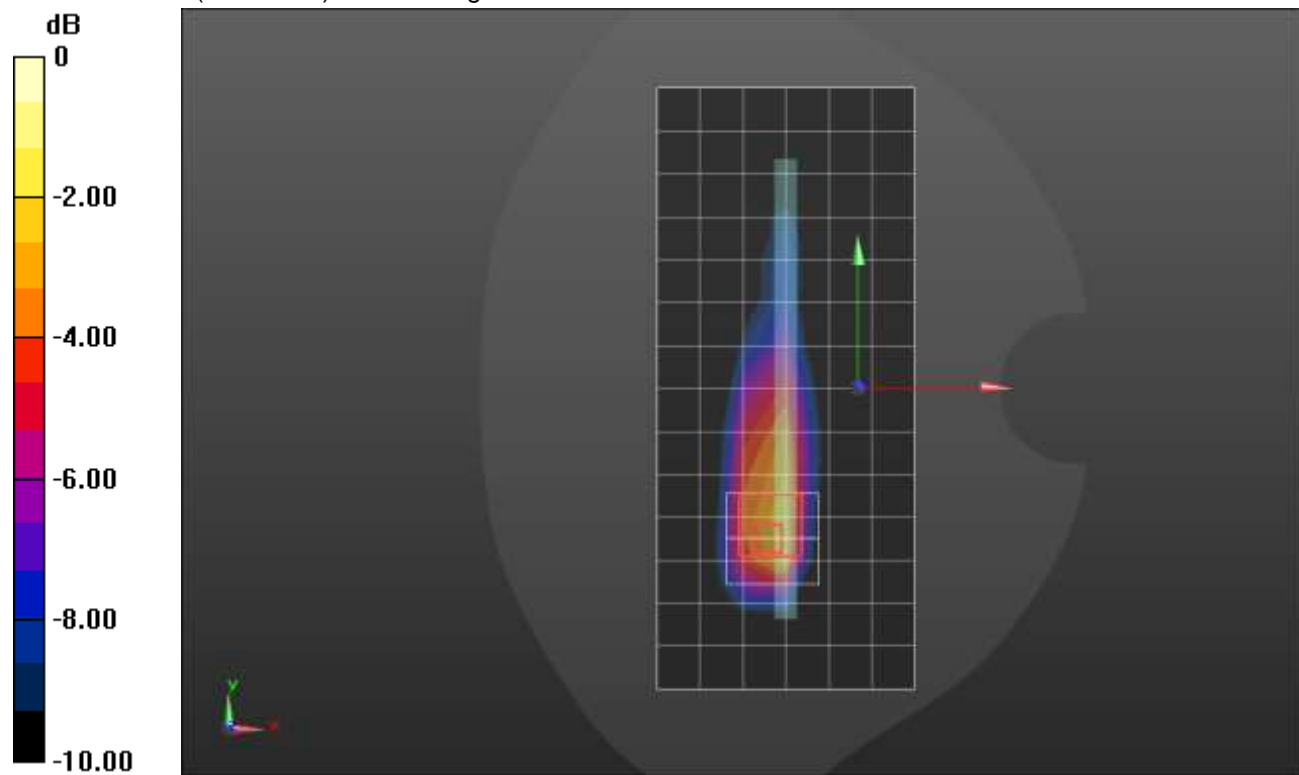
Peak SAR (extrapolated) = 1.52 W/kg

SAR(1 g) = 0.789 W/kg; SAR(10 g) = 0.389 W/kg

Smallest distance from peaks to all points 3 dB below = 8 mm

Ratio of SAR at M2 to SAR at M1 = 56.1%

Maximum value of SAR (measured) = 1.10 W/kg



0 dB = 1.10 W/kg = 0.41 dBW/kg

LTE Band 71 ANT 1

Frequency: 680.5 MHz; Duty Cycle: 1:1; Room Ambient Temperature: 24.0°C; Liquid Temperature: 23.0°C
 Medium parameters used (interpolated): $f = 680.5 \text{ MHz}$; $\sigma = 0.851 \text{ S/m}$; $\epsilon_r = 44.625$; $\rho = 1000 \text{ kg/m}^3$

DASY5 Configuration:

- Area Scan Setting: Find Secondary Maximum Within: 2.0 dB and with a peak SAR value greater than 0.0012W/kg
- Electronics: DAE4 Sn1434; Calibrated: 10/12/2020
- Probe: EX3DV4 - SN3686; ConvF(9.83, 9.83, 9.83); Calibrated: 9/21/2020;
- Sensor-Surface: 1.4mm (Mechanical Surface Detection)
- Phantom: SAM B with CRP; Type: SAM; Serial: 1751

RHS/Touch_QPSK RB 1,49 Ch 133297/Area Scan (9x14x1):

Measurement grid: $dx=15\text{mm}$, $dy=15\text{mm}$
[Info: Interpolated medium parameters used for SAR evaluation.](#)

Maximum value of SAR (measured) = 0.147 W/kg

RHS/Touch_QPSK RB 1,49 Ch 133297/Zoom Scan (6x6x7)/Cube 0:

Measurement grid: $dx=8\text{mm}$, $dy=8\text{mm}$, $dz=5\text{mm}$

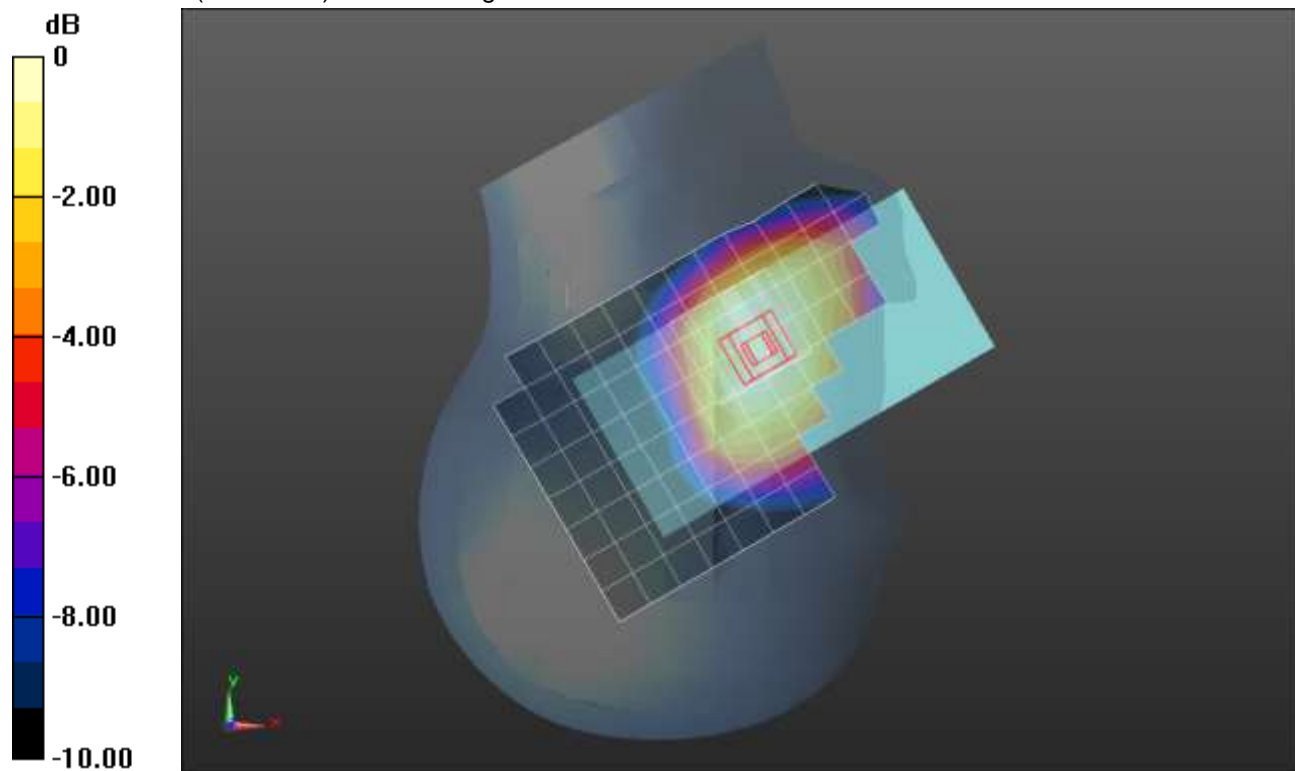
Reference Value = 11.991 V/m; Power Drift = -0.00 dB

Peak SAR (extrapolated) = 0.163 W/kg

SAR(1 g) = 0.127 W/kg; SAR(10 g) = 0.100 W/kg

[Info: Interpolated medium parameters used for SAR evaluation.](#)

Maximum value of SAR (measured) = 0.151 W/kg



0 dB = 0.151 W/kg = -8.21 dBW/kg

LTE Band 71 ANT 1

Frequency: 680.5 MHz; Duty Cycle: 1:1; Room Ambient Temperature: 24.0°C; Liquid Temperature: 23.0°C
 Medium parameters used (interpolated): $f = 680.5 \text{ MHz}$; $\sigma = 0.878 \text{ S/m}$; $\epsilon_r = 41.919$; $\rho = 1000 \text{ kg/m}^3$

DASY5 Configuration:

- Area Scan Setting: Find Secondary Maximum Within: 2.0 dB and with a peak SAR value greater than 0.0012W/kg
- Electronics: DAE4 Sn1434; Calibrated: 10/12/2020
- Probe: EX3DV4 - SN3686; ConvF(9.83, 9.83, 9.83); Calibrated: 9/21/2020;
- Sensor-Surface: 1.4mm (Mechanical Surface Detection)
- Phantom: SAM B with CRP; Type: SAM; Serial: 1751

Rear/QPSK RB 1,49 Ch 133297/Area Scan (9x14x1): Measurement grid: dx=15mm, dy=15mm

[Info: Interpolated medium parameters used for SAR evaluation.](#)

Maximum value of SAR (measured) = 0.530 W/kg

Rear/QPSK RB 1,49 Ch 133297/Zoom Scan (6x6x7)/Cube 0: Measurement grid: dx=8mm, dy=8mm, dz=5mm

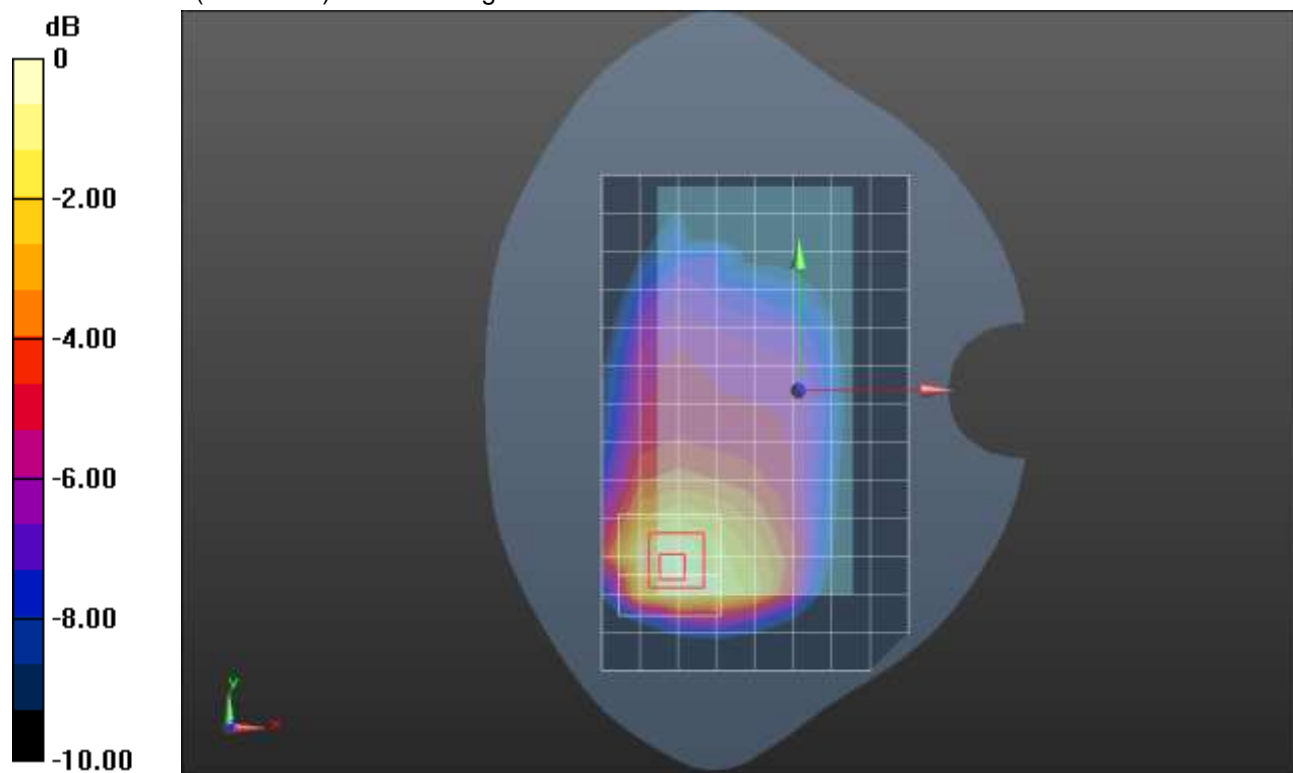
Reference Value = 22.148 V/m; Power Drift = -0.04 dB

Peak SAR (extrapolated) = 0.822 W/kg

SAR(1 g) = 0.407 W/kg; SAR(10 g) = 0.256 W/kg

[Info: Interpolated medium parameters used for SAR evaluation.](#)

Maximum value of SAR (measured) = 0.598 W/kg



0 dB = 0.598 W/kg = -2.23 dBW/kg

LTE Band 71 ANT 1

Frequency: 680.5 MHz; Duty Cycle: 1:1; Room Ambient Temperature: 24.0°C; Liquid Temperature: 23.0°C
 Medium parameters used (interpolated): $f = 680.5$ MHz; $\sigma = 0.878$ S/m; $\epsilon_r = 41.919$; $\rho = 1000$ kg/m³

DASY5 Configuration:

- Area Scan Setting: Find Secondary Maximum Within: 2.0 dB and with a peak SAR value greater than 0.0012W/kg
- Electronics: DAE4 Sn1434; Calibrated: 10/12/2020
- Probe: EX3DV4 - SN3686; ConvF(9.83, 9.83, 9.83); Calibrated: 9/21/2020;
- Sensor-Surface: 1.4mm (Mechanical Surface Detection)
- Phantom: SAM B with CRP; Type: SAM; Serial: 1751

Edge 2/QPSK RB 1,49 Ch 133297/Area Scan (6x14x1): Measurement grid: dx=15mm, dy=15mm

[Info: Interpolated medium parameters used for SAR evaluation.](#)

Maximum value of SAR (measured) = 0.600 W/kg

Edge 2/QPSK RB 1,49 Ch 133297/Zoom Scan (5x5x7)/Cube 0: Measurement grid: dx=8mm, dy=8mm, dz=5mm

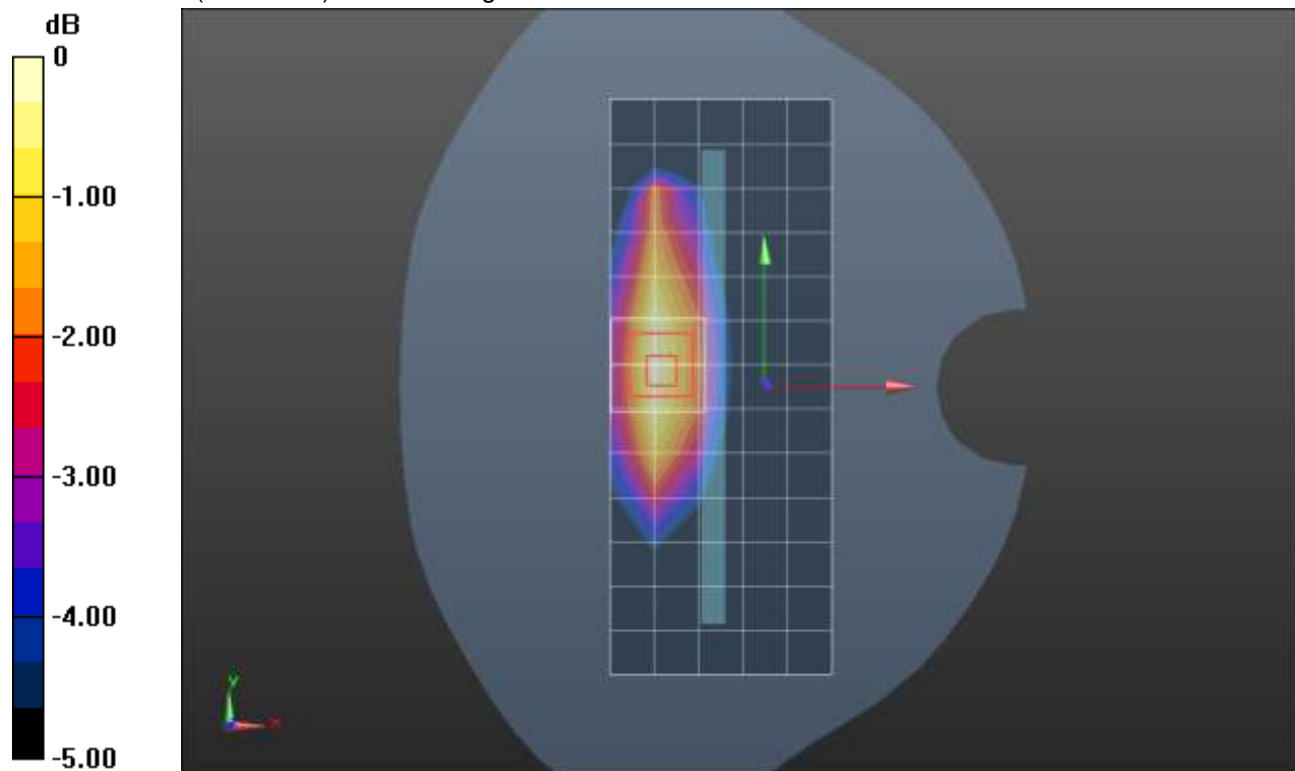
Reference Value = 24.468 V/m; Power Drift = -0.03 dB

Peak SAR (extrapolated) = 0.716 W/kg

SAR(1 g) = 0.445 W/kg; SAR(10 g) = 0.295 W/kg

[Info: Interpolated medium parameters used for SAR evaluation.](#)

Maximum value of SAR (measured) = 0.614 W/kg



0 dB = 0.614 W/kg = -2.12 dBW/kg

LTE Band 71 ANT 2

Frequency: 680.5 MHz; Duty Cycle: 1:1; Room Ambient Temperature: 24.0°C; Liquid Temperature: 23.0°C
 Medium parameters used (interpolated): $f = 680.5 \text{ MHz}$; $\sigma = 0.857 \text{ S/m}$; $\epsilon_r = 41.204$; $\rho = 1000 \text{ kg/m}^3$

DASY5 Configuration:

- Area Scan Setting: Find Secondary Maximum Within: 2.0 dB and with a peak SAR value greater than 0.0012W/kg
- Electronics: DAE4 Sn1261; Calibrated: 2/24/2021
- Probe: EX3DV4 - SN7581; ConvF(10.77, 10.77, 10.77) @ 680.5 MHz; Calibrated: 3/1/2021
- Sensor-Surface: 1.4mm (Mechanical Surface Detection)
- Phantom: Twin-SAM V8.0 (30deg probe tilt); Type: QD 000 P41 Ax; Serial: xxxx

RHS/Tilt_QPSK RB 1,49 Ch 133297/Area Scan (9x14x1): Measurement grid: dx=15mm, dy=15mm

[Info: Interpolated medium parameters used for SAR evaluation.](#)

Maximum value of SAR (measured) = 0.879 W/kg

RHS/Tilt_QPSK RB 1,49 Ch 133297/Zoom Scan (7x7x7)/Cube 0: Measurement grid: dx=8mm, dy=8mm, dz=5mm

Reference Value = 32.59 V/m; Power Drift = 0.11 dB

Peak SAR (extrapolated) = 1.94 W/kg

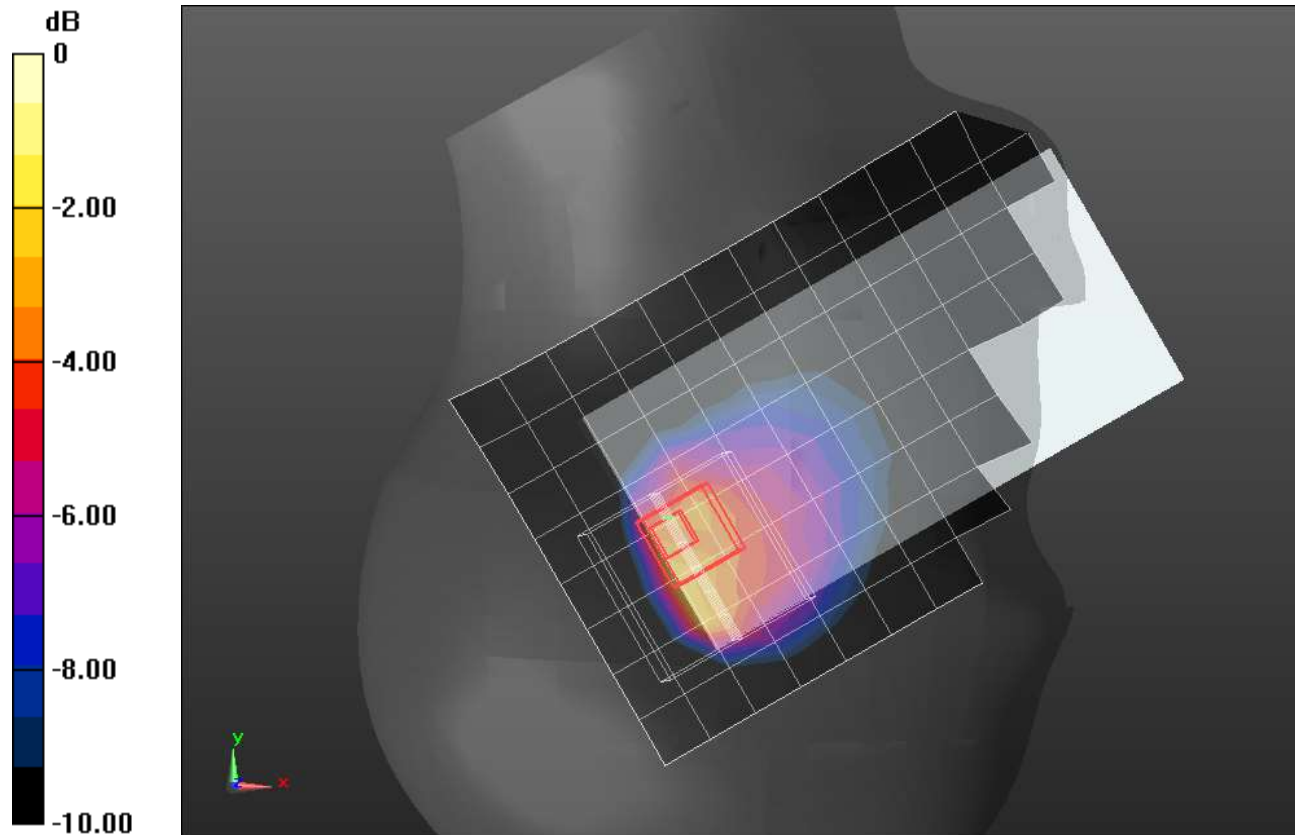
SAR(1 g) = 0.764 W/kg; SAR(10 g) = 0.389 W/kg

Smallest distance from peaks to all points 3 dB below = 7.2 mm

Ratio of SAR at M2 to SAR at M1 = 37.4%

[Info: Interpolated medium parameters used for SAR evaluation.](#)

Maximum value of SAR (measured) = 1.41 W/kg



0 dB = 1.41 W/kg = 1.49 dBW/kg

LTE Band 71 ANT 2

Frequency: 680.5 MHz; Duty Cycle: 1:1; Room Ambient Temperature: 24.0°C; Liquid Temperature: 23.0°C
 Medium parameters used (interpolated): $f = 680.5$ MHz; $\sigma = 0.857$ S/m; $\epsilon_r = 41.204$; $\rho = 1000$ kg/m³

DASY5 Configuration:

- Area Scan Setting: Find Secondary Maximum Within: 2.0 dB and with a peak SAR value greater than 0.0012W/kg
- Electronics: DAE4 Sn1261; Calibrated: 2/24/2021
- Probe: EX3DV4 - SN7581; ConvF(10.77, 10.77, 10.77) @ 680.5 MHz; Calibrated: 3/1/2021
- Sensor-Surface: 1.4mm (Mechanical Surface Detection)
- Phantom: Twin-SAM V8.0 (30deg probe tilt); Type: QD 000 P41 Ax; Serial: xxxx

Rear/QPSK RB 1,49 Ch 133297/Area Scan (9x14x1): Measurement grid: dx=15mm, dy=15mm

[Info: Interpolated medium parameters used for SAR evaluation.](#)

Maximum value of SAR (measured) = 0.800 W/kg

Rear/QPSK RB 1,49 Ch 133297/Zoom Scan (5x5x7)/Cube 0: Measurement grid: dx=8mm, dy=8mm, dz=5mm

Reference Value = 27.36 V/m; Power Drift = -0.08 dB

Peak SAR (extrapolated) = 1.09 W/kg

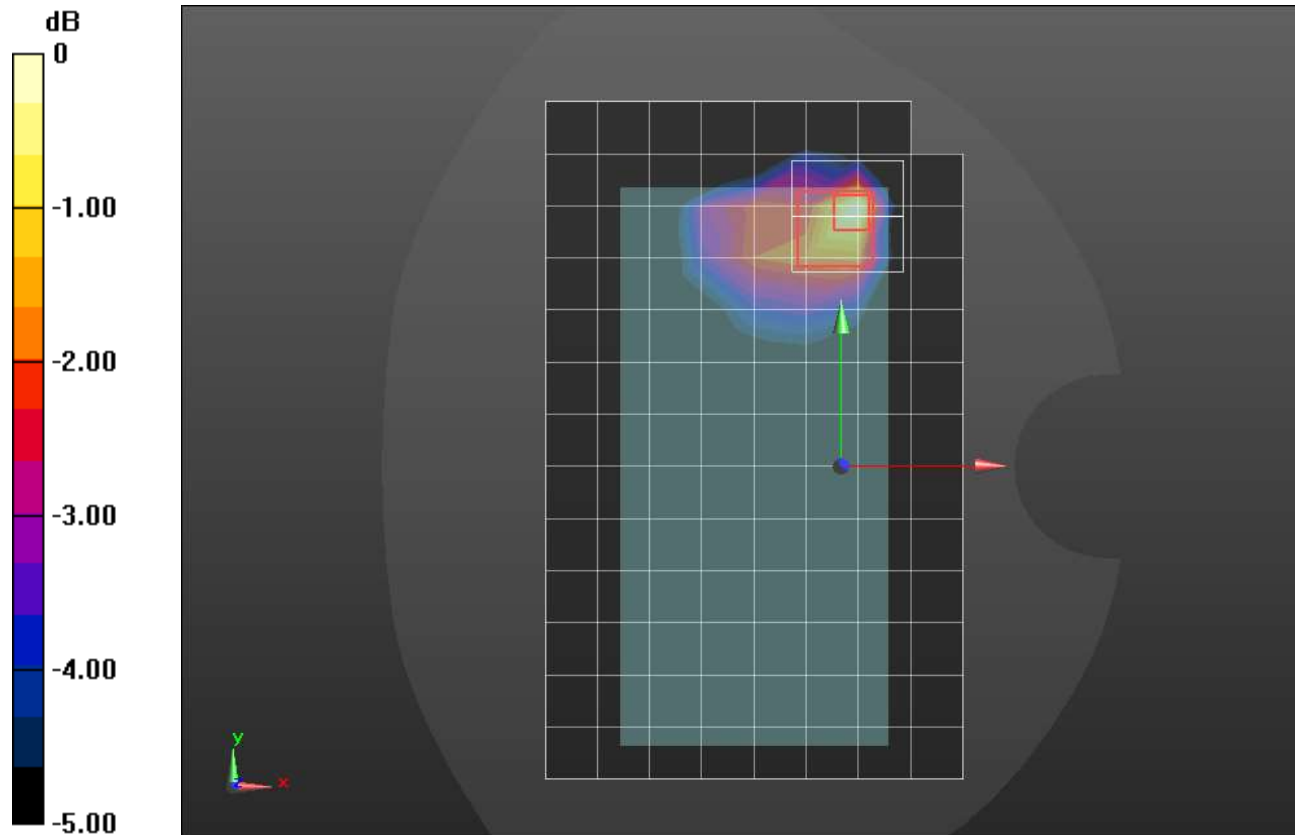
SAR(1 g) = 0.459 W/kg; SAR(10 g) = 0.251 W/kg

Smallest distance from peaks to all points 3 dB below = 9.3 mm

Ratio of SAR at M2 to SAR at M1 = 44.2%

[Info: Interpolated medium parameters used for SAR evaluation.](#)

Maximum value of SAR (measured) = 0.766 W/kg



0 dB = 0.766 W/kg = -1.16 dBW/kg

Wi-Fi 2.4GHz ANT 3 Cell Off

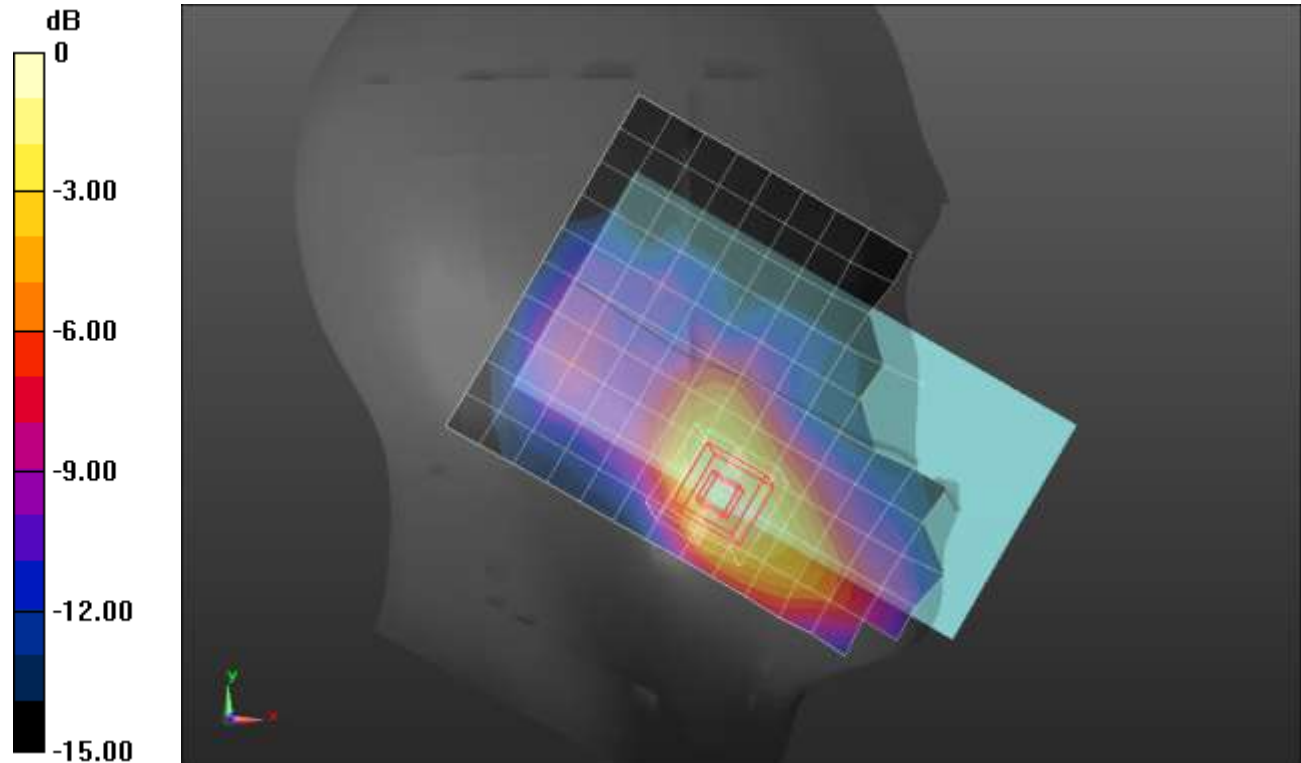
Frequency: 2437 MHz; Duty Cycle: 1:1; Room Ambient Temperature: 24.0°C; Liquid Temperature: 23.0°C
 Medium parameters used (interpolated): $f = 2437$ MHz; $\sigma = 1.783$ S/m; $\epsilon_r = 37.695$; $\rho = 1000$ kg/m³

DASY5 Configuration:

- Area Scan Setting: Find Secondary Maximum Within: 2.0 dB and with a peak SAR value greater than 0.0012W/kg
- Electronics: DAE4 Sn1540; Calibrated: 1/27/2021
- Probe: EX3DV4 - SN7500; ConvF(7.69, 7.69, 7.69) @ 2437 MHz; Calibrated: 3/18/2021
- Sensor-Surface: 1.4mm (Mechanical Surface Detection)
- Phantom: Twin-SAM V5.0 (30deg probe tilt); Type: QD 000 P40 CD; Serial: 1831

LHS/Touch_802.11b_ch 6/Area Scan (11x16x1): Measurement grid: dx=12mm, dy=12mm
 Maximum value of SAR (measured) = 0.314 W/kg

LHS/Touch_802.11b_ch 6/Zoom Scan (7x7x7)/Cube 0: Measurement grid: dx=5mm, dy=5mm, dz=5mm
 Reference Value = 12.09 V/m; Power Drift = -0.07 dB
 Peak SAR (extrapolated) = 0.399 W/kg
SAR(1 g) = 0.210 W/kg; SAR(10 g) = 0.113 W/kg
 Smallest distance from peaks to all points 3 dB below = 11.3 mm
 Ratio of SAR at M2 to SAR at M1 = 56.3%
 Maximum value of SAR (measured) = 0.323 W/kg



0 dB = 0.323 W/kg = -4.91 dBW/kg

Wi-Fi 2.4GHz ANT 3 Cell Off

Frequency: 2412 MHz; Duty Cycle: 1:1; Room Ambient Temperature: 24.0°C; Liquid Temperature: 23.0°C
 Medium parameters used (interpolated): $f = 2412 \text{ MHz}$; $\sigma = 1.769 \text{ S/m}$; $\epsilon_r = 37.559$; $\rho = 1000 \text{ kg/m}^3$

DASY5 Configuration:

- Area Scan Setting: Find Secondary Maximum Within: 2.0 dB and with a peak SAR value greater than 0.0012W/kg
- Electronics: DAE4 Sn1540; Calibrated: 1/27/2021
- Probe: EX3DV4 - SN7500; ConvF(7.69, 7.69, 7.69) @ 2412 MHz; Calibrated: 3/18/2021
- Sensor-Surface: 1.4mm (Mechanical Surface Detection (Locations From Previous Scan Used)), Sensor-Surface: 1.4mm (Mechanical Surface Detection)
- Phantom: Twin-SAM V5.0 (30deg probe tilt); Type: QD 000 P40 CD; Serial: 1831

Rear/802.11b_ch 1/Area Scan (10x17x1): Measurement grid: dx=12mm, dy=12mm

Maximum value of SAR (measured) = 1.15 W/kg

Rear/802.11b_ch 1/Zoom Scan (7x7x7)/Cube 0: Measurement grid: dx=5mm, dy=5mm, dz=5mm

Reference Value = 22.71 V/m; Power Drift = -0.06 dB

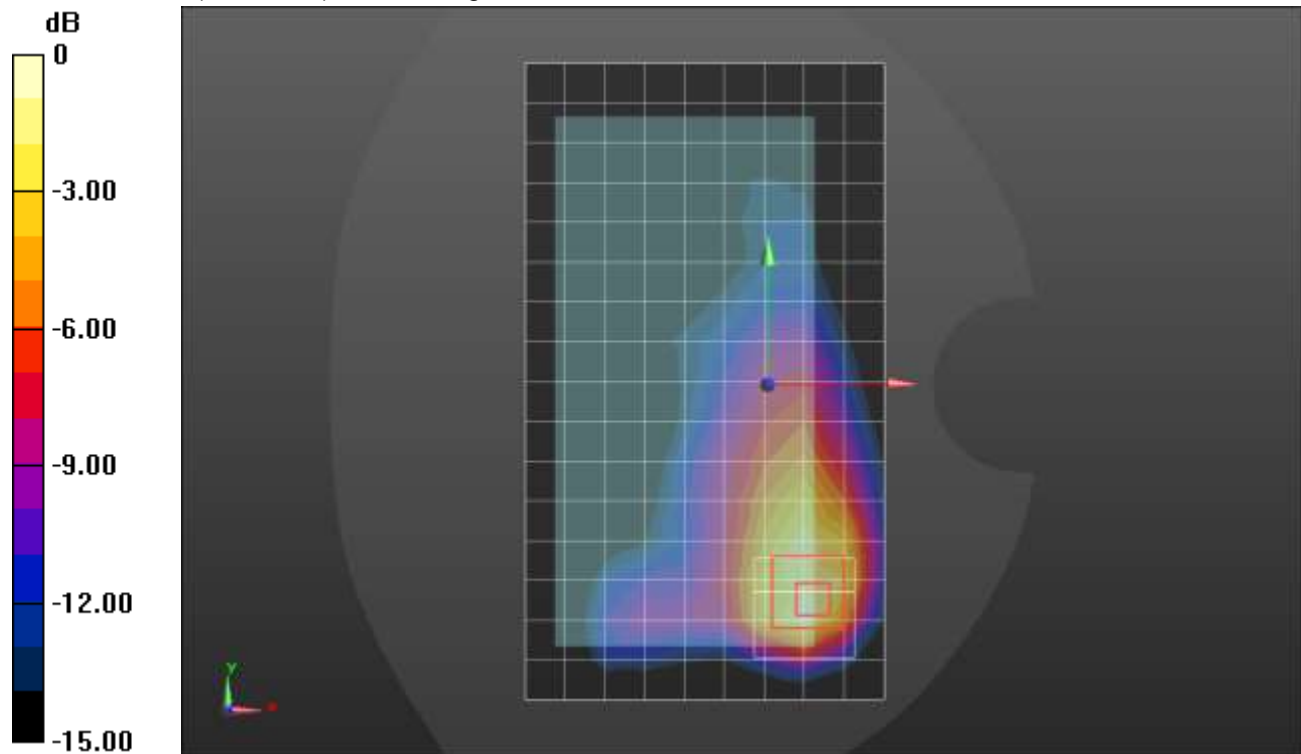
Peak SAR (extrapolated) = 1.72 W/kg

SAR(1 g) = 0.692 W/kg; SAR(10 g) = 0.332 W/kg

Smallest distance from peaks to all points 3 dB below = 7.8 mm

Ratio of SAR at M2 to SAR at M1 = 40.4%

Maximum value of SAR (measured) = 1.25 W/kg



0 dB = 1.25 W/kg = 0.97 dBW/kg

Wi-Fi 2.4GHz ANT 3 Cell Off

Frequency: 2462 MHz; Duty Cycle: 1:1; Room Ambient Temperature: 24.0°C; Liquid Temperature: 23.0°C
 Medium parameters used (interpolated): $f = 2462 \text{ MHz}$; $\sigma = 1.8 \text{ S/m}$; $\epsilon_r = 37.648$; $\rho = 1000 \text{ kg/m}^3$

DASY5 Configuration:

- Area Scan Setting: Find Secondary Maximum Within: 2.0 dB and with a peak SAR value greater than 0.0012W/kg
- Electronics: DAE4 Sn1540; Calibrated: 1/27/2021
- Probe: EX3DV4 - SN7500; ConvF(7.69, 7.69, 7.69) @ 2462 MHz; Calibrated: 3/18/2021
- Sensor-Surface: 1.4mm (Mechanical Surface Detection (Locations From Previous Scan Used)), Sensor-Surface: 1.4mm (Mechanical Surface Detection)
- Phantom: Twin-SAM V5.0 (30deg probe tilt); Type: QD 000 P40 CD; Serial: 1831

Edge 4/802.11b_ch 11/Area Scan (7x17x1): Measurement grid: dx=12mm, dy=12mm

[Info: Interpolated medium parameters used for SAR evaluation.](#)

Maximum value of SAR (measured) = 0.920 W/kg

Edge 4/802.11b_ch 11/Zoom Scan (7x7x7)/Cube 0: Measurement grid: dx=5mm, dy=5mm, dz=5mm

Reference Value = 18.28 V/m; Power Drift = 0.09 dB

Peak SAR (extrapolated) = 1.95 W/kg

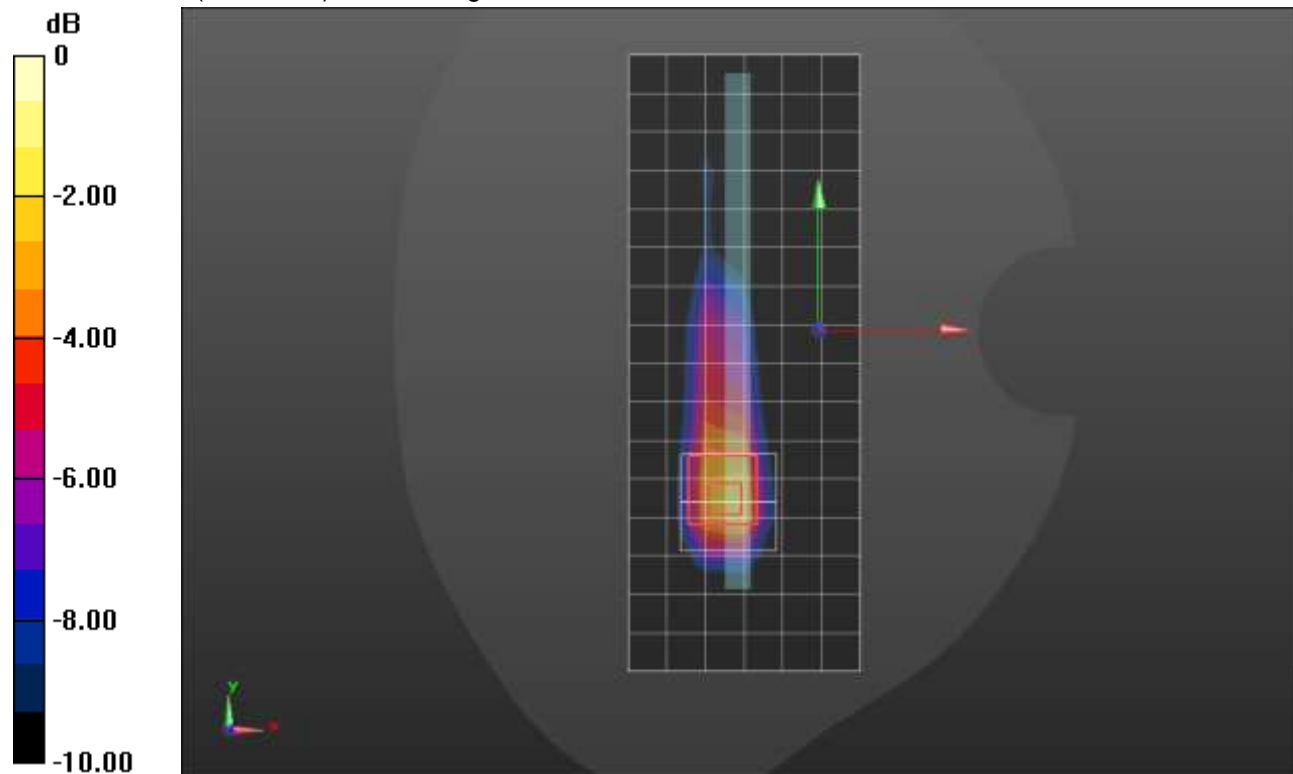
SAR(1 g) = 0.739 W/kg; SAR(10 g) = 0.312 W/kg

Smallest distance from peaks to all points 3 dB below = 5.8 mm

Ratio of SAR at M2 to SAR at M1 = 40.4%

[Info: Interpolated medium parameters used for SAR evaluation.](#)

Maximum value of SAR (measured) = 1.43 W/kg



0 dB = 1.43 W/kg = 1.55 dBW/kg

Wi-Fi 2.4GHz ANT 4 Cell Off

Frequency: 2437 MHz; Duty Cycle: 1:1; Room Ambient Temperature: 24.0°C; Liquid Temperature: 23.0°C
 Medium parameters used (interpolated): $f = 2437$ MHz; $\sigma = 1.795$ S/m; $\epsilon_r = 37.528$; $\rho = 1000$ kg/m³

DASY5 Configuration:

- Area Scan Setting: Find Secondary Maximum Within: 2.0 dB and with a peak SAR value greater than 0.0012W/kg
- Electronics: DAE4 Sn1540; Calibrated: 1/27/2021
- Probe: EX3DV4 - SN7500; ConvF(7.69, 7.69, 7.69) @ 2437 MHz; Calibrated: 3/18/2021
- Sensor-Surface: 1.4mm (Mechanical Surface Detection)
- Phantom: Twin-SAM V5.0 (30deg probe tilt); Type: QD 000 P40 CD; Serial: 1831

LHS/Touch_802.11b_ch 6/Area Scan (11x17x1): Measurement grid: dx=12mm, dy=12mm

Maximum value of SAR (measured) = 1.55 W/kg

LHS/Touch_802.11b_ch 6/Zoom Scan (7x7x7)/Cube 0: Measurement grid: dx=5mm, dy=5mm, dz=5mm

Reference Value = 25.72 V/m; Power Drift = -0.03 dB

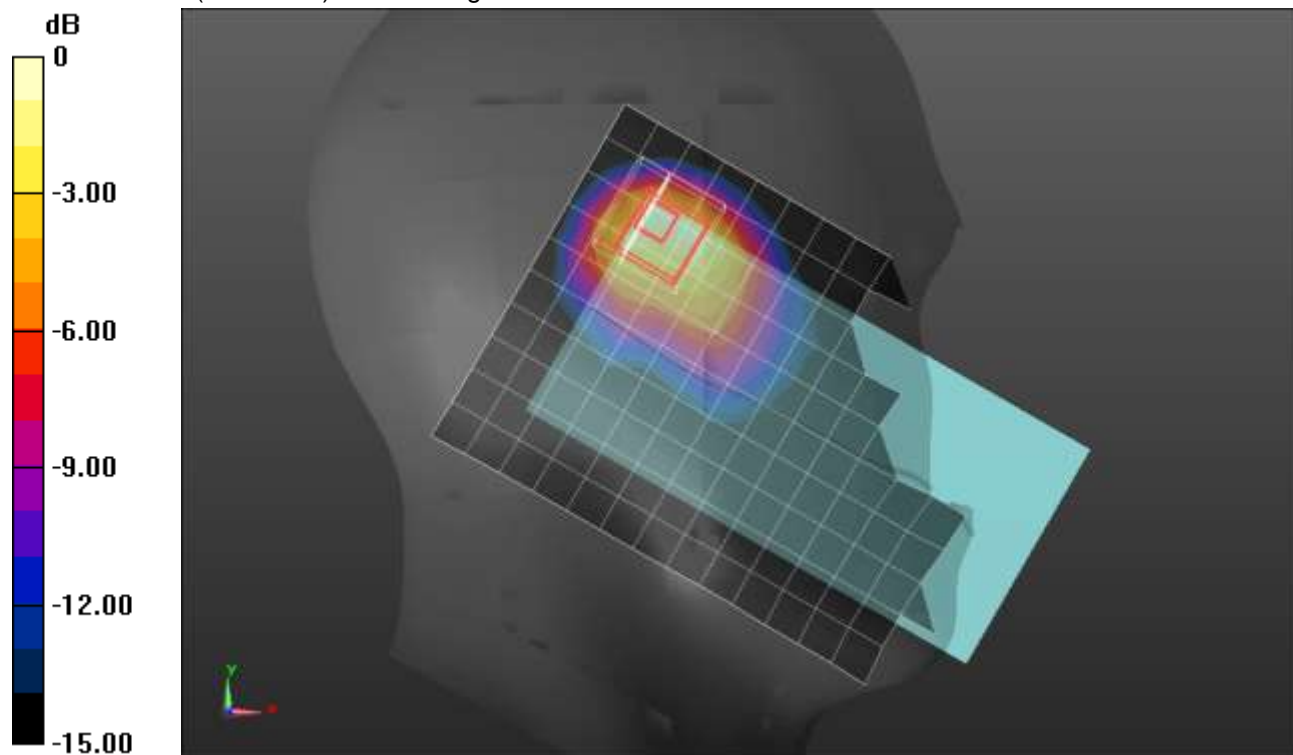
Peak SAR (extrapolated) = 2.19 W/kg

SAR(1 g) = 0.851 W/kg; SAR(10 g) = 0.419 W/kg

Smallest distance from peaks to all points 3 dB below = 7.3 mm

Ratio of SAR at M2 to SAR at M1 = 36.5%

Maximum value of SAR (measured) = 1.62 W/kg



0 dB = 1.62 W/kg = 2.10 dBW/kg

Wi-Fi 2.4GHz ANT 4 Cell Off

Frequency: 2437 MHz; Duty Cycle: 1:1; Room Ambient Temperature: 24.0°C; Liquid Temperature: 23.0°C
 Medium parameters used (interpolated): $f = 2437$ MHz; $\sigma = 1.827$ S/m; $\epsilon_r = 38.321$; $\rho = 1000$ kg/m³

DASY5 Configuration:

- Area Scan Setting: Find Secondary Maximum Within: 2.0 dB and with a peak SAR value greater than 0.0012W/kg
- Electronics: DAE4 Sn1544; Calibrated: 1/27/2021
- Probe: EX3DV4 - SN7501; ConvF(7.91, 7.91, 7.91) @ 2437 MHz; Calibrated: 3/18/2021
- Sensor-Surface: 1.4mm (Mechanical Surface Detection)
- Phantom: Twin-SAM V5.0 (30deg probe tilt); Type: QD 000 P40 CD; Serial: 1831

Rear/802.11b_ch 6/Area Scan (11x17x1): Measurement grid: dx=12mm, dy=12mm

Maximum value of SAR (measured) = 0.684 W/kg

Rear/802.11b_ch 6/Zoom Scan (7x7x7)/Cube 0: Measurement grid: dx=5mm, dy=5mm, dz=5mm

Reference Value = 17.60 V/m; Power Drift = -0.07 dB

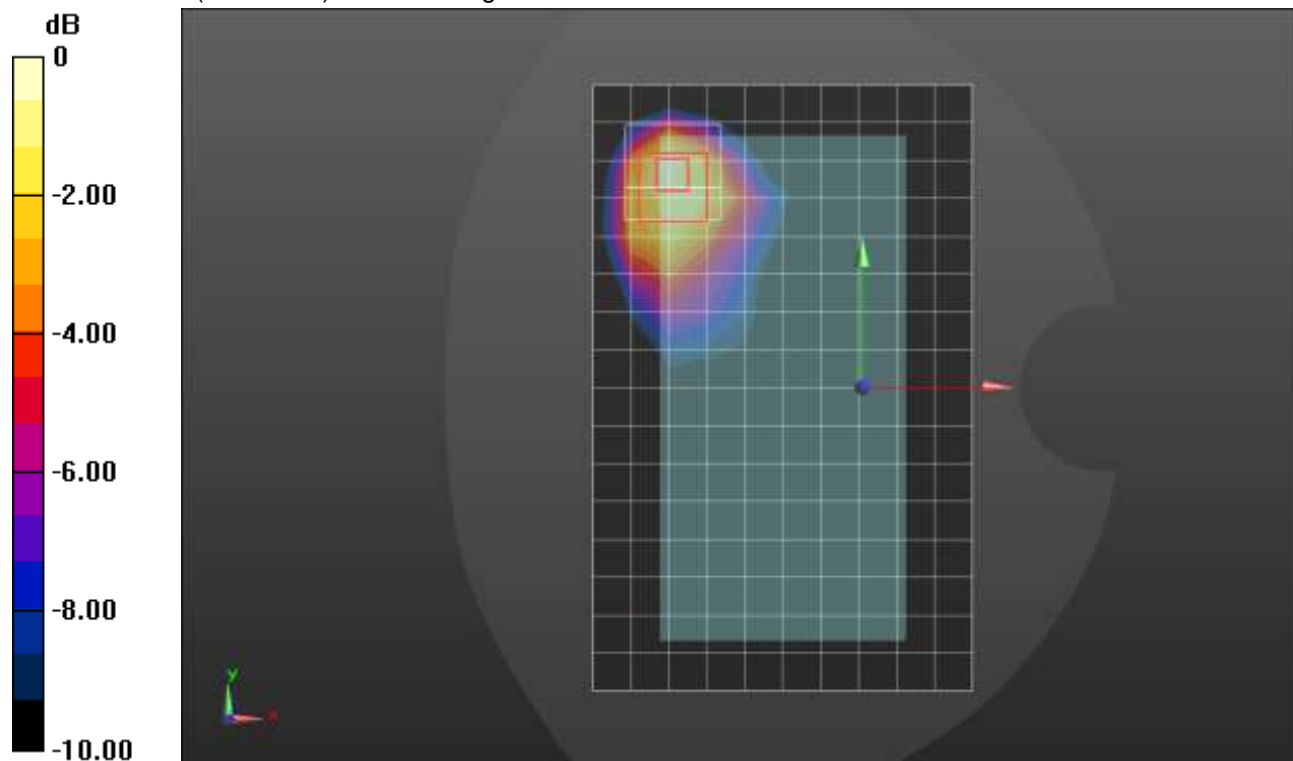
Peak SAR (extrapolated) = 0.910 W/kg

SAR(1 g) = 0.412 W/kg; SAR(10 g) = 0.222 W/kg

Smallest distance from peaks to all points 3 dB below = 8.5 mm

Ratio of SAR at M2 to SAR at M1 = 46.4%

Maximum value of SAR (measured) = 0.677 W/kg



0 dB = 0.677 W/kg = -1.69 dBW/kg

Wi-Fi 2.4GHz ANT 4 Cell Off

Frequency: 2437 MHz; Duty Cycle: 1:1; Room Ambient Temperature: 24.0°C; Liquid Temperature: 23.0°C
 Medium parameters used (interpolated): $f = 2437 \text{ MHz}$; $\sigma = 1.768 \text{ S/m}$; $\epsilon_r = 37.821$; $\rho = 1000 \text{ kg/m}^3$

DASY5 Configuration:

- Area Scan Setting: Find Secondary Maximum Within: 2.0 dB and with a peak SAR value greater than 0.0012W/kg
- Electronics: DAE4 Sn1540; Calibrated: 1/27/2021
- Probe: EX3DV4 - SN7500; ConvF(7.69, 7.69, 7.69) @ 2437 MHz; Calibrated: 3/18/2021
- Sensor-Surface: 1.4mm (Mechanical Surface Detection)
- Phantom: Twin-SAM V5.0 (30deg probe tilt); Type: QD 000 P40 CE; Serial: xxxx

Edge 2/802.11b_ch 6/Area Scan (8x18x1): Measurement grid: dx=12mm, dy=12mm

[Info: Interpolated medium parameters used for SAR evaluation.](#)

Maximum value of SAR (measured) = 1.32 W/kg

Edge 2/802.11b_ch 6/Zoom Scan (7x7x7)/Cube 0: Measurement grid: dx=5mm, dy=5mm, dz=5mm

Reference Value = 24.48 V/m; Power Drift = -0.14 dB

Peak SAR (extrapolated) = 2.17 W/kg

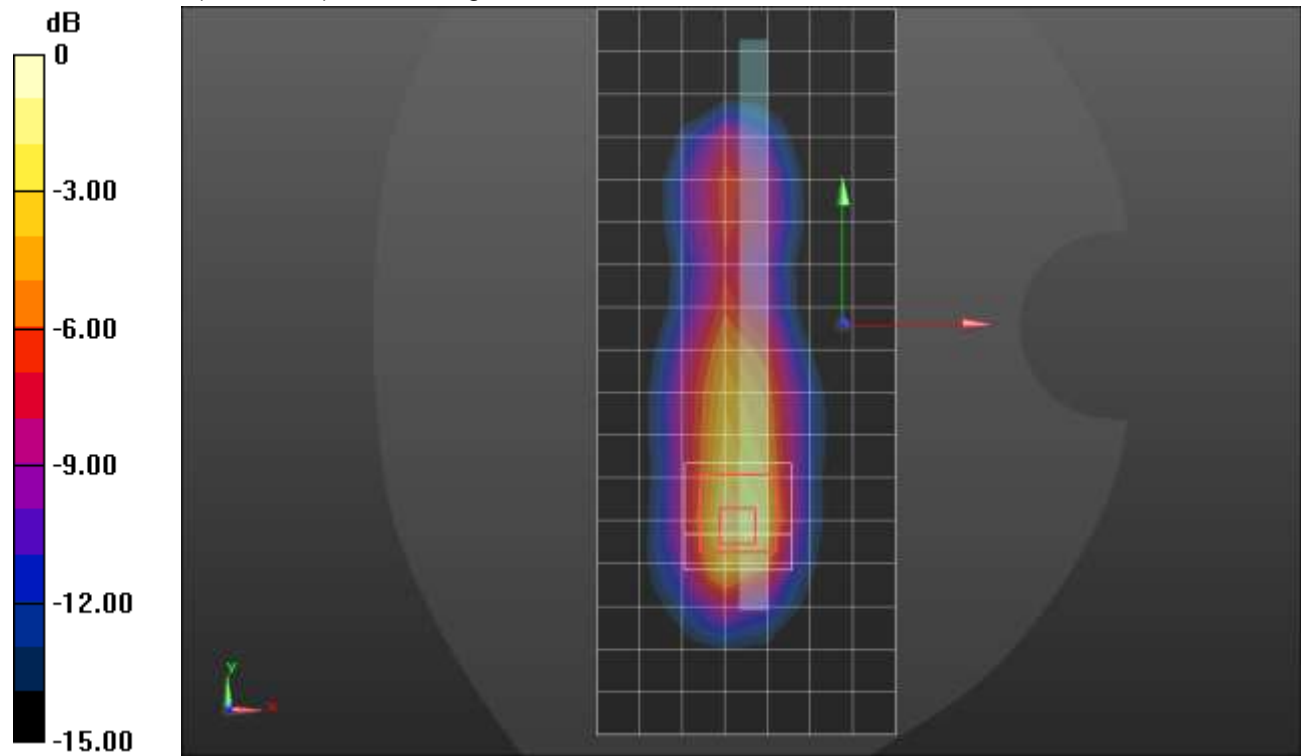
SAR(1 g) = 0.822 W/kg; SAR(10 g) = 0.350 W/kg

Smallest distance from peaks to all points 3 dB below = 8 mm

Ratio of SAR at M2 to SAR at M1 = 36.7%

[Info: Interpolated medium parameters used for SAR evaluation.](#)

Maximum value of SAR (measured) = 1.58 W/kg



0 dB = 1.58 W/kg = 1.99 dBW/kg

Wi-Fi 2.4GHz ANT 3 Cell On

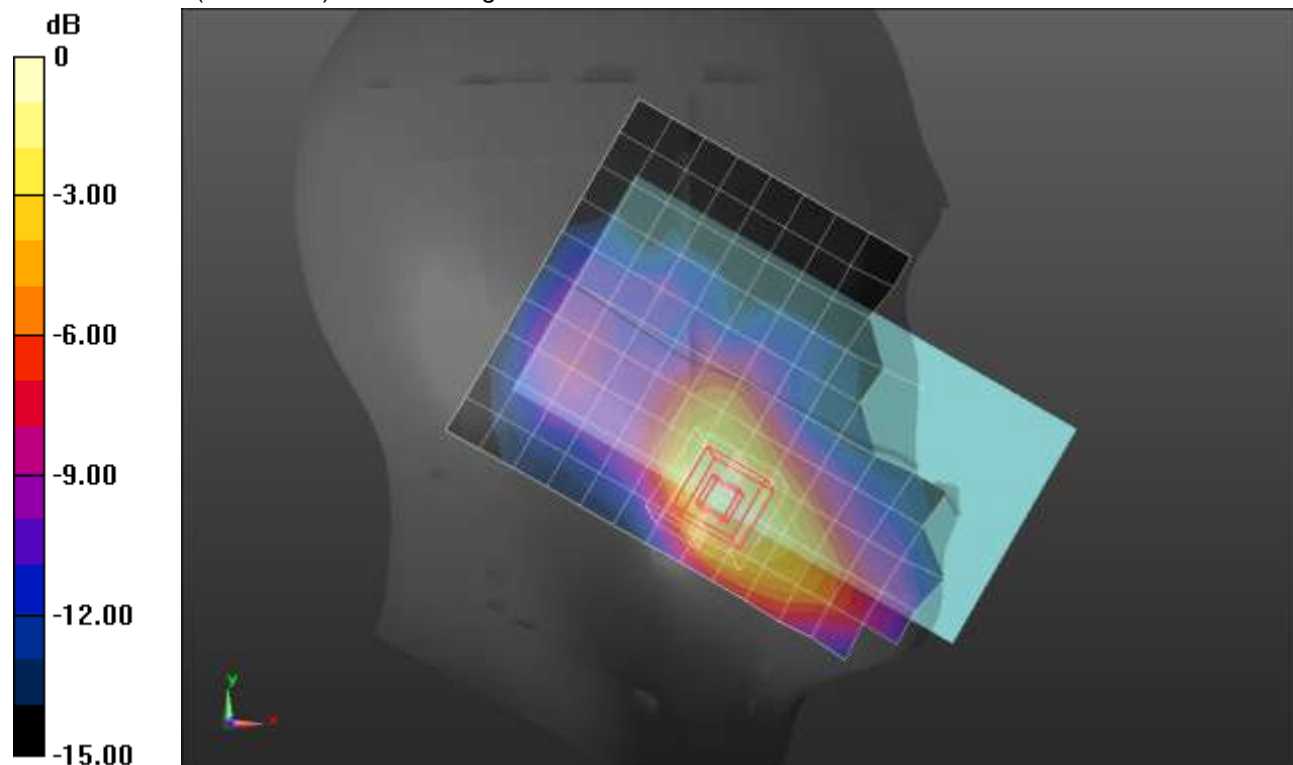
Frequency: 2437 MHz; Duty Cycle: 1:1; Room Ambient Temperature: 24.0°C; Liquid Temperature: 23.0°C
 Medium parameters used (interpolated): $f = 2437$ MHz; $\sigma = 1.783$ S/m; $\epsilon_r = 37.695$; $\rho = 1000$ kg/m³

DASY5 Configuration:

- Area Scan Setting: Find Secondary Maximum Within: 2.0 dB and with a peak SAR value greater than 0.0012W/kg
- Electronics: DAE4 Sn1540; Calibrated: 1/27/2021
- Probe: EX3DV4 - SN7500; ConvF(7.69, 7.69, 7.69) @ 2437 MHz; Calibrated: 3/18/2021
- Sensor-Surface: 1.4mm (Mechanical Surface Detection)
- Phantom: Twin-SAM V5.0 (30deg probe tilt); Type: QD 000 P40 CD; Serial: 1831

LHS/Touch_802.11b_ch 6/Area Scan (11x16x1): Measurement grid: dx=12mm, dy=12mm
 Maximum value of SAR (measured) = 0.314 W/kg

LHS/Touch_802.11b_ch 6/Zoom Scan (7x7x7)/Cube 0: Measurement grid: dx=5mm, dy=5mm, dz=5mm
 Reference Value = 12.09 V/m; Power Drift = -0.07 dB
 Peak SAR (extrapolated) = 0.399 W/kg
SAR(1 g) = 0.210 W/kg; SAR(10 g) = 0.113 W/kg
 Smallest distance from peaks to all points 3 dB below = 11.3 mm
 Ratio of SAR at M2 to SAR at M1 = 56.3%
 Maximum value of SAR (measured) = 0.323 W/kg



0 dB = 0.323 W/kg = -4.91 dBW/kg

Wi-Fi 2.4GHz ANT 3 Cell On

Frequency: 2437 MHz; Duty Cycle: 1:1; Room Ambient Temperature: 24.0°C; Liquid Temperature: 23.0°C
 Medium parameters used (interpolated): $f = 2437$ MHz; $\sigma = 1.795$ S/m; $\epsilon_r = 37.528$; $\rho = 1000$ kg/m³

DASY5 Configuration:

- Area Scan Setting: Find Secondary Maximum Within: 2.0 dB and with a peak SAR value greater than 0.0012W/kg
- Electronics: DAE4 Sn1540; Calibrated: 1/27/2021
- Probe: EX3DV4 - SN7500; ConvF(7.69, 7.69, 7.69) @ 2437 MHz; Calibrated: 3/18/2021
- Sensor-Surface: 1.4mm (Mechanical Surface Detection (Locations From Previous Scan Used)), Sensor-Surface: 1.4mm (Mechanical Surface Detection)
- Phantom: Twin-SAM V5.0 (30deg probe tilt); Type: QD 000 P40 CD; Serial: 1831

Rear/802.11b_ch 6/Area Scan (10x17x1): Measurement grid: dx=12mm, dy=12mm

Maximum value of SAR (measured) = 0.457 W/kg

Rear/802.11b_ch 6/Zoom Scan (7x7x7)/Cube 0: Measurement grid: dx=5mm, dy=5mm, dz=5mm

Reference Value = 14.67 V/m; Power Drift = -0.11 dB

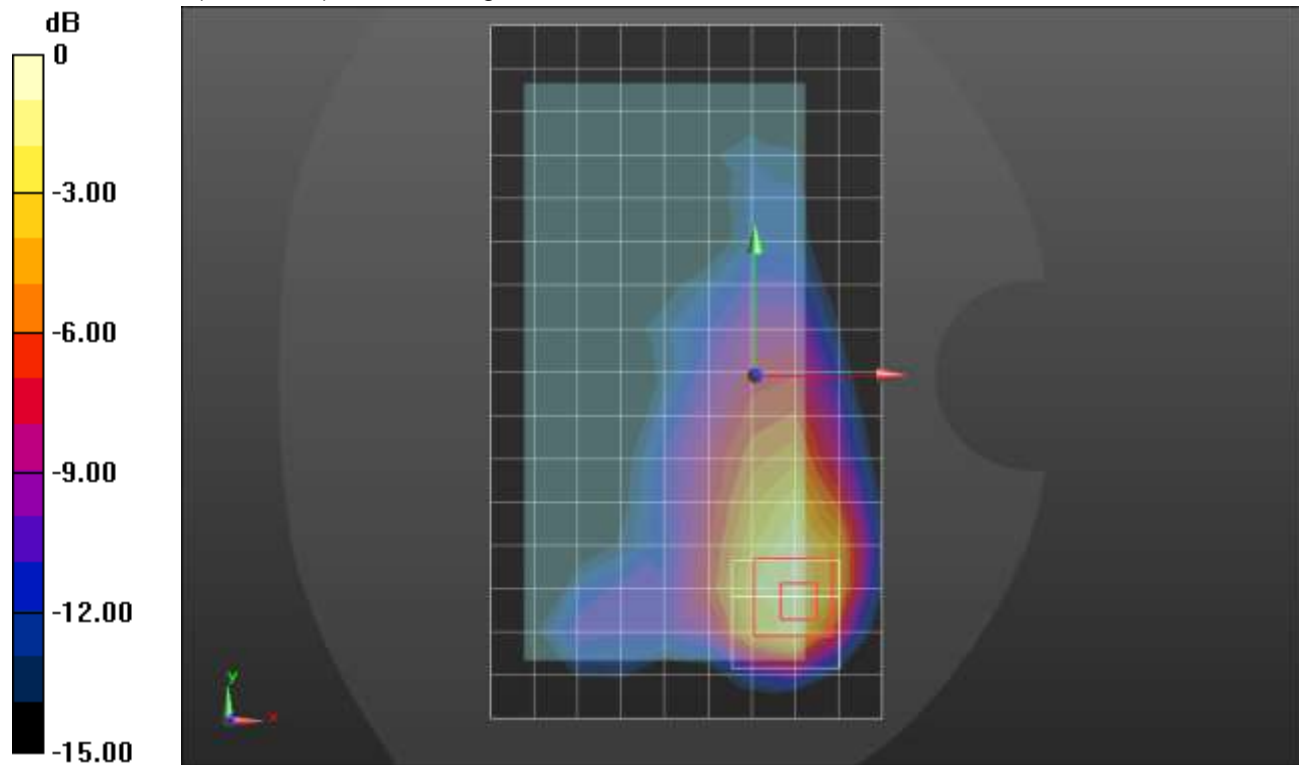
Peak SAR (extrapolated) = 0.751 W/kg

SAR(1 g) = 0.301 W/kg; SAR(10 g) = 0.142 W/kg

Smallest distance from peaks to all points 3 dB below = 7.6 mm

Ratio of SAR at M2 to SAR at M1 = 39.8%

Maximum value of SAR (measured) = 0.549 W/kg



0 dB = 0.549 W/kg = -2.60 dBW/kg

Wi-Fi 2.4GHz ANT 3 Cell On

Frequency: 2437 MHz; Duty Cycle: 1:1; Room Ambient Temperature: 24.0°C; Liquid Temperature: 23.0°C
 Medium parameters used (interpolated): $f = 2437$ MHz; $\sigma = 1.827$ S/m; $\epsilon_r = 38.321$; $\rho = 1000$ kg/m³

DASY5 Configuration:

- Area Scan Setting: Find Secondary Maximum Within: 2.0 dB and with a peak SAR value greater than 0.0012W/kg
- Electronics: DAE4 Sn1544; Calibrated: 1/27/2021
- Probe: EX3DV4 - SN7501; ConvF(7.91, 7.91, 7.91) @ 2437 MHz; Calibrated: 3/18/2021
- Sensor-Surface: 1.4mm (Mechanical Surface Detection)
- Phantom: Twin-SAM V5.0 (30deg probe tilt); Type: QD 000 P40 CD; Serial: 1831

Edge 4/802.11b_ch 6/Area Scan (9x17x1): Measurement grid: dx=12mm, dy=12mm

[Info: Interpolated medium parameters used for SAR evaluation.](#)

Maximum value of SAR (measured) = 0.376 W/kg

Edge 4/802.11b_ch 6/Zoom Scan (7x9x7)/Cube 0: Measurement grid: dx=5mm, dy=5mm, dz=5mm

Reference Value = 13.20 V/m; Power Drift = -0.15 dB

Peak SAR (extrapolated) = 0.730 W/kg

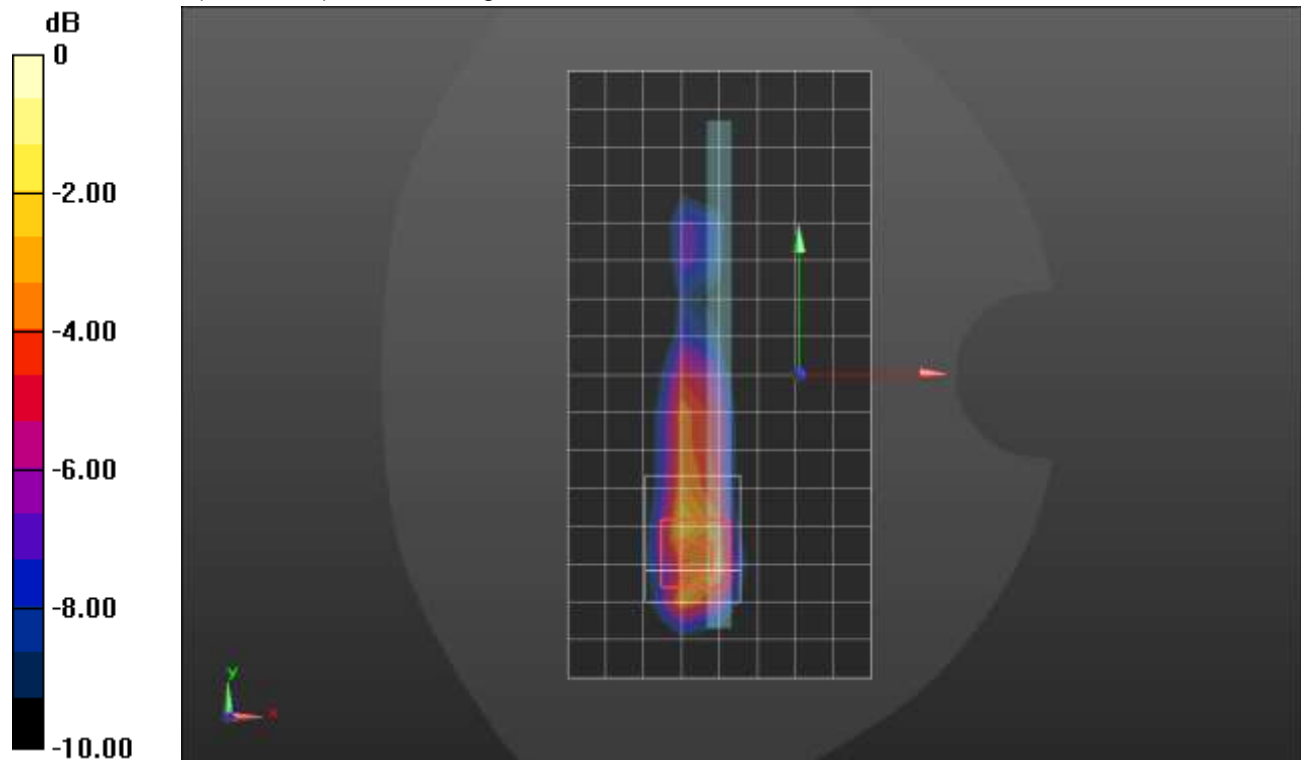
SAR(1 g) = 0.338 W/kg; SAR(10 g) = 0.149 W/kg

Smallest distance from peaks to all points 3 dB below = 8 mm

Ratio of SAR at M2 to SAR at M1 = 47.3%

[Info: Interpolated medium parameters used for SAR evaluation.](#)

Maximum value of SAR (measured) = 0.576 W/kg



0 dB = 0.576 W/kg = -2.40 dBW/kg

Wi-Fi 2.4GHz ANT 4 Cell On

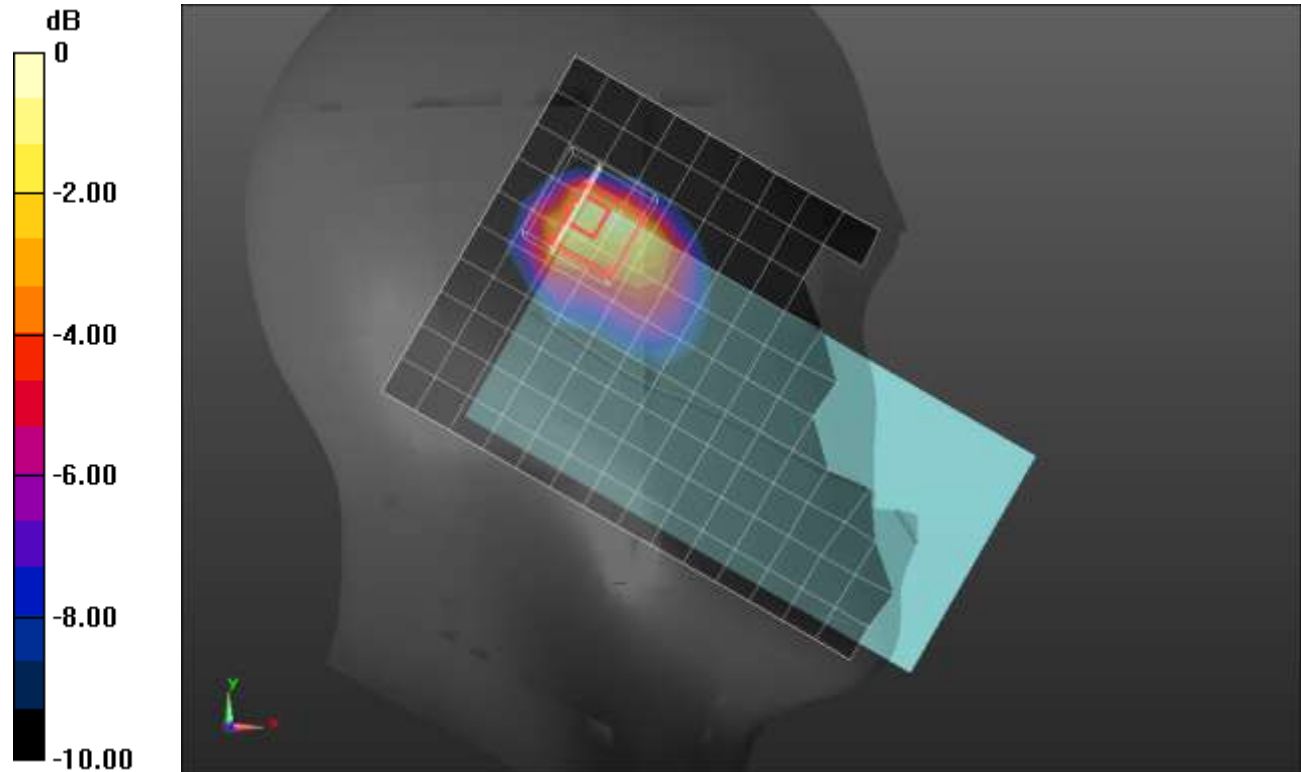
Frequency: 2437 MHz; Duty Cycle: 1:1; Room Ambient Temperature: 24.0°C; Liquid Temperature: 23.0°C
 Medium parameters used (interpolated): $f = 2437$ MHz; $\sigma = 1.858$ S/m; $\epsilon_r = 40.248$; $\rho = 1000$ kg/m³

DASY5 Configuration:

- Area Scan Setting: Find Secondary Maximum Within: 2.0 dB and with a peak SAR value greater than 0.0012W/kg
- Electronics: DAE4 Sn1540; Calibrated: 1/27/2021
- Probe: EX3DV4 - SN7500; ConvF(7.69, 7.69, 7.69) @ 2437 MHz; Calibrated: 3/18/2021
- Sensor-Surface: 1.4mm (Mechanical Surface Detection)
- Phantom: Twin-SAM V5.0 (30deg probe tilt); Type: QD 000 P40 CD; Serial: 1831

LHS/Touch_802.11b_ch 6/Area Scan (11x17x1): Measurement grid: dx=12mm, dy=12mm
 Maximum value of SAR (measured) = 0.458 W/kg

LHS/Touch_802.11b_ch 6/Zoom Scan (7x7x7)/Cube 0: Measurement grid: dx=5mm, dy=5mm, dz=5mm
 Reference Value = 12.65 V/m; Power Drift = 0.15 dB
 Peak SAR (extrapolated) = 0.742 W/kg
SAR(1 g) = 0.268 W/kg; SAR(10 g) = 0.129 W/kg
 Smallest distance from peaks to all points 3 dB below = 5.7 mm
 Ratio of SAR at M2 to SAR at M1 = 33.8%
 Maximum value of SAR (measured) = 0.496 W/kg



0 dB = 0.496 W/kg = -3.05 dBW/kg

Wi-Fi 2.4GHz ANT 4 Cell On

Frequency: 2437 MHz; Duty Cycle: 1:1; Room Ambient Temperature: 24.0°C; Liquid Temperature: 23.0°C
 Medium parameters used (interpolated): $f = 2437$ MHz; $\sigma = 1.795$ S/m; $\epsilon_r = 37.528$; $\rho = 1000$ kg/m³

DASY5 Configuration:

- Area Scan Setting: Find Secondary Maximum Within: 2.0 dB and with a peak SAR value greater than 0.0012W/kg
- Electronics: DAE4 Sn1540; Calibrated: 1/27/2021
- Probe: EX3DV4 - SN7500; ConvF(7.69, 7.69, 7.69) @ 2437 MHz; Calibrated: 3/18/2021
- Sensor-Surface: 1.4mm (Mechanical Surface Detection)
- Phantom: Twin-SAM V5.0 (30deg probe tilt); Type: QD 000 P40 CD; Serial: 1831

Rear/802.11b_ch 6/Area Scan (11x17x1): Measurement grid: dx=12mm, dy=12mm.

Maximum value of SAR (measured) = 0.347 W/kg

Rear/802.11b_ch 6/Zoom Scan (7x7x7)/Cube 0: Measurement grid: dx=5mm, dy=5mm, dz=5mm

Reference Value = 12.51 V/m; Power Drift = -0.02 dB

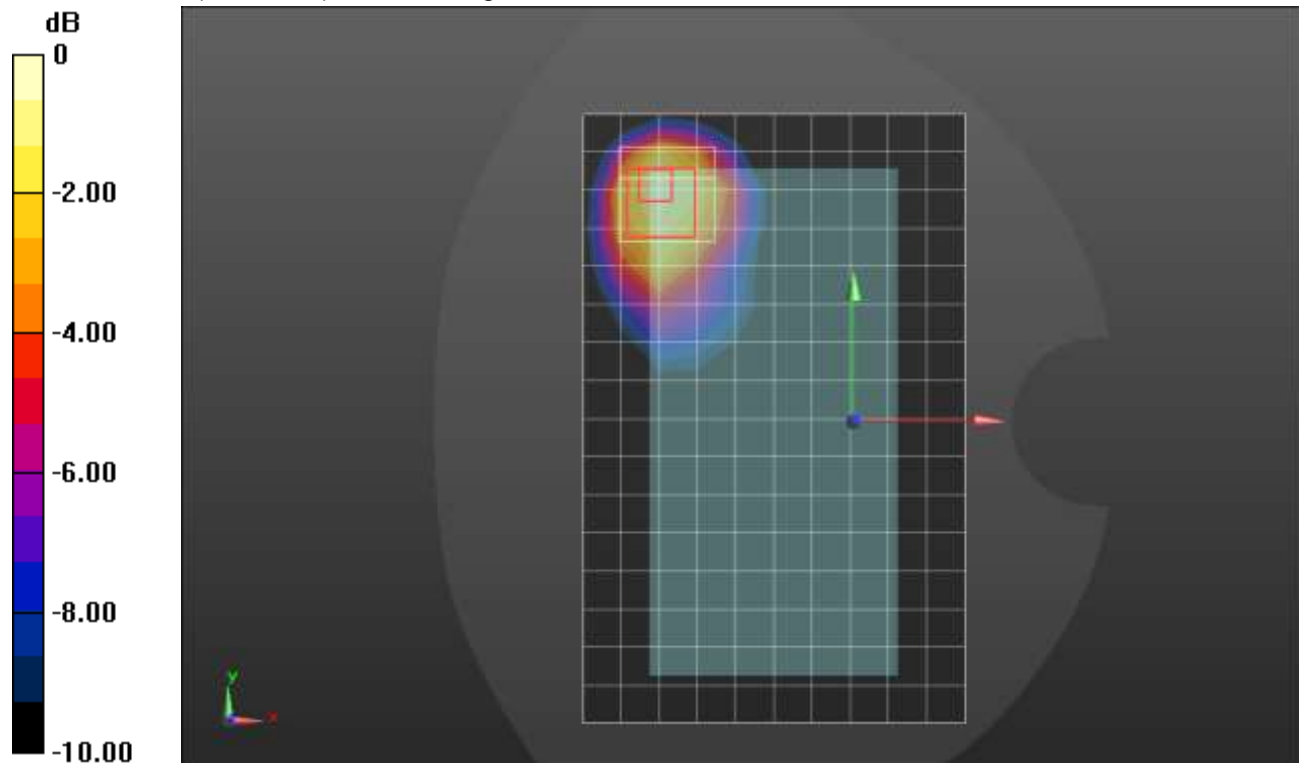
Peak SAR (extrapolated) = 0.496 W/kg

SAR(1 g) = 0.206 W/kg; SAR(10 g) = 0.108 W/kg

Smallest distance from peaks to all points 3 dB below = 10.8 mm

Ratio of SAR at M2 to SAR at M1 = 38.6%

Maximum value of SAR (measured) = 0.361 W/kg



0 dB = 0.361 W/kg = -4.42 dBW/kg

Wi-Fi 2.4GHz ANT 4 Cell On

Frequency: 2437 MHz; Duty Cycle: 1:1; Room Ambient Temperature: 24.0°C; Liquid Temperature: 23.0°C
 Medium parameters used (interpolated): $f = 2437$ MHz; $\sigma = 1.858$ S/m; $\epsilon_r = 40.248$; $\rho = 1000$ kg/m³

DASY5 Configuration:

- Area Scan Setting: Find Secondary Maximum Within: 2.0 dB and with a peak SAR value greater than 0.0012W/kg
- Electronics: DAE4 Sn1540; Calibrated: 1/27/2021
- Probe: EX3DV4 - SN7500; ConvF(7.69, 7.69, 7.69) @ 2437 MHz; Calibrated: 3/18/2021
- Sensor-Surface: 1.4mm (Mechanical Surface Detection)
- Phantom: Twin-SAM V5.0 (30deg probe tilt); Type: QD 000 P40 CD; Serial: 1831

Edge 2/802.11b_ch 6/Area Scan (6x17x1): Measurement grid: dx=12mm, dy=12mm

[Info: Interpolated medium parameters used for SAR evaluation.](#)

Maximum value of SAR (measured) = 0.400 W/kg

Edge 2/802.11b_ch 6/Zoom Scan (7x7x7)/Cube 0: Measurement grid: dx=5mm, dy=5mm, dz=5mm

Reference Value = 13.23 V/m; Power Drift = -0.12 dB

Peak SAR (extrapolated) = 0.756 W/kg

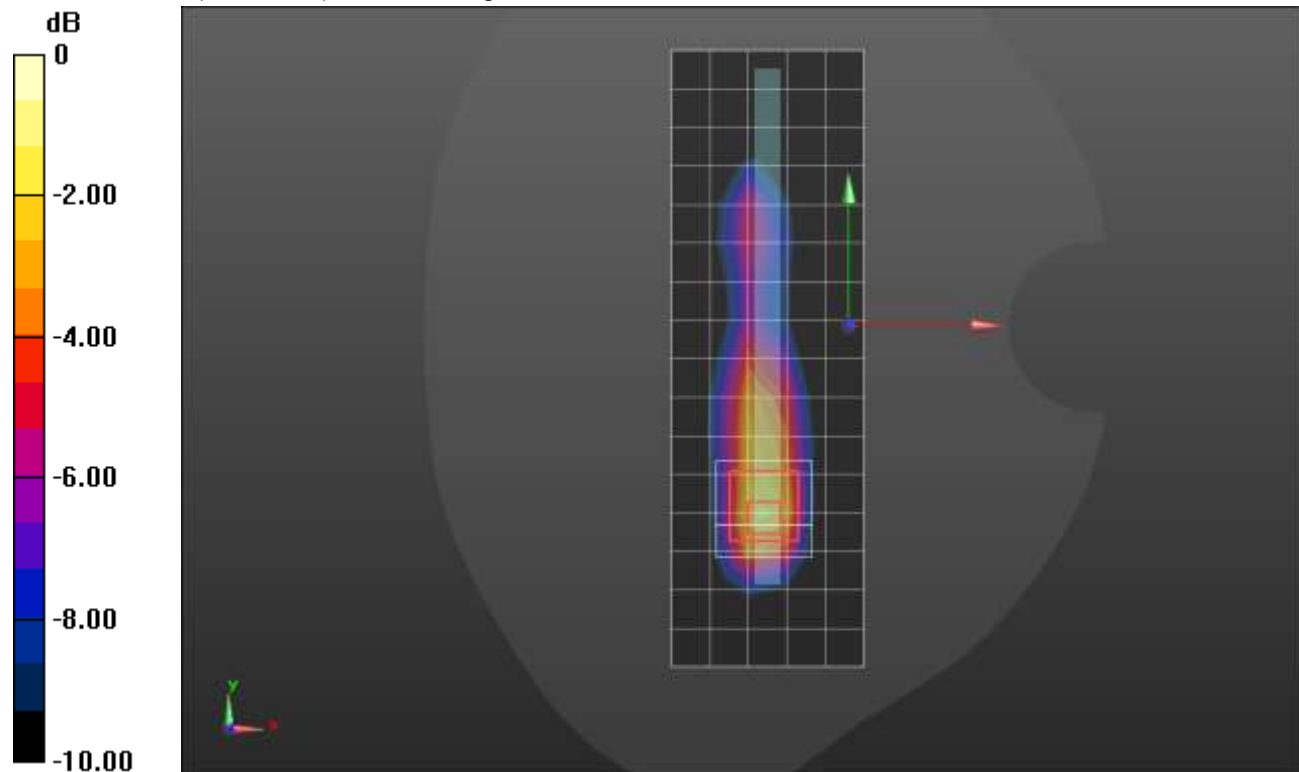
SAR(1 g) = 0.289 W/kg; SAR(10 g) = 0.123 W/kg

Smallest distance from peaks to all points 3 dB below = 8 mm

Ratio of SAR at M2 to SAR at M1 = 37.5%

[Info: Interpolated medium parameters used for SAR evaluation.](#)

Maximum value of SAR (measured) = 0.553 W/kg



0 dB = 0.553 W/kg = -2.57 dBW/kg

Wi-Fi 5.3GHz ANT 5 Cell Off

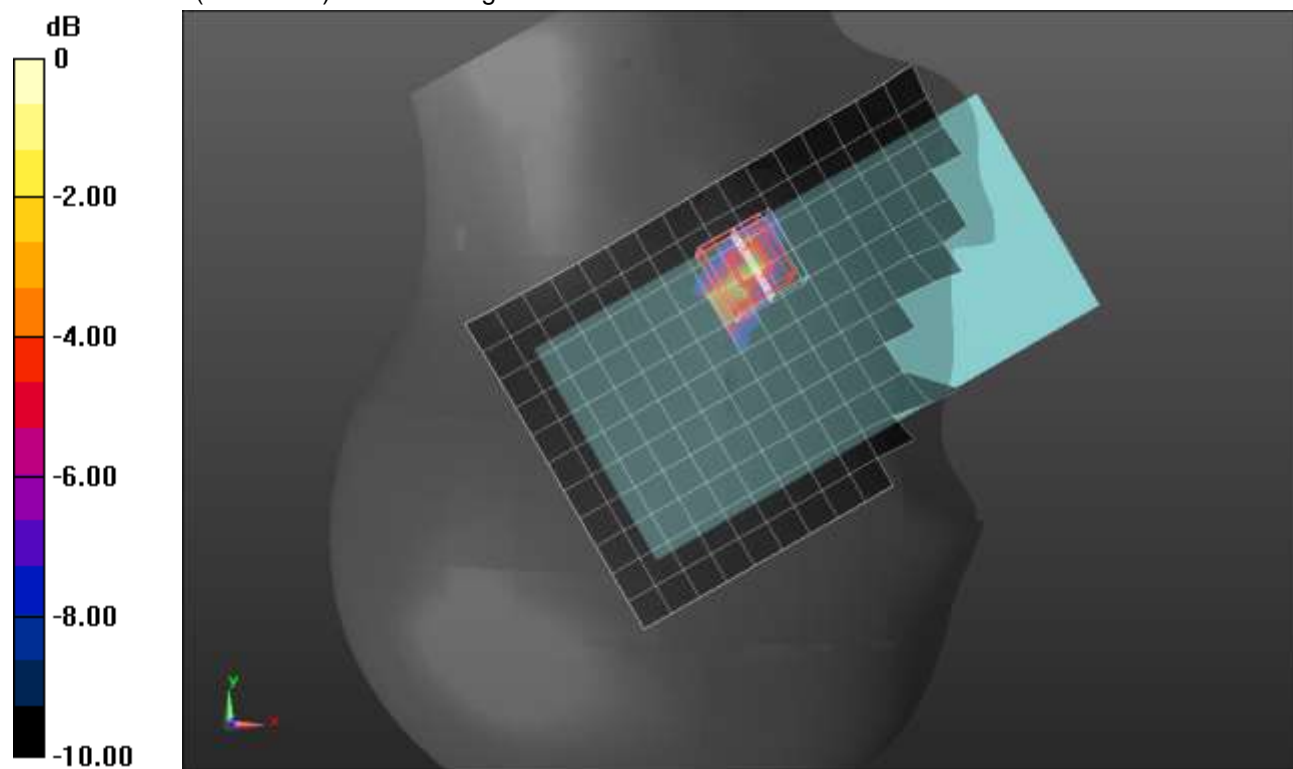
Frequency: 5270 MHz; Duty Cycle: 1:1; Room Ambient Temperature: 24.0°C; Liquid Temperature: 23.0°C
 Medium parameters used: $f = 5270 \text{ MHz}$; $\sigma = 4.796 \text{ S/m}$; $\epsilon_r = 36.147$; $\rho = 1000 \text{ kg/m}^3$

DASY5 Configuration:

- Area Scan Setting: Find Secondary Maximum Within: 2.0 dB and with a peak SAR value greater than 0.0012W/kg
- Electronics: DAE4 Sn1433; Calibrated: 2/24/2021
- Probe: EX3DV4 - SN7356; ConvF(5.54, 5.54, 5.54) @ 5270 MHz; Calibrated: 3/19/2021
- Sensor-Surface: 1.4mm (Mechanical Surface Detection)
- Phantom: Twin-SAM V5.0 (20deg probe tilt); Type: QD 000 P40 CD; Serial: 1740

RHS/Touch_802.11n_HT40_Ch 54/Area Scan (12x19x1): Measurement grid: dx=10mm, dy=10mm
 Maximum value of SAR (measured) = 0.0862 W/kg

RHS/Touch_802.11n_HT40_Ch 54/Zoom Scan (7x7x12)/Cube 0: Measurement grid: dx=4mm, dy=4mm, dz=2mm
 Reference Value = 4.002 V/m; Power Drift = -0.16 dB
 Peak SAR (extrapolated) = 0.270 W/kg
SAR(1 g) = 0.047 W/kg; SAR(10 g) = 0.013 W/kg
 Smallest distance from peaks to all points 3 dB below = 4.5 mm
 Ratio of SAR at M2 to SAR at M1 = 52.2%
 Maximum value of SAR (measured) = 0.127 W/kg



0 dB = 0.127 W/kg = -8.96 dBW/kg

Wi-Fi 5.3GHz ANT 5 Cell Off

Frequency: 5290 MHz; Duty Cycle: 1:1; Room Ambient Temperature: 24.0°C; Liquid Temperature: 23.0°C
 Medium parameters used: $f = 5290 \text{ MHz}$; $\sigma = 4.873 \text{ S/m}$; $\epsilon_r = 37.66$; $\rho = 1000 \text{ kg/m}^3$

DASY5 Configuration:

- Area Scan Setting: Find Secondary Maximum Within: 2.0 dB and with a peak SAR value greater than 0.0012W/kg
- Electronics: DAE4 Sn1433; Calibrated: 2/24/2021
- Probe: EX3DV4 - SN7356; ConvF(5.54, 5.54, 5.54) @ 5290 MHz; Calibrated: 3/19/2021
- Sensor-Surface: 1.4mm (Mechanical Surface Detection)
- Phantom: Twin-SAM V5.0 (20deg probe tilt); Type: SAM;

Rear/802.11ac_VHT80_Ch 58/Area Scan (11x20x1): Measurement grid: dx=10mm, dy=10mm
 Maximum value of SAR (measured) = 1.56 W/kg

Rear/802.11ac_VHT80_Ch 58/Zoom Scan (7x7x12)/Cube 0: Measurement grid: dx=4mm, dy=4mm, dz=2mm

Reference Value = 15.93 V/m; Power Drift = 0.18 dB

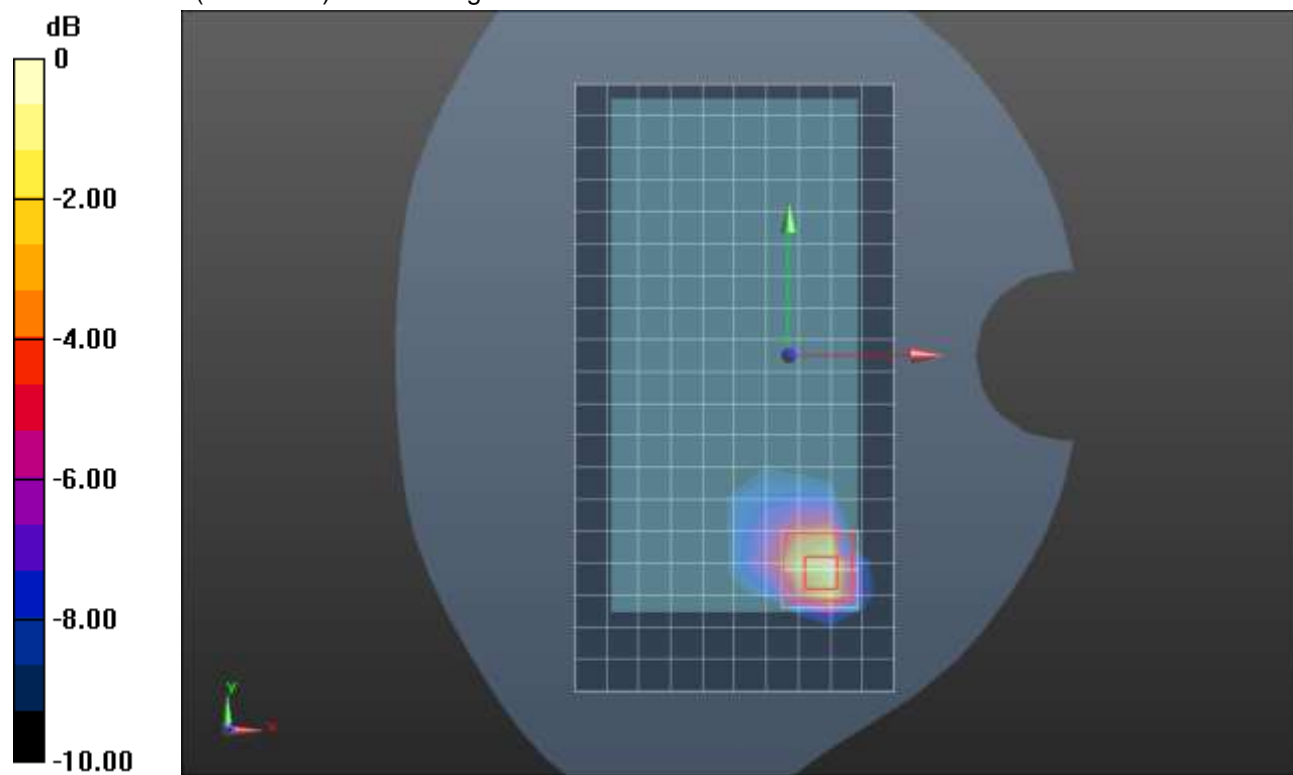
Peak SAR (extrapolated) = 3.23 W/kg

SAR(1 g) = 0.769 W/kg; SAR(10 g) = 0.252 W/kg

Smallest distance from peaks to all points 3 dB below = 6.9 mm

Ratio of SAR at M2 to SAR at M1 = 53.3%

Maximum value of SAR (measured) = 1.83 W/kg



0 dB = 1.83 W/kg = 2.62 dBW/kg

Wi-Fi 5.5GHz ANT 5 Cell Off

Frequency: 5610 MHz; Duty Cycle: 1:1; Room Ambient Temperature: 24.0°C; Liquid Temperature: 23.0°C

Medium parameters used: $f = 5610 \text{ MHz}$; $\sigma = 5.204 \text{ S/m}$; $\epsilon_r = 36.168$; $\rho = 1000 \text{ kg/m}^3$

DASY5 Configuration:

- Area Scan Setting: Find Secondary Maximum Within: 2.0 dB and with a peak SAR value greater than 0.0012W/kg
- Electronics: DAE4 Sn1433; Calibrated: 2/24/2021
- Probe: EX3DV4 - SN7356; ConvF(5.04, 5.04, 5.04) @ 5610 MHz; Calibrated: 3/19/2021
- Sensor-Surface: 1.4mm (Mechanical Surface Detection)
- Phantom: Twin-SAM V5.0 (20deg probe tilt); Type: SAM;

LHS/Touch_802.11ac_VHT80_Ch 122/Area Scan (12x21x1): Measurement grid: dx=10mm, dy=10mm

Maximum value of SAR (measured) = 0.0250 W/kg

LHS/Touch_802.11ac_VHT80_Ch 122/Zoom Scan (7x7x12)/Cube 0: Measurement grid: dx=4mm, dy=4mm, dz=2mm

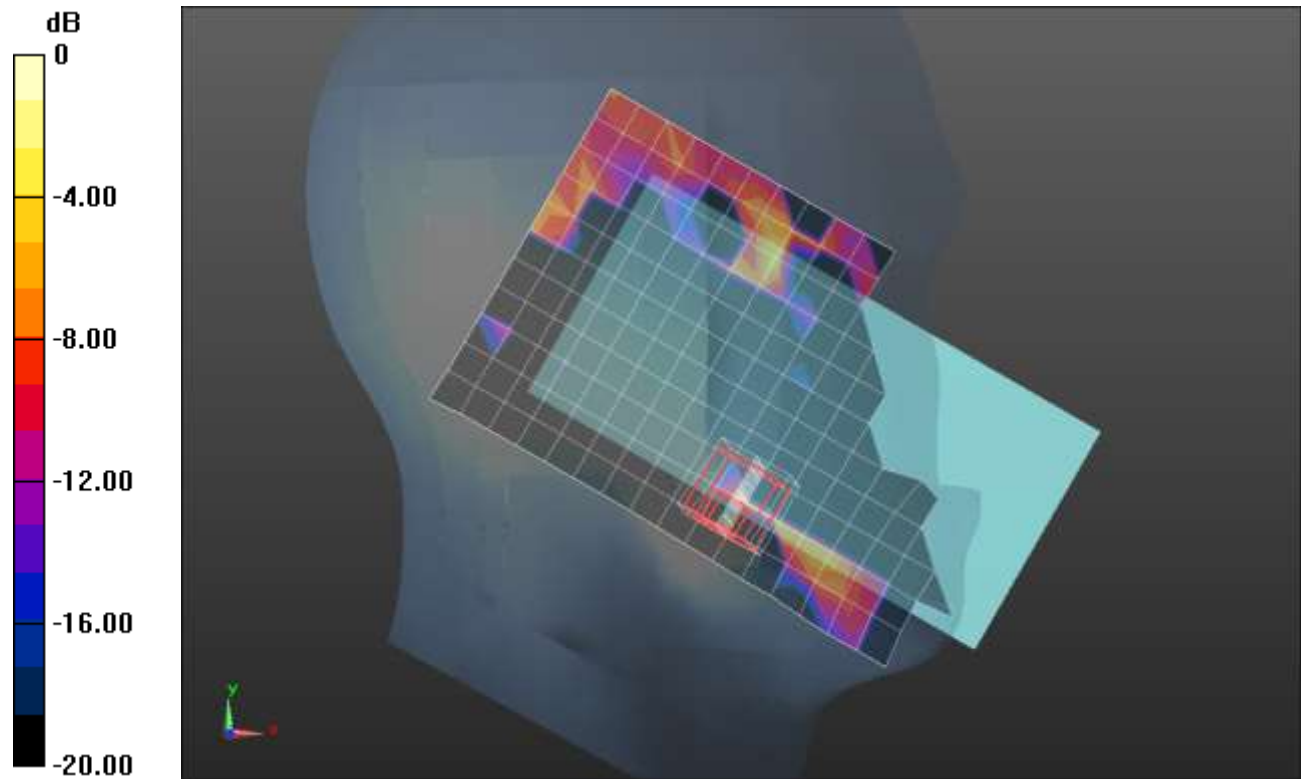
Reference Value = 3.422 V/m; Power Drift = 0.12 dB

Peak SAR (extrapolated) = 0.148 W/kg

SAR(1 g) = 0.00191 W/kg; SAR(10 g) = 0.000199 W/kg

Smallest distance from peaks to all points 3 dB below: Larger than measurement grid

Ratio of SAR at M2 to SAR at M1 = 49.6%



0 dB = 0.0461 W/kg = -13.36 dBW/kg

Wi-Fi 5.5GHz ANT 5 Cell Off

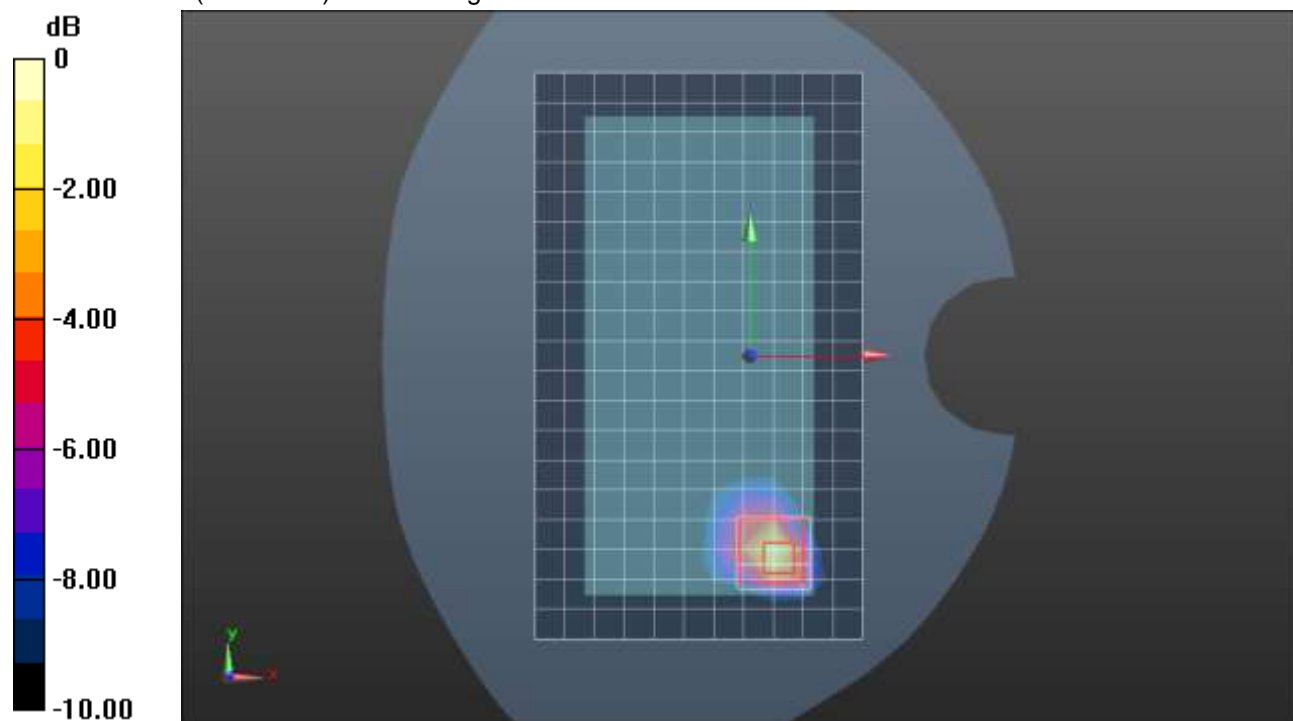
Frequency: 5610 MHz; Duty Cycle: 1:1; Room Ambient Temperature: 24.0°C; Liquid Temperature: 23.0°C
 Medium parameters used: $f = 5610 \text{ MHz}$; $\sigma = 4.869 \text{ S/m}$; $\epsilon_r = 36.233$; $\rho = 1000 \text{ kg/m}^3$

DASY5 Configuration:

- Area Scan Setting: Find Secondary Maximum Within: 2.0 dB and with a peak SAR value greater than 0.0012W/kg
- Electronics: DAE4 Sn1258; Calibrated: 3/18/2021
- Probe: EX3DV4 - SN3902; ConvF(4.85, 4.85, 4.85) @ 5610 MHz; Calibrated: 3/18/2021
- Sensor-Surface: 1.4mm (Mechanical Surface Detection)
- Phantom: Twin-SAM V5.0 (20deg probe tilt); Type: SAM;

Rear/802.11ac_VHT80_Ch 122/Area Scan (12x20x1): Measurement grid: $dx=10\text{mm}$, $dy=10\text{mm}$
 Maximum value of SAR (measured) = 1.67 W/kg

Rear/802.11ac_VHT80_Ch 122/Zoom Scan (7x7x12)/Cube 0: Measurement grid: $dx=4\text{mm}$, $dy=4\text{mm}$, $dz=2\text{mm}$
 Reference Value = 15.70 V/m; Power Drift = -0.12 dB
 Peak SAR (extrapolated) = 3.28 W/kg
SAR(1 g) = 0.719 W/kg; SAR(10 g) = 0.222 W/kg
 Smallest distance from peaks to all points 3 dB below = 6.1 mm
 Ratio of SAR at M2 to SAR at M1 = 49.7%
 Maximum value of SAR (measured) = 1.85 W/kg



0 dB = 1.85 W/kg = 2.67 dBW/kg

Wi-Fi 5.8GHz ANT 5 Cell Off

Frequency: 5775 MHz; Duty Cycle: 1:1; Room Ambient Temperature: 24.0°C; Liquid Temperature: 23.0°C

Medium parameters used: $f = 5775 \text{ MHz}$; $\sigma = 5.101 \text{ S/m}$; $\epsilon_r = 35.203$; $\rho = 1000 \text{ kg/m}^3$

DASY5 Configuration:

- Area Scan Setting: Find Secondary Maximum Within: 2.0 dB and with a peak SAR value greater than 0.0012W/kg
- Electronics: DAE4 Sn1433; Calibrated: 2/24/2021
- Probe: EX3DV4 - SN7356; ConvF(5.25, 5.25, 5.25) @ 5775 MHz; Calibrated: 3/19/2021
- Sensor-Surface: 1.4mm (Mechanical Surface Detection)
- Phantom: Twin-SAM V5.0 (20deg probe tilt); Type: QD 000 P40 CD; Serial: 1740

LHS/Touch_802.11ac_VHT80_Ch 155/Area Scan (12x20x1): Measurement grid: dx=10mm, dy=10mm
 Maximum value of SAR (measured) = 0.0558 W/kg

LHS/Touch_802.11ac_VHT80_Ch 155/Zoom Scan (7x7x12)/Cube 0: Measurement grid: dx=4mm, dy=4mm, dz=2mm

Reference Value = 2.487 V/m; Power Drift = -0.06 dB

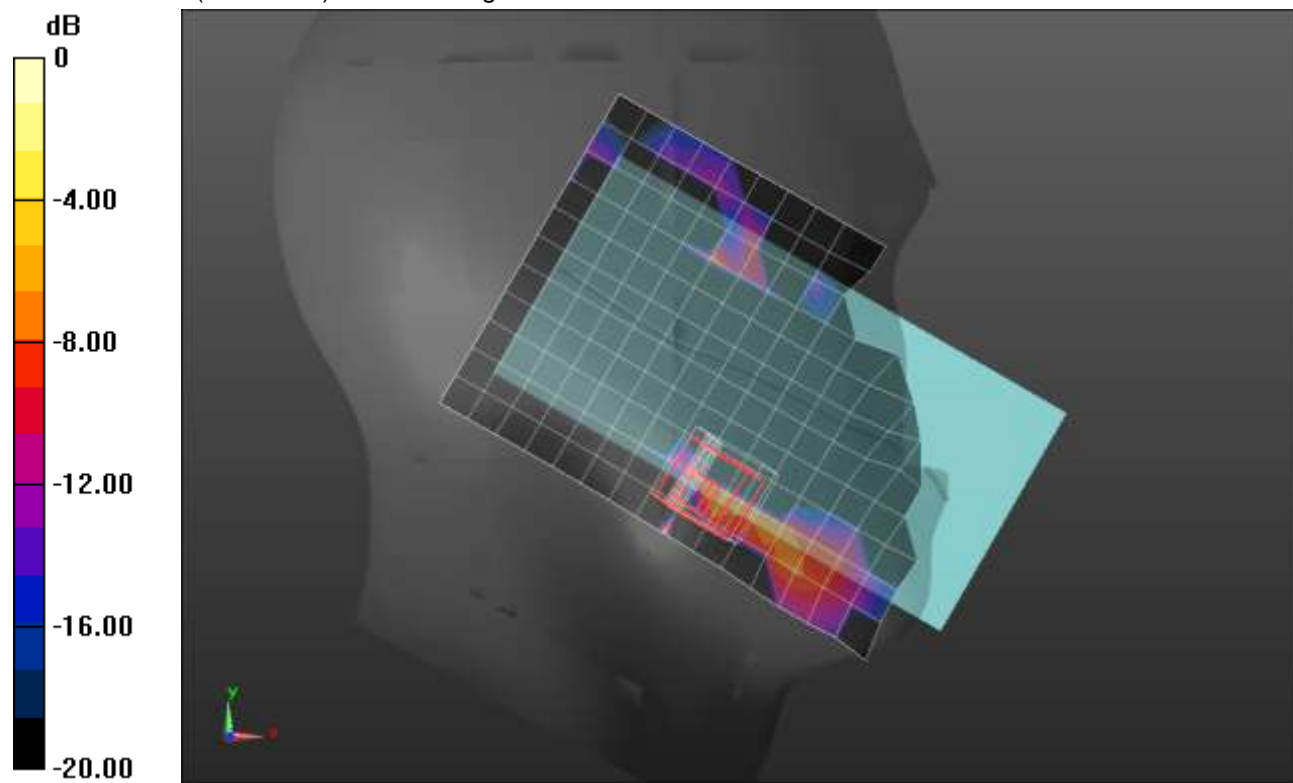
Peak SAR (extrapolated) = 0.364 W/kg

SAR(1 g) = 0.028 W/kg; SAR(10 g) = 0.00454 W/kg

Smallest distance from peaks to all points 3 dB below = 4.2 mm

Ratio of SAR at M2 to SAR at M1 = 52.3%

Maximum value of SAR (measured) = 0.104 W/kg



0 dB = 0.104 W/kg = -9.83 dBW/kg

Wi-Fi 5.8GHz ANT 5 Cell Off

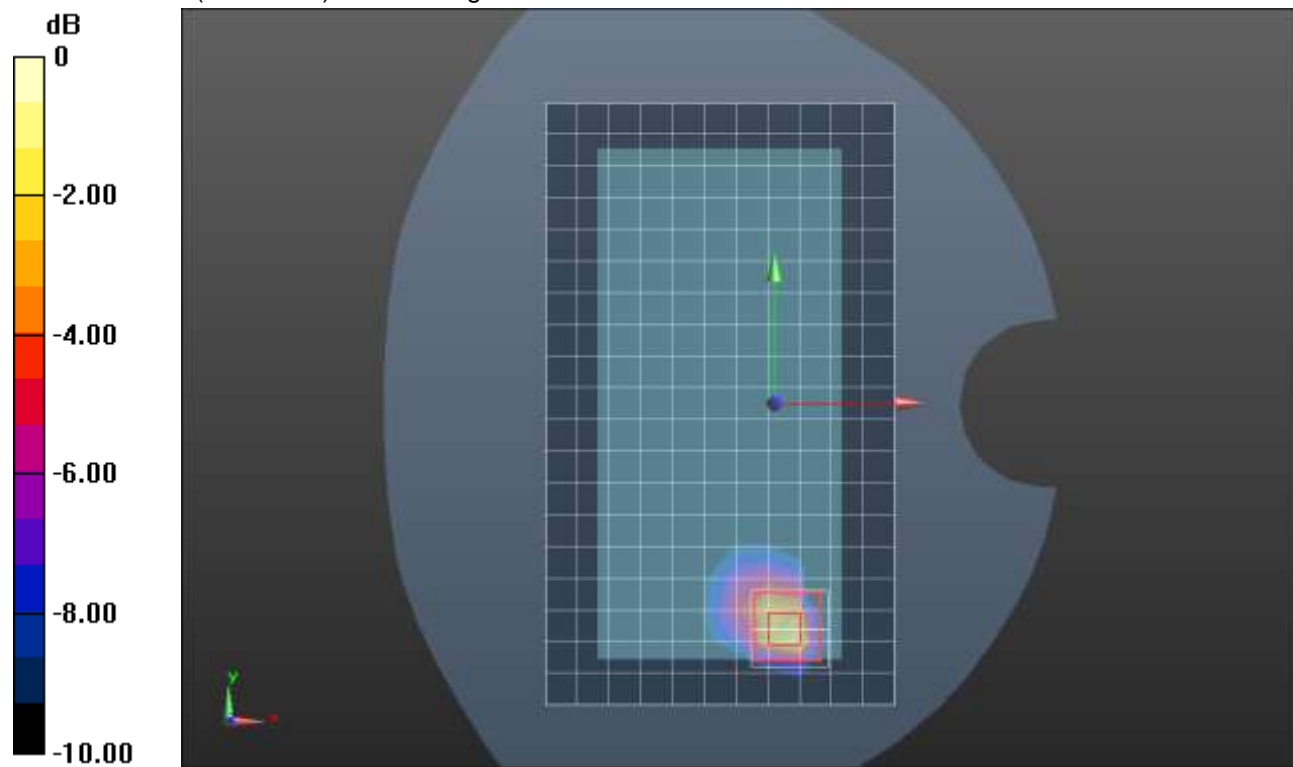
Frequency: 5775 MHz; Duty Cycle: 1:1; Room Ambient Temperature: 24.0°C; Liquid Temperature: 23.0°C
 Medium parameters used: $f = 5775 \text{ MHz}$; $\sigma = 5.038 \text{ S/m}$; $\epsilon_r = 36.879$; $\rho = 1000 \text{ kg/m}^3$

DASY5 Configuration:

- Area Scan Setting: Find Secondary Maximum Within: 2.0 dB and with a peak SAR value greater than 0.0012W/kg
- Electronics: DAE4 Sn1544; Calibrated: 1/27/2021
- Probe: EX3DV4 - SN7501; ConvF(5.15, 5.15, 5.15) @ 5775 MHz; Calibrated: 3/18/2021
- Sensor-Surface: 1.4mm (Mechanical Surface Detection)
- Phantom: Twin-SAM V5.0 (20deg probe tilt); Type: QD000P40CD; Serial: 1629

Rear/802.11ac_VHT80_Ch 155/Area Scan (12x20x1): Measurement grid: dx=10mm, dy=10mm
 Maximum value of SAR (measured) = 1.45 W/kg

Rear/802.11ac_VHT80_Ch 155/Zoom Scan (7x7x12)/Cube 0: Measurement grid: dx=4mm, dy=4mm, dz=2mm
 Reference Value = 14.41 V/m; Power Drift = 0.19 dB
 Peak SAR (extrapolated) = 3.66 W/kg
SAR(1 g) = 0.760 W/kg; SAR(10 g) = 0.231 W/kg
 Smallest distance from peaks to all points 3 dB below = 6.8 mm
 Ratio of SAR at M2 to SAR at M1 = 48.4%
 Maximum value of SAR (measured) = 2.02 W/kg



0 dB = 2.02 W/kg = 3.05 dBW/kg

Wi-Fi 5.2GHz ANT 6 Cell Off

Frequency: 5230 MHz; Duty Cycle: 1:1; Room Ambient Temperature: 24.0°C; Liquid Temperature: 23.0°C

Medium parameters used: $f = 5230 \text{ MHz}$; $\sigma = 4.839 \text{ S/m}$; $\epsilon_r = 37.567$; $\rho = 1000 \text{ kg/m}^3$

DASY5 Configuration:

- Area Scan Setting: Find Secondary Maximum Within: 2.0 dB and with a peak SAR value greater than 0.0012W/kg
- Electronics: DAE4 Sn1433; Calibrated: 2/24/2021
- Probe: EX3DV4 - SN7356; ConvF(5.54, 5.54, 5.54) @ 5230 MHz; Calibrated: 3/19/2021
- Sensor-Surface: 1.4mm (Mechanical Surface Detection)
- Phantom: Twin-SAM V5.0 (20deg probe tilt); Type: SAM;

RHS/Touch_802.11n_HT40_Ch 46/Area Scan (11x21x1): Measurement grid: dx=10mm, dy=10mm

Maximum value of SAR (measured) = 1.73 W/kg

RHS/Touch_802.11n_HT40_Ch 46/Zoom Scan (7x7x12)/Cube 0: Measurement grid: dx=4mm, dy=4mm, dz=2mm

Reference Value = 17.88 V/m; Power Drift = -0.19 dB

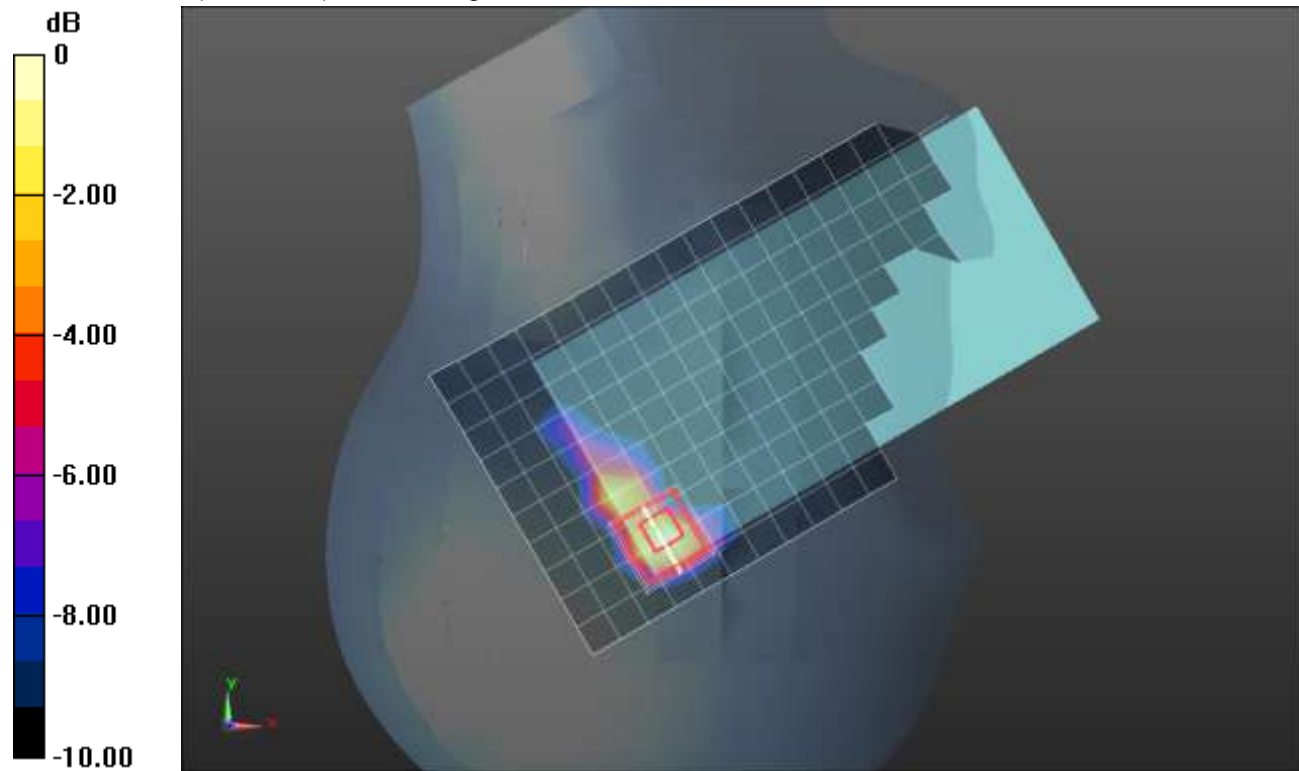
Peak SAR (extrapolated) = 3.04 W/kg

SAR(1 g) = 0.789 W/kg; SAR(10 g) = 0.246 W/kg

Smallest distance from peaks to all points 3 dB below = 6.1 mm

Ratio of SAR at M2 to SAR at M1 = 56%

Maximum value of SAR (measured) = 1.90 W/kg



0 dB = 1.90 W/kg = 2.79 dBW/kg

Wi-Fi 5.2GHz ANT 6 Cell Off

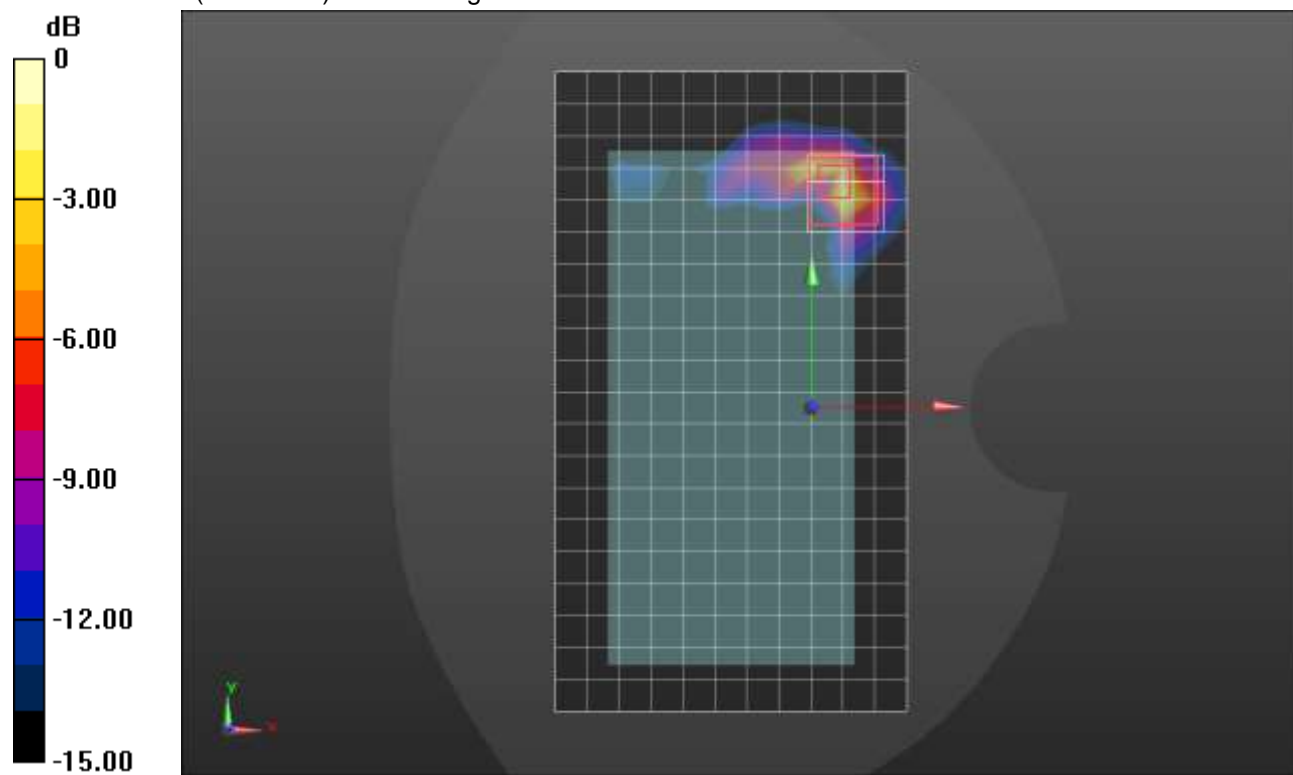
Frequency: 5230 MHz; Duty Cycle: 1:1; Room Ambient Temperature: 24.0°C; Liquid Temperature: 23.0°C
 Medium parameters used: $f = 5230 \text{ MHz}$; $\sigma = 4.839 \text{ S/m}$; $\epsilon_r = 37.567$; $\rho = 1000 \text{ kg/m}^3$

DASY5 Configuration:

- Area Scan Setting: Find Secondary Maximum Within: 2.0 dB and with a peak SAR value greater than 0.0012W/kg
- Electronics: DAE4 Sn1433; Calibrated: 2/24/2021
- Probe: EX3DV4 - SN7356; ConvF(5.54, 5.54, 5.54) @ 5230 MHz; Calibrated: 3/19/2021
- Sensor-Surface: 1.4mm (Mechanical Surface Detection)
- Phantom: Twin-SAM V5.0 (20deg probe tilt); Type: QD 000 P40 CD; Serial: 1740

Rear/802.11n_HT40_Ch 46/Area Scan (12x21x1): Measurement grid: dx=10mm, dy=10mm
 Maximum value of SAR (measured) = 1.76 W/kg

Rear/802.11n_HT40_Ch 46/Zoom Scan (7x7x12)/Cube 0: Measurement grid: dx=4mm, dy=4mm, dz=2mm
 Reference Value = 16.91 V/m; Power Drift = -0.05 dB
 Peak SAR (extrapolated) = 4.26 W/kg
SAR(1 g) = 0.867 W/kg; SAR(10 g) = 0.210 W/kg
 Smallest distance from peaks to all points 3 dB below = 3.6 mm
 Ratio of SAR at M2 to SAR at M1 = 54.1%
 Maximum value of SAR (measured) = 2.38 W/kg



0 dB = 2.38 W/kg = 3.77 dBW/kg

Wi-Fi 5.6GHz ANT 6 Cell Off


Frequency: 5610 MHz; Duty Cycle: 1:1; Room Ambient Temperature: 24.0°C; Liquid Temperature: 23.0°C
 Medium parameters used: $f = 5610 \text{ MHz}$; $\sigma = 4.869 \text{ S/m}$; $\epsilon_r = 36.233$; $\rho = 1000 \text{ kg/m}^3$

DASY5 Configuration:

- Area Scan Setting: Find Secondary Maximum Within: 2.0 dB and with a peak SAR value greater than 0.0012W/kg
- Electronics: DAE4 Sn1258; Calibrated: 3/18/2021
- Probe: EX3DV4 - SN3902; ConvF(4.85, 4.85, 4.85) @ 5610 MHz; Calibrated: 3/18/2021
- Sensor-Surface: 1.4mm (Mechanical Surface Detection)
- Phantom: Twin-SAM V5.0 (20deg probe tilt); Type: QD000P40CD; Serial: 1629

LHS/Touch_802.11ac_VHT80_Ch 122/Area Scan (12x19x1): Measurement grid: dx=10mm, dy=10mm
 Maximum value of SAR (measured) = 1.50 W/kg

LHS/Touch_802.11ac_VHT80_Ch 122/Zoom Scan (7x7x12)/Cube 0: Measurement grid: dx=4mm, dy=4mm, dz=2mm
 Reference Value = 17.70 V/m; Power Drift = -0.00 dB
 Peak SAR (extrapolated) = 3.85 W/kg
SAR(1 g) = 0.817 W/kg; SAR(10 g) = 0.225 W/kg
 Smallest distance from peaks to all points 3 dB below = 4.9 mm
 Ratio of SAR at M2 to SAR at M1 = 52.3%
 Maximum value of SAR (measured) = 2.26 W/kg



0 dB = 2.26 W/kg = 3.54 dBW/kg

Wi-Fi 5.6GHz ANT 6 Cell Off

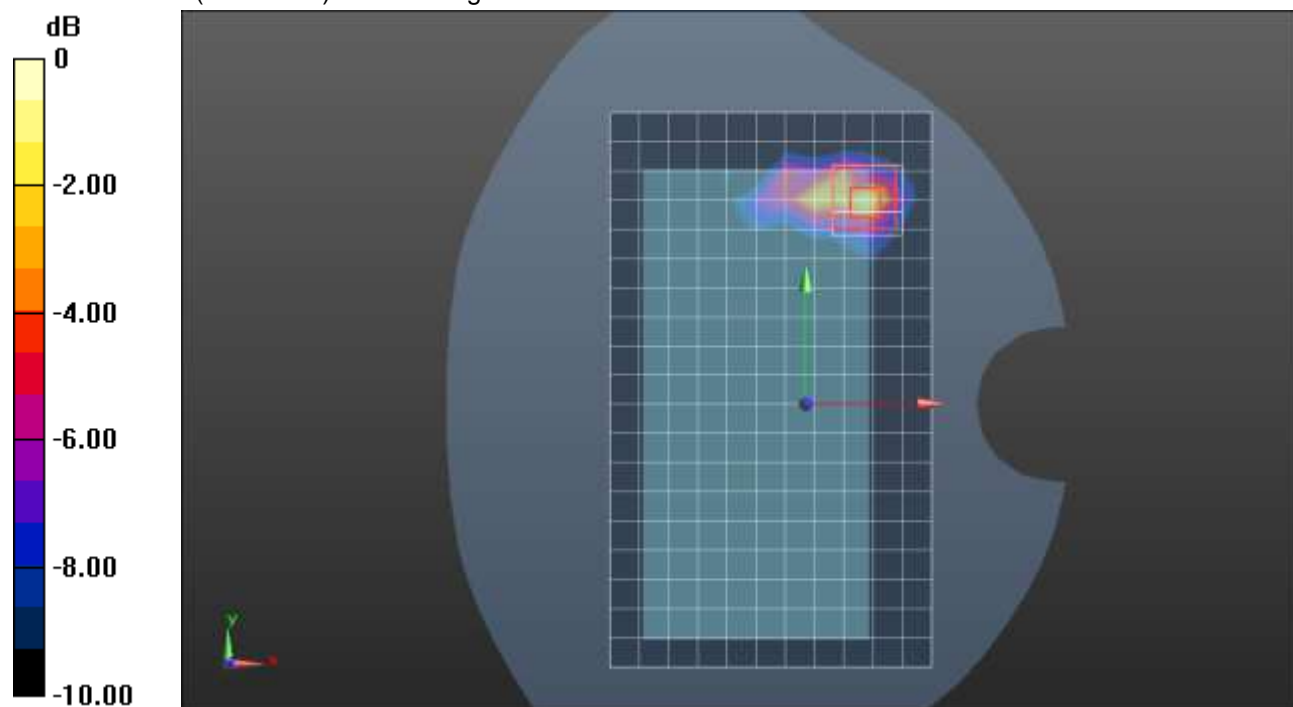
Frequency: 5690 MHz; Duty Cycle: 1:1; Room Ambient Temperature: 24.0°C; Liquid Temperature: 23.0°C
 Medium parameters used: $f = 5690 \text{ MHz}$; $\sigma = 5.131 \text{ S/m}$; $\epsilon_r = 34.527$; $\rho = 1000 \text{ kg/m}^3$

DASY5 Configuration:

- Area Scan Setting: Find Secondary Maximum Within: 2.0 dB and with a peak SAR value greater than 0.0012W/kg
- Electronics: DAE4 Sn1258; Calibrated: 3/18/2021
- Probe: EX3DV4 - SN3902; ConvF(5.05, 5.05, 5.05) @ 5690 MHz; Calibrated: 3/18/2021
- Sensor-Surface: 1.4mm (Mechanical Surface Detection)
- Phantom: Twin-SAM V5.0 (20deg probe tilt); Type: SAM;

Rear/802.11ac_VHT80_Ch 138/Area Scan (12x20x1): Measurement grid: dx=10mm, dy=10mm
 Maximum value of SAR (measured) = 1.88 W/kg

Rear/802.11ac_VHT80_Ch 138/Zoom Scan (7x7x12)/Cube 0: Measurement grid: dx=4mm, dy=4mm, dz=2mm
 Reference Value = 16.48 V/m; Power Drift = -0.05 dB
 Peak SAR (extrapolated) = 3.95 W/kg
SAR(1 g) = 0.826 W/kg; SAR(10 g) = 0.230 W/kg
 Smallest distance from peaks to all points 3 dB below = 4.3 mm
 Ratio of SAR at M2 to SAR at M1 = 52.5%
 Maximum value of SAR (measured) = 2.12 W/kg



0 dB = 2.12 W/kg = 3.26 dBW/kg

Wi-Fi 5.8GHz ANT 6 Cell Off


Frequency: 5775 MHz; Duty Cycle: 1:1; Room Ambient Temperature: 24.0°C; Liquid Temperature: 23.0°C
 Medium parameters used: $f = 5775 \text{ MHz}$; $\sigma = 5.378 \text{ S/m}$; $\epsilon_r = 36.425$; $\rho = 1000 \text{ kg/m}^3$

DASY5 Configuration:

- Area Scan Setting: Find Secondary Maximum Within: 2.0 dB and with a peak SAR value greater than 0.0012W/kg
- Electronics: DAE4 Sn1544; Calibrated: 1/27/2021
- Probe: EX3DV4 - SN7501; ConvF(5.15, 5.15, 5.15) @ 5775 MHz; Calibrated: 3/18/2021
- Sensor-Surface: 1.4mm (Mechanical Surface Detection)
- Phantom: Twin-SAM V5.0 (20deg probe tilt); Type: QD000P40CD; Serial: 1629

LHS/Touch_802.11ac_VHT80_Ch 155/Area Scan (12x19x1): Measurement grid: dx=10mm, dy=10mm
 Maximum value of SAR (measured) = 1.48 W/kg

LHS/Touch_802.11ac_VHT80_Ch 155/Zoom Scan (7x7x12)/Cube 0: Measurement grid: dx=4mm, dy=4mm, dz=2mm
 Reference Value = 16.04 V/m; Power Drift = -0.05 dB
 Peak SAR (extrapolated) = 3.15 W/kg
SAR(1 g) = 0.732 W/kg; SAR(10 g) = 0.205 W/kg
 Smallest distance from peaks to all points 3 dB below = 5.4 mm
 Ratio of SAR at M2 to SAR at M1 = 53%
 Maximum value of SAR (measured) = 1.83 W/kg



0 dB = 1.83 W/kg = 2.62 dBW/kg

Wi-Fi 5.8GHz ANT 6 Cell Off

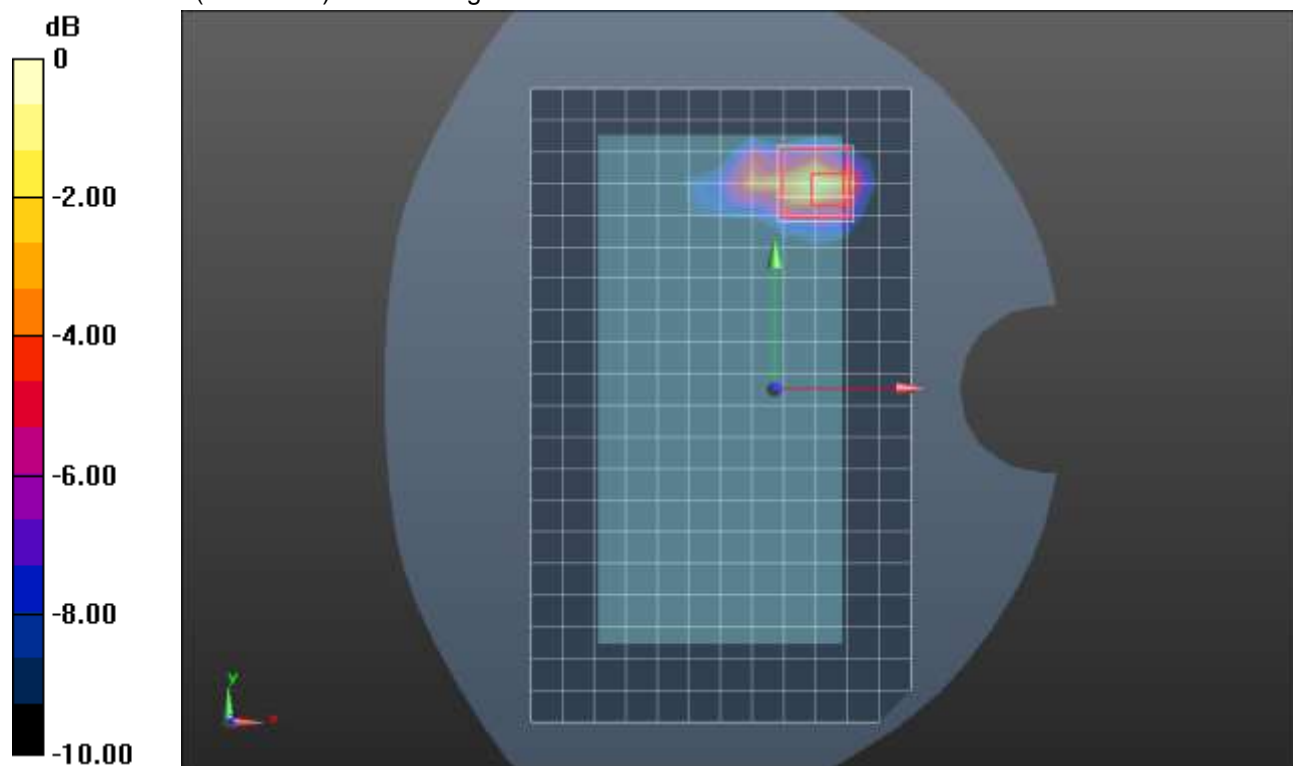
Frequency: 5775 MHz; Duty Cycle: 1:1; Room Ambient Temperature: 24.0°C; Liquid Temperature: 23.0°C
 Medium parameters used: $f = 5775 \text{ MHz}$; $\sigma = 5.255 \text{ S/m}$; $\epsilon_r = 35.316$; $\rho = 1000 \text{ kg/m}^3$

DASY5 Configuration:

- Area Scan Setting: Find Secondary Maximum Within: 2.0 dB and with a peak SAR value greater than 0.0012W/kg
- Electronics: DAE4 Sn1544; Calibrated: 1/27/2021
- Probe: EX3DV4 - SN7501; ConvF(5.15, 5.15, 5.15) @ 5775 MHz; Calibrated: 3/18/2021
- Sensor-Surface: 1.4mm (Mechanical Surface Detection)
- Phantom: Twin-SAM V5.0 (20deg probe tilt); Type: QD000P40CD; Serial: 1629

Rear/802.11ac_VHT80_Ch 155/Area Scan (13x21x1): Measurement grid: dx=10mm, dy=10mm
 Maximum value of SAR (measured) = 1.82 W/kg

Rear/802.11ac_VHT80_Ch 155/Zoom Scan (7x7x12)/Cube 0: Measurement grid: dx=4mm, dy=4mm, dz=2mm
 Reference Value = 16.23 V/m; Power Drift = 0.04 dB
 Peak SAR (extrapolated) = 3.66 W/kg
SAR(1 g) = 0.780 W/kg; SAR(10 g) = 0.229 W/kg
 Smallest distance from peaks to all points 3 dB below = 5.4 mm
 Ratio of SAR at M2 to SAR at M1 = 52%
 Maximum value of SAR (measured) = 2.07 W/kg



0 dB = 2.07 W/kg = 3.16 dBW/kg

Wi-Fi 5.3GHz ANT 5 Cell On


Frequency: 5270 MHz; Duty Cycle: 1:1; Room Ambient Temperature: 24.0°C; Liquid Temperature: 23.0°C
 Medium parameters used: $f = 5270 \text{ MHz}$; $\sigma = 4.713 \text{ S/m}$; $\epsilon_r = 36.761$; $\rho = 1000 \text{ kg/m}^3$

DASY5 Configuration:

- Area Scan Setting: Find Secondary Maximum Within: 2.0 dB and with a peak SAR value greater than 0.0012W/kg
- Electronics: DAE4 Sn1433; Calibrated: 2/24/2021
- Probe: EX3DV4 - SN7356; ConvF(5.54, 5.54, 5.54) @ 5270 MHz; Calibrated: 3/19/2021
- Sensor-Surface: 1.4mm (Mechanical Surface Detection)
- Phantom: Twin-SAM V5.0 (20deg probe tilt); Type: QD 000 P40 CD; Serial: 1740

LHS/Touch_802.11n_HT40_Ch 54/Area Scan (12x19x1): Measurement grid: dx=10mm, dy=10mm
 Maximum value of SAR (measured) = 0.0423 W/kg

LHS/Touch_802.11n_HT40_Ch 54/Zoom Scan (9x9x12)/Cube 0: Measurement grid: dx=4mm, dy=4mm, dz=2mm
 Reference Value = 0.9030 V/m; Power Drift = -0.02 dB
 Peak SAR (extrapolated) = 0.170 W/kg
SAR(1 g) = 0.010 W/kg; SAR(10 g) = 0.00155 W/kg
 Smallest distance from peaks to all points 3 dB below: Larger than measurement grid
 Ratio of SAR at M2 to SAR at M1 = 37.5%
 Maximum value of SAR (measured) = 0.0418 W/kg



0 dB = 0.0418 W/kg = -13.79 dBW/kg

Wi-Fi 5.3GHz ANT 5 Cell On

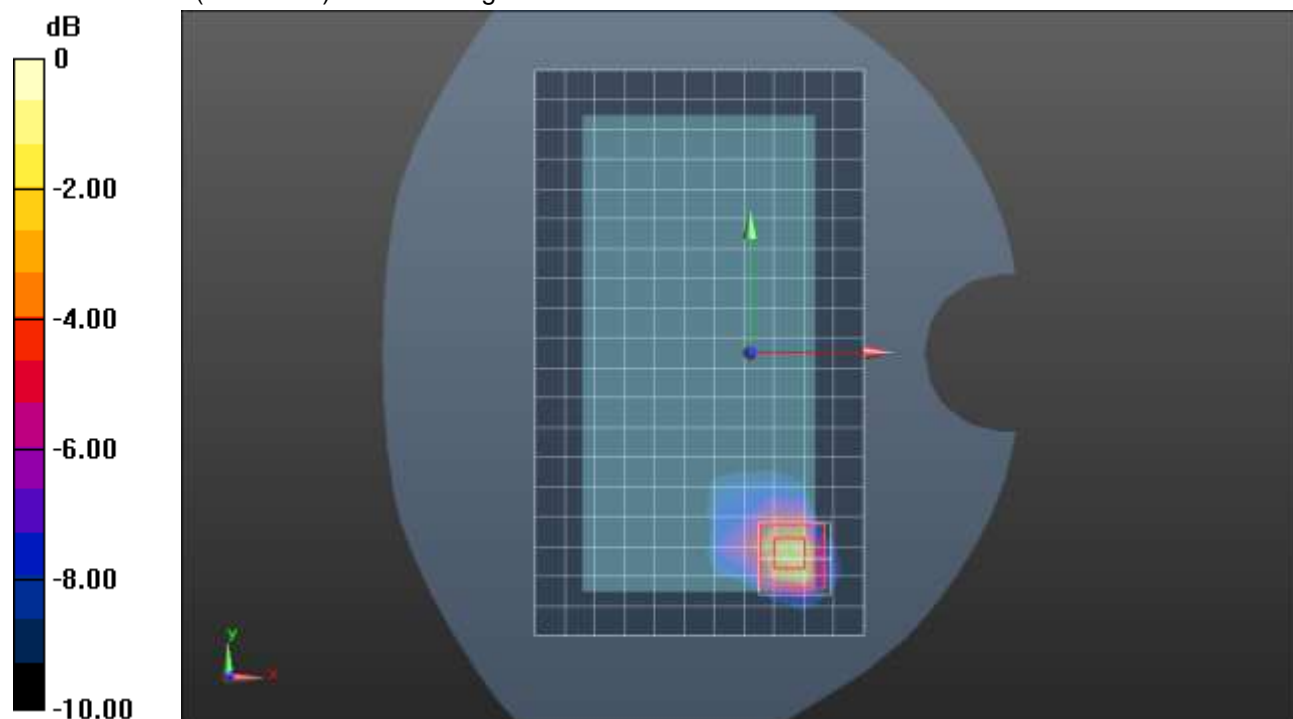
Frequency: 5290 MHz; Duty Cycle: 1:1; Room Ambient Temperature: 24.0°C; Liquid Temperature: 23.0°C
 Medium parameters used: $f = 5290 \text{ MHz}$; $\sigma = 4.669 \text{ S/m}$; $\epsilon_r = 36.264$; $\rho = 1000 \text{ kg/m}^3$

DASY5 Configuration:

- Area Scan Setting: Find Secondary Maximum Within: 2.0 dB and with a peak SAR value greater than 0.0012W/kg
- Electronics: DAE4 Sn1258; Calibrated: 3/18/2021
- Probe: EX3DV4 - SN3902; ConvF(5.25, 5.25, 5.25) @ 5290 MHz; Calibrated: 3/18/2021
- Sensor-Surface: 1.4mm (Mechanical Surface Detection)
- Phantom: Twin-SAM V5.0 (20deg probe tilt); Type: SAM;

Rear/802.11ac_VHT80_Ch 58/Area Scan (12x20x1): Measurement grid: dx=10mm, dy=10mm
 Maximum value of SAR (measured) = 0.400 W/kg

Rear/802.11ac_VHT80_Ch 58/Zoom Scan (7x7x12)/Cube 0: Measurement grid: dx=4mm, dy=4mm, dz=2mm
 Reference Value = 6.910 V/m; Power Drift = 0.13 dB
 Peak SAR (extrapolated) = 1.99 W/kg
SAR(1 g) = 0.232 W/kg; SAR(10 g) = 0.071 W/kg
 Smallest distance from peaks to all points 3 dB below = 7.2 mm
 Ratio of SAR at M2 to SAR at M1 = 52.2%
 Maximum value of SAR (measured) = 0.593 W/kg



0 dB = 0.593 W/kg = -2.27 dBW/kg

Wi-Fi 5.5GHz ANT 5 Cell On

Frequency: 5610 MHz; Duty Cycle: 1:1; Room Ambient Temperature: 24.0°C; Liquid Temperature: 23.0°C

Medium parameters used: $f = 5610 \text{ MHz}$; $\sigma = 4.921 \text{ S/m}$; $\epsilon_r = 35.708$; $\rho = 1000 \text{ kg/m}^3$

DASY5 Configuration:

- Area Scan Setting: Find Secondary Maximum Within: 2.0 dB and with a peak SAR value greater than 0.0012W/kg
- Electronics: DAE4 Sn1258; Calibrated: 3/18/2021
- Probe: EX3DV4 - SN3902; ConvF(4.85, 4.85, 4.85) @ 5610 MHz; Calibrated: 3/18/2021
- Sensor-Surface: 1.4mm (Mechanical Surface Detection)
- Phantom: Twin-SAM V5.0 (20deg probe tilt); Type: QD 000 P40 CD; Serial: 1740

LHS/Tilt_802.11ac_VHT80_Ch 122/Area Scan (12x19x1): Measurement grid: dx=10mm, dy=10mm
 Maximum value of SAR (measured) = 0.0946 W/kg

LHS/Tilt_802.11ac_VHT80_Ch 122/Zoom Scan (7x7x12)/Cube 0: Measurement grid: dx=4mm, dy=4mm, dz=2mm

Reference Value = 2.586 V/m; Power Drift = -0.19 dB

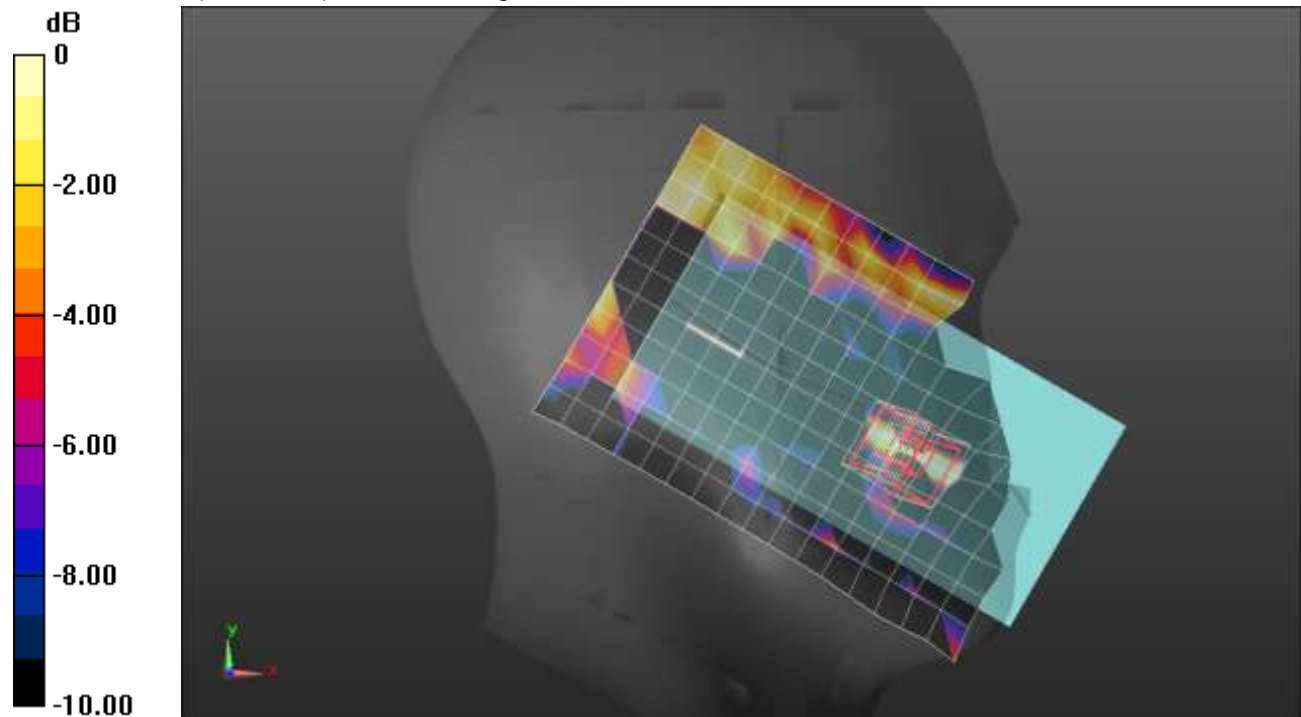
Peak SAR (extrapolated) = 0.0240 W/kg

SAR(1 g) = 0.000477 W/kg; SAR(10 g) = 4.79e-005 W/kg

Smallest distance from peaks to all points 3 dB below: Larger than measurement grid

Ratio of SAR at M2 to SAR at M1 = 34.7%

Maximum value of SAR (measured) = 0.0173 W/kg



0 dB = 0.0173 W/kg = -17.62 dBW/kg

Wi-Fi 5.5GHz ANT 5 Cell On

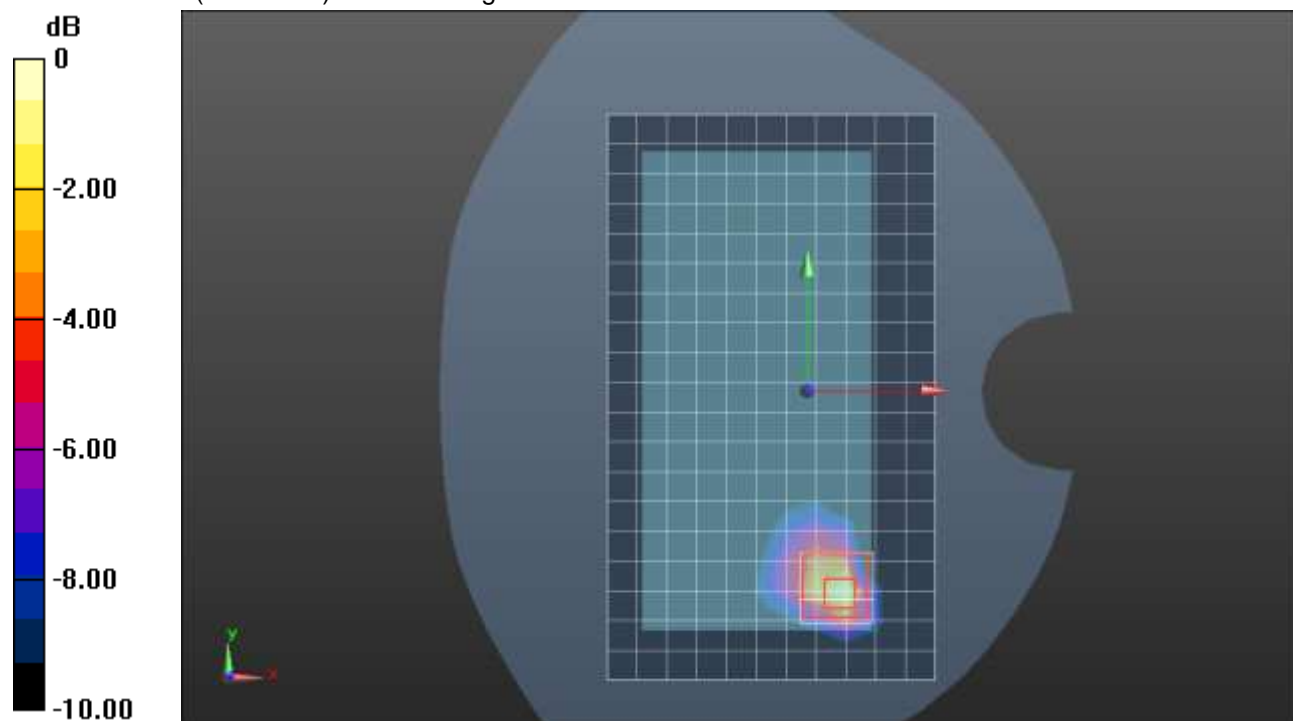
Frequency: 5610 MHz; Duty Cycle: 1:1; Room Ambient Temperature: 24.0°C; Liquid Temperature: 23.0°C
Medium parameters used: $f = 5610 \text{ MHz}$; $\sigma = 5.042 \text{ S/m}$; $\epsilon_r = 35.648$; $\rho = 1000 \text{ kg/m}^3$

DASY5 Configuration:

- Area Scan Setting: Find Secondary Maximum Within: 2.0 dB and with a peak SAR value greater than 0.0012W/kg
- Electronics: DAE4 Sn1258; Calibrated: 3/18/2021
- Probe: EX3DV4 - SN3902; ConvF(4.85, 4.85, 4.85) @ 5610 MHz; Calibrated: 3/18/2021
- Sensor-Surface: 1.4mm (Mechanical Surface Detection)
- Phantom: Twin-SAM V5.0 (20deg probe tilt); Type: QD000P40CD; Serial: 1629

Rear/802.11ac_VHT80_Ch 122/Area Scan (12x20x1): Measurement grid: dx=10mm, dy=10mm
Maximum value of SAR (measured) = 0.667 W/kg

Rear/802.11ac_VHT80_Ch 122/Zoom Scan (7x7x12)/Cube 0: Measurement grid: dx=4mm, dy=4mm, dz=2mm
Reference Value = 10.07 V/m; Power Drift = 0.16 dB
Peak SAR (extrapolated) = 1.22 W/kg
SAR(1 g) = 0.263 W/kg; SAR(10 g) = 0.080 W/kg
Smallest distance from peaks to all points 3 dB below = 6.6 mm
Ratio of SAR at M2 to SAR at M1 = 48.2%
Maximum value of SAR (measured) = 0.652 W/kg



0 dB = 0.652 W/kg = -1.86 dBW/kg

Wi-Fi 5.8GHz ANT 5 Cell On

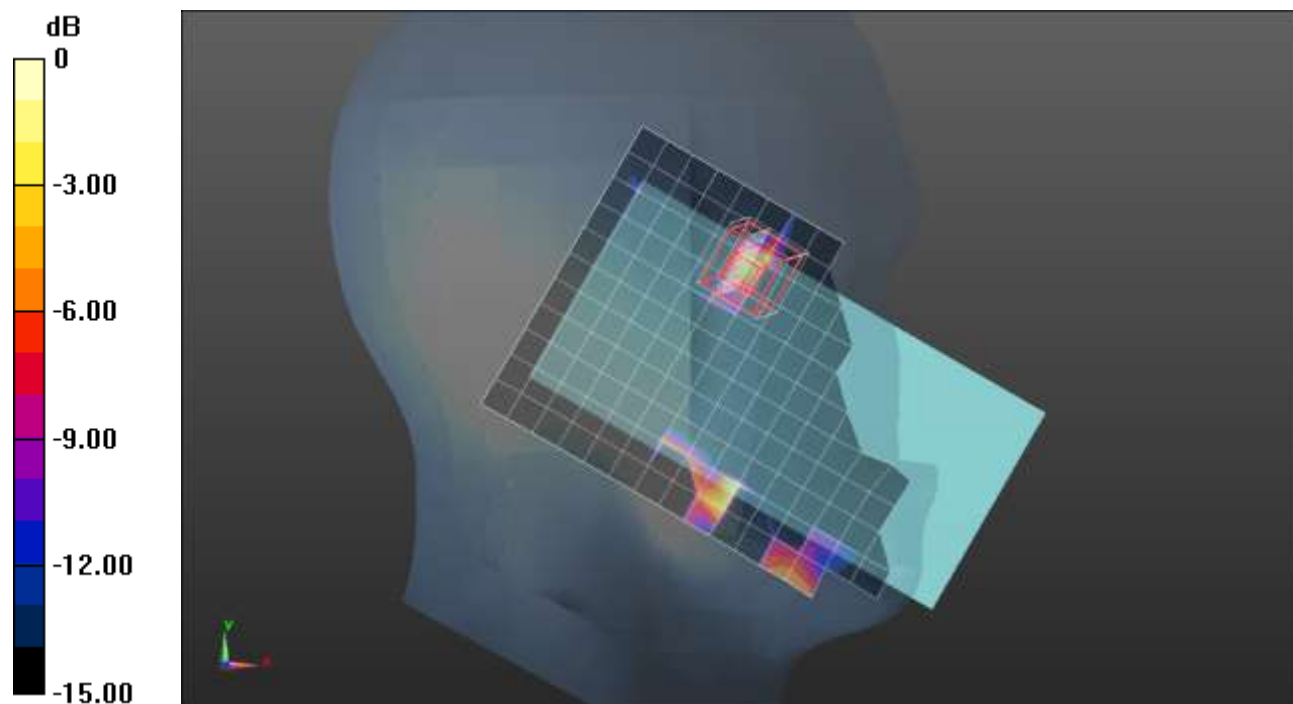
Frequency: 5775 MHz; Duty Cycle: 1:1; Room Ambient Temperature: 24.0°C; Liquid Temperature: 23.0°C
 Medium parameters used: $f = 5775 \text{ MHz}$; $\sigma = 5.446 \text{ S/m}$; $\epsilon_r = 36.924$; $\rho = 1000 \text{ kg/m}^3$

DASY5 Configuration:

- Area Scan Setting: Find Secondary Maximum Within: 2.0 dB and with a peak SAR value greater than 0.0012W/kg
- Electronics: DAE4 Sn1544; Calibrated: 1/27/2021
- Probe: EX3DV4 - SN7501; ConvF(5.15, 5.15, 5.15) @ 5775 MHz; Calibrated: 3/18/2021
- Sensor-Surface: 1.4mm (Mechanical Surface Detection)
- Phantom: Twin-SAM V5.0 (20deg probe tilt); Type: QD000P40CD; Serial: 1629

LHS/Touch_802.11ac_VHT80_Ch 155/Area Scan (12x20x1): Measurement grid: dx=10mm, dy=10mm
 Maximum value of SAR (measured) = 0.0420 W/kg

LHS/Touch_802.11ac_VHT80_Ch 155/Zoom Scan (7x7x12)/Cube 0: Measurement grid: dx=4mm, dy=4mm, dz=2mm
 Reference Value = 6.882 V/m; Power Drift = -0.19 dB
 Peak SAR (extrapolated) = 0.193 W/kg
SAR(1 g) = 0.014 W/kg; SAR(10 g) = 0.00183 W/kg
 Smallest distance from peaks to all points 3 dB below: Larger than measurement grid
 Ratio of SAR at M2 to SAR at M1 = 48.1%
 Maximum value of SAR (measured) = 0.0499 W/kg



0 dB = 0.0499 W/kg = -13.02 dBW/kg

Wi-Fi 5.8GHz ANT 5 Cell On

Frequency: 5775 MHz; Duty Cycle: 1:1; Room Ambient Temperature: 24.0°C; Liquid Temperature: 23.0°C

Medium parameters used: $f = 5775 \text{ MHz}$; $\sigma = 4.993 \text{ S/m}$; $\epsilon_r = 34.521$; $\rho = 1000 \text{ kg/m}^3$

DASY5 Configuration:

- Area Scan Setting: Find Secondary Maximum Within: 2.0 dB and with a peak SAR value greater than 0.0012W/kg
- Electronics: DAE4 Sn1544; Calibrated: 1/27/2021
- Probe: EX3DV4 - SN7501; ConvF(5.15, 5.15, 5.15) @ 5775 MHz; Calibrated: 3/18/2021
- Sensor-Surface: 1.4mm (Mechanical Surface Detection)
- Phantom: Twin-SAM V5.0 (30deg probe tilt); Type: QD 000 P40 CD; Serial: 1831

Rear/802.11ac_VHT80_Ch 155/Area Scan (12x21x1): Measurement grid: dx=10mm, dy=10mm

Maximum value of SAR (measured) = 0.619 W/kg

Rear/802.11ac_VHT80_Ch 155/Zoom Scan (7x7x12)/Cube 0: Measurement grid: dx=4mm, dy=4mm, dz=2mm

Reference Value = 9.417 V/m; Power Drift = 0.02 dB


Peak SAR (extrapolated) = 1.22 W/kg

SAR(1 g) = 0.251 W/kg; SAR(10 g) = 0.070 W/kg

Smallest distance from peaks to all points 3 dB below = 6.6 mm

Ratio of SAR at M2 to SAR at M1 = 49.1%

Maximum value of SAR (measured) = 0.624 W/kg



0 dB = 0.624 W/kg = -2.05 dBW/kg

Wi-Fi 5.2GHz ANT 6 Cell On

Frequency: 5210 MHz; Duty Cycle: 1:1; Room Ambient Temperature: 24.0°C; Liquid Temperature: 23.0°C
 Medium parameters used: $f = 5210 \text{ MHz}$; $\sigma = 4.483 \text{ S/m}$; $\epsilon_r = 35.999$; $\rho = 1000 \text{ kg/m}^3$

DASY5 Configuration:

- Area Scan Setting: Find Secondary Maximum Within: 2.0 dB and with a peak SAR value greater than 0.0012W/kg
- Electronics: DAE4 Sn1258; Calibrated: 3/18/2021
- Probe: EX3DV4 - SN3902; ConvF(5.25, 5.25, 5.25) @ 5210 MHz; Calibrated: 3/18/2021
- Sensor-Surface: 1.4mm (Mechanical Surface Detection (Locations From Previous Scan Used)), Sensor-Surface: 1.4mm (Mechanical Surface Detection)
- Phantom: Twin-SAM V5.0 (20deg probe tilt); Type: QD 000 P40 CD; Serial: 1740

RHS/Tilt_802.11ac_VHT80_Ch 42/Area Scan (10x19x1): Measurement grid: dx=10mm, dy=10mm
 Maximum value of SAR (measured) = 0.498 W/kg

RHS/Tilt_802.11ac_VHT80_Ch 42/Zoom Scan (7x7x12)/Cube 0: Measurement grid: dx=4mm, dy=4mm, dz=2mm

Reference Value = 7.127 V/m; Power Drift = 0.17 dB

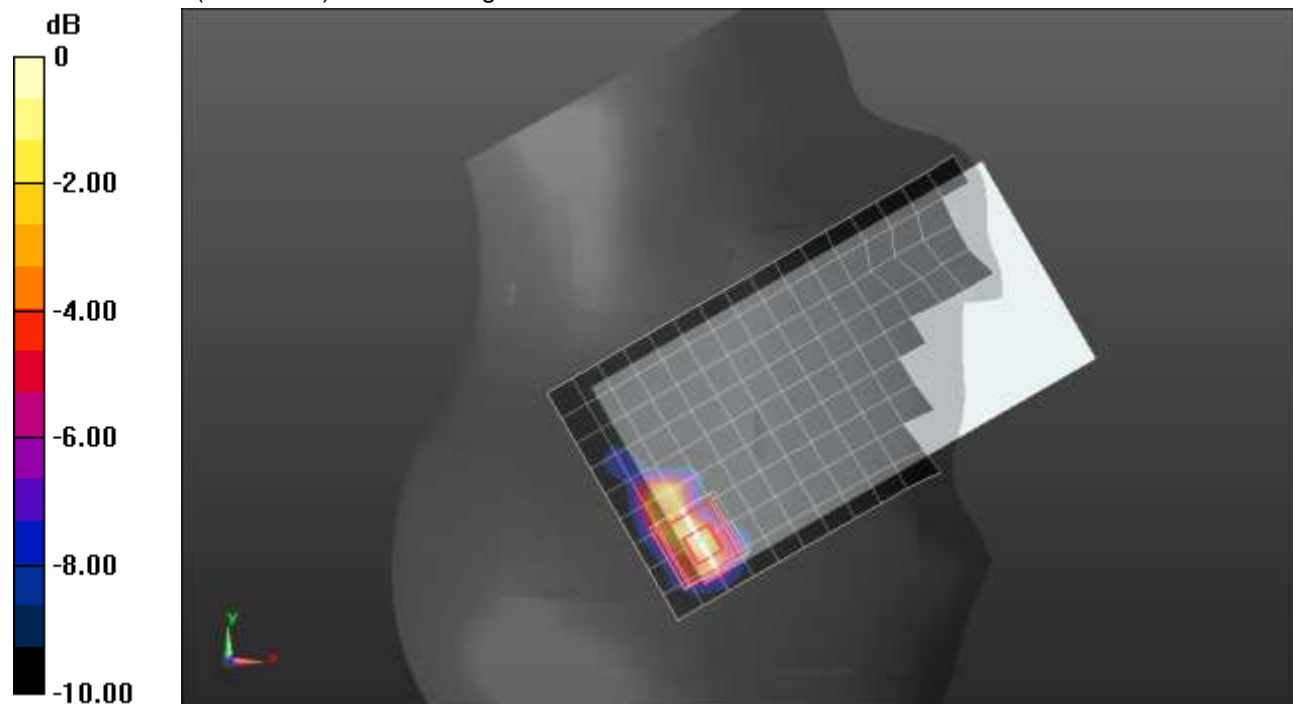
Peak SAR (extrapolated) = 0.744 W/kg

SAR(1 g) = 0.177 W/kg; SAR(10 g) = 0.047 W/kg

Smallest distance from peaks to all points 3 dB below = 4.7 mm

Ratio of SAR at M2 to SAR at M1 = 57%

Maximum value of SAR (measured) = 0.482 W/kg



0 dB = 0.482 W/kg = -3.17 dBW/kg

Wi-Fi 5.2GHz ANT 6 Cell On

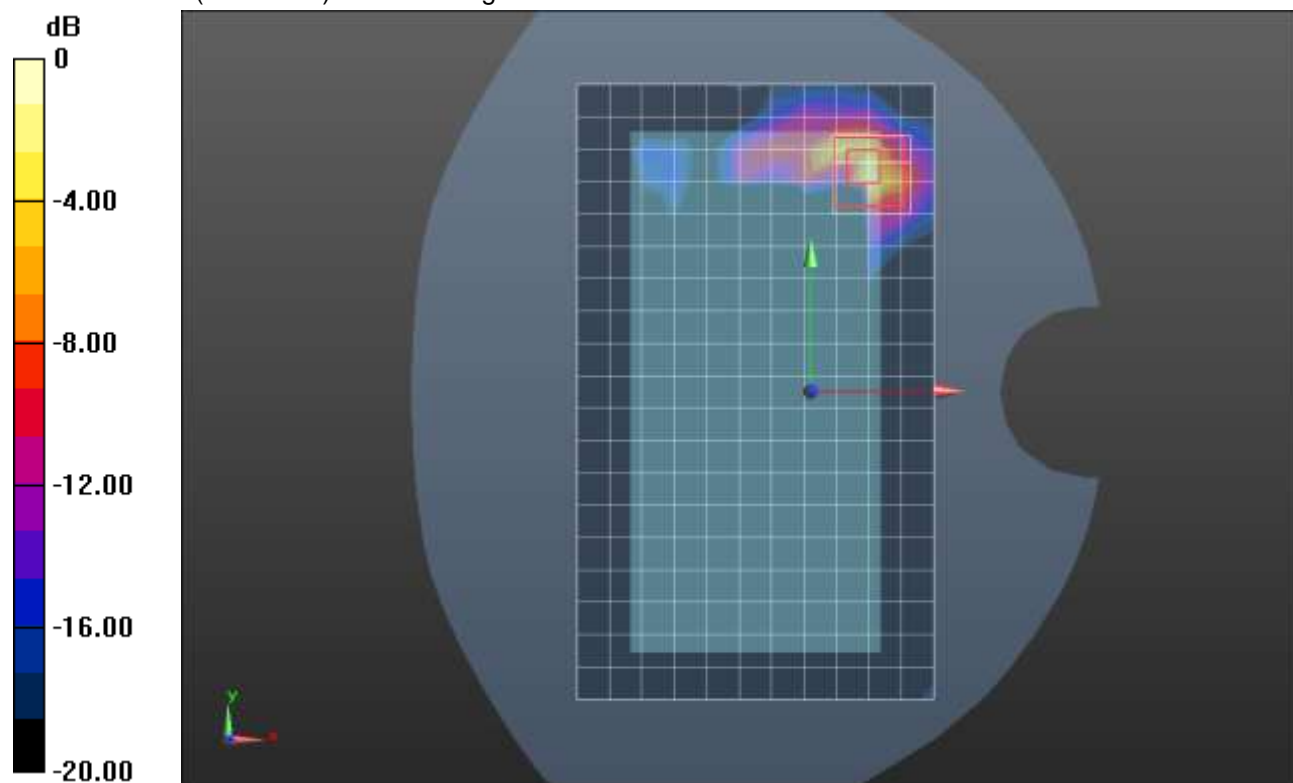
Frequency: 5210 MHz; Duty Cycle: 1:1; Room Ambient Temperature: 24.0°C; Liquid Temperature: 23.0°C
 Medium parameters used: $f = 5210 \text{ MHz}$; $\sigma = 4.575 \text{ S/m}$; $\epsilon_r = 37.314$; $\rho = 1000 \text{ kg/m}^3$

DASY5 Configuration:

- Area Scan Setting: Find Secondary Maximum Within: 2.0 dB and with a peak SAR value greater than 0.0012W/kg
- Electronics: DAE4 Sn1433; Calibrated: 2/24/2021
- Probe: EX3DV4 - SN7356; ConvF(5.54, 5.54, 5.54) @ 5210 MHz; Calibrated: 3/19/2021
- Sensor-Surface: 1.4mm (Mechanical Surface Detection)
- Phantom: Twin-SAM V5.0 (20deg probe tilt); Type: SAM;

Rear/802.11ac_VHT80_Ch 42/Area Scan (12x20x1): Measurement grid: dx=10mm, dy=10mm
 Maximum value of SAR (measured) = 0.602 W/kg

Rear/802.11ac_VHT80_Ch 42/Zoom Scan (7x7x12)/Cube 0: Measurement grid: dx=4mm, dy=4mm, dz=2mm
 Reference Value = 10.34 V/m; Power Drift = 0.09 dB
 Peak SAR (extrapolated) = 1.48 W/kg
SAR(1 g) = 0.282 W/kg; SAR(10 g) = 0.061 W/kg
 Smallest distance from peaks to all points 3 dB below = 3.4 mm
 Ratio of SAR at M2 to SAR at M1 = 53.1%
 Maximum value of SAR (measured) = 0.801 W/kg



0 dB = 0.801 W/kg = -0.96 dBW/kg

Wi-Fi 5.6GHz ANT 6 Cell On

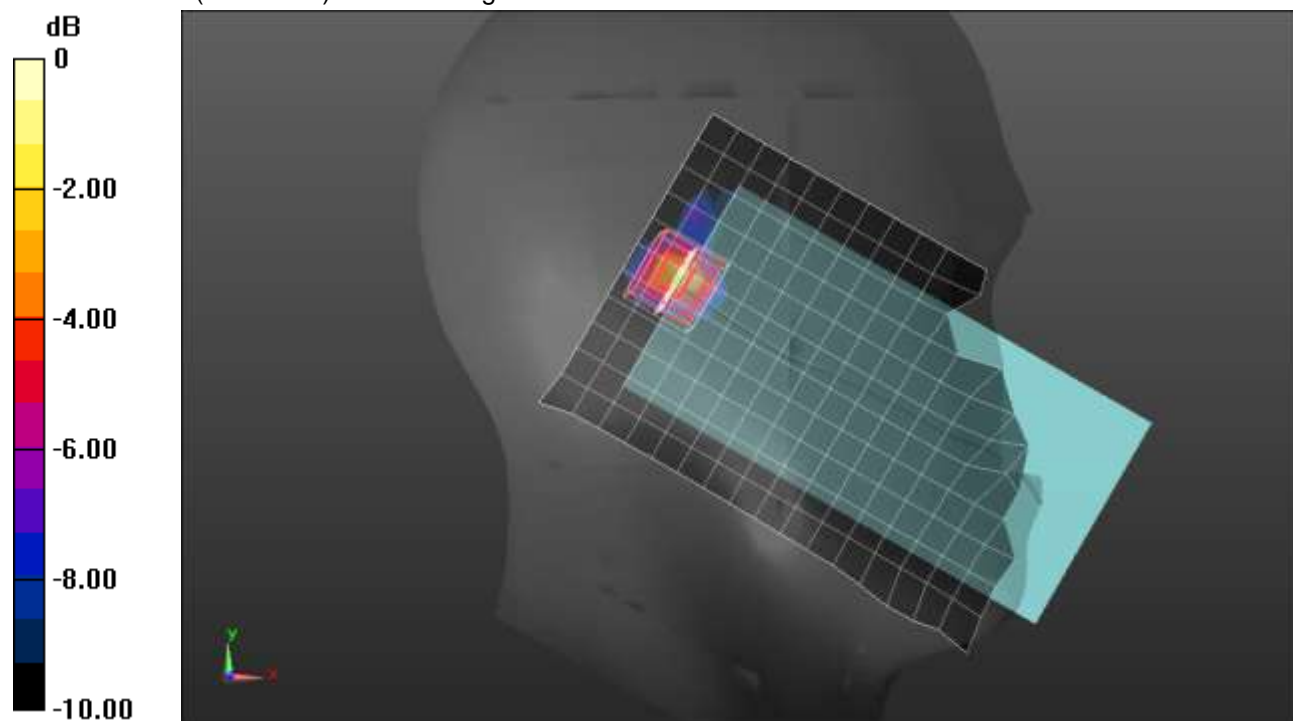
Frequency: 5610 MHz; Duty Cycle: 1:1; Room Ambient Temperature: 24.0°C; Liquid Temperature: 23.0°C
 Medium parameters used: $f = 5610 \text{ MHz}$; $\sigma = 5.074 \text{ S/m}$; $\epsilon_r = 34.621$; $\rho = 1000 \text{ kg/m}^3$

DASY5 Configuration:

- Area Scan Setting: Find Secondary Maximum Within: 2.0 dB and with a peak SAR value greater than 0.0012W/kg
- Electronics: DAE4 Sn1258; Calibrated: 3/18/2021
- Probe: EX3DV4 - SN3902; ConvF(4.85, 4.85, 4.85) @ 5610 MHz; Calibrated: 3/18/2021
- Sensor-Surface: 1.4mm (Mechanical Surface Detection)
- Phantom: Twin-SAM V5.0 (20deg probe tilt); Type: QD 000 P40 CD; Serial: 1740

LHS/Touch_802.11ac_VHT80_Ch 122/Area Scan (12x19x1): Measurement grid: dx=10mm, dy=10mm
 Maximum value of SAR (measured) = 0.350 W/kg

LHS/Touch_802.11ac_VHT80_Ch 122/Zoom Scan (7x7x12)/Cube 0: Measurement grid: dx=4mm, dy=4mm, dz=2mm
 Reference Value = 4.596 V/m; Power Drift = 0.11 dB
 Peak SAR (extrapolated) = 1.71 W/kg
SAR(1 g) = 0.172 W/kg; SAR(10 g) = 0.044 W/kg
 Smallest distance from peaks to all points 3 dB below = 5.7 mm
 Ratio of SAR at M2 to SAR at M1 = 48.6%
 Maximum value of SAR (measured) = 0.489 W/kg



0 dB = 0.489 W/kg = -3.11 dBW/kg

Wi-Fi 5.6GHz ANT 6 Cell On

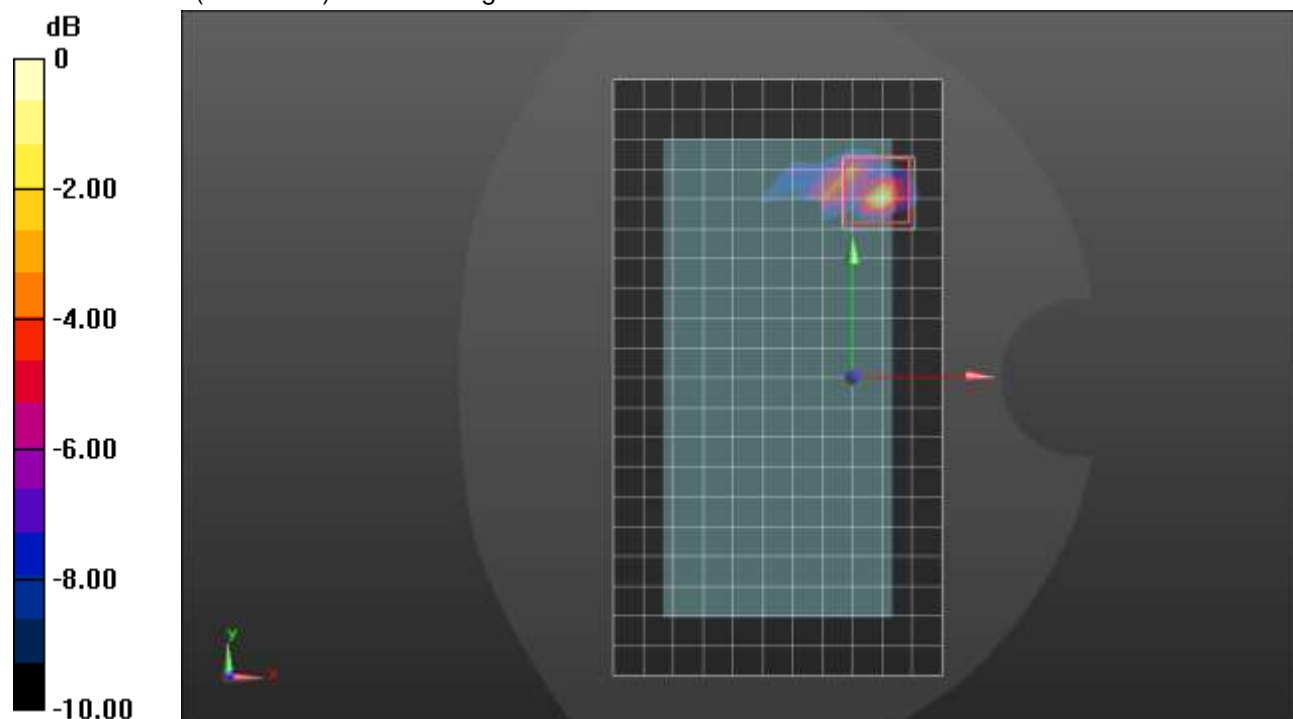
Frequency: 5610 MHz; Duty Cycle: 1:1; Room Ambient Temperature: 24.0°C; Liquid Temperature: 23.0°C
 Medium parameters used: $f = 5610 \text{ MHz}$; $\sigma = 5.074 \text{ S/m}$; $\epsilon_r = 34.621$; $\rho = 1000 \text{ kg/m}^3$

DASY5 Configuration:

- Area Scan Setting: Find Secondary Maximum Within: 2.0 dB and with a peak SAR value greater than 0.0012W/kg
- Electronics: DAE4 Sn1258; Calibrated: 3/18/2021
- Probe: EX3DV4 - SN3902; ConvF(4.85, 4.85, 4.85) @ 5610 MHz; Calibrated: 3/18/2021
- Sensor-Surface: 1.4mm (Mechanical Surface Detection)
- Phantom: Twin-SAM V5.0 (20deg probe tilt); Type: QD 000 P40 CD; Serial: 1740

Rear/802.11ac_VHT80_Ch 122/Area Scan (12x21x1): Measurement grid: dx=10mm, dy=10mm
 Maximum value of SAR (measured) = 0.824 W/kg

Rear/802.11ac_VHT80_Ch 122/Zoom Scan (7x7x12)/Cube 0: Measurement grid: dx=4mm, dy=4mm, dz=2mm
 Reference Value = 11.26 V/m; Power Drift = 0.09 dB
 Peak SAR (extrapolated) = 1.28 W/kg
SAR(1 g) = 0.257 W/kg; SAR(10 g) = 0.060 W/kg
 Smallest distance from peaks to all points 3 dB below = 4 mm
 Ratio of SAR at M2 to SAR at M1 = 49.5%
 Maximum value of SAR (measured) = 0.807 W/kg



0 dB = 0.807 W/kg = -0.93 dBW/kg

Wi-Fi 5.8GHz ANT 6 Cell On

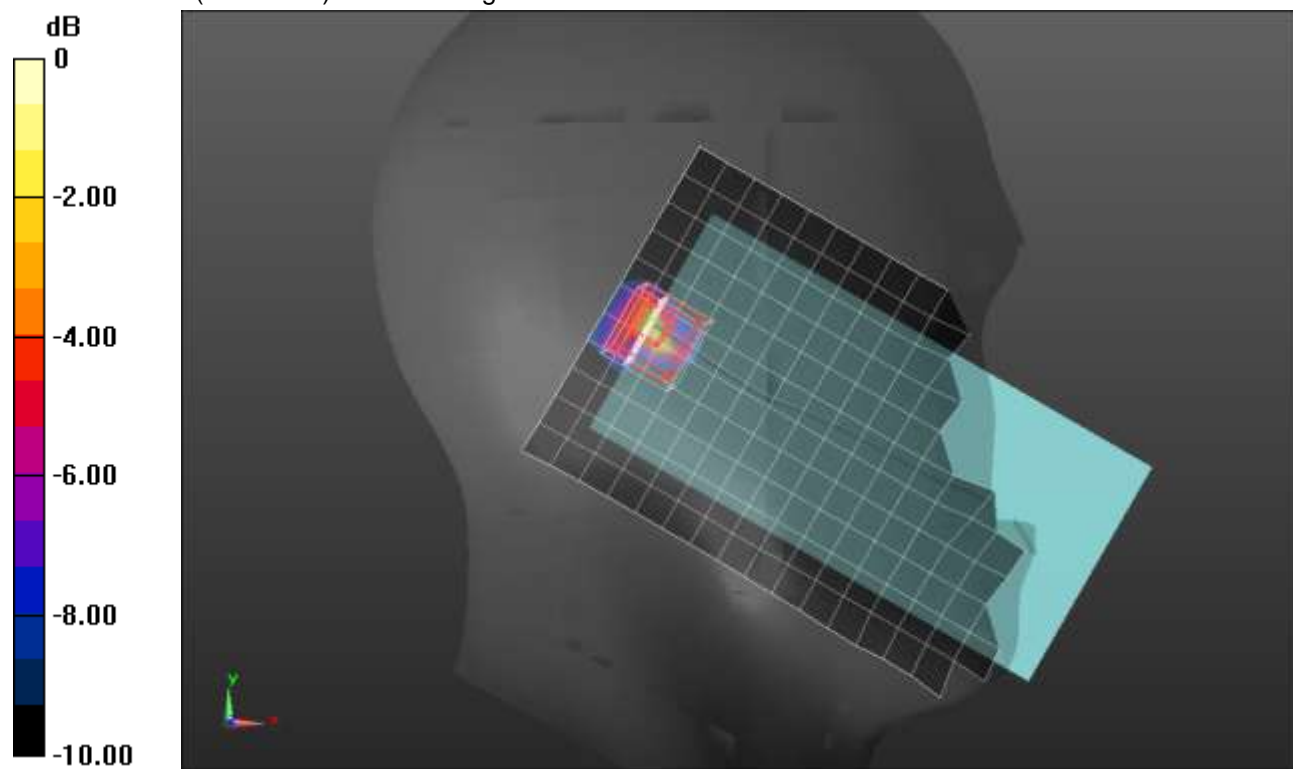
Frequency: 5775 MHz; Duty Cycle: 1:1; Room Ambient Temperature: 24.0°C; Liquid Temperature: 23.0°C
 Medium parameters used: $f = 5775 \text{ MHz}$; $\sigma = 5.378 \text{ S/m}$; $\epsilon_r = 36.425$; $\rho = 1000 \text{ kg/m}^3$

DASY5 Configuration:

- Area Scan Setting: Find Secondary Maximum Within: 2.0 dB and with a peak SAR value greater than 0.0012W/kg
- Electronics: DAE4 Sn1544; Calibrated: 1/27/2021
- Probe: EX3DV4 - SN7501; ConvF(5.15, 5.15, 5.15) @ 5775 MHz; Calibrated: 3/18/2021
- Sensor-Surface: 1.4mm (Mechanical Surface Detection)
- Phantom: Twin-SAM V5.0 (30deg probe tilt); Type: QD 000 P40 CD; Serial: 1831

LHS/Touch_802.11ac_VHT80_Ch 155/Area Scan (12x19x1): Measurement grid: dx=10mm, dy=10mm
 Maximum value of SAR (measured) = 0.377 W/kg

LHS/Touch_802.11ac_VHT80_Ch 155/Zoom Scan (7x7x12)/Cube 0: Measurement grid: dx=4mm, dy=4mm, dz=2mm
 Reference Value = 6.041 V/m; Power Drift = -0.19 dB
 Peak SAR (extrapolated) = 0.724 W/kg
SAR(1 g) = 0.163 W/kg; SAR(10 g) = 0.038 W/kg
 Smallest distance from peaks to all points 3 dB below = 5.1 mm
 Ratio of SAR at M2 to SAR at M1 = 54.7%
 Maximum value of SAR (measured) = 0.502 W/kg



0 dB = 0.502 W/kg = -2.99 dBW/kg

Wi-Fi 5.8GHz ANT 6 Cell On

Frequency: 5775 MHz; Duty Cycle: 1:1; Room Ambient Temperature: 24.0°C; Liquid Temperature: 23.0°C
 Medium parameters used: $f = 5775 \text{ MHz}$; $\sigma = 5.201 \text{ S/m}$; $\epsilon_r = 34.956$; $\rho = 1000 \text{ kg/m}^3$

DASY5 Configuration:

- Area Scan Setting: Find Secondary Maximum Within: 2.0 dB and with a peak SAR value greater than 0.0012W/kg
- Electronics: DAE4 Sn1544; Calibrated: 1/27/2021
- Probe: EX3DV4 - SN7501; ConvF(5.15, 5.15, 5.15) @ 5775 MHz; Calibrated: 3/18/2021
- Sensor-Surface: 1.4mm (Mechanical Surface Detection)
- Phantom: Twin-SAM V5.0 (20deg probe tilt); Type: QD000P40CD; Serial: 1629

Rear/802.11ac_VHT80_Ch 155/Area Scan (12x20x1): Measurement grid: dx=10mm, dy=10mm
 Maximum value of SAR (measured) = 0.554 W/kg

Rear/802.11ac_VHT80_Ch 155/Zoom Scan (7x7x12)/Cube 0: Measurement grid: dx=4mm, dy=4mm, dz=2mm

Reference Value = 10.24 V/m; Power Drift = 0.18 dB

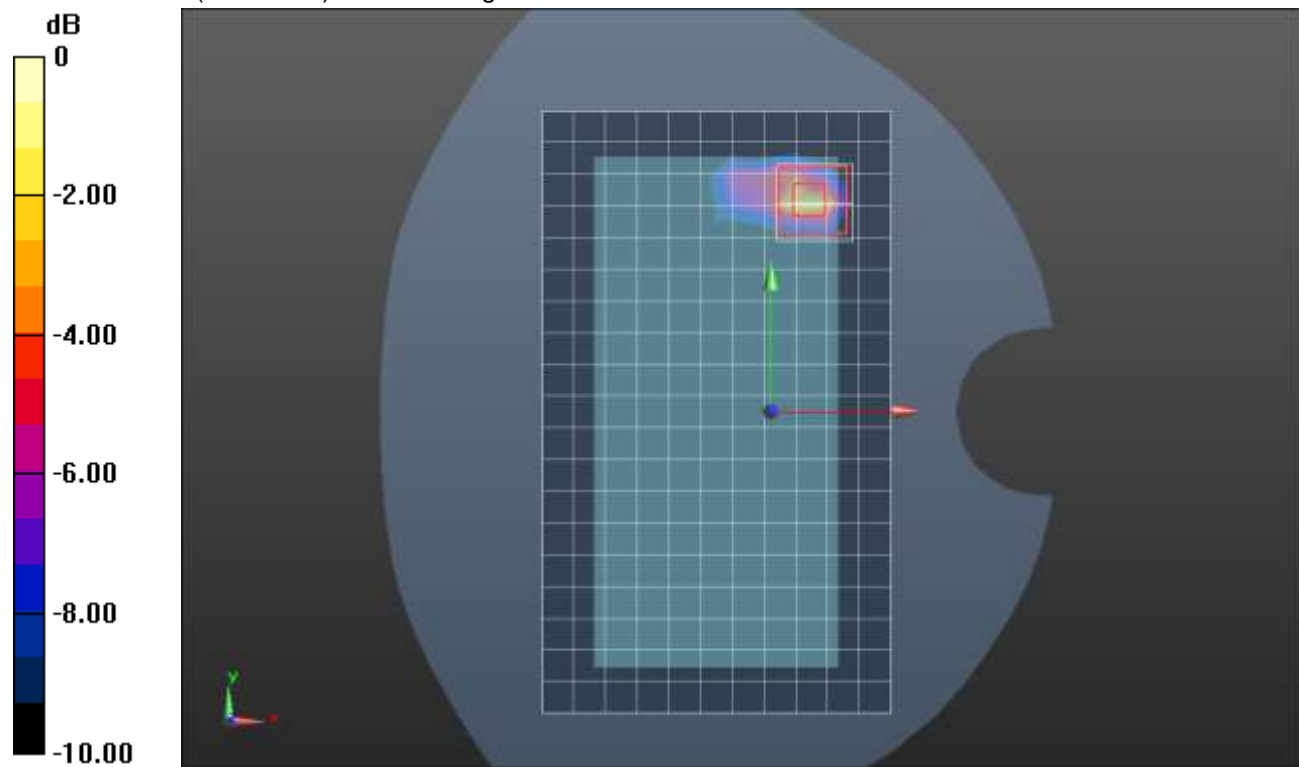
Peak SAR (extrapolated) = 1.32 W/kg

SAR(1 g) = 0.282 W/kg; SAR(10 g) = 0.065 W/kg

Smallest distance from peaks to all points 3 dB below = 4.3 mm

Ratio of SAR at M2 to SAR at M1 = 47.6%

Maximum value of SAR (measured) = 0.840 W/kg



0 dB = 0.840 W/kg = -0.76 dBW/kg

Bluetooth ANT 3 Plow

Frequency: 2441 MHz; Duty Cycle: 1:1; Room Ambient Temperature: 24.0°C; Liquid Temperature: 23.0°C
 Medium parameters used (interpolated): $f = 2441 \text{ MHz}$; $\sigma = 1.806 \text{ S/m}$; $\epsilon_r = 39.274$; $\rho = 1000 \text{ kg/m}^3$

DASY5 Configuration:

- Area Scan Setting: Find Secondary Maximum Within: 2.0 dB and with a peak SAR value greater than 0.0012W/kg
- Electronics: DAE4 Sn1540; Calibrated: 1/27/2021
- Probe: EX3DV4 - SN7500; ConvF(7.69, 7.69, 7.69) @ 2441 MHz; Calibrated: 3/18/2021
- Sensor-Surface: 1.4mm (Mechanical Surface Detection)
- Phantom: Twin-SAM V5.0 (30deg probe tilt); Type: QD 000 P40 CD; Serial: 1831

LHS/Touch_GFSK_ch 39/Area Scan (11x17x1): Measurement grid: dx=12mm, dy=12mm

[Info: Interpolated medium parameters used for SAR evaluation.](#)

Maximum value of SAR (measured) = 0.0499 W/kg

LHS/Touch_GFSK_ch 39/Zoom Scan (7x7x7)/Cube 0: Measurement grid: dx=5mm, dy=5mm, dz=5mm

Reference Value = 4.960 V/m; Power Drift = 0.19 dB

Peak SAR (extrapolated) = 0.0630 W/kg

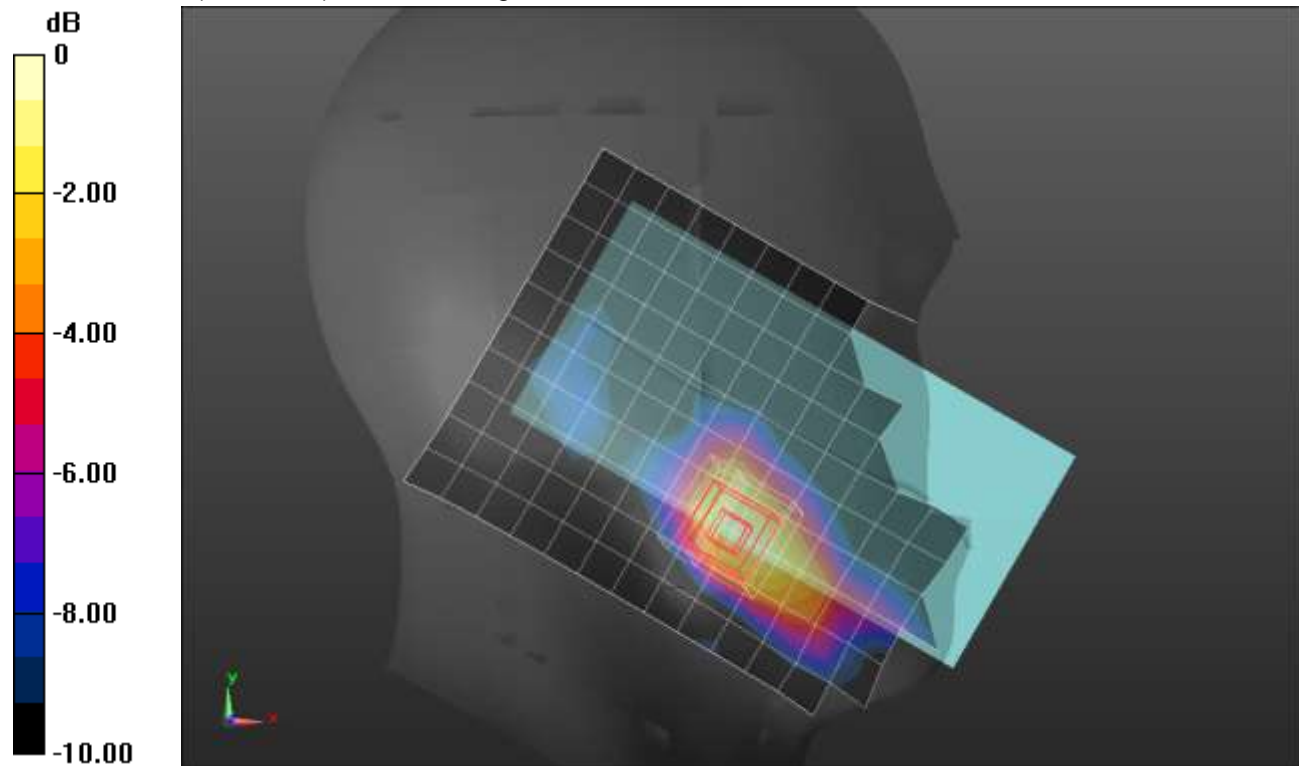
SAR(1 g) = 0.035 W/kg; SAR(10 g) = 0.018 W/kg

Smallest distance from peaks to all points 3 dB below: Larger than measurement grid

Ratio of SAR at M2 to SAR at M1 = 56.2%

[Info: Interpolated medium parameters used for SAR evaluation.](#)

Maximum value of SAR (measured) = 0.0524 W/kg



0 dB = 0.0524 W/kg = -12.81 dBW/kg

Bluetooth ANT 3 Plow

Frequency: 2441 MHz; Duty Cycle: 1:1; Room Ambient Temperature: 24.0°C; Liquid Temperature: 23.0°C
 Medium parameters used (interpolated): $f = 2441 \text{ MHz}$; $\sigma = 1.729 \text{ S/m}$; $\epsilon_r = 37.417$; $\rho = 1000 \text{ kg/m}^3$

DASY5 Configuration:

- Area Scan Setting: Find Secondary Maximum Within: 2.0 dB and with a peak SAR value greater than 0.0012W/kg
- Electronics: DAE4 Sn1540; Calibrated: 1/27/2021
- Probe: EX3DV4 - SN7500; ConvF(7.69, 7.69, 7.69) @ 2441 MHz; Calibrated: 3/18/2021
- Sensor-Surface: 1.4mm (Mechanical Surface Detection)
- Phantom: Twin-SAM V5.0 (30deg probe tilt); Type: QD 000 P40 CD; Serial: 1831

Rear/GFSK DH5_ch 39/Area Scan (10x16x1): Measurement grid: dx=12mm, dy=12mm

[Info: Interpolated medium parameters used for SAR evaluation.](#)

Maximum value of SAR (measured) = 0.113 W/kg

Rear/GFSK DH5_ch 39/Zoom Scan (7x7x7)/Cube 0: Measurement grid: dx=5mm, dy=5mm, dz=5mm

Reference Value = 6.182 V/m; Power Drift = 0.02 dB

Peak SAR (extrapolated) = 0.177 W/kg

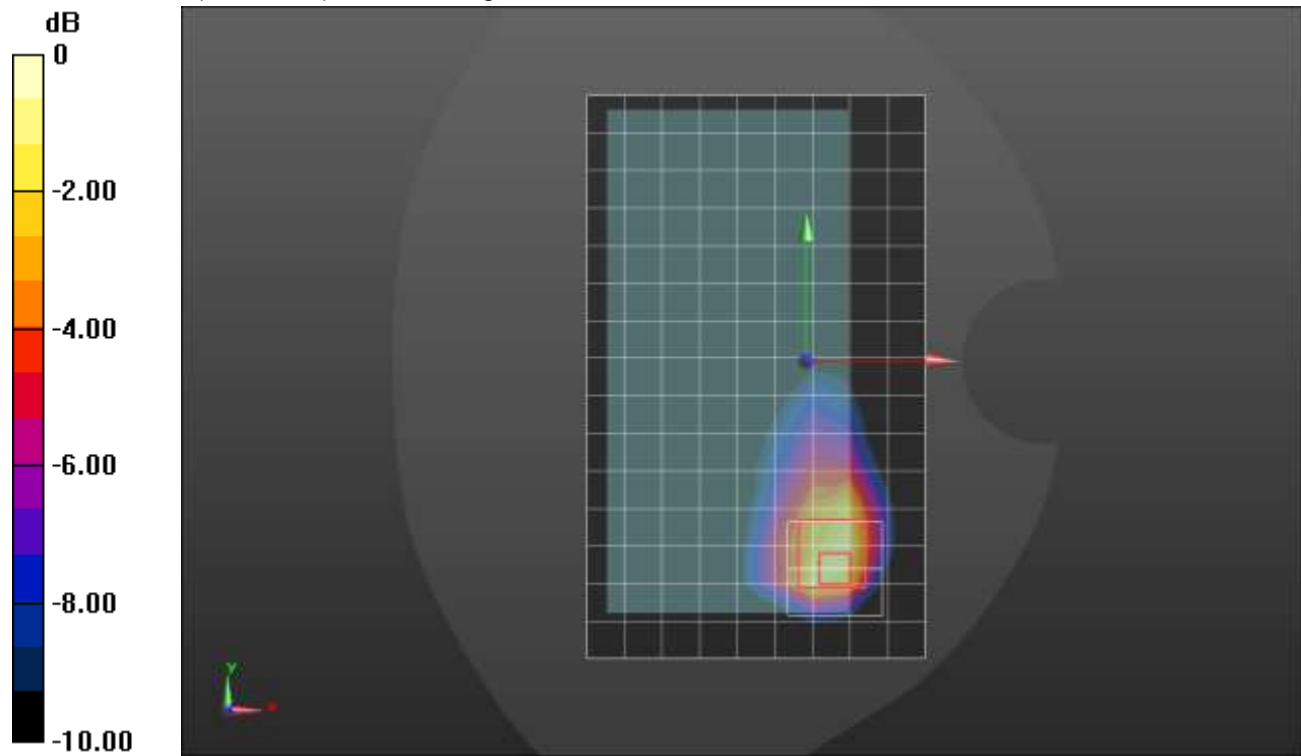
SAR(1 g) = 0.068 W/kg; SAR(10 g) = 0.032 W/kg

Smallest distance from peaks to all points 3 dB below = 7.1 mm

Ratio of SAR at M2 to SAR at M1 = 39.5%

[Info: Interpolated medium parameters used for SAR evaluation.](#)

Maximum value of SAR (measured) = 0.127 W/kg



0 dB = 0.127 W/kg = -8.96 dBW/kg

Bluetooth ANT 3 Phigh

Frequency: 2441 MHz; Duty Cycle: 1:1; Room Ambient Temperature: 24.0°C; Liquid Temperature: 23.0°C
 Medium parameters used (interpolated): $f = 2441 \text{ MHz}$; $\sigma = 1.801 \text{ S/m}$; $\epsilon_r = 37.541$; $\rho = 1000 \text{ kg/m}^3$

DASY5 Configuration:

- Area Scan Setting: Find Secondary Maximum Within: 2.0 dB and with a peak SAR value greater than 0.0012W/kg
- Electronics: DAE4 Sn1540; Calibrated: 1/27/2021
- Probe: EX3DV4 - SN7500; ConvF(7.69, 7.69, 7.69) @ 2441 MHz; Calibrated: 3/18/2021
- Sensor-Surface: 1.4mm (Mechanical Surface Detection)
- Phantom: Twin-SAM V5.0 (30deg probe tilt); Type: QD 000 P40 CE; Serial: xxxx

LHS/Touch_GFSK_ch 39/Area Scan (11x16x1): Measurement grid: dx=12mm, dy=12mm

[Info: Interpolated medium parameters used for SAR evaluation.](#)

Maximum value of SAR (measured) = 0.186 W/kg

LHS/Touch_GFSK_ch 39/Zoom Scan (7x7x7)/Cube 0: Measurement grid: dx=5mm, dy=5mm, dz=5mm

Reference Value = 9.220 V/m; Power Drift = -0.07 dB

Peak SAR (extrapolated) = 0.225 W/kg

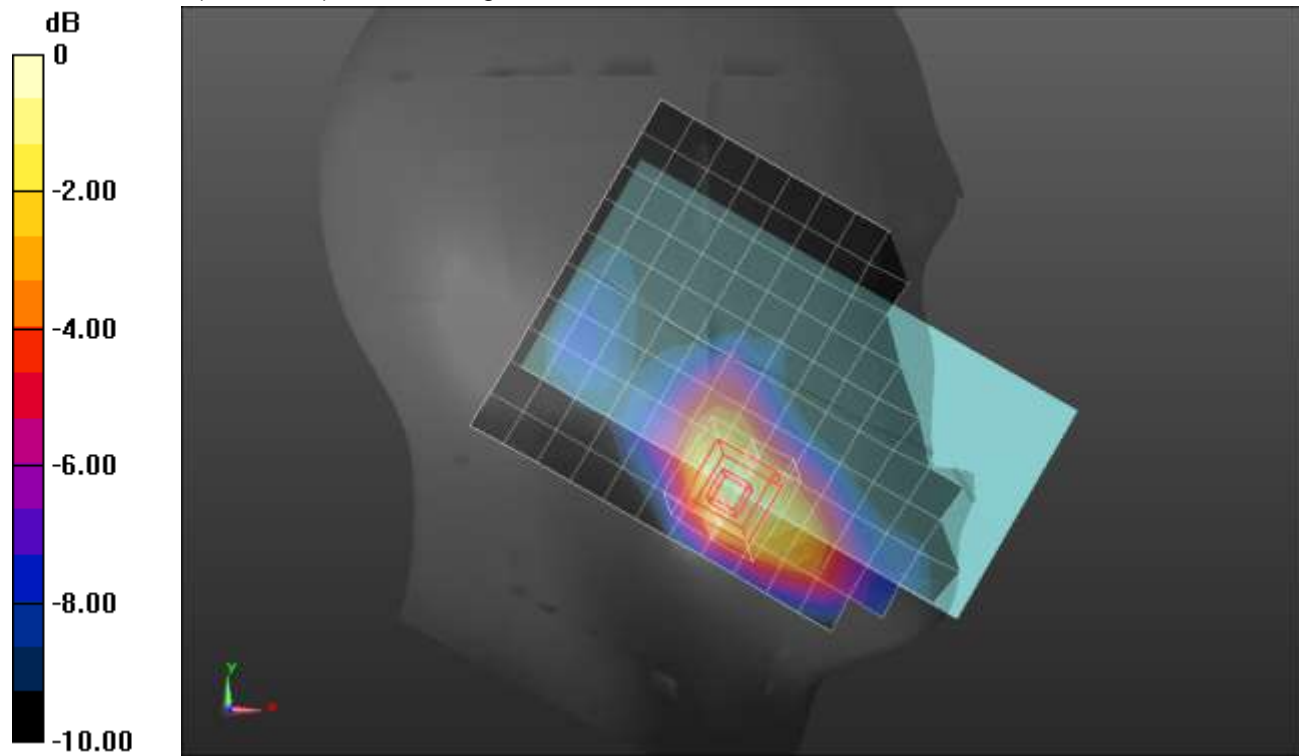
SAR(1 g) = 0.127 W/kg; SAR(10 g) = 0.068 W/kg

Smallest distance from peaks to all points 3 dB below = 11 mm

Ratio of SAR at M2 to SAR at M1 = 56.9%

[Info: Interpolated medium parameters used for SAR evaluation.](#)

Maximum value of SAR (measured) = 0.188 W/kg



0 dB = 0.188 W/kg = -7.26 dBW/kg

Bluetooth ANT 3 Phigh

Frequency: 2441 MHz; Duty Cycle: 1:1; Room Ambient Temperature: 24.0°C; Liquid Temperature: 23.0°C
 Medium parameters used (interpolated): $f = 2441$ MHz; $\sigma = 1.729$ S/m; $\epsilon_r = 37.417$; $\rho = 1000$ kg/m³

DASY5 Configuration:

- Area Scan Setting: Find Secondary Maximum Within: 2.0 dB and with a peak SAR value greater than 0.0012W/kg
- Electronics: DAE4 Sn1540; Calibrated: 1/27/2021
- Probe: EX3DV4 - SN7500; ConvF(7.69, 7.69, 7.69) @ 2441 MHz; Calibrated: 3/18/2021
- Sensor-Surface: 1.4mm (Mechanical Surface Detection)
- Phantom: Twin-SAM V5.0 (30deg probe tilt); Type: QD 000 P40 CD; Serial: 1831

Rear/GFSK DH5_ch 39 /Area Scan (10x17x1): Measurement grid: dx=12mm, dy=12mm

[Info: Interpolated medium parameters used for SAR evaluation.](#)

Maximum value of SAR (measured) = 0.200 W/kg

Rear/GFSK DH5_ch 39 /Zoom Scan (7x7x7)/Cube 0: Measurement grid: dx=5mm, dy=5mm, dz=5mm

Reference Value = 9.939 V/m; Power Drift = -0.02 dB

Peak SAR (extrapolated) = 0.307 W/kg

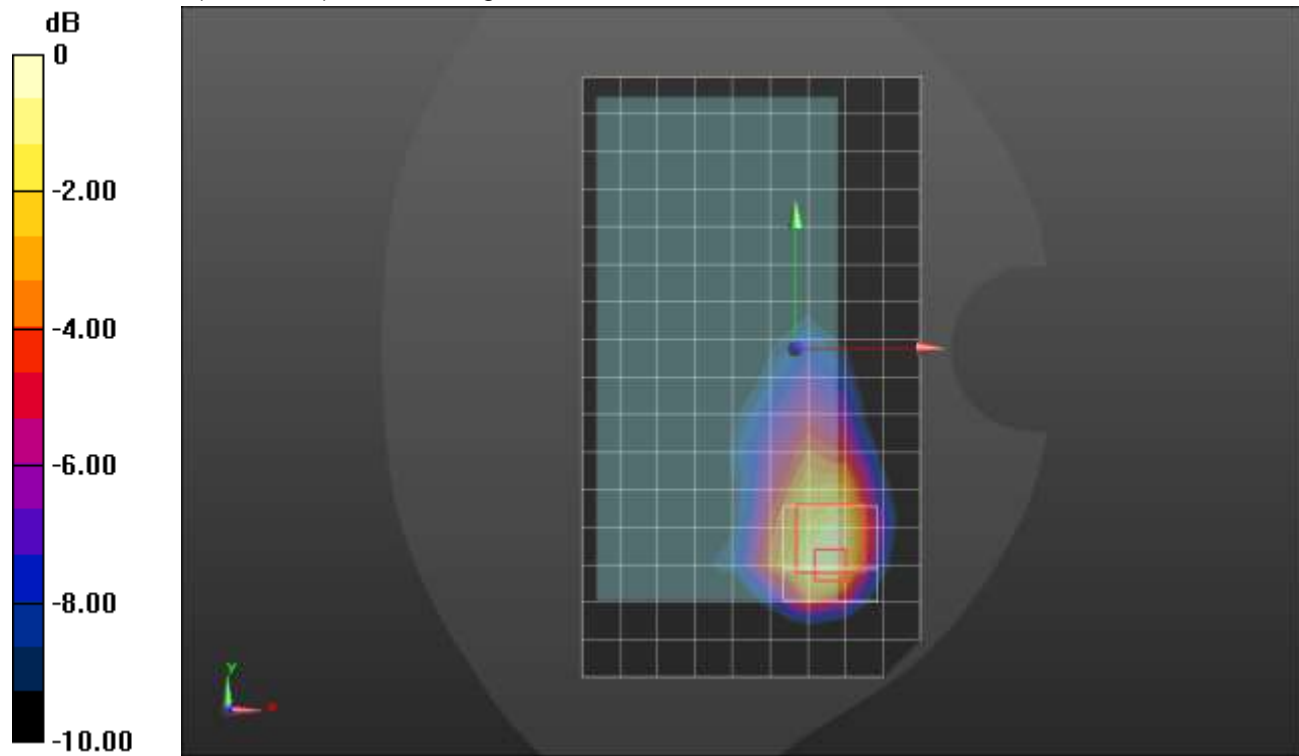
SAR(1 g) = 0.121 W/kg; SAR(10 g) = 0.060 W/kg

Smallest distance from peaks to all points 3 dB below = 8.9 mm

Ratio of SAR at M2 to SAR at M1 = 38.4%

[Info: Interpolated medium parameters used for SAR evaluation.](#)

Maximum value of SAR (measured) = 0.226 W/kg



0 dB = 0.226 W/kg = -6.46 dBW/kg

Bluetooth ANT 3 Phigh

Frequency: 2441 MHz; Duty Cycle: 1:1; Room Ambient Temperature: 24.0°C; Liquid Temperature: 23.0°C
 Medium parameters used (interpolated): $f = 2441 \text{ MHz}$; $\sigma = 1.729 \text{ S/m}$; $\epsilon_r = 37.417$; $\rho = 1000 \text{ kg/m}^3$

DASY5 Configuration:

- Area Scan Setting: Find Secondary Maximum Within: 2.0 dB and with a peak SAR value greater than 0.0012W/kg
- Electronics: DAE4 Sn1540; Calibrated: 1/27/2021
- Probe: EX3DV4 - SN7500; ConvF(7.69, 7.69, 7.69) @ 2441 MHz; Calibrated: 3/18/2021
- Sensor-Surface: 2.5mm (Mechanical Surface Detection)
- Phantom: Twin-SAM V5.0 (30deg probe tilt); Type: QD 000 P40 CD; Serial: 1831

Edge 4/GFSK_ch 39/Area Scan (8x18x1): Measurement grid: dx=12mm, dy=12mm

[Info: Interpolated medium parameters used for SAR evaluation.](#)

Maximum value of SAR (measured) = 0.301 W/kg

Edge 4/GFSK_ch 39/Zoom Scan (7x7x7)/Cube 0: Measurement grid: dx=5mm, dy=5mm, dz=5mm

Reference Value = 13.28 V/m; Power Drift = -0.17 dB

Peak SAR (extrapolated) = 0.777 W/kg

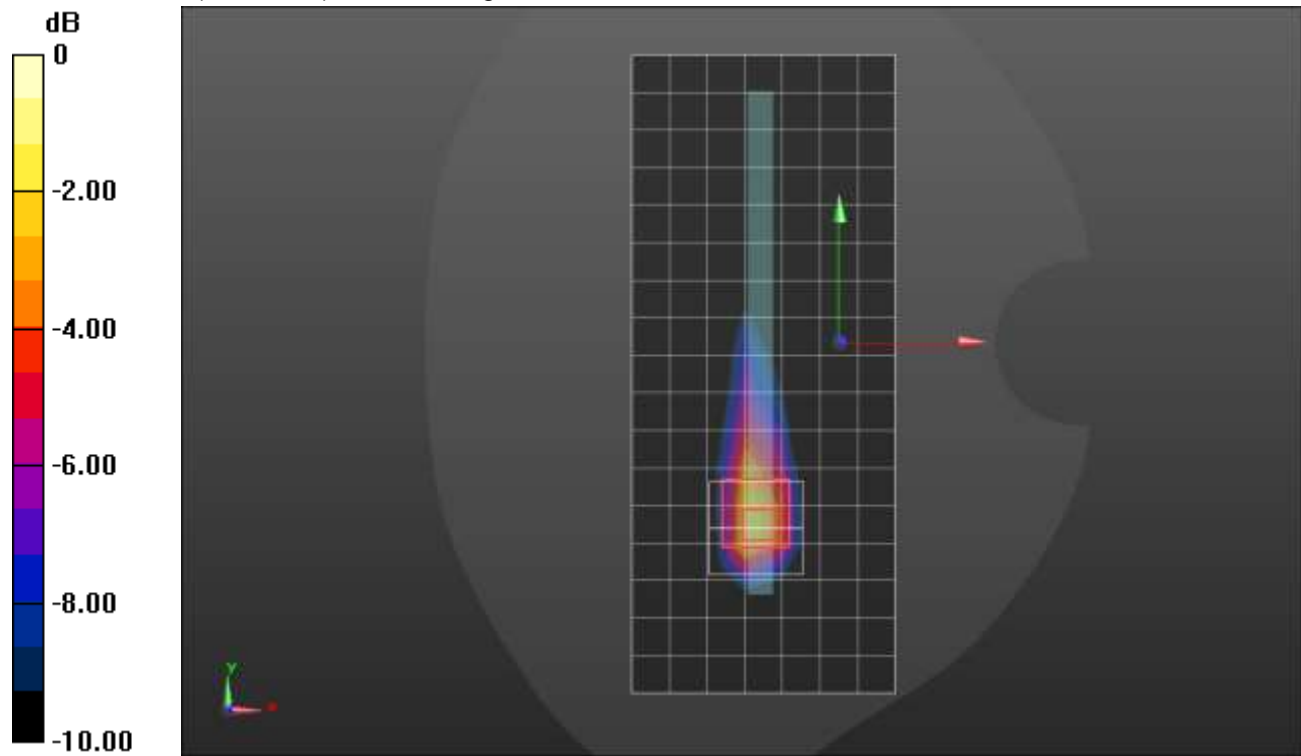
SAR(1 g) = 0.266 W/kg; SAR(10 g) = 0.104 W/kg

Smallest distance from peaks to all points 3 dB below = 7 mm

Ratio of SAR at M2 to SAR at M1 = 37.4%

[Info: Interpolated medium parameters used for SAR evaluation.](#)

Maximum value of SAR (measured) = 0.423 W/kg



0 dB = 0.423 W/kg = -3.74 dBW/kg

Bluetooth ANT 3 Pstandalone

Frequency: 2441 MHz; Duty Cycle: 1:1; Room Ambient Temperature: 24.0°C; Liquid Temperature: 23.0°C
 Medium parameters used (interpolated): $f = 2441 \text{ MHz}$; $\sigma = 1.801 \text{ S/m}$; $\epsilon_r = 37.541$; $\rho = 1000 \text{ kg/m}^3$

DASY5 Configuration:

- Area Scan Setting: Find Secondary Maximum Within: 2.0 dB and with a peak SAR value greater than 0.0012W/kg
- Electronics: DAE4 Sn1540; Calibrated: 1/27/2021
- Probe: EX3DV4 - SN7500; ConvF(7.69, 7.69, 7.69) @ 2441 MHz; Calibrated: 3/18/2021
- Sensor-Surface: 1.4mm (Mechanical Surface Detection)
- Phantom: Twin-SAM V5.0 (30deg probe tilt); Type: QD 000 P40 CE; Serial: xxxx

LHS/Touch_GFSK_ch 39/Area Scan (11x16x1): Measurement grid: dx=12mm, dy=12mm

[Info: Interpolated medium parameters used for SAR evaluation.](#)

Maximum value of SAR (measured) = 0.186 W/kg

LHS/Touch_GFSK_ch 39/Zoom Scan (7x7x7)/Cube 0: Measurement grid: dx=5mm, dy=5mm, dz=5mm

Reference Value = 9.220 V/m; Power Drift = -0.07 dB

Peak SAR (extrapolated) = 0.225 W/kg

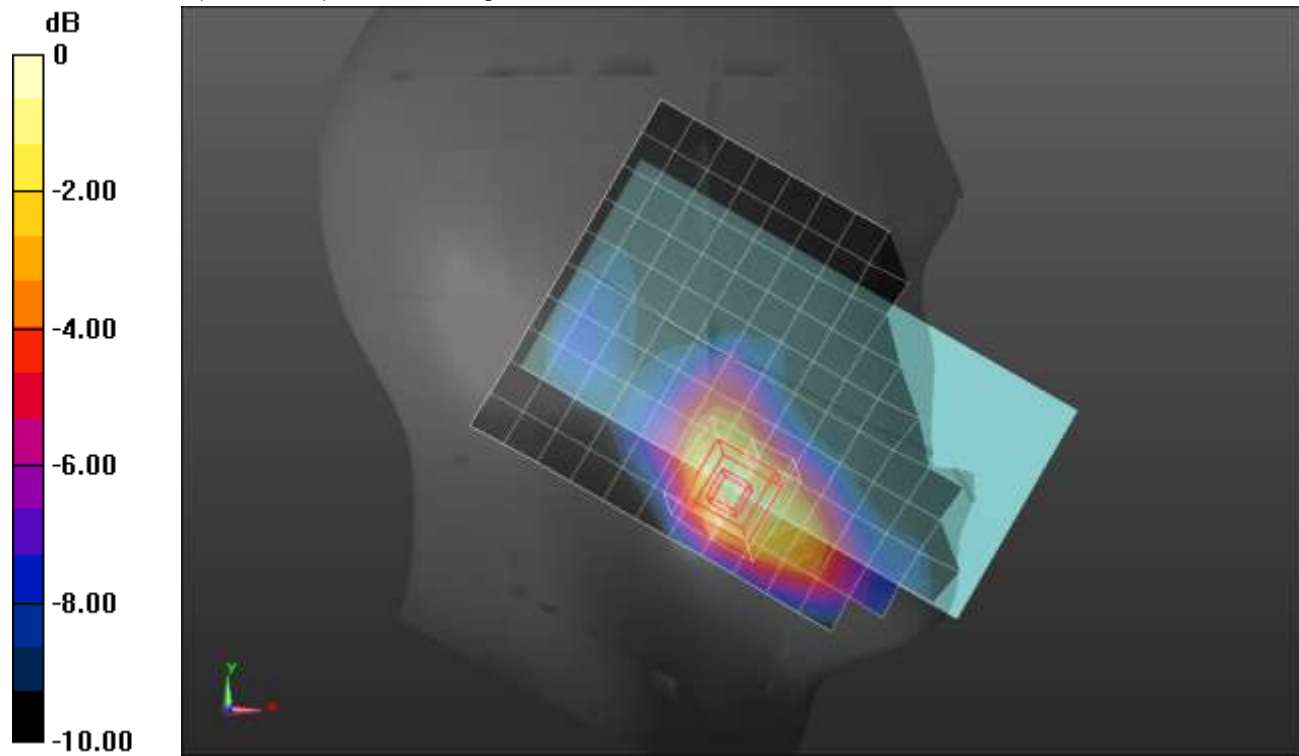
SAR(1 g) = 0.127 W/kg; SAR(10 g) = 0.068 W/kg

Smallest distance from peaks to all points 3 dB below = 11 mm

Ratio of SAR at M2 to SAR at M1 = 56.9%

[Info: Interpolated medium parameters used for SAR evaluation.](#)

Maximum value of SAR (measured) = 0.188 W/kg



0 dB = 0.188 W/kg = -7.26 dBW/kg

Bluetooth ANT 3 Pstandalone

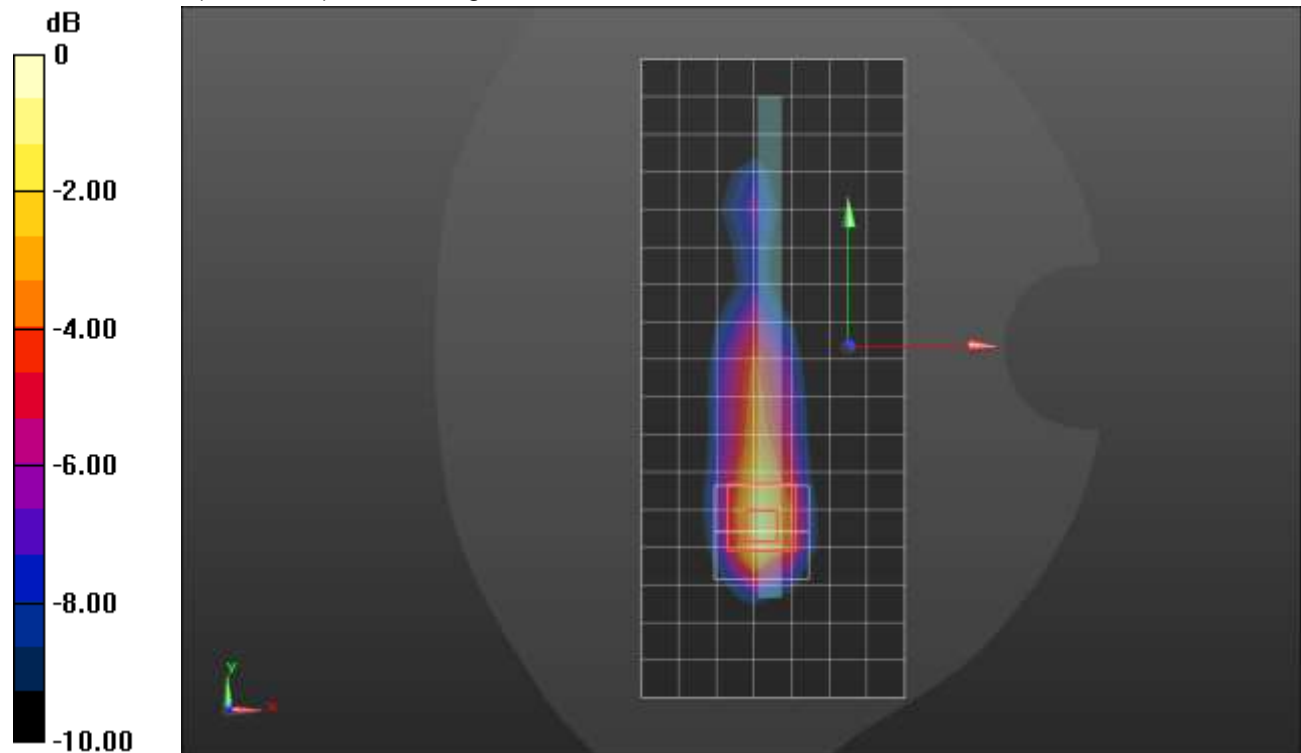
Frequency: 2402 MHz; Duty Cycle: 1:1; Room Ambient Temperature: 24.0°C; Liquid Temperature: 23.0°C
 Medium parameters used (interpolated): $f = 2402$ MHz; $\sigma = 1.738$ S/m; $\epsilon_r = 37.951$; $\rho = 1000$ kg/m³

DASY5 Configuration:

- Area Scan Setting: Find Secondary Maximum Within: 2.0 dB and with a peak SAR value greater than 0.0012W/kg
- Electronics: DAE4 Sn1540; Calibrated: 1/27/2021
- Probe: EX3DV4 - SN7500; ConvF(7.69, 7.69, 7.69) @ 2402 MHz; Calibrated: 3/18/2021
- Sensor-Surface: 2.5mm (Mechanical Surface Detection)
- Phantom: Twin-SAM V5.0 (30deg probe tilt); Type: QD 000 P40 CE; Serial: xxxx

Edge 4/GFSK_ch 0/Area Scan (8x18x1): Measurement grid: dx=12mm, dy=12mm
 Maximum value of SAR (measured) = 0.996 W/kg

Edge 4/GFSK_ch 0/Zoom Scan (7x7x7)/Cube 0: Measurement grid: dx=5mm, dy=5mm, dz=5mm
 Reference Value = 24.23 V/m; Power Drift = 0.00 dB
 Peak SAR (extrapolated) = 1.83 W/kg
SAR(1 g) = 0.768 W/kg; SAR(10 g) = 0.338 W/kg
 Smallest distance from peaks to all points 3 dB below = 8.2 mm
 Ratio of SAR at M2 to SAR at M1 = 42.2%
 Maximum value of SAR (measured) = 1.15 W/kg



0 dB = 1.15 W/kg = 0.61 dBW/kg

Bluetooth ANT 4 Plow

Frequency: 2441 MHz; Duty Cycle: 1:1; Room Ambient Temperature: 24.0°C; Liquid Temperature: 23.0°C
 Medium parameters used (interpolated): $f = 2441 \text{ MHz}$; $\sigma = 1.775 \text{ S/m}$; $\epsilon_r = 37.817$; $\rho = 1000 \text{ kg/m}^3$

DASY5 Configuration:

- Area Scan Setting: Find Secondary Maximum Within: 2.0 dB and with a peak SAR value greater than 0.0012W/kg
- Electronics: DAE4 Sn1540; Calibrated: 1/27/2021
- Probe: EX3DV4 - SN7500; ConvF(7.69, 7.69, 7.69) @ 2441 MHz; Calibrated: 3/18/2021
- Sensor-Surface: 1.4mm (Mechanical Surface Detection (Locations From Previous Scan Used)), Sensor-Surface: 1.4mm (Mechanical Surface Detection)
- Phantom: Twin-SAM V5.0 (30deg probe tilt); Type: QD 000 P40 CE; Serial: xxxx

LHS/Touch_GFSK_ch 39/Area Scan (11x16x1): Measurement grid: dx=12mm, dy=12mm

Maximum value of SAR (measured) = 0.0835 W/kg

LHS/Touch_GFSK_ch 39/Zoom Scan (7x7x7)/Cube 0: Measurement grid: dx=5mm, dy=5mm, dz=5mm

Reference Value = 6.424 V/m; Power Drift = 0.14 dB


Peak SAR (extrapolated) = 0.145 W/kg

SAR(1 g) = 0.056 W/kg; SAR(10 g) = 0.028 W/kg

Smallest distance from peaks to all points 3 dB below = 7.9 mm

Ratio of SAR at M2 to SAR at M1 = 35.8%

Maximum value of SAR (measured) = 0.106 W/kg



0 dB = 0.106 W/kg = -9.75 dBW/kg

Bluetooth ANT 4 Plow

Frequency: 2441 MHz; Duty Cycle: 1:1; Room Ambient Temperature: 24.0°C; Liquid Temperature: 23.0°C
 Medium parameters used (interpolated): $f = 2441$ MHz; $\sigma = 1.729$ S/m; $\epsilon_r = 37.417$; $\rho = 1000$ kg/m³

DASY5 Configuration:

- Area Scan Setting: Find Secondary Maximum Within: 2.0 dB and with a peak SAR value greater than 0.0012W/kg
- Electronics: DAE4 Sn1540; Calibrated: 1/27/2021
- Probe: EX3DV4 - SN7500; ConvF(7.69, 7.69, 7.69) @ 2441 MHz; Calibrated: 3/18/2021
- Sensor-Surface: 1.4mm (Mechanical Surface Detection)
- Phantom: Twin-SAM V5.0 (30deg probe tilt); Type: QD 000 P40 CD; Serial: 1831

Rear/GFSK DH5_ch 39/Area Scan (10x16x1): Measurement grid: dx=12mm, dy=12mm

[Info: Interpolated medium parameters used for SAR evaluation.](#)

Maximum value of SAR (measured) = 0.0895 W/kg

Rear/GFSK DH5_ch 39/Zoom Scan (7x7x7)/Cube 0: Measurement grid: dx=5mm, dy=5mm, dz=5mm

Reference Value = 6.480 V/m; Power Drift = -0.04 dB

Peak SAR (extrapolated) = 0.145 W/kg

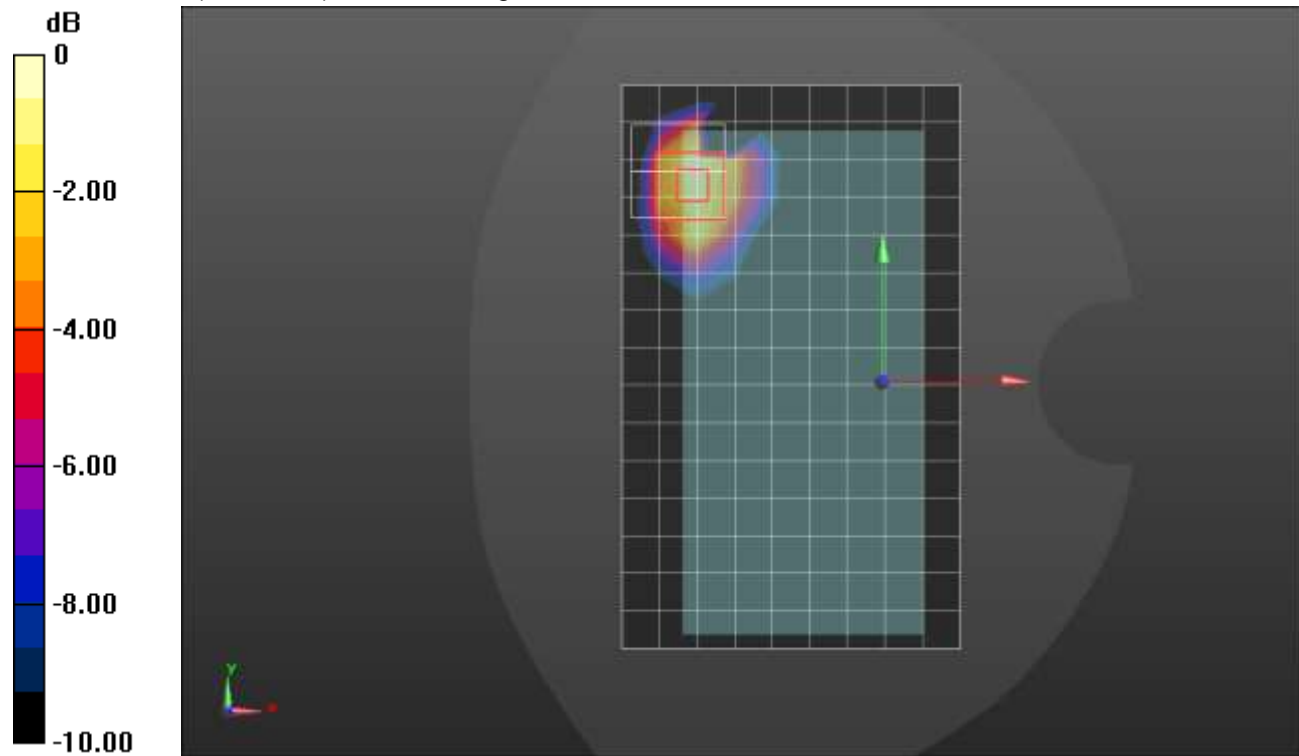
SAR(1 g) = 0.057 W/kg; SAR(10 g) = 0.027 W/kg

Smallest distance from peaks to all points 3 dB below = 3 mm

Ratio of SAR at M2 to SAR at M1 = 36.3%

[Info: Interpolated medium parameters used for SAR evaluation.](#)

Maximum value of SAR (measured) = 0.0960 W/kg



0 dB = 0.0960 W/kg = -10.18 dBW/kg

Bluetooth ANT 4 Phigh

Frequency: 2441 MHz; Duty Cycle: 1:1; Room Ambient Temperature: 24.0°C; Liquid Temperature: 23.0°C
 Medium parameters used (interpolated): $f = 2441$ MHz; $\sigma = 1.73$ S/m; $\epsilon_r = 37.468$; $\rho = 1000$ kg/m³

DASY5 Configuration:

- Area Scan Setting: Find Secondary Maximum Within: 2.0 dB and with a peak SAR value greater than 0.0012W/kg
- Electronics: DAE4 Sn1540; Calibrated: 1/27/2021
- Probe: EX3DV4 - SN7500; ConvF(7.69, 7.69, 7.69) @ 2441 MHz; Calibrated: 3/18/2021
- Sensor-Surface: 1.4mm (Mechanical Surface Detection)
- Phantom: Twin-SAM V5.0 (30deg probe tilt); Type: QD 000 P40 CE; Serial: xxxx

LHS/Touch_GFSK_ch 39/Area Scan (11x17x1): Measurement grid: dx=12mm, dy=12mm

[Info: Interpolated medium parameters used for SAR evaluation.](#)

Maximum value of SAR (measured) = 0.417 W/kg

LHS/Touch_GFSK_ch 39/Zoom Scan (7x7x7)/Cube 0: Measurement grid: dx=5mm, dy=5mm, dz=5mm

Reference Value = 14.66 V/m; Power Drift = -0.09 dB

Peak SAR (extrapolated) = 0.783 W/kg


SAR(1 g) = 0.287 W/kg; SAR(10 g) = 0.140 W/kg

Smallest distance from peaks to all points 3 dB below = 6.4 mm

Ratio of SAR at M2 to SAR at M1 = 34.7%

[Info: Interpolated medium parameters used for SAR evaluation.](#)

Maximum value of SAR (measured) = 0.566 W/kg



0 dB = 0.566 W/kg = -2.47 dBW/kg

Bluetooth ANT 4 Phigh

Frequency: 2441 MHz; Duty Cycle: 1:1; Room Ambient Temperature: 24.0°C; Liquid Temperature: 23.0°C
 Medium parameters used (interpolated): $f = 2441 \text{ MHz}$; $\sigma = 1.729 \text{ S/m}$; $\epsilon_r = 37.417$; $\rho = 1000 \text{ kg/m}^3$

DASY5 Configuration:

- Area Scan Setting: Find Secondary Maximum Within: 2.0 dB and with a peak SAR value greater than 0.0012W/kg
- Electronics: DAE4 Sn1540; Calibrated: 1/27/2021
- Probe: EX3DV4 - SN7500; ConvF(7.69, 7.69, 7.69) @ 2441 MHz; Calibrated: 3/18/2021
- Sensor-Surface: 1.4mm (Mechanical Surface Detection)
- Phantom: Twin-SAM V5.0 (30deg probe tilt); Type: QD 000 P40 CD; Serial: 1831

Rear/GFSK DH5_ch 39/Area Scan (10x16x1): Measurement grid: dx=12mm, dy=12mm

[Info: Interpolated medium parameters used for SAR evaluation.](#)

Maximum value of SAR (measured) = 0.188 W/kg

Rear/GFSK DH5_ch 39/Zoom Scan (7x7x7)/Cube 0: Measurement grid: dx=5mm, dy=5mm, dz=5mm

Reference Value = 9.105 V/m; Power Drift = 0.18 dB

Peak SAR (extrapolated) = 0.360 W/kg

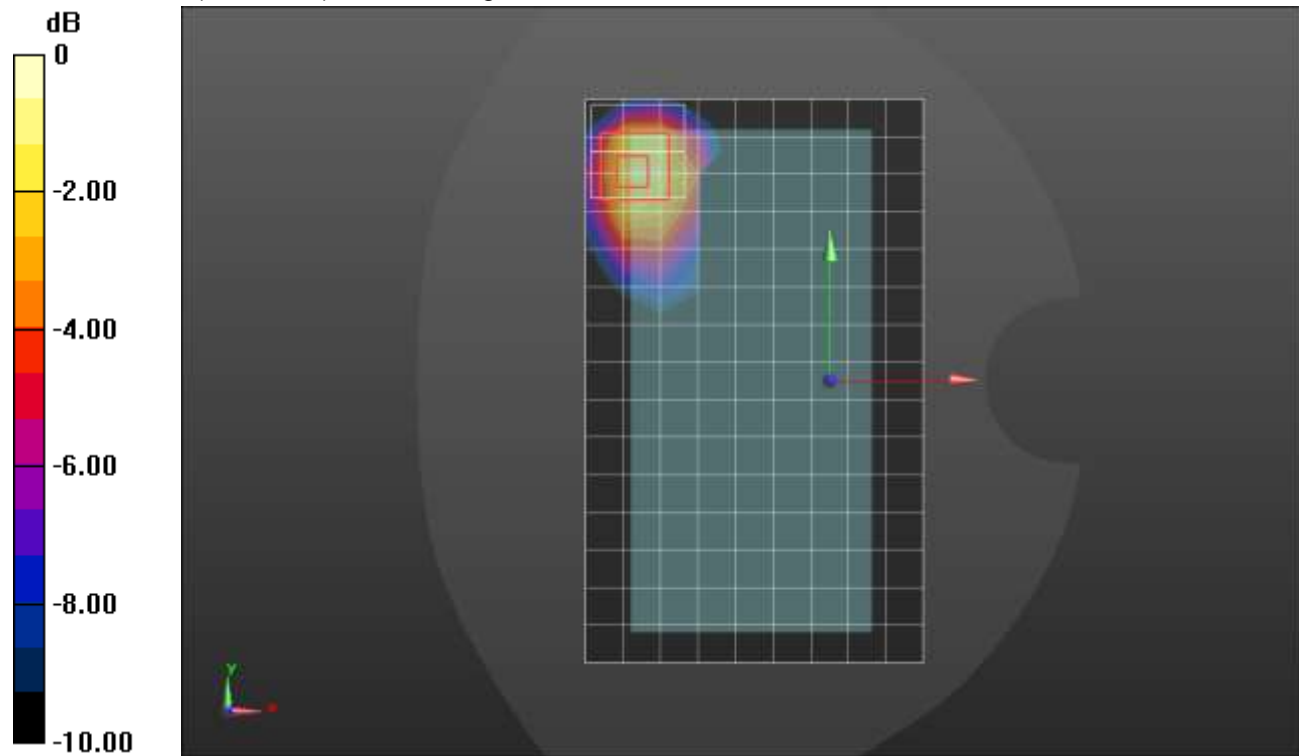
SAR(1 g) = 0.139 W/kg; SAR(10 g) = 0.067 W/kg

Smallest distance from peaks to all points 3 dB below = 9.2 mm

Ratio of SAR at M2 to SAR at M1 = 34.5%

[Info: Interpolated medium parameters used for SAR evaluation.](#)

Maximum value of SAR (measured) = 0.249 W/kg



0 dB = 0.249 W/kg = -6.04 dBW/kg

Bluetooth ANT 4 Phigh

Frequency: 2441 MHz; Duty Cycle: 1:1; Room Ambient Temperature: 24.0°C; Liquid Temperature: 23.0°C
 Medium parameters used (interpolated): $f = 2441 \text{ MHz}$; $\sigma = 1.838 \text{ S/m}$; $\epsilon_r = 37.749$; $\rho = 1000 \text{ kg/m}^3$

DASY5 Configuration:

- Area Scan Setting: Find Secondary Maximum Within: 2.0 dB and with a peak SAR value greater than 0.0012W/kg
- Electronics: DAE4 Sn1540; Calibrated: 1/27/2021
- Probe: EX3DV4 - SN7500; ConvF(7.69, 7.69, 7.69) @ 2441 MHz; Calibrated: 3/18/2021
- Sensor-Surface: 2.5mm (Mechanical Surface Detection)
- Phantom: Twin-SAM V5.0 (30deg probe tilt); Type: QD 000 P40 CD; Serial: 1831

Edge 2/GFSK_ch 39/Area Scan (7x18x1): Measurement grid: dx=12mm, dy=12mm

[Info: Interpolated medium parameters used for SAR evaluation.](#)

Maximum value of SAR (measured) = 0.304 W/kg

Edge 2/GFSK_ch 39/Zoom Scan (7x7x7)/Cube 0: Measurement grid: dx=5mm, dy=5mm, dz=5mm

Reference Value = 12.84 V/m; Power Drift = -0.14 dB

Peak SAR (extrapolated) = 0.675 W/kg

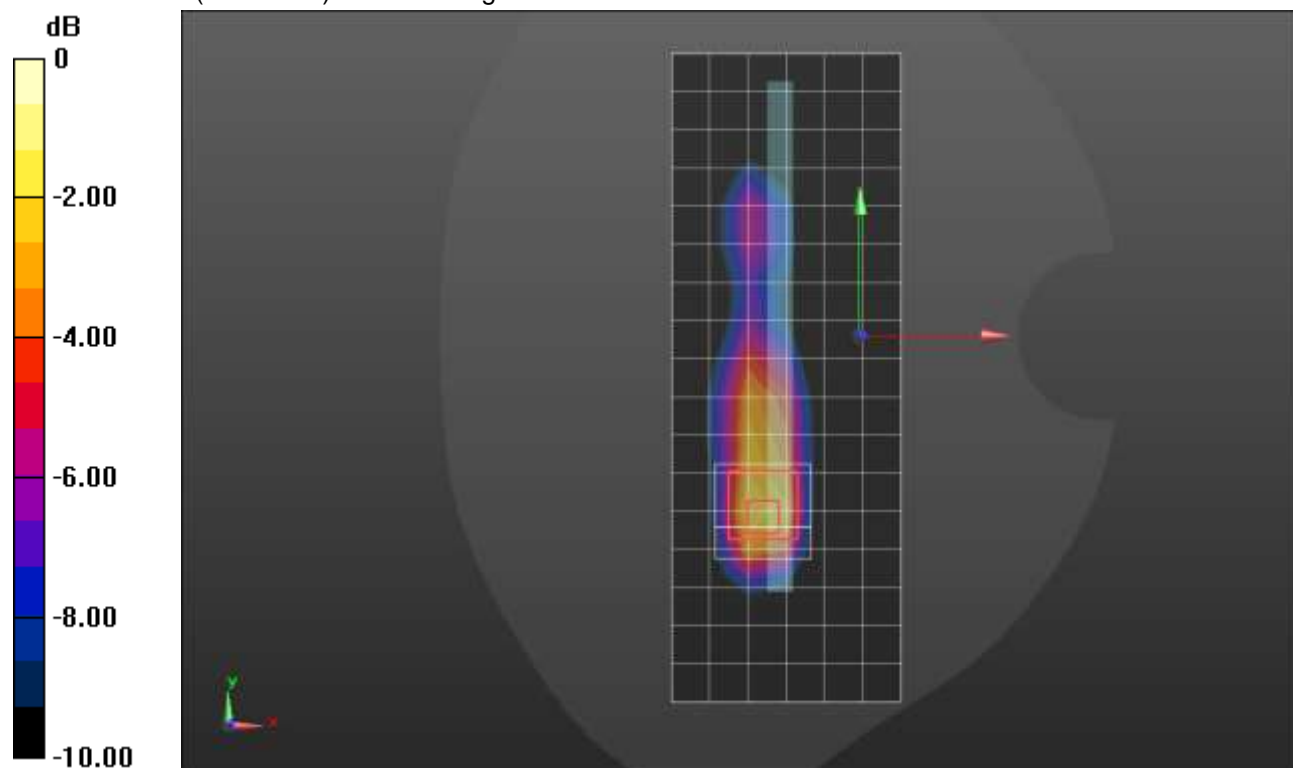
SAR(1 g) = 0.262 W/kg; SAR(10 g) = 0.110 W/kg

Smallest distance from peaks to all points 3 dB below = 8 mm

Ratio of SAR at M2 to SAR at M1 = 38.9%

[Info: Interpolated medium parameters used for SAR evaluation.](#)

Maximum value of SAR (measured) = 0.397 W/kg



0 dB = 0.397 W/kg = -4.01 dBW/kg

Bluetooth ANT 4 Pstandalone

Frequency: 2480 MHz; Duty Cycle: 1:1; Room Ambient Temperature: 24.0°C; Liquid Temperature: 23.0°C

Medium parameters used: $f = 2480$ MHz; $\sigma = 1.813$ S/m; $\epsilon_r = 37.619$; $\rho = 1000$ kg/m³

DASY5 Configuration:

- Area Scan Setting: Find Secondary Maximum Within: 2.0 dB and with a peak SAR value greater than 0.0012W/kg
- Electronics: DAE4 Sn1540; Calibrated: 1/27/2021
- Probe: EX3DV4 - SN7500; ConvF(7.69, 7.69, 7.69) @ 2480 MHz; Calibrated: 3/18/2021
- Sensor-Surface: 1.4mm (Mechanical Surface Detection)
- Phantom: Twin-SAM V5.0 (30deg probe tilt); Type: QD 000 P40 CD; Serial: 1831

LHS/Touch_GFSK_ch 78/Area Scan (11x16x1): Measurement grid: dx=12mm, dy=12mm

Maximum value of SAR (measured) = 1.48 W/kg

LHS/Touch_GFSK_ch 78/Zoom Scan (7x7x7)/Cube 0: Measurement grid: dx=5mm, dy=5mm, dz=5mm

Reference Value = 22.26 V/m; Power Drift = 0.05 dB


Peak SAR (extrapolated) = 2.19 W/kg

SAR(1 g) = 0.844 W/kg; SAR(10 g) = 0.426 W/kg

Smallest distance from peaks to all points 3 dB below = 6.4 mm

Ratio of SAR at M2 to SAR at M1 = 36.8%

Maximum value of SAR (measured) = 1.61 W/kg



0 dB = 1.61 W/kg = 2.07 dBW/kg

Bluetooth ANT 4 Pstandalone

Frequency: 2441 MHz; Duty Cycle: 1:1; Room Ambient Temperature: 24.0°C; Liquid Temperature: 23.0°C
 Medium parameters used (interpolated): $f = 2441 \text{ MHz}$; $\sigma = 1.729 \text{ S/m}$; $\epsilon_r = 37.417$; $\rho = 1000 \text{ kg/m}^3$

DASY5 Configuration:

- Area Scan Setting: Find Secondary Maximum Within: 2.0 dB and with a peak SAR value greater than 0.0012W/kg
- Electronics: DAE4 Sn1540; Calibrated: 1/27/2021
- Probe: EX3DV4 - SN7500; ConvF(7.69, 7.69, 7.69) @ 2441 MHz; Calibrated: 3/18/2021
- Sensor-Surface: 1.4mm (Mechanical Surface Detection)
- Phantom: Twin-SAM V5.0 (30deg probe tilt); Type: QD 000 P40 CD; Serial: 1831

Rear/GFSK DH5_ch 39/Area Scan (10x16x1): Measurement grid: dx=12mm, dy=12mm

[Info: Interpolated medium parameters used for SAR evaluation.](#)

Maximum value of SAR (measured) = 1.09 W/kg

Rear/GFSK DH5_ch 39/Zoom Scan (7x7x7)/Cube 0: Measurement grid: dx=5mm, dy=5mm, dz=5mm

Reference Value = 20.63 V/m; Power Drift = 0.00 dB

Peak SAR (extrapolated) = 1.35 W/kg

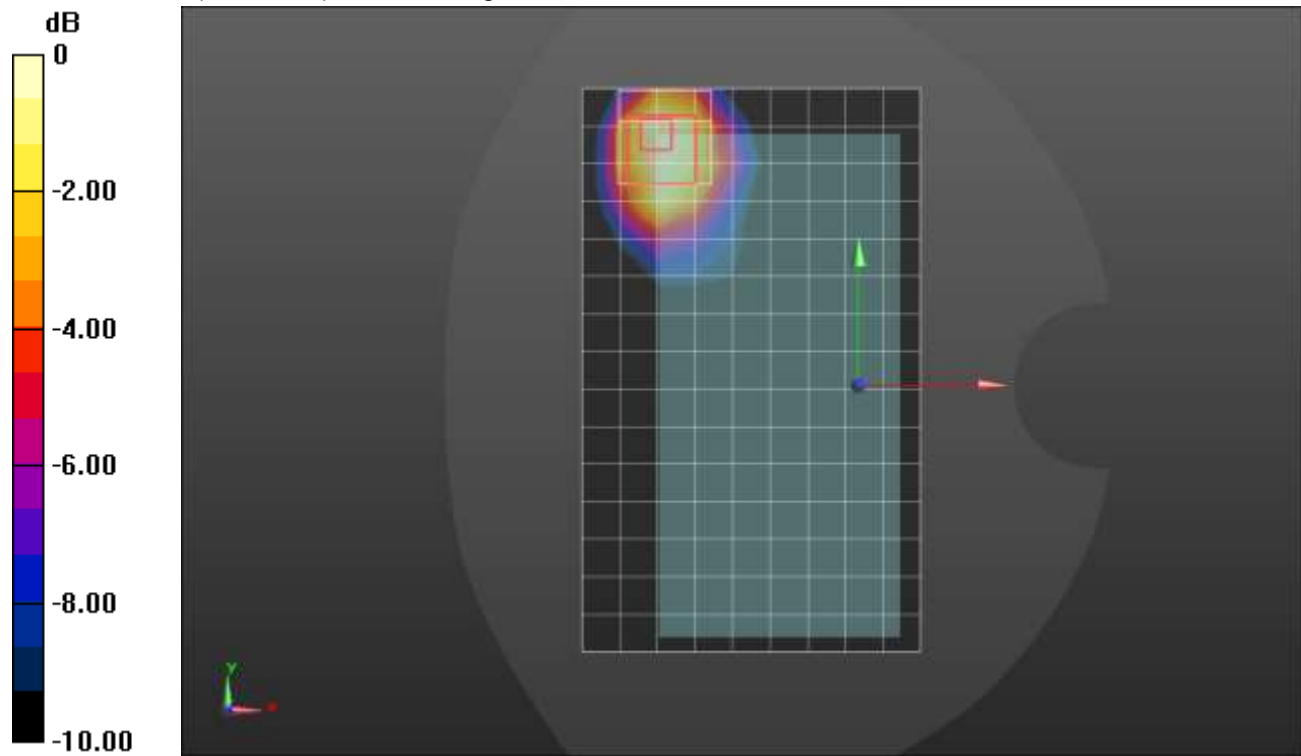
SAR(1 g) = 0.539 W/kg; SAR(10 g) = 0.277 W/kg

Smallest distance from peaks to all points 3 dB below = 9.5 mm

Ratio of SAR at M2 to SAR at M1 = 36.8%

[Info: Interpolated medium parameters used for SAR evaluation.](#)

Maximum value of SAR (measured) = 0.965 W/kg



0 dB = 0.965 W/kg = -0.15 dBW/kg

Bluetooth ANT 4 Pstandalone

Frequency: 2480 MHz; Duty Cycle: 1:1; Room Ambient Temperature: 24.0°C; Liquid Temperature: 23.0°C

Medium parameters used: $f = 2480$ MHz; $\sigma = 1.9$ S/m; $\epsilon_r = 37.468$; $\rho = 1000$ kg/m³

DASY5 Configuration:

- Area Scan Setting: Find Secondary Maximum Within: 2.0 dB and with a peak SAR value greater than 0.0012W/kg
- Electronics: DAE4 Sn1540; Calibrated: 1/27/2021
- Probe: EX3DV4 - SN7500; ConvF(7.69, 7.69, 7.69) @ 2480 MHz; Calibrated: 3/18/2021
- Sensor-Surface: 2.5mm (Mechanical Surface Detection), Sensor-Surface: 1.4mm (Mechanical Surface Detection)
- Phantom: Twin-SAM V5.0 (30deg probe tilt); Type: QD 000 P40 CD; Serial: 1831

Edge 2/GFSK_ch 78/Area Scan (6x18x1): Measurement grid: dx=12mm, dy=12mm

Maximum value of SAR (measured) = 1.24 W/kg

Edge 2/GFSK_ch 78/Zoom Scan (7x7x7)/Cube 0: Measurement grid: dx=5mm, dy=5mm, dz=5mm

Reference Value = 25.62 V/m; Power Drift = -0.08 dB

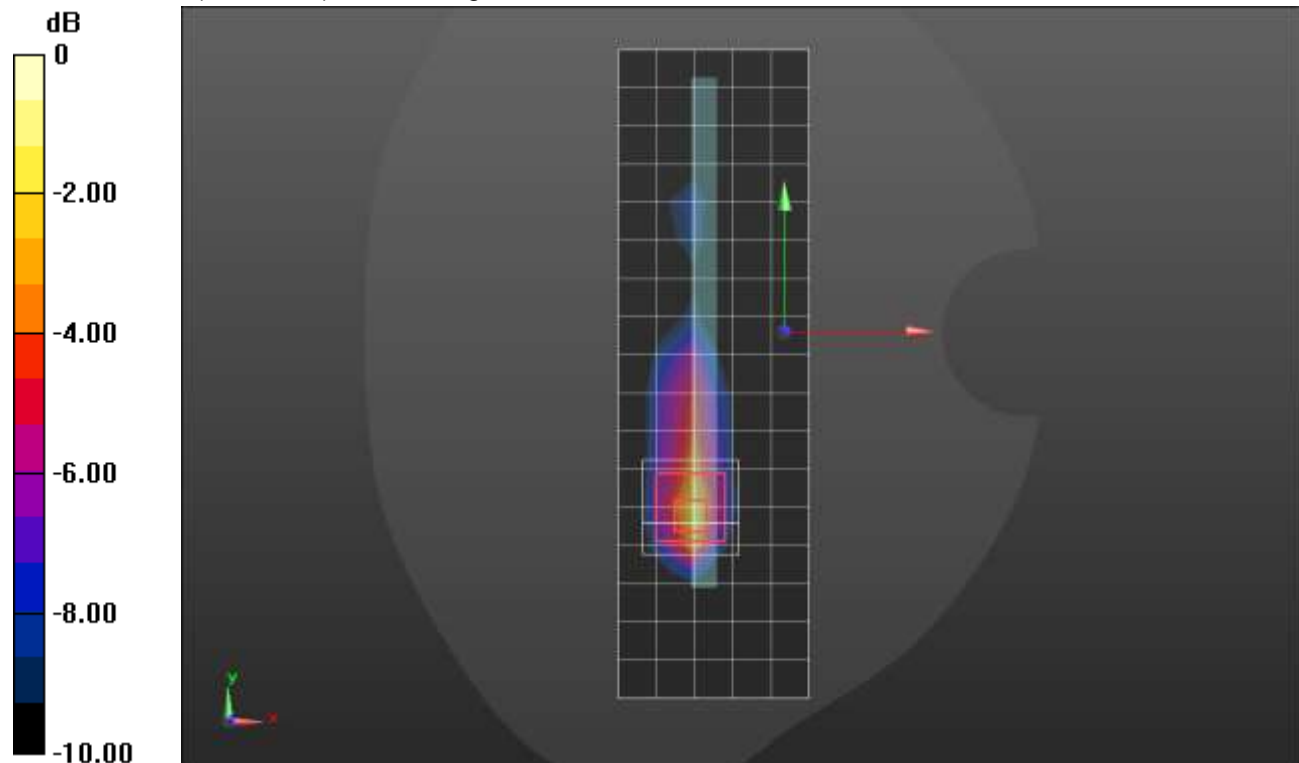
Peak SAR (extrapolated) = 2.42 W/kg

SAR(1 g) = 0.858 W/kg; SAR(10 g) = 0.344 W/kg

Smallest distance from peaks to all points 3 dB below = 7.6 mm

Ratio of SAR at M2 to SAR at M1 = 34.9%

Maximum value of SAR (measured) = 1.73 W/kg



0 dB = 1.73 W/kg = 2.38 dBW/kg

n5 ANT 1

Frequency: 836.6 MHz; Duty Cycle: 1:1; Room Ambient Temperature: 24.0°C; Liquid Temperature: 23.0°C
 Medium parameters used (interpolated): $f = 836.6$ MHz; $\sigma = 0.909$ S/m; $\epsilon_r = 41.231$; $\rho = 1000$ kg/m³

DASY5 Configuration:

- Area Scan Setting: Find Secondary Maximum Within: 2.0 dB and with a peak SAR value greater than 0.0012W/kg
- Electronics: DAE4 Sn1434; Calibrated: 10/12/2020
- Probe: EX3DV4 - SN3686; ConvF(9.3, 9.3, 9.3); Calibrated: 9/21/2020;
- Sensor-Surface: 1.4mm (Mechanical Surface Detection)
- Phantom: SAM B with CRP; Type: SAM; Serial: 1751

RHS/Touch_QPSK RB 1,53 Ch 167300/Area Scan (8x14x1):

Measurement grid: dx=15mm, dy=15mm
[Info: Interpolated medium parameters used for SAR evaluation.](#)

Maximum value of SAR (measured) = 0.130 W/kg

RHS/Touch_QPSK RB 1,53 Ch 167300/Zoom Scan (7x5x7)/Cube 0:

Measurement grid: dx=8mm, dy=8mm, dz=5mm

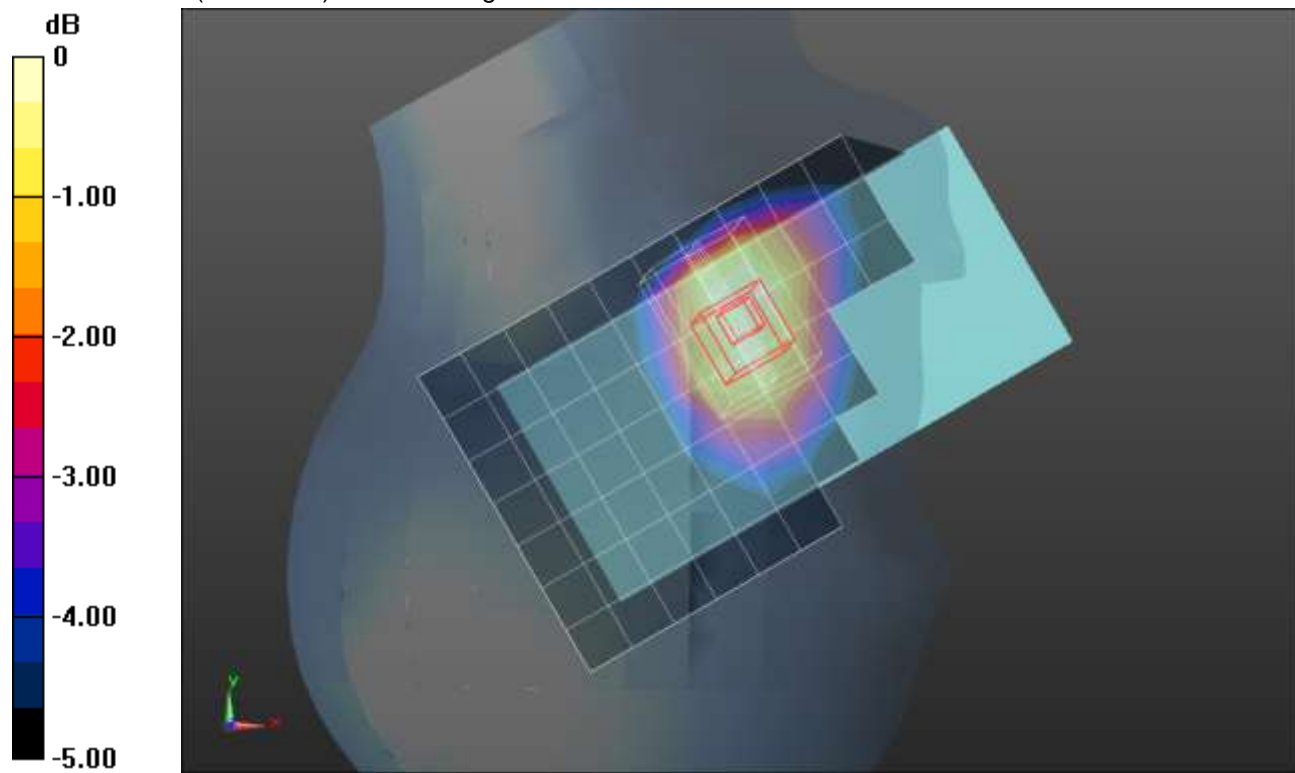
Reference Value = 11.695 V/m; Power Drift = 0.17 dB

Peak SAR (extrapolated) = 0.151 W/kg

SAR(1 g) = 0.115 W/kg; SAR(10 g) = 0.088 W/kg

[Info: Interpolated medium parameters used for SAR evaluation.](#)

Maximum value of SAR (measured) = 0.137 W/kg



0 dB = 0.137 W/kg = -8.63 dBW/kg

n5 ANT 1

Frequency: 836.6 MHz; Duty Cycle: 1:1; Room Ambient Temperature: 24.0°C; Liquid Temperature: 23.0°C
 Medium parameters used (interpolated): $f = 836.6$ MHz; $\sigma = 0.909$ S/m; $\epsilon_r = 41.231$; $\rho = 1000$ kg/m³

DASY5 Configuration:

- Area Scan Setting: Find Secondary Maximum Within: 2.0 dB and with a peak SAR value greater than 0.0012W/kg
- Electronics: DAE4 Sn1434; Calibrated: 10/12/2020
- Probe: EX3DV4 - SN3686; ConvF(9.3, 9.3, 9.3); Calibrated: 9/21/2020;
- Sensor-Surface: 1.4mm (Mechanical Surface Detection)
- Phantom: SAM B with CRP; Type: SAM; Serial: 1751

Rear/QPSK RB 50,28 Ch 167300/Area Scan (9x14x1): Measurement grid: dx=15mm, dy=15mm

[Info: Interpolated medium parameters used for SAR evaluation.](#)

Maximum value of SAR (measured) = 0.778 W/kg

Rear/QPSK RB 50,28 Ch 167300/Zoom Scan (5x5x7)/Cube 0: Measurement grid: dx=8mm, dy=8mm, dz=5mm

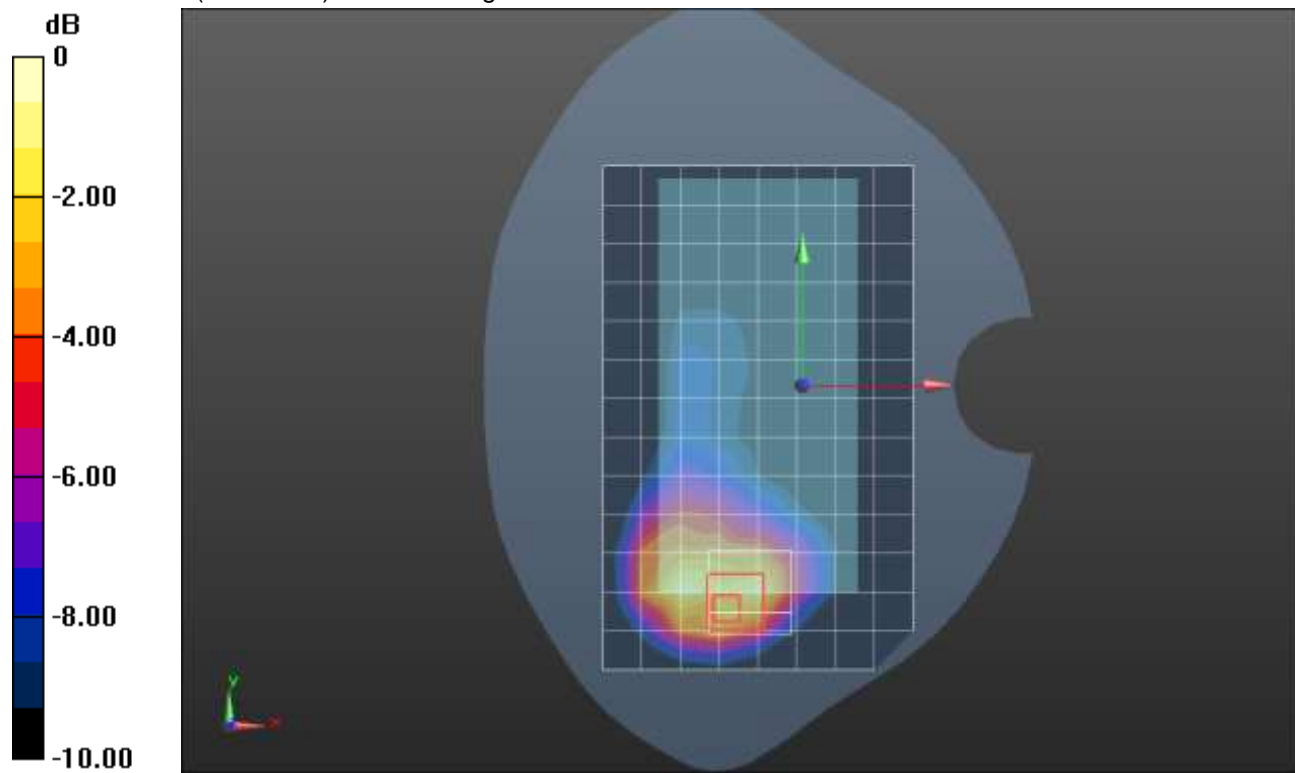
Reference Value = 26.407 V/m; Power Drift = 0.06 dB

Peak SAR (extrapolated) = 1.18 W/kg

SAR(1 g) = 0.553 W/kg; SAR(10 g) = 0.297 W/kg

[Info: Interpolated medium parameters used for SAR evaluation.](#)

Maximum value of SAR (measured) = 0.920 W/kg



0 dB = 0.920 W/kg = -0.36 dBW/kg

n5 ANT 2

Frequency: 836.6 MHz; Duty Cycle: 1:1; Room Ambient Temperature: 24.0°C; Liquid Temperature: 23.0°C
 Medium parameters used (interpolated): $f = 836.6$ MHz; $\sigma = 0.937$ S/m; $\epsilon_r = 41.923$; $\rho = 1000$ kg/m³

DASY5 Configuration:

- Area Scan Setting: Find Secondary Maximum Within: 2.0 dB and with a peak SAR value greater than 0.0012W/kg
- Electronics: DAE4 Sn1261; Calibrated: 2/24/2021
- Probe: EX3DV4 - SN7581; ConvF(10.49, 10.49, 10.49) @ 836.6 MHz; Calibrated: 3/1/2021
- Sensor-Surface: 1.4mm (Mechanical Surface Detection)
- Phantom: Twin-SAM V8.0 (30deg probe tilt); Type: QD 000 P41 Ax; Serial: xxxx

RHS/Touch_QPSK RB 1,53 Ch 167300/Area Scan (8x14x1): Measurement grid: dx=15mm, dy=15mm

[Info: Interpolated medium parameters used for SAR evaluation.](#)

Maximum value of SAR (measured) = 0.761 W/kg

RHS/Touch_QPSK RB 1,53 Ch 167300/Zoom Scan (5x5x7)/Cube 0: Measurement grid: dx=8mm, dy=8mm, dz=5mm

Reference Value = 27.37 V/m; Power Drift = -0.03 dB

Peak SAR (extrapolated) = 1.03 W/kg

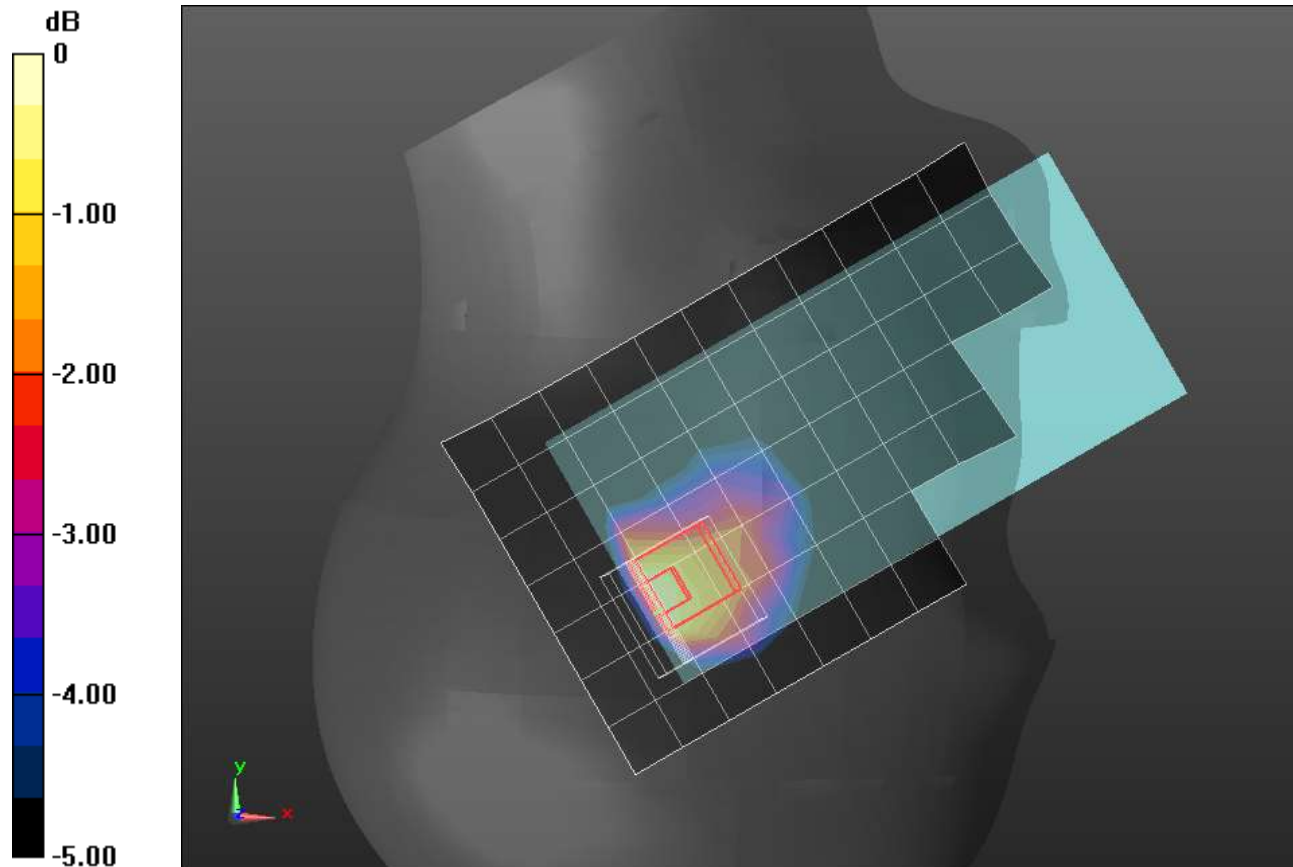
SAR(1 g) = 0.568 W/kg; SAR(10 g) = 0.374 W/kg

Smallest distance from peaks to all points 3 dB below = 8 mm

Ratio of SAR at M2 to SAR at M1 = 52.1%

[Info: Interpolated medium parameters used for SAR evaluation.](#)

Maximum value of SAR (measured) = 0.812 W/kg



0 dB = 0.812 W/kg = -0.90 dBW/kg

n5 ANT 2

Frequency: 836.6 MHz; Duty Cycle: 1:1; Room Ambient Temperature: 24.0°C; Liquid Temperature: 23.0°C
 Medium parameters used (interpolated): $f = 836.6$ MHz; $\sigma = 0.937$ S/m; $\epsilon_r = 41.923$; $\rho = 1000$ kg/m³

DASY5 Configuration:

- Area Scan Setting: Find Secondary Maximum Within: 2.0 dB and with a peak SAR value greater than 0.0012W/kg
- Electronics: DAE4 Sn1261; Calibrated: 2/24/2021
- Probe: EX3DV4 - SN7581; ConvF(10.49, 10.49, 10.49) @ 836.6 MHz; Calibrated: 3/1/2021
- Sensor-Surface: 1.4mm (Mechanical Surface Detection)
- Phantom: Twin-SAM V8.0 (30deg probe tilt); Type: QD 000 P41 Ax; Serial: xxxx

Front/QPSK RB 1,53 Ch 167300/Area Scan (9x14x1):

Measurement grid: dx=15mm, dy=15mm
[Info: Interpolated medium parameters used for SAR evaluation.](#)

Maximum value of SAR (measured) = 0.604 W/kg

Front/QPSK RB 1,53 Ch 167300/Zoom Scan (6x6x7)/Cube 0:

Measurement grid: dx=8mm, dy=8mm, dz=5mm
 Reference Value = 22.39 V/m; Power Drift = 0.07 dB

Peak SAR (extrapolated) = 1.00 W/kg

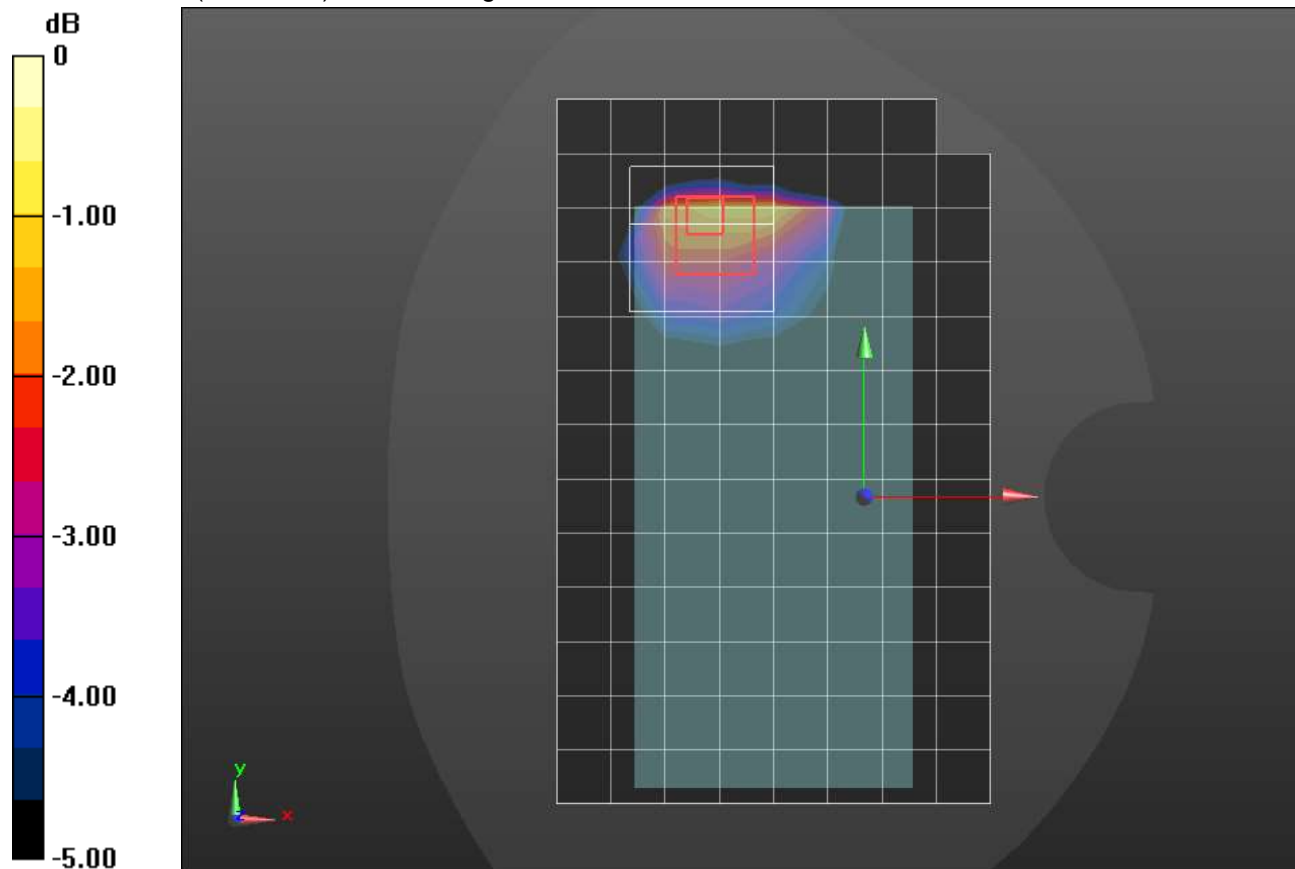
SAR(1 g) = 0.485 W/kg; SAR(10 g) = 0.298 W/kg

Smallest distance from peaks to all points 3 dB below = 12.8 mm

Ratio of SAR at M2 to SAR at M1 = 46.8%

[Info: Interpolated medium parameters used for SAR evaluation.](#)

Maximum value of SAR (measured) = 0.778 W/kg



0 dB = 0.778 W/kg = -1.09 dBW/kg

n7 ANT 1

Frequency: 2535 MHz; Duty Cycle: 1:1; Room Ambient Temperature: 24.0°C; Liquid Temperature: 23.0°C

Medium parameters used: $f = 2535 \text{ MHz}$; $\sigma = 1.957 \text{ S/m}$; $\epsilon_r = 40.496$; $\rho = 1000 \text{ kg/m}^3$

DASY5 Configuration:

- Area Scan Setting: Find Secondary Maximum Within: 2.0 dB and with a peak SAR value greater than 0.0012W/kg
- Electronics: DAE4 Sn1472; Calibrated: 1/28/2021
- Probe: EX3DV4 - SN7587; ConvF(7.33, 7.33, 7.33) @ 2535 MHz; Calibrated: 4/27/2021
- Sensor-Surface: 2.5mm (Mechanical Surface Detection)
- Phantom: Twin-SAM V5.0 (30deg probe tilt); Type: QD 000 P40 CD; Serial: 1629

RHS/Touch_QPSK RB 1,53 ch 507000/Area Scan (11x16x1): Measurement grid: dx=12mm, dy=12mm

Maximum value of SAR (measured) = 0.347 W/kg

RHS/Touch_QPSK RB 1,53 ch 507000/Zoom Scan (7x7x7)/Cube 0: Measurement grid: dx=5mm, dy=5mm, dz=5mm

Reference Value = 13.50 V/m; Power Drift = -0.07 dB

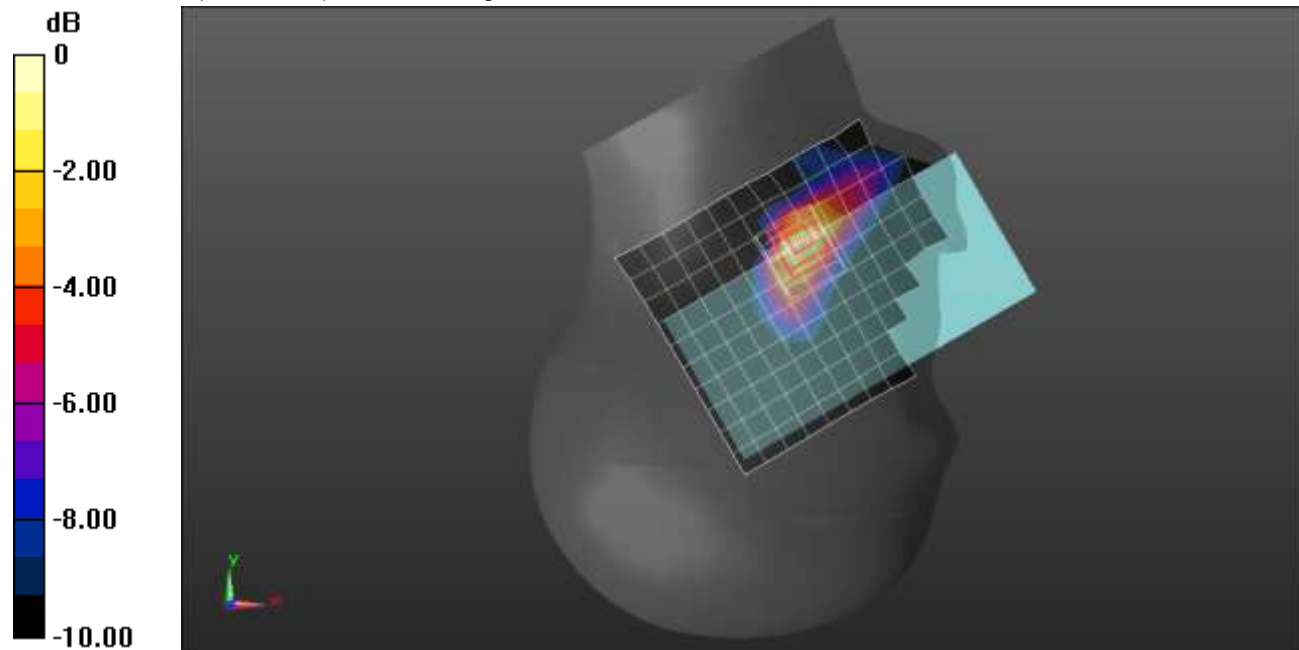
Peak SAR (extrapolated) = 0.528 W/kg

SAR(1 g) = 0.277 W/kg; SAR(10 g) = 0.139 W/kg

Smallest distance from peaks to all points 3 dB below = 9.4 mm

Ratio of SAR at M2 to SAR at M1 = 53.3%

Maximum value of SAR (measured) = 0.383 W/kg



0 dB = 0.383 W/kg = -4.17 dBW/kg

n7 ANT 1

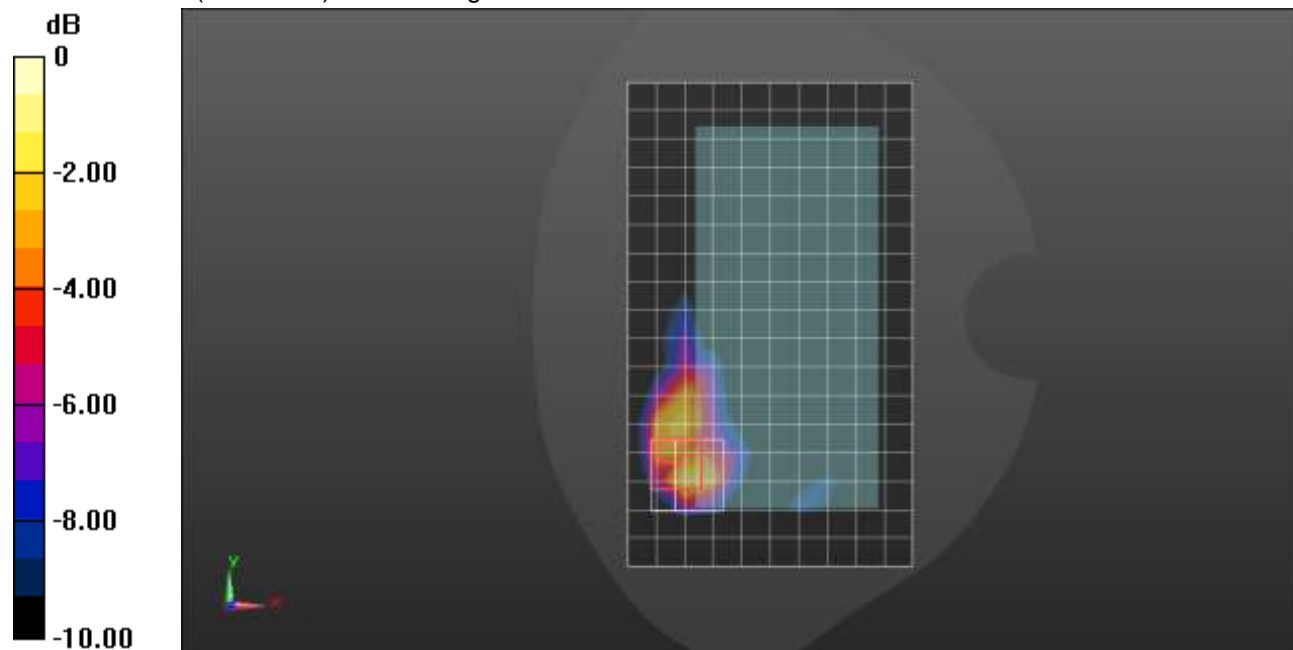
Frequency: 2535 MHz; Duty Cycle: 1:1; Room Ambient Temperature: 24.0°C; Liquid Temperature: 23.0°C
 Medium parameters used: $f = 2535 \text{ MHz}$; $\sigma = 1.957 \text{ S/m}$; $\epsilon_r = 40.496$; $\rho = 1000 \text{ kg/m}^3$

DASY5 Configuration:

- Area Scan Setting: Find Secondary Maximum Within: 2.0 dB and with a peak SAR value greater than 0.0012W/kg
- Electronics: DAE4 Sn1472; Calibrated: 1/28/2021
- Probe: EX3DV4 - SN7587; ConvF(7.33, 7.33, 7.33) @ 2535 MHz; Calibrated: 4/27/2021
- Sensor-Surface: 2.5mm (Mechanical Surface Detection)
- Phantom: Twin-SAM V5.0 (30deg probe tilt); Type: QD 000 P40 CD; Serial: 1629

Rear/QPSK RB 50,28 ch 507000/Area Scan (11x18x1): Measurement grid: dx=12mm, dy=12mm
 Maximum value of SAR (measured) = 0.934 W/kg

Rear/QPSK RB 50,28 ch 507000/Zoom Scan (7x7x7)/Cube 0: Measurement grid: dx=5mm, dy=5mm, dz=5mm
 Reference Value = 20.97 V/m; Power Drift = 0.07 dB
 Peak SAR (extrapolated) = 1.84 W/kg
SAR(1 g) = 0.641 W/kg; SAR(10 g) = 0.274 W/kg
 Smallest distance from peaks to all points 3 dB below = 6.3 mm
 Ratio of SAR at M2 to SAR at M1 = 39.6%
 Maximum value of SAR (measured) = 1.05 W/kg



0 dB = 1.05 W/kg = 0.21 dBW/kg

n7 ANT 1

Frequency: 2510 MHz; Duty Cycle: 1:1; Room Ambient Temperature: 24.0°C; Liquid Temperature: 23.0°C

Medium parameters used: $f = 2510$ MHz; $\sigma = 1.945$ S/m; $\epsilon_r = 40.574$; $\rho = 1000$ kg/m³

DASY5 Configuration:

- Area Scan Setting: Find Secondary Maximum Within: 2.0 dB and with a peak SAR value greater than 0.0012W/kg
- Electronics: DAE4 Sn1472; Calibrated: 1/28/2021
- Probe: EX3DV4 - SN7587; ConvF(7.33, 7.33, 7.33) @ 2510 MHz; Calibrated: 4/27/2021
- Sensor-Surface: 2.5mm (Mechanical Surface Detection)
- Phantom: Twin-SAM V5.0 (30deg probe tilt); Type: QD 000 P40 CD; Serial: 1629

Edge 2/QPSK RB 1,53 ch 502000/Area Scan (8x18x1): Measurement grid: dx=12mm, dy=12mm

Maximum value of SAR (measured) = 0.572 W/kg

Edge 2/QPSK RB 1,53 ch 502000/Zoom Scan (7x7x7)/Cube 0: Measurement grid: dx=5mm, dy=5mm, dz=5mm

Reference Value = 21.12 V/m; Power Drift = 0.07 dB

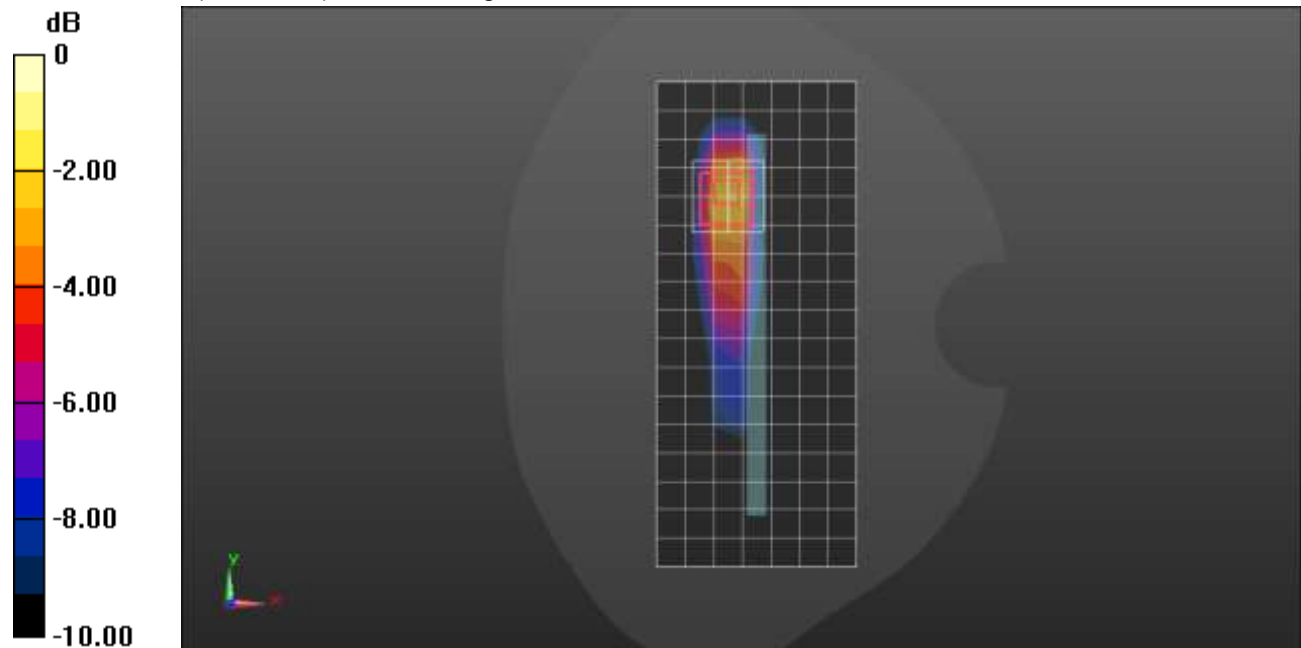
Peak SAR (extrapolated) = 1.31 W/kg

SAR(1 g) = 0.580 W/kg; SAR(10 g) = 0.246 W/kg

Smallest distance from peaks to all points 3 dB below = 7 mm

Ratio of SAR at M2 to SAR at M1 = 45.1%

Maximum value of SAR (measured) = 0.857 W/kg



0 dB = 0.857 W/kg = -0.67 dBW/kg

n7 ANT 2

Frequency: 2560 MHz; Duty Cycle: 1:1; Room Ambient Temperature: 24.0°C; Liquid Temperature: 23.0°C

Medium parameters used: $f = 2560$ MHz; $\sigma = 1.983$ S/m; $\epsilon_r = 40.519$; $\rho = 1000$ kg/m³

DASY5 Configuration:

- Area Scan Setting: Find Secondary Maximum Within: 2.0 dB and with a peak SAR value greater than 0.0012W/kg
- Electronics: DAE4 Sn1472; Calibrated: 1/28/2021
- Probe: EX3DV4 - SN7587; ConvF(7.33, 7.33, 7.33) @ 2560 MHz; Calibrated: 4/27/2021
- Sensor-Surface: 2.5mm (Mechanical Surface Detection)
- Phantom: Twin-SAM V5.0 (30deg probe tilt); Type: QD 000 P40 CD; Serial: 1629

LHS/Touch_QPSK RB 100,0 ch 512000/Area Scan (11x17x1): Measurement grid: dx=12mm, dy=12mm

Maximum value of SAR (measured) = 0.861 W/kg

LHS/Touch_QPSK RB 100,0 ch 512000/Zoom Scan (7x7x7)/Cube 0: Measurement grid: dx=5mm, dy=5mm, dz=5mm

Reference Value = 24.33 V/m; Power Drift = 0.11 dB

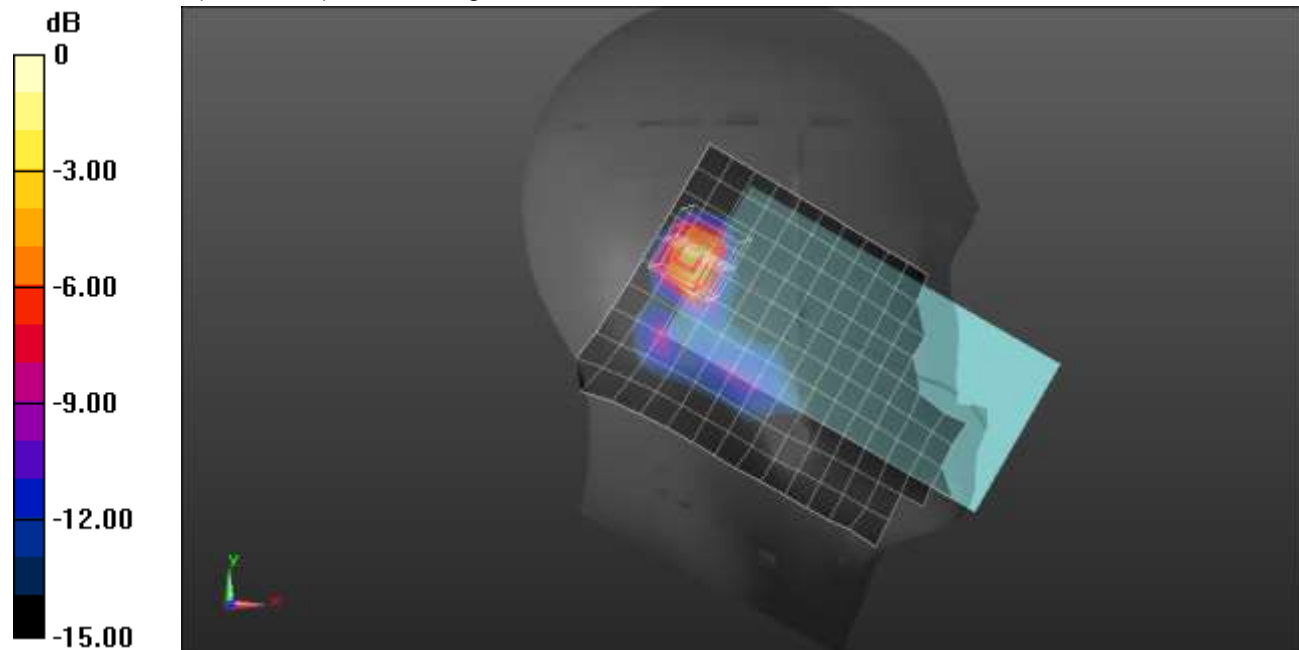
Peak SAR (extrapolated) = 1.97 W/kg

SAR(1 g) = 0.774 W/kg; SAR(10 g) = 0.289 W/kg

Smallest distance from peaks to all points 3 dB below = 6 mm

Ratio of SAR at M2 to SAR at M1 = 41.9%

Maximum value of SAR (measured) = 1.17 W/kg



0 dB = 1.17 W/kg = 0.68 dBW/kg

n7 ANT 2

Frequency: 2560 MHz; Duty Cycle: 1:1; Room Ambient Temperature: 24.0°C; Liquid Temperature: 23.0°C

Medium parameters used: $f = 2560$ MHz; $\sigma = 1.983$ S/m; $\epsilon_r = 40.519$; $\rho = 1000$ kg/m³

DASY5 Configuration:

- Area Scan Setting: Find Secondary Maximum Within: 2.0 dB and with a peak SAR value greater than 0.0012W/kg
- Electronics: DAE4 Sn1472; Calibrated: 1/28/2021
- Probe: EX3DV4 - SN7587; ConvF(7.33, 7.33, 7.33) @ 2560 MHz; Calibrated: 4/27/2021
- Sensor-Surface: 2.5mm (Mechanical Surface Detection)
- Phantom: Twin-SAM V5.0 (30deg probe tilt); Type: QD 000 P40 CD; Serial: 1629

Rear/QPSK RB 50,28 ch 512000/Area Scan (11x18x1): Measurement grid: dx=12mm, dy=12mm

Maximum value of SAR (measured) = 0.597 W/kg

Rear/QPSK RB 50,28 ch 512000/Zoom Scan (7x7x7)/Cube 0: Measurement grid: dx=5mm, dy=5mm, dz=5mm

Reference Value = 17.43 V/m; Power Drift = -0.04 dB

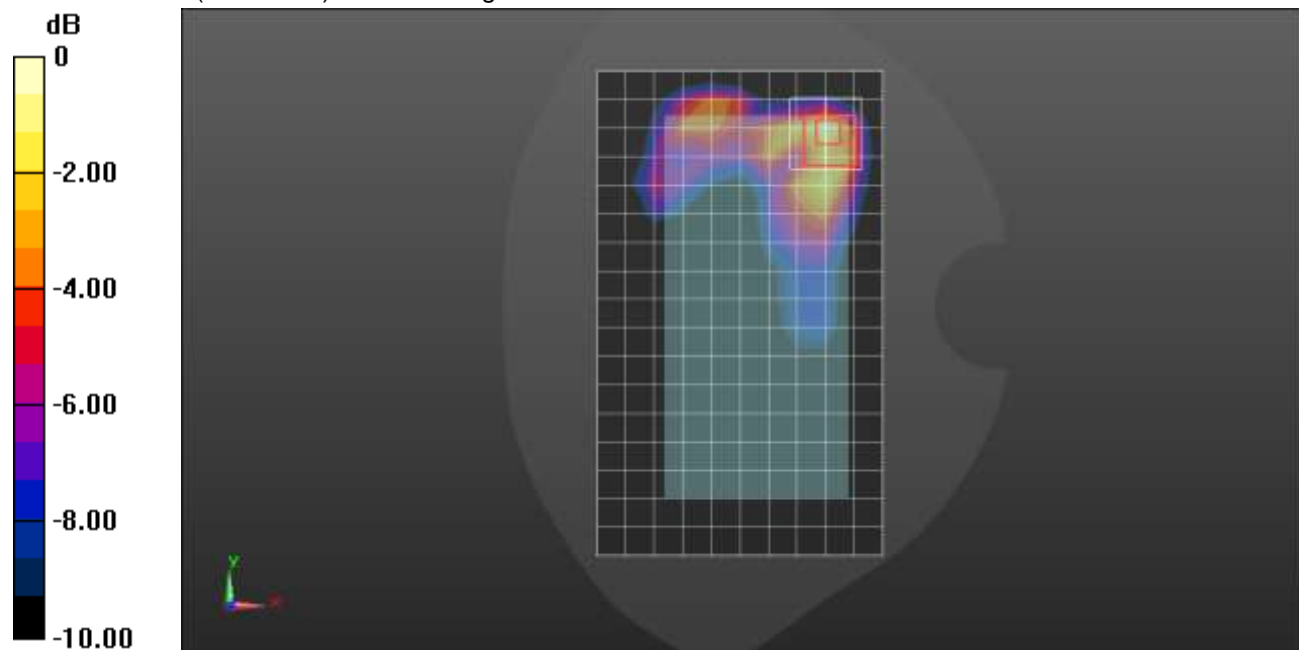
Peak SAR (extrapolated) = 0.934 W/kg

SAR(1 g) = 0.393 W/kg; SAR(10 g) = 0.164 W/kg

Smallest distance from peaks to all points 3 dB below = 6.4 mm

Ratio of SAR at M2 to SAR at M1 = 44%

Maximum value of SAR (measured) = 0.593 W/kg



0 dB = 0.593 W/kg = -2.27 dBW/kg

n7 ANT 2

Frequency: 2560 MHz; Duty Cycle: 1:1; Room Ambient Temperature: 24.0°C; Liquid Temperature: 23.0°C
 Medium parameters used: $f = 2560$ MHz; $\sigma = 1.983$ S/m; $\epsilon_r = 40.519$; $\rho = 1000$ kg/m³

DASY5 Configuration:

- Area Scan Setting: Find Secondary Maximum Within: 2.0 dB and with a peak SAR value greater than 0.0012W/kg
- Electronics: DAE4 Sn1472; Calibrated: 1/28/2021
- Probe: EX3DV4 - SN7587; ConvF(7.33, 7.33, 7.33) @ 2560 MHz; Calibrated: 4/27/2021
- Sensor-Surface: 2.5mm (Mechanical Surface Detection)
- Phantom: Twin-SAM V5.0 (30deg probe tilt); Type: QD 000 P40 CD; Serial: 1629

Edge 4/QPSK RB 50,28 ch 512000/Area Scan (8x18x1): Measurement grid: dx=12mm, dy=12mm
 Maximum value of SAR (measured) = 0.775 W/kg

Edge 4/QPSK RB 50,28 ch 512000/Zoom Scan (7x7x7)/Cube 0: Measurement grid: dx=5mm, dy=5mm, dz=5mm

Reference Value = 22.05 V/m; Power Drift = -0.00 dB

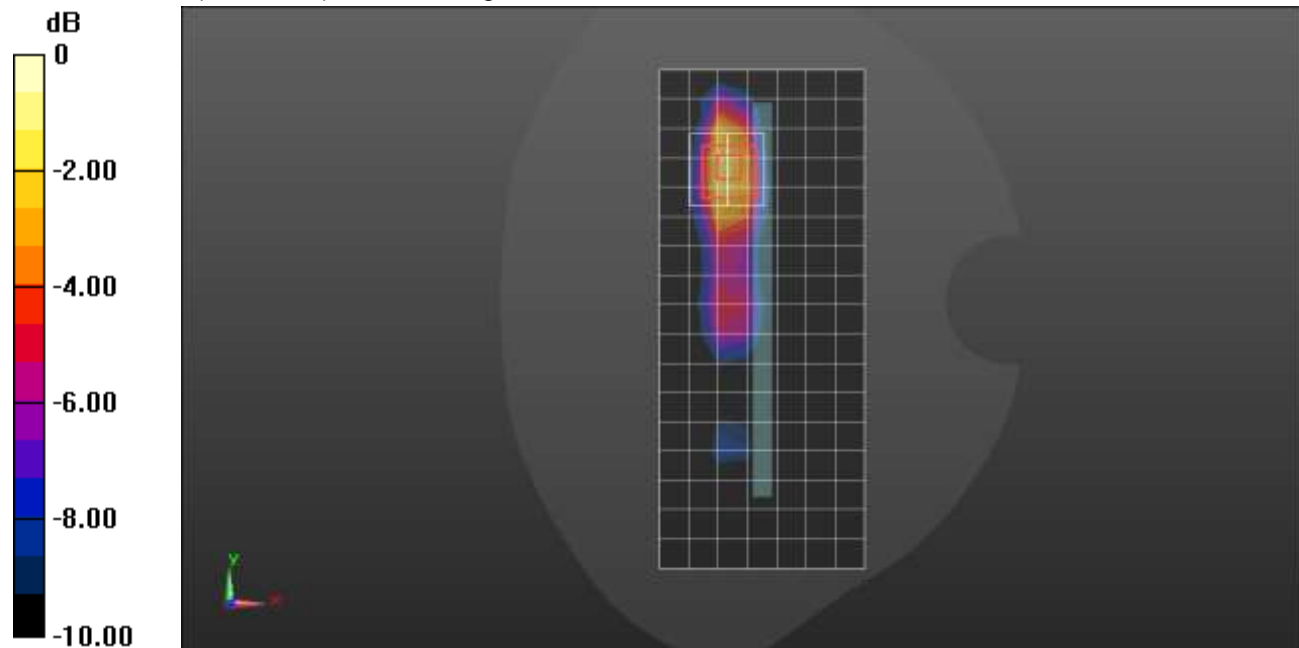
Peak SAR (extrapolated) = 1.45 W/kg

SAR(1 g) = 0.657 W/kg; SAR(10 g) = 0.294 W/kg

Smallest distance from peaks to all points 3 dB below = 7.6 mm

Ratio of SAR at M2 to SAR at M1 = 46.2%

Maximum value of SAR (measured) = 0.953 W/kg



0 dB = 0.953 W/kg = -0.21 dBW/kg

n7 ANT 3

Frequency: 2535 MHz; Duty Cycle: 1:1; Room Ambient Temperature: 24.0°C; Liquid Temperature: 23.0°C

Medium parameters used: $f = 2535 \text{ MHz}$; $\sigma = 1.849 \text{ S/m}$; $\epsilon_r = 38.002$; $\rho = 1000 \text{ kg/m}^3$

DASY5 Configuration:

- Area Scan Setting: Find Secondary Maximum Within: 2.0 dB and with a peak SAR value greater than 0.0012W/kg
- Electronics: DAE4 Sn1239; Calibrated: 7/29/2020
- Probe: EX3DV4 - SN7498; ConvF(7.66, 7.66, 7.66) @ 2535 MHz; Calibrated: 3/18/2021
- Sensor-Surface: 2.5mm (Mechanical Surface Detection (Locations From Previous Scan Used)), Sensor-Surface: 2.5mm (Mechanical Surface Detection)
- Phantom: Twin-SAM V8.0 (20deg probe tilt); Type: QD 000 P41 Ax; Serial: xxxx

LHS/Touch_QPSK RB 1,53 ch 507000/Area Scan (11x17x1): Measurement grid: dx=12mm, dy=12mm

Maximum value of SAR (measured) = 0.446 W/kg

LHS/Touch_QPSK RB 1,53 ch 507000/Zoom Scan (7x7x7)/Cube 0: Measurement grid: dx=5mm, dy=5mm, dz=5mm

Reference Value = 15.52 V/m; Power Drift = 0.02 dB

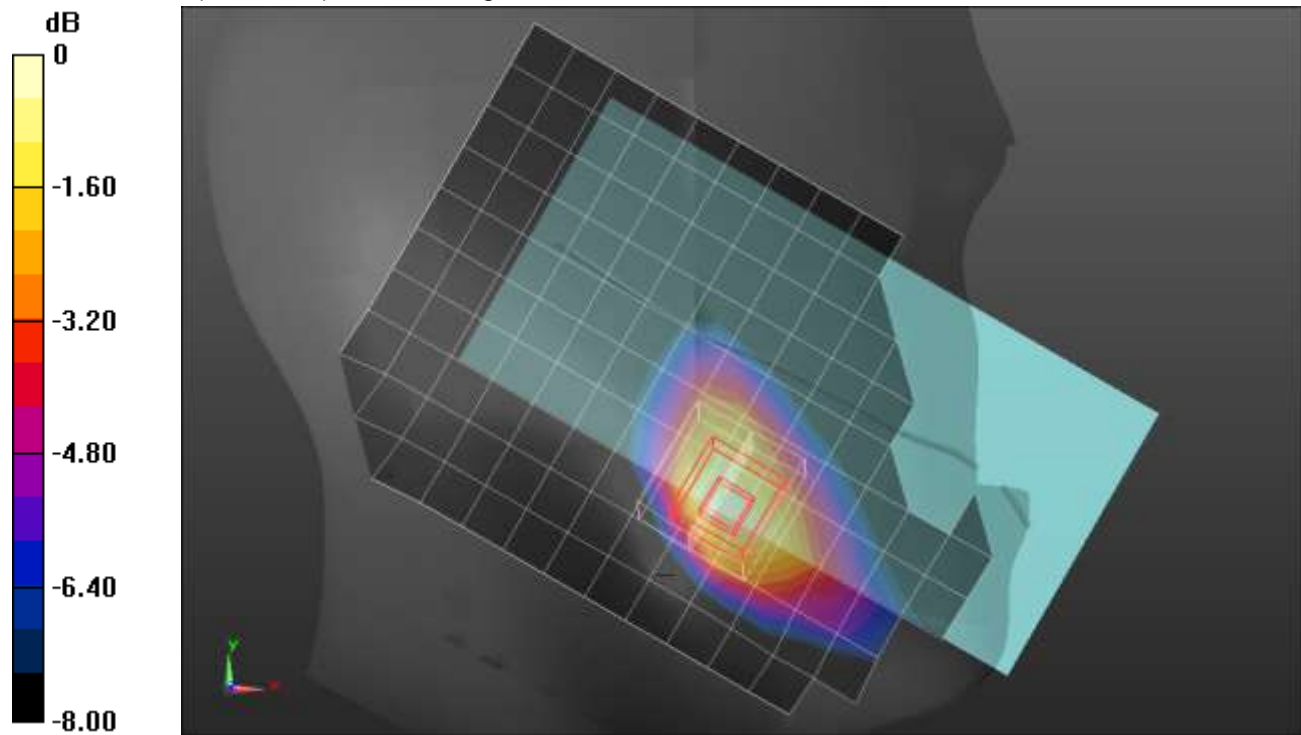
Peak SAR (extrapolated) = 0.584 W/kg

SAR(1 g) = 0.345 W/kg; SAR(10 g) = 0.191 W/kg

Smallest distance from peaks to all points 3 dB below = 11.5 mm

Ratio of SAR at M2 to SAR at M1 = 62.1%

Maximum value of SAR (measured) = 0.439 W/kg



0 dB = 0.439 W/kg = -3.58 dBW/kg

n7 ANT 3

Frequency: 2560 MHz; Duty Cycle: 1:1; Room Ambient Temperature: 24.0°C; Liquid Temperature: 23.0°C

Medium parameters used: $f = 2560$ MHz; $\sigma = 1.983$ S/m; $\epsilon_r = 40.519$; $\rho = 1000$ kg/m³

DASY5 Configuration:

- Area Scan Setting: Find Secondary Maximum Within: 2.0 dB and with a peak SAR value greater than 0.0012W/kg
- Electronics: DAE4 Sn1472; Calibrated: 1/28/2021
- Probe: EX3DV4 - SN7587; ConvF(7.33, 7.33, 7.33) @ 2560 MHz; Calibrated: 4/27/2021
- Sensor-Surface: 2.5mm (Mechanical Surface Detection)
- Phantom: Twin-SAM V5.0 (30deg probe tilt); Type: QD 000 P40 CD; Serial: 1629

Rear/QPSK RB 50,28 ch 512000/Area Scan (11x18x1): Measurement grid: dx=12mm, dy=12mm

Maximum value of SAR (measured) = 0.860 W/kg

Rear/QPSK RB 50,28 ch 512000/Zoom Scan (7x7x7)/Cube 0: Measurement grid: dx=5mm, dy=5mm, dz=5mm

Reference Value = 22.23 V/m; Power Drift = -0.02 dB

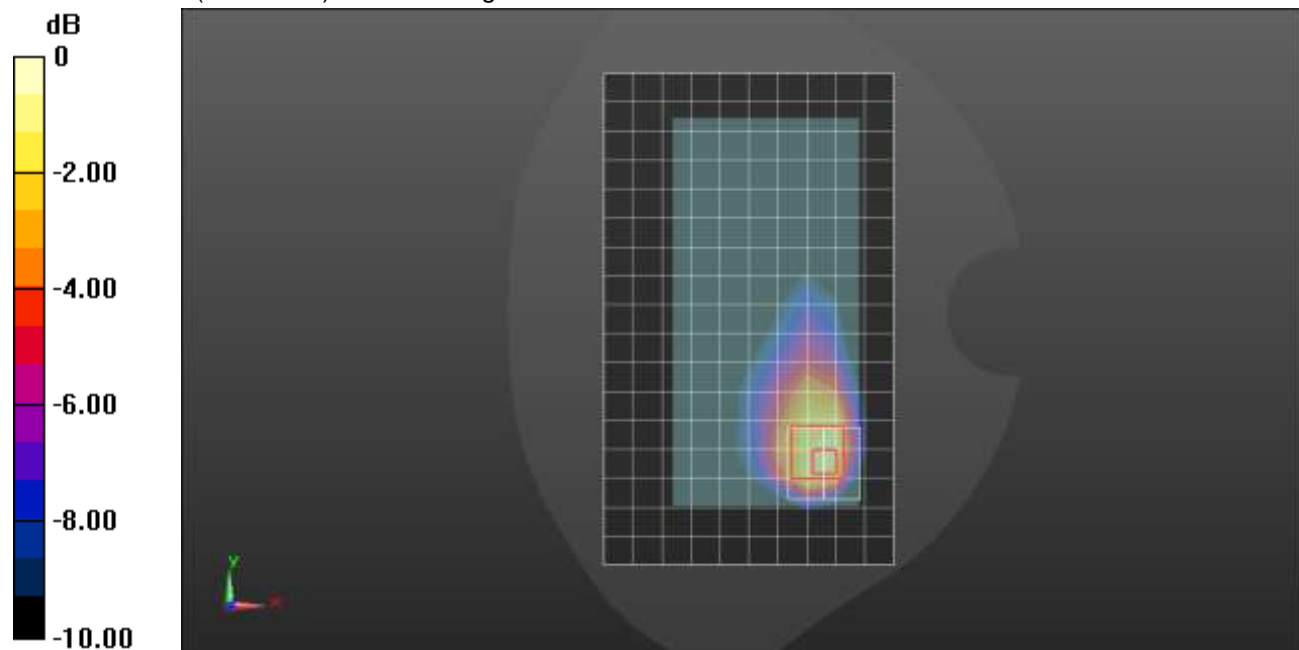
Peak SAR (extrapolated) = 1.52 W/kg

SAR(1 g) = 0.660 W/kg; SAR(10 g) = 0.334 W/kg

Smallest distance from peaks to all points 3 dB below = 7.8 mm

Ratio of SAR at M2 to SAR at M1 = 43.9%

Maximum value of SAR (measured) = 0.958 W/kg



0 dB = 0.958 W/kg = -0.19 dBW/kg

n7 ANT 3

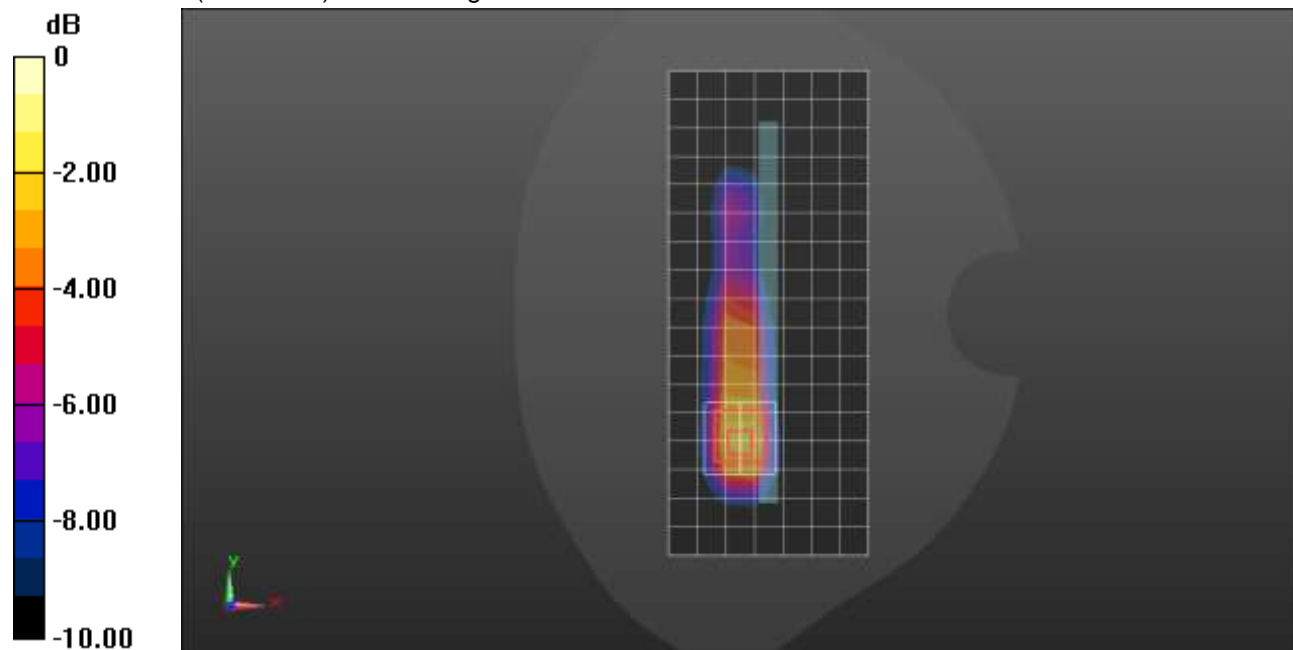
Frequency: 2560 MHz; Duty Cycle: 1:1; Room Ambient Temperature: 24.0°C; Liquid Temperature: 23.0°C
 Medium parameters used: $f = 2560 \text{ MHz}$; $\sigma = 1.983 \text{ S/m}$; $\epsilon_r = 40.519$; $\rho = 1000 \text{ kg/m}^3$

DASY5 Configuration:

- Area Scan Setting: Find Secondary Maximum Within: 2.0 dB and with a peak SAR value greater than 0.0012W/kg
- Electronics: DAE4 Sn1472; Calibrated: 1/28/2021
- Probe: EX3DV4 - SN7587; ConvF(7.33, 7.33, 7.33) @ 2560 MHz; Calibrated: 4/27/2021
- Sensor-Surface: 2.5mm (Mechanical Surface Detection)
- Phantom: Twin-SAM V5.0 (30deg probe tilt); Type: QD 000 P40 CD; Serial: 1629

Edge 4/QPSK RB 50,28 ch 512000/Area Scan (8x18x1): Measurement grid: dx=12mm, dy=12mm
 Maximum value of SAR (measured) = 0.729 W/kg

Edge 4/QPSK RB 50,28 ch 512000/Zoom Scan (7x7x7)/Cube 0: Measurement grid: dx=5mm, dy=5mm, dz=5mm
 Reference Value = 22.65 V/m; Power Drift = 0.00 dB
 Peak SAR (extrapolated) = 1.51 W/kg
SAR(1 g) = 0.697 W/kg; SAR(10 g) = 0.315 W/kg
 Smallest distance from peaks to all points 3 dB below = 8 mm
 Ratio of SAR at M2 to SAR at M1 = 46.3%
 Maximum value of SAR (measured) = 1.00 W/kg



0 dB = 1.00 W/kg = 0.00 dBW/kg

n7 ANT 4

Frequency: 2510 MHz; Duty Cycle: 1:1; Room Ambient Temperature: 24.0°C; Liquid Temperature: 23.0°C
 Medium parameters used: $f = 2510 \text{ MHz}$; $\sigma = 1.945 \text{ S/m}$; $\epsilon_r = 40.574$; $\rho = 1000 \text{ kg/m}^3$

DASY5 Configuration:

- Area Scan Setting: Find Secondary Maximum Within: 2.0 dB and with a peak SAR value greater than 0.0012W/kg
- Electronics: DAE4 Sn1472; Calibrated: 1/28/2021
- Probe: EX3DV4 - SN7587; ConvF(7.33, 7.33, 7.33) @ 2510 MHz; Calibrated: 4/27/2021
- Sensor-Surface: 2.5mm (Mechanical Surface Detection)
- Phantom: Twin-SAM V5.0 (30deg probe tilt); Type: QD 000 P40 CD; Serial: 1629

LHS/Touch_QPSK RB 50,28 ch 502000/Area Scan (11x17x1): Measurement grid: dx=12mm, dy=12mm
 Maximum value of SAR (measured) = 0.959 W/kg

LHS/Touch_QPSK RB 50,28 ch 502000/Zoom Scan (7x7x7)/Cube 0: Measurement grid: dx=5mm, dy=5mm, dz=5mm

Reference Value = 22.27 V/m; Power Drift = 0.07 dB


Peak SAR (extrapolated) = 1.47 W/kg

SAR(1 g) = 0.691 W/kg; SAR(10 g) = 0.352 W/kg

Smallest distance from peaks to all points 3 dB below = 11 mm

Ratio of SAR at M2 to SAR at M1 = 50.9%

Maximum value of SAR (measured) = 0.958 W/kg



0 dB = 0.958 W/kg = -0.19 dBW/kg

n7 ANT 4

Frequency: 2510 MHz; Duty Cycle: 1:1; Room Ambient Temperature: 24.0°C; Liquid Temperature: 23.0°C
 Medium parameters used: $f = 2510 \text{ MHz}$; $\sigma = 1.945 \text{ S/m}$; $\epsilon_r = 40.574$; $\rho = 1000 \text{ kg/m}^3$

DASY5 Configuration:

- Area Scan Setting: Find Secondary Maximum Within: 2.0 dB and with a peak SAR value greater than 0.0012W/kg
- Electronics: DAE4 Sn1472; Calibrated: 1/28/2021
- Probe: EX3DV4 - SN7587; ConvF(7.33, 7.33, 7.33) @ 2510 MHz; Calibrated: 4/27/2021
- Sensor-Surface: 2.5mm (Mechanical Surface Detection)
- Phantom: Twin-SAM V5.0 (30deg probe tilt); Type: QD 000 P40 CD; Serial: 1629

Rear/QPSK RB 50,28 ch 502000/Area Scan (11x18x1): Measurement grid: dx=12mm, dy=12mm
 Maximum value of SAR (measured) = 0.743 W/kg

Rear/QPSK RB 50,28 ch 502000/Zoom Scan (8x8x7)/Cube 0: Measurement grid: dx=5mm, dy=5mm, dz=5mm

Reference Value = 19.97 V/m; Power Drift = 0.01 dB


Peak SAR (extrapolated) = 1.20 W/kg

SAR(1 g) = 0.553 W/kg; SAR(10 g) = 0.290 W/kg

Smallest distance from peaks to all points 3 dB below = 10.4 mm

Ratio of SAR at M2 to SAR at M1 = 42.3%

Maximum value of SAR (measured) = 0.759 W/kg



0 dB = 0.759 W/kg = -1.20 dBW/kg

n7 ANT 4

Frequency: 2510 MHz; Duty Cycle: 1:1; Room Ambient Temperature: 24.0°C; Liquid Temperature: 23.0°C
 Medium parameters used: $f = 2510 \text{ MHz}$; $\sigma = 1.945 \text{ S/m}$; $\epsilon_r = 40.574$; $\rho = 1000 \text{ kg/m}^3$

DASY5 Configuration:

- Area Scan Setting: Find Secondary Maximum Within: 2.0 dB and with a peak SAR value greater than 0.0012W/kg
- Electronics: DAE4 Sn1472; Calibrated: 1/28/2021
- Probe: EX3DV4 - SN7587; ConvF(7.33, 7.33, 7.33) @ 2510 MHz; Calibrated: 4/27/2021
- Sensor-Surface: 2.5mm (Mechanical Surface Detection)
- Phantom: Twin-SAM V5.0 (30deg probe tilt); Type: QD 000 P40 CD; Serial: 1629

Edge 2/QPSK RB 50,28 ch 502000/Area Scan (8x18x1): Measurement grid: dx=12mm, dy=12mm
 Maximum value of SAR (measured) = 0.873 W/kg

Edge 2/QPSK RB 50,28 ch 502000/Zoom Scan (7x7x7)/Cube 0: Measurement grid: dx=5mm, dy=5mm, dz=5mm

Reference Value = 22.86 V/m; Power Drift = -0.06 dB

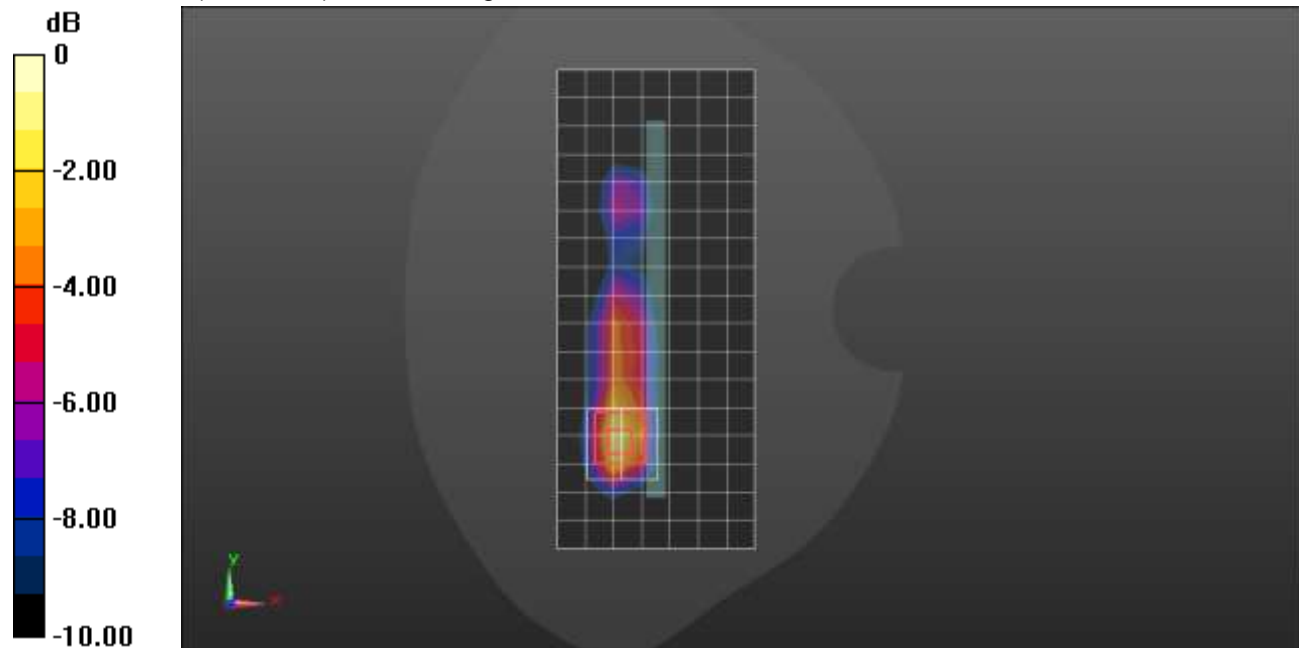
Peak SAR (extrapolated) = 1.51 W/kg

SAR(1 g) = 0.661 W/kg; SAR(10 g) = 0.286 W/kg

Smallest distance from peaks to all points 3 dB below = 8.2 mm

Ratio of SAR at M2 to SAR at M1 = 44.1%

Maximum value of SAR (measured) = 0.982 W/kg



0 dB = 0.982 W/kg = -0.08 dBW/kg

n7 ANT 1

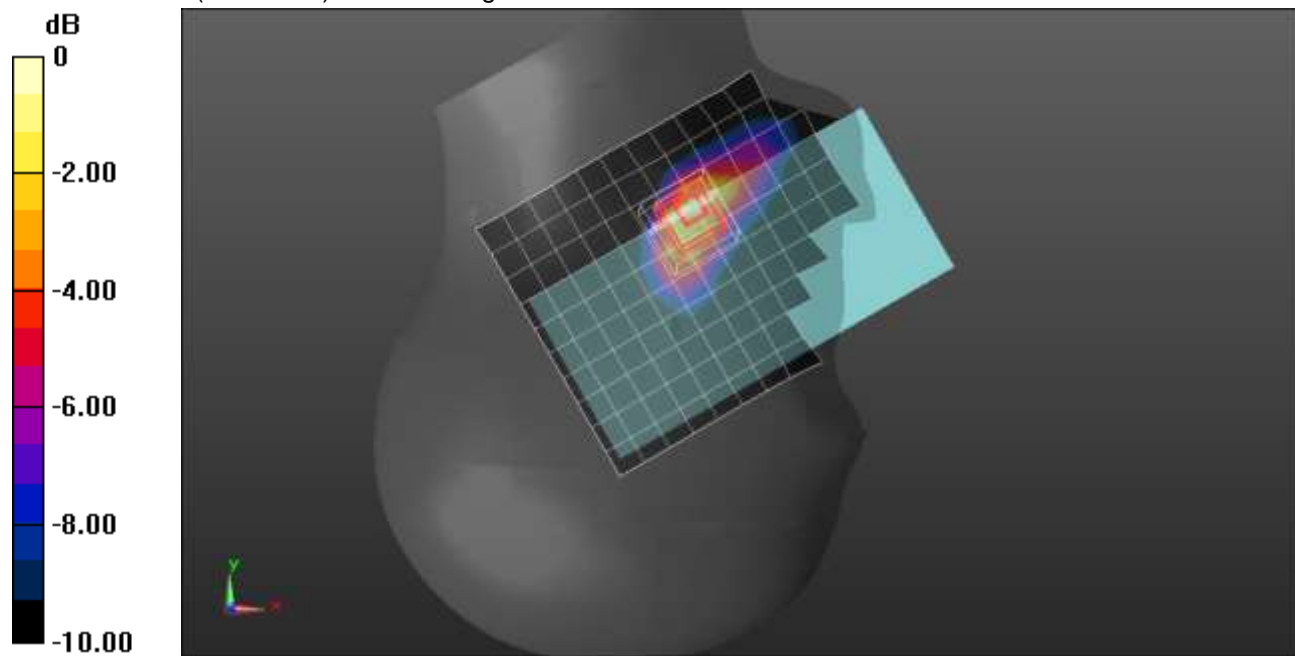
Frequency: 2535 MHz; Duty Cycle: 1:1; Room Ambient Temperature: 24.0°C; Liquid Temperature: 23.0°C
 Medium parameters used: $f = 2535 \text{ MHz}$; $\sigma = 1.887 \text{ S/m}$; $\epsilon_r = 39.879$; $\rho = 1000 \text{ kg/m}^3$

DASY5 Configuration:

- Area Scan Setting: Find Secondary Maximum Within: 2.0 dB and with a peak SAR value greater than 0.0012W/kg
- Electronics: DAE4 Sn1472; Calibrated: 1/28/2021
- Probe: EX3DV4 - SN7587; ConvF(7.33, 7.33, 7.33) @ 2535 MHz; Calibrated: 4/27/2021
- Sensor-Surface: 2.5mm (Mechanical Surface Detection)
- Phantom: Twin-SAM V5.0 (30deg probe tilt); Type: QD 000 P40 CD; Serial: 1629

RHS/T_Touch_QPSK RB 1,107 ch 507000 /Area Scan (11x16x1): Measurement grid: dx=12mm, dy=12mm
 Maximum value of SAR (measured) = 0.279 W/kg

RHS/T_Touch_QPSK RB 1,107 ch 507000 /Zoom Scan (7x7x7)/Cube 0: Measurement grid: dx=5mm, dy=5mm, dz=5mm
 Reference Value = 11.41 V/m; Power Drift = -0.07 dB
 Peak SAR (extrapolated) = 0.396 W/kg
SAR(1 g) = 0.200 W/kg; SAR(10 g) = 0.098 W/kg
 Smallest distance from peaks to all points 3 dB below = 8.2 mm
 Ratio of SAR at M2 to SAR at M1 = 51.2%
 Maximum value of SAR (measured) = 0.275 W/kg



0 dB = 0.275 W/kg = -5.61 dBW/kg

n7 ANT 1

Frequency: 2535 MHz; Duty Cycle: 1:1; Room Ambient Temperature: 24.0°C; Liquid Temperature: 23.0°C
 Medium parameters used: $f = 2535 \text{ MHz}$; $\sigma = 1.957 \text{ S/m}$; $\epsilon_r = 40.496$; $\rho = 1000 \text{ kg/m}^3$

DASY5 Configuration:

- Area Scan Setting: Find Secondary Maximum Within: 2.0 dB and with a peak SAR value greater than 0.0012W/kg
- Electronics: DAE4 Sn1472; Calibrated: 1/28/2021
- Probe: EX3DV4 - SN7587; ConvF(7.33, 7.33, 7.33) @ 2535 MHz; Calibrated: 4/27/2021
- Sensor-Surface: 2.5mm (Mechanical Surface Detection)
- Phantom: Twin-SAM V5.0 (30deg probe tilt); Type: QD 000 P40 CD; Serial: 1629

Rear/QPSK RB 108,54 ch 507000/Area Scan (11x18x1): Measurement grid: $dx=12\text{mm}$, $dy=12\text{mm}$
 Maximum value of SAR (measured) = 0.718 W/kg

Rear/QPSK RB 108,54 ch 507000/Zoom Scan (7x7x7)/Cube 0: Measurement grid: $dx=5\text{mm}$, $dy=5\text{mm}$, $dz=5\text{mm}$

Reference Value = 19.40 V/m; Power Drift = 0.03 dB

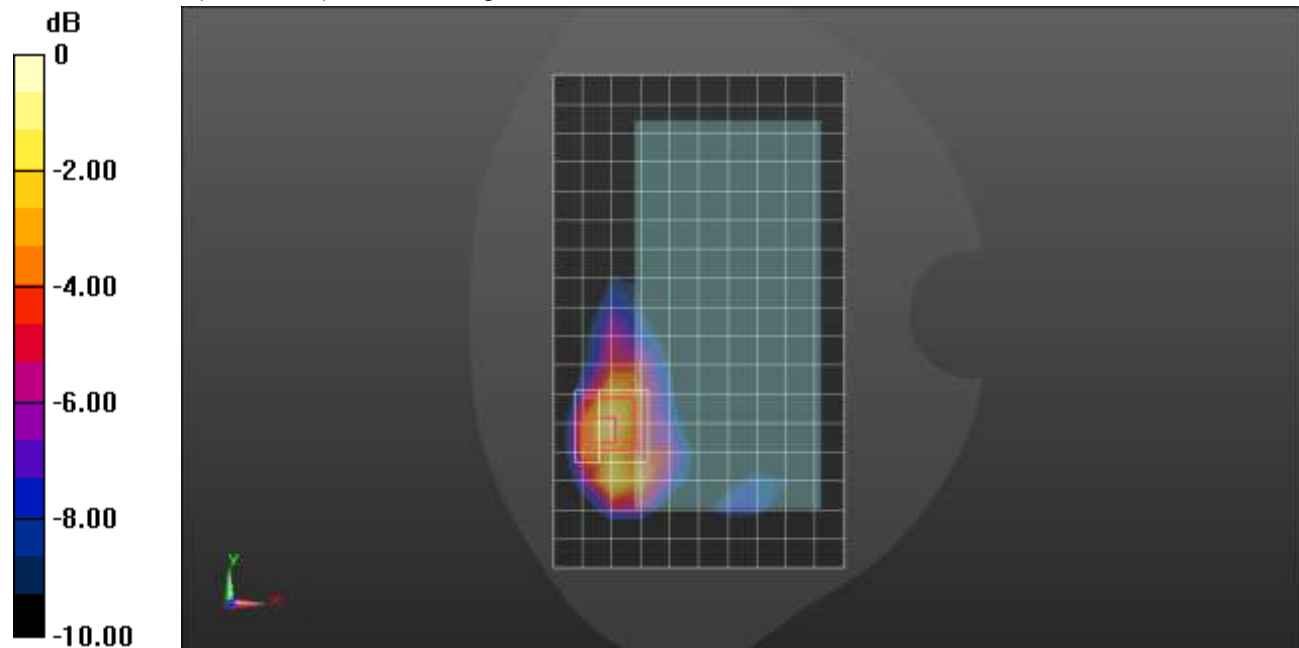
Peak SAR (extrapolated) = 1.24 W/kg

SAR(1 g) = 0.527 W/kg; SAR(10 g) = 0.236 W/kg

Smallest distance from peaks to all points 3 dB below = 8 mm

Ratio of SAR at M2 to SAR at M1 = 43%

Maximum value of SAR (measured) = 0.770 W/kg



0 dB = 0.770 W/kg = -1.14 dBW/kg

n7 ANT 1

Frequency: 2535 MHz; Duty Cycle: 1:1; Room Ambient Temperature: 24.0°C; Liquid Temperature: 23.0°C

Medium parameters used: $f = 2535 \text{ MHz}$; $\sigma = 1.957 \text{ S/m}$; $\epsilon_r = 40.496$; $\rho = 1000 \text{ kg/m}^3$

DASY5 Configuration:

- Area Scan Setting: Find Secondary Maximum Within: 2.0 dB and with a peak SAR value greater than 0.0012W/kg
- Electronics: DAE4 Sn1472; Calibrated: 1/28/2021
- Probe: EX3DV4 - SN7587; ConvF(7.33, 7.33, 7.33) @ 2535 MHz; Calibrated: 4/27/2021
- Sensor-Surface: 2.5mm (Mechanical Surface Detection)
- Phantom: Twin-SAM V5.0 (30deg probe tilt); Type: QD 000 P40 CD; Serial: 1629

Edge 2/QPSK RB 1,107 ch 507000/Area Scan (8x18x1): Measurement grid: dx=12mm, dy=12mm

Maximum value of SAR (measured) = 1.13 W/kg

Edge 2/QPSK RB 1,107 ch 507000/Zoom Scan (7x7x7)/Cube 0: Measurement grid: dx=5mm, dy=5mm, dz=5mm

Reference Value = 24.63 V/m; Power Drift = -0.08 dB

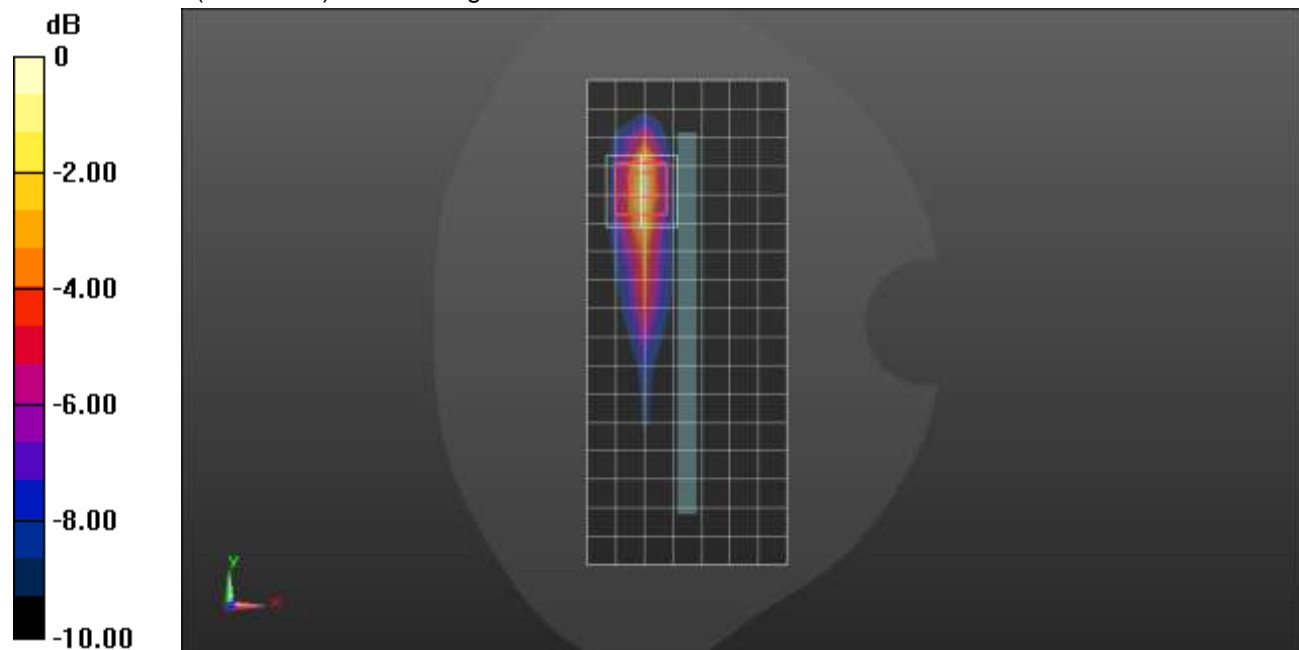
Peak SAR (extrapolated) = 1.83 W/kg

SAR(1 g) = 0.778 W/kg; SAR(10 g) = 0.319 W/kg

Smallest distance from peaks to all points 3 dB below = 7 mm

Ratio of SAR at M2 to SAR at M1 = 43.7%

Maximum value of SAR (measured) = 1.18 W/kg



0 dB = 1.18 W/kg = 0.72 dBW/kg

n7 ANT 2

Frequency: 2535 MHz; Duty Cycle: 1:1; Room Ambient Temperature: 24.0°C; Liquid Temperature: 23.0°C

Medium parameters used: $f = 2535 \text{ MHz}$; $\sigma = 1.887 \text{ S/m}$; $\epsilon_r = 39.879$; $\rho = 1000 \text{ kg/m}^3$

DASY5 Configuration:

- Area Scan Setting: Find Secondary Maximum Within: 2.0 dB and with a peak SAR value greater than 0.0012W/kg
- Electronics: DAE4 Sn1472; Calibrated: 1/28/2021
- Probe: EX3DV4 - SN7587; ConvF(7.33, 7.33, 7.33) @ 2535 MHz; Calibrated: 4/27/2021
- Sensor-Surface: 2.5mm (Mechanical Surface Detection)
- Phantom: Twin-SAM V5.0 (30deg probe tilt); Type: QD 000 P40 CD; Serial: 1629

LHS/Touch_QPSK RB 216,0 ch 507000/Area Scan (11x16x1): Measurement grid: dx=12mm, dy=12mm

Maximum value of SAR (measured) = 0.870 W/kg

LHS/Touch_QPSK RB 216,0 ch 507000/Zoom Scan (7x7x7)/Cube 0: Measurement grid: dx=5mm, dy=5mm, dz=5mm

Reference Value = 22.84 V/m; Power Drift = -0.03 dB

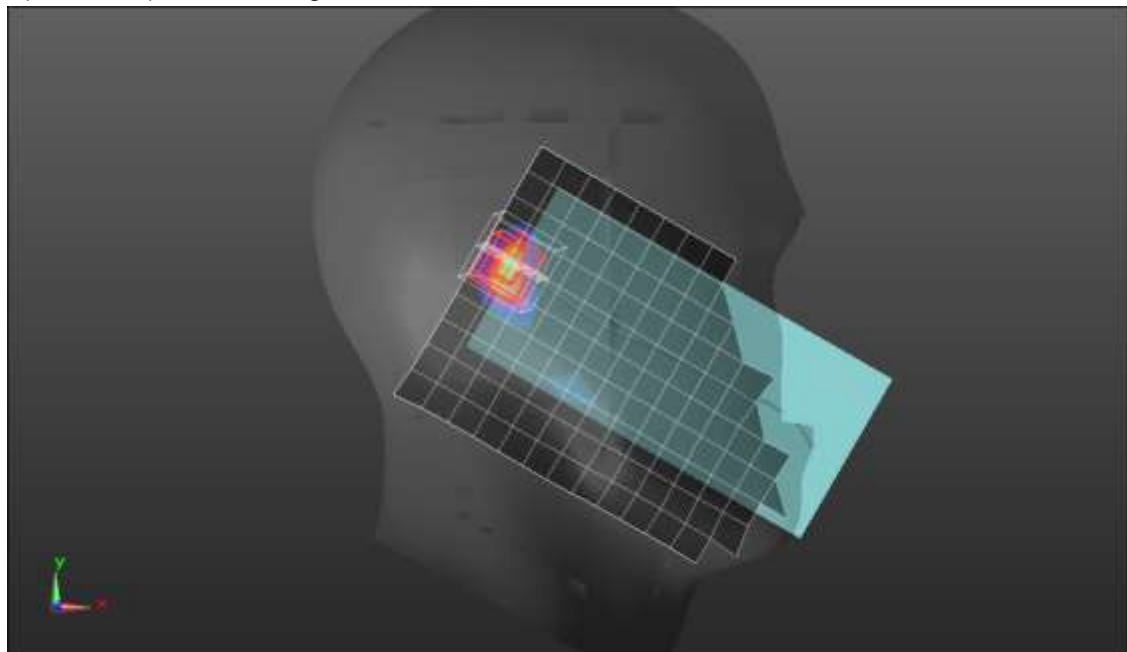
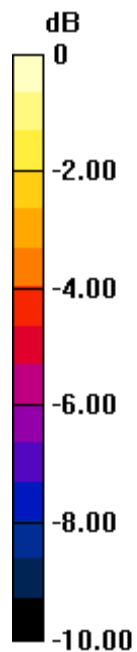
Peak SAR (extrapolated) = 1.51 W/kg

SAR(1 g) = 0.634 W/kg; SAR(10 g) = 0.245 W/kg

Smallest distance from peaks to all points 3 dB below = 6.7 mm

Ratio of SAR at M2 to SAR at M1 = 48.3%

Maximum value of SAR (measured) = 0.939 W/kg



0 dB = 0.939 W/kg = -0.27 dBW/kg

n7 ANT 2

Frequency: 2535 MHz; Duty Cycle: 1:1; Room Ambient Temperature: 24.0°C; Liquid Temperature: 23.0°C

Medium parameters used: $f = 2535 \text{ MHz}$; $\sigma = 1.957 \text{ S/m}$; $\epsilon_r = 40.496$; $\rho = 1000 \text{ kg/m}^3$

DASY5 Configuration:

- Area Scan Setting: Find Secondary Maximum Within: 2.0 dB and with a peak SAR value greater than 0.0012W/kg
- Electronics: DAE4 Sn1472; Calibrated: 1/28/2021
- Probe: EX3DV4 - SN7587; ConvF(7.33, 7.33, 7.33) @ 2535 MHz; Calibrated: 4/27/2021
- Sensor-Surface: 2.5mm (Mechanical Surface Detection)
- Phantom: Twin-SAM V5.0 (30deg probe tilt); Type: QD 000 P40 CD; Serial: 1629

Rear/QPSK RB 108,54 ch 507000/Area Scan (11x17x1): Measurement grid: dx=12mm, dy=12mm

Maximum value of SAR (measured) = 0.641 W/kg

Rear/QPSK RB 108,54 ch 507000/Zoom Scan (7x7x7)/Cube 0: Measurement grid: dx=5mm, dy=5mm, dz=5mm

Reference Value = 22.12 V/m; Power Drift = 0.03 dB

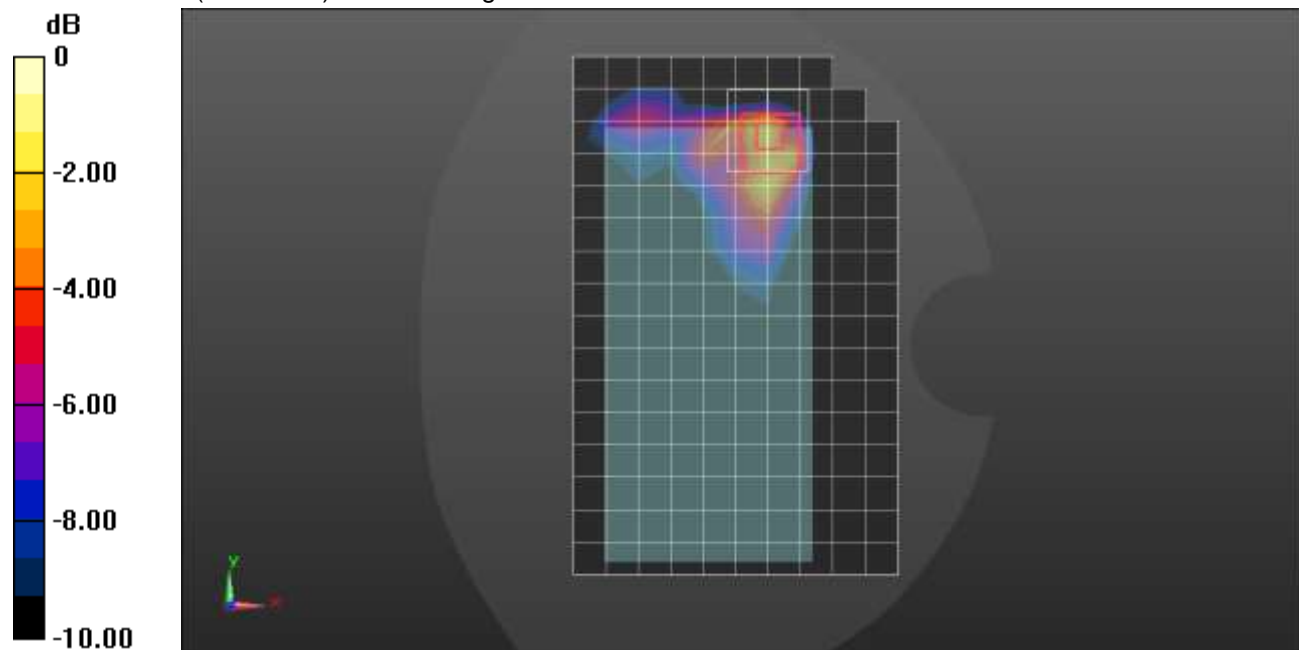
Peak SAR (extrapolated) = 1.70 W/kg

SAR(1 g) = 0.627 W/kg; SAR(10 g) = 0.243 W/kg

Smallest distance from peaks to all points 3 dB below = 6 mm

Ratio of SAR at M2 to SAR at M1 = 41.5%.

Maximum value of SAR (measured) = 0.945 W/kg



0 dB = 0.945 W/kg = -0.25 dBW/kg

n7 ANT 2

Frequency: 2535 MHz; Duty Cycle: 1:1; Room Ambient Temperature: 24.0°C; Liquid Temperature: 23.0°C

Medium parameters used: $f = 2535 \text{ MHz}$; $\sigma = 1.887 \text{ S/m}$; $\epsilon_r = 39.879$; $\rho = 1000 \text{ kg/m}^3$

DASY5 Configuration:

- Area Scan Setting: Find Secondary Maximum Within: 2.0 dB and with a peak SAR value greater than 0.0012W/kg
- Electronics: DAE4 Sn1472; Calibrated: 1/28/2021
- Probe: EX3DV4 - SN7587; ConvF(7.33, 7.33, 7.33) @ 2535 MHz; Calibrated: 4/27/2021
- Sensor-Surface: 2.5mm (Mechanical Surface Detection)
- Phantom: Twin-SAM V5.0 (30deg probe tilt); Type: QD 000 P40 CD; Serial: 1629

Edge 4/QPSK RB 108,54 ch 507000/Area Scan (8x18x1): Measurement grid: dx=12mm, dy=12mm
 Maximum value of SAR (measured) = 0.733 W/kg

Edge 4/QPSK RB 108,54 ch 507000/Zoom Scan (7x7x7)/Cube 0: Measurement grid: dx=5mm, dy=5mm, dz=5mm

Reference Value = 21.98 V/m; Power Drift = 0.01 dB

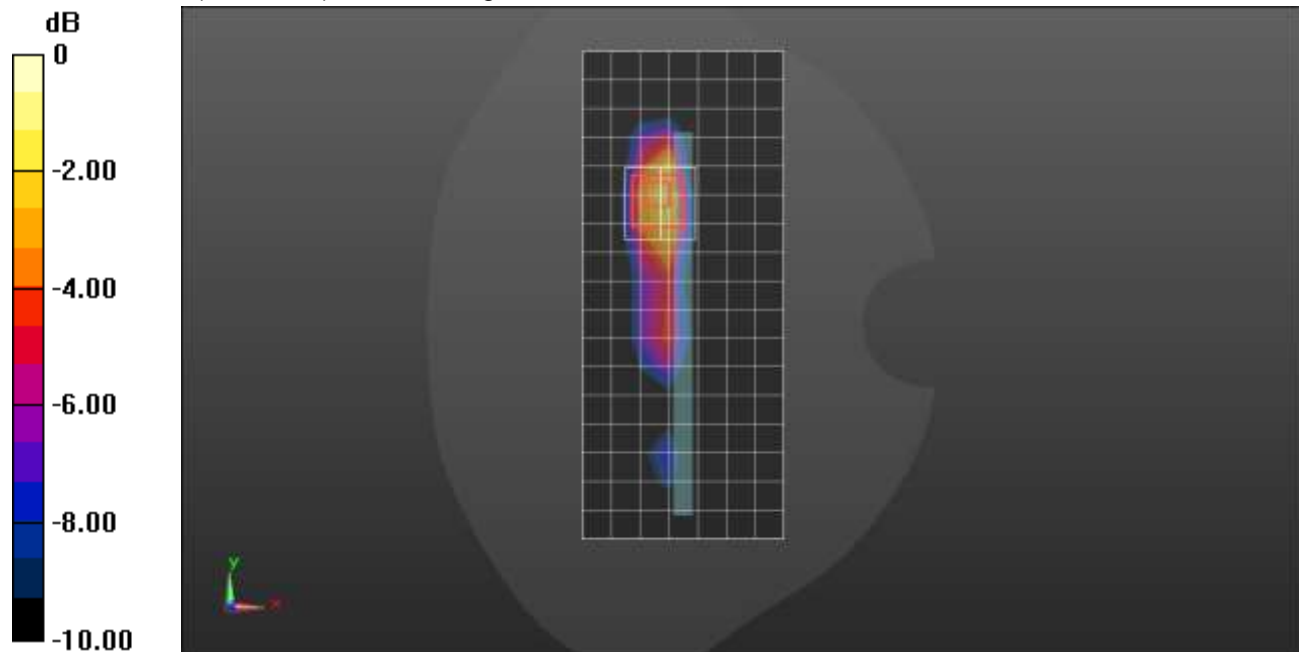
Peak SAR (extrapolated) = 1.37 W/kg

SAR(1 g) = 0.618 W/kg; SAR(10 g) = 0.272 W/kg

Smallest distance from peaks to all points 3 dB below = 7 mm

Ratio of SAR at M2 to SAR at M1 = 47.2%

Maximum value of SAR (measured) = 0.903 W/kg



0 dB = 0.903 W/kg = -0.44 dBW/kg

n7 ANT 3

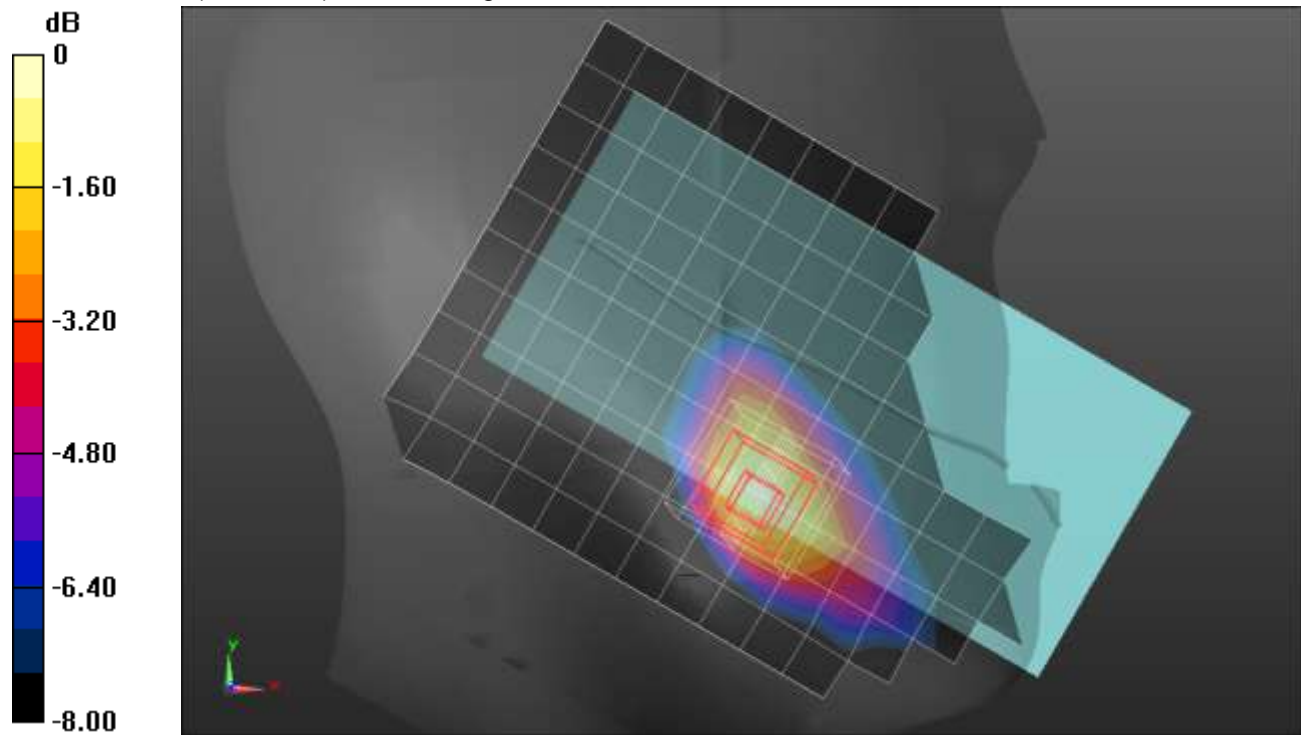
Frequency: 2535 MHz; Duty Cycle: 1:1; Room Ambient Temperature: 24.0°C; Liquid Temperature: 23.0°C
 Medium parameters used: $f = 2535 \text{ MHz}$; $\sigma = 1.849 \text{ S/m}$; $\epsilon_r = 38.002$; $\rho = 1000 \text{ kg/m}^3$

DASY5 Configuration:

- Area Scan Setting: Find Secondary Maximum Within: 2.0 dB and with a peak SAR value greater than 0.0012W/kg
- Electronics: DAE4 Sn1239; Calibrated: 7/29/2020
- Probe: EX3DV4 - SN7498; ConvF(7.66, 7.66, 7.66) @ 2535 MHz; Calibrated: 3/18/2021
- Sensor-Surface: 2.5mm (Mechanical Surface Detection)
- Phantom: Twin-SAM V8.0 (20deg probe tilt); Type: QD 000 P41 Ax; Serial: xxxx

LHS/Touch_QPSK RB 1,107 ch 507000/Area Scan (11x16x1): Measurement grid: dx=12mm, dy=12mm
 Maximum value of SAR (measured) = 0.305 W/kg

LHS/Touch_QPSK RB 1,107 ch 507000/Zoom Scan (7x7x7)/Cube 0: Measurement grid: dx=5mm, dy=5mm, dz=5mm
 Reference Value = 12.52 V/m; Power Drift = 0.08 dB
 Peak SAR (extrapolated) = 0.412 W/kg
SAR(1 g) = 0.236 W/kg; SAR(10 g) = 0.129 W/kg
 Smallest distance from peaks to all points 3 dB below = 11.5 mm
 Ratio of SAR at M2 to SAR at M1 = 56.8%
 Maximum value of SAR (measured) = 0.304 W/kg



0 dB = 0.304 W/kg = -5.17 dBW/kg

n7 ANT 3

Frequency: 2535 MHz; Duty Cycle: 1:1; Room Ambient Temperature: 24.0°C; Liquid Temperature: 23.0°C

Medium parameters used: $f = 2535 \text{ MHz}$; $\sigma = 1.957 \text{ S/m}$; $\epsilon_r = 40.496$; $\rho = 1000 \text{ kg/m}^3$

DASY5 Configuration:

- Area Scan Setting: Find Secondary Maximum Within: 2.0 dB and with a peak SAR value greater than 0.0012W/kg
- Electronics: DAE4 Sn1472; Calibrated: 1/28/2021
- Probe: EX3DV4 - SN7587; ConvF(7.33, 7.33, 7.33) @ 2535 MHz; Calibrated: 4/27/2021
- Sensor-Surface: 2.5mm (Mechanical Surface Detection (Locations From Previous Scan Used)), Sensor-Surface: 2.5mm (Mechanical Surface Detection)
- Phantom: Twin-SAM V5.0 (30deg probe tilt); Type: QD 000 P40 CD; Serial: 1629

Rear/QPSK RB 108,54 ch 507000/Area Scan (11x17x1): Measurement grid: dx=12mm, dy=12mm

Maximum value of SAR (measured) = 0.792 W/kg

Rear/QPSK RB 108,54 ch 507000/Zoom Scan (8x9x7)/Cube 0: Measurement grid: dx=5mm, dy=5mm, dz=5mm

Reference Value = 20.12 V/m; Power Drift = -0.09 dB

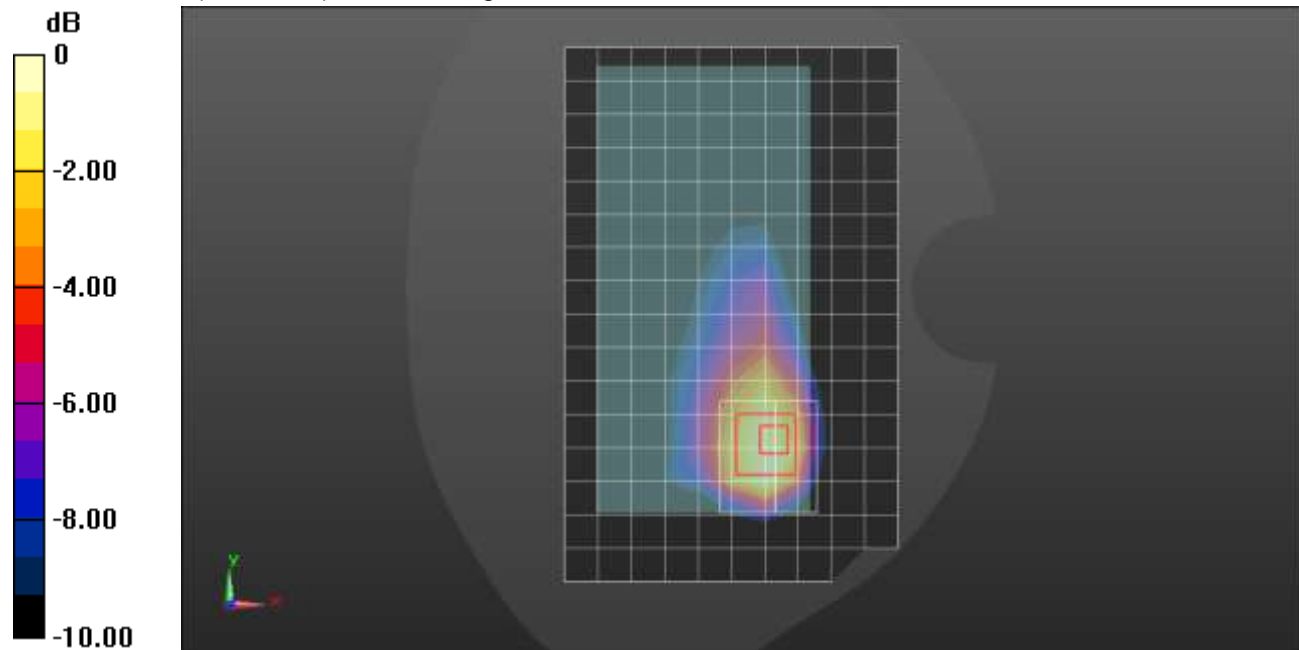
Peak SAR (extrapolated) = 1.28 W/kg

SAR(1 g) = 0.609 W/kg; SAR(10 g) = 0.314 W/kg

Smallest distance from peaks to all points 3 dB below = 8.9 mm

Ratio of SAR at M2 to SAR at M1 = 49.8%

Maximum value of SAR (measured) = 0.846 W/kg



0 dB = 0.846 W/kg = -0.73 dBW/kg

n7 ANT 3

Frequency: 2535 MHz; Duty Cycle: 1:1; Room Ambient Temperature: 24.0°C; Liquid Temperature: 23.0°C

Medium parameters used: $f = 2535 \text{ MHz}$; $\sigma = 1.957 \text{ S/m}$; $\epsilon_r = 40.496$; $\rho = 1000 \text{ kg/m}^3$

DASY5 Configuration:

- Area Scan Setting: Find Secondary Maximum Within: 2.0 dB and with a peak SAR value greater than 0.0012W/kg
- Electronics: DAE4 Sn1472; Calibrated: 1/28/2021
- Probe: EX3DV4 - SN7587; ConvF(7.33, 7.33, 7.33) @ 2535 MHz; Calibrated: 4/27/2021
- Sensor-Surface: 2.5mm (Mechanical Surface Detection (Locations From Previous Scan Used)), Sensor-Surface: 2.5mm (Mechanical Surface Detection)
- Phantom: Twin-SAM V5.0 (30deg probe tilt); Type: QD 000 P40 CD; Serial: 1629

Edge 4/QPSK RB 108,54 ch 507000/Area Scan (8x18x1): Measurement grid: dx=12mm, dy=12mm
 Maximum value of SAR (measured) = 0.999 W/kg

Edge 4/QPSK RB 108,54 ch 507000/Zoom Scan (7x7x7)/Cube 0: Measurement grid: dx=5mm, dy=5mm, dz=5mm

Reference Value = 24.49 V/m; Power Drift = -0.01 dB

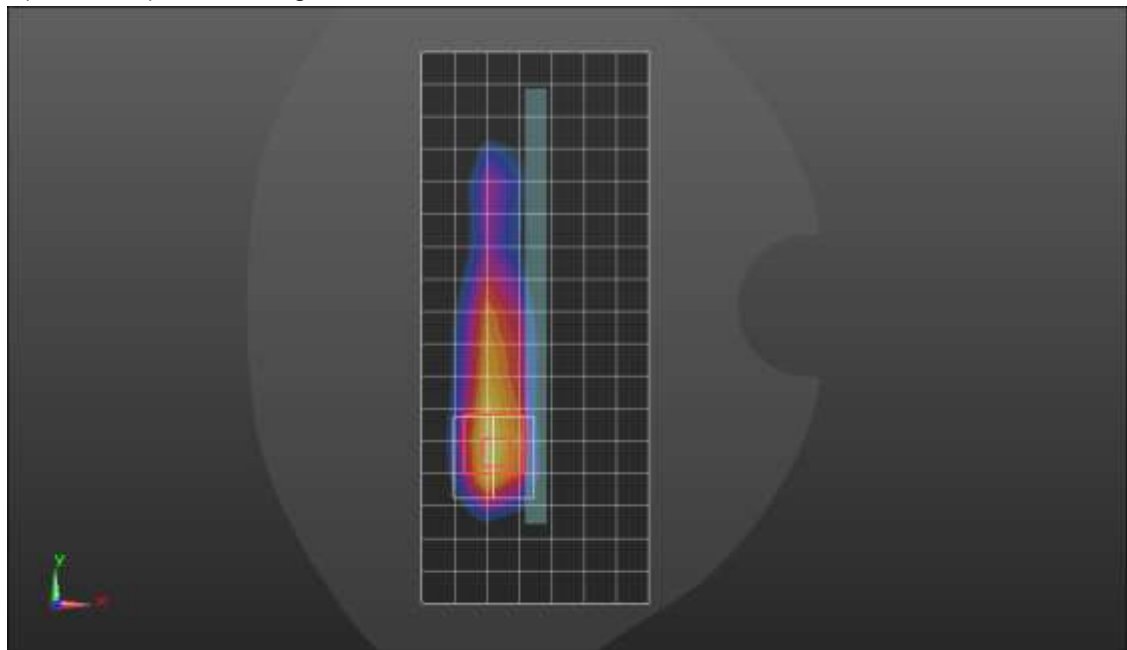
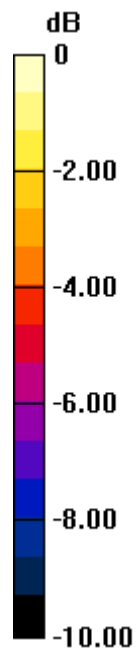
Peak SAR (extrapolated) = 1.72 W/kg

SAR(1 g) = 0.779 W/kg; SAR(10 g) = 0.348 W/kg

Smallest distance from peaks to all points 3 dB below = 8 mm

Ratio of SAR at M2 to SAR at M1 = 46.2%

Maximum value of SAR (measured) = 1.14 W/kg



0 dB = 1.14 W/kg = 0.57 dBW/kg

n7 ANT 4

Frequency: 2535 MHz; Duty Cycle: 1:1; Room Ambient Temperature: 24.0°C; Liquid Temperature: 23.0°C
 Medium parameters used: $f = 2535 \text{ MHz}$; $\sigma = 1.887 \text{ S/m}$; $\epsilon_r = 39.879$; $\rho = 1000 \text{ kg/m}^3$

DASY5 Configuration:

- Area Scan Setting: Find Secondary Maximum Within: 2.0 dB and with a peak SAR value greater than 0.0012W/kg
- Electronics: DAE4 Sn1472; Calibrated: 1/28/2021
- Probe: EX3DV4 - SN7587; ConvF(7.33, 7.33, 7.33) @ 2535 MHz; Calibrated: 4/27/2021
- Sensor-Surface: 2.5mm (Mechanical Surface Detection)
- Phantom: Twin-SAM V5.0 (30deg probe tilt); Type: QD 000 P40 CD; Serial: 1629

LHS/Touch_QPSK RB 108,54 ch 507000 2/Area Scan (11x17x1): Measurement grid: dx=12mm, dy=12mm

Maximum value of SAR (measured) = 1.02 W/kg

LHS/Touch_QPSK RB 108,54 ch 507000 2/Zoom Scan (7x7x7)/Cube 0: Measurement grid: dx=5mm, dy=5mm, dz=5mm

Reference Value = 22.48 V/m; Power Drift = 0.03 dB

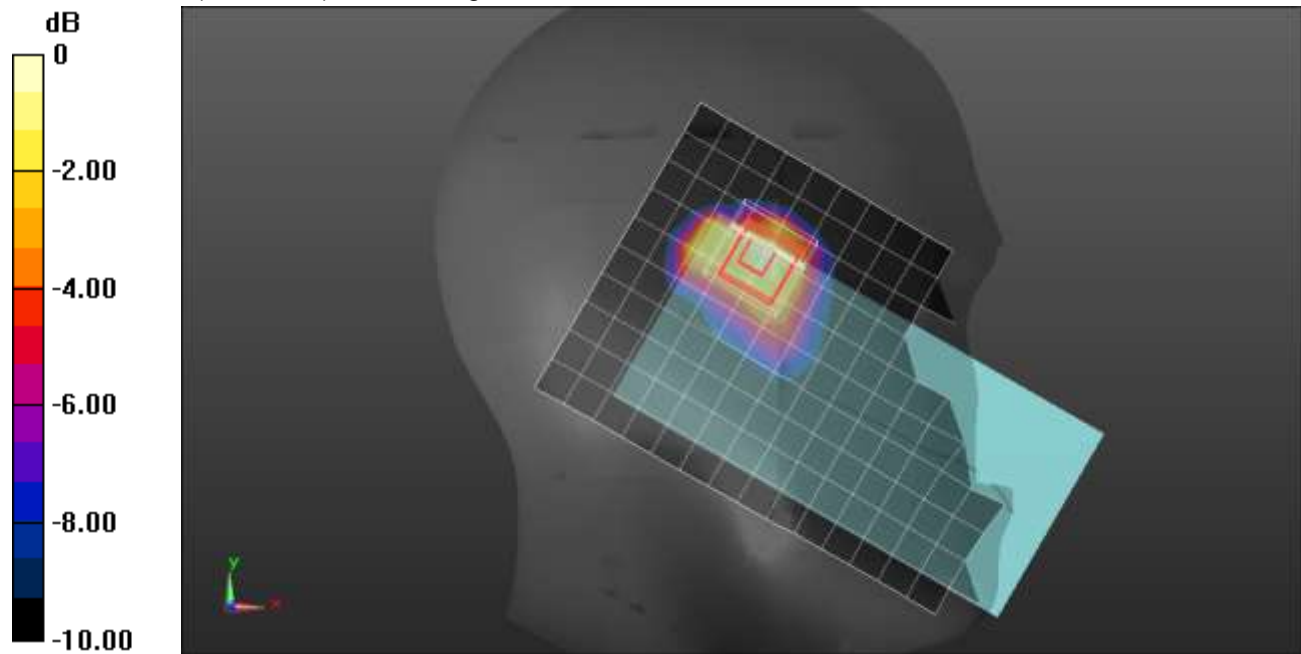
Peak SAR (extrapolated) = 1.81 W/kg

SAR(1 g) = 0.803 W/kg; SAR(10 g) = 0.407 W/kg

Smallest distance from peaks to all points 3 dB below = 9.9 mm

Ratio of SAR at M2 to SAR at M1 = 39.3%

Maximum value of SAR (measured) = 1.06 W/kg



0 dB = 1.06 W/kg = 0.25 dBW/kg

n7 ANT 4

Frequency: 2535 MHz; Duty Cycle: 1:1; Room Ambient Temperature: 24.0°C; Liquid Temperature: 23.0°C

Medium parameters used: $f = 2535 \text{ MHz}$; $\sigma = 1.887 \text{ S/m}$; $\epsilon_r = 39.879$; $\rho = 1000 \text{ kg/m}^3$

DASY5 Configuration:

- Area Scan Setting: Find Secondary Maximum Within: 2.0 dB and with a peak SAR value greater than 0.0012W/kg
- Electronics: DAE4 Sn1472; Calibrated: 1/28/2021
- Probe: EX3DV4 - SN7587; ConvF(7.33, 7.33, 7.33) @ 2535 MHz; Calibrated: 4/27/2021
- Sensor-Surface: 2.5mm (Mechanical Surface Detection)
- Phantom: Twin-SAM V5.0 (30deg probe tilt); Type: QD 000 P40 CD; Serial: 1629

Rear/QPSK RB 108,54 ch 507000/Area Scan (11x17x1): Measurement grid: dx=12mm, dy=12mm

Maximum value of SAR (measured) = 0.770 W/kg

Rear/QPSK RB 108,54 ch 507000/Zoom Scan (7x7x7)/Cube 0: Measurement grid: dx=5mm, dy=5mm, dz=5mm

Reference Value = 20.79 V/m; Power Drift = 0.06 dB

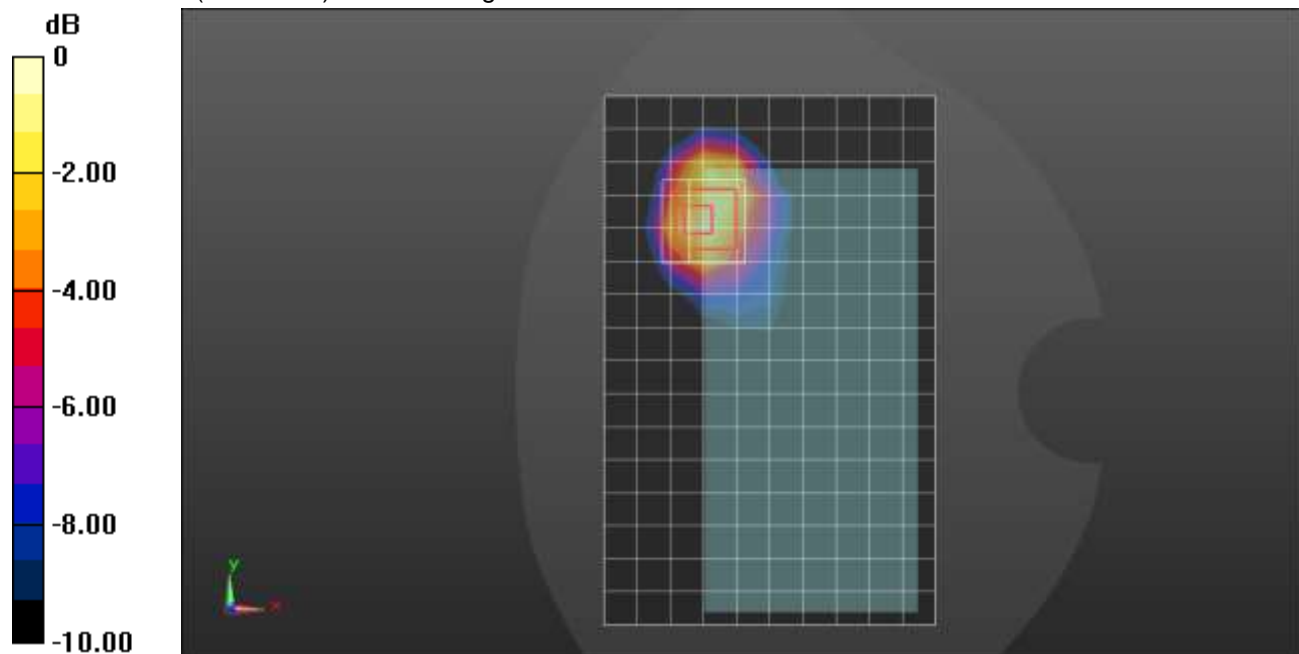
Peak SAR (extrapolated) = 1.28 W/kg

SAR(1 g) = 0.607 W/kg; SAR(10 g) = 0.302 W/kg

Smallest distance from peaks to all points 3 dB below = 10 mm

Ratio of SAR at M2 to SAR at M1 = 45.1%

Maximum value of SAR (measured) = 0.825 W/kg



0 dB = 0.825 W/kg = -0.84 dBW/kg

n7 ANT 4

Frequency: 2535 MHz; Duty Cycle: 1:1; Room Ambient Temperature: 24.0°C; Liquid Temperature: 23.0°C

Medium parameters used: $f = 2535 \text{ MHz}$; $\sigma = 1.957 \text{ S/m}$; $\epsilon_r = 40.496$; $\rho = 1000 \text{ kg/m}^3$

DASY5 Configuration:

- Area Scan Setting: Find Secondary Maximum Within: 2.0 dB and with a peak SAR value greater than 0.0012W/kg
- Electronics: DAE4 Sn1472; Calibrated: 1/28/2021
- Probe: EX3DV4 - SN7587; ConvF(7.33, 7.33, 7.33) @ 2535 MHz; Calibrated: 4/27/2021
- Sensor-Surface: 2.5mm (Mechanical Surface Detection)
- Phantom: Twin-SAM V5.0 (30deg probe tilt); Type: QD 000 P40 CD; Serial: 1629

Edge 2/QPSK RB 108,54 ch 507000/Area Scan (8x18x1): Measurement grid: dx=12mm, dy=12mm

Maximum value of SAR (measured) = 1.04 W/kg

Edge 2/QPSK RB 108,54 ch 507000/Zoom Scan (7x7x7)/Cube 0: Measurement grid: dx=5mm, dy=5mm, dz=5mm

Reference Value = 24.22 V/m; Power Drift = -0.04 dB

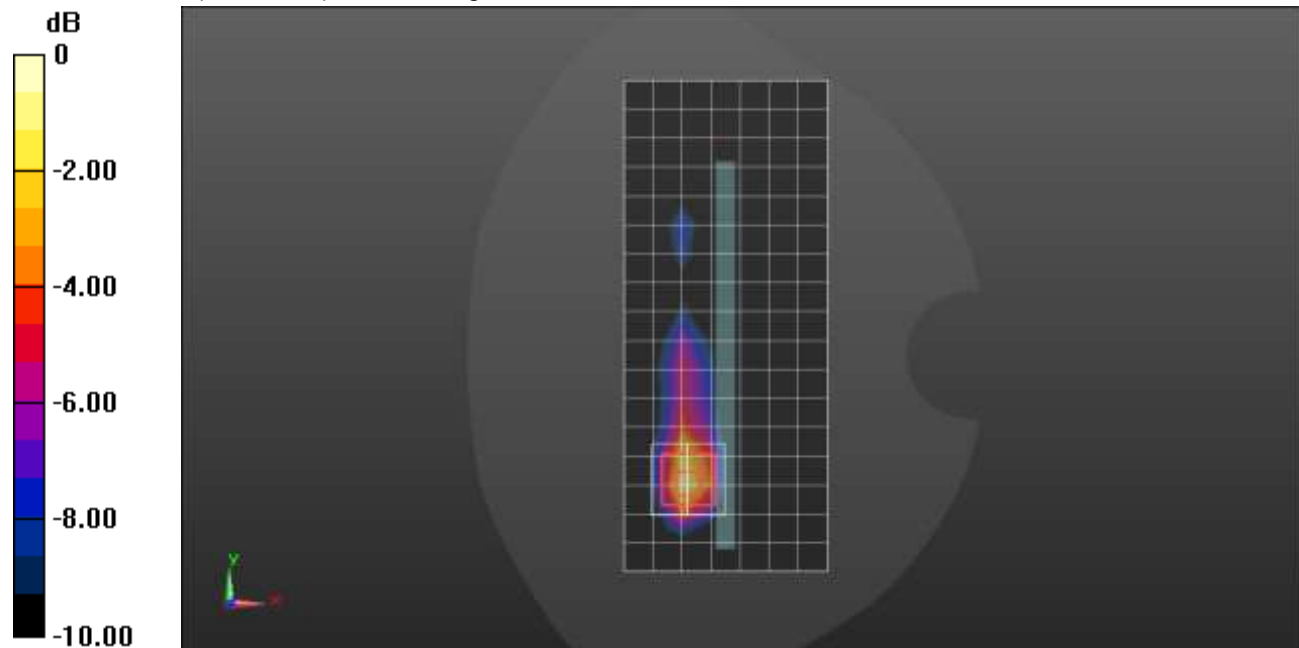
Peak SAR (extrapolated) = 1.80 W/kg

SAR(1 g) = 0.724 W/kg; SAR(10 g) = 0.298 W/kg

Smallest distance from peaks to all points 3 dB below = 8 mm

Ratio of SAR at M2 to SAR at M1 = 41.8%

Maximum value of SAR (measured) = 1.09 W/kg



0 dB = 1.09 W/kg = 0.37 dBW/kg

n12 ANT 1

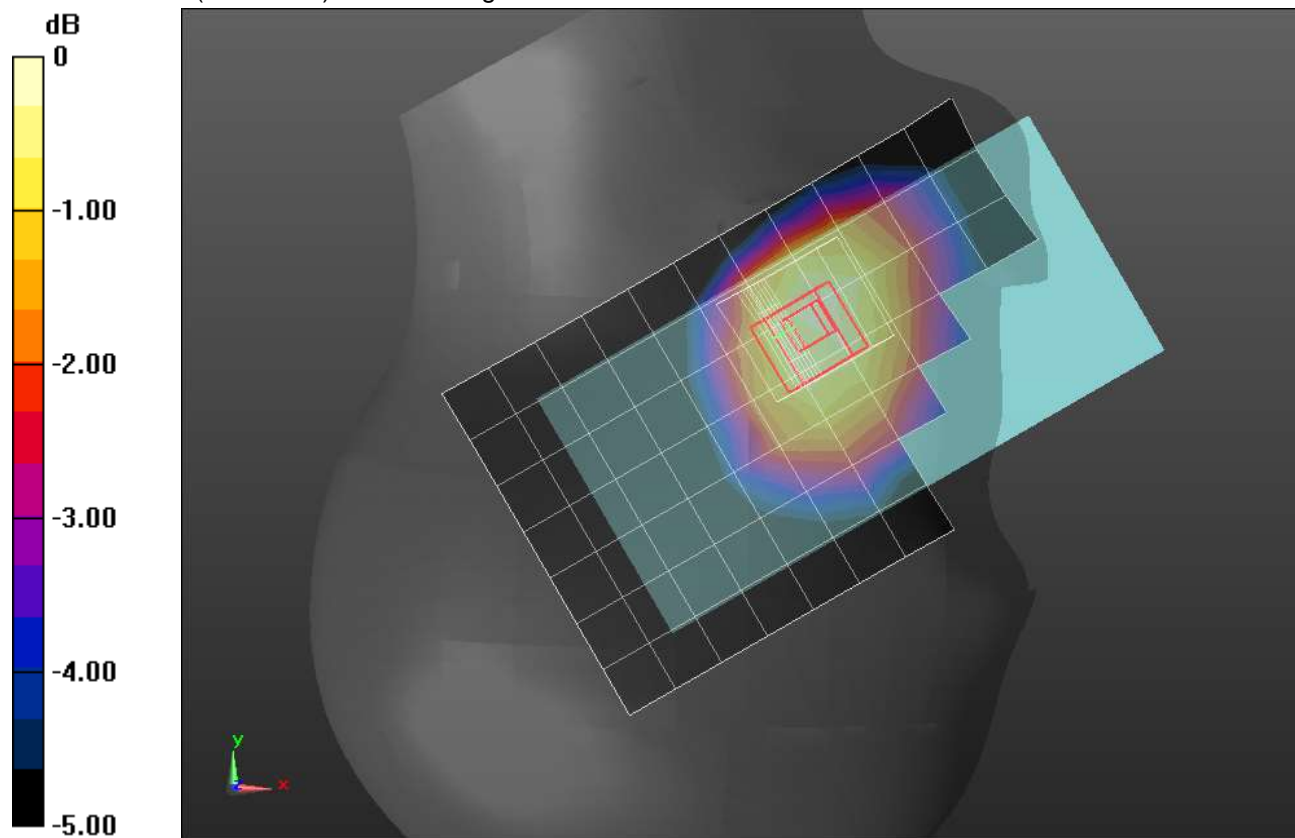
Frequency: 707.5 MHz; Duty Cycle: 1:1; Room Ambient Temperature: 24.0°C; Liquid Temperature: 23.0°C
 Medium parameters used (interpolated): $f = 707.5$ MHz; $\sigma = 0.871$ S/m; $\epsilon_r = 41.242$; $\rho = 1000$ kg/m³

DASY5 Configuration:

- Area Scan Setting: Find Secondary Maximum Within: 2.0 dB and with a peak SAR value greater than 0.0012W/kg
- Electronics: DAE4 Sn1261; Calibrated: 2/24/2021
- Probe: EX3DV4 - SN7581; ConvF(10.77, 10.77, 10.77) @ 707.5 MHz; Calibrated: 3/1/2021
- Sensor-Surface: 1.4mm (Mechanical Surface Detection)
- Phantom: Twin-SAM V8.0 (30deg probe tilt); Type: QD 000 P41 Ax; Serial: xxxx

RHS/Touch_QPSK RB 1,40 Ch 141500/Area Scan (8x13x1): Measurement grid: dx=15mm, dy=15mm
 Maximum value of SAR (measured) = 0.117 W/kg

RHS/Touch_QPSK RB 1,40 Ch 141500/Zoom Scan (5x5x7)/Cube 0: Measurement grid: dx=8mm, dy=8mm, dz=5mm
 Reference Value = 0.7190 V/m; Power Drift = -0.10 dB
 Peak SAR (extrapolated) = 0.127 W/kg
SAR(1 g) = 0.099 W/kg; SAR(10 g) = 0.076 W/kg
 Smallest distance from peaks to all points 3 dB below: Larger than measurement grid
 Ratio of SAR at M2 to SAR at M1 = 77.3%
 Maximum value of SAR (measured) = 0.117 W/kg



0 dB = 0.117 W/kg = -9.32 dBW/kg

n12 ANT 1

Frequency: 707.5 MHz; Duty Cycle: 1:1; Room Ambient Temperature: 24.0°C; Liquid Temperature: 23.0°C
 Medium parameters used (interpolated): $f = 707.5$ MHz; $\sigma = 0.871$ S/m; $\epsilon_r = 41.242$; $\rho = 1000$ kg/m³

DASY5 Configuration:

- Area Scan Setting: Find Secondary Maximum Within: 2.0 dB and with a peak SAR value greater than 0.0012W/kg
- Electronics: DAE4 Sn1261; Calibrated: 2/24/2021
- Probe: EX3DV4 - SN7581; ConvF(10.77, 10.77, 10.77) @ 707.5 MHz; Calibrated: 3/1/2021
- Sensor-Surface: 1.4mm (Mechanical Surface Detection)
- Phantom: Twin-SAM V8.0 (30deg probe tilt); Type: QD 000 P41 Ax; Serial: xxxx

Rear/QPSK RB 1,40 Ch 141500/Area Scan (9x14x1): Measurement grid: dx=15mm, dy=15mm
 Maximum value of SAR (measured) = 0.495 W/kg

Rear/QPSK RB 1,40 Ch 141500/Zoom Scan (5x5x7)/Cube 0: Measurement grid: dx=8mm, dy=8mm, dz=5mm

Reference Value = 21.76 V/m; Power Drift = -0.09 dB

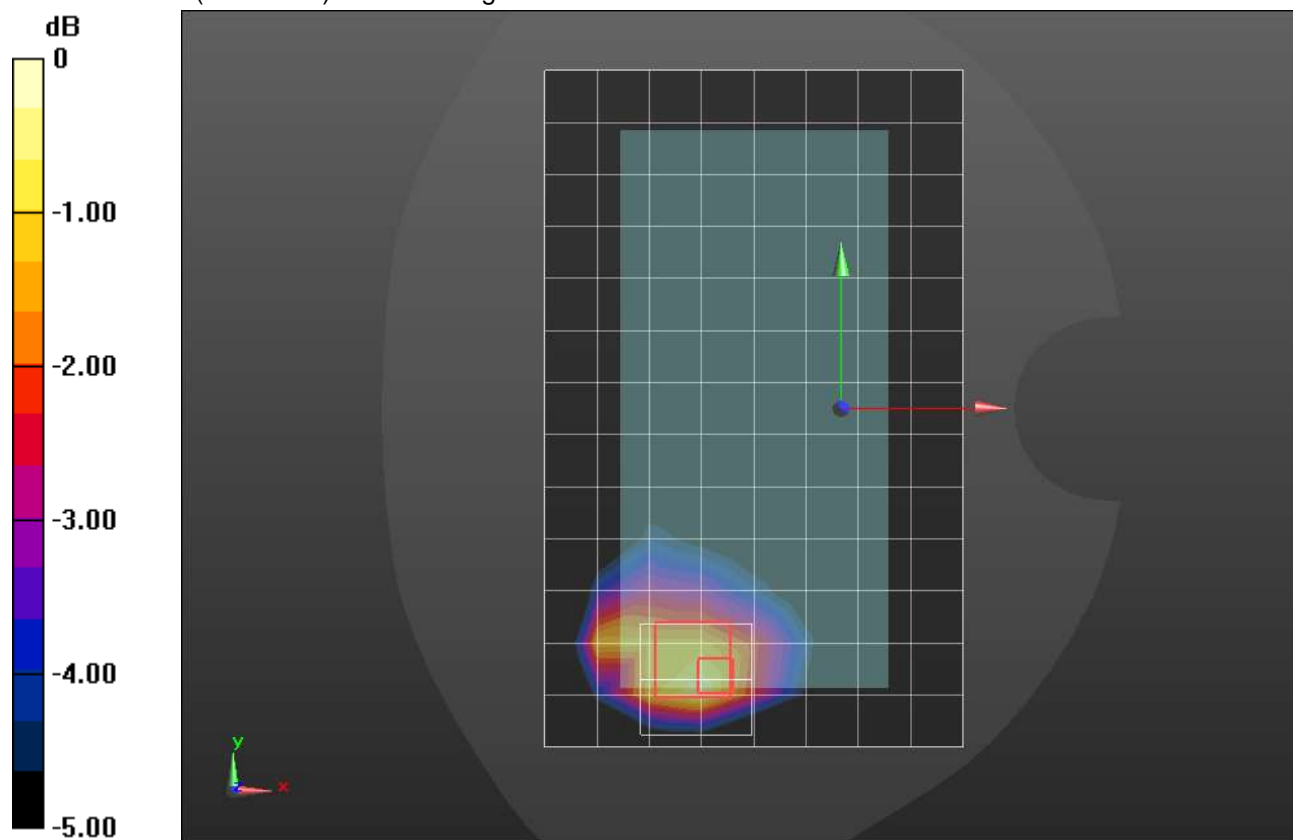
Peak SAR (extrapolated) = 0.672 W/kg

SAR(1 g) = 0.322 W/kg; SAR(10 g) = 0.187 W/kg

Smallest distance from peaks to all points 3 dB below = 12.2 mm

Ratio of SAR at M2 to SAR at M1 = 47.5%

Maximum value of SAR (measured) = 0.526 W/kg



0 dB = 0.526 W/kg = -2.79 dBW/kg

n12 ANT 1

Frequency: 707.5 MHz; Duty Cycle: 1:1; Room Ambient Temperature: 24.0°C; Liquid Temperature: 23.0°C
 Medium parameters used (interpolated): $f = 707.5$ MHz; $\sigma = 0.871$ S/m; $\epsilon_r = 41.242$; $\rho = 1000$ kg/m³

DASY5 Configuration:

- Area Scan Setting: Find Secondary Maximum Within: 2.0 dB and with a peak SAR value greater than 0.0012W/kg
- Electronics: DAE4 Sn1261; Calibrated: 2/24/2021
- Probe: EX3DV4 - SN7581; ConvF(10.77, 10.77, 10.77) @ 707.5 MHz; Calibrated: 3/1/2021
- Sensor-Surface: 1.4mm (Mechanical Surface Detection)
- Phantom: Twin-SAM V8.0 (30deg probe tilt); Type: QD 000 P41 Ax; Serial: xxxx

Edge 2/QPSK RB 1,40 Ch 141500/Area Scan (7x14x1): Measurement grid: dx=15mm, dy=15mm

[Info: Interpolated medium parameters used for SAR evaluation.](#)

Maximum value of SAR (measured) = 0.408 W/kg

Edge 2/QPSK RB 1,40 Ch 141500/Zoom Scan (5x5x7)/Cube 0: Measurement grid: dx=8mm, dy=8mm, dz=5mm

Reference Value = 1.954 V/m; Power Drift = 0.19 dB

Peak SAR (extrapolated) = 0.587 W/kg

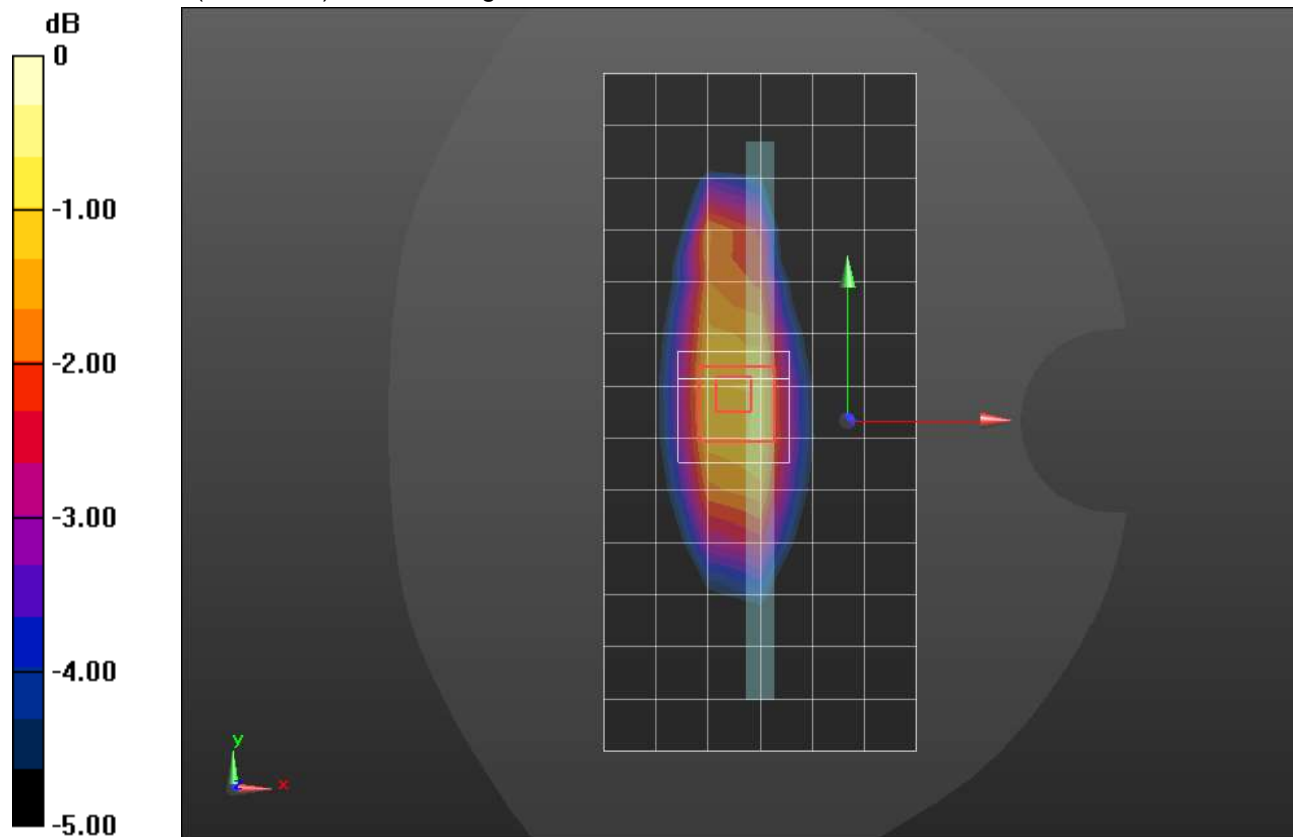
SAR(1 g) = 0.357 W/kg; SAR(10 g) = 0.226 W/kg

Smallest distance from peaks to all points 3 dB below = 16 mm

Ratio of SAR at M2 to SAR at M1 = 60.1%

[Info: Interpolated medium parameters used for SAR evaluation.](#)

Maximum value of SAR (measured) = 0.506 W/kg



0 dB = 0.506 W/kg = -2.96 dBW/kg

n12 ANT 2

Frequency: 707.5 MHz; Duty Cycle: 1:1; Room Ambient Temperature: 24.0°C; Liquid Temperature: 23.0°C
 Medium parameters used (interpolated): $f = 707.5$ MHz; $\sigma = 0.9$ S/m; $\epsilon_r = 42.22$; $\rho = 1000$ kg/m³

DASY5 Configuration:

- Area Scan Setting: Find Secondary Maximum Within: 2.0 dB and with a peak SAR value greater than 0.0012W/kg
- Electronics: DAE4 Sn1261; Calibrated: 2/24/2021
- Probe: EX3DV4 - SN7581; ConvF(10.77, 10.77, 10.77) @ 707.5 MHz; Calibrated: 3/1/2021
- Sensor-Surface: 1.4mm (Mechanical Surface Detection)
- Phantom: Twin-SAM V8.0 (30deg probe tilt); Type: QD 000 P41 Ax; Serial: xxxx

RHS/Touch_QPSK RB 1,40 Ch 141500/Area Scan (8x13x1): Measurement grid: dx=15mm, dy=15mm

[Info: Interpolated medium parameters used for SAR evaluation.](#)

Maximum value of SAR (measured) = 0.876 W/kg

RHS/Touch_QPSK RB 1,40 Ch 141500/Zoom Scan (5x5x7)/Cube 0: Measurement grid: dx=8mm, dy=8mm, dz=5mm

Reference Value = 27.61 V/m; Power Drift = 0.16 dB

Peak SAR (extrapolated) = 1.41 W/kg

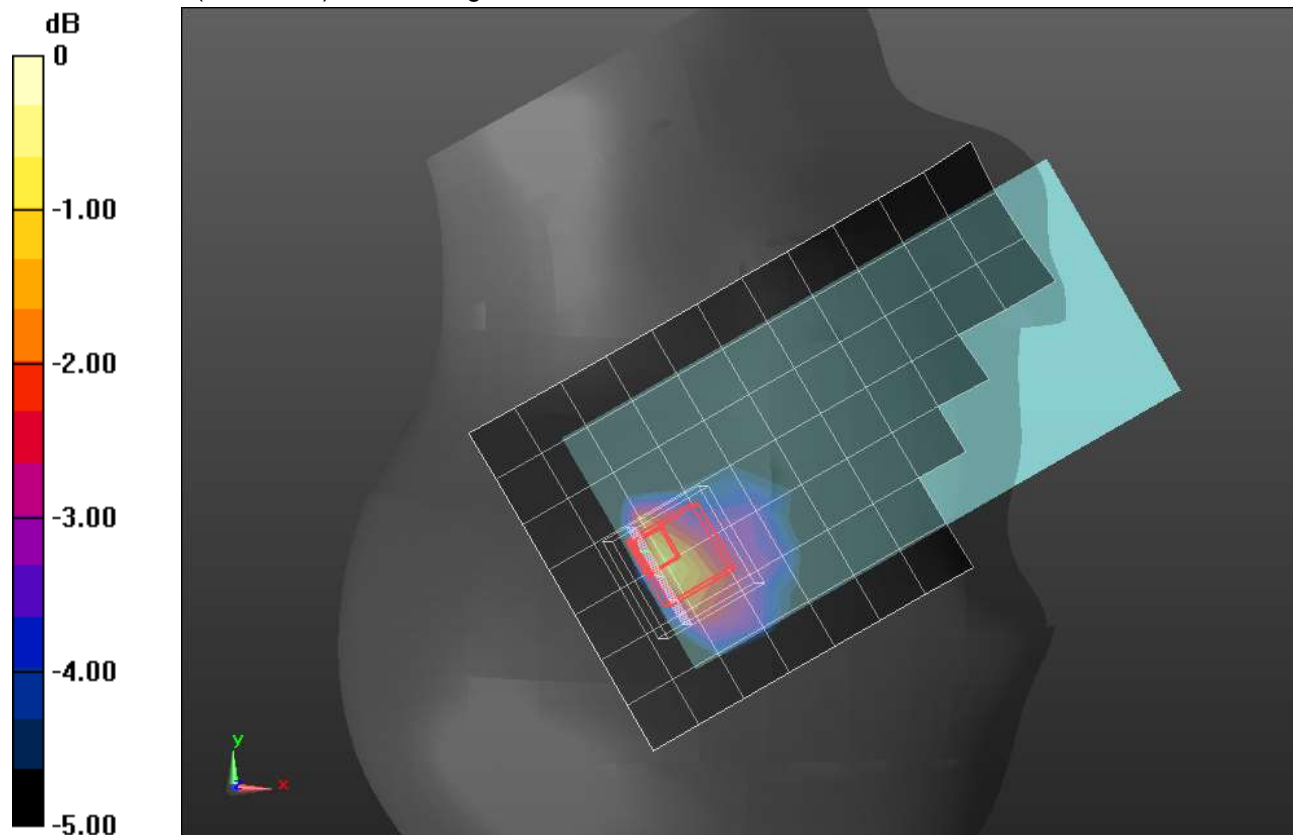
SAR(1 g) = 0.586 W/kg; SAR(10 g) = 0.344 W/kg

Smallest distance from peaks to all points 3 dB below = 7.2 mm

Ratio of SAR at M2 to SAR at M1 = 40.3%

[Info: Interpolated medium parameters used for SAR evaluation.](#)

Maximum value of SAR (measured) = 1.03 W/kg



0 dB = 1.03 W/kg = 0.13 dBW/kg

n12 ANT 2

Frequency: 707.5 MHz; Duty Cycle: 1:1; Room Ambient Temperature: 24.0°C; Liquid Temperature: 23.0°C
 Medium parameters used (interpolated): $f = 707.5$ MHz; $\sigma = 0.9$ S/m; $\epsilon_r = 42.22$; $\rho = 1000$ kg/m³

DASY5 Configuration:

- Area Scan Setting: Find Secondary Maximum Within: 2.0 dB and with a peak SAR value greater than 0.0012W/kg
- Electronics: DAE4 Sn1261; Calibrated: 2/24/2021
- Probe: EX3DV4 - SN7581; ConvF(10.77, 10.77, 10.77) @ 707.5 MHz; Calibrated: 3/1/2021
- Sensor-Surface: 1.4mm (Mechanical Surface Detection)
- Phantom: Twin-SAM V8.0 (30deg probe tilt); Type: QD 000 P41 Ax; Serial: xxxx

Rear/QPSK RB 1,40 Ch 141500/Area Scan (9x14x1):

Measurement grid: dx=15mm, dy=15mm
[Info: Interpolated medium parameters used for SAR evaluation.](#)

Maximum value of SAR (measured) = 0.389 W/kg

Rear/QPSK RB 1,40 Ch 141500/Zoom Scan (5x5x7)/Cube 0:

Measurement grid: dx=8mm, dy=8mm, dz=5mm
 Reference Value = 19.31 V/m; Power Drift = 0.00 dB

Peak SAR (extrapolated) = 0.570 W/kg

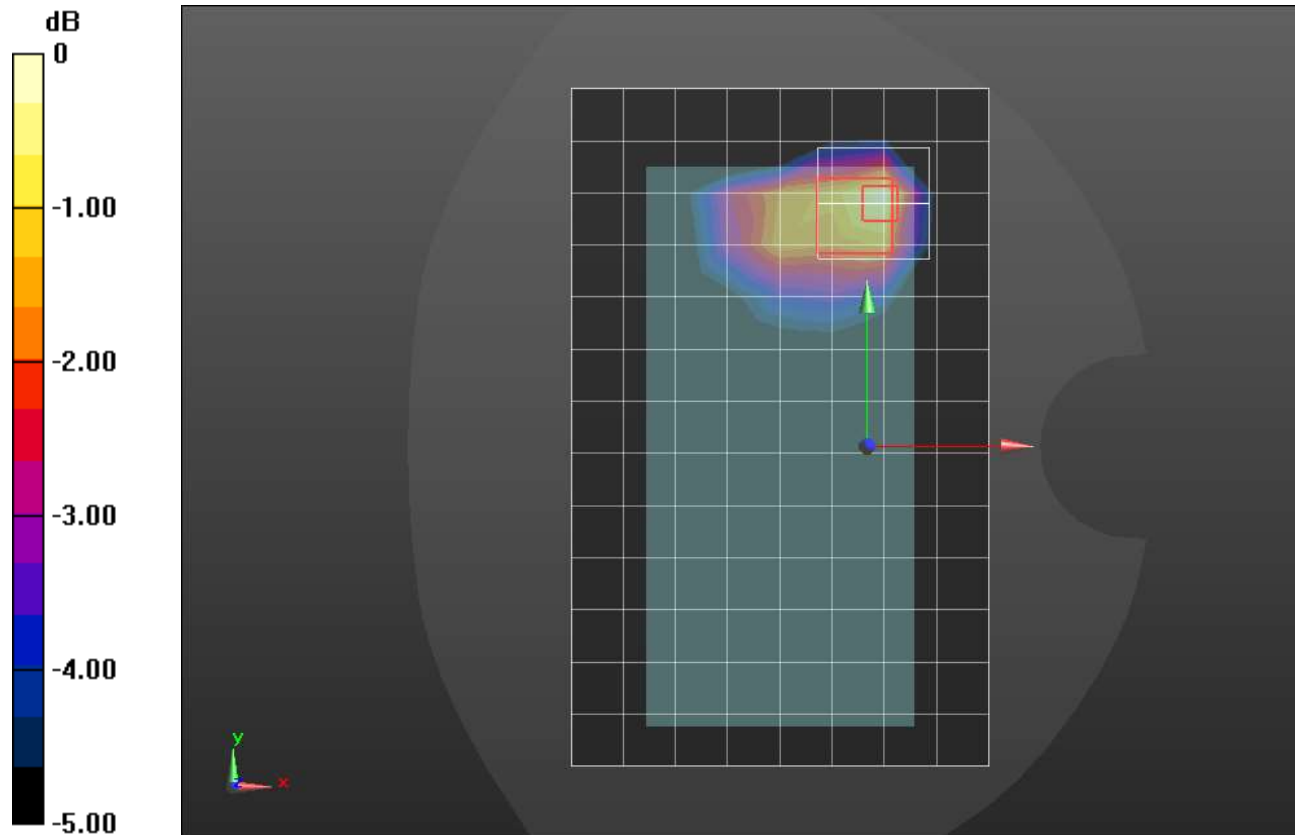
SAR(1 g) = 0.251 W/kg; SAR(10 g) = 0.151 W/kg

Smallest distance from peaks to all points 3 dB below = 10.1 mm

Ratio of SAR at M2 to SAR at M1 = 42.6%

[Info: Interpolated medium parameters used for SAR evaluation.](#)

Maximum value of SAR (measured) = 0.392 W/kg



0 dB = 0.392 W/kg = -4.07 dBW/kg

n25 ANT 1

Frequency: 1882.5 MHz; Duty Cycle: 1:1; Room Ambient Temperature: 24.0°C; Liquid Temperature: 23.0°C
 Medium parameters used (interpolated): $f = 1882.5$ MHz; $\sigma = 1.396$ S/m; $\epsilon_r = 38.288$; $\rho = 1000$ kg/m³

DASY5 Configuration:

- Area Scan Setting: Find Secondary Maximum Within: 2.0 dB and with a peak SAR value greater than 0.0012W/kg
- Electronics: DAE4 Sn1380; Calibrated: 8/19/2020
- Probe: EX3DV4 - SN3749; ConvF(7.86, 7.86, 7.86) @ 1882.5 MHz; Calibrated: 2/5/2021
- Sensor-Surface: 1.4mm (Mechanical Surface Detection)
- Phantom: SAM v4.0(A); Type: QD000P40CD; Serial: 1632

RHS/Touch_QPSK RB 1,53 Ch 376500/Area Scan (9x15x1): Measurement grid: dx=15mm, dy=15mm
 Maximum value of SAR (measured) = 0.398 W/kg

RHS/Touch_QPSK RB 1,53 Ch 376500/Zoom Scan (5x5x7)/Cube 0: Measurement grid: dx=8mm, dy=8mm, dz=5mm

Reference Value = 16.20 V/m; Power Drift = 0.06 dB

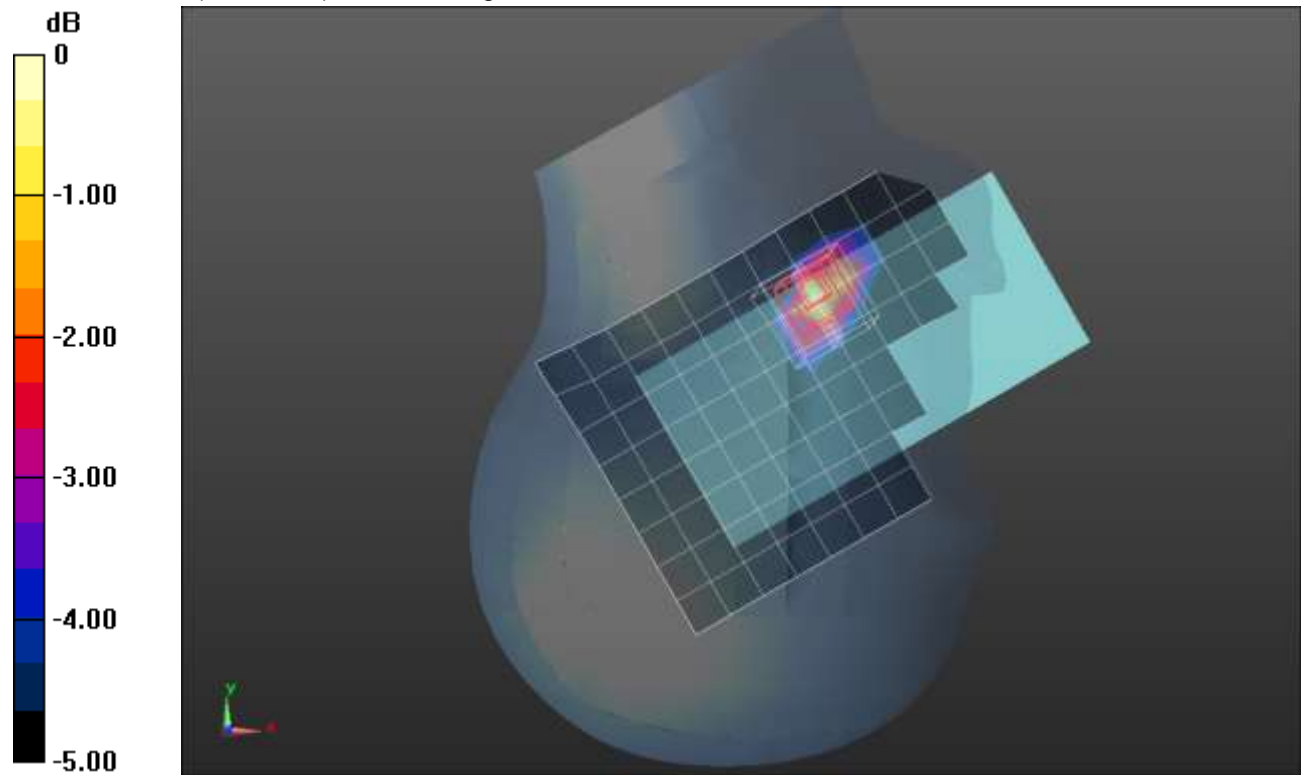
Peak SAR (extrapolated) = 0.506 W/kg

SAR(1 g) = 0.294 W/kg; SAR(10 g) = 0.177 W/kg

Smallest distance from peaks to all points 3 dB below = 10.2 mm

Ratio of SAR at M2 to SAR at M1 = 57.5%

Maximum value of SAR (measured) = 0.422 W/kg



0 dB = 0.422 W/kg = -3.75 dBW/kg

n25 ANT 1

Frequency: 1882.5 MHz; Duty Cycle: 1:1; Room Ambient Temperature: 24.0°C; Liquid Temperature: 23.0°C
 Medium parameters used (interpolated): $f = 1882.5$ MHz; $\sigma = 1.397$ S/m; $\epsilon_r = 39.395$; $\rho = 1000$ kg/m³

DASY5 Configuration:

- Area Scan Setting: Find Secondary Maximum Within: 2.0 dB and with a peak SAR value greater than 0.0012W/kg
- Electronics: DAE4 Sn1380; Calibrated: 8/19/2020
- Probe: EX3DV4 - SN3749; ConvF(7.86, 7.86, 7.86) @ 1882.5 MHz; Calibrated: 2/5/2021
- Sensor-Surface: 1.4mm (Mechanical Surface Detection)
- Phantom: SAM v4.0(A); Type: QD000P40CD; Serial: 1632

Rear/QPSK RB 50,28 Ch 376500/Area Scan (9x14x1): Measurement grid: dx=15mm, dy=15mm
 Maximum value of SAR (measured) = 1.08 W/kg

Rear/QPSK RB 50,28 Ch 376500/Zoom Scan (5x5x7)/Cube 0: Measurement grid: dx=8mm, dy=8mm, dz=5mm

Reference Value = 24.75 V/m; Power Drift = -0.20 dB

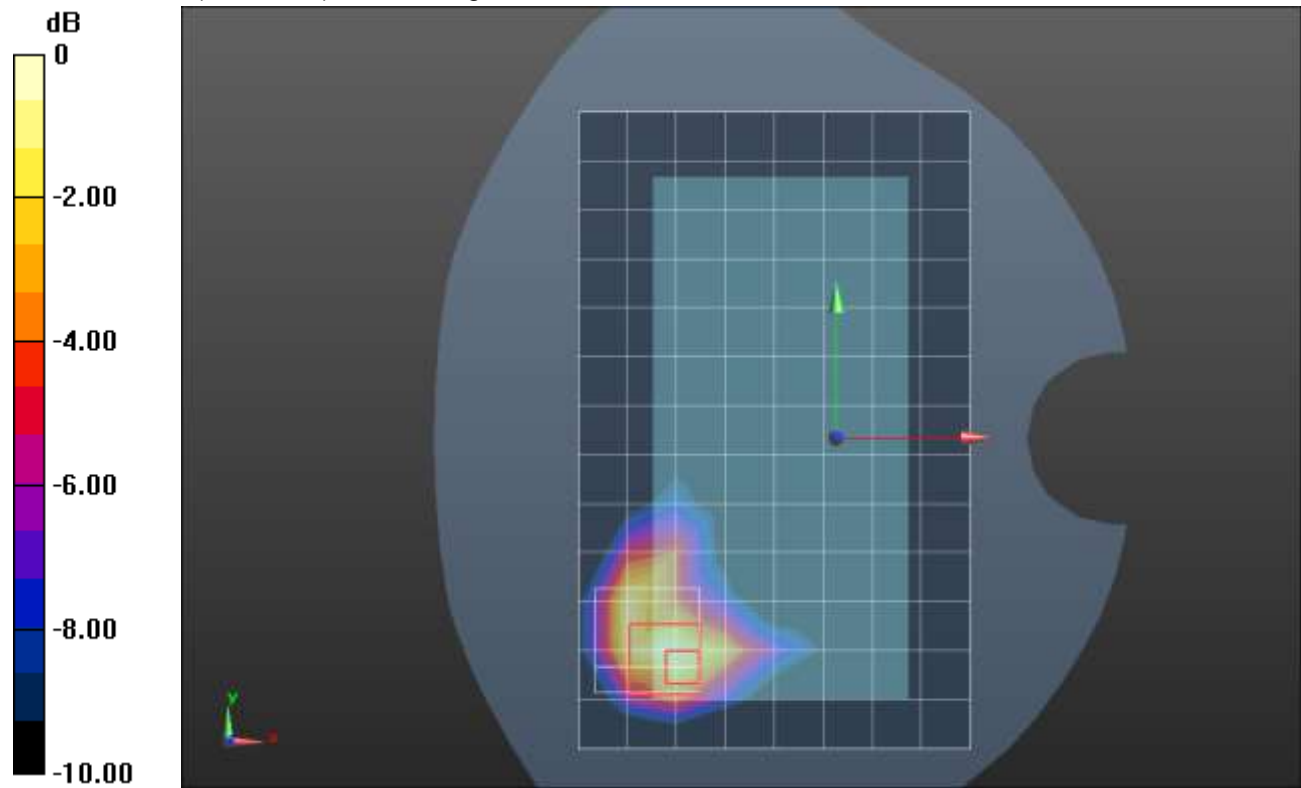
Peak SAR (extrapolated) = 1.50 W/kg

SAR(1 g) = 0.682 W/kg; SAR(10 g) = 0.307 W/kg

Smallest distance from peaks to all points 3 dB below = 9.3 mm

Ratio of SAR at M2 to SAR at M1 = 46.2%

Maximum value of SAR (measured) = 1.15 W/kg



0 dB = 1.15 W/kg = 0.61 dBW/kg

n25 ANT 1

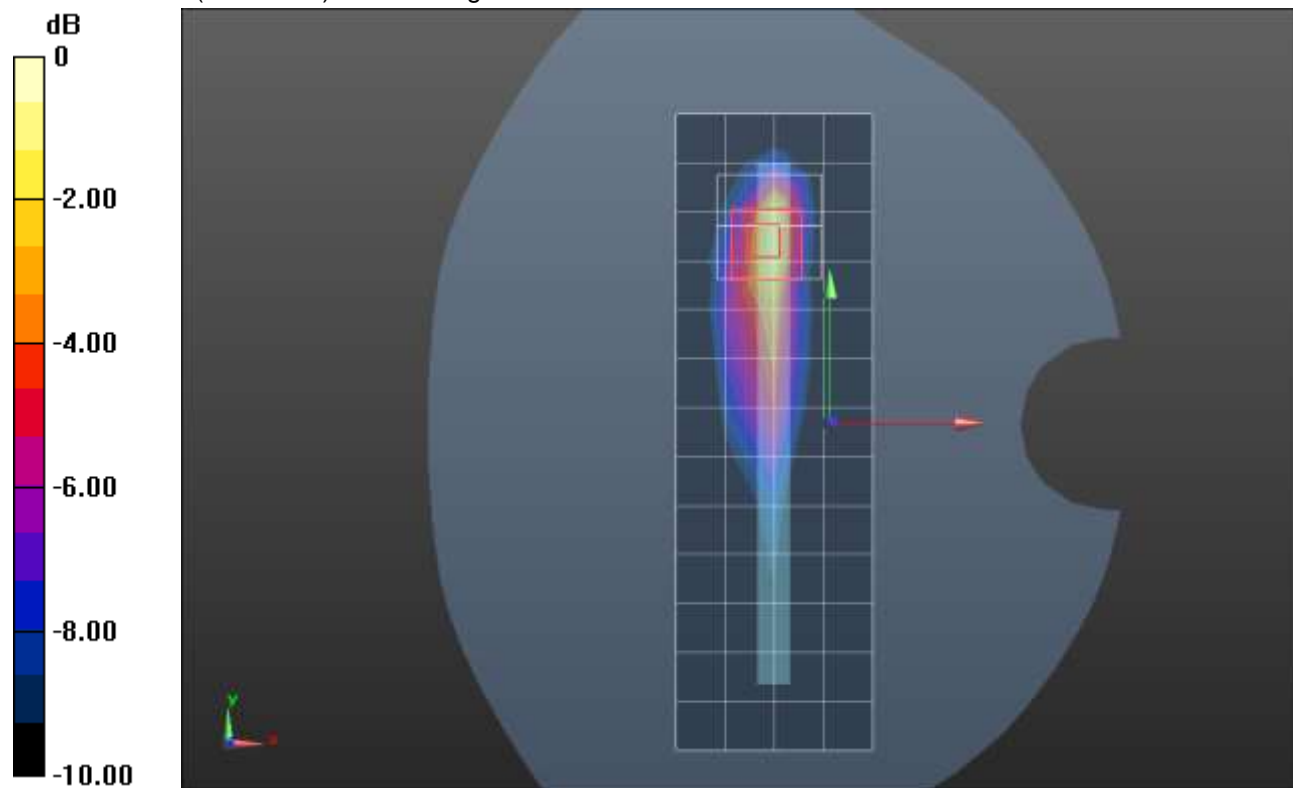
Frequency: 1905 MHz; Duty Cycle: 1:1; Room Ambient Temperature: 24.0°C; Liquid Temperature: 23.0°C
 Medium parameters used (interpolated): $f = 1905 \text{ MHz}$; $\sigma = 1.425 \text{ S/m}$; $\epsilon_r = 39.41$; $\rho = 1000 \text{ kg/m}^3$

DASY5 Configuration:

- Area Scan Setting: Find Secondary Maximum Within: 2.0 dB and with a peak SAR value greater than 0.0012W/kg
- Electronics: DAE4 Sn1380; Calibrated: 8/19/2020
- Probe: EX3DV4 - SN3749; ConvF(7.86, 7.86, 7.86) @ 1905 MHz; Calibrated: 2/5/2021
- Sensor-Surface: 1.4mm (Mechanical Surface Detection)
- Phantom: SAM v4.0(A); Type: QD000P40CD; Serial: 1632

Edge 2/QPSK RB 1,53 Ch 381000/Area Scan (5x14x1): Measurement grid: $dx=15\text{mm}$, $dy=15\text{mm}$
 Maximum value of SAR (measured) = 1.21 W/kg

Edge 2/QPSK RB 1,53 Ch 381000/Zoom Scan (5x5x7)/Cube 0: Measurement grid: $dx=8\text{mm}$, $dy=8\text{mm}$, $dz=5\text{mm}$
 Reference Value = 27.23 V/m; Power Drift = 0.16 dB
 Peak SAR (extrapolated) = 1.97 W/kg
SAR(1 g) = 0.887 W/kg; SAR(10 g) = 0.397 W/kg
 Smallest distance from peaks to all points 3 dB below = 7.2 mm
 Ratio of SAR at M2 to SAR at M1 = 46%
 Maximum value of SAR (measured) = 1.52 W/kg



0 dB = 1.52 W/kg = 1.82 dBW/kg

n25 ANT 2

Frequency: 1905 MHz; Duty Cycle: 1:1; Room Ambient Temperature: 24.0°C; Liquid Temperature: 23.0°C

Medium parameters used: $f = 1905$ MHz; $\sigma = 1.415$ S/m; $\epsilon_r = 38.221$; $\rho = 1000$ kg/m³

DASY5 Configuration:

- Area Scan Setting: Find Secondary Maximum Within: 2.0 dB and with a peak SAR value greater than 0.0012W/kg
- Electronics: DAE4 Sn1380; Calibrated: 8/19/2020
- Probe: EX3DV4 - SN3749; ConvF(7.86, 7.86, 7.86) @ 1905 MHz; Calibrated: 2/5/2021
- Sensor-Surface: 1.4mm (Mechanical Surface Detection)
- Phantom: SAM v4.0(A); Type: QD000P40CD; Serial: 1632

RHS/Touch_QPSK RB 50,28 Ch 381000/Area Scan (9x14x1): Measurement grid: dx=15mm, dy=15mm

Maximum value of SAR (measured) = 1.16 W/kg

RHS/Touch_QPSK RB 50,28 Ch 381000/Zoom Scan (5x5x7)/Cube 0: Measurement grid: dx=8mm, dy=8mm, dz=5mm

Reference Value = 25.02 V/m; Power Drift = 0.10 dB


Peak SAR (extrapolated) = 1.91 W/kg

SAR(1 g) = 0.802 W/kg; SAR(10 g) = 0.429 W/kg

Smallest distance from peaks to all points 3 dB below = 6.5 mm

Ratio of SAR at M2 to SAR at M1 = 37.8%

Maximum value of SAR (measured) = 1.36 W/kg



0 dB = 1.36 W/kg = 1.34 dBW/kg

n25 ANT 2

Frequency: 1905 MHz; Duty Cycle: 1:1; Room Ambient Temperature: 24.0°C; Liquid Temperature: 23.0°C
 Medium parameters used: $f = 1905 \text{ MHz}$; $\sigma = 1.425 \text{ S/m}$; $\epsilon_r = 39.41$; $\rho = 1000 \text{ kg/m}^3$

DASY5 Configuration:

- Area Scan Setting: Find Secondary Maximum Within: 2.0 dB and with a peak SAR value greater than 0.0012W/kg
- Electronics: DAE4 Sn1380; Calibrated: 8/19/2020
- Probe: EX3DV4 - SN3749; ConvF(7.86, 7.86, 7.86) @ 1905 MHz; Calibrated: 2/5/2021
- Sensor-Surface: 1.4mm (Mechanical Surface Detection)
- Phantom: SAM v4.0(A); Type: QD000P40CD; Serial: 1632

Rear/QPSK RB 1,53 Ch 381000/Area Scan (9x14x1): Measurement grid: $dx=15\text{mm}$, $dy=15\text{mm}$
 Maximum value of SAR (measured) = 1.11 W/kg

Rear/QPSK RB 1,53 Ch 381000/Zoom Scan (5x5x7)/Cube 0: Measurement grid: $dx=8\text{mm}$, $dy=8\text{mm}$, $dz=5\text{mm}$

Reference Value = 25.77 V/m; Power Drift = -0.04 dB

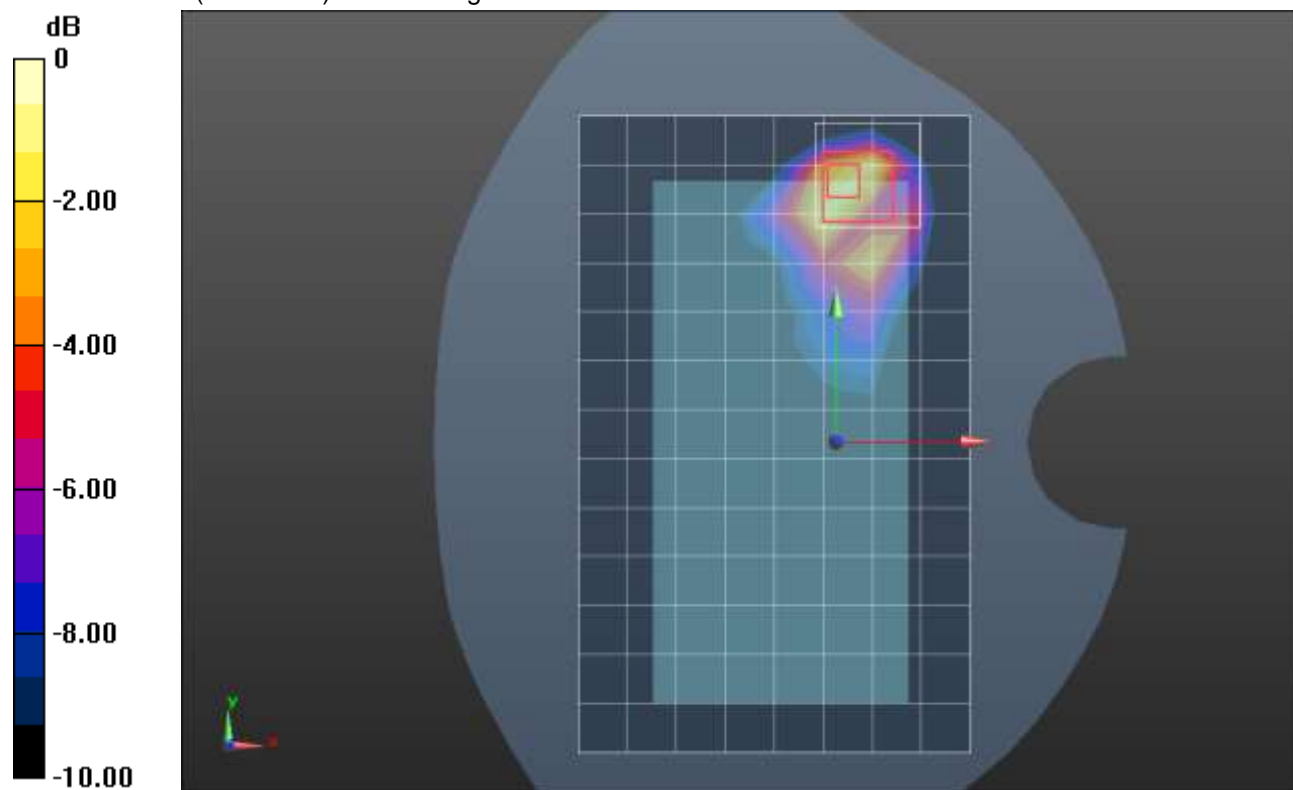
Peak SAR (extrapolated) = 1.81 W/kg

SAR(1 g) = 0.740 W/kg; SAR(10 g) = 0.354 W/kg

Smallest distance from peaks to all points 3 dB below = 8 mm

Ratio of SAR at M2 to SAR at M1 = 41.2%

Maximum value of SAR (measured) = 1.37 W/kg



0 dB = 1.37 W/kg = 1.37 dBW/kg

n25 ANT 3

Frequency: 1882.5 MHz; Duty Cycle: 1:1; Room Ambient Temperature: 24.0°C; Liquid Temperature: 23.0°C
 Medium parameters used (interpolated): $f = 1882.5$ MHz; $\sigma = 1.452$ S/m; $\epsilon_r = 38.14$; $\rho = 1000$ kg/m³

DASY5 Configuration:

- Area Scan Setting: Find Secondary Maximum Within: 2.0 dB and with a peak SAR value greater than 0.0012W/kg
- Electronics: DAE4 Sn1359; Calibrated: 1/28/2021
- Probe: EX3DV4 - SN3772; ConvF(7.33, 7.33, 7.33) @ 1882.5 MHz; Calibrated: 2/25/2021
- Sensor-Surface: 1.4mm (Mechanical Surface Detection (Locations From Previous Scan Used)), Sensor-Surface: 1.4mm (Mechanical Surface Detection)
- Phantom: Twin-SAM V8.0 (20deg probe tilt); Type: QD 000 P41 AA; Serial: 1948

LHS/Touch_QPSK RB 50,28 Ch 376500/Area Scan (9x14x1): Measurement grid: dx=15mm, dy=15mm

Maximum value of SAR (measured) = 0.571 W/kg

LHS/Touch_QPSK RB 50,28 Ch 376500/Zoom Scan (5x5x7)/Cube 0: Measurement grid: dx=8mm, dy=8mm, dz=5mm

Reference Value = 18.82 V/m; Power Drift = -0.07 dB

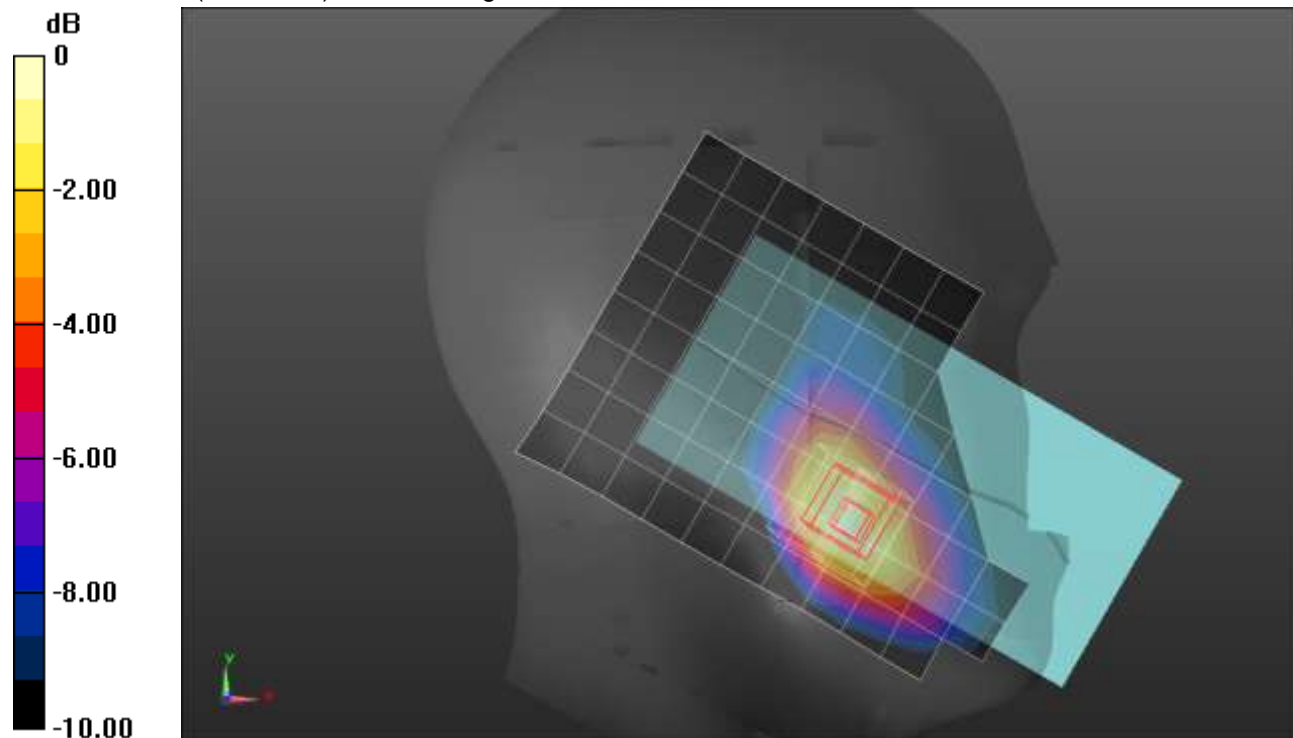
Peak SAR (extrapolated) = 0.674 W/kg

SAR(1 g) = 0.412 W/kg; SAR(10 g) = 0.248 W/kg

Smallest distance from peaks to all points 3 dB below = 13.1 mm

Ratio of SAR at M2 to SAR at M1 = 61.7%

Maximum value of SAR (measured) = 0.581 W/kg



0 dB = 0.581 W/kg = -2.36 dBW/kg

n25 ANT 3

Frequency: 1860 MHz; Duty Cycle: 1:1; Room Ambient Temperature: 24.0°C; Liquid Temperature: 23.0°C

Medium parameters used: $f = 1860 \text{ MHz}$; $\sigma = 1.373 \text{ S/m}$; $\epsilon_r = 39.487$; $\rho = 1000 \text{ kg/m}^3$

DASY5 Configuration:

- Area Scan Setting: Find Secondary Maximum Within: 2.0 dB and with a peak SAR value greater than 0.0012W/kg
- Electronics: DAE4 Sn1380; Calibrated: 8/19/2020
- Probe: EX3DV4 - SN3749; ConvF(7.86, 7.86, 7.86) @ 1860 MHz; Calibrated: 2/5/2021
- Sensor-Surface: 1.4mm (Mechanical Surface Detection)
- Phantom: SAM v4.0(A); Type: QD000P40CD; Serial: 1632

Rear/QPSK RB 50,28 Ch 372000/Area Scan (9x14x1): Measurement grid: dx=15mm, dy=15mm

Maximum value of SAR (measured) = 0.965 W/kg

Rear/QPSK RB 50,28 Ch 372000/Zoom Scan (5x5x7)/Cube 0: Measurement grid: dx=8mm, dy=8mm, dz=5mm

Reference Value = 24.55 V/m; Power Drift = -0.01 dB

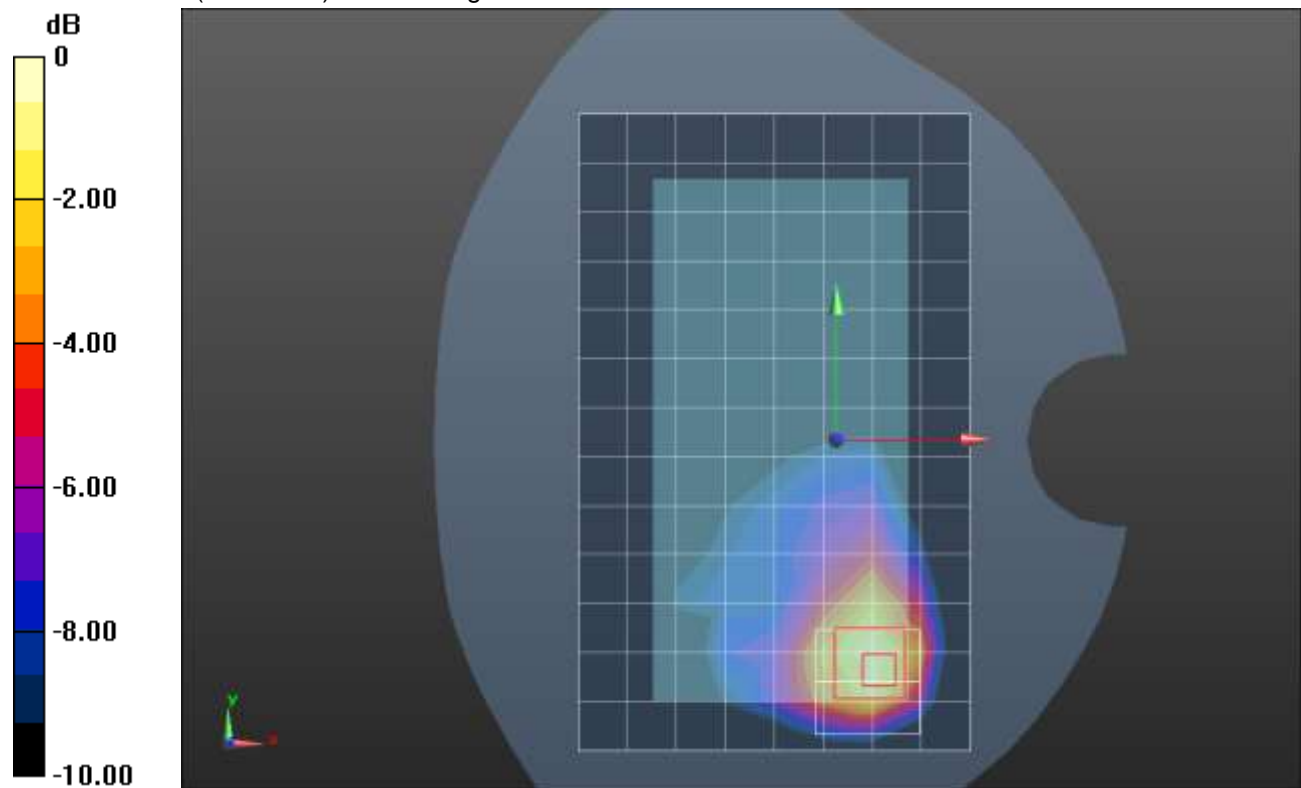
Peak SAR (extrapolated) = 1.56 W/kg

SAR(1 g) = 0.712 W/kg; SAR(10 g) = 0.385 W/kg

Smallest distance from peaks to all points 3 dB below = 8.6 mm

Ratio of SAR at M2 to SAR at M1 = 44.6%

Maximum value of SAR (measured) = 1.13 W/kg



0 dB = 1.13 W/kg = 0.53 dBW/kg

n25 ANT 3

Frequency: 1860 MHz; Duty Cycle: 1:1; Room Ambient Temperature: 24.0°C; Liquid Temperature: 23.0°C

Medium parameters used: $f = 1860 \text{ MHz}$; $\sigma = 1.373 \text{ S/m}$; $\epsilon_r = 39.487$; $\rho = 1000 \text{ kg/m}^3$

DASY5 Configuration:

- Area Scan Setting: Find Secondary Maximum Within: 2.0 dB and with a peak SAR value greater than 0.0012W/kg
- Electronics: DAE4 Sn1380; Calibrated: 8/19/2020
- Probe: EX3DV4 - SN3749; ConvF(7.86, 7.86, 7.86) @ 1860 MHz; Calibrated: 2/5/2021
- Sensor-Surface: 1.4mm (Mechanical Surface Detection)
- Phantom: SAM v4.0(A); Type: QD000P40CD; Serial: 1632

Edge 4/QPSK RB 50,28 Ch 372000/Area Scan (5x14x1): Measurement grid: dx=15mm, dy=15mm

Maximum value of SAR (measured) = 1.16 W/kg

Edge 4/QPSK RB 50,28 Ch 372000/Zoom Scan (5x5x7)/Cube 0: Measurement grid: dx=8mm, dy=8mm, dz=5mm

Reference Value = 26.78 V/m; Power Drift = 0.05 dB

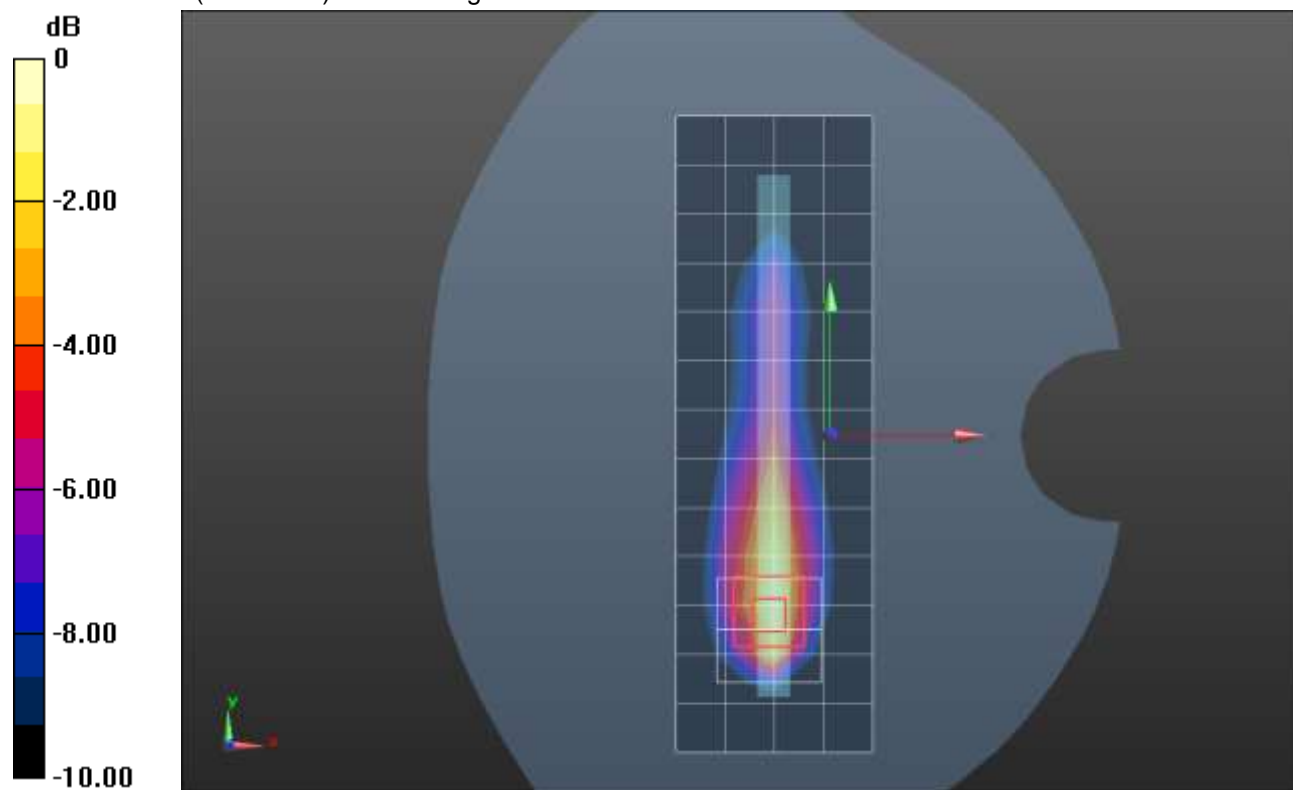
Peak SAR (extrapolated) = 1.65 W/kg

SAR(1 g) = 0.760 W/kg; SAR(10 g) = 0.376 W/kg

Smallest distance from peaks to all points 3 dB below = 8.2 mm

Ratio of SAR at M2 to SAR at M1 = 45.6%

Maximum value of SAR (measured) = 1.29 W/kg



0 dB = 1.29 W/kg = 1.11 dBW/kg

n25 ANT 4

Frequency: 1905 MHz; Duty Cycle: 1:1; Room Ambient Temperature: 24.0°C; Liquid Temperature: 23.0°C
 Medium parameters used: $f = 1905 \text{ MHz}$; $\sigma = 1.425 \text{ S/m}$; $\epsilon_r = 39.41$; $\rho = 1000 \text{ kg/m}^3$

DASY5 Configuration:

- Area Scan Setting: Find Secondary Maximum Within: 2.0 dB and with a peak SAR value greater than 0.0012W/kg
- Electronics: DAE4 Sn1380; Calibrated: 8/19/2020
- Probe: EX3DV4 - SN3749; ConvF(7.86, 7.86, 7.86) @ 1905 MHz; Calibrated: 2/5/2021
- Sensor-Surface: 1.4mm (Mechanical Surface Detection)
- Phantom: SAM v4.0(A); Type: QD000P40CD; Serial: 1632

LHS/Touch_QPSK RB 50,28 Ch 381000/Area Scan (8x14x1): Measurement grid: dx=15mm, dy=15mm
 Maximum value of SAR (measured) = 1.21 W/kg

LHS/Touch_QPSK RB 50,28 Ch 381000/Zoom Scan (5x5x7)/Cube 0: Measurement grid: dx=8mm, dy=8mm, dz=5mm

Reference Value = 25.93 V/m; Power Drift = -0.12 dB

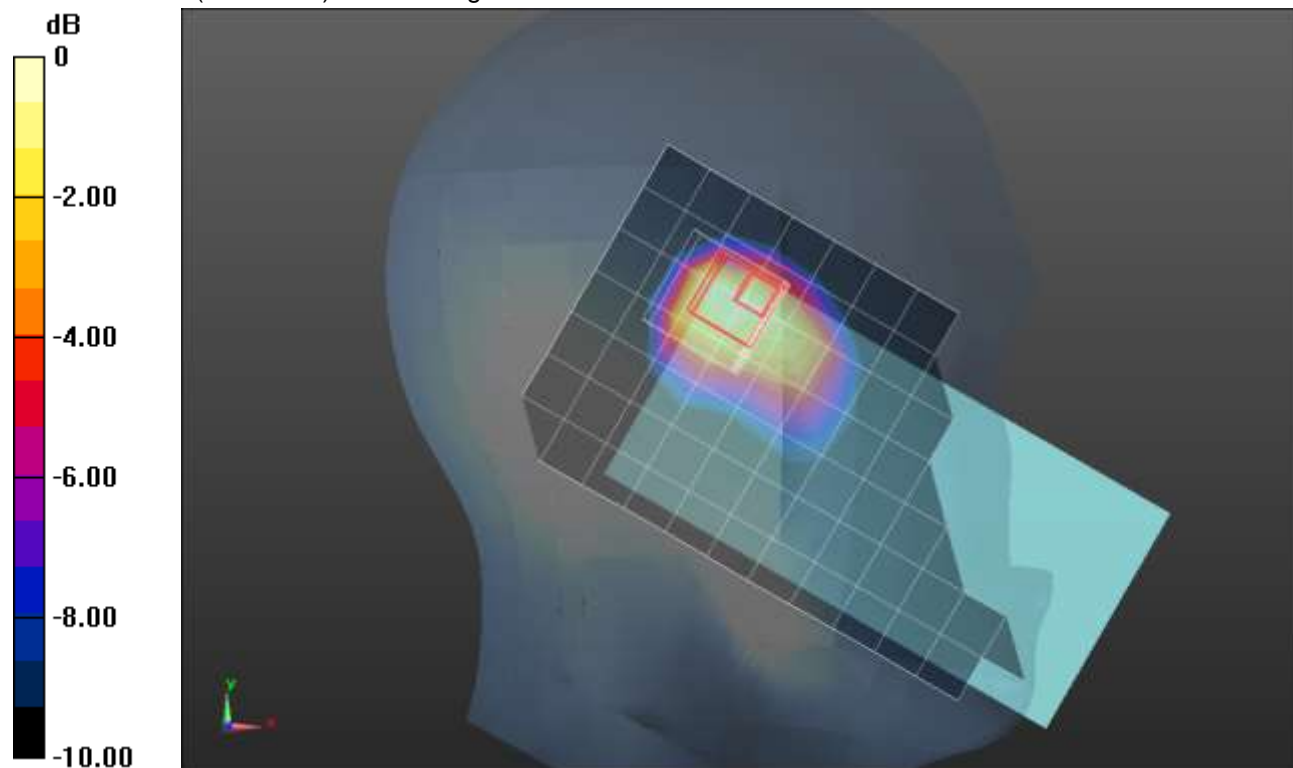
Peak SAR (extrapolated) = 1.79 W/kg

SAR(1 g) = 0.872 W/kg; SAR(10 g) = 0.459 W/kg

Smallest distance from peaks to all points 3 dB below = 8.8 mm

Ratio of SAR at M2 to SAR at M1 = 52.6%

Maximum value of SAR (measured) = 1.38 W/kg



0 dB = 1.38 W/kg = 1.40 dBW/kg

n25 ANT 4

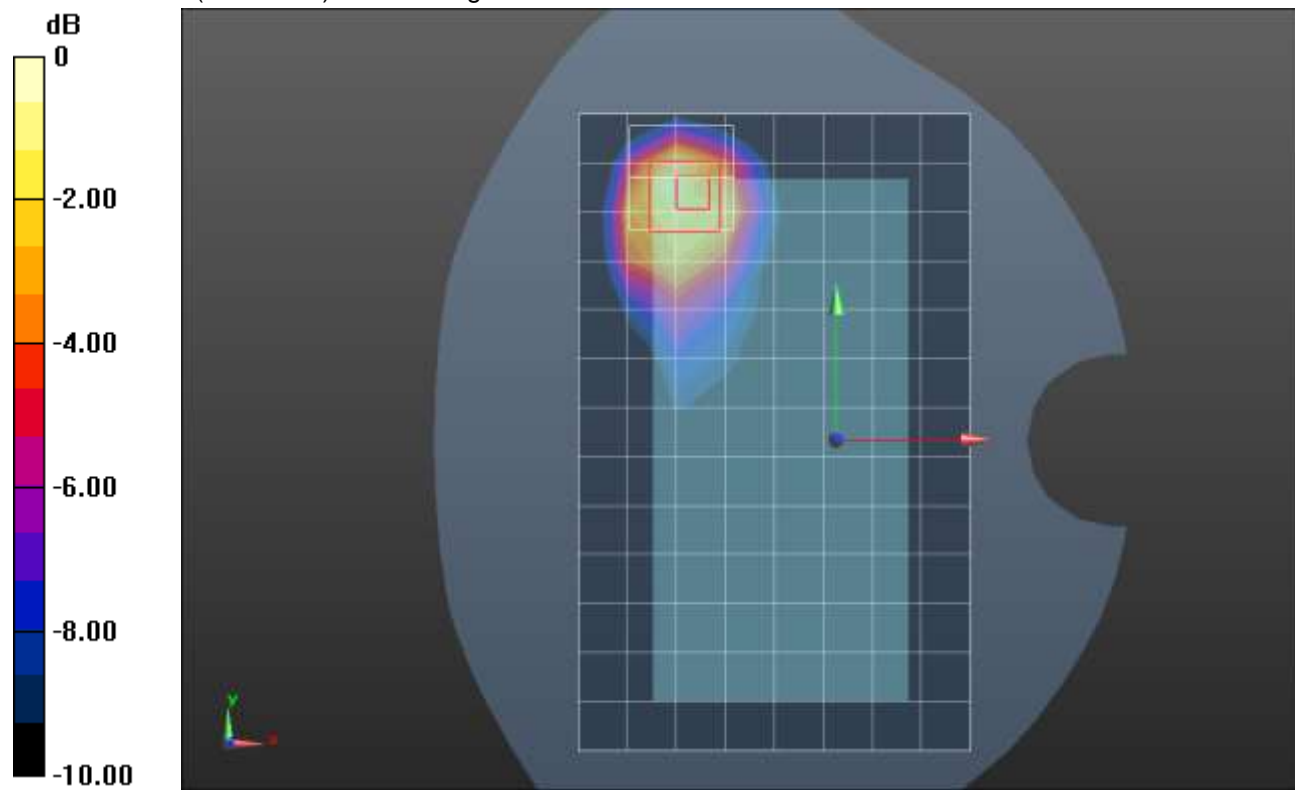
Frequency: 1882.5 MHz; Duty Cycle: 1:1; Room Ambient Temperature: 24.0°C; Liquid Temperature: 23.0°C
 Medium parameters used (interpolated): $f = 1882.5$ MHz; $\sigma = 1.397$ S/m; $\epsilon_r = 39.395$; $\rho = 1000$ kg/m³

DASY5 Configuration:

- Area Scan Setting: Find Secondary Maximum Within: 2.0 dB and with a peak SAR value greater than 0.0012W/kg
- Electronics: DAE4 Sn1380; Calibrated: 8/19/2020
- Probe: EX3DV4 - SN3749; ConvF(7.86, 7.86, 7.86) @ 1882.5 MHz; Calibrated: 2/5/2021
- Sensor-Surface: 1.4mm (Mechanical Surface Detection)
- Phantom: SAM v4.0(A); Type: QD000P40CD; Serial: 1632

Rear/QPSK RB 50,28 Ch 376500/Area Scan (9x14x1): Measurement grid: dx=15mm, dy=15mm
 Maximum value of SAR (measured) = 0.933 W/kg

Rear/QPSK RB 50,28 Ch 376500/Zoom Scan (5x5x7)/Cube 0: Measurement grid: dx=8mm, dy=8mm, dz=5mm
 Reference Value = 23.01 V/m; Power Drift = 0.00 dB
 Peak SAR (extrapolated) = 1.43 W/kg
SAR(1 g) = 0.654 W/kg; SAR(10 g) = 0.350 W/kg
 Smallest distance from peaks to all points 3 dB below = 10.2 mm
 Ratio of SAR at M2 to SAR at M1 = 42.7%
 Maximum value of SAR (measured) = 1.05 W/kg



0 dB = 1.05 W/kg = 0.21 dBW/kg

n25 ANT 4

Frequency: 1905 MHz; Duty Cycle: 1:1; Room Ambient Temperature: 24.0°C; Liquid Temperature: 23.0°C

Medium parameters used: $f = 1905 \text{ MHz}$; $\sigma = 1.425 \text{ S/m}$; $\epsilon_r = 39.41$; $\rho = 1000 \text{ kg/m}^3$

DASY5 Configuration:

- Area Scan Setting: Find Secondary Maximum Within: 2.0 dB and with a peak SAR value greater than 0.0012W/kg
- Electronics: DAE4 Sn1380; Calibrated: 8/19/2020
- Probe: EX3DV4 - SN3749; ConvF(7.86, 7.86, 7.86) @ 1905 MHz; Calibrated: 2/5/2021
- Sensor-Surface: 1.4mm (Mechanical Surface Detection)
- Phantom: SAM v4.0(A); Type: QD000P40CD; Serial: 1632

Edge 2/QPSK RB 50,28 Ch 381000/Area Scan (5x14x1): Measurement grid: dx=15mm, dy=15mm

Maximum value of SAR (measured) = 1.27 W/kg

Edge 2/QPSK RB 50,28 Ch 381000/Zoom Scan (5x5x7)/Cube 0: Measurement grid: dx=8mm, dy=8mm, dz=5mm

Reference Value = 27.33 V/m; Power Drift = 0.06 dB

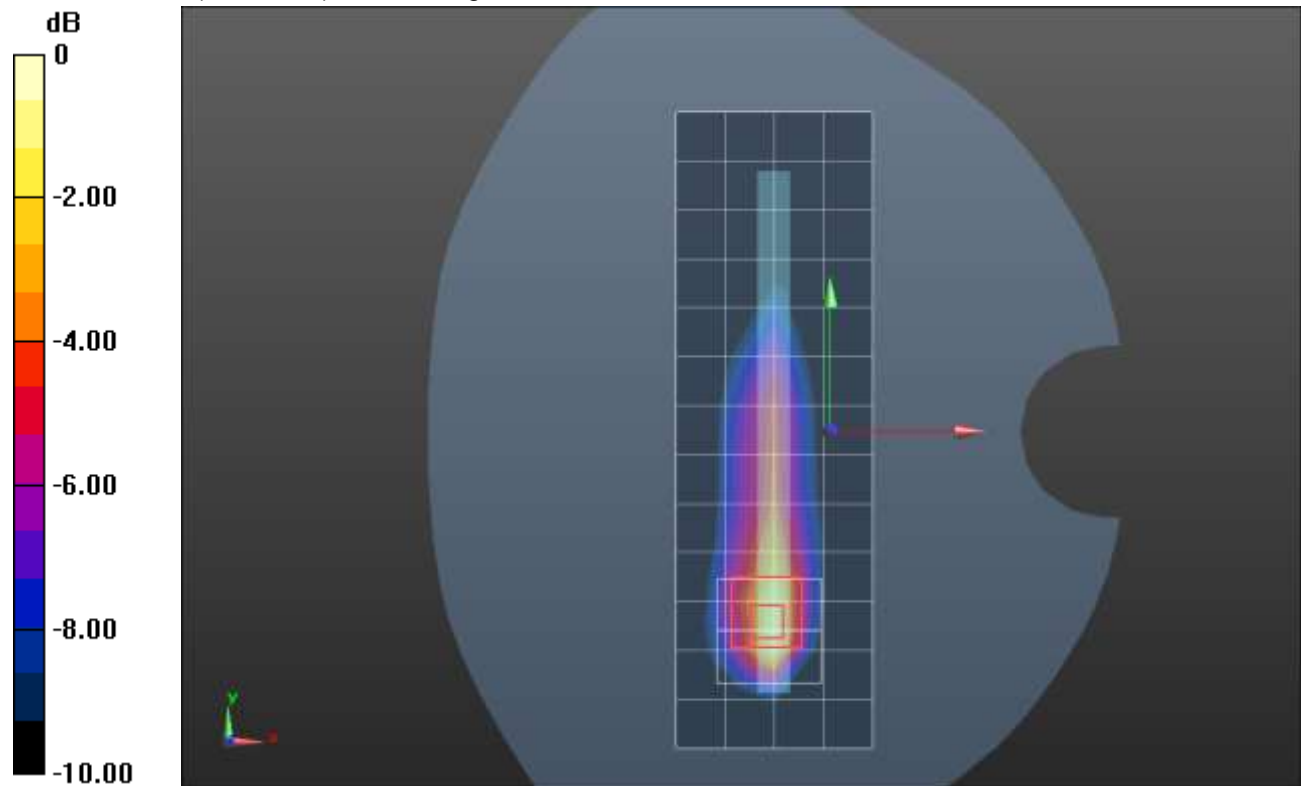
Peak SAR (extrapolated) = 1.91 W/kg

SAR(1 g) = 0.878 W/kg; SAR(10 g) = 0.419 W/kg

Smallest distance from peaks to all points 3 dB below = 8 mm

Ratio of SAR at M2 to SAR at M1 = 46.5%

Maximum value of SAR (measured) = 1.52 W/kg



0 dB = 1.52 W/kg = 1.82 dBW/kg

n25 ANT 1

Frequency: 1882.5 MHz; Duty Cycle: 1:1; Room Ambient Temperature: 24.0°C; Liquid Temperature: 23.0°C
 Medium parameters used (interpolated): $f = 1882.5 \text{ MHz}$; $\sigma = 1.395 \text{ S/m}$; $\epsilon_r = 39.796$; $\rho = 1000 \text{ kg/m}^3$

DASY5 Configuration:

- Area Scan Setting: Find Secondary Maximum Within: 2.0 dB and with a peak SAR value greater than 0.0012W/kg
- Electronics: DAE4 Sn1380; Calibrated: 8/19/2020
- Probe: EX3DV4 - SN3749; ConvF(7.86, 7.86, 7.86) @ 1882.5 MHz; Calibrated: 2/5/2021
- Sensor-Surface: 1.4mm (Mechanical Surface Detection)
- Phantom: SAM v4.0(A); Type: QD000P40CD; Serial: 1632

RHS/Touch_QPSK RB 1,107 Ch 376500/Area Scan (9x14x1): Measurement grid: dx=15mm, dy=15mm
 Maximum value of SAR (measured) = 0.247 W/kg

RHS/Touch_QPSK RB 1,107 Ch 376500/Zoom Scan (5x5x7)/Cube 0: Measurement grid: dx=8mm, dy=8mm, dz=5mm

Reference Value = 12.74 V/m; Power Drift = 0.17 dB

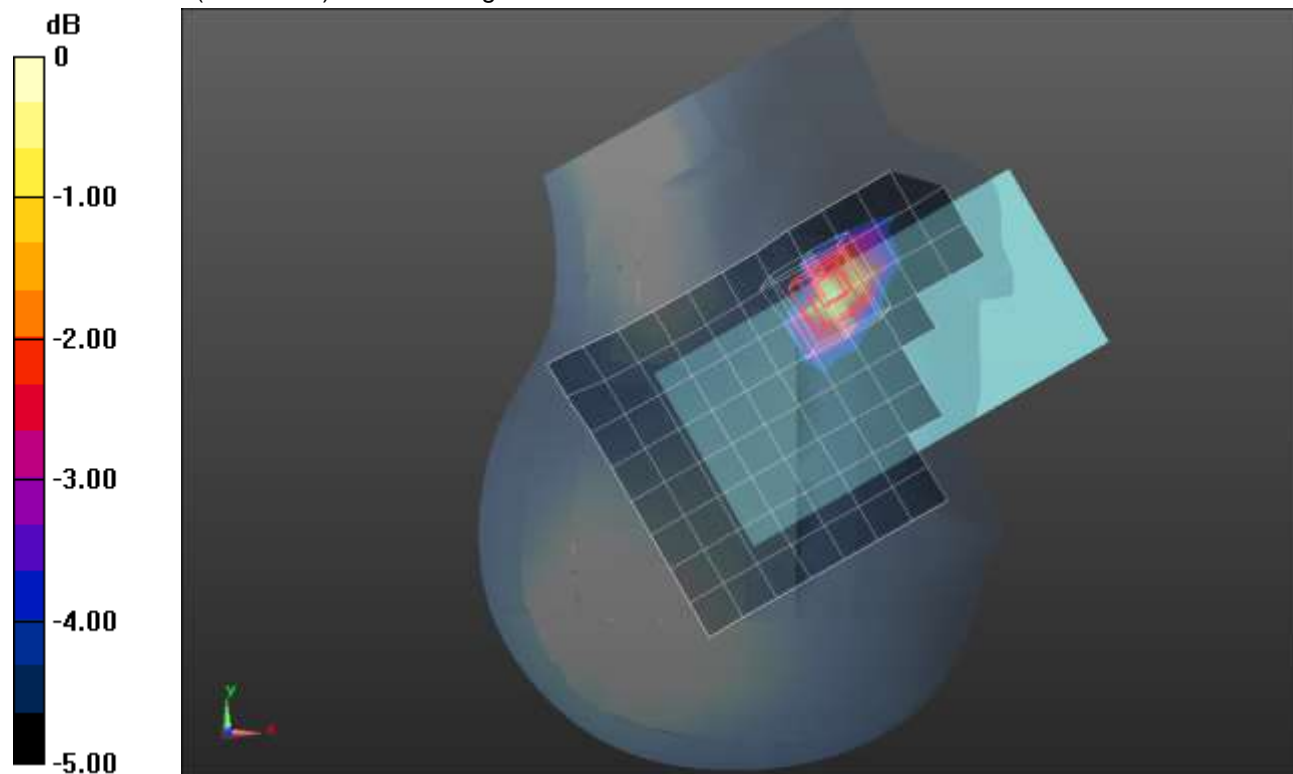
Peak SAR (extrapolated) = 0.314 W/kg

SAR(1 g) = 0.192 W/kg; SAR(10 g) = 0.118 W/kg

Smallest distance from peaks to all points 3 dB below = 11.8 mm

Ratio of SAR at M2 to SAR at M1 = 62.8%

Maximum value of SAR (measured) = 0.264 W/kg



0 dB = 0.264 W/kg = -5.78 dBW/kg

n25 ANT 1

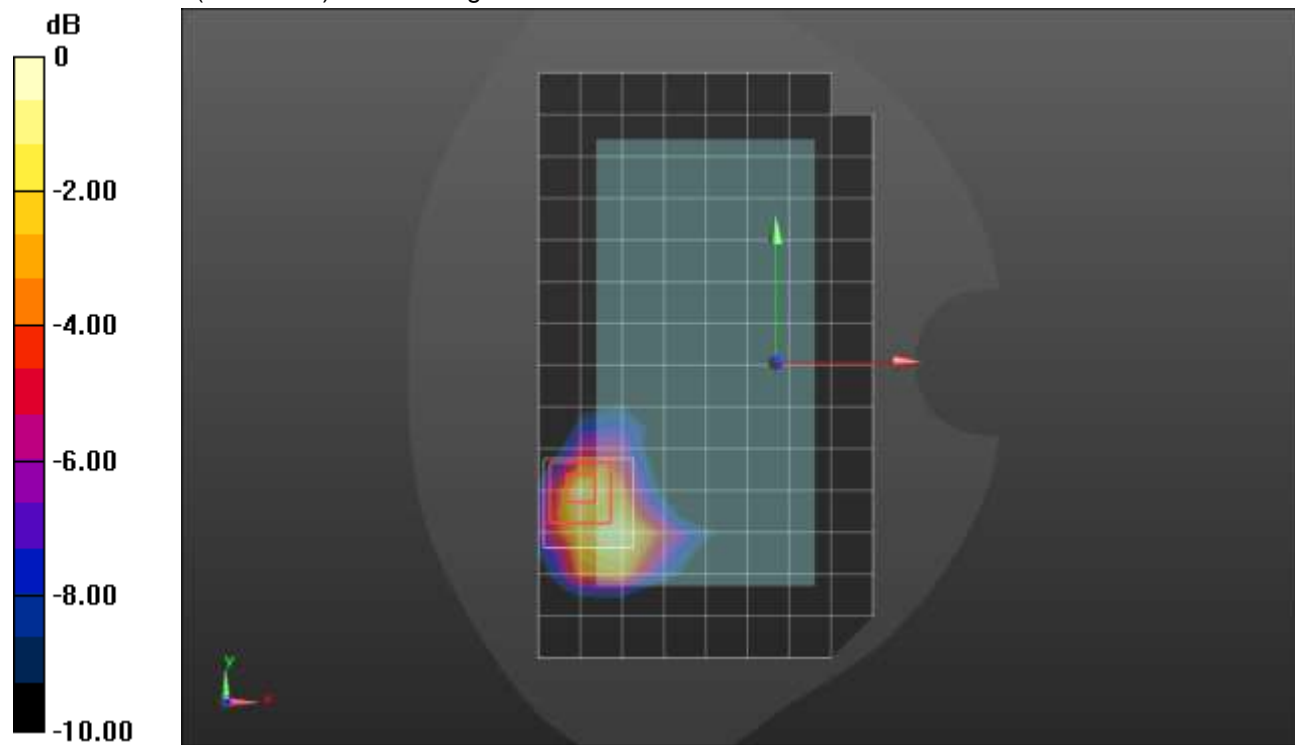
Frequency: 1882.5 MHz; Duty Cycle: 1:1; Room Ambient Temperature: 24.0°C; Liquid Temperature: 23.0°C
 Medium parameters used (interpolated): $f = 1882.5 \text{ MHz}$; $\sigma = 1.411 \text{ S/m}$; $\epsilon_r = 38.489$; $\rho = 1000 \text{ kg/m}^3$

DASY5 Configuration:

- Area Scan Setting: Find Secondary Maximum Within: 2.0 dB and with a peak SAR value greater than 0.0012W/kg
- Electronics: DAE4 Sn1359; Calibrated: 1/28/2021
- Probe: EX3DV4 - SN3772; ConvF(7.33, 7.33, 7.33) @ 1882.5 MHz; Calibrated: 2/25/2021
- Sensor-Surface: 1.4mm (Mechanical Surface Detection)
- Phantom: Twin-SAM V8.0 (20deg probe tilt); Type: QD 000 P41 AA; Serial: 1948

Rear/QPSK RB 108,54 Ch 376500/Area Scan (9x15x1): Measurement grid: dx=15mm, dy=15mm
 Maximum value of SAR (measured) = 1.15 W/kg

Rear/QPSK RB 108,54 Ch 376500/Zoom Scan (5x5x7)/Cube 0: Measurement grid: dx=8mm, dy=8mm, dz=5mm
 Reference Value = 26.24 V/m; Power Drift = -0.01 dB
 Peak SAR (extrapolated) = 1.62 W/kg
SAR(1 g) = 0.646 W/kg; SAR(10 g) = 0.311 W/kg
 Smallest distance from peaks to all points 3 dB below = 6.8 mm
 Ratio of SAR at M2 to SAR at M1 = 43.3%
 Maximum value of SAR (measured) = 1.23 W/kg



0 dB = 1.23 W/kg = 0.90 dBW/kg

n25 ANT 1

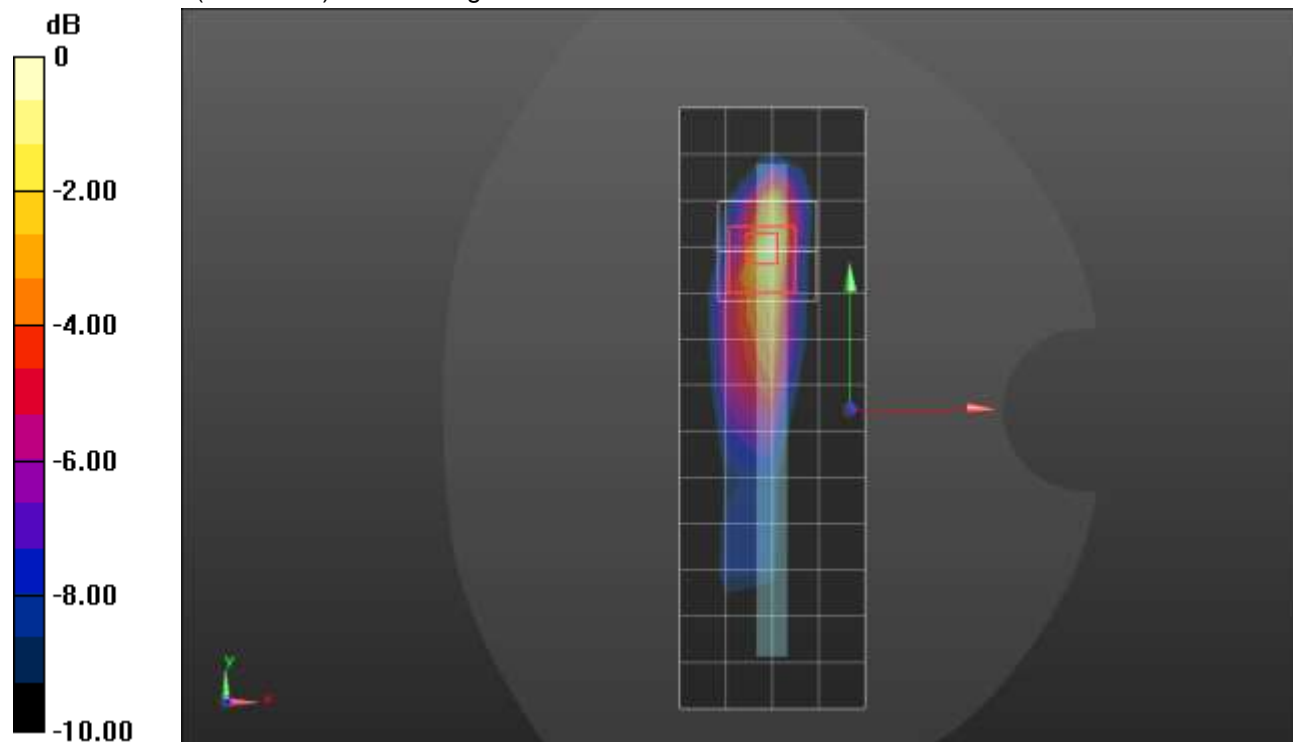
Frequency: 1882.5 MHz; Duty Cycle: 1:1; Room Ambient Temperature: 24.0°C; Liquid Temperature: 23.0°C
 Medium parameters used (interpolated): $f = 1882.5$ MHz; $\sigma = 1.411$ S/m; $\epsilon_r = 38.489$; $\rho = 1000$ kg/m³

DASY5 Configuration:

- Area Scan Setting: Find Secondary Maximum Within: 2.0 dB and with a peak SAR value greater than 0.0012W/kg
- Electronics: DAE4 Sn1359; Calibrated: 1/28/2021
- Probe: EX3DV4 - SN3772; ConvF(7.33, 7.33, 7.33) @ 1882.5 MHz; Calibrated: 2/25/2021
- Sensor-Surface: 1.4mm (Mechanical Surface Detection)
- Phantom: Twin-SAM V8.0 (20deg probe tilt); Type: QD 000 P41 AA; Serial: 1948

Edge 2/QPSK RB 1,107 Ch 376500/Area Scan (5x14x1): Measurement grid: dx=15mm, dy=15mm
 Maximum value of SAR (measured) = 1.13 W/kg

Edge 2/QPSK RB 1,107 Ch 376500/Zoom Scan (5x5x7)/Cube 0: Measurement grid: dx=8mm, dy=8mm, dz=5mm
 Reference Value = 26.30 V/m; Power Drift = 0.04 dB
 Peak SAR (extrapolated) = 1.54 W/kg
SAR(1 g) = 0.764 W/kg; SAR(10 g) = 0.353 W/kg
 Smallest distance from peaks to all points 3 dB below = 8 mm
 Ratio of SAR at M2 to SAR at M1 = 53.1%
 Maximum value of SAR (measured) = 1.24 W/kg



0 dB = 1.24 W/kg = 0.93 dBW/kg

n25 ANT 2

Frequency: 1882.5 MHz; Duty Cycle: 1:1; Room Ambient Temperature: 24.0°C; Liquid Temperature: 23.0°C
 Medium parameters used (interpolated): $f = 1882.5$ MHz; $\sigma = 1.395$ S/m; $\epsilon_r = 39.796$; $\rho = 1000$ kg/m³

DASY5 Configuration:

- Area Scan Setting: Find Secondary Maximum Within: 2.0 dB and with a peak SAR value greater than 0.0012W/kg
- Electronics: DAE4 Sn1380; Calibrated: 8/19/2020
- Probe: EX3DV4 - SN3749; ConvF(7.86, 7.86, 7.86) @ 1882.5 MHz; Calibrated: 2/5/2021
- Sensor-Surface: 1.4mm (Mechanical Surface Detection)
- Phantom: SAM v4.0(A); Type: QD000P40CD; Serial: 1632

RHS/Touch_QPSK RB 108,54 Ch 376500/Area Scan (9x15x1): Measurement grid: dx=15mm, dy=15mm

Maximum value of SAR (measured) = 1.08 W/kg

RHS/Touch_QPSK RB 108,54 Ch 376500/Zoom Scan (5x5x7)/Cube 0: Measurement grid:

dx=8mm, dy=8mm, dz=5mm

Reference Value = 25.06 V/m; Power Drift = 0.04 dB

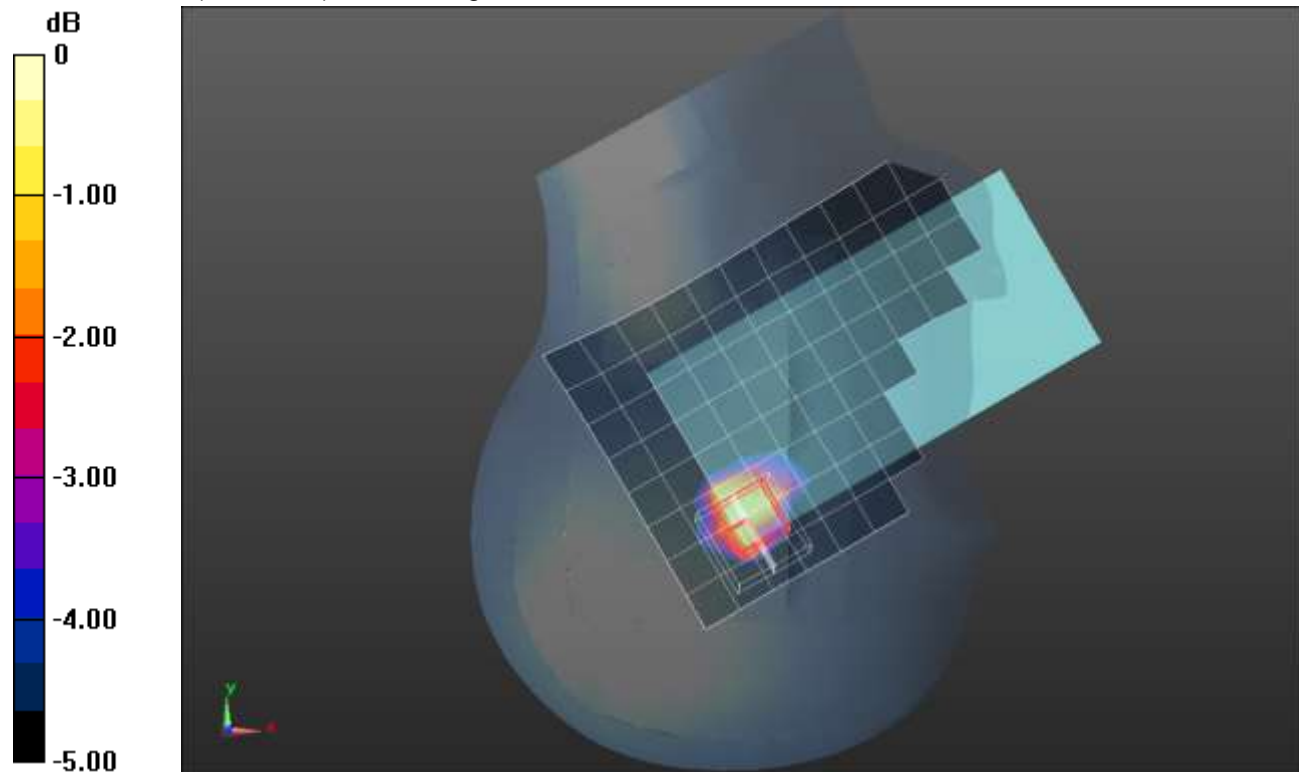
Peak SAR (extrapolated) = 1.65 W/kg

SAR(1 g) = 0.728 W/kg; SAR(10 g) = 0.398 W/kg

Smallest distance from peaks to all points 3 dB below = 6.8 mm

Ratio of SAR at M2 to SAR at M1 = 47.8%

Maximum value of SAR (measured) = 1.20 W/kg



0 dB = 1.20 W/kg = 0.79 dBW/kg

n25 ANT 2

Frequency: 1882.5 MHz; Duty Cycle: 1:1; Room Ambient Temperature: 24.0°C; Liquid Temperature: 23.0°C
 Medium parameters used (interpolated): $f = 1882.5$ MHz; $\sigma = 1.411$ S/m; $\epsilon_r = 38.489$; $\rho = 1000$ kg/m³

DASY5 Configuration:

- Area Scan Setting: Find Secondary Maximum Within: 2.0 dB and with a peak SAR value greater than 0.0012W/kg
- Electronics: DAE4 Sn1359; Calibrated: 1/28/2021
- Probe: EX3DV4 - SN3772; ConvF(7.33, 7.33, 7.33) @ 1882.5 MHz; Calibrated: 2/25/2021
- Sensor-Surface: 1.4mm (Mechanical Surface Detection)
- Phantom: Twin-SAM V8.0 (20deg probe tilt); Type: QD 000 P41 AA; Serial: 1948

Rear/QPSK RB 1,107 Ch 376500/Area Scan (10x15x1): Measurement grid: dx=15mm, dy=15mm
 Maximum value of SAR (measured) = 1.32 W/kg

Rear/QPSK RB 1,107 Ch 376500/Zoom Scan (5x5x7)/Cube 0: Measurement grid: dx=8mm, dy=8mm, dz=5mm

Reference Value = 26.83 V/m; Power Drift = 0.07 dB

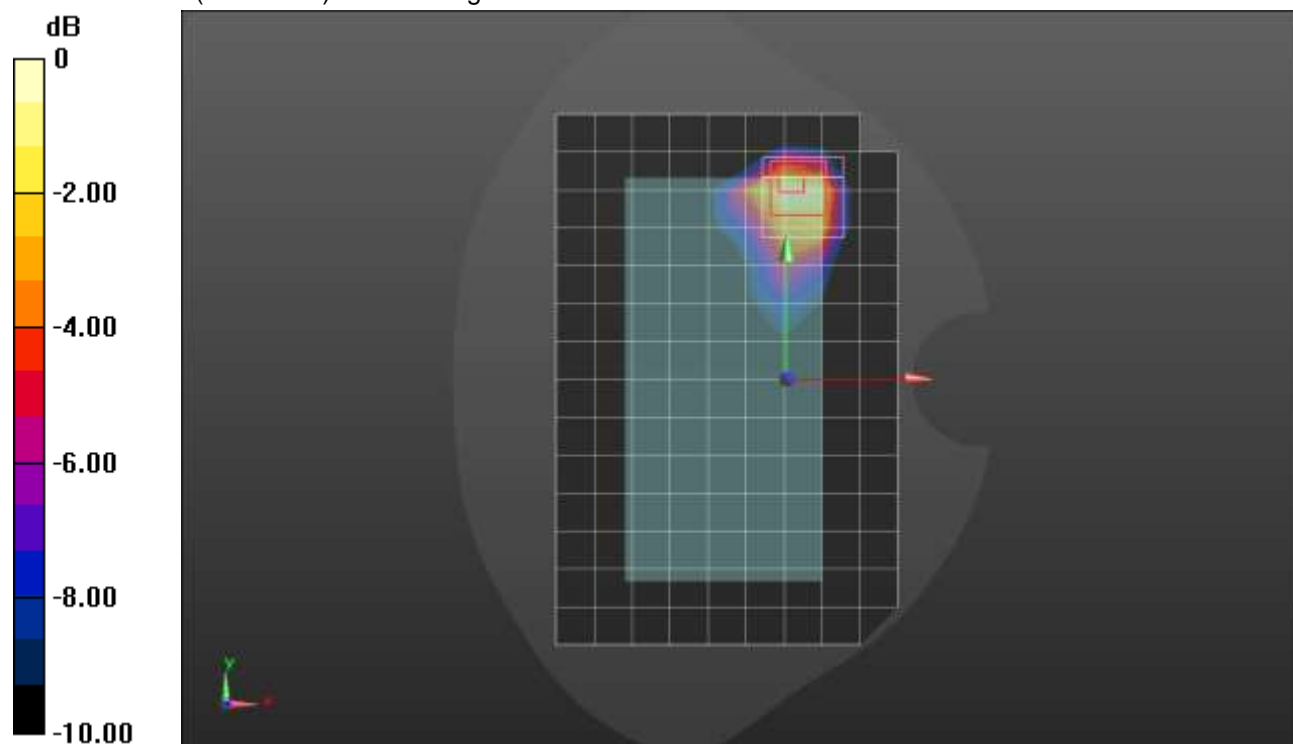
Peak SAR (extrapolated) = 1.71 W/kg

SAR(1 g) = 0.709 W/kg; SAR(10 g) = 0.332 W/kg

Smallest distance from peaks to all points 3 dB below = 7.2 mm

Ratio of SAR at M2 to SAR at M1 = 43.2%

Maximum value of SAR (measured) = 1.29 W/kg



0 dB = 1.29 W/kg = 1.11 dBW/kg

n25 ANT 3

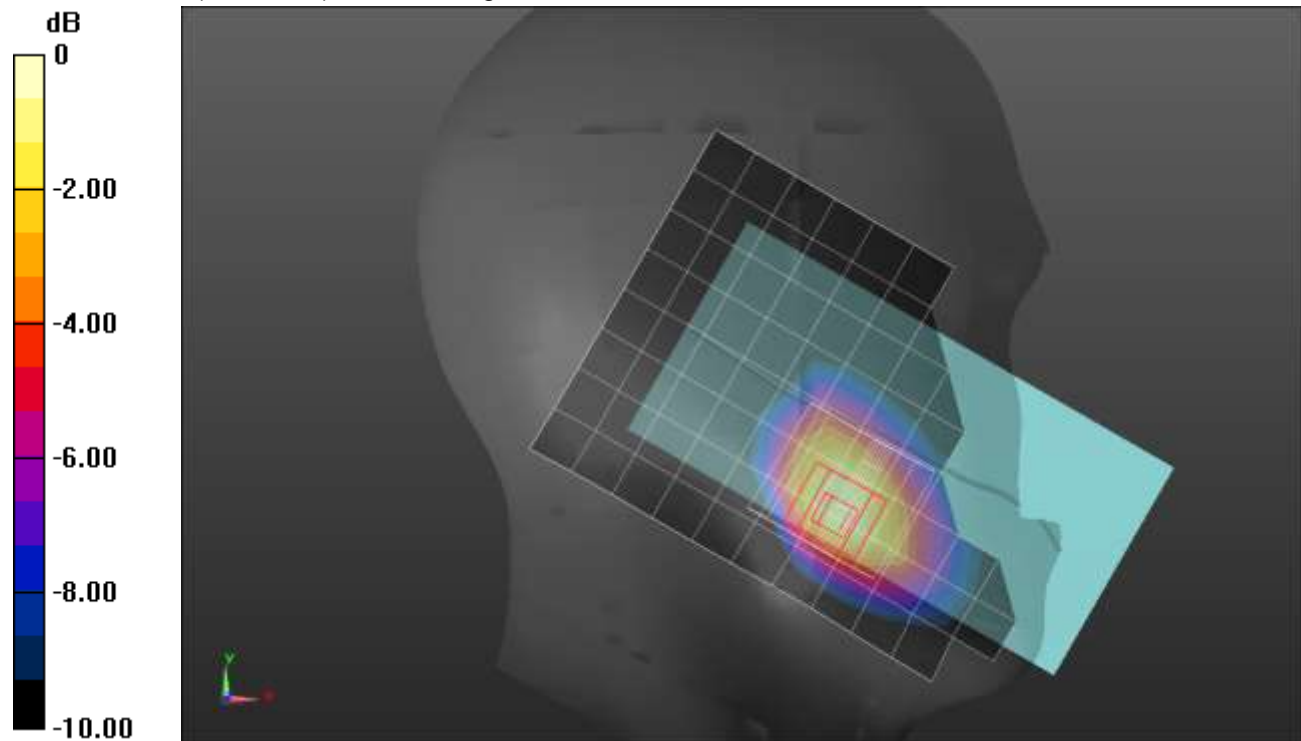
Frequency: 1882.5 MHz; Duty Cycle: 1:1; Room Ambient Temperature: 24.0°C; Liquid Temperature: 23.0°C
 Medium parameters used (interpolated): $f = 1882.5$ MHz; $\sigma = 1.452$ S/m; $\epsilon_r = 38.14$; $\rho = 1000$ kg/m³

DASY5 Configuration:

- Area Scan Setting: Find Secondary Maximum Within: 2.0 dB and with a peak SAR value greater than 0.0012W/kg
- Electronics: DAE4 Sn1359; Calibrated: 1/28/2021
- Probe: EX3DV4 - SN3772; ConvF(7.33, 7.33, 7.33) @ 1882.5 MHz; Calibrated: 2/25/2021
- Sensor-Surface: 1.4mm (Mechanical Surface Detection)
- Phantom: Twin-SAM V8.0 (20deg probe tilt); Type: QD 000 P41 AA; Serial: 1948

LHS/Touch_QPSK RB 108,54 Ch 376500/Area Scan (9x15x1): Measurement grid: dx=15mm, dy=15mm
 Maximum value of SAR (measured) = 0.335 W/kg

LHS/Touch_QPSK RB 108,54 Ch 376500/Zoom Scan (6x6x7)/Cube 0: Measurement grid: dx=8mm, dy=8mm, dz=5mm
 Reference Value = 14.43 V/m; Power Drift = -0.07 dB
 Peak SAR (extrapolated) = 0.468 W/kg
SAR(1 g) = 0.277 W/kg; SAR(10 g) = 0.165 W/kg
 Smallest distance from peaks to all points 3 dB below = 11.2 mm
 Ratio of SAR at M2 to SAR at M1 = 58%
 Maximum value of SAR (measured) = 0.385 W/kg



0 dB = 0.385 W/kg = -4.15 dBW/kg

n25 ANT 3

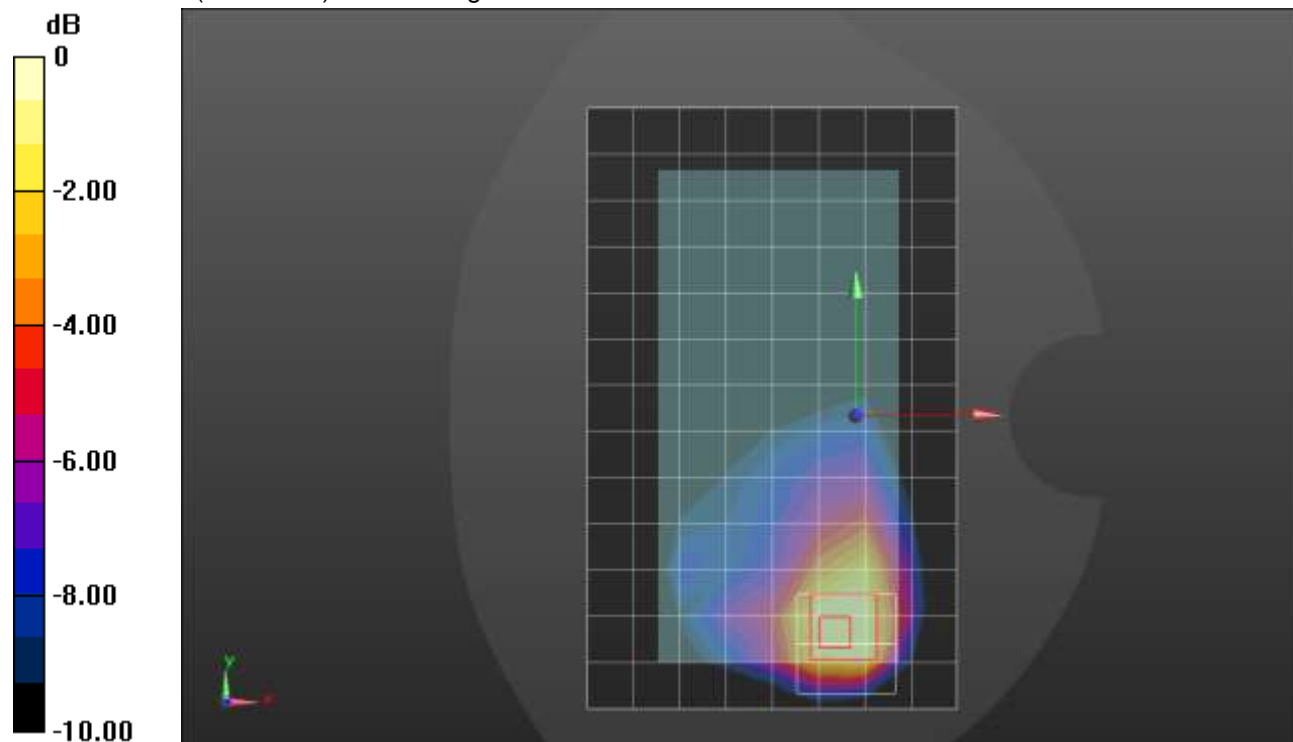
Frequency: 1882.5 MHz; Duty Cycle: 1:1; Room Ambient Temperature: 24.0°C; Liquid Temperature: 23.0°C
 Medium parameters used (interpolated): $f = 1882.5$ MHz; $\sigma = 1.411$ S/m; $\epsilon_r = 38.489$; $\rho = 1000$ kg/m³

DASY5 Configuration:

- Area Scan Setting: Find Secondary Maximum Within: 2.0 dB and with a peak SAR value greater than 0.0012W/kg
- Electronics: DAE4 Sn1359; Calibrated: 1/28/2021
- Probe: EX3DV4 - SN3772; ConvF(7.33, 7.33, 7.33) @ 1882.5 MHz; Calibrated: 2/25/2021
- Sensor-Surface: 1.4mm (Mechanical Surface Detection)
- Phantom: Twin-SAM V8.0 (20deg probe tilt); Type: QD 000 P41 AA; Serial: 1948

Rear/QPSK RB 108,54 Ch 376500/Area Scan (9x14x1): Measurement grid: dx=15mm, dy=15mm
 Maximum value of SAR (measured) = 0.950 W/kg

Rear/QPSK RB 108,54 Ch 376500/Zoom Scan (5x5x7)/Cube 0: Measurement grid: dx=8mm, dy=8mm, dz=5mm
 Reference Value = 24.27 V/m; Power Drift = -0.05 dB
 Peak SAR (extrapolated) = 1.44 W/kg
SAR(1 g) = 0.713 W/kg; SAR(10 g) = 0.393 W/kg
 Smallest distance from peaks to all points 3 dB below = 11.3 mm
 Ratio of SAR at M2 to SAR at M1 = 49.5%
 Maximum value of SAR (measured) = 1.08 W/kg



0 dB = 1.08 W/kg = 0.33 dBW/kg

n25 ANT 3

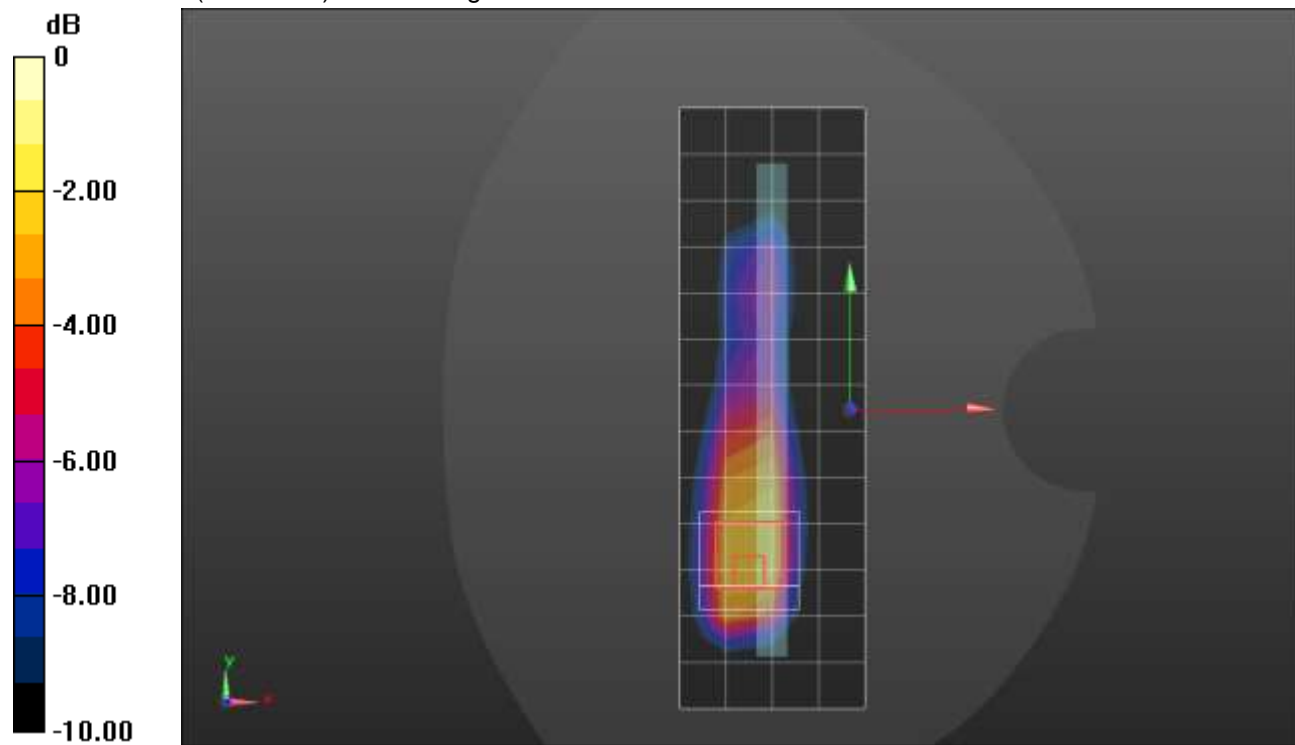
Frequency: 1882.5 MHz; Duty Cycle: 1:1; Room Ambient Temperature: 24.0°C; Liquid Temperature: 23.0°C
 Medium parameters used (interpolated): $f = 1882.5$ MHz; $\sigma = 1.411$ S/m; $\epsilon_r = 38.489$; $\rho = 1000$ kg/m³

DASY5 Configuration:

- Area Scan Setting: Find Secondary Maximum Within: 2.0 dB and with a peak SAR value greater than 0.0012W/kg
- Electronics: DAE4 Sn1359; Calibrated: 1/28/2021
- Probe: EX3DV4 - SN3772; ConvF(7.33, 7.33, 7.33) @ 1882.5 MHz; Calibrated: 2/25/2021
- Sensor-Surface: 1.4mm (Mechanical Surface Detection)
- Phantom: Twin-SAM V8.0 (20deg probe tilt); Type: QD 000 P41 AA; Serial: 1948

Edge 4/QPSK RB 108,54 Ch 376500/Area Scan (5x14x1): Measurement grid: dx=15mm, dy=15mm
 Maximum value of SAR (measured) = 0.763 W/kg

Edge 4/QPSK RB 108,54 Ch 376500/Zoom Scan (5x5x7)/Cube 0: Measurement grid: dx=8mm, dy=8mm, dz=5mm
 Reference Value = 21.99 V/m; Power Drift = -0.07 dB
 Peak SAR (extrapolated) = 1.53 W/kg
SAR(1 g) = 0.779 W/kg; SAR(10 g) = 0.404 W/kg
 Smallest distance from peaks to all points 3 dB below = 9.3 mm
 Ratio of SAR at M2 to SAR at M1 = 51.4%
 Maximum value of SAR (measured) = 1.26 W/kg



0 dB = 1.26 W/kg = 1.00 dBW/kg

n25 ANT 4

Frequency: 1882.5 MHz; Duty Cycle: 1:1; Room Ambient Temperature: 24.0°C; Liquid Temperature: 23.0°C
 Medium parameters used (interpolated): $f = 1882.5$ MHz; $\sigma = 1.395$ S/m; $\epsilon_r = 39.796$; $\rho = 1000$ kg/m³

DASY5 Configuration:

- Area Scan Setting: Find Secondary Maximum Within: 2.0 dB and with a peak SAR value greater than 0.0012W/kg
- Electronics: DAE4 Sn1380; Calibrated: 8/19/2020
- Probe: EX3DV4 - SN3749; ConvF(7.86, 7.86, 7.86) @ 1882.5 MHz; Calibrated: 2/5/2021
- Sensor-Surface: 1.4mm (Mechanical Surface Detection)
- Phantom: SAM v4.0(A); Type: QD000P40CD; Serial: 1632

LHS/Touch_QPSK RB 108,54 Ch 376500/Area Scan (9x14x1): Measurement grid: dx=15mm, dy=15mm

Maximum value of SAR (measured) = 1.41 W/kg

LHS/Touch_QPSK RB 108,54 Ch 376500/Zoom Scan (6x6x7)/Cube 0: Measurement grid: dx=8mm, dy=8mm, dz=5mm

Reference Value = 27.09 V/m; Power Drift = 0.03 dB


Peak SAR (extrapolated) = 1.85 W/kg

SAR(1 g) = 0.833 W/kg; SAR(10 g) = 0.448 W/kg

Smallest distance from peaks to all points 3 dB below = 8.2 mm

Ratio of SAR at M2 to SAR at M1 = 45.9%

Maximum value of SAR (measured) = 1.43 W/kg



0 dB = 1.43 W/kg = 1.55 dBW/kg

n25 ANT 4

Frequency: 1882.5 MHz; Duty Cycle: 1:1; Room Ambient Temperature: 24.0°C; Liquid Temperature: 23.0°C
 Medium parameters used (interpolated): $f = 1882.5$ MHz; $\sigma = 1.411$ S/m; $\epsilon_r = 38.489$; $\rho = 1000$ kg/m³

DASY5 Configuration:

- Area Scan Setting: Find Secondary Maximum Within: 2.0 dB and with a peak SAR value greater than 0.0012W/kg
- Electronics: DAE4 Sn1359; Calibrated: 1/28/2021
- Probe: EX3DV4 - SN3772; ConvF(7.33, 7.33, 7.33) @ 1882.5 MHz; Calibrated: 2/25/2021
- Sensor-Surface: 1.4mm (Mechanical Surface Detection)
- Phantom: Twin-SAM V8.0 (20deg probe tilt); Type: QD 000 P41 AA; Serial: 1948

Rear/QPSK RB 108,54 Ch 376500/Area Scan (9x13x1): Measurement grid: dx=15mm, dy=15mm
 Maximum value of SAR (measured) = 0.766 W/kg

Rear/QPSK RB 108,54 Ch 376500/Zoom Scan (5x5x7)/Cube 0: Measurement grid: dx=8mm, dy=8mm, dz=5mm

Reference Value = 21.34 V/m; Power Drift = -0.07 dB

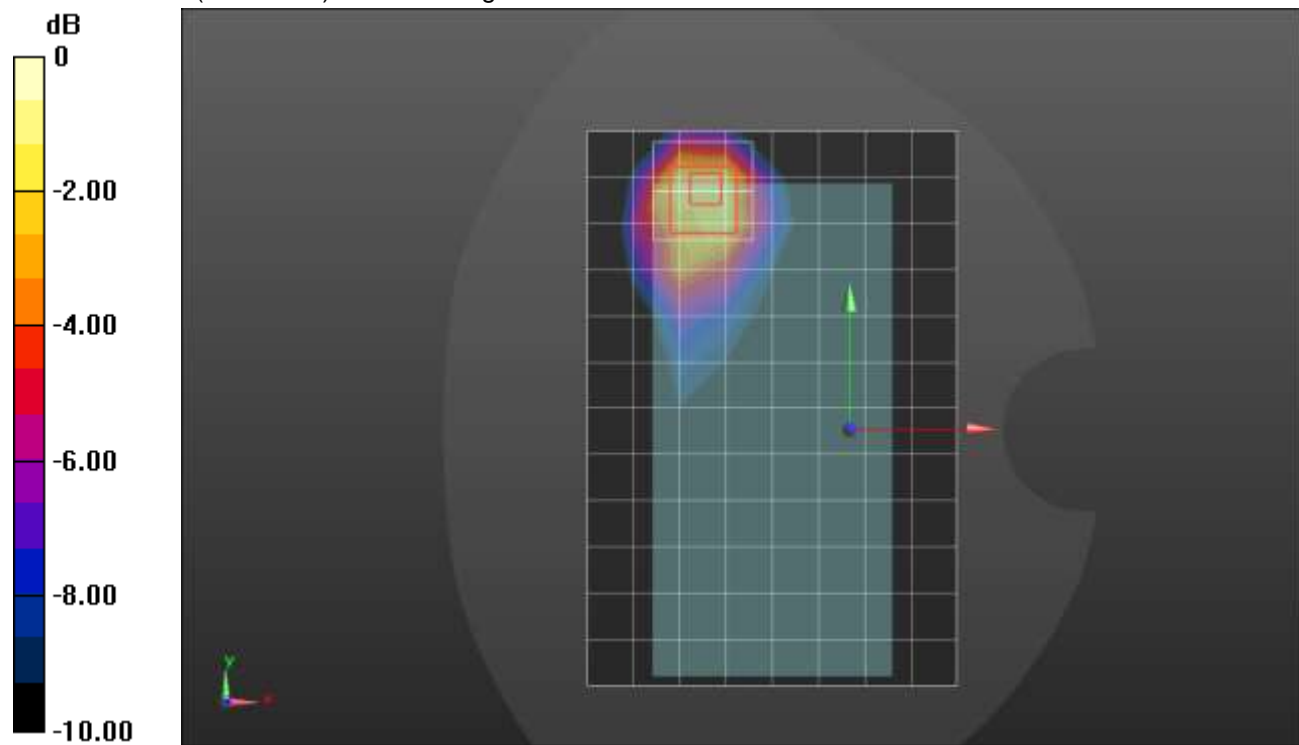
Peak SAR (extrapolated) = 1.26 W/kg

SAR(1 g) = 0.575 W/kg; SAR(10 g) = 0.311 W/kg

Smallest distance from peaks to all points 3 dB below = 9.7 mm

Ratio of SAR at M2 to SAR at M1 = 47.5%

Maximum value of SAR (measured) = 0.887 W/kg



0 dB = 0.887 W/kg = -0.52 dBW/kg

n25 ANT 4

Frequency: 1882.5 MHz; Duty Cycle: 1:1; Room Ambient Temperature: 24.0°C; Liquid Temperature: 23.0°C
 Medium parameters used (interpolated): $f = 1882.5$ MHz; $\sigma = 1.437$ S/m; $\epsilon_r = 38.179$; $\rho = 1000$ kg/m³

DASY5 Configuration:

- Area Scan Setting: Find Secondary Maximum Within: 2.0 dB and with a peak SAR value greater than 0.0012W/kg
- Electronics: DAE4 Sn1359; Calibrated: 1/28/2021
- Probe: EX3DV4 - SN3772; ConvF(7.33, 7.33, 7.33) @ 1882.5 MHz; Calibrated: 2/25/2021
- Sensor-Surface: 1.4mm (Mechanical Surface Detection)
- Phantom: Twin-SAM V8.0 (20deg probe tilt); Type: QD 000 P41 AA; Serial: 1948

Edge 2/QPSK RB 108,54 Ch 376500/Area Scan (5x14x1): Measurement grid: dx=15mm, dy=15mm
 Maximum value of SAR (measured) = 0.796 W/kg

Edge 2/QPSK RB 108,54 Ch 376500/Zoom Scan (5x5x7)/Cube 0: Measurement grid: dx=8mm, dy=8mm, dz=5mm

Reference Value = 22.03 V/m; Power Drift = -0.07 dB

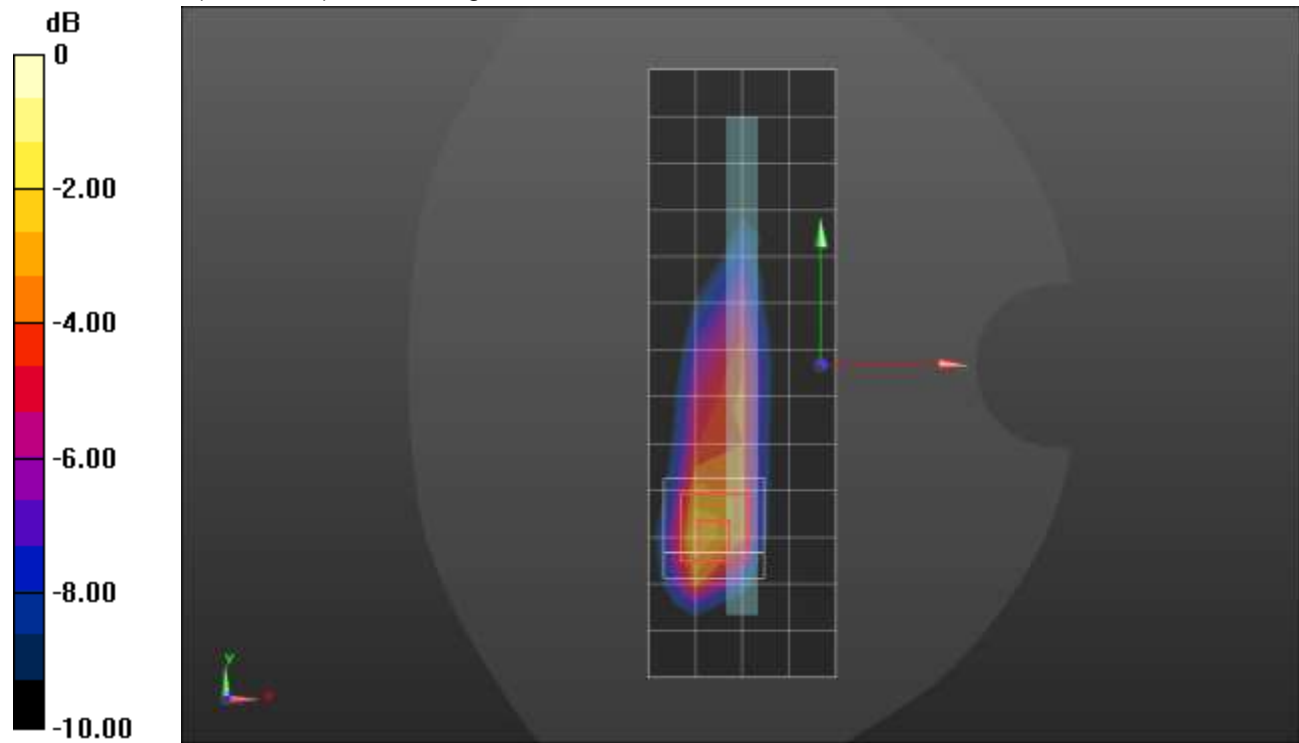
Peak SAR (extrapolated) = 1.50 W/kg

SAR(1 g) = 0.712 W/kg; SAR(10 g) = 0.340 W/kg

Smallest distance from peaks to all points 3 dB below = 8 mm

Ratio of SAR at M2 to SAR at M1 = 47.2%

Maximum value of SAR (measured) = 1.19 W/kg



0 dB = 1.19 W/kg = 0.76 dBW/kg

n30 ANT 1

Frequency: 2310 MHz; Duty Cycle: 1:1; Room Ambient Temperature: 24.0°C; Liquid Temperature: 23.0°C
 Medium parameters used: $f = 2310 \text{ MHz}$; $\sigma = 1.694 \text{ S/m}$; $\epsilon_r = 39.845$; $\rho = 1000 \text{ kg/m}^3$

DASY5 Configuration:

- Area Scan Setting: Find Secondary Maximum Within: 2.0 dB and with a peak SAR value greater than 0.0012W/kg
- Electronics: DAE4 Sn1547; Calibrated: 4/19/2021
- Probe: EX3DV4 - SN7482; ConvF(7.52, 7.52, 7.52) @ 2310 MHz; Calibrated: 4/26/2021
- Sensor-Surface: 1.4mm (Mechanical Surface Detection (Locations From Previous Scan Used)), Sensor-Surface: 2.5mm (Mechanical Surface Detection)
- Phantom: SAM (B); Type: QD000P40CD; Serial: 1632

RHS/Touch QPSK RB 1,25 ch 462000/Area Scan (10x17x1): Measurement grid: dx=12mm, dy=12mm
 Maximum value of SAR (measured) = 0.588 W/kg

RHS/Touch QPSK RB 1,25 ch 462000/Zoom Scan (7x7x7)/Cube 0: Measurement grid: dx=5mm, dy=5mm, dz=5mm

Reference Value = 17.81 V/m; Power Drift = -0.12 dB

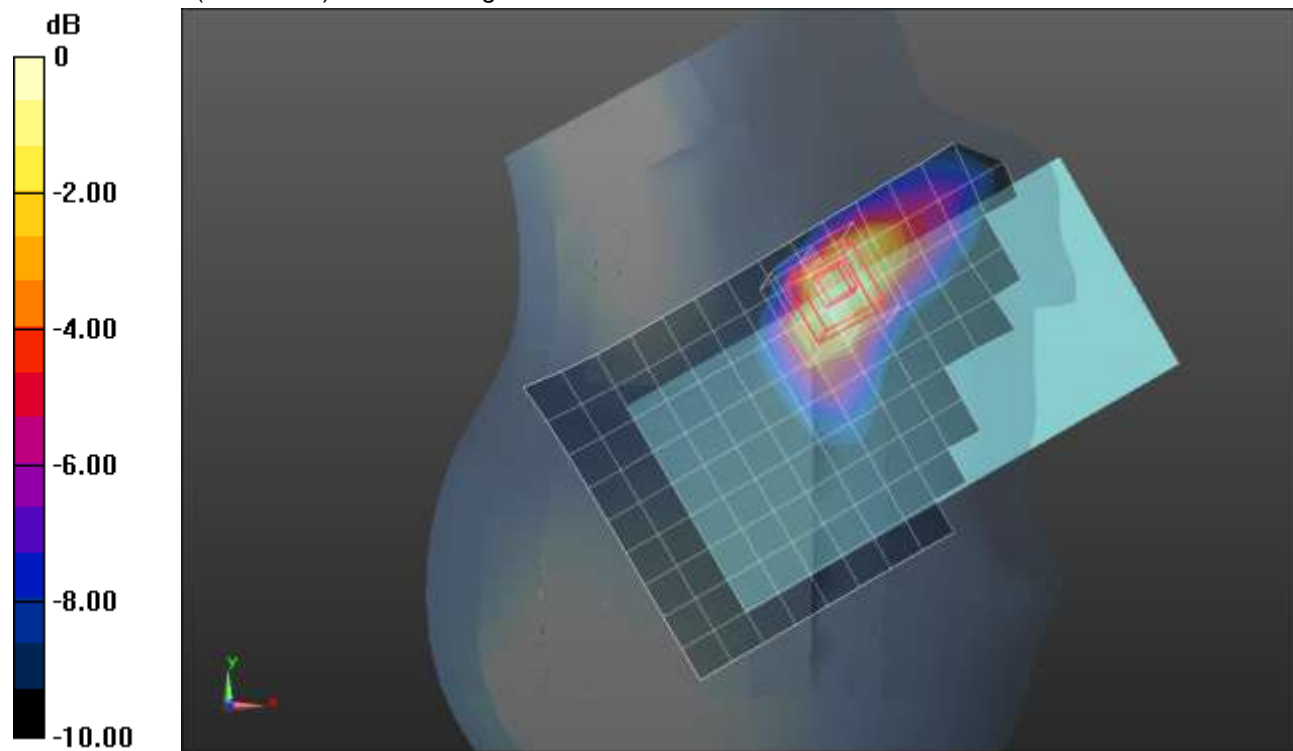
Peak SAR (extrapolated) = 0.818 W/kg

SAR(1 g) = 0.428 W/kg; SAR(10 g) = 0.218 W/kg

Smallest distance from peaks to all points 3 dB below = 8.5 mm

Ratio of SAR at M2 to SAR at M1 = 54.5%

Maximum value of SAR (measured) = 0.576 W/kg



0 dB = 0.576 W/kg = -2.40 dBW/kg

n30 ANT 1

Frequency: 2310 MHz; Duty Cycle: 1:1; Room Ambient Temperature: 24.0°C; Liquid Temperature: 23.0°C
 Medium parameters used: $f = 2310 \text{ MHz}$; $\sigma = 1.694 \text{ S/m}$; $\epsilon_r = 39.845$; $\rho = 1000 \text{ kg/m}^3$

DASY5 Configuration:

- Area Scan Setting: Find Secondary Maximum Within: 2.0 dB and with a peak SAR value greater than 0.0012W/kg
- Electronics: DAE4 Sn1547; Calibrated: 4/19/2021
- Probe: EX3DV4 - SN7482; ConvF(7.52, 7.52, 7.52) @ 2310 MHz; Calibrated: 4/26/2021
- Sensor-Surface: 2.5mm (Mechanical Surface Detection (Locations From Previous Scan Used)), Sensor-Surface: 2.5mm (Mechanical Surface Detection)
- Phantom: SAM (B); Type: QD000P40CD; Serial: 1632

Rear/QPSK RB 25,12 ch 462000/Area Scan (11x17x1): Measurement grid: $dx=12\text{mm}$, $dy=12\text{mm}$
 Maximum value of SAR (measured) = 0.574 W/kg

Rear/QPSK RB 25,12 ch 462000/Zoom Scan (7x7x7)/Cube 0: Measurement grid: $dx=5\text{mm}$, $dy=5\text{mm}$, $dz=5\text{mm}$

Reference Value = 18.52 V/m; Power Drift = 0.00 dB

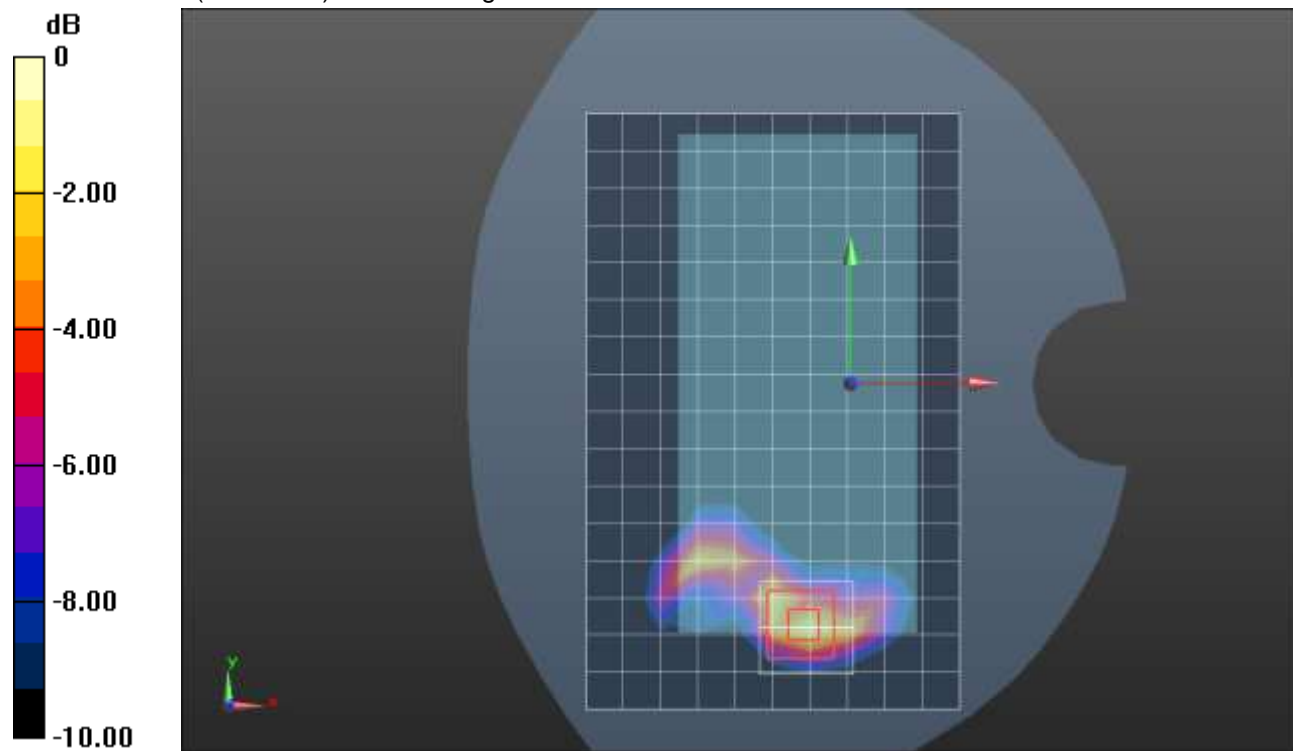
Peak SAR (extrapolated) = 0.977 W/kg

SAR(1 g) = 0.451 W/kg; SAR(10 g) = 0.196 W/kg

Smallest distance from peaks to all points 3 dB below = 6.1 mm

Ratio of SAR at M2 to SAR at M1 = 50%

Maximum value of SAR (measured) = 0.648 W/kg



0 dB = 0.648 W/kg = -1.88 dBW/kg

n30 ANT 1

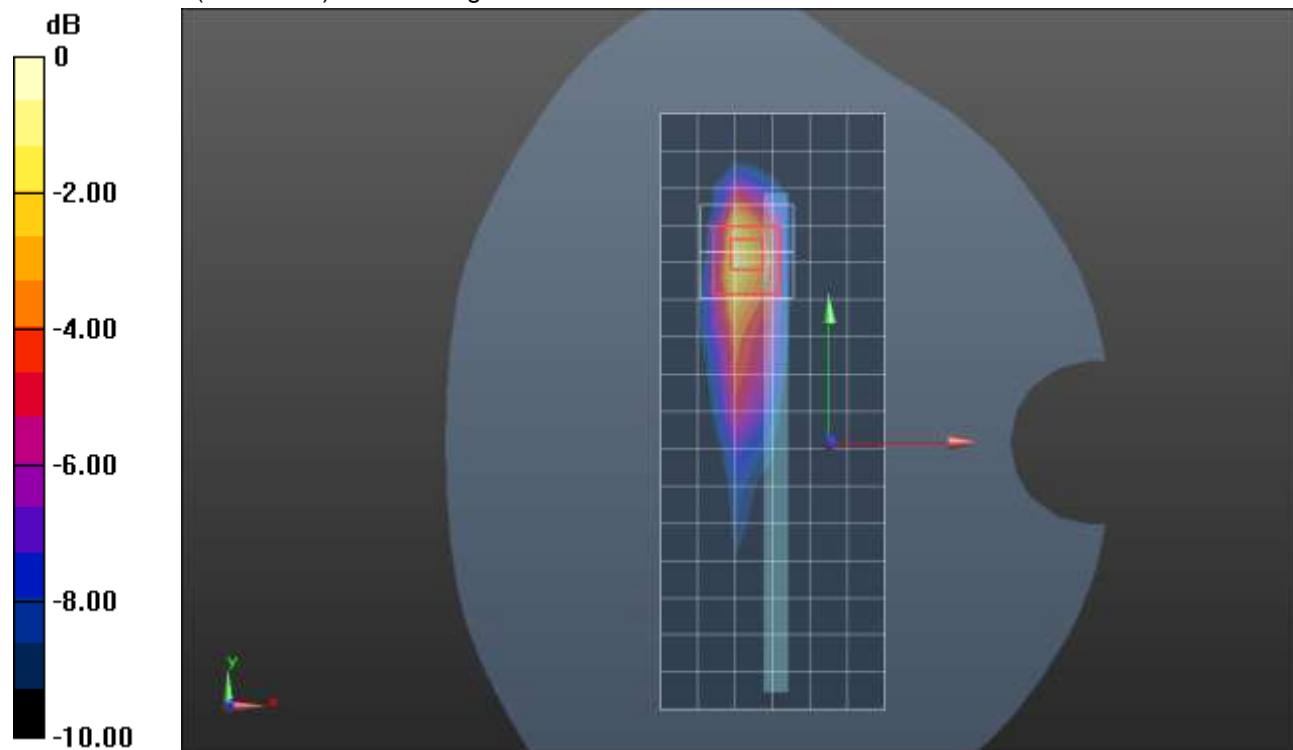
Frequency: 2310 MHz; Duty Cycle: 1:1; Room Ambient Temperature: 24.0°C; Liquid Temperature: 23.0°C
 Medium parameters used: $f = 2310 \text{ MHz}$; $\sigma = 1.694 \text{ S/m}$; $\epsilon_r = 39.845$; $\rho = 1000 \text{ kg/m}^3$

DASY5 Configuration:

- Area Scan Setting: Find Secondary Maximum Within: 2.0 dB and with a peak SAR value greater than 0.0012W/kg
- Electronics: DAE4 Sn1547; Calibrated: 4/19/2021
- Probe: EX3DV4 - SN7482; ConvF(7.52, 7.52, 7.52) @ 2310 MHz; Calibrated: 4/26/2021
- Sensor-Surface: 2.5mm (Mechanical Surface Detection)
- Phantom: SAM (B); Type: QD000P40CD; Serial: 1632

Edge 2/QPSK RB 50,0 ch 462000/Area Scan (7x17x1): Measurement grid: dx=12mm, dy=12mm
 Maximum value of SAR (measured) = 0.990 W/kg

Edge 2/QPSK RB 50,0 ch 462000/Zoom Scan (7x7x7)/Cube 0: Measurement grid: dx=5mm, dy=5mm, dz=5mm
 Reference Value = 24.44 V/m; Power Drift = -0.12 dB
 Peak SAR (extrapolated) = 1.82 W/kg
SAR(1 g) = 0.795 W/kg; SAR(10 g) = 0.338 W/kg
 Smallest distance from peaks to all points 3 dB below = 7 mm
 Ratio of SAR at M2 to SAR at M1 = 46.7%
 Maximum value of SAR (measured) = 1.19 W/kg



0 dB = 1.19 W/kg = 0.76 dBW/kg

n30 ANT 2

Frequency: 2310 MHz; Duty Cycle: 1:1; Room Ambient Temperature: 24.0°C; Liquid Temperature: 23.0°C

Medium parameters used: $f = 2310$ MHz; $\sigma = 1.694$ S/m; $\epsilon_r = 39.845$; $\rho = 1000$ kg/m³

DASY5 Configuration:

- Area Scan Setting: Find Secondary Maximum Within: 2.0 dB and with a peak SAR value greater than 0.0012W/kg
- Electronics: DAE4 Sn1547; Calibrated: 4/19/2021
- Probe: EX3DV4 - SN7482; ConvF(7.52, 7.52, 7.52) @ 2310 MHz; Calibrated: 4/26/2021
- Sensor-Surface: 2.5mm (Mechanical Surface Detection)
- Phantom: SAM (B); Type: QD000P40CD; Serial: 1632

LHS/Tilt QPSK RB 25,12 ch 462000/Area Scan (11x18x1): Measurement grid: dx=12mm, dy=12mm

Maximum value of SAR (measured) = 0.920 W/kg

LHS/Tilt QPSK RB 25,12 ch 462000/Zoom Scan (7x7x7)/Cube 0: Measurement grid: dx=5mm, dy=5mm, dz=5mm

Reference Value = 20.59 V/m; Power Drift = 0.02 dB

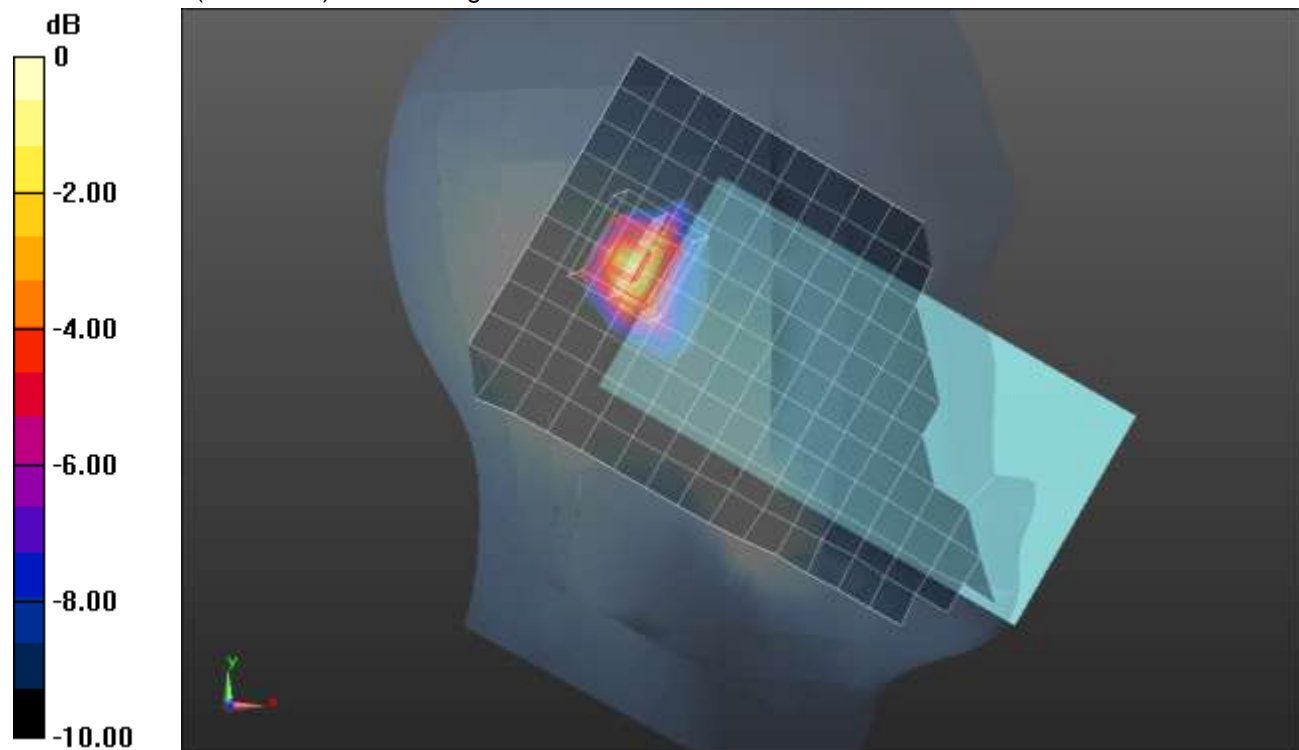
Peak SAR (extrapolated) = 1.74 W/kg

SAR(1 g) = 0.771 W/kg; SAR(10 g) = 0.329 W/kg

Smallest distance from peaks to all points 3 dB below = 7.6 mm

Ratio of SAR at M2 to SAR at M1 = 46.6%

Maximum value of SAR (measured) = 1.15 W/kg



0 dB = 1.15 W/kg = 0.61 dBW/kg

n30 ANT 2

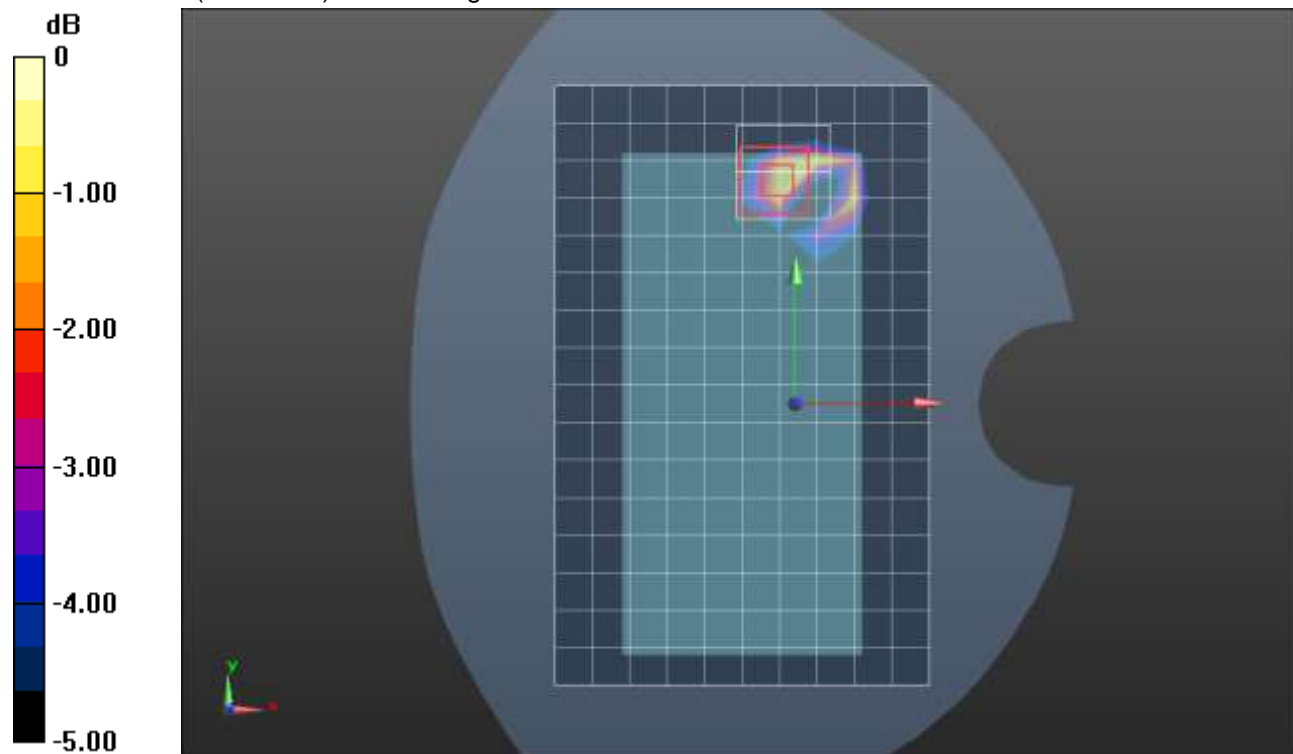
Frequency: 2310 MHz; Duty Cycle: 1:1; Room Ambient Temperature: 24.0°C; Liquid Temperature: 23.0°C
 Medium parameters used: $f = 2310 \text{ MHz}$; $\sigma = 1.694 \text{ S/m}$; $\epsilon_r = 39.845$; $\rho = 1000 \text{ kg/m}^3$

DASY5 Configuration:

- Area Scan Setting: Find Secondary Maximum Within: 2.0 dB and with a peak SAR value greater than 0.0012W/kg
- Electronics: DAE4 Sn1547; Calibrated: 4/19/2021
- Probe: EX3DV4 - SN7482; ConvF(7.52, 7.52, 7.52) @ 2310 MHz; Calibrated: 4/26/2021
- Sensor-Surface: 2.5mm (Mechanical Surface Detection)
- Phantom: SAM (B); Type: QD000P40CD; Serial: 1632

Rear/QPSK RB 50,0 ch 462000/Area Scan (11x17x1): Measurement grid: dx=12mm, dy=12mm
 Maximum value of SAR (measured) = 1.01 W/kg

Rear/QPSK RB 50,0 ch 462000/Zoom Scan 2 (7x7x7)/Cube 0: Measurement grid: dx=5mm, dy=5mm, dz=5mm
 Reference Value = 24.57 V/m; Power Drift = -0.05 dB
 Peak SAR (extrapolated) = 2.14 W/kg
SAR(1 g) = 0.817 W/kg; SAR(10 g) = 0.340 W/kg
 Smallest distance from peaks to all points 3 dB below = 7 mm
 Ratio of SAR at M2 to SAR at M1 = 41.1%
 Maximum value of SAR (measured) = 1.18 W/kg



0 dB = 1.18 W/kg = 0.72 dBW/kg

n30 ANT 3

Frequency: 2310 MHz; Duty Cycle: 1:1; Room Ambient Temperature: 24.0°C; Liquid Temperature: 23.0°C
 Medium parameters used: $f = 2310$ MHz; $\sigma = 1.704$ S/m; $\epsilon_r = 38.142$; $\rho = 1000$ kg/m³

DASY5 Configuration:

- Area Scan Setting: Find Secondary Maximum Within: 2.0 dB and with a peak SAR value greater than 0.0012W/kg
- Electronics: DAE4 Sn1547; Calibrated: 4/19/2021
- Probe: EX3DV4 - SN7482; ConvF(7.52, 7.52, 7.52) @ 2310 MHz; Calibrated: 4/26/2021
- Sensor-Surface: 2.5mm (Mechanical Surface Detection)
- Phantom: SAM (B); Type: QD000P40CD; Serial: 1632

LHS/Touch QPSK RB 25,12 ch 462000/Area Scan (11x18x1): Measurement grid: dx=12mm, dy=12mm
 Maximum value of SAR (measured) = 0.347 W/kg

LHS/Touch QPSK RB 25,12 ch 462000/Zoom Scan (7x7x7)/Cube 0: Measurement grid: dx=5mm, dy=5mm, dz=5mm

Reference Value = 15.71 V/m; Power Drift = -0.06 dB


Peak SAR (extrapolated) = 0.495 W/kg

SAR(1 g) = 0.295 W/kg; SAR(10 g) = 0.170 W/kg

Smallest distance from peaks to all points 3 dB below = 8.6 mm

Ratio of SAR at M2 to SAR at M1 = 65.4%

Maximum value of SAR (measured) = 0.388 W/kg



0 dB = 0.388 W/kg = -4.11 dBW/kg

n30 ANT 3

Frequency: 2310 MHz; Duty Cycle: 1:1; Room Ambient Temperature: 24.0°C; Liquid Temperature: 23.0°C
 Medium parameters used: $f = 2310$ MHz; $\sigma = 1.694$ S/m; $\epsilon_r = 39.845$; $\rho = 1000$ kg/m³

DASY5 Configuration:

- Area Scan Setting: Find Secondary Maximum Within: 2.0 dB and with a peak SAR value greater than 0.0012W/kg
- Electronics: DAE4 Sn1547; Calibrated: 4/19/2021
- Probe: EX3DV4 - SN7482; ConvF(7.52, 7.52, 7.52) @ 2310 MHz; Calibrated: 4/26/2021
- Sensor-Surface: 2.5mm (Mechanical Surface Detection (Locations From Previous Scan Used)), Sensor-Surface: 2.5mm (Mechanical Surface Detection)
- Phantom: SAM (B); Type: QD000P40CD; Serial: 1632

Rear/QPSK RB 25,12 ch 462000/Area Scan (11x17x1): Measurement grid: dx=12mm, dy=12mm
 Maximum value of SAR (measured) = 0.570 W/kg

Rear/QPSK RB 25,12 ch 462000/Zoom Scan (7x8x7)/Cube 0: Measurement grid: dx=5mm, dy=5mm, dz=5mm

Reference Value = 18.36 V/m; Power Drift = -0.00 dB

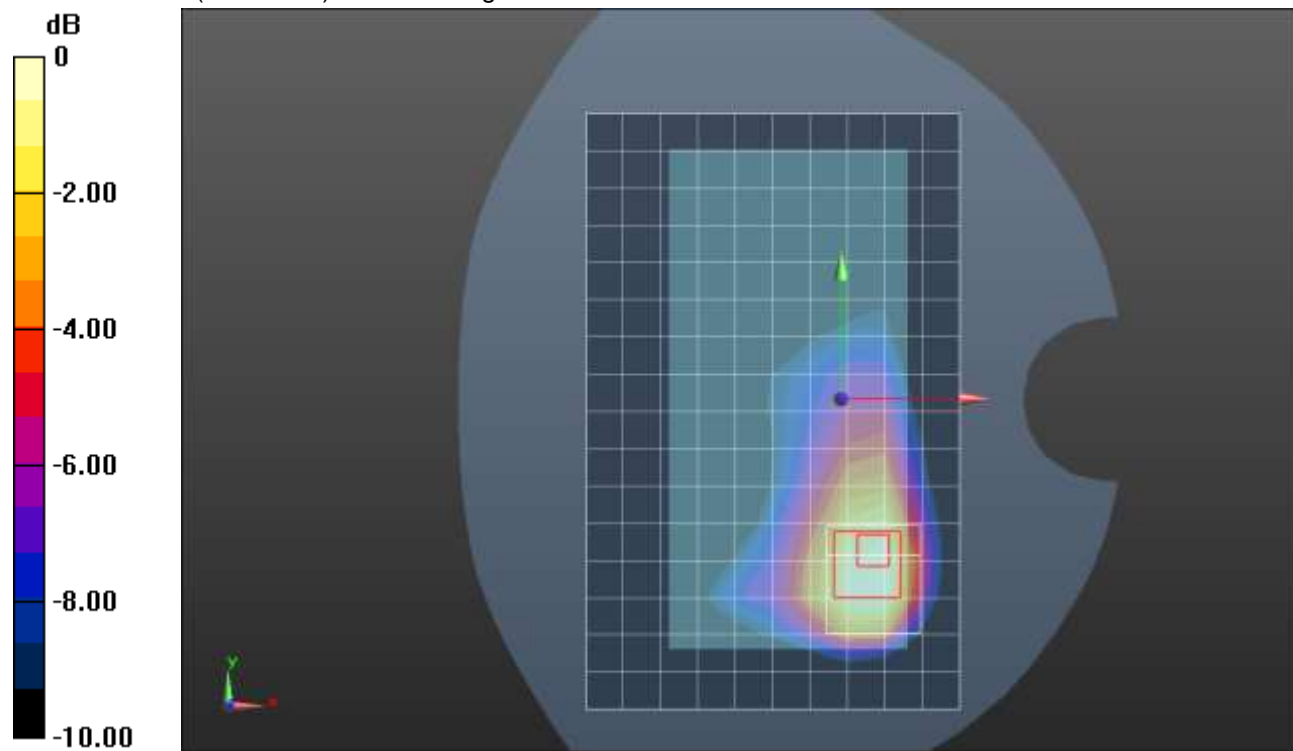
Peak SAR (extrapolated) = 0.831 W/kg

SAR(1 g) = 0.428 W/kg; SAR(10 g) = 0.233 W/kg

Smallest distance from peaks to all points 3 dB below = 10 mm

Ratio of SAR at M2 to SAR at M1 = 53.8%

Maximum value of SAR (measured) = 0.569 W/kg



0 dB = 0.569 W/kg = -2.45 dBW/kg

n30 ANT 3

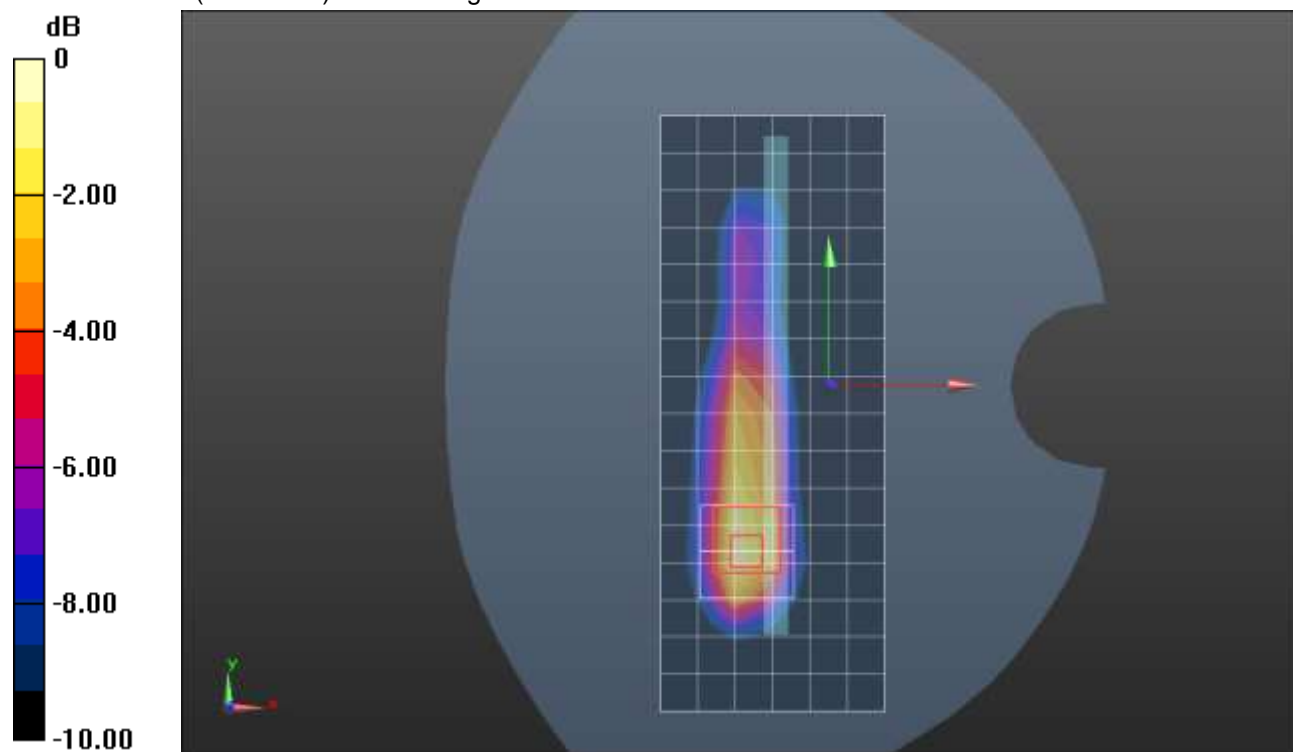
Frequency: 2310 MHz; Duty Cycle: 1:1; Room Ambient Temperature: 24.0°C; Liquid Temperature: 23.0°C
 Medium parameters used: $f = 2310 \text{ MHz}$; $\sigma = 1.63 \text{ S/m}$; $\epsilon_r = 38.952$; $\rho = 1000 \text{ kg/m}^3$

DASY5 Configuration:

- Area Scan Setting: Find Secondary Maximum Within: 2.0 dB and with a peak SAR value greater than 0.0012W/kg
- Electronics: DAE4 Sn1547; Calibrated: 4/19/2021
- Probe: EX3DV4 - SN7482; ConvF(7.52, 7.52, 7.52) @ 2310 MHz; Calibrated: 4/26/2021
- Sensor-Surface: 2.5mm (Mechanical Surface Detection)
- Phantom: SAM (B); Type: QD000P40CD; Serial: 1632

Edge 4/QPSK RB 25,12 ch 462000/Area Scan (7x17x1): Measurement grid: dx=12mm, dy=12mm
 Maximum value of SAR (measured) = 1.14 W/kg

Edge 4/QPSK RB 25,12 ch 462000/Zoom Scan (7x7x7)/Cube 0: Measurement grid: dx=5mm, dy=5mm, dz=5mm
 Reference Value = 26.73 V/m; Power Drift = 0.19 dB
 Peak SAR (extrapolated) = 1.90 W/kg
SAR(1 g) = 0.896 W/kg; SAR(10 g) = 0.423 W/kg
 Smallest distance from peaks to all points 3 dB below = 8.9 mm
 Ratio of SAR at M2 to SAR at M1 = 49.7%
 Maximum value of SAR (measured) = 1.27 W/kg



0 dB = 1.27 W/kg = 1.04 dBW/kg

n30 ANT 4

Frequency: 2310 MHz; Duty Cycle: 1:1; Room Ambient Temperature: 24.0°C; Liquid Temperature: 23.0°C
 Medium parameters used: $f = 2310 \text{ MHz}$; $\sigma = 1.694 \text{ S/m}$; $\epsilon_r = 39.845$; $\rho = 1000 \text{ kg/m}^3$

DASY5 Configuration:

- Area Scan Setting: Find Secondary Maximum Within: 2.0 dB and with a peak SAR value greater than 0.0012W/kg
- Electronics: DAE4 Sn1547; Calibrated: 4/19/2021
- Probe: EX3DV4 - SN7482; ConvF(7.52, 7.52, 7.52) @ 2310 MHz; Calibrated: 4/26/2021
- Sensor-Surface: 2.5mm (Mechanical Surface Detection)
- Phantom: SAM (B); Type: QD000P40CD; Serial: 1632

LHS/Touch QPSK RB 50,0 ch 462000 2/Area Scan (11x18x1): Measurement grid: dx=12mm, dy=12mm
 Maximum value of SAR (measured) = 1.08 W/kg

LHS/Touch QPSK RB 50,0 ch 462000 2/Zoom Scan (7x7x7)/Cube 0: Measurement grid: dx=5mm, dy=5mm, dz=5mm

Reference Value = 23.42 V/m; Power Drift = 0.10 dB

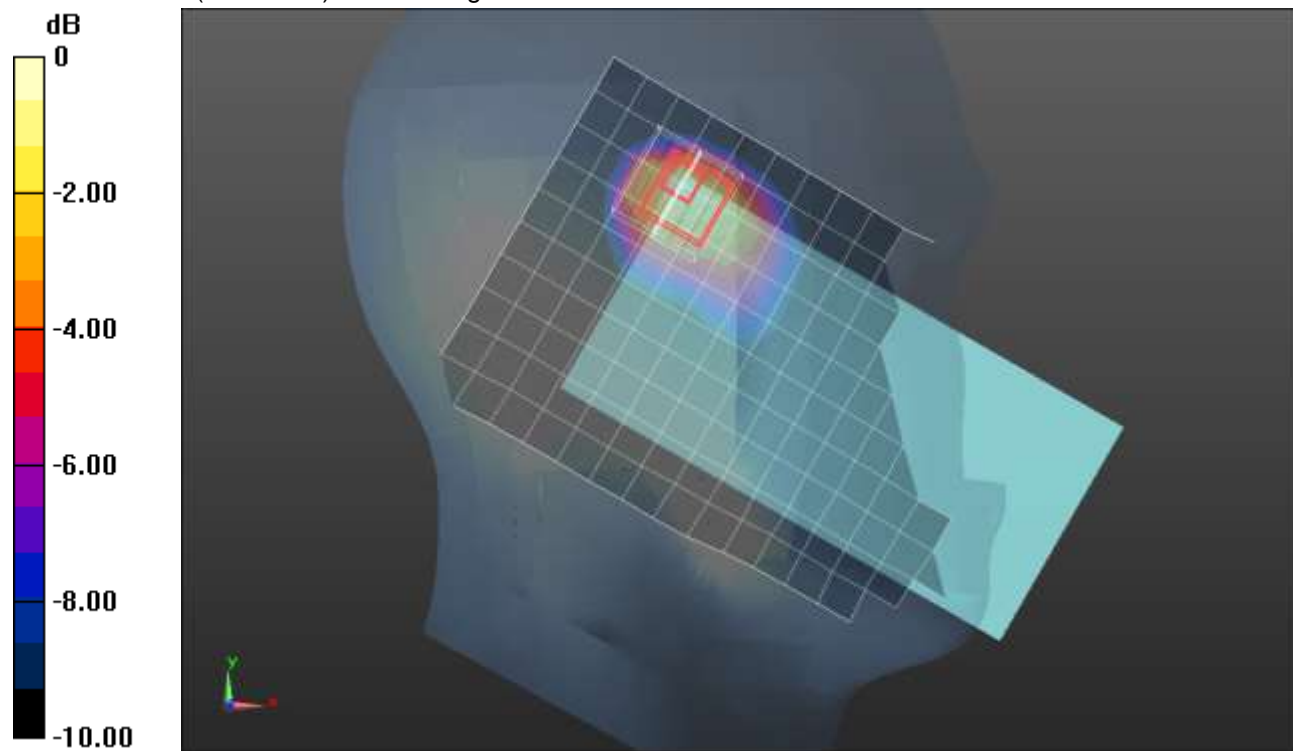
Peak SAR (extrapolated) = 1.73 W/kg

SAR(1 g) = 0.804 W/kg; SAR(10 g) = 0.410 W/kg

Smallest distance from peaks to all points 3 dB below = 8 mm

Ratio of SAR at M2 to SAR at M1 = 48.9%

Maximum value of SAR (measured) = 1.15 W/kg



0 dB = 1.15 W/kg = 0.61 dBW/kg

n30 ANT 4

Frequency: 2310 MHz; Duty Cycle: 1:1; Room Ambient Temperature: 24.0°C; Liquid Temperature: 23.0°C
 Medium parameters used: $f = 2310$ MHz; $\sigma = 1.732$ S/m; $\epsilon_r = 41.181$; $\rho = 1000$ kg/m³

DASY5 Configuration:

- Area Scan Setting: Find Secondary Maximum Within: 2.0 dB and with a peak SAR value greater than 0.0012W/kg
- Electronics: DAE4 Sn1547; Calibrated: 4/19/2021
- Probe: EX3DV4 - SN7482; ConvF(7.52, 7.52, 7.52) @ 2310 MHz; Calibrated: 4/26/2021
- Sensor-Surface: 2.5mm (Mechanical Surface Detection (Locations From Previous Scan Used)), Sensor-Surface: 2.5mm (Mechanical Surface Detection)
- Phantom: SAM (B); Type: QD000P40CD; Serial: 1632

Rear/QPSK RB 25,12 ch 462000/Area Scan (11x17x1): Measurement grid: dx=12mm, dy=12mm
 Maximum value of SAR (measured) = 0.804 W/kg

Rear/QPSK RB 25,12 ch 462000/Zoom Scan (7x8x7)/Cube 0: Measurement grid: dx=5mm, dy=5mm, dz=5mm

Reference Value = 3.661 V/m; Power Drift = 0.08 dB

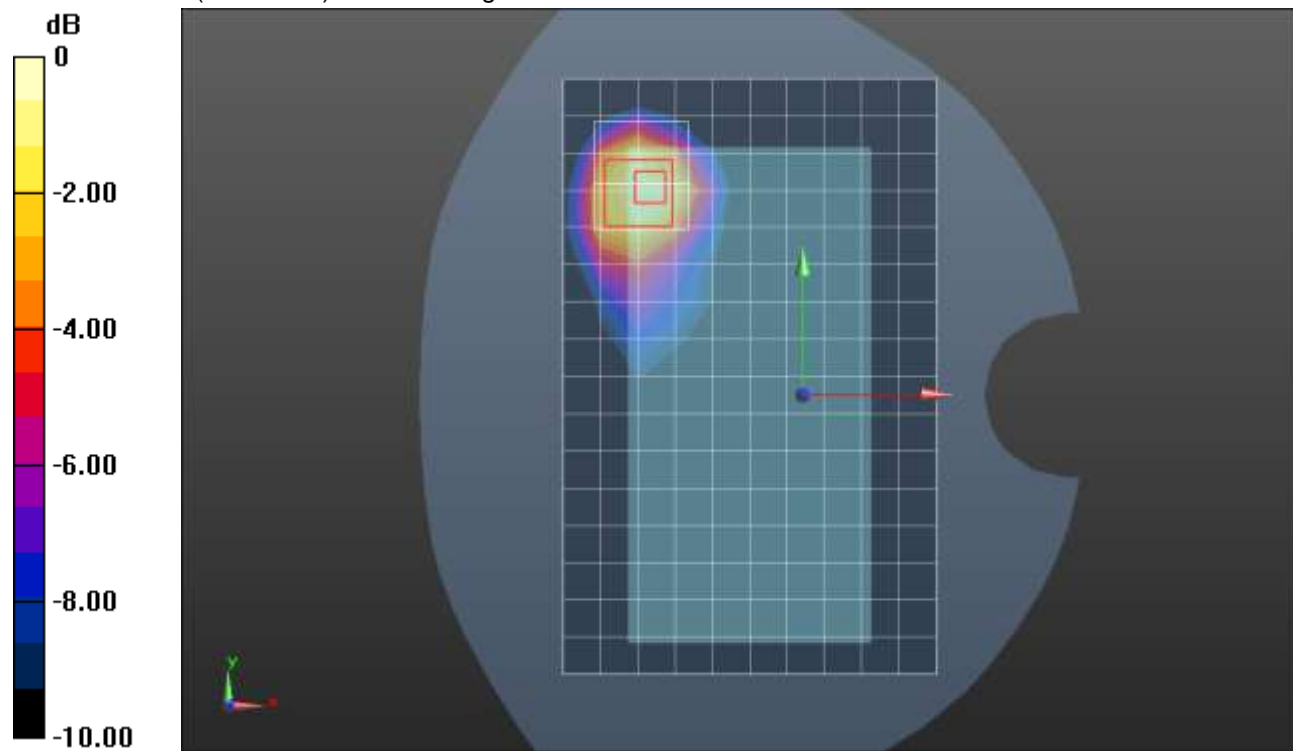
Peak SAR (extrapolated) = 1.38 W/kg

SAR(1 g) = 0.658 W/kg; SAR(10 g) = 0.348 W/kg

Smallest distance from peaks to all points 3 dB below = 10.6 mm

Ratio of SAR at M2 to SAR at M1 = 47.8%

Maximum value of SAR (measured) = 0.918 W/kg



0 dB = 0.918 W/kg = -0.37 dBW/kg

n30 ANT 4

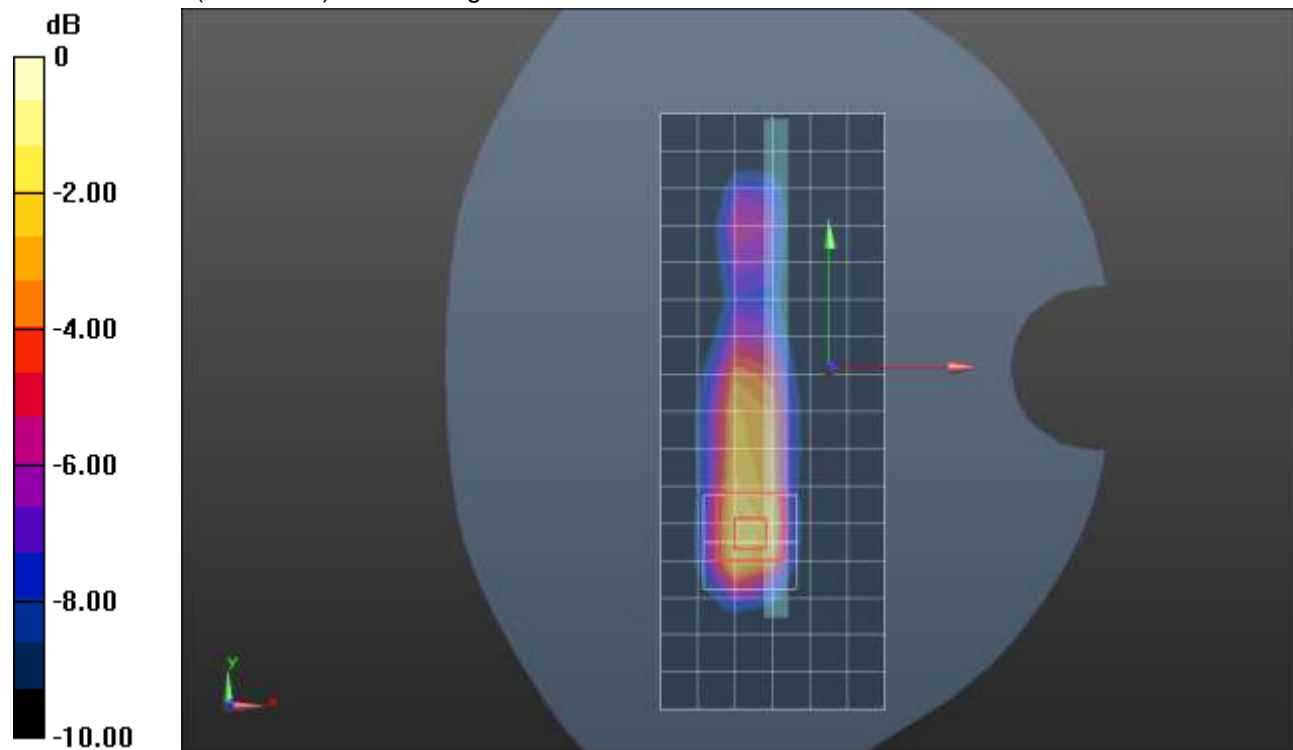
Frequency: 2310 MHz; Duty Cycle: 1:1; Room Ambient Temperature: 24.0°C; Liquid Temperature: 23.0°C
 Medium parameters used: $f = 2310 \text{ MHz}$; $\sigma = 1.63 \text{ S/m}$; $\epsilon_r = 38.952$; $\rho = 1000 \text{ kg/m}^3$

DASY5 Configuration:

- Area Scan Setting: Find Secondary Maximum Within: 2.0 dB and with a peak SAR value greater than 0.0012W/kg
- Electronics: DAE4 Sn1547; Calibrated: 4/19/2021
- Probe: EX3DV4 - SN7482; ConvF(7.52, 7.52, 7.52) @ 2310 MHz; Calibrated: 4/26/2021
- Sensor-Surface: 2.5mm (Mechanical Surface Detection)
- Phantom: SAM (B); Type: QD000P40CD; Serial: 1632

Edge 2/QPSK RB 25,12 ch 27710/Area Scan (7x17x1): Measurement grid: dx=12mm, dy=12mm
 Maximum value of SAR (measured) = 0.851 W/kg

Edge 2/QPSK RB 25,12 ch 27710/Zoom Scan (7x7x7)/Cube 0: Measurement grid: dx=5mm, dy=5mm, dz=5mm
 Reference Value = 23.19 V/m; Power Drift = -0.12 dB
 Peak SAR (extrapolated) = 1.67 W/kg
SAR(1 g) = 0.758 W/kg; SAR(10 g) = 0.347 W/kg
 Smallest distance from peaks to all points 3 dB below = 8.5 mm
 Ratio of SAR at M2 to SAR at M1 = 45.7%
 Maximum value of SAR (measured) = 1.10 W/kg



0 dB = 1.10 W/kg = 0.41 dBW/kg

n41 ANT 1

Frequency: 2593 MHz; Duty Cycle: 1:1; Room Ambient Temperature: 24.0°C; Liquid Temperature: 23.0°C
 Medium parameters used (interpolated): $f = 2593$ MHz; $\sigma = 1.931$ S/m; $\epsilon_r = 40.035$; $\rho = 1000$ kg/m³

DASY5 Configuration:

- Area Scan Setting: Find Secondary Maximum Within: 2.0 dB and with a peak SAR value greater than 0.0012W/kg
- Electronics: DAE4 Sn1472; Calibrated: 1/28/2021
- Probe: EX3DV4 - SN7587; ConvF(7.33, 7.33, 7.33) @ 2593 MHz; Calibrated: 4/27/2021
- Sensor-Surface: 2.5mm (Mechanical Surface Detection)
- Phantom: Twin-SAM V5.0 (30deg probe tilt); Type: QD 000 P40 CD; Serial: 1629

RHS/Touch_QPSK RB 1,137 ch 518598/Area Scan (11x16x1): Measurement grid: dx=12mm, dy=12mm

[Info: Interpolated medium parameters used for SAR evaluation.](#)

Maximum value of SAR (measured) = 0.233 W/kg

RHS/Touch_QPSK RB 1,137 ch 518598/Zoom Scan (7x7x7)/Cube 0: Measurement grid: dx=5mm, dy=5mm, dz=5mm

Reference Value = 10.67 V/m; Power Drift = 0.11 dB

Peak SAR (extrapolated) = 0.320 W/kg

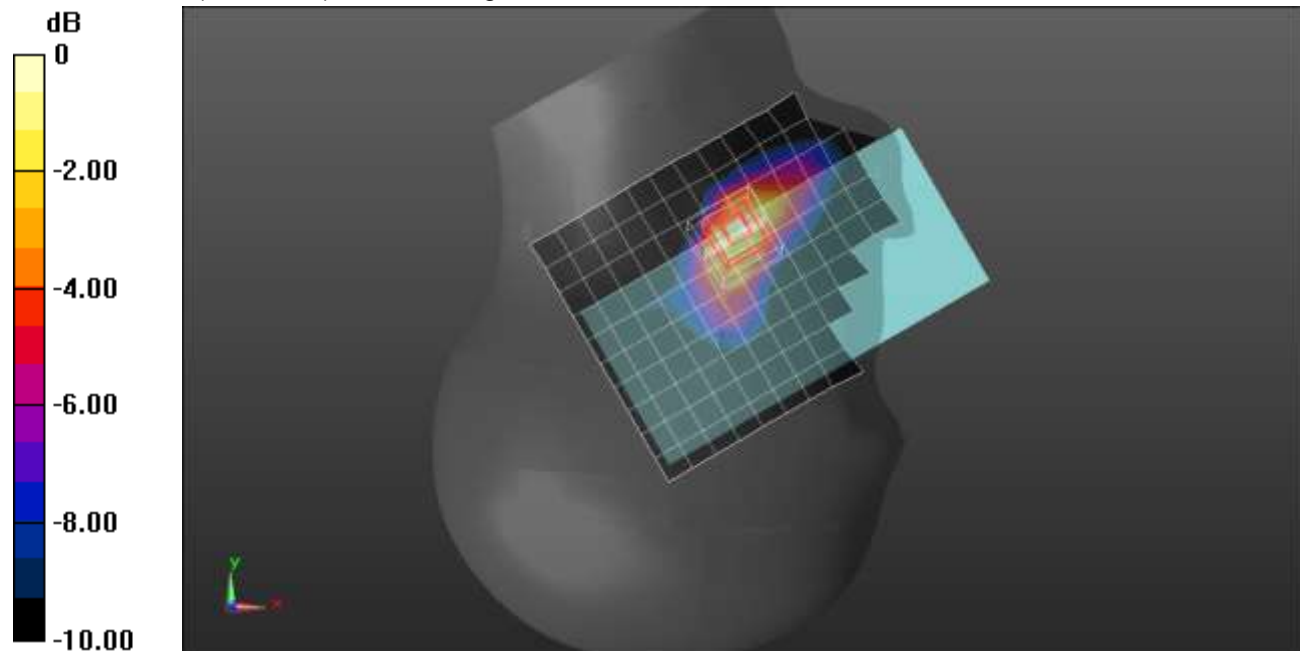
SAR(1 g) = 0.173 W/kg; SAR(10 g) = 0.088 W/kg

Smallest distance from peaks to all points 3 dB below = 9.6 mm

Ratio of SAR at M2 to SAR at M1 = 56.1%

[Info: Interpolated medium parameters used for SAR evaluation.](#)

Maximum value of SAR (measured) = 0.227 W/kg



0 dB = 0.227 W/kg = -6.44 dBW/kg

n41 ANT 1

Frequency: 2593 MHz; Duty Cycle: 1:1; Room Ambient Temperature: 24.0°C; Liquid Temperature: 23.0°C
 Medium parameters used (interpolated): $f = 2593 \text{ MHz}$; $\sigma = 1.931 \text{ S/m}$; $\epsilon_r = 40.035$; $\rho = 1000 \text{ kg/m}^3$

DASY5 Configuration:

- Area Scan Setting: Find Secondary Maximum Within: 2.0 dB and with a peak SAR value greater than 0.0012W/kg
- Electronics: DAE4 Sn1472; Calibrated: 1/28/2021
- Probe: EX3DV4 - SN7587; ConvF(7.33, 7.33, 7.33) @ 2593 MHz; Calibrated: 4/27/2021
- Sensor-Surface: 2.5mm (Mechanical Surface Detection (Locations From Previous Scan Used)), Sensor-Surface: 2.5mm (Mechanical Surface Detection)
- Phantom: Twin-SAM V5.0 (30deg probe tilt); Type: QD 000 P40 CD; Serial: 1629

Front/QPSK RB 135,69 ch 518598 /Area Scan (10x17x1): Measurement grid: dx=12mm, dy=12mm

[Info: Interpolated medium parameters used for SAR evaluation.](#)

Maximum value of SAR (measured) = 0.573 W/kg

Front/QPSK RB 135,69 ch 518598 /Zoom Scan (7x7x7)/Cube 0: Measurement grid: dx=5mm, dy=5mm, dz=5mm

Reference Value = 12.57 V/m; Power Drift = 0.10 dB

Peak SAR (extrapolated) = 0.913 W/kg

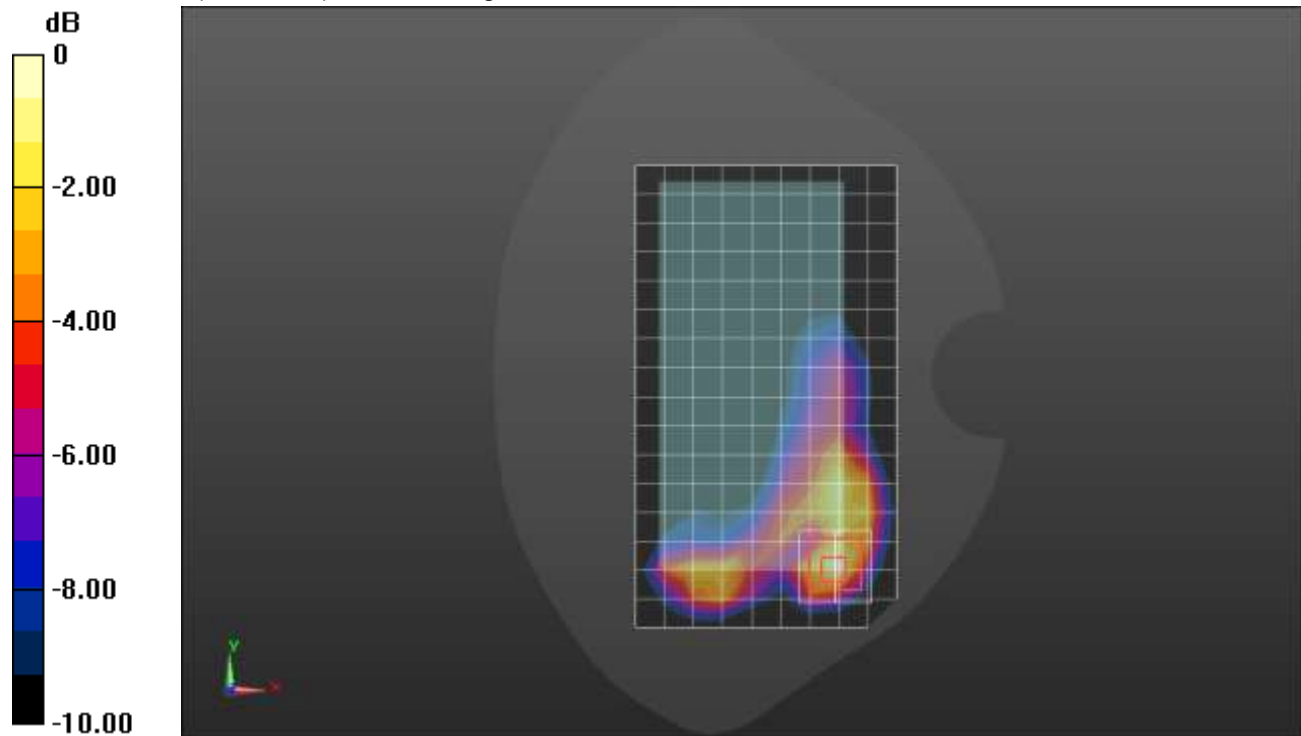
SAR(1 g) = 0.407 W/kg; SAR(10 g) = 0.177 W/kg

Smallest distance from peaks to all points 3 dB below = 7.1 mm

Ratio of SAR at M2 to SAR at M1 = 47.1%

[Info: Interpolated medium parameters used for SAR evaluation.](#)

Maximum value of SAR (measured) = 0.599 W/kg



0 dB = 0.599 W/kg = -2.23 dBW/kg

n41 ANT 1

Frequency: 2593 MHz; Duty Cycle: 1:1; Room Ambient Temperature: 24.0°C; Liquid Temperature: 23.0°C
 Medium parameters used (interpolated): $f = 2593 \text{ MHz}$; $\sigma = 1.931 \text{ S/m}$; $\epsilon_r = 40.035$; $\rho = 1000 \text{ kg/m}^3$

DASY5 Configuration:

- Area Scan Setting: Find Secondary Maximum Within: 2.0 dB and with a peak SAR value greater than 0.0012W/kg
- Electronics: DAE4 Sn1472; Calibrated: 1/28/2021
- Probe: EX3DV4 - SN7587; ConvF(7.33, 7.33, 7.33) @ 2593 MHz; Calibrated: 4/27/2021
- Sensor-Surface: 2.5mm (Mechanical Surface Detection)
- Phantom: Twin-SAM V5.0 (30deg probe tilt); Type: QD 000 P40 CD; Serial: 1629

Edge 2/QPSK RB 135,69 ch 518598/Area Scan (8x18x1): Measurement grid: dx=12mm, dy=12mm

[Info: Interpolated medium parameters used for SAR evaluation.](#)

Maximum value of SAR (measured) = 1.09 W/kg

Edge 2/QPSK RB 135,69 ch 518598/Zoom Scan (7x7x7)/Cube 0: Measurement grid: dx=5mm, dy=5mm, dz=5mm

Reference Value = 24.15 V/m; Power Drift = -0.01 dB

Peak SAR (extrapolated) = 1.73 W/kg

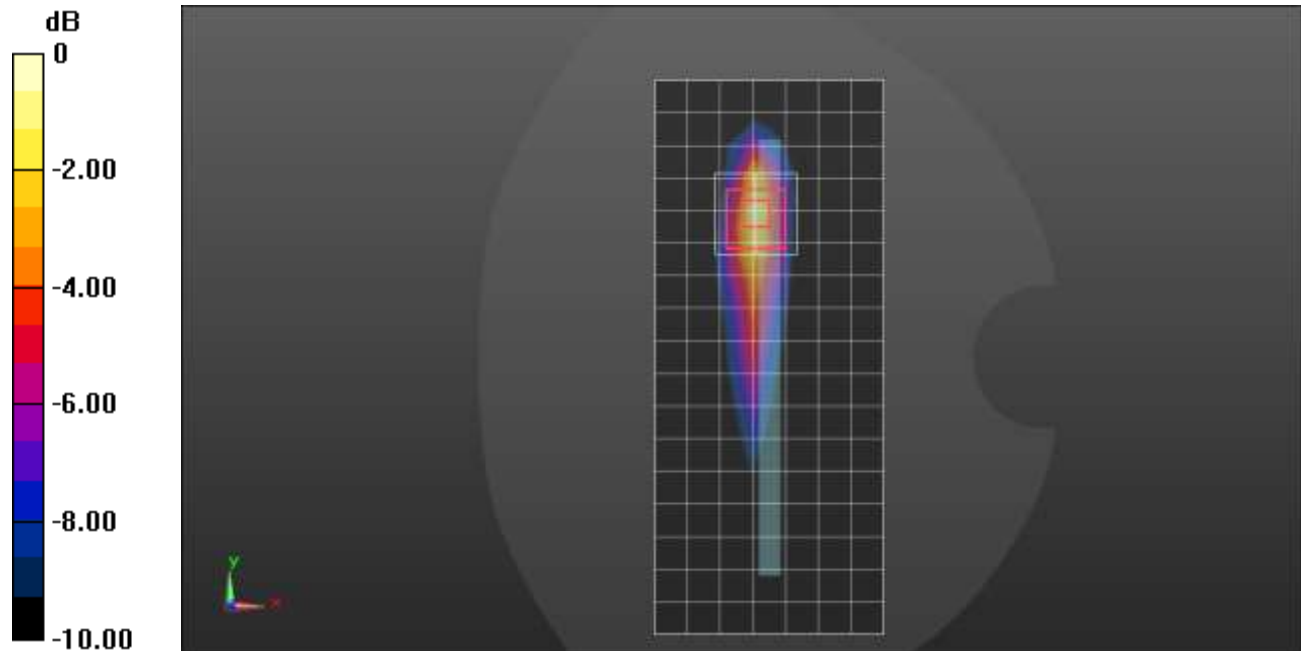
SAR(1 g) = 0.724 W/kg; SAR(10 g) = 0.297 W/kg

Smallest distance from peaks to all points 3 dB below = 7 mm

Ratio of SAR at M2 to SAR at M1 = 44.1%

[Info: Interpolated medium parameters used for SAR evaluation.](#)

Maximum value of SAR (measured) = 1.10 W/kg



0 dB = 1.10 W/kg = 0.41 dBW/kg

n41 ANT 2

Frequency: 2593 MHz; Duty Cycle: 1:1; Room Ambient Temperature: 24.0°C; Liquid Temperature: 23.0°C
 Medium parameters used (interpolated): $f = 2593 \text{ MHz}$; $\sigma = 1.931 \text{ S/m}$; $\epsilon_r = 40.035$; $\rho = 1000 \text{ kg/m}^3$

DASY5 Configuration:

- Area Scan Setting: Find Secondary Maximum Within: 2.0 dB and with a peak SAR value greater than 0.0012W/kg
- Electronics: DAE4 Sn1472; Calibrated: 1/28/2021
- Probe: EX3DV4 - SN7587; ConvF(7.33, 7.33, 7.33) @ 2593 MHz; Calibrated: 4/27/2021
- Sensor-Surface: 2.5mm (Mechanical Surface Detection)
- Phantom: Twin-SAM V5.0 (30deg probe tilt); Type: QD 000 P40 CD; Serial: 1629

LHS/Tilt_QPSK RB 135,69 ch 518598/Area Scan (11x17x1): Measurement grid: dx=12mm, dy=12mm

[Info: Interpolated medium parameters used for SAR evaluation.](#)

Maximum value of SAR (measured) = 1.14 W/kg

LHS/Tilt_QPSK RB 135,69 ch 518598/Zoom Scan (7x7x7)/Cube 0: Measurement grid: dx=5mm,

dy=5mm, dz=5mm

Reference Value = 25.77 V/m; Power Drift = 0.13 dB

Peak SAR (extrapolated) = 2.05 W/kg

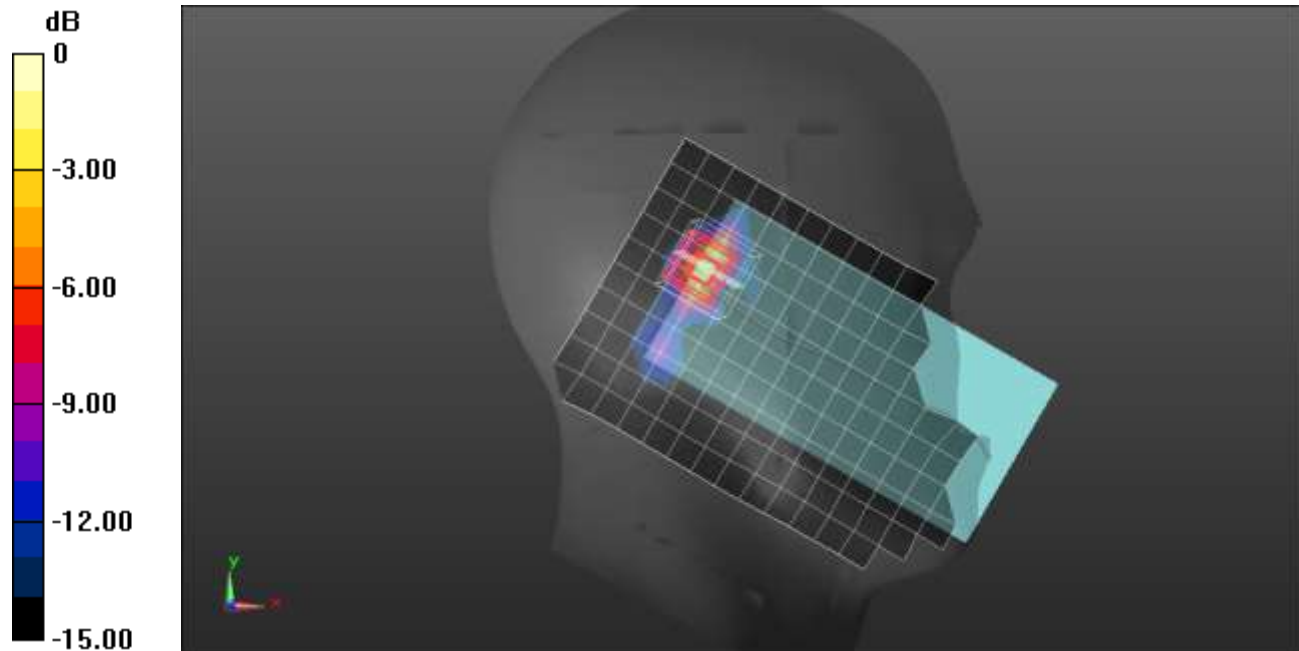
SAR(1 g) = 0.778 W/kg; SAR(10 g) = 0.269 W/kg

Smallest distance from peaks to all points 3 dB below = 6 mm

Ratio of SAR at M2 to SAR at M1 = 42.8%

[Info: Interpolated medium parameters used for SAR evaluation.](#)

Maximum value of SAR (measured) = 1.25 W/kg



0 dB = 1.25 W/kg = 0.97 dBW/kg

n41 ANT 2

Frequency: 2593 MHz; Duty Cycle: 1:1; Room Ambient Temperature: 24.0°C; Liquid Temperature: 23.0°C
 Medium parameters used (interpolated): $f = 2593 \text{ MHz}$; $\sigma = 1.931 \text{ S/m}$; $\epsilon_r = 40.035$; $\rho = 1000 \text{ kg/m}^3$

DASY5 Configuration:

- Area Scan Setting: Find Secondary Maximum Within: 2.0 dB and with a peak SAR value greater than 0.0012W/kg
- Electronics: DAE4 Sn1472; Calibrated: 1/28/2021
- Probe: EX3DV4 - SN7587; ConvF(7.33, 7.33, 7.33) @ 2593 MHz; Calibrated: 4/27/2021
- Sensor-Surface: 2.5mm (Mechanical Surface Detection)
- Phantom: Twin-SAM V5.0 (30deg probe tilt); Type: QD 000 P40 CD; Serial: 1629

Rear/QPSK RB 135,69 ch 518598/Area Scan (10x18x1): Measurement grid: dx=12mm, dy=12mm

[Info: Interpolated medium parameters used for SAR evaluation.](#)

Maximum value of SAR (measured) = 0.950 W/kg

Rear/QPSK RB 135,69 ch 518598/Zoom Scan (7x7x7)/Cube 0: Measurement grid: dx=5mm, dy=5mm, dz=5mm

Reference Value = 23.29 V/m; Power Drift = 0.11 dB

Peak SAR (extrapolated) = 1.90 W/kg

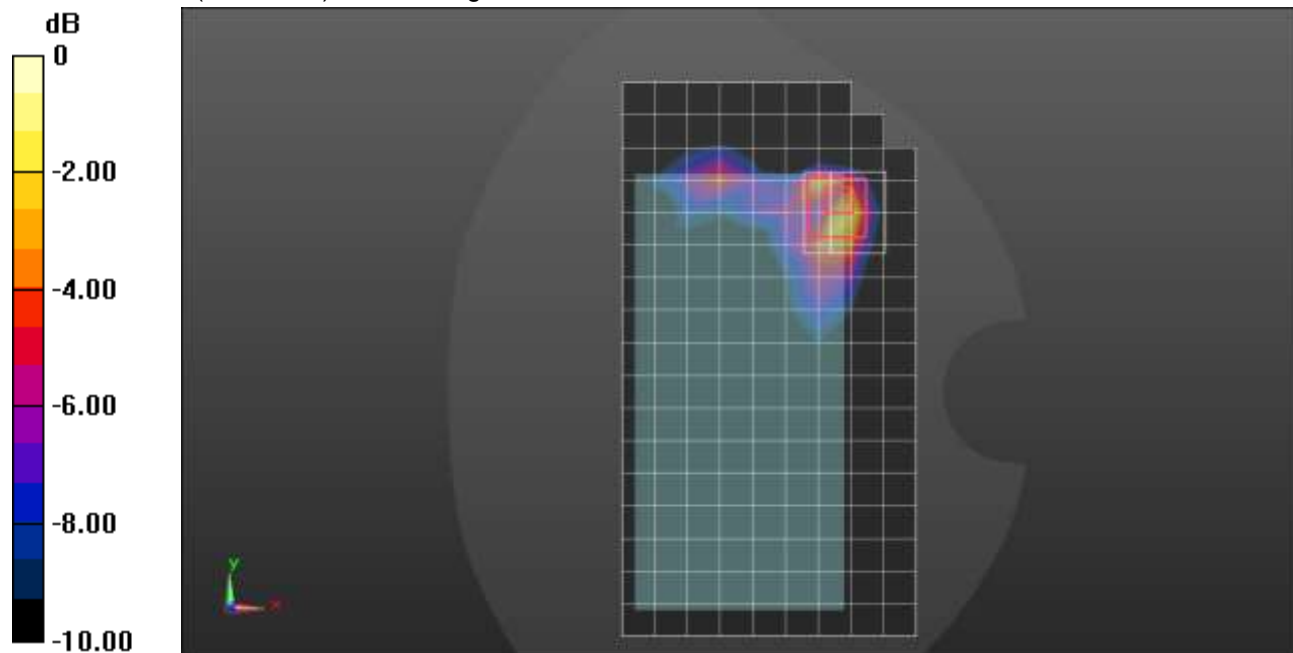
SAR(1 g) = 0.716 W/kg; SAR(10 g) = 0.275 W/kg

Smallest distance from peaks to all points 3 dB below = 5.7 mm

Ratio of SAR at M2 to SAR at M1 = 40.5%

[Info: Interpolated medium parameters used for SAR evaluation.](#)

Maximum value of SAR (measured) = 1.12 W/kg



0 dB = 1.12 W/kg = 0.49 dBW/kg

n41 ANT 3

Frequency: 2593 MHz; Duty Cycle: 1:1; Room Ambient Temperature: 24.0°C; Liquid Temperature: 23.0°C
 Medium parameters used (interpolated): $f = 2593 \text{ MHz}$; $\sigma = 1.898 \text{ S/m}$; $\epsilon_r = 37.967$; $\rho = 1000 \text{ kg/m}^3$

DASY5 Configuration:

- Area Scan Setting: Find Secondary Maximum Within: 2.0 dB and with a peak SAR value greater than 0.0012W/kg
- Electronics: DAE4 Sn1239; Calibrated: 7/29/2020
- Probe: EX3DV4 - SN7498; ConvF(7.66, 7.66, 7.66) @ 2593 MHz; Calibrated: 3/18/2021
- Sensor-Surface: 2.5mm (Mechanical Surface Detection)
- Phantom: Twin-SAM V8.0 (20deg probe tilt); Type: QD 000 P41 Ax; Serial: xxxx

LHS/Touch_QPSK RB 135,69 ch 518598/Area Scan (11x17x1): Measurement grid: dx=12mm, dy=12mm
 Maximum value of SAR (measured) = 0.343 W/kg

LHS/Touch_QPSK RB 135,69 ch 518598/Zoom Scan (7x8x7)/Cube 0: Measurement grid: dx=5mm, dy=5mm, dz=5mm

Reference Value = 14.40 V/m; Power Drift = -0.02 dB

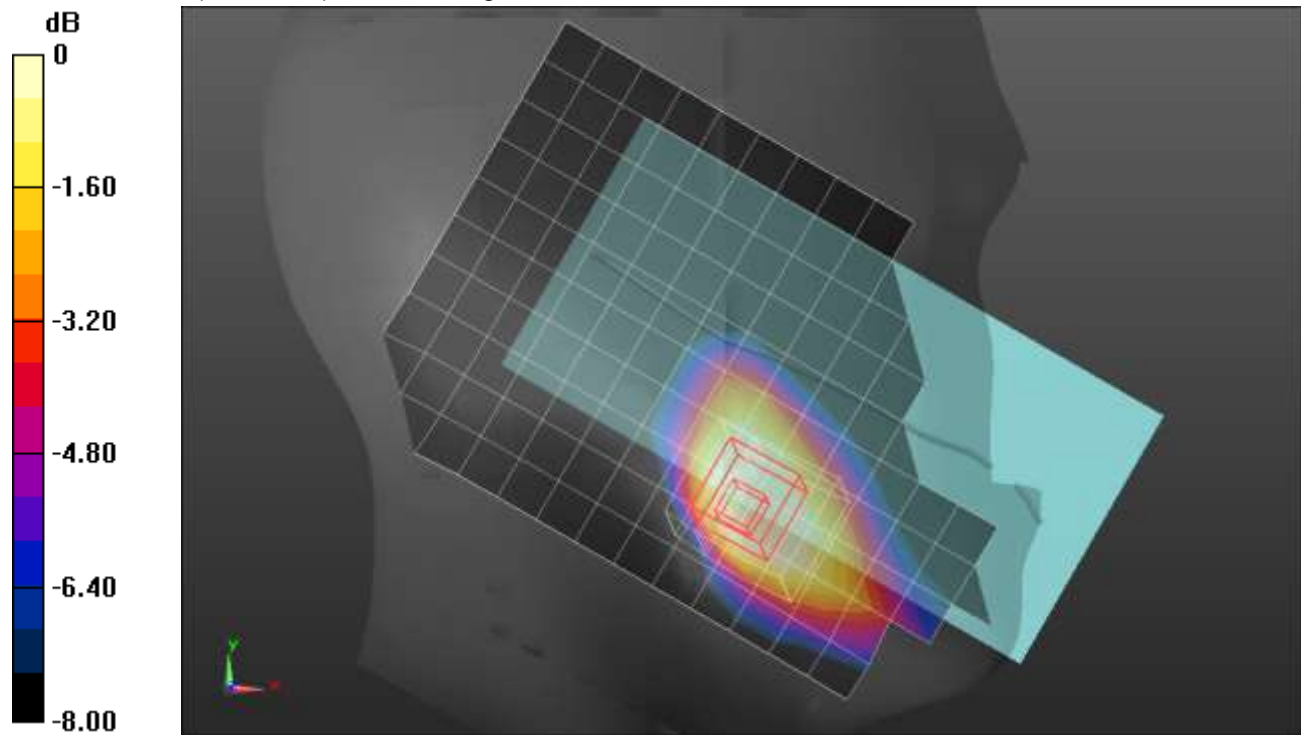
Peak SAR (extrapolated) = 0.347 W/kg

SAR(1 g) = 0.213 W/kg; SAR(10 g) = 0.119 W/kg

Smallest distance from peaks to all points 3 dB below = 10.5 mm

Ratio of SAR at M2 to SAR at M1 = 61.4%

Maximum value of SAR (measured) = 0.267 W/kg



0 dB = 0.267 W/kg = -5.73 dBW/kg

n41 ANT 3

Frequency: 2593 MHz; Duty Cycle: 1:1; Room Ambient Temperature: 24.0°C; Liquid Temperature: 23.0°C

Medium parameters used (interpolated): $f = 2593$ MHz; $\sigma = 1.931$ S/m; $\epsilon_r = 40.035$; $\rho = 1000$ kg/m³

DASY5 Configuration:

- Area Scan Setting: Find Secondary Maximum Within: 2.0 dB and with a peak SAR value greater than 0.0012W/kg
- Electronics: DAE4 Sn1472; Calibrated: 1/28/2021
- Probe: EX3DV4 - SN7587; ConvF(7.33, 7.33, 7.33) @ 2593 MHz; Calibrated: 4/27/2021
- Sensor-Surface: 2.5mm (Mechanical Surface Detection (Locations From Previous Scan Used)), Sensor-Surface: 2.5mm (Mechanical Surface Detection)
- Phantom: Twin-SAM V5.0 (30deg probe tilt); Type: QD 000 P40 CD; Serial: 1629

Rear/QPSK RB 270,0 ch 518598 /Area Scan (10x18x1): Measurement grid: dx=12mm, dy=12mm

[Info: Interpolated medium parameters used for SAR evaluation.](#)

Maximum value of SAR (measured) = 0.930 W/kg

Rear/QPSK RB 270,0 ch 518598 /Zoom Scan (7x7x7)/Cube 0: Measurement grid: dx=5mm, dy=5mm, dz=5mm

Reference Value = 23.04 V/m; Power Drift = 0.03 dB

Peak SAR (extrapolated) = 1.50 W/kg

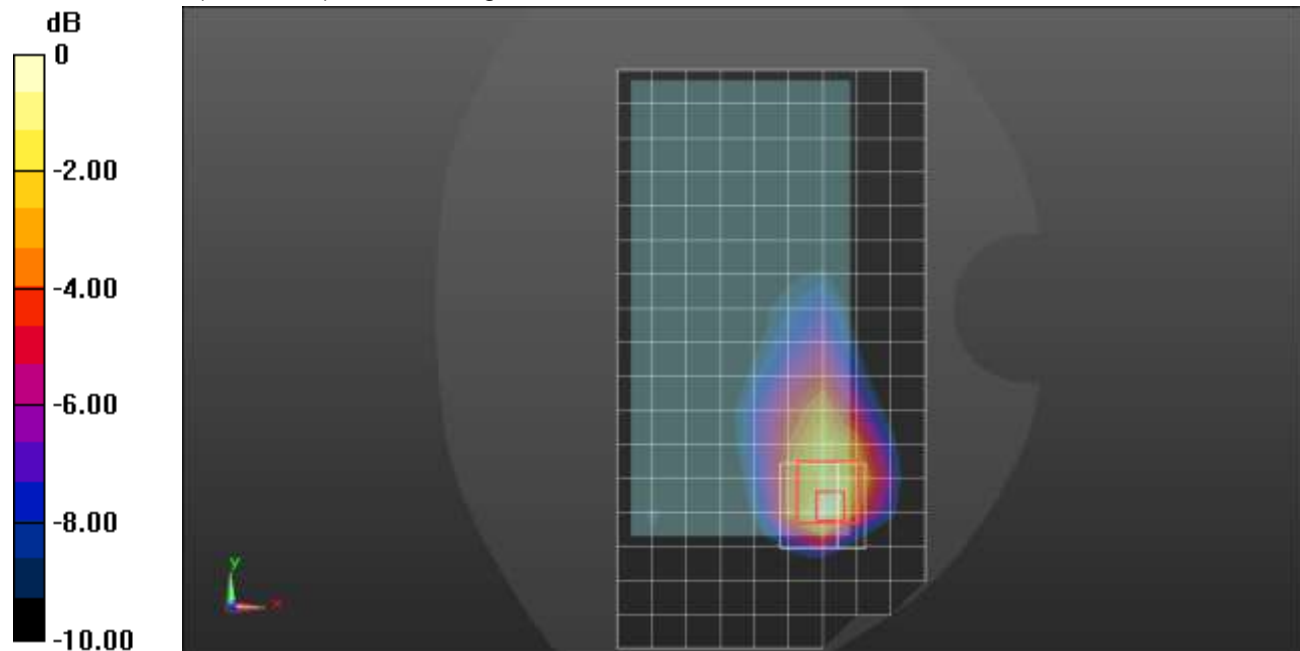
SAR(1 g) = 0.632 W/kg; SAR(10 g) = 0.297 W/kg

Smallest distance from peaks to all points 3 dB below = 7.8 mm

Ratio of SAR at M2 to SAR at M1 = 43.9%

[Info: Interpolated medium parameters used for SAR evaluation.](#)

Maximum value of SAR (measured) = 0.919 W/kg



0 dB = 0.919 W/kg = -0.37 dBW/kg

n41 ANT 3

Frequency: 2593 MHz; Duty Cycle: 1:1; Room Ambient Temperature: 24.0°C; Liquid Temperature: 23.0°C
 Medium parameters used (interpolated): $f = 2593 \text{ MHz}$; $\sigma = 1.931 \text{ S/m}$; $\epsilon_r = 40.035$; $\rho = 1000 \text{ kg/m}^3$

DASY5 Configuration:

- Area Scan Setting: Find Secondary Maximum Within: 2.0 dB and with a peak SAR value greater than 0.0012W/kg
- Electronics: DAE4 Sn1472; Calibrated: 1/28/2021
- Probe: EX3DV4 - SN7587; ConvF(7.33, 7.33, 7.33) @ 2593 MHz; Calibrated: 4/27/2021
- Sensor-Surface: 2.5mm (Mechanical Surface Detection)
- Phantom: Twin-SAM V5.0 (30deg probe tilt); Type: QD 000 P40 CD; Serial: 1629

Edge 4/QPSK RB 135,69 ch 518598/Area Scan (7x18x1): Measurement grid: dx=12mm, dy=12mm

[Info: Interpolated medium parameters used for SAR evaluation.](#)

Maximum value of SAR (measured) = 0.787 W/kg

Edge 4/QPSK RB 135,69 ch 518598/Zoom Scan (7x7x7)/Cube 0: Measurement grid: dx=5mm, dy=5mm, dz=5mm

Reference Value = 22.04 V/m; Power Drift = -0.04 dB

Peak SAR (extrapolated) = 1.39 W/kg

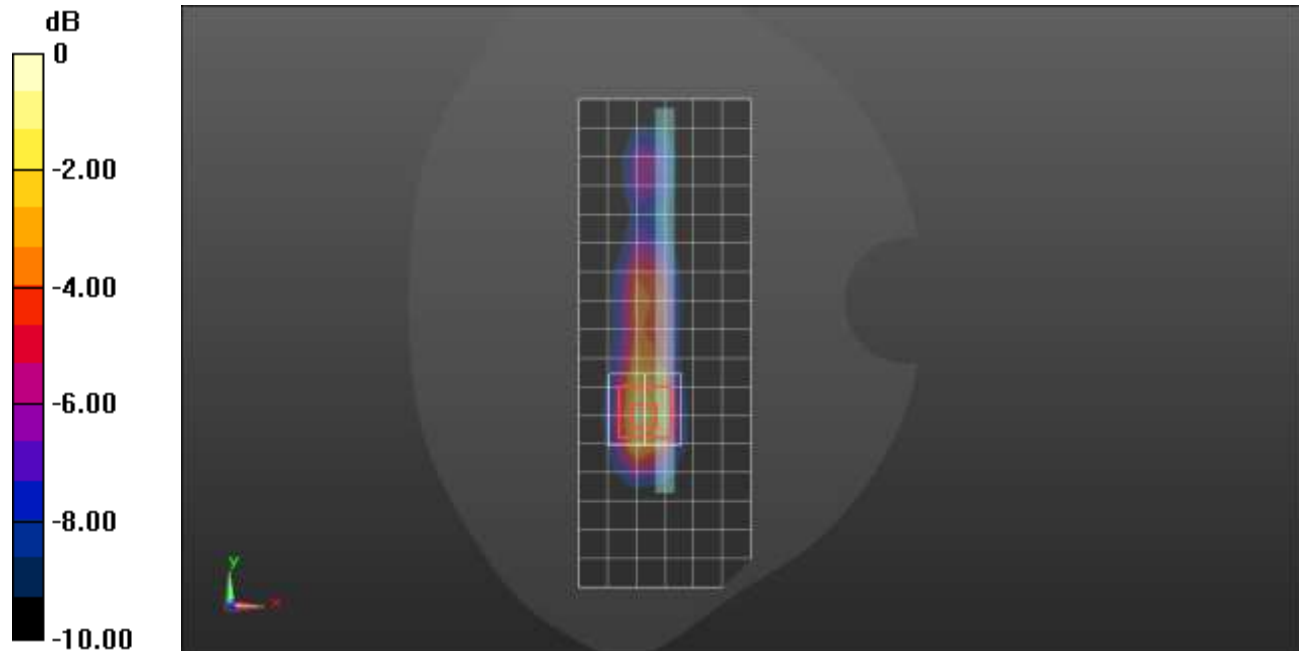
SAR(1 g) = 0.639 W/kg; SAR(10 g) = 0.287 W/kg

Smallest distance from peaks to all points 3 dB below = 8 mm

Ratio of SAR at M2 to SAR at M1 = 46.3%

[Info: Interpolated medium parameters used for SAR evaluation.](#)

Maximum value of SAR (measured) = 0.926 W/kg



0 dB = 0.926 W/kg = -0.33 dBW/kg

n41 ANT 4

Frequency: 2593 MHz; Duty Cycle: 1:1; Room Ambient Temperature: 24.0°C; Liquid Temperature: 23.0°C
Medium parameters used (interpolated): $f = 2593$ MHz; $\sigma = 1.931$ S/m; $\epsilon_r = 40.035$; $\rho = 1000$ kg/m³

DASY5 Configuration:

- Area Scan Setting: Find Secondary Maximum Within: 2.0 dB and with a peak SAR value greater than 0.0012W/kg
- Electronics: DAE4 Sn1472; Calibrated: 1/28/2021
- Probe: EX3DV4 - SN7587; ConvF(7.33, 7.33, 7.33) @ 2593 MHz; Calibrated: 4/27/2021
- Sensor-Surface: 2.5mm (Mechanical Surface Detection)
- Phantom: Twin-SAM V5.0 (30deg probe tilt); Type: QD 000 P40 CD; Serial: 1629

LHS/Touch_QPSK RB 135,69 ch 518598/Area Scan (11x17x1): Measurement grid: dx=12mm, dy=12mm

[Info: Interpolated medium parameters used for SAR evaluation.](#)

Maximum value of SAR (measured) = 1.20 W/kg

LHS/Touch_QPSK RB 135,69 ch 518598/Zoom Scan (7x7x7)/Cube 0: Measurement grid: dx=5mm, dy=5mm, dz=5mm

Reference Value = 24.78 V/m; Power Drift = 0.01 dB

Peak SAR (extrapolated) = 2.37 W/kg

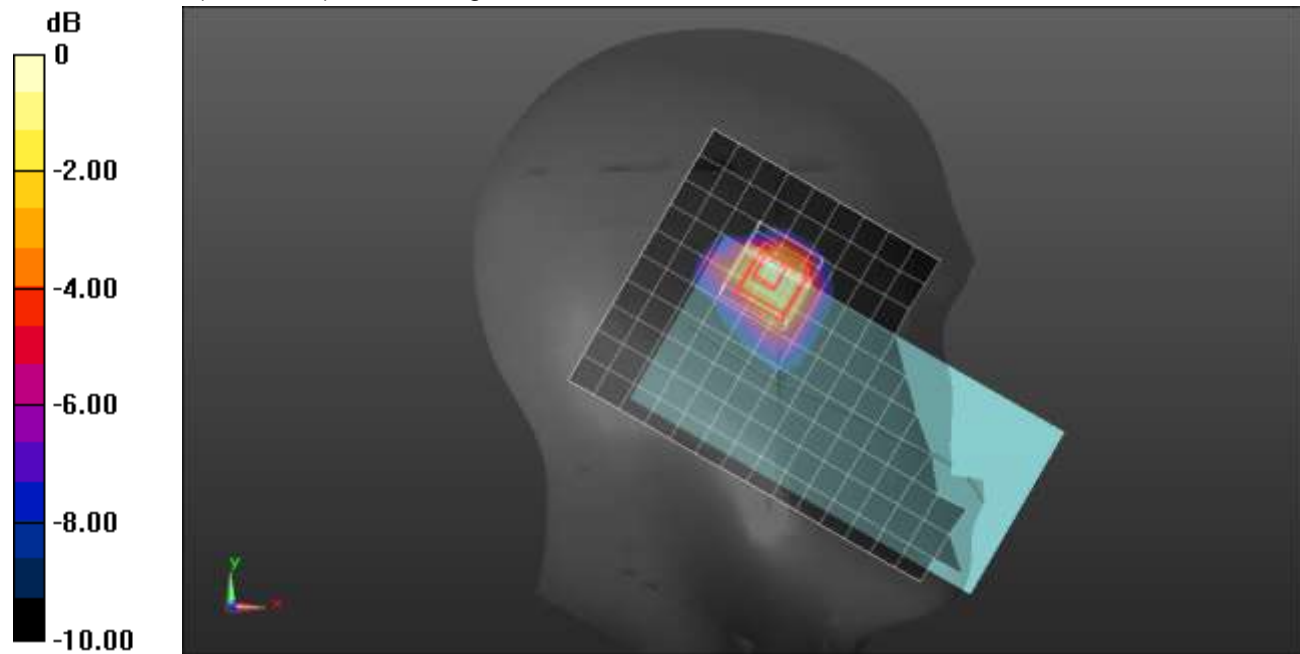
SAR(1 g) = 0.843 W/kg; SAR(10 g) = 0.438 W/kg

Smallest distance from peaks to all points 3 dB below = 8.1 mm

Ratio of SAR at M2 to SAR at M1 = 33.7%

[Info: Interpolated medium parameters used for SAR evaluation.](#)

Maximum value of SAR (measured) = 1.30 W/kg



0 dB = 1.30 W/kg = 1.14 dBW/kg

n41 ANT 4

Frequency: 2593 MHz; Duty Cycle: 1:1; Room Ambient Temperature: 24.0°C; Liquid Temperature: 23.0°C
 Medium parameters used (interpolated): $f = 2593 \text{ MHz}$; $\sigma = 1.931 \text{ S/m}$; $\epsilon_r = 40.035$; $\rho = 1000 \text{ kg/m}^3$

DASY5 Configuration:

- Area Scan Setting: Find Secondary Maximum Within: 2.0 dB and with a peak SAR value greater than 0.0012W/kg
- Electronics: DAE4 Sn1472; Calibrated: 1/28/2021
- Probe: EX3DV4 - SN7587; ConvF(7.33, 7.33, 7.33) @ 2593 MHz; Calibrated: 4/27/2021
- Sensor-Surface: 2.5mm (Mechanical Surface Detection)
- Phantom: Twin-SAM V5.0 (30deg probe tilt); Type: QD 000 P40 CD; Serial: 1629

Front/QPSK RB 1,137 ch 518598/Area Scan (10x17x1): Measurement grid: dx=12mm, dy=12mm

[Info: Interpolated medium parameters used for SAR evaluation.](#)

Maximum value of SAR (measured) = 0.541 W/kg

Front/QPSK RB 1,137 ch 518598/Zoom Scan (7x7x7)/Cube 0: Measurement grid: dx=5mm, dy=5mm, dz=5mm

Reference Value = 16.31 V/m; Power Drift = 0.02 dB

Peak SAR (extrapolated) = 0.964 W/kg

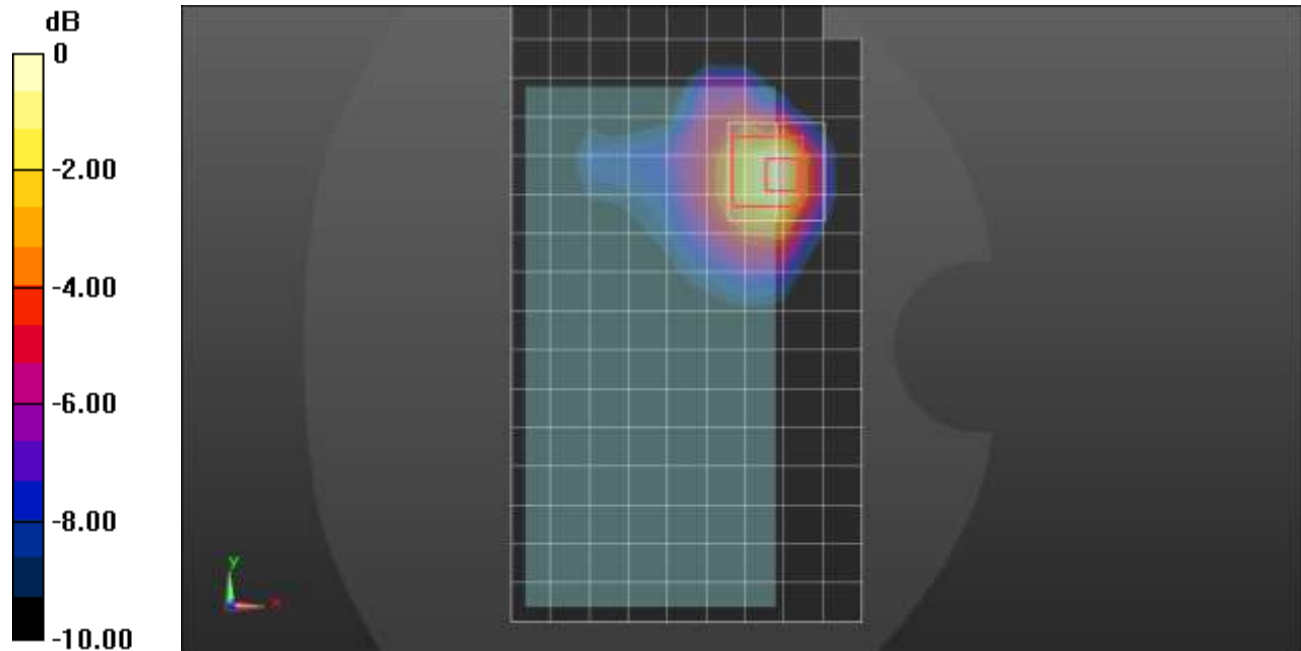
SAR(1 g) = 0.378 W/kg; SAR(10 g) = 0.179 W/kg

Smallest distance from peaks to all points 3 dB below = 8 mm

Ratio of SAR at M2 to SAR at M1 = 37.5%

[Info: Interpolated medium parameters used for SAR evaluation.](#)

Maximum value of SAR (measured) = 0.549 W/kg



0 dB = 0.549 W/kg = -2.60 dBW/kg

n41 ANT 4

Frequency: 2593 MHz; Duty Cycle: 1:1; Room Ambient Temperature: 24.0°C; Liquid Temperature: 23.0°C
 Medium parameters used (interpolated): $f = 2593 \text{ MHz}$; $\sigma = 1.931 \text{ S/m}$; $\epsilon_r = 40.035$; $\rho = 1000 \text{ kg/m}^3$

DASY5 Configuration:

- Area Scan Setting: Find Secondary Maximum Within: 2.0 dB and with a peak SAR value greater than 0.0012W/kg
- Electronics: DAE4 Sn1472; Calibrated: 1/28/2021
- Probe: EX3DV4 - SN7587; ConvF(7.33, 7.33, 7.33) @ 2593 MHz; Calibrated: 4/27/2021
- Sensor-Surface: 2.5mm (Mechanical Surface Detection)
- Phantom: Twin-SAM V5.0 (30deg probe tilt); Type: QD 000 P40 CD; Serial: 1629

Edge 2/QPSK RB 135,69 ch 518598/Area Scan (7x18x1): Measurement grid: dx=12mm, dy=12mm

[Info: Interpolated medium parameters used for SAR evaluation.](#)

Maximum value of SAR (measured) = 0.818 W/kg

Edge 2/QPSK RB 135,69 ch 518598/Zoom Scan (7x7x7)/Cube 0: Measurement grid: dx=5mm, dy=5mm, dz=5mm

Reference Value = 24.70 V/m; Power Drift = -0.09 dB

Peak SAR (extrapolated) = 1.89 W/kg

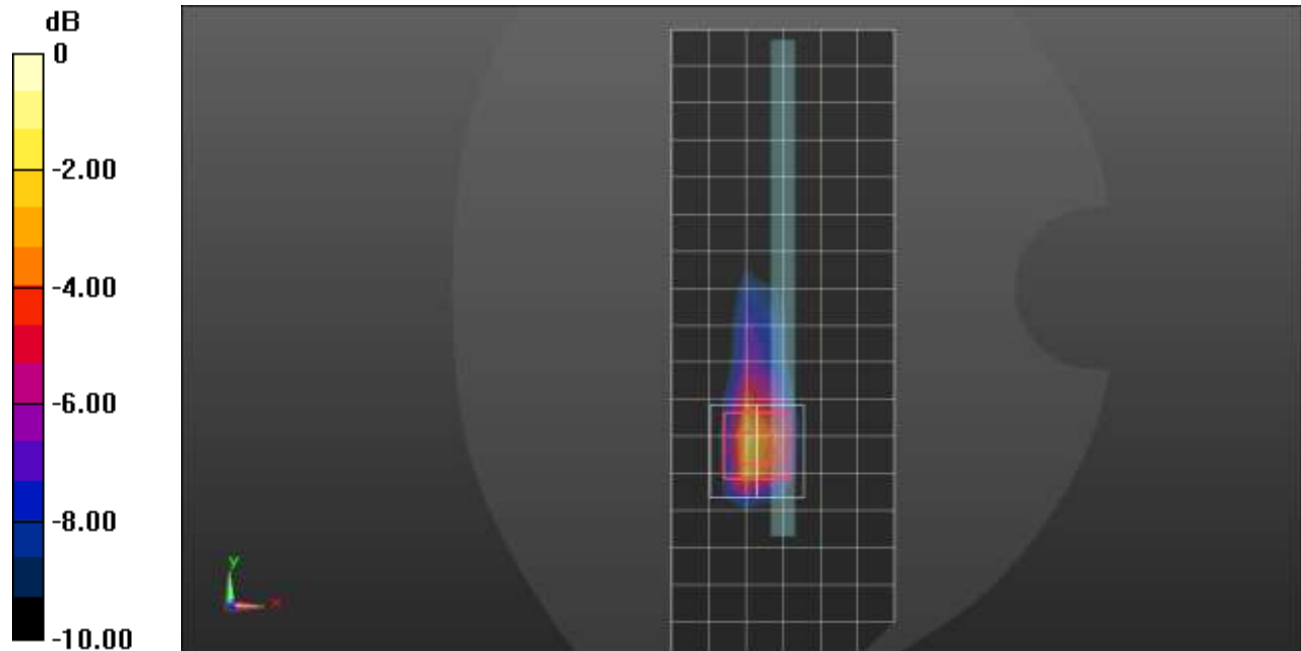
SAR(1 g) = 0.719 W/kg; SAR(10 g) = 0.271 W/kg

Smallest distance from peaks to all points 3 dB below = 6.1 mm

Ratio of SAR at M2 to SAR at M1 = 40.6%

[Info: Interpolated medium parameters used for SAR evaluation.](#)

Maximum value of SAR (measured) = 1.15 W/kg



0 dB = 1.15 W/kg = 0.61 dBW/kg

n66 ANT 1

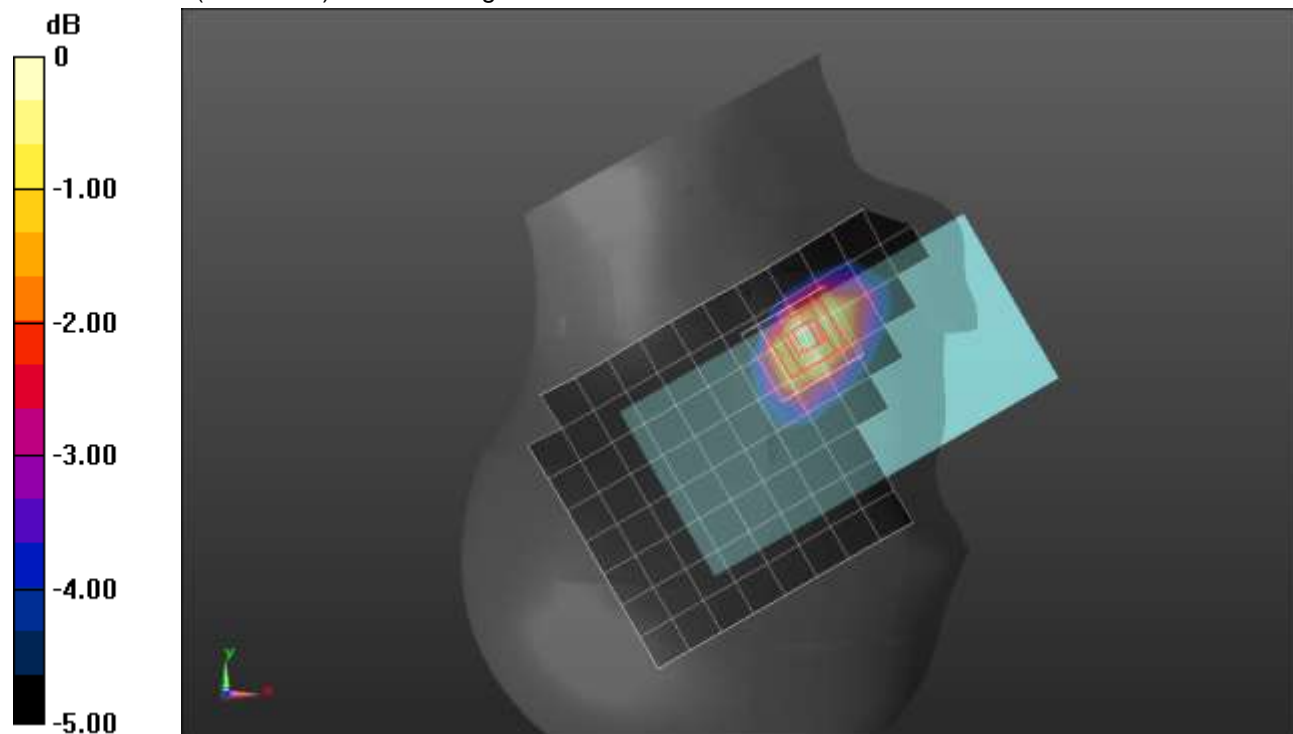
Frequency: 1745 MHz; Duty Cycle: 1:1; Room Ambient Temperature: 24.0°C; Liquid Temperature: 23.0°C
 Medium parameters used: $f = 1745 \text{ MHz}$; $\sigma = 1.31 \text{ S/m}$; $\epsilon_r = 38.821$; $\rho = 1000 \text{ kg/m}^3$

DASY5 Configuration:

- Area Scan Setting: Find Secondary Maximum Within: 2.0 dB and with a peak SAR value greater than 0.0012W/kg
- Electronics: DAE4 Sn1359; Calibrated: 1/28/2021
- Probe: EX3DV4 - SN3772; ConvF(7.57, 7.57, 7.57) @ 1745 MHz; Calibrated: 2/25/2021
- Sensor-Surface: 1.4mm (Mechanical Surface Detection)
- Phantom: Twin-SAM V8.0 (20deg probe tilt); Type: QD 000 P41 AA; Serial: 1948

RHS/Touch_QPSK RB 1,53 Ch 349000/Area Scan (9x16x1): Measurement grid: dx=15mm, dy=15mm
 Maximum value of SAR (measured) = 0.199 W/kg

RHS/Touch_QPSK RB 1,53 Ch 349000/Zoom Scan (5x5x7)/Cube 0: Measurement grid: dx=8mm, dy=8mm, dz=5mm
 Reference Value = 11.95 V/m; Power Drift = 0.05 dB
 Peak SAR (extrapolated) = 0.231 W/kg
SAR(1 g) = 0.156 W/kg; SAR(10 g) = 0.102 W/kg
 Smallest distance from peaks to all points 3 dB below = 15.7 mm
 Ratio of SAR at M2 to SAR at M1 = 69.8%
 Maximum value of SAR (measured) = 0.199 W/kg



0 dB = 0.199 W/kg = -7.01 dBW/kg

n66 ANT 1

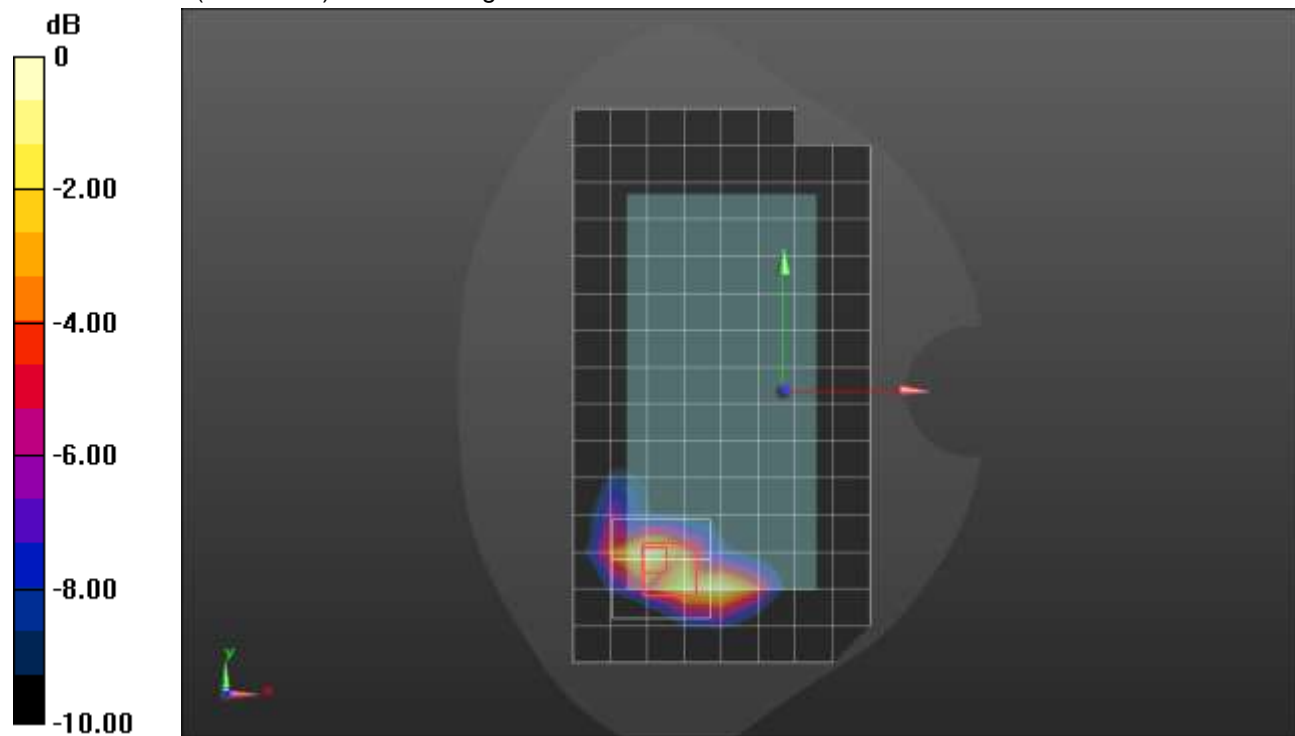
Frequency: 1745 MHz; Duty Cycle: 1:1; Room Ambient Temperature: 24.0°C; Liquid Temperature: 23.0°C
Medium parameters used: $f = 1745 \text{ MHz}$; $\sigma = 1.31 \text{ S/m}$; $\epsilon_r = 38.821$; $\rho = 1000 \text{ kg/m}^3$

DASY5 Configuration:

- Area Scan Setting: Find Secondary Maximum Within: 2.0 dB and with a peak SAR value greater than 0.0012W/kg
- Electronics: DAE4 Sn1359; Calibrated: 1/28/2021
- Probe: EX3DV4 - SN3772; ConvF(7.57, 7.57, 7.57) @ 1745 MHz; Calibrated: 2/25/2021
- Sensor-Surface: 1.4mm (Mechanical Surface Detection)
- Phantom: Twin-SAM V8.0 (20deg probe tilt); Type: QD 000 P41 AA; Serial: 1948

Rear/QPSK RB 50,28 Ch 349000/Area Scan (9x16x1): Measurement grid: dx=15mm, dy=15mm
Maximum value of SAR (measured) = 0.886 W/kg

Rear/QPSK RB 50,28 Ch 349000/Zoom Scan (6x6x7)/Cube 0: Measurement grid: dx=8mm, dy=8mm, dz=5mm
Reference Value = 24.12 V/m; Power Drift = -0.01 dB
Peak SAR (extrapolated) = 1.13 W/kg
SAR(1 g) = 0.575 W/kg; SAR(10 g) = 0.302 W/kg
Smallest distance from peaks to all points 3 dB below = 9.3 mm
Ratio of SAR at M2 to SAR at M1 = 52.7%
Maximum value of SAR (measured) = 0.926 W/kg



0 dB = 0.926 W/kg = -0.33 dBW/kg

n66 ANT 1

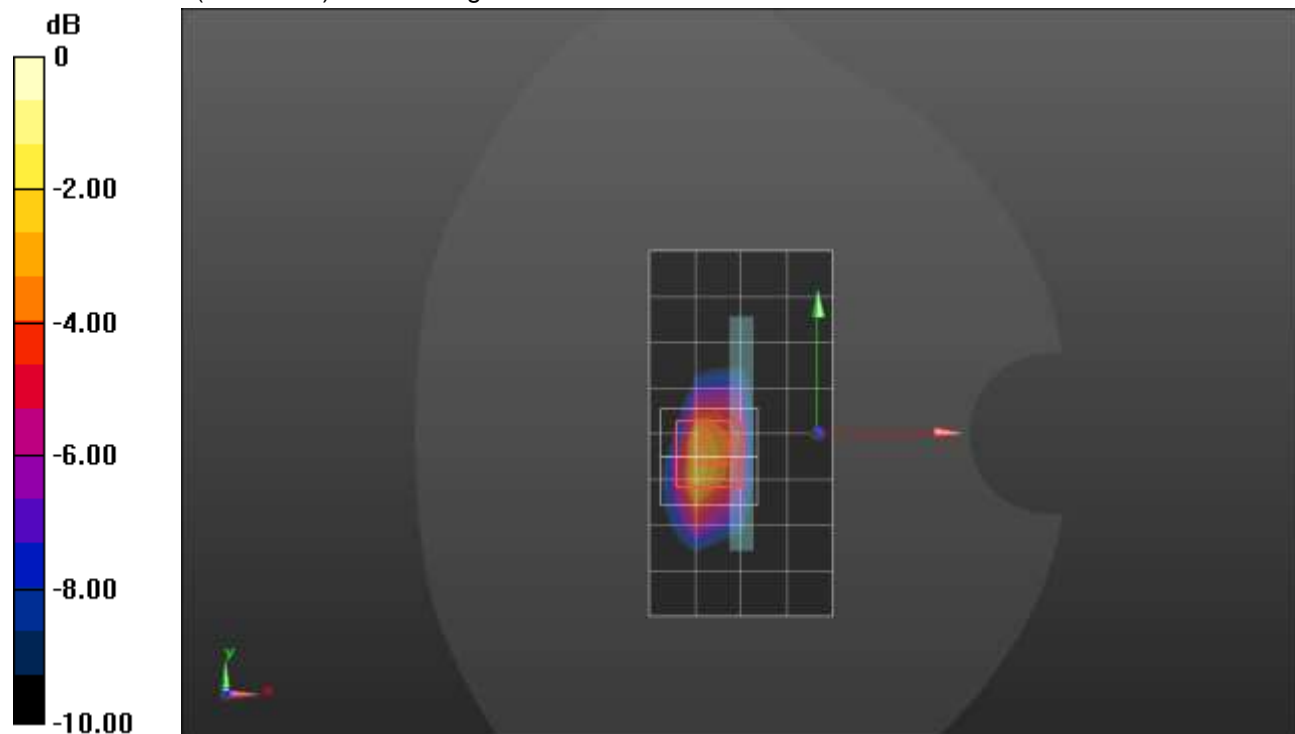
Frequency: 1720 MHz; Duty Cycle: 1:1; Room Ambient Temperature: 24.0°C; Liquid Temperature: 23.0°C
 Medium parameters used: $f = 1720 \text{ MHz}$; $\sigma = 1.292 \text{ S/m}$; $\epsilon_r = 38.916$; $\rho = 1000 \text{ kg/m}^3$

DASY5 Configuration:

- Area Scan Setting: Find Secondary Maximum Within: 2.0 dB and with a peak SAR value greater than 0.0012W/kg
- Electronics: DAE4 Sn1359; Calibrated: 1/28/2021
- Probe: EX3DV4 - SN3772; ConvF(7.57, 7.57, 7.57) @ 1720 MHz; Calibrated: 2/25/2021
- Sensor-Surface: 1.4mm (Mechanical Surface Detection)
- Phantom: Twin-SAM V8.0 (20deg probe tilt); Type: QD 000 P41 AA; Serial: 1948

Edge 3/QPSK RB 50,28 Ch 344000/Area Scan (5x9x1): Measurement grid: dx=15mm, dy=15mm
 Maximum value of SAR (measured) = 0.895 W/kg

Edge 3/QPSK RB 50,28 Ch 344000/Zoom Scan (5x5x7)/Cube 0: Measurement grid: dx=8mm, dy=8mm, dz=5mm
 Reference Value = 24.78 V/m; Power Drift = -0.17 dB
 Peak SAR (extrapolated) = 1.85 W/kg
SAR(1 g) = 0.871 W/kg; SAR(10 g) = 0.402 W/kg
 Smallest distance from peaks to all points 3 dB below = 7.2 mm
 Ratio of SAR at M2 to SAR at M1 = 50.1%
 Maximum value of SAR (measured) = 1.40 W/kg



0 dB = 1.40 W/kg = 1.46 dBW/kg

n66 ANT 2

Frequency: 1770 MHz; Duty Cycle: 1:1; Room Ambient Temperature: 24.0°C; Liquid Temperature: 23.0°C
 Medium parameters used: $f = 1770 \text{ MHz}$; $\sigma = 1.316 \text{ S/m}$; $\epsilon_r = 39.74$; $\rho = 1000 \text{ kg/m}^3$

DASY5 Configuration:

- Area Scan Setting: Find Secondary Maximum Within: 2.0 dB and with a peak SAR value greater than 0.0012W/kg
- Electronics: DAE4 Sn1357; Calibrated: 1/28/2021
- Probe: EX3DV4 - SN3773; ConvF(8.05, 8.05, 8.05) @ 1770 MHz; Calibrated: 2/25/2021
- Sensor-Surface: 1.4mm (Mechanical Surface Detection (Locations From Previous Scan Used)), Sensor-Surface: 1.4mm (Mechanical Surface Detection)
- Phantom: Twin-SAM V5.0 (30deg probe tilt); Type: QD 000 P40 CD; Serial: 1629

RHS/Touch_QPSK RB 50,28 Ch 354000/Area Scan (9x13x1): Measurement grid: dx=15mm, dy=15mm

Maximum value of SAR (measured) = 1.09 W/kg

RHS/Touch_QPSK RB 50,28 Ch 354000/Zoom Scan (5x5x7)/Cube 0: Measurement grid: dx=8mm, dy=8mm, dz=5mm

Reference Value = 20.13 V/m; Power Drift = 0.03 dB

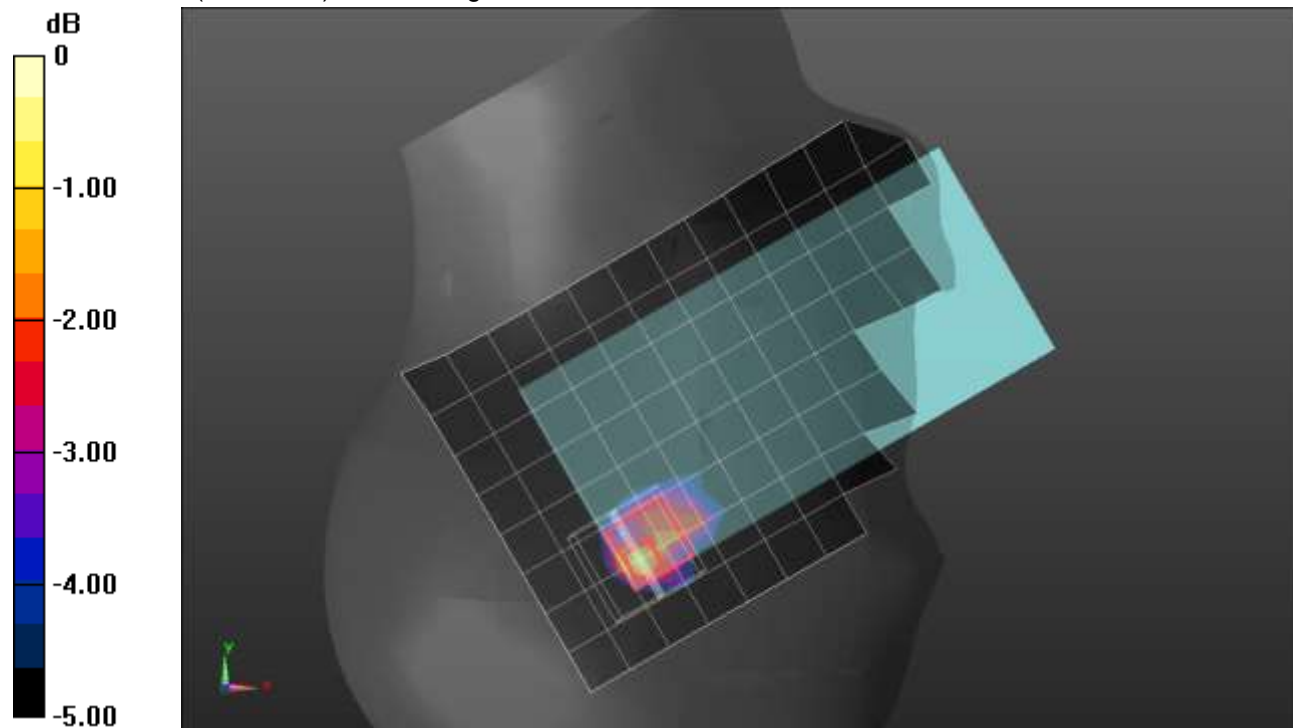
Peak SAR (extrapolated) = 1.68 W/kg

SAR(1 g) = 0.736 W/kg; SAR(10 g) = 0.406 W/kg

Smallest distance from peaks to all points 3 dB below = 8 mm

Ratio of SAR at M2 to SAR at M1 = 40.2%

Maximum value of SAR (measured) = 1.26 W/kg



0 dB = 1.26 W/kg = 1.00 dBW/kg

n66 ANT 2

Frequency: 1770 MHz; Duty Cycle: 1:1; Room Ambient Temperature: 24.0°C; Liquid Temperature: 23.0°C
 Medium parameters used: $f = 1770$ MHz; $\sigma = 1.417$ S/m; $\epsilon_r = 41.18$; $\rho = 1000$ kg/m³

DASY5 Configuration:

- Area Scan Setting: Find Secondary Maximum Within: 2.0 dB and with a peak SAR value greater than 0.0012W/kg
- Electronics: DAE4 Sn1357; Calibrated: 1/28/2021
- Probe: EX3DV4 - SN3773; ConvF(8.05, 8.05, 8.05) @ 1770 MHz; Calibrated: 2/25/2021
- Sensor-Surface: 1.4mm (Mechanical Surface Detection)
- Phantom: Twin-SAM V5.0 (30deg probe tilt); Type: QD 000 P40 CD; Serial: 1629

Rear/QPSK RB 1,53 Ch 354000/Area Scan (9x14x1): Measurement grid: dx=15mm, dy=15mm
 Maximum value of SAR (measured) = 1.07 W/kg

Rear/QPSK RB 1,53 Ch 354000/Zoom Scan (5x5x7)/Cube 0: Measurement grid: dx=8mm, dy=8mm, dz=5mm

Reference Value = 25.12 V/m; Power Drift = -0.02 dB

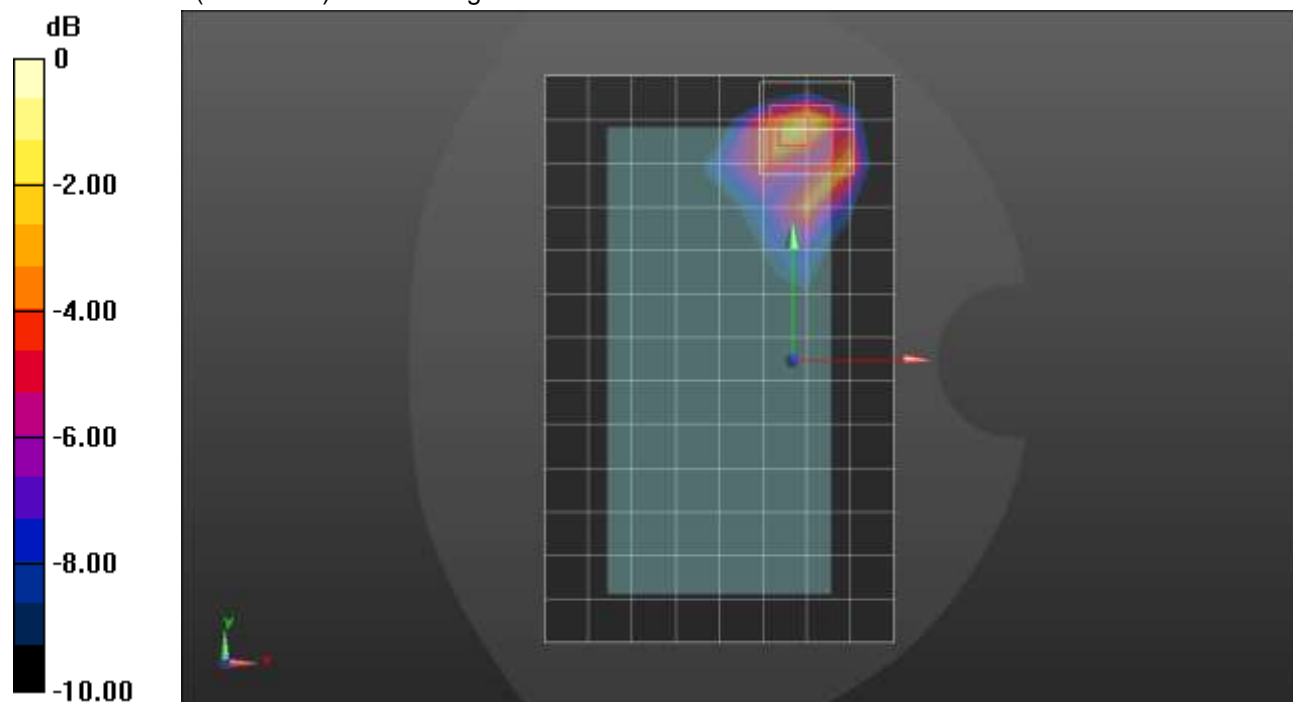
Peak SAR (extrapolated) = 1.69 W/kg

SAR(1 g) = 0.724 W/kg; SAR(10 g) = 0.344 W/kg

Smallest distance from peaks to all points 3 dB below = 6.4 mm

Ratio of SAR at M2 to SAR at M1 = 43.8%

Maximum value of SAR (measured) = 1.32 W/kg



0 dB = 1.32 W/kg = 1.21 dBW/kg

n66 ANT 3

Frequency: 1745 MHz; Duty Cycle: 1:1; Room Ambient Temperature: 24.0°C; Liquid Temperature: 23.0°C
 Medium parameters used: $f = 1745 \text{ MHz}$; $\sigma = 1.404 \text{ S/m}$; $\epsilon_r = 38.192$; $\rho = 1000 \text{ kg/m}^3$

DASY5 Configuration:

- Area Scan Setting: Find Secondary Maximum Within: 2.0 dB and with a peak SAR value greater than 0.0012W/kg
- Electronics: DAE4 Sn1357; Calibrated: 1/28/2021
- Probe: EX3DV4 - SN3773; ConvF(8.05, 8.05, 8.05) @ 1745 MHz; Calibrated: 2/25/2021
- Sensor-Surface: 1.4mm (Mechanical Surface Detection)
- Phantom: Twin-SAM V5.0 (30deg probe tilt); Type: QD 000 P40 CD; Serial: 1629

LHS/Touch_QPSK RB 50,28 Ch 349000/Area Scan (9x15x1): Measurement grid: dx=15mm, dy=15mm
 Maximum value of SAR (measured) = 0.301 W/kg

LHS/Touch_QPSK RB 50,28 Ch 349000/Zoom Scan (5x5x7)/Cube 0: Measurement grid: dx=8mm, dy=8mm, dz=5mm

Reference Value = 13.55 V/m; Power Drift = 0.08 dB

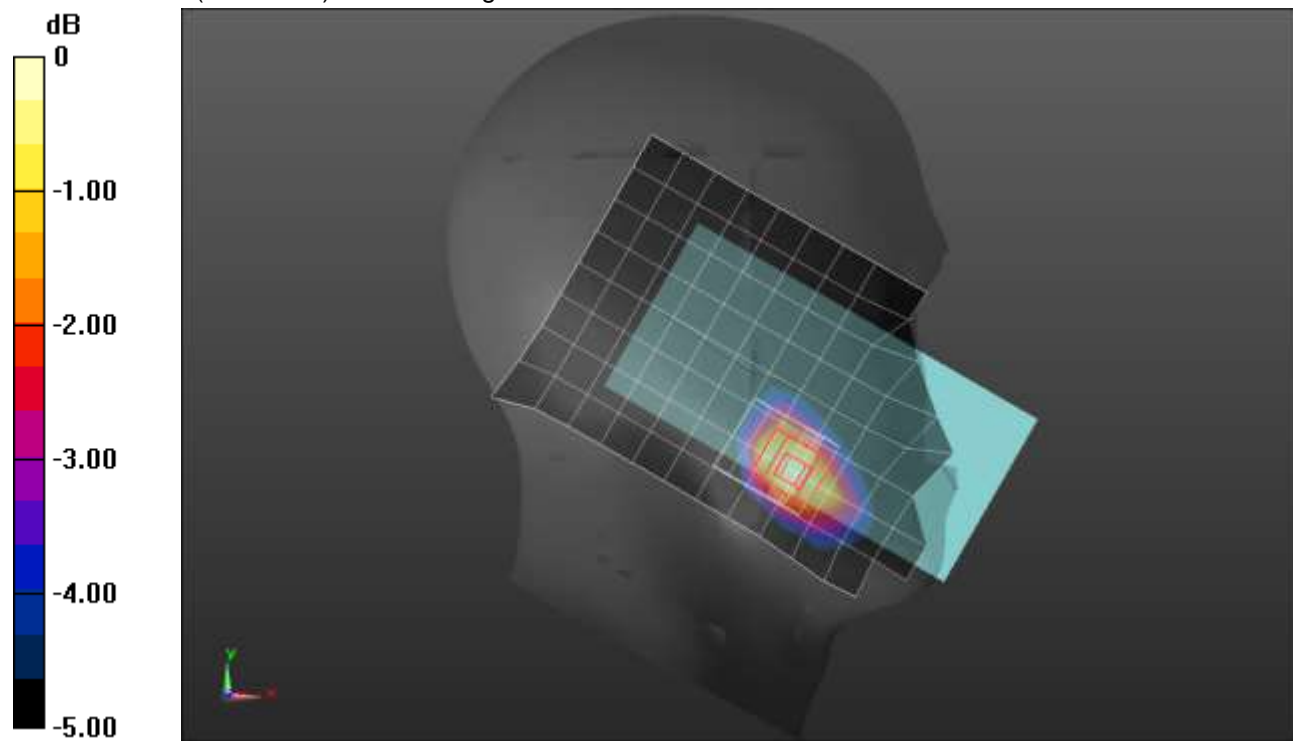
Peak SAR (extrapolated) = 0.339 W/kg

SAR(1 g) = 0.216 W/kg; SAR(10 g) = 0.137 W/kg

Smallest distance from peaks to all points 3 dB below = 13.1 mm

Ratio of SAR at M2 to SAR at M1 = 66%

Maximum value of SAR (measured) = 0.282 W/kg



0 dB = 0.282 W/kg = -5.50 dBW/kg

n66 ANT 3

Frequency: 1745 MHz; Duty Cycle: 1:1; Room Ambient Temperature: 24.0°C; Liquid Temperature: 23.0°C
 Medium parameters used: $f = 1745 \text{ MHz}$; $\sigma = 1.31 \text{ S/m}$; $\epsilon_r = 38.821$; $\rho = 1000 \text{ kg/m}^3$

DASY5 Configuration:

- Area Scan Setting: Find Secondary Maximum Within: 2.0 dB and with a peak SAR value greater than 0.0012W/kg
- Electronics: DAE4 Sn1359; Calibrated: 1/28/2021
- Probe: EX3DV4 - SN3772; ConvF(7.57, 7.57, 7.57) @ 1745 MHz; Calibrated: 2/25/2021
- Sensor-Surface: 1.4mm (Mechanical Surface Detection (Locations From Previous Scan Used)), Sensor-Surface: 1.4mm (Mechanical Surface Detection)
- Phantom: Twin-SAM V8.0 (20deg probe tilt); Type: QD 000 P41 AA; Serial: 1948

Rear/QPSK RB 50,28 Ch 349000/Area Scan (9x15x1): Measurement grid: dx=15mm, dy=15mm
 Maximum value of SAR (measured) = 1.17 W/kg

Rear/QPSK RB 50,28 Ch 349000/Zoom Scan (5x6x7)/Cube 0: Measurement grid: dx=8mm, dy=8mm, dz=5mm

Reference Value = 27.44 V/m; Power Drift = -0.03 dB

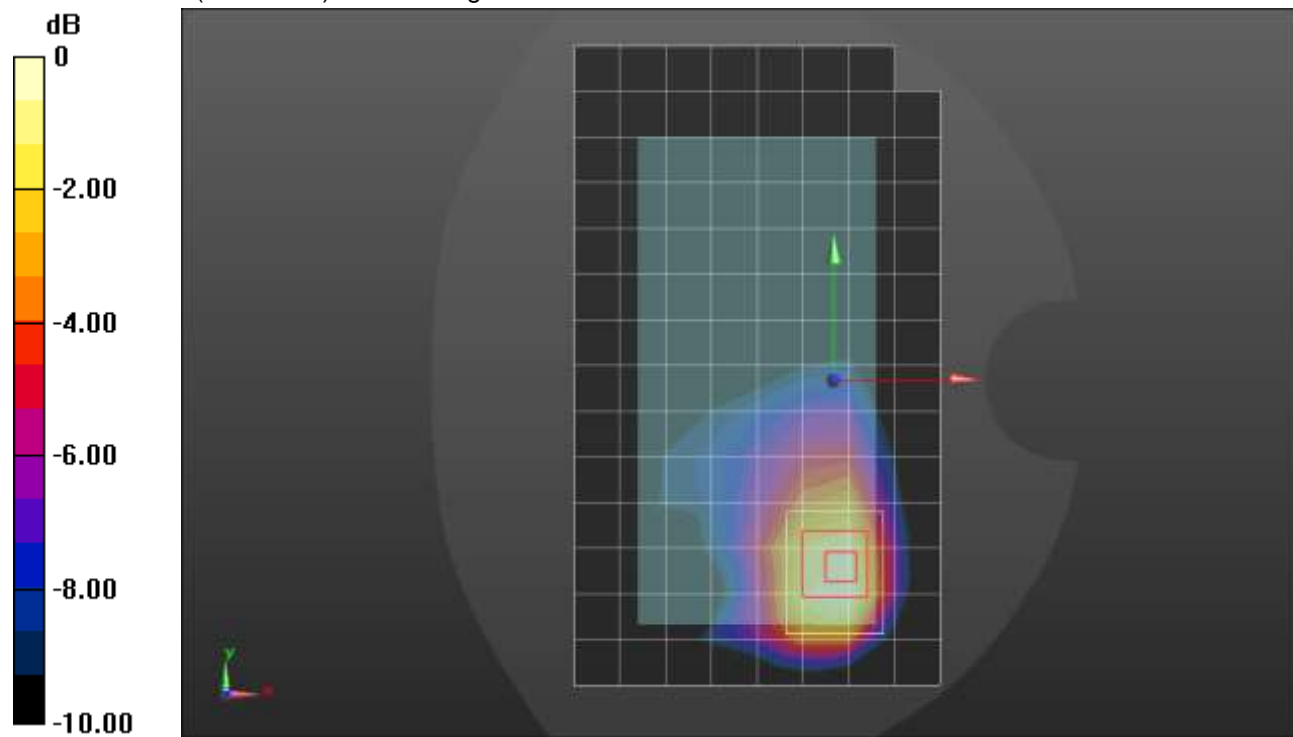
Peak SAR (extrapolated) = 1.41 W/kg

SAR(1 g) = 0.734 W/kg; SAR(10 g) = 0.430 W/kg

Smallest distance from peaks to all points 3 dB below = 8.6 mm

Ratio of SAR at M2 to SAR at M1 = 48.9%

Maximum value of SAR (measured) = 1.06 W/kg



0 dB = 1.06 W/kg = 0.25 dBW/kg

n66 ANT 3

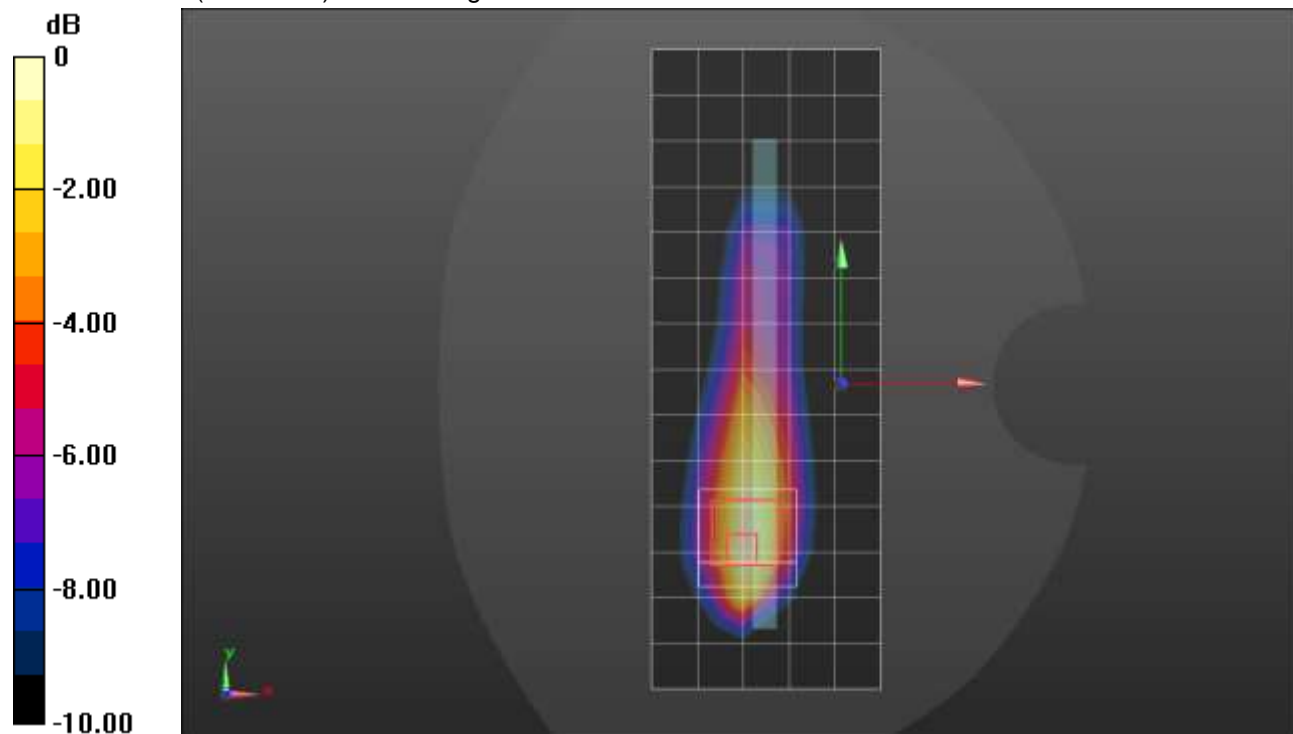
Frequency: 1770 MHz; Duty Cycle: 1:1; Room Ambient Temperature: 24.0°C; Liquid Temperature: 23.0°C
 Medium parameters used: $f = 1770 \text{ MHz}$; $\sigma = 1.335 \text{ S/m}$; $\epsilon_r = 38.792$; $\rho = 1000 \text{ kg/m}^3$

DASY5 Configuration:

- Area Scan Setting: Find Secondary Maximum Within: 2.0 dB and with a peak SAR value greater than 0.0012W/kg
- Electronics: DAE4 Sn1359; Calibrated: 1/28/2021
- Probe: EX3DV4 - SN3772; ConvF(7.57, 7.57, 7.57) @ 1770 MHz; Calibrated: 2/25/2021
- Sensor-Surface: 1.4mm (Mechanical Surface Detection)
- Phantom: Twin-SAM V8.0 (20deg probe tilt); Type: QD 000 P41 AA; Serial: 1948

Edge 4/QPSK RB 50,28 Ch 354000/Area Scan (6x15x1): Measurement grid: $dx=15\text{mm}$, $dy=15\text{mm}$
 Maximum value of SAR (measured) = 1.51 W/kg

Edge 4/QPSK RB 50,28 Ch 354000/Zoom Scan (5x5x7)/Cube 0: Measurement grid: $dx=8\text{mm}$, $dy=8\text{mm}$, $dz=5\text{mm}$
 Reference Value = 30.99 V/m; Power Drift = 0.03 dB
 Peak SAR (extrapolated) = 1.60 W/kg
SAR(1 g) = 0.853 W/kg; SAR(10 g) = 0.457 W/kg
 Smallest distance from peaks to all points 3 dB below = 9.7 mm
 Ratio of SAR at M2 to SAR at M1 = 54%
 Maximum value of SAR (measured) = 1.29 W/kg



0 dB = 1.29 W/kg = 1.11 dBW/kg

n66 ANT 4

Frequency: 1745 MHz; Duty Cycle: 1:1; Room Ambient Temperature: 24.0°C; Liquid Temperature: 23.0°C
 Medium parameters used: $f = 1745 \text{ MHz}$; $\sigma = 1.31 \text{ S/m}$; $\epsilon_r = 38.821$; $\rho = 1000 \text{ kg/m}^3$

DASY5 Configuration:

- Area Scan Setting: Find Secondary Maximum Within: 2.0 dB and with a peak SAR value greater than 0.0012W/kg
- Electronics: DAE4 Sn1359; Calibrated: 1/28/2021
- Probe: EX3DV4 - SN3772; ConvF(7.57, 7.57, 7.57) @ 1745 MHz; Calibrated: 2/25/2021
- Sensor-Surface: 1.4mm (Mechanical Surface Detection)
- Phantom: Twin-SAM V8.0 (20deg probe tilt); Type: QD 000 P41 AA; Serial: 1948

LHS/Touch_QPSK RB 50,28 Ch 349000/Area Scan (9x16x1): Measurement grid: dx=15mm, dy=15mm
 Maximum value of SAR (measured) = 1.02 W/kg

LHS/Touch_QPSK RB 50,28 Ch 349000/Zoom Scan (5x5x7)/Cube 0: Measurement grid: dx=8mm, dy=8mm, dz=5mm

Reference Value = 27.36 V/m; Power Drift = 0.03 dB

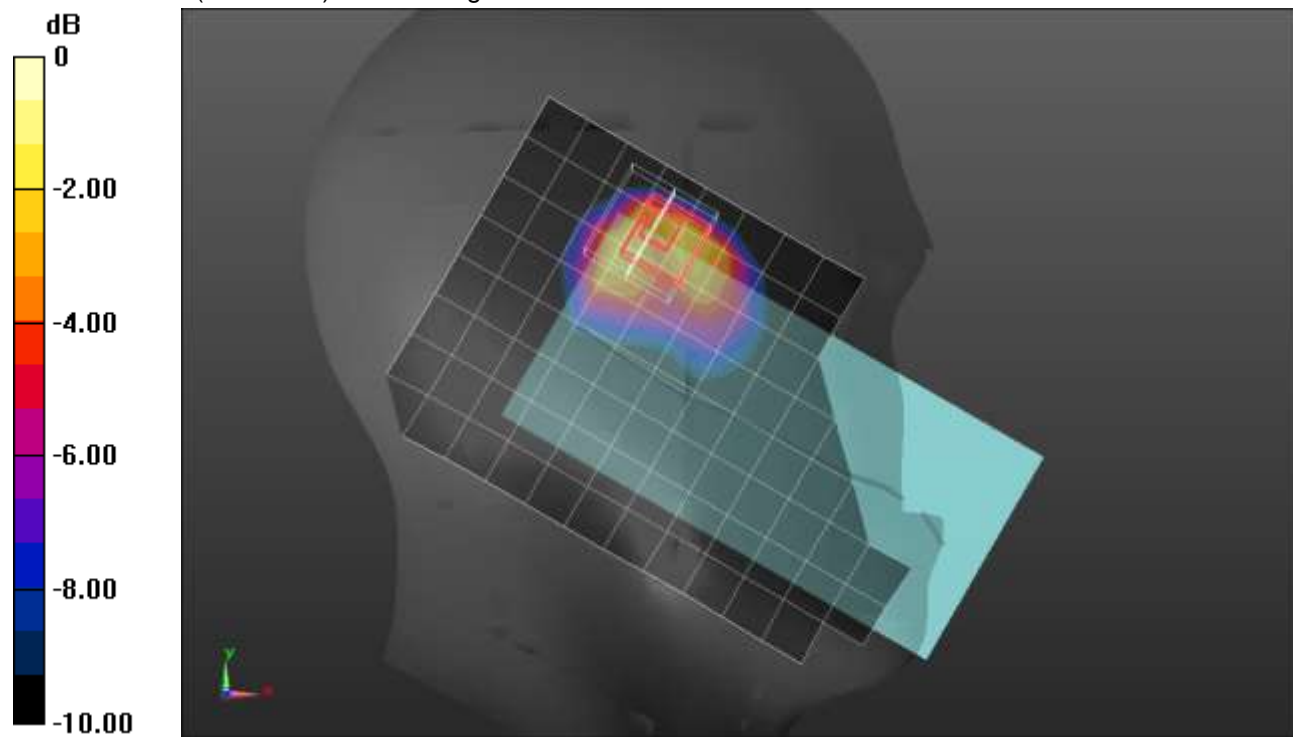
Peak SAR (extrapolated) = 1.66 W/kg

SAR(1 g) = 0.781 W/kg; SAR(10 g) = 0.395 W/kg

Smallest distance from peaks to all points 3 dB below = 8 mm

Ratio of SAR at M2 to SAR at M1 = 46.4%

Maximum value of SAR (measured) = 1.37 W/kg



0 dB = 1.37 W/kg = 1.37 dBW/kg

n66 ANT 4

Frequency: 1770 MHz; Duty Cycle: 1:1; Room Ambient Temperature: 24.0°C; Liquid Temperature: 23.0°C
 Medium parameters used: $f = 1770 \text{ MHz}$; $\sigma = 1.335 \text{ S/m}$; $\epsilon_r = 38.792$; $\rho = 1000 \text{ kg/m}^3$

DASY5 Configuration:

- Area Scan Setting: Find Secondary Maximum Within: 2.0 dB and with a peak SAR value greater than 0.0012W/kg
- Electronics: DAE4 Sn1359; Calibrated: 1/28/2021
- Probe: EX3DV4 - SN3772; ConvF(7.57, 7.57, 7.57) @ 1770 MHz; Calibrated: 2/25/2021
- Sensor-Surface: 1.4mm (Mechanical Surface Detection (Locations From Previous Scan Used)), Sensor-Surface: 1.4mm (Mechanical Surface Detection)
- Phantom: Twin-SAM V8.0 (20deg probe tilt); Type: QD 000 P41 AA; Serial: 1948

Rear/QPSK RB 50,28 Ch 354000/Area Scan (9x16x1): Measurement grid: dx=15mm, dy=15mm
 Maximum value of SAR (measured) = 0.730 W/kg

Rear/QPSK RB 50,28 Ch 354000/Zoom Scan (5x6x7)/Cube 0: Measurement grid: dx=8mm, dy=8mm, dz=5mm

Reference Value = 21.84 V/m; Power Drift = -0.01 dB

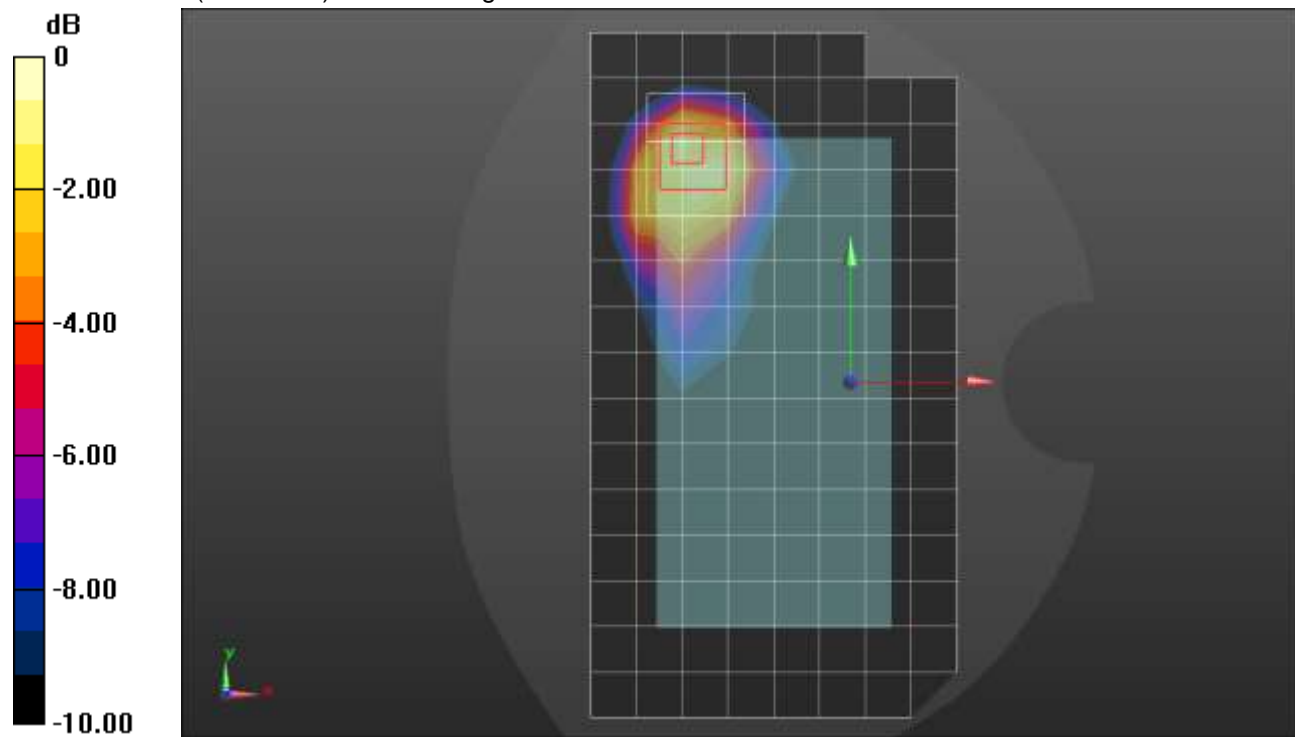
Peak SAR (extrapolated) = 1.14 W/kg

SAR(1 g) = 0.539 W/kg; SAR(10 g) = 0.291 W/kg

Smallest distance from peaks to all points 3 dB below = 9.1 mm

Ratio of SAR at M2 to SAR at M1 = 48.1%

Maximum value of SAR (measured) = 0.841 W/kg



0 dB = 0.841 W/kg = -0.75 dBW/kg

S

n66 ANT 4

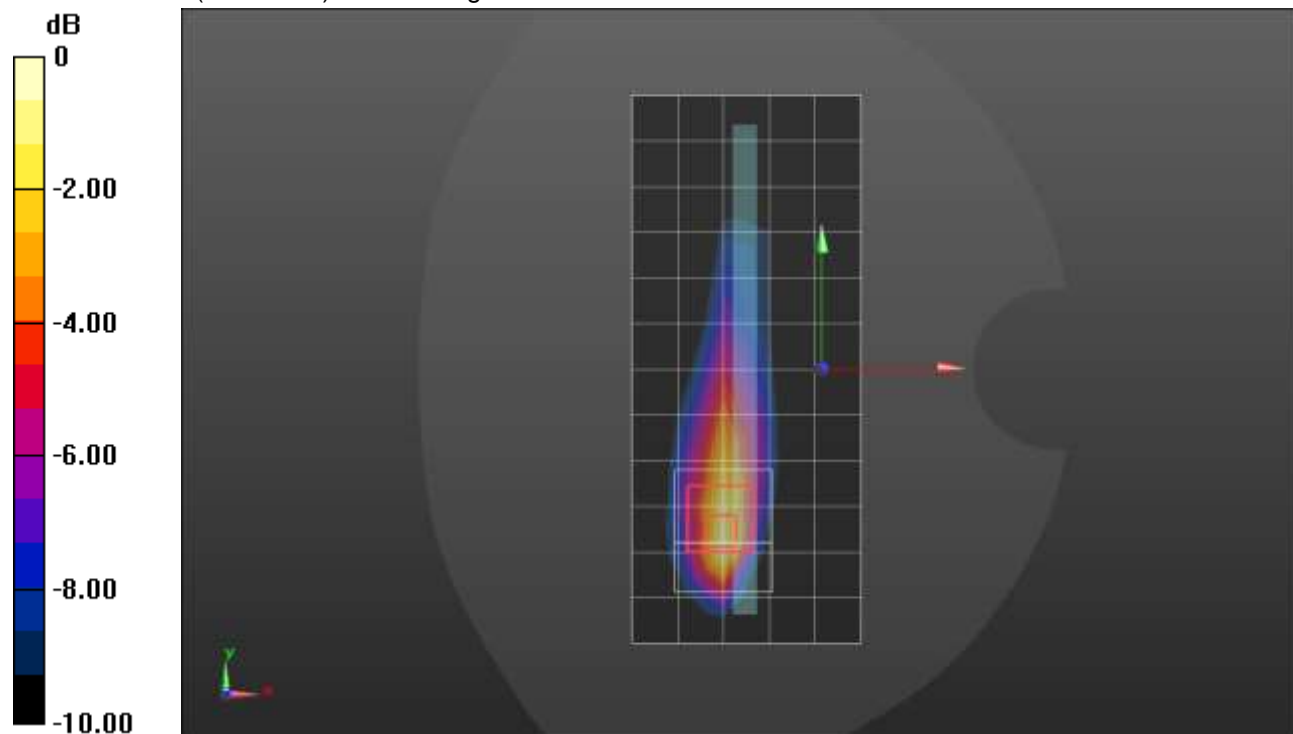
Frequency: 1745 MHz; Duty Cycle: 1:1; Room Ambient Temperature: 24.0°C; Liquid Temperature: 23.0°C
 Medium parameters used: $f = 1745 \text{ MHz}$; $\sigma = 1.31 \text{ S/m}$; $\epsilon_r = 38.821$; $\rho = 1000 \text{ kg/m}^3$

DASY5 Configuration:

- Area Scan Setting: Find Secondary Maximum Within: 2.0 dB and with a peak SAR value greater than 0.0012W/kg
- Electronics: DAE4 Sn1359; Calibrated: 1/28/2021
- Probe: EX3DV4 - SN3772; ConvF(7.57, 7.57, 7.57) @ 1745 MHz; Calibrated: 2/25/2021
- Sensor-Surface: 1.4mm (Mechanical Surface Detection)
- Phantom: Twin-SAM V8.0 (20deg probe tilt); Type: QD 000 P41 AA; Serial: 1948

Edge 2/QPSK RB 52,28 Ch 349000/Area Scan (6x13x1): Measurement grid: dx=15mm, dy=15mm
 Maximum value of SAR (measured) = 1.24 W/kg

Edge 2/QPSK RB 52,28 Ch 349000/Zoom Scan (5x6x7)/Cube 0: Measurement grid: dx=8mm, dy=8mm, dz=5mm
 Reference Value = 28.22 V/m; Power Drift = -0.03 dB
 Peak SAR (extrapolated) = 1.59 W/kg
SAR(1 g) = 0.774 W/kg; SAR(10 g) = 0.378 W/kg
 Smallest distance from peaks to all points 3 dB below = 8 mm
 Ratio of SAR at M2 to SAR at M1 = 49.9%
 Maximum value of SAR (measured) = 1.28 W/kg



0 dB = 1.28 W/kg = 1.07 dBW/kg

n66 ANT 1

Frequency: 1745 MHz; Duty Cycle: 1:1; Room Ambient Temperature: 24.0°C; Liquid Temperature: 23.0°C
 Medium parameters used: $f = 1745 \text{ MHz}$; $\sigma = 1.413 \text{ S/m}$; $\epsilon_r = 41.063$; $\rho = 1000 \text{ kg/m}^3$

DASY5 Configuration:

- Area Scan Setting: Find Secondary Maximum Within: 2.0 dB and with a peak SAR value greater than 0.0012W/kg
- Electronics: DAE4 Sn1357; Calibrated: 1/28/2021
- Probe: EX3DV4 - SN3773; ConvF(8.05, 8.05, 8.05) @ 1745 MHz; Calibrated: 2/25/2021
- Sensor-Surface: 1.4mm (Mechanical Surface Detection)
- Phantom: Twin-SAM V5.0 (30deg probe tilt); Type: QD 000 P40 CD; Serial: 1629

RHS/Touch_QPSK RB 1,107 Ch 349000/Area Scan (8x14x1): Measurement grid: dx=15mm, dy=15mm
 Maximum value of SAR (measured) = 0.118 W/kg

RHS/Touch_QPSK RB 1,107 Ch 349000/Zoom Scan (5x5x7)/Cube 0: Measurement grid: dx=8mm, dy=8mm, dz=5mm

Reference Value = 8.680 V/m; Power Drift = 0.17 dB

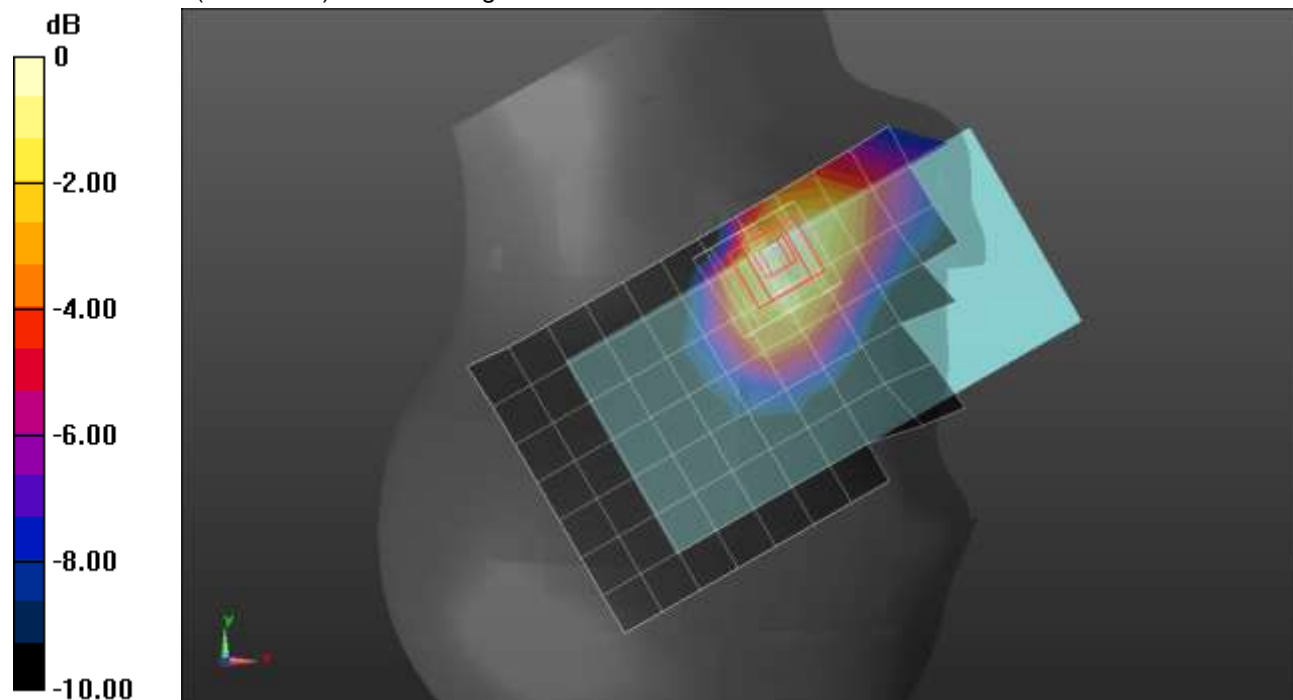
Peak SAR (extrapolated) = 0.146 W/kg

SAR(1 g) = 0.097 W/kg; SAR(10 g) = 0.064 W/kg

Smallest distance from peaks to all points 3 dB below = 14 mm

Ratio of SAR at M2 to SAR at M1 = 66.7%

Maximum value of SAR (measured) = 0.123 W/kg



0 dB = 0.123 W/kg = -9.10 dBW/kg

n66 ANT 1

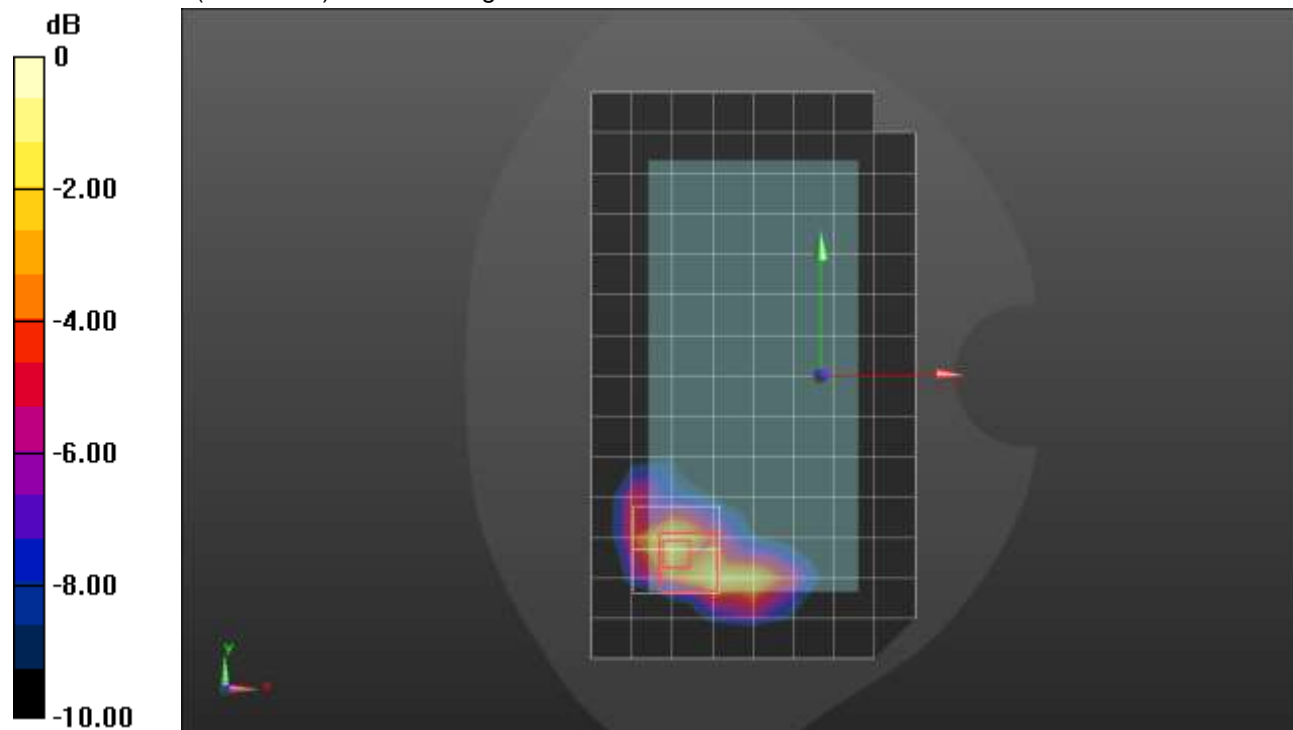
Frequency: 1745 MHz; Duty Cycle: 1:1; Room Ambient Temperature: 24.0°C; Liquid Temperature: 23.0°C
 Medium parameters used: $f = 1745 \text{ MHz}$; $\sigma = 1.303 \text{ S/m}$; $\epsilon_r = 39.748$; $\rho = 1000 \text{ kg/m}^3$

DASY5 Configuration:

- Area Scan Setting: Find Secondary Maximum Within: 2.0 dB and with a peak SAR value greater than 0.0012W/kg
- Electronics: DAE4 Sn1357; Calibrated: 1/28/2021
- Probe: EX3DV4 - SN3773; ConvF(8.05, 8.05, 8.05) @ 1745 MHz; Calibrated: 2/25/2021
- Sensor-Surface: 1.4mm (Mechanical Surface Detection)
- Phantom: Twin-SAM V5.0 (30deg probe tilt); Type: QD 000 P40 CD; Serial: 1629

Rear/QPSK RB 108,54 Ch 349000/Area Scan (9x15x1): Measurement grid: dx=15mm, dy=15mm
 Maximum value of SAR (measured) = 0.698 W/kg

Rear/QPSK RB 108,54 Ch 349000/Zoom Scan (5x5x7)/Cube 0: Measurement grid: dx=8mm, dy=8mm, dz=5mm
 Reference Value = 21.15 V/m; Power Drift = -0.08 dB
 Peak SAR (extrapolated) = 1.04 W/kg
SAR(1 g) = 0.519 W/kg; SAR(10 g) = 0.258 W/kg
 Smallest distance from peaks to all points 3 dB below = 8 mm
 Ratio of SAR at M2 to SAR at M1 = 53.5%
 Maximum value of SAR (measured) = 0.834 W/kg



0 dB = 0.834 W/kg = -0.79 dBW/kg

n66 ANT 1

Frequency: 1745 MHz; Duty Cycle: 1:1; Room Ambient Temperature: 24.0°C; Liquid Temperature: 23.0°C

Medium parameters used: $f = 1745 \text{ MHz}$; $\sigma = 1.303 \text{ S/m}$; $\epsilon_r = 39.748$; $\rho = 1000 \text{ kg/m}^3$

DASY5 Configuration:

- Area Scan Setting: Find Secondary Maximum Within: 2.0 dB and with a peak SAR value greater than 0.0012W/kg
- Electronics: DAE4 Sn1357; Calibrated: 1/28/2021
- Probe: EX3DV4 - SN3773; ConvF(8.05, 8.05, 8.05) @ 1745 MHz; Calibrated: 2/25/2021
- Sensor-Surface: 1.4mm (Mechanical Surface Detection)
- Phantom: Twin-SAM V5.0 (30deg probe tilt); Type: QD 000 P40 CD; Serial: 1629

Edge 3/QPSK RB 108,54 Ch 349000/Area Scan (5x9x1): Measurement grid: dx=15mm, dy=15mm

Maximum value of SAR (measured) = 0.644 W/kg

Edge 3/QPSK RB 108,54 Ch 349000/Zoom Scan (5x5x7)/Cube 0: Measurement grid: dx=8mm, dy=8mm, dz=5mm

Reference Value = 20.55 V/m; Power Drift = 0.08 dB

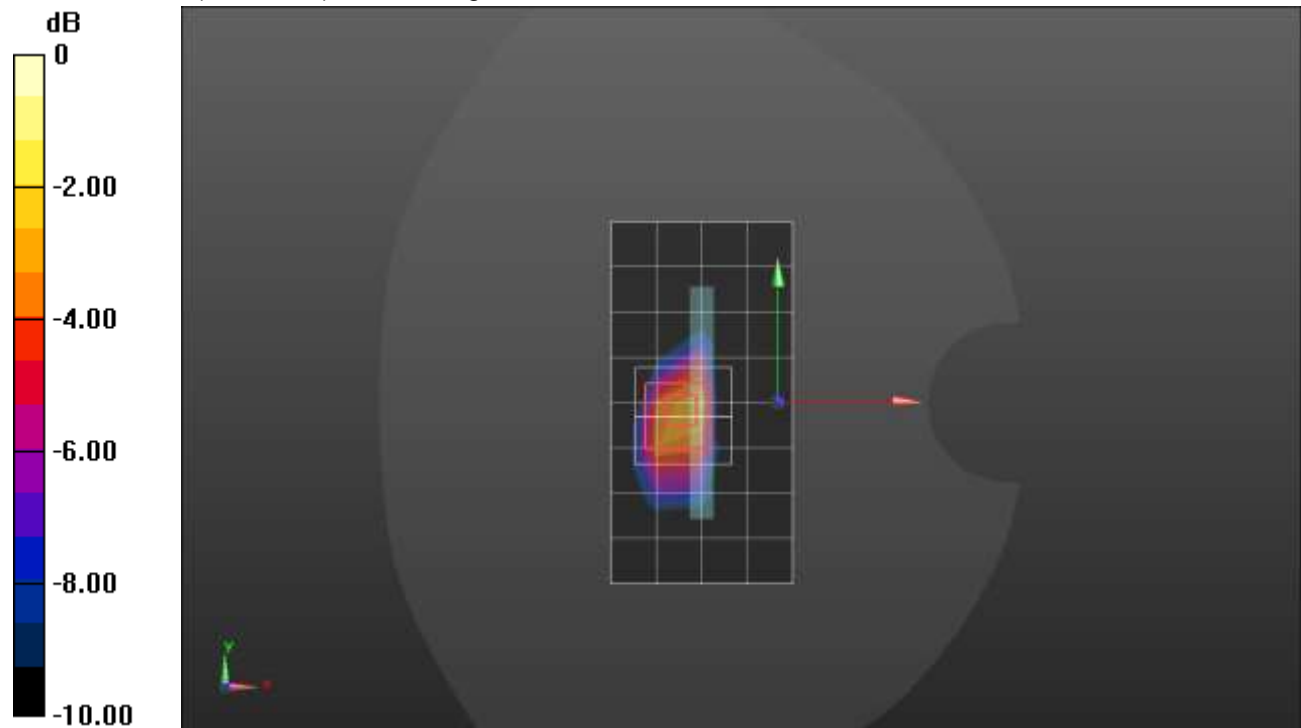
Peak SAR (extrapolated) = 1.47 W/kg

SAR(1 g) = 0.701 W/kg; SAR(10 g) = 0.329 W/kg

Smallest distance from peaks to all points 3 dB below = 6.4 mm

Ratio of SAR at M2 to SAR at M1 = 49.7%

Maximum value of SAR (measured) = 1.16 W/kg



0 dB = 1.16 W/kg = 0.64 dBW/kg

n66 ANT 2

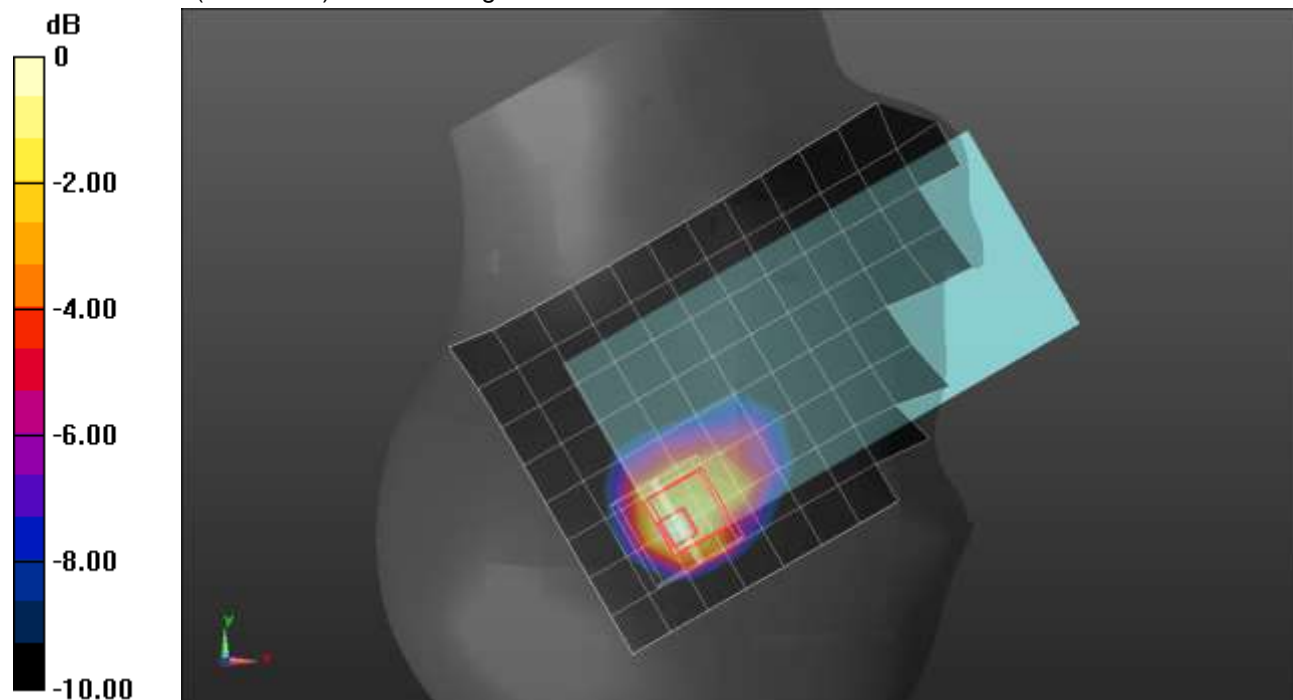
Frequency: 1745 MHz; Duty Cycle: 1:1; Room Ambient Temperature: 24.0°C; Liquid Temperature: 23.0°C
 Medium parameters used: $f = 1745 \text{ MHz}$; $\sigma = 1.413 \text{ S/m}$; $\epsilon_r = 41.063$; $\rho = 1000 \text{ kg/m}^3$

DASY5 Configuration:

- Area Scan Setting: Find Secondary Maximum Within: 2.0 dB and with a peak SAR value greater than 0.0012W/kg
- Electronics: DAE4 Sn1357; Calibrated: 1/28/2021
- Probe: EX3DV4 - SN3773; ConvF(8.05, 8.05, 8.05) @ 1745 MHz; Calibrated: 2/25/2021
- Sensor-Surface: 1.4mm (Mechanical Surface Detection)
- Phantom: Twin-SAM V5.0 (30deg probe tilt); Type: QD 000 P40 CD; Serial: 1629

RHS/Touch_QPSK RB 108,54 Ch 349000/Area Scan (9x14x1): Measurement grid: dx=15mm, dy=15mm
 Maximum value of SAR (measured) = 0.760 W/kg

RHS/Touch_QPSK RB 108,54 Ch 349000/Zoom Scan (5x5x7)/Cube 0: Measurement grid: dx=8mm, dy=8mm, dz=5mm
 Reference Value = 20.36 V/m; Power Drift = 0.01 dB
 Peak SAR (extrapolated) = 0.896 W/kg
SAR(1 g) = 0.403 W/kg; SAR(10 g) = 0.219 W/kg
 Smallest distance from peaks to all points 3 dB below = 8 mm
 Ratio of SAR at M2 to SAR at M1 = 43.5%
 Maximum value of SAR (measured) = 0.658 W/kg



0 dB = 0.658 W/kg = -1.82 dBW/kg

n66 ANT 2

Frequency: 1745 MHz; Duty Cycle: 1:1; Room Ambient Temperature: 24.0°C; Liquid Temperature: 23.0°C
 Medium parameters used: $f = 1745 \text{ MHz}$; $\sigma = 1.303 \text{ S/m}$; $\epsilon_r = 39.748$; $\rho = 1000 \text{ kg/m}^3$

DASY5 Configuration:

- Area Scan Setting: Find Secondary Maximum Within: 2.0 dB and with a peak SAR value greater than 0.0012W/kg
- Electronics: DAE4 Sn1357; Calibrated: 1/28/2021
- Probe: EX3DV4 - SN3773; ConvF(8.05, 8.05, 8.05) @ 1745 MHz; Calibrated: 2/25/2021
- Sensor-Surface: 1.4mm (Mechanical Surface Detection)
- Phantom: Twin-SAM V5.0 (30deg probe tilt); Type: QD 000 P40 CD; Serial: 1629

Rear/QPSK RB 1,107 Ch 349000/Area Scan (9x14x1): Measurement grid: dx=15mm, dy=15mm
 Maximum value of SAR (measured) = 0.543 W/kg

Rear/QPSK RB 1,107 Ch 349000/Zoom Scan (5x5x7)/Cube 0: Measurement grid: dx=8mm, dy=8mm, dz=5mm

Reference Value = 18.73 V/m; Power Drift = -0.02 dB

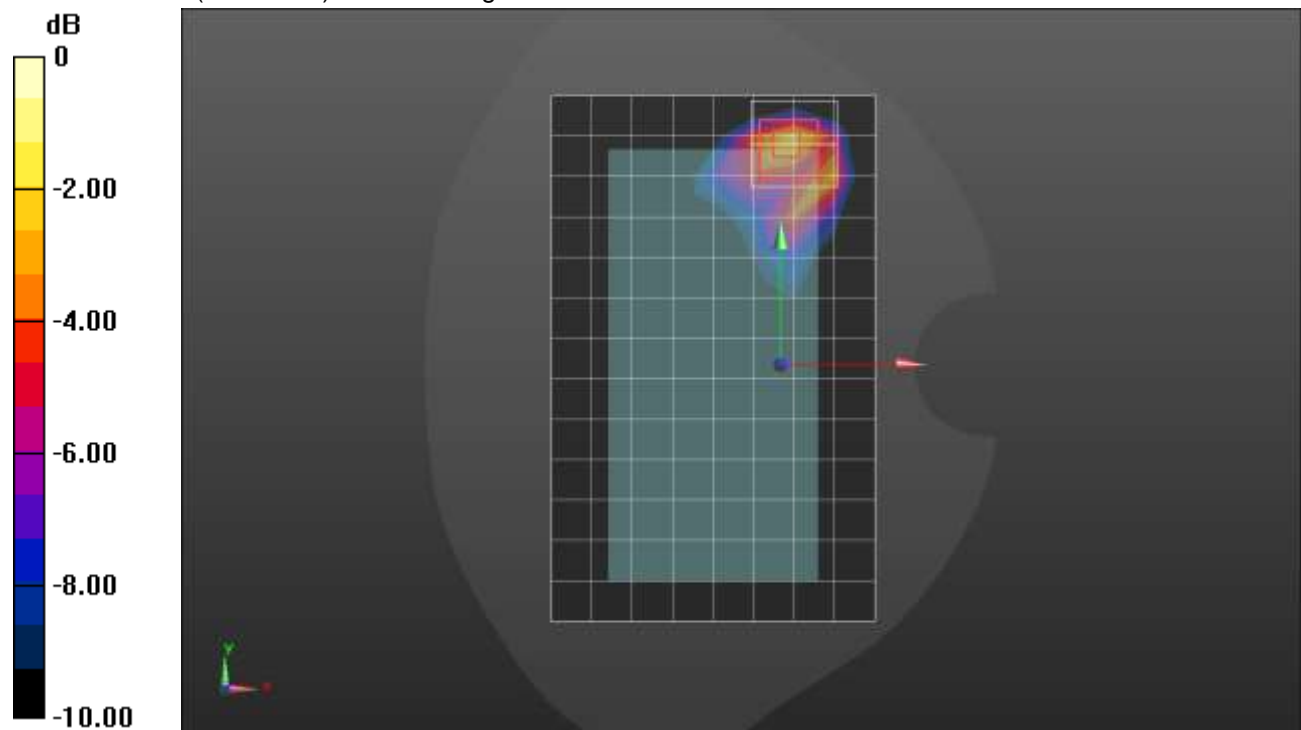
Peak SAR (extrapolated) = 0.842 W/kg

SAR(1 g) = 0.360 W/kg; SAR(10 g) = 0.169 W/kg

Smallest distance from peaks to all points 3 dB below = 9.3 mm

Ratio of SAR at M2 to SAR at M1 = 44.4%

Maximum value of SAR (measured) = 0.658 W/kg



0 dB = 0.658 W/kg = -1.82 dBW/kg

n66 ANT 3

Frequency: 1745 MHz; Duty Cycle: 1:1; Room Ambient Temperature: 24.0°C; Liquid Temperature: 23.0°C

Medium parameters used: $f = 1745 \text{ MHz}$; $\sigma = 1.404 \text{ S/m}$; $\epsilon_r = 38.192$; $\rho = 1000 \text{ kg/m}^3$

DASY5 Configuration:

- Area Scan Setting: Find Secondary Maximum Within: 2.0 dB and with a peak SAR value greater than 0.0012W/kg
- Electronics: DAE4 Sn1357; Calibrated: 1/28/2021
- Probe: EX3DV4 - SN3773; ConvF(8.05, 8.05, 8.05) @ 1745 MHz; Calibrated: 2/25/2021
- Sensor-Surface: 1.4mm (Mechanical Surface Detection)
- Phantom: Twin-SAM V5.0 (30deg probe tilt); Type: QD 000 P40 CD; Serial: 1629

LHS/Touch_QPSK RB 108,54 Ch 349000/Area Scan (9x14x1): Measurement grid: dx=15mm, dy=15mm

Maximum value of SAR (measured) = 0.238 W/kg

LHS/Touch_QPSK RB 108,54 Ch 349000/Zoom Scan (5x5x7)/Cube 0: Measurement grid: dx=8mm, dy=8mm, dz=5mm

Reference Value = 12.24 V/m; Power Drift = 0.16 dB

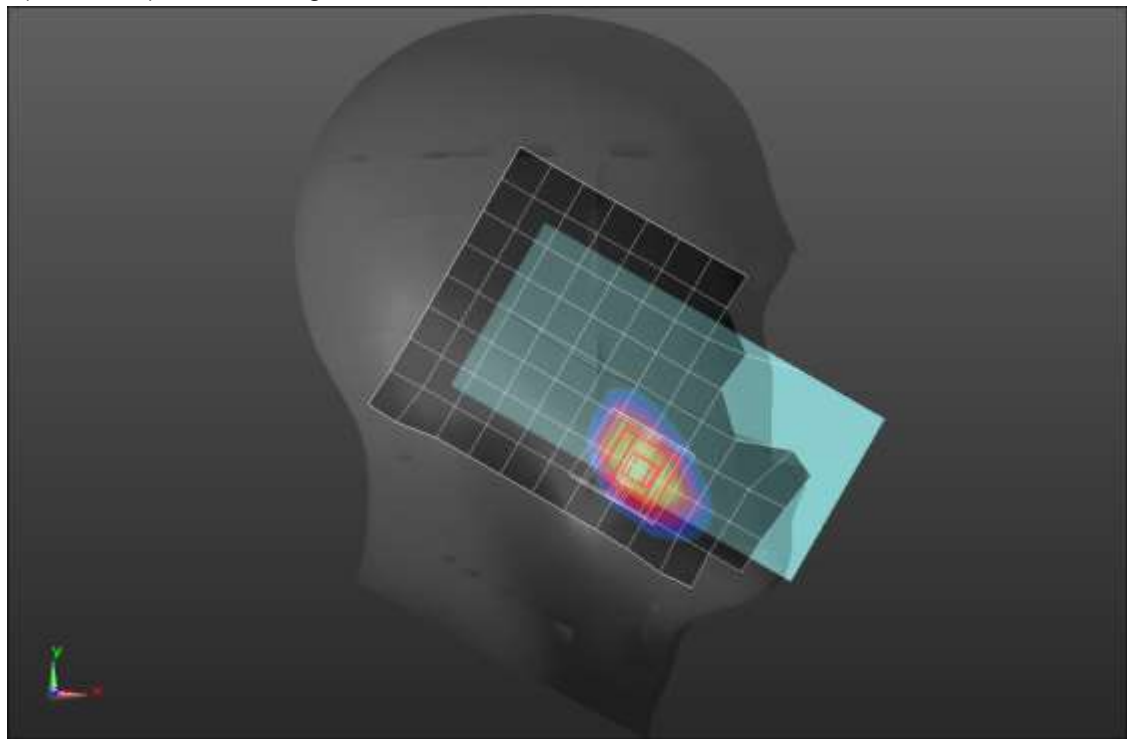
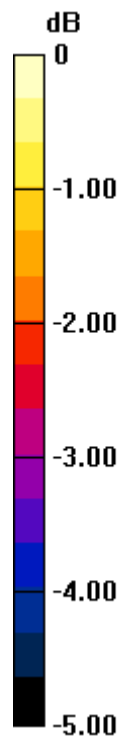
Peak SAR (extrapolated) = 0.279 W/kg

SAR(1 g) = 0.177 W/kg; SAR(10 g) = 0.112 W/kg

Smallest distance from peaks to all points 3 dB below = 14.1 mm

Ratio of SAR at M2 to SAR at M1 = 64.3%

Maximum value of SAR (measured) = 0.244 W/kg



0 dB = 0.244 W/kg = -6.13 dBW/kg

n66 ANT 3

Frequency: 1745 MHz; Duty Cycle: 1:1; Room Ambient Temperature: 24.0°C; Liquid Temperature: 23.0°C

Medium parameters used: $f = 1745 \text{ MHz}$; $\sigma = 1.303 \text{ S/m}$; $\epsilon_r = 39.748$; $\rho = 1000 \text{ kg/m}^3$

DASY5 Configuration:

- Area Scan Setting: Find Secondary Maximum Within: 2.0 dB and with a peak SAR value greater than 0.0012W/kg
- Electronics: DAE4 Sn1357; Calibrated: 1/28/2021
- Probe: EX3DV4 - SN3773; ConvF(8.05, 8.05, 8.05) @ 1745 MHz; Calibrated: 2/25/2021
- Sensor-Surface: 1.4mm (Mechanical Surface Detection)
- Phantom: Twin-SAM V5.0 (30deg probe tilt); Type: QD 000 P40 CD; Serial: 1629

Rear/QPSK RB 108,54 Ch 349000/Area Scan (9x14x1): Measurement grid: dx=15mm, dy=15mm

Maximum value of SAR (measured) = 1.10 W/kg

Rear/QPSK RB 108,54 Ch 349000/Zoom Scan (5x5x7)/Cube 0: Measurement grid: dx=8mm, dy=8mm, dz=5mm

Reference Value = 25.47 V/m; Power Drift = -0.16 dB

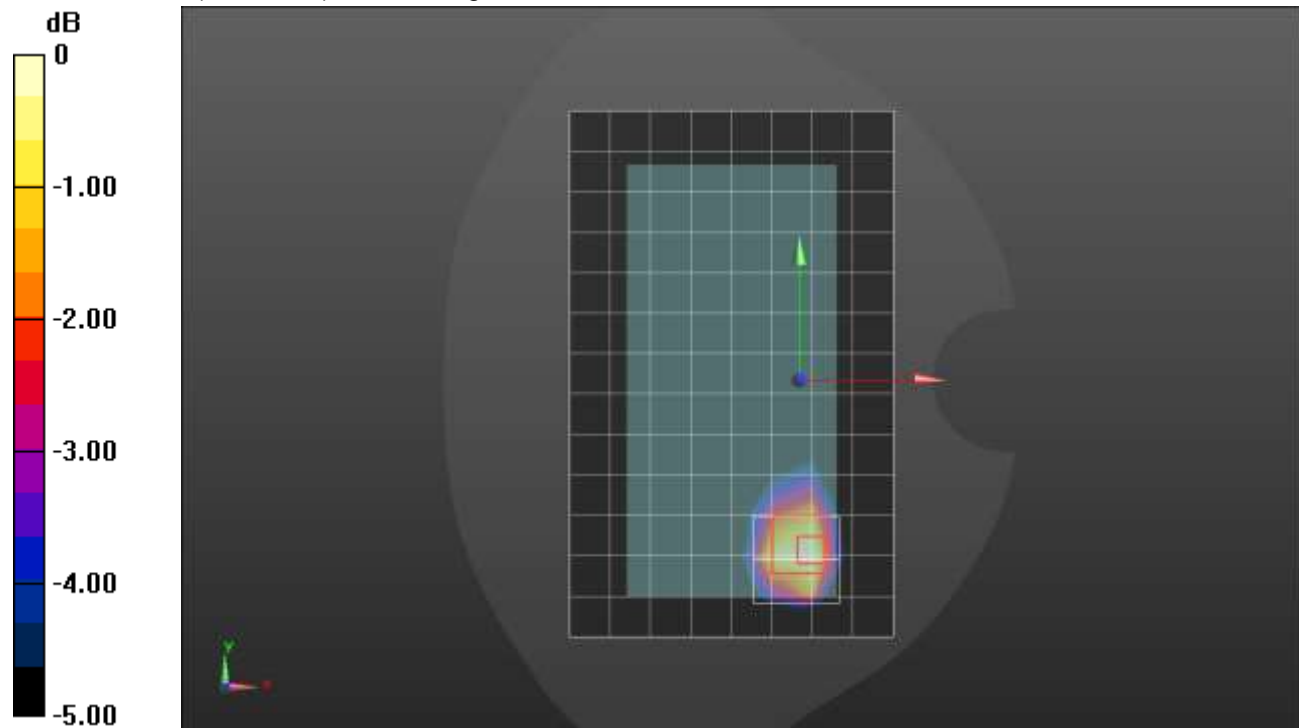
Peak SAR (extrapolated) = 1.34 W/kg

SAR(1 g) = 0.664 W/kg; SAR(10 g) = 0.388 W/kg

Smallest distance from peaks to all points 3 dB below = 8 mm

Ratio of SAR at M2 to SAR at M1 = 51.1%

Maximum value of SAR (measured) = 1.04 W/kg



0 dB = 1.04 W/kg = 0.17 dBW/kg

n66 ANT 3

Frequency: 1745 MHz; Duty Cycle: 1:1; Room Ambient Temperature: 24.0°C; Liquid Temperature: 23.0°C

Medium parameters used: $f = 1745 \text{ MHz}$; $\sigma = 1.303 \text{ S/m}$; $\epsilon_r = 39.748$; $\rho = 1000 \text{ kg/m}^3$

DASY5 Configuration:

- Area Scan Setting: Find Secondary Maximum Within: 2.0 dB and with a peak SAR value greater than 0.0012W/kg
- Electronics: DAE4 Sn1357; Calibrated: 1/28/2021
- Probe: EX3DV4 - SN3773; ConvF(8.05, 8.05, 8.05) @ 1745 MHz; Calibrated: 2/25/2021
- Sensor-Surface: 1.4mm (Mechanical Surface Detection)
- Phantom: Twin-SAM V5.0 (30deg probe tilt); Type: QD 000 P40 CD; Serial: 1629

Edge 4/QPSK RB 108,54 Ch 349000/Area Scan (5x14x1): Measurement grid: dx=15mm, dy=15mm

Maximum value of SAR (measured) = 0.884 W/kg

Edge 4/QPSK RB 108,54 Ch 349000/Zoom Scan (5x5x7)/Cube 0: Measurement grid: dx=8mm, dy=8mm, dz=5mm

Reference Value = 20.73 V/m; Power Drift = -0.02 dB

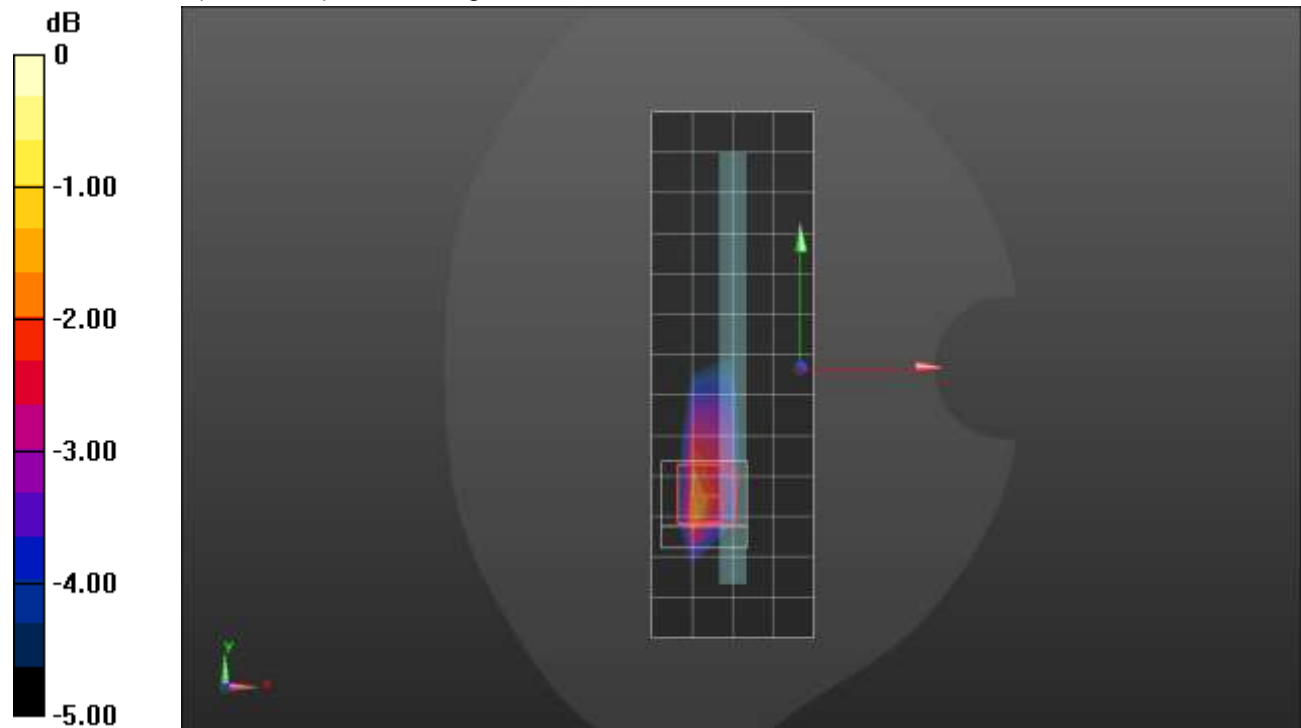
Peak SAR (extrapolated) = 1.46 W/kg

SAR(1 g) = 0.738 W/kg; SAR(10 g) = 0.387 W/kg

Smallest distance from peaks to all points 3 dB below = 8 mm

Ratio of SAR at M2 to SAR at M1 = 49.7%

Maximum value of SAR (measured) = 1.19 W/kg



0 dB = 1.19 W/kg = 0.76 dBW/kg

n66 ANT 4

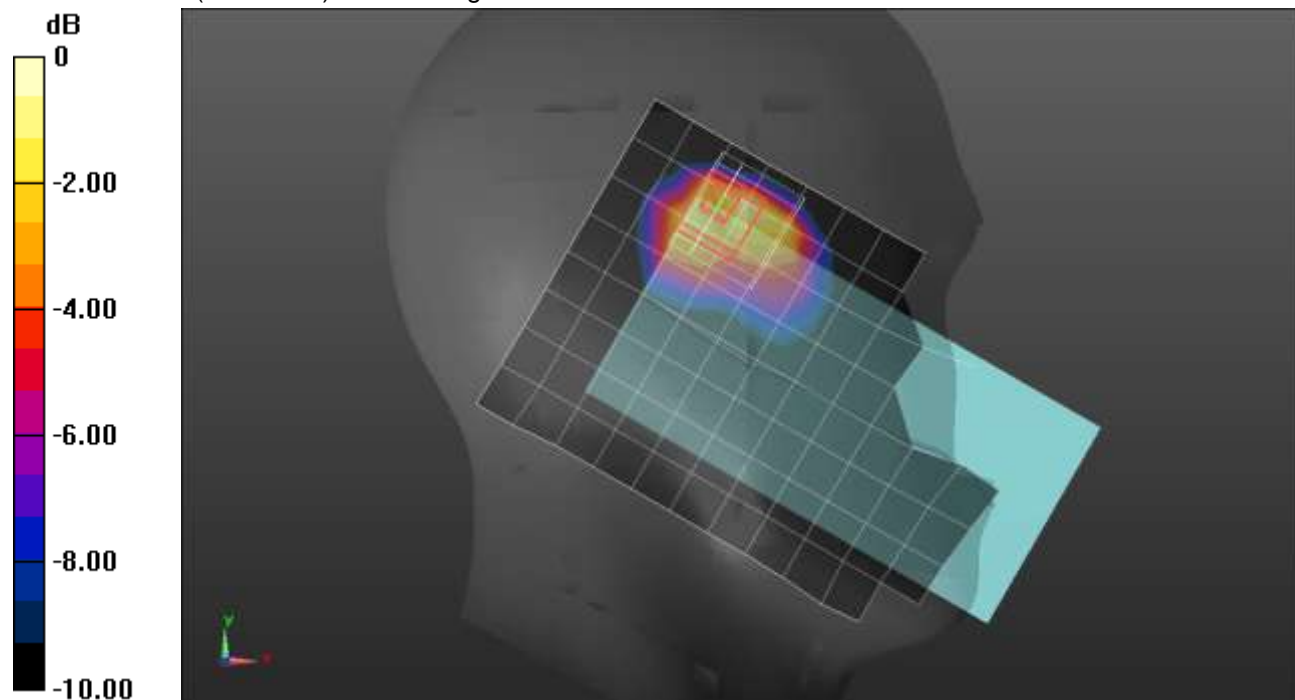
Frequency: 1745 MHz; Duty Cycle: 1:1; Room Ambient Temperature: 24.0°C; Liquid Temperature: 23.0°C
 Medium parameters used: $f = 1745 \text{ MHz}$; $\sigma = 1.413 \text{ S/m}$; $\epsilon_r = 41.063$; $\rho = 1000 \text{ kg/m}^3$

DASY5 Configuration:

- Area Scan Setting: Find Secondary Maximum Within: 2.0 dB and with a peak SAR value greater than 0.0012W/kg
- Electronics: DAE4 Sn1357; Calibrated: 1/28/2021
- Probe: EX3DV4 - SN3773; ConvF(8.05, 8.05, 8.05) @ 1745 MHz; Calibrated: 2/25/2021
- Sensor-Surface: 1.4mm (Mechanical Surface Detection)
- Phantom: Twin-SAM V5.0 (30deg probe tilt); Type: QD 000 P40 CD; Serial: 1629

LHS/Touch_QPSK RB 108,54 Ch 349000/Area Scan (9x14x1): Measurement grid: dx=15mm, dy=15mm
 Maximum value of SAR (measured) = 1.05 W/kg

LHS/Touch_QPSK RB 108,54 Ch 349000/Zoom Scan (5x5x7)/Cube 0: Measurement grid: dx=8mm, dy=8mm, dz=5mm
 Reference Value = 24.80 V/m; Power Drift = 0.10 dB
 Peak SAR (extrapolated) = 1.43 W/kg
SAR(1 g) = 0.674 W/kg; SAR(10 g) = 0.352 W/kg
 Smallest distance from peaks to all points 3 dB below = 8.1 mm
 Ratio of SAR at M2 to SAR at M1 = 48.6%
 Maximum value of SAR (measured) = 1.16 W/kg



0 dB = 1.16 W/kg = 0.64 dBW/kg

n66 ANT 4

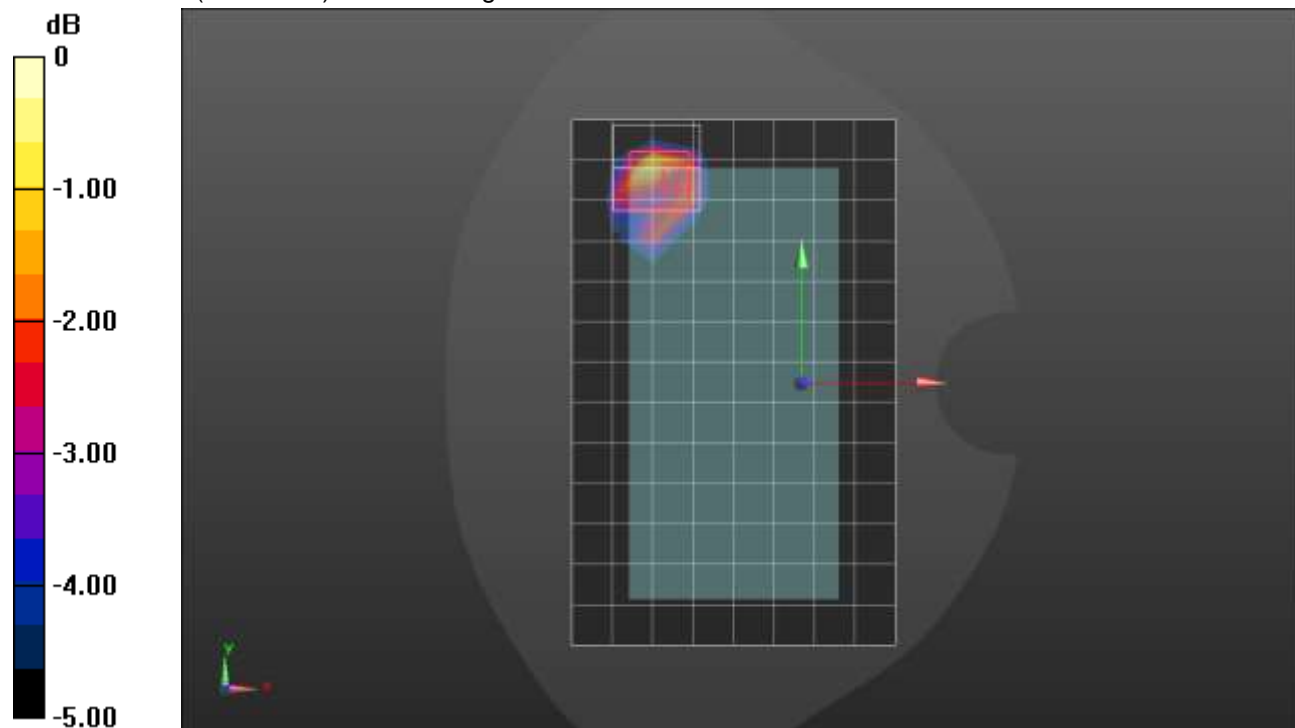
Frequency: 1745 MHz; Duty Cycle: 1:1; Room Ambient Temperature: 24.0°C; Liquid Temperature: 23.0°C
 Medium parameters used: $f = 1745 \text{ MHz}$; $\sigma = 1.303 \text{ S/m}$; $\epsilon_r = 39.748$; $\rho = 1000 \text{ kg/m}^3$

DASY5 Configuration:

- Area Scan Setting: Find Secondary Maximum Within: 2.0 dB and with a peak SAR value greater than 0.0012W/kg
- Electronics: DAE4 Sn1357; Calibrated: 1/28/2021
- Probe: EX3DV4 - SN3773; ConvF(8.05, 8.05, 8.05) @ 1745 MHz; Calibrated: 2/25/2021
- Sensor-Surface: 1.4mm (Mechanical Surface Detection)
- Phantom: Twin-SAM V5.0 (30deg probe tilt); Type: QD 000 P40 CD; Serial: 1629

Rear/QPSK RB 108,54 Ch 349000/Area Scan (9x14x1): Measurement grid: dx=15mm, dy=15mm
 Maximum value of SAR (measured) = 0.727 W/kg

Rear/QPSK RB 108,54 Ch 349000/Zoom Scan (5x5x7)/Cube 0: Measurement grid: dx=8mm, dy=8mm, dz=5mm
 Reference Value = 21.49 V/m; Power Drift = 0.00 dB
 Peak SAR (extrapolated) = 1.09 W/kg
SAR(1 g) = 0.514 W/kg; SAR(10 g) = 0.274 W/kg
 Smallest distance from peaks to all points 3 dB below = 10.1 mm
 Ratio of SAR at M2 to SAR at M1 = 47.4%
 Maximum value of SAR (measured) = 0.832 W/kg



0 dB = 0.832 W/kg = -0.80 dBW/kg

n66 ANT 4

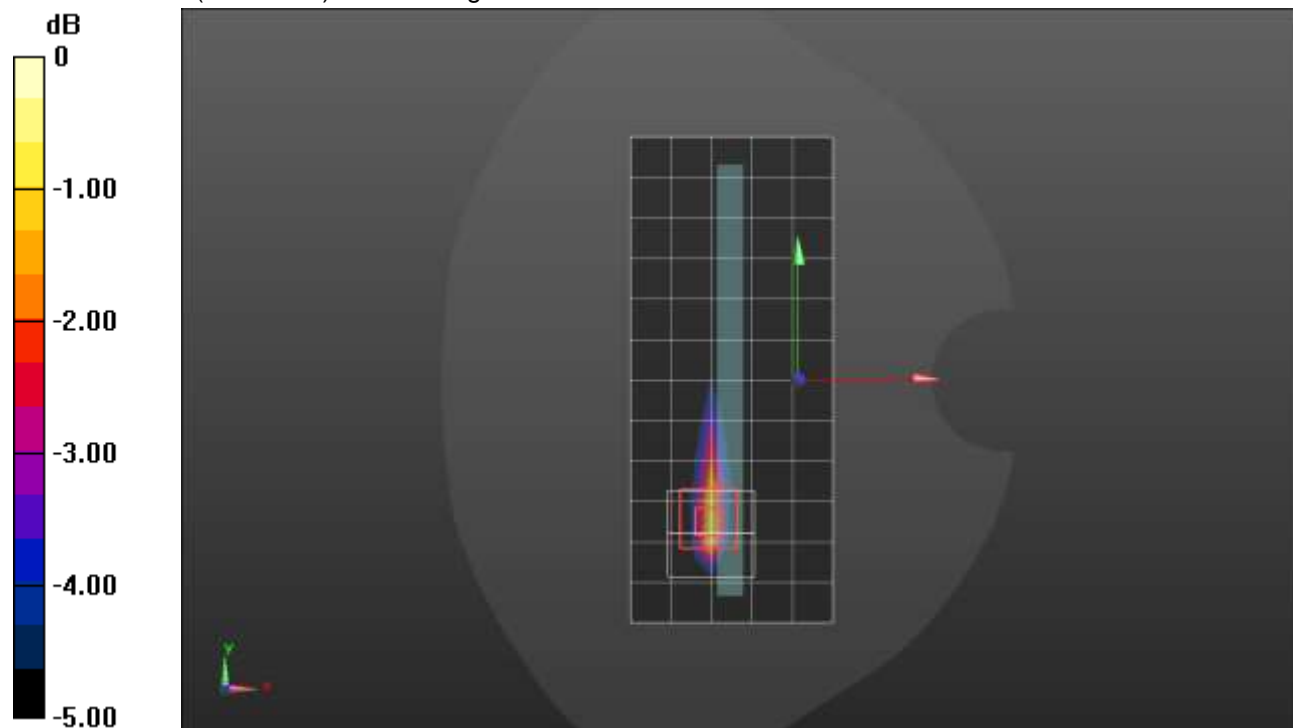
Frequency: 1745 MHz; Duty Cycle: 1:1; Room Ambient Temperature: 24.0°C; Liquid Temperature: 23.0°C
 Medium parameters used: $f = 1745 \text{ MHz}$; $\sigma = 1.303 \text{ S/m}$; $\epsilon_r = 39.748$; $\rho = 1000 \text{ kg/m}^3$

DASY5 Configuration:

- Area Scan Setting: Find Secondary Maximum Within: 2.0 dB and with a peak SAR value greater than 0.0012W/kg
- Electronics: DAE4 Sn1357; Calibrated: 1/28/2021
- Probe: EX3DV4 - SN3773; ConvF(8.05, 8.05, 8.05) @ 1745 MHz; Calibrated: 2/25/2021
- Sensor-Surface: 1.4mm (Mechanical Surface Detection)
- Phantom: Twin-SAM V5.0 (30deg probe tilt); Type: QD 000 P40 CD; Serial: 1629

Edge 2/QPSK RB 108,54 Ch 349000/Area Scan (6x13x1): Measurement grid: dx=15mm, dy=15mm
 Maximum value of SAR (measured) = 1.03 W/kg

Edge 2/QPSK RB 108,54 Ch 349000/Zoom Scan (5x5x7)/Cube 0: Measurement grid: dx=8mm, dy=8mm, dz=5mm
 Reference Value = 25.67 V/m; Power Drift = 0.02 dB
 Peak SAR (extrapolated) = 1.29 W/kg
SAR(1 g) = 0.641 W/kg; SAR(10 g) = 0.308 W/kg
 Smallest distance from peaks to all points 3 dB below = 6.4 mm
 Ratio of SAR at M2 to SAR at M1 = 50.9%
 Maximum value of SAR (measured) = 1.06 W/kg



0 dB = 1.06 W/kg = 0.25 dBW/kg

n71 ANT 1

Frequency: 680.5 MHz; Duty Cycle: 1:1; Room Ambient Temperature: 24.0°C; Liquid Temperature: 23.0°C
 Medium parameters used (interpolated): $f = 680.5$ MHz; $\sigma = 0.892$ S/m; $\epsilon_r = 42.419$; $\rho = 1000$ kg/m³

DASY5 Configuration:

- Area Scan Setting: Find Secondary Maximum Within: 2.0 dB and with a peak SAR value greater than 0.0012W/kg
- Electronics: DAE4 Sn1261; Calibrated: 2/24/2021
- Probe: EX3DV4 - SN7581; ConvF(10.77, 10.77, 10.77) @ 680.5 MHz; Calibrated: 3/1/2021
- Sensor-Surface: 1.4mm (Mechanical Surface Detection)
- Phantom: Twin-SAM V8.0 (30deg probe tilt); Type: QD 000 P41 Ax; Serial: xxxx

RHS/Touch_QPSK RB 1,53 Ch 136100/Area Scan (8x13x1):

Measurement grid: dx=15mm, dy=15mm

[Info: Interpolated medium parameters used for SAR evaluation.](#)

Maximum value of SAR (measured) = 0.113 W/kg

RHS/Touch_QPSK RB 1,53 Ch 136100/Zoom Scan (5x5x7)/Cube 0:

Measurement grid: dx=8mm, dy=8mm, dz=5mm

Reference Value = 10.97 V/m; Power Drift = 0.01 dB

Peak SAR (extrapolated) = 0.125 W/kg

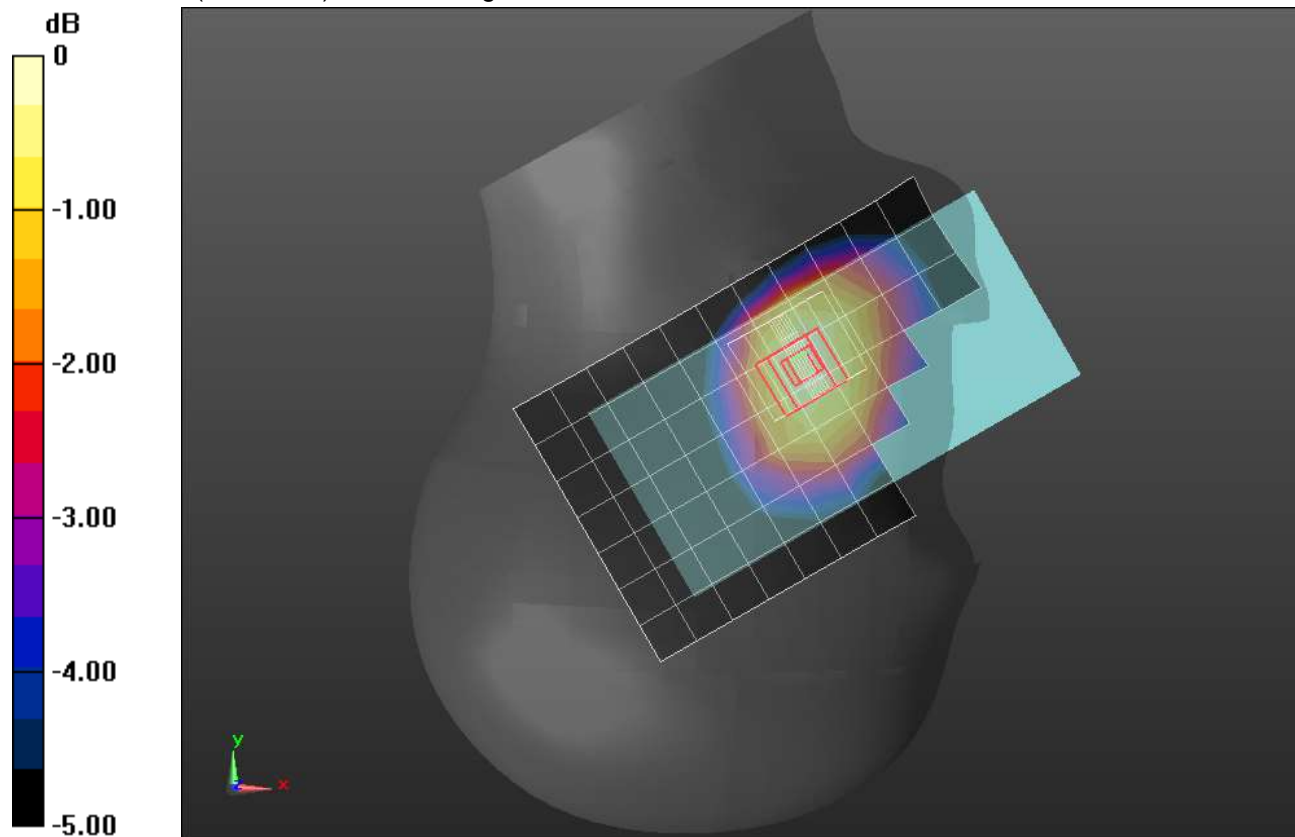
SAR(1 g) = 0.098 W/kg; SAR(10 g) = 0.076 W/kg

Smallest distance from peaks to all points 3 dB below: Larger than measurement grid

Ratio of SAR at M2 to SAR at M1 = 78.9%

[Info: Interpolated medium parameters used for SAR evaluation.](#)

Maximum value of SAR (measured) = 0.116 W/kg



0 dB = 0.116 W/kg = -9.36 dBW/kg

n71 ANT 1

Frequency: 680.5 MHz; Duty Cycle: 1:1; Room Ambient Temperature: 24.0°C; Liquid Temperature: 23.0°C
 Medium parameters used (interpolated): $f = 680.5$ MHz; $\sigma = 0.892$ S/m; $\epsilon_r = 42.419$; $\rho = 1000$ kg/m³

DASY5 Configuration:

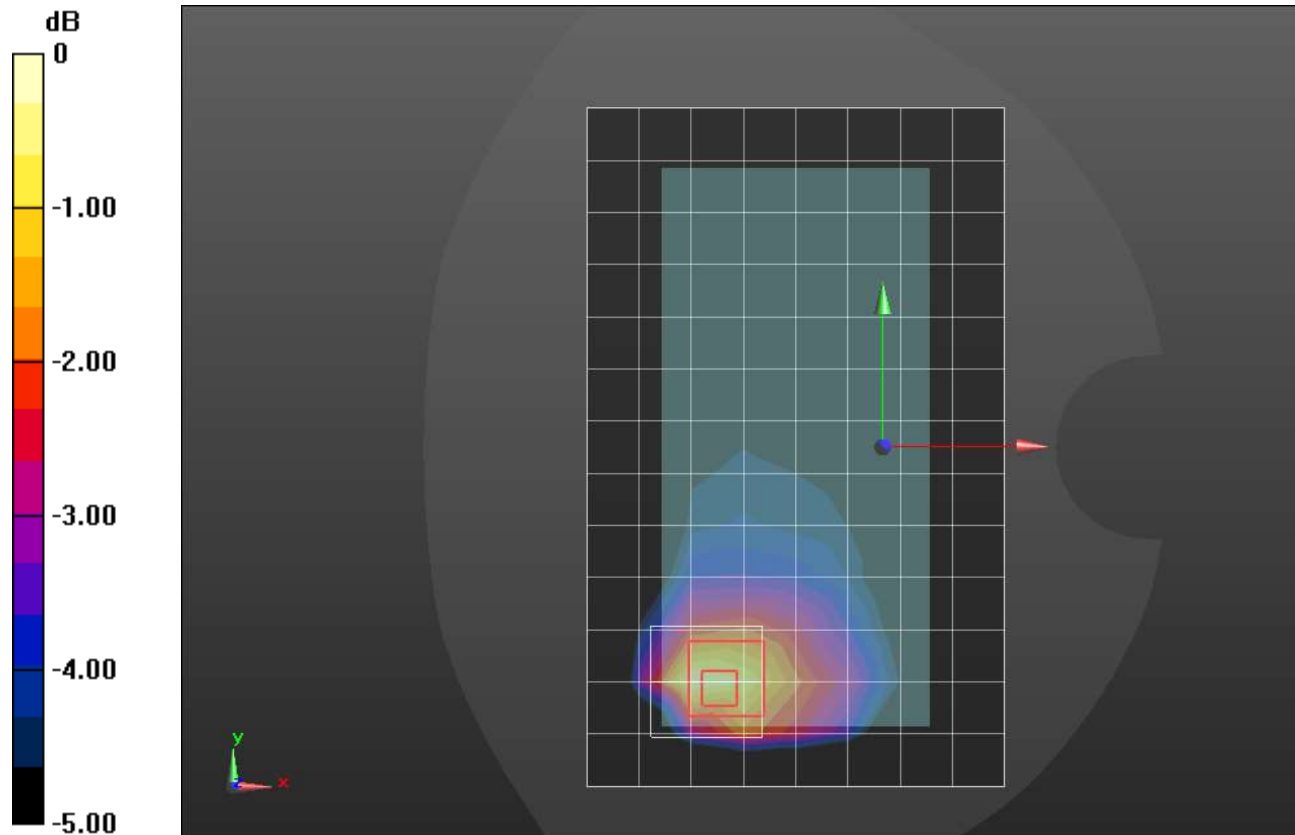
- Area Scan Setting: Find Secondary Maximum Within: 2.0 dB and with a peak SAR value greater than 0.0012W/kg
- Electronics: DAE4 Sn1261; Calibrated: 2/24/2021
- Probe: EX3DV4 - SN7581; ConvF(10.77, 10.77, 10.77) @ 680.5 MHz; Calibrated: 3/1/2021
- Sensor-Surface: 1.4mm (Mechanical Surface Detection)
- Phantom: Twin-SAM V8.0 (30deg probe tilt); Type: QD 000 P41 Ax; Serial: xxxx

Rear/QPSK RB 1,53 Ch 136100/Area Scan (9x14x1):

Measurement grid: dx=15mm, dy=15mm
 Info: [Interpolated medium parameters used for SAR evaluation.](#)
 Maximum value of SAR (measured) = 0.415 W/kg

Rear/QPSK RB 1,53 Ch 136100/Zoom Scan (5x5x7)/Cube 0:

Measurement grid: dx=8mm, dy=8mm, dz=5mm
 Reference Value = 21.60 V/m; Power Drift = -0.05 dB
 Peak SAR (extrapolated) = 0.592 W/kg
SAR(1 g) = 0.300 W/kg; SAR(10 g) = 0.183 W/kg
 Smallest distance from peaks to all points 3 dB below = 10.7 mm
 Ratio of SAR at M2 to SAR at M1 = 49%
 Info: [Interpolated medium parameters used for SAR evaluation.](#)
 Maximum value of SAR (measured) = 0.439 W/kg



0 dB = 0.439 W/kg = -3.58 dBW/kg

n71 ANT 1

Frequency: 680.5 MHz; Duty Cycle: 1:1; Room Ambient Temperature: 24.0°C; Liquid Temperature: 23.0°C
 Medium parameters used (interpolated): $f = 680.5$ MHz; $\sigma = 0.892$ S/m; $\epsilon_r = 42.419$; $\rho = 1000$ kg/m³

DASY5 Configuration:

- Area Scan Setting: Find Secondary Maximum Within: 2.0 dB and with a peak SAR value greater than 0.0012W/kg
- Electronics: DAE4 Sn1261; Calibrated: 2/24/2021
- Probe: EX3DV4 - SN7581; ConvF(10.77, 10.77, 10.77) @ 680.5 MHz; Calibrated: 3/1/2021
- Sensor-Surface: 1.4mm (Mechanical Surface Detection)
- Phantom: Twin-SAM V8.0 (30deg probe tilt); Type: QD 000 P41 Ax; Serial: xxxx

Edge 2/QPSK RB 1,53 Ch 136100/Area Scan (7x14x1): Measurement grid: dx=15mm, dy=15mm

[Info: Interpolated medium parameters used for SAR evaluation.](#)

Maximum value of SAR (measured) = 0.354 W/kg

Edge 2/QPSK RB 1,53 Ch 136100/Zoom Scan (5x5x7)/Cube 0: Measurement grid: dx=8mm, dy=8mm, dz=5mm

Reference Value = 19.37 V/m; Power Drift = -0.11 dB

Peak SAR (extrapolated) = 0.512 W/kg

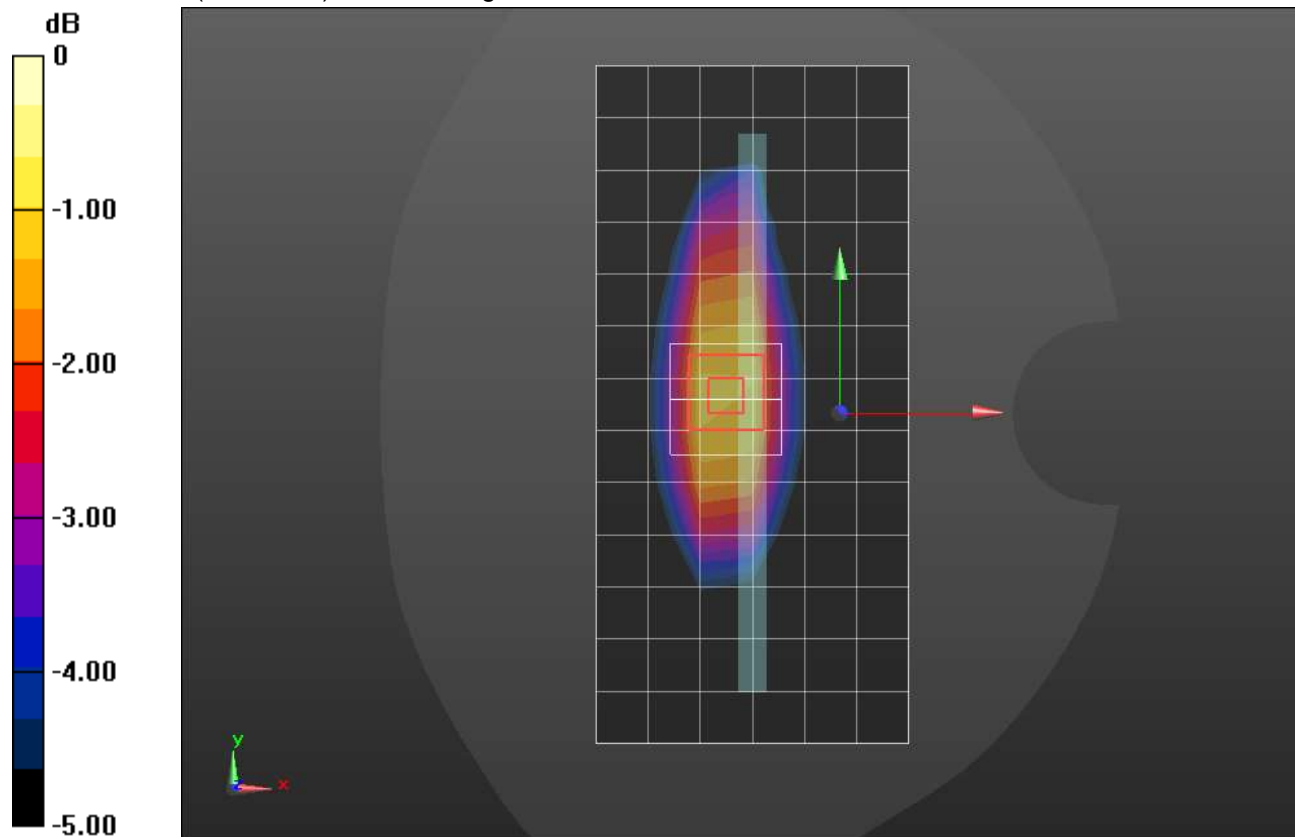
SAR(1 g) = 0.313 W/kg; SAR(10 g) = 0.200 W/kg

Smallest distance from peaks to all points 3 dB below = 17.9 mm

Ratio of SAR at M2 to SAR at M1 = 60.7%

[Info: Interpolated medium parameters used for SAR evaluation.](#)

Maximum value of SAR (measured) = 0.442 W/kg



0 dB = 0.442 W/kg = -3.55 dBW/kg

n71 ANT 2

Frequency: 680.5 MHz; Duty Cycle: 1:1; Room Ambient Temperature: 24.0°C; Liquid Temperature: 23.0°C
 Medium parameters used (interpolated): $f = 680.5$ MHz; $\sigma = 0.892$ S/m; $\epsilon_r = 42.419$; $\rho = 1000$ kg/m³

DASY5 Configuration:

- Area Scan Setting: Find Secondary Maximum Within: 2.0 dB and with a peak SAR value greater than 0.0012W/kg
- Electronics: DAE4 Sn1261; Calibrated: 2/24/2021
- Probe: EX3DV4 - SN7581; ConvF(10.77, 10.77, 10.77) @ 680.5 MHz; Calibrated: 3/1/2021
- Sensor-Surface: 1.4mm (Mechanical Surface Detection)
- Phantom: Twin-SAM V8.0 (30deg probe tilt); Type: QD 000 P41 Ax; Serial: xxxx

RHS/Tilt_QPSK RB 1,53 Ch 136100/Area Scan (9x14x1): Measurement grid: dx=15mm, dy=15mm

[Info: Interpolated medium parameters used for SAR evaluation.](#)

Maximum value of SAR (measured) = 0.419 W/kg

RHS/Tilt_QPSK RB 1,53 Ch 136100/Zoom Scan (7x7x7)/Cube 0: Measurement grid: dx=8mm, dy=8mm, dz=5mm

Reference Value = 19.74 V/m; Power Drift = 0.17 dB

Peak SAR (extrapolated) = 1.03 W/kg

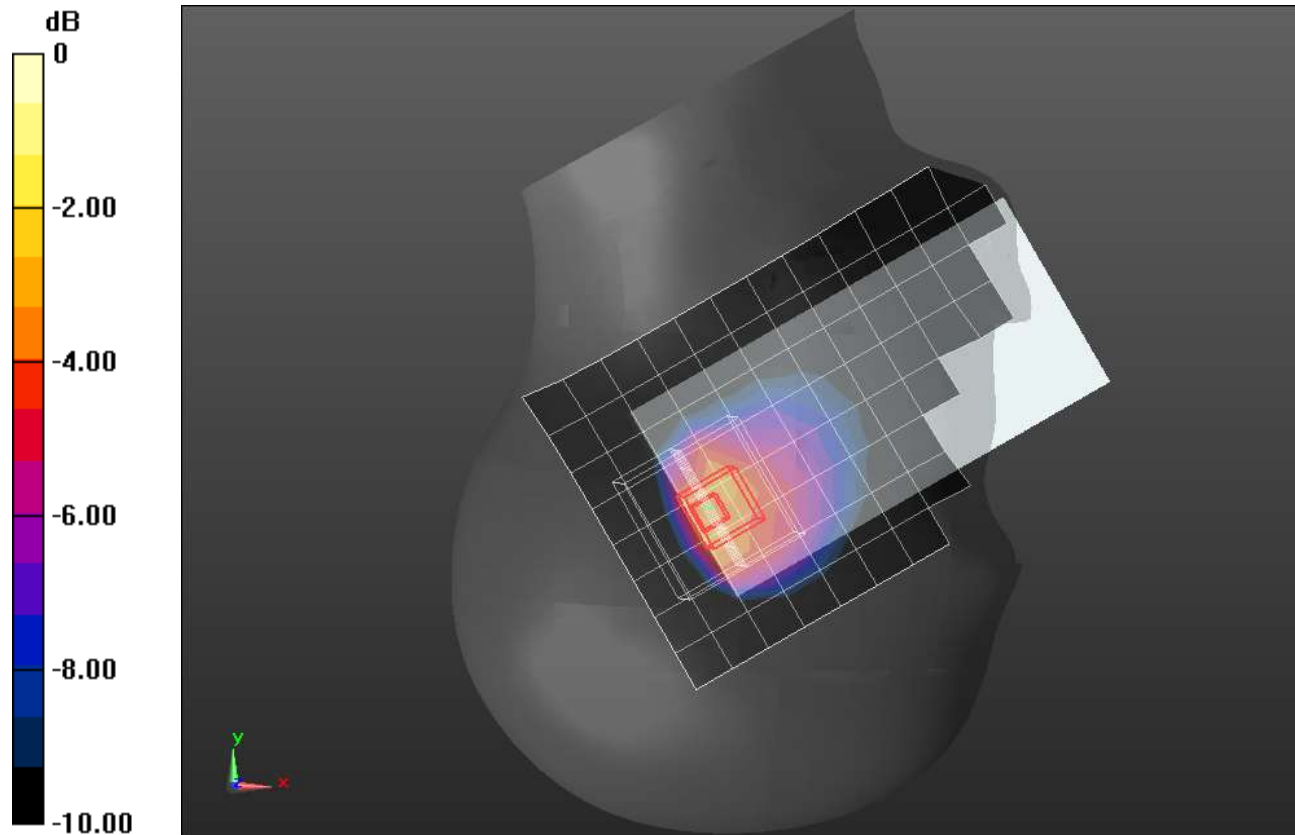
SAR(1 g) = 0.392 W/kg; SAR(10 g) = 0.202 W/kg

Smallest distance from peaks to all points 3 dB below = 8 mm

Ratio of SAR at M2 to SAR at M1 = 36.4%

[Info: Interpolated medium parameters used for SAR evaluation.](#)

Maximum value of SAR (measured) = 0.758 W/kg



0 dB = 0.758 W/kg = -1.20 dBW/kg

n71 ANT 2

Frequency: 680.5 MHz; Duty Cycle: 1:1; Room Ambient Temperature: 24.0°C; Liquid Temperature: 23.0°C
 Medium parameters used (interpolated): $f = 680.5$ MHz; $\sigma = 0.892$ S/m; $\epsilon_r = 42.419$; $\rho = 1000$ kg/m³

DASY5 Configuration:

- Area Scan Setting: Find Secondary Maximum Within: 2.0 dB and with a peak SAR value greater than 0.0012W/kg
- Electronics: DAE4 Sn1261; Calibrated: 2/24/2021
- Probe: EX3DV4 - SN7581; ConvF(10.77, 10.77, 10.77) @ 680.5 MHz; Calibrated: 3/1/2021
- Sensor-Surface: 1.4mm (Mechanical Surface Detection)
- Phantom: Twin-SAM V8.0 (30deg probe tilt); Type: QD 000 P41 Ax; Serial: xxxx

Rear/QPSK RB 1,53 Ch 136100/Area Scan (9x14x1): Measurement grid: dx=15mm, dy=15mm

[Info: Interpolated medium parameters used for SAR evaluation.](#)

Maximum value of SAR (measured) = 0.624 W/kg

Rear/QPSK RB 1,53 Ch 136100/Zoom Scan (5x5x7)/Cube 0: Measurement grid: dx=8mm, dy=8mm, dz=5mm

Reference Value = 23.44 V/m; Power Drift = -0.02 dB

Peak SAR (extrapolated) = 0.860 W/kg

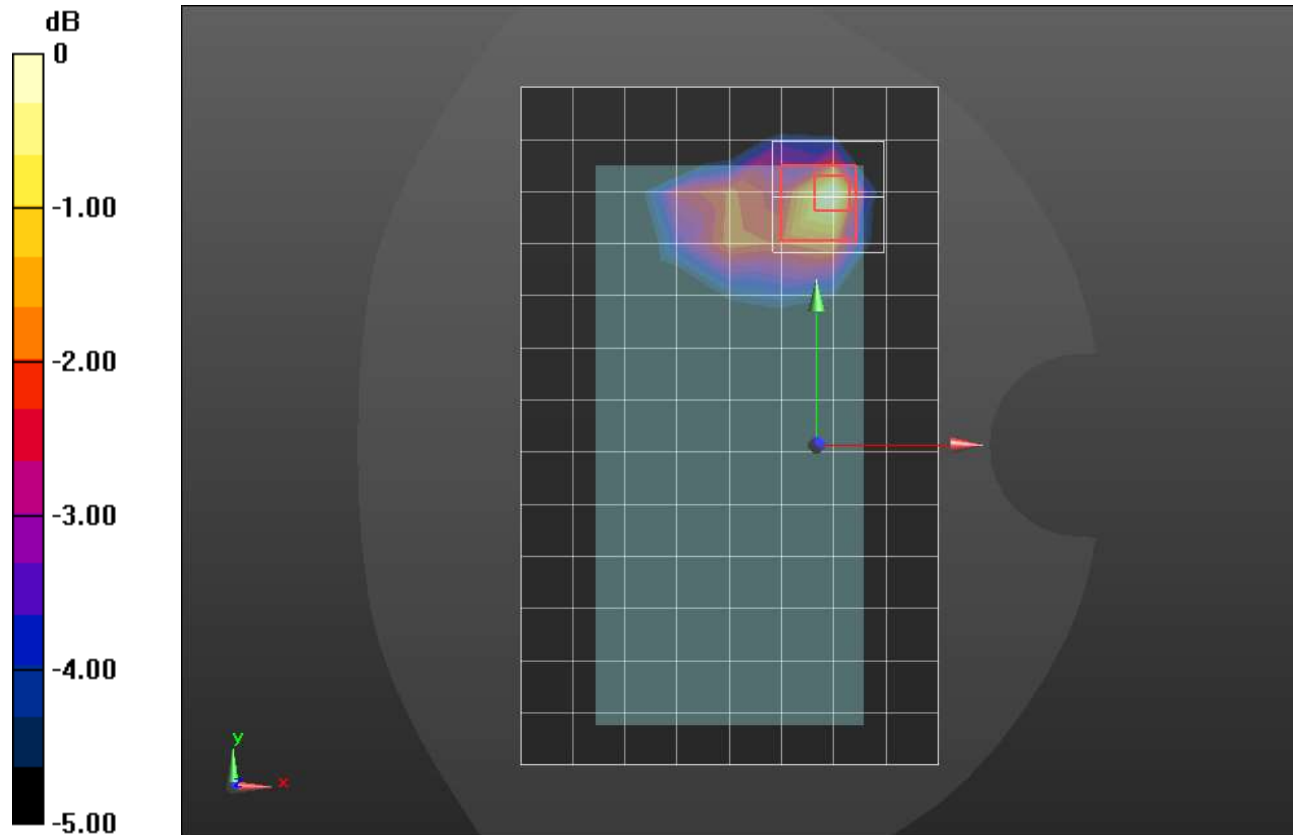
SAR(1 g) = 0.359 W/kg; SAR(10 g) = 0.192 W/kg

Smallest distance from peaks to all points 3 dB below = 9.1 mm

Ratio of SAR at M2 to SAR at M1 = 44.6%

[Info: Interpolated medium parameters used for SAR evaluation.](#)

Maximum value of SAR (measured) = 0.594 W/kg



0 dB = 0.594 W/kg = -2.26 dBW/kg

n77 ANT 7 Block A

Frequency: 3499.98 MHz; Duty Cycle: 1:1; Room Ambient Temperature: 24.0°C; Liquid Temperature: 23.0°C
 Medium parameters used: $f = 3500$ MHz; $\sigma = 2.936$ S/m; $\epsilon_r = 38.953$; $\rho = 1000$ kg/m³

DASY5 Configuration:

- Area Scan Setting: Find Secondary Maximum Within: 2.0 dB and with a peak SAR value greater than 0.0012W/kg
- Electronics: DAE4 Sn1548; Calibrated: 2/22/2021
- Probe: EX3DV4 - SN7585; ConvF(6.94, 6.94, 6.94) @ 3499.98 MHz; Calibrated: 4/27/2021
- Sensor-Surface: 2.5mm (Mechanical Surface Detection)
- Phantom: Twin-SAM V5.0 (30deg probe tilt); Type: QD 000 P40 CD; Serial: 1740

LHS/Touch_QPSK RB 135,69 ch 633332/Area Scan (11x18x1): Measurement grid: dx=12mm, dy=12mm
 Maximum value of SAR (measured) = 0.316 W/kg

LHS/Touch_QPSK RB 135,69 ch 633332/Zoom Scan (7x7x8)/Cube 0: Measurement grid: dx=5mm, dy=5mm, dz=4mm

Reference Value = 10.40 V/m; Power Drift = -0.18 dB

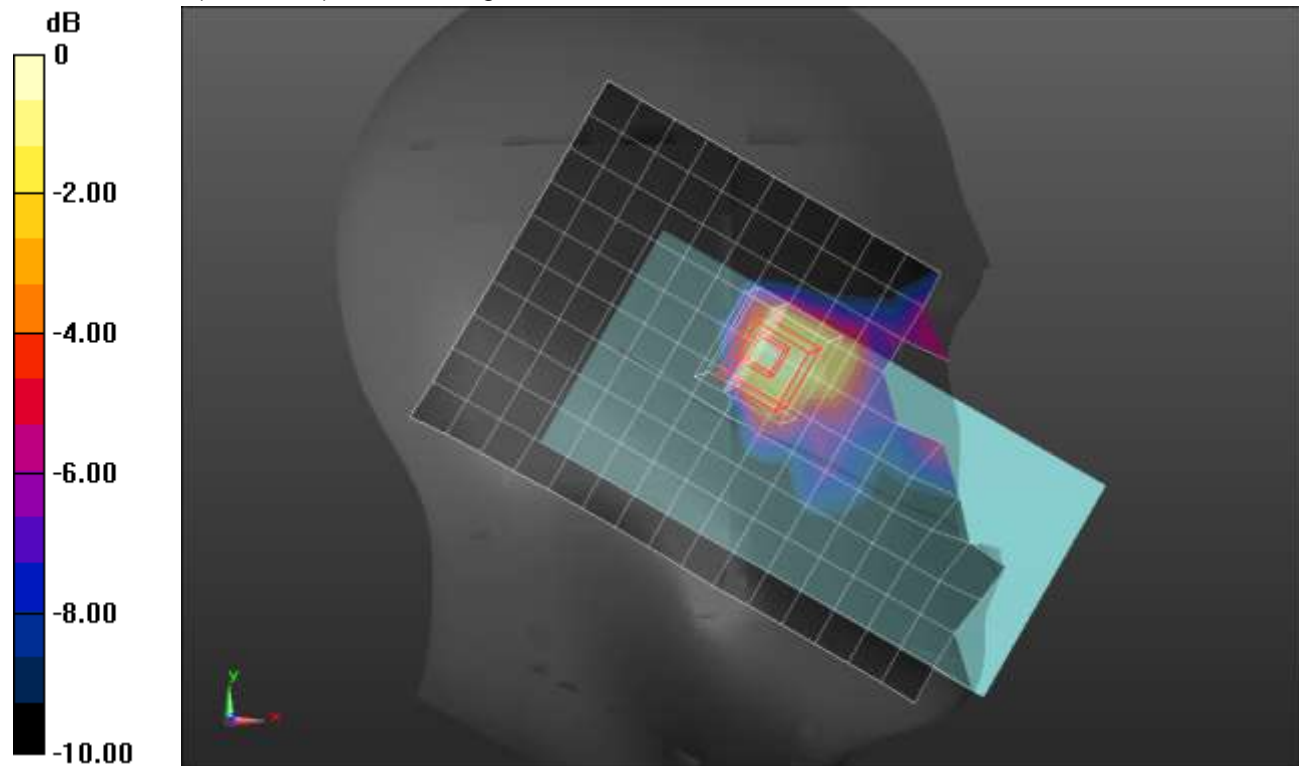
Peak SAR (extrapolated) = 0.512 W/kg

SAR(1 g) = 0.234 W/kg; SAR(10 g) = 0.106 W/kg

Smallest distance from peaks to all points 3 dB below = 9.8 mm

Ratio of SAR at M2 to SAR at M1 = 54.2%

Maximum value of SAR (measured) = 0.336 W/kg



0 dB = 0.336 W/kg = -4.74 dBW/kg

n77 ANT 7 Block A

Frequency: 3499.98 MHz; Duty Cycle: 1:1; Room Ambient Temperature: 24.0°C; Liquid Temperature: 23.0°C
 Medium parameters used: $f = 3500$ MHz; $\sigma = 2.936$ S/m; $\epsilon_r = 38.953$; $\rho = 1000$ kg/m³

DASY5 Configuration:

- Area Scan Setting: Find Secondary Maximum Within: 2.0 dB and with a peak SAR value greater than 0.0012W/kg
- Electronics: DAE4 Sn1548; Calibrated: 2/22/2021
- Probe: EX3DV4 - SN7585; ConvF(6.94, 6.94, 6.94) @ 3499.98 MHz; Calibrated: 4/27/2021
- Sensor-Surface: 2.5mm (Mechanical Surface Detection (Locations From Previous Scan Used)), Sensor-Surface: 2.5mm (Mechanical Surface Detection)
- Phantom: Twin-SAM V5.0 (30deg probe tilt); Type: QD 000 P40 CD; Serial: 1740

Rear/QPSK RB 135,69 ch 633332/Area Scan (11x17x1): Measurement grid: dx=12mm, dy=12mm
 Maximum value of SAR (measured) = 1.27 W/kg

Rear/QPSK RB 135,69 ch 633332/Zoom Scan (7x7x8)/Cube 0: Measurement grid: dx=5mm, dy=5mm, dz=4mm

Reference Value = 21.70 V/m; Power Drift = 0.05 dB

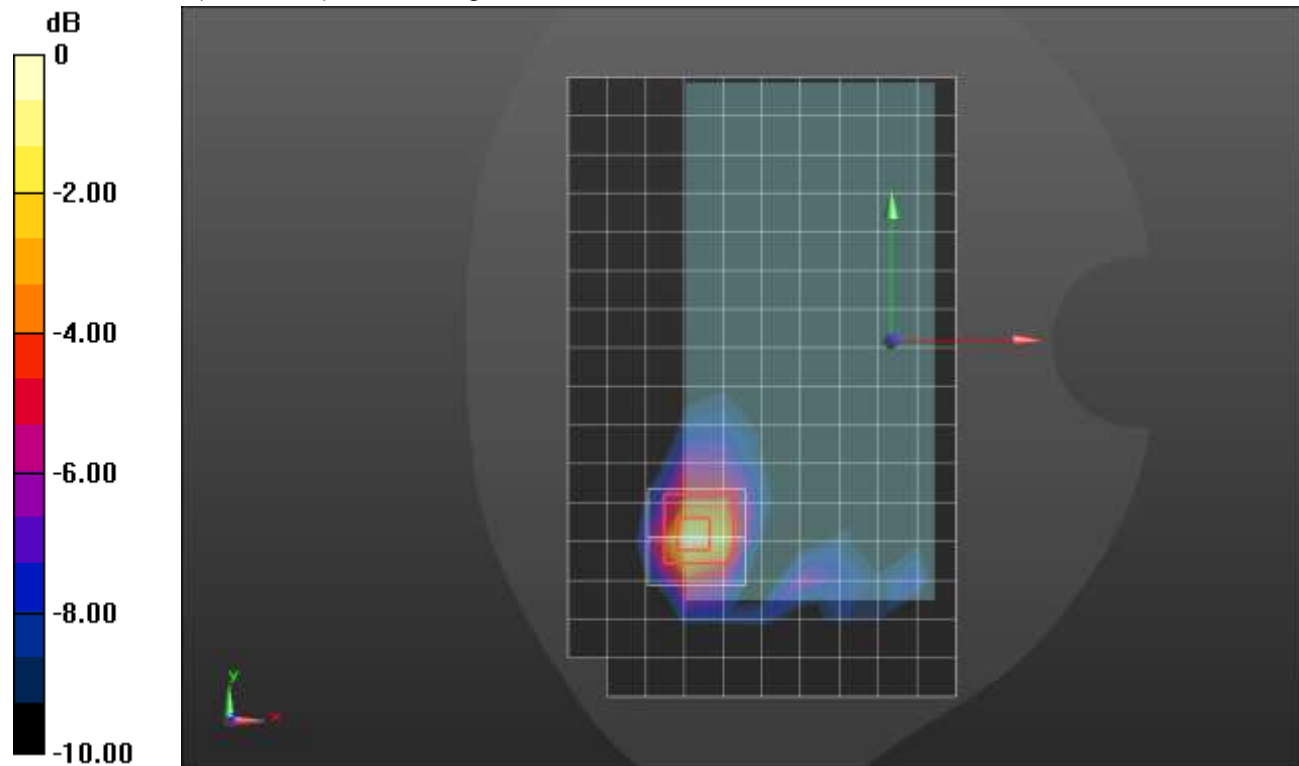
Peak SAR (extrapolated) = 2.30 W/kg

SAR(1 g) = 0.823 W/kg; SAR(10 g) = 0.312 W/kg

Smallest distance from peaks to all points 3 dB below = 8 mm

Ratio of SAR at M2 to SAR at M1 = 45.4%

Maximum value of SAR (measured) = 1.33 W/kg



0 dB = 1.33 W/kg = 1.24 dBW/kg

n77 ANT 8 Block A

Frequency: 3499.98 MHz; Duty Cycle: 1:1; Room Ambient Temperature: 24.0°C; Liquid Temperature: 23.0°C
 Medium parameters used: $f = 3500$ MHz; $\sigma = 2.781$ S/m; $\epsilon_r = 39.46$; $\rho = 1000$ kg/m³

DASY5 Configuration:

- Area Scan Setting: Find Secondary Maximum Within: 2.0 dB and with a peak SAR value greater than 0.0012W/kg
- Electronics: DAE4 Sn1439; Calibrated: 7/16/2020
- Probe: EX3DV4 - SN3929; ConvF(6.55, 6.55, 6.55) @ 3499.98 MHz; Calibrated: 3/19/2021
- Sensor-Surface: 2.5mm (Mechanical Surface Detection (Locations From Previous Scan Used)), Sensor-Surface: 2.5mm (Mechanical Surface Detection)
- Phantom: Twin-SAM V8.0 (20deg probe tilt); Type: QD 000 P41 AA; Serial: 1956

RHS/Touch_QPSK RB 135,69 ch 633332/Area Scan (11x18x1): Measurement grid: dx=12mm, dy=12mm

Maximum value of SAR (measured) = 1.02 W/kg

RHS/Touch_QPSK RB 135,69 ch 633332/Zoom Scan (7x7x8)/Cube 0: Measurement grid:

dx=5mm, dy=5mm, dz=4mm

Reference Value = 20.56 V/m; Power Drift = 0.06 dB

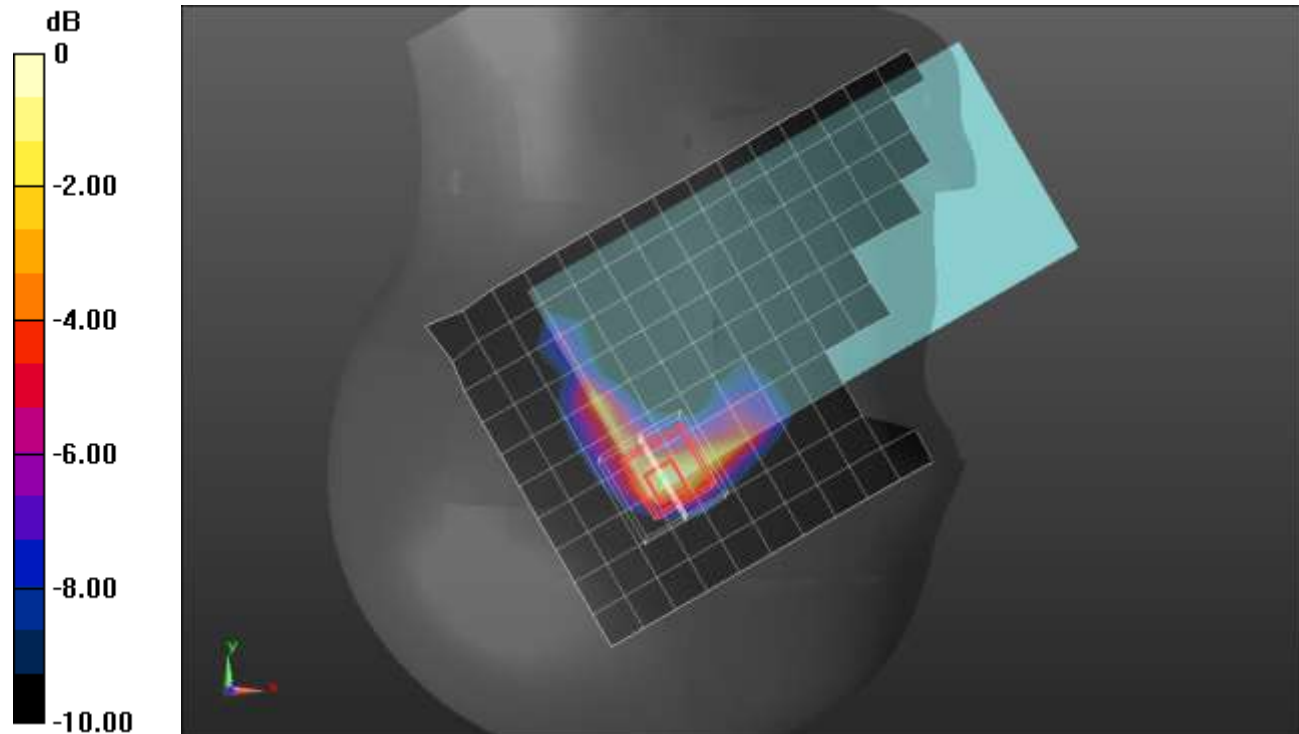
Peak SAR (extrapolated) = 1.97 W/kg

SAR(1 g) = 0.670 W/kg; SAR(10 g) = 0.252 W/kg

Smallest distance from peaks to all points 3 dB below = 6.3 mm

Ratio of SAR at M2 to SAR at M1 = 43.2%

Maximum value of SAR (measured) = 1.08 W/kg



0 dB = 1.08 W/kg = 0.33 dBW/kg

n77 ANT 8 Block A

Frequency: 3499.98 MHz; Duty Cycle: 1:1; Room Ambient Temperature: 24.0°C; Liquid Temperature: 23.0°C
 Medium parameters used: $f = 3500$ MHz; $\sigma = 2.781$ S/m; $\epsilon_r = 39.46$; $\rho = 1000$ kg/m³

DASY5 Configuration:

- Area Scan Setting: Find Secondary Maximum Within: 2.0 dB and with a peak SAR value greater than 0.0012W/kg
- Electronics: DAE4 Sn1439; Calibrated: 7/16/2020
- Probe: EX3DV4 - SN3929; ConvF(6.55, 6.55, 6.55) @ 3499.98 MHz; Calibrated: 3/19/2021
- Sensor-Surface: 2.5mm (Mechanical Surface Detection)
- Phantom: Twin-SAM V8.0 (20deg probe tilt); Type: QD 000 P41 Ax; Serial: xxxx

Front/QPSK RB 1,137 ch 633332/Area Scan (12x17x1): Measurement grid: dx=12mm, dy=12mm
 Maximum value of SAR (measured) = 0.910 W/kg

Front/QPSK RB 1,137 ch 633332/Zoom Scan (7x7x8)/Cube 0: Measurement grid: dx=5mm, dy=5mm, dz=4mm

Reference Value = 19.17 V/m; Power Drift = 0.03 dB

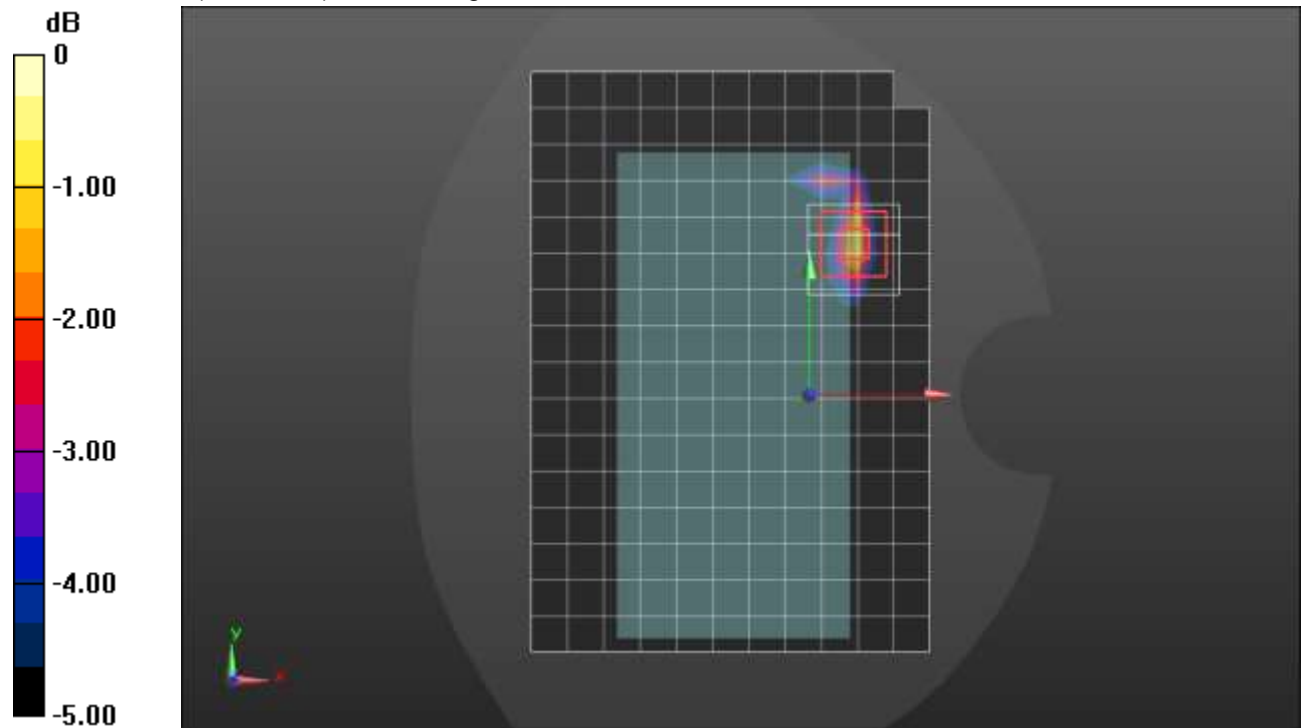
Peak SAR (extrapolated) = 1.72 W/kg

SAR(1 g) = 0.629 W/kg; SAR(10 g) = 0.237 W/kg

Smallest distance from peaks to all points 3 dB below = 7 mm

Ratio of SAR at M2 to SAR at M1 = 44.2%

Maximum value of SAR (measured) = 1.01 W/kg



0 dB = 1.01 W/kg = 0.04 dBW/kg

n77 ANT 9 Block A

Frequency: 3499.98 MHz; Duty Cycle: 1:1; Room Ambient Temperature: 24.0°C; Liquid Temperature: 23.0°C
 Medium parameters used: $f = 3500$ MHz; $\sigma = 2.827$ S/m; $\epsilon_r = 36.698$; $\rho = 1000$ kg/m³

DASY5 Configuration:

- Area Scan Setting: Find Secondary Maximum Within: 2.0 dB and with a peak SAR value greater than 0.0012W/kg
- Electronics: DAE4 Sn1248; Calibrated: 2/19/2021
- Probe: EX3DV4 - SN7582; ConvF(7.4, 7.4, 7.4) @ 3499.98 MHz; Calibrated: 3/1/2021
- Sensor-Surface: 2.5mm (Mechanical Surface Detection (Locations From Previous Scan Used)), Sensor-Surface: 2.5mm (Mechanical Surface Detection)
- Phantom: Twin-SAM V8.0 (20deg probe tilt); Type: QD 000 P41 Ax; Serial: xxxx

RHS/Touch_QPSK RB 1,137 ch 633332/Area Scan (11x18x1): Measurement grid: dx=12mm, dy=12mm

Maximum value of SAR (measured) = 0.107 W/kg

RHS/Touch_QPSK RB 1,137 ch 633332/Zoom Scan (7x7x8)/Cube 0: Measurement grid: dx=5mm, dy=5mm, dz=4mm

Reference Value = 6.722 V/m; Power Drift = 0.07 dB

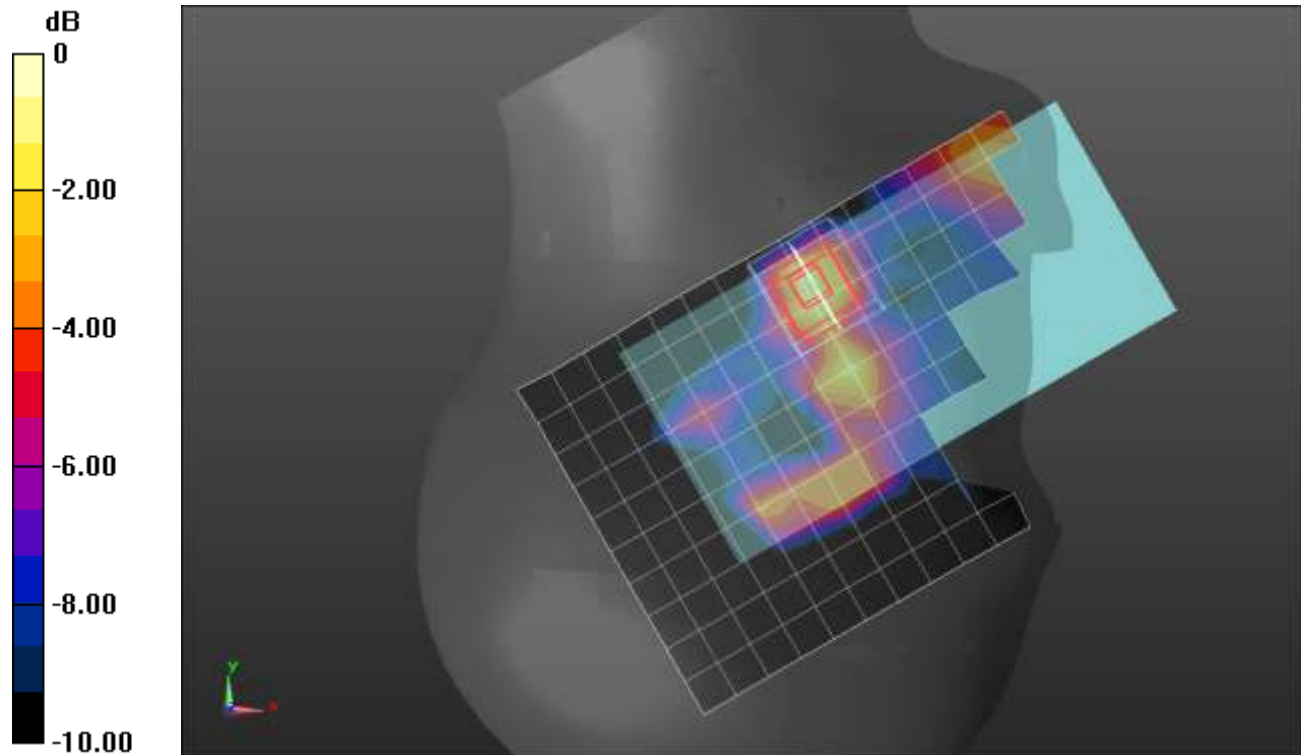
Peak SAR (extrapolated) = 0.187 W/kg

SAR(1 g) = 0.083 W/kg; SAR(10 g) = 0.033 W/kg

Smallest distance from peaks to all points 3 dB below = 9.3 mm

Ratio of SAR at M2 to SAR at M1 = 53.3%

Maximum value of SAR (measured) = 0.123 W/kg



0 dB = 0.123 W/kg = -9.10 dBW/kg

n77 ANT 9 Block A

Frequency: 3499.98 MHz; Duty Cycle: 1:1; Room Ambient Temperature: 24.0°C; Liquid Temperature: 23.0°C
 Medium parameters used: $f = 3500$ MHz; $\sigma = 2.894$ S/m; $\epsilon_r = 38.477$; $\rho = 1000$ kg/m³

DASY5 Configuration:

- Area Scan Setting: Find Secondary Maximum Within: 2.0 dB and with a peak SAR value greater than 0.0012W/kg
- Electronics: DAE4 Sn1248; Calibrated: 2/19/2021
- Probe: EX3DV4 - SN7582; ConvF(7.4, 7.4, 7.4) @ 3499.98 MHz; Calibrated: 3/1/2021
- Sensor-Surface: 2.5mm (Mechanical Surface Detection)
- Phantom: Twin-SAM V8.0 (20deg probe tilt); Type: QD 000 P41 Ax; Serial: xxxx

Front/QPSK RB 270,0 ch 633332/Area Scan (10x17x1): Measurement grid: dx=12mm, dy=12mm
 Maximum value of SAR (measured) = 1.16 W/kg

Front/QPSK RB 270,0 ch 633332/Zoom Scan (7x7x8)/Cube 0: Measurement grid: dx=5mm, dy=5mm, dz=4mm

Reference Value = 20.13 V/m; Power Drift = 0.09 dB

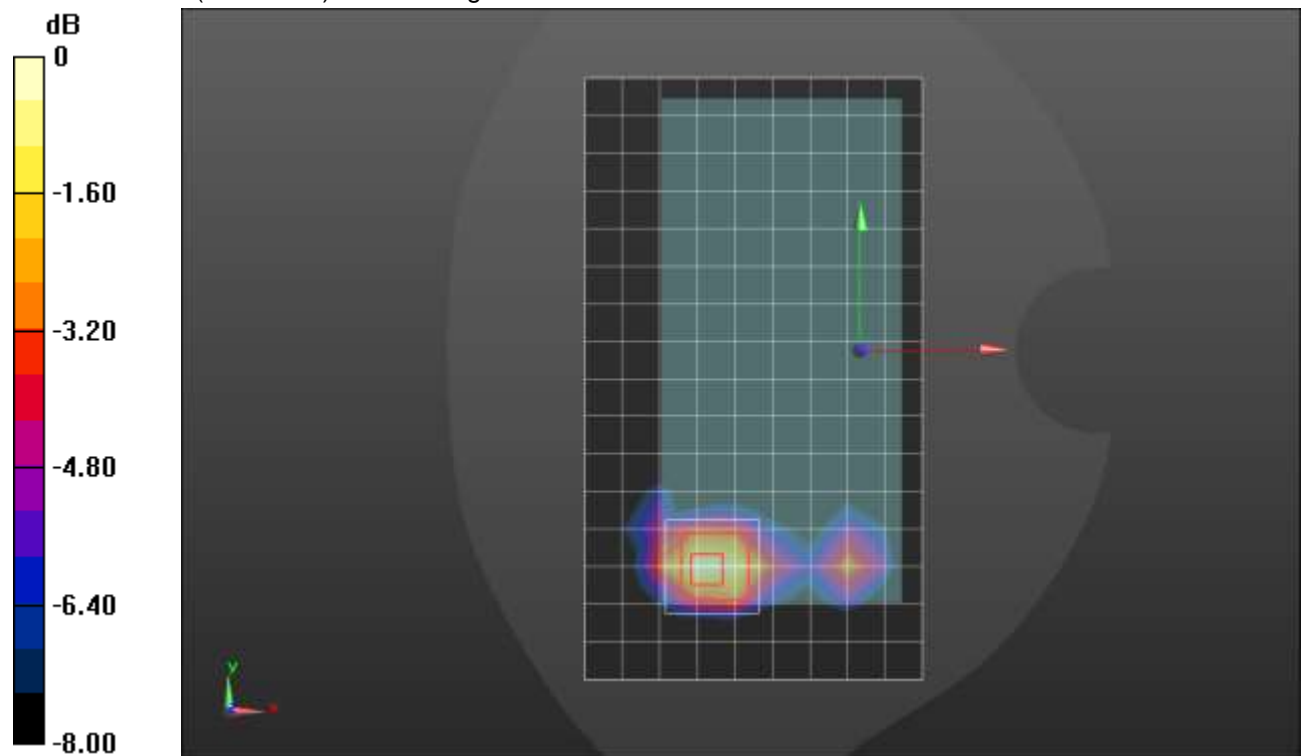
Peak SAR (extrapolated) = 1.83 W/kg

SAR(1 g) = 0.821 W/kg; SAR(10 g) = 0.360 W/kg

Smallest distance from peaks to all points 3 dB below = 8.9 mm

Ratio of SAR at M2 to SAR at M1 = 52.3%

Maximum value of SAR (measured) = 1.16 W/kg



0 dB = 1.16 W/kg = 0.64 dBW/kg

n77 ANT 4 Block A

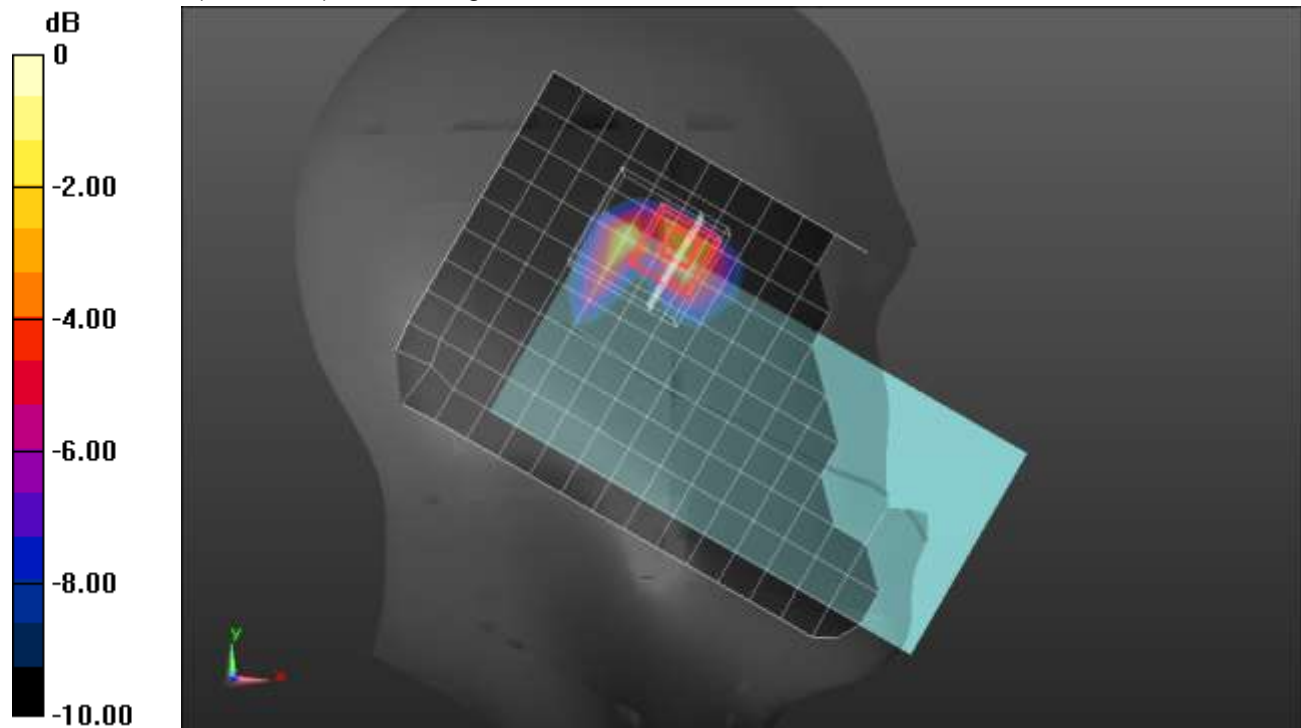
Frequency: 3499.98 MHz; Duty Cycle: 1:1; Room Ambient Temperature: 24.0°C; Liquid Temperature: 23.0°C
 Medium parameters used: $f = 3500$ MHz; $\sigma = 2.781$ S/m; $\epsilon_r = 39.46$; $\rho = 1000$ kg/m³

DASY5 Configuration:

- Area Scan Setting: Find Secondary Maximum Within: 2.0 dB and with a peak SAR value greater than 0.0012W/kg
- Electronics: DAE4 Sn1439; Calibrated: 7/16/2020
- Probe: EX3DV4 - SN3929; ConvF(6.55, 6.55, 6.55) @ 3499.98 MHz; Calibrated: 3/19/2021
- Sensor-Surface: 2.5mm (Mechanical Surface Detection)
- Phantom: Twin-SAM V8.0 (20deg probe tilt); Type: QD 000 P41 Ax; Serial: xxxx

LHS/Touch_QPSK RB 270,0 ch 633332/Area Scan (11x18x1): Measurement grid: dx=12mm, dy=12mm
 Maximum value of SAR (measured) = 1.05 W/kg

LHS/Touch_QPSK RB 270,0 ch 633332/Zoom Scan (8x9x8)/Cube 0: Measurement grid: dx=5mm, dy=5mm, dz=4mm
 Reference Value = 18.49 V/m; Power Drift = 0.04 dB
 Peak SAR (extrapolated) = 2.54 W/kg
SAR(1 g) = 0.828 W/kg; SAR(10 g) = 0.293 W/kg
 Smallest distance from peaks to all points 3 dB below = 5.5 mm
 Ratio of SAR at M2 to SAR at M1 = 41%
 Maximum value of SAR (measured) = 1.39 W/kg



0 dB = 1.39 W/kg = 1.43 dBW/kg

n77 ANT 4 Block A

Frequency: 3499.98 MHz; Duty Cycle: 1:1; Room Ambient Temperature: 24.0°C; Liquid Temperature: 23.0°C
 Medium parameters used: $f = 3500$ MHz; $\sigma = 2.845$ S/m; $\epsilon_r = 37.883$; $\rho = 1000$ kg/m³

DASY5 Configuration:

- Area Scan Setting: Find Secondary Maximum Within: 2.0 dB and with a peak SAR value greater than 0.0012W/kg
- Electronics: DAE4 Sn1248; Calibrated: 2/19/2021
- Probe: EX3DV4 - SN7582; ConvF(7.4, 7.4, 7.4) @ 3499.98 MHz; Calibrated: 3/1/2021
- Sensor-Surface: 2.5mm (Mechanical Surface Detection)
- Phantom: Twin-SAM V8.0 (20deg probe tilt); Type: QD 000 P41 Ax; Serial: xxxx

Rear/QPSK RB 1,137 ch 633332/Area Scan (11x17x1): Measurement grid: dx=12mm, dy=12mm
 Maximum value of SAR (measured) = 0.892 W/kg

Rear/QPSK RB 1,137 ch 633332/Zoom Scan (7x7x8)/Cube 0: Measurement grid: dx=5mm, dy=5mm, dz=4mm

Reference Value = 20.59 V/m; Power Drift = 0.03 dB

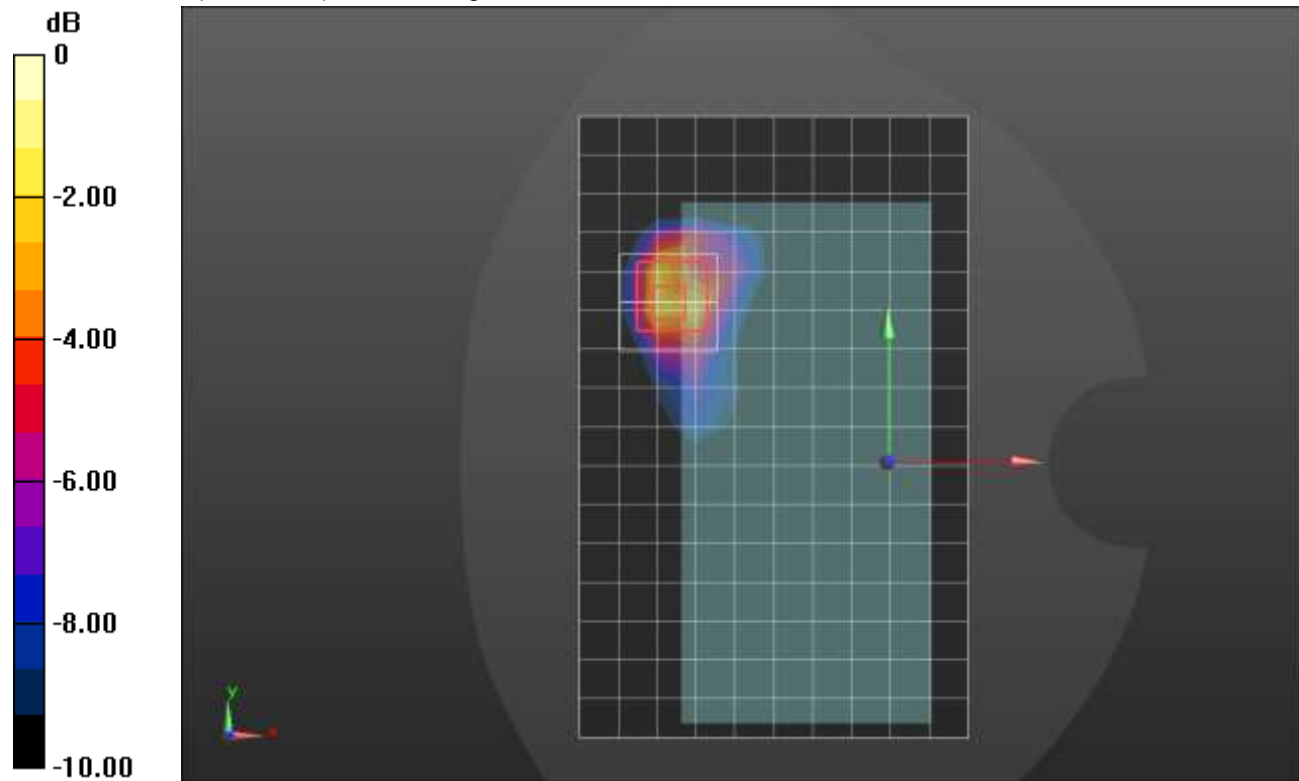
Peak SAR (extrapolated) = 1.96 W/kg

SAR(1 g) = 0.721 W/kg; SAR(10 g) = 0.276 W/kg

Smallest distance from peaks to all points 3 dB below = 7.3 mm

Ratio of SAR at M2 to SAR at M1 = 45.4%

Maximum value of SAR (measured) = 1.17 W/kg



0 dB = 1.17 W/kg = 0.68 dBW/kg

n77 ANT 4 Block A

Frequency: 3499.98 MHz; Duty Cycle: 1:1; Room Ambient Temperature: 24.0°C; Liquid Temperature: 23.0°C
 Medium parameters used: $f = 3500$ MHz; $\sigma = 2.781$ S/m; $\epsilon_r = 39.46$; $\rho = 1000$ kg/m³

DASY5 Configuration:

- Area Scan Setting: Find Secondary Maximum Within: 2.0 dB and with a peak SAR value greater than 0.0012W/kg
- Electronics: DAE4 Sn1439; Calibrated: 7/16/2020
- Probe: EX3DV4 - SN3929; ConvF(6.55, 6.55, 6.55) @ 3499.98 MHz; Calibrated: 3/19/2021
- Sensor-Surface: 2.5mm (Mechanical Surface Detection)
- Phantom: Twin-SAM V8.0 (20deg probe tilt); Type: QD 000 P41 Ax; Serial: xxxx

Edge 2/QPSK RB 135,69 ch 633332/Area Scan (8x18x1): Measurement grid: dx=12mm, dy=12mm
 Maximum value of SAR (measured) = 1.28 W/kg

Edge 2/QPSK RB 135,69 ch 633332/Zoom Scan (7x7x8)/Cube 0: Measurement grid: dx=5mm, dy=5mm, dz=4mm

Reference Value = 21.03 V/m; Power Drift = 0.17 dB

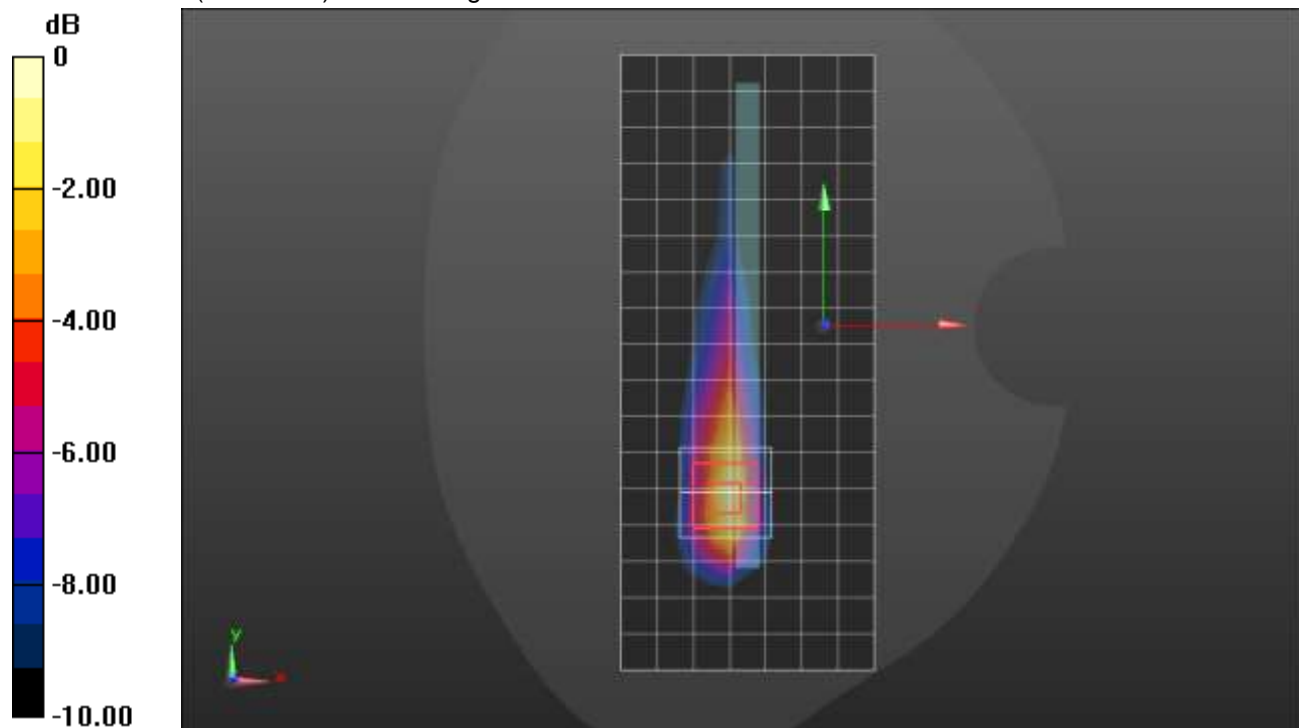
Peak SAR (extrapolated) = 2.10 W/kg

SAR(1 g) = 0.801 W/kg; SAR(10 g) = 0.308 W/kg

Smallest distance from peaks to all points 3 dB below = 7 mm

Ratio of SAR at M2 to SAR at M1 = 47.1%

Maximum value of SAR (measured) = 1.26 W/kg



0 dB = 1.26 W/kg = 1.00 dBW/kg

n77 ANT 7 Block C

Frequency: 3840 MHz; Duty Cycle: 1:1; Room Ambient Temperature: 24.0°C; Liquid Temperature: 23.0°C

Medium parameters used: $f = 3840$ MHz; $\sigma = 3.184$ S/m; $\epsilon_r = 35.975$; $\rho = 1000$ kg/m³

DASY5 Configuration:

- Area Scan Setting: Find Secondary Maximum Within: 2.0 dB and with a peak SAR value greater than 0.0012W/kg
- Electronics: DAE4 Sn1248; Calibrated: 2/19/2021
- Probe: EX3DV4 - SN7582; ConvF(7.01, 7.01, 7.01) @ 3840 MHz; Calibrated: 3/1/2021
- Sensor-Surface: 2.5mm (Mechanical Surface Detection)
- Phantom: Twin-SAM V8.0 (20deg probe tilt); Type: QD 000 P41 Ax; Serial: xxxx

RHS/Touch_QPSK RB 1,137 ch 656000/Area Scan (11x18x1): Measurement grid: dx=12mm, dy=12mm

Maximum value of SAR (measured) = 0.334 W/kg

RHS/Touch_QPSK RB 1,137 ch 656000/Zoom Scan (7x7x8)/Cube 0: Measurement grid: dx=5mm, dy=5mm, dz=4mm

Reference Value = 11.49 V/m; Power Drift = 0.09 dB

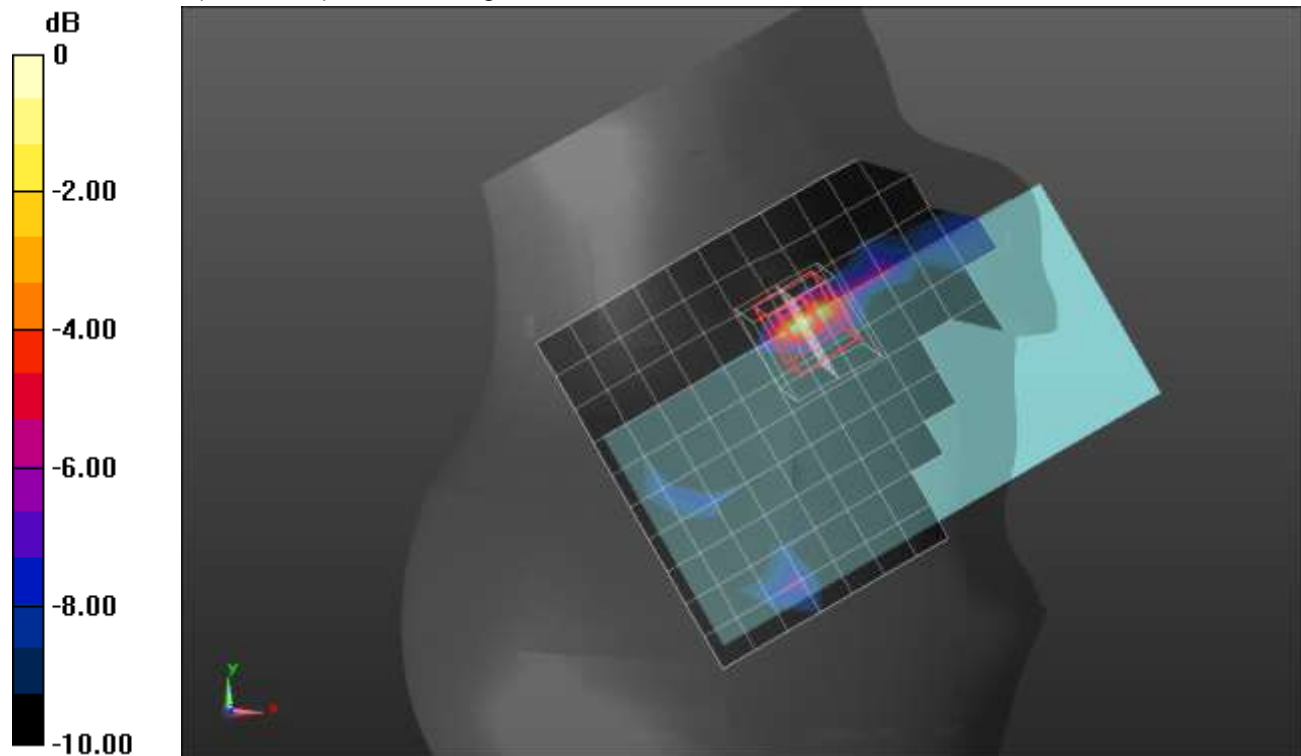
Peak SAR (extrapolated) = 0.630 W/kg

SAR(1 g) = 0.223 W/kg; SAR(10 g) = 0.065 W/kg

Smallest distance from peaks to all points 3 dB below = 5.1 mm

Ratio of SAR at M2 to SAR at M1 = 45.8%

Maximum value of SAR (measured) = 0.394 W/kg



0 dB = 0.394 W/kg = -4.05 dBW/kg

n77 ANT 7 Block C

Frequency: 3840 MHz; Duty Cycle: 1:1; Room Ambient Temperature: 24.0°C; Liquid Temperature: 23.0°C

Medium parameters used: $f = 3840$ MHz; $\sigma = 3.184$ S/m; $\epsilon_r = 35.975$; $\rho = 1000$ kg/m³

DASY5 Configuration:

- Area Scan Setting: Find Secondary Maximum Within: 2.0 dB and with a peak SAR value greater than 0.0012W/kg
- Electronics: DAE4 Sn1248; Calibrated: 2/19/2021
- Probe: EX3DV4 - SN7582; ConvF(7.01, 7.01, 7.01) @ 3840 MHz; Calibrated: 3/1/2021
- Sensor-Surface: 2.5mm (Mechanical Surface Detection)
- Phantom: Twin-SAM V8.0 (20deg probe tilt); Type: QD 000 P41 Ax; Serial: xxxx

Front/QPSK RB 1,137 ch 656000/Area Scan (11x18x1): Measurement grid: dx=12mm, dy=12mm

Maximum value of SAR (measured) = 0.730 W/kg

Front/QPSK RB 1,137 ch 656000/Zoom Scan (7x7x8)/Cube 0: Measurement grid: dx=5mm, dy=5mm, dz=4mm

Reference Value = 15.96 V/m; Power Drift = 0.04 dB

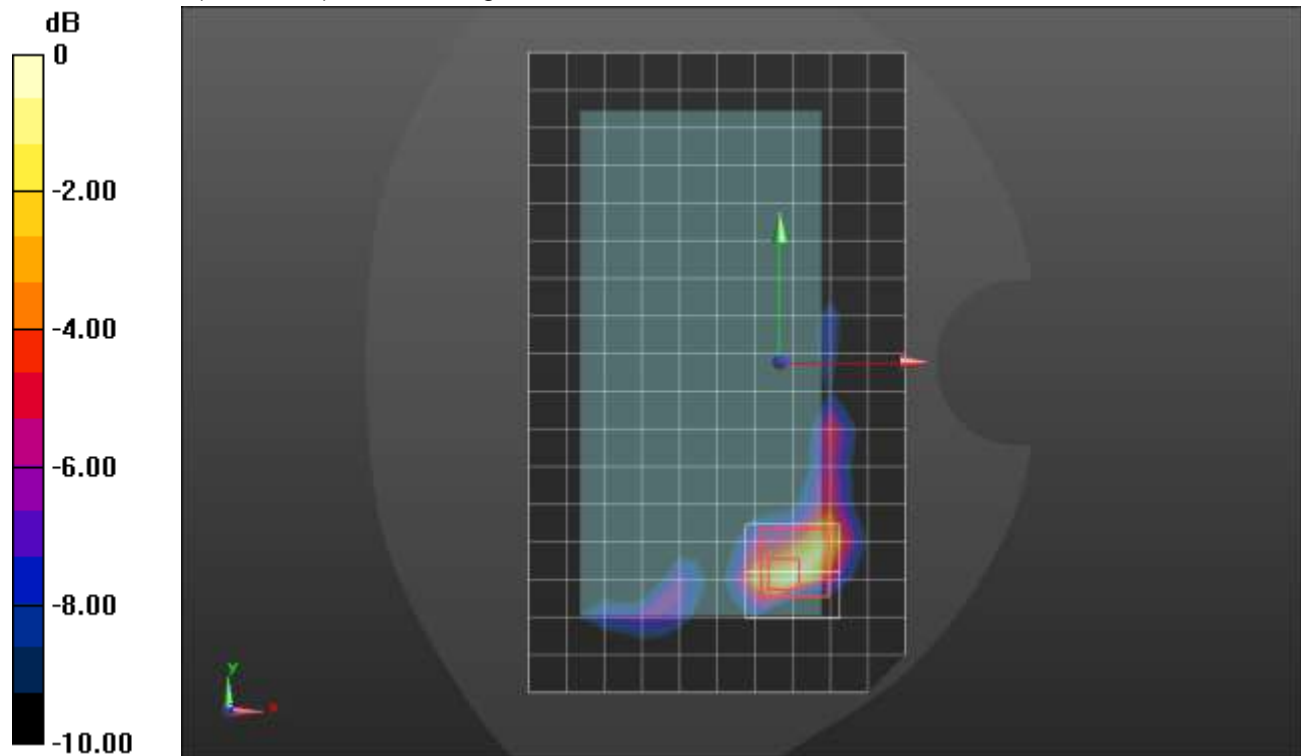
Peak SAR (extrapolated) = 1.29 W/kg

SAR(1 g) = 0.482 W/kg; SAR(10 g) = 0.169 W/kg

Smallest distance from peaks to all points 3 dB below = 5 mm

Ratio of SAR at M2 to SAR at M1 = 48.7%

Maximum value of SAR (measured) = 0.750 W/kg



0 dB = 0.750 W/kg = -1.25 dBW/kg

n77 ANT 8 Block C

Frequency: 3840 MHz; Duty Cycle: 1:1; Room Ambient Temperature: 24.0°C; Liquid Temperature: 23.0°C

Medium parameters used: $f = 3840$ MHz; $\sigma = 3.33$ S/m; $\epsilon_r = 37.035$; $\rho = 1000$ kg/m³

DASY5 Configuration:

- Area Scan Setting: Find Secondary Maximum Within: 2.0 dB and with a peak SAR value greater than 0.0012W/kg
- Electronics: DAE4 Sn1259; Calibrated: 7/16/2020
- Probe: EX3DV4 - SN3990; ConvF(6.9, 6.9, 6.9) @ 3840 MHz; Calibrated: 2/5/2021
- Sensor-Surface: 2.5mm (Mechanical Surface Detection (Locations From Previous Scan Used)), Sensor-Surface: 2.5mm (Mechanical Surface Detection)
- Phantom: Twin-SAM V8.0 (20deg probe tilt); Type: QD 000 P41 AA; Serial: 1956

RHS/Touch_QPSK RB 135,69 ch 656000/Area Scan (11x18x1): Measurement grid: dx=12mm, dy=12mm

Maximum value of SAR (measured) = 1.53 W/kg

RHS/Touch_QPSK RB 135,69 ch 656000/Zoom Scan (7x7x8)/Cube 0: Measurement grid:

dx=5mm, dy=5mm, dz=4mm

Reference Value = 21.91 V/m; Power Drift = 0.04 dB

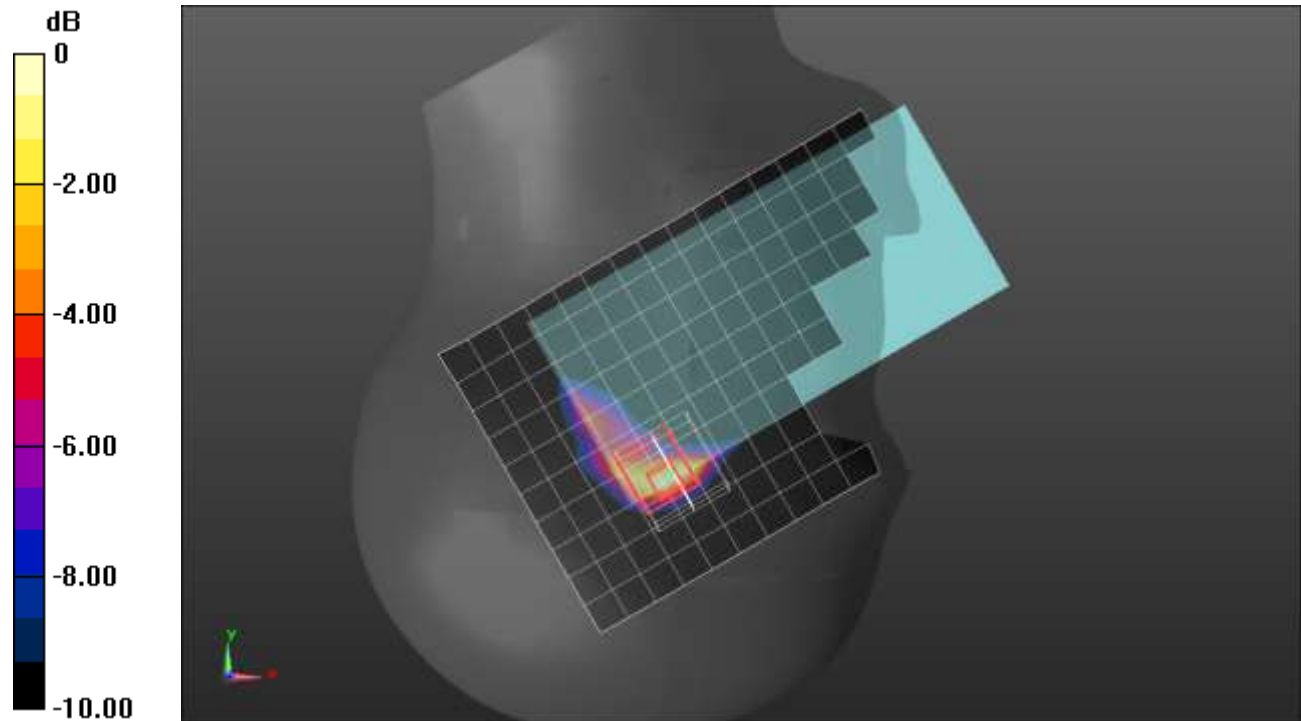
Peak SAR (extrapolated) = 2.85 W/kg

SAR(1 g) = 0.819 W/kg; SAR(10 g) = 0.284 W/kg

Smallest distance from peaks to all points 3 dB below = 4 mm

Ratio of SAR at M2 to SAR at M1 = 37.1%

Maximum value of SAR (measured) = 1.53 W/kg



0 dB = 1.53 W/kg = 1.85 dBW/kg

n77 ANT 8 Block C

Frequency: 3840 MHz; Duty Cycle: 1:1; Room Ambient Temperature: 24.0°C; Liquid Temperature: 23.0°C

Medium parameters used: $f = 3840 \text{ MHz}$; $\sigma = 3.33 \text{ S/m}$; $\epsilon_r = 37.035$; $\rho = 1000 \text{ kg/m}^3$

DASY5 Configuration:

- Area Scan Setting: Find Secondary Maximum Within: 2.0 dB and with a peak SAR value greater than 0.0012W/kg
- Electronics: DAE4 Sn1259; Calibrated: 7/16/2020
- Probe: EX3DV4 - SN3990; ConvF(6.9, 6.9, 6.9) @ 3840 MHz; Calibrated: 2/5/2021
- Sensor-Surface: 2.5mm (Mechanical Surface Detection)
- Phantom: Twin-SAM V8.0 (20deg probe tilt); Type: QD 000 P41 AA; Serial: 1956

Rear/QPSK RB 135,69 ch 656000/Area Scan (11x17x1): Measurement grid: dx=12mm, dy=12mm

Maximum value of SAR (measured) = 1.00 W/kg

Rear/QPSK RB 135,69 ch 656000/Zoom Scan (7x7x8)/Cube 0: Measurement grid: dx=5mm, dy=5mm, dz=4mm

Reference Value = 17.51 V/m; Power Drift = -0.01 dB

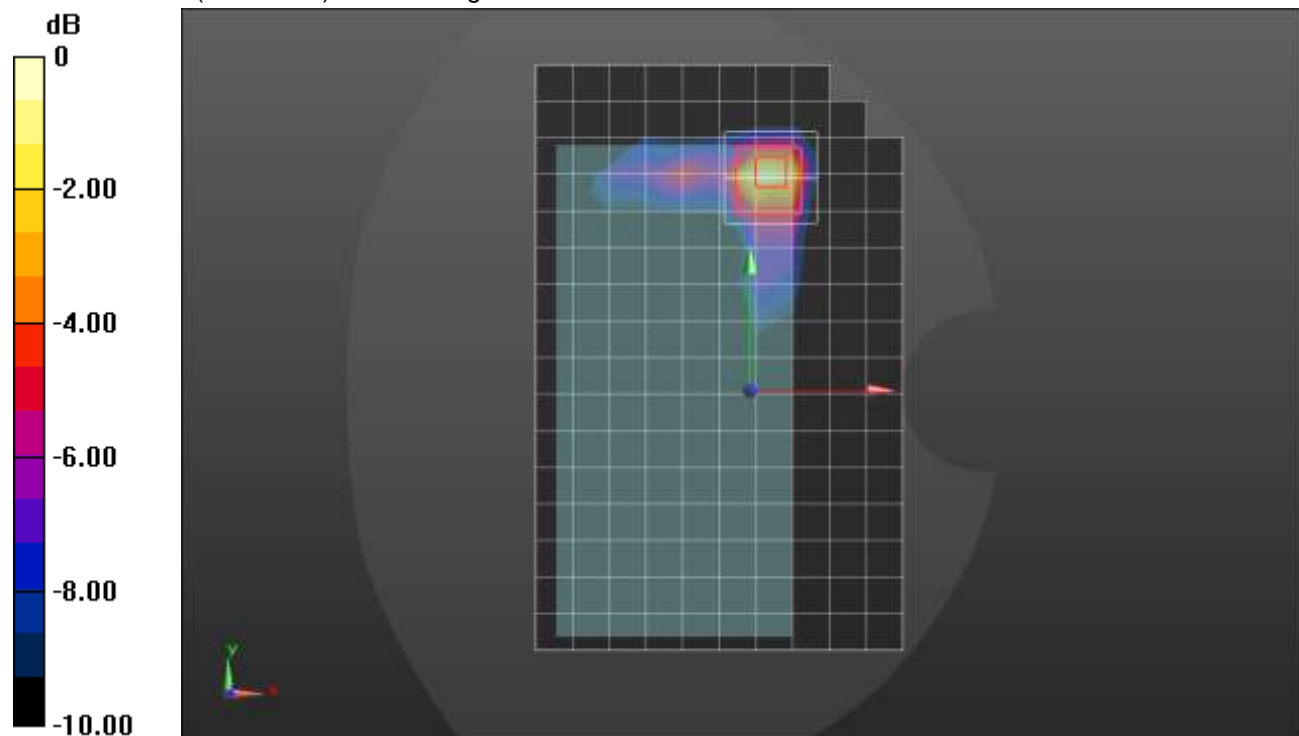
Peak SAR (extrapolated) = 2.01 W/kg

SAR(1 g) = 0.620 W/kg; SAR(10 g) = 0.224 W/kg

Smallest distance from peaks to all points 3 dB below = 5.7 mm

Ratio of SAR at M2 to SAR at M1 = 36.4%

Maximum value of SAR (measured) = 1.05 W/kg



0 dB = 1.05 W/kg = 0.21 dBW/kg

n77 ANT 8 Block C

Frequency: 3840 MHz; Duty Cycle: 1:1; Room Ambient Temperature: 24.0°C; Liquid Temperature: 23.0°C

Medium parameters used: $f = 3840 \text{ MHz}$; $\sigma = 3.33 \text{ S/m}$; $\epsilon_r = 37.035$; $\rho = 1000 \text{ kg/m}^3$

DASY5 Configuration:

- Area Scan Setting: Find Secondary Maximum Within: 2.0 dB and with a peak SAR value greater than 0.0012W/kg
- Electronics: DAE4 Sn1259; Calibrated: 7/16/2020
- Probe: EX3DV4 - SN3990; ConvF(6.9, 6.9, 6.9) @ 3840 MHz; Calibrated: 2/5/2021
- Sensor-Surface: 2.5mm (Mechanical Surface Detection)
- Phantom: Twin-SAM V8.0 (20deg probe tilt); Type: QD 000 P41 AA; Serial: 1956

Edge 4/QPSK RB 270,0 ch 656000/Area Scan (8x18x1): Measurement grid: dx=12mm, dy=12mm

Maximum value of SAR (measured) = 1.13 W/kg

Edge 4/QPSK RB 270,0 ch 656000/Zoom Scan (7x7x8)/Cube 0: Measurement grid: dx=5mm, dy=5mm, dz=4mm

Reference Value = 20.86 V/m; Power Drift = -0.07 dB

Peak SAR (extrapolated) = 2.41 W/kg

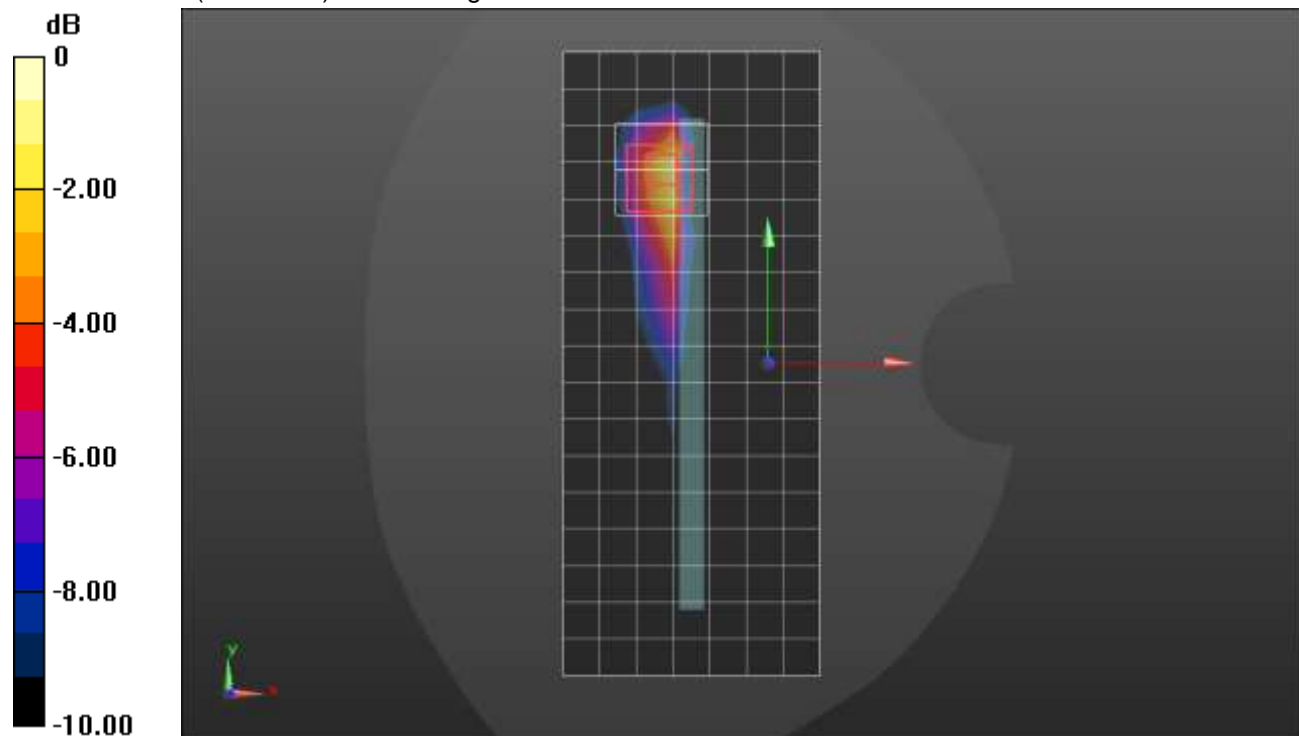
Peak SAR (extrapolated) = 2.41 W/kg

SAR(1 g) = 0.807 W/kg; SAR(10 g) = 0.279 W/kg

Smallest distance from peaks to all points 3 dB below = 7 mm

Ratio of SAR at M2 to SAR at M1 = 40.7%

Maximum value of SAR (measured) = 1.35 W/kg



0 dB = 1.35 W/kg = 1.30 dBW/kg

n77 ANT 9 Block C

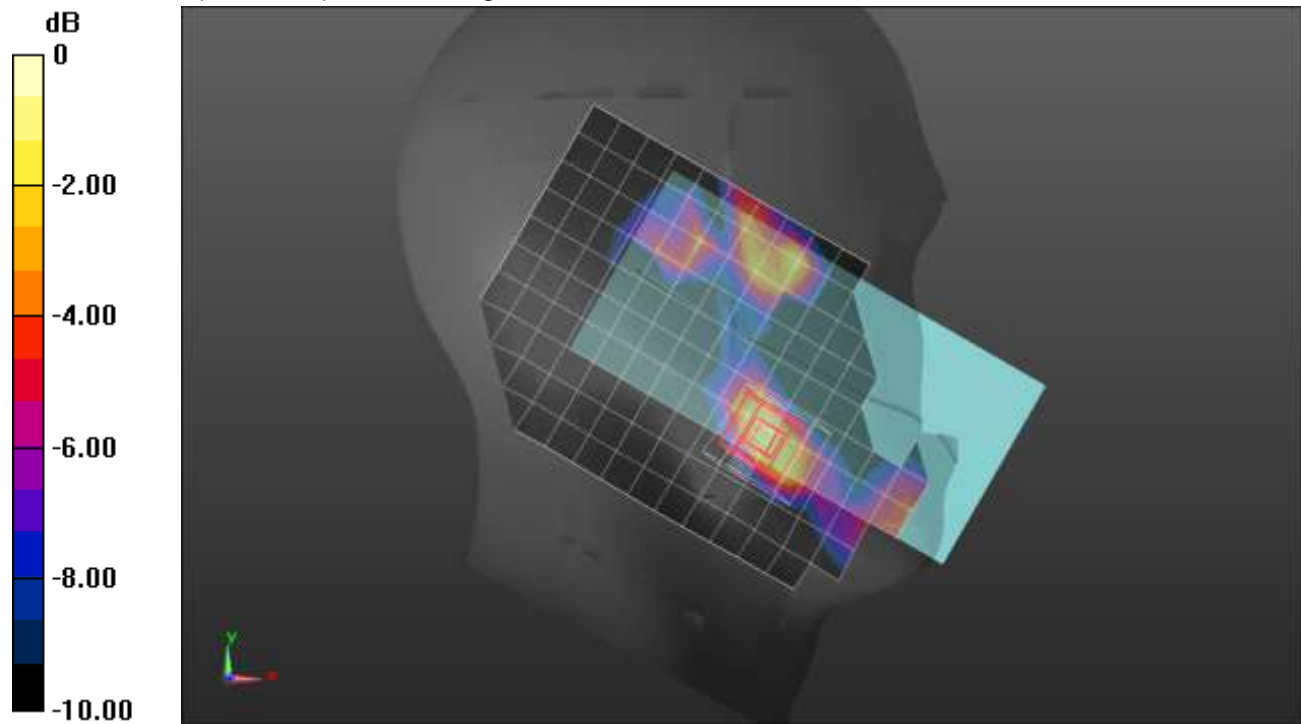
Frequency: 3840 MHz; Duty Cycle: 1:1; Room Ambient Temperature: 24.0°C; Liquid Temperature: 23.0°C
 Medium parameters used: $f = 3840 \text{ MHz}$; $\sigma = 3.33 \text{ S/m}$; $\epsilon_r = 37.035$; $\rho = 1000 \text{ kg/m}^3$

DASY5 Configuration:

- Area Scan Setting: Find Secondary Maximum Within: 2.0 dB and with a peak SAR value greater than 0.0012W/kg
- Electronics: DAE4 Sn1259; Calibrated: 7/16/2020
- Probe: EX3DV4 - SN3990; ConvF(6.9, 6.9, 6.9) @ 3840 MHz; Calibrated: 2/5/2021
- Sensor-Surface: 2.5mm (Mechanical Surface Detection)
- Phantom: Twin-SAM V8.0 (20deg probe tilt); Type: QD 000 P41 Ax; Serial: xxxx

LHS/Touch_QPSK RB 1,137 ch 656000/Area Scan (11x18x1): Measurement grid: dx=12mm, dy=12mm
 Maximum value of SAR (measured) = 0.108 W/kg

LHS/Touch_QPSK RB 1,137 ch 656000/Zoom Scan (7x7x8)/Cube 0: Measurement grid: dx=5mm, dy=5mm, dz=4mm
 Reference Value = 6.663 V/m; Power Drift = 0.12 dB
 Peak SAR (extrapolated) = 0.331 W/kg
SAR(1 g) = 0.088 W/kg; SAR(10 g) = 0.033 W/kg
 Smallest distance from peaks to all points 3 dB below = 6.4 mm
 Ratio of SAR at M2 to SAR at M1 = 46.5%
 Maximum value of SAR (measured) = 0.138 W/kg



0 dB = 0.138 W/kg = -8.60 dBW/kg

n77 ANT 9 Block C

Frequency: 3840 MHz; Duty Cycle: 1:1; Room Ambient Temperature: 24.0°C; Liquid Temperature: 23.0°C
 Medium parameters used: $f = 3840 \text{ MHz}$; $\sigma = 3.184 \text{ S/m}$; $\epsilon_r = 35.975$; $\rho = 1000 \text{ kg/m}^3$

DASY5 Configuration:

- Area Scan Setting: Find Secondary Maximum Within: 2.0 dB and with a peak SAR value greater than 0.0012W/kg
- Electronics: DAE4 Sn1248; Calibrated: 2/19/2021
- Probe: EX3DV4 - SN7582; ConvF(7.01, 7.01, 7.01) @ 3840 MHz; Calibrated: 3/1/2021
- Sensor-Surface: 2.5mm (Mechanical Surface Detection)
- Phantom: Twin-SAM V8.0 (20deg probe tilt); Type: QD 000 P41 AA; Serial: 1956

Rear/QPSK RB 1,137 ch 656000/Area Scan (11x17x1): Measurement grid: $dx=12\text{mm}$, $dy=12\text{mm}$
 Maximum value of SAR (measured) = 1.16 W/kg

Rear/QPSK RB 1,137 ch 656000/Zoom Scan (7x7x8)/Cube 0: Measurement grid: $dx=5\text{mm}$, $dy=5\text{mm}$, $dz=4\text{mm}$

Reference Value = 20.66 V/m; Power Drift = 0.05 dB

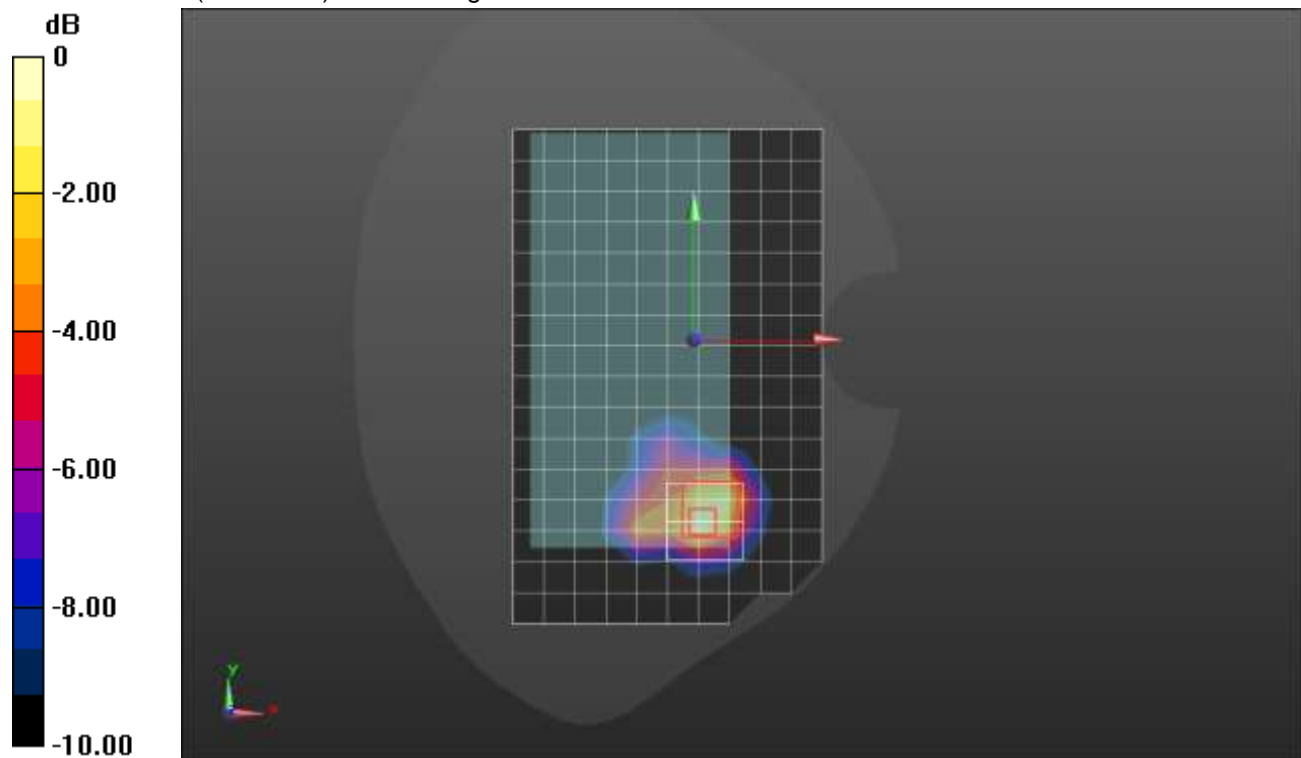
Peak SAR (extrapolated) = 2.11 W/kg

SAR(1 g) = 0.785 W/kg; SAR(10 g) = 0.327 W/kg

Smallest distance from peaks to all points 3 dB below = 5 mm

Ratio of SAR at M2 to SAR at M1 = 48.1%

Maximum value of SAR (measured) = 1.26 W/kg



0 dB = 1.26 W/kg = 1.00 dBW/kg

n77 ANT 4 Block C

Frequency: 3840 MHz; Duty Cycle: 1:1; Room Ambient Temperature: 24.0°C; Liquid Temperature: 23.0°C

Medium parameters used: $f = 3840$ MHz; $\sigma = 3.33$ S/m; $\epsilon_r = 37.035$; $\rho = 1000$ kg/m³

DASY5 Configuration:

- Area Scan Setting: Find Secondary Maximum Within: 2.0 dB and with a peak SAR value greater than 0.0012W/kg
- Electronics: DAE4 Sn1259; Calibrated: 7/16/2020
- Probe: EX3DV4 - SN3990; ConvF(6.9, 6.9, 6.9) @ 3840 MHz; Calibrated: 2/5/2021
- Sensor-Surface: 2.5mm (Mechanical Surface Detection (Locations From Previous Scan Used)), Sensor-Surface: 2.5mm (Mechanical Surface Detection)
- Phantom: Twin-SAM V8.0 (20deg probe tilt); Type: QD 000 P41 AA; Serial: 1956

LHS/Touch_QPSK RB 135,69 ch 656000/Area Scan (11x18x1): Measurement grid: dx=12mm, dy=12mm

Maximum value of SAR (measured) = 0.953 W/kg

LHS/Touch_QPSK RB 135,69 ch 656000/Zoom Scan (7x7x8)/Cube 0: Measurement grid: dx=5mm, dy=5mm, dz=4mm

Reference Value = 18.07 V/m; Power Drift = 0.05 dB

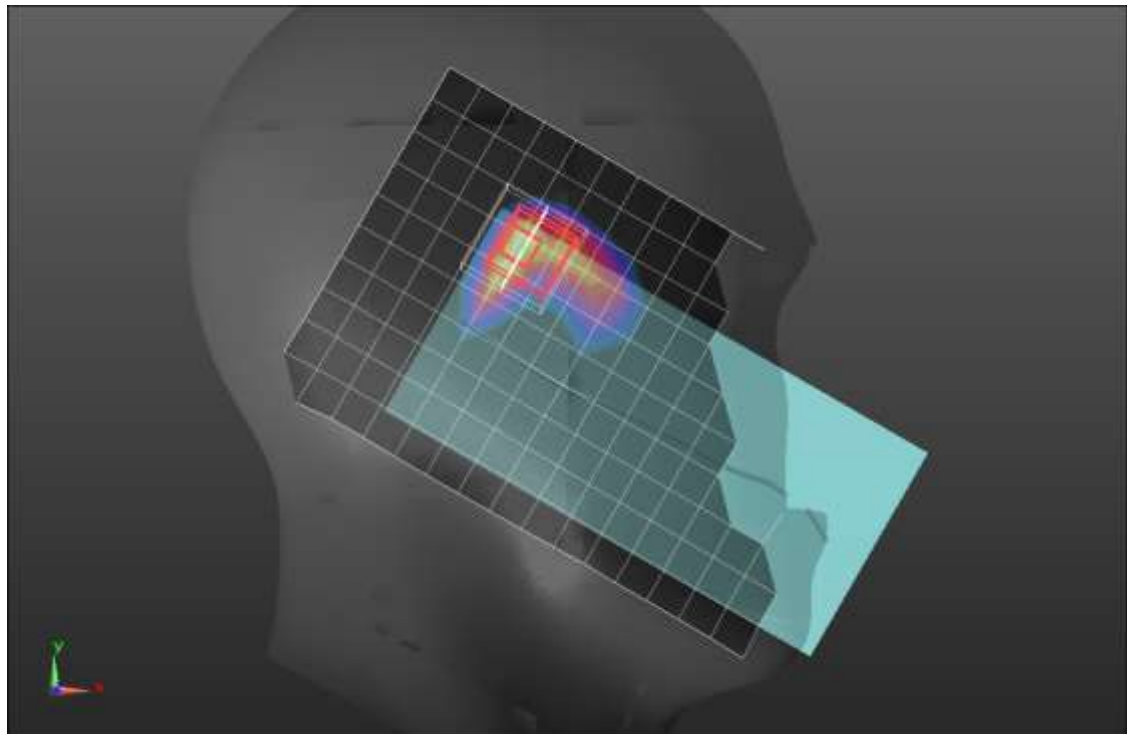
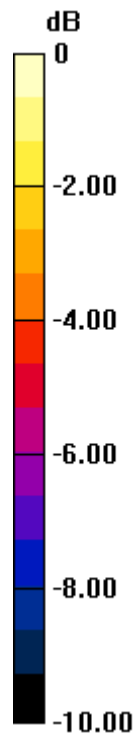
Peak SAR (extrapolated) = 1.79 W/kg

SAR(1 g) = 0.628 W/kg; SAR(10 g) = 0.230 W/kg

Smallest distance from peaks to all points 3 dB below = 6 mm

Ratio of SAR at M2 to SAR at M1 = 44.8%

Maximum value of SAR (measured) = 1.01 W/kg



0 dB = 1.01 W/kg = 0.04 dBW/kg

n77 ANT 4 Block C

Frequency: 3840 MHz; Duty Cycle: 1:1; Room Ambient Temperature: 24.0°C; Liquid Temperature: 23.0°C

Medium parameters used: $f = 3840 \text{ MHz}$; $\sigma = 3.33 \text{ S/m}$; $\epsilon_r = 37.035$; $\rho = 1000 \text{ kg/m}^3$

DASY5 Configuration:

- Area Scan Setting: Find Secondary Maximum Within: 2.0 dB and with a peak SAR value greater than 0.0012W/kg
- Electronics: DAE4 Sn1259; Calibrated: 7/16/2020
- Probe: EX3DV4 - SN3990; ConvF(6.9, 6.9, 6.9) @ 3840 MHz; Calibrated: 2/5/2021
- Sensor-Surface: 2.5mm (Mechanical Surface Detection)
- Phantom: Twin-SAM V8.0 (20deg probe tilt); Type: QD 000 P41 AA; Serial: 1956

Rear/QPSK RB 135,69 ch 656000/Area Scan (11x17x1): Measurement grid: dx=12mm, dy=12mm

Maximum value of SAR (measured) = 0.935 W/kg

Rear/QPSK RB 135,69 ch 656000/Zoom Scan (7x7x8)/Cube 0: Measurement grid: dx=5mm, dy=5mm, dz=4mm

Reference Value = 19.75 V/m; Power Drift = 0.00 dB

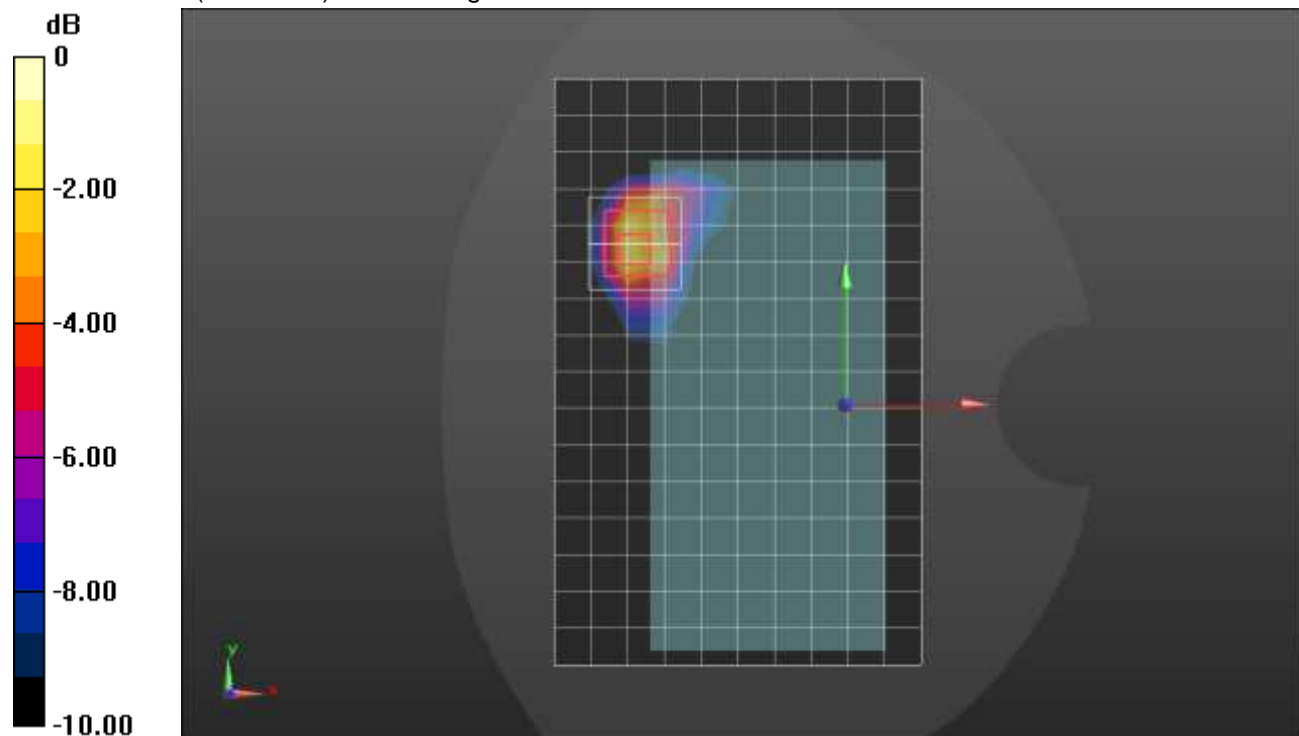
Peak SAR (extrapolated) = 2.12 W/kg

SAR(1 g) = 0.725 W/kg; SAR(10 g) = 0.265 W/kg

Smallest distance from peaks to all points 3 dB below = 7.6 mm

Ratio of SAR at M2 to SAR at M1 = 40.9%

Maximum value of SAR (measured) = 1.21 W/kg



0 dB = 1.21 W/kg = 0.83 dBW/kg

n77 ANT 4 Block C

Frequency: 3840 MHz; Duty Cycle: 1:1; Room Ambient Temperature: 24.0°C; Liquid Temperature: 23.0°C

Medium parameters used: $f = 3840 \text{ MHz}$; $\sigma = 3.33 \text{ S/m}$; $\epsilon_r = 37.035$; $\rho = 1000 \text{ kg/m}^3$

DASY5 Configuration:

- Area Scan Setting: Find Secondary Maximum Within: 2.0 dB and with a peak SAR value greater than 0.0012W/kg
- Electronics: DAE4 Sn1259; Calibrated: 7/16/2020
- Probe: EX3DV4 - SN3990; ConvF(6.9, 6.9, 6.9) @ 3840 MHz; Calibrated: 2/5/2021
- Sensor-Surface: 2.5mm (Mechanical Surface Detection)
- Phantom: Twin-SAM V8.0 (20deg probe tilt); Type: QD 000 P41 AA; Serial: 1956

Edge 2/QPSK RB 135,69 ch 656000/Area Scan (8x18x1): Measurement grid: dx=12mm, dy=12mm

Maximum value of SAR (measured) = 1.39 W/kg

Edge 2/QPSK RB 135,69 ch 656000/Zoom Scan (7x7x8)/Cube 0: Measurement grid: dx=5mm, dy=5mm, dz=4mm

Reference Value = 21.16 V/m; Power Drift = -0.12 dB

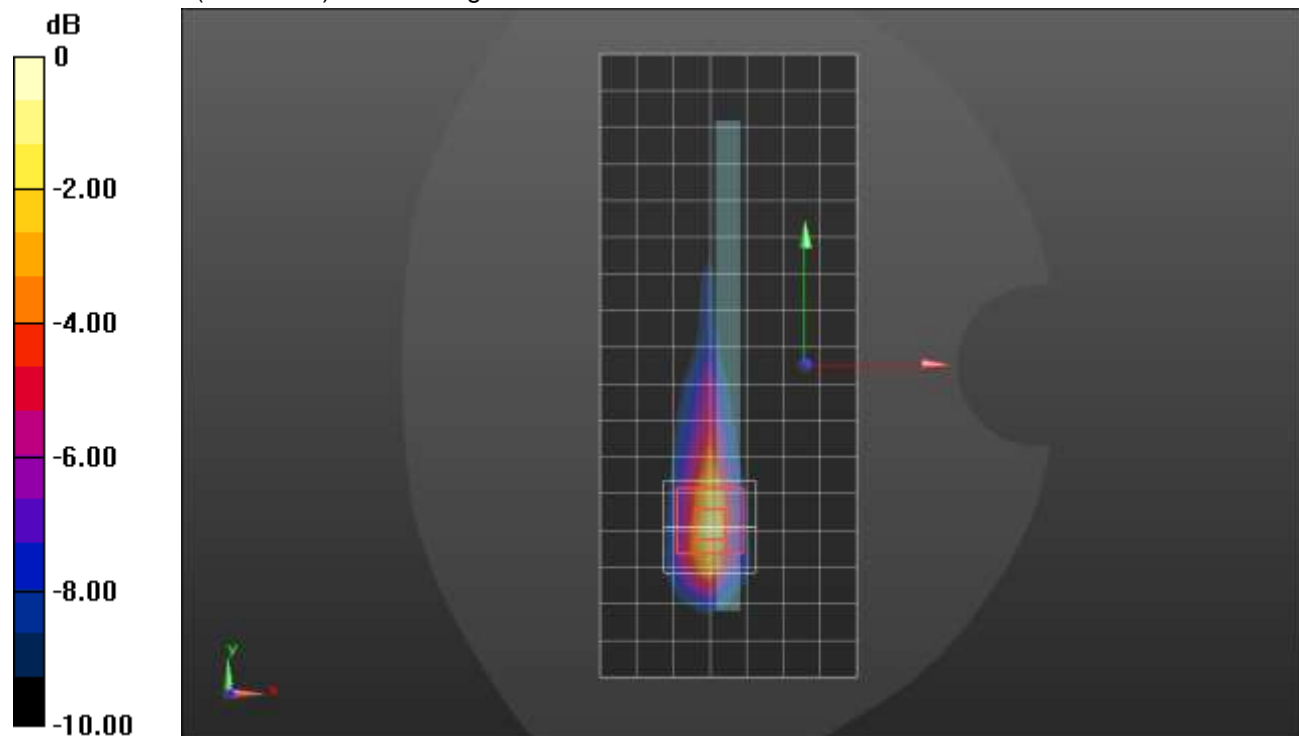
Peak SAR (extrapolated) = 2.36 W/kg

SAR(1 g) = 0.828 W/kg; SAR(10 g) = 0.290 W/kg

Smallest distance from peaks to all points 3 dB below = 6.7 mm

Ratio of SAR at M2 to SAR at M1 = 42.8%

Maximum value of SAR (measured) = 1.39 W/kg



0 dB = 1.39 W/kg = 1.43 dBW/kg