

TEST SETUP PHOTOS

Report Number: 14790372-EP1V1

1. SCOPE


The purpose of this document is to show test setup diagrams and photos for the following reports.

The project number shown in the photos is the same product as the current project number. The tests in the test report were completed when the original project was opened, and the photos were taken during the same time.


Reports
14790372

2. A2483 SETUP PHOTOS


2.1. RADIATED RF MEASUREMENT SETUP



FCC BELOW 30MHz (FRONT)



FCC BELOW 30MHz (BACK)




FCC BELOW 1GHz (FRONT)




FCC BELOW 1GHz (BACK)


2.2. WWAN TECHNOLOGIES



FREQUENCY STABILITY




RF ANTENNA PORT CONDUCTED




X-ORIENTATION



Y-ORIENTATION



Z-ORIENTATION



Zoom Out

END OF REPORT