

### GSM 850 ANT 1

Frequency: 836.6 MHz; Duty Cycle: 1:4.00037; Room Ambient Temperature: 24.0°C; Liquid Temperature: 23.0°C  
 Medium parameters used (interpolated):  $f = 836.6$  MHz;  $\sigma = 0.928$  S/m;  $\epsilon_r = 41.084$ ;  $\rho = 1000$  kg/m<sup>3</sup>

DASY5 Configuration:

- Area Scan Setting: Find Secondary Maximum Within: 2.0 dB and with a peak SAR value greater than 0.0012W/kg
- Electronics: DAE4 Sn1434; Calibrated: 10/12/2020
- Probe: EX3DV4 - SN3686; ConvF(9.3, 9.3, 9.3); Calibrated: 9/21/2020;
- Sensor-Surface: 1.4mm (Mechanical Surface Detection), Sensor-Surface: 2.5mm (Mechanical Surface Detection)
- Phantom: SAM with CRP v4.0; Type: QD000P40CC; Serial: TP:xxxx

**RHS/Touch\_GPRS 2 slots\_ch 190/Area Scan (9x12x1):** Measurement grid: dx=15mm, dy=15mm

[Info: Interpolated medium parameters used for SAR evaluation.](#)

Maximum value of SAR (measured) = 0.323 W/kg

**RHS/Touch\_GPRS 2 slots\_ch 190/Zoom Scan (6x5x7)/Cube 0:** Measurement grid: dx=8mm, dy=8mm, dz=5mm


Reference Value = 18.313 V/m; Power Drift = -0.02 dB

Peak SAR (extrapolated) = 0.334 W/kg

**SAR(1 g) = 0.265 W/kg; SAR(10 g) = 0.201 W/kg**

[Info: Interpolated medium parameters used for SAR evaluation.](#)

Maximum value of SAR (measured) = 0.297 W/kg



0 dB = 0.297 W/kg = -5.27 dBW/kg

### GSM 850 ANT 1

Frequency: 836.6 MHz; Duty Cycle: 1:4.00037; Room Ambient Temperature: 24.0°C; Liquid Temperature: 23.0°C  
 Medium parameters used (interpolated):  $f = 836.6$  MHz;  $\sigma = 0.9$  S/m;  $\epsilon_r = 40.017$ ;  $\rho = 1000$  kg/m<sup>3</sup>

DASY5 Configuration:

- Area Scan Setting: Find Secondary Maximum Within: 2.0 dB and with a peak SAR value greater than 0.0012W/kg
- Electronics: DAE4 Sn1434; Calibrated: 10/12/2020
- Probe: EX3DV4 - SN3686; ConvF(9.3, 9.3, 9.3); Calibrated: 9/21/2020;
- Sensor-Surface: 2.5mm (Mechanical Surface Detection)
- Phantom: SAM B with CRP; Type: SAM; Serial: 1751

**Rear/GPRS 2 slots\_ch 190/Area Scan (8x12x1):** Measurement grid: dx=15mm, dy=15mm

[Info: Interpolated medium parameters used for SAR evaluation.](#)

Maximum value of SAR (measured) = 0.853 W/kg

**Rear/GPRS 2 slots\_ch 190/Zoom Scan (5x5x7)/Cube 0:** Measurement grid: dx=8mm, dy=8mm, dz=5mm

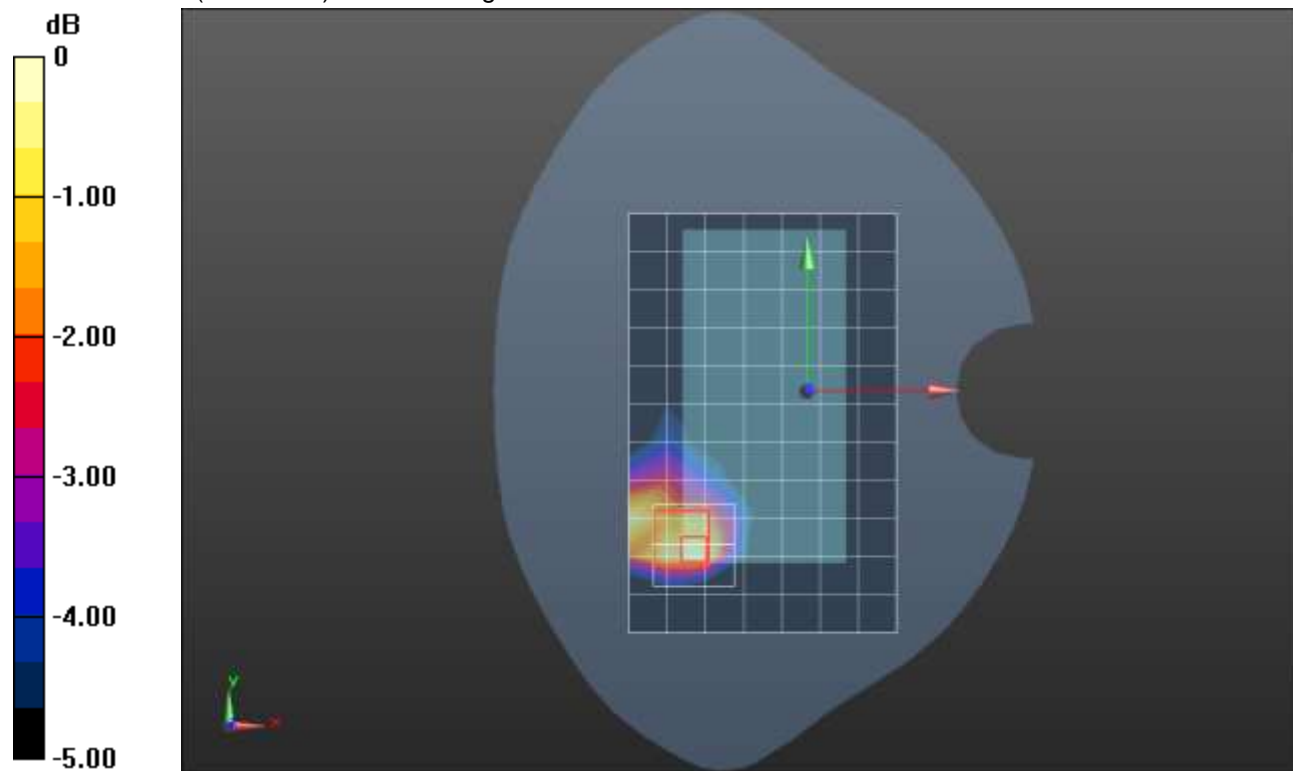
Reference Value = 31.24 V/m; Power Drift = -0.19 dB

Peak SAR (extrapolated) = 1.35 W/kg

**SAR(1 g) = 0.663 W/kg; SAR(10 g) = 0.371 W/kg**

[Info: Interpolated medium parameters used for SAR evaluation.](#)

Maximum value of SAR (measured) = 0.898 W/kg



0 dB = 0.898 W/kg = -0.47 dBW/kg

## GSM 850 ANT 2

Frequency: 836.6 MHz; Duty Cycle: 1:4.00037; Room Ambient Temperature: 24.0°C; Liquid Temperature: 23.0°C  
 Medium parameters used (interpolated):  $f = 836.6$  MHz;  $\sigma = 0.909$  S/m;  $\epsilon_r = 40.157$ ;  $\rho = 1000$  kg/m<sup>3</sup>

DASY5 Configuration:

- Area Scan Setting: Find Secondary Maximum Within: 2.0 dB and with a peak SAR value greater than 0.0012W/kg
- Electronics: DAE4 Sn1545; Calibrated: 2/22/2021
- Probe: EX3DV4 - SN7448; ConvF(9.76, 9.76, 9.76) @ 836.6 MHz; Calibrated: 2/26/2021
- Sensor-Surface: 1.4mm (Mechanical Surface Detection), Sensor-Surface: 2.5mm (Mechanical Surface Detection)
- Phantom: SAM with CRP v5.0; Type: QD000P40CD; Serial: TP:xxxx

**RHS/Touch\_GPRS 2 slots\_ch 190/Area Scan (8x12x1):** Measurement grid: dx=15mm, dy=15mm

[Info: Interpolated medium parameters used for SAR evaluation.](#)

Maximum value of SAR (measured) = 0.644 W/kg

**RHS/Touch\_GPRS 2 slots\_ch 190/Zoom Scan (5x5x7)/Cube 0:** Measurement grid: dx=8mm, dy=8mm, dz=5mm

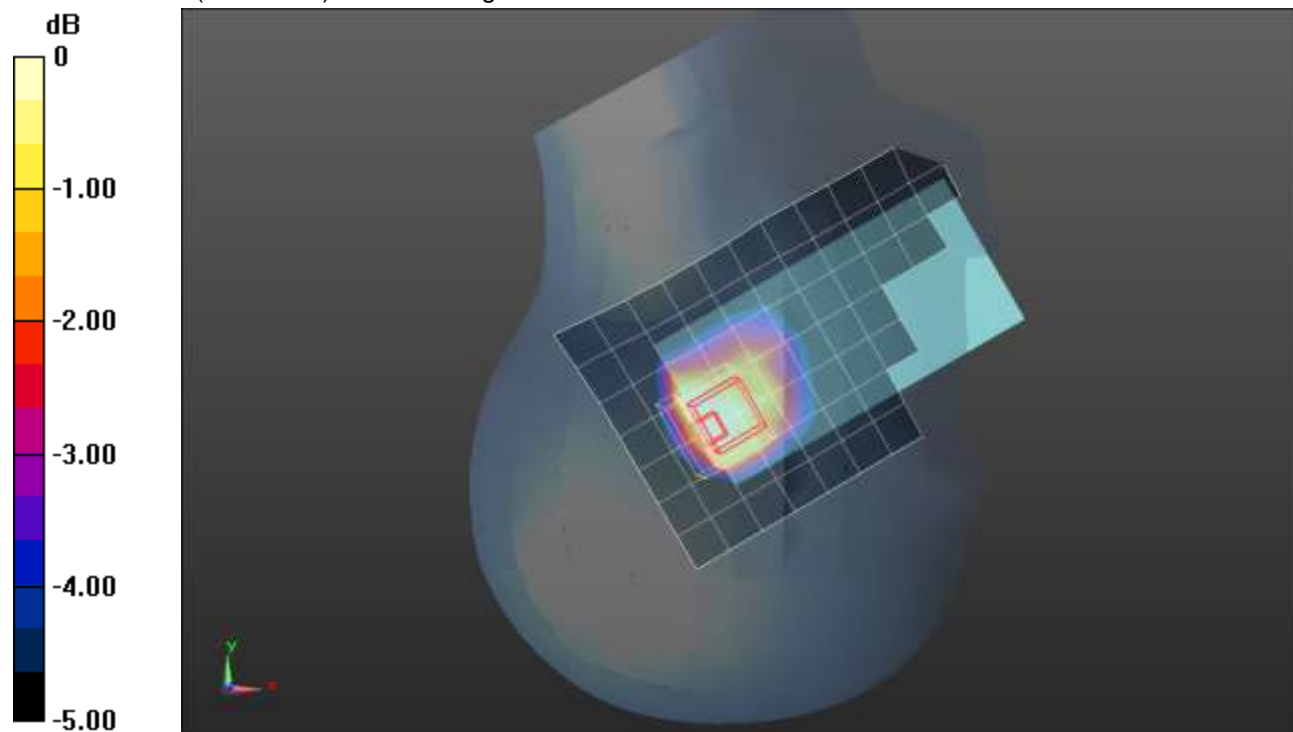
Reference Value = 25.77 V/m; Power Drift = 0.06 dB

Peak SAR (extrapolated) = 0.828 W/kg

**SAR(1 g) = 0.486 W/kg; SAR(10 g) = 0.321 W/kg**

[Info: Interpolated medium parameters used for SAR evaluation.](#)

Maximum value of SAR (measured) = 0.587 W/kg



0 dB = 0.587 W/kg = -2.31 dBW/kg

## GSM 850 ANT 2

Frequency: 836.6 MHz; Duty Cycle: 1:4.00037; Room Ambient Temperature: 24.0°C; Liquid Temperature: 23.0°C  
 Medium parameters used (interpolated):  $f = 836.6$  MHz;  $\sigma = 0.909$  S/m;  $\epsilon_r = 40.157$ ;  $\rho = 1000$  kg/m<sup>3</sup>

DASY5 Configuration:

- Area Scan Setting: Find Secondary Maximum Within: 2.0 dB and with a peak SAR value greater than 0.0012W/kg
- Electronics: DAE4 Sn1545; Calibrated: 2/22/2021
- Probe: EX3DV4 - SN7448; ConvF(9.76, 9.76, 9.76) @ 836.6 MHz; Calibrated: 2/26/2021
- Sensor-Surface: 2.5mm (Mechanical Surface Detection)
- Phantom: SAM with CRP v5.0; Type: QD000P40CD; Serial: TP:xxxx

**Rear/GPRS 2 slots\_ch 190/Area Scan (9x13x1):** Measurement grid: dx=15mm, dy=15mm

[Info: Interpolated medium parameters used for SAR evaluation.](#)

Maximum value of SAR (measured) = 0.244 W/kg

**Rear/GPRS 2 slots\_ch 190/Zoom Scan (6x6x7)/Cube 0:** Measurement grid: dx=8mm, dy=8mm, dz=5mm

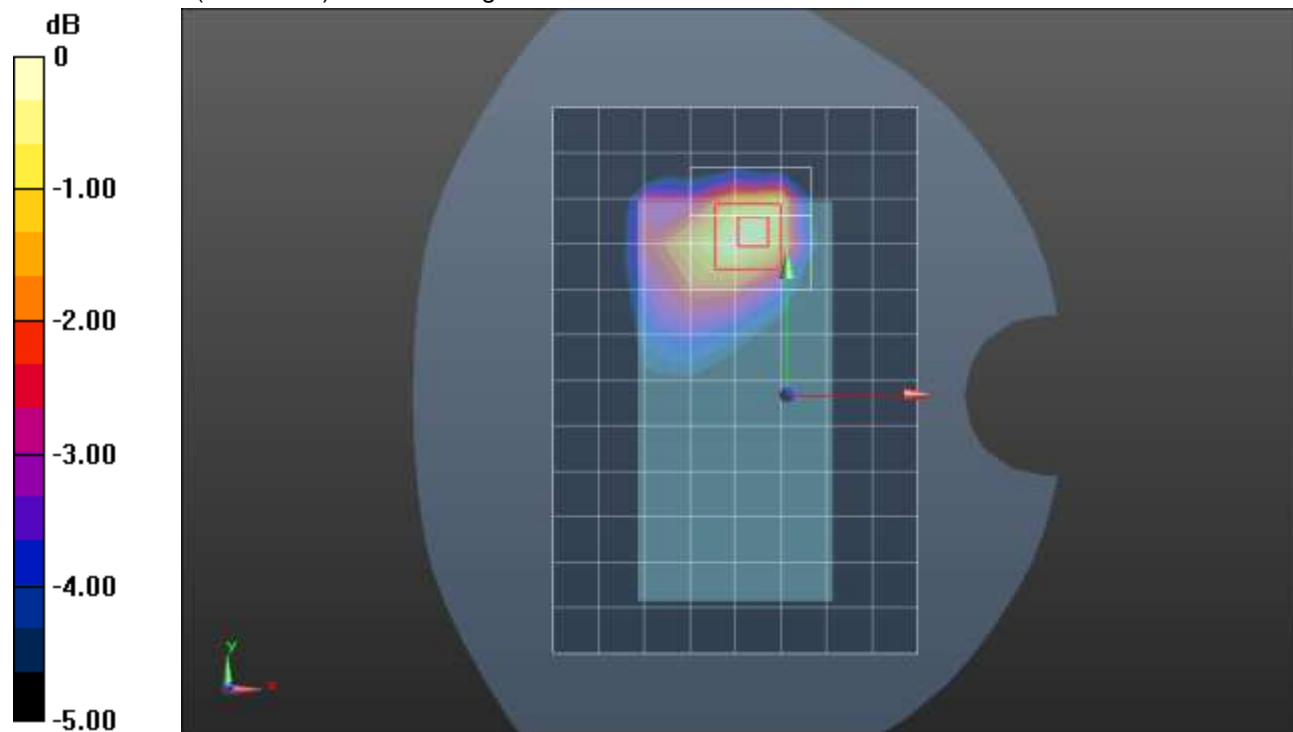
Reference Value = 16.75 V/m; Power Drift = -0.07 dB

Peak SAR (extrapolated) = 0.343 W/kg

**SAR(1 g) = 0.207 W/kg; SAR(10 g) = 0.125 W/kg**

[Info: Interpolated medium parameters used for SAR evaluation.](#)

Maximum value of SAR (measured) = 0.254 W/kg



0 dB = 0.254 W/kg = -5.95 dBW/kg

## GSM 850 ANT 2

Frequency: 836.6 MHz; Duty Cycle: 1:4.00037; Room Ambient Temperature: 24.0°C; Liquid Temperature: 23.0°C  
 Medium parameters used (interpolated):  $f = 836.6$  MHz;  $\sigma = 0.909$  S/m;  $\epsilon_r = 40.157$ ;  $\rho = 1000$  kg/m<sup>3</sup>

DASY5 Configuration:

- Area Scan Setting: Find Secondary Maximum Within: 2.0 dB and with a peak SAR value greater than 0.0012W/kg
- Electronics: DAE4 Sn1545; Calibrated: 2/22/2021
- Probe: EX3DV4 - SN7448; ConvF(9.76, 9.76, 9.76) @ 836.6 MHz; Calibrated: 2/26/2021
- Sensor-Surface: 2.5mm (Mechanical Surface Detection)
- Phantom: SAM with CRP v5.0; Type: QD000P40CD; Serial: TP:xxxx

**Edge 4/GPRS 2 slots\_ch 190/Area Scan (6x14x1):** Measurement grid: dx=15mm, dy=15mm

[Info: Interpolated medium parameters used for SAR evaluation.](#)

Maximum value of SAR (measured) = 0.339 W/kg

**Edge 4/GPRS 2 slots\_ch 190/Zoom Scan (5x5x7)/Cube 0:** Measurement grid: dx=8mm, dy=8mm, dz=5mm

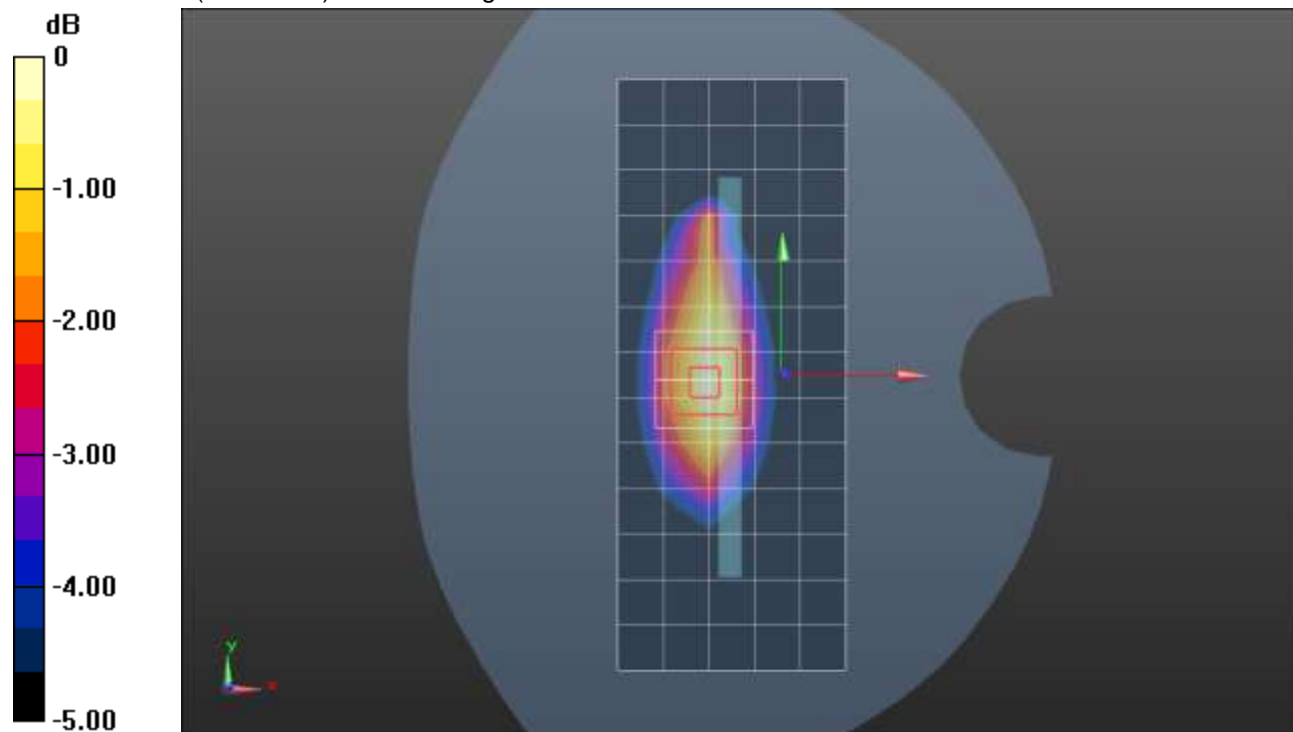
Reference Value = 19.35 V/m; Power Drift = 0.06 dB

Peak SAR (extrapolated) = 0.440 W/kg

**SAR(1 g) = 0.272 W/kg; SAR(10 g) = 0.174 W/kg**

[Info: Interpolated medium parameters used for SAR evaluation.](#)

Maximum value of SAR (measured) = 0.339 W/kg



0 dB = 0.339 W/kg = -4.70 dBW/kg

### GSM 1900 ANT 1

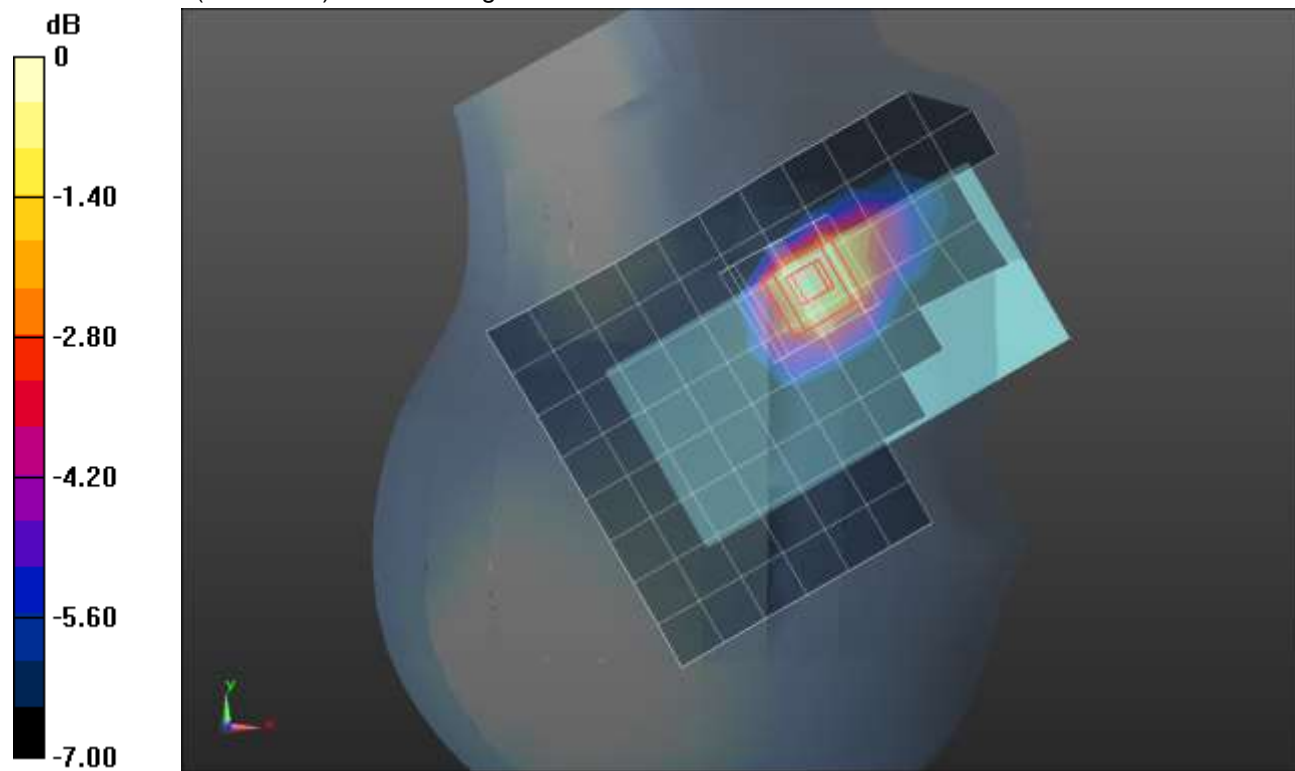
Frequency: 1880 MHz; Duty Cycle: 1:4.00037; Room Ambient Temperature: 24.0°C; Liquid Temperature: 23.0°C  
 Medium parameters used:  $f = 1880 \text{ MHz}$ ;  $\sigma = 1.342 \text{ S/m}$ ;  $\epsilon_r = 39.219$ ;  $\rho = 1000 \text{ kg/m}^3$

DASY5 Configuration:

- Area Scan Setting: Find Secondary Maximum Within: 2.0 dB and with a peak SAR value greater than 0.0012W/kg
- Electronics: DAE4 Sn1380; Calibrated: 8/19/2020
- Probe: EX3DV4 - SN3749; ConvF(7.86, 7.86, 7.86) @ 1880 MHz; Calibrated: 2/5/2021
- Sensor-Surface: 1.4mm (Mechanical Surface Detection), Sensor-Surface: 2.5mm (Mechanical Surface Detection)
- Phantom: SAM v4.0(A); Type: QD000P40CD; Serial: 1632

**RHS/Touch\_GPRS 2 slots\_ch 661/Area Scan (9x13x1):** Measurement grid: dx=15mm, dy=15mm  
 Maximum value of SAR (measured) = 0.397 W/kg

**RHS/Touch\_GPRS 2 slots\_ch 661/Zoom Scan (5x5x7)/Cube 0:** Measurement grid: dx=8mm, dy=8mm, dz=5mm  
 Reference Value = 17.08 V/m; Power Drift = 0.08 dB  
 Peak SAR (extrapolated) = 0.557 W/kg  
**SAR(1 g) = 0.345 W/kg; SAR(10 g) = 0.205 W/kg**  
 Smallest distance from peaks to all points 3 dB below = 13.8 mm  
 Ratio of SAR at M2 to SAR at M1 = 64.7%  
 Maximum value of SAR (measured) = 0.440 W/kg



0 dB = 0.440 W/kg = -3.57 dBW/kg

### GSM 1900 ANT 1

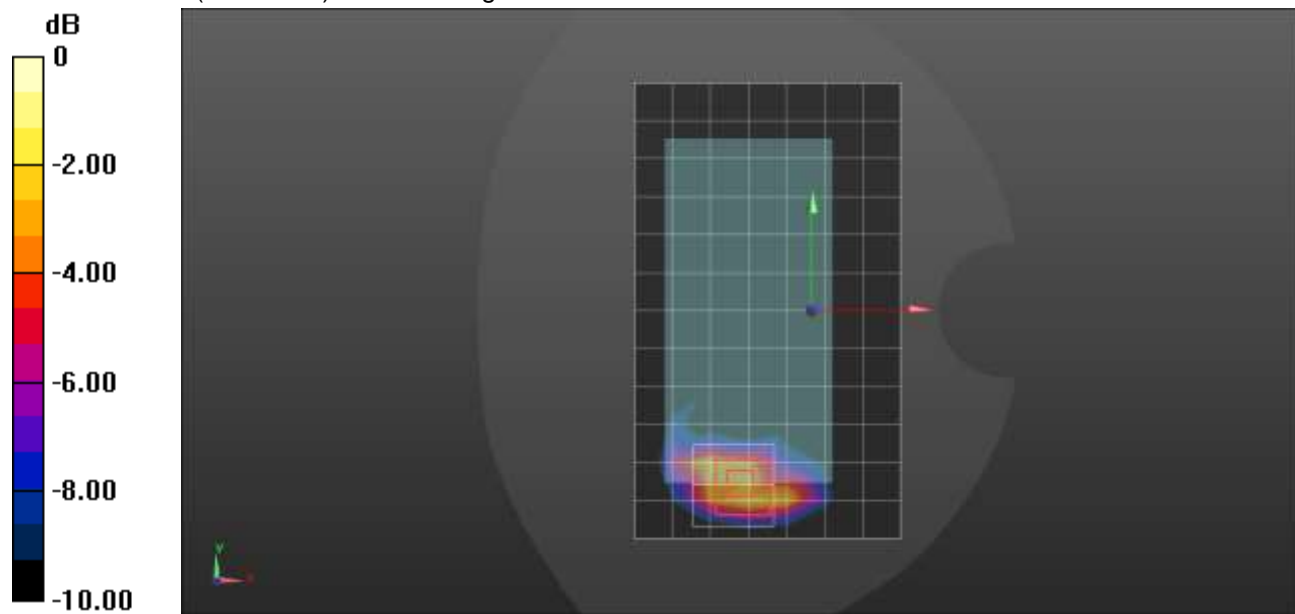
Frequency: 1880 MHz; Duty Cycle: 1:4.00037; Room Ambient Temperature: 24.0°C; Liquid Temperature: 23.0°C  
 Medium parameters used:  $f = 1880 \text{ MHz}$ ;  $\sigma = 1.44 \text{ S/m}$ ;  $\epsilon_r = 39.46$ ;  $\rho = 1000 \text{ kg/m}^3$

DASY5 Configuration:

- Area Scan Setting: Find Secondary Maximum Within: 2.0 dB and with a peak SAR value greater than 0.0012W/kg
- Electronics: DAE4 Sn1359; Calibrated: 1/28/2021
- Probe: EX3DV4 - SN3772; ConvF(7.33, 7.33, 7.33) @ 1880 MHz; Calibrated: 2/25/2021
- Sensor-Surface: 2.5mm (Mechanical Surface Detection)
- Phantom: Twin-SAM V8.0 (20deg probe tilt); Type: QD 000 P41 AA; Serial: 1948

**Rear/GPRS 2 slots\_ch 661/Area Scan (8x13x1):** Measurement grid: dx=15mm, dy=15mm  
 Maximum value of SAR (measured) = 0.520 W/kg

**Rear/GPRS 2 slots\_ch 661/Zoom Scan (5x5x7)/Cube 0:** Measurement grid: dx=8mm, dy=8mm, dz=5mm  
 Reference Value = 19.36 V/m; Power Drift = 0.04 dB  
 Peak SAR (extrapolated) = 1.02 W/kg  
**SAR(1 g) = 0.555 W/kg; SAR(10 g) = 0.282 W/kg**  
 Smallest distance from peaks to all points 3 dB below = 9.3 mm  
 Ratio of SAR at M2 to SAR at M1 = 54.6%  
 Maximum value of SAR (measured) = 0.750 W/kg



0 dB = 0.750 W/kg = -1.25 dBW/kg

### GSM 1900 ANT 1

Frequency: 1880 MHz; Duty Cycle: 1:4.00037; Room Ambient Temperature: 24.0°C; Liquid Temperature: 23.0°C  
 Medium parameters used:  $f = 1880 \text{ MHz}$ ;  $\sigma = 1.44 \text{ S/m}$ ;  $\epsilon_r = 39.46$ ;  $\rho = 1000 \text{ kg/m}^3$

DASY5 Configuration:

- Area Scan Setting: Find Secondary Maximum Within: 2.0 dB and with a peak SAR value greater than 0.0012W/kg
- Electronics: DAE4 Sn1359; Calibrated: 1/28/2021
- Probe: EX3DV4 - SN3772; ConvF(7.33, 7.33, 7.33) @ 1880 MHz; Calibrated: 2/25/2021
- Sensor-Surface: 2.5mm (Mechanical Surface Detection)
- Phantom: Twin-SAM V8.0 (20deg probe tilt); Type: QD 000 P41 AA; Serial: 1948

**Edge 3/GPRS 2 slots\_ch 661/Area Scan (6x8x1):** Measurement grid: dx=15mm, dy=15mm

Maximum value of SAR (measured) = 1.03 W/kg

**Edge 3/GPRS 2 slots\_ch 661/Zoom Scan (5x5x7)/Cube 0:** Measurement grid: dx=8mm, dy=8mm,

dz=5mm

Reference Value = 24.24 V/m; Power Drift = 0.02 dB

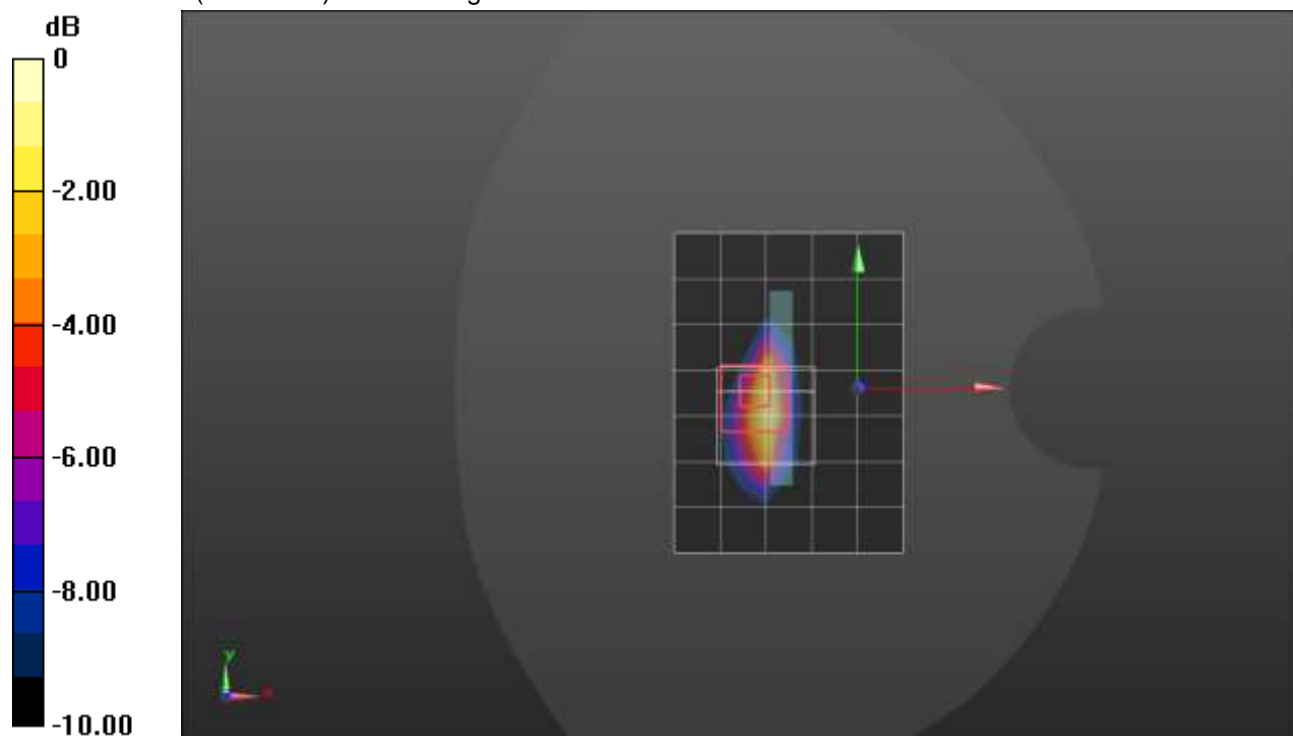
Peak SAR (extrapolated) = 1.72 W/kg

**SAR(1 g) = 0.826 W/kg; SAR(10 g) = 0.375 W/kg**

Smallest distance from peaks to all points 3 dB below = 8 mm

Ratio of SAR at M2 to SAR at M1 = 51.5%

Maximum value of SAR (measured) = 1.06 W/kg



0 dB = 1.06 W/kg = 0.25 dBW/kg



## GSM 1900 ANT 2

Frequency: 1850.2 MHz; Duty Cycle: 1:4.00037; Room Ambient Temperature: 24.0°C; Liquid Temperature: 23.0°C  
 Medium parameters used (interpolated):  $f = 1850.2$  MHz;  $\sigma = 1.331$  S/m;  $\epsilon_r = 39.43$ ;  $\rho = 1000$  kg/m<sup>3</sup>

DASY5 Configuration:

- Area Scan Setting: Find Secondary Maximum Within: 2.0 dB and with a peak SAR value greater than 0.0012W/kg
- Electronics: DAE4 Sn1380; Calibrated: 8/19/2020
- Probe: EX3DV4 - SN3749; ConvF(7.86, 7.86, 7.86) @ 1850.2 MHz; Calibrated: 2/5/2021
- Sensor-Surface: 1.4mm (Mechanical Surface Detection), Sensor-Surface: 2.5mm (Mechanical Surface Detection)
- Phantom: SAM v4.0(A); Type: QD000P40CD; Serial: 1632

**RHS/Touch\_GPRS 2 slots\_ch 512/Area Scan (8x13x1):** Measurement grid: dx=15mm, dy=15mm  
 Maximum value of SAR (measured) = 1.33 W/kg

**RHS/Touch\_GPRS 2 slots\_ch 512/Zoom Scan (5x5x7)/Cube 0:** Measurement grid: dx=8mm, dy=8mm, dz=5mm

Reference Value = 28.45 V/m; Power Drift = -0.02 dB

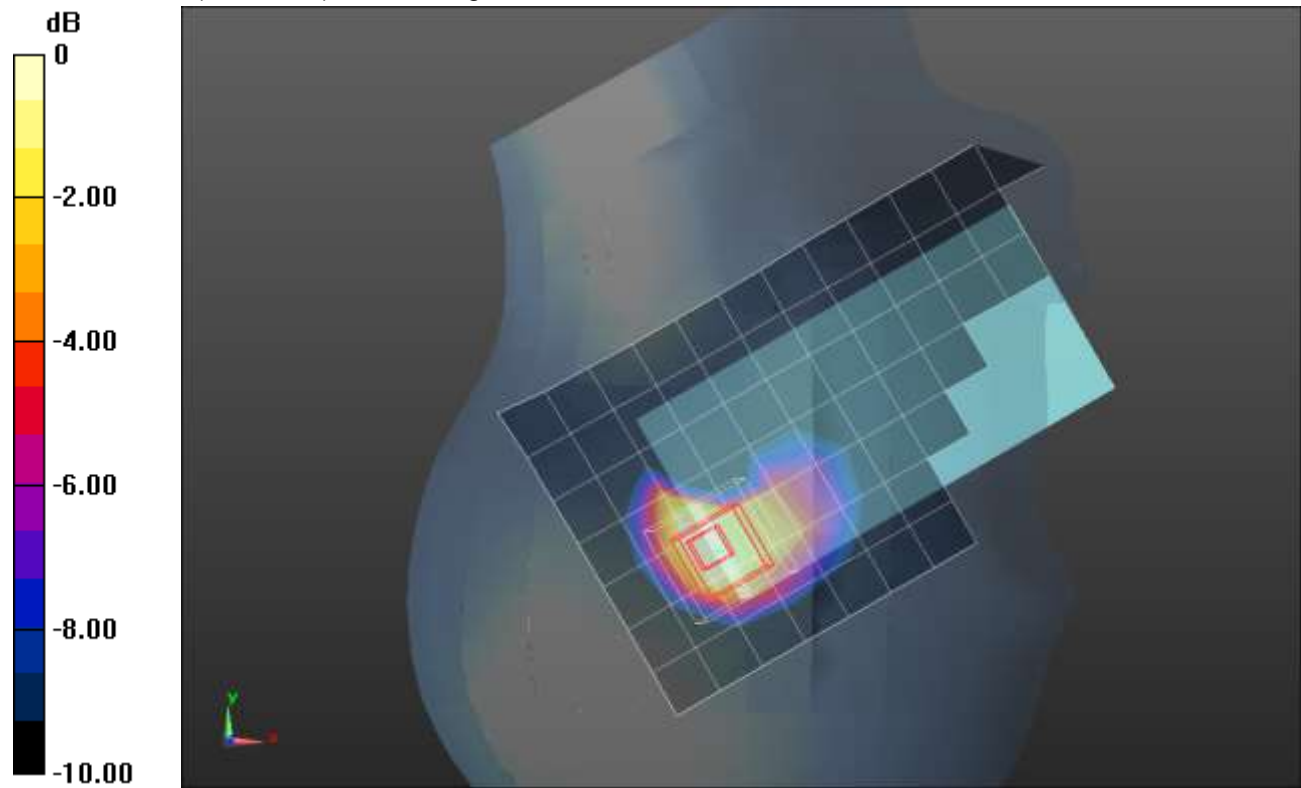
Peak SAR (extrapolated) = 1.75 W/kg

**SAR(1 g) = 0.866 W/kg; SAR(10 g) = 0.453 W/kg**

Smallest distance from peaks to all points 3 dB below = 9.1 mm

Ratio of SAR at M2 to SAR at M1 = 52.4%

Maximum value of SAR (measured) = 1.14 W/kg



0 dB = 1.14 W/kg = 0.57 dBW/kg

## GSM 1900 ANT 2

Frequency: 1880 MHz; Duty Cycle: 1:4.00037; Room Ambient Temperature: 24.0°C; Liquid Temperature: 23.0°C  
 Medium parameters used:  $f = 1880 \text{ MHz}$ ;  $\sigma = 1.44 \text{ S/m}$ ;  $\epsilon_r = 39.46$ ;  $\rho = 1000 \text{ kg/m}^3$

DASY5 Configuration:

- Area Scan Setting: Find Secondary Maximum Within: 2.0 dB and with a peak SAR value greater than 0.0012W/kg
- Electronics: DAE4 Sn1359; Calibrated: 1/28/2021
- Probe: EX3DV4 - SN3772; ConvF(7.33, 7.33, 7.33) @ 1880 MHz; Calibrated: 2/25/2021
- Sensor-Surface: 2.5mm (Mechanical Surface Detection)
- Phantom: Twin-SAM V8.0 (20deg probe tilt); Type: QD 000 P41 AA; Serial: 1948

**Rear/GPRS 2 slots\_ch 661/Area Scan (9x14x1):** Measurement grid: dx=15mm, dy=15mm  
 Maximum value of SAR (measured) = 0.880 W/kg

**Rear/GPRS 2 slots\_ch 661/Zoom Scan (5x5x7)/Cube 0:** Measurement grid: dx=8mm, dy=8mm, dz=5mm

Reference Value = 25.26 V/m; Power Drift = -0.06 dB

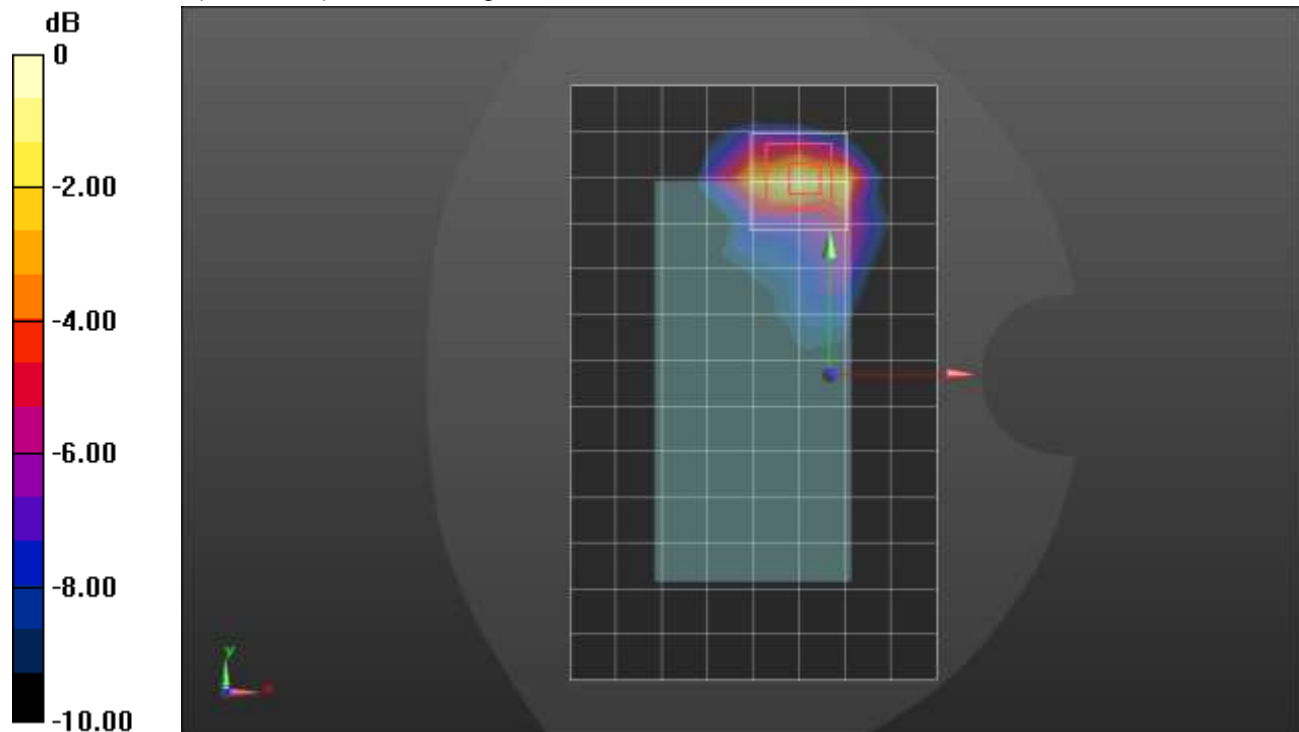
Peak SAR (extrapolated) = 1.36 W/kg

**SAR(1 g) = 0.668 W/kg; SAR(10 g) = 0.320 W/kg**

Smallest distance from peaks to all points 3 dB below = 8.2 mm

Ratio of SAR at M2 to SAR at M1 = 48.1%

Maximum value of SAR (measured) = 0.926 W/kg



0 dB = 0.926 W/kg = -0.33 dBW/kg

## GSM 1900 ANT 2

Frequency: 1850.2 MHz; Duty Cycle: 1:4.00037; Room Ambient Temperature: 24.0°C; Liquid Temperature: 23.0°C  
 Medium parameters used (interpolated):  $f = 1850.2$  MHz;  $\sigma = 1.422$  S/m;  $\epsilon_r = 39.488$ ;  $\rho = 1000$  kg/m<sup>3</sup>

DASY5 Configuration:

- Area Scan Setting: Find Secondary Maximum Within: 2.0 dB and with a peak SAR value greater than 0.0012W/kg
- Electronics: DAE4 Sn1359; Calibrated: 1/28/2021
- Probe: EX3DV4 - SN3772; ConvF(7.33, 7.33, 7.33) @ 1850.2 MHz; Calibrated: 2/25/2021
- Sensor-Surface: 2.5mm (Mechanical Surface Detection)
- Phantom: Twin-SAM V8.0 (20deg probe tilt); Type: QD 000 P41 AA; Serial: 1948

**Edge 1/GPRS 2 slots\_ch 512/Area Scan (5x8x1):** Measurement grid: dx=15mm, dy=15mm

Maximum value of SAR (measured) = 0.652 W/kg

**Edge 1/GPRS 2 slots\_ch 512/Zoom Scan (5x5x7)/Cube 0:** Measurement grid: dx=8mm, dy=8mm,

dz=5mm

Reference Value = 21.89 V/m; Power Drift = 0.16 dB

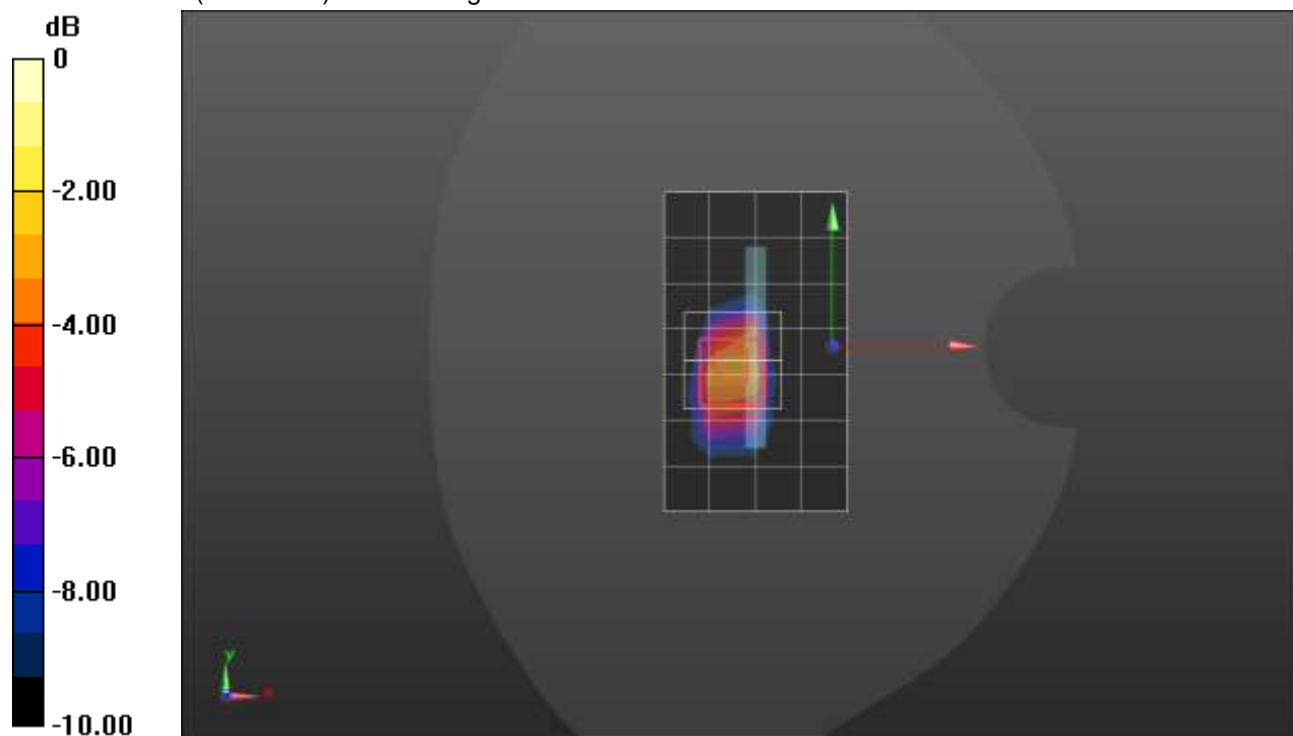
Peak SAR (extrapolated) = 1.79 W/kg

**SAR(1 g) = 0.875 W/kg; SAR(10 g) = 0.402 W/kg**

Smallest distance from peaks to all points 3 dB below = 8 mm

Ratio of SAR at M2 to SAR at M1 = 50.2%

Maximum value of SAR (measured) = 1.26 W/kg



0 dB = 1.26 W/kg = 1.00 dBW/kg

### GSM 1900 ANT 3

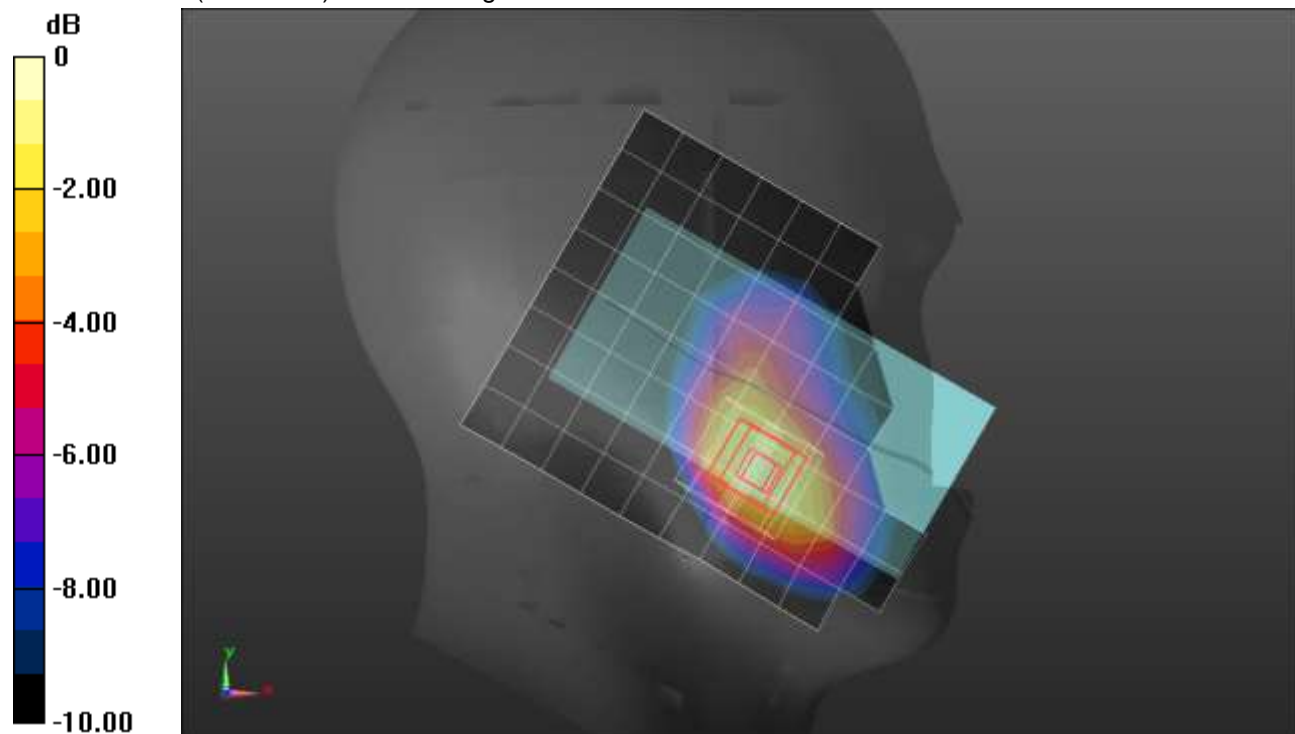
Frequency: 1880 MHz; Duty Cycle: 1:4.00037; Room Ambient Temperature: 24.0°C; Liquid Temperature: 23.0°C  
 Medium parameters used:  $f = 1880 \text{ MHz}$ ;  $\sigma = 1.44 \text{ S/m}$ ;  $\epsilon_r = 39.46$ ;  $\rho = 1000 \text{ kg/m}^3$

DASY5 Configuration:

- Area Scan Setting: Find Secondary Maximum Within: 2.0 dB and with a peak SAR value greater than 0.0012W/kg
- Electronics: DAE4 Sn1359; Calibrated: 1/28/2021
- Probe: EX3DV4 - SN3772; ConvF(7.33, 7.33, 7.33) @ 1880 MHz; Calibrated: 2/25/2021
- Sensor-Surface: 1.4mm (Mechanical Surface Detection), Sensor-Surface: 2.5mm (Mechanical Surface Detection)
- Phantom: Twin-SAM V8.0 (20deg probe tilt); Type: QD 000 P41 AA; Serial: 1948

**LHS/Touch\_GPRS 2 slots\_ch 661/Area Scan (9x13x1):** Measurement grid: dx=15mm, dy=15mm  
 Maximum value of SAR (measured) = 0.543 W/kg

**LHS/Touch\_GPRS 2 slots\_ch 661/Zoom Scan (5x5x7)/Cube 0:** Measurement grid: dx=8mm, dy=8mm, dz=5mm  
 Reference Value = 19.20 V/m; Power Drift = 0.04 dB  
 Peak SAR (extrapolated) = 0.801 W/kg  
**SAR(1 g) = 0.508 W/kg; SAR(10 g) = 0.306 W/kg**  
 Smallest distance from peaks to all points 3 dB below = 14.7 mm  
 Ratio of SAR at M2 to SAR at M1 = 64.1%  
 Maximum value of SAR (measured) = 0.637 W/kg



0 dB = 0.637 W/kg = -1.96 dBW/kg

### GSM 1900 ANT 3

Frequency: 1880 MHz; Duty Cycle: 1:4.00037; Room Ambient Temperature: 24.0°C; Liquid Temperature: 23.0°C  
 Medium parameters used:  $f = 1880 \text{ MHz}$ ;  $\sigma = 1.44 \text{ S/m}$ ;  $\epsilon_r = 39.46$ ;  $\rho = 1000 \text{ kg/m}^3$

DASY5 Configuration:

- Area Scan Setting: Find Secondary Maximum Within: 2.0 dB and with a peak SAR value greater than 0.0012W/kg
- Electronics: DAE4 Sn1359; Calibrated: 1/28/2021
- Probe: EX3DV4 - SN3772; ConvF(7.33, 7.33, 7.33) @ 1880 MHz; Calibrated: 2/25/2021
- Sensor-Surface: 2.5mm (Mechanical Surface Detection)
- Phantom: Twin-SAM V8.0 (20deg probe tilt); Type: QD 000 P41 AA; Serial: 1948

**Rear/GPRS 2 slots\_ch 661/Area Scan (8x13x1):** Measurement grid: dx=15mm, dy=15mm

Maximum value of SAR (measured) = 0.790 W/kg

**Rear/GPRS 2 slots\_ch 661/Zoom Scan (5x5x7)/Cube 0:** Measurement grid: dx=8mm, dy=8mm,

dz=5mm

Reference Value = 24.00 V/m; Power Drift = -0.12 dB

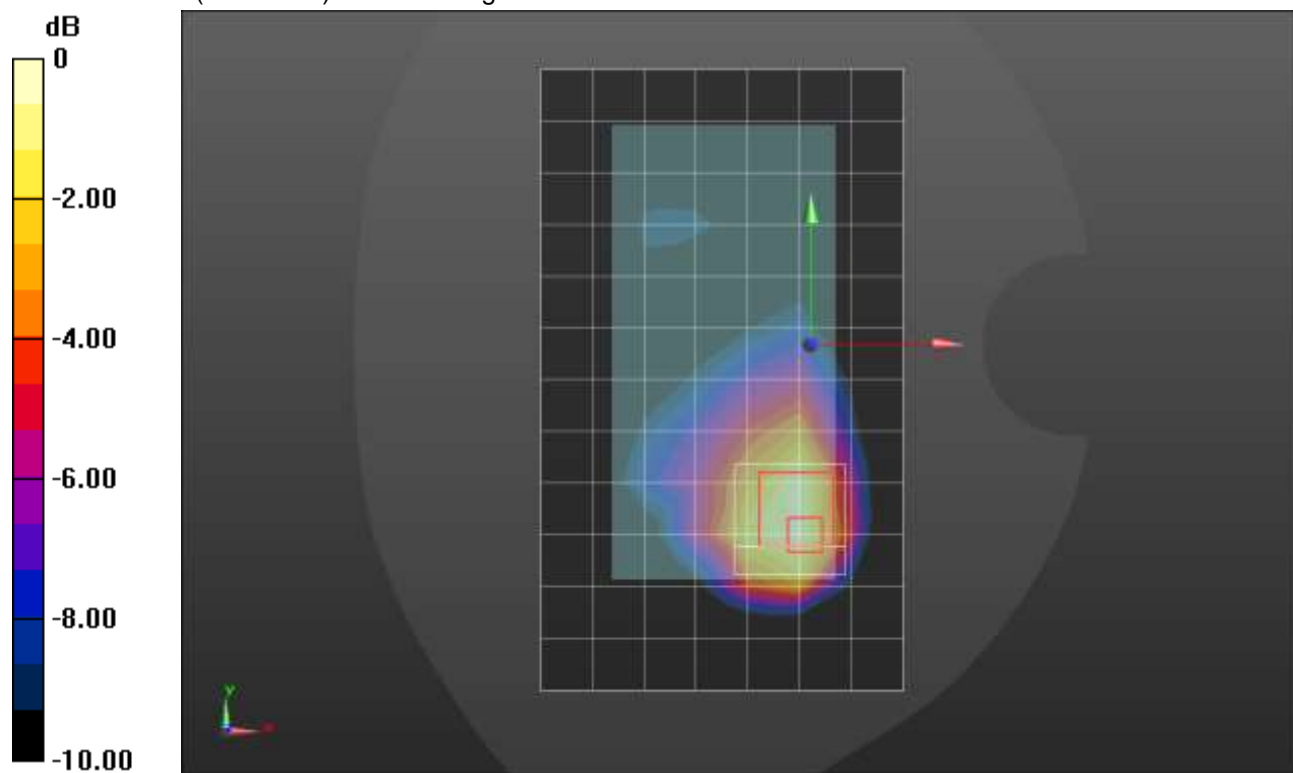
Peak SAR (extrapolated) = 1.34 W/kg

**SAR(1 g) = 0.658 W/kg; SAR(10 g) = 0.370 W/kg**

Smallest distance from peaks to all points 3 dB below = 8.2 mm

Ratio of SAR at M2 to SAR at M1 = 49.5%

Maximum value of SAR (measured) = 0.865 W/kg



0 dB = 0.865 W/kg = -0.63 dBW/kg

### GSM 1900 ANT 3

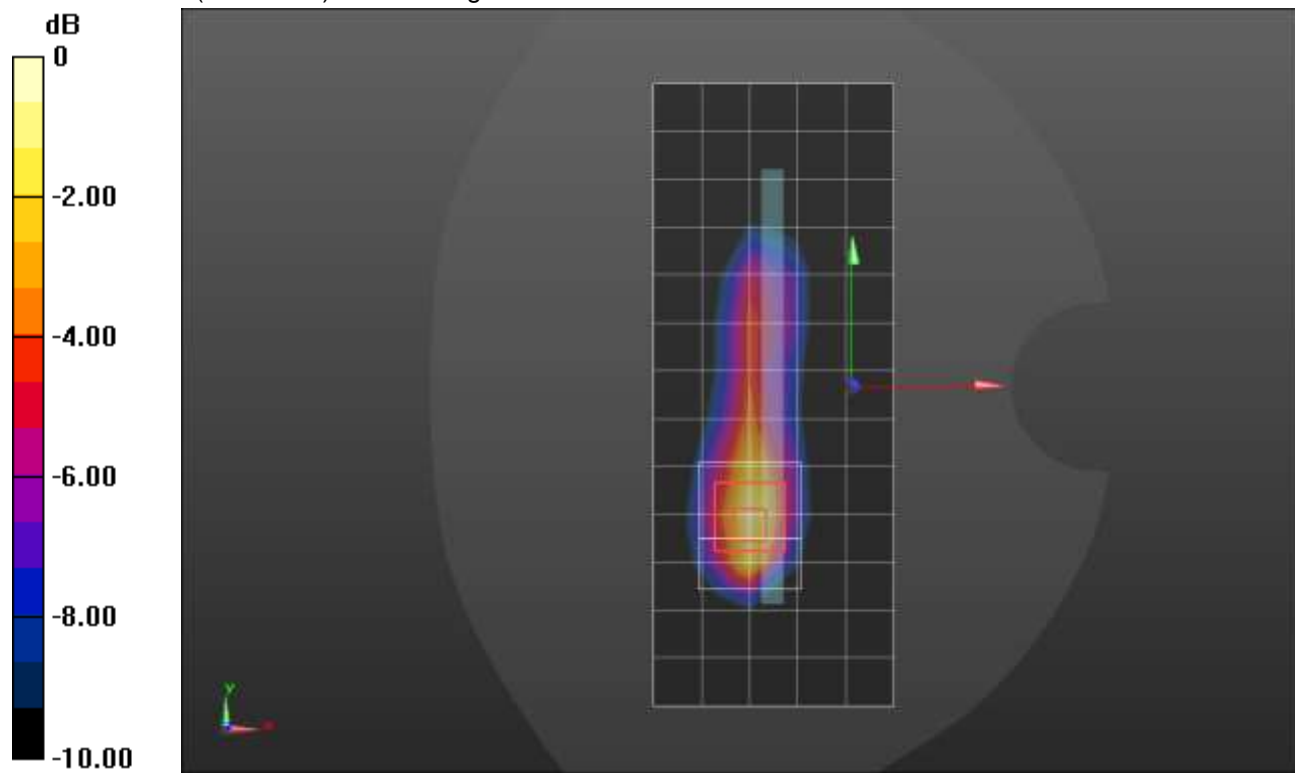
Frequency: 1909.8 MHz; Duty Cycle: 1:4.00037; Room Ambient Temperature: 24.0°C; Liquid Temperature: 23.0°C  
 Medium parameters used:  $f = 1910 \text{ MHz}$ ;  $\sigma = 1.456 \text{ S/m}$ ;  $\epsilon_r = 39.458$ ;  $\rho = 1000 \text{ kg/m}^3$

DASY5 Configuration:

- Area Scan Setting: Find Secondary Maximum Within: 2.0 dB and with a peak SAR value greater than 0.0012W/kg
- Electronics: DAE4 Sn1359; Calibrated: 1/28/2021
- Probe: EX3DV4 - SN3772; ConvF(7.33, 7.33, 7.33) @ 1909.8 MHz; Calibrated: 2/25/2021
- Sensor-Surface: 2.5mm (Mechanical Surface Detection)
- Phantom: Twin-SAM V8.0 (20deg probe tilt); Type: QD 000 P41 AA; Serial: 1948

**Edge 4/GPRS 2 slots\_ch 810/Area Scan (6x14x1):** Measurement grid: dx=15mm, dy=15mm  
 Maximum value of SAR (measured) = 1.02 W/kg

**Edge 4/GPRS 2 slots\_ch 810/Zoom Scan (5x6x7)/Cube 0:** Measurement grid: dx=8mm, dy=8mm, dz=5mm  
 Reference Value = 26.89 V/m; Power Drift = -0.03 dB  
 Peak SAR (extrapolated) = 1.51 W/kg  
**SAR(1 g) = 0.779 W/kg; SAR(10 g) = 0.385 W/kg**  
 Smallest distance from peaks to all points 3 dB below = 8.6 mm  
 Ratio of SAR at M2 to SAR at M1 = 52.3%  
 Maximum value of SAR (measured) = 1.08 W/kg



0 dB = 1.08 W/kg = 0.33 dBW/kg

### GSM 1900 ANT 4


Frequency: 1850.2 MHz; Duty Cycle: 1:4.00037; Room Ambient Temperature: 24.0°C; Liquid Temperature: 23.0°C  
 Medium parameters used (interpolated):  $f = 1850.2$  MHz;  $\sigma = 1.331$  S/m;  $\epsilon_r = 39.43$ ;  $\rho = 1000$  kg/m<sup>3</sup>

DASY5 Configuration:

- Area Scan Setting: Find Secondary Maximum Within: 2.0 dB and with a peak SAR value greater than 0.0012W/kg
- Electronics: DAE4 Sn1380; Calibrated: 8/19/2020
- Probe: EX3DV4 - SN3749; ConvF(7.86, 7.86, 7.86) @ 1850.2 MHz; Calibrated: 2/5/2021
- Sensor-Surface: 1.4mm (Mechanical Surface Detection), Sensor-Surface: 2.5mm (Mechanical Surface Detection)
- Phantom: SAM v4.0(A); Type: QD000P40CD; Serial: 1632

**LHS/Touch\_GPRS 2 slots\_ch 512/Area Scan (8x13x1):** Measurement grid: dx=15mm, dy=15mm  
 Maximum value of SAR (measured) = 0.911 W/kg

**LHS/Touch\_GPRS 2 slots\_ch 512/Zoom Scan (5x5x7)/Cube 0:** Measurement grid: dx=8mm, dy=8mm, dz=5mm  
 Reference Value = 25.09 V/m; Power Drift = 0.09 dB  
 Peak SAR (extrapolated) = 1.53 W/kg  
**SAR(1 g) = 0.749 W/kg; SAR(10 g) = 0.362 W/kg**  
 Smallest distance from peaks to all points 3 dB below = 10.2 mm  
 Ratio of SAR at M2 to SAR at M1 = 48.5%  
 Maximum value of SAR (measured) = 1.04 W/kg



0 dB = 1.04 W/kg = 0.17 dBW/kg

### GSM 1900 ANT 4

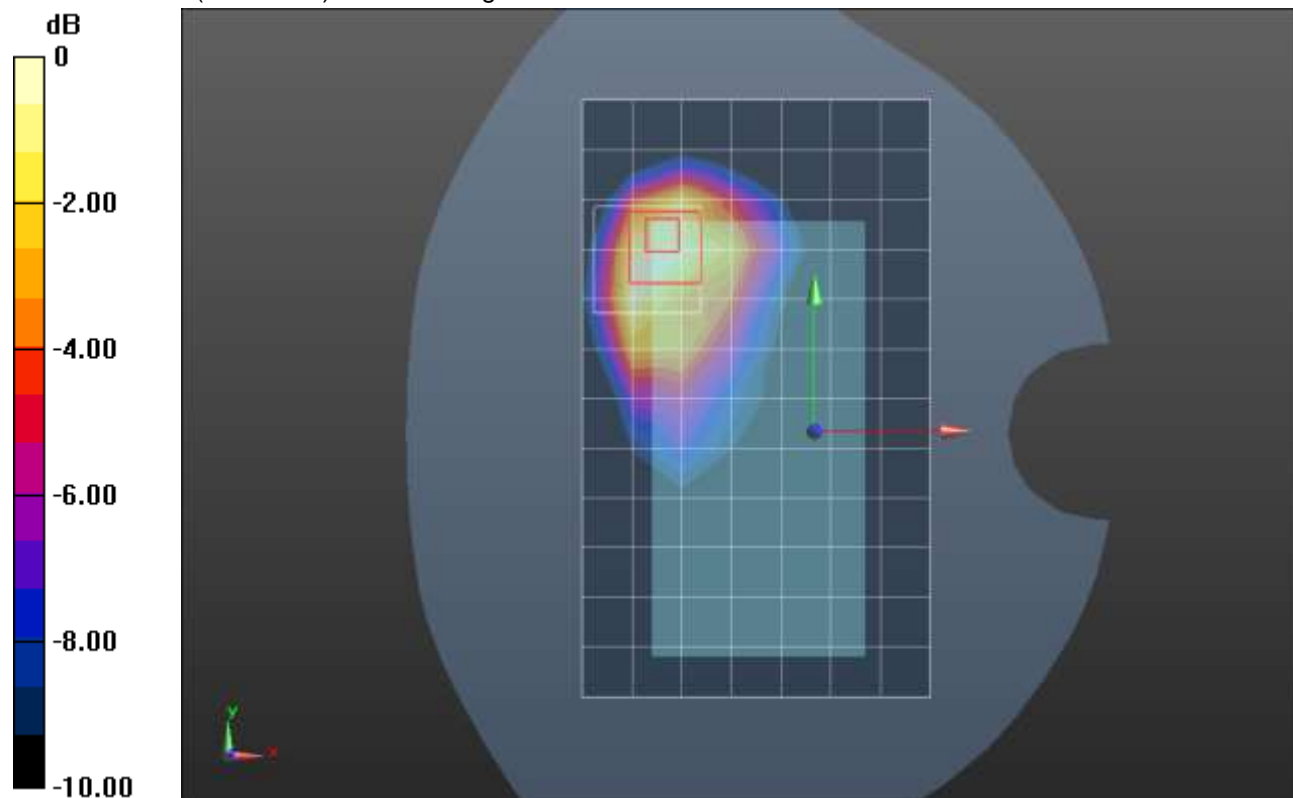
Frequency: 1880 MHz; Duty Cycle: 1:4.00037; Room Ambient Temperature: 24.0°C; Liquid Temperature: 23.0°C  
 Medium parameters used:  $f = 1880 \text{ MHz}$ ;  $\sigma = 1.342 \text{ S/m}$ ;  $\epsilon_r = 39.219$ ;  $\rho = 1000 \text{ kg/m}^3$

DASY5 Configuration:

- Area Scan Setting: Find Secondary Maximum Within: 2.0 dB and with a peak SAR value greater than 0.0012W/kg
- Electronics: DAE4 Sn1380; Calibrated: 8/19/2020
- Probe: EX3DV4 - SN3749; ConvF(7.86, 7.86, 7.86) @ 1880 MHz; Calibrated: 2/5/2021
- Sensor-Surface: 2.5mm (Mechanical Surface Detection)
- Phantom: SAM v4.0(A); Type: QD000P40CD; Serial: 1632

**Rear/GPRS 2 slots\_ch 661/Area Scan (8x13x1):** Measurement grid: dx=15mm, dy=15mm  
 Maximum value of SAR (measured) = 0.653 W/kg

**Rear/GPRS 2 slots\_ch 661/Zoom Scan (5x5x7)/Cube 0:** Measurement grid: dx=8mm, dy=8mm, dz=5mm  
 Reference Value = 22.16 V/m; Power Drift = -0.16 dB  
 Peak SAR (extrapolated) = 1.02 W/kg  
**SAR(1 g) = 0.494 W/kg; SAR(10 g) = 0.270 W/kg**  
 Smallest distance from peaks to all points 3 dB below = 9.3 mm  
 Ratio of SAR at M2 to SAR at M1 = 57%  
 Maximum value of SAR (measured) = 0.688 W/kg



0 dB = 0.688 W/kg = -1.62 dBW/kg



### GSM 1900 ANT 4

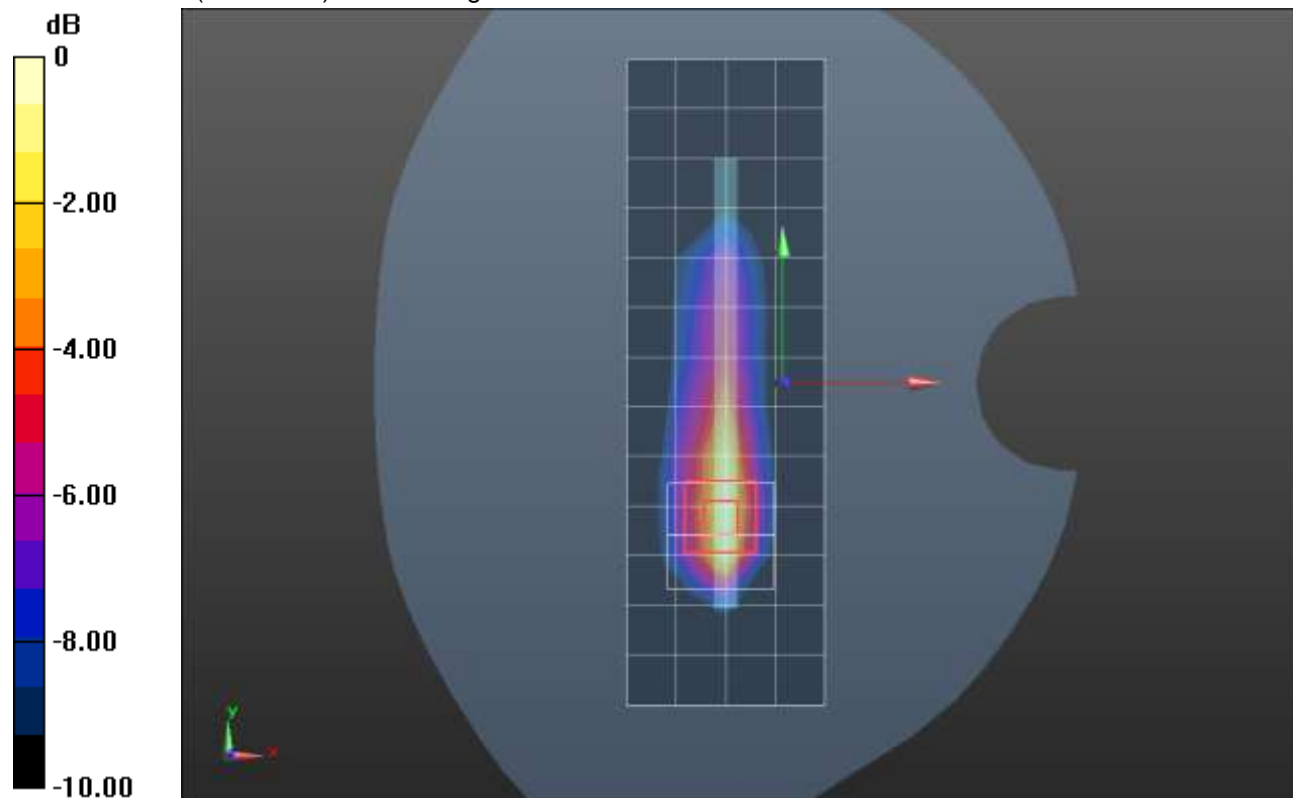
Frequency: 1880 MHz; Duty Cycle: 1:4.00037; Room Ambient Temperature: 24.0°C; Liquid Temperature: 23.0°C  
 Medium parameters used:  $f = 1880 \text{ MHz}$ ;  $\sigma = 1.342 \text{ S/m}$ ;  $\epsilon_r = 39.219$ ;  $\rho = 1000 \text{ kg/m}^3$

DASY5 Configuration:

- Area Scan Setting: Find Secondary Maximum Within: 2.0 dB and with a peak SAR value greater than 0.0012W/kg
- Electronics: DAE4 Sn1380; Calibrated: 8/19/2020
- Probe: EX3DV4 - SN3749; ConvF(7.86, 7.86, 7.86) @ 1880 MHz; Calibrated: 2/5/2021
- Sensor-Surface: 2.5mm (Mechanical Surface Detection)
- Phantom: SAM v4.0(A); Type: QD000P40CD; Serial: 1632

**Edge 2/GPRS 2 slots\_ch 661/Area Scan (5x14x1):** Measurement grid: dx=15mm, dy=15mm  
 Maximum value of SAR (measured) = 0.912 W/kg

**Edge 2/GPRS 2 slots\_ch 661/Zoom Scan (5x5x7)/Cube 0:** Measurement grid: dx=8mm, dy=8mm, dz=5mm  
 Reference Value = 27.41 V/m; Power Drift = -0.20 dB  
 Peak SAR (extrapolated) = 1.40 W/kg  
**SAR(1 g) = 0.718 W/kg; SAR(10 g) = 0.356 W/kg**  
 Smallest distance from peaks to all points 3 dB below = 8.6 mm  
 Ratio of SAR at M2 to SAR at M1 = 50.7%  
 Maximum value of SAR (measured) = 1.00 W/kg



0 dB = 1.00 W/kg = 0.00 dBW/kg

### W-CDMA Band II ANT 1

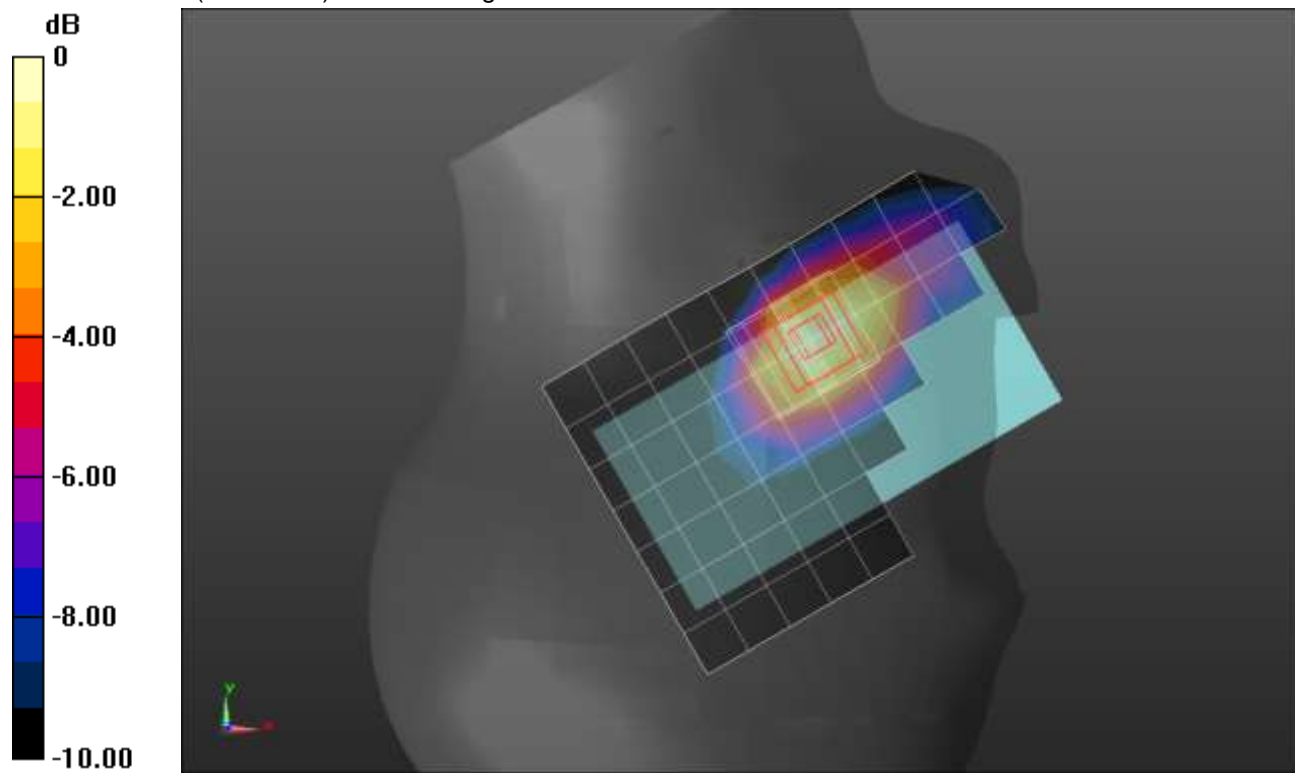
Frequency: 1880 MHz; Duty Cycle: 1:1; Room Ambient Temperature: 24.0°C; Liquid Temperature: 23.0°C  
 Medium parameters used:  $f = 1880 \text{ MHz}$ ;  $\sigma = 1.44 \text{ S/m}$ ;  $\epsilon_r = 39.46$ ;  $\rho = 1000 \text{ kg/m}^3$

DASY5 Configuration:

- Area Scan Setting: Find Secondary Maximum Within: 2.0 dB and with a peak SAR value greater than 0.0012W/kg
- Electronics: DAE4 Sn1359; Calibrated: 1/28/2021
- Probe: EX3DV4 - SN3772; ConvF(7.33, 7.33, 7.33) @ 1880 MHz; Calibrated: 2/25/2021
- Sensor-Surface: 1.4mm (Mechanical Surface Detection)
- Phantom: Twin-SAM V8.0 (20deg probe tilt); Type: QD 000 P41 AA; Serial: 1948

**RHS/Touch\_RMC Rel. 99\_ch 9400/Area Scan (8x12x1):** Measurement grid: dx=15mm, dy=15mm  
 Maximum value of SAR (measured) = 0.561 W/kg

**RHS/Touch\_RMC Rel. 99\_ch 9400/Zoom Scan (5x5x7)/Cube 0:** Measurement grid: dx=8mm, dy=8mm, dz=5mm  
 Reference Value = 18.89 V/m; Power Drift = 0.04 dB  
 Peak SAR (extrapolated) = 0.734 W/kg  
**SAR(1 g) = 0.445 W/kg; SAR(10 g) = 0.270 W/kg**  
 Smallest distance from peaks to all points 3 dB below = 9.5 mm  
 Ratio of SAR at M2 to SAR at M1 = 64.8%  
 Maximum value of SAR (measured) = 0.605 W/kg



0 dB = 0.605 W/kg = -2.18 dBW/kg

### W-CDMA Band II ANT 1

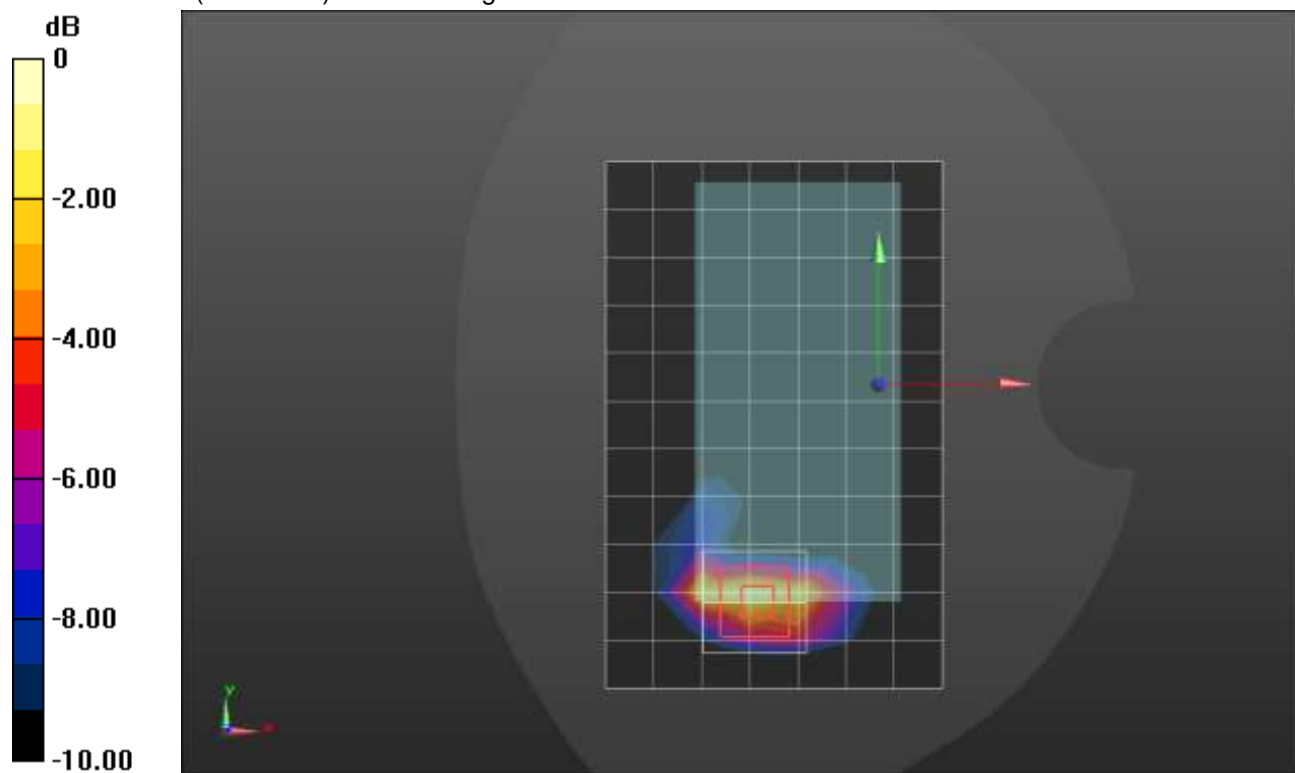
Frequency: 1880 MHz; Duty Cycle: 1:1; Room Ambient Temperature: 24.0°C; Liquid Temperature: 23.0°C  
 Medium parameters used:  $f = 1880 \text{ MHz}$ ;  $\sigma = 1.44 \text{ S/m}$ ;  $\epsilon_r = 39.46$ ;  $\rho = 1000 \text{ kg/m}^3$

DASY5 Configuration:

- Area Scan Setting: Find Secondary Maximum Within: 2.0 dB and with a peak SAR value greater than 0.0012W/kg
- Electronics: DAE4 Sn1359; Calibrated: 1/28/2021
- Probe: EX3DV4 - SN3772; ConvF(7.33, 7.33, 7.33) @ 1880 MHz; Calibrated: 2/25/2021
- Sensor-Surface: 2.5mm (Mechanical Surface Detection)
- Phantom: Twin-SAM V8.0 (20deg probe tilt); Type: QD 000 P41 AA; Serial: 1948

**Rear/Rel. 99 RMC\_ch 9400/Area Scan (8x12x1):** Measurement grid: dx=15mm, dy=15mm  
 Maximum value of SAR (measured) = 0.742 W/kg

**Rear/Rel. 99 RMC\_ch 9400/Zoom Scan (5x5x7)/Cube 0:** Measurement grid: dx=8mm, dy=8mm, dz=5mm  
 Reference Value = 23.19 V/m; Power Drift = 0.01 dB  
 Peak SAR (extrapolated) = 1.11 W/kg  
**SAR(1 g) = 0.575 W/kg; SAR(10 g) = 0.285 W/kg**  
 Smallest distance from peaks to all points 3 dB below = 8 mm  
 Ratio of SAR at M2 to SAR at M1 = 53.5%  
 Maximum value of SAR (measured) = 0.785 W/kg



0 dB = 0.785 W/kg = -1.05 dBW/kg

### W-CDMA Band II ANT 1

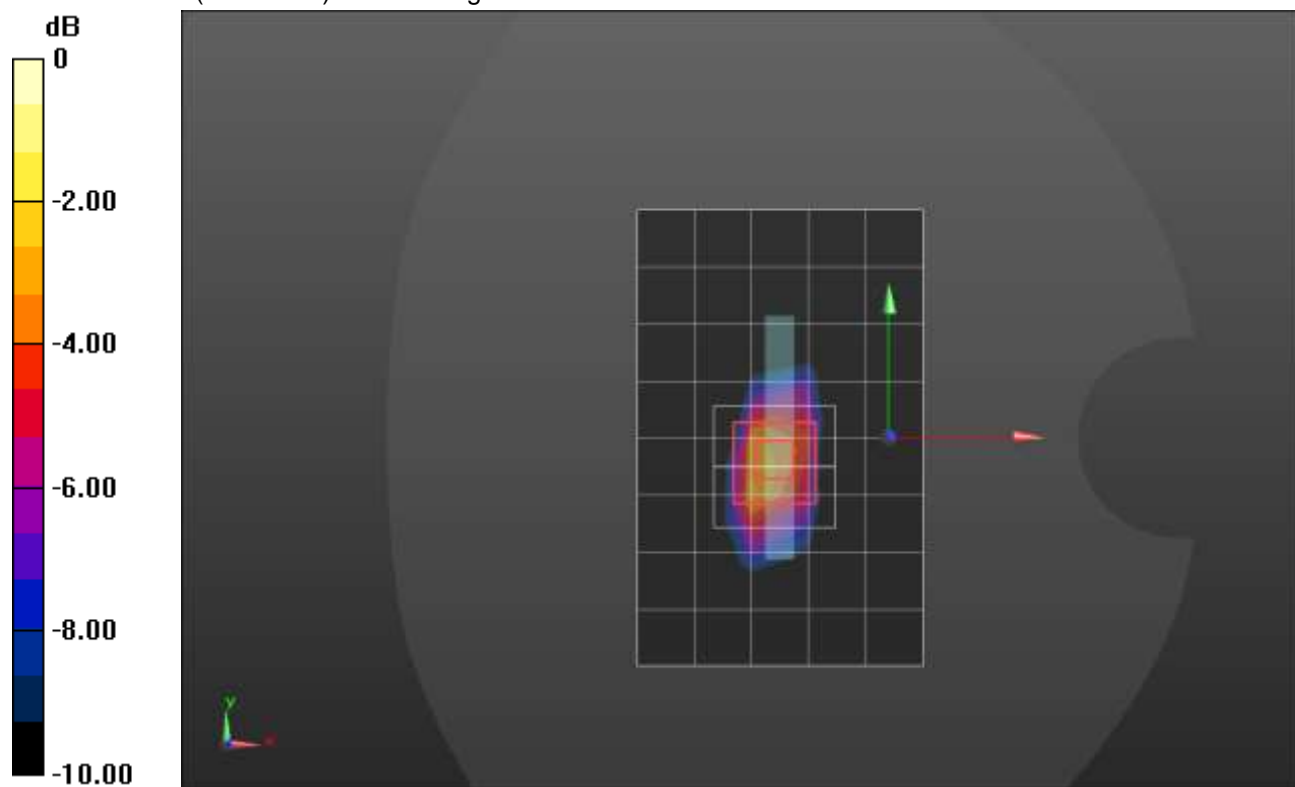
Frequency: 1880 MHz; Duty Cycle: 1:1; Room Ambient Temperature: 24.0°C; Liquid Temperature: 23.0°C  
 Medium parameters used:  $f = 1880 \text{ MHz}$ ;  $\sigma = 1.44 \text{ S/m}$ ;  $\epsilon_r = 39.46$ ;  $\rho = 1000 \text{ kg/m}^3$

DASY5 Configuration:

- Area Scan Setting: Find Secondary Maximum Within: 2.0 dB and with a peak SAR value greater than 0.0012W/kg
- Electronics: DAE4 Sn1359; Calibrated: 1/28/2021
- Probe: EX3DV4 - SN3772; ConvF(7.33, 7.33, 7.33) @ 1880 MHz; Calibrated: 2/25/2021
- Sensor-Surface: 2.5mm (Mechanical Surface Detection)
- Phantom: Twin-SAM V8.0 (20deg probe tilt); Type: QD 000 P41 AA; Serial: 1948

**Edge 3/Rel. 99 RMC\_ch 9400/Area Scan (6x9x1):** Measurement grid: dx=15mm, dy=15mm  
 Maximum value of SAR (measured) = 0.674 W/kg

**Edge 3/Rel. 99 RMC\_ch 9400/Zoom Scan (5x5x7)/Cube 0:** Measurement grid: dx=8mm, dy=8mm, dz=5mm  
 Reference Value = 22.08 V/m; Power Drift = -0.09 dB  
 Peak SAR (extrapolated) = 1.74 W/kg  
**SAR(1 g) = 0.844 W/kg; SAR(10 g) = 0.376 W/kg**  
 Smallest distance from peaks to all points 3 dB below = 7.2 mm  
 Ratio of SAR at M2 to SAR at M1 = 51%  
 Maximum value of SAR (measured) = 1.19 W/kg



0 dB = 1.19 W/kg = 0.76 dBW/kg

## W-CDMA Band II ANT 2

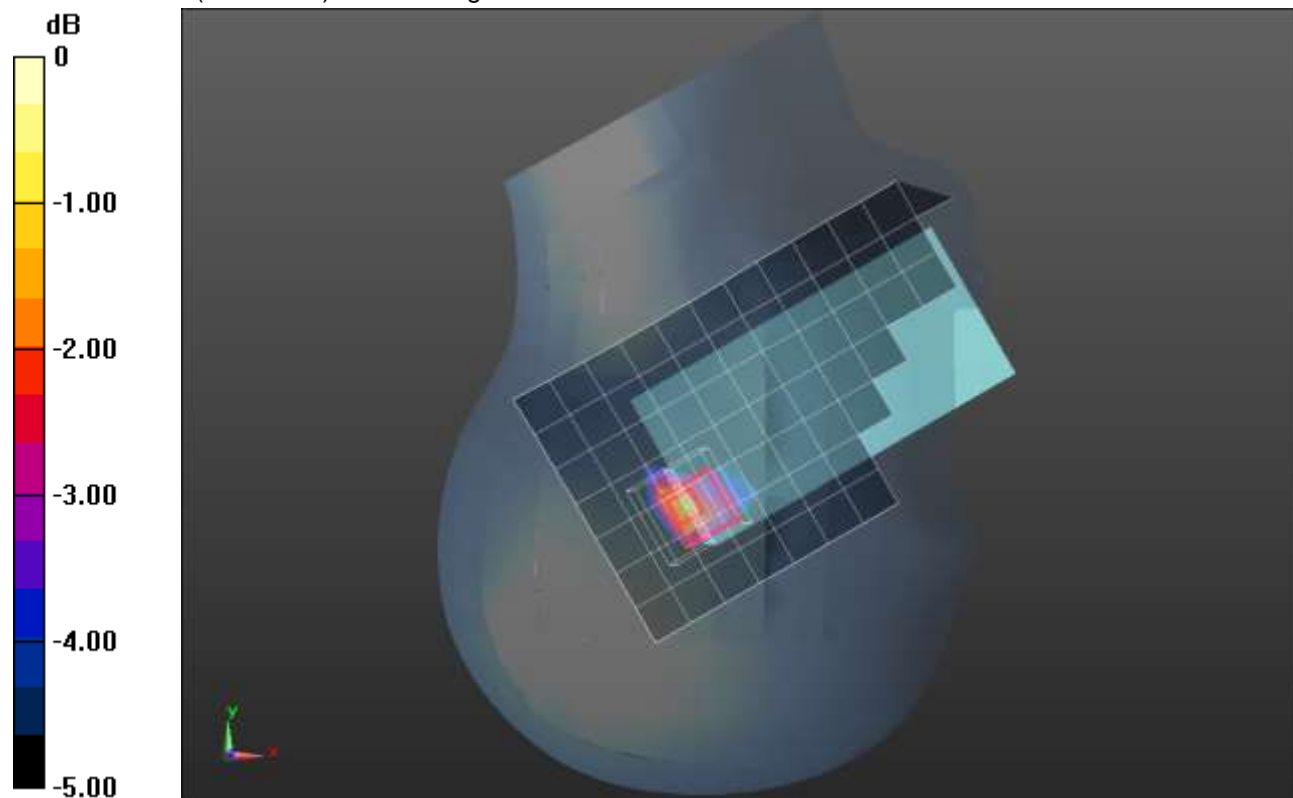
Frequency: 1852.4 MHz; Duty Cycle: 1:1; Room Ambient Temperature: 24.0°C; Liquid Temperature: 23.0°C  
 Medium parameters used (interpolated):  $f = 1852.4 \text{ MHz}$ ;  $\sigma = 1.331 \text{ S/m}$ ;  $\epsilon_r = 39.423$ ;  $\rho = 1000 \text{ kg/m}^3$

DASY5 Configuration:

- Area Scan Setting: Find Secondary Maximum Within: 2.0 dB and with a peak SAR value greater than 0.0012W/kg
- Electronics: DAE4 Sn1380; Calibrated: 8/19/2020
- Probe: EX3DV4 - SN3749; ConvF(7.86, 7.86, 7.86) @ 1852.4 MHz; Calibrated: 2/5/2021
- Sensor-Surface: 1.4mm (Mechanical Surface Detection)
- Phantom: SAM v4.0(A); Type: QD000P40CD; Serial: 1632

**RHS/Touch\_RMC Rel. 99\_ch 9262/Area Scan (8x13x1):** Measurement grid: dx=15mm, dy=15mm  
 Maximum value of SAR (measured) = 0.972 W/kg

**RHS/Touch\_RMC Rel. 99\_ch 9262/Zoom Scan (5x5x7)/Cube 0:** Measurement grid: dx=8mm, dy=8mm, dz=5mm  
 Reference Value = 25.21 V/m; Power Drift = 0.00 dB  
 Peak SAR (extrapolated) = 1.54 W/kg  
**SAR(1 g) = 0.730 W/kg; SAR(10 g) = 0.378 W/kg**  
 Smallest distance from peaks to all points 3 dB below = 6.9 mm  
 Ratio of SAR at M2 to SAR at M1 = 46.3%  
 Maximum value of SAR (measured) = 1.22 W/kg



0 dB = 1.22 W/kg = 0.86 dBW/kg

## W-CDMA Band II ANT 2

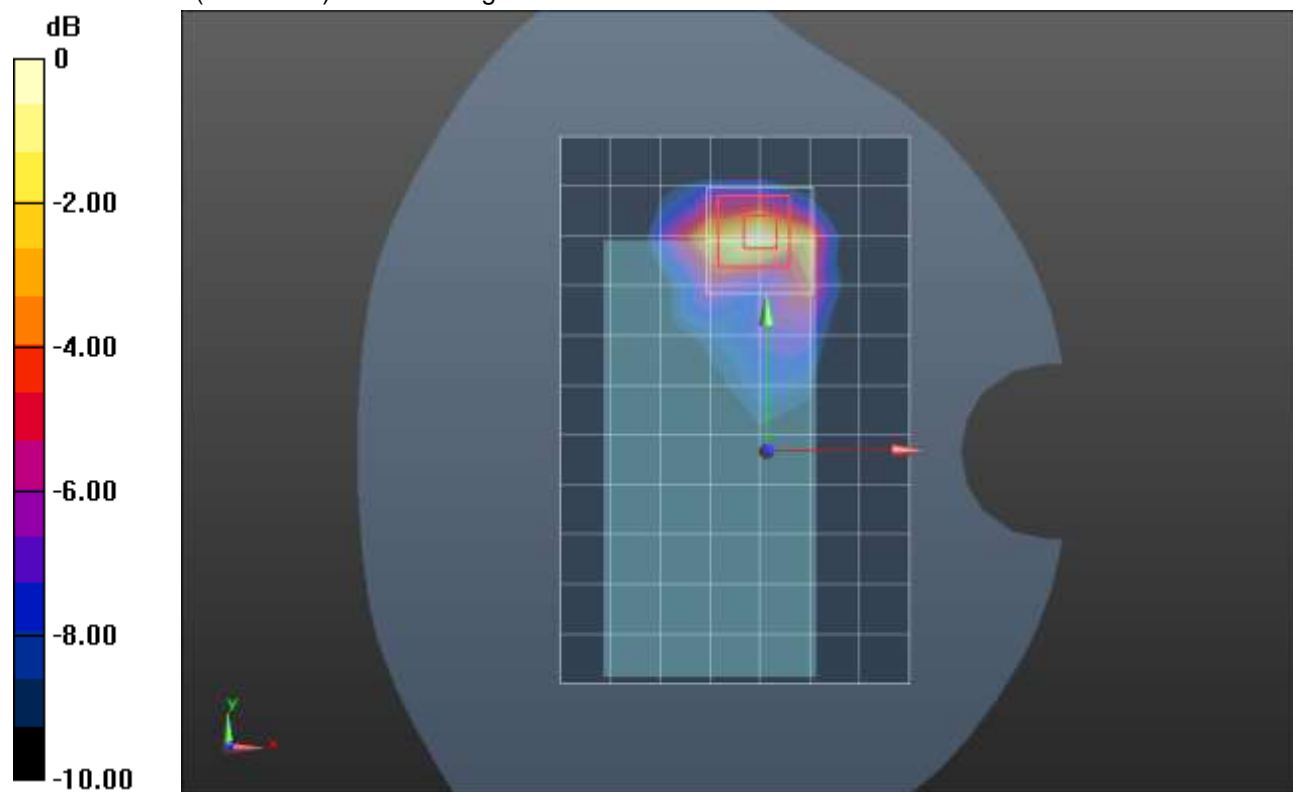
Frequency: 1880 MHz; Duty Cycle: 1:1; Room Ambient Temperature: 24.0°C; Liquid Temperature: 23.0°C  
 Medium parameters used:  $f = 1880 \text{ MHz}$ ;  $\sigma = 1.394 \text{ S/m}$ ;  $\epsilon_r = 38.296$ ;  $\rho = 1000 \text{ kg/m}^3$

DASY5 Configuration:

- Area Scan Setting: Find Secondary Maximum Within: 2.0 dB and with a peak SAR value greater than 0.0012W/kg
- Electronics: DAE4 Sn1380; Calibrated: 8/19/2020
- Probe: EX3DV4 - SN3749; ConvF(7.86, 7.86, 7.86) @ 1880 MHz; Calibrated: 2/5/2021
- Sensor-Surface: 2.5mm (Mechanical Surface Detection)
- Phantom: SAM v4.0(A); Type: QD000P40CD; Serial: 1632

**Rear/Rel. 99 RMC\_ch 9400/Area Scan (8x12x1):** Measurement grid: dx=15mm, dy=15mm  
 Maximum value of SAR (measured) = 1.01 W/kg

**Rear/Rel. 99 RMC\_ch 9400/Zoom Scan (5x5x7)/Cube 0:** Measurement grid: dx=8mm, dy=8mm, dz=5mm  
 Reference Value = 27.10 V/m; Power Drift = -0.05 dB  
 Peak SAR (extrapolated) = 1.48 W/kg  
**SAR(1 g) = 0.702 W/kg; SAR(10 g) = 0.324 W/kg**  
 Smallest distance from peaks to all points 3 dB below = 6.6 mm  
 Ratio of SAR at M2 to SAR at M1 = 49.2%  
 Maximum value of SAR (measured) = 0.990 W/kg



0 dB = 0.990 W/kg = -0.04 dBW/kg

## W-CDMA Band II ANT 2

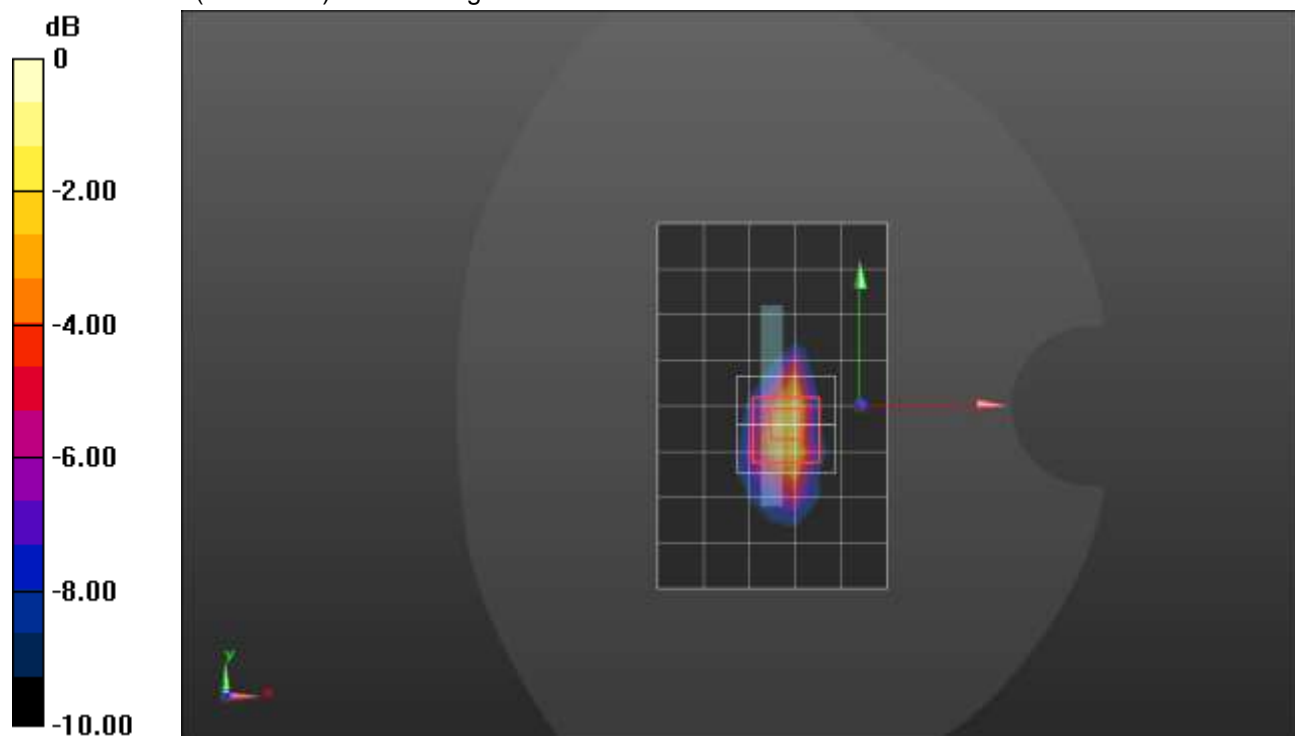
Frequency: 1852.4 MHz; Duty Cycle: 1:1; Room Ambient Temperature: 24.0°C; Liquid Temperature: 23.0°C  
 Medium parameters used (interpolated):  $f = 1852.4 \text{ MHz}$ ;  $\sigma = 1.423 \text{ S/m}$ ;  $\epsilon_r = 39.494$ ;  $\rho = 1000 \text{ kg/m}^3$

DASY5 Configuration:

- Area Scan Setting: Find Secondary Maximum Within: 2.0 dB and with a peak SAR value greater than 0.0012W/kg
- Electronics: DAE4 Sn1359; Calibrated: 1/28/2021
- Probe: EX3DV4 - SN3772; ConvF(7.33, 7.33, 7.33) @ 1852.4 MHz; Calibrated: 2/25/2021
- Sensor-Surface: 2.5mm (Mechanical Surface Detection)
- Phantom: Twin-SAM V8.0 (20deg probe tilt); Type: QD 000 P41 AA; Serial: 1948

**Edge 1/Rel. 99 RMC\_ch 9262/Area Scan (6x9x1):** Measurement grid: dx=15mm, dy=15mm  
 Maximum value of SAR (measured) = 0.912 W/kg

**Edge 1/Rel. 99 RMC\_ch 9262/Zoom Scan (5x5x7)/Cube 0:** Measurement grid: dx=8mm, dy=8mm, dz=5mm  
 Reference Value = 25.95 V/m; Power Drift = 0.08 dB  
 Peak SAR (extrapolated) = 1.52 W/kg  
**SAR(1 g) = 0.759 W/kg; SAR(10 g) = 0.353 W/kg**  
 Smallest distance from peaks to all points 3 dB below = 8 mm  
 Ratio of SAR at M2 to SAR at M1 = 51.7%  
 Maximum value of SAR (measured) = 1.08 W/kg



0 dB = 1.08 W/kg = 0.33 dBW/kg

### W-CDMA Band II ANT 3

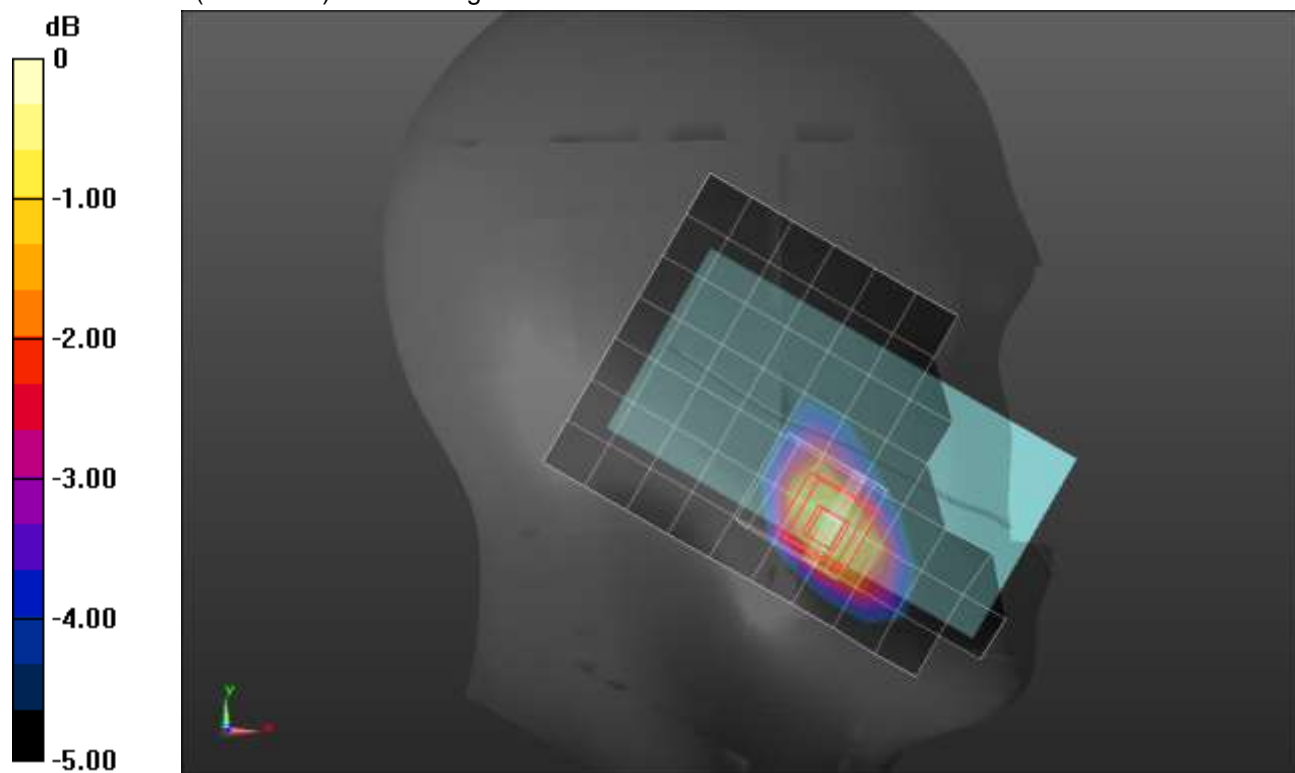
Frequency: 1852.4 MHz; Duty Cycle: 1:1; Room Ambient Temperature: 24.0°C; Liquid Temperature: 23.0°C  
 Medium parameters used (interpolated):  $f = 1852.4 \text{ MHz}$ ;  $\sigma = 1.423 \text{ S/m}$ ;  $\epsilon_r = 39.494$ ;  $\rho = 1000 \text{ kg/m}^3$

DASY5 Configuration:

- Area Scan Setting: Find Secondary Maximum Within: 2.0 dB and with a peak SAR value greater than 0.0012W/kg
- Electronics: DAE4 Sn1359; Calibrated: 1/28/2021
- Probe: EX3DV4 - SN3772; ConvF(7.33, 7.33, 7.33) @ 1852.4 MHz; Calibrated: 2/25/2021
- Sensor-Surface: 1.4mm (Mechanical Surface Detection)
- Phantom: Twin-SAM V8.0 (20deg probe tilt); Type: QD 000 P41 AA; Serial: 1948

**LHS/Touch\_RMC Rel. 99\_ch 9262/Area Scan (8x11x1):** Measurement grid: dx=15mm, dy=15mm  
 Maximum value of SAR (measured) = 1.06 W/kg

**LHS/Touch\_RMC Rel. 99\_ch 9262/Zoom Scan (5x5x7)/Cube 0:** Measurement grid: dx=8mm, dy=8mm, dz=5mm  
 Reference Value = 25.83 V/m; Power Drift = -0.04 dB  
 Peak SAR (extrapolated) = 1.40 W/kg  
**SAR(1 g) = 0.855 W/kg; SAR(10 g) = 0.524 W/kg**  
 Smallest distance from peaks to all points 3 dB below = 12.1 mm  
 Ratio of SAR at M2 to SAR at M1 = 60%  
 Maximum value of SAR (measured) = 1.17 W/kg



0 dB = 1.17 W/kg = 0.68 dBW/kg



### W-CDMA Band II ANT 3

Frequency: 1852.4 MHz; Duty Cycle: 1:1; Room Ambient Temperature: 24.0°C; Liquid Temperature: 23.0°C  
 Medium parameters used (interpolated):  $f = 1852.4 \text{ MHz}$ ;  $\sigma = 1.423 \text{ S/m}$ ;  $\epsilon_r = 39.494$ ;  $\rho = 1000 \text{ kg/m}^3$

DASY5 Configuration:

- Area Scan Setting: Find Secondary Maximum Within: 2.0 dB and with a peak SAR value greater than 0.0012W/kg
- Electronics: DAE4 Sn1359; Calibrated: 1/28/2021
- Probe: EX3DV4 - SN3772; ConvF(7.33, 7.33, 7.33) @ 1852.4 MHz; Calibrated: 2/25/2021
- Sensor-Surface: 2.5mm (Mechanical Surface Detection)
- Phantom: Twin-SAM V8.0 (20deg probe tilt); Type: QD 000 P41 AA; Serial: 1948

**Rear/Rel. 99 RMC\_ch 9262/Area Scan (8x12x1):** Measurement grid: dx=15mm, dy=15mm  
 Maximum value of SAR (measured) = 1.07 W/kg

**Rear/Rel. 99 RMC\_ch 9262/Zoom Scan (5x5x7)/Cube 0:** Measurement grid: dx=8mm, dy=8mm, dz=5mm

Reference Value = 27.81 V/m; Power Drift = -0.05 dB

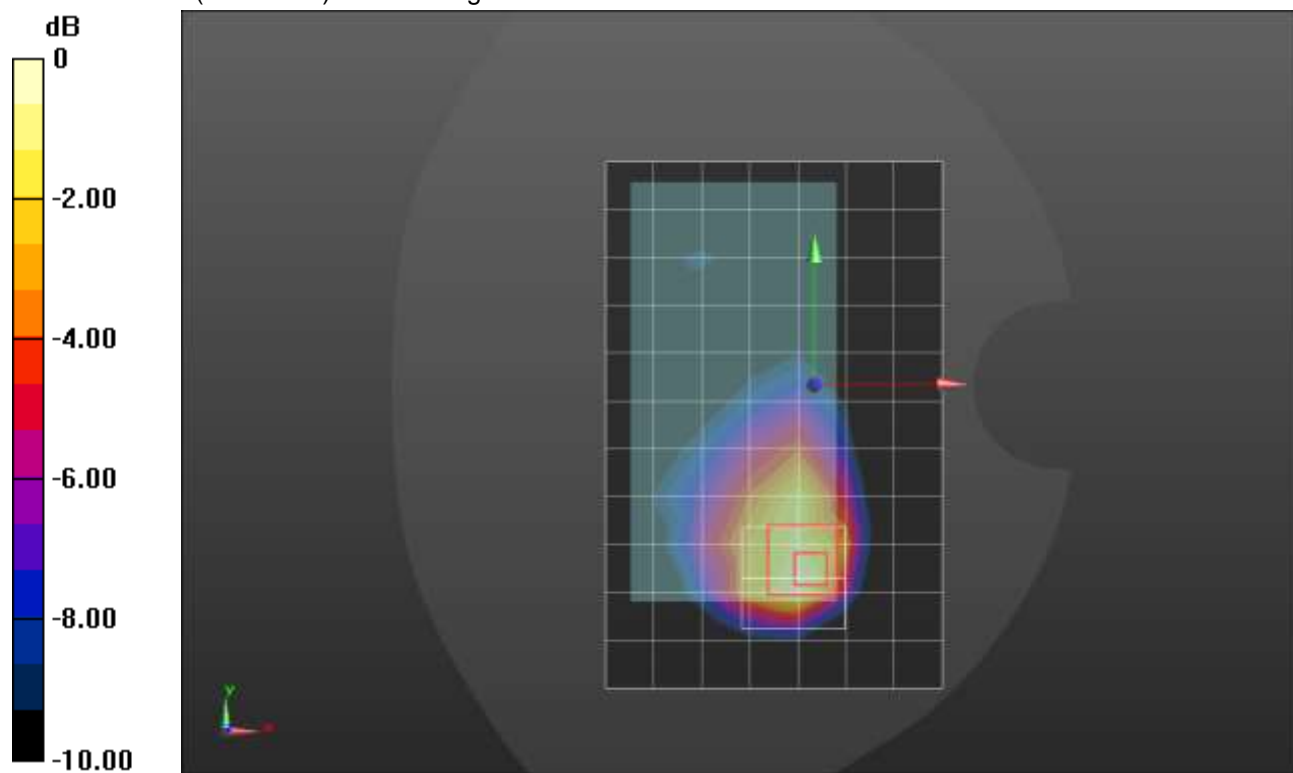
Peak SAR (extrapolated) = 1.75 W/kg

**SAR(1 g) = 0.821 W/kg; SAR(10 g) = 0.442 W/kg**

Smallest distance from peaks to all points 3 dB below = 8 mm

Ratio of SAR at M2 to SAR at M1 = 47.8%

Maximum value of SAR (measured) = 1.12 W/kg



0 dB = 1.12 W/kg = 0.49 dBW/kg

### W-CDMA Band II ANT 3

Frequency: 1852.4 MHz; Duty Cycle: 1:1; Room Ambient Temperature: 24.0°C; Liquid Temperature: 23.0°C  
 Medium parameters used (interpolated):  $f = 1852.4 \text{ MHz}$ ;  $\sigma = 1.423 \text{ S/m}$ ;  $\epsilon_r = 39.494$ ;  $\rho = 1000 \text{ kg/m}^3$

DASY5 Configuration:

- Area Scan Setting: Find Secondary Maximum Within: 2.0 dB and with a peak SAR value greater than 0.0012W/kg
- Electronics: DAE4 Sn1359; Calibrated: 1/28/2021
- Probe: EX3DV4 - SN3772; ConvF(7.33, 7.33, 7.33) @ 1852.4 MHz; Calibrated: 2/25/2021
- Sensor-Surface: 2.5mm (Mechanical Surface Detection (Locations From Previous Scan Used)), Sensor-Surface: 2.5mm (Mechanical Surface Detection)
- Phantom: Twin-SAM V8.0 (20deg probe tilt); Type: QD 000 P41 AA; Serial: 1948

**Edge 4/Rel. 99 RMC\_ch 9262/Area Scan (5x13x1):** Measurement grid: dx=15mm, dy=15mm  
 Maximum value of SAR (measured) = 1.19 W/kg

**Edge 4/Rel. 99 RMC\_ch 9262/Zoom Scan (5x5x7)/Cube 0:** Measurement grid: dx=8mm, dy=8mm, dz=5mm

Reference Value = 29.58 V/m; Power Drift = -0.07 dB

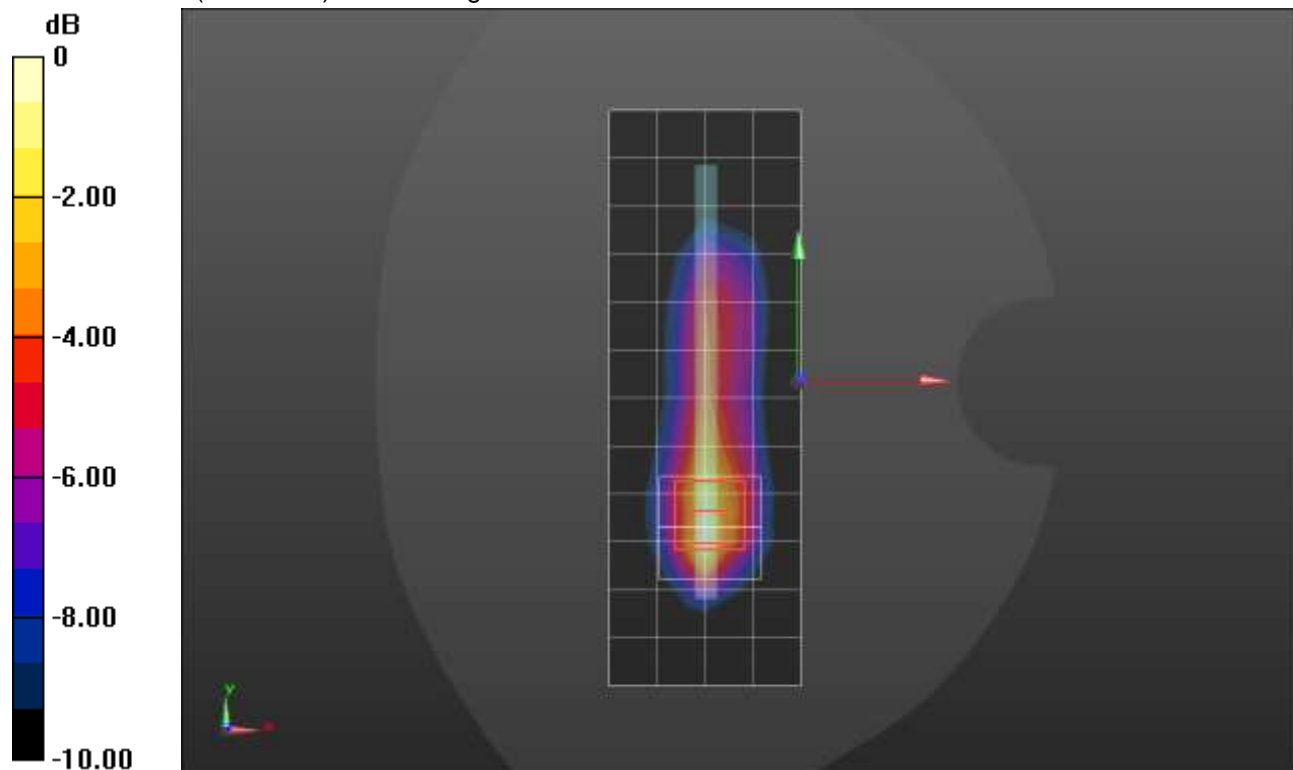
Peak SAR (extrapolated) = 1.73 W/kg

**SAR(1 g) = 0.895 W/kg; SAR(10 g) = 0.446 W/kg**

Smallest distance from peaks to all points 3 dB below = 9.6 mm

Ratio of SAR at M2 to SAR at M1 = 54.3%

Maximum value of SAR (measured) = 1.24 W/kg



0 dB = 1.24 W/kg = 0.93 dBW/kg

### W-CDMA Band II ANT 4

Frequency: 1880 MHz; Duty Cycle: 1:1; Room Ambient Temperature: 24.0°C; Liquid Temperature: 23.0°C

Medium parameters used:  $f = 1880 \text{ MHz}$ ;  $\sigma = 1.342 \text{ S/m}$ ;  $\epsilon_r = 39.219$ ;  $\rho = 1000 \text{ kg/m}^3$

DASY5 Configuration:

- Area Scan Setting: Find Secondary Maximum Within: 2.0 dB and with a peak SAR value greater than 0.0012W/kg
- Electronics: DAE4 Sn1380; Calibrated: 8/19/2020
- Probe: EX3DV4 - SN3749; ConvF(7.86, 7.86, 7.86) @ 1880 MHz; Calibrated: 2/5/2021
- Sensor-Surface: 1.4mm (Mechanical Surface Detection)
- Phantom: SAM v4.0(A); Type: QD000P40CD; Serial: 1632

**LHS/Touch\_RMC Rel. 99\_ch 9400/Area Scan (8x12x1):** Measurement grid: dx=15mm, dy=15mm

Maximum value of SAR (measured) = 1.02 W/kg

**LHS/Touch\_RMC Rel. 99\_ch 9400/Zoom Scan (6x7x7)/Cube 0:** Measurement grid: dx=8mm, dy=8mm, dz=5mm

Reference Value = 24.41 V/m; Power Drift = -0.07 dB

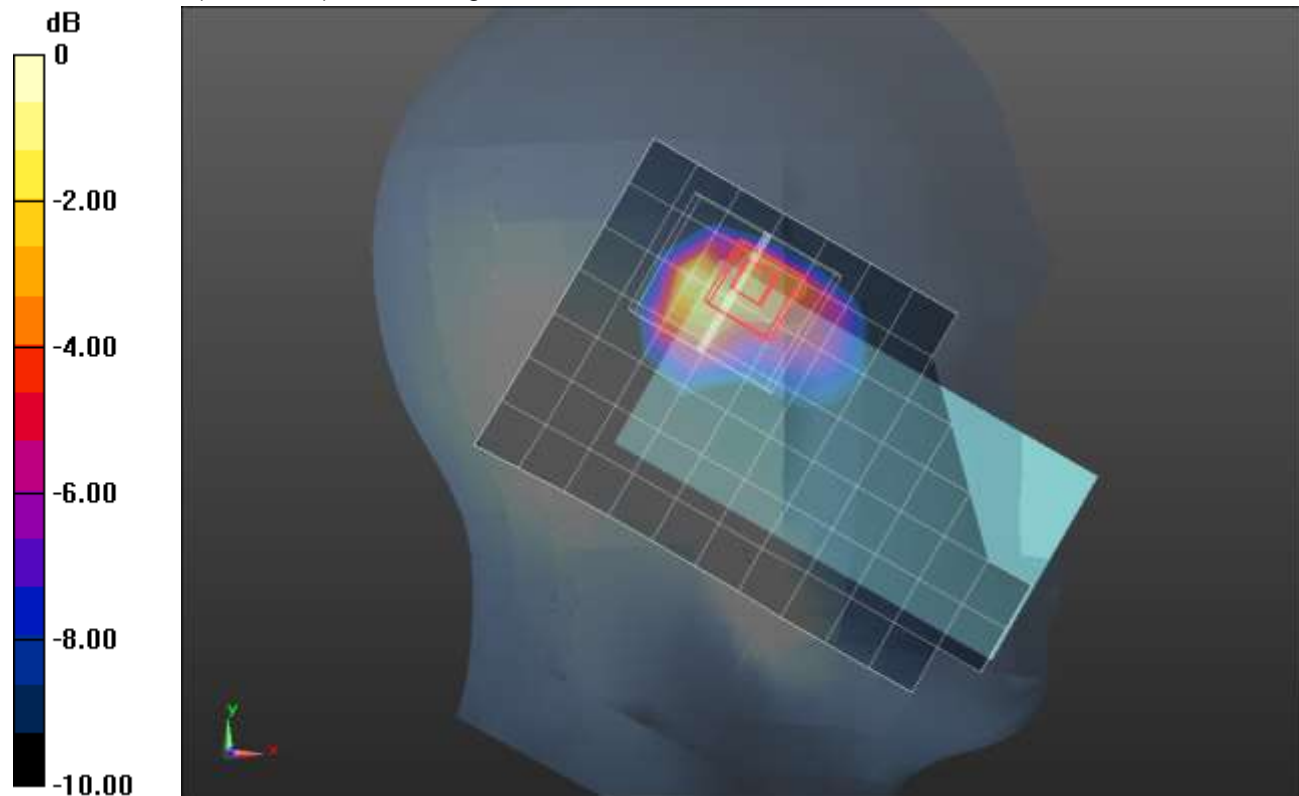
Peak SAR (extrapolated) = 1.63 W/kg

**SAR(1 g) = 0.720 W/kg; SAR(10 g) = 0.369 W/kg**

Smallest distance from peaks to all points 3 dB below = 8 mm

Ratio of SAR at M2 to SAR at M1 = 46.2%

Maximum value of SAR (measured) = 1.21 W/kg



0 dB = 1.21 W/kg = 0.83 dBW/kg

### W-CDMA Band II ANT 4

Frequency: 1880 MHz; Duty Cycle: 1:1; Room Ambient Temperature: 24.0°C; Liquid Temperature: 23.0°C  
 Medium parameters used:  $f = 1880 \text{ MHz}$ ;  $\sigma = 1.342 \text{ S/m}$ ;  $\epsilon_r = 39.219$ ;  $\rho = 1000 \text{ kg/m}^3$

DASY5 Configuration:

- Area Scan Setting: Find Secondary Maximum Within: 2.0 dB and with a peak SAR value greater than 0.0012W/kg
- Electronics: DAE4 Sn1380; Calibrated: 8/19/2020
- Probe: EX3DV4 - SN3749; ConvF(7.86, 7.86, 7.86) @ 1880 MHz; Calibrated: 2/5/2021
- Sensor-Surface: 2.5mm (Mechanical Surface Detection)
- Phantom: SAM v4.0(A); Type: QD000P40CD; Serial: 1632

**Rear/Rel. 99 RMC\_ch 9400/Area Scan (7x12x1):** Measurement grid:  $dx=15\text{mm}$ ,  $dy=15\text{mm}$   
 Maximum value of SAR (measured) = 0.857 W/kg

**Rear/Rel. 99 RMC\_ch 9400/Zoom Scan (5x5x7)/Cube 0:** Measurement grid:  $dx=8\text{mm}$ ,  $dy=8\text{mm}$ ,  $dz=5\text{mm}$

Reference Value = 25.49 V/m; Power Drift = -0.01 dB

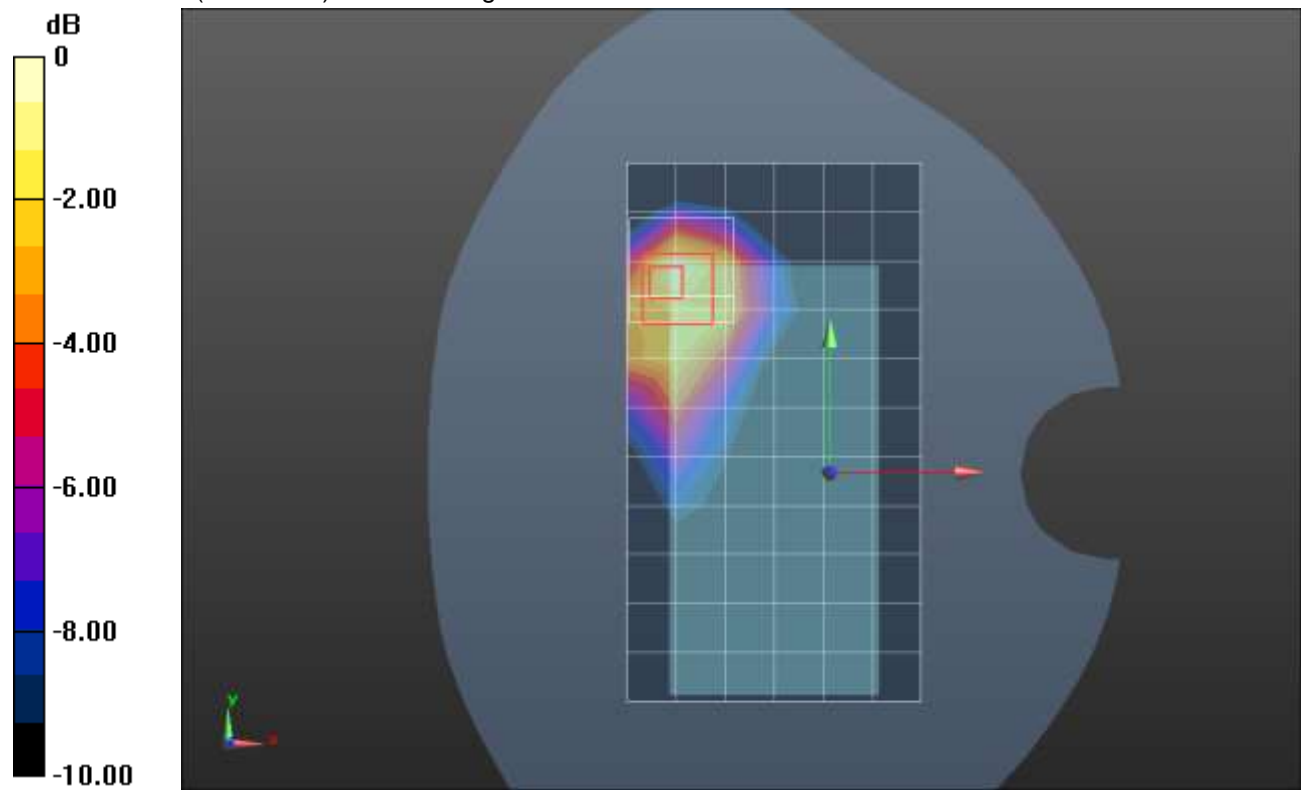
Peak SAR (extrapolated) = 1.40 W/kg

**SAR(1 g) = 0.652 W/kg; SAR(10 g) = 0.353 W/kg**

Smallest distance from peaks to all points 3 dB below = 9.7 mm

Ratio of SAR at M2 to SAR at M1 = 48.6%

Maximum value of SAR (measured) = 0.918 W/kg



0 dB = 0.918 W/kg = -0.37 dBW/kg

### W-CDMA Band II ANT 4

Frequency: 1852.4 MHz; Duty Cycle: 1:1; Room Ambient Temperature: 24.0°C; Liquid Temperature: 23.0°C  
 Medium parameters used (interpolated):  $f = 1852.4 \text{ MHz}$ ;  $\sigma = 1.331 \text{ S/m}$ ;  $\epsilon_r = 39.423$ ;  $\rho = 1000 \text{ kg/m}^3$

DASY5 Configuration:

- Area Scan Setting: Find Secondary Maximum Within: 2.0 dB and with a peak SAR value greater than 0.0012W/kg
- Electronics: DAE4 Sn1380; Calibrated: 8/19/2020
- Probe: EX3DV4 - SN3749; ConvF(7.86, 7.86, 7.86) @ 1852.4 MHz; Calibrated: 2/5/2021
- Sensor-Surface: 2.5mm (Mechanical Surface Detection)
- Phantom: SAM v4.0(A); Type: QD000P40CD; Serial: 1632

**Edge 2/Rel. 99 RMC\_ch 9262/Area Scan (5x12x1):** Measurement grid: dx=15mm, dy=15mm  
 Maximum value of SAR (measured) = 1.05 W/kg

**Edge 2/Rel. 99 RMC\_ch 9262/Zoom Scan (5x5x7)/Cube 0:** Measurement grid: dx=8mm, dy=8mm, dz=5mm

Reference Value = 28.43 V/m; Power Drift = -0.13 dB

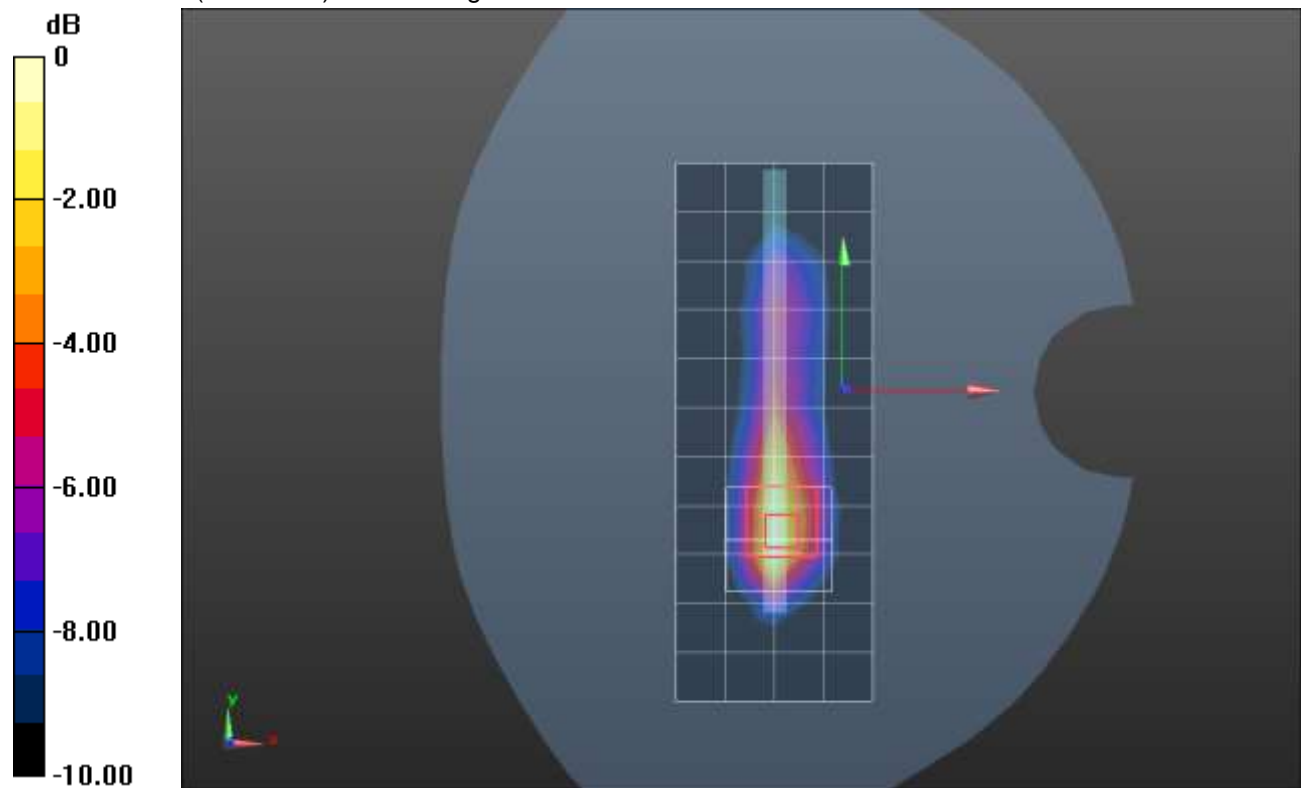
Peak SAR (extrapolated) = 1.60 W/kg

**SAR(1 g) = 0.802 W/kg; SAR(10 g) = 0.394 W/kg**

Smallest distance from peaks to all points 3 dB below = 8 mm

Ratio of SAR at M2 to SAR at M1 = 51.9%

Maximum value of SAR (measured) = 1.12 W/kg



0 dB = 1.12 W/kg = 0.49 dBW/kg

### W-CDMA Band IV ANT 1

Frequency: 1732.6 MHz; Duty Cycle: 1:1; Room Ambient Temperature: 24.0°C; Liquid Temperature: 23.0°C  
 Medium parameters used (interpolated):  $f = 1732.6$  MHz;  $\sigma = 1.398$  S/m;  $\epsilon_r = 38.231$ ;  $\rho = 1000$  kg/m<sup>3</sup>

DASY5 Configuration:

- Area Scan Setting: Find Secondary Maximum Within: 2.0 dB and with a peak SAR value greater than 0.0012W/kg
- Electronics: DAE4 Sn1357; Calibrated: 1/28/2021
- Probe: EX3DV4 - SN3773; ConvF(8.05, 8.05, 8.05) @ 1732.6 MHz; Calibrated: 2/25/2021
- Sensor-Surface: 1.4mm (Mechanical Surface Detection)
- Phantom: Twin-SAM V5.0 (30deg probe tilt); Type: QD 000 P40 CD; Serial: 1629

**RHS/Touch\_RMC Rel. 99\_ch 1413/Area Scan (8x11x1):** Measurement grid: dx=15mm, dy=15mm  
 Maximum value of SAR (measured) = 0.694 W/kg

**RHS/Touch\_RMC Rel. 99\_ch 1413/Zoom Scan (5x5x7)/Cube 0:** Measurement grid: dx=8mm, dy=8mm, dz=5mm

Reference Value = 21.55 V/m; Power Drift = -0.03 dB

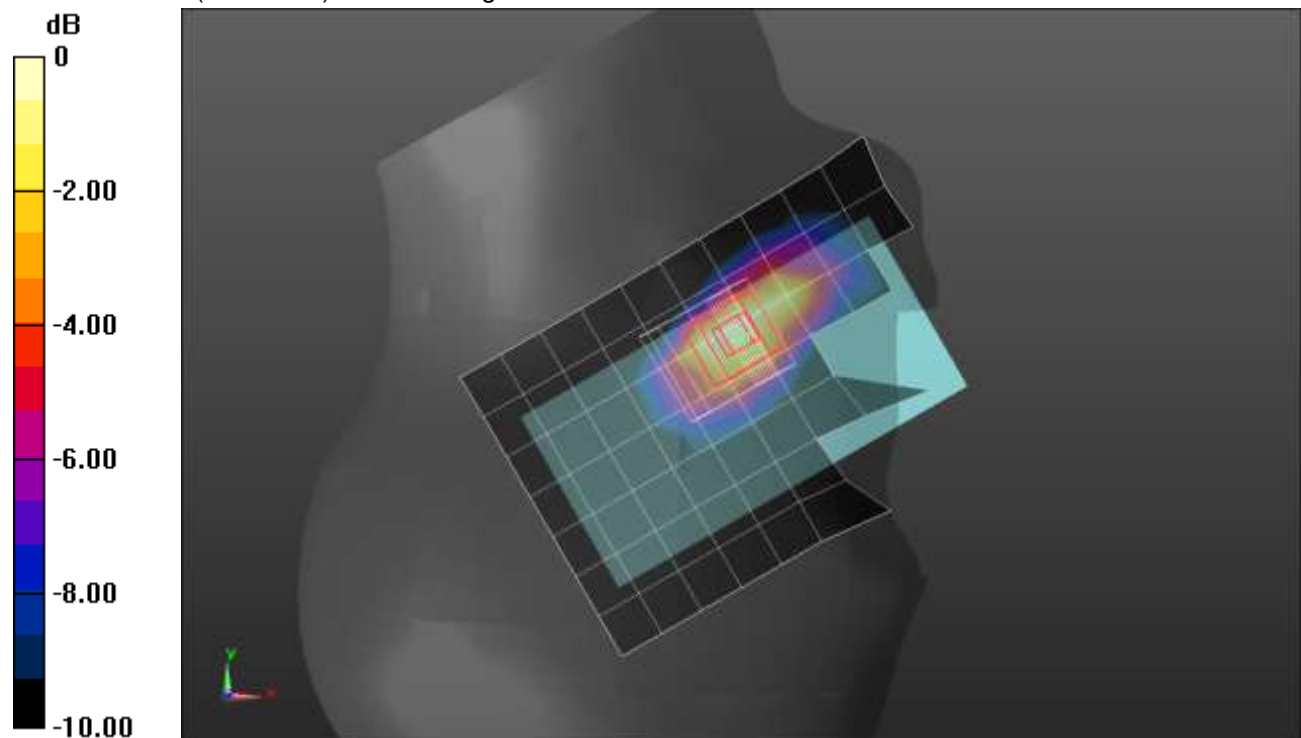
Peak SAR (extrapolated) = 0.861 W/kg

**SAR(1 g) = 0.515 W/kg; SAR(10 g) = 0.298 W/kg**

Smallest distance from peaks to all points 3 dB below = 8 mm

Ratio of SAR at M2 to SAR at M1 = 62.8%

Maximum value of SAR (measured) = 0.693 W/kg



0 dB = 0.693 W/kg = -1.59 dBW/kg

### W-CDMA Band IV ANT 1

Frequency: 1732.6 MHz; Duty Cycle: 1:1; Room Ambient Temperature: 24.0°C; Liquid Temperature: 23.0°C  
 Medium parameters used (interpolated):  $f = 1732.6$  MHz;  $\sigma = 1.301$  S/m;  $\epsilon_r = 38.417$ ;  $\rho = 1000$  kg/m<sup>3</sup>

DASY5 Configuration:

- Area Scan Setting: Find Secondary Maximum Within: 2.0 dB and with a peak SAR value greater than 0.0012W/kg
- Electronics: DAE4 Sn1357; Calibrated: 1/28/2021
- Probe: EX3DV4 - SN3773; ConvF(8.05, 8.05, 8.05) @ 1732.6 MHz; Calibrated: 2/25/2021
- Sensor-Surface: 2.5mm (Mechanical Surface Detection)
- Phantom: Twin-SAM V5.0 (30deg probe tilt); Type: QD 000 P40 CD; Serial: 1629

**Rear/Rel. 99 RMC\_ch 1413/Area Scan (8x12x1):** Measurement grid: dx=15mm, dy=15mm  
 Maximum value of SAR (measured) = 1.11 W/kg

**Rear/Rel. 99 RMC\_ch 1413/Zoom Scan (5x5x7)/Cube 0:** Measurement grid: dx=8mm, dy=8mm, dz=5mm

Reference Value = 28.52 V/m; Power Drift = -0.10 dB

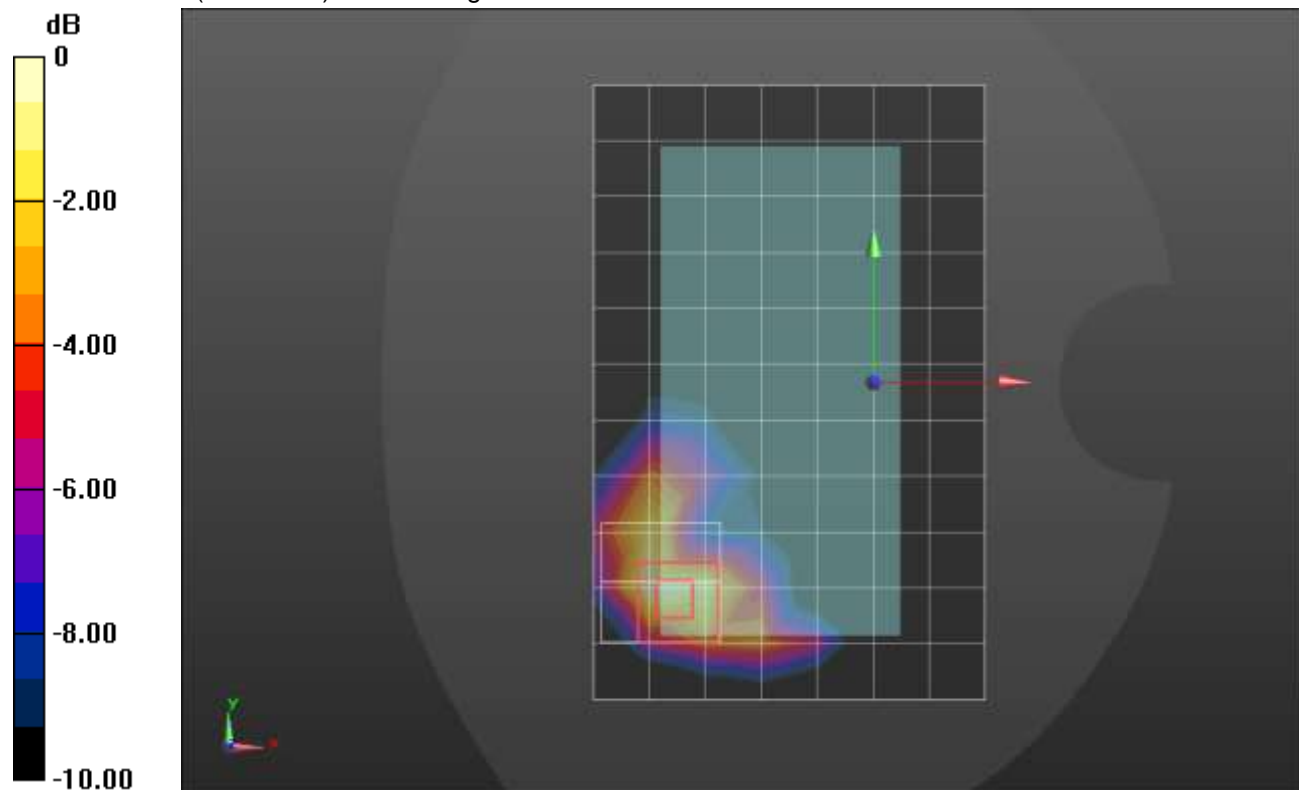
Peak SAR (extrapolated) = 1.63 W/kg

**SAR(1 g) = 0.813 W/kg; SAR(10 g) = 0.392 W/kg**

Smallest distance from peaks to all points 3 dB below = 8.2 mm

Ratio of SAR at M2 to SAR at M1 = 50.2%

Maximum value of SAR (measured) = 1.04 W/kg



0 dB = 1.04 W/kg = 0.17 dBW/kg

## W-CDMA Band IV ANT 2

Frequency: 1712.4 MHz; Duty Cycle: 1:1; Room Ambient Temperature: 24.0°C; Liquid Temperature: 23.0°C  
 Medium parameters used (interpolated):  $f = 1712.4$  MHz;  $\sigma = 1.297$  S/m;  $\epsilon_r = 38.438$ ;  $\rho = 1000$  kg/m<sup>3</sup>

DASY5 Configuration:

- Area Scan Setting: Find Secondary Maximum Within: 2.0 dB and with a peak SAR value greater than 0.0012W/kg
- Electronics: DAE4 Sn1357; Calibrated: 1/28/2021
- Probe: EX3DV4 - SN3773; ConvF(8.05, 8.05, 8.05) @ 1712.4 MHz; Calibrated: 2/25/2021
- Sensor-Surface: 1.4mm (Mechanical Surface Detection (Locations From Previous Scan Used)), Sensor-Surface: 1.4mm (Mechanical Surface Detection)
- Phantom: Twin-SAM V5.0 (30deg probe tilt); Type: QD 000 P40 CD; Serial: 1629

**RHS/Touch\_RMC Rel. 99\_ch 1312/Area Scan (8x13x1):** Measurement grid: dx=15mm, dy=15mm

[Info: Interpolated medium parameters used for SAR evaluation.](#)

Maximum value of SAR (measured) = 1.26 W/kg

**RHS/Touch\_RMC Rel. 99\_ch 1312/Zoom Scan (5x5x7)/Cube 0:** Measurement grid: dx=8mm, dy=8mm, dz=5mm

Reference Value = 28.87 V/m; Power Drift = 0.03 dB

Peak SAR (extrapolated) = 1.80 W/kg

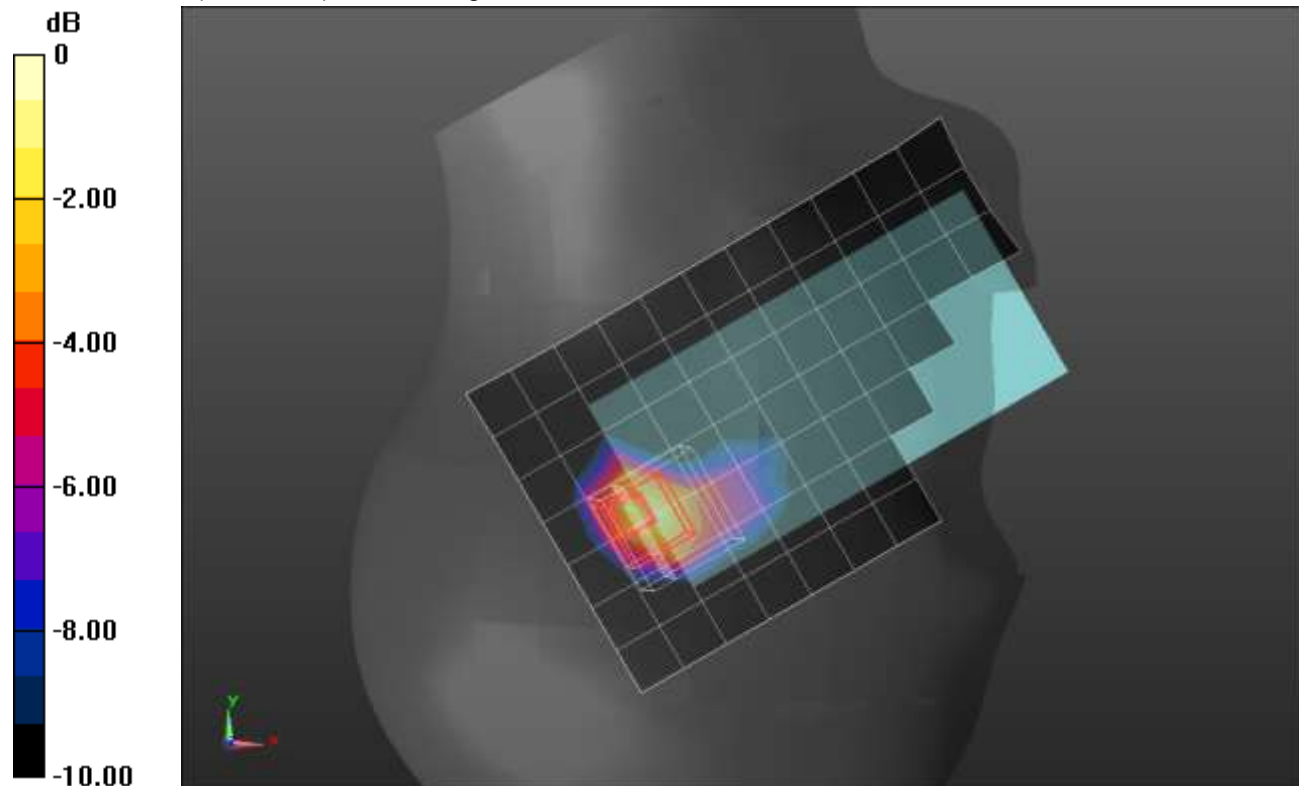
**SAR(1 g) = 0.858 W/kg; SAR(10 g) = 0.417 W/kg**

Smallest distance from peaks to all points 3 dB below = 7.2 mm

Ratio of SAR at M2 to SAR at M1 = 50.2%

[Info: Interpolated medium parameters used for SAR evaluation.](#)

Maximum value of SAR (measured) = 1.42 W/kg



0 dB = 1.42 W/kg = 1.52 dBW/kg



## W-CDMA Band IV ANT 2

Frequency: 1732.6 MHz; Duty Cycle: 1:1; Room Ambient Temperature: 24.0°C; Liquid Temperature: 23.0°C  
 Medium parameters used (interpolated):  $f = 1732.6$  MHz;  $\sigma = 1.301$  S/m;  $\epsilon_r = 38.417$ ;  $\rho = 1000$  kg/m<sup>3</sup>

DASY5 Configuration:

- Area Scan Setting: Find Secondary Maximum Within: 2.0 dB and with a peak SAR value greater than 0.0012W/kg
- Electronics: DAE4 Sn1357; Calibrated: 1/28/2021
- Probe: EX3DV4 - SN3773; ConvF(8.05, 8.05, 8.05) @ 1732.6 MHz; Calibrated: 2/25/2021
- Sensor-Surface: 2.5mm (Mechanical Surface Detection)
- Phantom: Twin-SAM V5.0 (30deg probe tilt); Type: QD 000 P40 CD; Serial: 1629

**Front/Rel. 99 RMC\_ch 1413/Area Scan (8x13x1):** Measurement grid: dx=15mm, dy=15mm  
 Maximum value of SAR (measured) = 0.687 W/kg

**Front/Rel. 99 RMC\_ch 1413/Zoom Scan (5x5x7)/Cube 0:** Measurement grid: dx=8mm, dy=8mm, dz=5mm

Reference Value = 23.20 V/m; Power Drift = 0.01 dB

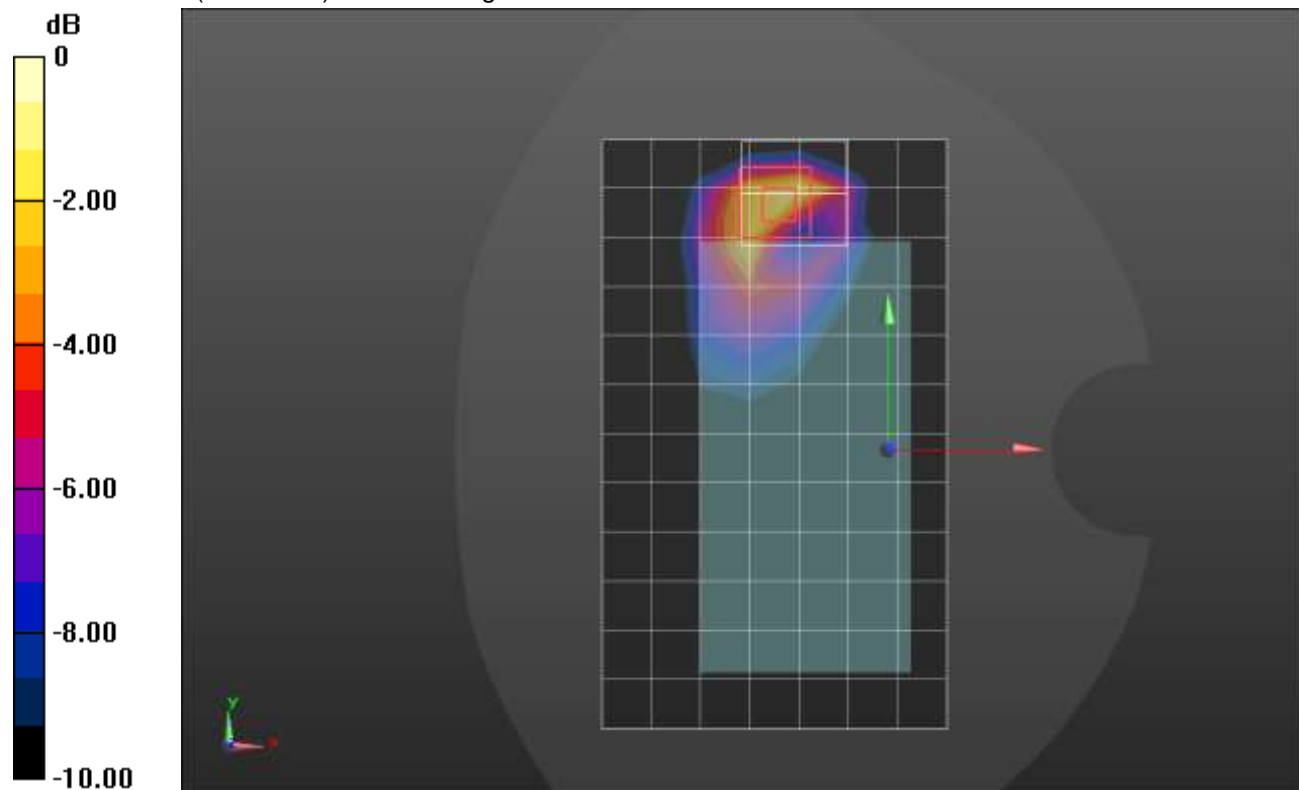
Peak SAR (extrapolated) = 1.42 W/kg

**SAR(1 g) = 0.679 W/kg; SAR(10 g) = 0.322 W/kg**

Smallest distance from peaks to all points 3 dB below = 6.4 mm

Ratio of SAR at M2 to SAR at M1 = 58.2%

Maximum value of SAR (measured) = 0.819 W/kg



0 dB = 0.819 W/kg = -0.87 dBW/kg

## W-CDMA Band IV ANT 2

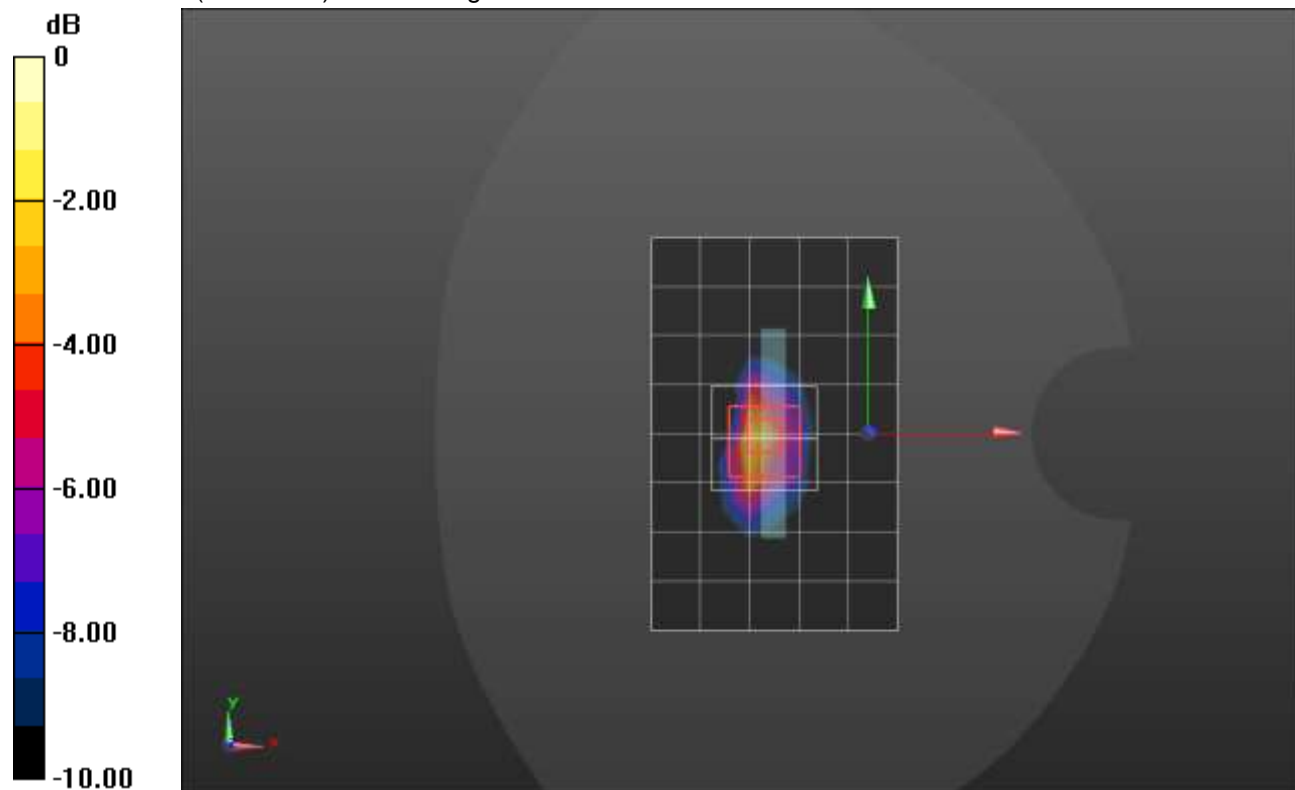
Frequency: 1712.4 MHz; Duty Cycle: 1:1; Room Ambient Temperature: 24.0°C; Liquid Temperature: 23.0°C  
 Medium parameters used (interpolated):  $f = 1712.4$  MHz;  $\sigma = 1.297$  S/m;  $\epsilon_r = 38.438$ ;  $\rho = 1000$  kg/m<sup>3</sup>

DASY5 Configuration:

- Area Scan Setting: Find Secondary Maximum Within: 2.0 dB and with a peak SAR value greater than 0.0012W/kg
- Electronics: DAE4 Sn1357; Calibrated: 1/28/2021
- Probe: EX3DV4 - SN3773; ConvF(8.05, 8.05, 8.05) @ 1712.4 MHz; Calibrated: 2/25/2021
- Sensor-Surface: 2.5mm (Mechanical Surface Detection)
- Phantom: Twin-SAM V5.0 (30deg probe tilt); Type: QD 000 P40 CD; Serial: 1629

**Edge 1/Rel. 99 RMC\_ch 1312/Area Scan (6x9x1):** Measurement grid: dx=15mm, dy=15mm  
 Maximum value of SAR (measured) = 0.830 W/kg

**Edge 1/Rel. 99 RMC\_ch 1312/Zoom Scan (5x5x7)/Cube 0:** Measurement grid: dx=8mm, dy=8mm, dz=5mm  
 Reference Value = 26.23 V/m; Power Drift = -0.12 dB  
 Peak SAR (extrapolated) = 1.66 W/kg  
**SAR(1 g) = 0.836 W/kg; SAR(10 g) = 0.371 W/kg**  
 Smallest distance from peaks to all points 3 dB below = 6.6 mm  
 Ratio of SAR at M2 to SAR at M1 = 53.1%  
 Maximum value of SAR (measured) = 1.21 W/kg



0 dB = 1.21 W/kg = 0.83 dBW/kg

### W-CDMA Band IV ANT 3

Frequency: 1732.6 MHz; Duty Cycle: 1:1; Room Ambient Temperature: 24.0°C; Liquid Temperature: 23.0°C  
 Medium parameters used (interpolated):  $f = 1732.6$  MHz;  $\sigma = 1.301$  S/m;  $\epsilon_r = 38.417$ ;  $\rho = 1000$  kg/m<sup>3</sup>

DASY5 Configuration:

- Area Scan Setting: Find Secondary Maximum Within: 2.0 dB and with a peak SAR value greater than 0.0012W/kg
- Electronics: DAE4 Sn1357; Calibrated: 1/28/2021
- Probe: EX3DV4 - SN3773; ConvF(8.05, 8.05, 8.05) @ 1732.6 MHz; Calibrated: 2/25/2021
- Sensor-Surface: 1.4mm (Mechanical Surface Detection)
- Phantom: Twin-SAM V5.0 (30deg probe tilt); Type: QD 000 P40 CD; Serial: 1629

**LHS/Touch\_RMC Rel. 99\_ch 1413/Area Scan (8x11x1):** Measurement grid: dx=15mm, dy=15mm  
 Maximum value of SAR (measured) = 0.529 W/kg

**LHS/Touch\_RMC Rel. 99\_ch 1413/Zoom Scan (5x5x7)/Cube 0:** Measurement grid: dx=8mm, dy=8mm, dz=5mm

Reference Value = 19.18 V/m; Power Drift = 0.12 dB


Peak SAR (extrapolated) = 0.664 W/kg

**SAR(1 g) = 0.426 W/kg; SAR(10 g) = 0.274 W/kg**

Smallest distance from peaks to all points 3 dB below = 13.9 mm

Ratio of SAR at M2 to SAR at M1 = 65.4%

Maximum value of SAR (measured) = 0.567 W/kg



0 dB = 0.567 W/kg = -2.46 dBW/kg

### W-CDMA Band IV ANT 3

Frequency: 1752.6 MHz; Duty Cycle: 1:1; Room Ambient Temperature: 24.0°C; Liquid Temperature: 23.0°C  
 Medium parameters used (interpolated):  $f = 1752.6$  MHz;  $\sigma = 1.312$  S/m;  $\epsilon_r = 38.395$ ;  $\rho = 1000$  kg/m<sup>3</sup>

DASY5 Configuration:

- Area Scan Setting: Find Secondary Maximum Within: 2.0 dB and with a peak SAR value greater than 0.0012W/kg
- Electronics: DAE4 Sn1357; Calibrated: 1/28/2021
- Probe: EX3DV4 - SN3773; ConvF(8.05, 8.05, 8.05) @ 1752.6 MHz; Calibrated: 2/25/2021
- Sensor-Surface: 2.5mm (Mechanical Surface Detection)
- Phantom: Twin-SAM V5.0 (30deg probe tilt); Type: QD 000 P40 CD; Serial: 1629

**Rear/Rel. 99 RMC\_ch 1513/Area Scan (8x13x1):** Measurement grid: dx=15mm, dy=15mm

[Info: Interpolated medium parameters used for SAR evaluation.](#)

Maximum value of SAR (measured) = 0.983 W/kg

**Rear/Rel. 99 RMC\_ch 1513/Zoom Scan (5x5x7)/Cube 0:** Measurement grid: dx=8mm, dy=8mm, dz=5mm

Reference Value = 27.70 V/m; Power Drift = -0.04 dB

Peak SAR (extrapolated) = 1.69 W/kg

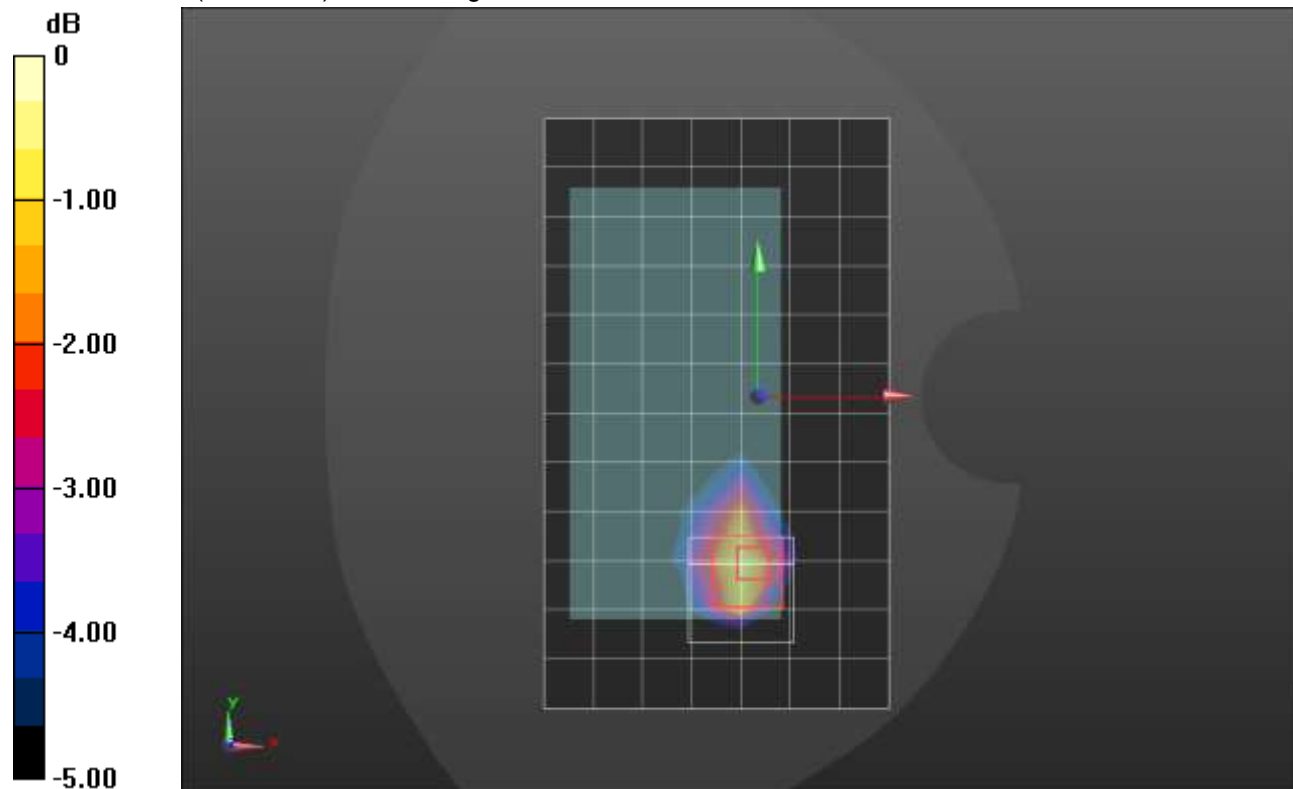
**SAR(1 g) = 0.842 W/kg; SAR(10 g) = 0.435 W/kg**

Smallest distance from peaks to all points 3 dB below = 8 mm

Ratio of SAR at M2 to SAR at M1 = 53.2%

[Info: Interpolated medium parameters used for SAR evaluation.](#)

Maximum value of SAR (measured) = 1.10 W/kg



0 dB = 1.10 W/kg = 0.41 dBW/kg

### W-CDMA Band IV ANT 3

Frequency: 1752.6 MHz; Duty Cycle: 1:1; Room Ambient Temperature: 24.0°C; Liquid Temperature: 23.0°C  
 Medium parameters used (interpolated):  $f = 1752.6 \text{ MHz}$ ;  $\sigma = 1.312 \text{ S/m}$ ;  $\epsilon_r = 38.395$ ;  $\rho = 1000 \text{ kg/m}^3$

DASY5 Configuration:

- Area Scan Setting: Find Secondary Maximum Within: 2.0 dB and with a peak SAR value greater than 0.0012W/kg
- Electronics: DAE4 Sn1357; Calibrated: 1/28/2021
- Probe: EX3DV4 - SN3773; ConvF(8.05, 8.05, 8.05) @ 1752.6 MHz; Calibrated: 2/25/2021
- Sensor-Surface: 2.5mm (Mechanical Surface Detection)
- Phantom: Twin-SAM V5.0 (30deg probe tilt); Type: QD 000 P40 CD; Serial: 1629

**Edge 4/Rel. 99 RMC\_ch 1513/Area Scan (5x13x1):** Measurement grid: dx=15mm, dy=15mm

[Info: Interpolated medium parameters used for SAR evaluation.](#)

Maximum value of SAR (measured) = 0.929 W/kg

**Edge 4/Rel. 99 RMC\_ch 1513/Zoom Scan (5x5x7)/Cube 0:** Measurement grid: dx=8mm, dy=8mm, dz=5mm

Reference Value = 26.88 V/m; Power Drift = 0.16 dB

Peak SAR (extrapolated) = 1.65 W/kg

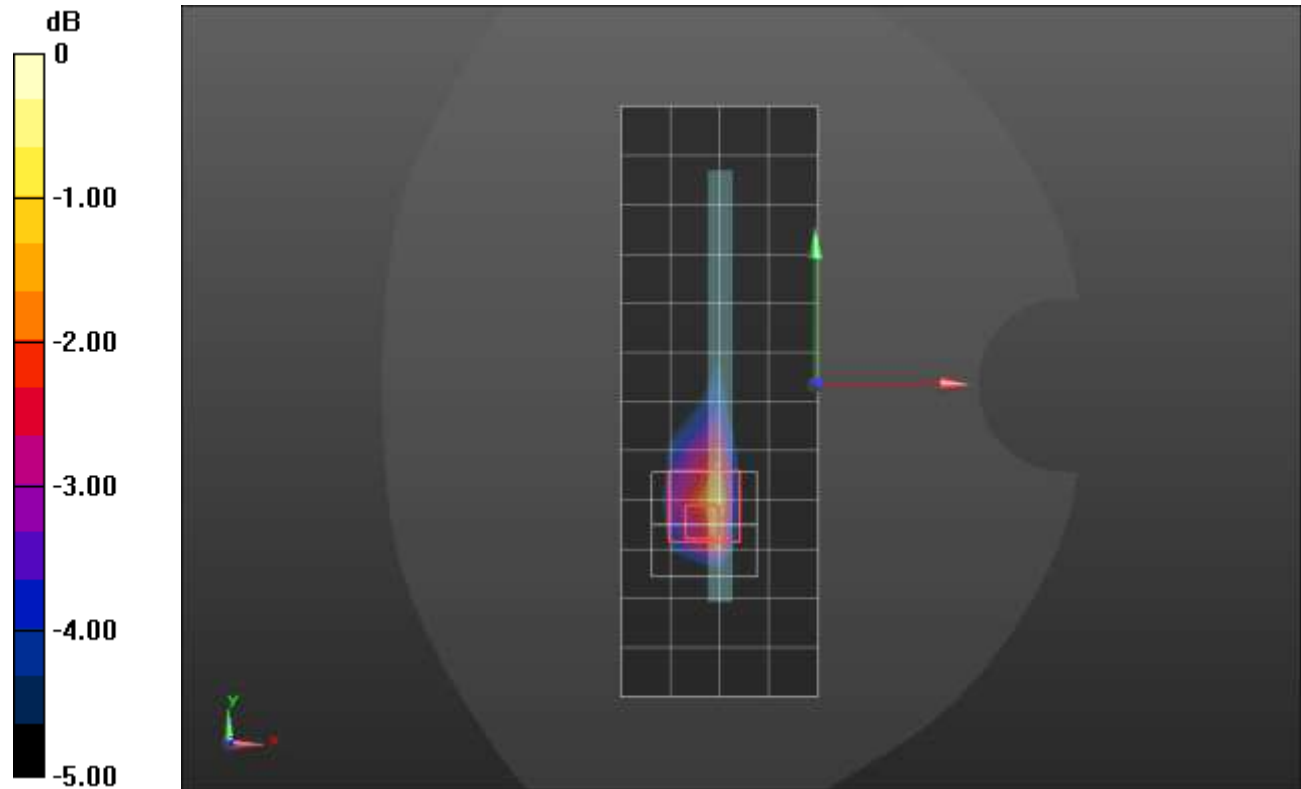
**SAR(1 g) = 0.874 W/kg; SAR(10 g) = 0.458 W/kg**

Smallest distance from peaks to all points 3 dB below = 9.6 mm

Ratio of SAR at M2 to SAR at M1 = 55.3%

[Info: Interpolated medium parameters used for SAR evaluation.](#)

Maximum value of SAR (measured) = 1.19 W/kg



0 dB = 1.19 W/kg = 0.76 dBW/kg

### W-CDMA Band IV ANT 4

Frequency: 1752.6 MHz; Duty Cycle: 1:1; Room Ambient Temperature: 24.0°C; Liquid Temperature: 23.0°C  
Medium parameters used (interpolated):  $f = 1752.6$  MHz;  $\sigma = 1.312$  S/m;  $\epsilon_r = 38.395$ ;  $\rho = 1000$  kg/m<sup>3</sup>

DASY5 Configuration:

- Area Scan Setting: Find Secondary Maximum Within: 2.0 dB and with a peak SAR value greater than 0.0012W/kg
- Electronics: DAE4 Sn1357; Calibrated: 1/28/2021
- Probe: EX3DV4 - SN3773; ConvF(8.05, 8.05, 8.05) @ 1752.6 MHz; Calibrated: 2/25/2021
- Sensor-Surface: 1.4mm (Mechanical Surface Detection)
- Phantom: Twin-SAM V5.0 (30deg probe tilt); Type: QD 000 P40 CD; Serial: 1629

**LHS/Touch\_RMC Rel. 99\_ch 1513/Area Scan (8x11x1):** Measurement grid: dx=15mm, dy=15mm  
Maximum value of SAR (measured) = 0.884 W/kg

**LHS/Touch\_RMC Rel. 99\_ch 1513/Zoom Scan (5x5x7)/Cube 0:** Measurement grid: dx=8mm, dy=8mm, dz=5mm

Reference Value = 22.31 V/m; Power Drift = -0.13 dB

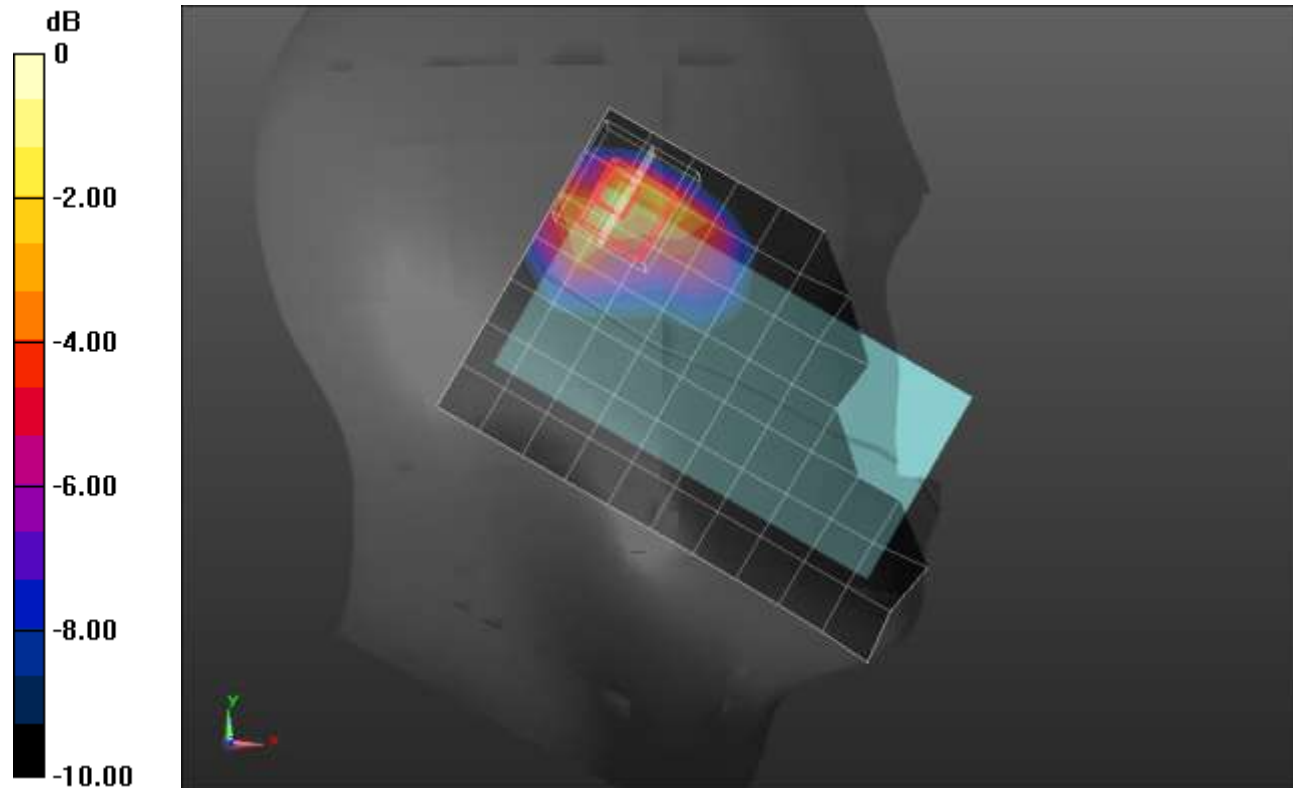
Peak SAR (extrapolated) = 1.79 W/kg

**SAR(1 g) = 0.804 W/kg; SAR(10 g) = 0.415 W/kg**

Smallest distance from peaks to all points 3 dB below = 8.1 mm

Ratio of SAR at M2 to SAR at M1 = 46.7%

Maximum value of SAR (measured) = 1.41 W/kg



0 dB = 1.41 W/kg = 1.49 dBW/kg

### W-CDMA Band IV ANT 4

Frequency: 1732.6 MHz; Duty Cycle: 1:1; Room Ambient Temperature: 24.0°C; Liquid Temperature: 23.0°C  
 Medium parameters used (interpolated):  $f = 1732.6$  MHz;  $\sigma = 1.301$  S/m;  $\epsilon_r = 38.417$ ;  $\rho = 1000$  kg/m<sup>3</sup>

DASY5 Configuration:

- Area Scan Setting: Find Secondary Maximum Within: 2.0 dB and with a peak SAR value greater than 0.0012W/kg
- Electronics: DAE4 Sn1357; Calibrated: 1/28/2021
- Probe: EX3DV4 - SN3773; ConvF(8.05, 8.05, 8.05) @ 1732.6 MHz; Calibrated: 2/25/2021
- Sensor-Surface: 2.5mm (Mechanical Surface Detection)
- Phantom: Twin-SAM V5.0 (30deg probe tilt); Type: QD 000 P40 CD; Serial: 1629

**Rear/Rel. 99 RMC\_ch 1413/Area Scan (8x13x1):** Measurement grid: dx=15mm, dy=15mm  
 Maximum value of SAR (measured) = 0.765 W/kg

**Rear/Rel. 99 RMC\_ch 1413/Zoom Scan (5x5x7)/Cube 0:** Measurement grid: dx=8mm, dy=8mm, dz=5mm

Reference Value = 24.42 V/m; Power Drift = 0.17 dB

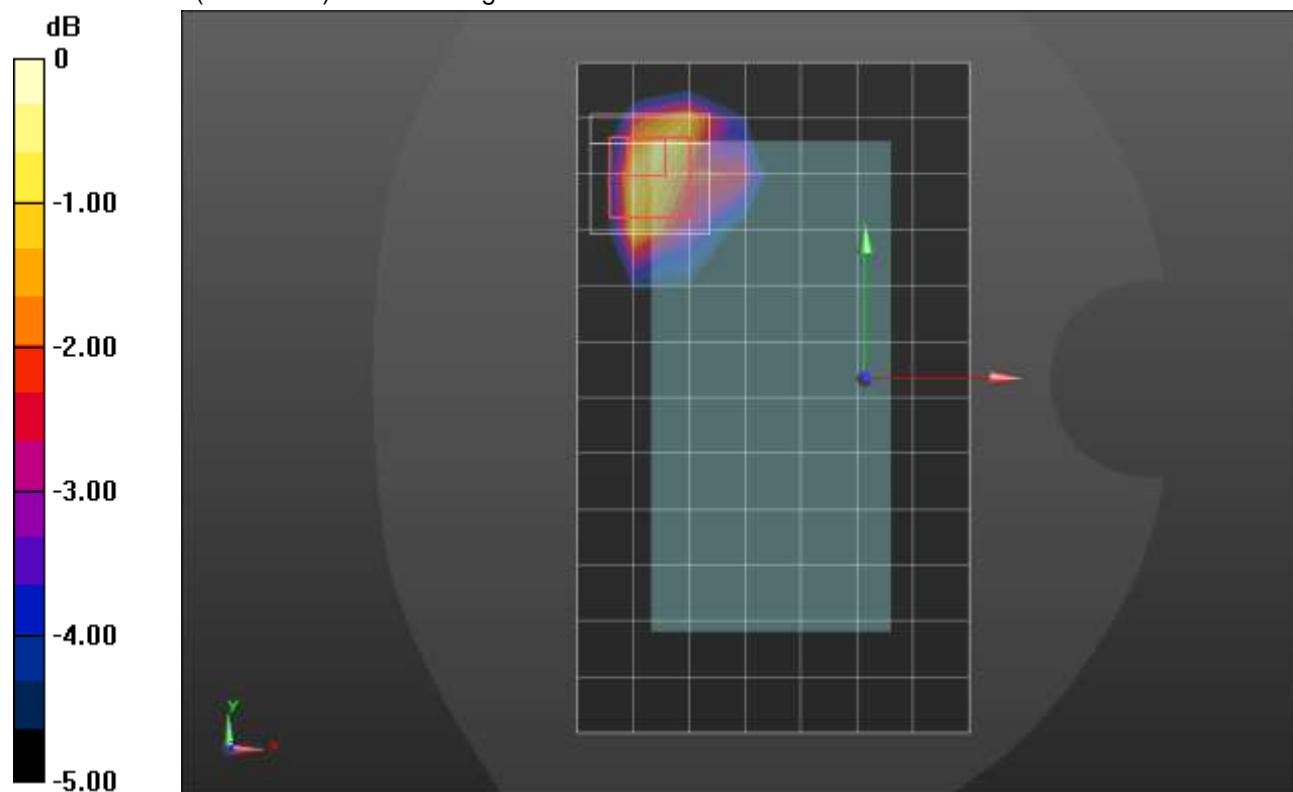
Peak SAR (extrapolated) = 1.20 W/kg

**SAR(1 g) = 0.588 W/kg; SAR(10 g) = 0.315 W/kg**

Smallest distance from peaks to all points 3 dB below = 9.7 mm

Ratio of SAR at M2 to SAR at M1 = 48.3%

Maximum value of SAR (measured) = 0.831 W/kg



0 dB = 0.831 W/kg = -0.80 dBW/kg

### W-CDMA Band IV ANT 4

Frequency: 1752.6 MHz; Duty Cycle: 1:1; Room Ambient Temperature: 24.0°C; Liquid Temperature: 23.0°C  
 Medium parameters used (interpolated):  $f = 1752.6$  MHz;  $\sigma = 1.312$  S/m;  $\epsilon_r = 38.395$ ;  $\rho = 1000$  kg/m<sup>3</sup>

DASY5 Configuration:

- Area Scan Setting: Find Secondary Maximum Within: 2.0 dB and with a peak SAR value greater than 0.0012W/kg
- Electronics: DAE4 Sn1357; Calibrated: 1/28/2021
- Probe: EX3DV4 - SN3773; ConvF(8.05, 8.05, 8.05) @ 1752.6 MHz; Calibrated: 2/25/2021
- Sensor-Surface: 2.5mm (Mechanical Surface Detection)
- Phantom: Twin-SAM V5.0 (30deg probe tilt); Type: QD 000 P40 CD; Serial: 1629

**Edge 2/Rel. 99 RMC\_ch 1513/Area Scan (5x13x1):** Measurement grid: dx=15mm, dy=15mm  
 Maximum value of SAR (measured) = 1.07 W/kg

**Edge 2/Rel. 99 RMC\_ch 1513/Zoom Scan (5x5x7)/Cube 0:** Measurement grid: dx=8mm, dy=8mm, dz=5mm

Reference Value = 28.89 V/m; Power Drift = 0.06 dB

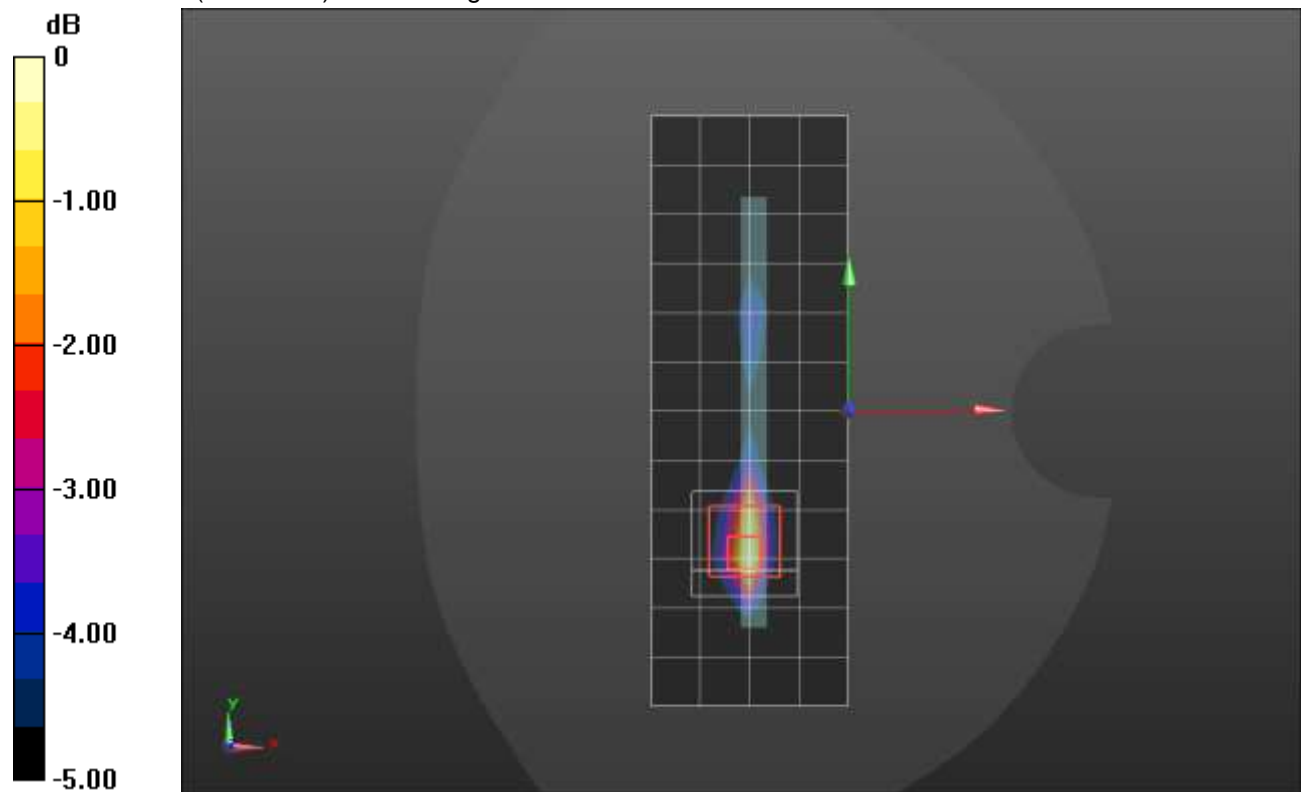
Peak SAR (extrapolated) = 1.50 W/kg

**SAR(1 g) = 0.801 W/kg; SAR(10 g) = 0.409 W/kg**

Smallest distance from peaks to all points 3 dB below = 8.6 mm

Ratio of SAR at M2 to SAR at M1 = 52.7%

Maximum value of SAR (measured) = 1.08 W/kg



0 dB = 1.08 W/kg = 0.33 dBW/kg



### W-CDMA Band V ANT 1

Frequency: 836.6 MHz; Duty Cycle: 1:1; Room Ambient Temperature: 24.0°C; Liquid Temperature: 23.0°C  
 Medium parameters used (interpolated):  $f = 836.6$  MHz;  $\sigma = 0.935$  S/m;  $\epsilon_r = 41.438$ ;  $\rho = 1000$  kg/m<sup>3</sup>

DASY5 Configuration:

- Area Scan Setting: Find Secondary Maximum Within: 2.0 dB and with a peak SAR value greater than 0.0012W/kg
- Electronics: DAE4 Sn1545; Calibrated: 2/22/2021
- Probe: EX3DV4 - SN7448; ConvF(9.76, 9.76, 9.76) @ 836.6 MHz; Calibrated: 2/26/2021
- Sensor-Surface: 1.4mm (Mechanical Surface Detection), Sensor-Surface: 2.5mm (Mechanical Surface Detection)
- Phantom: SAM with CRP v5.0; Type: QD000P40CD; Serial: TP:xxxx

**RHS/Touch\_Rel 99\_RMC\_12.2kbps\_ch 4183/Area Scan (8x12x1):** Measurement grid: dx=15mm, dy=15mm

[Info: Interpolated medium parameters used for SAR evaluation.](#)

Maximum value of SAR (measured) = 0.387 W/kg

**RHS/Touch\_Rel 99\_RMC\_12.2kbps\_ch 4183/Zoom Scan (6x5x7)/Cube 0:** Measurement grid: dx=8mm, dy=8mm, dz=5mm


Reference Value = 19.62 V/m; Power Drift = 0.01 dB

Peak SAR (extrapolated) = 0.455 W/kg

**SAR(1 g) = 0.320 W/kg; SAR(10 g) = 0.233 W/kg**

[Info: Interpolated medium parameters used for SAR evaluation.](#)

Maximum value of SAR (measured) = 0.366 W/kg



0 dB = 0.366 W/kg = -4.37 dBW/kg

### W-CDMA Band V ANT 1

Frequency: 836.6 MHz; Duty Cycle: 1:1; Room Ambient Temperature: 24.0°C; Liquid Temperature: 23.0°C  
Medium parameters used (interpolated):  $f = 836.6$  MHz;  $\sigma = 0.935$  S/m;  $\epsilon_r = 41.438$ ;  $\rho = 1000$  kg/m<sup>3</sup>

DASY5 Configuration:

- Area Scan Setting: Find Secondary Maximum Within: 2.0 dB and with a peak SAR value greater than 0.0012W/kg
- Electronics: DAE4 Sn1545; Calibrated: 2/22/2021
- Probe: EX3DV4 - SN7448; ConvF(9.76, 9.76, 9.76) @ 836.6 MHz; Calibrated: 2/26/2021
- Sensor-Surface: 2.5mm (Mechanical Surface Detection)
- Phantom: SAM with CRP v5.0; Type: QD000P40CD; Serial: TP:xxxx

**Rear/Rel 99\_RMC\_12.2kbps\_ch 4183/Area Scan (8x12x1):** Measurement grid: dx=15mm, dy=15mm  
Maximum value of SAR (measured) = 0.911 W/kg

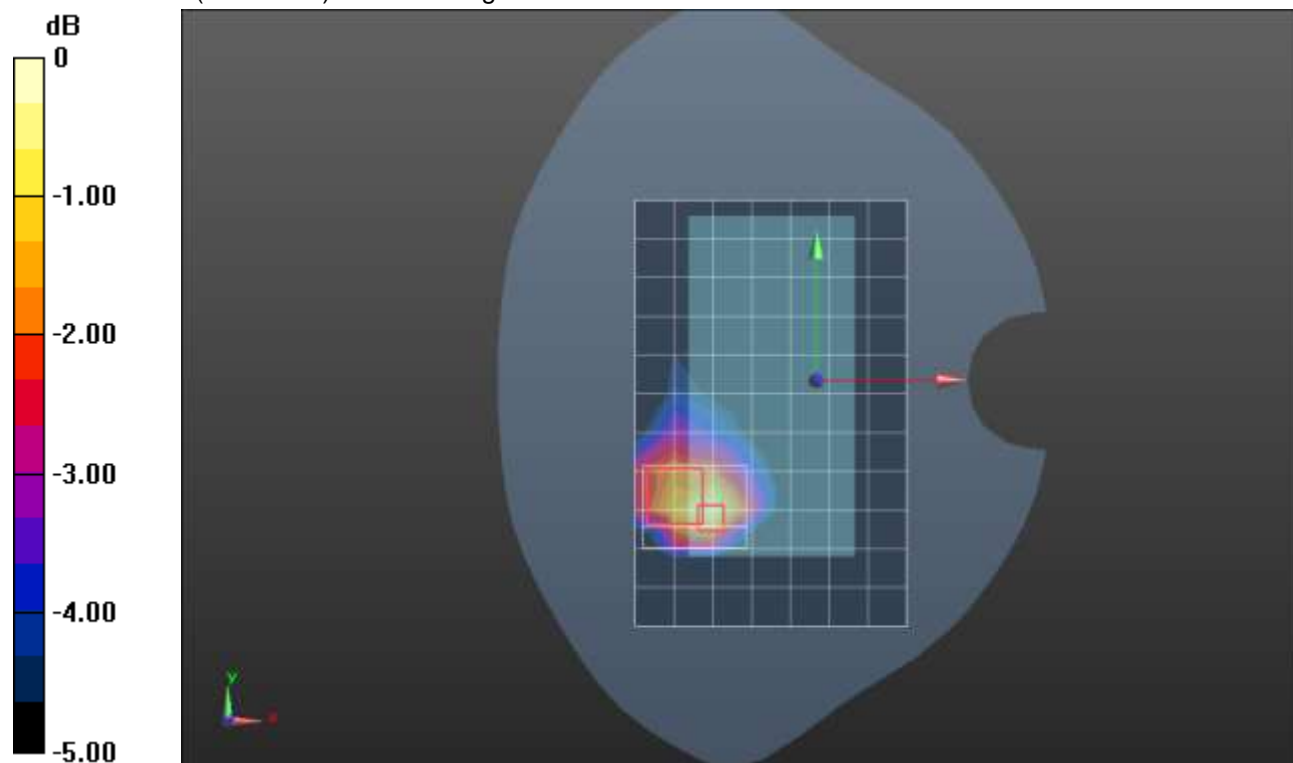
**Rear/Rel 99\_RMC\_12.2kbps\_ch 4183/Zoom Scan (6x5x7)/Cube 0:** Measurement grid: dx=8mm, dy=8mm, dz=5mm

Reference Value = 31.54 V/m; Power Drift = -0.06 dB

Peak SAR (extrapolated) = 1.45 W/kg

**SAR(1 g) = 0.684 W/kg; SAR(10 g) = 0.388 W/kg**

Maximum value of SAR (measured) = 0.943 W/kg



0 dB = 0.943 W/kg = -0.25 dBW/kg

### W-CDMA Band V ANT 1

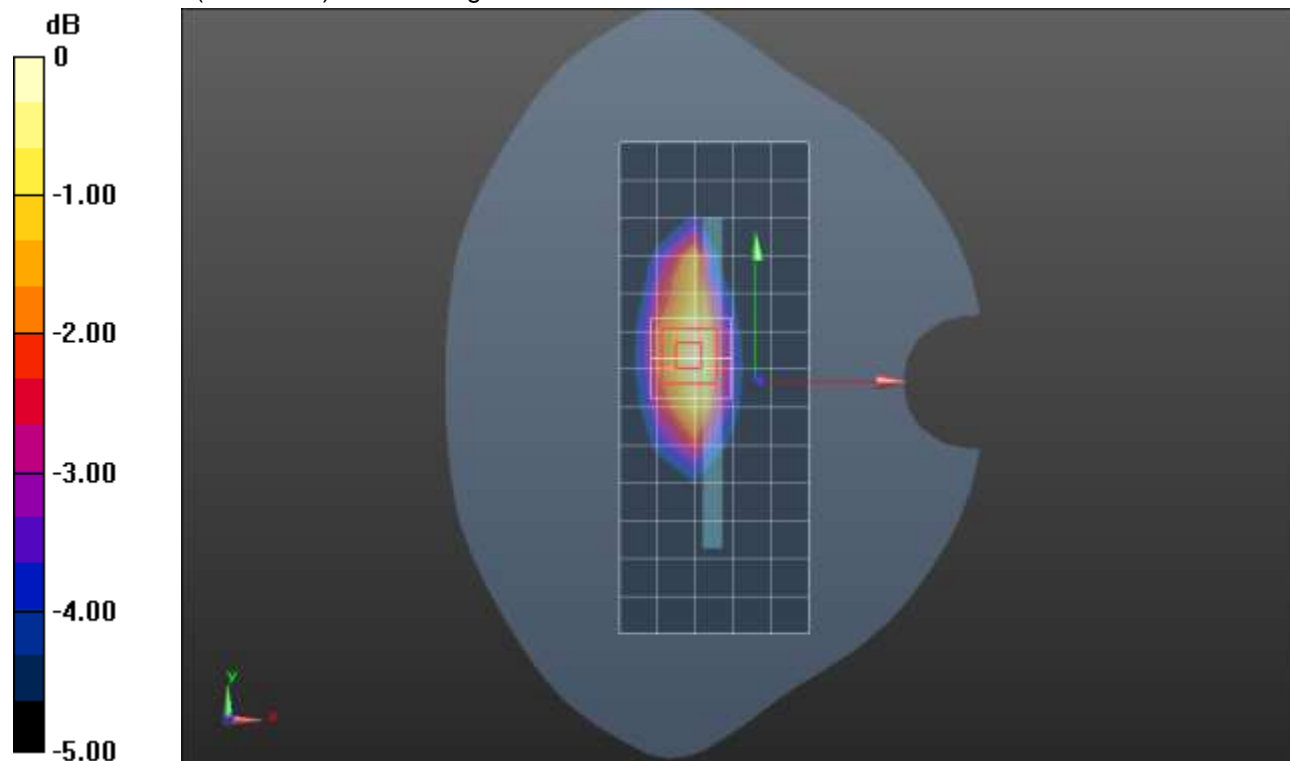
Frequency: 826.4 MHz; Duty Cycle: 1:1; Room Ambient Temperature: 24.0°C; Liquid Temperature: 23.0°C  
 Medium parameters used (interpolated):  $f = 826.4$  MHz;  $\sigma = 0.933$  S/m;  $\epsilon_r = 41.513$ ;  $\rho = 1000$  kg/m<sup>3</sup>

DASY5 Configuration:

- Area Scan Setting: Find Secondary Maximum Within: 2.0 dB and with a peak SAR value greater than 0.0012W/kg
- Electronics: DAE4 Sn1545; Calibrated: 2/22/2021
- Probe: EX3DV4 - SN7448; ConvF(9.76, 9.76, 9.76) @ 826.4 MHz; Calibrated: 2/26/2021
- Sensor-Surface: 2.5mm (Mechanical Surface Detection)
- Phantom: SAM with CRP v5.0; Type: QD000P40CD; Serial: TP:xxxx

**Edge 2/Rel 99\_RMC\_12.2kbps\_ch 4132/Area Scan (6x14x1):** Measurement grid: dx=15mm, dy=15mm  
 Maximum value of SAR (measured) = 1.06 W/kg

**Edge 2/Rel 99\_RMC\_12.2kbps\_ch 4132/Zoom Scan (5x5x7)/Cube 0:** Measurement grid: dx=8mm, dy=8mm, dz=5mm  
 Reference Value = 34.18 V/m; Power Drift = 0.02 dB  
 Peak SAR (extrapolated) = 1.36 W/kg  
**SAR(1 g) = 0.873 W/kg; SAR(10 g) = 0.560 W/kg**  
 Maximum value of SAR (measured) = 1.08 W/kg



0 dB = 1.08 W/kg = 0.33 dBW/kg

## W-CDMA Band V ANT 2


Frequency: 846.6 MHz; Duty Cycle: 1:1; Room Ambient Temperature: 24.0°C; Liquid Temperature: 23.0°C  
 Medium parameters used (interpolated):  $f = 846.6$  MHz;  $\sigma = 0.938$  S/m;  $\epsilon_r = 41.393$ ;  $\rho = 1000$  kg/m<sup>3</sup>

DASY5 Configuration:

- Area Scan Setting: Find Secondary Maximum Within: 2.0 dB and with a peak SAR value greater than 0.0012W/kg
- Electronics: DAE4 Sn1545; Calibrated: 2/22/2021
- Probe: EX3DV4 - SN7448; ConvF(9.76, 9.76, 9.76) @ 846.6 MHz; Calibrated: 2/26/2021
- Sensor-Surface: 1.4mm (Mechanical Surface Detection), Sensor-Surface: 2.5mm (Mechanical Surface Detection)
- Phantom: SAM with CRP v5.0; Type: QD000P40CD; Serial: TP:xxxx

**LHS/Touch\_Rel 99\_RMC\_12.2kbps\_ch. 4233/Area Scan (8x12x1):** Measurement grid: dx=15mm, dy=15mm  
 Maximum value of SAR (measured) = 1.44 W/kg

**LHS/Touch\_Rel 99\_RMC\_12.2kbps\_ch. 4233/Zoom Scan (5x5x7)/Cube 0:** Measurement grid: dx=8mm, dy=8mm, dz=5mm  
 Reference Value = 32.76 V/m; Power Drift = 0.01 dB  
 Peak SAR (extrapolated) = 1.66 W/kg  
**SAR(1 g) = 0.886 W/kg; SAR(10 g) = 0.573 W/kg**  
 Maximum value of SAR (measured) = 1.15 W/kg



0 dB = 1.15 W/kg = 0.61 dBW/kg

## W-CDMA Band V ANT 2

Frequency: 836.6 MHz; Duty Cycle: 1:1; Room Ambient Temperature: 24.0°C; Liquid Temperature: 23.0°C  
 Medium parameters used (interpolated):  $f = 836.6$  MHz;  $\sigma = 0.935$  S/m;  $\epsilon_r = 41.438$ ;  $\rho = 1000$  kg/m<sup>3</sup>

DASY5 Configuration:

- Area Scan Setting: Find Secondary Maximum Within: 2.0 dB and with a peak SAR value greater than 0.0012W/kg
- Electronics: DAE4 Sn1545; Calibrated: 2/22/2021
- Probe: EX3DV4 - SN7448; ConvF(9.76, 9.76, 9.76) @ 836.6 MHz; Calibrated: 2/26/2021
- Sensor-Surface: 2.5mm (Mechanical Surface Detection)
- Phantom: SAM with CRP v5.0; Type: QD000P40CD; Serial: TP:xxxx

**Rear/Rel 99\_RMC\_12.2kbps\_ch. 4183/Area Scan (8x12x1):** Measurement grid: dx=15mm, dy=15mm

[Info: Interpolated medium parameters used for SAR evaluation.](#)

Maximum value of SAR (measured) = 0.386 W/kg

**Rear/Rel 99\_RMC\_12.2kbps\_ch. 4183/Zoom Scan (6x6x7)/Cube 0:** Measurement grid: dx=8mm, dy=8mm, dz=5mm

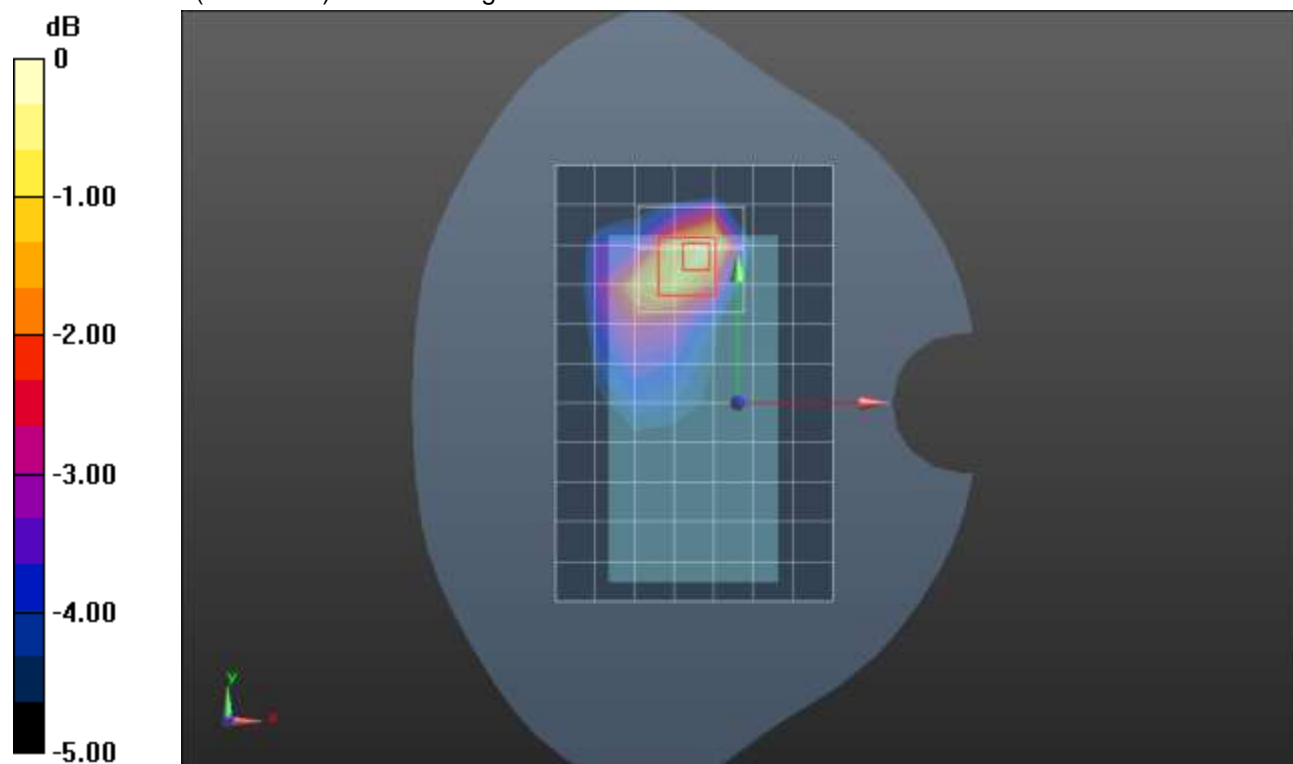
Reference Value = 20.51 V/m; Power Drift = 0.07 dB

Peak SAR (extrapolated) = 0.542 W/kg

**SAR(1 g) = 0.320 W/kg; SAR(10 g) = 0.189 W/kg**

[Info: Interpolated medium parameters used for SAR evaluation.](#)

Maximum value of SAR (measured) = 0.409 W/kg



0 dB = 0.409 W/kg = -3.88 dBW/kg

### CDMA BC0 ANT 1

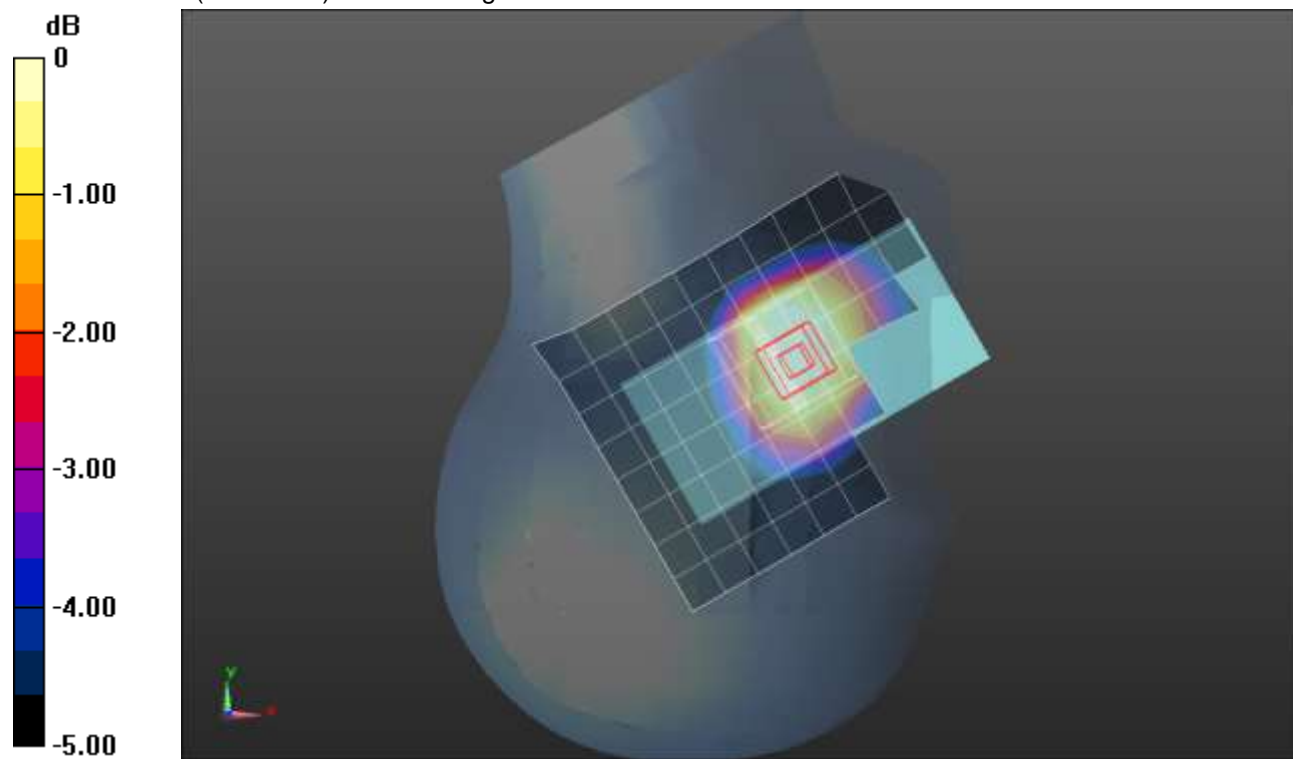
Frequency: 836.52 MHz; Duty Cycle: 1:1; Room Ambient Temperature: 24.0°C; Liquid Temperature: 23.0°C  
 Medium parameters used (interpolated):  $f = 836.52 \text{ MHz}$ ;  $\sigma = 0.938 \text{ S/m}$ ;  $\epsilon_r = 41.38$ ;  $\rho = 1000 \text{ kg/m}^3$

DASY5 Configuration:

- Area Scan Setting: Find Secondary Maximum Within: 2.0 dB and with a peak SAR value greater than 0.0012W/kg
- Electronics: DAE4 Sn1545; Calibrated: 2/22/2021
- Probe: EX3DV4 - SN7448; ConvF(9.76, 9.76, 9.76) @ 836.52 MHz; Calibrated: 2/26/2021
- Sensor-Surface: 1.4mm (Mechanical Surface Detection), Sensor-Surface: 2.5mm (Mechanical Surface Detection)
- Phantom: SAM with CRP v5.0; Type: QD000P40CD; Serial: TP:xxxx

**RHS/Touch\_1xEVDO\_Rel. 0\_ch. 384/Area Scan (9x12x1):** Measurement grid: dx=15mm, dy=15mm  
 Maximum value of SAR (measured) = 0.324 W/kg

**RHS/Touch\_1xEVDO\_Rel. 0\_ch. 384/Zoom Scan (6x6x7)/Cube 0:** Measurement grid: dx=8mm, dy=8mm, dz=5mm  
 Reference Value = 17.80 V/m; Power Drift = 0.02 dB  
 Peak SAR (extrapolated) = 0.342 W/kg  
**SAR(1 g) = 0.270 W/kg; SAR(10 g) = 0.204 W/kg**  
 Maximum value of SAR (measured) = 0.301 W/kg



0 dB = 0.301 W/kg = -5.21 dBW/kg

### CDMA BC0 ANT 1

Frequency: 836.52 MHz; Duty Cycle: 1:1; Room Ambient Temperature: 24.0°C; Liquid Temperature: 23.0°C  
 Medium parameters used (interpolated):  $f = 836.52 \text{ MHz}$ ;  $\sigma = 0.938 \text{ S/m}$ ;  $\epsilon_r = 41.38$ ;  $\rho = 1000 \text{ kg/m}^3$

DASY5 Configuration:

- Area Scan Setting: Find Secondary Maximum Within: 2.0 dB and with a peak SAR value greater than 0.0012W/kg
- Electronics: DAE4 Sn1545; Calibrated: 2/22/2021
- Probe: EX3DV4 - SN7448; ConvF(9.76, 9.76, 9.76) @ 836.52 MHz; Calibrated: 2/26/2021
- Sensor-Surface: 2.5mm (Mechanical Surface Detection)
- Phantom: SAM with CRP v5.0; Type: QD000P40CD; Serial: TP:xxxx

**Rear/1xRTT\_RC3\_SO32\_ch. 384/Area Scan (8x12x1):** Measurement grid: dx=15mm, dy=15mm  
 Maximum value of SAR (measured) = 0.540 W/kg

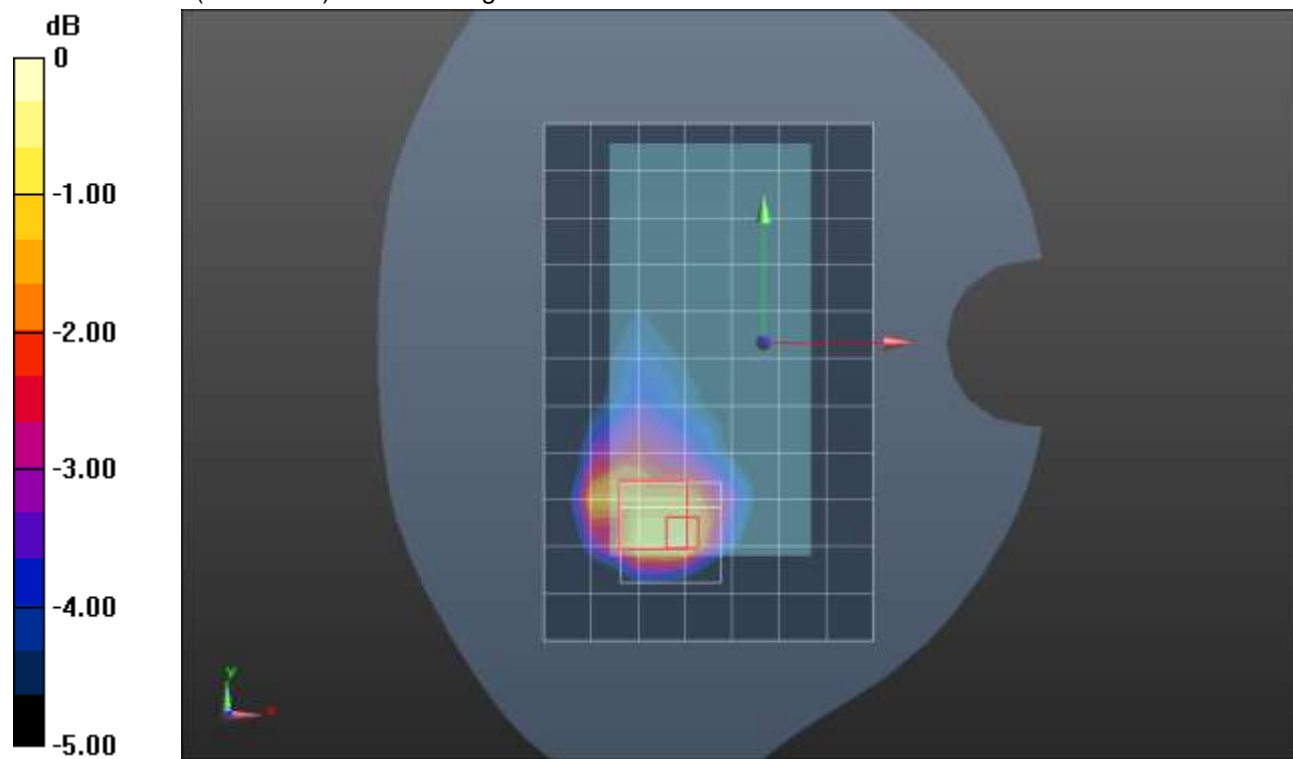
**Rear/1xRTT\_RC3\_SO32\_ch. 384/Zoom Scan (5x5x7)/Cube 0:** Measurement grid: dx=8mm, dy=8mm, dz=5mm

Reference Value = 24.25 V/m; Power Drift = 0.10 dB

Peak SAR (extrapolated) = 0.893 W/kg

**SAR(1 g) = 0.401 W/kg; SAR(10 g) = 0.239 W/kg**

Maximum value of SAR (measured) = 0.604 W/kg



0 dB = 0.604 W/kg = -2.19 dBW/kg

### CDMA BC0 ANT 1

Frequency: 836.52 MHz; Duty Cycle: 1:1; Room Ambient Temperature: 24.0°C; Liquid Temperature: 23.0°C  
 Medium parameters used (interpolated):  $f = 836.52 \text{ MHz}$ ;  $\sigma = 0.938 \text{ S/m}$ ;  $\epsilon_r = 41.38$ ;  $\rho = 1000 \text{ kg/m}^3$

DASY5 Configuration:

- Area Scan Setting: Find Secondary Maximum Within: 2.0 dB and with a peak SAR value greater than 0.0012W/kg
- Electronics: DAE4 Sn1545; Calibrated: 2/22/2021
- Probe: EX3DV4 - SN7448; ConvF(9.76, 9.76, 9.76) @ 836.52 MHz; Calibrated: 2/26/2021
- Sensor-Surface: 2.5mm (Mechanical Surface Detection)
- Phantom: SAM with CRP v5.0; Type: QD000P40CD; Serial: TP:xxxx

**Edge 2/1xRTT\_RC3\_SO32\_ch. 384/Area Scan (6x14x1):** Measurement grid: dx=15mm, dy=15mm  
 Maximum value of SAR (measured) = 0.727 W/kg

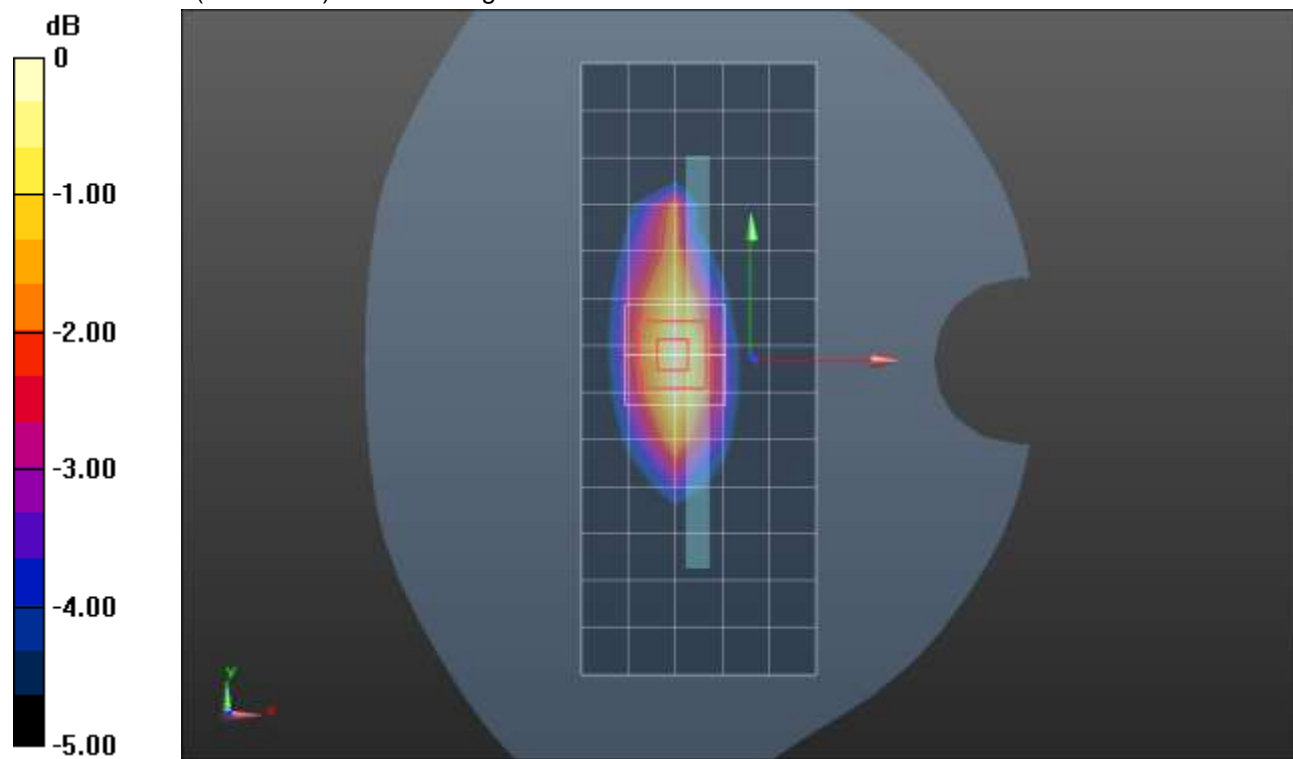
**Edge 2/1xRTT\_RC3\_SO32\_ch. 384/Zoom Scan (5x5x7)/Cube 0:** Measurement grid: dx=8mm, dy=8mm, dz=5mm

Reference Value = 28.18 V/m; Power Drift = -0.04 dB

Peak SAR (extrapolated) = 0.907 W/kg

**SAR(1 g) = 0.581 W/kg; SAR(10 g) = 0.373 W/kg**

Maximum value of SAR (measured) = 0.723 W/kg



0 dB = 0.723 W/kg = -1.41 dBW/kg



## CDMA BC0 ANT 2

Frequency: 836.52 MHz; Duty Cycle: 1:1; Room Ambient Temperature: 24.0°C; Liquid Temperature: 23.0°C  
 Medium parameters used (interpolated):  $f = 836.52 \text{ MHz}$ ;  $\sigma = 0.938 \text{ S/m}$ ;  $\epsilon_r = 41.38$ ;  $\rho = 1000 \text{ kg/m}^3$

DASY5 Configuration:

- Area Scan Setting: Find Secondary Maximum Within: 2.0 dB and with a peak SAR value greater than 0.0012W/kg
- Electronics: DAE4 Sn1545; Calibrated: 2/22/2021
- Probe: EX3DV4 - SN7448; ConvF(9.76, 9.76, 9.76) @ 836.52 MHz; Calibrated: 2/26/2021
- Sensor-Surface: 1.4mm (Mechanical Surface Detection), Sensor-Surface: 2.5mm (Mechanical Surface Detection)
- Phantom: SAM with CRP v5.0; Type: QD000P40CD; Serial: TP:xxxx

**LHS/Touch\_1xRTT\_RC3\_SO55\_ch. 384/Area Scan (9x12x1):** Measurement grid: dx=15mm, dy=15mm

[Info: Interpolated medium parameters used for SAR evaluation.](#)

Maximum value of SAR (measured) = 1.10 W/kg

**LHS/Touch\_1xRTT\_RC3\_SO55\_ch. 384/Zoom Scan (5x5x7)/Cube 0:** Measurement grid: dx=8mm, dy=8mm, dz=5mm


Reference Value = 29.77 V/m; Power Drift = 0.01 dB

Peak SAR (extrapolated) = 1.22 W/kg

**SAR(1 g) = 0.673 W/kg; SAR(10 g) = 0.442 W/kg**

[Info: Interpolated medium parameters used for SAR evaluation.](#)

Maximum value of SAR (measured) = 0.849 W/kg



0 dB = 0.849 W/kg = -0.71 dBW/kg

## CDMA BC0 ANT 2

Frequency: 836.52 MHz; Duty Cycle: 1:1; Room Ambient Temperature: 24.0°C; Liquid Temperature: 23.0°C  
 Medium parameters used (interpolated):  $f = 836.52$  MHz;  $\sigma = 0.938$  S/m;  $\epsilon_r = 41.38$ ;  $\rho = 1000$  kg/m<sup>3</sup>

DASY5 Configuration:

- Area Scan Setting: Find Secondary Maximum Within: 2.0 dB and with a peak SAR value greater than 0.0012W/kg
- Electronics: DAE4 Sn1545; Calibrated: 2/22/2021
- Probe: EX3DV4 - SN7448; ConvF(9.76, 9.76, 9.76) @ 836.52 MHz; Calibrated: 2/26/2021
- Sensor-Surface: 2.5mm (Mechanical Surface Detection)
- Phantom: SAM with CRP v5.0; Type: QD000P40CD; Serial: TP:xxxx

**Rear/1xRTT\_RC3\_SO32\_ch. 384/Area Scan (8x12x1):** Measurement grid: dx=15mm, dy=15mm  
 Maximum value of SAR (measured) = 0.376 W/kg

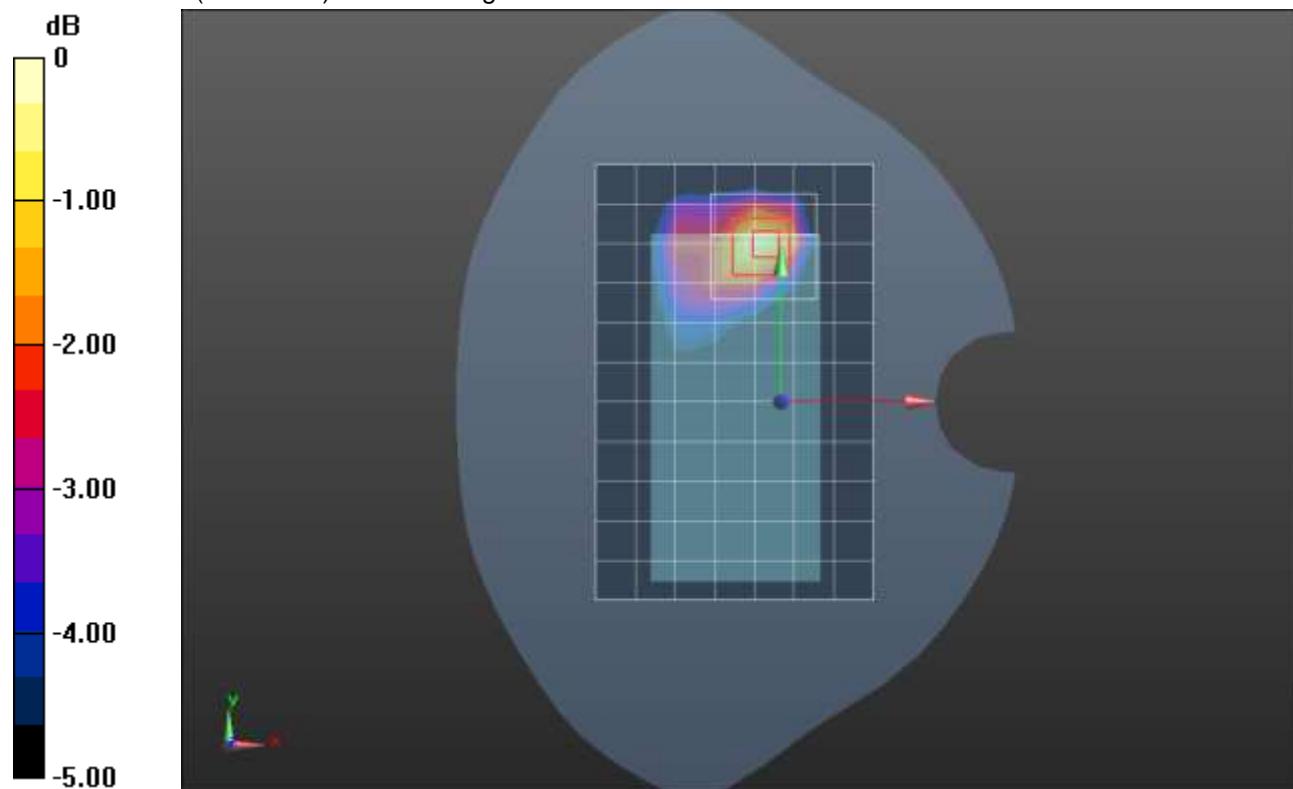
**Rear/1xRTT\_RC3\_SO32\_ch. 384/Zoom Scan (6x6x7)/Cube 0:** Measurement grid: dx=8mm, dy=8mm, dz=5mm

Reference Value = 20.29 V/m; Power Drift = -0.03 dB

Peak SAR (extrapolated) = 0.516 W/kg

**SAR(1 g) = 0.302 W/kg; SAR(10 g) = 0.175 W/kg**

Maximum value of SAR (measured) = 0.382 W/kg



0 dB = 0.382 W/kg = -4.18 dBW/kg

### CDMA BC1 ANT 1

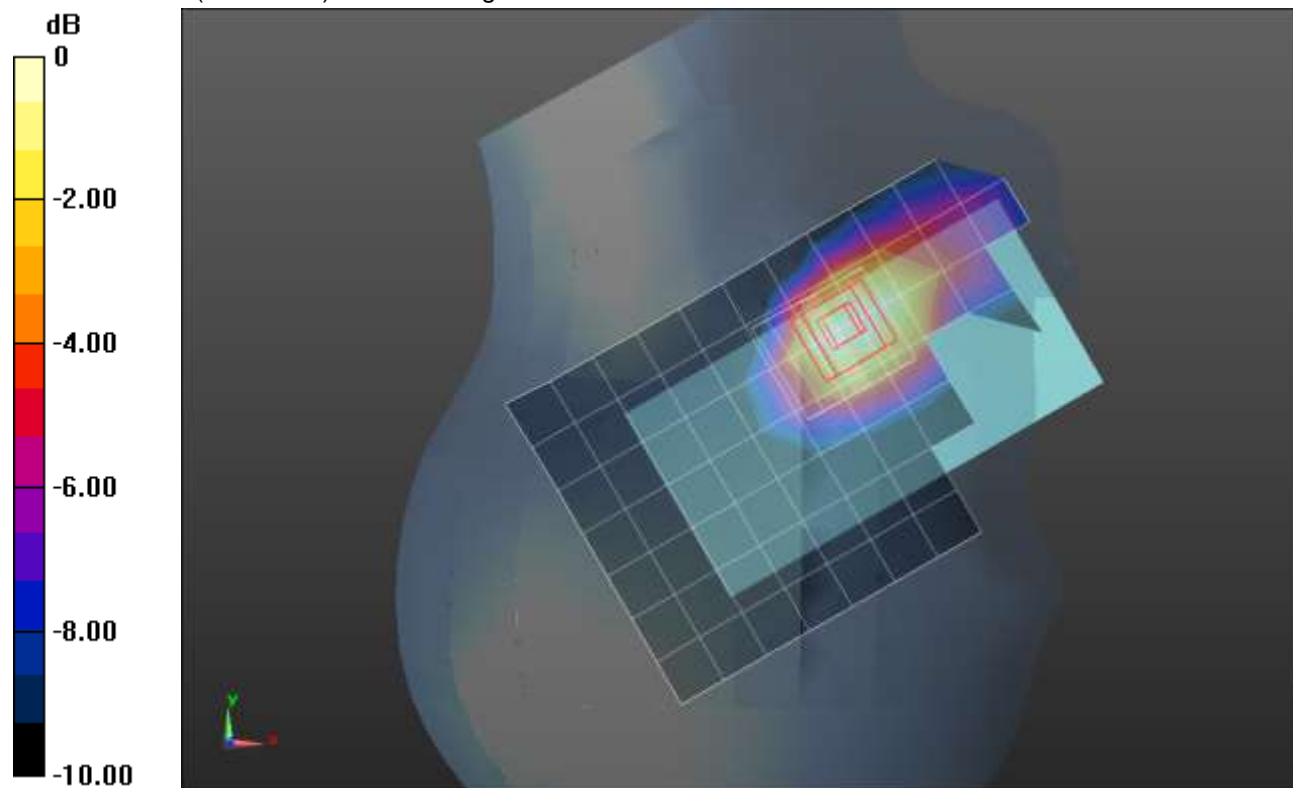
Frequency: 1880 MHz; Duty Cycle: 1:1; Room Ambient Temperature: 24.0°C; Liquid Temperature: 23.0°C  
 Medium parameters used:  $f = 1880 \text{ MHz}$ ;  $\sigma = 1.342 \text{ S/m}$ ;  $\epsilon_r = 39.219$ ;  $\rho = 1000 \text{ kg/m}^3$

DASY5 Configuration:

- Area Scan Setting: Find Secondary Maximum Within: 2.0 dB and with a peak SAR value greater than 0.0012W/kg
- Electronics: DAE4 Sn1380; Calibrated: 8/19/2020
- Probe: EX3DV4 - SN3749; ConvF(7.86, 7.86, 7.86) @ 1880 MHz; Calibrated: 2/5/2021
- Sensor-Surface: 1.4mm (Mechanical Surface Detection), Sensor-Surface: 2.5mm (Mechanical Surface Detection)
- Phantom: SAM v4.0(A); Type: QD000P40CD; Serial: 1632

**RHS/Touch\_1xEVDO Rel. 0\_ch 600/Area Scan (8x12x1):** Measurement grid: dx=15mm, dy=15mm  
 Maximum value of SAR (measured) = 0.690 W/kg

**RHS/Touch\_1xEVDO Rel. 0\_ch 600/Zoom Scan (5x5x7)/Cube 0:** Measurement grid: dx=8mm, dy=8mm, dz=5mm  
 Reference Value = 21.21 V/m; Power Drift = 0.03 dB  
 Peak SAR (extrapolated) = 0.808 W/kg  
**SAR(1 g) = 0.493 W/kg; SAR(10 g) = 0.297 W/kg**  
 Smallest distance from peaks to all points 3 dB below = 12.1 mm  
 Ratio of SAR at M2 to SAR at M1 = 58.4%  
 Maximum value of SAR (measured) = 0.602 W/kg



0 dB = 0.602 W/kg = -2.20 dBW/kg

### CDMA BC1 ANT 1

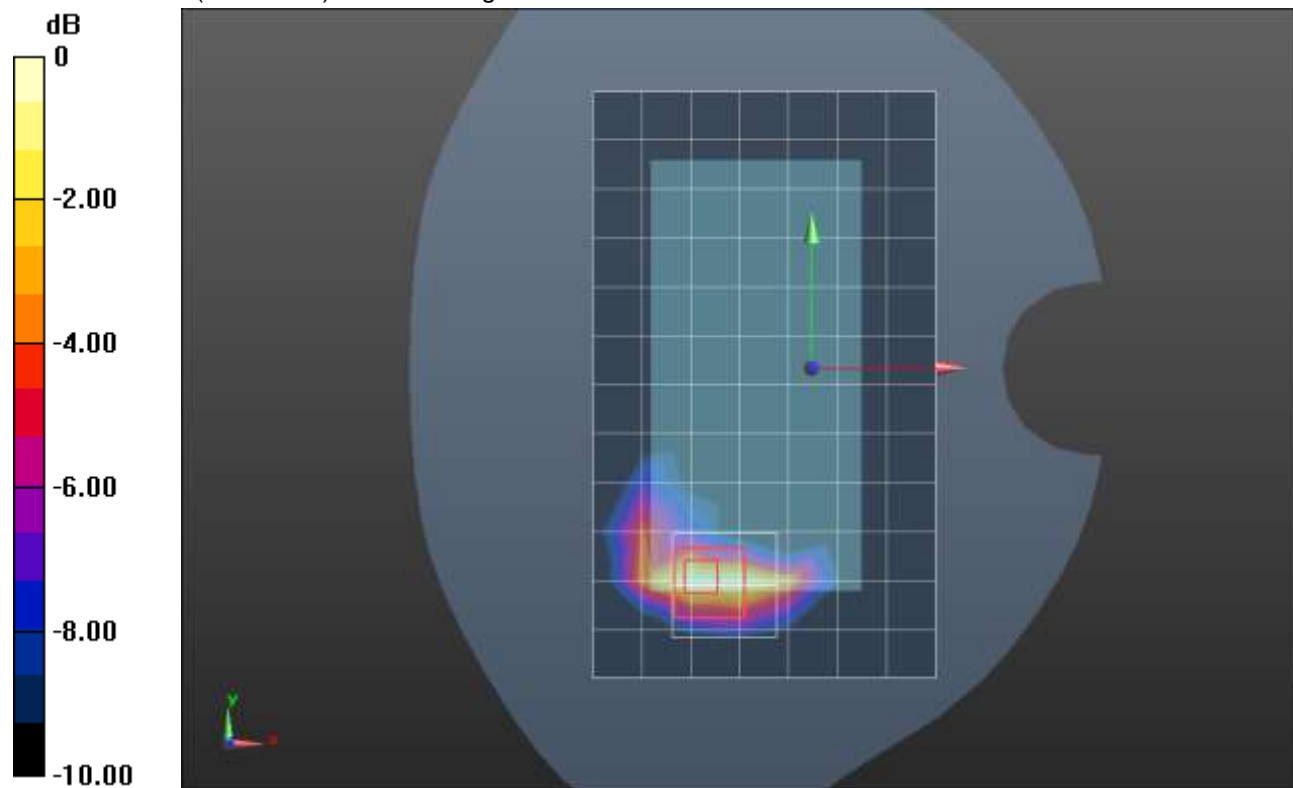
Frequency: 1880 MHz; Duty Cycle: 1:1; Room Ambient Temperature: 24.0°C; Liquid Temperature: 23.0°C  
 Medium parameters used:  $f = 1880 \text{ MHz}$ ;  $\sigma = 1.393 \text{ S/m}$ ;  $\epsilon_r = 39.399$ ;  $\rho = 1000 \text{ kg/m}^3$

DASY5 Configuration:

- Area Scan Setting: Find Secondary Maximum Within: 2.0 dB and with a peak SAR value greater than 0.0012W/kg
- Electronics: DAE4 Sn1380; Calibrated: 8/19/2020
- Probe: EX3DV4 - SN3749; ConvF(7.86, 7.86, 7.86) @ 1880 MHz; Calibrated: 2/5/2021
- Sensor-Surface: 2.5mm (Mechanical Surface Detection)
- Phantom: SAM v4.0(A); Type: QD000P40CD; Serial: 1632

**Rear/1xRTT\_RC3 SO32\_ch 600/Area Scan (8x13x1):** Measurement grid: dx=15mm, dy=15mm  
 Maximum value of SAR (measured) = 0.824 W/kg

**Rear/1xRTT\_RC3 SO32\_ch 600/Zoom Scan (5x5x7)/Cube 0:** Measurement grid: dx=8mm, dy=8mm, dz=5mm  
 Reference Value = 24.46 V/m; Power Drift = -0.02 dB  
 Peak SAR (extrapolated) = 1.22 W/kg  
**SAR(1 g) = 0.631 W/kg; SAR(10 g) = 0.315 W/kg**  
 Smallest distance from peaks to all points 3 dB below = 8 mm  
 Ratio of SAR at M2 to SAR at M1 = 55.2%  
 Maximum value of SAR (measured) = 0.813 W/kg



0 dB = 0.813 W/kg = -0.90 dBW/kg

### CDMA BC1 ANT 1

Frequency: 1880 MHz; Duty Cycle: 1:1; Room Ambient Temperature: 24.0°C; Liquid Temperature: 23.0°C  
 Medium parameters used:  $f = 1880 \text{ MHz}$ ;  $\sigma = 1.394 \text{ S/m}$ ;  $\epsilon_r = 38.296$ ;  $\rho = 1000 \text{ kg/m}^3$

DASY5 Configuration:

- Area Scan Setting: Find Secondary Maximum Within: 2.0 dB and with a peak SAR value greater than 0.0012W/kg
- Electronics: DAE4 Sn1380; Calibrated: 8/19/2020
- Probe: EX3DV4 - SN3749; ConvF(7.86, 7.86, 7.86) @ 1880 MHz; Calibrated: 2/5/2021
- Sensor-Surface: 2.5mm (Mechanical Surface Detection (Locations From Previous Scan Used)), Sensor-Surface: 2.5mm (Mechanical Surface Detection)
- Phantom: SAM v4.0(A); Type: QD000P40CD; Serial: 1632

**Edge 3/1xRTT\_RC3 SO32\_ch 600/Area Scan (6x9x1):** Measurement grid: dx=15mm, dy=15mm  
 Maximum value of SAR (measured) = 0.900 W/kg

**Edge 3/1xRTT\_RC3 SO32\_ch 600/Zoom Scan (5x5x7)/Cube 0:** Measurement grid: dx=8mm, dy=8mm, dz=5mm

Reference Value = 26.17 V/m; Power Drift = -0.18 dB

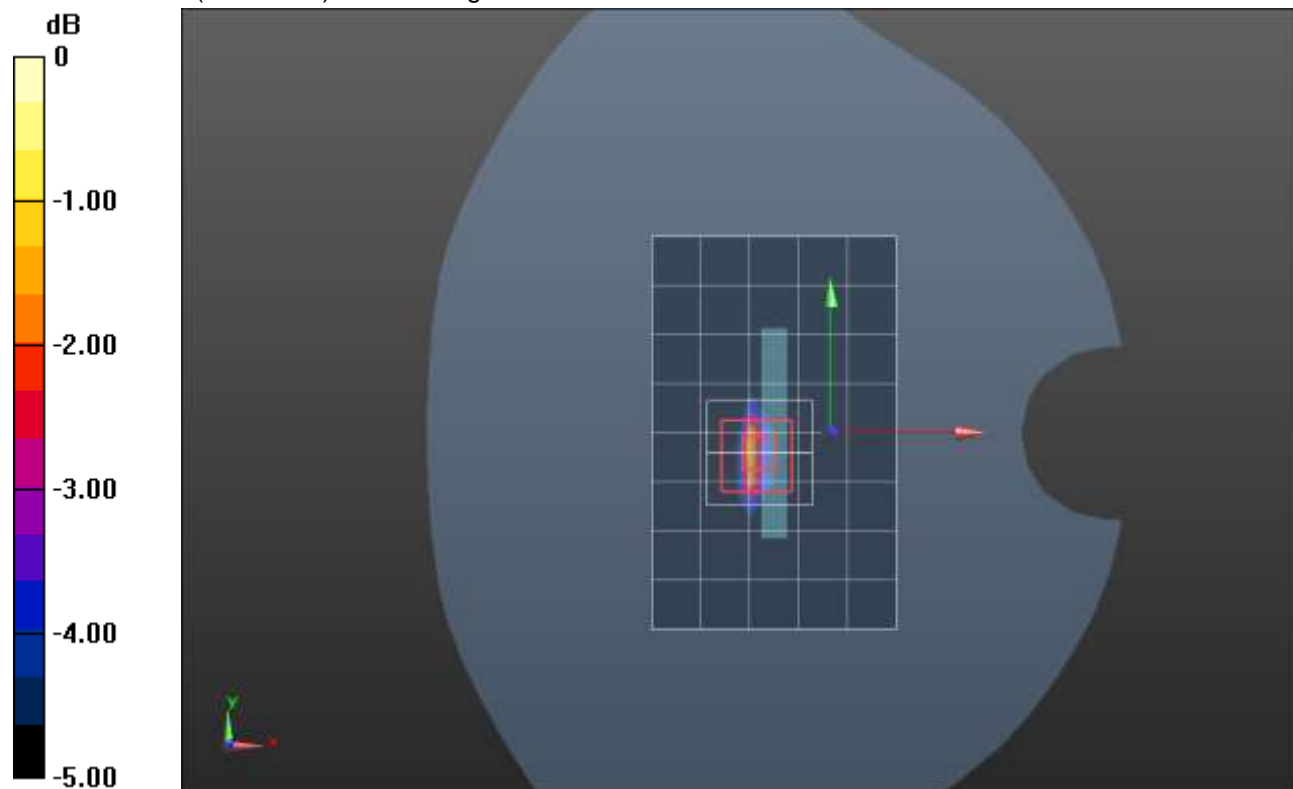
Peak SAR (extrapolated) = 1.65 W/kg

**SAR(1 g) = 0.830 W/kg; SAR(10 g) = 0.375 W/kg**

Smallest distance from peaks to all points 3 dB below = 8 mm

Ratio of SAR at M2 to SAR at M1 = 52.3%

Maximum value of SAR (measured) = 1.18 W/kg



0 dB = 1.18 W/kg = 0.72 dBW/kg

## CDMA BC1 ANT 2

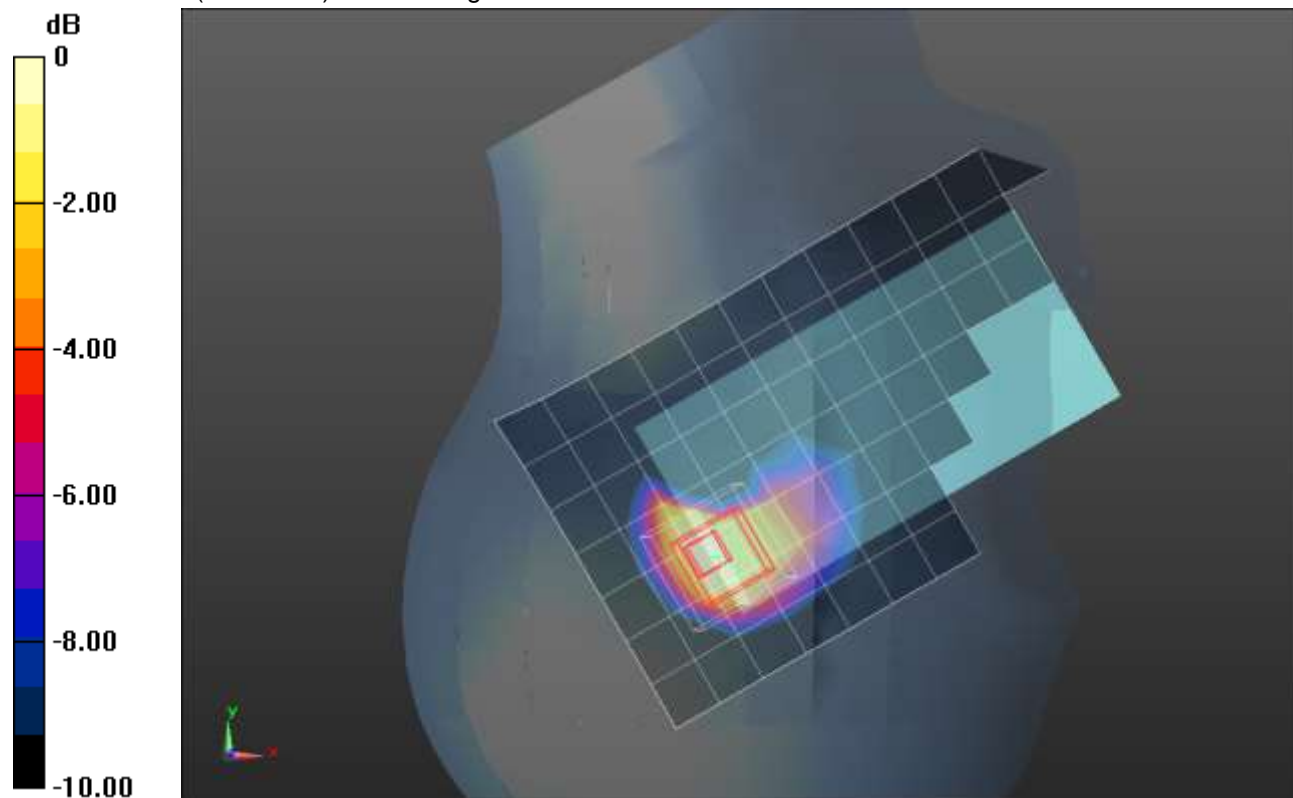
Frequency: 1851.25 MHz; Duty Cycle: 1:1; Room Ambient Temperature: 24.0°C; Liquid Temperature: 23.0°C  
 Medium parameters used (interpolated):  $f = 1851.25$  MHz;  $\sigma = 1.331$  S/m;  $\epsilon_r = 39.427$ ;  $\rho = 1000$  kg/m<sup>3</sup>

DASY5 Configuration:

- Area Scan Setting: Find Secondary Maximum Within: 2.0 dB and with a peak SAR value greater than 0.0012W/kg
- Electronics: DAE4 Sn1380; Calibrated: 8/19/2020
- Probe: EX3DV4 - SN3749; ConvF(7.86, 7.86, 7.86) @ 1851.25 MHz; Calibrated: 2/5/2021
- Sensor-Surface: 1.4mm (Mechanical Surface Detection), Sensor-Surface: 2.5mm (Mechanical Surface Detection)
- Phantom: SAM v4.0(A); Type: QD000P40CD; Serial: 1632

**RHS/Touch\_1xRTT\_RC3 SO55\_ch 25/Area Scan (8x13x1):** Measurement grid: dx=15mm, dy=15mm  
 Maximum value of SAR (measured) = 1.17 W/kg

**RHS/Touch\_1xRTT\_RC3 SO55\_ch 25/Zoom Scan (5x5x7)/Cube 0:** Measurement grid: dx=8mm, dy=8mm, dz=5mm  
 Reference Value = 27.68 V/m; Power Drift = -0.03 dB  
 Peak SAR (extrapolated) = 1.68 W/kg  
**SAR(1 g) = 0.821 W/kg; SAR(10 g) = 0.425 W/kg**  
 Smallest distance from peaks to all points 3 dB below = 8.1 mm  
 Ratio of SAR at M2 to SAR at M1 = 50.6%  
 Maximum value of SAR (measured) = 1.11 W/kg



0 dB = 1.11 W/kg = 0.45 dBW/kg

## CDMA BC1 ANT 2

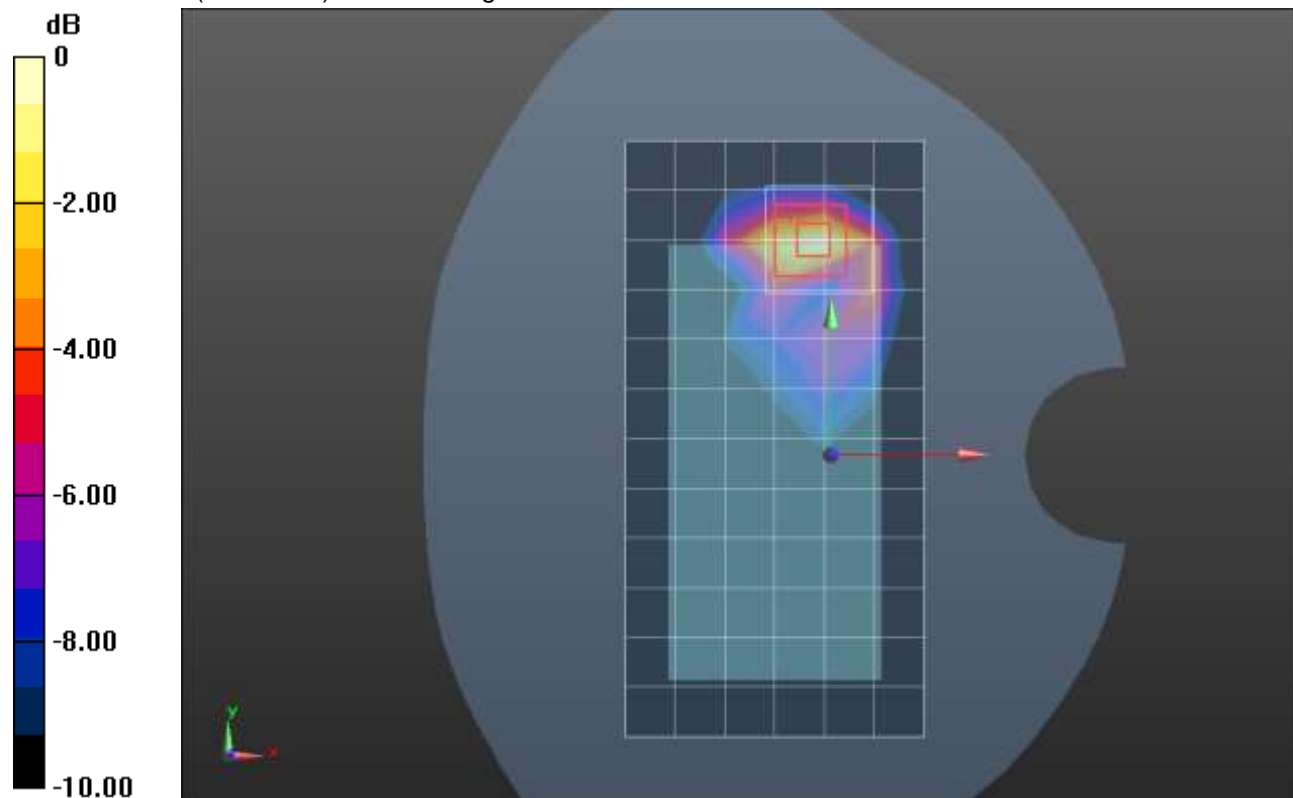
Frequency: 1880 MHz; Duty Cycle: 1:1; Room Ambient Temperature: 24.0°C; Liquid Temperature: 23.0°C  
 Medium parameters used:  $f = 1880 \text{ MHz}$ ;  $\sigma = 1.342 \text{ S/m}$ ;  $\epsilon_r = 39.219$ ;  $\rho = 1000 \text{ kg/m}^3$

DASY5 Configuration:

- Area Scan Setting: Find Secondary Maximum Within: 2.0 dB and with a peak SAR value greater than 0.0012W/kg
- Electronics: DAE4 Sn1380; Calibrated: 8/19/2020
- Probe: EX3DV4 - SN3749; ConvF(7.86, 7.86, 7.86) @ 1880 MHz; Calibrated: 2/5/2021
- Sensor-Surface: 2.5mm (Mechanical Surface Detection)
- Phantom: SAM v4.0(A); Type: QD000P40CD; Serial: 1632

**Rear/1xRTT\_RC3 SO32\_ch 600/Area Scan (7x13x1):** Measurement grid: dx=15mm, dy=15mm  
 Maximum value of SAR (measured) = 0.943 W/kg

**Rear/1xRTT\_RC3 SO32\_ch 600/Zoom Scan (5x5x7)/Cube 0:** Measurement grid: dx=8mm, dy=8mm, dz=5mm  
 Reference Value = 26.72 V/m; Power Drift = -0.00 dB  
 Peak SAR (extrapolated) = 1.35 W/kg  
**SAR(1 g) = 0.666 W/kg; SAR(10 g) = 0.322 W/kg**  
 Smallest distance from peaks to all points 3 dB below = 8.6 mm  
 Ratio of SAR at M2 to SAR at M1 = 52.4%  
 Maximum value of SAR (measured) = 0.941 W/kg



0 dB = 0.941 W/kg = -0.26 dBW/kg



## CDMA BC1 ANT 2

Frequency: 1851.25 MHz; Duty Cycle: 1:1; Room Ambient Temperature: 24.0°C; Liquid Temperature: 23.0°C  
 Medium parameters used (interpolated):  $f = 1851.25$  MHz;  $\sigma = 1.331$  S/m;  $\epsilon_r = 39.427$ ;  $\rho = 1000$  kg/m<sup>3</sup>

DASY5 Configuration:

- Area Scan Setting: Find Secondary Maximum Within: 2.0 dB and with a peak SAR value greater than 0.0012W/kg
- Electronics: DAE4 Sn1380; Calibrated: 8/19/2020
- Probe: EX3DV4 - SN3749; ConvF(7.86, 7.86, 7.86) @ 1851.25 MHz; Calibrated: 2/5/2021
- Sensor-Surface: 2.5mm (Mechanical Surface Detection)
- Phantom: SAM v4.0(A); Type: QD000P40CD; Serial: 1632

**Edge 1/1xRTT\_RC3 SO32\_ch 25/Area Scan (5x9x1):** Measurement grid: dx=15mm, dy=15mm  
 Maximum value of SAR (measured) = 0.991 W/kg

**Edge 1/1xRTT\_RC3 SO32\_ch 25/Zoom Scan (5x5x7)/Cube 0:** Measurement grid: dx=8mm, dy=8mm, dz=5mm

Reference Value = 27.44 V/m; Power Drift = 0.18 dB

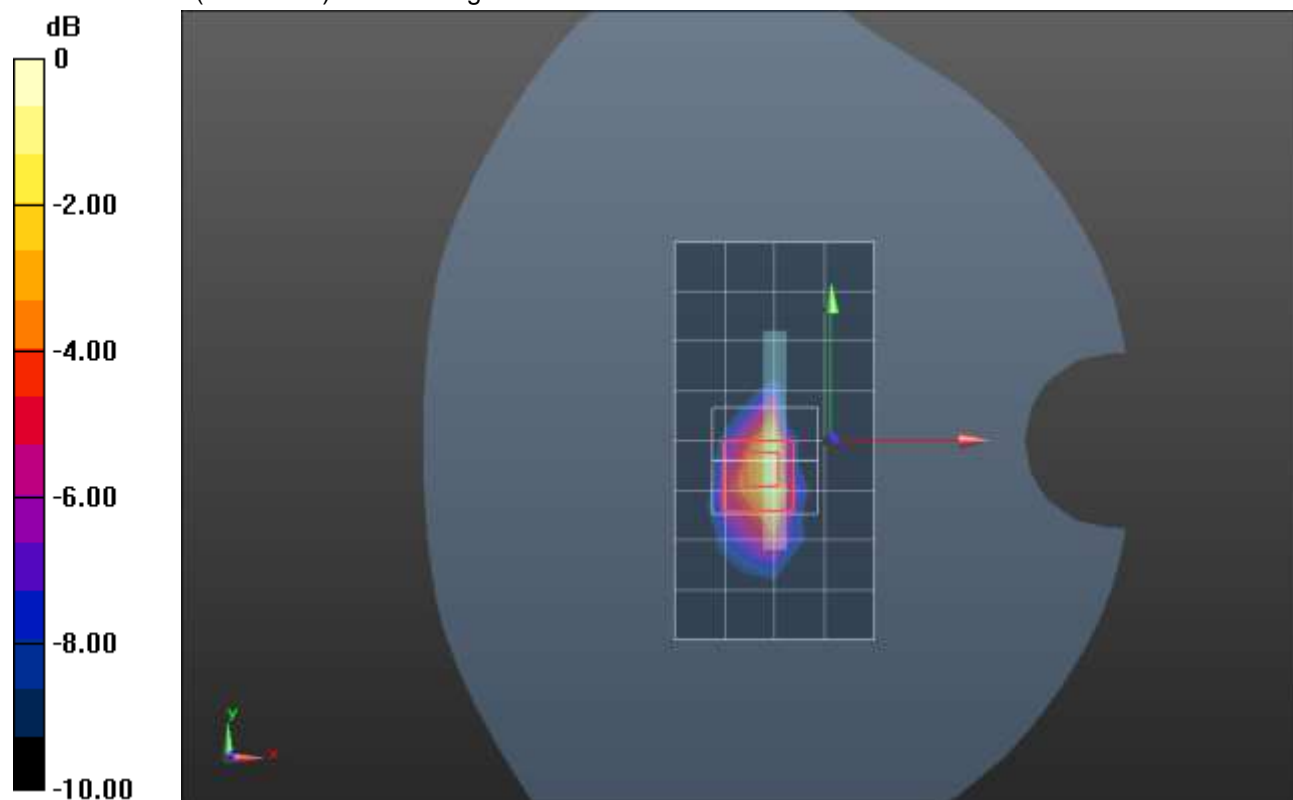
Peak SAR (extrapolated) = 1.85 W/kg

**SAR(1 g) = 0.901 W/kg; SAR(10 g) = 0.420 W/kg**

Smallest distance from peaks to all points 3 dB below = 8 mm

Ratio of SAR at M2 to SAR at M1 = 49.5%

Maximum value of SAR (measured) = 1.29 W/kg



0 dB = 1.29 W/kg = 1.11 dBW/kg



### CDMA BC10 ANT 1


Frequency: 820 MHz; Duty Cycle: 1:1; Room Ambient Temperature: 24.0°C; Liquid Temperature: 23.0°C  
 Medium parameters used:  $f = 820 \text{ MHz}$ ;  $\sigma = 0.931 \text{ S/m}$ ;  $\epsilon_r = 41.573$ ;  $\rho = 1000 \text{ kg/m}^3$

DASY5 Configuration:

- Area Scan Setting: Find Secondary Maximum Within: 2.0 dB and with a peak SAR value greater than 0.0012W/kg
- Electronics: DAE4 Sn1545; Calibrated: 2/22/2021
- Probe: EX3DV4 - SN7448; ConvF(9.76, 9.76, 9.76) @ 820 MHz; Calibrated: 2/26/2021
- Sensor-Surface: 1.4mm (Mechanical Surface Detection), Sensor-Surface: 2.5mm (Mechanical Surface Detection)
- Phantom: SAM with CRP v5.0; Type: QD000P40CD; Serial: TP:xxxx

**RHS/Touch\_1xEVDO\_Rel. 0\_ch. 560/Area Scan (9x12x1):** Measurement grid:  $dx=15\text{mm}$ ,  $dy=15\text{mm}$   
 Maximum value of SAR (measured) = 0.382 W/kg

**RHS/Touch\_1xEVDO\_Rel. 0\_ch. 560/Zoom Scan (5x5x7)/Cube 0:** Measurement grid:  $dx=8\text{mm}$ ,  $dy=8\text{mm}$ ,  $dz=5\text{mm}$   
 Reference Value = 18.60 V/m; Power Drift = 0.09 dB  
 Peak SAR (extrapolated) = 0.381 W/kg  
**SAR(1 g) = 0.291 W/kg; SAR(10 g) = 0.217 W/kg**  
 Maximum value of SAR (measured) = 0.330 W/kg



0 dB = 0.330 W/kg = -4.81 dBW/kg

### CDMA BC10 ANT 1

Frequency: 820 MHz; Duty Cycle: 1:1; Room Ambient Temperature: 24.0°C; Liquid Temperature: 23.0°C  
 Medium parameters used:  $f = 820 \text{ MHz}$ ;  $\sigma = 0.931 \text{ S/m}$ ;  $\epsilon_r = 41.573$ ;  $\rho = 1000 \text{ kg/m}^3$

DASY5 Configuration:

- Area Scan Setting: Find Secondary Maximum Within: 2.0 dB and with a peak SAR value greater than 0.0012W/kg
- Electronics: DAE4 Sn1545; Calibrated: 2/22/2021
- Probe: EX3DV4 - SN7448; ConvF(9.76, 9.76, 9.76) @ 820 MHz; Calibrated: 2/26/2021
- Sensor-Surface: 2.5mm (Mechanical Surface Detection)
- Phantom: SAM with CRP v5.0; Type: QD000P40CD; Serial: TP:xxxx

**Rear/1xRTT\_RC3\_SO32\_ch. 560/Area Scan (8x12x1):** Measurement grid: dx=15mm, dy=15mm  
 Maximum value of SAR (measured) = 0.869 W/kg

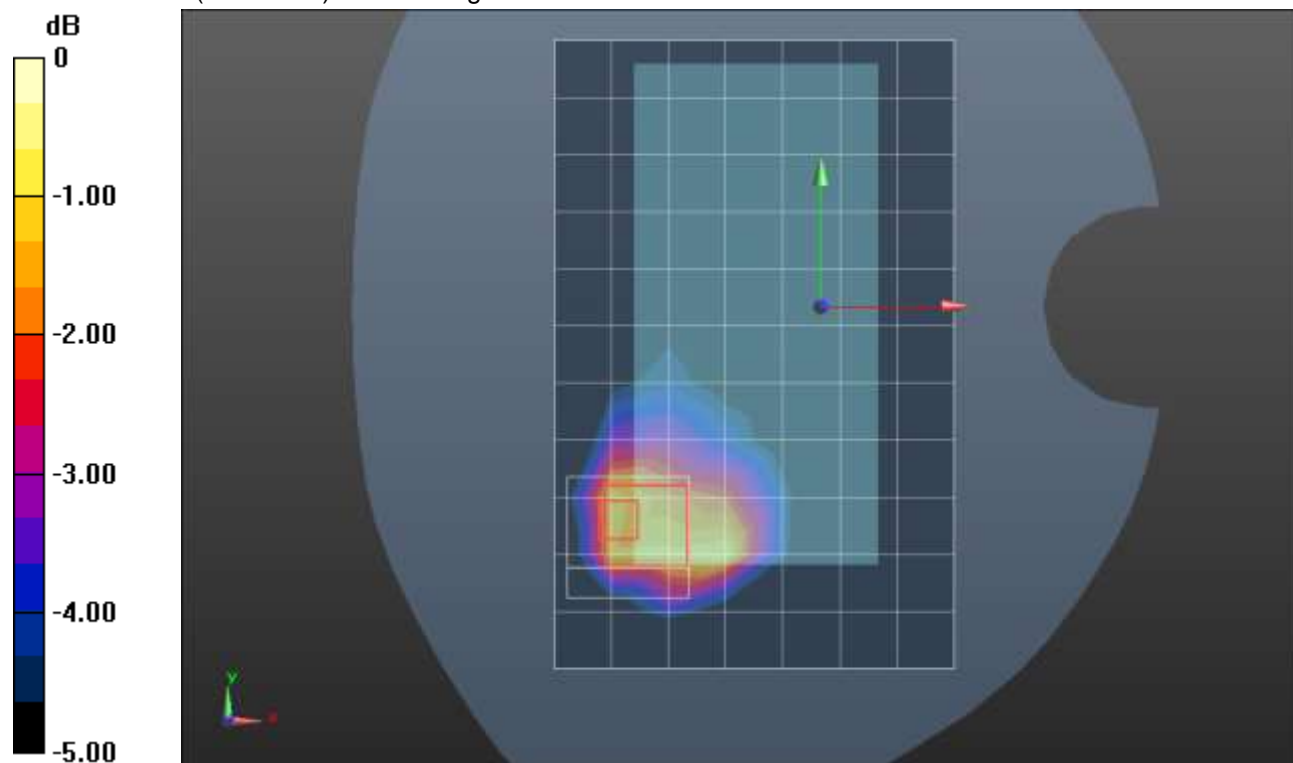
**Rear/1xRTT\_RC3\_SO32\_ch. 560/Zoom Scan (5x5x7)/Cube 0:** Measurement grid: dx=8mm, dy=8mm, dz=5mm

Reference Value = 30.45 V/m; Power Drift = -0.07 dB

Peak SAR (extrapolated) = 1.56 W/kg

**SAR(1 g) = 0.693 W/kg; SAR(10 g) = 0.403 W/kg**

Maximum value of SAR (measured) = 1.01 W/kg



0 dB = 1.01 W/kg = 0.04 dBW/kg

### CDMA BC10 ANT 1

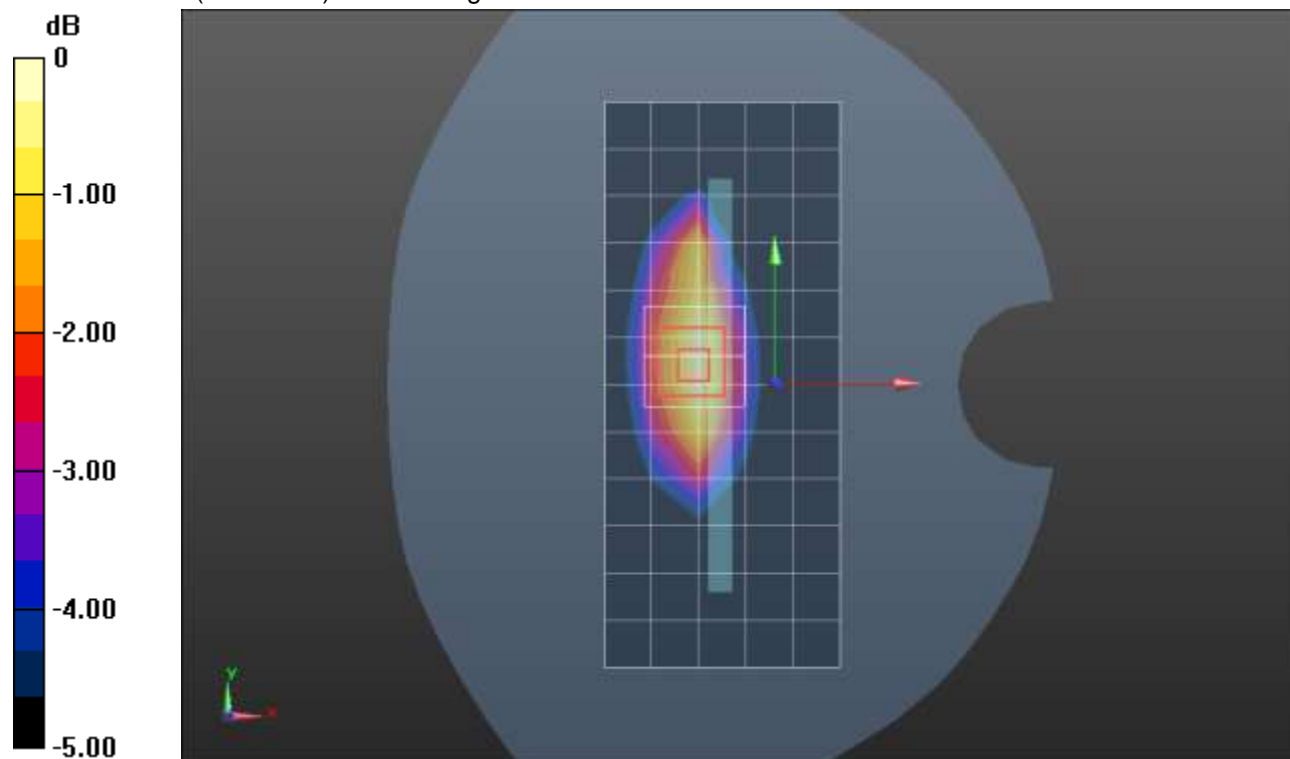
Frequency: 820 MHz; Duty Cycle: 1:1; Room Ambient Temperature: 24.0°C; Liquid Temperature: 23.0°C  
 Medium parameters used:  $f = 820 \text{ MHz}$ ;  $\sigma = 0.872 \text{ S/m}$ ;  $\epsilon_r = 40.571$ ;  $\rho = 1000 \text{ kg/m}^3$

DASY5 Configuration:

- Area Scan Setting: Find Secondary Maximum Within: 2.0 dB and with a peak SAR value greater than 0.0012W/kg
- Electronics: DAE4 Sn1545; Calibrated: 2/22/2021
- Probe: EX3DV4 - SN7498; ConvF(10, 10, 10) @ 820 MHz; Calibrated: 3/18/2021
- Sensor-Surface: 2.5mm (Mechanical Surface Detection)
- Phantom: SAM with CRP v5.0; Type: QD000P40CD; Serial: TP:xxxx

**Edge 2/1xRTT\_RC3\_SO32\_ch. 560/Area Scan (6x13x1):** Measurement grid: dx=15mm, dy=15mm  
 Maximum value of SAR (measured) = 1.02 W/kg

**Edge 2/1xRTT\_RC3\_SO32\_ch. 560/Zoom Scan (5x5x7)/Cube 0:** Measurement grid: dx=8mm, dy=8mm, dz=5mm  
 Reference Value = 34.83 V/m; Power Drift = 0.07 dB  
 Peak SAR (extrapolated) = 1.32 W/kg  
**SAR(1 g) = 0.860 W/kg; SAR(10 g) = 0.555 W/kg**  
 Maximum value of SAR (measured) = 1.06 W/kg



0 dB = 1.06 W/kg = 0.25 dBW/kg

## CDMA BC10 ANT 2


Frequency: 820 MHz; Duty Cycle: 1:1; Room Ambient Temperature: 24.0°C; Liquid Temperature: 23.0°C  
 Medium parameters used:  $f = 820 \text{ MHz}$ ;  $\sigma = 0.931 \text{ S/m}$ ;  $\epsilon_r = 41.573$ ;  $\rho = 1000 \text{ kg/m}^3$

DASY5 Configuration:

- Area Scan Setting: Find Secondary Maximum Within: 2.0 dB and with a peak SAR value greater than 0.0012W/kg
- Electronics: DAE4 Sn1545; Calibrated: 2/22/2021
- Probe: EX3DV4 - SN7448; ConvF(9.76, 9.76, 9.76) @ 820 MHz; Calibrated: 2/26/2021
- Sensor-Surface: 1.4mm (Mechanical Surface Detection), Sensor-Surface: 2.5mm (Mechanical Surface Detection)
- Phantom: SAM with CRP v5.0; Type: QD000P40CD; Serial: TP:xxxx

**LHS/Touch\_1xEVDO\_Rel. 0\_ch. 560/Area Scan (8x12x1):** Measurement grid: dx=15mm, dy=15mm  
 Maximum value of SAR (measured) = 1.30 W/kg

**LHS/Touch\_1xEVDO\_Rel. 0\_ch. 560/Zoom Scan (5x5x7)/Cube 0:** Measurement grid: dx=8mm, dy=8mm, dz=5mm  
 Reference Value = 33.17 V/m; Power Drift = 0.01 dB  
 Peak SAR (extrapolated) = 1.72 W/kg  
**SAR(1 g) = 0.856 W/kg; SAR(10 g) = 0.567 W/kg**  
 Maximum value of SAR (measured) = 1.07 W/kg



0 dB = 1.07 W/kg = 0.29 dBW/kg

### CDMA BC10 ANT 2

Frequency: 820 MHz; Duty Cycle: 1:1; Room Ambient Temperature: 24.0°C; Liquid Temperature: 23.0°C  
Medium parameters used:  $f = 820 \text{ MHz}$ ;  $\sigma = 0.931 \text{ S/m}$ ;  $\epsilon_r = 41.573$ ;  $\rho = 1000 \text{ kg/m}^3$

DASY5 Configuration:

- Area Scan Setting: Find Secondary Maximum Within: 2.0 dB and with a peak SAR value greater than 0.0012W/kg
- Electronics: DAE4 Sn1545; Calibrated: 2/22/2021
- Probe: EX3DV4 - SN7448; ConvF(9.76, 9.76, 9.76) @ 820 MHz; Calibrated: 2/26/2021
- Sensor-Surface: 2.5mm (Mechanical Surface Detection)
- Phantom: SAM with CRP v5.0; Type: QD000P40CD; Serial: TP:xxxx

**Rear/1xRTT\_RC3\_SO32\_ch. 560/Area Scan (8x12x1):** Measurement grid: dx=15mm, dy=15mm  
Maximum value of SAR (measured) = 0.638 W/kg

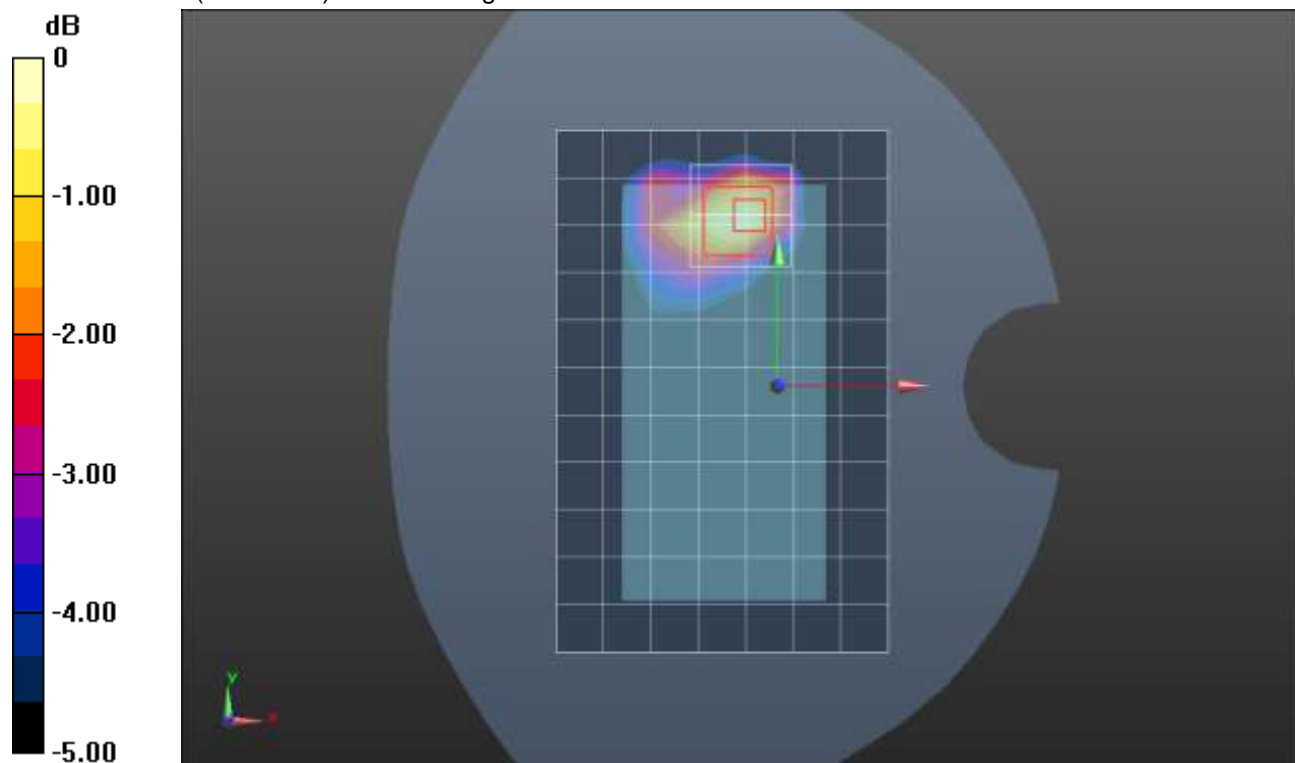
**Rear/1xRTT\_RC3\_SO32\_ch. 560/Zoom Scan (5x5x7)/Cube 0:** Measurement grid: dx=8mm, dy=8mm, dz=5mm

Reference Value = 26.53 V/m; Power Drift = 0.02 dB

Peak SAR (extrapolated) = 0.885 W/kg

**SAR(1 g) = 0.498 W/kg; SAR(10 g) = 0.285 W/kg**

Maximum value of SAR (measured) = 0.643 W/kg



0 dB = 0.643 W/kg = -1.92 dBW/kg

### LTE Band 5 ANT 1

Frequency: 836.5 MHz; Duty Cycle: 1:1; Room Ambient Temperature: 24.0°C; Liquid Temperature: 23.0°C  
 Medium parameters used (interpolated):  $f = 836.5$  MHz;  $\sigma = 0.935$  S/m;  $\epsilon_r = 41.439$ ;  $\rho = 1000$  kg/m<sup>3</sup>

DASY5 Configuration:

- Area Scan Setting: Find Secondary Maximum Within: 2.0 dB and with a peak SAR value greater than 0.0012W/kg
- Electronics: DAE4 Sn1545; Calibrated: 2/22/2021
- Probe: EX3DV4 - SN7448; ConvF(9.76, 9.76, 9.76) @ 836.5 MHz; Calibrated: 2/26/2021
- Sensor-Surface: 1.4mm (Mechanical Surface Detection), Sensor-Surface: 2.5mm (Mechanical Surface Detection)
- Phantom: SAM with CRP v5.0; Type: QD000P40CD; Serial: TP:xxxx

**RHS/Touch\_QPSK\_RB 1,25\_ch. 20525 /Area Scan (8x12x1):** Measurement grid: dx=15mm, dy=15mm

[Info: Interpolated medium parameters used for SAR evaluation.](#)

Maximum value of SAR (measured) = 0.326 W/kg

**RHS/Touch\_QPSK\_RB 1,25\_ch. 20525/Zoom Scan (7x6x7)/Cube 0:** Measurement grid: dx=8mm, dy=8mm, dz=5mm


Reference Value = 18.15 V/m; Power Drift = 0.12 dB

Peak SAR (extrapolated) = 0.366 W/kg

**SAR(1 g) = 0.283 W/kg; SAR(10 g) = 0.207 W/kg**

[Info: Interpolated medium parameters used for SAR evaluation.](#)

Maximum value of SAR (measured) = 0.321 W/kg



0 dB = 0.321 W/kg = -4.93 dBW/kg

### LTE Band 5 ANT 1

Frequency: 836.5 MHz; Duty Cycle: 1:1; Room Ambient Temperature: 24.0°C; Liquid Temperature: 23.0°C  
 Medium parameters used (interpolated):  $f = 836.5$  MHz;  $\sigma = 0.935$  S/m;  $\epsilon_r = 41.439$ ;  $\rho = 1000$  kg/m<sup>3</sup>

DASY5 Configuration:

- Area Scan Setting: Find Secondary Maximum Within: 2.0 dB and with a peak SAR value greater than 0.0012W/kg
- Electronics: DAE4 Sn1545; Calibrated: 2/22/2021
- Probe: EX3DV4 - SN7448; ConvF(9.76, 9.76, 9.76) @ 836.5 MHz; Calibrated: 2/26/2021
- Sensor-Surface: 2.5mm (Mechanical Surface Detection)
- Phantom: SAM with CRP v5.0; Type: QD000P40CD; Serial: TP:xxxx

**Rear/QPSK\_RB 1,25\_ch. 20525/Area Scan (8x13x1):** Measurement grid: dx=15mm, dy=15mm

[Info: Interpolated medium parameters used for SAR evaluation.](#)

Maximum value of SAR (measured) = 0.909 W/kg

**Rear/QPSK\_RB 1,25\_ch. 20525/Zoom Scan (5x5x7)/Cube 0:** Measurement grid: dx=8mm, dy=8mm, dz=5mm

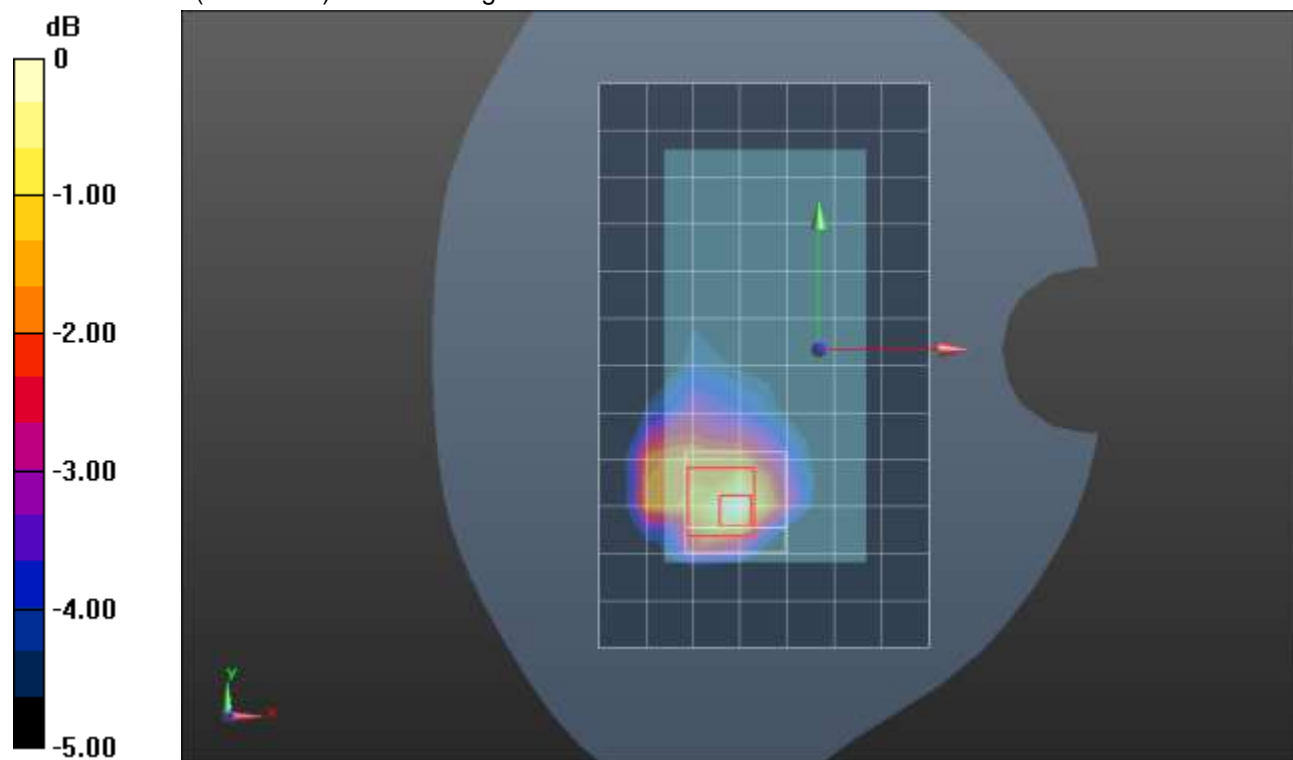
Reference Value = 30.69 V/m; Power Drift = 0.01 dB

Peak SAR (extrapolated) = 1.37 W/kg

**SAR(1 g) = 0.654 W/kg; SAR(10 g) = 0.365 W/kg**

[Info: Interpolated medium parameters used for SAR evaluation.](#)

Maximum value of SAR (measured) = 0.859 W/kg



0 dB = 0.859 W/kg = -0.66 dBW/kg

### LTE Band 5 ANT 1

Frequency: 836.5 MHz; Duty Cycle: 1:1; Room Ambient Temperature: 24.0°C; Liquid Temperature: 23.0°C  
 Medium parameters used (interpolated):  $f = 836.5$  MHz;  $\sigma = 0.935$  S/m;  $\epsilon_r = 41.439$ ;  $\rho = 1000$  kg/m<sup>3</sup>

DASY5 Configuration:

- Area Scan Setting: Find Secondary Maximum Within: 2.0 dB and with a peak SAR value greater than 0.0012W/kg
- Electronics: DAE4 Sn1545; Calibrated: 2/22/2021
- Probe: EX3DV4 - SN7448; ConvF(9.76, 9.76, 9.76) @ 836.5 MHz; Calibrated: 2/26/2021
- Sensor-Surface: 2.5mm (Mechanical Surface Detection)
- Phantom: SAM with CRP v5.0; Type: QD000P40CD; Serial: TP:xxxx

**Edge 2/QPSK\_RB 1,25\_ch. 20525/Area Scan (6x14x1):** Measurement grid: dx=15mm, dy=15mm

[Info: Interpolated medium parameters used for SAR evaluation.](#)

Maximum value of SAR (measured) = 1.02 W/kg

**Edge 2/QPSK\_RB 1,25\_ch. 20525/Zoom Scan (5x5x7)/Cube 0:** Measurement grid: dx=8mm, dy=8mm, dz=5mm

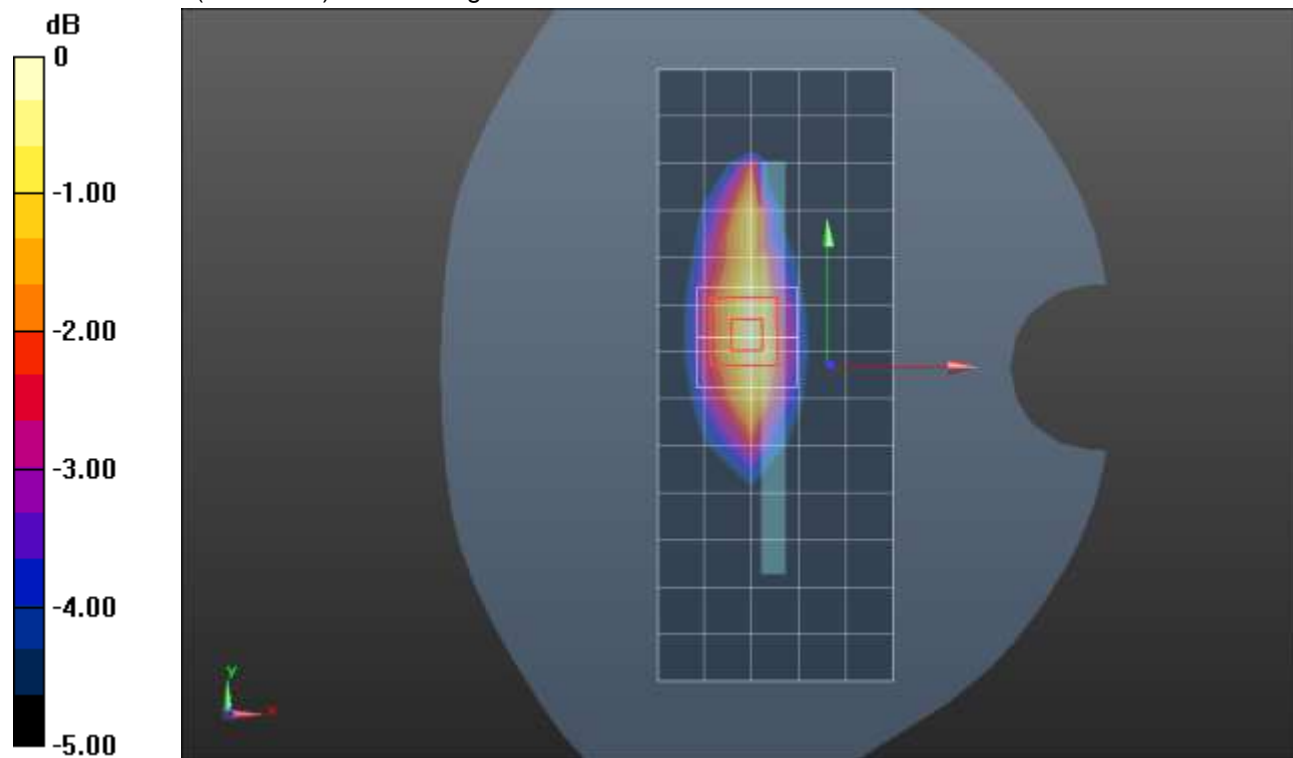
Reference Value = 33.36 V/m; Power Drift = 0.11 dB

Peak SAR (extrapolated) = 1.33 W/kg

**SAR(1 g) = 0.824 W/kg; SAR(10 g) = 0.519 W/kg**

[Info: Interpolated medium parameters used for SAR evaluation.](#)

Maximum value of SAR (measured) = 1.04 W/kg



0 dB = 1.04 W/kg = 0.17 dBW/kg



## LTE Band 5 ANT 2

Frequency: 836.5 MHz; Duty Cycle: 1:1; Room Ambient Temperature: 24.0°C; Liquid Temperature: 23.0°C  
 Medium parameters used (interpolated):  $f = 836.5$  MHz;  $\sigma = 0.914$  S/m;  $\epsilon_r = 41.096$ ;  $\rho = 1000$  kg/m<sup>3</sup>

DASY5 Configuration:

- Area Scan Setting: Find Secondary Maximum Within: 2.0 dB and with a peak SAR value greater than 0.0012W/kg
- Electronics: DAE4 Sn1434; Calibrated: 10/12/2020
- Probe: EX3DV4 - SN3686; ConvF(9.3, 9.3, 9.3); Calibrated: 9/21/2020;
- Sensor-Surface: 1.4mm (Mechanical Surface Detection), Sensor-Surface: 2.5mm (Mechanical Surface Detection)
- Phantom: SAM B with CRP; Type: SAM; Serial: 1751

### RHS/Touch\_QPSK\_RB 1,25\_ch. 20525/Area Scan (8x12x1): Measurement grid: dx=15mm, dy=15mm

[Info: Interpolated medium parameters used for SAR evaluation.](#)

Maximum value of SAR (measured) = 1.05 W/kg

### RHS/Touch\_QPSK\_RB 1,25\_ch. 20525/Zoom Scan (5x5x7)/Cube 0: Measurement grid: dx=8mm, dy=8mm, dz=5mm

Reference Value = 32.137 V/m; Power Drift = -0.07 dB

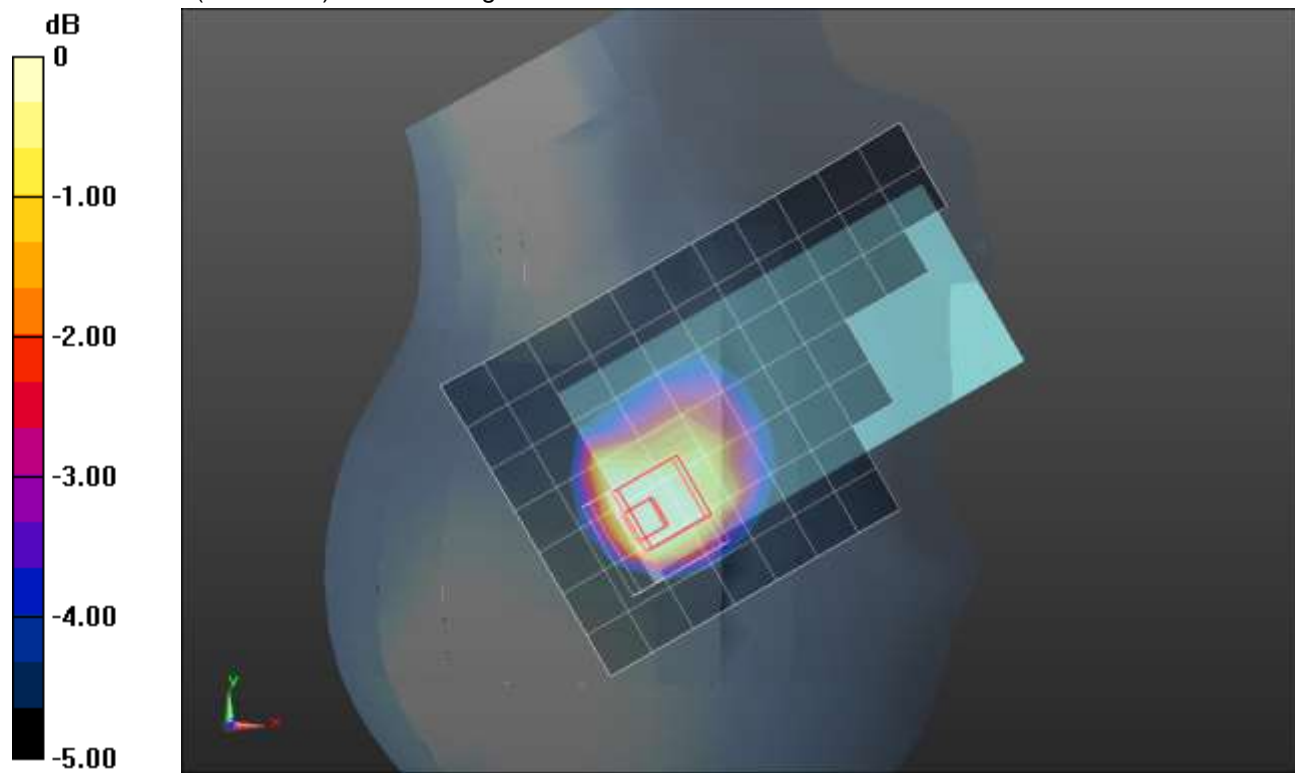
Peak SAR (extrapolated) = 1.40 W/kg

Peak SAR (extrapolated) = 1.40 W/kg

**SAR(1 g) = 0.781 W/kg; SAR(10 g) = 0.519 W/kg**

[Info: Interpolated medium parameters used for SAR evaluation.](#)

Maximum value of SAR (measured) = 0.933 W/kg



0 dB = 0.933 W/kg = -0.30 dBW/kg

## LTE Band 5 ANT 2

Frequency: 836.5 MHz; Duty Cycle: 1:1; Room Ambient Temperature: 24.0°C; Liquid Temperature: 23.0°C  
 Medium parameters used (interpolated):  $f = 836.5$  MHz;  $\sigma = 0.914$  S/m;  $\epsilon_r = 41.096$ ;  $\rho = 1000$  kg/m<sup>3</sup>

DASY5 Configuration:

- Area Scan Setting: Find Secondary Maximum Within: 2.0 dB and with a peak SAR value greater than 0.0012W/kg
- Electronics: DAE4 Sn1434; Calibrated: 10/12/2020
- Probe: EX3DV4 - SN3686; ConvF(9.3, 9.3, 9.3); Calibrated: 9/21/2020;
- Sensor-Surface: 2.5mm (Mechanical Surface Detection)
- Phantom: SAM B with CRP; Type: SAM; Serial: 1751

**Rear/QPSK\_RB 1,25\_ch. 20525/Area Scan (8x12x1):** Measurement grid: dx=15mm, dy=15mm

[Info: Interpolated medium parameters used for SAR evaluation.](#)

Maximum value of SAR (measured) = 0.626 W/kg

**Rear/QPSK\_RB 1,25\_ch. 20525/Zoom Scan (6x6x7)/Cube 0:** Measurement grid: dx=8mm, dy=8mm, dz=5mm

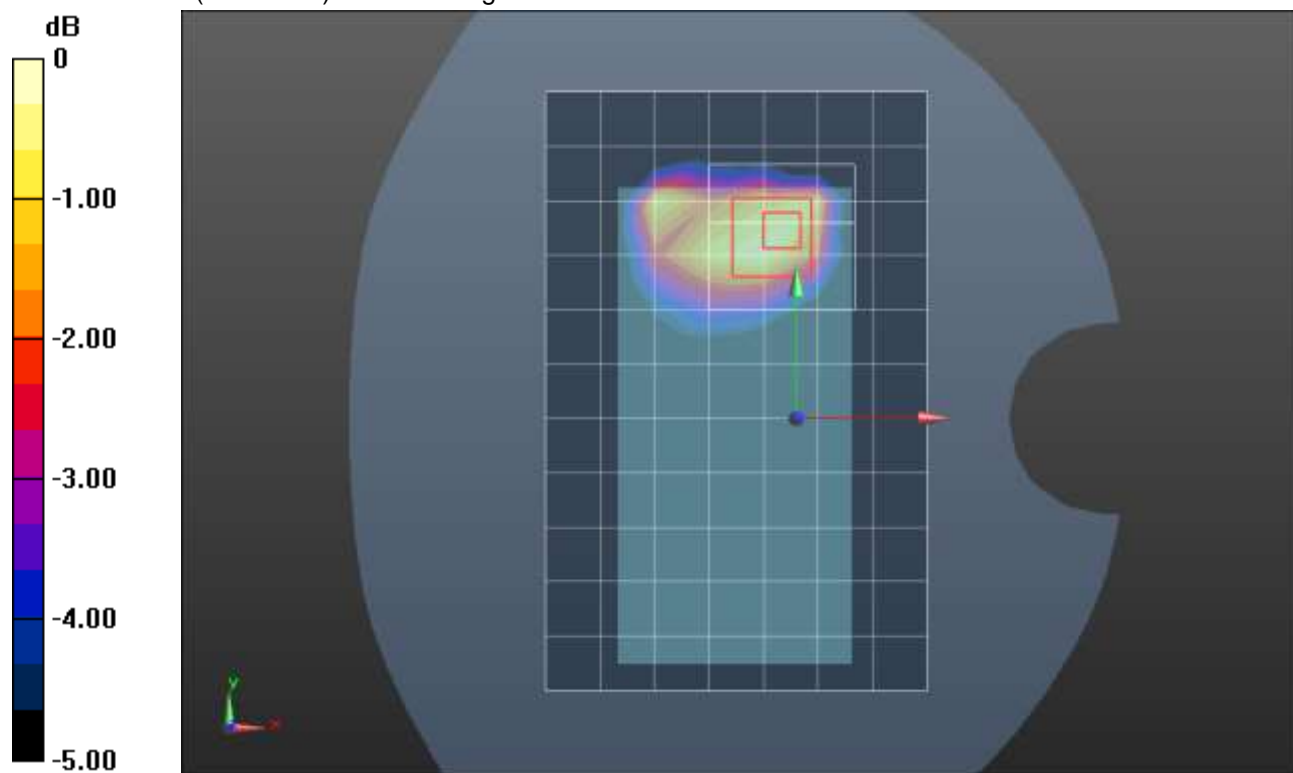
Reference Value = 27.464 V/m; Power Drift = 0.05 dB

Peak SAR (extrapolated) = 0.949 W/kg

**SAR(1 g) = 0.543 W/kg; SAR(10 g) = 0.325 W/kg**

[Info: Interpolated medium parameters used for SAR evaluation.](#)

Maximum value of SAR (measured) = 0.671 W/kg



0 dB = 0.671 W/kg = -1.73 dBW/kg

## LTE Band 7 ANT 1

Frequency: 2535 MHz; Duty Cycle: 1:1; Room Ambient Temperature: 24.0°C; Liquid Temperature: 23.0°C

Medium parameters used:  $f = 2535 \text{ MHz}$ ;  $\sigma = 1.954 \text{ S/m}$ ;  $\epsilon_r = 40.983$ ;  $\rho = 1000 \text{ kg/m}^3$

DASY5 Configuration:

- Area Scan Setting: Find Secondary Maximum Within: 2.0 dB and with a peak SAR value greater than 0.0012W/kg
- Electronics: DAE4 Sn1472; Calibrated: 1/28/2021
- Probe: EX3DV4 - SN7587; ConvF(7.33, 7.33, 7.33) @ 2535 MHz; Calibrated: 4/27/2021
- Sensor-Surface: 1.4mm (Mechanical Surface Detection)
- Phantom: Twin-SAM V5.0 (30deg probe tilt); Type: QD 000 P40 CD; Serial: 1629

**RHS/Touch\_QPSK RB 1,49 Ch 21100/Area Scan (10x15x1):** Measurement grid: dx=12mm, dy=12mm

Maximum value of SAR (measured) = 0.944 W/kg

**RHS/Touch\_QPSK RB 1,49 Ch 21100/Zoom Scan (7x7x7)/Cube 0:** Measurement grid: dx=5mm, dy=5mm, dz=5mm

Reference Value = 21.01 V/m; Power Drift = 0.07 dB

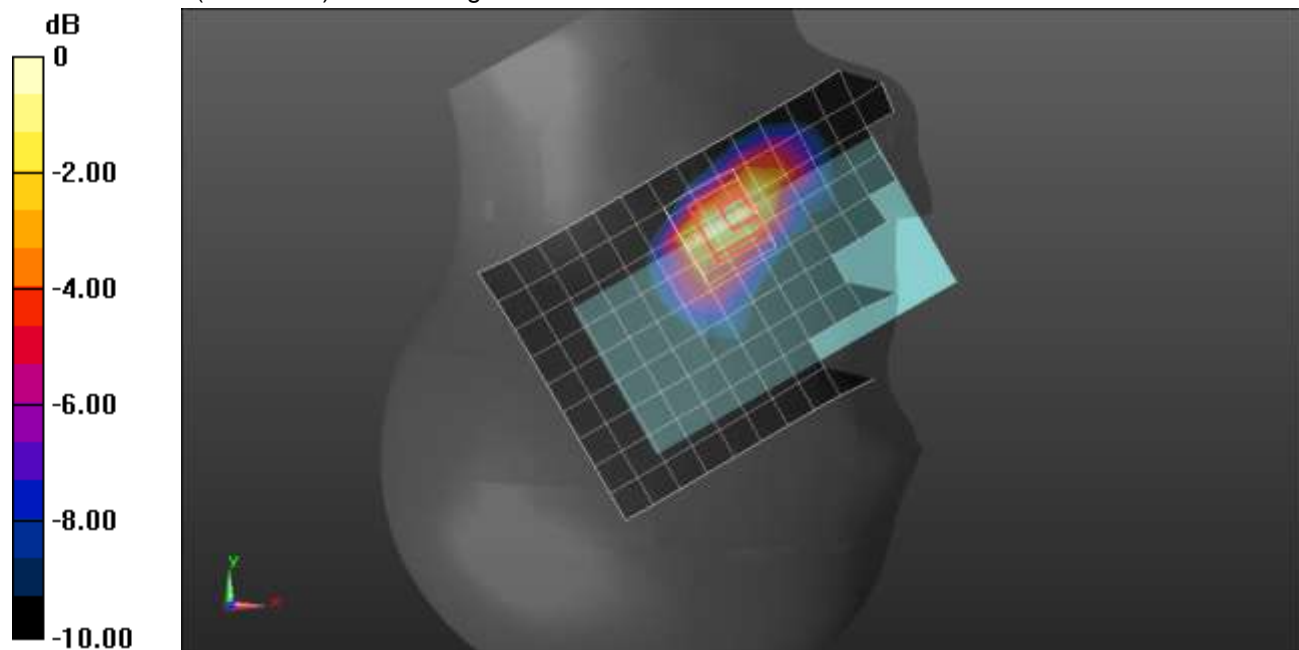
Peak SAR (extrapolated) = 1.22 W/kg

**SAR(1 g) = 0.646 W/kg; SAR(10 g) = 0.334 W/kg**

Smallest distance from peaks to all points 3 dB below = 9.2 mm

Ratio of SAR at M2 to SAR at M1 = 52.5%

Maximum value of SAR (measured) = 1.02 W/kg



0 dB = 1.02 W/kg = 0.09 dBW/kg

## LTE Band 7 ANT 1

Frequency: 2560 MHz; Duty Cycle: 1:1; Room Ambient Temperature: 24.0°C; Liquid Temperature: 23.0°C

Medium parameters used:  $f = 2560$  MHz;  $\sigma = 1.983$  S/m;  $\epsilon_r = 41.02$ ;  $\rho = 1000$  kg/m<sup>3</sup>

DASY5 Configuration:

- Area Scan Setting: Find Secondary Maximum Within: 2.0 dB and with a peak SAR value greater than 0.0012W/kg
- Electronics: DAE4 Sn1472; Calibrated: 1/28/2021
- Probe: EX3DV4 - SN7587; ConvF(7.33, 7.33, 7.33) @ 2560 MHz; Calibrated: 4/27/2021
- Sensor-Surface: 1.4mm (Mechanical Surface Detection)
- Phantom: Twin-SAM V5.0 (30deg probe tilt); Type: QD 000 P40 CD; Serial: 1629

**Rear/QPSK RB 50,24 Ch 21250/Area Scan (10x16x1):** Measurement grid: dx=12mm, dy=12mm

Maximum value of SAR (measured) = 1.00 W/kg

**Rear/QPSK RB 50,24 Ch 21250/Zoom Scan (7x7x7)/Cube 0:** Measurement grid: dx=5mm, dy=5mm, dz=5mm

Reference Value = 20.96 V/m; Power Drift = 0.09 dB

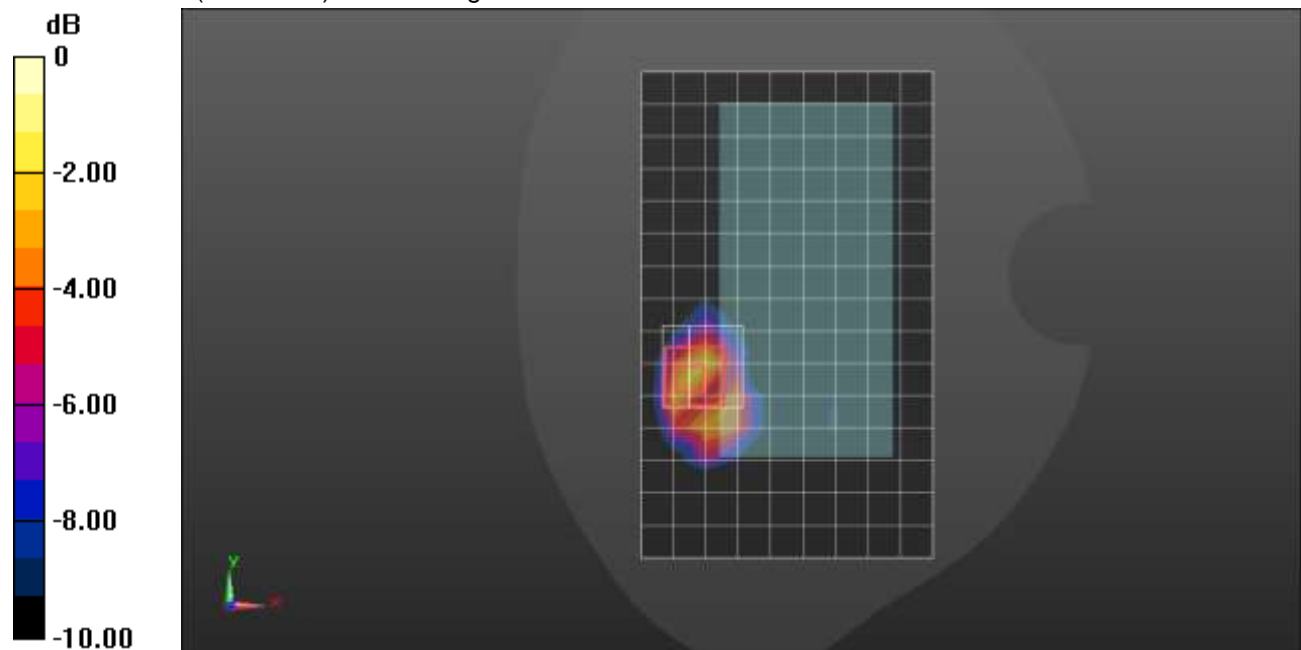
Peak SAR (extrapolated) = 1.73 W/kg

**SAR(1 g) = 0.720 W/kg; SAR(10 g) = 0.300 W/kg**

Smallest distance from peaks to all points 3 dB below = 6.4 mm

Ratio of SAR at M2 to SAR at M1 = 43.6%

Maximum value of SAR (measured) = 1.36 W/kg



0 dB = 1.36 W/kg = 1.34 dBW/kg

## LTE Band 7 ANT 1

Frequency: 2560 MHz; Duty Cycle: 1:1; Room Ambient Temperature: 24.0°C; Liquid Temperature: 23.0°C  
 Medium parameters used:  $f = 2560 \text{ MHz}$ ;  $\sigma = 1.983 \text{ S/m}$ ;  $\epsilon_r = 41.02$ ;  $\rho = 1000 \text{ kg/m}^3$

DASY5 Configuration:

- Area Scan Setting: Find Secondary Maximum Within: 2.0 dB and with a peak SAR value greater than 0.0012W/kg
- Electronics: DAE4 Sn1472; Calibrated: 1/28/2021
- Probe: EX3DV4 - SN7587; ConvF(7.33, 7.33, 7.33) @ 2560 MHz; Calibrated: 4/27/2021
- Sensor-Surface: 1.4mm (Mechanical Surface Detection)
- Phantom: Twin-SAM V5.0 (30deg probe tilt); Type: QD 000 P40 CD; Serial: 1629

**Edge 2/QPSK RB 50,24 Ch 21350/Area Scan (9x16x1):** Measurement grid: dx=12mm, dy=12mm  
 Maximum value of SAR (measured) = 1.33 W/kg

**Edge 2/QPSK RB 50,24 Ch 21350/Zoom Scan (7x7x7)/Cube 0:** Measurement grid: dx=5mm, dy=5mm, dz=5mm

Reference Value = 23.83 V/m; Power Drift = 0.01 dB

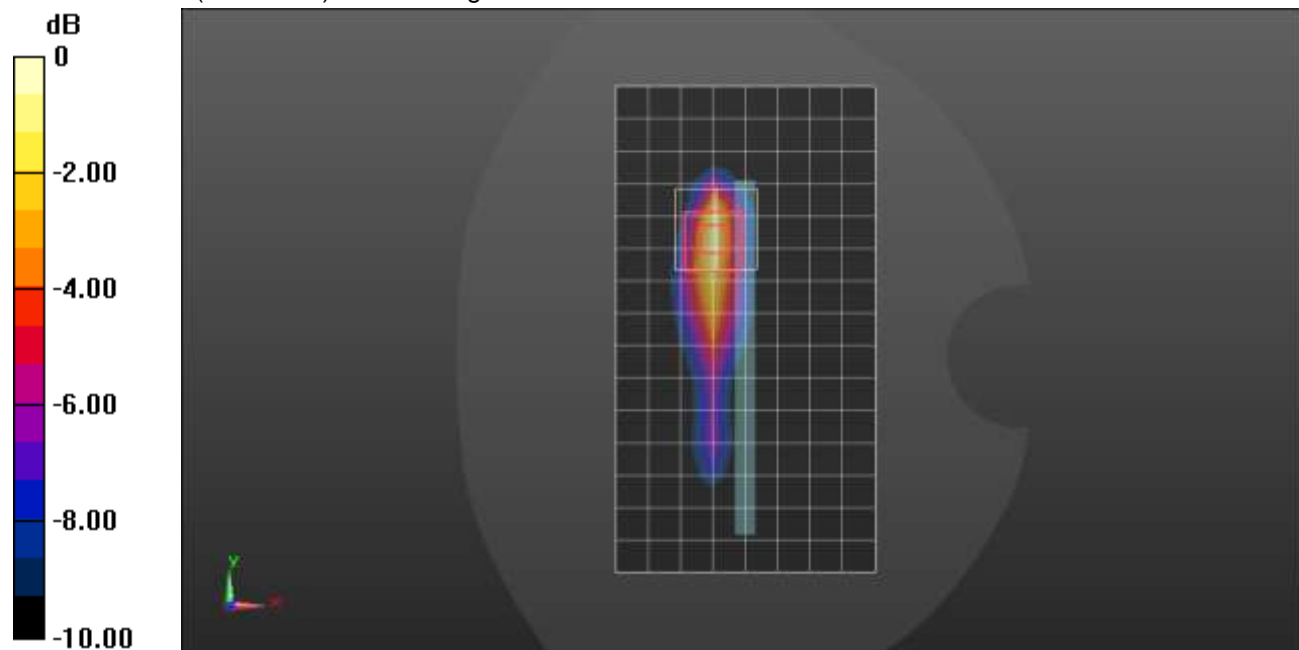
Peak SAR (extrapolated) = 1.79 W/kg

**SAR(1 g) = 0.773 W/kg; SAR(10 g) = 0.319 W/kg**

Smallest distance from peaks to all points 3 dB below = 6.3 mm

Ratio of SAR at M2 to SAR at M1 = 44.1%

Maximum value of SAR (measured) = 1.38 W/kg



0 dB = 1.38 W/kg = 1.40 dBW/kg

## LTE Band 7 ANT 2

Frequency: 2560 MHz; Duty Cycle: 1:1; Room Ambient Temperature: 24.0°C; Liquid Temperature: 23.0°C

Medium parameters used:  $f = 2560$  MHz;  $\sigma = 1.887$  S/m;  $\epsilon_r = 39.021$ ;  $\rho = 1000$  kg/m<sup>3</sup>

DASY5 Configuration:

- Area Scan Setting: Find Secondary Maximum Within: 2.0 dB and with a peak SAR value greater than 0.0012W/kg
- Electronics: DAE4 Sn1239; Calibrated: 7/29/2020
- Probe: EX3DV4 - SN7498; ConvF(7.66, 7.66, 7.66) @ 2560 MHz; Calibrated: 3/18/2021
- Sensor-Surface: 1.4mm (Mechanical Surface Detection)
- Phantom: Twin-SAM V8.0 (20deg probe tilt); Type: QD 000 P41 Ax; Serial: xxxx

**RHS/Touch\_QPSK RB 1,49 Ch 21350/Area Scan (10x15x1):** Measurement grid: dx=12mm, dy=12mm

Maximum value of SAR (measured) = 1.51 W/kg

**RHS/Touch\_QPSK RB 1,49 Ch 21350/Zoom Scan (7x7x7)/Cube 0:** Measurement grid: dx=5mm, dy=5mm, dz=5mm

Reference Value = 25.84 V/m; Power Drift = 0.04 dB

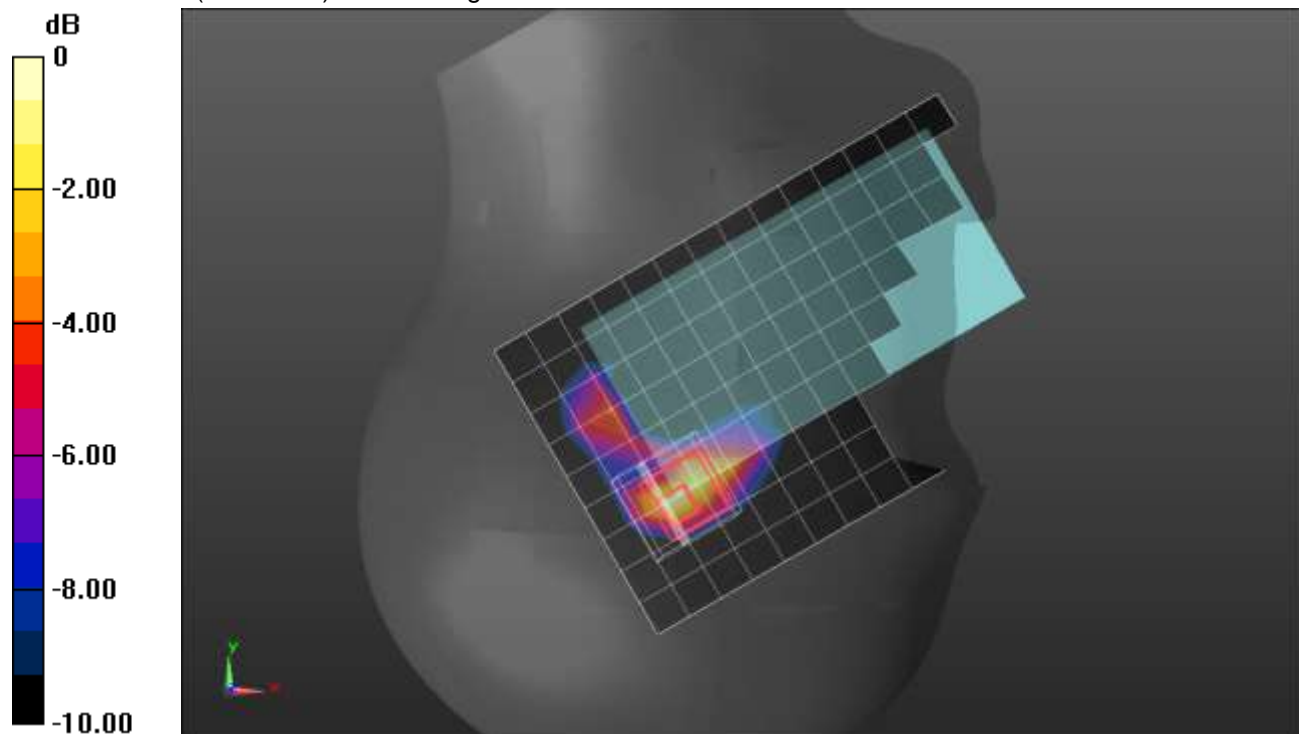
Peak SAR (extrapolated) = 2.01 W/kg

**SAR(1 g) = 0.770 W/kg; SAR(10 g) = 0.316 W/kg**

Smallest distance from peaks to all points 3 dB below = 6 mm

Ratio of SAR at M2 to SAR at M1 = 39.1%

Maximum value of SAR (measured) = 1.43 W/kg



0 dB = 1.43 W/kg = 1.55 dBW/kg

## LTE Band 7 ANT 2

Frequency: 2535 MHz; Duty Cycle: 1:1; Room Ambient Temperature: 24.0°C; Liquid Temperature: 23.0°C

Medium parameters used:  $f = 2535 \text{ MHz}$ ;  $\sigma = 1.862 \text{ S/m}$ ;  $\epsilon_r = 38.974$ ;  $\rho = 1000 \text{ kg/m}^3$

DASY5 Configuration:

- Area Scan Setting: Find Secondary Maximum Within: 2.0 dB and with a peak SAR value greater than 0.0012W/kg
- Electronics: DAE4 Sn1239; Calibrated: 7/29/2020
- Probe: EX3DV4 - SN7498; ConvF(7.66, 7.66, 7.66) @ 2535 MHz; Calibrated: 3/18/2021
- Sensor-Surface: 1.4mm (Mechanical Surface Detection)
- Phantom: Twin-SAM V8.0 (20deg probe tilt); Type: QD 000 P41 Ax; Serial: xxxx

**Rear/QPSK RB 1,49 Ch 21100/Area Scan (10x16x1):** Measurement grid: dx=12mm, dy=12mm

Maximum value of SAR (measured) = 1.12 W/kg

**Rear/QPSK RB 1,49 Ch 21100/Zoom Scan (8x9x7)/Cube 0:** Measurement grid: dx=5mm, dy=5mm,

dz=5mm

Reference Value = 23.23 V/m; Power Drift = 0.03 dB

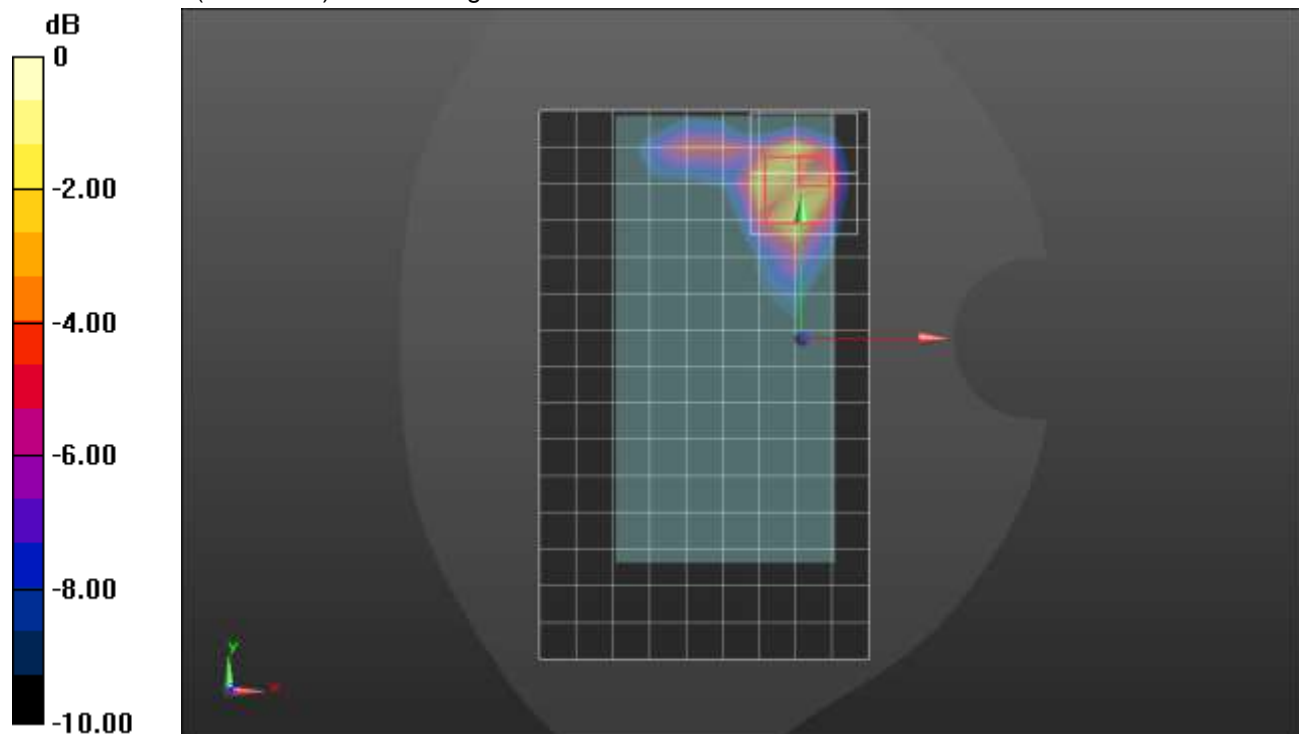
Peak SAR (extrapolated) = 2.03 W/kg

**SAR(1 g) = 0.807 W/kg; SAR(10 g) = 0.371 W/kg**

Smallest distance from peaks to all points 3 dB below = 6.3 mm

Ratio of SAR at M2 to SAR at M1 = 41.2%

Maximum value of SAR (measured) = 1.56 W/kg



0 dB = 1.56 W/kg = 1.93 dBW/kg

### LTE Band 7 ANT 3

Frequency: 2560 MHz; Duty Cycle: 1:1; Room Ambient Temperature: 24.0°C; Liquid Temperature: 23.0°C  
 Medium parameters used:  $f = 2560 \text{ MHz}$ ;  $\sigma = 1.983 \text{ S/m}$ ;  $\epsilon_r = 40.519$ ;  $\rho = 1000 \text{ kg/m}^3$

DASY5 Configuration:

- Area Scan Setting: Find Secondary Maximum Within: 2.0 dB and with a peak SAR value greater than 0.0012W/kg
- Electronics: DAE4 Sn1472; Calibrated: 1/28/2021
- Probe: EX3DV4 - SN7587; ConvF(7.33, 7.33, 7.33) @ 2560 MHz; Calibrated: 4/27/2021
- Sensor-Surface: 1.4mm (Mechanical Surface Detection)
- Phantom: Twin-SAM V5.0 (30deg probe tilt); Type: QD 000 P40 CD; Serial: 1629

**LHS/Touch\_QPSK RB 1,49 Ch 21350/Area Scan (9x15x1):** Measurement grid: dx=12mm, dy=12mm  
 Maximum value of SAR (measured) = 0.926 W/kg

**LHS/Touch\_QPSK RB 1,49 Ch 21350/Zoom Scan (7x7x7)/Cube 0:** Measurement grid: dx=5mm, dy=5mm, dz=5mm

Reference Value = 22.21 V/m; Power Drift = 0.09 dB

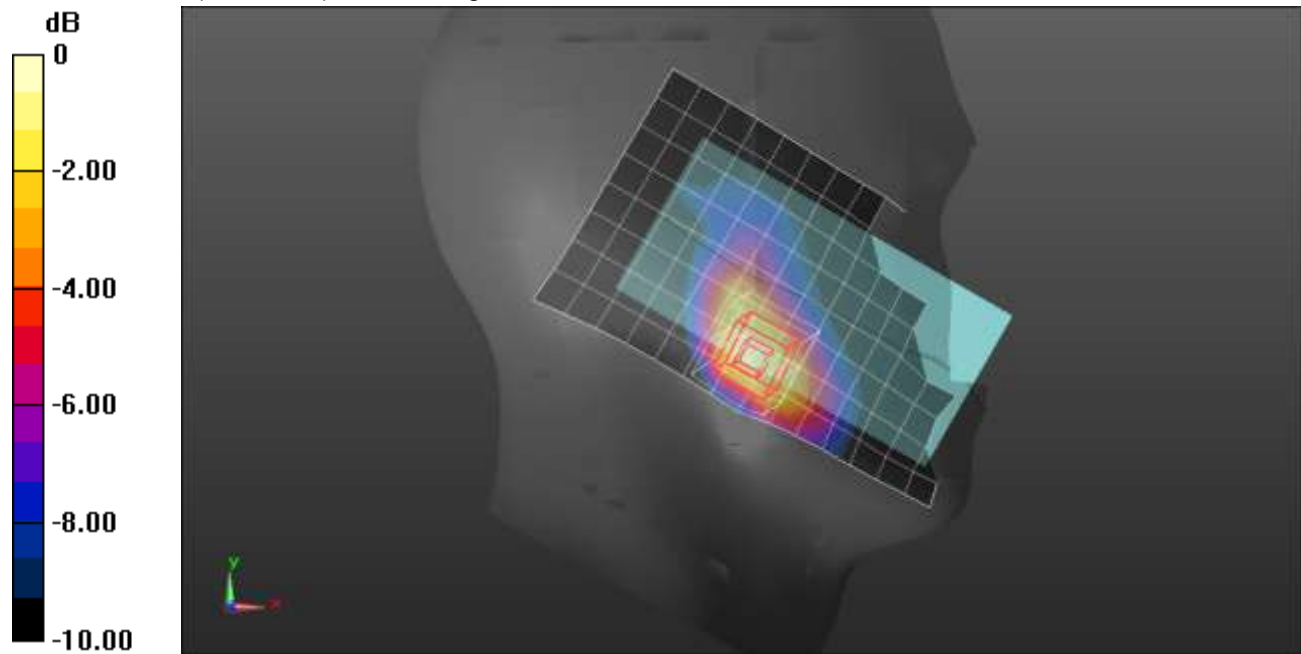
Peak SAR (extrapolated) = 1.30 W/kg

**SAR(1 g) = 0.778 W/kg; SAR(10 g) = 0.410 W/kg**

Smallest distance from peaks to all points 3 dB below = 10.4 mm

Ratio of SAR at M2 to SAR at M1 = 58.6%

Maximum value of SAR (measured) = 1.13 W/kg



0 dB = 1.13 W/kg = 0.53 dBW/kg



### LTE Band 7 ANT 3

Frequency: 2535 MHz; Duty Cycle: 1:1; Room Ambient Temperature: 24.0°C; Liquid Temperature: 23.0°C  
 Medium parameters used:  $f = 2535 \text{ MHz}$ ;  $\sigma = 1.957 \text{ S/m}$ ;  $\epsilon_r = 40.496$ ;  $\rho = 1000 \text{ kg/m}^3$

DASY5 Configuration:

- Area Scan Setting: Find Secondary Maximum Within: 2.0 dB and with a peak SAR value greater than 0.0012W/kg
- Electronics: DAE4 Sn1472; Calibrated: 1/28/2021
- Probe: EX3DV4 - SN7587; ConvF(7.33, 7.33, 7.33) @ 2535 MHz; Calibrated: 4/27/2021
- Sensor-Surface: 1.4mm (Mechanical Surface Detection)
- Phantom: Twin-SAM V5.0 (30deg probe tilt); Type: QD 000 P40 CD; Serial: 1629

**Rear/QPSK RB 50,24 Ch 21100/Area Scan (10x16x1):** Measurement grid: dx=12mm, dy=12mm  
 Maximum value of SAR (measured) = 0.732 W/kg

**Rear/QPSK RB 50,24 Ch 21100/Zoom Scan (7x7x7)/Cube 0:** Measurement grid: dx=5mm, dy=5mm, dz=5mm

Reference Value = 18.31 V/m; Power Drift = 0.00 dB

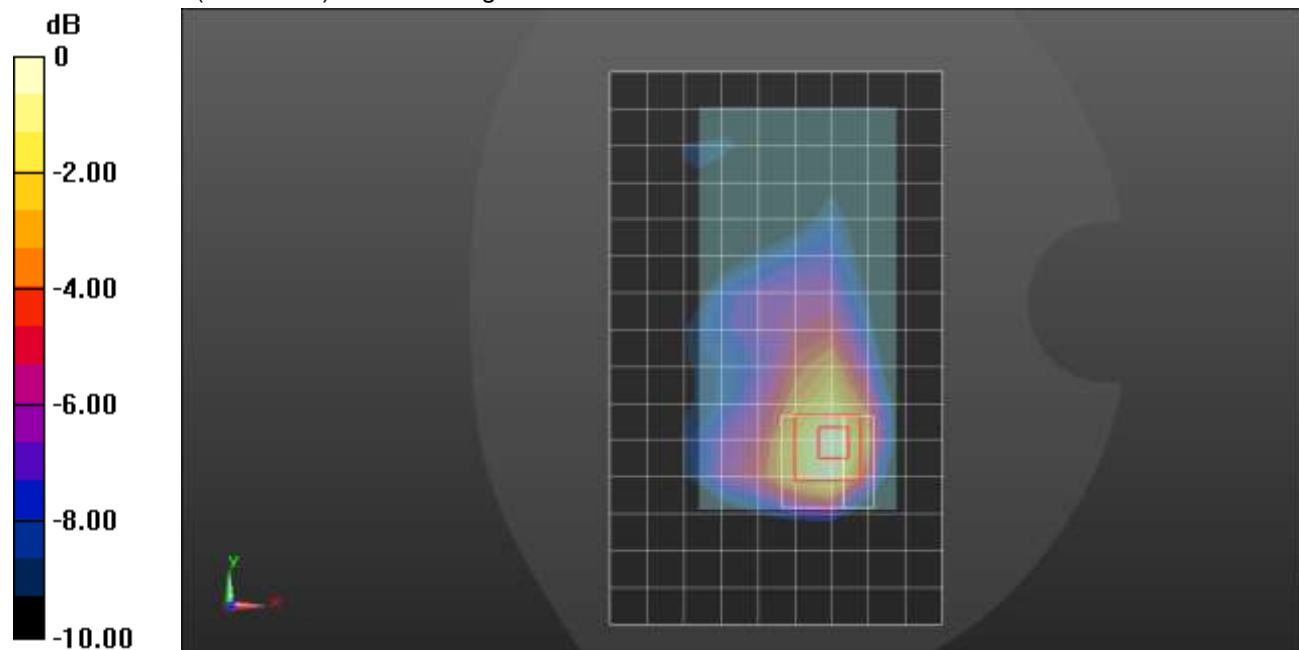
Peak SAR (extrapolated) = 0.935 W/kg

**SAR(1 g) = 0.471 W/kg; SAR(10 g) = 0.236 W/kg**

Smallest distance from peaks to all points 3 dB below = 10 mm

Ratio of SAR at M2 to SAR at M1 = 50.9%

Maximum value of SAR (measured) = 0.734 W/kg



0 dB = 0.734 W/kg = -1.34 dBW/kg

### LTE Band 7 ANT 3

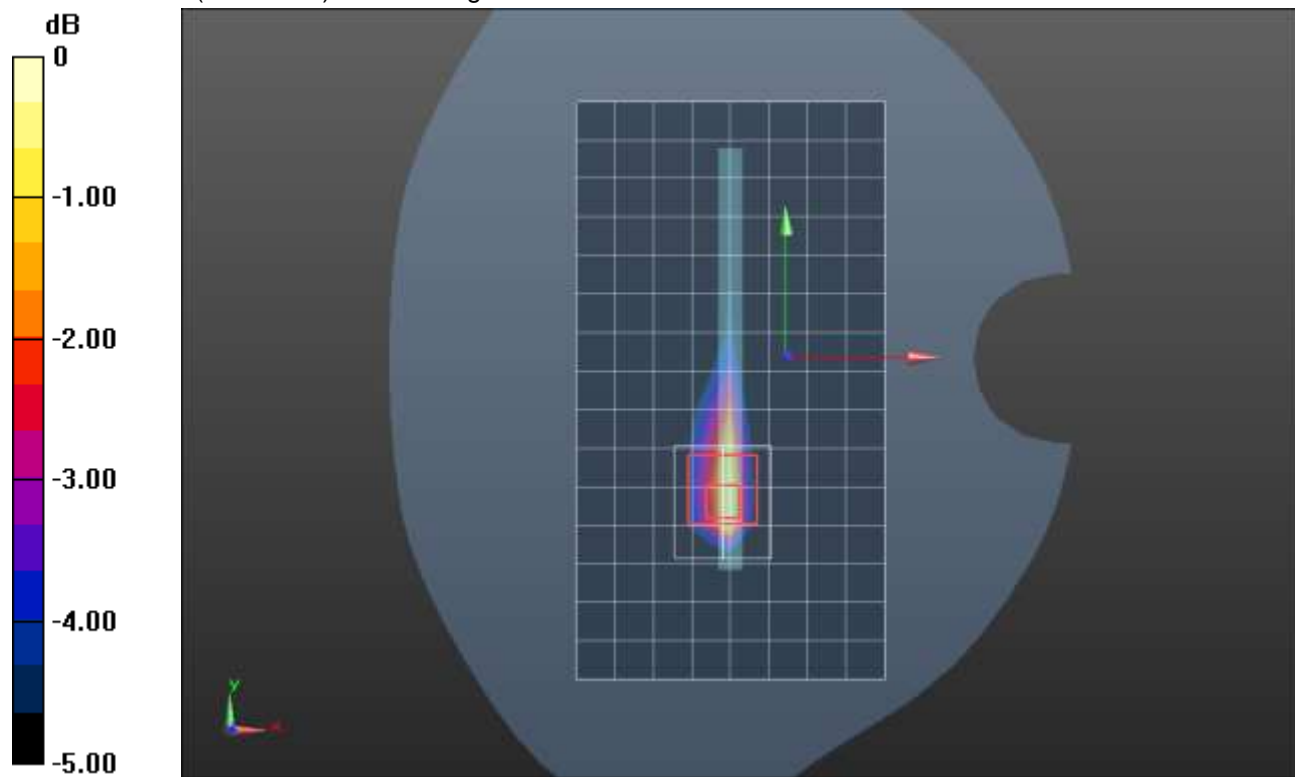
Frequency: 2560 MHz; Duty Cycle: 1:1; Room Ambient Temperature: 24.0°C; Liquid Temperature: 23.0°C  
 Medium parameters used:  $f = 2560 \text{ MHz}$ ;  $\sigma = 1.918 \text{ S/m}$ ;  $\epsilon_r = 38.025$ ;  $\rho = 1000 \text{ kg/m}^3$

DASY5 Configuration:

- Area Scan Setting: Find Secondary Maximum Within: 2.0 dB and with a peak SAR value greater than 0.0012W/kg
- Electronics: DAE4 Sn1352; Calibrated: 11/17/2020
- Probe: EX3DV4 - SN7569; ConvF(7.49, 7.49, 7.49) @ 2560 MHz; Calibrated: 4/26/2021
- Sensor-Surface: 1.4mm (Mechanical Surface Detection)
- Phantom: SAM with CRP (Wi-Fi 5 GHz); Type: QD000P40CD; Serial: TP:xxxx

**Edge 4/QPSK RB 1,49 Ch 21350/Area Scan (9x16x1):** Measurement grid:  $dx=12\text{mm}$ ,  $dy=12\text{mm}$   
 Maximum value of SAR (measured) = 1.13 W/kg

**Edge 4/QPSK RB 1,49 Ch 21350/Zoom Scan (7x8x7)/Cube 0:** Measurement grid:  $dx=5\text{mm}$ ,  $dy=5\text{mm}$ ,  $dz=5\text{mm}$   
 Reference Value = 21.79 V/m; Power Drift = 0.11 dB  
 Peak SAR (extrapolated) = 1.61 W/kg  
**SAR(1 g) = 0.719 W/kg; SAR(10 g) = 0.333 W/kg**  
 Smallest distance from peaks to all points 3 dB below = 8.9 mm  
 Ratio of SAR at M2 to SAR at M1 = 44.6%  
 Maximum value of SAR (measured) = 1.25 W/kg



0 dB = 1.25 W/kg = 0.97 dBW/kg

### LTE Band 7 ANT 4

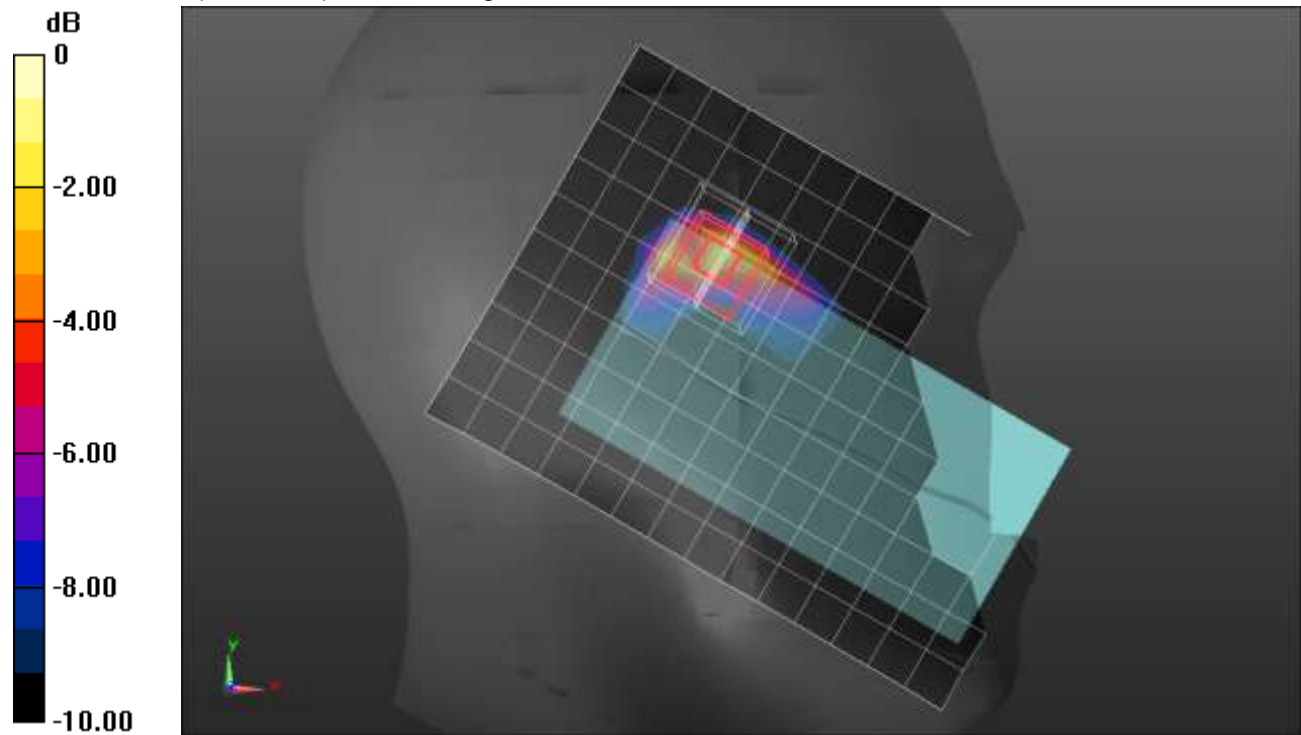
Frequency: 2535 MHz; Duty Cycle: 1:1; Room Ambient Temperature: 24.0°C; Liquid Temperature: 23.0°C  
 Medium parameters used:  $f = 2535 \text{ MHz}$ ;  $\sigma = 1.872 \text{ S/m}$ ;  $\epsilon_r = 38.784$ ;  $\rho = 1000 \text{ kg/m}^3$

DASY5 Configuration:

- Area Scan Setting: Find Secondary Maximum Within: 2.0 dB and with a peak SAR value greater than 0.0012W/kg
- Electronics: DAE4 Sn1239; Calibrated: 7/29/2020
- Probe: EX3DV4 - SN7498; ConvF(7.66, 7.66, 7.66) @ 2535 MHz; Calibrated: 3/18/2021
- Sensor-Surface: 1.4mm (Mechanical Surface Detection)
- Phantom: Twin-SAM V8.0 (20deg probe tilt); Type: QD 000 P41 Ax; Serial: xxxx

**LHS/Touch\_QPSK RB 50,24 Ch 21100/Area Scan (11x16x1):** Measurement grid: dx=12mm, dy=12mm  
 Maximum value of SAR (measured) = 0.594 W/kg

**LHS/Touch\_QPSK RB 50,24 Ch 21100/Zoom Scan (7x7x7)/Cube 0:** Measurement grid: dx=5mm, dy=5mm, dz=5mm  
 Reference Value = 14.31 V/m; Power Drift = -0.09 dB  
 Peak SAR (extrapolated) = 1.21 W/kg  
**SAR(1 g) = 0.471 W/kg; SAR(10 g) = 0.196 W/kg**  
 Smallest distance from peaks to all points 3 dB below = 6.1 mm  
 Ratio of SAR at M2 to SAR at M1 = 39.9%  
 Maximum value of SAR (measured) = 0.886 W/kg



0 dB = 0.886 W/kg = -0.53 dBW/kg

### LTE Band 7 ANT 4

Frequency: 2535 MHz; Duty Cycle: 1:1; Room Ambient Temperature: 24.0°C; Liquid Temperature: 23.0°C  
 Medium parameters used:  $f = 2535 \text{ MHz}$ ;  $\sigma = 1.862 \text{ S/m}$ ;  $\epsilon_r = 38.974$ ;  $\rho = 1000 \text{ kg/m}^3$

DASY5 Configuration:

- Area Scan Setting: Find Secondary Maximum Within: 2.0 dB and with a peak SAR value greater than 0.0012W/kg
- Electronics: DAE4 Sn1239; Calibrated: 7/29/2020
- Probe: EX3DV4 - SN7498; ConvF(7.66, 7.66, 7.66) @ 2535 MHz; Calibrated: 3/18/2021
- Sensor-Surface: 1.4mm (Mechanical Surface Detection)
- Phantom: Twin-SAM V8.0 (20deg probe tilt); Type: QD 000 P41 Ax; Serial: xxxx

**Rear/QPSK RB 50,24 Ch 21100/Area Scan (10x16x1):** Measurement grid: dx=12mm, dy=12mm  
 Maximum value of SAR (measured) = 0.738 W/kg

**Rear/QPSK RB 50,24 Ch 21100/Zoom Scan (7x7x7)/Cube 0:** Measurement grid: dx=5mm, dy=5mm, dz=5mm

Reference Value = 18.50 V/m; Power Drift = -0.19 dB

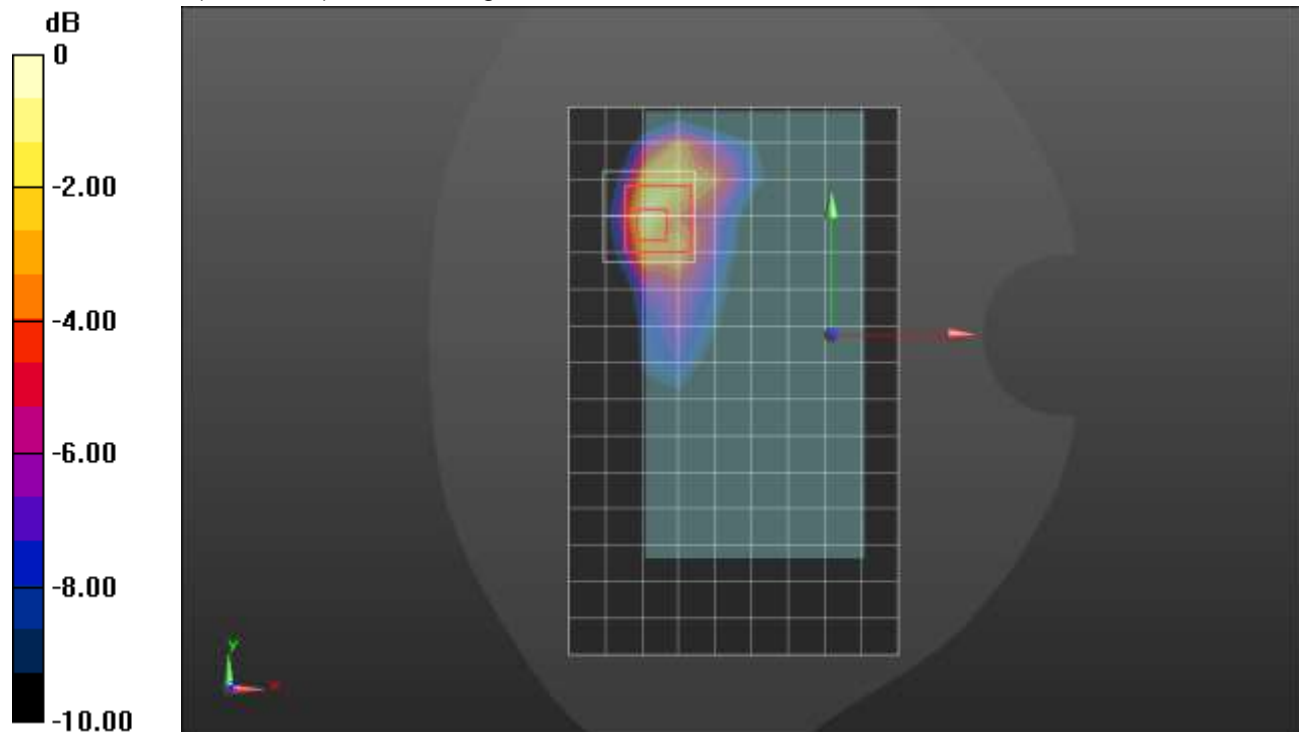
Peak SAR (extrapolated) = 1.04 W/kg

**SAR(1 g) = 0.462 W/kg; SAR(10 g) = 0.209 W/kg**

Smallest distance from peaks to all points 3 dB below = 7.6 mm

Ratio of SAR at M2 to SAR at M1 = 46.8%

Maximum value of SAR (measured) = 0.817 W/kg



0 dB = 0.817 W/kg = -0.88 dBW/kg

### LTE Band 7 ANT 4

Frequency: 2560 MHz; Duty Cycle: 1:1; Room Ambient Temperature: 24.0°C; Liquid Temperature: 23.0°C  
 Medium parameters used:  $f = 2560 \text{ MHz}$ ;  $\sigma = 1.887 \text{ S/m}$ ;  $\epsilon_r = 39.021$ ;  $\rho = 1000 \text{ kg/m}^3$

DASY5 Configuration:

- Area Scan Setting: Find Secondary Maximum Within: 2.0 dB and with a peak SAR value greater than 0.0012W/kg
- Electronics: DAE4 Sn1239; Calibrated: 7/29/2020
- Probe: EX3DV4 - SN7498; ConvF(7.66, 7.66, 7.66) @ 2560 MHz; Calibrated: 3/18/2021
- Sensor-Surface: 1.4mm (Mechanical Surface Detection (Locations From Previous Scan Used)), Sensor-Surface: 1.4mm (Mechanical Surface Detection)
- Phantom: Twin-SAM V8.0 (20deg probe tilt); Type: QD 000 P41 Ax; Serial: xxxx

**Edge 2/QPSK RB 50,24 Ch 21350/Area Scan (9x16x1):** Measurement grid:  $dx=12\text{mm}$ ,  $dy=12\text{mm}$   
 Maximum value of SAR (measured) = 0.796 W/kg

**Edge 2/QPSK RB 50,24 Ch 21350/Zoom Scan (7x7x7)/Cube 0:** Measurement grid:  $dx=5\text{mm}$ ,  $dy=5\text{mm}$ ,  $dz=5\text{mm}$

Reference Value = 20.02 V/m; Power Drift = -0.02 dB

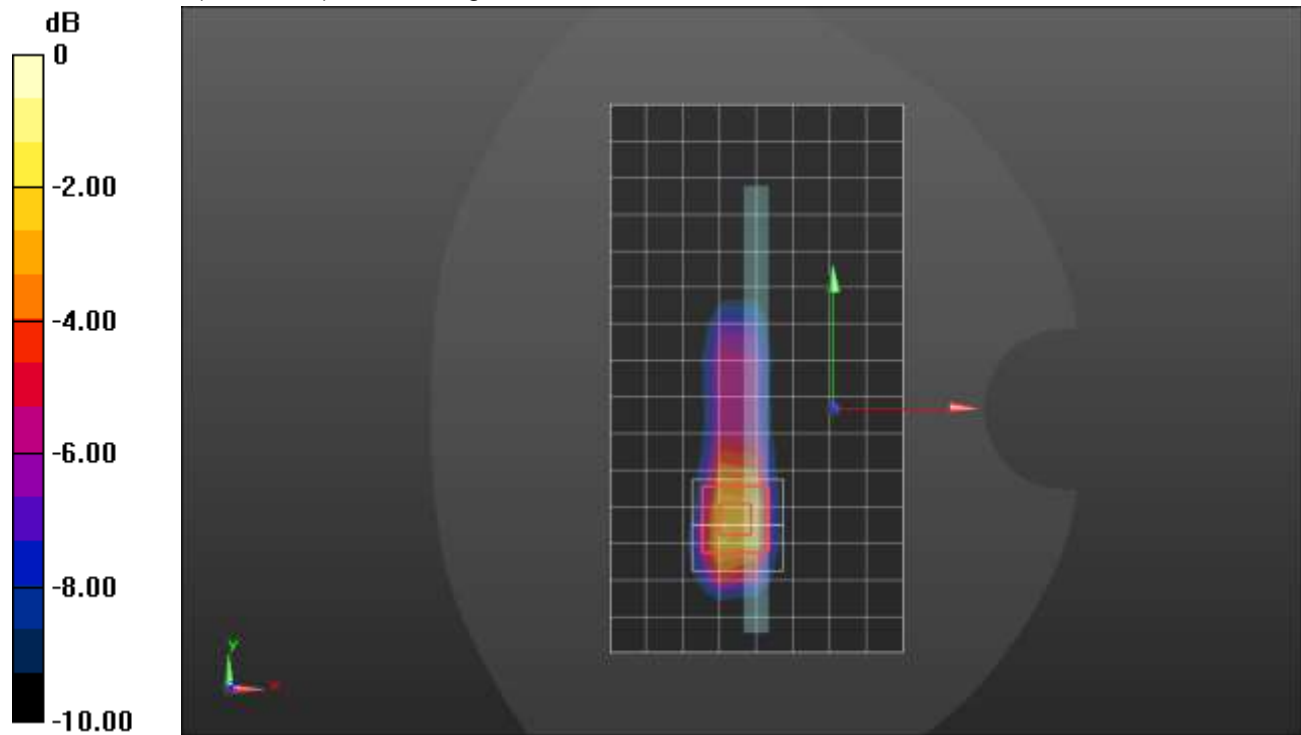
Peak SAR (extrapolated) = 1.57 W/kg

**SAR(1 g) = 0.712 W/kg; SAR(10 g) = 0.306 W/kg**

Smallest distance from peaks to all points 3 dB below = 7 mm

Ratio of SAR at M2 to SAR at M1 = 47.2%

Maximum value of SAR (measured) = 1.22 W/kg



0 dB = 1.22 W/kg = 0.86 dBW/kg

### LTE Band 12 ANT 1

Frequency: 707.5 MHz; Duty Cycle: 1:1; Room Ambient Temperature: 24.0°C; Liquid Temperature: 23.0°C  
 Medium parameters used (interpolated):  $f = 707.5$  MHz;  $\sigma = 0.886$  S/m;  $\epsilon_r = 41.814$ ;  $\rho = 1000$  kg/m<sup>3</sup>

DASY5 Configuration:

- Area Scan Setting: Find Secondary Maximum Within: 2.0 dB and with a peak SAR value greater than 0.0012W/kg
- Electronics: DAE4 Sn1434; Calibrated: 10/12/2020
- Probe: EX3DV4 - SN3686; ConvF(9.83, 9.83, 9.83); Calibrated: 9/21/2020;
- Sensor-Surface: 1.4mm (Mechanical Surface Detection), Sensor-Surface: 2.5mm (Mechanical Surface Detection)
- Phantom: SAM B with CRP; Type: SAM; Serial: 1751

### RHS/Touch\_QPSK\_RB 1,25\_ch. 23095/Area Scan (8x12x1): Measurement grid: dx=15mm, dy=15mm

[Info: Interpolated medium parameters used for SAR evaluation.](#)

Maximum value of SAR (measured) = 0.229 W/kg

### RHS/Touch\_QPSK\_RB 1,25\_ch. 23095/Zoom Scan (7x6x7)/Cube 0: Measurement grid: dx=8mm, dy=8mm, dz=5mm

Reference Value = 15.399 V/m; Power Drift = -0.04 dB

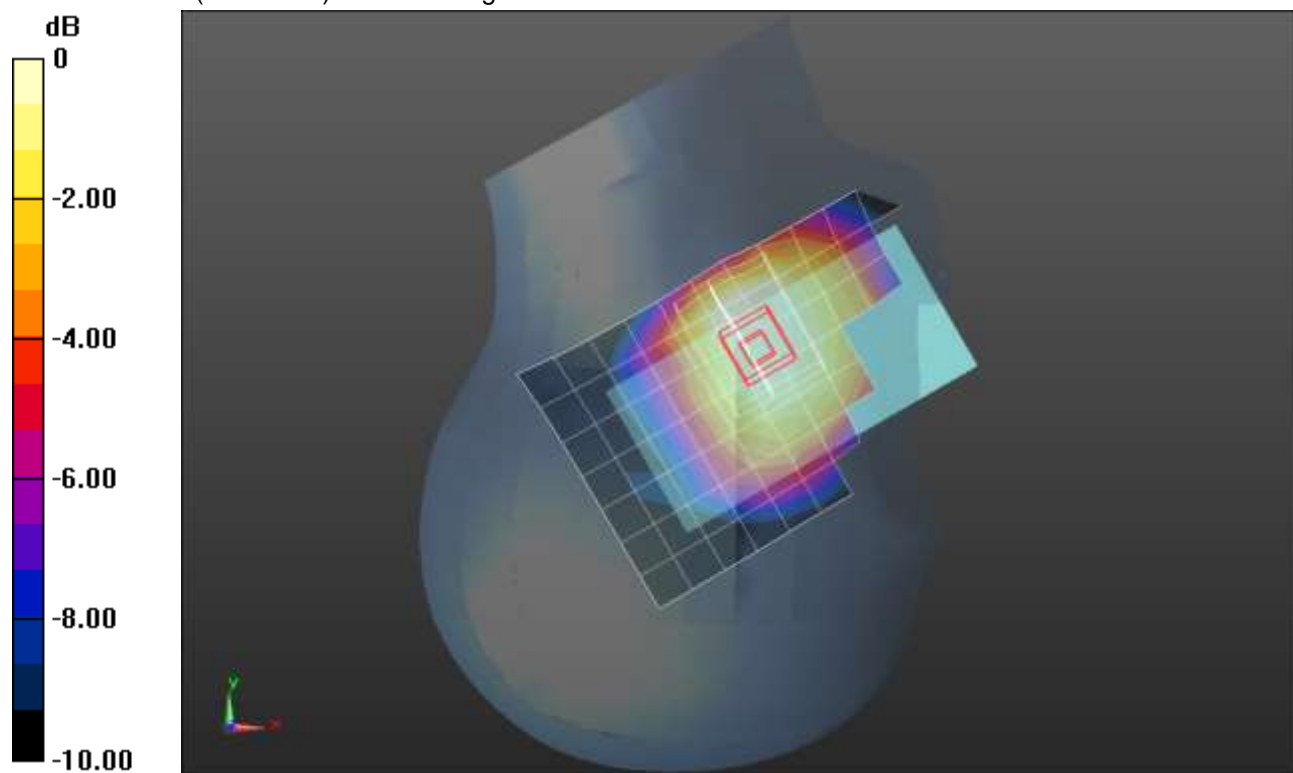
Peak SAR (extrapolated) = 0.242 W/kg

Peak SAR (extrapolated) = 0.242 W/kg

**SAR(1 g) = 0.185 W/kg; SAR(10 g) = 0.143 W/kg**

[Info: Interpolated medium parameters used for SAR evaluation.](#)

Maximum value of SAR (measured) = 0.207 W/kg



0 dB = 0.207 W/kg = -6.84 dBW/kg

### LTE Band 12 ANT 1

Frequency: 707.5 MHz; Duty Cycle: 1:1; Room Ambient Temperature: 24.0°C; Liquid Temperature: 23.0°C  
 Medium parameters used (interpolated):  $f = 707.5$  MHz;  $\sigma = 0.886$  S/m;  $\epsilon_r = 41.814$ ;  $\rho = 1000$  kg/m<sup>3</sup>

DASY5 Configuration:

- Area Scan Setting: Find Secondary Maximum Within: 2.0 dB and with a peak SAR value greater than 0.0012W/kg
- Electronics: DAE4 Sn1434; Calibrated: 10/12/2020
- Probe: EX3DV4 - SN3686; ConvF(9.83, 9.83, 9.83); Calibrated: 9/21/2020;
- Sensor-Surface: 2.5mm (Mechanical Surface Detection)
- Phantom: SAM B with CRP; Type: SAM; Serial: 1751

**Rear/QPSK\_RB 1,25\_ch. 23095/Area Scan (8x12x1):** Measurement grid: dx=15mm, dy=15mm

[Info: Interpolated medium parameters used for SAR evaluation.](#)

Maximum value of SAR (measured) = 0.619 W/kg

**Rear/QPSK\_RB 1,25\_ch. 23095/Zoom Scan (6x6x7)/Cube 0:** Measurement grid: dx=8mm, dy=8mm, dz=5mm

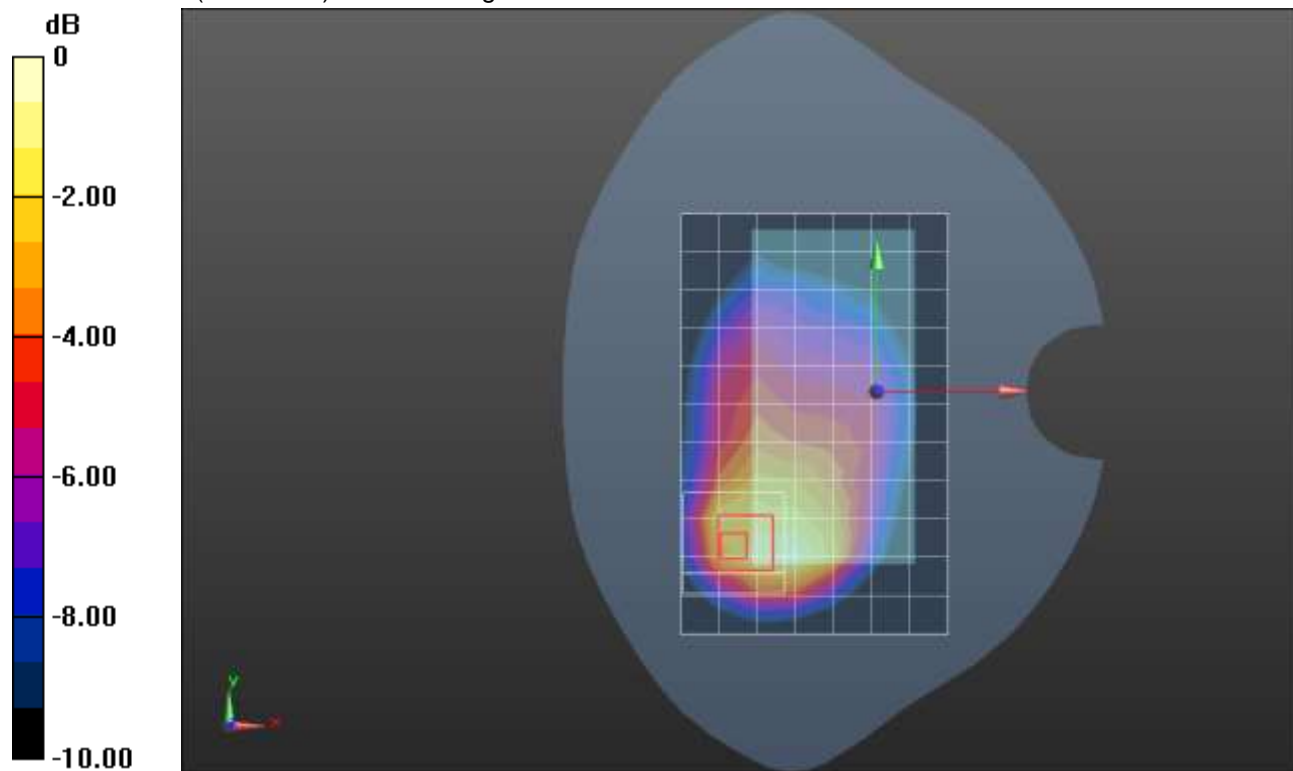
Reference Value = 26.979 V/m; Power Drift = 0.17 dB

Peak SAR (extrapolated) = 1.05 W/kg

**SAR(1 g) = 0.496 W/kg; SAR(10 g) = 0.278 W/kg**

[Info: Interpolated medium parameters used for SAR evaluation.](#)

Maximum value of SAR (measured) = 0.672 W/kg



0 dB = 0.672 W/kg = -1.73 dBW/kg

### LTE Band 12 ANT 1

Frequency: 707.5 MHz; Duty Cycle: 1:1; Room Ambient Temperature: 24.0°C; Liquid Temperature: 23.0°C  
 Medium parameters used (interpolated):  $f = 707.5$  MHz;  $\sigma = 0.886$  S/m;  $\epsilon_r = 41.814$ ;  $\rho = 1000$  kg/m<sup>3</sup>

DASY5 Configuration:

- Area Scan Setting: Find Secondary Maximum Within: 2.0 dB and with a peak SAR value greater than 0.0012W/kg
- Electronics: DAE4 Sn1434; Calibrated: 10/12/2020
- Probe: EX3DV4 - SN3686; ConvF(9.83, 9.83, 9.83); Calibrated: 9/21/2020;
- Sensor-Surface: 2.5mm (Mechanical Surface Detection)
- Phantom: SAM B with CRP; Type: SAM; Serial: 1751

**Edge 2/QPSK\_RB 1,25\_ch. 23095/Area Scan (6x14x1):** Measurement grid: dx=15mm, dy=15mm

[Info: Interpolated medium parameters used for SAR evaluation.](#)

Maximum value of SAR (measured) = 0.550 W/kg

**Edge 2/QPSK\_RB 1,25\_ch. 23095/Zoom Scan (5x9x7)/Cube 0:** Measurement grid: dx=8mm, dy=8mm, dz=5mm

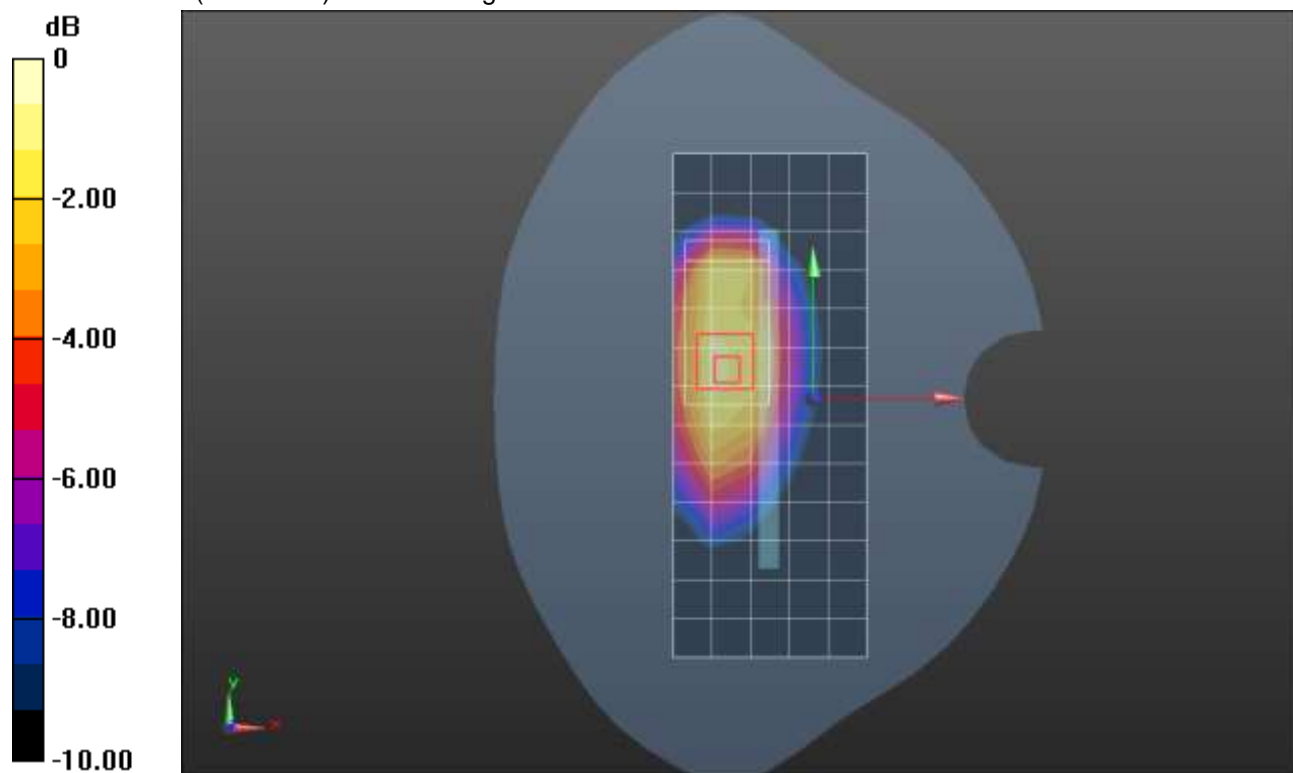
Reference Value = 20.967 V/m; Power Drift = -0.05 dB

Peak SAR (extrapolated) = 1.01 W/kg

**SAR(1 g) = 0.502 W/kg; SAR(10 g) = 0.332 W/kg**

[Info: Interpolated medium parameters used for SAR evaluation.](#)

Maximum value of SAR (measured) = 0.701 W/kg



0 dB = 0.701 W/kg = -1.54 dBW/kg



## LTE Band 12 ANT 2

Frequency: 707.5 MHz; Duty Cycle: 1:1; Room Ambient Temperature: 24.0°C; Liquid Temperature: 23.0°C  
 Medium parameters used (interpolated):  $f = 707.5$  MHz;  $\sigma = 0.922$  S/m;  $\epsilon_r = 41.63$ ;  $\rho = 1000$  kg/m<sup>3</sup>

DASY5 Configuration:

- Area Scan Setting: Find Secondary Maximum Within: 2.0 dB and with a peak SAR value greater than 0.0012W/kg
- Electronics: DAE4 Sn1261; Calibrated: 2/24/2021
- Probe: EX3DV4 - SN7581; ConvF(10.77, 10.77, 10.77) @ 707.5 MHz; Calibrated: 3/1/2021
- Sensor-Surface: 1.4mm (Mechanical Surface Detection), Sensor-Surface: 2.5mm (Mechanical Surface Detection)
- Phantom: Twin-SAM V8.0 (30deg probe tilt); Type: QD 000 P41 Ax; Serial: xxxx

**RHS/Tilt\_QPSK\_RB 1,25\_ch. 23095/Area Scan (8x12x1):** Measurement grid: dx=15mm, dy=15mm

[Info: Interpolated medium parameters used for SAR evaluation.](#)

Maximum value of SAR (measured) = 1.39 W/kg

**RHS/Tilt\_QPSK\_RB 1,25\_ch. 23095/Zoom Scan (5x5x7)/Cube 0:** Measurement grid: dx=8mm, dy=8mm, dz=5mm

Reference Value = 32.01 V/m; Power Drift = 0.17 dB

Peak SAR (extrapolated) = 2.12 W/kg

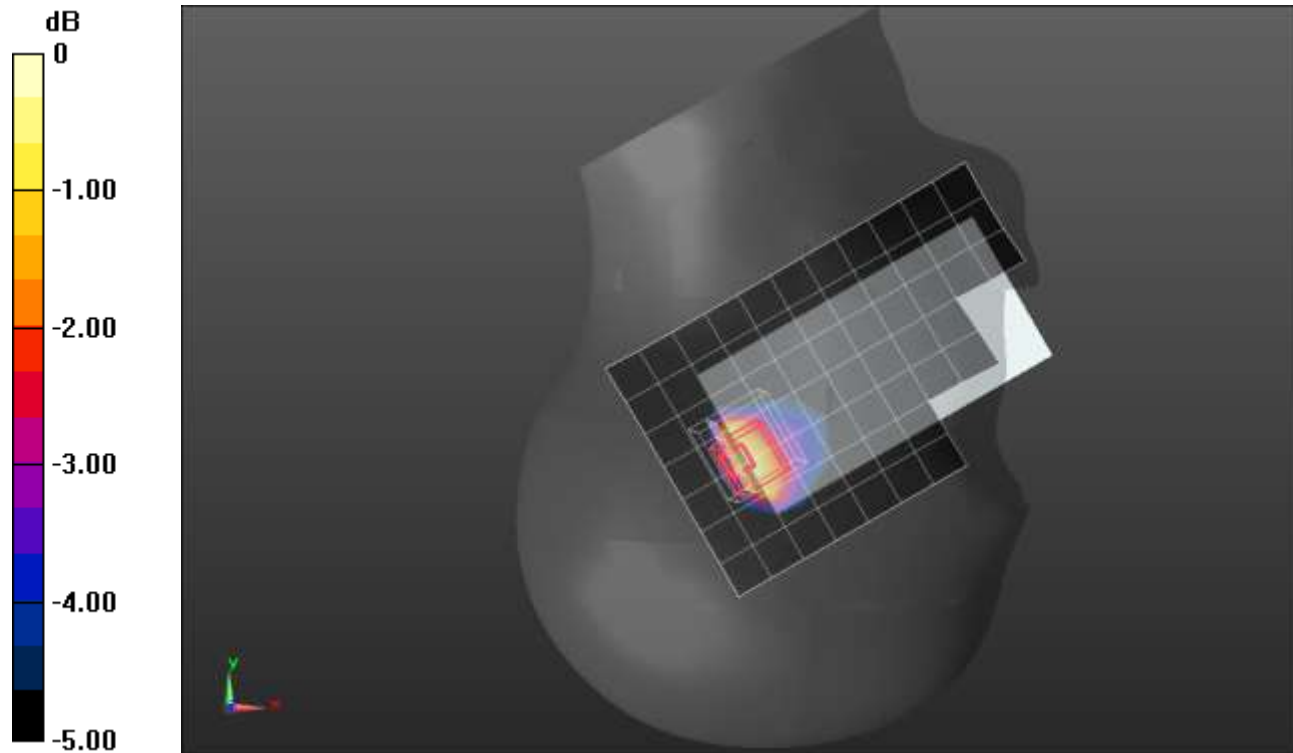
**SAR(1 g) = 0.877 W/kg; SAR(10 g) = 0.468 W/kg**

Smallest distance from peaks to all points 3 dB below = 8 mm

Ratio of SAR at M2 to SAR at M1 = 38.4%

[Info: Interpolated medium parameters used for SAR evaluation.](#)

Maximum value of SAR (measured) = 1.29 W/kg



0 dB = 1.29 W/kg = 1.11 dBW/kg

## LTE Band 12 ANT 2

Frequency: 707.5 MHz; Duty Cycle: 1:1; Room Ambient Temperature: 24.0°C; Liquid Temperature: 23.0°C  
 Medium parameters used (interpolated):  $f = 707.5$  MHz;  $\sigma = 0.922$  S/m;  $\epsilon_r = 41.63$ ;  $\rho = 1000$  kg/m<sup>3</sup>

DASY5 Configuration:

- Area Scan Setting: Find Secondary Maximum Within: 2.0 dB and with a peak SAR value greater than 0.0012W/kg
- Electronics: DAE4 Sn1261; Calibrated: 2/24/2021
- Probe: EX3DV4 - SN7581; ConvF(10.77, 10.77, 10.77) @ 707.5 MHz; Calibrated: 3/1/2021
- Sensor-Surface: 2.5mm (Mechanical Surface Detection)
- Phantom: Twin-SAM V8.0 (30deg probe tilt); Type: QD 000 P41 Ax; Serial: xxxx

**Rear/QPSK\_RB 1,25\_ch. 23095/Area Scan (8x12x1):** Measurement grid: dx=15mm, dy=15mm

[Info: Interpolated medium parameters used for SAR evaluation.](#)

Maximum value of SAR (measured) = 0.814 W/kg

**Rear/QPSK\_RB 1,25\_ch. 23095/Zoom Scan (7x7x7)/Cube 0:** Measurement grid: dx=8mm, dy=8mm, dz=5mm

Reference Value = 29.59 V/m; Power Drift = 0.04 dB

Peak SAR (extrapolated) = 1.24 W/kg

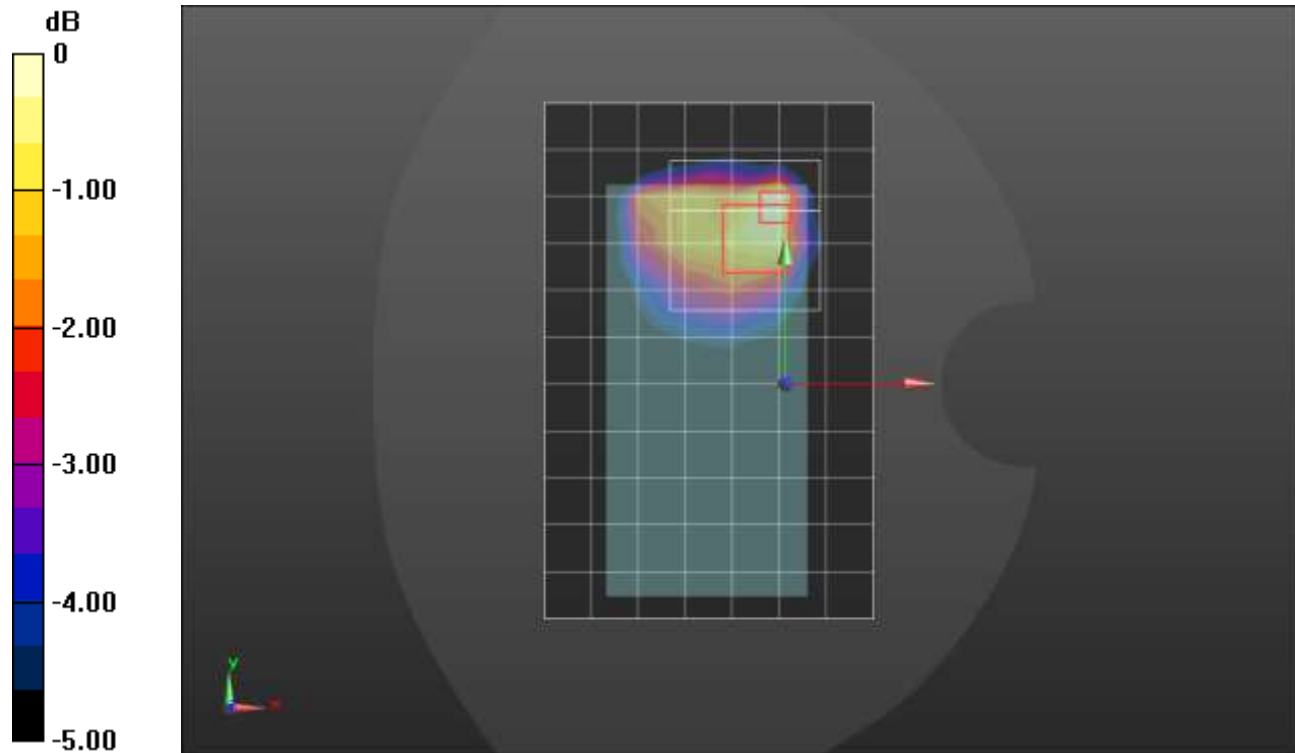
**SAR(1 g) = 0.591 W/kg; SAR(10 g) = 0.338 W/kg**

Smallest distance from peaks to all points 3 dB below = 9.1 mm

Ratio of SAR at M2 to SAR at M1 = 50.7%

[Info: Interpolated medium parameters used for SAR evaluation.](#)

Maximum value of SAR (measured) = 0.798 W/kg



0 dB = 0.798 W/kg = -0.98 dBW/kg

### LTE Band 13 ANT 1

Frequency: 782 MHz; Duty Cycle: 1:1; Room Ambient Temperature: 24.0°C; Liquid Temperature: 23.0°C  
 Medium parameters used (interpolated):  $f = 782 \text{ MHz}$ ;  $\sigma = 0.933 \text{ S/m}$ ;  $\epsilon_r = 40.834$ ;  $\rho = 1000 \text{ kg/m}^3$

DASY5 Configuration:

- Area Scan Setting: Find Secondary Maximum Within: 2.0 dB and with a peak SAR value greater than 0.0012W/kg
- Electronics: DAE4 Sn1261; Calibrated: 2/24/2021
- Probe: EX3DV4 - SN7581; ConvF(10.77, 10.77, 10.77) @ 782 MHz; Calibrated: 3/1/2021
- Sensor-Surface: 1.4mm (Mechanical Surface Detection), Sensor-Surface: 2.5mm (Mechanical Surface Detection)
- Phantom: Twin-SAM V8.0 (30deg probe tilt); Type: QD 000 P41 Ax; Serial: xxxx

### RHS/Touch\_QPSK\_RB 1,25\_ch. 23230/Area Scan (8x12x1): Measurement grid: dx=15mm, dy=15mm

[Info: Interpolated medium parameters used for SAR evaluation.](#)

Maximum value of SAR (measured) = 0.325 W/kg

### RHS/Touch\_QPSK\_RB 1,25\_ch. 23230/Zoom Scan (5x5x7)/Cube 0: Measurement grid: dx=8mm, dy=8mm, dz=5mm

Reference Value = 18.02 V/m; Power Drift = 0.11 dB

Peak SAR (extrapolated) = 0.348 W/kg

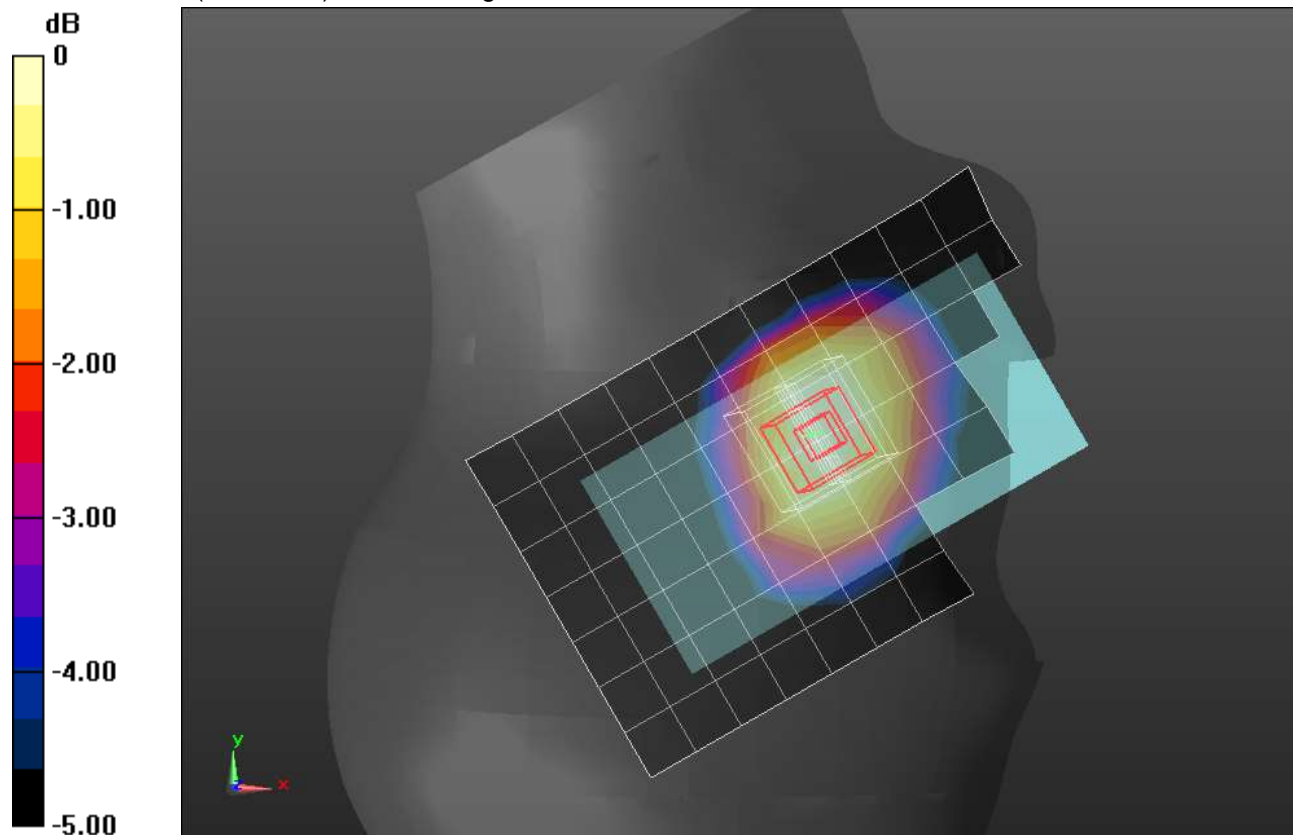
**SAR(1 g) = 0.270 W/kg; SAR(10 g) = 0.202 W/kg**

Smallest distance from peaks to all points 3 dB below: Larger than measurement grid

Ratio of SAR at M2 to SAR at M1 = 77.5%

[Info: Interpolated medium parameters used for SAR evaluation.](#)

Maximum value of SAR (measured) = 0.307 W/kg



0 dB = 0.307 W/kg = -5.13 dBW/kg

### LTE Band 13 ANT 1

Frequency: 782 MHz; Duty Cycle: 1:1; Room Ambient Temperature: 24.0°C; Liquid Temperature: 23.0°C  
 Medium parameters used (interpolated):  $f = 782 \text{ MHz}$ ;  $\sigma = 0.933 \text{ S/m}$ ;  $\epsilon_r = 40.834$ ;  $\rho = 1000 \text{ kg/m}^3$

DASY5 Configuration:

- Area Scan Setting: Find Secondary Maximum Within: 2.0 dB and with a peak SAR value greater than 0.0012W/kg
- Electronics: DAE4 Sn1261; Calibrated: 2/24/2021
- Probe: EX3DV4 - SN7581; ConvF(10.77, 10.77, 10.77) @ 782 MHz; Calibrated: 3/1/2021
- Sensor-Surface: 2.5mm (Mechanical Surface Detection)
- Phantom: Twin-SAM V8.0 (30deg probe tilt); Type: QD 000 P41 Ax; Serial: xxxx

**Rear/QPSK\_RB 1,25\_ch. 23230/Area Scan (8x12x1):** Measurement grid: dx=15mm, dy=15mm

[Info: Interpolated medium parameters used for SAR evaluation.](#)

Maximum value of SAR (measured) = 0.713 W/kg

**Rear/QPSK\_RB 1,25\_ch. 23230/Zoom Scan (5x5x7)/Cube 0:** Measurement grid: dx=8mm, dy=8mm, dz=5mm

Reference Value = 28.46 V/m; Power Drift = -0.06 dB

Peak SAR (extrapolated) = 1.09 W/kg

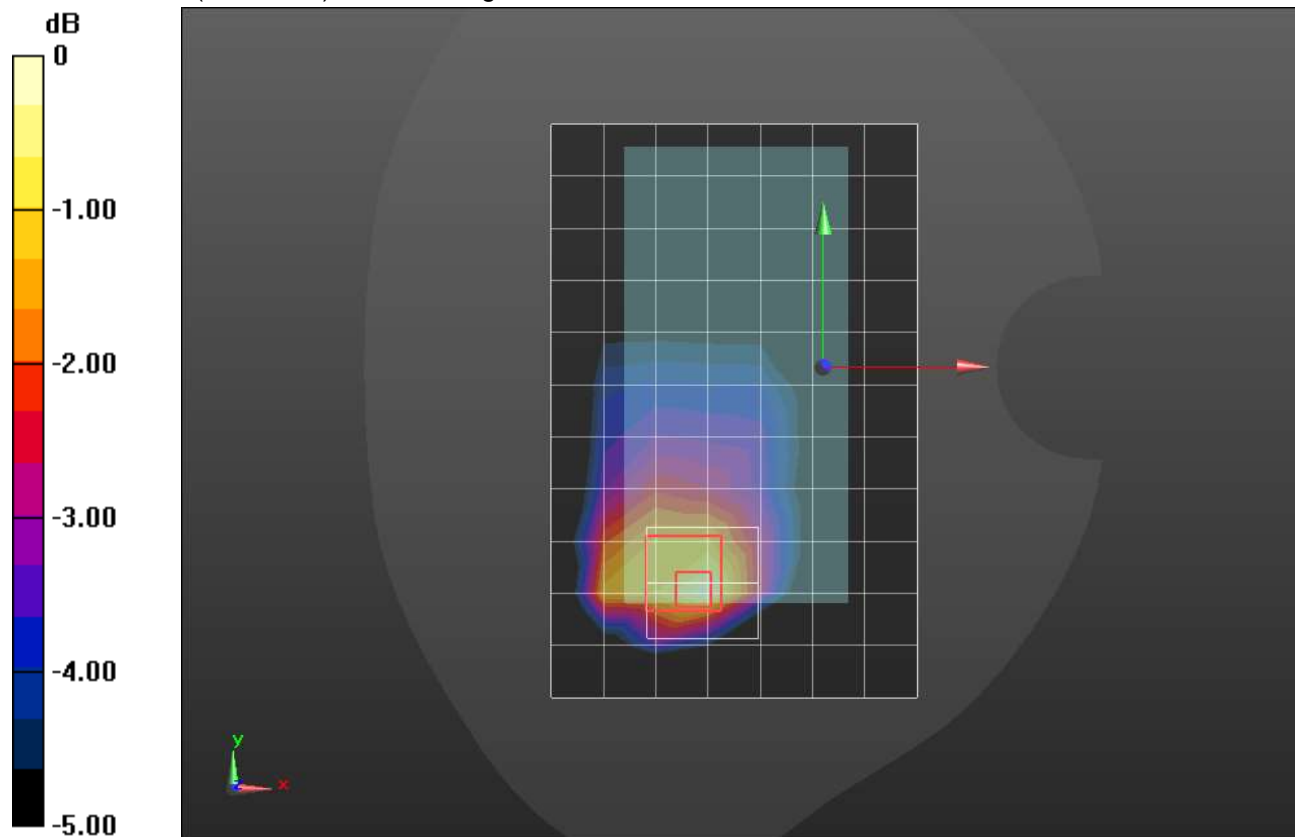
**SAR(1 g) = 0.546 W/kg; SAR(10 g) = 0.315 W/kg**

Smallest distance from peaks to all points 3 dB below = 10.7 mm

Ratio of SAR at M2 to SAR at M1 = 52.2%

[Info: Interpolated medium parameters used for SAR evaluation.](#)

Maximum value of SAR (measured) = 0.717 W/kg



0 dB = 0.717 W/kg = -1.44 dBW/kg

### LTE Band 13 ANT 1

Frequency: 782 MHz; Duty Cycle: 1:1; Room Ambient Temperature: 24.0°C; Liquid Temperature: 23.0°C  
 Medium parameters used (interpolated):  $f = 782 \text{ MHz}$ ;  $\sigma = 0.933 \text{ S/m}$ ;  $\epsilon_r = 40.834$ ;  $\rho = 1000 \text{ kg/m}^3$

DASY5 Configuration:

- Area Scan Setting: Find Secondary Maximum Within: 2.0 dB and with a peak SAR value greater than 0.0012W/kg
- Electronics: DAE4 Sn1261; Calibrated: 2/24/2021
- Probe: EX3DV4 - SN7581; ConvF(10.77, 10.77, 10.77) @ 782 MHz; Calibrated: 3/1/2021
- Sensor-Surface: 2.5mm (Mechanical Surface Detection)
- Phantom: Twin-SAM V8.0 (30deg probe tilt); Type: QD 000 P41 Ax; Serial: xxxx

**Edge 2/QPSK\_RB 1,25\_ch. 23230/Area Scan (6x14x1):** Measurement grid: dx=15mm, dy=15mm

[Info: Interpolated medium parameters used for SAR evaluation.](#)

Maximum value of SAR (measured) = 1.15 W/kg

**Edge 2/QPSK\_RB 1,25\_ch. 23230/Zoom Scan (5x5x7)/Cube 0:** Measurement grid: dx=8mm, dy=8mm, dz=5mm

Reference Value = 33.65 V/m; Power Drift = -0.01 dB

Peak SAR (extrapolated) = 1.82 W/kg

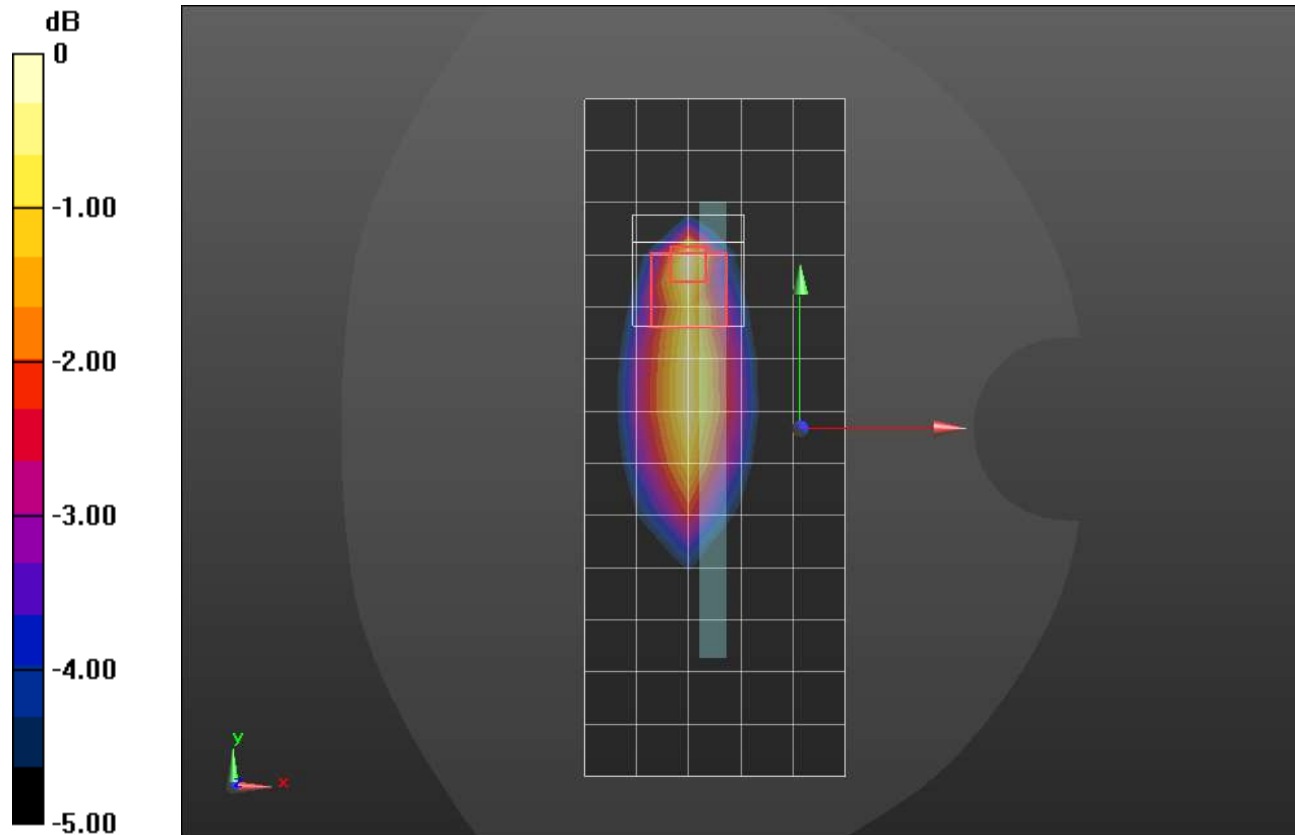
**SAR(1 g) = 0.795 W/kg; SAR(10 g) = 0.465 W/kg**

Smallest distance from peaks to all points 3 dB below = 8 mm

Ratio of SAR at M2 to SAR at M1 = 42.1%

[Info: Interpolated medium parameters used for SAR evaluation.](#)

Maximum value of SAR (measured) = 1.12 W/kg



0 dB = 1.12 W/kg = 0.49 dBW/kg

## LTE Band 13 ANT 2

Frequency: 782 MHz; Duty Cycle: 1:1; Room Ambient Temperature: 24.0°C; Liquid Temperature: 23.0°C  
 Medium parameters used (interpolated):  $f = 782 \text{ MHz}$ ;  $\sigma = 0.91 \text{ S/m}$ ;  $\epsilon_r = 41.338$ ;  $\rho = 1000 \text{ kg/m}^3$

DASY5 Configuration:

- Area Scan Setting: Find Secondary Maximum Within: 2.0 dB and with a peak SAR value greater than 0.0012W/kg
- Electronics: DAE4 Sn1434; Calibrated: 10/12/2020
- Probe: EX3DV4 - SN3686; ConvF(9.83, 9.83, 9.83); Calibrated: 9/21/2020;
- Sensor-Surface: 1.4mm (Mechanical Surface Detection), Sensor-Surface: 2.5mm (Mechanical Surface Detection)
- Phantom: SAM B with CRP; Type: SAM; Serial: 1751

### LHS/Touch\_QPSK\_RB 1,25\_ch. 23230/Area Scan (8x12x1): Measurement grid: dx=15mm, dy=15mm

[Info: Interpolated medium parameters used for SAR evaluation.](#)

Maximum value of SAR (measured) = 0.788 W/kg

### LHS/Touch\_QPSK\_RB 1,25\_ch. 23230/Zoom Scan (5x5x7)/Cube 0: Measurement grid: dx=8mm, dy=8mm, dz=5mm


Reference Value = 32.914 V/m; Power Drift = 0.06 dB

Peak SAR (extrapolated) = 1.43 W/kg

**SAR(1 g) = 0.688 W/kg; SAR(10 g) = 0.417 W/kg**

[Info: Interpolated medium parameters used for SAR evaluation.](#)

Maximum value of SAR (measured) = 0.959 W/kg



0 dB = 0.959 W/kg = -0.18 dBW/kg

## LTE Band 13 ANT 2

Frequency: 782 MHz; Duty Cycle: 1:1; Room Ambient Temperature: 24.0°C; Liquid Temperature: 23.0°C  
 Medium parameters used (interpolated):  $f = 782 \text{ MHz}$ ;  $\sigma = 0.91 \text{ S/m}$ ;  $\epsilon_r = 41.338$ ;  $\rho = 1000 \text{ kg/m}^3$

DASY5 Configuration:

- Area Scan Setting: Find Secondary Maximum Within: 2.0 dB and with a peak SAR value greater than 0.0012W/kg
- Electronics: DAE4 Sn1434; Calibrated: 10/12/2020
- Probe: EX3DV4 - SN3686; ConvF(9.83, 9.83, 9.83); Calibrated: 9/21/2020;
- Sensor-Surface: 2.5mm (Mechanical Surface Detection)
- Phantom: SAM B with CRP; Type: SAM; Serial: 1751

**Rear/QPSK\_RB 1,25\_ch. 23230/Area Scan (8x12x1):** Measurement grid: dx=15mm, dy=15mm

[Info: Interpolated medium parameters used for SAR evaluation.](#)

Maximum value of SAR (measured) = 0.485 W/kg

**Rear/QPSK\_RB 1,25\_ch. 23230/Zoom Scan (6x6x7)/Cube 0:** Measurement grid: dx=8mm, dy=8mm, dz=5mm

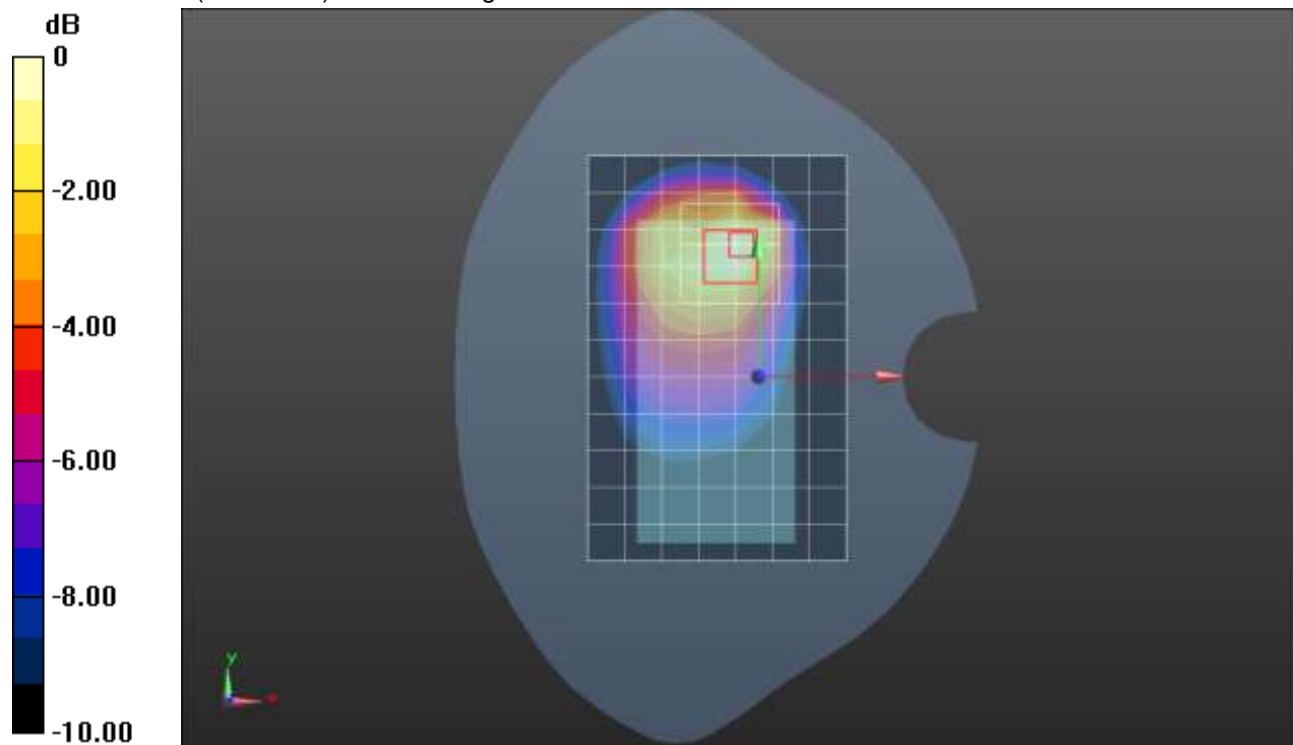
Reference Value = 24.866 V/m; Power Drift = -0.04 dB

Peak SAR (extrapolated) = 0.803 W/kg

**SAR(1 g) = 0.427 W/kg; SAR(10 g) = 0.254 W/kg**

[Info: Interpolated medium parameters used for SAR evaluation.](#)

Maximum value of SAR (measured) = 0.550 W/kg



0 dB = 0.550 W/kg = -2.60 dBW/kg



### LTE Band 14 ANT 1

Frequency: 793 MHz; Duty Cycle: 1:1; Room Ambient Temperature: 24.0°C; Liquid Temperature: 23.0°C  
 Medium parameters used (interpolated):  $f = 793 \text{ MHz}$ ;  $\sigma = 0.94 \text{ S/m}$ ;  $\epsilon_r = 40.864$ ;  $\rho = 1000 \text{ kg/m}^3$

DASY5 Configuration:

- Area Scan Setting: Find Secondary Maximum Within: 2.0 dB and with a peak SAR value greater than 0.0012W/kg
- Electronics: DAE4 Sn1261; Calibrated: 2/24/2021
- Probe: EX3DV4 - SN7581; ConvF(10.77, 10.77, 10.77) @ 793 MHz; Calibrated: 3/1/2021
- Sensor-Surface: 1.4mm (Mechanical Surface Detection), Sensor-Surface: 2.5mm (Mechanical Surface Detection)
- Phantom: Twin-SAM V8.0 (30deg probe tilt); Type: QD 000 P41 Ax; Serial: xxxx

**RHS/Touch\_QPSK\_RB 1,25\_ch. 23330/Area Scan (8x12x1):** Measurement grid: dx=15mm, dy=15mm

[Info: Interpolated medium parameters used for SAR evaluation.](#)

Maximum value of SAR (measured) = 0.340 W/kg

**RHS/Touch\_QPSK\_RB 1,25\_ch. 23330/Zoom Scan (5x5x7)/Cube 0:** Measurement grid: dx=8mm, dy=8mm, dz=5mm

Reference Value = 18.83 V/m; Power Drift = -0.11 dB

Peak SAR (extrapolated) = 0.391 W/kg

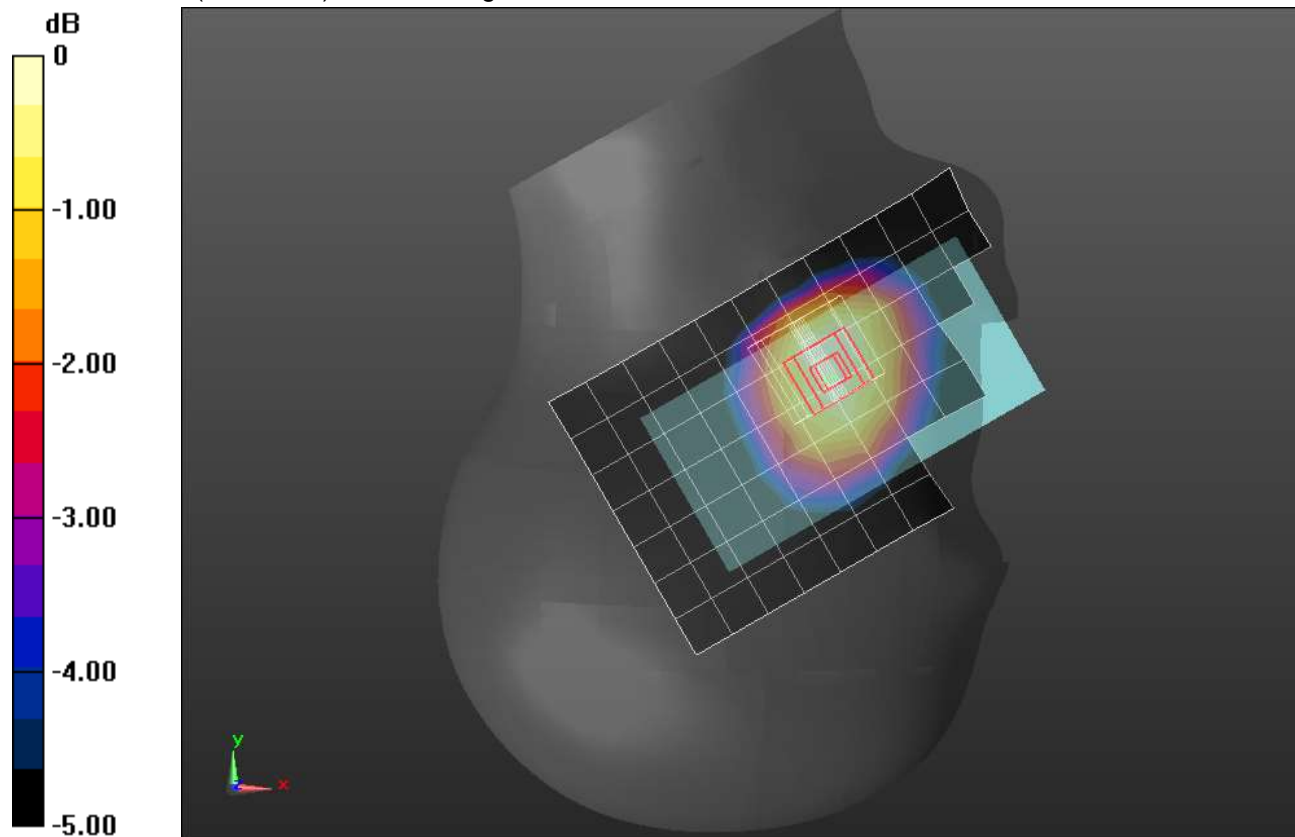
**SAR(1 g) = 0.297 W/kg; SAR(10 g) = 0.223 W/kg**

Smallest distance from peaks to all points 3 dB below: Larger than measurement grid

Ratio of SAR at M2 to SAR at M1 = 78.6%

[Info: Interpolated medium parameters used for SAR evaluation.](#)

Maximum value of SAR (measured) = 0.336 W/kg



0 dB = 0.336 W/kg = -4.74 dBW/kg



### LTE Band 14 ANT 1

Frequency: 793 MHz; Duty Cycle: 1:1; Room Ambient Temperature: 24.0°C; Liquid Temperature: 23.0°C  
 Medium parameters used (interpolated):  $f = 793 \text{ MHz}$ ;  $\sigma = 0.94 \text{ S/m}$ ;  $\epsilon_r = 40.864$ ;  $\rho = 1000 \text{ kg/m}^3$

DASY5 Configuration:

- Area Scan Setting: Find Secondary Maximum Within: 2.0 dB and with a peak SAR value greater than 0.0012W/kg
- Electronics: DAE4 Sn1261; Calibrated: 2/24/2021
- Probe: EX3DV4 - SN7581; ConvF(10.77, 10.77, 10.77) @ 793 MHz; Calibrated: 3/1/2021
- Sensor-Surface: 2.5mm (Mechanical Surface Detection)
- Phantom: Twin-SAM V8.0 (30deg probe tilt); Type: QD 000 P41 Ax; Serial: xxxx

**Rear/QPSK\_RB 1,25\_ch. 23330/Area Scan (8x12x1):** Measurement grid: dx=15mm, dy=15mm

[Info: Interpolated medium parameters used for SAR evaluation.](#)

Maximum value of SAR (measured) = 0.823 W/kg

**Rear/QPSK\_RB 1,25\_ch. 23330/Zoom Scan (6x6x7)/Cube 0:** Measurement grid: dx=8mm, dy=8mm, dz=5mm

Reference Value = 32.81 V/m; Power Drift = 0.01 dB

Peak SAR (extrapolated) = 1.45 W/kg

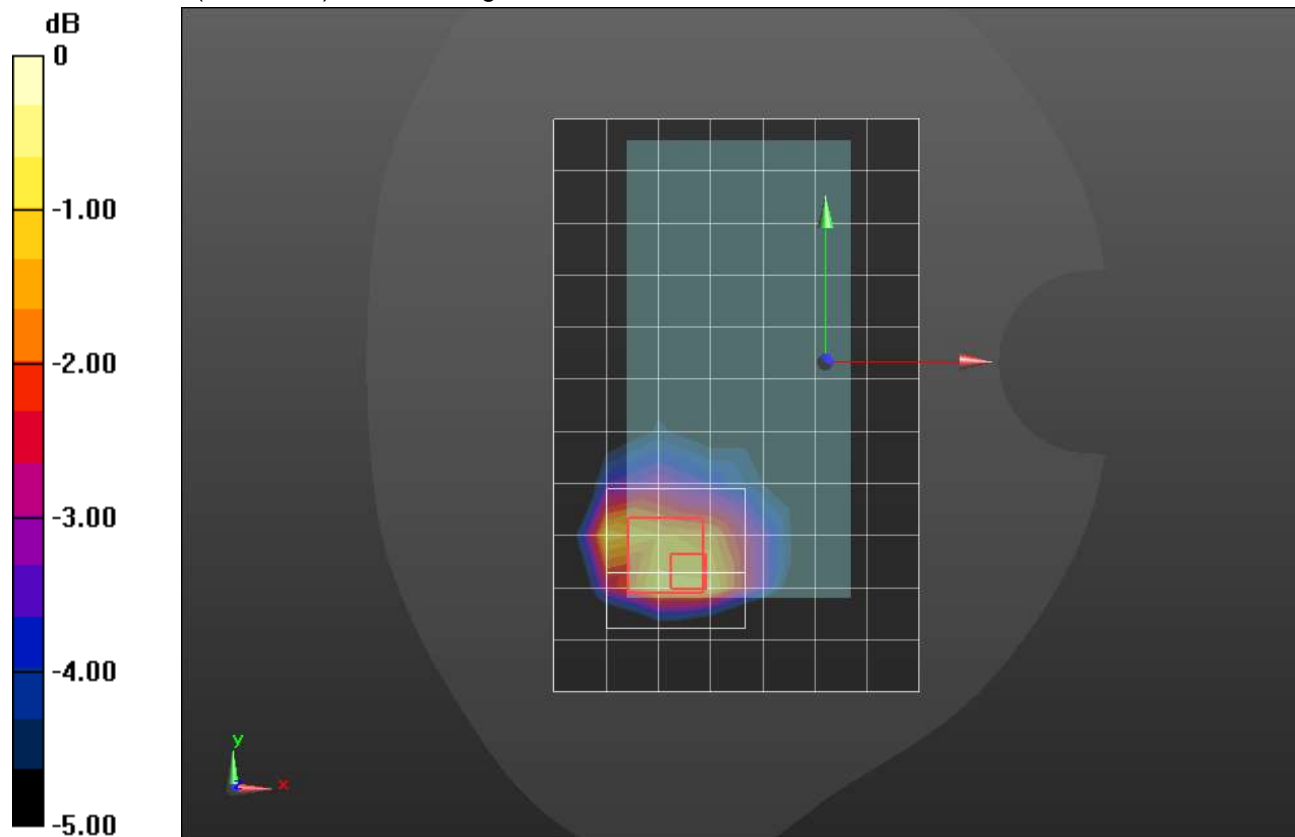
**SAR(1 g) = 0.704 W/kg; SAR(10 g) = 0.398 W/kg**

Smallest distance from peaks to all points 3 dB below = 12.2 mm

Ratio of SAR at M2 to SAR at M1 = 48.7%

[Info: Interpolated medium parameters used for SAR evaluation.](#)

Maximum value of SAR (measured) = 0.982 W/kg



0 dB = 0.982 W/kg = -0.08 dBW/kg

### LTE Band 14 ANT 1

Frequency: 793 MHz; Duty Cycle: 1:1; Room Ambient Temperature: 24.0°C; Liquid Temperature: 23.0°C  
 Medium parameters used (interpolated):  $f = 793 \text{ MHz}$ ;  $\sigma = 0.94 \text{ S/m}$ ;  $\epsilon_r = 40.864$ ;  $\rho = 1000 \text{ kg/m}^3$

DASY5 Configuration:

- Area Scan Setting: Find Secondary Maximum Within: 2.0 dB and with a peak SAR value greater than 0.0012W/kg
- Electronics: DAE4 Sn1261; Calibrated: 2/24/2021
- Probe: EX3DV4 - SN7581; ConvF(10.77, 10.77, 10.77) @ 793 MHz; Calibrated: 3/1/2021
- Sensor-Surface: 2.5mm (Mechanical Surface Detection)
- Phantom: Twin-SAM V8.0 (30deg probe tilt); Type: QD 000 P41 Ax; Serial: xxxx

**Edge 2/QPSK\_RB 1,25\_ch. 23330/Area Scan (6x14x1):** Measurement grid: dx=15mm, dy=15mm

[Info: Interpolated medium parameters used for SAR evaluation.](#)

Maximum value of SAR (measured) = 1.11 W/kg

**Edge 2/QPSK\_RB 1,25\_ch. 23330/Zoom Scan (5x5x7)/Cube 0:** Measurement grid: dx=8mm, dy=8mm, dz=5mm

Reference Value = 35.04 V/m; Power Drift = -0.03 dB

Peak SAR (extrapolated) = 1.38 W/kg

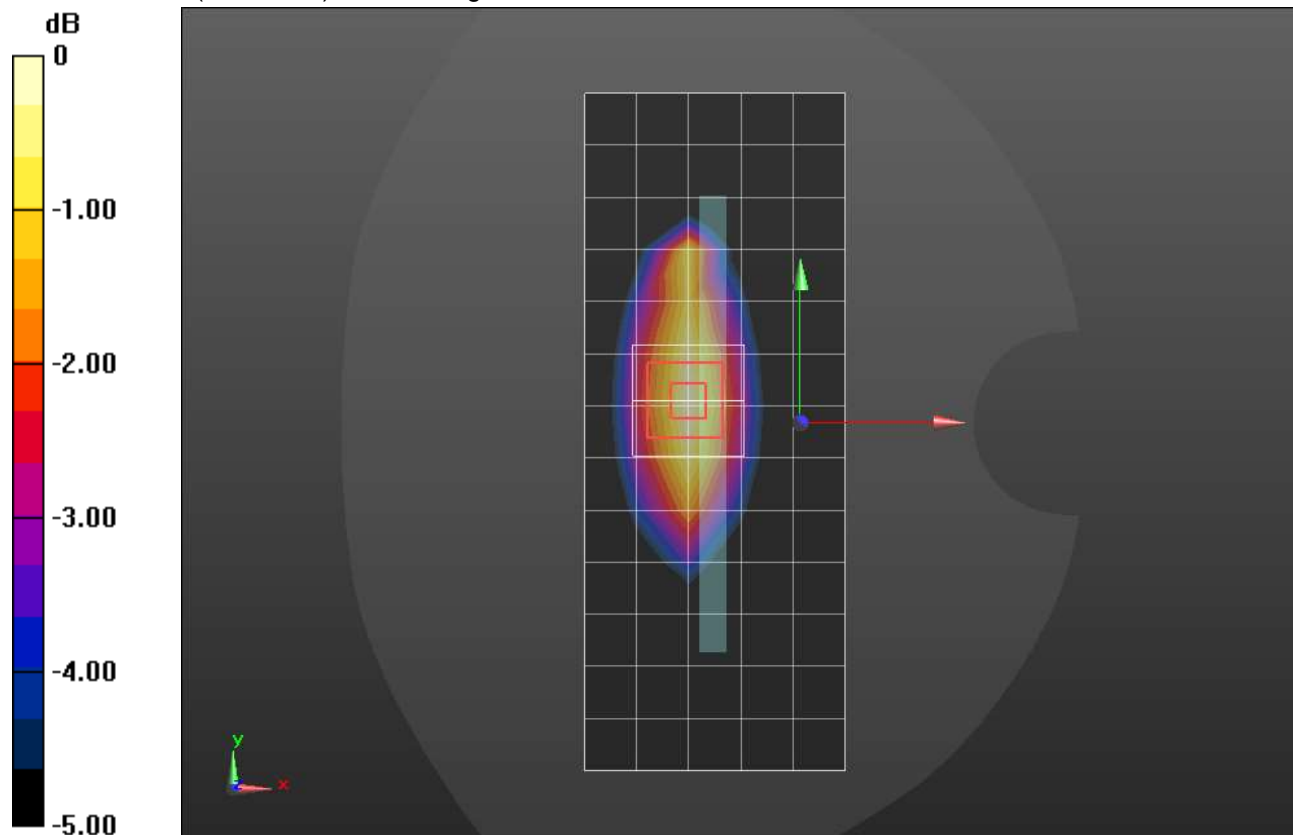
**SAR(1 g) = 0.885 W/kg; SAR(10 g) = 0.569 W/kg**

Smallest distance from peaks to all points 3 dB below = 17.9 mm

Ratio of SAR at M2 to SAR at M1 = 64.1%

[Info: Interpolated medium parameters used for SAR evaluation.](#)

Maximum value of SAR (measured) = 1.10 W/kg



0 dB = 1.10 W/kg = 0.41 dBW/kg

## LTE Band 14 ANT 2

Frequency: 793 MHz; Duty Cycle: 1:1; Room Ambient Temperature: 24.0°C; Liquid Temperature: 23.0°C  
 Medium parameters used (interpolated):  $f = 793 \text{ MHz}$ ;  $\sigma = 0.94 \text{ S/m}$ ;  $\epsilon_r = 40.864$ ;  $\rho = 1000 \text{ kg/m}^3$

DASY5 Configuration:

- Area Scan Setting: Find Secondary Maximum Within: 2.0 dB and with a peak SAR value greater than 0.0012W/kg
- Electronics: DAE4 Sn1261; Calibrated: 2/24/2021
- Probe: EX3DV4 - SN7581; ConvF(10.77, 10.77, 10.77) @ 793 MHz; Calibrated: 3/1/2021
- Sensor-Surface: 1.4mm (Mechanical Surface Detection), Sensor-Surface: 2.5mm (Mechanical Surface Detection)
- Phantom: Twin-SAM V8.0 (30deg probe tilt); Type: QD 000 P41 Ax; Serial: xxxx

**RHS/Tilt\_QPSK\_RB 1,25\_ch. 23330/Area Scan (8x12x1):** Measurement grid: dx=15mm, dy=15mm

[Info: Interpolated medium parameters used for SAR evaluation.](#)

Maximum value of SAR (measured) = 1.13 W/kg

**RHS/Tilt\_QPSK\_RB 1,25\_ch. 23330/Zoom Scan (5x5x7)/Cube 0:** Measurement grid: dx=8mm, dy=8mm, dz=5mm

Reference Value = 29.24 V/m; Power Drift = 0.07 dB

Peak SAR (extrapolated) = 1.67 W/kg

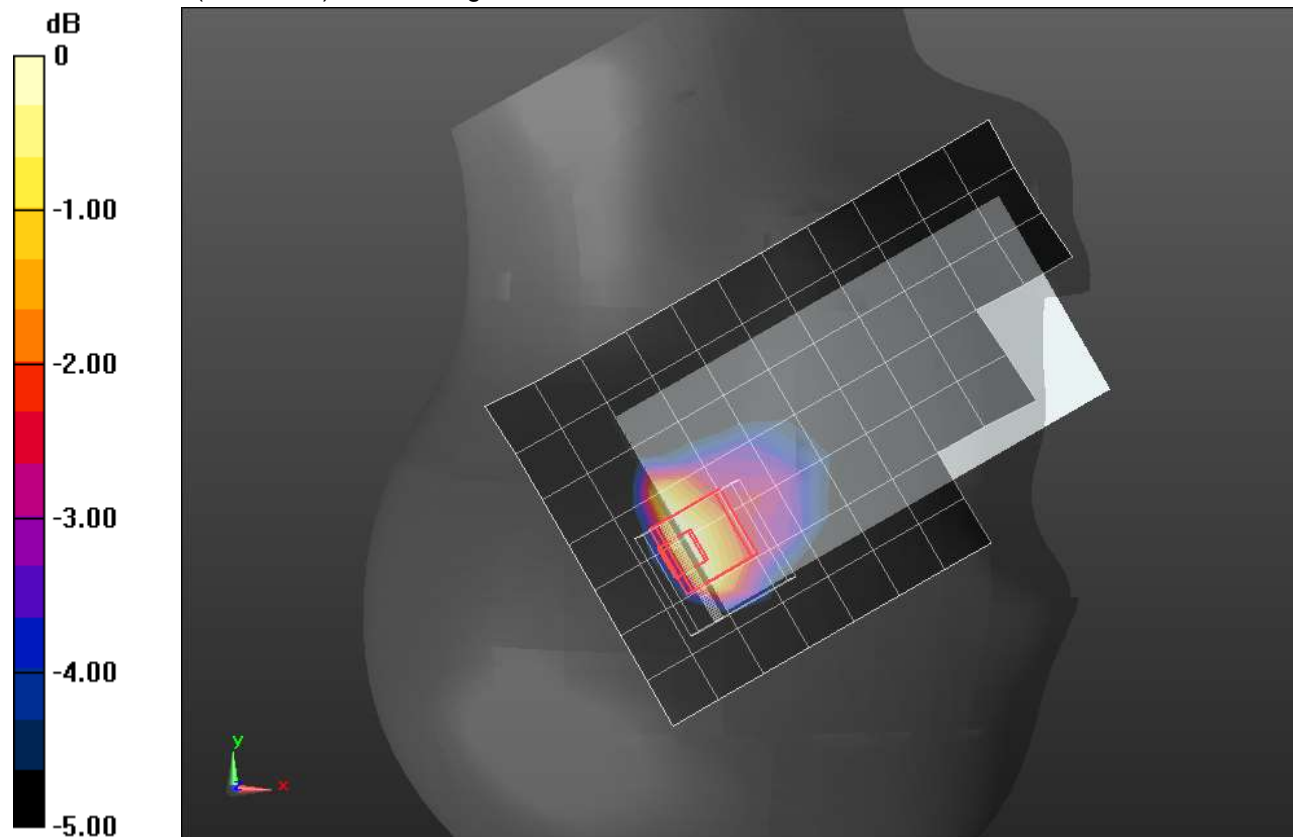
**SAR(1 g) = 0.712 W/kg; SAR(10 g) = 0.398 W/kg**

Smallest distance from peaks to all points 3 dB below = 8.2 mm

Ratio of SAR at M2 to SAR at M1 = 41.3%

[Info: Interpolated medium parameters used for SAR evaluation.](#)

Maximum value of SAR (measured) = 1.05 W/kg



0 dB = 1.05 W/kg = 0.21 dBW/kg

## LTE Band 14 ANT 2

Frequency: 793 MHz; Duty Cycle: 1:1; Room Ambient Temperature: 24.0°C; Liquid Temperature: 23.0°C  
 Medium parameters used (interpolated):  $f = 793 \text{ MHz}$ ;  $\sigma = 0.94 \text{ S/m}$ ;  $\epsilon_r = 40.864$ ;  $\rho = 1000 \text{ kg/m}^3$

DASY5 Configuration:

- Area Scan Setting: Find Secondary Maximum Within: 2.0 dB and with a peak SAR value greater than 0.0012W/kg
- Electronics: DAE4 Sn1261; Calibrated: 2/24/2021
- Probe: EX3DV4 - SN7581; ConvF(10.77, 10.77, 10.77) @ 793 MHz; Calibrated: 3/1/2021
- Sensor-Surface: 2.5mm (Mechanical Surface Detection)
- Phantom: Twin-SAM V8.0 (30deg probe tilt); Type: QD 000 P41 Ax; Serial: xxxx

**Rear/QPSK\_RB 1,25\_ch. 23330/Area Scan (8x12x1):** Measurement grid: dx=15mm, dy=15mm

[Info: Interpolated medium parameters used for SAR evaluation.](#)

Maximum value of SAR (measured) = 0.566 W/kg

**Rear/QPSK\_RB 1,25\_ch. 23330/Zoom Scan (5x5x7)/Cube 0:** Measurement grid: dx=8mm, dy=8mm, dz=5mm

Reference Value = 19.02 V/m; Power Drift = 0.16 dB

Peak SAR (extrapolated) = 0.776 W/kg

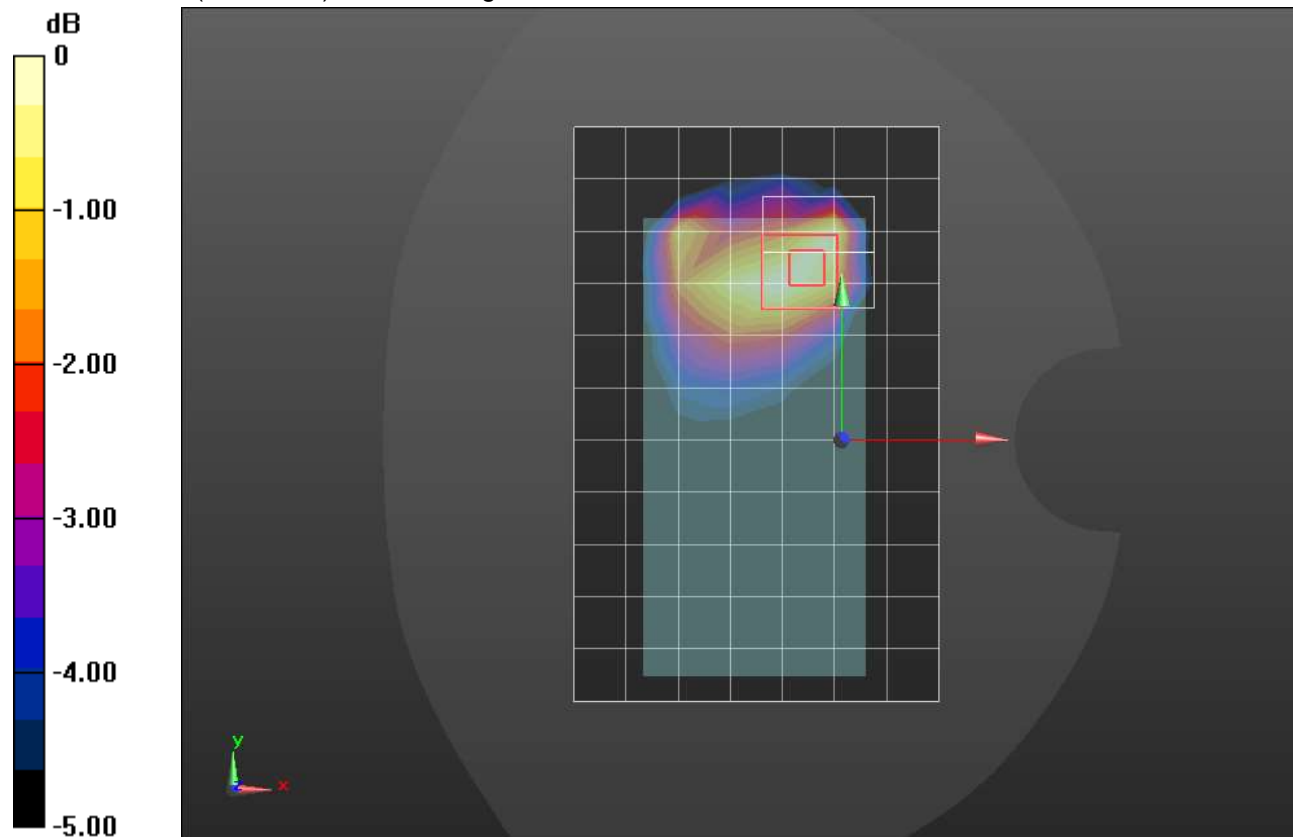
**SAR(1 g) = 0.422 W/kg; SAR(10 g) = 0.249 W/kg**

Smallest distance from peaks to all points 3 dB below = 15.2 mm

Ratio of SAR at M2 to SAR at M1 = 54.4%

[Info: Interpolated medium parameters used for SAR evaluation.](#)

Maximum value of SAR (measured) = 0.544 W/kg



0 dB = 0.544 W/kg = -2.64 dBW/kg

### LTE Band 25 ANT 1

Frequency: 1882.5 MHz; Duty Cycle: 1:1; Room Ambient Temperature: 24.0°C; Liquid Temperature: 23.0°C  
 Medium parameters used (interpolated):  $f = 1882.5$  MHz;  $\sigma = 1.387$  S/m;  $\epsilon_r = 38.852$ ;  $\rho = 1000$  kg/m<sup>3</sup>

DASY5 Configuration:

- Area Scan Setting: Find Secondary Maximum Within: 2.0 dB and with a peak SAR value greater than 0.0012W/kg
- Electronics: DAE4 Sn1359; Calibrated: 1/28/2021
- Probe: EX3DV4 - SN3772; ConvF(7.33, 7.33, 7.33) @ 1882.5 MHz; Calibrated: 2/25/2021
- Sensor-Surface: 1.4mm (Mechanical Surface Detection)
- Phantom: Twin-SAM V8.0 (20deg probe tilt); Type: QD 000 P41 AA; Serial: 1948

**RHS/Touch\_QPSK RB 1,49 Ch 26365/Area Scan (8x13x1):** Measurement grid: dx=15mm, dy=15mm

[Info: Interpolated medium parameters used for SAR evaluation.](#)

Maximum value of SAR (measured) = 0.288 W/kg

**RHS/Touch\_QPSK RB 1,49 Ch 26365/Zoom Scan (5x5x7)/Cube 0:** Measurement grid: dx=8mm, dy=8mm, dz=5mm

Reference Value = 13.82 V/m; Power Drift = 0.05 dB

Peak SAR (extrapolated) = 0.400 W/kg

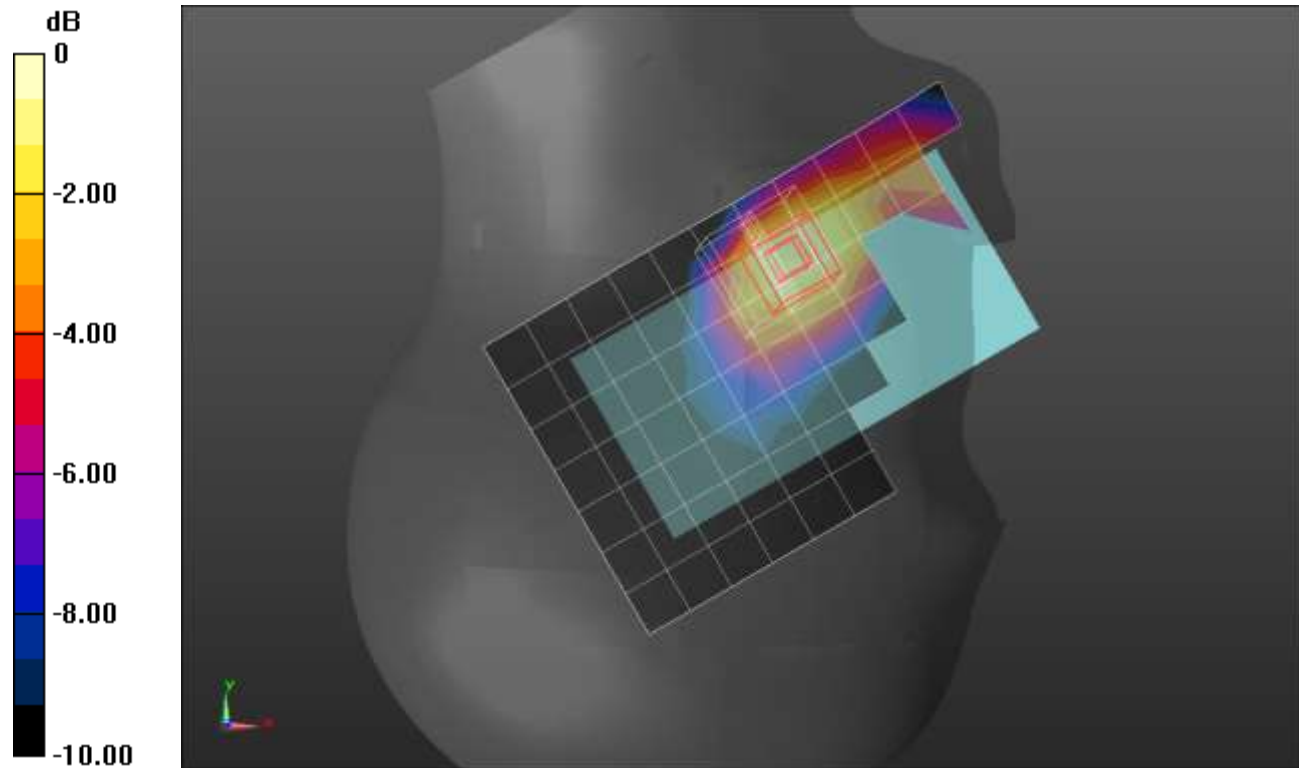
**SAR(1 g) = 0.251 W/kg; SAR(10 g) = 0.157 W/kg**

Smallest distance from peaks to all points 3 dB below = 12.8 mm

Ratio of SAR at M2 to SAR at M1 = 61.7%

[Info: Interpolated medium parameters used for SAR evaluation.](#)

Maximum value of SAR (measured) = 0.344 W/kg



0 dB = 0.344 W/kg = -4.63 dBW/kg

### LTE Band 25 ANT 1

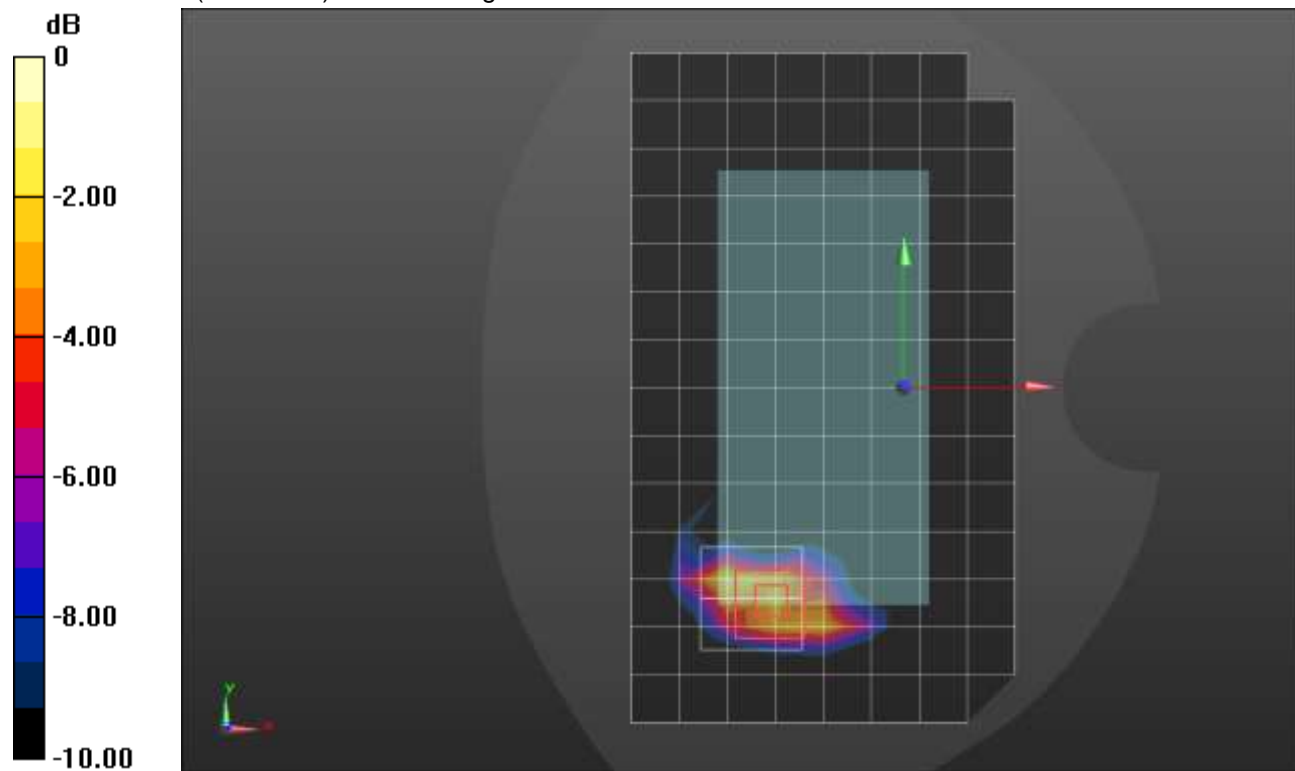
Frequency: 1882.5 MHz; Duty Cycle: 1:1; Room Ambient Temperature: 24.0°C; Liquid Temperature: 23.0°C  
 Medium parameters used (interpolated):  $f = 1882.5$  MHz;  $\sigma = 1.442$  S/m;  $\epsilon_r = 39.459$ ;  $\rho = 1000$  kg/m<sup>3</sup>

DASY5 Configuration:

- Area Scan Setting: Find Secondary Maximum Within: 2.0 dB and with a peak SAR value greater than 0.0012W/kg
- Electronics: DAE4 Sn1359; Calibrated: 1/28/2021
- Probe: EX3DV4 - SN3772; ConvF(7.33, 7.33, 7.33) @ 1882.5 MHz; Calibrated: 2/25/2021
- Sensor-Surface: 2.5mm (Mechanical Surface Detection)
- Phantom: Twin-SAM V8.0 (20deg probe tilt); Type: QD 000 P41 AA; Serial: 1948

**Rear/QPSK RB 1,49 Ch 26365/Area Scan (9x15x1):** Measurement grid: dx=15mm, dy=15mm  
 Maximum value of SAR (measured) = 0.593 W/kg

**Rear/QPSK RB 1,49 Ch 26365/Zoom Scan (5x5x7)/Cube 0:** Measurement grid: dx=8mm, dy=8mm, dz=5mm  
 Reference Value = 20.50 V/m; Power Drift = -0.05 dB  
 Peak SAR (extrapolated) = 1.13 W/kg  
**SAR(1 g) = 0.574 W/kg; SAR(10 g) = 0.287 W/kg**  
 Smallest distance from peaks to all points 3 dB below = 8.6 mm  
 Ratio of SAR at M2 to SAR at M1 = 52.4%  
 Maximum value of SAR (measured) = 0.784 W/kg



0 dB = 0.784 W/kg = -1.06 dBW/kg

### LTE Band 25 ANT 1

Frequency: 1905 MHz; Duty Cycle: 1:1; Room Ambient Temperature: 24.0°C; Liquid Temperature: 23.0°C  
 Medium parameters used:  $f = 1905 \text{ MHz}$ ;  $\sigma = 1.455 \text{ S/m}$ ;  $\epsilon_r = 39.476$ ;  $\rho = 1000 \text{ kg/m}^3$

DASY5 Configuration:

- Area Scan Setting: Find Secondary Maximum Within: 2.0 dB and with a peak SAR value greater than 0.0012W/kg
- Electronics: DAE4 Sn1359; Calibrated: 1/28/2021
- Probe: EX3DV4 - SN3772; ConvF(7.33, 7.33, 7.33) @ 1905 MHz; Calibrated: 2/25/2021
- Sensor-Surface: 2.5mm (Mechanical Surface Detection (Locations From Previous Scan Used)), Sensor-Surface: 2.5mm (Mechanical Surface Detection)
- Phantom: Twin-SAM V8.0 (20deg probe tilt); Type: QD 000 P41 AA; Serial: 1948

**Edge 3/QPSK RB 50,24 Ch 26590/Area Scan (6x9x1):** Measurement grid: dx=15mm, dy=15mm  
 Maximum value of SAR (measured) = 0.886 W/kg

**Edge 3/QPSK RB 50,24 Ch 26590/Zoom Scan (5x5x7)/Cube 0:** Measurement grid: dx=8mm, dy=8mm, dz=5mm

Reference Value = 25.11 V/m; Power Drift = -0.08 dB

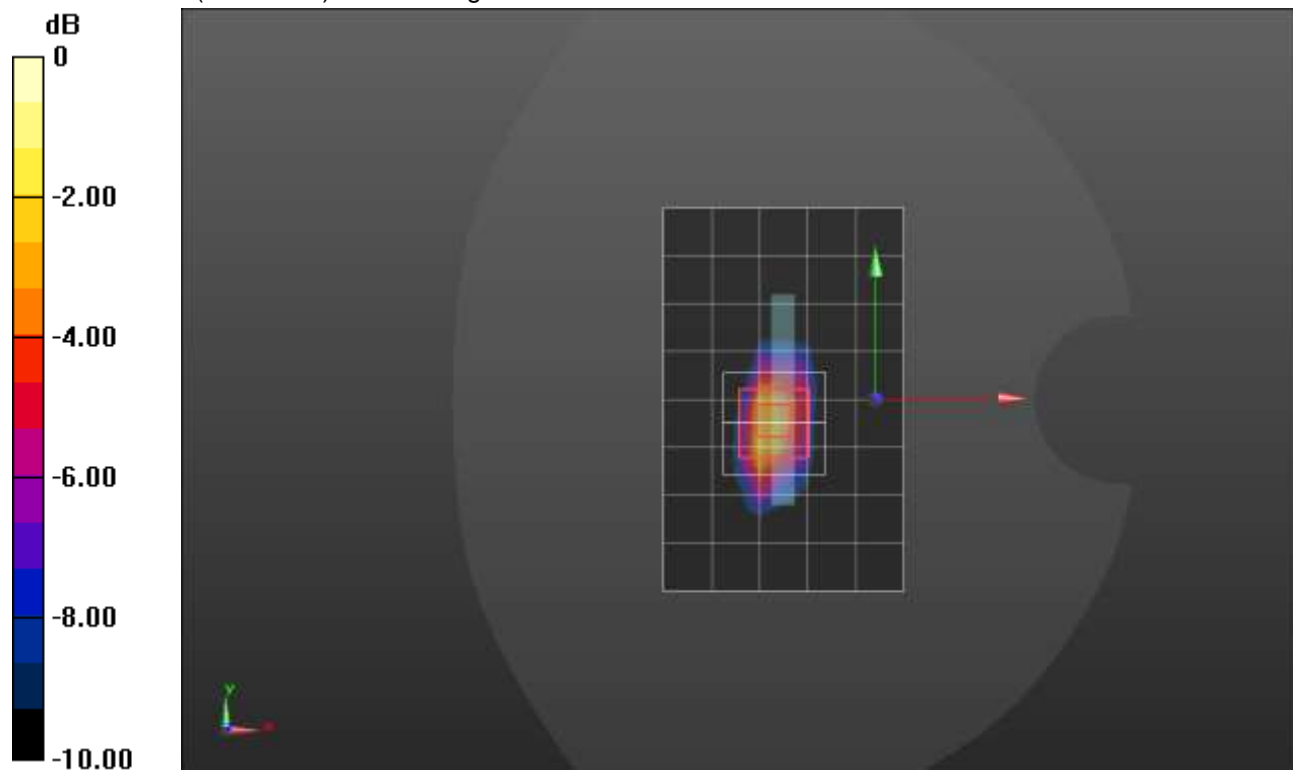
Peak SAR (extrapolated) = 1.83 W/kg

**SAR(1 g) = 0.895 W/kg; SAR(10 g) = 0.403 W/kg**

Smallest distance from peaks to all points 3 dB below = 8 mm

Ratio of SAR at M2 to SAR at M1 = 51.1%

Maximum value of SAR (measured) = 1.27 W/kg



0 dB = 1.27 W/kg = 1.04 dBW/kg



## LTE Band 25 ANT 2

Frequency: 1860 MHz; Duty Cycle: 1:1; Room Ambient Temperature: 24.0°C; Liquid Temperature: 23.0°C  
 Medium parameters used:  $f = 1860$  MHz;  $\sigma = 1.428$  S/m;  $\epsilon_r = 39.505$ ;  $\rho = 1000$  kg/m<sup>3</sup>

DASY5 Configuration:

- Area Scan Setting: Find Secondary Maximum Within: 2.0 dB and with a peak SAR value greater than 0.0012W/kg
- Electronics: DAE4 Sn1359; Calibrated: 1/28/2021
- Probe: EX3DV4 - SN3772; ConvF(7.33, 7.33, 7.33) @ 1860 MHz; Calibrated: 2/25/2021
- Sensor-Surface: 1.4mm (Mechanical Surface Detection (Locations From Previous Scan Used)), Sensor-Surface: 1.4mm (Mechanical Surface Detection)
- Phantom: Twin-SAM V8.0 (20deg probe tilt); Type: QD 000 P41 AA; Serial: 1948

**RHS/Touch\_QPSK RB 1,49 Ch 26140/Area Scan (8x13x1):** Measurement grid: dx=15mm, dy=15mm  
 Maximum value of SAR (measured) = 0.843 W/kg

**RHS/Touch\_QPSK RB 1,49 Ch 26140/Zoom Scan (5x5x7)/Cube 0:** Measurement grid: dx=8mm, dy=8mm, dz=5mm

Reference Value = 22.53 V/m; Power Drift = -0.01 dB

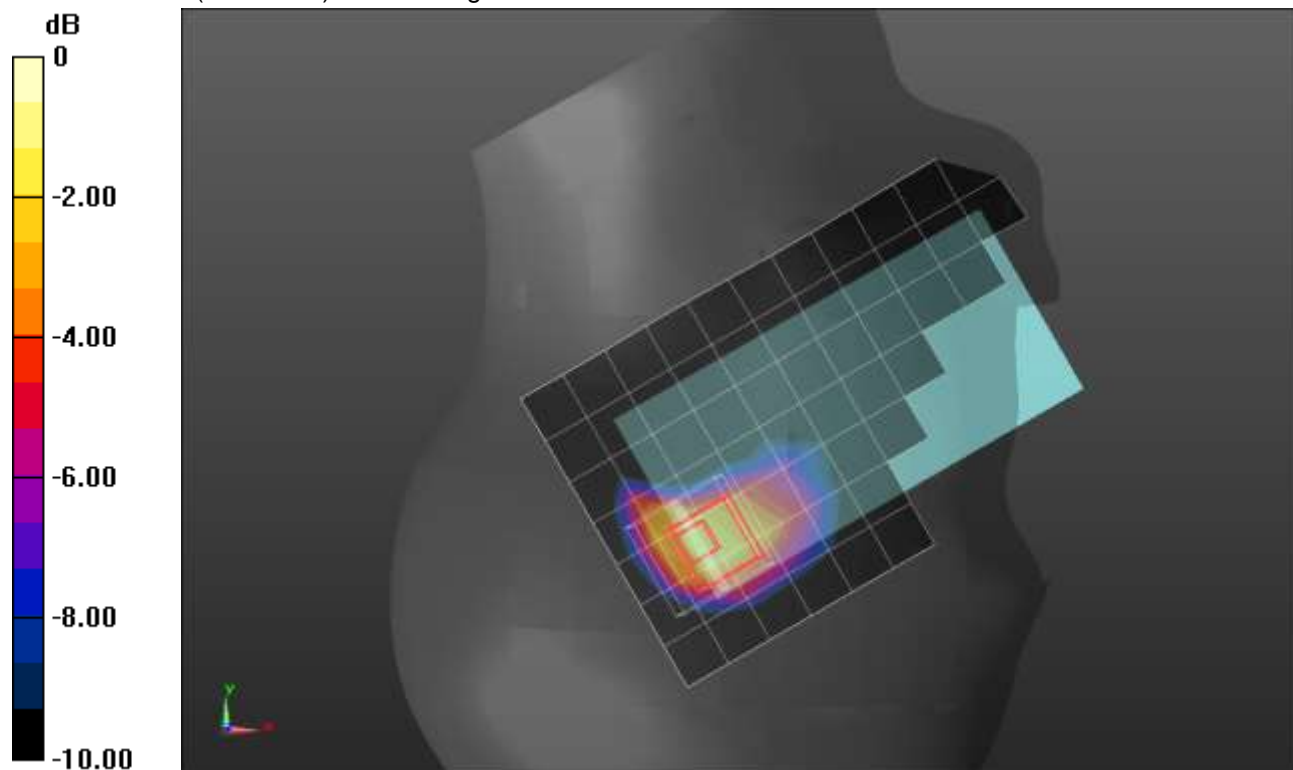
Peak SAR (extrapolated) = 1.45 W/kg

**SAR(1 g) = 0.719 W/kg; SAR(10 g) = 0.381 W/kg**

Smallest distance from peaks to all points 3 dB below = 8 mm

Ratio of SAR at M2 to SAR at M1 = 48.6%

Maximum value of SAR (measured) = 1.14 W/kg



0 dB = 1.14 W/kg = 0.57 dBW/kg



## LTE Band 25 ANT 2

Frequency: 1882.5 MHz; Duty Cycle: 1:1; Room Ambient Temperature: 24.0°C; Liquid Temperature: 23.0°C  
 Medium parameters used (interpolated):  $f = 1882.5$  MHz;  $\sigma = 1.387$  S/m;  $\epsilon_r = 38.852$ ;  $\rho = 1000$  kg/m<sup>3</sup>

DASY5 Configuration:

- Area Scan Setting: Find Secondary Maximum Within: 2.0 dB and with a peak SAR value greater than 0.0012W/kg
- Electronics: DAE4 Sn1359; Calibrated: 1/28/2021
- Probe: EX3DV4 - SN3772; ConvF(7.33, 7.33, 7.33) @ 1882.5 MHz; Calibrated: 2/25/2021
- Sensor-Surface: 2.5mm (Mechanical Surface Detection)
- Phantom: Twin-SAM V8.0 (20deg probe tilt); Type: QD 000 P41 AA; Serial: 1948

**Rear/QPSK RB 50,24 Ch 26365/Area Scan (8x13x1):** Measurement grid: dx=15mm, dy=15mm

[Info: Interpolated medium parameters used for SAR evaluation.](#)

Maximum value of SAR (measured) = 0.747 W/kg

**Rear/QPSK RB 50,24 Ch 26365/Zoom Scan (5x5x7)/Cube 0:** Measurement grid: dx=8mm, dy=8mm, dz=5mm

Reference Value = 22.96 V/m; Power Drift = 0.01 dB

Peak SAR (extrapolated) = 1.19 W/kg

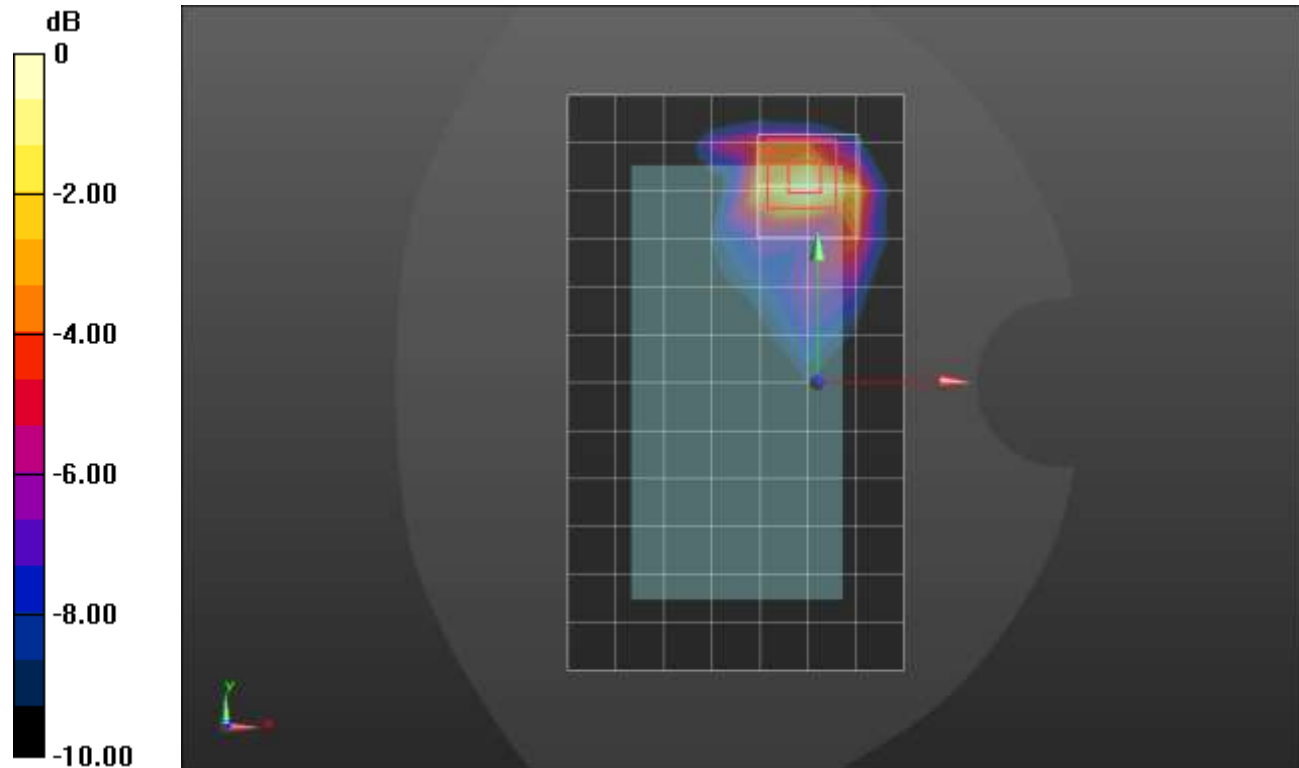
**SAR(1 g) = 0.578 W/kg; SAR(10 g) = 0.273 W/kg**

Smallest distance from peaks to all points 3 dB below = 8 mm

Ratio of SAR at M2 to SAR at M1 = 48.8%

[Info: Interpolated medium parameters used for SAR evaluation.](#)

Maximum value of SAR (measured) = 0.785 W/kg



0 dB = 0.785 W/kg = -1.05 dBW/kg

## LTE Band 25 ANT 2

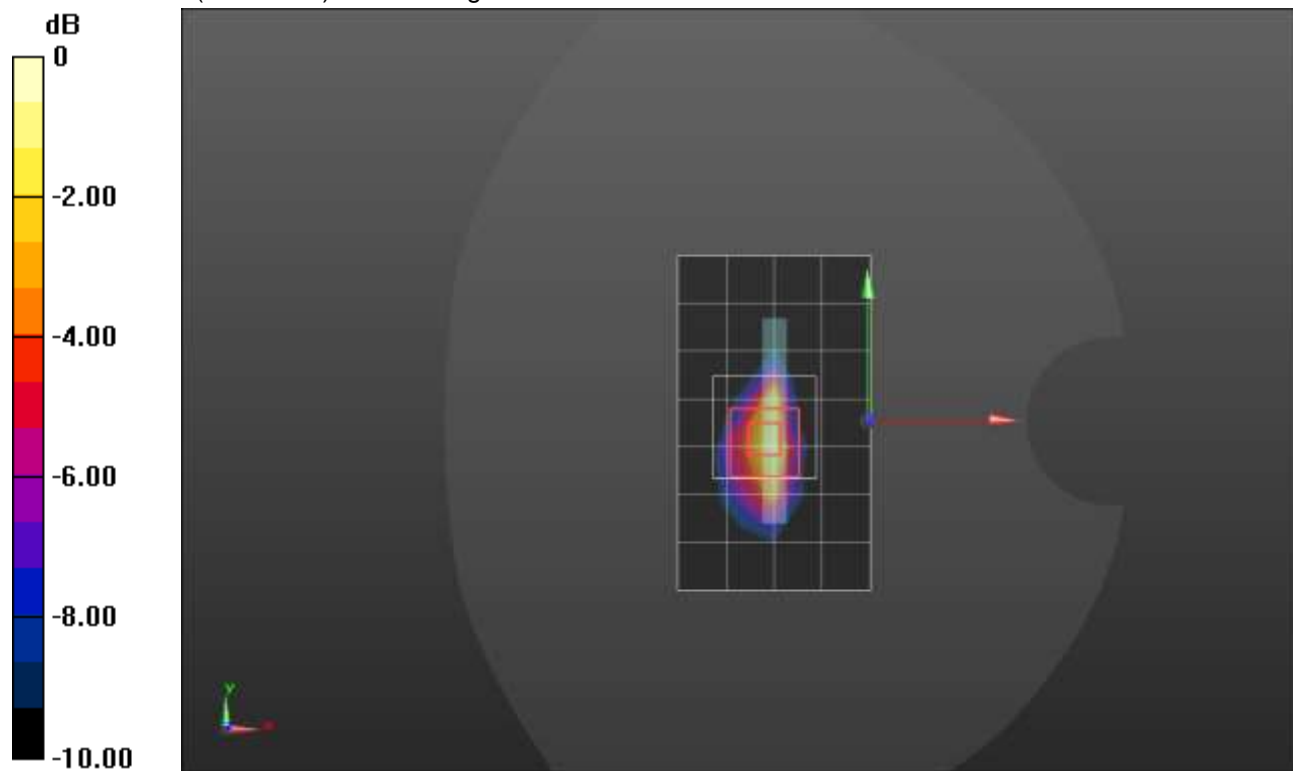
Frequency: 1860 MHz; Duty Cycle: 1:1; Room Ambient Temperature: 24.0°C; Liquid Temperature: 23.0°C  
 Medium parameters used:  $f = 1860 \text{ MHz}$ ;  $\sigma = 1.373 \text{ S/m}$ ;  $\epsilon_r = 38.913$ ;  $\rho = 1000 \text{ kg/m}^3$

DASY5 Configuration:

- Area Scan Setting: Find Secondary Maximum Within: 2.0 dB and with a peak SAR value greater than 0.0012W/kg
- Electronics: DAE4 Sn1359; Calibrated: 1/28/2021
- Probe: EX3DV4 - SN3772; ConvF(7.33, 7.33, 7.33) @ 1860 MHz; Calibrated: 2/25/2021
- Sensor-Surface: 2.5mm (Mechanical Surface Detection)
- Phantom: Twin-SAM V8.0 (20deg probe tilt); Type: QD 000 P41 AA; Serial: 1948

**Edge 1/QPSK RB 50,24 Ch 26140/Area Scan (5x8x1):** Measurement grid: dx=15mm, dy=15mm  
 Maximum value of SAR (measured) = 1.00 W/kg

**Edge 1/QPSK RB 50,24 Ch 26140/Zoom Scan (5x5x7)/Cube 0:** Measurement grid: dx=8mm, dy=8mm, dz=5mm  
 Reference Value = 27.44 V/m; Power Drift = 0.03 dB  
 Peak SAR (extrapolated) = 1.60 W/kg  
**SAR(1 g) = 0.780 W/kg; SAR(10 g) = 0.360 W/kg**  
 Smallest distance from peaks to all points 3 dB below = 8 mm  
 Ratio of SAR at M2 to SAR at M1 = 50%  
 Maximum value of SAR (measured) = 1.10 W/kg



0 dB = 1.10 W/kg = 0.41 dBW/kg

### LTE Band 25 ANT 3

Frequency: 1882.5 MHz; Duty Cycle: 1:1; Room Ambient Temperature: 24.0°C; Liquid Temperature: 23.0°C  
 Medium parameters used (interpolated):  $f = 1882.5 \text{ MHz}$ ;  $\sigma = 1.452 \text{ S/m}$ ;  $\epsilon_r = 38.14$ ;  $\rho = 1000 \text{ kg/m}^3$

DASY5 Configuration:

- Area Scan Setting: Find Secondary Maximum Within: 2.0 dB and with a peak SAR value greater than 0.0012W/kg
- Electronics: DAE4 Sn1359; Calibrated: 1/28/2021
- Probe: EX3DV4 - SN3772; ConvF(7.33, 7.33, 7.33) @ 1882.5 MHz; Calibrated: 2/25/2021
- Sensor-Surface: 1.4mm (Mechanical Surface Detection)
- Phantom: Twin-SAM V8.0 (20deg probe tilt); Type: QD 000 P41 AA; Serial: 1948

### LHS/Touch\_QPSK RB 1,49 Ch 26365/Area Scan (8x11x1):

Measurement grid:  $dx=15\text{mm}$ ,  $dy=15\text{mm}$   
[Info: Interpolated medium parameters used for SAR evaluation.](#)

Maximum value of SAR (measured) = 0.934 W/kg

### LHS/Touch\_QPSK RB 1,49 Ch 26365/Zoom Scan (5x5x7)/Cube 0:

Measurement grid:  $dx=8\text{mm}$ ,  $dy=8\text{mm}$ ,  $dz=5\text{mm}$

Reference Value = 24.52 V/m; Power Drift = -0.00 dB

Peak SAR (extrapolated) = 1.18 W/kg

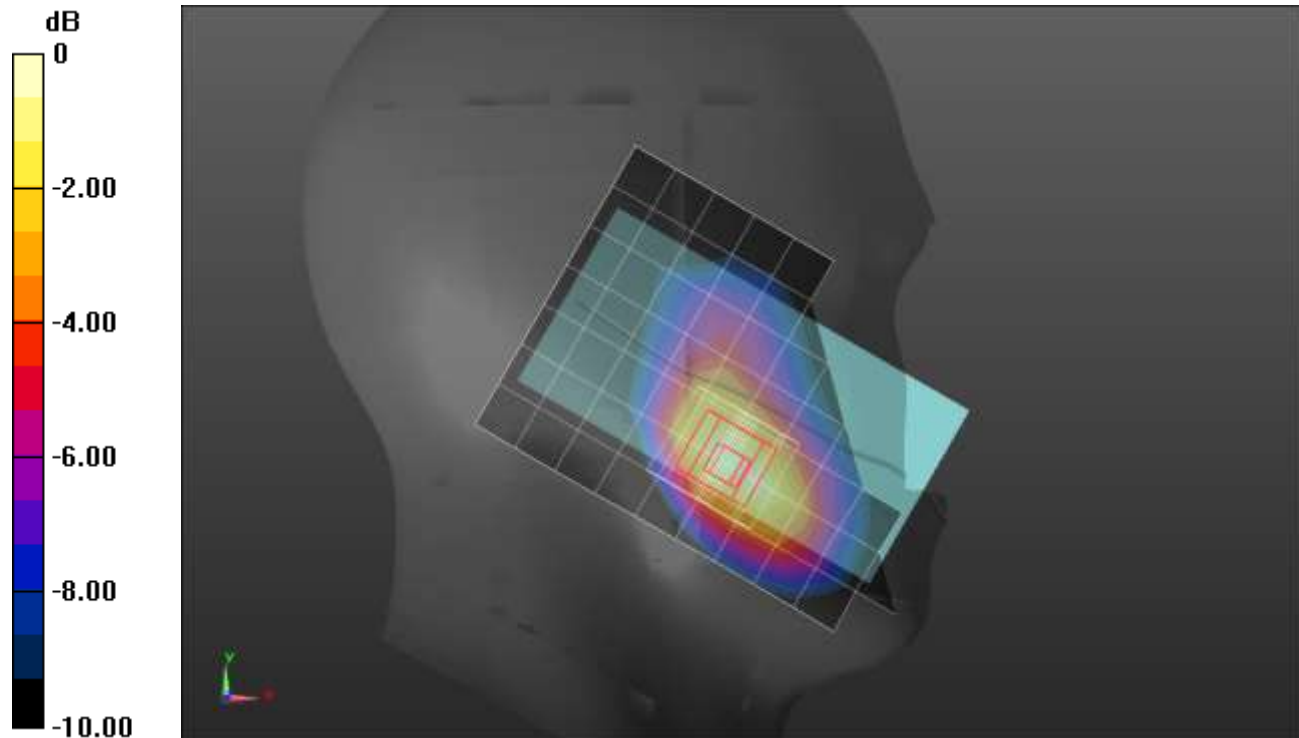
**SAR(1 g) = 0.704 W/kg; SAR(10 g) = 0.424 W/kg**

Smallest distance from peaks to all points 3 dB below = 10.6 mm

Ratio of SAR at M2 to SAR at M1 = 64.8%

[Info: Interpolated medium parameters used for SAR evaluation.](#)

Maximum value of SAR (measured) = 0.942 W/kg



0 dB = 0.942 W/kg = -0.26 dBW/kg

### LTE Band 25 ANT 3

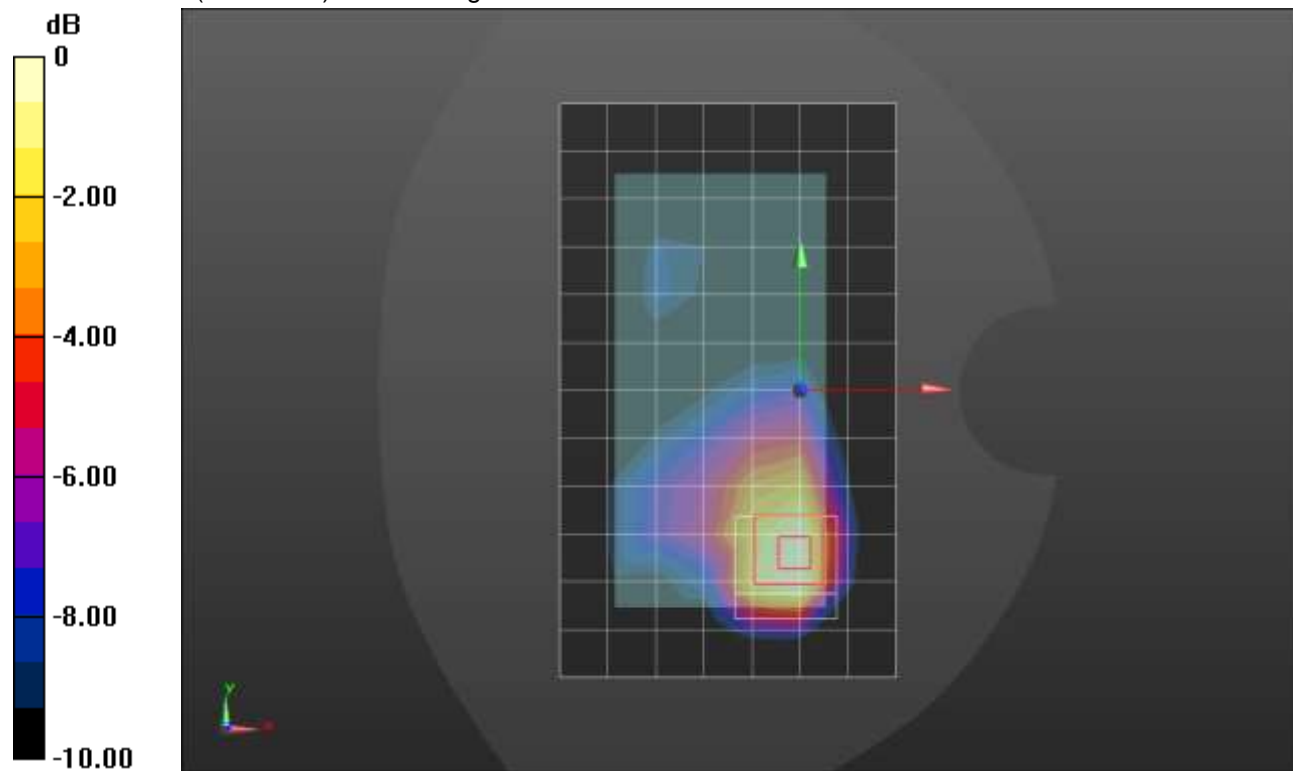
Frequency: 1860 MHz; Duty Cycle: 1:1; Room Ambient Temperature: 24.0°C; Liquid Temperature: 23.0°C  
 Medium parameters used:  $f = 1860 \text{ MHz}$ ;  $\sigma = 1.373 \text{ S/m}$ ;  $\epsilon_r = 38.913$ ;  $\rho = 1000 \text{ kg/m}^3$

DASY5 Configuration:

- Area Scan Setting: Find Secondary Maximum Within: 2.0 dB and with a peak SAR value greater than 0.0012W/kg
- Electronics: DAE4 Sn1359; Calibrated: 1/28/2021
- Probe: EX3DV4 - SN3772; ConvF(7.33, 7.33, 7.33) @ 1860 MHz; Calibrated: 2/25/2021
- Sensor-Surface: 2.5mm (Mechanical Surface Detection)
- Phantom: Twin-SAM V8.0 (20deg probe tilt); Type: QD 000 P41 AA; Serial: 1948

**Rear/QPSK RB 50,24 Ch 26140/Area Scan (8x13x1):** Measurement grid: dx=15mm, dy=15mm  
 Maximum value of SAR (measured) = 1.11 W/kg

**Rear/QPSK RB 50,24 Ch 26140/Zoom Scan (5x5x7)/Cube 0:** Measurement grid: dx=8mm, dy=8mm, dz=5mm  
 Reference Value = 28.72 V/m; Power Drift = -0.00 dB  
 Peak SAR (extrapolated) = 1.71 W/kg  
**SAR(1 g) = 0.831 W/kg; SAR(10 g) = 0.454 W/kg**  
 Smallest distance from peaks to all points 3 dB below = 9.3 mm  
 Ratio of SAR at M2 to SAR at M1 = 45.4%  
 Maximum value of SAR (measured) = 1.04 W/kg



0 dB = 1.04 W/kg = 0.17 dBW/kg

### LTE Band 25 ANT 3

Frequency: 1905 MHz; Duty Cycle: 1:1; Room Ambient Temperature: 24.0°C; Liquid Temperature: 23.0°C  
 Medium parameters used:  $f = 1905 \text{ MHz}$ ;  $\sigma = 1.455 \text{ S/m}$ ;  $\epsilon_r = 39.476$ ;  $\rho = 1000 \text{ kg/m}^3$

DASY5 Configuration:

- Area Scan Setting: Find Secondary Maximum Within: 2.0 dB and with a peak SAR value greater than 0.0012W/kg
- Electronics: DAE4 Sn1359; Calibrated: 1/28/2021
- Probe: EX3DV4 - SN3772; ConvF(7.33, 7.33, 7.33) @ 1905 MHz; Calibrated: 2/25/2021
- Sensor-Surface: 2.5mm (Mechanical Surface Detection)
- Phantom: Twin-SAM V8.0 (20deg probe tilt); Type: QD 000 P41 AA; Serial: 1948

**Edge 4/QPSK RB 50,24 Ch 26590/Area Scan (5x12x1):** Measurement grid:  $dx=15\text{mm}$ ,  $dy=15\text{mm}$   
 Maximum value of SAR (measured) = 1.11 W/kg

**Edge 4/QPSK RB 50,24 Ch 26590/Zoom Scan (5x5x7)/Cube 0:** Measurement grid:  $dx=8\text{mm}$ ,  $dy=8\text{mm}$ ,  $dz=5\text{mm}$

Reference Value = 28.11 V/m; Power Drift = 0.00 dB

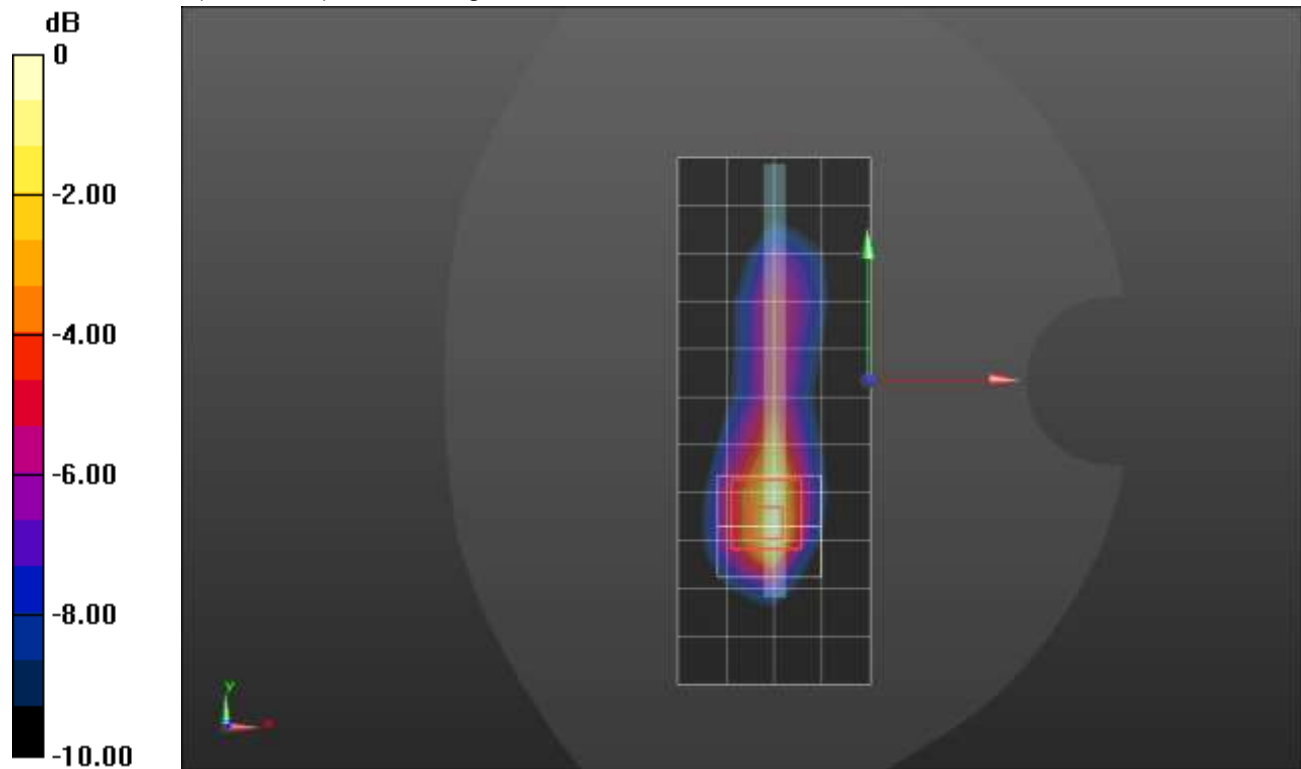
Peak SAR (extrapolated) = 1.78 W/kg

**SAR(1 g) = 0.901 W/kg; SAR(10 g) = 0.440 W/kg**

Smallest distance from peaks to all points 3 dB below = 9.6 mm

Ratio of SAR at M2 to SAR at M1 = 52.8%

Maximum value of SAR (measured) = 1.25 W/kg



0 dB = 1.25 W/kg = 0.97 dBW/kg

### LTE Band 25 ANT 4

Frequency: 1860 MHz; Duty Cycle: 1:1; Room Ambient Temperature: 24.0°C; Liquid Temperature: 23.0°C  
 Medium parameters used:  $f = 1860 \text{ MHz}$ ;  $\sigma = 1.428 \text{ S/m}$ ;  $\epsilon_r = 39.505$ ;  $\rho = 1000 \text{ kg/m}^3$

DASY5 Configuration:

- Area Scan Setting: Find Secondary Maximum Within: 2.0 dB and with a peak SAR value greater than 0.0012W/kg
- Electronics: DAE4 Sn1359; Calibrated: 1/28/2021
- Probe: EX3DV4 - SN3772; ConvF(7.33, 7.33, 7.33) @ 1860 MHz; Calibrated: 2/25/2021
- Sensor-Surface: 1.4mm (Mechanical Surface Detection (Locations From Previous Scan Used)), Sensor-Surface: 1.4mm (Mechanical Surface Detection)
- Phantom: Twin-SAM V8.0 (20deg probe tilt); Type: QD 000 P41 AA; Serial: 1948

**LHS/Touch\_QPSK RB 50,24 Ch 26140/Area Scan (8x12x1):** Measurement grid:  $dx=15\text{mm}$ ,  $dy=15\text{mm}$   
 Maximum value of SAR (measured) = 1.21 W/kg

**LHS/Touch\_QPSK RB 50,24 Ch 26140/Zoom Scan (5x5x7)/Cube 0:** Measurement grid:  $dx=8\text{mm}$ ,  $dy=8\text{mm}$ ,  $dz=5\text{mm}$

Reference Value = 25.05 V/m; Power Drift = 0.02 dB

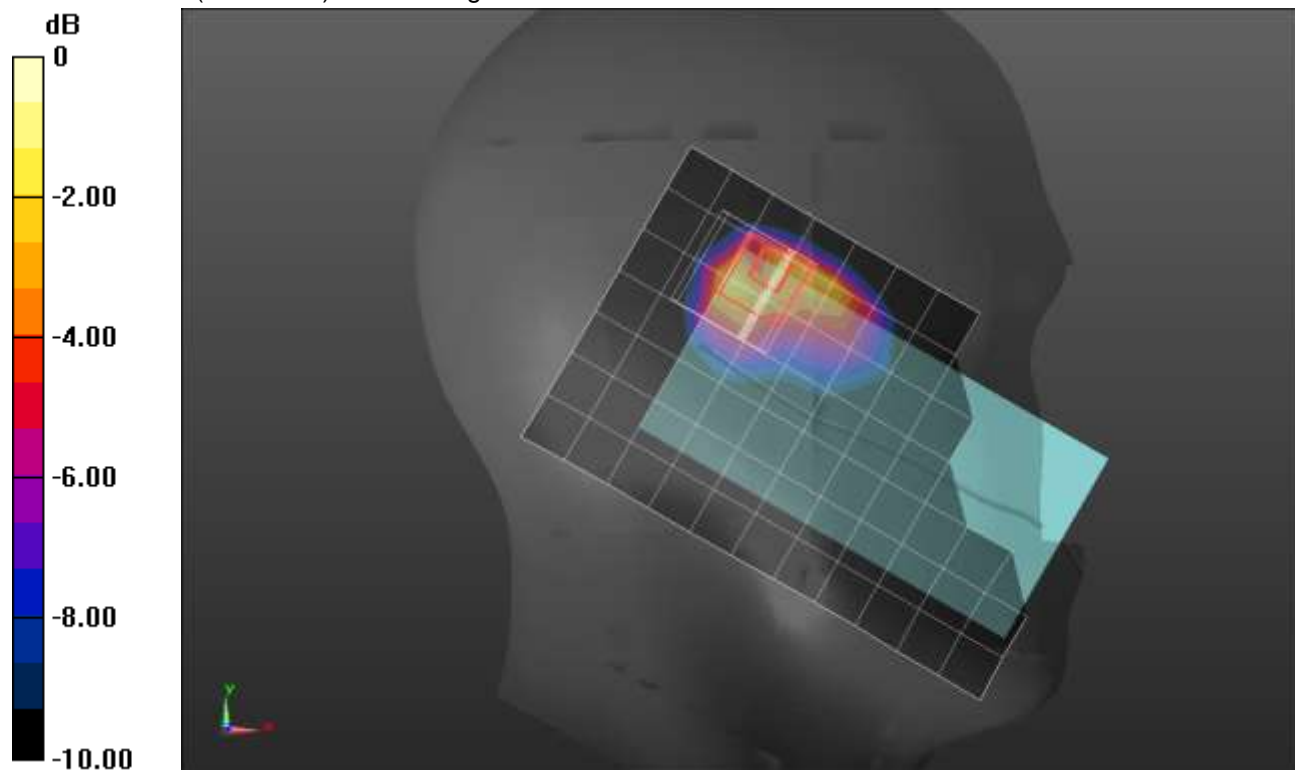
Peak SAR (extrapolated) = 2.21 W/kg

**SAR(1 g) = 0.917 W/kg; SAR(10 g) = 0.441 W/kg**

Smallest distance from peaks to all points 3 dB below = 6.6 mm

Ratio of SAR at M2 to SAR at M1 = 42.7%

Maximum value of SAR (measured) = 1.69 W/kg



0 dB = 1.69 W/kg = 2.28 dBW/kg

### LTE Band 25 ANT 4

Frequency: 1882.5 MHz; Duty Cycle: 1:1; Room Ambient Temperature: 24.0°C; Liquid Temperature: 23.0°C  
 Medium parameters used (interpolated):  $f = 1882.5$  MHz;  $\sigma = 1.442$  S/m;  $\epsilon_r = 39.459$ ;  $\rho = 1000$  kg/m<sup>3</sup>

DASY5 Configuration:

- Area Scan Setting: Find Secondary Maximum Within: 2.0 dB and with a peak SAR value greater than 0.0012W/kg
- Electronics: DAE4 Sn1359; Calibrated: 1/28/2021
- Probe: EX3DV4 - SN3772; ConvF(7.33, 7.33, 7.33) @ 1882.5 MHz; Calibrated: 2/25/2021
- Sensor-Surface: 2.5mm (Mechanical Surface Detection)
- Phantom: Twin-SAM V8.0 (20deg probe tilt); Type: QD 000 P41 AA; Serial: 1948

**Rear/QPSK RB 1,49 Ch 26365/Area Scan (8x13x1):** Measurement grid: dx=15mm, dy=15mm

[Info: Interpolated medium parameters used for SAR evaluation.](#)

Maximum value of SAR (measured) = 0.702 W/kg

**Rear/QPSK RB 1,49 Ch 26365/Zoom Scan (5x5x7)/Cube 0:** Measurement grid: dx=8mm, dy=8mm, dz=5mm

Reference Value = 22.34 V/m; Power Drift = -0.03 dB

Peak SAR (extrapolated) = 1.11 W/kg

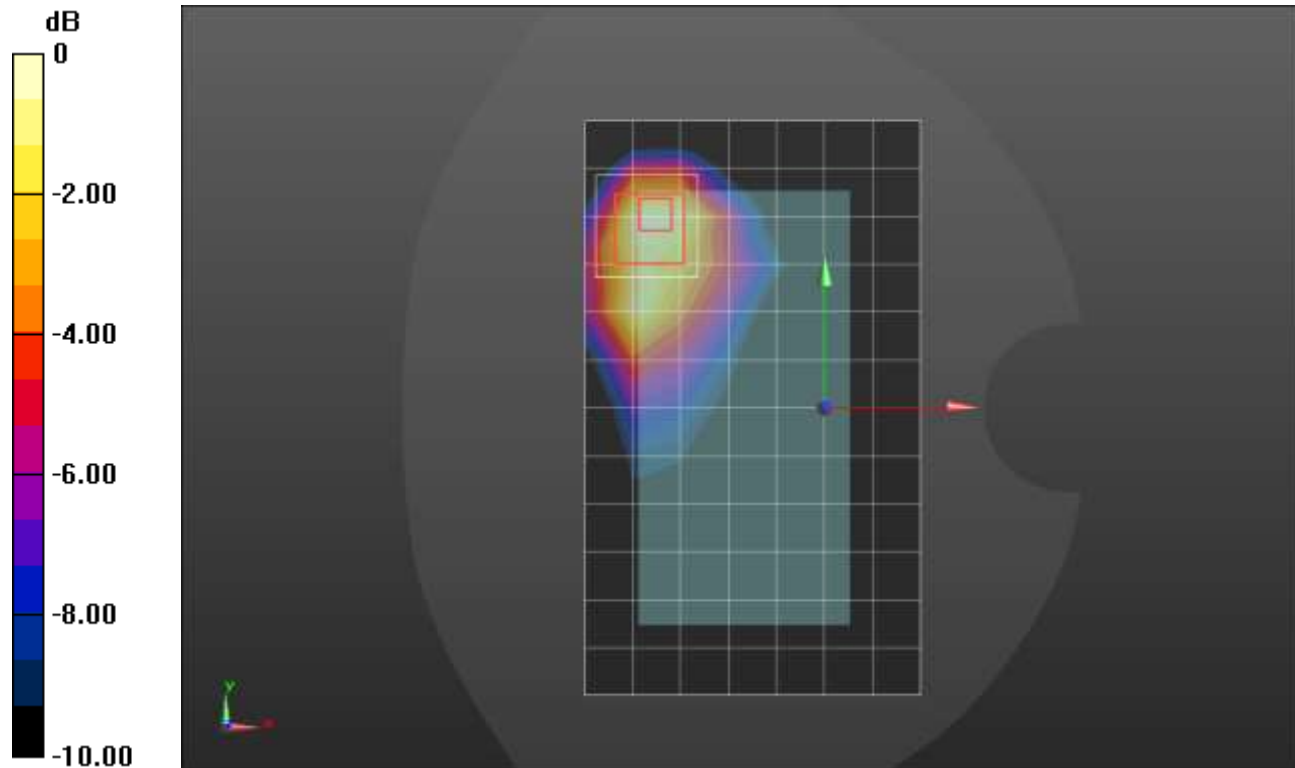
**SAR(1 g) = 0.516 W/kg; SAR(10 g) = 0.277 W/kg**

Smallest distance from peaks to all points 3 dB below = 8 mm

Ratio of SAR at M2 to SAR at M1 = 56.1%

[Info: Interpolated medium parameters used for SAR evaluation.](#)

Maximum value of SAR (measured) = 0.755 W/kg



0 dB = 0.755 W/kg = -1.22 dBW/kg

### LTE Band 25 ANT 4

Frequency: 1882.5 MHz; Duty Cycle: 1:1; Room Ambient Temperature: 24.0°C; Liquid Temperature: 23.0°C  
 Medium parameters used (interpolated):  $f = 1882.5$  MHz;  $\sigma = 1.442$  S/m;  $\epsilon_r = 39.459$ ;  $\rho = 1000$  kg/m<sup>3</sup>

DASY5 Configuration:

- Area Scan Setting: Find Secondary Maximum Within: 2.0 dB and with a peak SAR value greater than 0.0012W/kg
- Electronics: DAE4 Sn1359; Calibrated: 1/28/2021
- Probe: EX3DV4 - SN3772; ConvF(7.33, 7.33, 7.33) @ 1882.5 MHz; Calibrated: 2/25/2021
- Sensor-Surface: 2.5mm (Mechanical Surface Detection (Locations From Previous Scan Used)), Sensor-Surface: 2.5mm (Mechanical Surface Detection)
- Phantom: Twin-SAM V8.0 (20deg probe tilt); Type: QD 000 P41 AA; Serial: 1948

**Edge 2/QPSK RB 50,24 Ch 26365/Area Scan (5x13x1):** Measurement grid: dx=15mm, dy=15mm

[Info: Interpolated medium parameters used for SAR evaluation.](#)

Maximum value of SAR (measured) = 1.02 W/kg

**Edge 2/QPSK RB 50,24 Ch 26365/Zoom Scan (5x5x7)/Cube 0:** Measurement grid: dx=8mm, dy=8mm, dz=5mm

Reference Value = 26.77 V/m; Power Drift = 0.00 dB

Peak SAR (extrapolated) = 1.62 W/kg

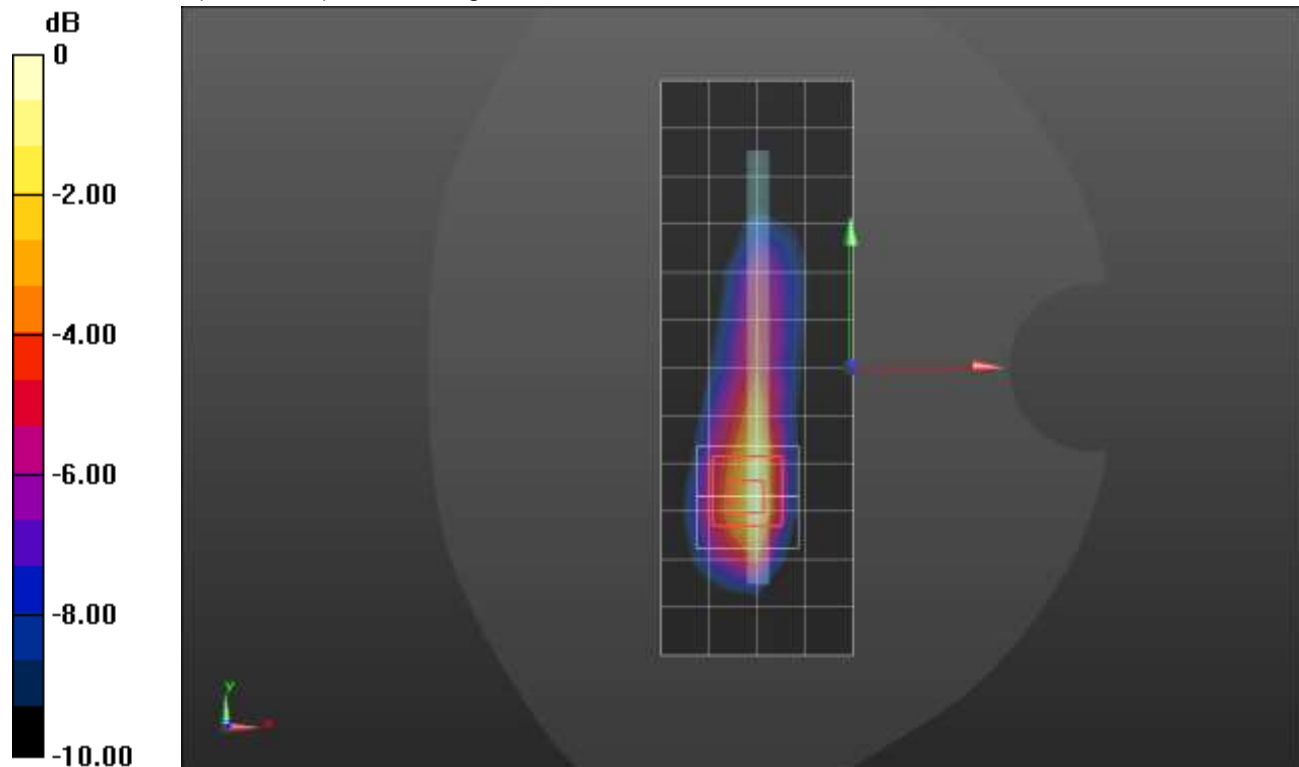
**SAR(1 g) = 0.848 W/kg; SAR(10 g) = 0.417 W/kg**

Smallest distance from peaks to all points 3 dB below = 8 mm

Ratio of SAR at M2 to SAR at M1 = 55.1%

[Info: Interpolated medium parameters used for SAR evaluation.](#)

Maximum value of SAR (measured) = 1.18 W/kg



0 dB = 1.18 W/kg = 0.72 dBW/kg



### LTE Band 26 ANT 1

Frequency: 831.5 MHz; Duty Cycle: 1:1; Room Ambient Temperature: 24.0°C; Liquid Temperature: 23.0°C  
 Medium parameters used (interpolated):  $f = 831.5$  MHz;  $\sigma = 0.881$  S/m;  $\epsilon_r = 40.716$ ;  $\rho = 1000$  kg/m<sup>3</sup>

DASY5 Configuration:

- Area Scan Setting: Find Secondary Maximum Within: 2.0 dB and with a peak SAR value greater than 0.0012W/kg
- Electronics: DAE4 Sn1545; Calibrated: 2/22/2021
- Probe: EX3DV4 - SN7448; ConvF(9.76, 9.76, 9.76) @ 831.5 MHz; Calibrated: 2/26/2021
- Sensor-Surface: 1.4mm (Mechanical Surface Detection), Sensor-Surface: 2.5mm (Mechanical Surface Detection)
- Phantom: SAM with CRP v5.0; Type: QD000P40CD; Serial: TP:xxxx

### RHS/Touch\_QPSK\_RB 1,25\_ch. 26865/Area Scan (8x12x1):

Measurement grid: dx=15mm, dy=15mm  
[Info: Interpolated medium parameters used for SAR evaluation.](#)

Maximum value of SAR (measured) = 0.309 W/kg

### RHS/Touch\_QPSK\_RB 1,25\_ch. 26865/Zoom Scan (7x6x7)/Cube 0:

Measurement grid: dx=8mm, dy=8mm, dz=5mm


Reference Value = 17.91 V/m; Power Drift = -0.03 dB

Peak SAR (extrapolated) = 0.345 W/kg

**SAR(1 g) = 0.257 W/kg; SAR(10 g) = 0.190 W/kg**

[Info: Interpolated medium parameters used for SAR evaluation.](#)

Maximum value of SAR (measured) = 0.292 W/kg



0 dB = 0.292 W/kg = -5.35 dBW/kg

### LTE Band 26 ANT 1

Frequency: 831.5 MHz; Duty Cycle: 1:1; Room Ambient Temperature: 24.0°C; Liquid Temperature: 23.0°C  
 Medium parameters used (interpolated):  $f = 831.5$  MHz;  $\sigma = 0.881$  S/m;  $\epsilon_r = 40.716$ ;  $\rho = 1000$  kg/m<sup>3</sup>

DASY5 Configuration:

- Area Scan Setting: Find Secondary Maximum Within: 2.0 dB and with a peak SAR value greater than 0.0012W/kg
- Electronics: DAE4 Sn1545; Calibrated: 2/22/2021
- Probe: EX3DV4 - SN7448; ConvF(9.76, 9.76, 9.76) @ 831.5 MHz; Calibrated: 2/26/2021
- Sensor-Surface: 2.5mm (Mechanical Surface Detection)
- Phantom: SAM with CRP v5.0; Type: QD000P40CD; Serial: TP:xxxx

**Rear/QPSK\_RB 1,25\_ch. 26865/Area Scan (8x12x1):** Measurement grid: dx=15mm, dy=15mm

[Info: Interpolated medium parameters used for SAR evaluation.](#)

Maximum value of SAR (measured) = 0.693 W/kg

**Rear/QPSK\_RB 1,25\_ch. 26865/Zoom Scan (5x6x7)/Cube 0:** Measurement grid: dx=8mm, dy=8mm, dz=5mm

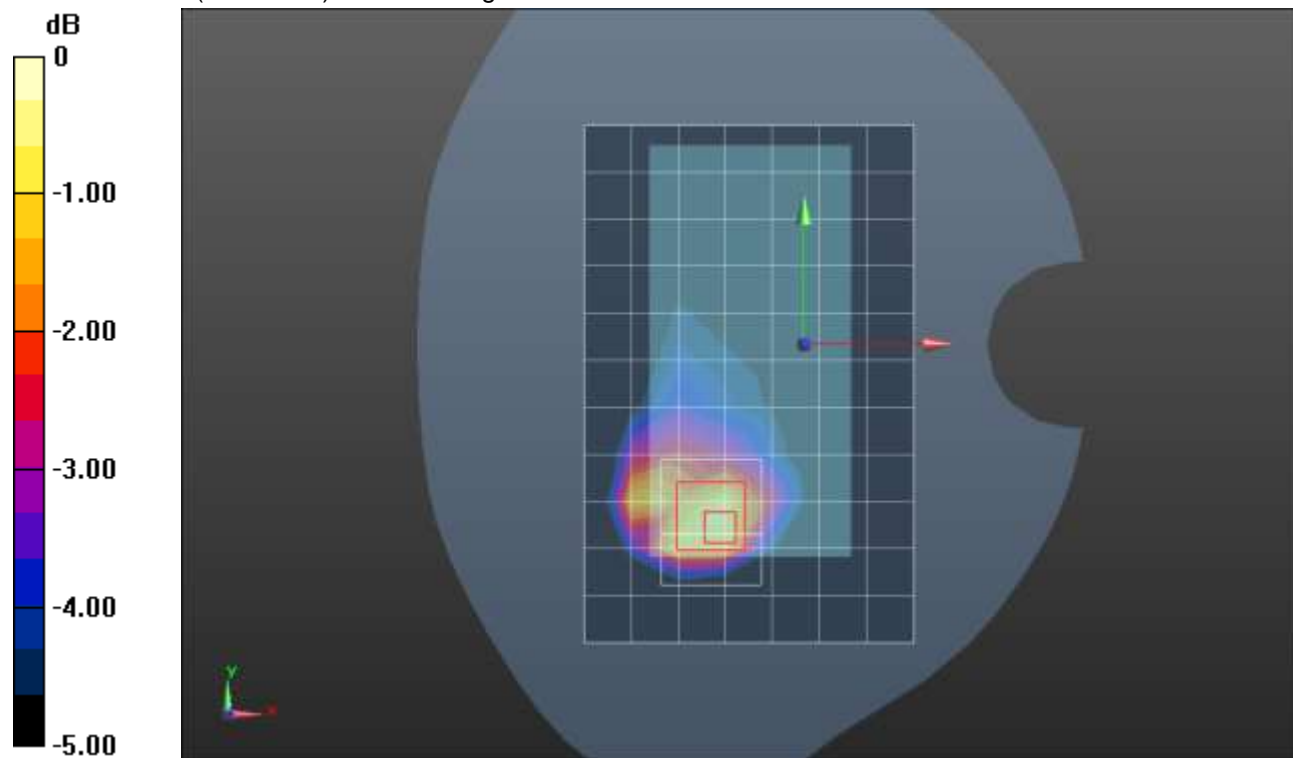
Reference Value = 30.51 V/m; Power Drift = -0.12 dB

Peak SAR (extrapolated) = 1.20 W/kg

**SAR(1 g) = 0.583 W/kg; SAR(10 g) = 0.323 W/kg**

[Info: Interpolated medium parameters used for SAR evaluation.](#)

Maximum value of SAR (measured) = 0.796 W/kg



0 dB = 0.796 W/kg = -0.99 dBW/kg

### LTE Band 26 ANT 1

Frequency: 831.5 MHz; Duty Cycle: 1:1; Room Ambient Temperature: 24.0°C; Liquid Temperature: 23.0°C  
 Medium parameters used (interpolated):  $f = 831.5$  MHz;  $\sigma = 0.925$  S/m;  $\epsilon_r = 41.109$ ;  $\rho = 1000$  kg/m<sup>3</sup>

DASY5 Configuration:

- Area Scan Setting: Find Secondary Maximum Within: 2.0 dB and with a peak SAR value greater than 0.0012W/kg
- Electronics: DAE4 Sn1434; Calibrated: 10/12/2020
- Probe: EX3DV4 - SN3686; ConvF(9.3, 9.3, 9.3); Calibrated: 9/21/2020;
- Sensor-Surface: 2.5mm (Mechanical Surface Detection)
- Phantom: SAM with CRP v4.0; Type: QD000P40CC; Serial: TP:xxxx

**Edge 2/QPSK\_RB 1,25\_ch. 26865/Area Scan (6x14x1):** Measurement grid: dx=15mm, dy=15mm

[Info: Interpolated medium parameters used for SAR evaluation.](#)

Maximum value of SAR (measured) = 0.811 W/kg

**Edge 2/QPSK\_RB 1,25\_ch. 26865/Zoom Scan (5x5x7)/Cube 0:** Measurement grid: dx=8mm, dy=8mm, dz=5mm

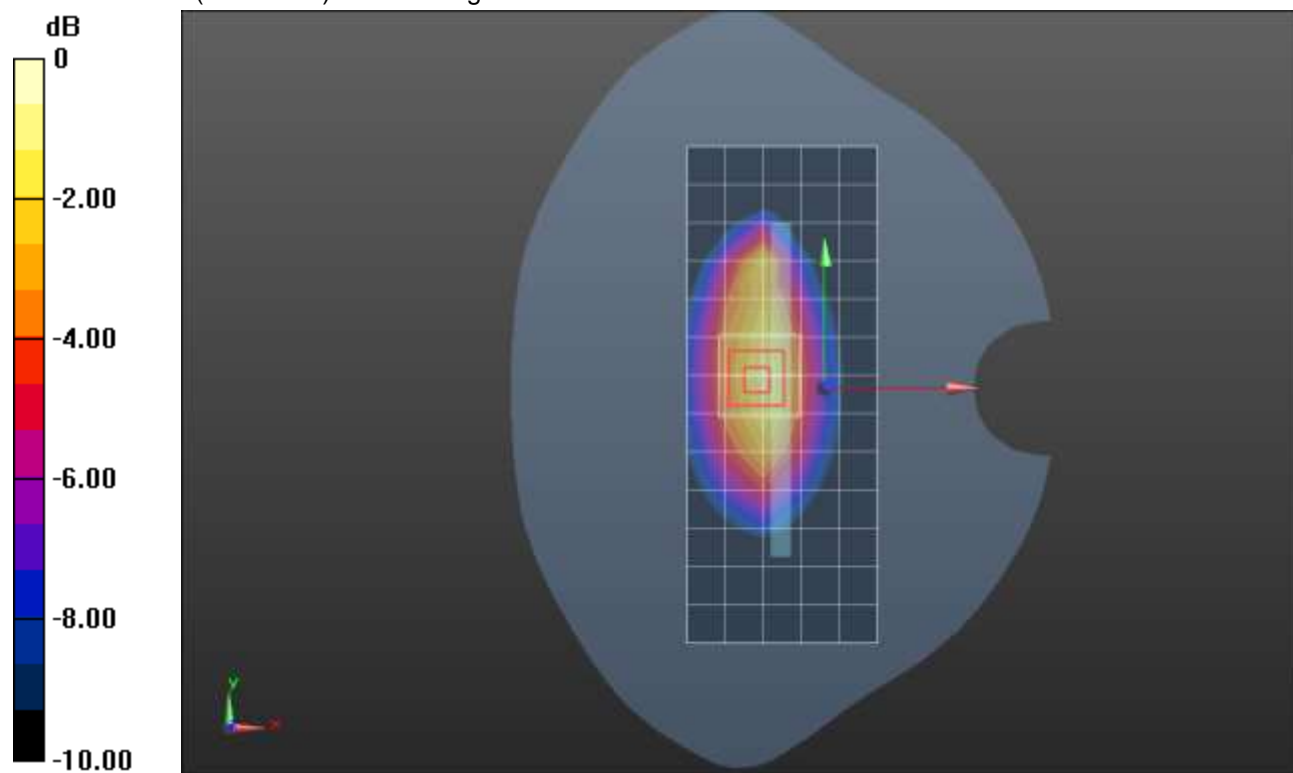
Reference Value = 30.295 V/m; Power Drift = -0.04 dB

Peak SAR (extrapolated) = 1.30 W/kg

**SAR(1 g) = 0.818 W/kg; SAR(10 g) = 0.521 W/kg**

[Info: Interpolated medium parameters used for SAR evaluation.](#)

Maximum value of SAR (measured) = 1.02 W/kg



0 dB = 1.02 W/kg = 0.09 dBW/kg

## LTE Band 26 ANT 2

Frequency: 831.5 MHz; Duty Cycle: 1:1; Room Ambient Temperature: 24.0°C; Liquid Temperature: 23.0°C  
 Medium parameters used (interpolated):  $f = 831.5$  MHz;  $\sigma = 0.911$  S/m;  $\epsilon_r = 41.077$ ;  $\rho = 1000$  kg/m<sup>3</sup>

DASY5 Configuration:

- Area Scan Setting: Find Secondary Maximum Within: 2.0 dB and with a peak SAR value greater than 0.0012W/kg
- Electronics: DAE4 Sn1434; Calibrated: 10/12/2020
- Probe: EX3DV4 - SN3686; ConvF(9.3, 9.3, 9.3); Calibrated: 9/21/2020;
- Sensor-Surface: 1.4mm (Mechanical Surface Detection), Sensor-Surface: 2.5mm (Mechanical Surface Detection)
- Phantom: SAM B with CRP; Type: SAM; Serial: 1751

### LHS/Touch\_QPSK\_RB 1,25\_ch. 26865/Area Scan (8x12x1): Measurement grid: dx=15mm, dy=15mm

[Info: Interpolated medium parameters used for SAR evaluation.](#)

Maximum value of SAR (measured) = 1.15 W/kg

### LHS/Touch\_QPSK\_RB 1,25\_ch. 26865/Zoom Scan (5x5x7)/Cube 0: Measurement grid: dx=8mm, dy=8mm, dz=5mm

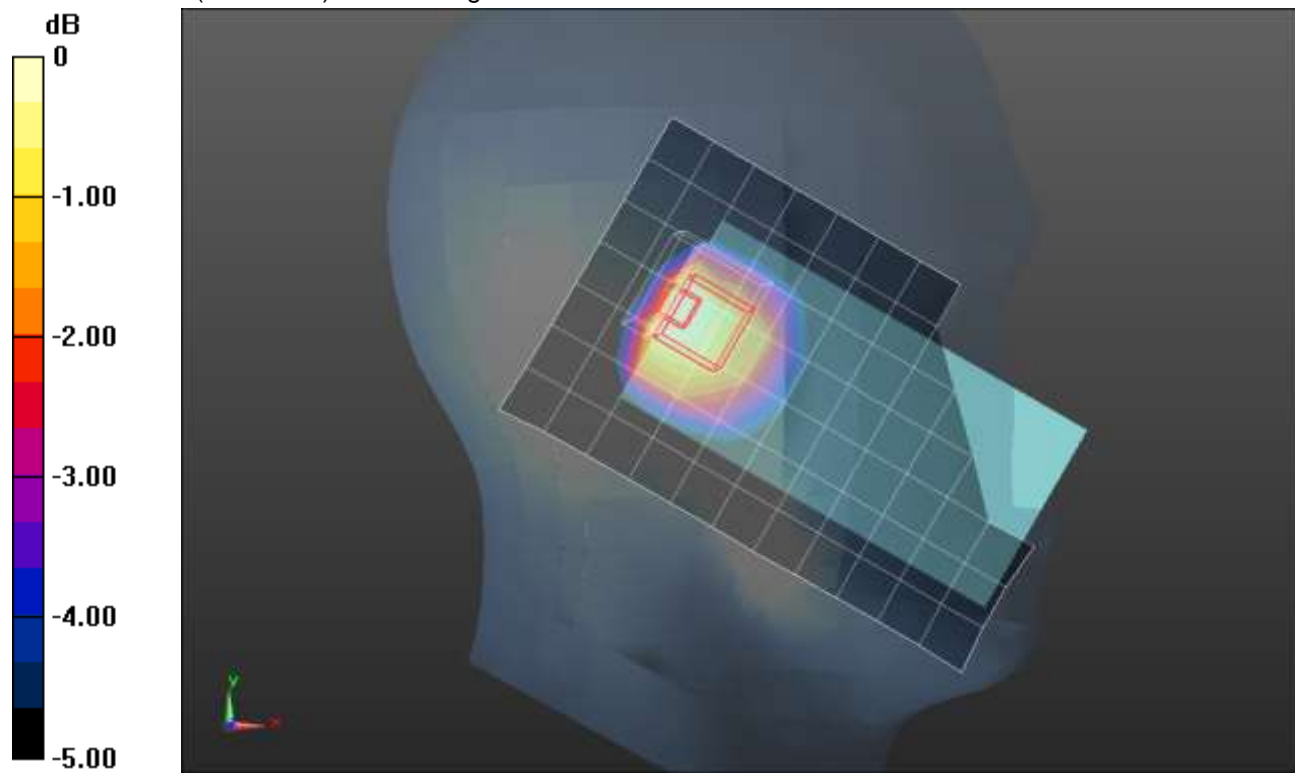
Reference Value = 31.781 V/m; Power Drift = -0.00 dB

Peak SAR (extrapolated) = 1.65 W/kg

**SAR(1 g) = 0.788 W/kg; SAR(10 g) = 0.525 W/kg**

[Info: Interpolated medium parameters used for SAR evaluation.](#)

Maximum value of SAR (measured) = 1.05 W/kg



0 dB = 1.05 W/kg = 0.21 dBW/kg

## LTE Band 26 ANT 2

Frequency: 831.5 MHz; Duty Cycle: 1:1; Room Ambient Temperature: 24.0°C; Liquid Temperature: 23.0°C  
 Medium parameters used (interpolated):  $f = 831.5$  MHz;  $\sigma = 0.911$  S/m;  $\epsilon_r = 41.077$ ;  $\rho = 1000$  kg/m<sup>3</sup>

DASY5 Configuration:

- Area Scan Setting: Find Secondary Maximum Within: 2.0 dB and with a peak SAR value greater than 0.0012W/kg
- Electronics: DAE4 Sn1434; Calibrated: 10/12/2020
- Probe: EX3DV4 - SN3686; ConvF(9.3, 9.3, 9.3); Calibrated: 9/21/2020;
- Sensor-Surface: 2.5mm (Mechanical Surface Detection)
- Phantom: SAM B with CRP; Type: SAM; Serial: 1751

**Rear/QPSK\_RB 1,25\_ch. 26865/Area Scan (8x12x1):** Measurement grid: dx=15mm, dy=15mm

[Info: Interpolated medium parameters used for SAR evaluation.](#)

Maximum value of SAR (measured) = 0.613 W/kg

**Rear/QPSK\_RB 1,25\_ch. 26865/Zoom Scan (6x6x7)/Cube 0:** Measurement grid: dx=8mm, dy=8mm, dz=5mm

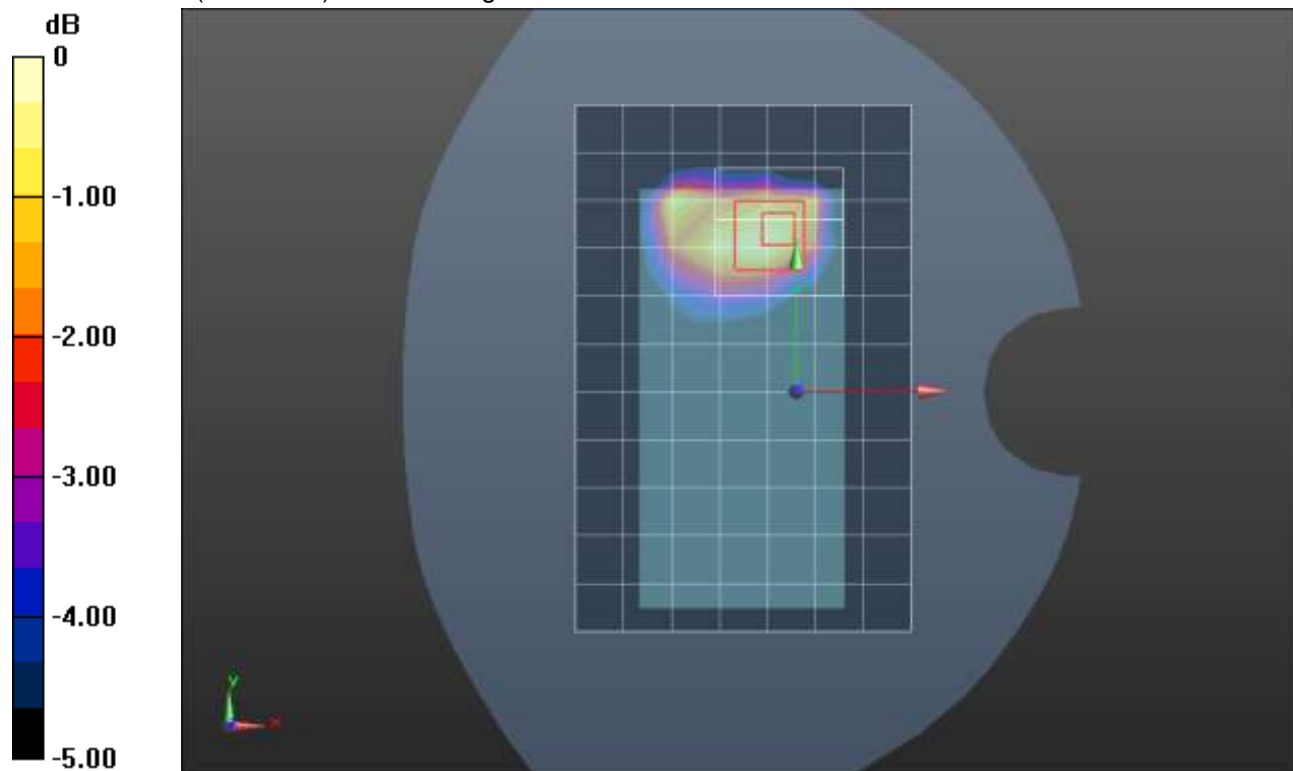
Reference Value = 27.296 V/m; Power Drift = 0.01 dB

Peak SAR (extrapolated) = 0.922 W/kg

**SAR(1 g) = 0.528 W/kg; SAR(10 g) = 0.317 W/kg**

[Info: Interpolated medium parameters used for SAR evaluation.](#)

Maximum value of SAR (measured) = 0.650 W/kg



0 dB = 0.650 W/kg = -1.87 dBW/kg

### LTE Band 30 ANT 1

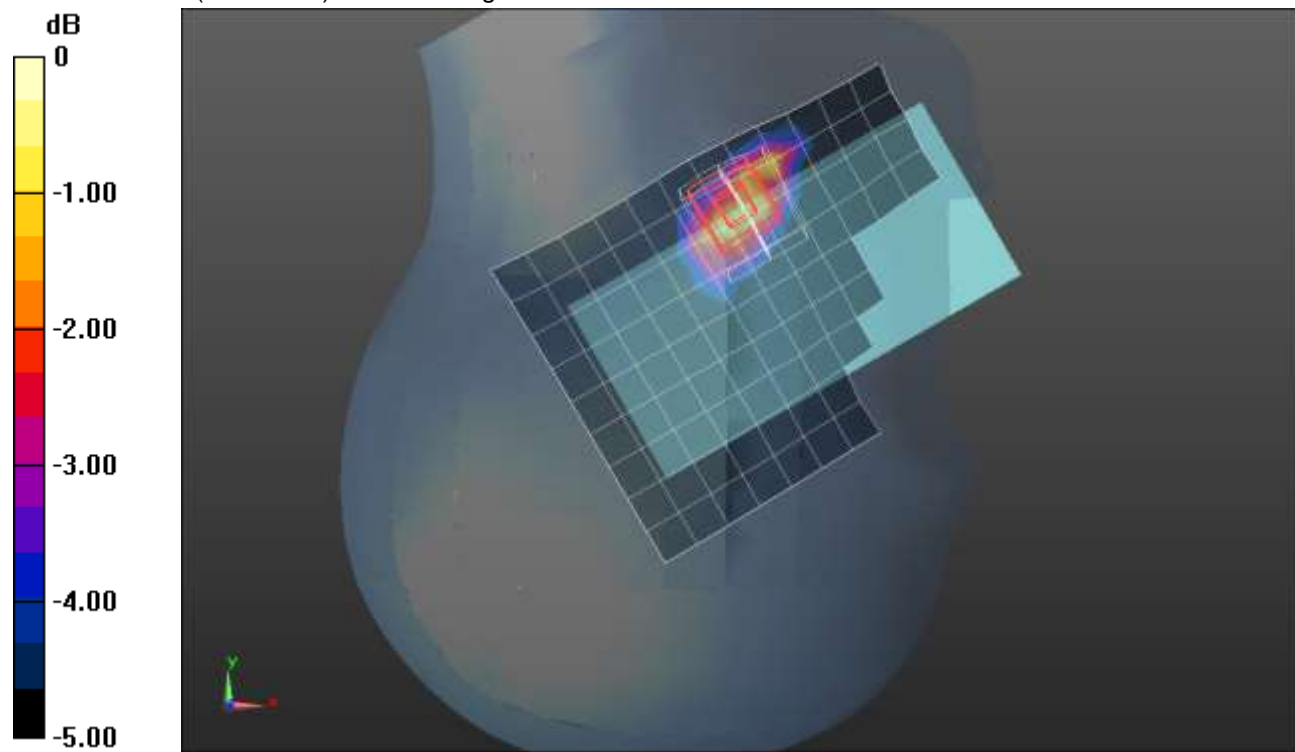
Frequency: 2310 MHz; Duty Cycle: 1:1; Room Ambient Temperature: 24.0°C; Liquid Temperature: 23.0°C  
 Medium parameters used:  $f = 2310 \text{ MHz}$ ;  $\sigma = 1.67 \text{ S/m}$ ;  $\epsilon_r = 38.348$ ;  $\rho = 1000 \text{ kg/m}^3$

DASY5 Configuration:

- Area Scan Setting: Find Secondary Maximum Within: 2.0 dB and with a peak SAR value greater than 0.0012W/kg
- Electronics: DAE4 Sn1547; Calibrated: 4/19/2021
- Probe: EX3DV4 - SN7482; ConvF(7.52, 7.52, 7.52) @ 2310 MHz; Calibrated: 4/26/2021
- Sensor-Surface: 1.4mm (Mechanical Surface Detection)
- Phantom: SAM (B); Type: QD000P40CD; Serial: 1632

**RHS/Touch\_QPSK RB 1,25 Ch 27710/Area Scan (10x13x1):** Measurement grid: dx=12mm, dy=12mm  
 Maximum value of SAR (measured) = 0.773 W/kg

**RHS/Touch\_QPSK RB 1,25 Ch 27710/Zoom Scan (7x7x7)/Cube 0:** Measurement grid: dx=5mm, dy=5mm, dz=5mm  
 Reference Value = 20.11 V/m; Power Drift = 0.04 dB  
 Peak SAR (extrapolated) = 1.08 W/kg  
**SAR(1 g) = 0.614 W/kg; SAR(10 g) = 0.331 W/kg**  
 Smallest distance from peaks to all points 3 dB below = 8.5 mm  
 Ratio of SAR at M2 to SAR at M1 = 53.4%  
 Maximum value of SAR (measured) = 0.881 W/kg



0 dB = 0.881 W/kg = -0.55 dBW/kg

### LTE Band 30 ANT 1

Frequency: 2310 MHz; Duty Cycle: 1:1; Room Ambient Temperature: 24.0°C; Liquid Temperature: 23.0°C  
 Medium parameters used:  $f = 2310 \text{ MHz}$ ;  $\sigma = 1.63 \text{ S/m}$ ;  $\epsilon_r = 38.952$ ;  $\rho = 1000 \text{ kg/m}^3$

DASY5 Configuration:

- Area Scan Setting: Find Secondary Maximum Within: 2.0 dB and with a peak SAR value greater than 0.0012W/kg
- Electronics: DAE4 Sn1547; Calibrated: 4/19/2021
- Probe: EX3DV4 - SN7482; ConvF(7.52, 7.52, 7.52) @ 2310 MHz; Calibrated: 4/26/2021
- Sensor-Surface: 1.4mm (Mechanical Surface Detection), Sensor-Surface: 2.5mm (Mechanical Surface Detection)
- Phantom: SAM (B); Type: QD000P40CD; Serial: 1632

**Rear/QPSK RB 25,12 ch 27710/Area Scan (11x16x1):** Measurement grid: dx=12mm, dy=12mm  
 Maximum value of SAR (measured) = 1.31 W/kg

**Rear/QPSK RB 25,12 ch 27710/Zoom Scan (7x7x7)/Cube 0:** Measurement grid: dx=5mm, dy=5mm, dz=5mm

Reference Value = 25.77 V/m; Power Drift = 0.11 dB

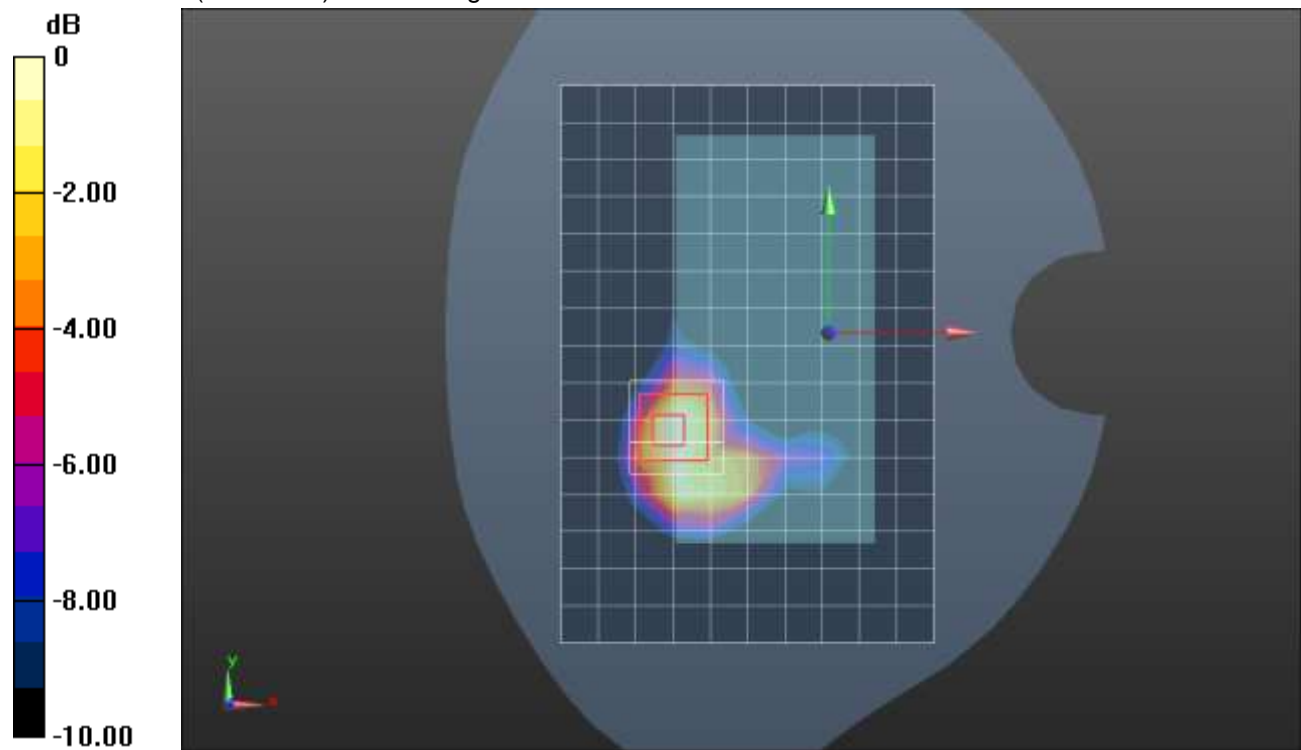
Peak SAR (extrapolated) = 1.80 W/kg

**SAR(1 g) = 0.722 W/kg; SAR(10 g) = 0.305 W/kg**

Smallest distance from peaks to all points 3 dB below = 6.3 mm

Ratio of SAR at M2 to SAR at M1 = 43.2%

Maximum value of SAR (measured) = 1.07 W/kg



0 dB = 1.07 W/kg = 0.29 dBW/kg



### LTE Band 30 ANT 1

Frequency: 2310 MHz; Duty Cycle: 1:1; Room Ambient Temperature: 24.0°C; Liquid Temperature: 23.0°C  
 Medium parameters used:  $f = 2310 \text{ MHz}$ ;  $\sigma = 1.683 \text{ S/m}$ ;  $\epsilon_r = 38.837$ ;  $\rho = 1000 \text{ kg/m}^3$

DASY5 Configuration:

- Area Scan Setting: Find Secondary Maximum Within: 2.0 dB and with a peak SAR value greater than 0.0012W/kg
- Electronics: DAE4 Sn1547; Calibrated: 4/19/2021
- Probe: EX3DV4 - SN7482; ConvF(7.52, 7.52, 7.52) @ 2310 MHz; Calibrated: 4/26/2021
- Sensor-Surface: 2.5mm (Mechanical Surface Detection (Locations From Previous Scan Used)), Sensor-Surface: 2.5mm (Mechanical Surface Detection)
- Phantom: SAM (B); Type: QD000P40CD; Serial: 1632

**Edge 2/QPSK RB 25,12 ch 27710/Area Scan (7x16x1):** Measurement grid: dx=12mm, dy=12mm  
 Maximum value of SAR (measured) = 0.884 W/kg

**Edge 2/QPSK RB 25,12 ch 27710/Zoom Scan (7x7x7)/Cube 0:** Measurement grid: dx=5mm, dy=5mm, dz=5mm

Reference Value = 21.93 V/m; Power Drift = 0.14 dB

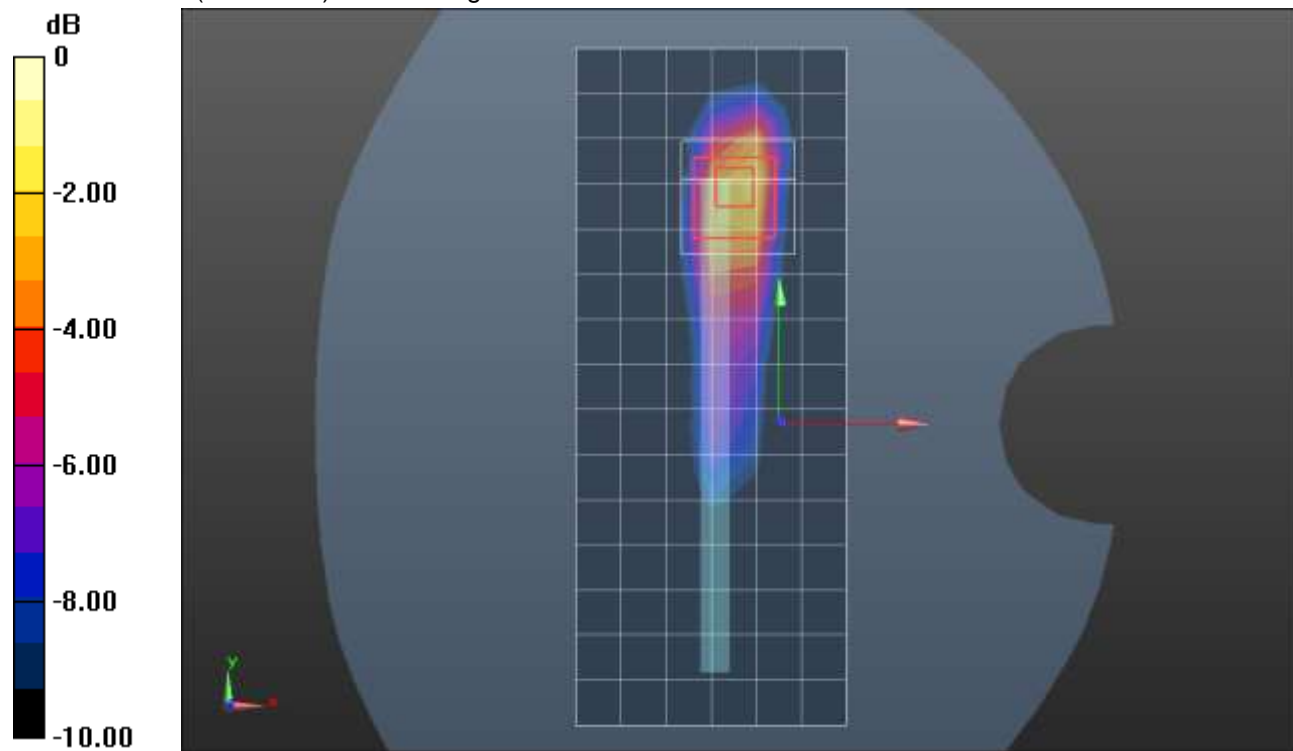
Peak SAR (extrapolated) = 1.92 W/kg

**SAR(1 g) = 0.866 W/kg; SAR(10 g) = 0.369 W/kg**

Smallest distance from peaks to all points 3 dB below = 7 mm

Ratio of SAR at M2 to SAR at M1 = 47.7%

Maximum value of SAR (measured) = 1.28 W/kg



0 dB = 1.28 W/kg = 1.07 dBW/kg



## LTE Band 30 ANT 2

Frequency: 2310 MHz; Duty Cycle: 1:1; Room Ambient Temperature: 24.0°C; Liquid Temperature: 23.0°C

Medium parameters used:  $f = 2310$  MHz;  $\sigma = 1.63$  S/m;  $\epsilon_r = 38.952$ ;  $\rho = 1000$  kg/m<sup>3</sup>

DASY5 Configuration:

- Area Scan Setting: Find Secondary Maximum Within: 2.0 dB and with a peak SAR value greater than 0.0012W/kg
- Electronics: DAE4 Sn1547; Calibrated: 4/19/2021
- Probe: EX3DV4 - SN7482; ConvF(7.52, 7.52, 7.52) @ 2310 MHz; Calibrated: 4/26/2021
- Sensor-Surface: 1.4mm (Mechanical Surface Detection)
- Phantom: SAM (B); Type: QD000P40CD; Serial: 1632

**RHS/Touch\_QPSK RB 50,0 ch 27710/Area Scan (10x16x1):** Measurement grid: dx=12mm, dy=12mm

Maximum value of SAR (measured) = 1.53 W/kg

**RHS/Touch\_QPSK RB 50,0 ch 27710/Zoom Scan (7x7x7)/Cube 0:** Measurement grid: dx=5mm, dy=5mm, dz=5mm

Reference Value = 25.40 V/m; Power Drift = 0.07 dB

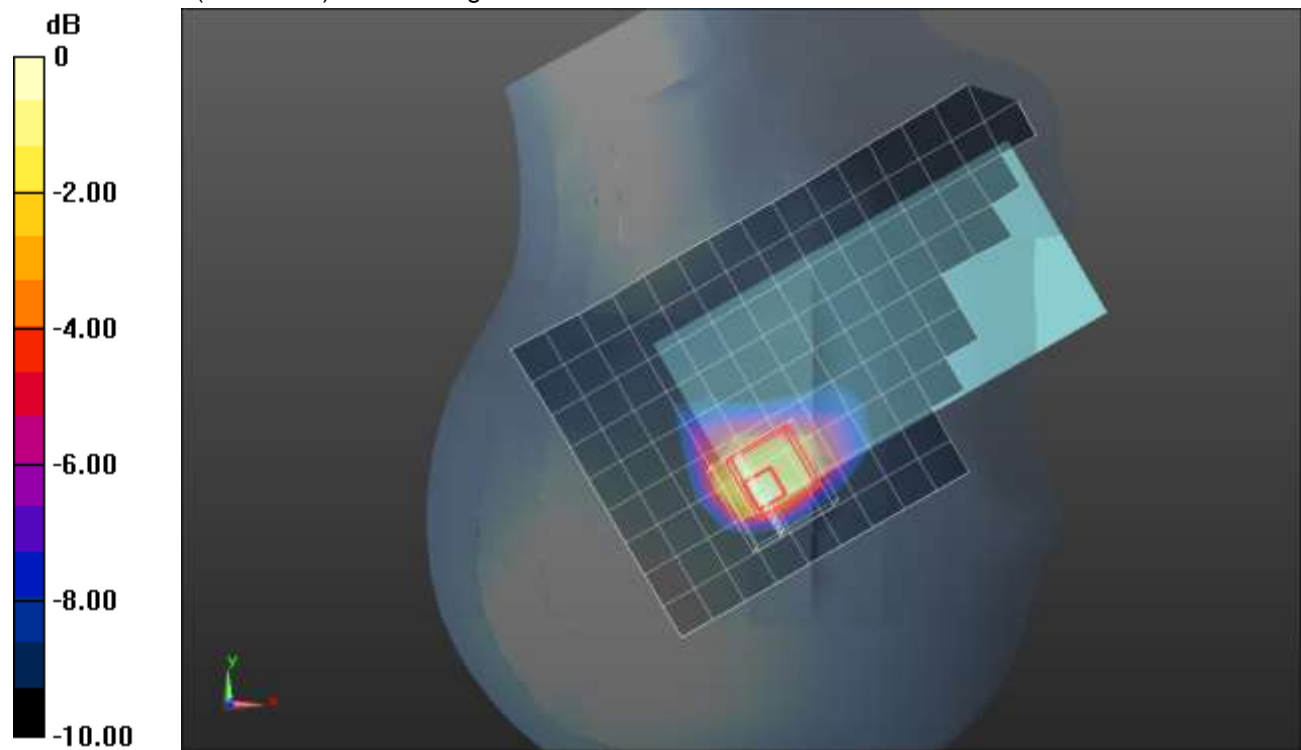
Peak SAR (extrapolated) = 2.25 W/kg

**SAR(1 g) = 0.903 W/kg; SAR(10 g) = 0.438 W/kg**

Smallest distance from peaks to all points 3 dB below = 6.7 mm

Ratio of SAR at M2 to SAR at M1 = 39.5%

Maximum value of SAR (measured) = 1.71 W/kg



0 dB = 1.71 W/kg = 2.33 dBW/kg

## LTE Band 30 ANT 2

Frequency: 2310 MHz; Duty Cycle: 1:1; Room Ambient Temperature: 24.0°C; Liquid Temperature: 23.0°C  
 Medium parameters used:  $f = 2310 \text{ MHz}$ ;  $\sigma = 1.63 \text{ S/m}$ ;  $\epsilon_r = 38.952$ ;  $\rho = 1000 \text{ kg/m}^3$

DASY5 Configuration:

- Area Scan Setting: Find Secondary Maximum Within: 2.0 dB and with a peak SAR value greater than 0.0012W/kg
- Electronics: DAE4 Sn1547; Calibrated: 4/19/2021
- Probe: EX3DV4 - SN7482; ConvF(7.52, 7.52, 7.52) @ 2310 MHz; Calibrated: 4/26/2021
- Sensor-Surface: 1.4mm (Mechanical Surface Detection), Sensor-Surface: 2.5mm (Mechanical Surface Detection)
- Phantom: SAM (B); Type: QD000P40CD; Serial: 1632

**Rear/QPSK RB 1,25 ch 27710/Area Scan (10x16x1):** Measurement grid:  $dx=12\text{mm}$ ,  $dy=12\text{mm}$   
 Maximum value of SAR (measured) = 1.24 W/kg

**Rear/QPSK RB 1,25 ch 27710/Zoom Scan (8x7x7)/Cube 0:** Measurement grid:  $dx=5\text{mm}$ ,  $dy=5\text{mm}$ ,  $dz=5\text{mm}$

Reference Value = 16.39 V/m; Power Drift = -0.16 dB

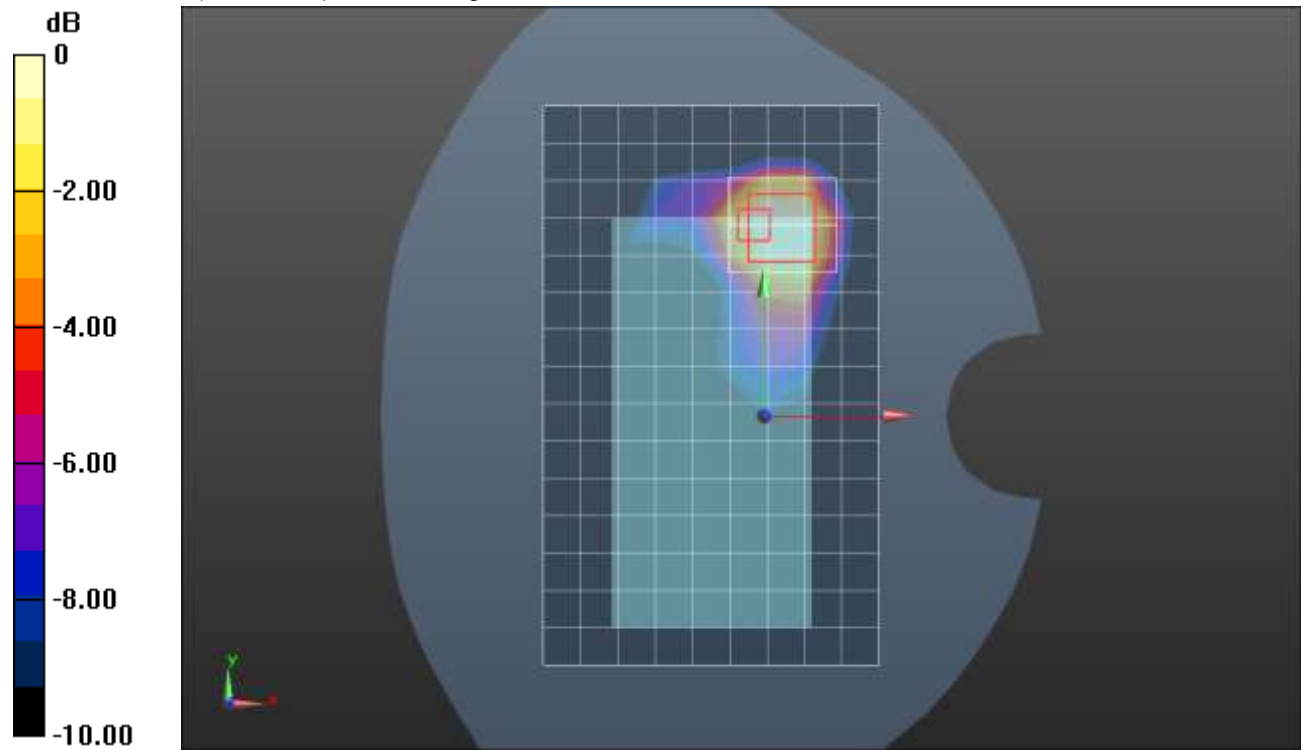
Peak SAR (extrapolated) = 1.75 W/kg

**SAR(1 g) = 0.666 W/kg; SAR(10 g) = 0.334 W/kg**

Smallest distance from peaks to all points 3 dB below = 8.2 mm

Ratio of SAR at M2 to SAR at M1 = 36.7%

Maximum value of SAR (measured) = 1.02 W/kg



0 dB = 1.02 W/kg = 0.09 dBW/kg

## LTE Band 30 ANT 2

Frequency: 2310 MHz; Duty Cycle: 1:1; Room Ambient Temperature: 24.0°C; Liquid Temperature: 23.0°C  
 Medium parameters used:  $f = 2310$  MHz;  $\sigma = 1.683$  S/m;  $\epsilon_r = 38.837$ ;  $\rho = 1000$  kg/m<sup>3</sup>

DASY5 Configuration:

- Area Scan Setting: Find Secondary Maximum Within: 2.0 dB and with a peak SAR value greater than 0.0012W/kg
- Electronics: DAE4 Sn1547; Calibrated: 4/19/2021
- Probe: EX3DV4 - SN7482; ConvF(7.52, 7.52, 7.52) @ 2310 MHz; Calibrated: 4/26/2021
- Sensor-Surface: 2.5mm (Mechanical Surface Detection)
- Phantom: SAM (B); Type: QD000P40CD; Serial: 1632

**Edge 4/QPSK RB 50,0 ch 27710/Area Scan (7x17x1):** Measurement grid: dx=12mm, dy=12mm  
 Maximum value of SAR (measured) = 1.03 W/kg

**Edge 4/QPSK RB 50,0 ch 27710/Zoom Scan (7x8x7)/Cube 0:** Measurement grid: dx=5mm, dy=5mm, dz=5mm

Reference Value = 26.74 V/m; Power Drift = 0.03 dB

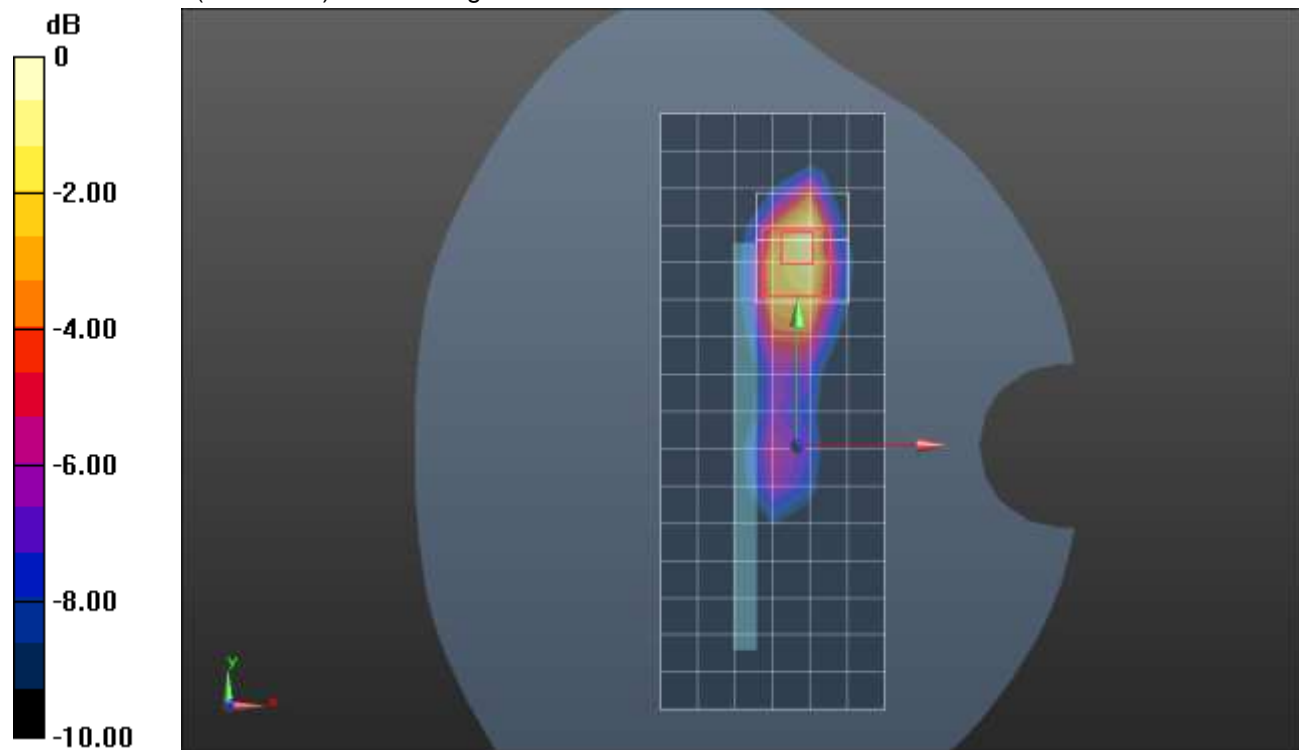
Peak SAR (extrapolated) = 1.87 W/kg

**SAR(1 g) = 0.844 W/kg; SAR(10 g) = 0.397 W/kg**

Smallest distance from peaks to all points 3 dB below = 7.2 mm

Ratio of SAR at M2 to SAR at M1 = 48.3%

Maximum value of SAR (measured) = 1.20 W/kg



0 dB = 1.20 W/kg = 0.79 dBW/kg

### LTE Band 30 ANT 3


Frequency: 2310 MHz; Duty Cycle: 1:1; Room Ambient Temperature: 24.0°C; Liquid Temperature: 23.0°C  
 Medium parameters used:  $f = 2310 \text{ MHz}$ ;  $\sigma = 1.704 \text{ S/m}$ ;  $\epsilon_r = 38.142$ ;  $\rho = 1000 \text{ kg/m}^3$

DASY5 Configuration:

- Area Scan Setting: Find Secondary Maximum Within: 2.0 dB and with a peak SAR value greater than 0.0012W/kg
- Electronics: DAE4 Sn1547; Calibrated: 4/19/2021
- Probe: EX3DV4 - SN7482; ConvF(7.52, 7.52, 7.52) @ 2310 MHz; Calibrated: 4/26/2021
- Sensor-Surface: 1.4mm (Mechanical Surface Detection)
- Phantom: SAM (B); Type: QD000P40CD; Serial: 1632

**LHS/Touch\_QPSK RB 1,25 Ch 27710/Area Scan (10x15x1):** Measurement grid:  $dx=12\text{mm}$ ,  $dy=12\text{mm}$   
 Maximum value of SAR (measured) = 0.576 W/kg

**LHS/Touch\_QPSK RB 1,25 Ch 27710/Zoom Scan (7x7x7)/Cube 0:** Measurement grid:  $dx=5\text{mm}$ ,  
 $dy=5\text{mm}$ ,  $dz=5\text{mm}$   
 Reference Value = 19.47 V/m; Power Drift = 0.05 dB  
 Peak SAR (extrapolated) = 0.773 W/kg  
**SAR(1 g) = 0.461 W/kg; SAR(10 g) = 0.254 W/kg**  
 Smallest distance from peaks to all points 3 dB below = 11.2 mm  
 Ratio of SAR at M2 to SAR at M1 = 58.4%  
 Maximum value of SAR (measured) = 0.658 W/kg



0 dB = 0.658 W/kg = -1.82 dBW/kg

### LTE Band 30 ANT 3

Frequency: 2310 MHz; Duty Cycle: 1:1; Room Ambient Temperature: 24.0°C; Liquid Temperature: 23.0°C  
 Medium parameters used:  $f = 2310 \text{ MHz}$ ;  $\sigma = 1.683 \text{ S/m}$ ;  $\epsilon_r = 38.837$ ;  $\rho = 1000 \text{ kg/m}^3$

DASY5 Configuration:

- Area Scan Setting: Find Secondary Maximum Within: 2.0 dB and with a peak SAR value greater than 0.0012W/kg
- Electronics: DAE4 Sn1547; Calibrated: 4/19/2021
- Probe: EX3DV4 - SN7482; ConvF(7.52, 7.52, 7.52) @ 2310 MHz; Calibrated: 4/26/2021
- Sensor-Surface: 1.4mm (Mechanical Surface Detection (Locations From Previous Scan Used)), Sensor-Surface: 2.5mm (Mechanical Surface Detection)
- Phantom: SAM (B); Type: QD000P40CD; Serial: 1632

**Rear/QPSK RB 25,12 ch 27710/Area Scan (11x16x1):** Measurement grid: dx=12mm, dy=12mm  
 Maximum value of SAR (measured) = 1.68 W/kg

**Rear/QPSK RB 25,12 ch 27710/Zoom Scan (7x7x7)/Cube 0:** Measurement grid: dx=5mm, dy=5mm, dz=5mm

Reference Value = 27.83 V/m; Power Drift = 0.08 dB

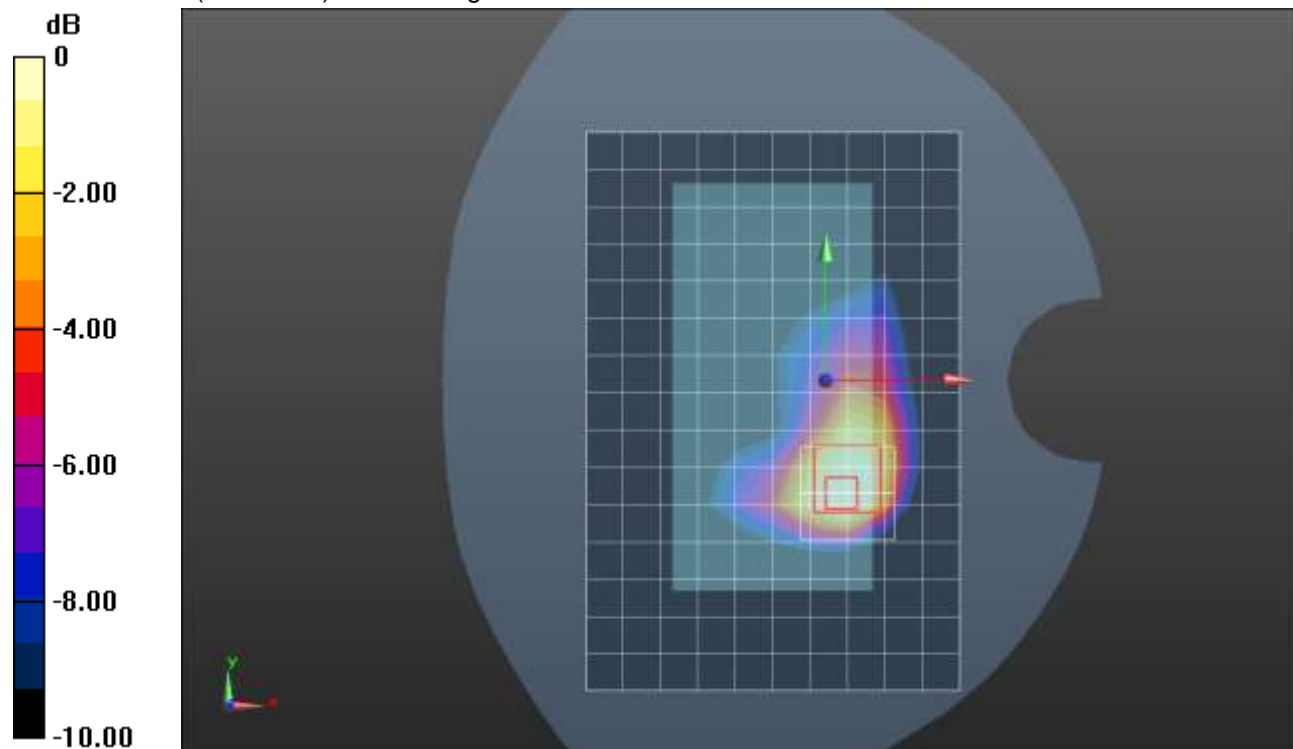
Peak SAR (extrapolated) = 2.09 W/kg

**SAR(1 g) = 0.910 W/kg; SAR(10 g) = 0.463 W/kg**

Smallest distance from peaks to all points 3 dB below = 10 mm

Ratio of SAR at M2 to SAR at M1 = 42.9%

Maximum value of SAR (measured) = 1.29 W/kg



0 dB = 1.29 W/kg = 1.11 dBW/kg

### LTE Band 30 ANT 4

Frequency: 2310 MHz; Duty Cycle: 1:1; Room Ambient Temperature: 24.0°C; Liquid Temperature: 23.0°C  
 Medium parameters used:  $f = 2310$  MHz;  $\sigma = 1.63$  S/m;  $\epsilon_r = 38.952$ ;  $\rho = 1000$  kg/m<sup>3</sup>

DASY5 Configuration:

- Area Scan Setting: Find Secondary Maximum Within: 2.0 dB and with a peak SAR value greater than 0.0012W/kg
- Electronics: DAE4 Sn1547; Calibrated: 4/19/2021
- Probe: EX3DV4 - SN7482; ConvF(7.52, 7.52, 7.52) @ 2310 MHz; Calibrated: 4/26/2021
- Sensor-Surface: 1.4mm (Mechanical Surface Detection)
- Phantom: SAM (B); Type: QD000P40CD; Serial: 1632

**LHS/Touch\_QPSK RB 25,12 ch 27710/Area Scan (10x15x1):** Measurement grid: dx=12mm, dy=12mm  
 Maximum value of SAR (measured) = 1.40 W/kg

**LHS/Touch\_QPSK RB 25,12 ch 27710/Zoom Scan (7x7x7)/Cube 0:** Measurement grid: dx=5mm, dy=5mm, dz=5mm

Reference Value = 26.00 V/m; Power Drift = 0.01 dB


Peak SAR (extrapolated) = 1.98 W/kg

**SAR(1 g) = 0.847 W/kg; SAR(10 g) = 0.392 W/kg**

Smallest distance from peaks to all points 3 dB below = 7.1 mm

Ratio of SAR at M2 to SAR at M1 = 41.1%

Maximum value of SAR (measured) = 1.45 W/kg



0 dB = 1.45 W/kg = 1.61 dBW/kg

### LTE Band 30 ANT 4

Frequency: 2310 MHz; Duty Cycle: 1:1; Room Ambient Temperature: 24.0°C; Liquid Temperature: 23.0°C  
 Medium parameters used:  $f = 2310$  MHz;  $\sigma = 1.67$  S/m;  $\epsilon_r = 38.348$ ;  $\rho = 1000$  kg/m<sup>3</sup>

DASY5 Configuration:

- Area Scan Setting: Find Secondary Maximum Within: 2.0 dB and with a peak SAR value greater than 0.0012W/kg
- Electronics: DAE4 Sn1547; Calibrated: 4/19/2021
- Probe: EX3DV4 - SN7482; ConvF(7.52, 7.52, 7.52) @ 2310 MHz; Calibrated: 4/26/2021
- Sensor-Surface: 1.4mm (Mechanical Surface Detection (Locations From Previous Scan Used)), Sensor-Surface: 2.5mm (Mechanical Surface Detection)
- Phantom: SAM (B); Type: QD000P40CD; Serial: 1632

**Rear/QPSK RB 50,0 ch 27710/Area Scan (10x16x1):** Measurement grid: dx=12mm, dy=12mm  
 Maximum value of SAR (measured) = 1.34 W/kg

**Rear/QPSK RB 50,0 ch 27710/Zoom Scan (7x7x7)/Cube 0:** Measurement grid: dx=5mm, dy=5mm, dz=5mm

Reference Value = 26.27 V/m; Power Drift = 0.01 dB

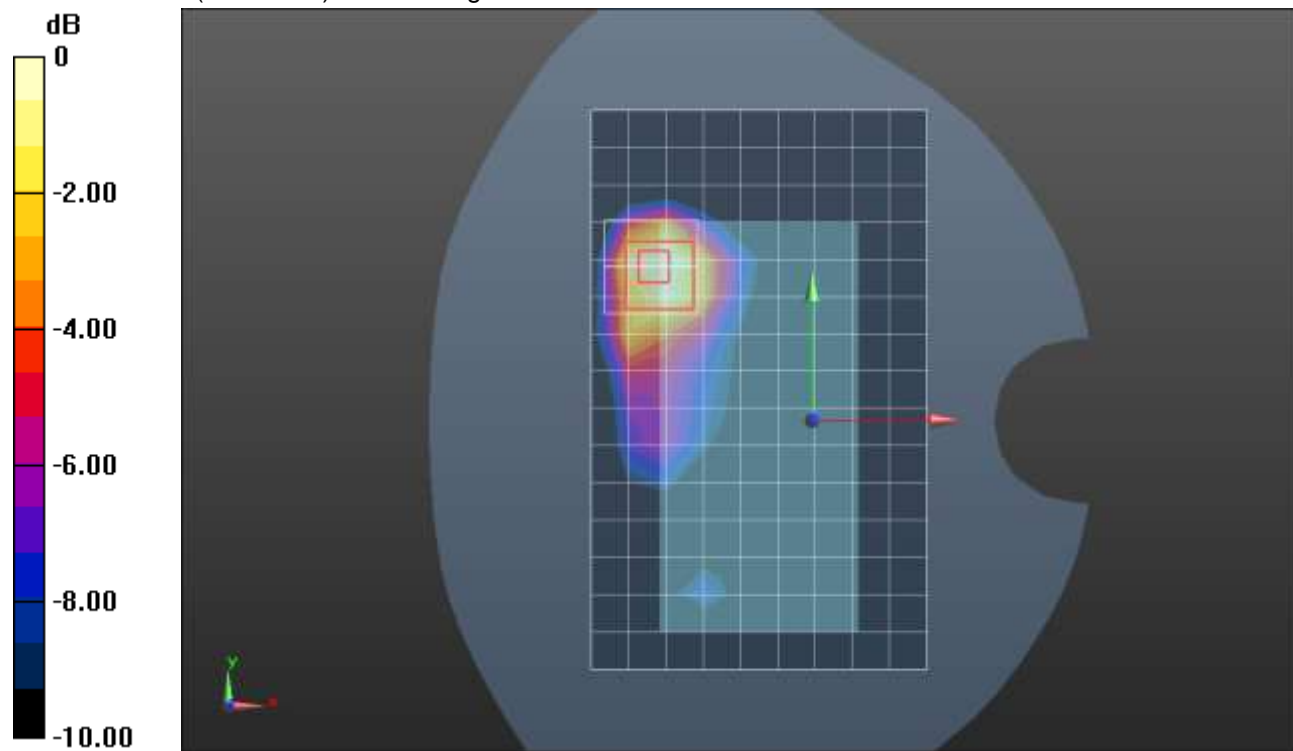
Peak SAR (extrapolated) = 1.72 W/kg

**SAR(1 g) = 0.805 W/kg; SAR(10 g) = 0.384 W/kg**

Smallest distance from peaks to all points 3 dB below = 11.7 mm

Ratio of SAR at M2 to SAR at M1 = 48.6%

Maximum value of SAR (measured) = 1.13 W/kg



0 dB = 1.13 W/kg = 0.53 dBW/kg



## LTE Band 41 ANT 1

Frequency: 2593 MHz; Duty Cycle: 1:1.59956; Room Ambient Temperature: 24.0°C; Liquid Temperature: 23.0°C  
 Medium parameters used (interpolated):  $f = 2593$  MHz;  $\sigma = 2.014$  S/m;  $\epsilon_r = 40.895$ ;  $\rho = 1000$  kg/m<sup>3</sup>

DASY5 Configuration:

- Area Scan Setting: Find Secondary Maximum Within: 2.0 dB and with a peak SAR value greater than 0.0012W/kg
- Electronics: DAE4 Sn1472; Calibrated: 1/28/2021
- Probe: EX3DV4 - SN7587; ConvF(7.33, 7.33, 7.33) @ 2593 MHz; Calibrated: 4/27/2021
- Sensor-Surface: 1.4mm (Mechanical Surface Detection)
- Phantom: Twin-SAM V5.0 (30deg probe tilt); Type: QD 000 P40 CD; Serial: 1629

**RHS/Touch\_QPSK RB 1,49 Ch 40620/Area Scan (10x15x1):** Measurement grid: dx=12mm, dy=12mm

[Info: Interpolated medium parameters used for SAR evaluation.](#)

Maximum value of SAR (measured) = 0.710 W/kg

**RHS/Touch\_QPSK RB 1,49 Ch 40620/Zoom Scan (7x7x7)/Cube 0:** Measurement grid: dx=5mm, dy=5mm, dz=5mm

Reference Value = 18.32 V/m; Power Drift = -0.14 dB

Peak SAR (extrapolated) = 0.895 W/kg

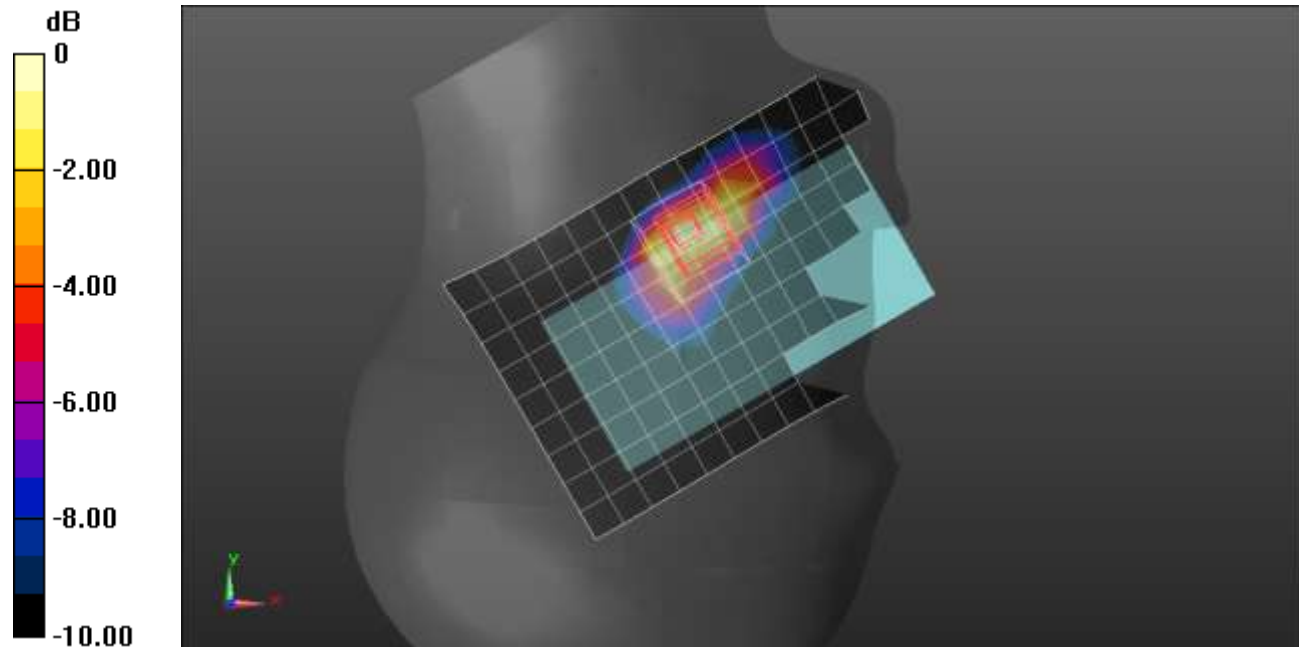
**SAR(1 g) = 0.426 W/kg; SAR(10 g) = 0.213 W/kg**

Smallest distance from peaks to all points 3 dB below = 7.2 mm

Ratio of SAR at M2 to SAR at M1 = 47.3%

[Info: Interpolated medium parameters used for SAR evaluation.](#)

Maximum value of SAR (measured) = 0.704 W/kg



0 dB = 0.704 W/kg = -1.52 dBW/kg



## LTE Band 41 ANT 1

Frequency: 2593 MHz; Duty Cycle: 1:1.59956; Room Ambient Temperature: 24.0°C; Liquid Temperature: 23.0°C  
Medium parameters used (interpolated):  $f = 2593$  MHz;  $\sigma = 1.993$  S/m;  $\epsilon_r = 38.798$ ;  $\rho = 1000$  kg/m<sup>3</sup>

DASY5 Configuration:

- Area Scan Setting: Find Secondary Maximum Within: 2.0 dB and with a peak SAR value greater than 0.0012W/kg
- Electronics: DAE4 Sn1377; Calibrated: 9/10/2020
- Probe: EX3DV4 - SN7335; ConvF(7.67, 7.67, 7.67) @ 2593 MHz; Calibrated: 2/25/2021
- Sensor-Surface: 1.4mm (Mechanical Surface Detection)
- Phantom: Twin-SAM V8.0 (20deg probe tilt); Type: QD 000 P41 AA; Serial: 1957

**Rear/QPSK RB 50,24 Ch 40620/Area Scan (10x16x1):** Measurement grid: dx=12mm, dy=12mm

[Info: Interpolated medium parameters used for SAR evaluation.](#)

Maximum value of SAR (measured) = 0.645 W/kg

**Rear/QPSK RB 50,24 Ch 40620/Zoom Scan (7x7x7)/Cube 0:** Measurement grid: dx=5mm, dy=5mm, dz=5mm

Reference Value = 16.86 V/m; Power Drift = -0.16 dB

Peak SAR (extrapolated) = 1.17 W/kg

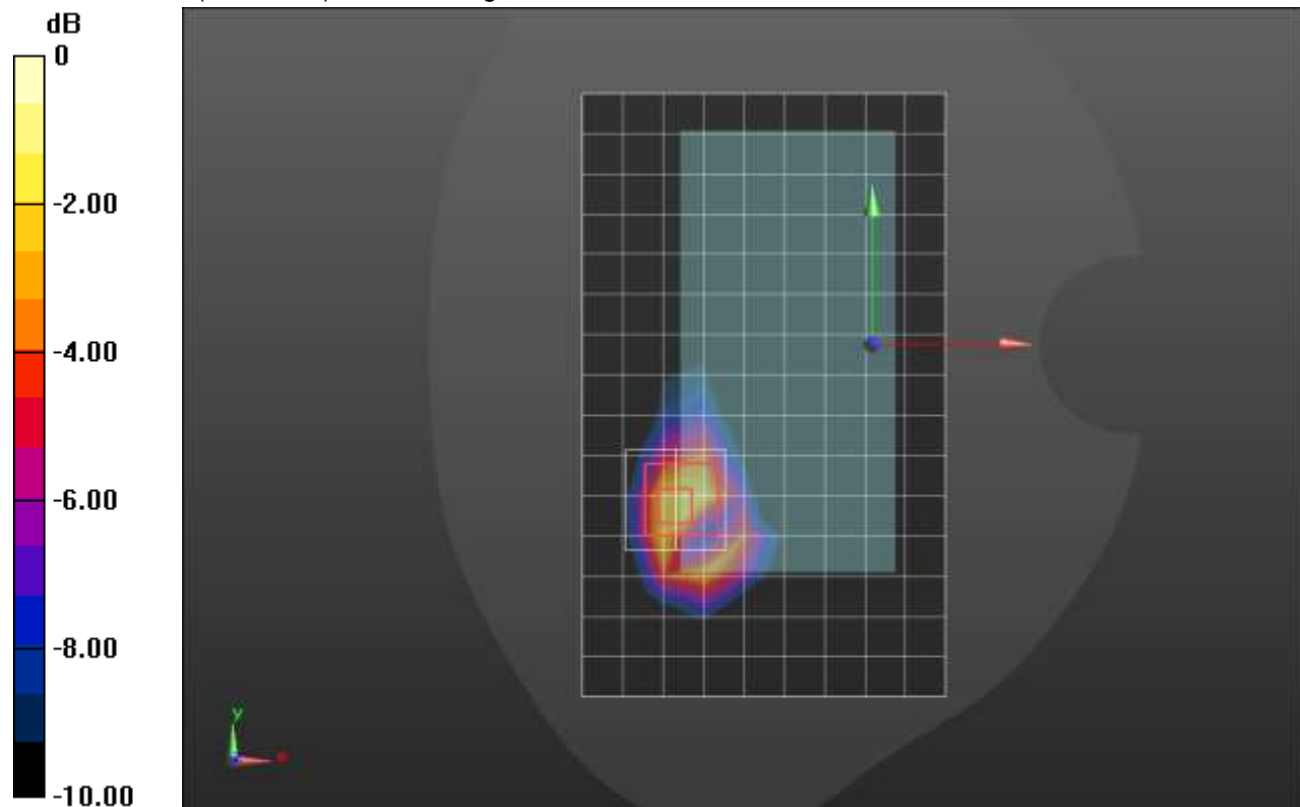
**SAR(1 g) = 0.488 W/kg; SAR(10 g) = 0.204 W/kg**

Smallest distance from peaks to all points 3 dB below = 7.1 mm

Ratio of SAR at M2 to SAR at M1 = 42.1%

[Info: Interpolated medium parameters used for SAR evaluation.](#)

Maximum value of SAR (measured) = 0.894 W/kg



0 dB = 0.894 W/kg = -0.49 dBW/kg

## LTE Band 41 ANT 1

Frequency: 2636.5 MHz; Duty Cycle: 1:1.59956; Room Ambient Temperature: 24.0°C; Liquid Temperature: 23.0°C  
 Medium parameters used (interpolated):  $f = 2636.5$  MHz;  $\sigma = 2.053$  S/m;  $\epsilon_r = 40.831$ ;  $\rho = 1000$  kg/m<sup>3</sup>

DASY5 Configuration:

- Area Scan Setting: Find Secondary Maximum Within: 2.0 dB and with a peak SAR value greater than 0.0012W/kg
- Electronics: DAE4 Sn1472; Calibrated: 1/28/2021
- Probe: EX3DV4 - SN7587; ConvF(7.33, 7.33, 7.33) @ 2636.5 MHz; Calibrated: 4/27/2021
- Sensor-Surface: 1.4mm (Mechanical Surface Detection)
- Phantom: Twin-SAM V5.0 (30deg probe tilt); Type: QD 000 P40 CD; Serial: 1629

**Edge 2/QPSK RB 50,24 Ch 41055/Area Scan (9x16x1):** Measurement grid: dx=12mm, dy=12mm

[Info: Interpolated medium parameters used for SAR evaluation.](#)

Maximum value of SAR (measured) = 1.17 W/kg

**Edge 2/QPSK RB 50,24 Ch 41055/Zoom Scan (7x7x7)/Cube 0:** Measurement grid: dx=5mm, dy=5mm, dz=5mm

Reference Value = 21.80 V/m; Power Drift = 0.07 dB

Peak SAR (extrapolated) = 1.81 W/kg

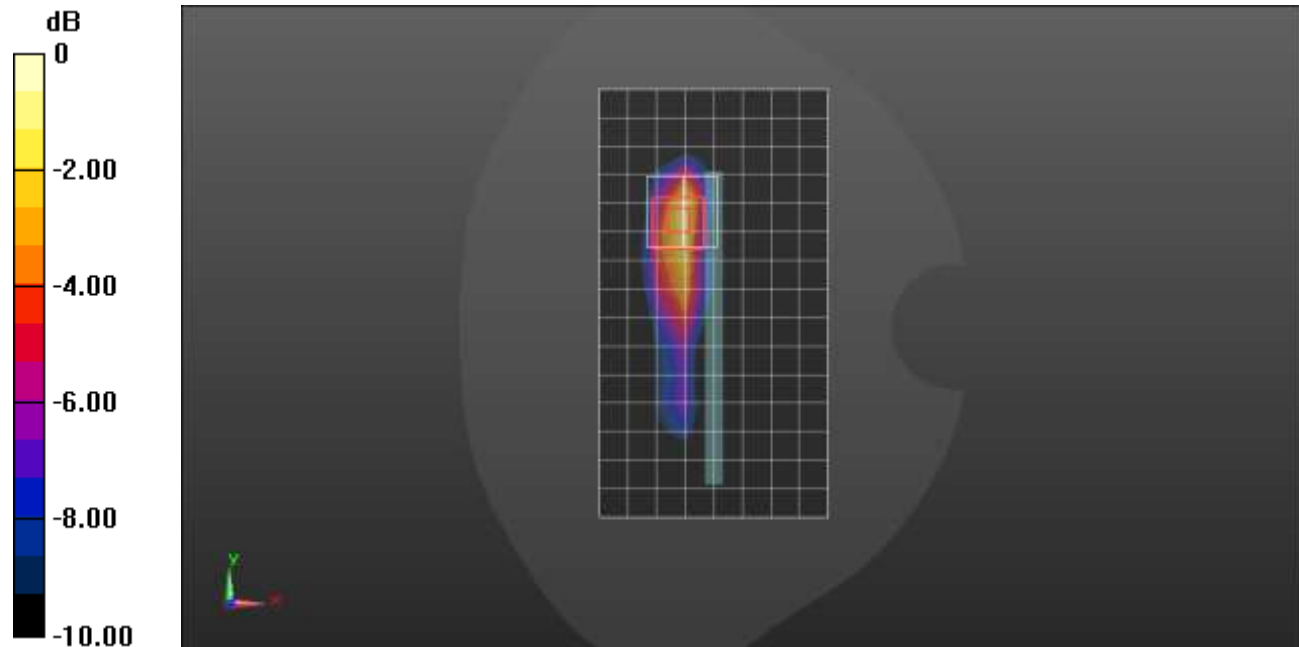
**SAR(1 g) = 0.764 W/kg; SAR(10 g) = 0.312 W/kg**

Smallest distance from peaks to all points 3 dB below = 6 mm

Ratio of SAR at M2 to SAR at M1 = 44%

[Info: Interpolated medium parameters used for SAR evaluation.](#)

Maximum value of SAR (measured) = 1.34 W/kg



0 dB = 1.34 W/kg = 1.27 dBW/kg

## LTE Band 41 ANT 2

Frequency: 2593 MHz; Duty Cycle: 1:1.59956; Room Ambient Temperature: 24.0°C; Liquid Temperature: 23.0°C  
 Medium parameters used (interpolated):  $f = 2593$  MHz;  $\sigma = 1.993$  S/m;  $\epsilon_r = 38.798$ ;  $\rho = 1000$  kg/m<sup>3</sup>

DASY5 Configuration:

- Area Scan Setting: Find Secondary Maximum Within: 2.0 dB and with a peak SAR value greater than 0.0012W/kg
- Electronics: DAE4 Sn1377; Calibrated: 9/10/2020
- Probe: EX3DV4 - SN7335; ConvF(7.67, 7.67, 7.67) @ 2593 MHz; Calibrated: 2/25/2021
- Sensor-Surface: 1.4mm (Mechanical Surface Detection)
- Phantom: Twin-SAM V8.0 (20deg probe tilt); Type: QD 000 P41 AA; Serial: 1957

**LHS/Touch\_QPSK RB 100,0 Ch 40620/Area Scan (10x15x1):** Measurement grid: dx=12mm, dy=12mm

Maximum value of SAR (measured) = 1.31 W/kg

**LHS/Touch\_QPSK RB 100,0 Ch 40620/Zoom Scan (7x7x7)/Cube 0:** Measurement grid: dx=5mm, dy=5mm, dz=5mm

Reference Value = 23.58 V/m; Power Drift = 0.01 dB

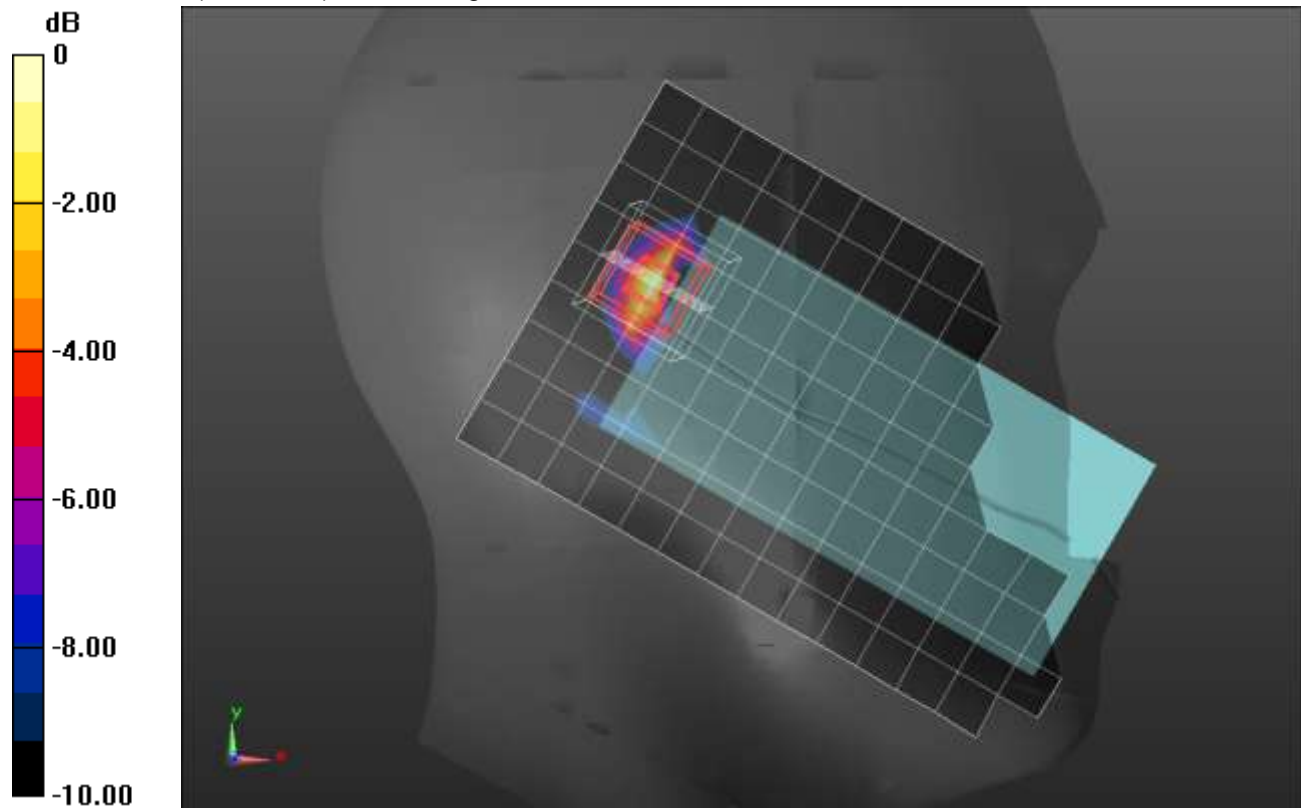
Peak SAR (extrapolated) = 1.70 W/kg

**SAR(1 g) = 0.687 W/kg; SAR(10 g) = 0.247 W/kg**

Smallest distance from peaks to all points 3 dB below = 5 mm

Ratio of SAR at M2 to SAR at M1 = 45.2%

Maximum value of SAR (measured) = 1.28 W/kg



0 dB = 1.28 W/kg = 1.07 dBW/kg

## LTE Band 41 ANT 2

Frequency: 2593 MHz; Duty Cycle: 1:1.59956; Room Ambient Temperature: 24.0°C; Liquid Temperature: 23.0°C  
 Medium parameters used (interpolated):  $f = 2593$  MHz;  $\sigma = 1.993$  S/m;  $\epsilon_r = 38.798$ ;  $\rho = 1000$  kg/m<sup>3</sup>

DASY5 Configuration:

- Area Scan Setting: Find Secondary Maximum Within: 2.0 dB and with a peak SAR value greater than 0.0012W/kg
- Electronics: DAE4 Sn1377; Calibrated: 9/10/2020
- Probe: EX3DV4 - SN7335; ConvF(7.67, 7.67, 7.67) @ 2593 MHz; Calibrated: 2/25/2021
- Sensor-Surface: 1.4mm (Mechanical Surface Detection)
- Phantom: Twin-SAM V8.0 (20deg probe tilt); Type: QD 000 P41 AA; Serial: 1957

**Rear/QPSK RB 100,0 Ch 40620/Area Scan (10x16x1):** Measurement grid: dx=12mm, dy=12mm  
 Maximum value of SAR (measured) = 1.05 W/kg

**Rear/QPSK RB 100,0 Ch 40620/Zoom Scan (7x7x7)/Cube 0:** Measurement grid: dx=5mm, dy=5mm, dz=5mm

Reference Value = 21.06 V/m; Power Drift = -0.01 dB

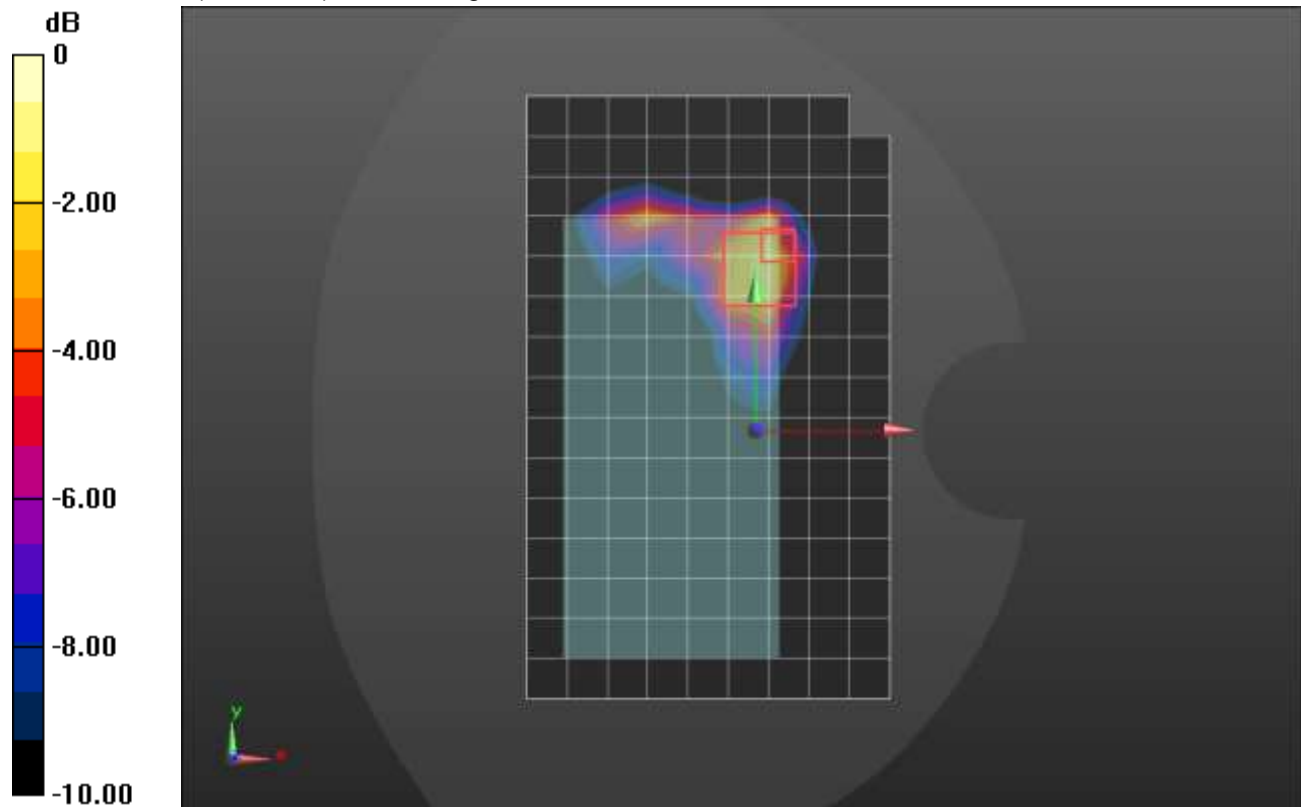
Peak SAR (extrapolated) = 1.83 W/kg

**SAR(1 g) = 0.702 W/kg; SAR(10 g) = 0.307 W/kg**

Smallest distance from peaks to all points 3 dB below = 5 mm

Ratio of SAR at M2 to SAR at M1 = 41.6%

Maximum value of SAR (measured) = 1.43 W/kg



0 dB = 1.43 W/kg = 1.55 dBW/kg

### LTE Band 41 ANT 3

Frequency: 2636.5 MHz; Duty Cycle: 1:1.59956; Room Ambient Temperature: 24.0°C; Liquid Temperature: 23.0°C  
 Medium parameters used (interpolated):  $f = 2636.5$  MHz;  $\sigma = 2.048$  S/m;  $\epsilon_r = 40.304$ ;  $\rho = 1000$  kg/m<sup>3</sup>

DASY5 Configuration:

- Area Scan Setting: Find Secondary Maximum Within: 2.0 dB and with a peak SAR value greater than 0.0012W/kg
- Electronics: DAE4 Sn1472; Calibrated: 1/28/2021
- Probe: EX3DV4 - SN7587; ConvF(7.33, 7.33, 7.33) @ 2636.5 MHz; Calibrated: 4/27/2021
- Sensor-Surface: 1.4mm (Mechanical Surface Detection)
- Phantom: Twin-SAM V5.0 (30deg probe tilt); Type: QD 000 P40 CD; Serial: 1629

### LHS/Touch\_QPSK RB 1,49 Ch 41055/Area Scan (9x15x1):

Measurement grid: dx=12mm, dy=12mm

[Info: Interpolated medium parameters used for SAR evaluation.](#)

Maximum value of SAR (measured) = 0.999 W/kg

### LHS/Touch\_QPSK RB 1,49 Ch 41055/Zoom Scan (7x7x7)/Cube 0:

Measurement grid: dx=5mm, dy=5mm, dz=5mm

Reference Value = 22.44 V/m; Power Drift = -0.03 dB

Peak SAR (extrapolated) = 1.29 W/kg

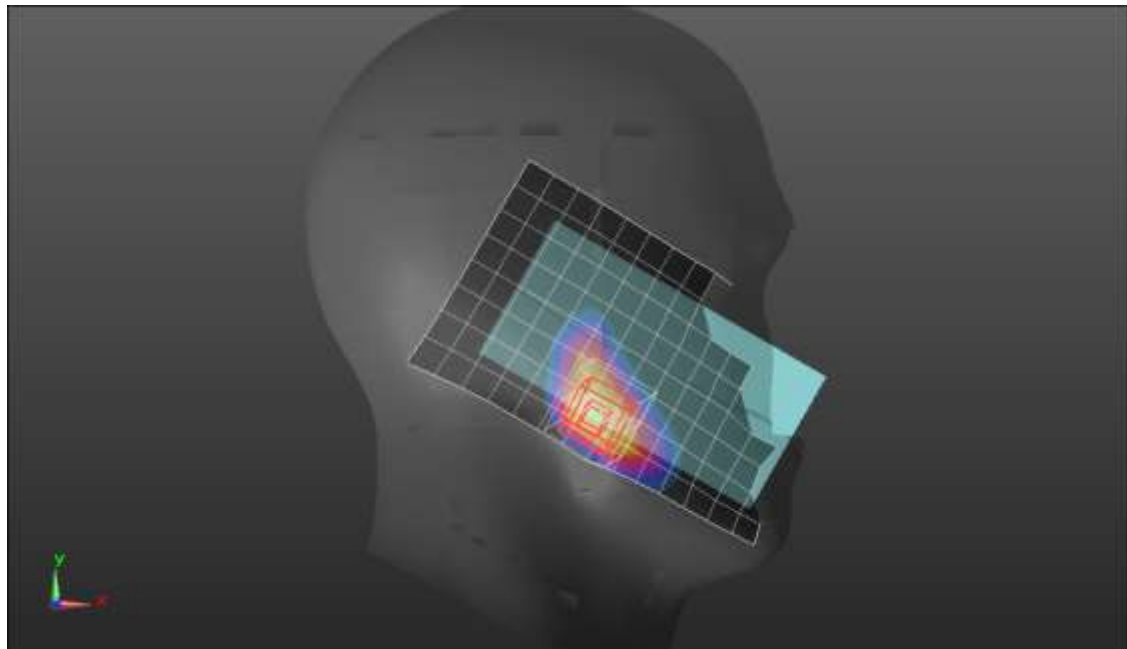
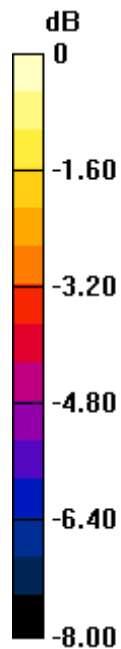
**SAR(1 g) = 0.762 W/kg; SAR(10 g) = 0.393 W/kg**

Smallest distance from peaks to all points 3 dB below = 11.2 mm

Ratio of SAR at M2 to SAR at M1 = 61.2%

[Info: Interpolated medium parameters used for SAR evaluation.](#)

Maximum value of SAR (measured) = 1.12 W/kg



0 dB = 1.12 W/kg = 0.49 dBW/kg

### LTE Band 41 ANT 3

Frequency: 2593 MHz; Duty Cycle: 1:1.59956; Room Ambient Temperature: 24.0°C; Liquid Temperature: 23.0°C  
 Medium parameters used (interpolated):  $f = 2593$  MHz;  $\sigma = 1.993$  S/m;  $\epsilon_r = 38.798$ ;  $\rho = 1000$  kg/m<sup>3</sup>

DASY5 Configuration:

- Area Scan Setting: Find Secondary Maximum Within: 2.0 dB and with a peak SAR value greater than 0.0012W/kg
- Electronics: DAE4 Sn1377; Calibrated: 9/10/2020
- Probe: EX3DV4 - SN7335; ConvF(7.67, 7.67, 7.67) @ 2593 MHz; Calibrated: 2/25/2021
- Sensor-Surface: 1.4mm (Mechanical Surface Detection)
- Phantom: Twin-SAM V8.0 (20deg probe tilt); Type: QD 000 P41 AA; Serial: 1957

**Rear/QPSK RB 50,24 Ch 40620/Area Scan (10x16x1):** Measurement grid: dx=12mm, dy=12mm

[Info: Interpolated medium parameters used for SAR evaluation.](#)

Maximum value of SAR (measured) = 1.27 W/kg

**Rear/QPSK RB 50,24 Ch 40620/Zoom Scan (7x7x7)/Cube 0:** Measurement grid: dx=5mm, dy=5mm, dz=5mm

Reference Value = 23.31 V/m; Power Drift = -0.01 dB

Peak SAR (extrapolated) = 1.82 W/kg

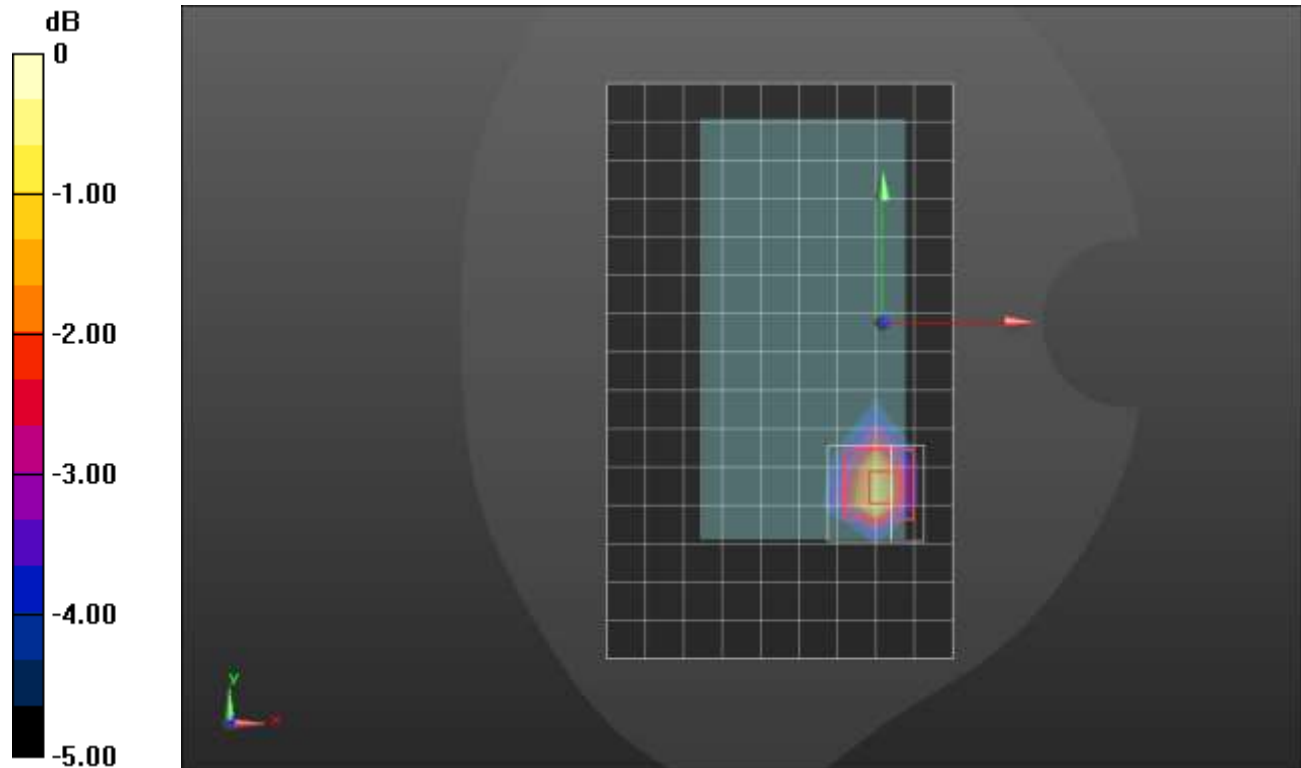
**SAR(1 g) = 0.861 W/kg; SAR(10 g) = 0.407 W/kg**

Smallest distance from peaks to all points 3 dB below = 8 mm

Ratio of SAR at M2 to SAR at M1 = 46.5%

[Info: Interpolated medium parameters used for SAR evaluation.](#)

Maximum value of SAR (measured) = 1.42 W/kg



0 dB = 1.42 W/kg = 1.52 dBW/kg

## LTE Band 41 ANT 4

Frequency: 2593 MHz; Duty Cycle: 1:1.59956; Room Ambient Temperature: 24.0°C; Liquid Temperature: 23.0°C  
 Medium parameters used (interpolated):  $f = 2593$  MHz;  $\sigma = 1.935$  S/m;  $\epsilon_r = 38.512$ ;  $\rho = 1000$  kg/m<sup>3</sup>

DASY5 Configuration:

- Area Scan Setting: Find Secondary Maximum Within: 2.0 dB and with a peak SAR value greater than 0.0012W/kg
- Electronics: DAE4 Sn1472; Calibrated: 1/28/2021
- Probe: EX3DV4 - SN7587; ConvF(7.33, 7.33, 7.33) @ 2593 MHz; Calibrated: 4/27/2021
- Sensor-Surface: 1.4mm (Mechanical Surface Detection)
- Phantom: Twin-SAM V5.0 (30deg probe tilt); Type: QD 000 P40 CD; Serial: 1629

**LHS/Touch\_QPSK RB 50,24 Ch 40620/Area Scan (10x15x1):** Measurement grid: dx=12mm, dy=12mm

Maximum value of SAR (measured) = 0.746 W/kg

**LHS/Touch\_QPSK RB 50,24 Ch 40620/Zoom Scan (7x8x7)/Cube 0:** Measurement grid: dx=5mm, dy=5mm, dz=5mm

Reference Value = 17.01 V/m; Power Drift = 0.05 dB

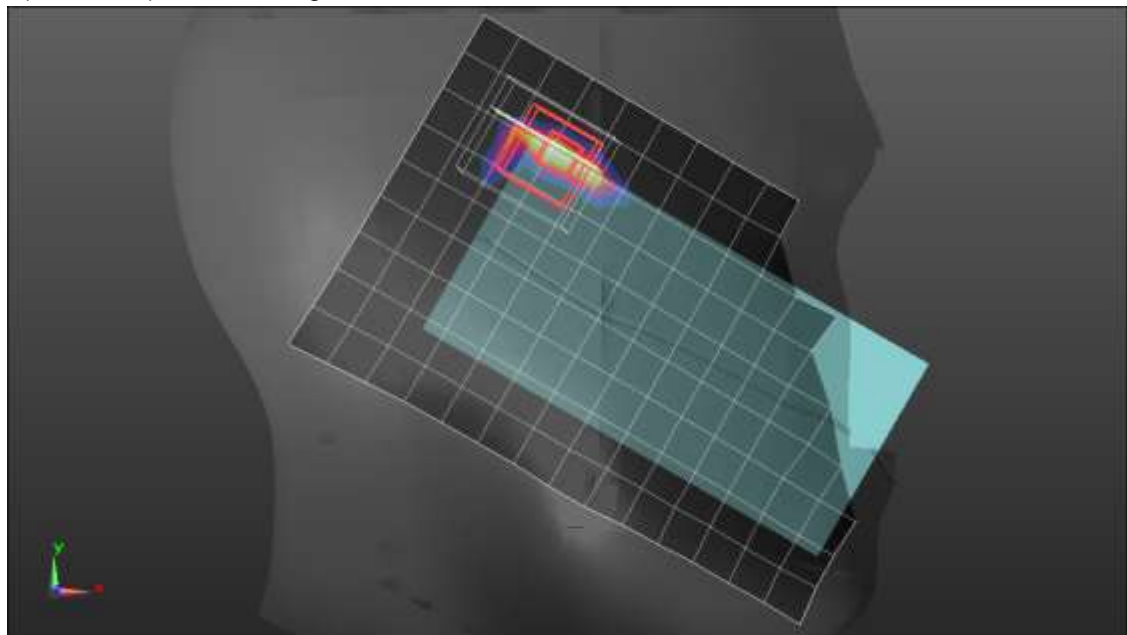
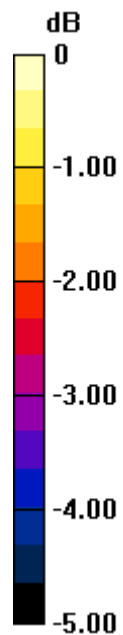
Peak SAR (extrapolated) = 0.999 W/kg

**SAR(1 g) = 0.374 W/kg; SAR(10 g) = 0.157 W/kg**

Smallest distance from peaks to all points 3 dB below = 6 mm

Ratio of SAR at M2 to SAR at M1 = 39.1%

Maximum value of SAR (measured) = 0.682 W/kg



0 dB = 0.682 W/kg = -1.66 dBW/kg



### LTE Band 41 ANT 4

Frequency: 2593 MHz; Duty Cycle: 1:1.59956; Room Ambient Temperature: 24.0°C; Liquid Temperature: 23.0°C  
 Medium parameters used (interpolated):  $f = 2593$  MHz;  $\sigma = 1.905$  S/m;  $\epsilon_r = 38.905$ ;  $\rho = 1000$  kg/m<sup>3</sup>

DASY5 Configuration:

- Area Scan Setting: Find Secondary Maximum Within: 2.0 dB and with a peak SAR value greater than 0.0012W/kg
- Electronics: DAE4 Sn1239; Calibrated: 7/29/2020
- Probe: EX3DV4 - SN7498; ConvF(7.66, 7.66, 7.66) @ 2593 MHz; Calibrated: 3/18/2021
- Sensor-Surface: 1.4mm (Mechanical Surface Detection)
- Phantom: Twin-SAM V8.0 (20deg probe tilt); Type: QD 000 P41 Ax; Serial: xxxx

**Rear/QPSK RB 50,24 Ch 40620/Area Scan (11x16x1):** Measurement grid: dx=12mm, dy=12mm

[Info: Interpolated medium parameters used for SAR evaluation.](#)

Maximum value of SAR (measured) = 0.948 W/kg

**Rear/QPSK RB 50,24 Ch 40620/Zoom Scan (7x7x7)/Cube 0:** Measurement grid: dx=5mm, dy=5mm, dz=5mm

Reference Value = 20.41 V/m; Power Drift = -0.17 dB

Peak SAR (extrapolated) = 1.30 W/kg

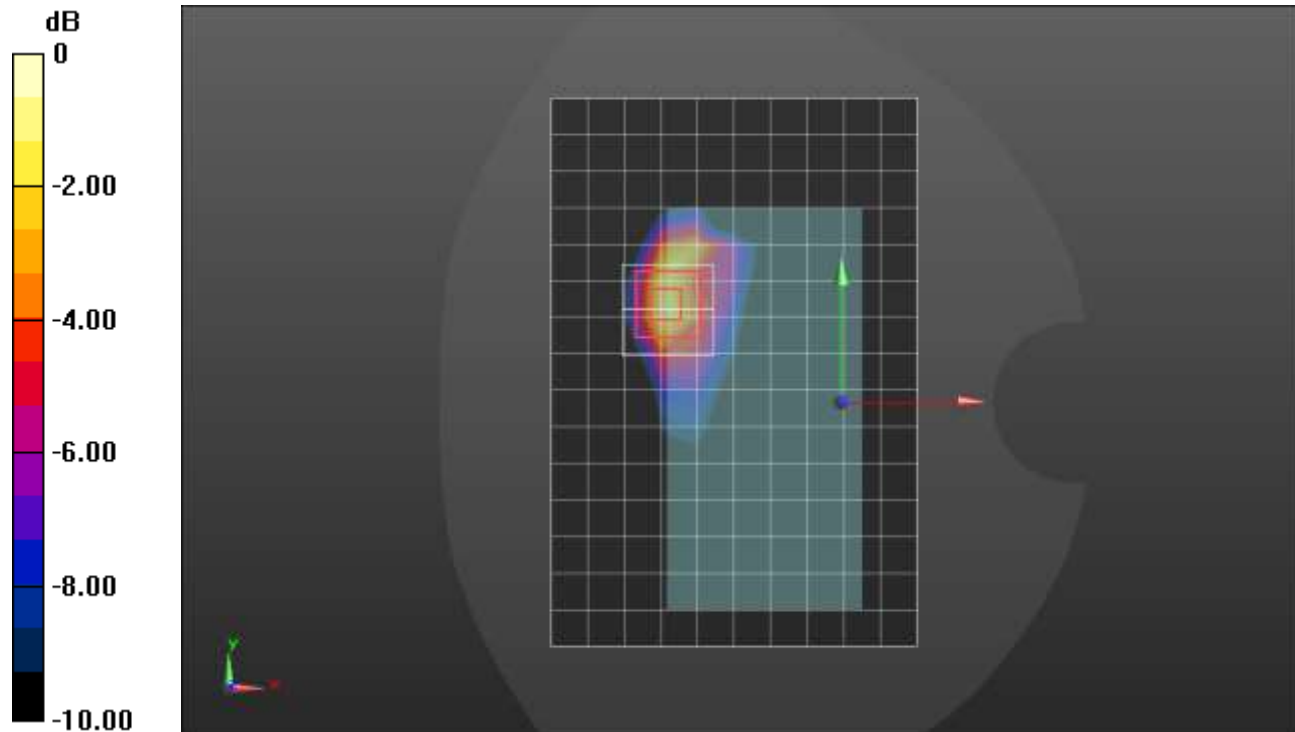
**SAR(1 g) = 0.558 W/kg; SAR(10 g) = 0.242 W/kg**

Smallest distance from peaks to all points 3 dB below = 6.7 mm

Ratio of SAR at M2 to SAR at M1 = 43.5%

[Info: Interpolated medium parameters used for SAR evaluation.](#)

Maximum value of SAR (measured) = 1.01 W/kg



0 dB = 1.01 W/kg = 0.04 dBW/kg



## LTE Band 41 ANT 4

Frequency: 2593 MHz; Duty Cycle: 1:1.59956; Room Ambient Temperature: 24.0°C; Liquid Temperature: 23.0°C  
 Medium parameters used (interpolated):  $f = 2593$  MHz;  $\sigma = 1.905$  S/m;  $\epsilon_r = 38.905$ ;  $\rho = 1000$  kg/m<sup>3</sup>

DASY5 Configuration:

- Area Scan Setting: Find Secondary Maximum Within: 2.0 dB and with a peak SAR value greater than 0.0012W/kg
- Electronics: DAE4 Sn1239; Calibrated: 7/29/2020
- Probe: EX3DV4 - SN7498; ConvF(7.66, 7.66, 7.66) @ 2593 MHz; Calibrated: 3/18/2021
- Sensor-Surface: 1.4mm (Mechanical Surface Detection (Locations From Previous Scan Used)), Sensor-Surface: 1.4mm (Mechanical Surface Detection)
- Phantom: Twin-SAM V8.0 (20deg probe tilt); Type: QD 000 P41 Ax; Serial: xxxx

**Edge 2/QPSK RB 1,49 Ch 40620/Area Scan (7x17x1):** Measurement grid: dx=12mm, dy=12mm

[Info: Interpolated medium parameters used for SAR evaluation.](#)

Maximum value of SAR (measured) = 0.885 W/kg

**Edge 2/QPSK RB 1,49 Ch 40620/Zoom Scan (7x8x7)/Cube 0:** Measurement grid: dx=5mm, dy=5mm, dz=5mm

Reference Value = 18.83 V/m; Power Drift = 0.18 dB

Peak SAR (extrapolated) = 1.43 W/kg

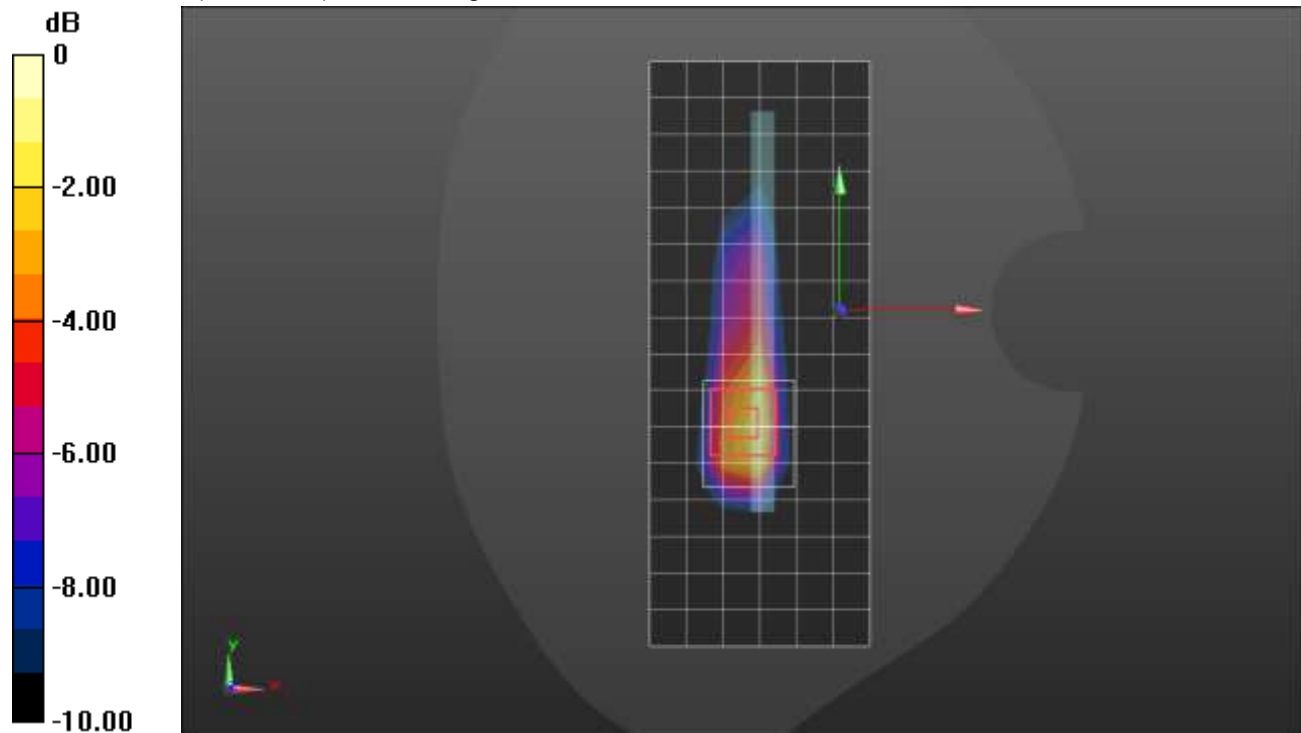
**SAR(1 g) = 0.642 W/kg; SAR(10 g) = 0.276 W/kg**

Smallest distance from peaks to all points 3 dB below = 7 mm

Ratio of SAR at M2 to SAR at M1 = 46.7%

[Info: Interpolated medium parameters used for SAR evaluation.](#)

Maximum value of SAR (measured) = 1.10 W/kg



0 dB = 1.10 W/kg = 0.41 dBW/kg

## LTE Band 48 ANT 7

Frequency: 3646.7 MHz; Duty Cycle: 1:1.59956; Room Ambient Temperature: 24.0°C; Liquid Temperature: 23.0°C  
 Medium parameters used (interpolated):  $f = 3646.7$  MHz;  $\sigma = 2.952$  S/m;  $\epsilon_r = 38.643$ ;  $\rho = 1000$  kg/m<sup>3</sup>

DASY5 Configuration:

- Area Scan Setting: Find Secondary Maximum Within: 2.0 dB and with a peak SAR value greater than 0.0012W/kg
- Electronics: DAE4 Sn1439; Calibrated: 7/16/2020
- Probe: EX3DV4 - SN3929; ConvF(6.45, 6.45, 6.45) @ 3646.7 MHz; Calibrated: 3/19/2021
- Sensor-Surface: 1.4mm (Mechanical Surface Detection), Sensor-Surface: 4mm (Mechanical Surface Detection)
- Phantom: Twin-SAM V8.0 (20deg probe tilt); Type: QD 000 P41 Ax; Serial: xxxx

**RHS/Touch\_QPSK RB 1,49 Ch 56207/Area Scan (11x17x1):** Measurement grid: dx=12mm, dy=12mm  
 Maximum value of SAR (measured) = 0.559 W/kg

**RHS/Touch\_QPSK RB 1,49 Ch 56207/Zoom Scan (7x7x8)/Cube 0:** Measurement grid: dx=5mm, dy=5mm, dz=4mm

Reference Value = 9.432 V/m; Power Drift = 0.04 dB

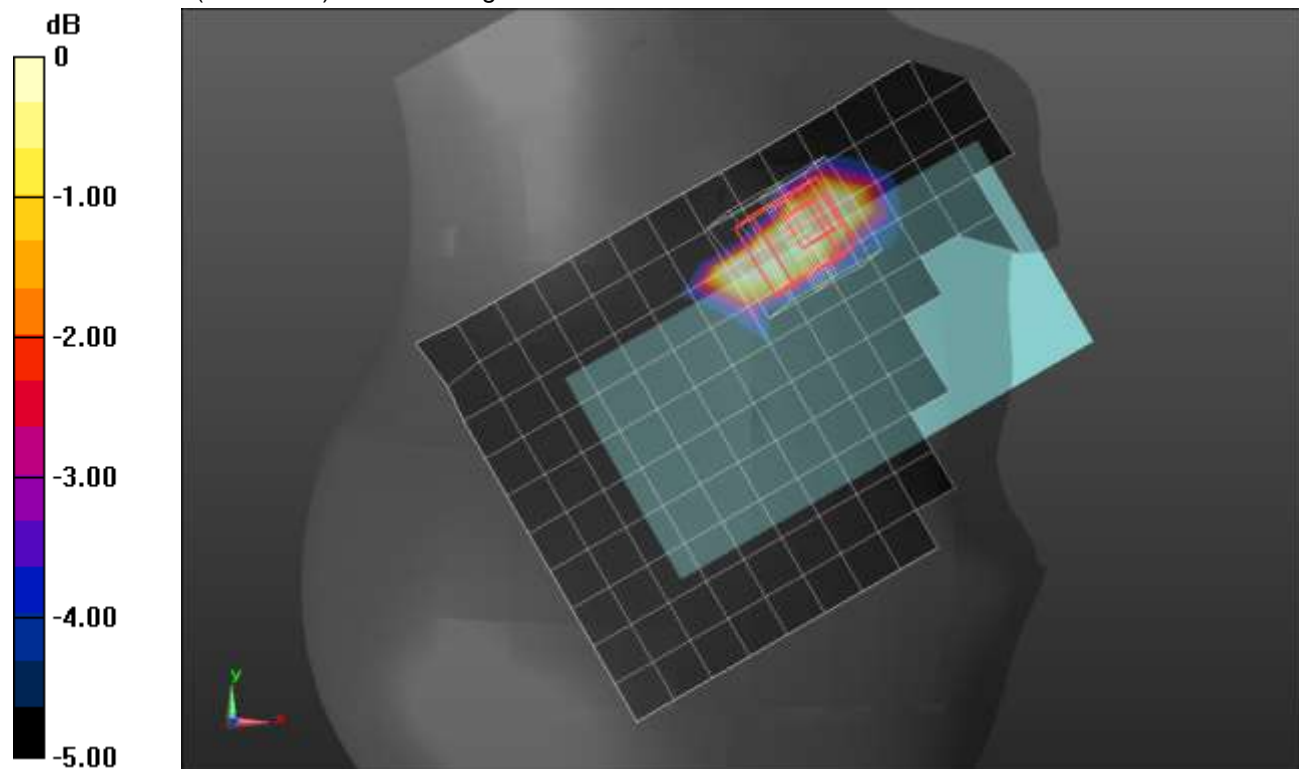
Peak SAR (extrapolated) = 0.841 W/kg

**SAR(1 g) = 0.321 W/kg; SAR(10 g) = 0.131 W/kg**

Smallest distance from peaks to all points 3 dB below = 9.1 mm

Ratio of SAR at M2 to SAR at M1 = 45.9%

Maximum value of SAR (measured) = 0.372 W/kg



0 dB = 0.372 W/kg = -4.29 dBW/kg

## LTE Band 48 ANT 7

Frequency: 3646.7 MHz; Duty Cycle: 1:1.59956; Room Ambient Temperature: 24.0°C; Liquid Temperature: 23.0°C  
 Medium parameters used (interpolated):  $f = 3646.7$  MHz;  $\sigma = 2.957$  S/m;  $\epsilon_r = 36.777$ ;  $\rho = 1000$  kg/m<sup>3</sup>

DASY5 Configuration:

- Area Scan Setting: Find Secondary Maximum Within: 2.0 dB and with a peak SAR value greater than 0.0012W/kg
- Electronics: DAE4 Sn1439; Calibrated: 7/16/2020
- Probe: EX3DV4 - SN3929; ConvF(6.45, 6.45, 6.45) @ 3646.7 MHz; Calibrated: 3/19/2021
- Sensor-Surface: 1.4mm (Mechanical Surface Detection), Sensor-Surface: 4mm (Mechanical Surface Detection)
- Phantom: Twin-SAM V8.0 (20deg probe tilt); Type: QD 000 P41 Ax; Serial: xxxx

**Rear/QPSK RB 50,24 Ch 56207/Area scan (10x15x1):** Measurement grid: dx=12mm, dy=12mm

[Info: Interpolated medium parameters used for SAR evaluation.](#)

Maximum value of SAR (measured) = 0.782 W/kg

**Rear/QPSK RB 50,24 Ch 56207/Zoom Scan (7x7x8)/Cube 0:** Measurement grid: dx=5mm, dy=5mm, dz=4mm

Reference Value = 13.76 V/m; Power Drift = -0.03 dB

Peak SAR (extrapolated) = 1.43 W/kg

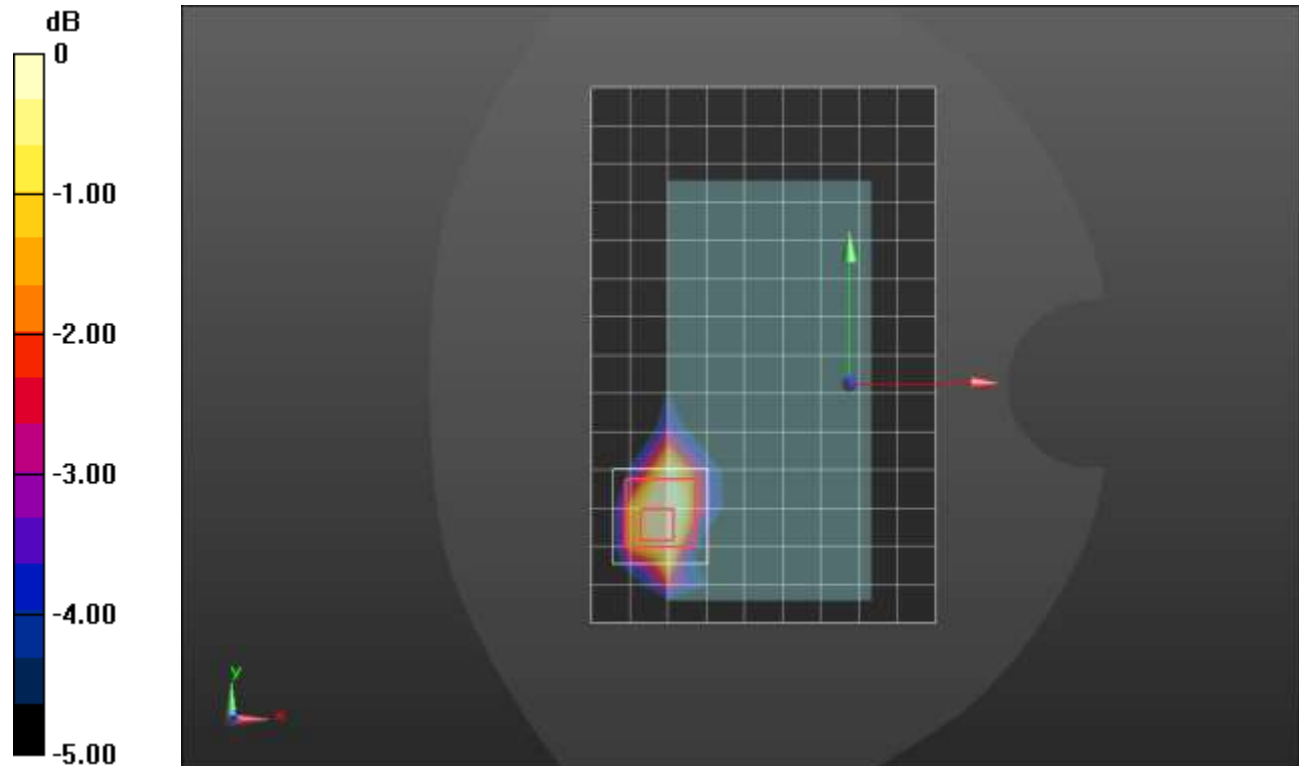
**SAR(1 g) = 0.512 W/kg; SAR(10 g) = 0.202 W/kg**

Smallest distance from peaks to all points 3 dB below = 7.1 mm

Ratio of SAR at M2 to SAR at M1 = 44.4%

[Info: Interpolated medium parameters used for SAR evaluation.](#)

Maximum value of SAR (measured) = 0.589 W/kg



0 dB = 0.589 W/kg = -2.30 dBW/kg

## LTE Band 48 ANT 7

Frequency: 3560 MHz; Duty Cycle: 1:1.59956; Room Ambient Temperature: 24.0°C; Liquid Temperature: 23.0°C  
 Medium parameters used:  $f = 3560$  MHz;  $\sigma = 2.904$  S/m;  $\epsilon_r = 37.048$ ;  $\rho = 1000$  kg/m<sup>3</sup>

DASY5 Configuration:

- Area Scan Setting: Find Secondary Maximum Within: 2.0 dB and with a peak SAR value greater than 0.0012W/kg
- Electronics: DAE4 Sn1439; Calibrated: 7/16/2020
- Probe: EX3DV4 - SN3929; ConvF(6.55, 6.55, 6.55) @ 3560 MHz; Calibrated: 3/19/2021
- Sensor-Surface: 1.4mm (Mechanical Surface Detection (Locations From Previous Scan Used)), Sensor-Surface: 4mm (Mechanical Surface Detection)
- Phantom: Twin-SAM V8.0 (20deg probe tilt); Type: QD 000 P41 Ax; Serial: xxxx

**Edge 2/QPSK RB 50,24 Ch 55340/Area Scan (6x17x1):** Measurement grid: dx=12mm, dy=12mm  
 Maximum value of SAR (measured) = 1.32 W/kg

**Edge 2/QPSK RB 50,24 Ch 55340/Zoom Scan (7x7x8)/Cube 0:** Measurement grid: dx=5mm, dy=5mm, dz=4mm

Reference Value = 18.89 V/m; Power Drift = -0.04 dB

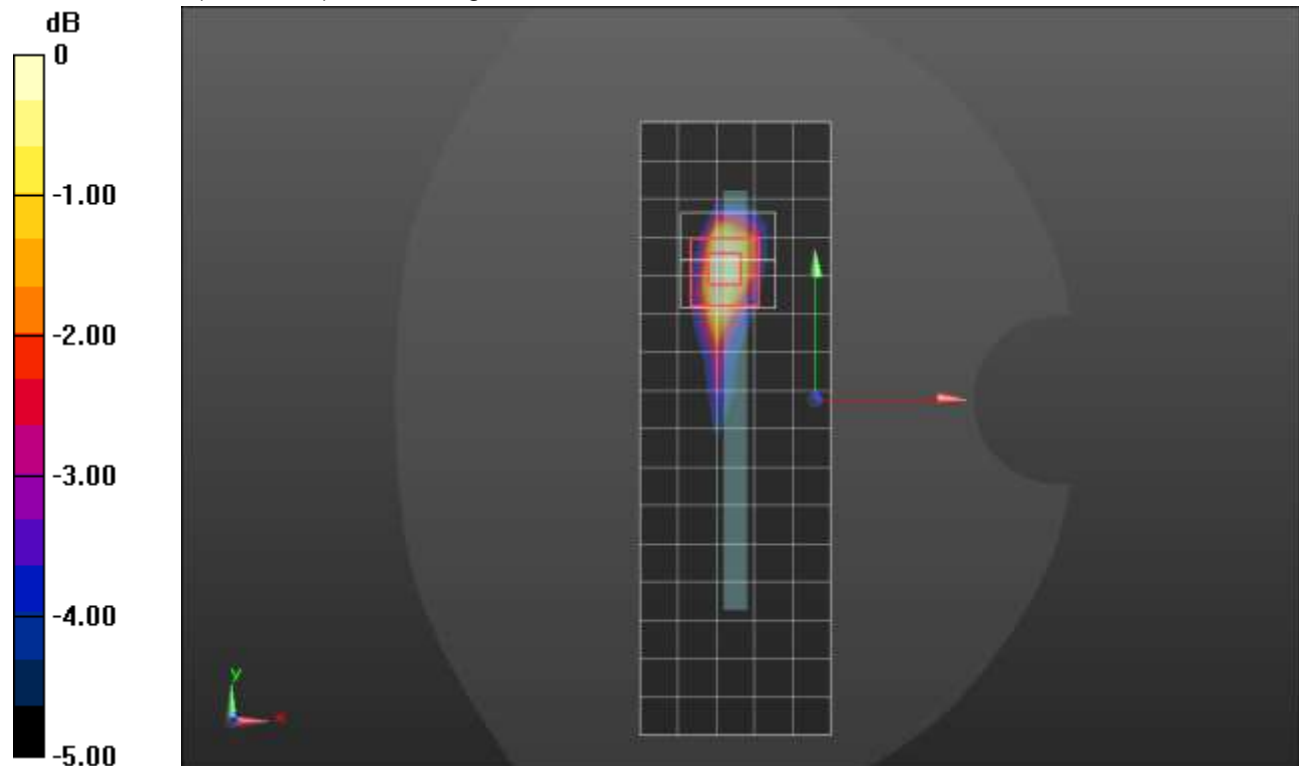
Peak SAR (extrapolated) = 2.33 W/kg

**SAR(1 g) = 0.872 W/kg; SAR(10 g) = 0.328 W/kg**

Smallest distance from peaks to all points 3 dB below = 7 mm

Ratio of SAR at M2 to SAR at M1 = 45.4%

Maximum value of SAR (measured) = 1.01 W/kg



0 dB = 1.01 W/kg = 0.04 dBW/kg

### LTE Band 48 ANT 8

Frequency: 3560 MHz; Duty Cycle: 1:1.59956; Room Ambient Temperature: 24.0°C; Liquid Temperature: 23.0°C  
 Medium parameters used:  $f = 3560$  MHz;  $\sigma = 2.874$  S/m;  $\epsilon_r = 38.653$ ;  $\rho = 1000$  kg/m<sup>3</sup>

DASY5 Configuration:

- Area Scan Setting: Find Secondary Maximum Within: 2.0 dB and with a peak SAR value greater than 0.0012W/kg
- Electronics: DAE4 Sn1439; Calibrated: 7/16/2020
- Probe: EX3DV4 - SN3929; ConvF(6.55, 6.55, 6.55) @ 3560 MHz; Calibrated: 3/19/2021
- Sensor-Surface: 1.4mm (Mechanical Surface Detection)
- Phantom: Twin-SAM V8.0 (20deg probe tilt); Type: QD 000 P41 Ax; Serial: xxxx

**RHS/Tilt\_QPSK RB 50,24 Ch 55340/Area Scan (10x15x1):** Measurement grid: dx=12mm, dy=12mm  
 Maximum value of SAR (measured) = 1.26 W/kg

**RHS/Tilt\_QPSK RB 50,24 Ch 55340/Zoom Scan (7x7x8)/Cube 0:** Measurement grid: dx=5mm, dy=5mm, dz=4mm

Reference Value = 19.14 V/m; Power Drift = 0.07 dB

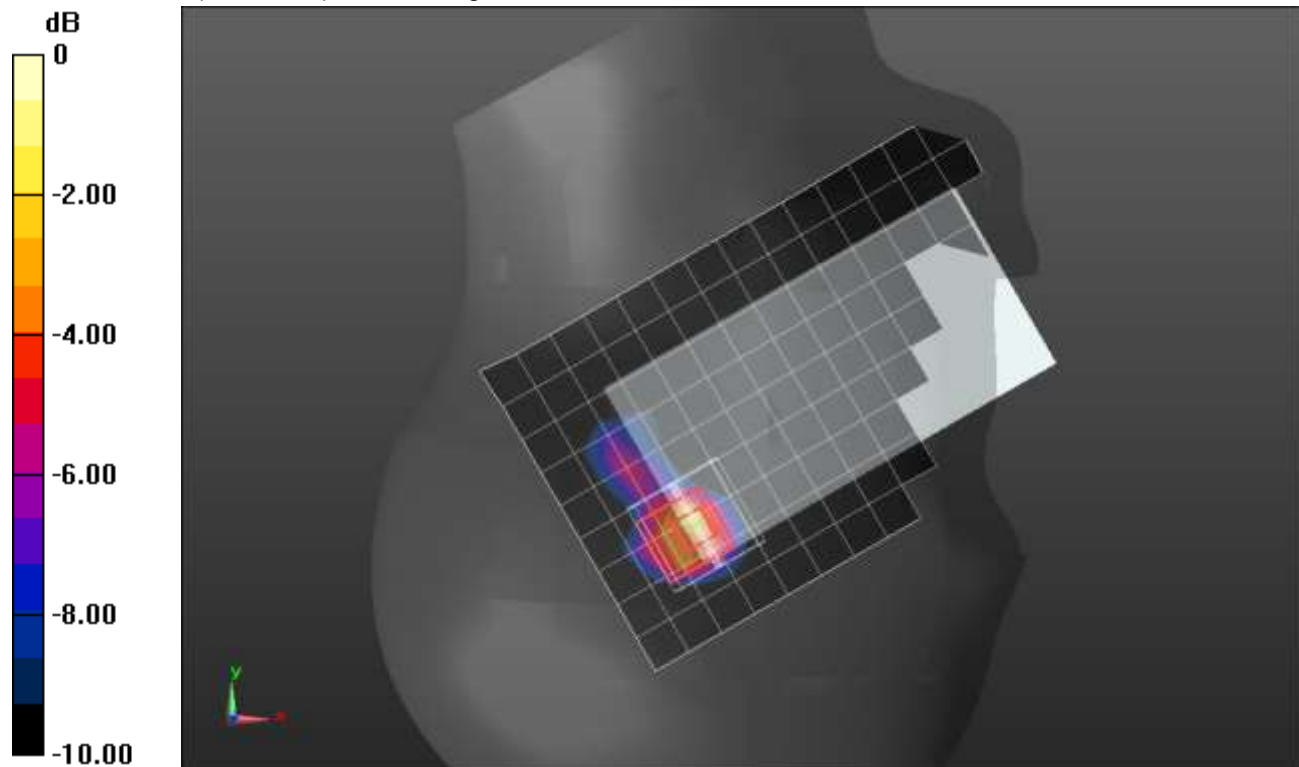
Peak SAR (extrapolated) = 2.28 W/kg

**SAR(1 g) = 0.893 W/kg; SAR(10 g) = 0.332 W/kg**

Smallest distance from peaks to all points 3 dB below = 6 mm

Ratio of SAR at M2 to SAR at M1 = 51.9%

Maximum value of SAR (measured) = 1.83 W/kg



0 dB = 1.83 W/kg = 2.62 dBW/kg

### LTE Band 48 ANT 8

Frequency: 3646.7 MHz; Duty Cycle: 1:1.59956; Room Ambient Temperature: 24.0°C; Liquid Temperature: 23.0°C  
 Medium parameters used (interpolated):  $f = 3646.7$  MHz;  $\sigma = 2.952$  S/m;  $\epsilon_r = 38.643$ ;  $\rho = 1000$  kg/m<sup>3</sup>

DASY5 Configuration:

- Area Scan Setting: Find Secondary Maximum Within: 2.0 dB and with a peak SAR value greater than 0.0012W/kg
- Electronics: DAE4 Sn1439; Calibrated: 7/16/2020
- Probe: EX3DV4 - SN3929; ConvF(6.45, 6.45, 6.45) @ 3646.7 MHz; Calibrated: 3/19/2021
- Sensor-Surface: 1.4mm (Mechanical Surface Detection)
- Phantom: Twin-SAM V8.0 (20deg probe tilt); Type: QD 000 P41 Ax; Serial: xxxx

**Rear/QPSK RB 100,0 Ch 56207/Area Scan (10x16x1):** Measurement grid: dx=12mm, dy=12mm  
 Maximum value of SAR (measured) = 1.73 W/kg

**Rear/QPSK RB 100,0 Ch 56207/Zoom Scan (7x7x8)/Cube 0:** Measurement grid: dx=5mm, dy=5mm, dz=4mm

Reference Value = 21.87 V/m; Power Drift = 0.09 dB

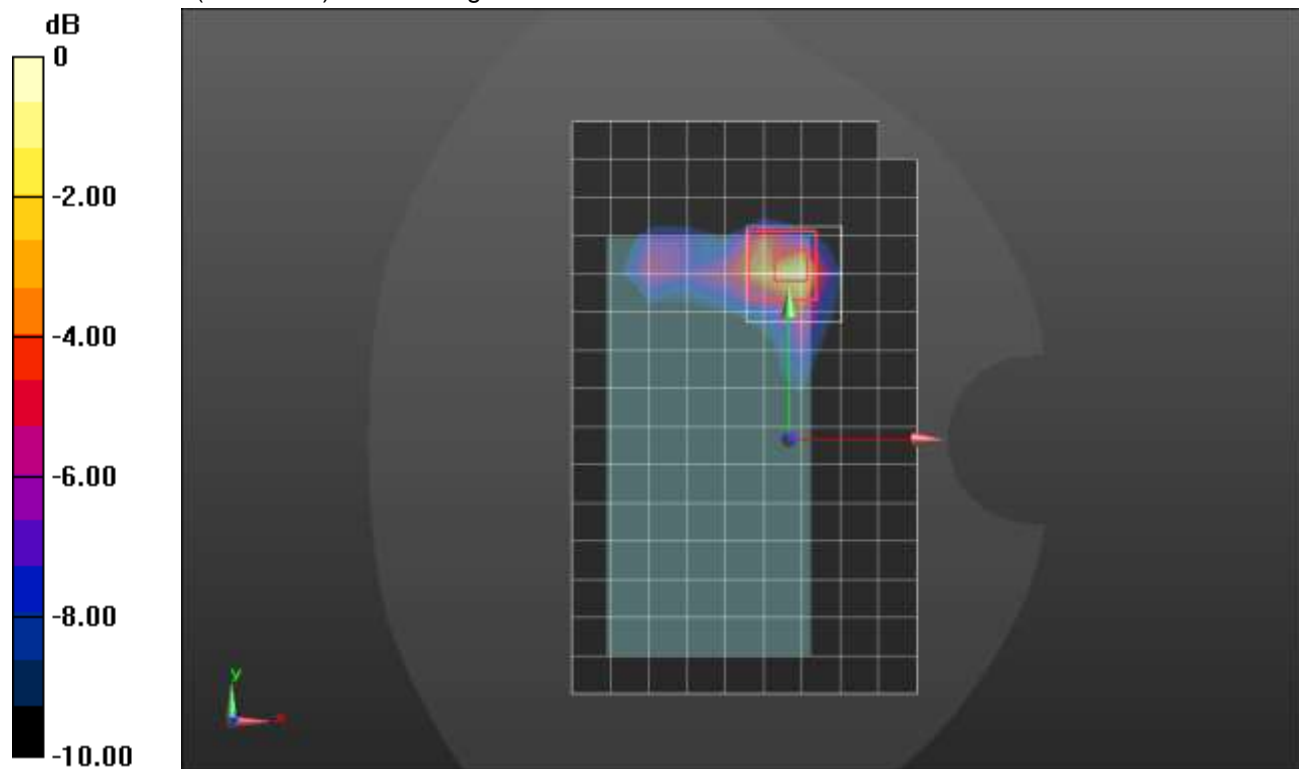
Peak SAR (extrapolated) = 2.77 W/kg

**SAR(1 g) = 0.857 W/kg; SAR(10 g) = 0.294 W/kg**

Smallest distance from peaks to all points 3 dB below = 5 mm

Ratio of SAR at M2 to SAR at M1 = 39.1%.

Maximum value of SAR (measured) = 1.79 W/kg



0 dB = 1.79 W/kg = 2.53 dBW/kg

### LTE Band 48 ANT 9


Frequency: 3646.7 MHz; Duty Cycle: 1:1.59956; Room Ambient Temperature: 24.0°C; Liquid Temperature: 23.0°C  
Medium parameters used (interpolated):  $f = 3646.7$  MHz;  $\sigma = 2.992$  S/m;  $\epsilon_r = 39.149$ ;  $\rho = 1000$  kg/m<sup>3</sup>

DASY5 Configuration:

- Area Scan Setting: Find Secondary Maximum Within: 2.0 dB and with a peak SAR value greater than 0.0012W/kg
- Electronics: DAE4 Sn1439; Calibrated: 7/16/2020
- Probe: EX3DV4 - SN3929; ConvF(6.45, 6.45, 6.45) @ 3646.7 MHz; Calibrated: 3/19/2021
- Sensor-Surface: 1.4mm (Mechanical Surface Detection)
- Phantom: Twin-SAM V8.0 (20deg probe tilt); Type: QD 000 P41 Ax; Serial: xxxx

**LHS/Touch\_QPSK RB 1,49 Ch 56207/Area Scan (10x15x1):** Measurement grid: dx=12mm, dy=12mm  
Maximum value of SAR (measured) = 0.864 W/kg

**LHS/Touch\_QPSK RB 1,49 Ch 56207/Zoom Scan (7x7x8)/Cube 0:** Measurement grid: dx=5mm, dy=5mm, dz=4mm  
Reference Value = 15.85 V/m; Power Drift = 0.02 dB  
Peak SAR (extrapolated) = 1.60 W/kg  
**SAR(1 g) = 0.513 W/kg; SAR(10 g) = 0.170 W/kg**  
Smallest distance from peaks to all points 3 dB below = 5.2 mm  
Ratio of SAR at M2 to SAR at M1 = 41%  
Maximum value of SAR (measured) = 1.12 W/kg



0 dB = 1.12 W/kg = 0.49 dBW/kg



### LTE Band 48 ANT 9

Frequency: 3646.7 MHz; Duty Cycle: 1:1.59956; Room Ambient Temperature: 24.0°C; Liquid Temperature: 23.0°C  
 Medium parameters used (interpolated):  $f = 3646.7$  MHz;  $\sigma = 2.957$  S/m;  $\epsilon_r = 36.777$ ;  $\rho = 1000$  kg/m<sup>3</sup>

DASY5 Configuration:

- Area Scan Setting: Find Secondary Maximum Within: 2.0 dB and with a peak SAR value greater than 0.0012W/kg
- Electronics: DAE4 Sn1439; Calibrated: 7/16/2020
- Probe: EX3DV4 - SN3929; ConvF(6.45, 6.45, 6.45) @ 3646.7 MHz; Calibrated: 3/19/2021
- Sensor-Surface: 1.4mm (Mechanical Surface Detection), Sensor-Surface: 4mm (Mechanical Surface Detection)
- Phantom: Twin-SAM V8.0 (20deg probe tilt); Type: QD 000 P41 Ax; Serial: xxxx

**Rear/QPSK RB 50,24 Ch 56207/Area scan (10x15x1):** Measurement grid: dx=12mm, dy=12mm  
 Maximum value of SAR (measured) = 0.755 W/kg

**Rear/QPSK RB 50,24 Ch 56207/Zoom Scan (7x7x8)/Cube 0:** Measurement grid: dx=5mm, dy=5mm, dz=4mm

Reference Value = 12.33 V/m; Power Drift = 0.11 dB

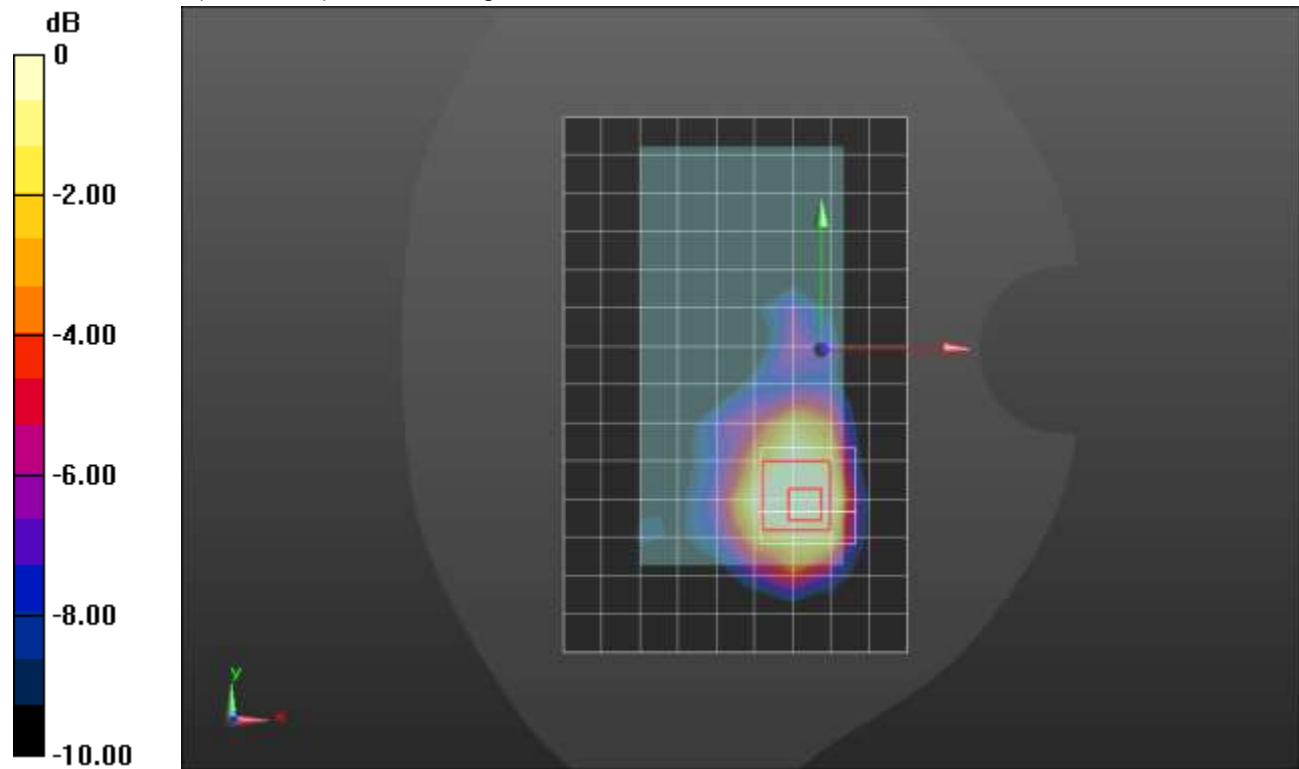
Peak SAR (extrapolated) = 1.20 W/kg

**SAR(1 g) = 0.432 W/kg; SAR(10 g) = 0.187 W/kg**

Smallest distance from peaks to all points 3 dB below = 9.9 mm

Ratio of SAR at M2 to SAR at M1 = 40.7%

Maximum value of SAR (measured) = 0.466 W/kg



0 dB = 0.466 W/kg = -3.32 dBW/kg



### LTE Band 48 ANT 9

Frequency: 3560 MHz; Duty Cycle: 1:1.59956; Room Ambient Temperature: 24.0°C; Liquid Temperature: 23.0°C  
 Medium parameters used:  $f = 3560 \text{ MHz}$ ;  $\sigma = 2.904 \text{ S/m}$ ;  $\epsilon_r = 37.048$ ;  $\rho = 1000 \text{ kg/m}^3$

DASY5 Configuration:

- Area Scan Setting: Find Secondary Maximum Within: 2.0 dB and with a peak SAR value greater than 0.0012W/kg
- Electronics: DAE4 Sn1439; Calibrated: 7/16/2020
- Probe: EX3DV4 - SN3929; ConvF(6.55, 6.55, 6.55) @ 3560 MHz; Calibrated: 3/19/2021
- Sensor-Surface: 1.4mm (Mechanical Surface Detection (Locations From Previous Scan Used)), Sensor-Surface: 4mm (Mechanical Surface Detection)
- Phantom: Twin-SAM V8.0 (20deg probe tilt); Type: QD 000 P41 Ax; Serial: xxxx

**Edge 4/QPSK RB 50,24 Ch 55340/Area Scan (6x17x1):** Measurement grid:  $dx=12\text{mm}$ ,  $dy=12\text{mm}$   
 Maximum value of SAR (measured) = 1.33 W/kg

**Edge 4/QPSK RB 50,24 Ch 55340/Zoom Scan (7x7x8)/Cube 0:** Measurement grid:  $dx=5\text{mm}$ ,  $dy=5\text{mm}$ ,  $dz=4\text{mm}$

Reference Value = 19.19 V/m; Power Drift = -0.05 dB

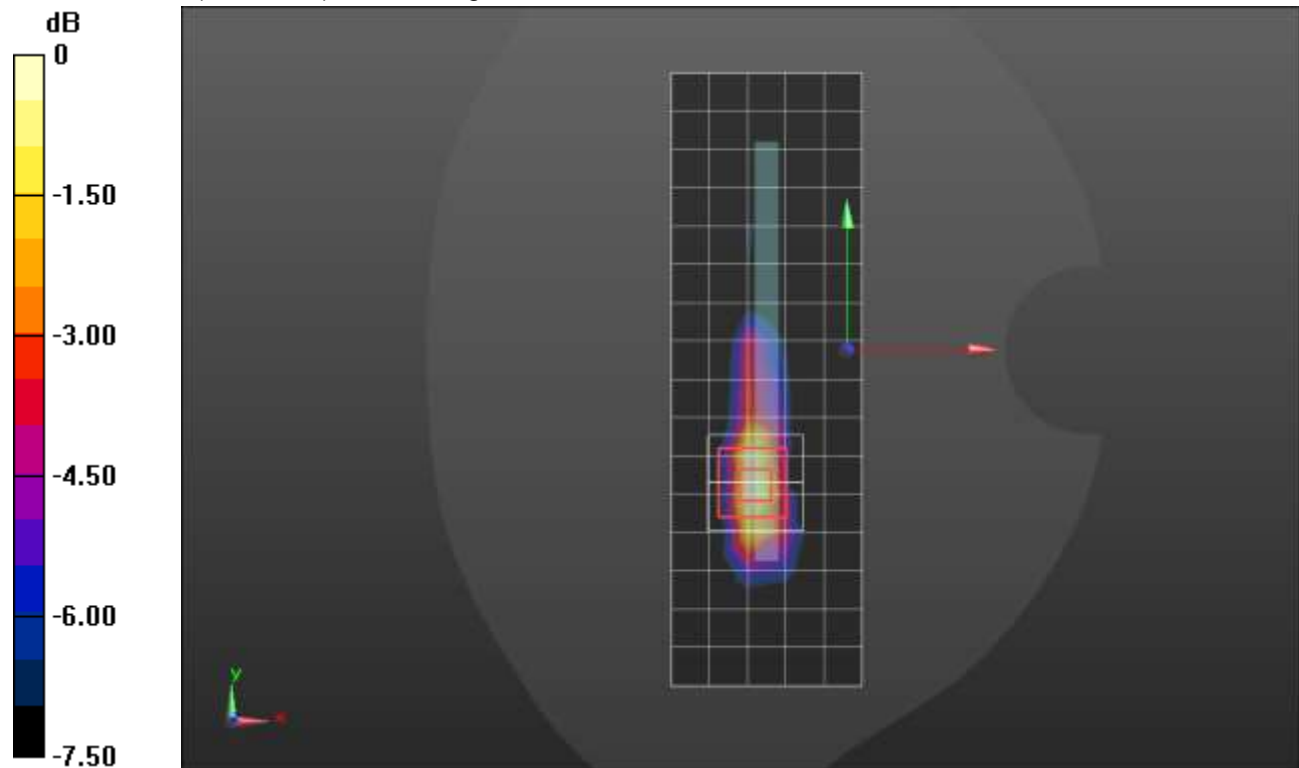
Peak SAR (extrapolated) = 2.54 W/kg

**SAR(1 g) = 0.881 W/kg; SAR(10 g) = 0.306 W/kg**

Smallest distance from peaks to all points 3 dB below = 6 mm

Ratio of SAR at M2 to SAR at M1 = 46%

Maximum value of SAR (measured) = 1.05 W/kg



0 dB = 1.05 W/kg = 0.21 dBW/kg

## LTE Band 48 ANT 4

Frequency: 3603.3 MHz; Duty Cycle: 1:1.59956; Room Ambient Temperature: 24.0°C; Liquid Temperature: 23.0°C  
 Medium parameters used (interpolated):  $f = 3603.3$  MHz;  $\sigma = 2.949$  S/m;  $\epsilon_r = 39.239$ ;  $\rho = 1000$  kg/m<sup>3</sup>

DASY5 Configuration:

- Area Scan Setting: Find Secondary Maximum Within: 2.0 dB and with a peak SAR value greater than 0.0012W/kg
- Electronics: DAE4 Sn1439; Calibrated: 7/16/2020
- Probe: EX3DV4 - SN3929; ConvF(6.45, 6.45, 6.45) @ 3603.3 MHz; Calibrated: 3/19/2021
- Sensor-Surface: 1.4mm (Mechanical Surface Detection)
- Phantom: Twin-SAM V8.0 (20deg probe tilt); Type: QD 000 P41 Ax; Serial: xxxx

**LHS/Touch\_QPSK RB 1,49 Ch 55773/Area Scan (10x15x1):** Measurement grid: dx=12mm, dy=12mm

[Info: Interpolated medium parameters used for SAR evaluation.](#)

Maximum value of SAR (measured) = 1.58 W/kg

**LHS/Touch\_QPSK RB 1,49 Ch 55773/Zoom Scan (7x7x8)/Cube 0:** Measurement grid: dx=5mm, dy=5mm, dz=4mm

Reference Value = 21.47 V/m; Power Drift = -0.03 dB

Peak SAR (extrapolated) = 2.86 W/kg

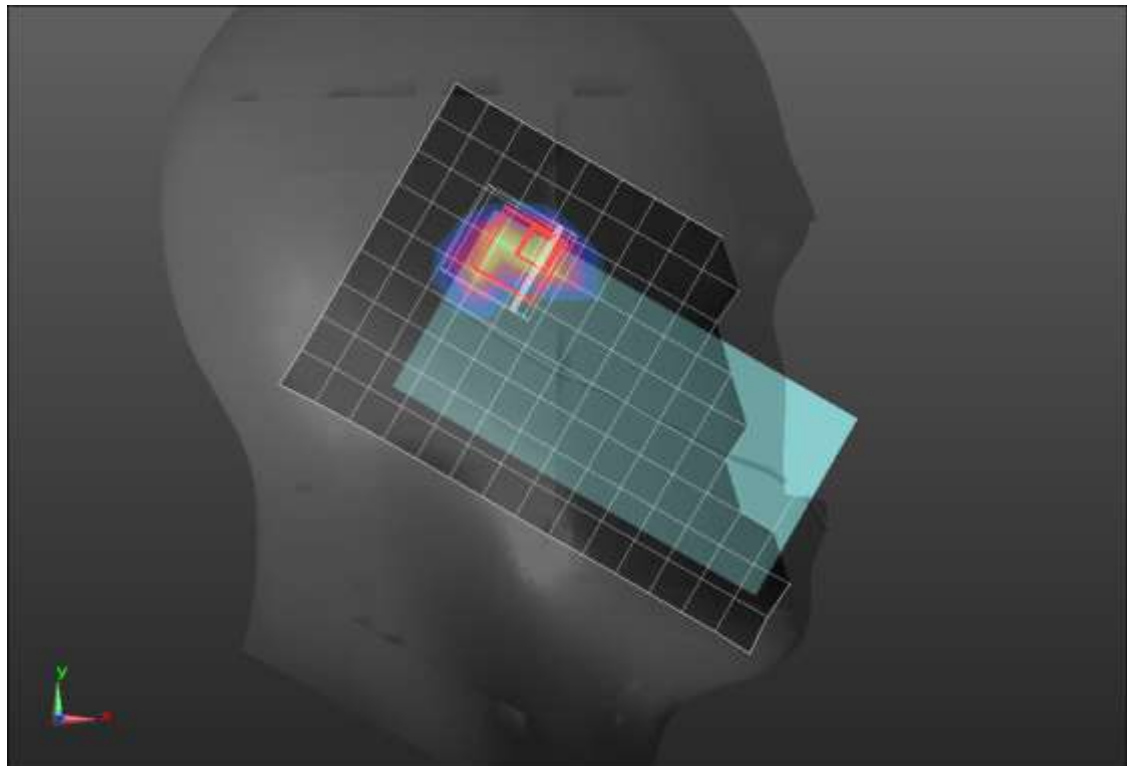
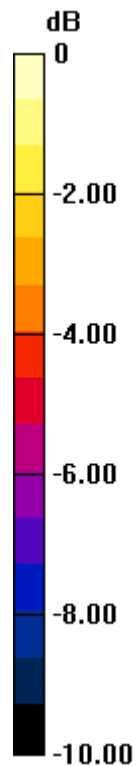
**SAR(1 g) = 0.895 W/kg; SAR(10 g) = 0.354 W/kg**

Smallest distance from peaks to all points 3 dB below = 6 mm

Ratio of SAR at M2 to SAR at M1 = 37.9%

[Info: Interpolated medium parameters used for SAR evaluation.](#)

Maximum value of SAR (measured) = 2.04 W/kg



0 dB = 2.04 W/kg = 3.10 dBW/kg

## LTE Band 48 ANT 4

Frequency: 3646.7 MHz; Duty Cycle: 1:1.59956; Room Ambient Temperature: 24.0°C; Liquid Temperature: 23.0°C  
 Medium parameters used (interpolated):  $f = 3646.7$  MHz;  $\sigma = 3.047$  S/m;  $\epsilon_r = 38.166$ ;  $\rho = 1000$  kg/m<sup>3</sup>

DASY5 Configuration:

- Area Scan Setting: Find Secondary Maximum Within: 2.0 dB and with a peak SAR value greater than 0.0012W/kg
- Electronics: DAE4 Sn1259; Calibrated: 7/16/2020
- Probe: EX3DV4 - SN3990; ConvF(7, 7, 7) @ 3646.7 MHz; Calibrated: 2/5/2021
- Sensor-Surface: 1.4mm (Mechanical Surface Detection), Sensor-Surface: 4mm (Mechanical Surface Detection)
- Phantom: Twin-SAM V8.0 (20deg probe tilt); Type: QD 000 P41 Ax; Serial: xxxx

**Rear/QPSK RB 1,49 Ch 56207/Area scan (10x15x1):** Measurement grid: dx=12mm, dy=12mm

[Info: Interpolated medium parameters used for SAR evaluation.](#)

Maximum value of SAR (measured) = 1.59 W/kg

**Rear/QPSK RB 1,49 Ch 56207/Zoom Scan (7x7x8)/Cube 0:** Measurement grid: dx=5mm, dy=5mm, dz=4mm

Reference Value = 16.92 V/m; Power Drift = 0.10 dB

Peak SAR (extrapolated) = 2.25 W/kg

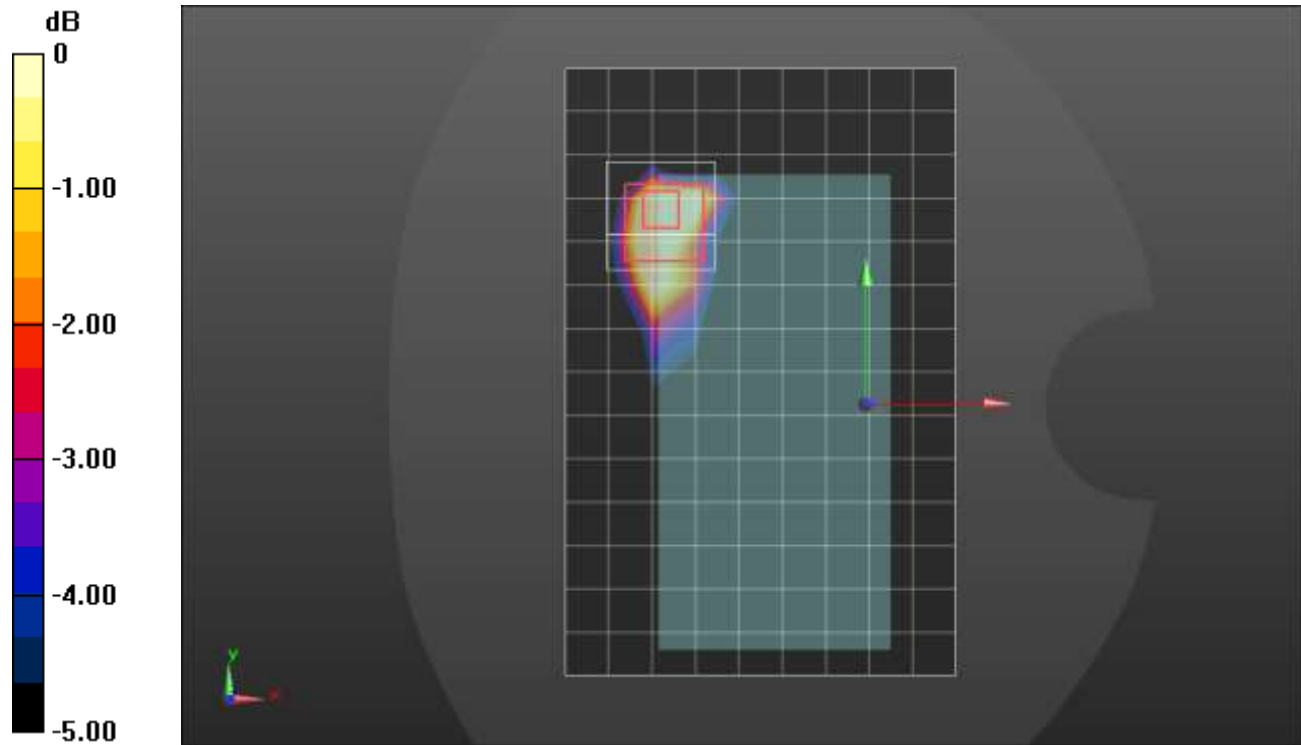
**SAR(1 g) = 0.802 W/kg; SAR(10 g) = 0.330 W/kg**

Smallest distance from peaks to all points 3 dB below = 7 mm

Ratio of SAR at M2 to SAR at M1 = 44%

[Info: Interpolated medium parameters used for SAR evaluation.](#)

Maximum value of SAR (measured) = 0.889 W/kg



0 dB = 0.889 W/kg = -0.51 dBW/kg

### LTE Band 66 ANT 1

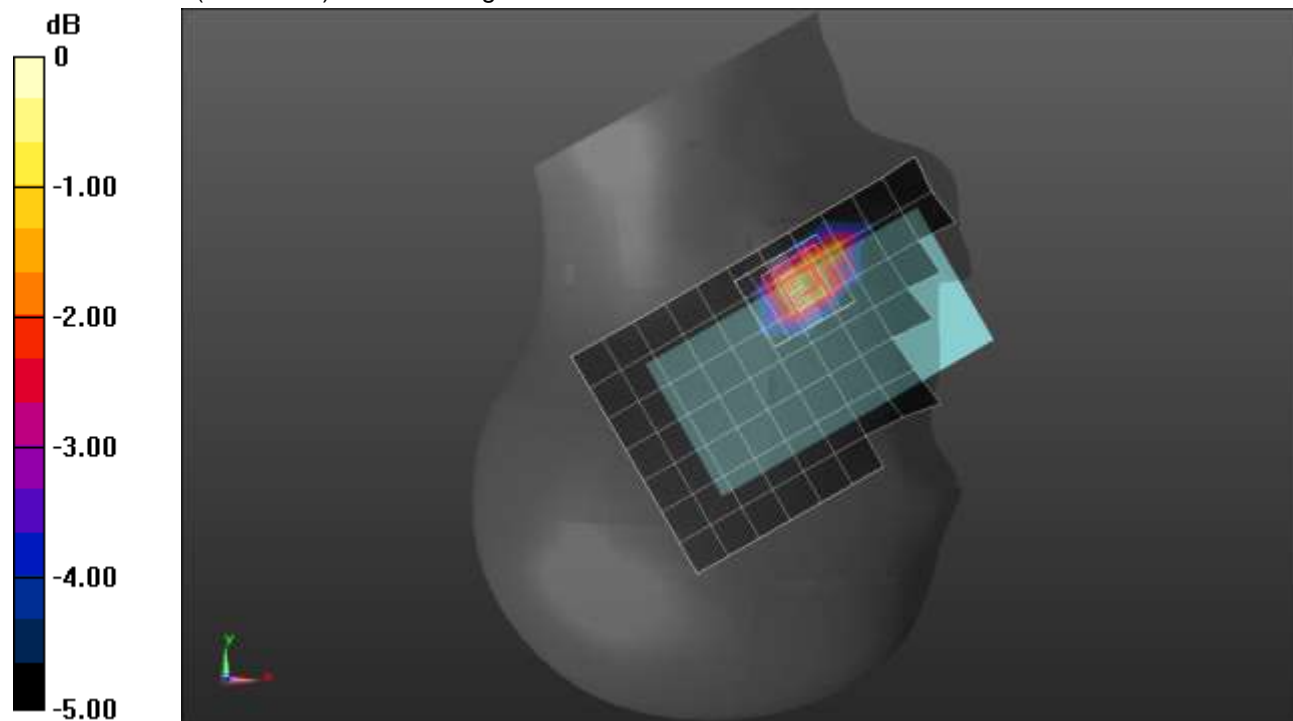
Frequency: 1745 MHz; Duty Cycle: 1:1; Room Ambient Temperature: 24.0°C; Liquid Temperature: 23.0°C  
Medium parameters used:  $f = 1745 \text{ MHz}$ ;  $\sigma = 1.305 \text{ S/m}$ ;  $\epsilon_r = 38.953$ ;  $\rho = 1000 \text{ kg/m}^3$

DASY5 Configuration:

- Area Scan Setting: Find Secondary Maximum Within: 2.0 dB and with a peak SAR value greater than 0.0012W/kg
- Electronics: DAE4 Sn1357; Calibrated: 1/28/2021
- Probe: EX3DV4 - SN3773; ConvF(8.05, 8.05, 8.05) @ 1745 MHz; Calibrated: 2/25/2021
- Sensor-Surface: 1.4mm (Mechanical Surface Detection)
- Phantom: Twin-SAM V5.0 (30deg probe tilt); Type: QD 000 P40 CD; Serial: 1629

**RHS/Touch\_QPSK RB 1,49 Ch 132322/Area Scan (8x12x1):** Measurement grid: dx=15mm, dy=15mm  
Maximum value of SAR (measured) = 0.450 W/kg

**RHS/Touch\_QPSK RB 1,49 Ch 132322/Zoom Scan (5x5x7)/Cube 0:** Measurement grid: dx=8mm, dy=8mm, dz=5mm  
Reference Value = 18.23 V/m; Power Drift = -0.03 dB  
Peak SAR (extrapolated) = 0.660 W/kg  
**SAR(1 g) = 0.413 W/kg; SAR(10 g) = 0.253 W/kg**  
Smallest distance from peaks to all points 3 dB below = 12.5 mm  
Ratio of SAR at M2 to SAR at M1 = 63.4%  
Maximum value of SAR (measured) = 0.571 W/kg



0 dB = 0.571 W/kg = -2.43 dBW/kg

## LTE Band 66 ANT 1

Frequency: 1770 MHz; Duty Cycle: 1:1; Room Ambient Temperature: 24.0°C; Liquid Temperature: 23.0°C  
 Medium parameters used:  $f = 1770$  MHz;  $\sigma = 1.329$  S/m;  $\epsilon_r = 38.911$ ;  $\rho = 1000$  kg/m<sup>3</sup>

DASY5 Configuration:

- Area Scan Setting: Find Secondary Maximum Within: 2.0 dB and with a peak SAR value greater than 0.0012W/kg
- Electronics: DAE4 Sn1357; Calibrated: 1/28/2021
- Probe: EX3DV4 - SN3773; ConvF(8.05, 8.05, 8.05) @ 1770 MHz; Calibrated: 2/25/2021
- Sensor-Surface: 2.5mm (Mechanical Surface Detection)
- Phantom: Twin-SAM V5.0 (30deg probe tilt); Type: QD 000 P40 CD; Serial: 1629

**Rear/QPSK RB 1,49 Ch 132572/Area Scan (8x14x1):** Measurement grid: dx=15mm, dy=15mm  
 Maximum value of SAR (measured) = 1.05 W/kg

**Rear/QPSK RB 1,49 Ch 132572/Zoom Scan (5x5x7)/Cube 0:** Measurement grid: dx=8mm, dy=8mm, dz=5mm

Reference Value = 28.41 V/m; Power Drift = -0.18 dB

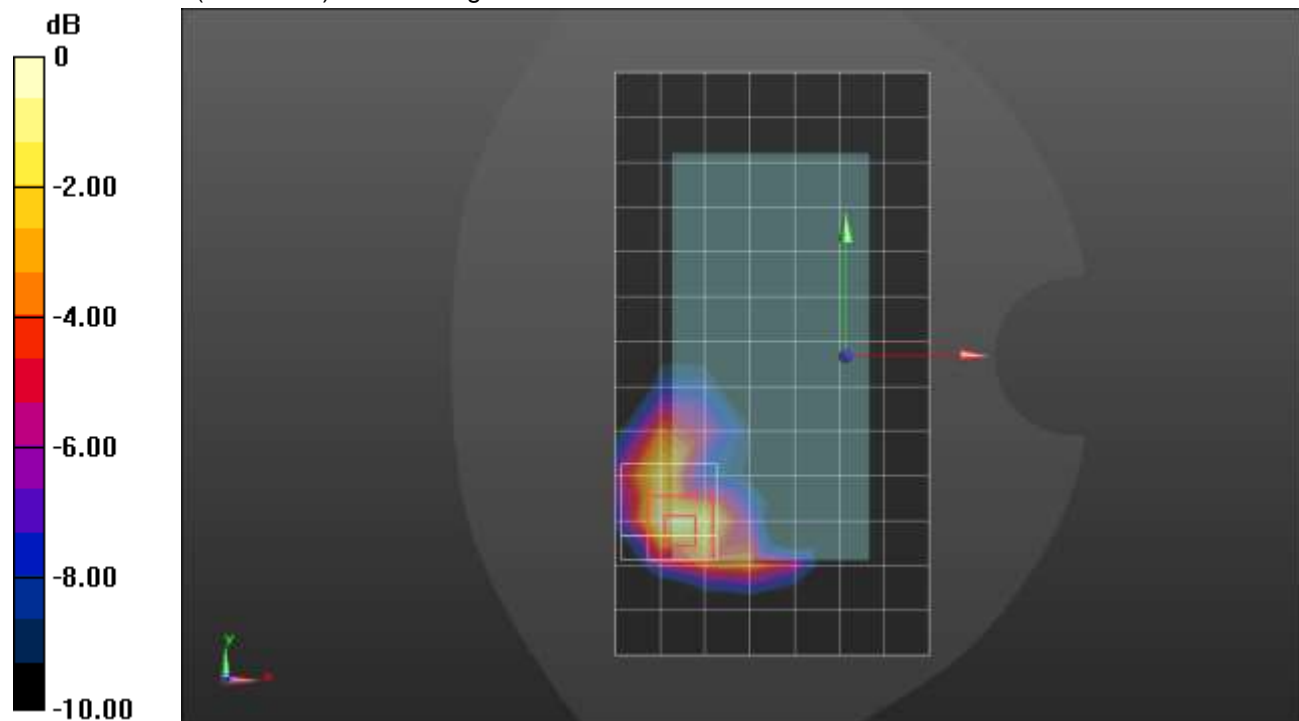
Peak SAR (extrapolated) = 1.69 W/kg

**SAR(1 g) = 0.830 W/kg; SAR(10 g) = 0.395 W/kg**

Smallest distance from peaks to all points 3 dB below = 7.2 mm

Ratio of SAR at M2 to SAR at M1 = 57.3%

Maximum value of SAR (measured) = 1.06 W/kg



0 dB = 1.06 W/kg = 0.25 dBW/kg

## LTE Band 66 ANT 2

Frequency: 1720 MHz; Duty Cycle: 1:1; Room Ambient Temperature: 24.0°C; Liquid Temperature: 23.0°C  
 Medium parameters used:  $f = 1720 \text{ MHz}$ ;  $\sigma = 1.298 \text{ S/m}$ ;  $\epsilon_r = 38.441$ ;  $\rho = 1000 \text{ kg/m}^3$

DASY5 Configuration:

- Area Scan Setting: Find Secondary Maximum Within: 2.0 dB and with a peak SAR value greater than 0.0012W/kg
- Electronics: DAE4 Sn1357; Calibrated: 1/28/2021
- Probe: EX3DV4 - SN3773; ConvF(8.05, 8.05, 8.05) @ 1720 MHz; Calibrated: 2/25/2021
- Sensor-Surface: 1.4mm (Mechanical Surface Detection)
- Phantom: Twin-SAM V5.0 (30deg probe tilt); Type: QD 000 P40 CD; Serial: 1629

**RHS/Touch\_QPSK RB 50,24 Ch 132072/Area Scan (8x12x1):** Measurement grid: dx=15mm, dy=15mm  
 Maximum value of SAR (measured) = 1.14 W/kg

**RHS/Touch\_QPSK RB 50,24 Ch 132072/Zoom Scan (5x5x7)/Cube 0:** Measurement grid: dx=8mm, dy=8mm, dz=5mm

Reference Value = 27.36 V/m; Power Drift = 0.06 dB

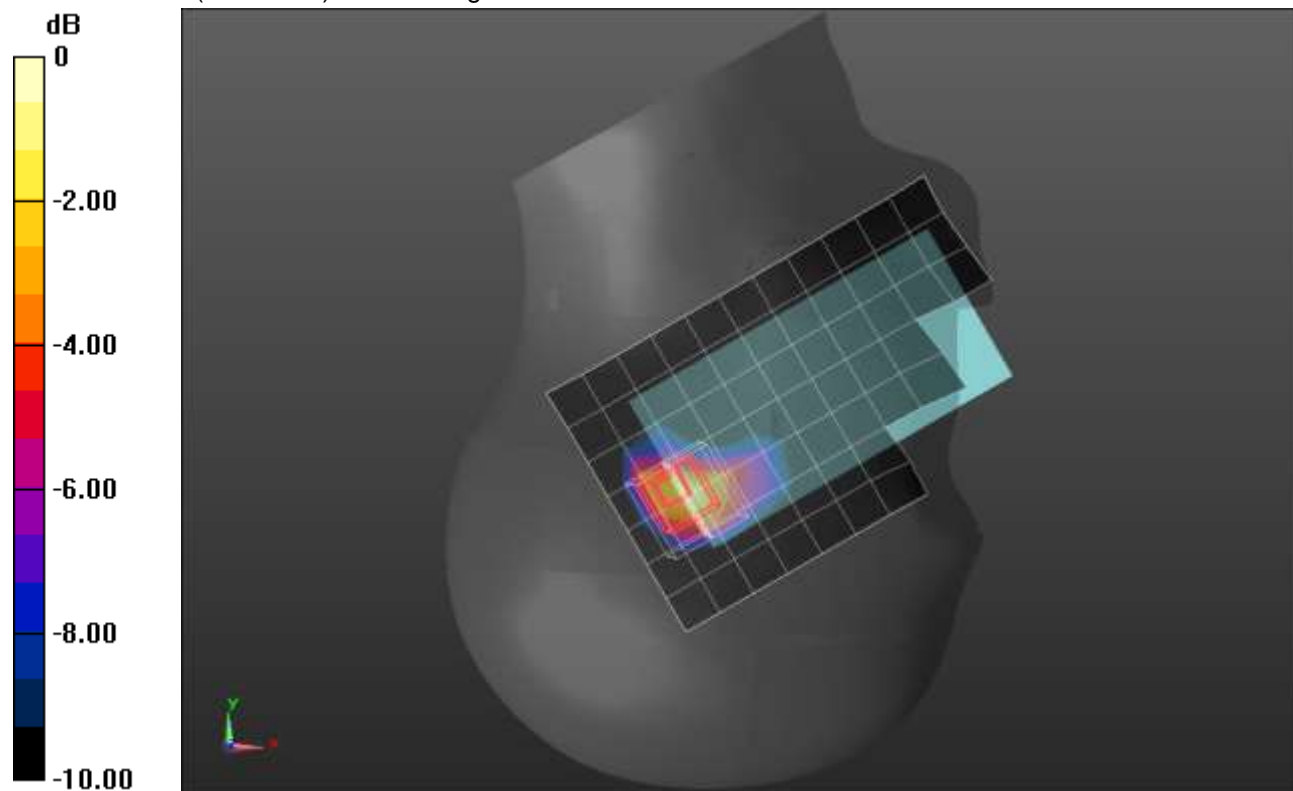
Peak SAR (extrapolated) = 1.91 W/kg

**SAR(1 g) = 0.873 W/kg; SAR(10 g) = 0.424 W/kg**

Smallest distance from peaks to all points 3 dB below = 6.6 mm

Ratio of SAR at M2 to SAR at M1 = 44.7%

Maximum value of SAR (measured) = 1.45 W/kg



0 dB = 1.45 W/kg = 1.61 dBW/kg

## LTE Band 66 ANT 2

Frequency: 1745 MHz; Duty Cycle: 1:1; Room Ambient Temperature: 24.0°C; Liquid Temperature: 23.0°C  
 Medium parameters used:  $f = 1745 \text{ MHz}$ ;  $\sigma = 1.307 \text{ S/m}$ ;  $\epsilon_r = 38.391$ ;  $\rho = 1000 \text{ kg/m}^3$

DASY5 Configuration:

- Area Scan Setting: Find Secondary Maximum Within: 2.0 dB and with a peak SAR value greater than 0.0012W/kg
- Electronics: DAE4 Sn1357; Calibrated: 1/28/2021
- Probe: EX3DV4 - SN3773; ConvF(8.05, 8.05, 8.05) @ 1745 MHz; Calibrated: 2/25/2021
- Sensor-Surface: 2.5mm (Mechanical Surface Detection)
- Phantom: Twin-SAM V5.0 (30deg probe tilt); Type: QD 000 P40 CD; Serial: 1629

**Rear/QPSK RB 1,49 Ch 132322/Area Scan (8x14x1):** Measurement grid: dx=15mm, dy=15mm  
 Maximum value of SAR (measured) = 0.805 W/kg

**Rear/QPSK RB 1,49 Ch 132322/Zoom Scan (5x5x7)/Cube 0:** Measurement grid: dx=8mm, dy=8mm, dz=5mm

Reference Value = 25.41 V/m; Power Drift = -0.19 dB

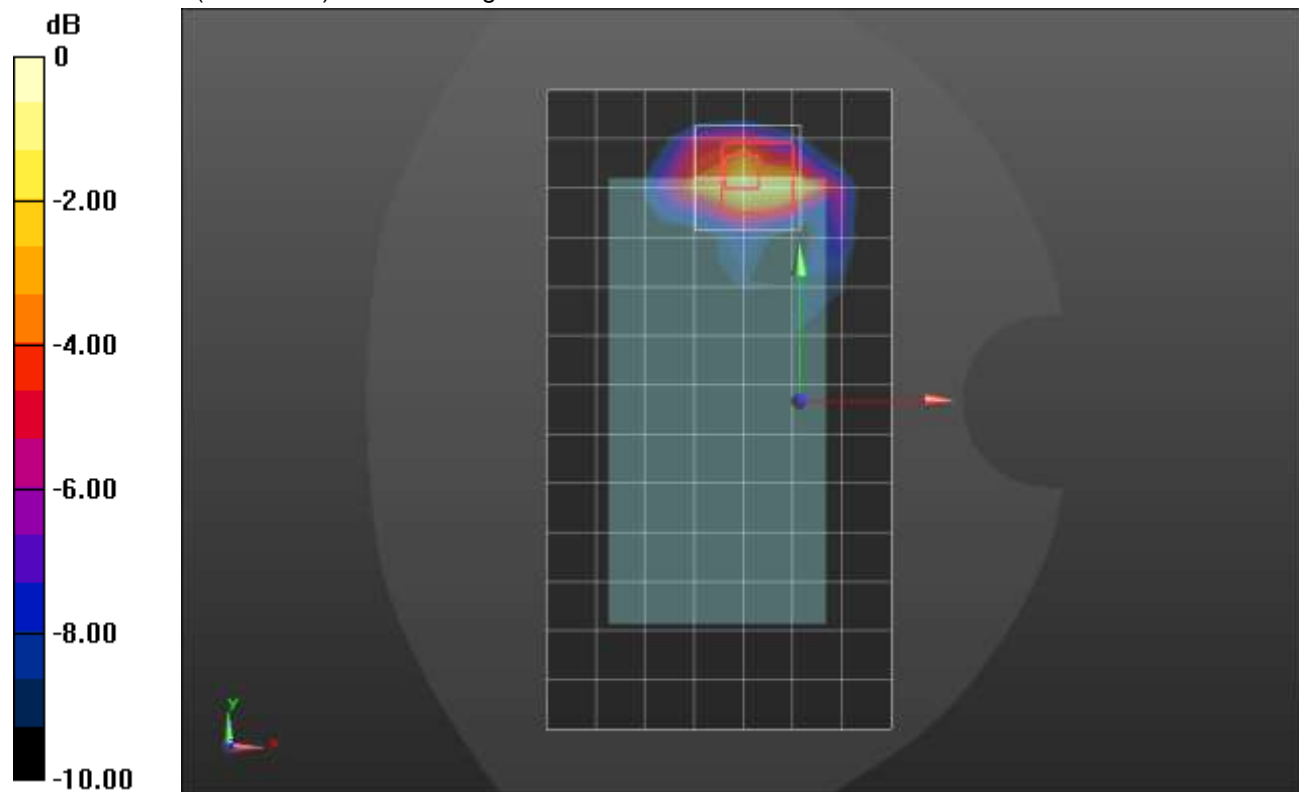
Peak SAR (extrapolated) = 1.47 W/kg

**SAR(1 g) = 0.702 W/kg; SAR(10 g) = 0.344 W/kg**

Smallest distance from peaks to all points 3 dB below = 5.8 mm

Ratio of SAR at M2 to SAR at M1 = 53.5%

Maximum value of SAR (measured) = 0.937 W/kg



0 dB = 0.937 W/kg = -0.28 dBW/kg

## LTE Band 66 ANT 2

Frequency: 1745 MHz; Duty Cycle: 1:1; Room Ambient Temperature: 24.0°C; Liquid Temperature: 23.0°C

Medium parameters used:  $f = 1745 \text{ MHz}$ ;  $\sigma = 1.307 \text{ S/m}$ ;  $\epsilon_r = 38.391$ ;  $\rho = 1000 \text{ kg/m}^3$

DASY5 Configuration:

- Area Scan Setting: Find Secondary Maximum Within: 2.0 dB and with a peak SAR value greater than 0.0012W/kg
- Electronics: DAE4 Sn1357; Calibrated: 1/28/2021
- Probe: EX3DV4 - SN3773; ConvF(8.05, 8.05, 8.05) @ 1745 MHz; Calibrated: 2/25/2021
- Sensor-Surface: 2.5mm (Mechanical Surface Detection (Locations From Previous Scan Used)), Sensor-Surface: 2.5mm (Mechanical Surface Detection)
- Phantom: Twin-SAM V5.0 (30deg probe tilt); Type: QD 000 P40 CD; Serial: 1629

**Edge 1/QPSK RB 100,0 Ch 132322/Area Scan (5x9x1):** Measurement grid: dx=15mm, dy=15mm

Maximum value of SAR (measured) = 1.14 W/kg

**Edge 1/QPSK RB 100,0 Ch 132322/Zoom Scan (5x5x7)/Cube 0:** Measurement grid: dx=8mm, dy=8mm, dz=5mm

Reference Value = 26.18 V/m; Power Drift = 0.01 dB

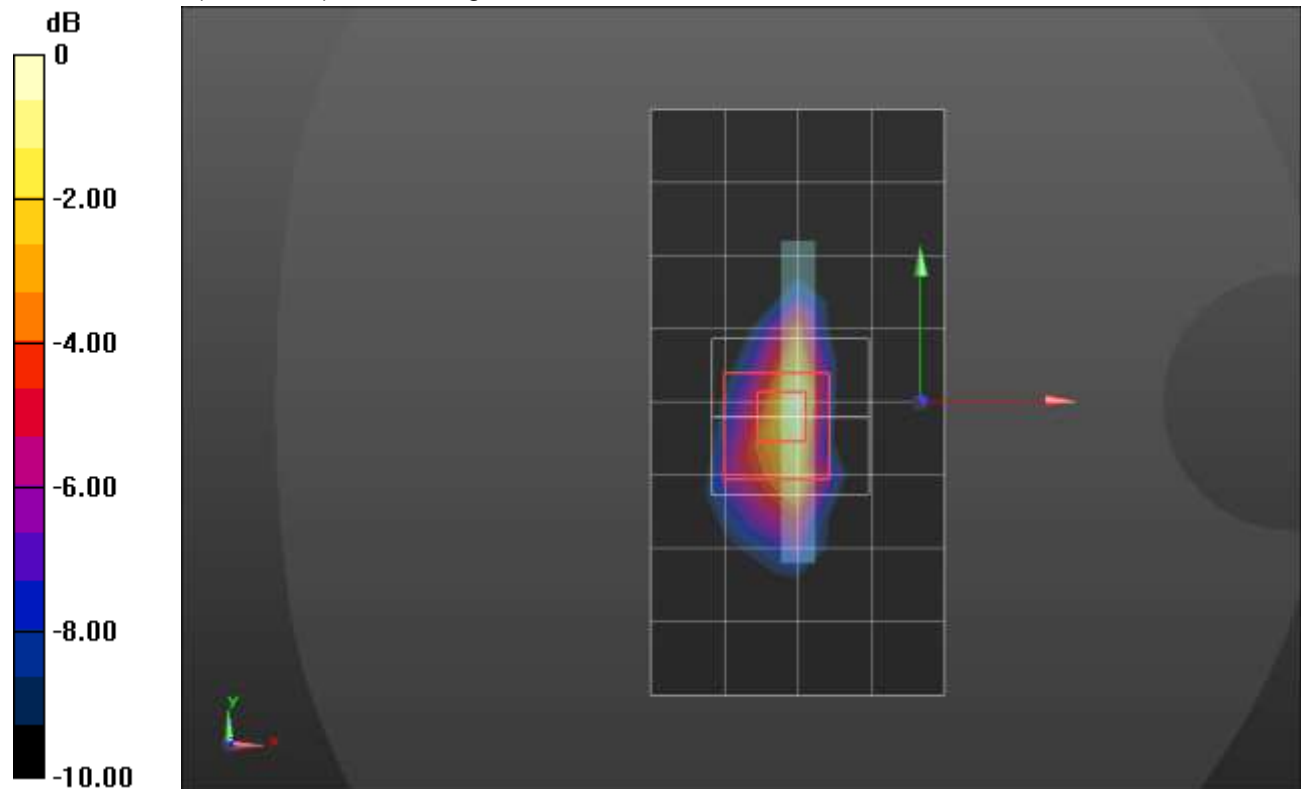
Peak SAR (extrapolated) = 1.78 W/kg

**SAR(1 g) = 0.877 W/kg; SAR(10 g) = 0.398 W/kg**

Smallest distance from peaks to all points 3 dB below = 8 mm

Ratio of SAR at M2 to SAR at M1 = 52.6%

Maximum value of SAR (measured) = 1.20 W/kg



0 dB = 1.20 W/kg = 0.79 dBW/kg



### LTE Band 66 ANT 3

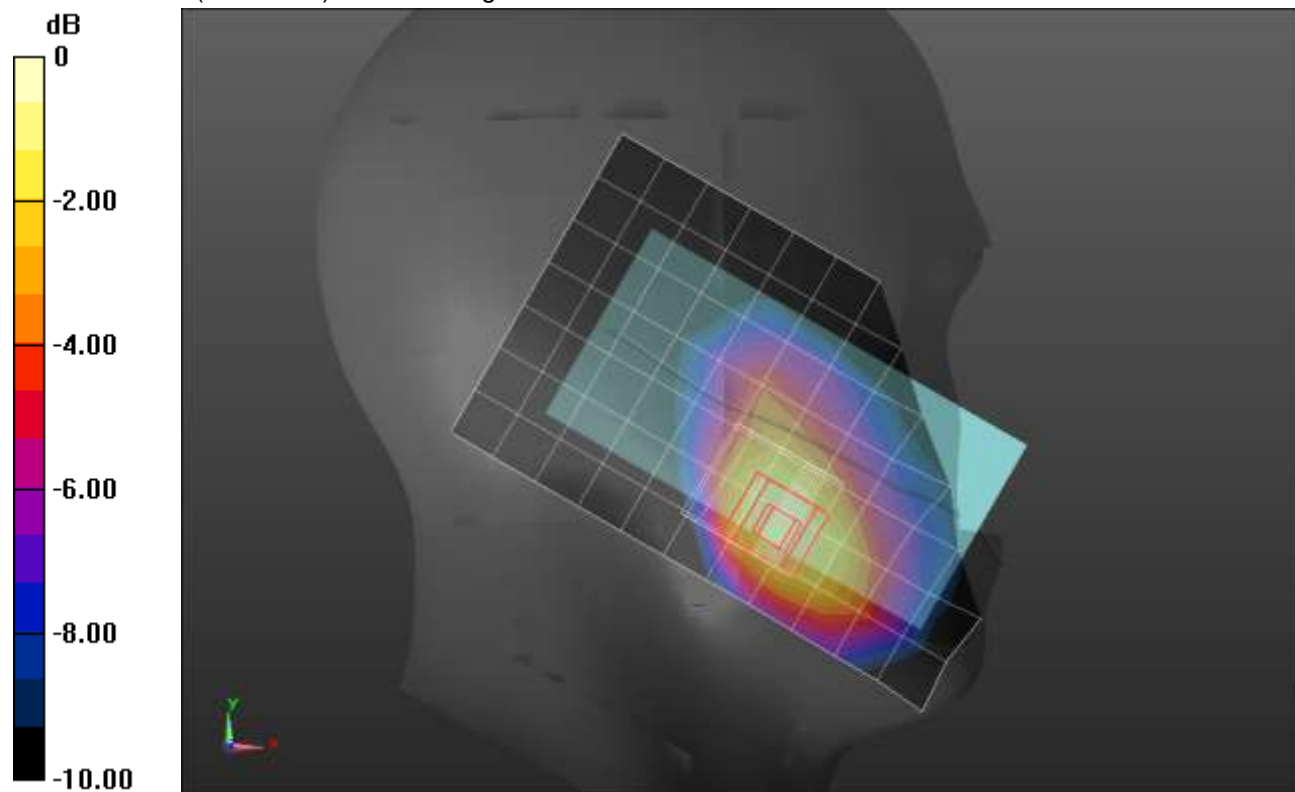
Frequency: 1745 MHz; Duty Cycle: 1:1; Room Ambient Temperature: 24.0°C; Liquid Temperature: 23.0°C  
 Medium parameters used:  $f = 1745 \text{ MHz}$ ;  $\sigma = 1.307 \text{ S/m}$ ;  $\epsilon_r = 38.391$ ;  $\rho = 1000 \text{ kg/m}^3$

DASY5 Configuration:

- Area Scan Setting: Find Secondary Maximum Within: 2.0 dB and with a peak SAR value greater than 0.0012W/kg
- Electronics: DAE4 Sn1357; Calibrated: 1/28/2021
- Probe: EX3DV4 - SN3773; ConvF(8.05, 8.05, 8.05) @ 1745 MHz; Calibrated: 2/25/2021
- Sensor-Surface: 1.4mm (Mechanical Surface Detection)
- Phantom: Twin-SAM V5.0 (30deg probe tilt); Type: QD 000 P40 CD; Serial: 1629

**LHS/Touch\_QPSK RB 1,49 Ch 132322/Area Scan (8x12x1):** Measurement grid: dx=15mm, dy=15mm  
 Maximum value of SAR (measured) = 0.595 W/kg

**LHS/Touch\_QPSK RB 1,49 Ch 132322/Zoom Scan (5x5x7)/Cube 0:** Measurement grid: dx=8mm, dy=8mm, dz=5mm  
 Reference Value = 16.47 V/m; Power Drift = 0.19 dB  
 Peak SAR (extrapolated) = 0.786 W/kg  
**SAR(1 g) = 0.509 W/kg; SAR(10 g) = 0.324 W/kg**  
 Smallest distance from peaks to all points 3 dB below = 16.4 mm  
 Ratio of SAR at M2 to SAR at M1 = 64.7%  
 Maximum value of SAR (measured) = 0.687 W/kg



0 dB = 0.687 W/kg = -1.63 dBW/kg

### LTE Band 66 ANT 3

Frequency: 1745 MHz; Duty Cycle: 1:1; Room Ambient Temperature: 24.0°C; Liquid Temperature: 23.0°C  
 Medium parameters used:  $f = 1745 \text{ MHz}$ ;  $\sigma = 1.305 \text{ S/m}$ ;  $\epsilon_r = 38.953$ ;  $\rho = 1000 \text{ kg/m}^3$

DASY5 Configuration:

- Area Scan Setting: Find Secondary Maximum Within: 2.0 dB and with a peak SAR value greater than 0.0012W/kg
- Electronics: DAE4 Sn1357; Calibrated: 1/28/2021
- Probe: EX3DV4 - SN3773; ConvF(8.05, 8.05, 8.05) @ 1745 MHz; Calibrated: 2/25/2021
- Sensor-Surface: 2.5mm (Mechanical Surface Detection)
- Phantom: Twin-SAM V5.0 (30deg probe tilt); Type: QD 000 P40 CD; Serial: 1629

**Rear/QPSK RB 1,49 Ch 132322/Area Scan (8x14x1):** Measurement grid: dx=15mm, dy=15mm  
 Maximum value of SAR (measured) = 0.717 W/kg

**Rear/QPSK RB 1,49 Ch 132322/Zoom Scan (5x5x7)/Cube 0:** Measurement grid: dx=8mm, dy=8mm, dz=5mm

Reference Value = 23.81 V/m; Power Drift = 0.12 dB

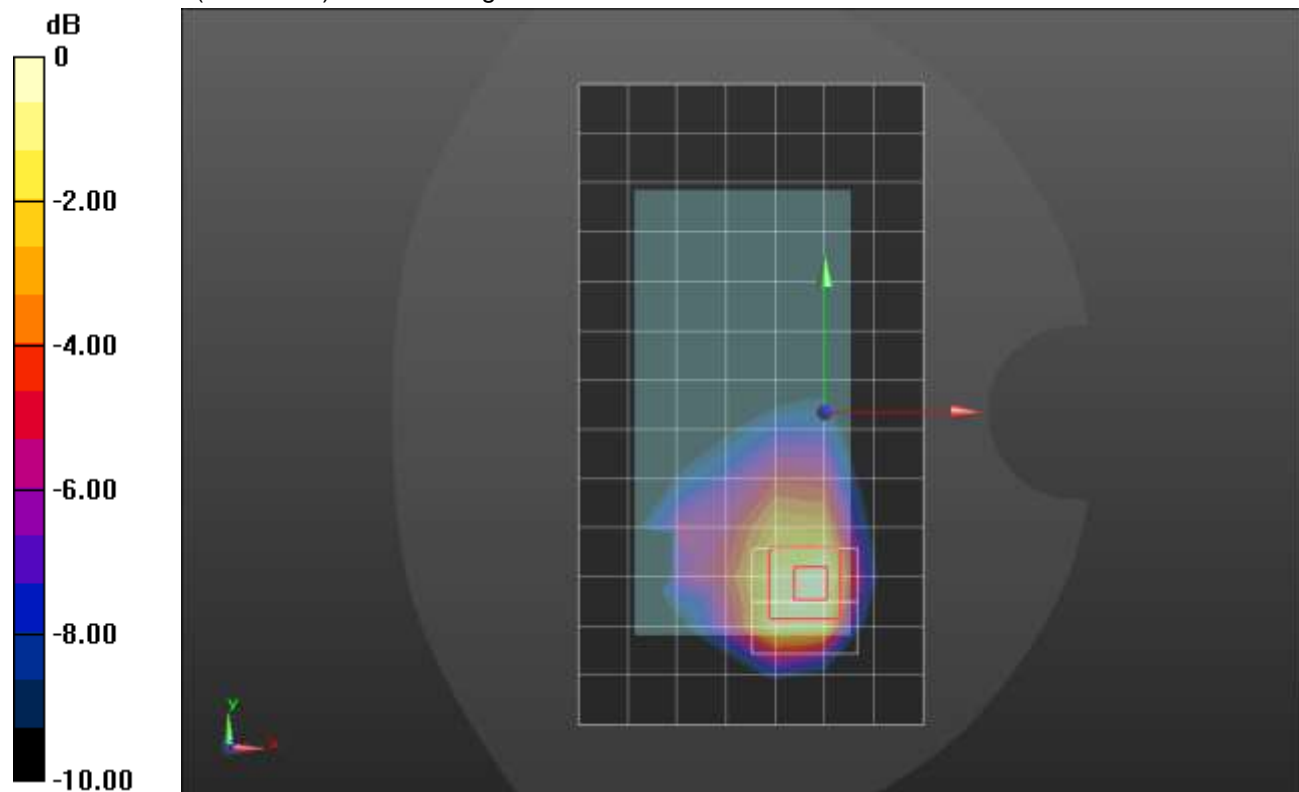
Peak SAR (extrapolated) = 1.20 W/kg

**SAR(1 g) = 0.578 W/kg; SAR(10 g) = 0.317 W/kg**

Smallest distance from peaks to all points 3 dB below = 9.1 mm

Ratio of SAR at M2 to SAR at M1 = 49.2%

Maximum value of SAR (measured) = 0.729 W/kg



0 dB = 0.729 W/kg = -1.37 dBW/kg

### LTE Band 66 ANT 3

Frequency: 1770 MHz; Duty Cycle: 1:1; Room Ambient Temperature: 24.0°C; Liquid Temperature: 23.0°C  
 Medium parameters used:  $f = 1770 \text{ MHz}$ ;  $\sigma = 1.396 \text{ S/m}$ ;  $\epsilon_r = 39.665$ ;  $\rho = 1000 \text{ kg/m}^3$

DASY5 Configuration:

- Area Scan Setting: Find Secondary Maximum Within: 2.0 dB and with a peak SAR value greater than 0.0012W/kg
- Electronics: DAE4 Sn1357; Calibrated: 1/28/2021
- Probe: EX3DV4 - SN3773; ConvF(8.05, 8.05, 8.05) @ 1770 MHz; Calibrated: 2/25/2021
- Sensor-Surface: 2.5mm (Mechanical Surface Detection)
- Phantom: Twin-SAM V5.0 (30deg probe tilt); Type: QD 000 P40 CD; Serial: 1629

**Edge 4/QPSK RB 1,49 Ch 132572/Area Scan (6x15x1):** Measurement grid:  $dx=15\text{mm}$ ,  $dy=15\text{mm}$   
 Maximum value of SAR (measured) = 1.28 W/kg

**Edge 4/QPSK RB 1,49 Ch 132572/Zoom Scan (5x5x7)/Cube 0:** Measurement grid:  $dx=8\text{mm}$ ,  $dy=8\text{mm}$ ,  $dz=5\text{mm}$

Reference Value = 28.04 V/m; Power Drift = -0.09 dB

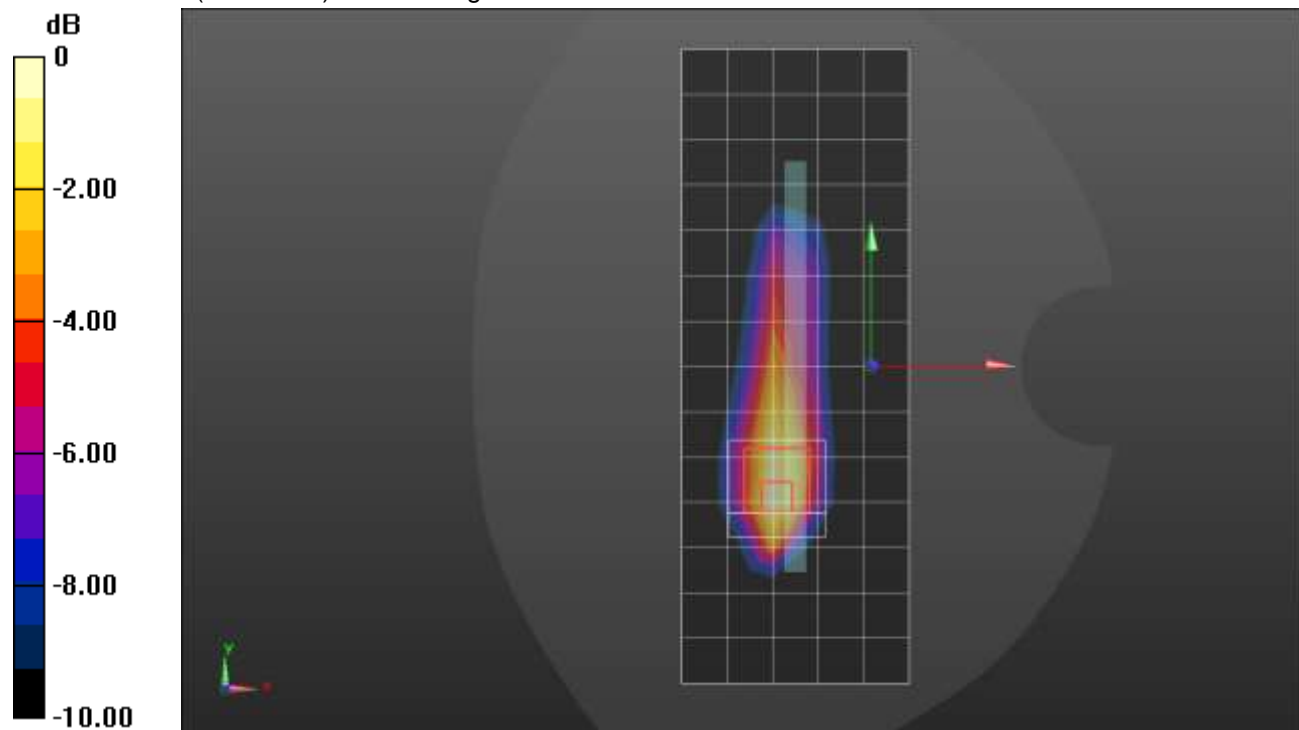
Peak SAR (extrapolated) = 1.59 W/kg

**SAR(1 g) = 0.816 W/kg; SAR(10 g) = 0.422 W/kg**

Smallest distance from peaks to all points 3 dB below = 8 mm

Ratio of SAR at M2 to SAR at M1 = 51.3%

Maximum value of SAR (measured) = 1.13 W/kg



0 dB = 1.13 W/kg = 0.53 dBW/kg

### LTE Band 66 ANT 4

Frequency: 1770 MHz; Duty Cycle: 1:1; Room Ambient Temperature: 24.0°C; Liquid Temperature: 23.0°C  
 Medium parameters used:  $f = 1770 \text{ MHz}$ ;  $\sigma = 1.32 \text{ S/m}$ ;  $\epsilon_r = 38.401$ ;  $\rho = 1000 \text{ kg/m}^3$

DASY5 Configuration:

- Area Scan Setting: Find Secondary Maximum Within: 2.0 dB and with a peak SAR value greater than 0.0012W/kg
- Electronics: DAE4 Sn1357; Calibrated: 1/28/2021
- Probe: EX3DV4 - SN3773; ConvF(8.05, 8.05, 8.05) @ 1770 MHz; Calibrated: 2/25/2021
- Sensor-Surface: 1.4mm (Mechanical Surface Detection)
- Phantom: Twin-SAM V5.0 (30deg probe tilt); Type: QD 000 P40 CD; Serial: 1629

**LHS/Touch\_QPSK RB 1,49 Ch 132572/Area Scan (8x13x1):** Measurement grid: dx=15mm, dy=15mm  
 Maximum value of SAR (measured) = 0.761 W/kg

**LHS/Touch\_QPSK RB 1,49 Ch 132572/Zoom Scan (5x5x7)/Cube 0:** Measurement grid: dx=8mm, dy=8mm, dz=5mm

Reference Value = 23.96 V/m; Power Drift = 0.07 dB

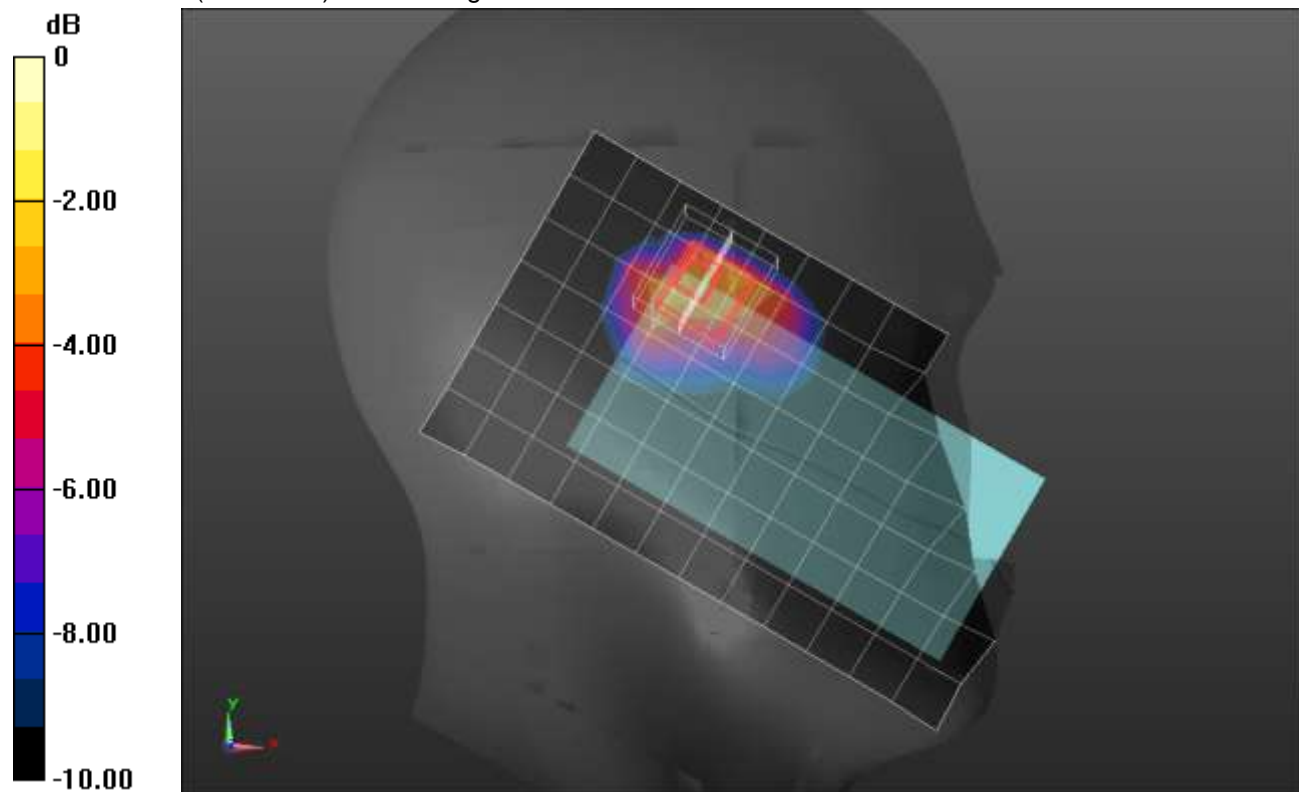
Peak SAR (extrapolated) = 1.73 W/kg

**SAR(1 g) = 0.791 W/kg; SAR(10 g) = 0.403 W/kg**

Smallest distance from peaks to all points 3 dB below = 8.1 mm

Ratio of SAR at M2 to SAR at M1 = 46.6%

Maximum value of SAR (measured) = 1.39 W/kg



0 dB = 1.39 W/kg = 1.43 dBW/kg

### LTE Band 66 ANT 4

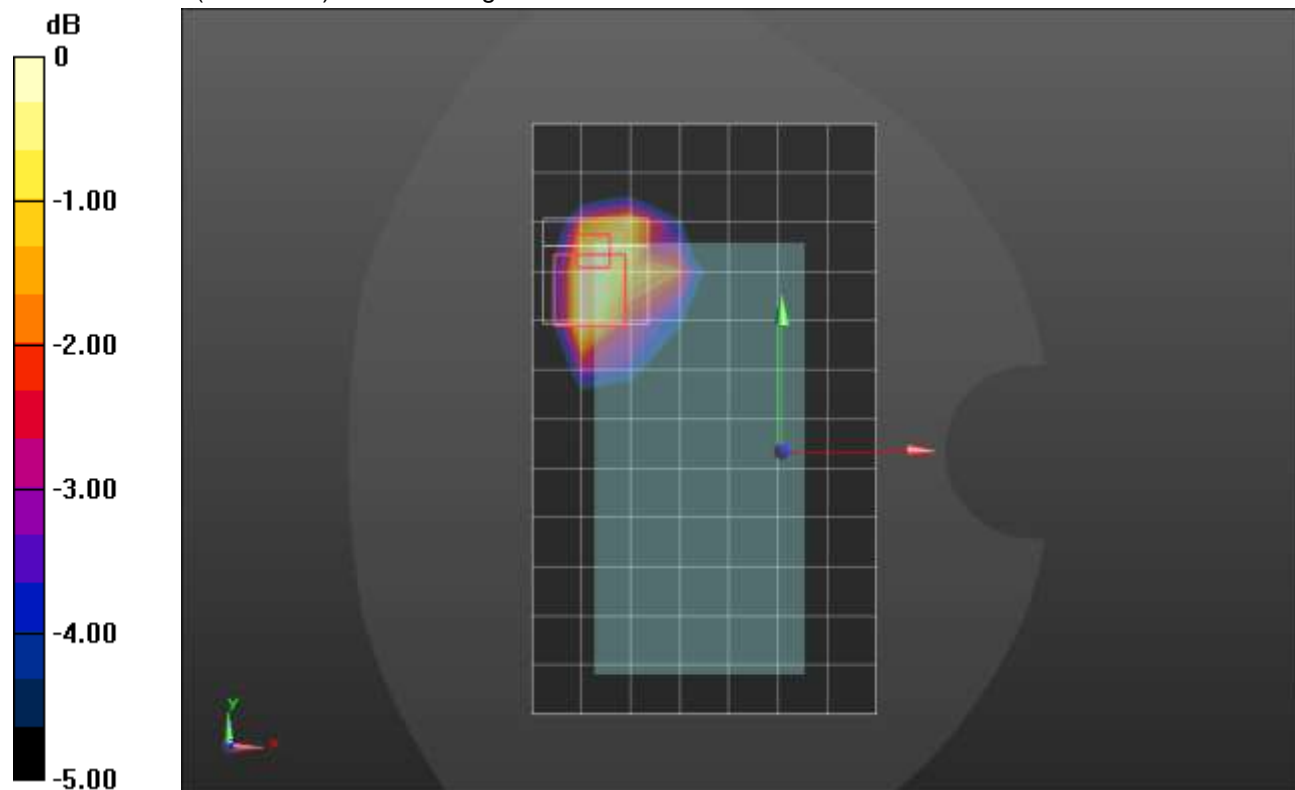
Frequency: 1745 MHz; Duty Cycle: 1:1; Room Ambient Temperature: 24.0°C; Liquid Temperature: 23.0°C  
 Medium parameters used:  $f = 1745 \text{ MHz}$ ;  $\sigma = 1.307 \text{ S/m}$ ;  $\epsilon_r = 38.391$ ;  $\rho = 1000 \text{ kg/m}^3$

DASY5 Configuration:

- Area Scan Setting: Find Secondary Maximum Within: 2.0 dB and with a peak SAR value greater than 0.0012W/kg
- Electronics: DAE4 Sn1357; Calibrated: 1/28/2021
- Probe: EX3DV4 - SN3773; ConvF(8.05, 8.05, 8.05) @ 1745 MHz; Calibrated: 2/25/2021
- Sensor-Surface: 2.5mm (Mechanical Surface Detection)
- Phantom: Twin-SAM V5.0 (30deg probe tilt); Type: QD 000 P40 CD; Serial: 1629

**Rear/QPSK RB 50,24 Ch 132322/Area Scan (8x13x1):** Measurement grid: dx=15mm, dy=15mm  
 Maximum value of SAR (measured) = 0.562 W/kg

**Rear/QPSK RB 50,24 Ch 132322/Zoom Scan (5x5x7)/Cube 0:** Measurement grid: dx=8mm, dy=8mm, dz=5mm  
 Reference Value = 20.65 V/m; Power Drift = -0.16 dB  
 Peak SAR (extrapolated) = 0.810 W/kg  
**SAR(1 g) = 0.405 W/kg; SAR(10 g) = 0.226 W/kg**  
 Smallest distance from peaks to all points 3 dB below = 12.2 mm  
 Ratio of SAR at M2 to SAR at M1 = 49.8%  
 Maximum value of SAR (measured) = 0.557 W/kg



0 dB = 0.557 W/kg = -2.54 dBW/kg

### LTE Band 66 ANT 4

Frequency: 1770 MHz; Duty Cycle: 1:1; Room Ambient Temperature: 24.0°C; Liquid Temperature: 23.0°C  
 Medium parameters used:  $f = 1770 \text{ MHz}$ ;  $\sigma = 1.32 \text{ S/m}$ ;  $\epsilon_r = 38.401$ ;  $\rho = 1000 \text{ kg/m}^3$

DASY5 Configuration:

- Area Scan Setting: Find Secondary Maximum Within: 2.0 dB and with a peak SAR value greater than 0.0012W/kg
- Electronics: DAE4 Sn1357; Calibrated: 1/28/2021
- Probe: EX3DV4 - SN3773; ConvF(8.05, 8.05, 8.05) @ 1770 MHz; Calibrated: 2/25/2021
- Sensor-Surface: 2.5mm (Mechanical Surface Detection)
- Phantom: Twin-SAM V5.0 (30deg probe tilt); Type: QD 000 P40 CD; Serial: 1629

**Edge 2/QPSK RB 1,49 Ch 132572/Area Scan (5x13x1):** Measurement grid:  $dx=15\text{mm}$ ,  $dy=15\text{mm}$   
 Maximum value of SAR (measured) = 0.739 W/kg

**Edge 2/QPSK RB 1,49 Ch 132572/Zoom Scan (5x5x7)/Cube 0:** Measurement grid:  $dx=8\text{mm}$ ,  $dy=8\text{mm}$ ,  $dz=5\text{mm}$

Reference Value = 23.89 V/m; Power Drift = 0.05 dB

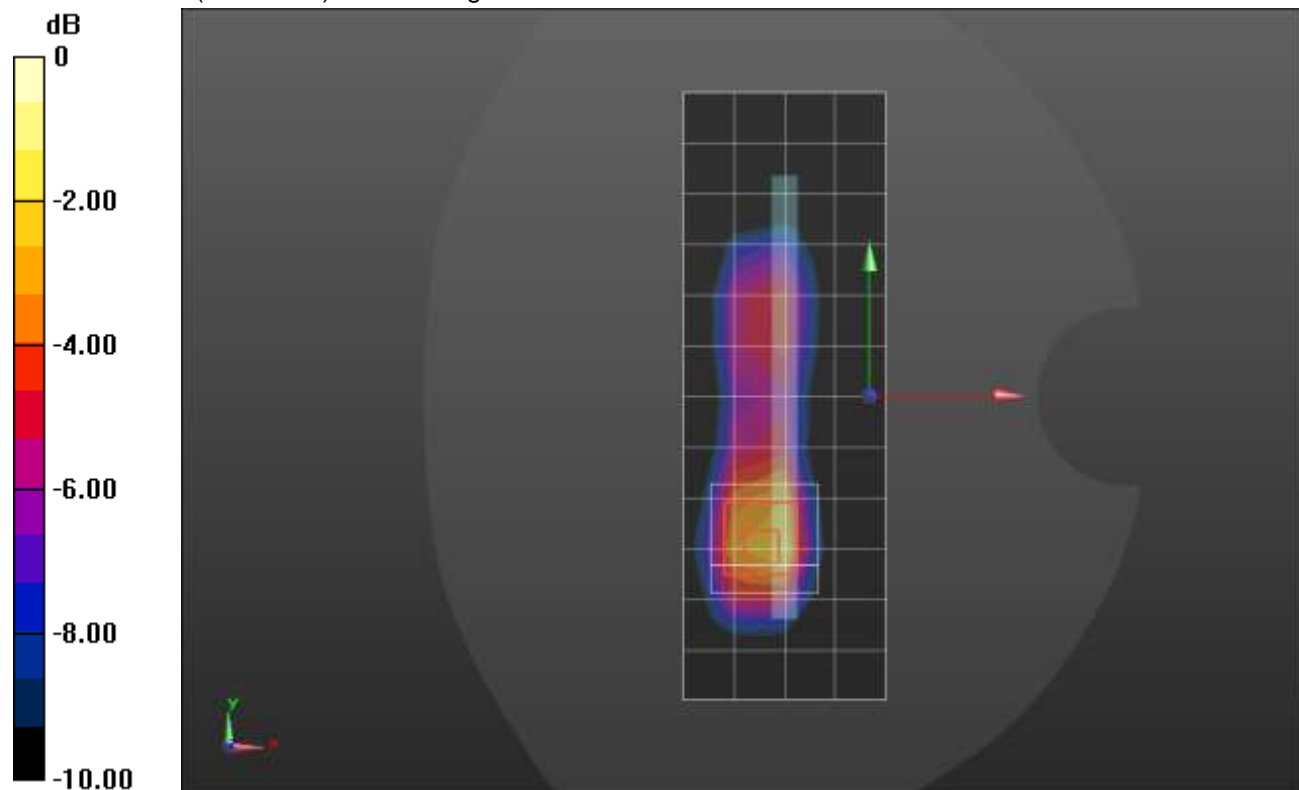
Peak SAR (extrapolated) = 1.55 W/kg

**SAR(1 g) = 0.823 W/kg; SAR(10 g) = 0.418 W/kg**

Smallest distance from peaks to all points 3 dB below = 8 mm

Ratio of SAR at M2 to SAR at M1 = 52.6%

Maximum value of SAR (measured) = 1.12 W/kg



0 dB = 1.12 W/kg = 0.49 dBW/kg

### LTE Band 71 ANT 1

Frequency: 680.5 MHz; Duty Cycle: 1:1; Room Ambient Temperature: 24.0°C; Liquid Temperature: 23.0°C  
 Medium parameters used (interpolated):  $f = 680.5$  MHz;  $\sigma = 0.919$  S/m;  $\epsilon_r = 41.8$ ;  $\rho = 1000$  kg/m<sup>3</sup>

DASY5 Configuration:

- Area Scan Setting: Find Secondary Maximum Within: 2.0 dB and with a peak SAR value greater than 0.0012W/kg
- Electronics: DAE4 Sn1261; Calibrated: 2/24/2021
- Probe: EX3DV4 - SN7581; ConvF(10.77, 10.77, 10.77) @ 680.5 MHz; Calibrated: 3/1/2021
- Sensor-Surface: 1.4mm (Mechanical Surface Detection), Sensor-Surface: 2.5mm (Mechanical Surface Detection)
- Phantom: Twin-SAM V8.0 (30deg probe tilt); Type: QD 000 P41 Ax; Serial: xxxx

**RHS/Touch\_QPSK\_RB 1,49\_ch. 133297/Area Scan (8x12x1):** Measurement grid: dx=15mm, dy=15mm

[Info: Interpolated medium parameters used for SAR evaluation.](#)

Maximum value of SAR (measured) = 0.225 W/kg

**RHS/Touch\_QPSK\_RB 1,49\_ch. 133297/Zoom Scan (5x5x7)/Cube 0:** Measurement grid: dx=8mm, dy=8mm, dz=5mm

Reference Value = 15.34 V/m; Power Drift = 0.01 dB

Peak SAR (extrapolated) = 0.243 W/kg

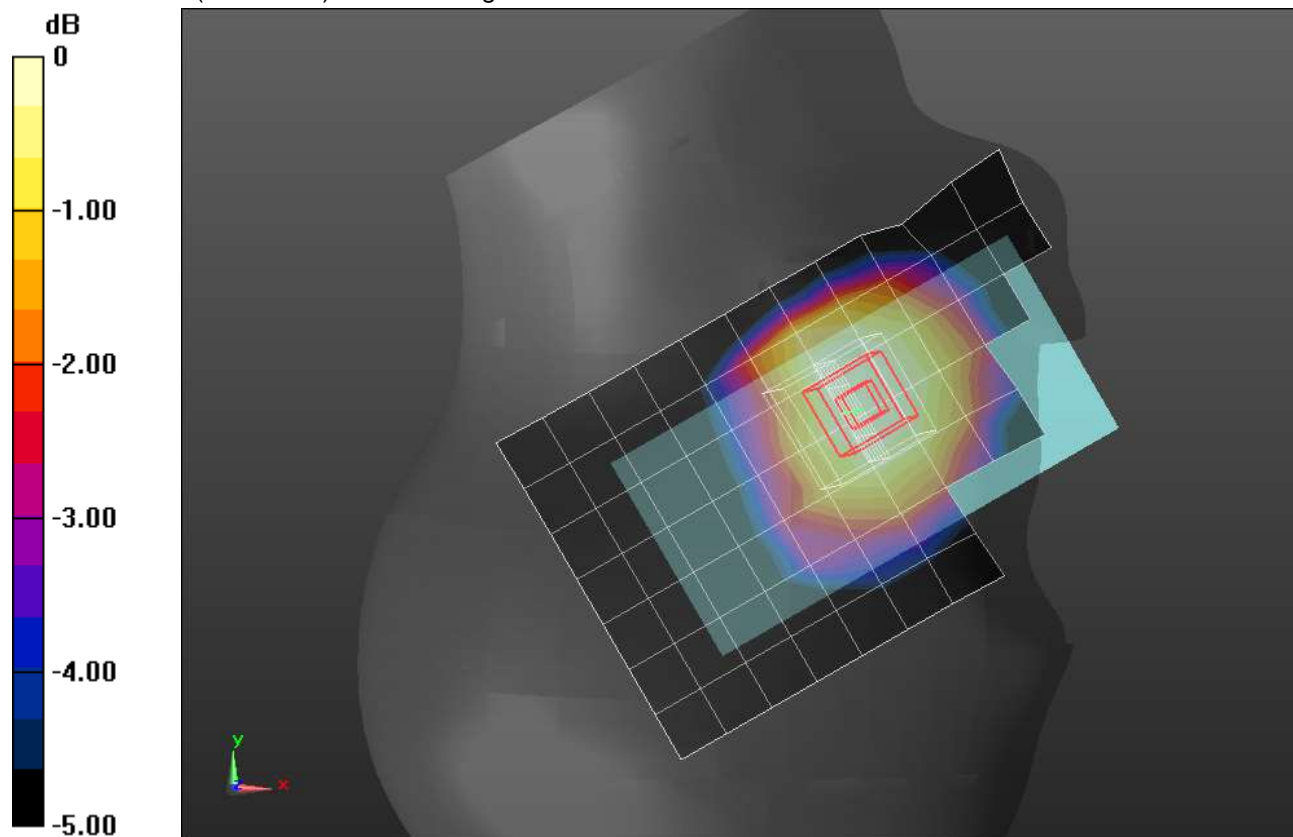
**SAR(1 g) = 0.191 W/kg; SAR(10 g) = 0.145 W/kg**

Smallest distance from peaks to all points 3 dB below: Larger than measurement grid

Ratio of SAR at M2 to SAR at M1 = 78.8%

[Info: Interpolated medium parameters used for SAR evaluation.](#)

Maximum value of SAR (measured) = 0.216 W/kg



0 dB = 0.216 W/kg = -6.66 dBW/kg



### LTE Band 71 ANT 1

Frequency: 680.5 MHz; Duty Cycle: 1:1; Room Ambient Temperature: 24.0°C; Liquid Temperature: 23.0°C  
 Medium parameters used (interpolated):  $f = 680.5$  MHz;  $\sigma = 0.919$  S/m;  $\epsilon_r = 41.8$ ;  $\rho = 1000$  kg/m<sup>3</sup>

DASY5 Configuration:

- Area Scan Setting: Find Secondary Maximum Within: 2.0 dB and with a peak SAR value greater than 0.0012W/kg
- Electronics: DAE4 Sn1261; Calibrated: 2/24/2021
- Probe: EX3DV4 - SN7581; ConvF(10.77, 10.77, 10.77) @ 680.5 MHz; Calibrated: 3/1/2021
- Sensor-Surface: 2.5mm (Mechanical Surface Detection)
- Phantom: Twin-SAM V8.0 (30deg probe tilt); Type: QD 000 P41 Ax; Serial: xxxx

**Rear/QPSK\_RB 1,49\_ch. 133297/Area Scan (8x12x1):** Measurement grid: dx=15mm, dy=15mm

[Info: Interpolated medium parameters used for SAR evaluation.](#)

Maximum value of SAR (measured) = 0.649 W/kg

**Rear/QPSK\_RB 1,49\_ch. 133297/Zoom Scan (5x5x7)/Cube 0:** Measurement grid: dx=8mm, dy=8mm, dz=5mm

Reference Value = 24.80 V/m; Power Drift = 0.05 dB

Peak SAR (extrapolated) = 1.31 W/kg

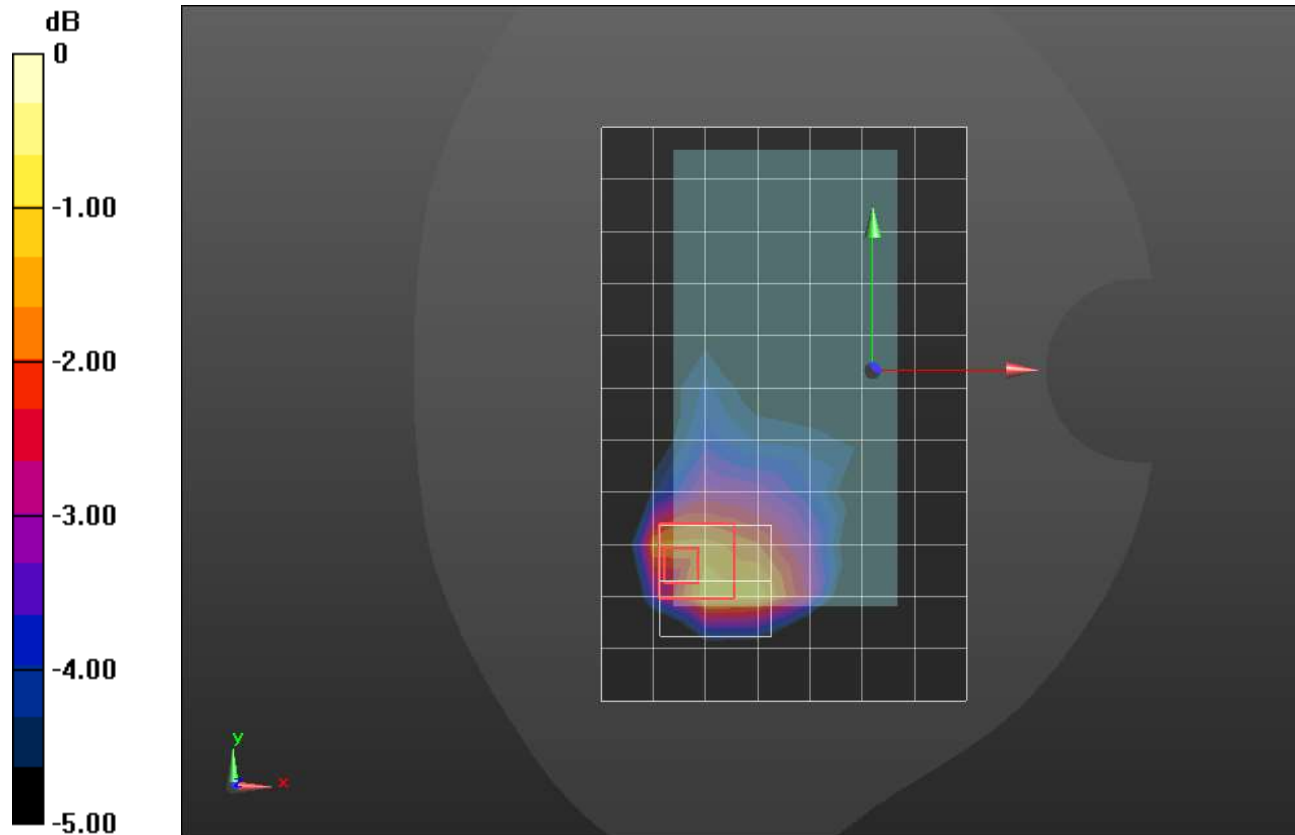
**SAR(1 g) = 0.607 W/kg; SAR(10 g) = 0.327 W/kg**

Smallest distance from peaks to all points 3 dB below = 11.5 mm

Ratio of SAR at M2 to SAR at M1 = 45.8%

[Info: Interpolated medium parameters used for SAR evaluation.](#)

Maximum value of SAR (measured) = 0.822 W/kg



0 dB = 0.822 W/kg = -0.85 dBW/kg



## LTE Band 71 ANT 2

Frequency: 680.5 MHz; Duty Cycle: 1:1; Room Ambient Temperature: 24.0°C; Liquid Temperature: 23.0°C  
 Medium parameters used (interpolated):  $f = 680.5$  MHz;  $\sigma = 0.878$  S/m;  $\epsilon_r = 41.919$ ;  $\rho = 1000$  kg/m<sup>3</sup>

DASY5 Configuration:

- Area Scan Setting: Find Secondary Maximum Within: 2.0 dB and with a peak SAR value greater than 0.0012W/kg
- Electronics: DAE4 Sn1434; Calibrated: 10/12/2020
- Probe: EX3DV4 - SN3686; ConvF(9.83, 9.83, 9.83); Calibrated: 9/21/2020;
- Sensor-Surface: 1.4mm (Mechanical Surface Detection), Sensor-Surface: 2.5mm (Mechanical Surface Detection)
- Phantom: SAM B with CRP; Type: SAM; Serial: 1751

**LHS/Touch\_QPSK\_RB 1,49\_ch. 133297/Area Scan (8x12x1):** Measurement grid: dx=15mm, dy=15mm

[Info: Interpolated medium parameters used for SAR evaluation.](#)

Maximum value of SAR (measured) = 0.857 W/kg

**LHS/Touch\_QPSK\_RB 1,49\_ch. 133297/Zoom Scan (6x6x7)/Cube 0:** Measurement grid: dx=8mm, dy=8mm, dz=5mm


Reference Value = 33.326 V/m; Power Drift = -0.08 dB

Peak SAR (extrapolated) = 1.40 W/kg

**SAR(1 g) = 0.669 W/kg; SAR(10 g) = 0.413 W/kg**

[Info: Interpolated medium parameters used for SAR evaluation.](#)

Maximum value of SAR (measured) = 0.931 W/kg



0 dB = 0.931 W/kg = -0.31 dBW/kg

## LTE Band 71 ANT 2

Frequency: 680.5 MHz; Duty Cycle: 1:1; Room Ambient Temperature: 24.0°C; Liquid Temperature: 23.0°C  
 Medium parameters used (interpolated):  $f = 680.5$  MHz;  $\sigma = 0.878$  S/m;  $\epsilon_r = 41.919$ ;  $\rho = 1000$  kg/m<sup>3</sup>

DASY5 Configuration:

- Area Scan Setting: Find Secondary Maximum Within: 2.0 dB and with a peak SAR value greater than 0.0012W/kg
- Electronics: DAE4 Sn1434; Calibrated: 10/12/2020
- Probe: EX3DV4 - SN3686; ConvF(9.83, 9.83, 9.83); Calibrated: 9/21/2020;
- Sensor-Surface: 2.5mm (Mechanical Surface Detection)
- Phantom: SAM B with CRP; Type: SAM; Serial: 1751

**Rear/QPSK\_RB 1,49\_ch. 133297/Area Scan (8x12x1):** Measurement grid: dx=15mm, dy=15mm

[Info: Interpolated medium parameters used for SAR evaluation.](#)

Maximum value of SAR (measured) = 0.475 W/kg

**Rear/QPSK\_RB 1,49\_ch. 133297/Zoom Scan (6x6x7)/Cube 0:** Measurement grid: dx=8mm, dy=8mm, dz=5mm

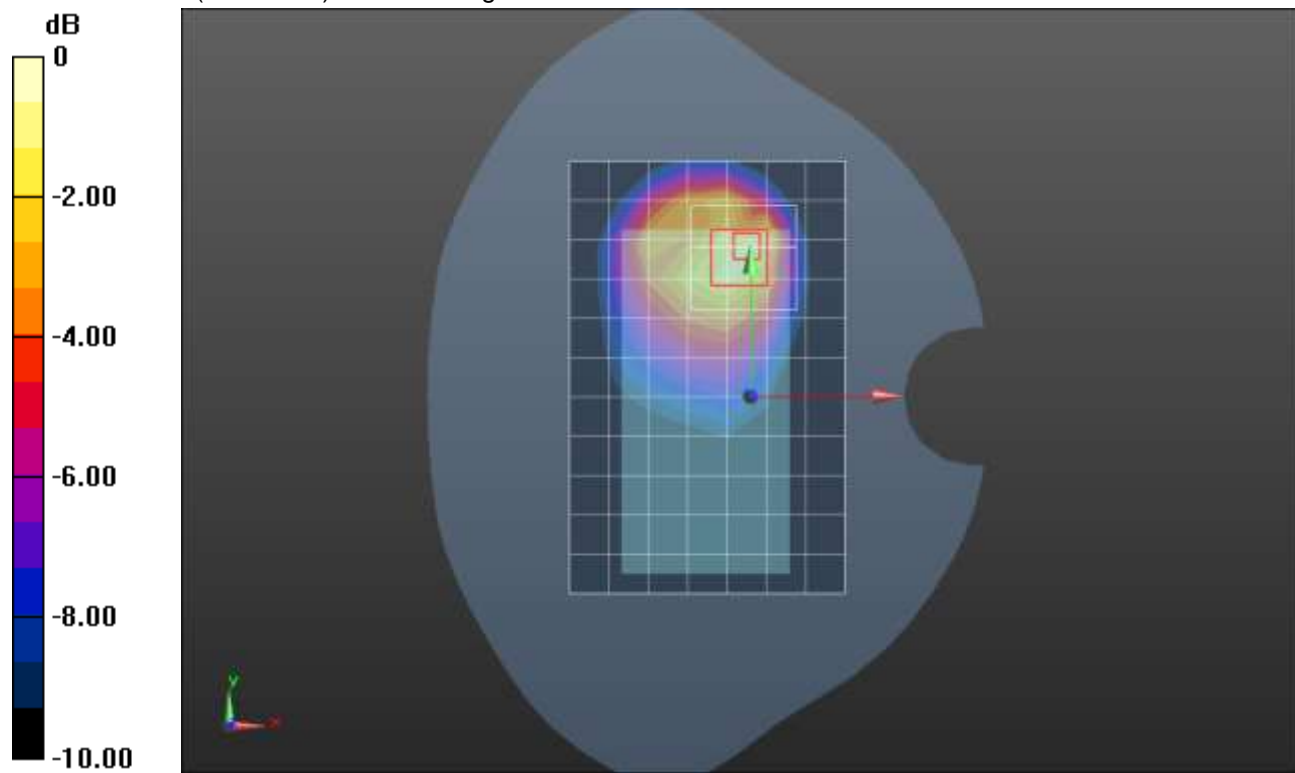
Reference Value = 26.390 V/m; Power Drift = 0.17 dB

Peak SAR (extrapolated) = 0.981 W/kg

**SAR(1 g) = 0.457 W/kg; SAR(10 g) = 0.247 W/kg**

[Info: Interpolated medium parameters used for SAR evaluation.](#)

Maximum value of SAR (measured) = 0.603 W/kg



0 dB = 0.603 W/kg = -2.20 dBW/kg

## Wi-Fi 2.4GHz ANT 3 Cell Off

Frequency: 2437 MHz; Duty Cycle: 1:1; Room Ambient Temperature: 24.0°C; Liquid Temperature: 23.0°C  
 Medium parameters used (interpolated):  $f = 2437$  MHz;  $\sigma = 1.828$  S/m;  $\epsilon_r = 37.776$ ;  $\rho = 1000$  kg/m<sup>3</sup>

DASY5 Configuration:

- Area Scan Setting: Find Secondary Maximum Within: 2.0 dB and with a peak SAR value greater than 0.0012W/kg
- Electronics: DAE4 Sn1540; Calibrated: 1/27/2021
- Probe: EX3DV4 - SN7500; ConvF(7.69, 7.69, 7.69) @ 2437 MHz; Calibrated: 3/18/2021
- Sensor-Surface: 1.4mm (Mechanical Surface Detection)
- Phantom: Twin-SAM V5.0 (30deg probe tilt); Type: QD 000 P40 CD; Serial: 1831

**LHS/Touch\_802.11b\_ch 6/Area Scan (10x15x1):** Measurement grid: dx=12mm, dy=12mm

[Info: Interpolated medium parameters used for SAR evaluation.](#)

Maximum value of SAR (measured) = 0.484 W/kg

**LHS/Touch\_802.11b\_ch 6/Zoom Scan (7x7x7)/Cube 0:** Measurement grid: dx=5mm, dy=5mm, dz=5mm

Reference Value = 14.62 V/m; Power Drift = 0.07 dB

Peak SAR (extrapolated) = 0.662 W/kg

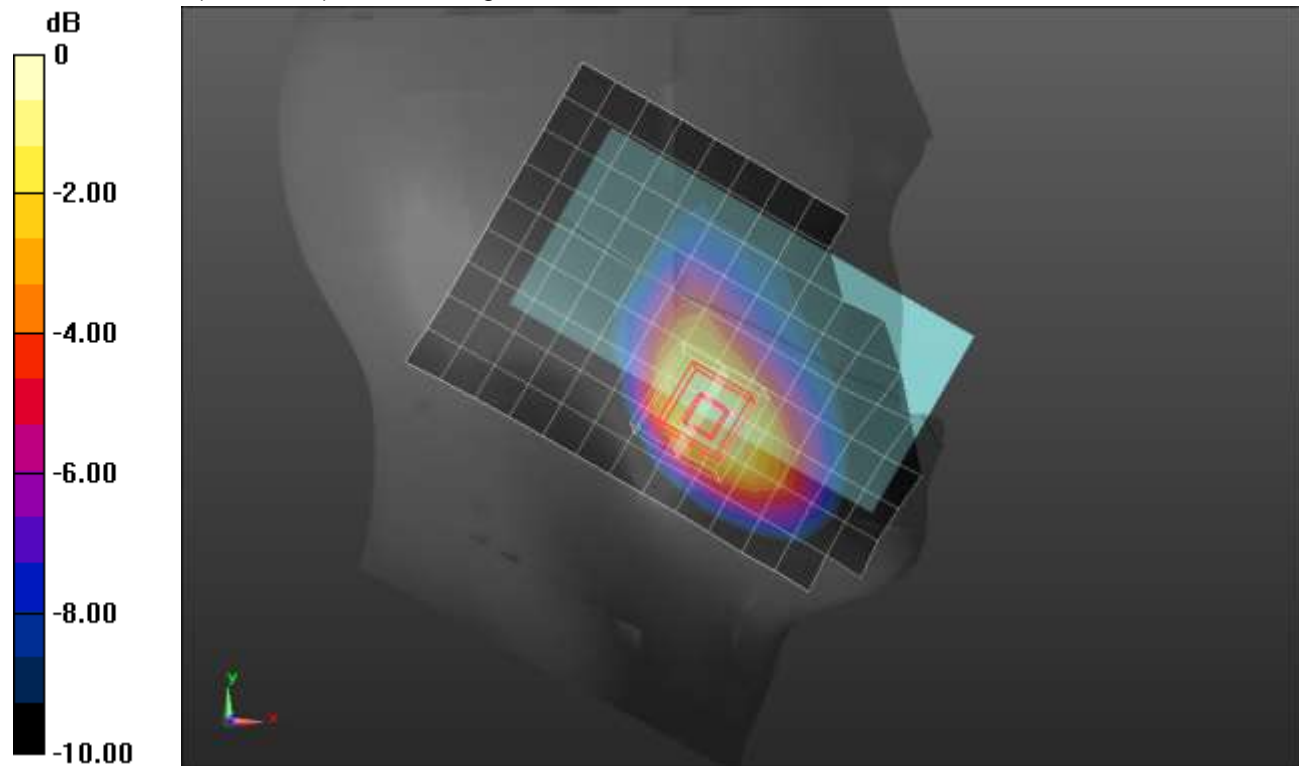
**SAR(1 g) = 0.340 W/kg; SAR(10 g) = 0.182 W/kg**

Smallest distance from peaks to all points 3 dB below = 13.2 mm

Ratio of SAR at M2 to SAR at M1 = 50.6%

[Info: Interpolated medium parameters used for SAR evaluation.](#)

Maximum value of SAR (measured) = 0.536 W/kg



0 dB = 0.536 W/kg = -2.71 dBW/kg

## Wi-Fi 2.4GHz ANT 3 Cell Off

Frequency: 2437 MHz; Duty Cycle: 1:1; Room Ambient Temperature: 24.0°C; Liquid Temperature: 23.0°C  
 Medium parameters used (interpolated):  $f = 2437$  MHz;  $\sigma = 1.768$  S/m;  $\epsilon_r = 37.821$ ;  $\rho = 1000$  kg/m<sup>3</sup>

DASY5 Configuration:

- Area Scan Setting: Find Secondary Maximum Within: 2.0 dB and with a peak SAR value greater than 0.0012W/kg
- Electronics: DAE4 Sn1540; Calibrated: 1/27/2021
- Probe: EX3DV4 - SN7500; ConvF(7.69, 7.69, 7.69) @ 2437 MHz; Calibrated: 3/18/2021
- Sensor-Surface: 1.4mm (Mechanical Surface Detection)
- Phantom: Twin-SAM V5.0 (30deg probe tilt); Type: QD 000 P40 CD; Serial: 1831

**Rear/802.11b\_ch 6/Area Scan (11x15x1):** Measurement grid: dx=12mm, dy=12mm

[Info: Interpolated medium parameters used for SAR evaluation.](#)

Maximum value of SAR (measured) = 1.01 W/kg

**Rear/802.11b\_ch 6/Zoom Scan (7x7x7)/Cube 0:** Measurement grid: dx=5mm, dy=5mm, dz=5mm

Reference Value = 21.39 V/m; Power Drift = -0.02 dB

Peak SAR (extrapolated) = 1.45 W/kg

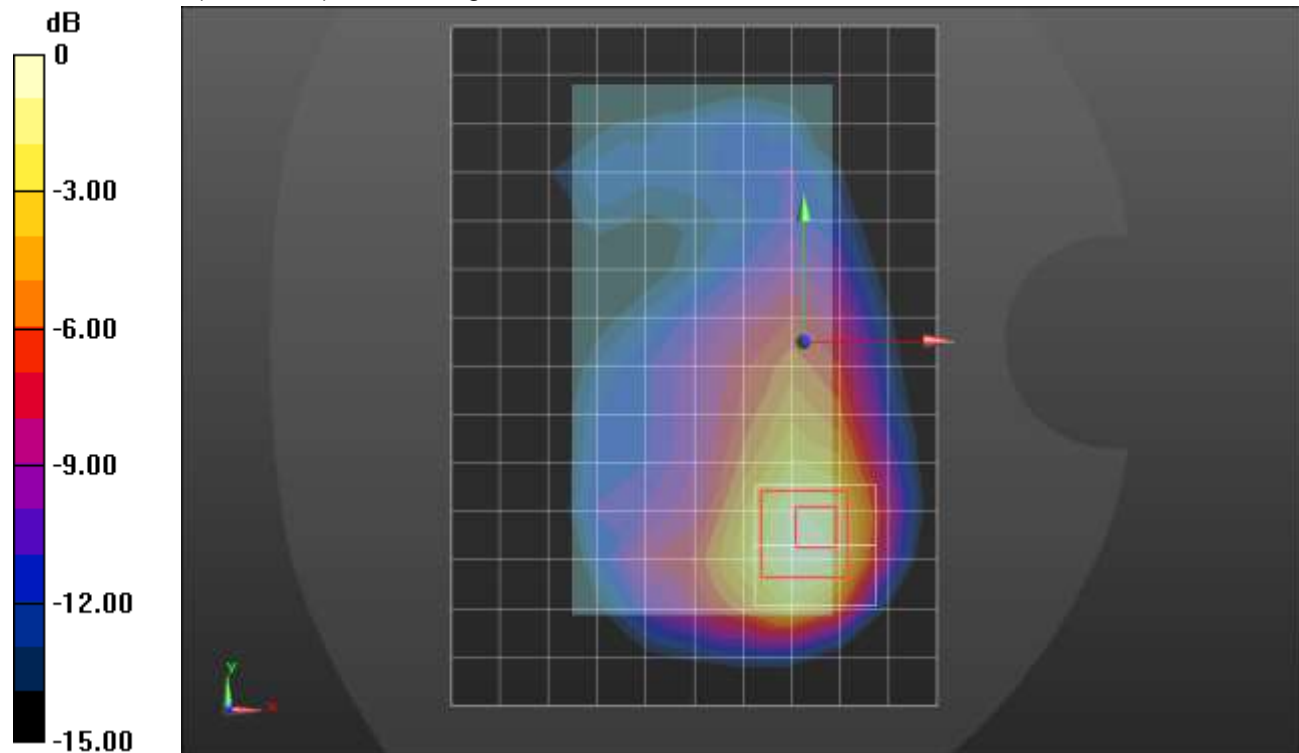
**SAR(1 g) = 0.634 W/kg; SAR(10 g) = 0.315 W/kg**

Smallest distance from peaks to all points 3 dB below = 8.9 mm

Ratio of SAR at M2 to SAR at M1 = 43.5%

[Info: Interpolated medium parameters used for SAR evaluation.](#)

Maximum value of SAR (measured) = 1.10 W/kg



0 dB = 1.10 W/kg = 0.41 dBW/kg

### Wi-Fi 2.4GHz ANT 3 Cell Off

Frequency: 2462 MHz; Duty Cycle: 1:1; Room Ambient Temperature: 24.0°C; Liquid Temperature: 23.0°C  
 Medium parameters used (interpolated):  $f = 2462 \text{ MHz}$ ;  $\sigma = 1.786 \text{ S/m}$ ;  $\epsilon_r = 37.759$ ;  $\rho = 1000 \text{ kg/m}^3$

DASY5 Configuration:

- Area Scan Setting: Find Secondary Maximum Within: 2.0 dB and with a peak SAR value greater than 0.0012W/kg
- Electronics: DAE4 Sn1540; Calibrated: 1/27/2021
- Probe: EX3DV4 - SN7500; ConvF(7.69, 7.69, 7.69) @ 2462 MHz; Calibrated: 3/18/2021
- Sensor-Surface: 1.4mm (Mechanical Surface Detection)
- Phantom: Twin-SAM V5.0 (30deg probe tilt); Type: QD 000 P40 CE; Serial: xxxx

**Edge 4/802.11b\_ch 11/Area Scan (7x15x1):** Measurement grid: dx=12mm, dy=12mm

[Info: Interpolated medium parameters used for SAR evaluation.](#)

Maximum value of SAR (measured) = 0.949 W/kg

**Edge 4/802.11b\_ch 11/Zoom Scan (7x7x7)/Cube 0:** Measurement grid: dx=5mm, dy=5mm, dz=5mm

Reference Value = 20.96 V/m; Power Drift = 0.06 dB

Peak SAR (extrapolated) = 1.68 W/kg

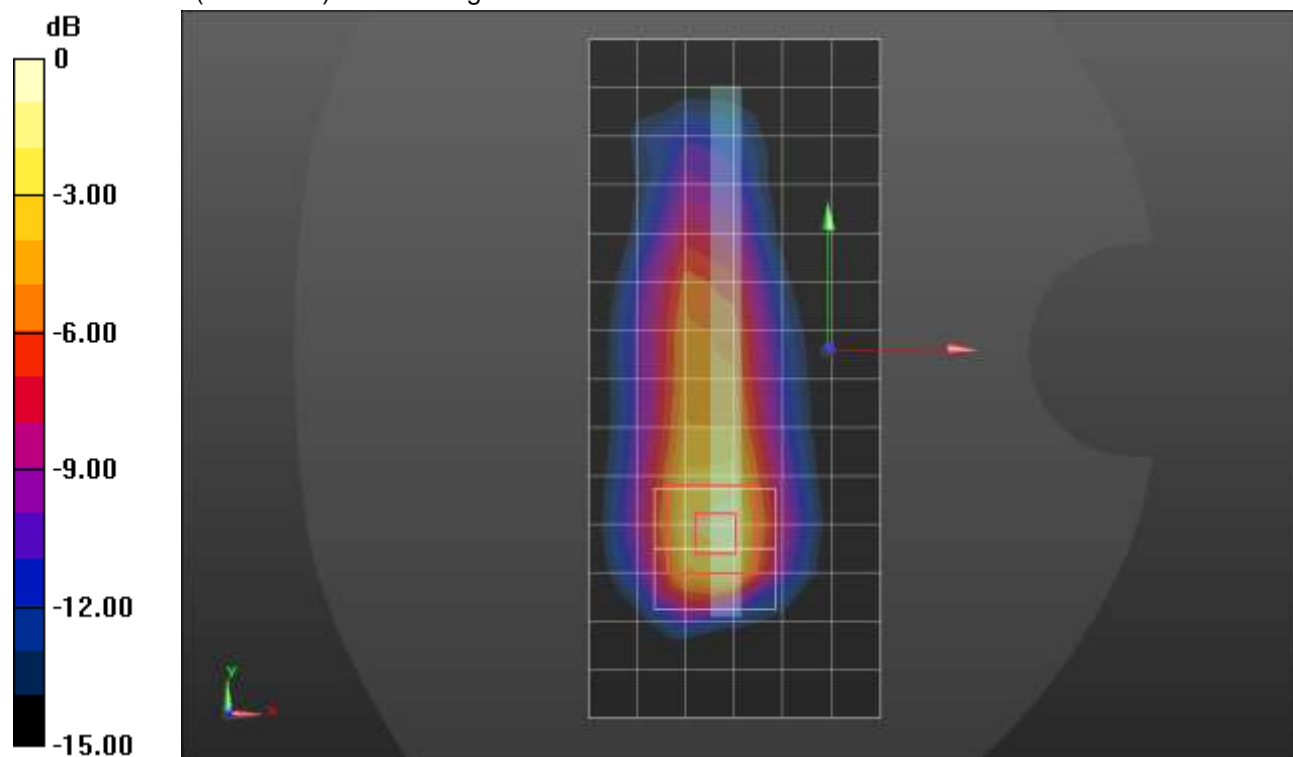
**SAR(1 g) = 0.683 W/kg; SAR(10 g) = 0.301 W/kg**

Smallest distance from peaks to all points 3 dB below = 8.5 mm

Ratio of SAR at M2 to SAR at M1 = 39.1%

[Info: Interpolated medium parameters used for SAR evaluation.](#)

Maximum value of SAR (measured) = 1.26 W/kg



0 dB = 1.26 W/kg = 1.00 dBW/kg

### Wi-Fi 2.4GHz ANT 4 Cell Off

Frequency: 2412 MHz; Duty Cycle: 1:1; Room Ambient Temperature: 24.0°C; Liquid Temperature: 23.0°C  
 Medium parameters used (interpolated):  $f = 2412 \text{ MHz}$ ;  $\sigma = 1.8 \text{ S/m}$ ;  $\epsilon_r = 38.032$ ;  $\rho = 1000 \text{ kg/m}^3$

DASY5 Configuration:

- Area Scan Setting: Find Secondary Maximum Within: 2.0 dB and with a peak SAR value greater than 0.0012W/kg
- Electronics: DAE4 Sn1540; Calibrated: 1/27/2021
- Probe: EX3DV4 - SN7500; ConvF(7.69, 7.69, 7.69) @ 2412 MHz; Calibrated: 3/18/2021
- Sensor-Surface: 1.4mm (Mechanical Surface Detection)
- Phantom: Twin-SAM V5.0 (30deg probe tilt); Type: QD 000 P40 CE; Serial: xxxx

**LHS/Touch\_802.11b\_ch 1/Area Scan (10x15x1):** Measurement grid: dx=12mm, dy=12mm

Maximum value of SAR (measured) = 1.34 W/kg

**LHS/Touch\_802.11b\_ch 1/Zoom Scan (8x8x7)/Cube 0:** Measurement grid: dx=5mm, dy=5mm, dz=5mm

Reference Value = 22.55 V/m; Power Drift = -0.07 dB


Peak SAR (extrapolated) = 1.70 W/kg

**SAR(1 g) = 0.771 W/kg; SAR(10 g) = 0.372 W/kg**

Smallest distance from peaks to all points 3 dB below = 9.4 mm

Ratio of SAR at M2 to SAR at M1 = 45%

Maximum value of SAR (measured) = 1.30 W/kg



0 dB = 1.30 W/kg = 1.14 dBW/kg

## Wi-Fi 2.4GHz ANT 4 Cell Off

Frequency: 2437 MHz; Duty Cycle: 1:1; Room Ambient Temperature: 24.0°C; Liquid Temperature: 23.0°C  
 Medium parameters used (interpolated):  $f = 2437$  MHz;  $\sigma = 1.783$  S/m;  $\epsilon_r = 37.695$ ;  $\rho = 1000$  kg/m<sup>3</sup>

DASY5 Configuration:

- Area Scan Setting: Find Secondary Maximum Within: 2.0 dB and with a peak SAR value greater than 0.0012W/kg
- Electronics: DAE4 Sn1540; Calibrated: 1/27/2021
- Probe: EX3DV4 - SN7500; ConvF(7.69, 7.69, 7.69) @ 2437 MHz; Calibrated: 3/18/2021
- Sensor-Surface: 1.4mm (Mechanical Surface Detection)
- Phantom: Twin-SAM V5.0 (30deg probe tilt); Type: QD 000 P40 CD; Serial: 1831

**Rear/802.11b\_ch 6/Area Scan (11x16x1):** Measurement grid: dx=12mm, dy=12mm

Maximum value of SAR (measured) = 0.449 W/kg

**Rear/802.11b\_ch 6/Zoom Scan (7x7x7)/Cube 0:** Measurement grid: dx=5mm, dy=5mm, dz=5mm

Reference Value = 14.39 V/m; Power Drift = -0.03 dB

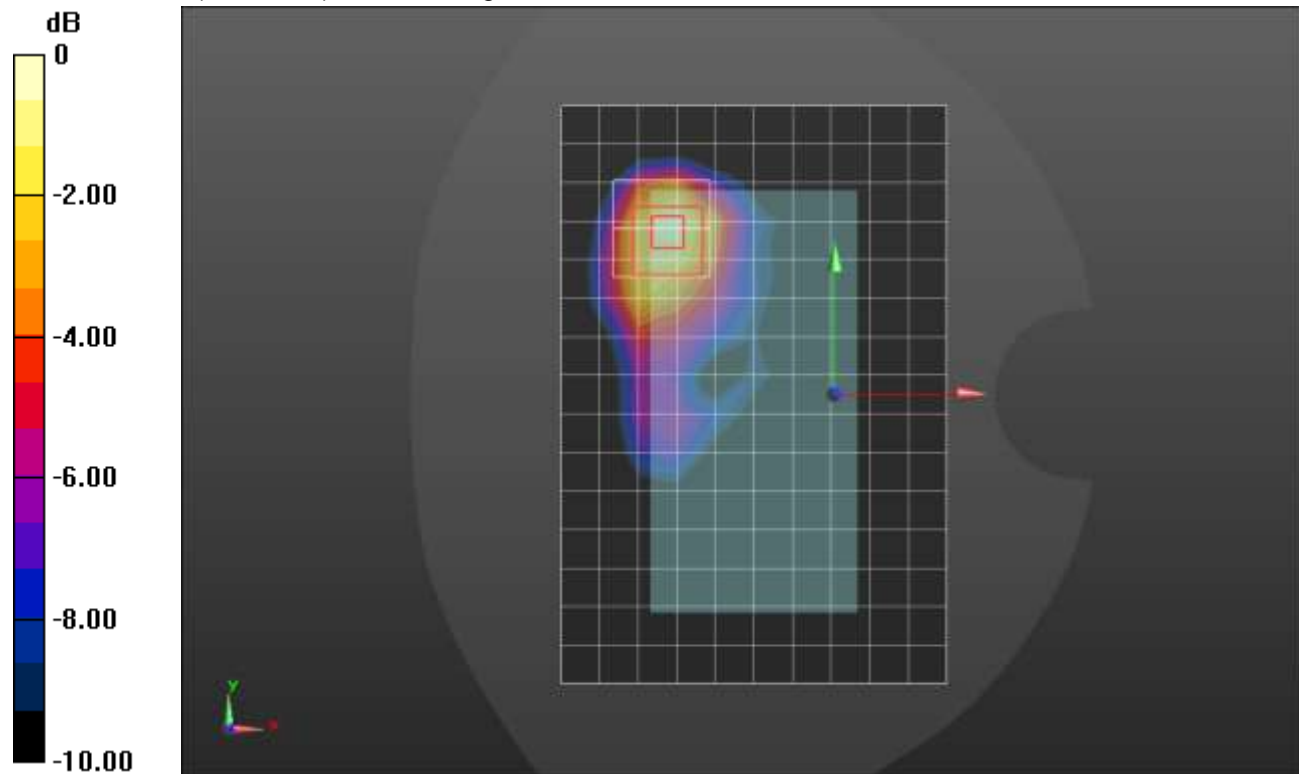
Peak SAR (extrapolated) = 0.611 W/kg

**SAR(1 g) = 0.276 W/kg; SAR(10 g) = 0.137 W/kg**

Smallest distance from peaks to all points 3 dB below = 13.3 mm

Ratio of SAR at M2 to SAR at M1 = 44.5%

Maximum value of SAR (measured) = 0.463 W/kg



0 dB = 0.463 W/kg = -3.34 dBW/kg



## Wi-Fi 2.4GHz ANT 4 Cell Off

Frequency: 2462 MHz; Duty Cycle: 1:1; Room Ambient Temperature: 24.0°C; Liquid Temperature: 23.0°C  
 Medium parameters used (interpolated):  $f = 2462 \text{ MHz}$ ;  $\sigma = 1.814 \text{ S/m}$ ;  $\epsilon_r = 38.285$ ;  $\rho = 1000 \text{ kg/m}^3$

DASY5 Configuration:

- Area Scan Setting: Find Secondary Maximum Within: 2.0 dB and with a peak SAR value greater than 0.0012W/kg
- Electronics: DAE4 Sn1540; Calibrated: 1/27/2021
- Probe: EX3DV4 - SN7500; ConvF(7.69, 7.69, 7.69) @ 2462 MHz; Calibrated: 3/18/2021
- Sensor-Surface: 1.4mm (Mechanical Surface Detection)
- Phantom: Twin-SAM V5.0 (30deg probe tilt); Type: QD 000 P40 CD; Serial: 1831

**Edge 2/802.11b\_ch 11/Area Scan (5x16x1):** Measurement grid: dx=12mm, dy=12mm

[Info: Interpolated medium parameters used for SAR evaluation.](#)

Maximum value of SAR (measured) = 0.774 W/kg

**Edge 2/802.11b\_ch 11/Zoom Scan (7x7x7)/Cube 0:** Measurement grid: dx=5mm, dy=5mm, dz=5mm

Reference Value = 19.06 V/m; Power Drift = 0.08 dB

Peak SAR (extrapolated) = 1.53 W/kg

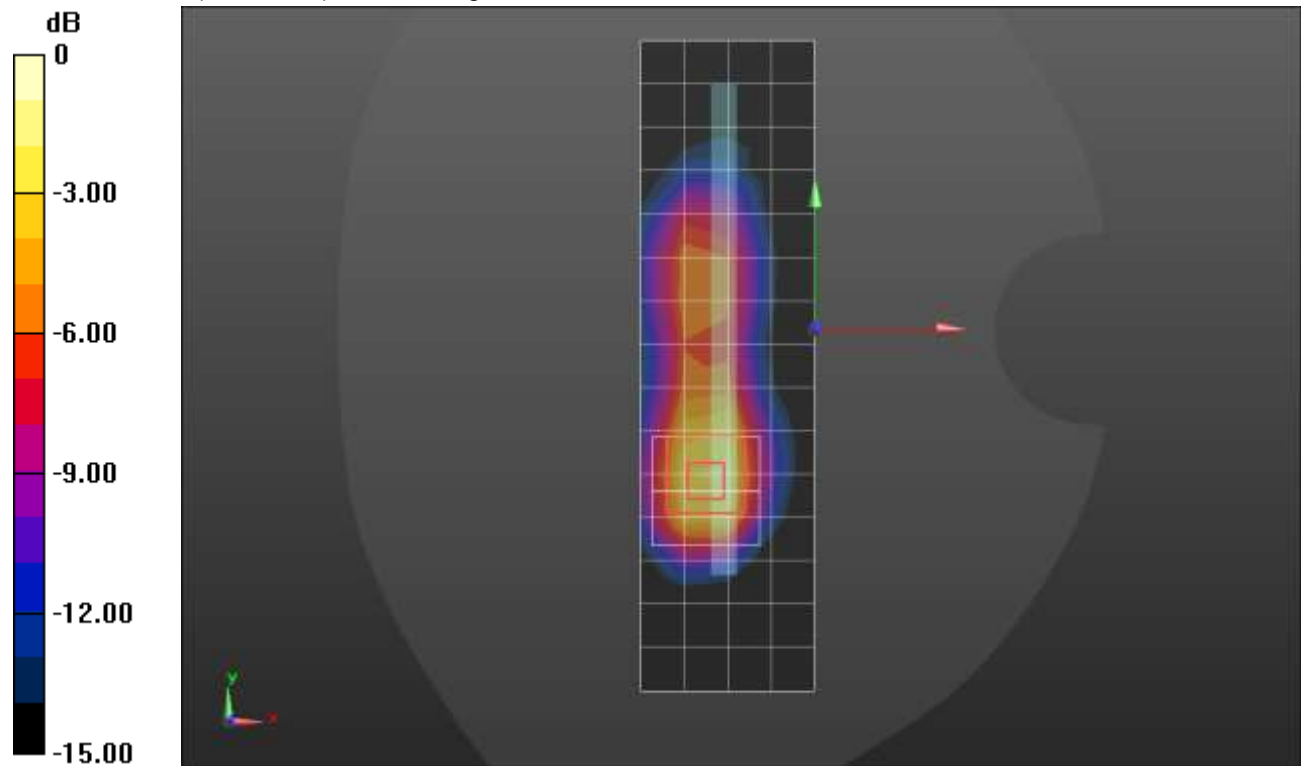
**SAR(1 g) = 0.608 W/kg; SAR(10 g) = 0.264 W/kg**

Smallest distance from peaks to all points 3 dB below = 8.1 mm

Ratio of SAR at M2 to SAR at M1 = 38.3%

[Info: Interpolated medium parameters used for SAR evaluation.](#)

Maximum value of SAR (measured) = 1.13 W/kg



0 dB = 1.13 W/kg = 0.53 dBW/kg



## Wi-Fi 2.4GHz ANT 3 Cell On

Frequency: 2437 MHz; Duty Cycle: 1:1; Room Ambient Temperature: 24.0°C; Liquid Temperature: 23.0°C  
 Medium parameters used (interpolated):  $f = 2437$  MHz;  $\sigma = 1.721$  S/m;  $\epsilon_r = 37.412$ ;  $\rho = 1000$  kg/m<sup>3</sup>

DASY5 Configuration:

- Area Scan Setting: Find Secondary Maximum Within: 2.0 dB and with a peak SAR value greater than 0.0012W/kg
- Electronics: DAE4 Sn1540; Calibrated: 1/27/2021
- Probe: EX3DV4 - SN7500; ConvF(7.69, 7.69, 7.69) @ 2437 MHz; Calibrated: 3/18/2021
- Sensor-Surface: 1.4mm (Mechanical Surface Detection (Locations From Previous Scan Used)), Sensor-Surface: 1.4mm (Mechanical Surface Detection)
- Phantom: Twin-SAM V5.0 (30deg probe tilt); Type: QD 000 P40 CD; Serial: 1831

**LHS/Touch\_802.11b\_ch 6/Area Scan (10x16x1):** Measurement grid: dx=12mm, dy=12mm

[Info: Interpolated medium parameters used for SAR evaluation.](#)

Maximum value of SAR (measured) = 0.390 W/kg

**LHS/Touch\_802.11b\_ch 6/Zoom Scan (7x7x7)/Cube 0:** Measurement grid: dx=5mm, dy=5mm, dz=5mm

Reference Value = 13.17 V/m; Power Drift = 0.04 dB

Peak SAR (extrapolated) = 0.518 W/kg

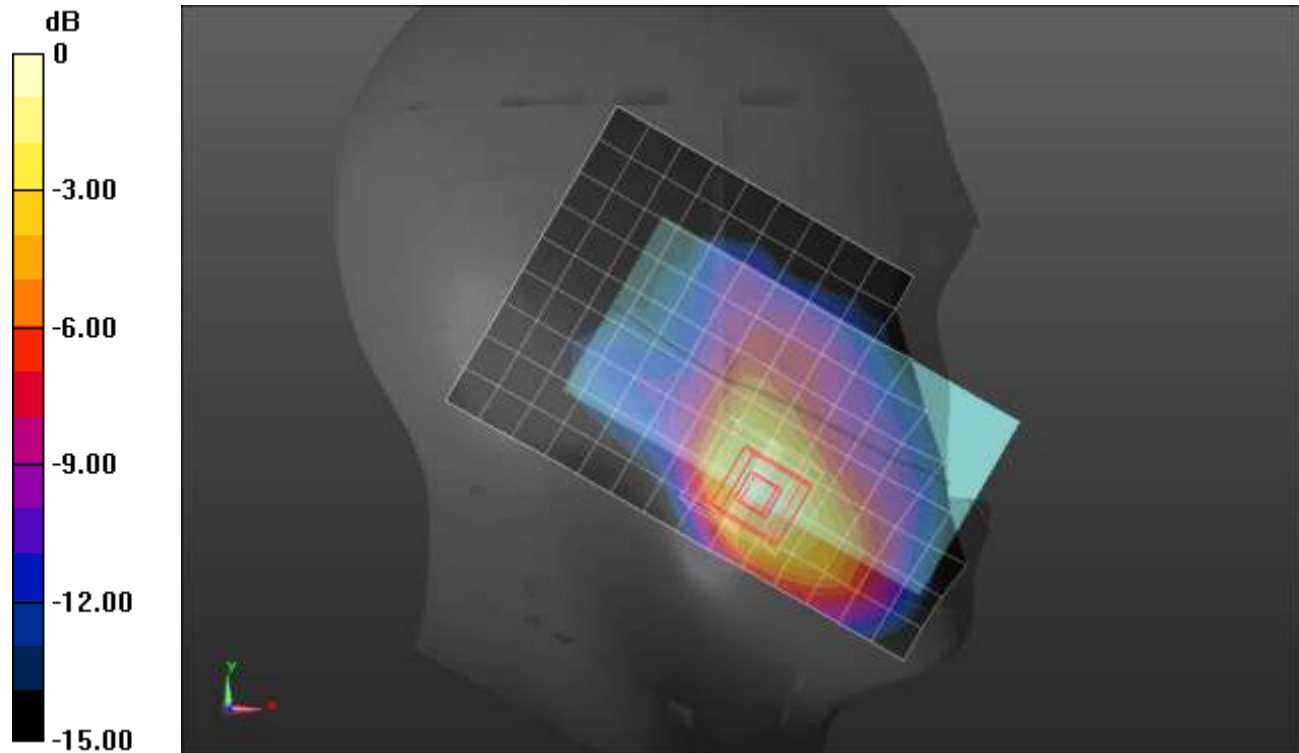
**SAR(1 g) = 0.264 W/kg; SAR(10 g) = 0.138 W/kg**

Smallest distance from peaks to all points 3 dB below = 10.5 mm

Ratio of SAR at M2 to SAR at M1 = 51.9%

[Info: Interpolated medium parameters used for SAR evaluation.](#)

Maximum value of SAR (measured) = 0.407 W/kg



0 dB = 0.407 W/kg = -3.90 dBW/kg

## Wi-Fi 2.4GHz ANT 3 Cell On

Frequency: 2437 MHz; Duty Cycle: 1:1; Room Ambient Temperature: 24.0°C; Liquid Temperature: 23.0°C  
Medium parameters used (interpolated):  $f = 2437$  MHz;  $\sigma = 1.858$  S/m;  $\epsilon_r = 40.248$ ;  $\rho = 1000$  kg/m<sup>3</sup>

DASY5 Configuration:

- Area Scan Setting: Find Secondary Maximum Within: 2.0 dB and with a peak SAR value greater than 0.0012W/kg
- Electronics: DAE4 Sn1540; Calibrated: 1/27/2021
- Probe: EX3DV4 - SN7500; ConvF(7.69, 7.69, 7.69) @ 2437 MHz; Calibrated: 3/18/2021
- Sensor-Surface: 1.4mm (Mechanical Surface Detection)
- Phantom: Twin-SAM V5.0 (30deg probe tilt); Type: QD 000 P40 CD; Serial: 1831

**Rear/802.11b\_ch 6/Area Scan (11x15x1):** Measurement grid: dx=12mm, dy=12mm

[Info: Interpolated medium parameters used for SAR evaluation.](#)

Maximum value of SAR (measured) = 0.535 W/kg

**Rear/802.11b\_ch 6/Zoom Scan (7x7x7)/Cube 0:** Measurement grid: dx=5mm, dy=5mm, dz=5mm

Reference Value = 15.17 V/m; Power Drift = 0.03 dB

Peak SAR (extrapolated) = 0.821 W/kg

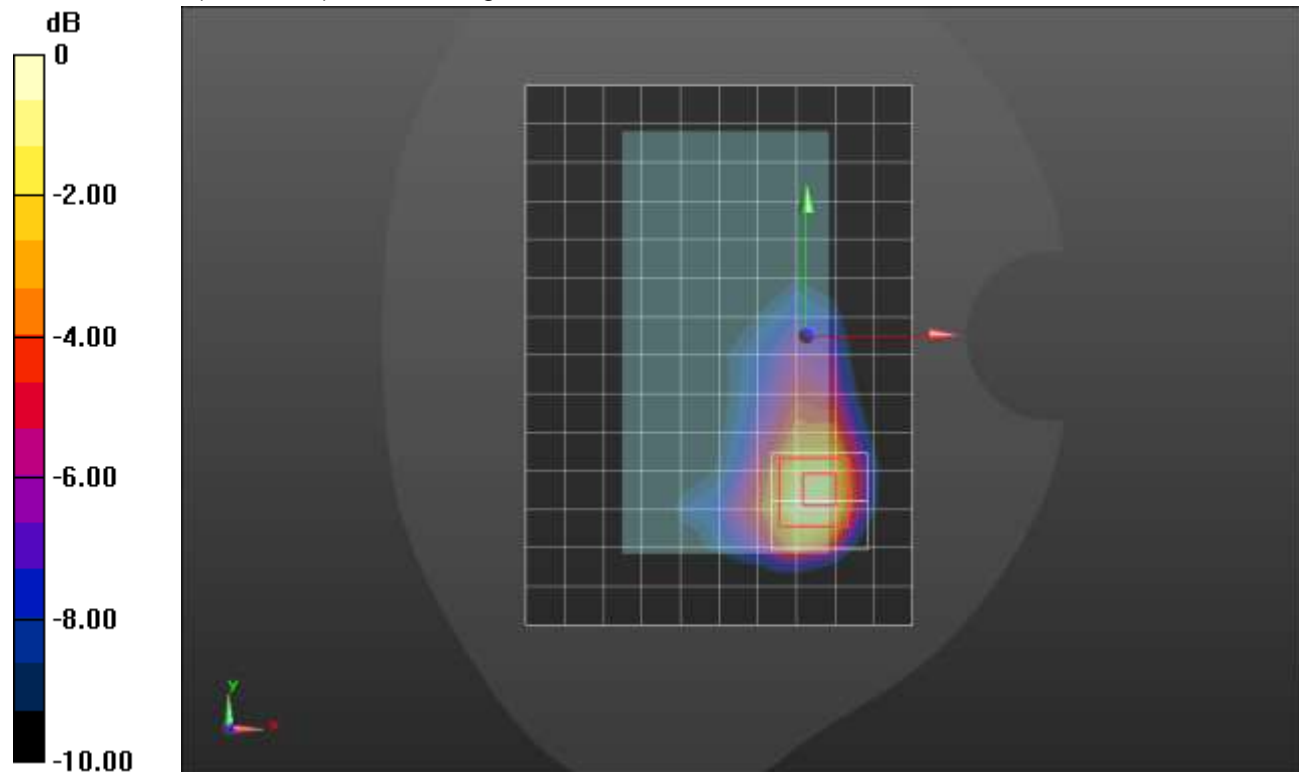
**SAR(1 g) = 0.362 W/kg; SAR(10 g) = 0.174 W/kg**

Smallest distance from peaks to all points 3 dB below = 10.8 mm

Ratio of SAR at M2 to SAR at M1 = 41.9%

[Info: Interpolated medium parameters used for SAR evaluation.](#)

Maximum value of SAR (measured) = 0.603 W/kg



0 dB = 0.603 W/kg = -2.20 dBW/kg

## Wi-Fi 2.4GHz ANT 3 Cell On

Frequency: 2437 MHz; Duty Cycle: 1:1; Room Ambient Temperature: 24.0°C; Liquid Temperature: 23.0°C  
 Medium parameters used (interpolated):  $f = 2437$  MHz;  $\sigma = 1.858$  S/m;  $\epsilon_r = 40.248$ ;  $\rho = 1000$  kg/m<sup>3</sup>

DASY5 Configuration:

- Area Scan Setting: Find Secondary Maximum Within: 2.0 dB and with a peak SAR value greater than 0.0012W/kg
- Electronics: DAE4 Sn1540; Calibrated: 1/27/2021
- Probe: EX3DV4 - SN7500; ConvF(7.69, 7.69, 7.69) @ 2437 MHz; Calibrated: 3/18/2021
- Sensor-Surface: 1.4mm (Mechanical Surface Detection)
- Phantom: Twin-SAM V5.0 (30deg probe tilt); Type: QD 000 P40 CD; Serial: 1831

**Edge 4/802.11b\_ch 6/Area Scan (6x15x1):** Measurement grid: dx=12mm, dy=12mm

[Info: Interpolated medium parameters used for SAR evaluation.](#)

Maximum value of SAR (measured) = 0.629 W/kg

**Edge 4/802.11b\_ch 6/Zoom Scan (7x7x7)/Cube 0:** Measurement grid: dx=5mm, dy=5mm, dz=5mm

Reference Value = 16.68 V/m; Power Drift = -0.13 dB

Peak SAR (extrapolated) = 0.945 W/kg

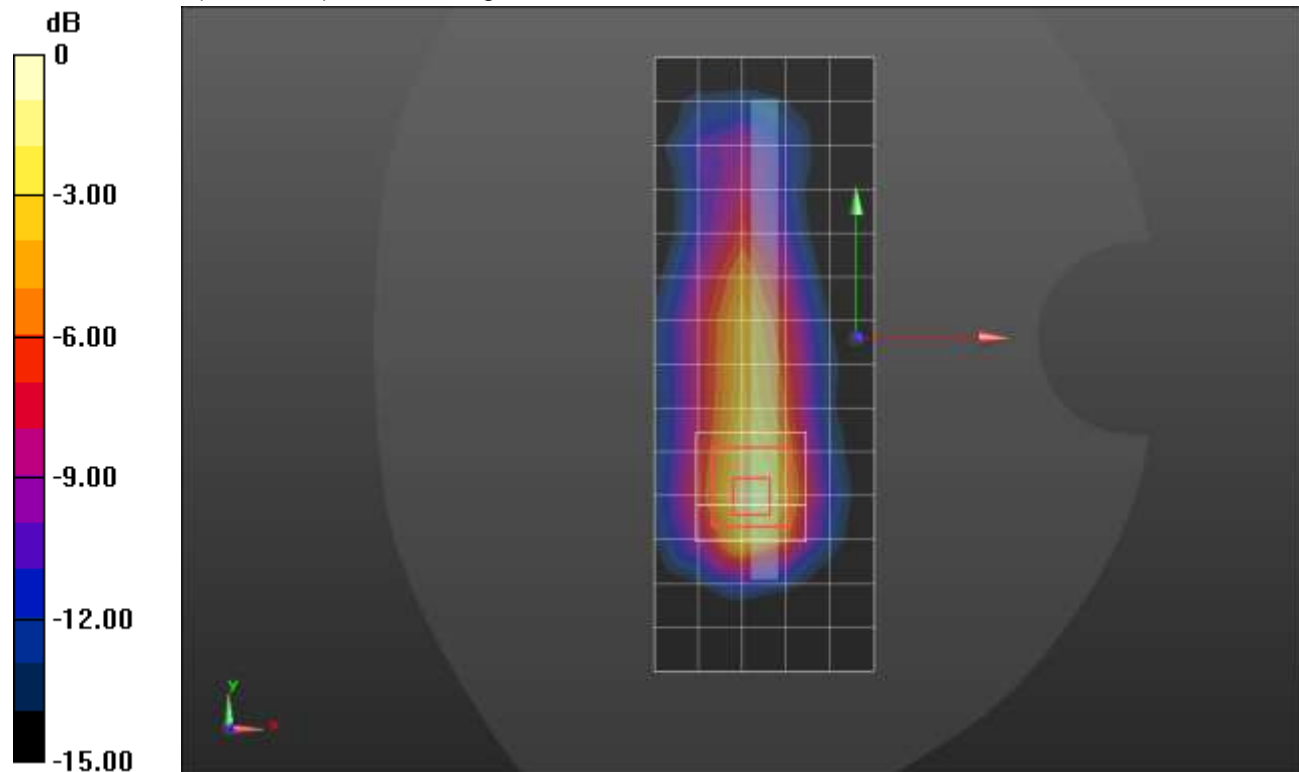
**SAR(1 g) = 0.383 W/kg; SAR(10 g) = 0.167 W/kg**

Smallest distance from peaks to all points 3 dB below = 7.1 mm

Ratio of SAR at M2 to SAR at M1 = 40.3%

[Info: Interpolated medium parameters used for SAR evaluation.](#)

Maximum value of SAR (measured) = 0.707 W/kg



0 dB = 0.707 W/kg = -1.51 dBW/kg

### Wi-Fi 2.4GHz ANT 4 Cell On

Frequency: 2437 MHz; Duty Cycle: 1:1; Room Ambient Temperature: 24.0°C; Liquid Temperature: 23.0°C  
 Medium parameters used (interpolated):  $f = 2437 \text{ MHz}$ ;  $\sigma = 1.858 \text{ S/m}$ ;  $\epsilon_r = 40.248$ ;  $\rho = 1000 \text{ kg/m}^3$

DASY5 Configuration:

- Area Scan Setting: Find Secondary Maximum Within: 2.0 dB and with a peak SAR value greater than 0.0012W/kg
- Electronics: DAE4 Sn1540; Calibrated: 1/27/2021
- Probe: EX3DV4 - SN7500; ConvF(7.69, 7.69, 7.69) @ 2437 MHz; Calibrated: 3/18/2021
- Sensor-Surface: 1.4mm (Mechanical Surface Detection (Locations From Previous Scan Used)), Sensor-Surface: 1.4mm (Mechanical Surface Detection)
- Phantom: Twin-SAM V5.0 (30deg probe tilt); Type: QD 000 P40 CD; Serial: 1831

**LHS/Touch\_802.11b\_ch 6/Area Scan (10x16x1):** Measurement grid: dx=12mm, dy=12mm

[Info: Interpolated medium parameters used for SAR evaluation.](#)

Maximum value of SAR (measured) = 0.440 W/kg

**LHS/Touch\_802.11b\_ch 6/Zoom Scan (7x9x7)/Cube 0:** Measurement grid: dx=5mm, dy=5mm, dz=5mm

Reference Value = 13.83 V/m; Power Drift = 0.05 dB

Peak SAR (extrapolated) = 0.623 W/kg

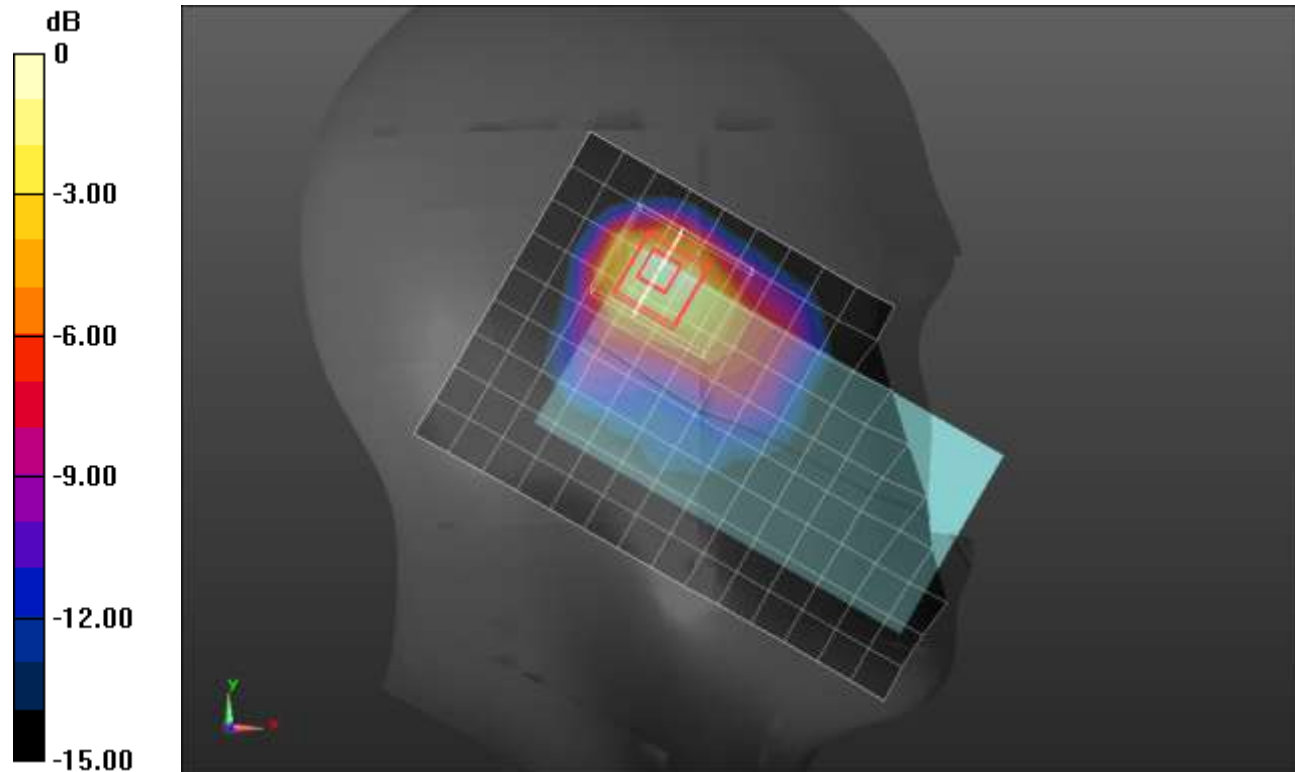
**SAR(1 g) = 0.267 W/kg; SAR(10 g) = 0.127 W/kg**

Smallest distance from peaks to all points 3 dB below = 7.1 mm

Ratio of SAR at M2 to SAR at M1 = 45.5%

[Info: Interpolated medium parameters used for SAR evaluation.](#)

Maximum value of SAR (measured) = 0.448 W/kg



0 dB = 0.448 W/kg = -3.49 dBW/kg

### Wi-Fi 2.4GHz ANT 4 Cell On

Frequency: 2437 MHz; Duty Cycle: 1:1; Room Ambient Temperature: 24.0°C; Liquid Temperature: 23.0°C  
 Medium parameters used (interpolated):  $f = 2437$  MHz;  $\sigma = 1.768$  S/m;  $\epsilon_r = 37.821$ ;  $\rho = 1000$  kg/m<sup>3</sup>

DASY5 Configuration:

- Area Scan Setting: Find Secondary Maximum Within: 2.0 dB and with a peak SAR value greater than 0.0012W/kg
- Electronics: DAE4 Sn1540; Calibrated: 1/27/2021
- Probe: EX3DV4 - SN7500; ConvF(7.69, 7.69, 7.69) @ 2437 MHz; Calibrated: 3/18/2021
- Sensor-Surface: 1.4mm (Mechanical Surface Detection)
- Phantom: Twin-SAM V5.0 (30deg probe tilt); Type: QD 000 P40 CD; Serial: 1831

**Rear/802.11b\_ch 6/Area Scan (11x15x1):** Measurement grid: dx=12mm, dy=12mm

Maximum value of SAR (measured) = 0.515 W/kg

**Rear/802.11b\_ch 6/Zoom Scan (7x7x7)/Cube 0:** Measurement grid: dx=5mm, dy=5mm, dz=5mm

Reference Value = 15.54 V/m; Power Drift = 0.16 dB

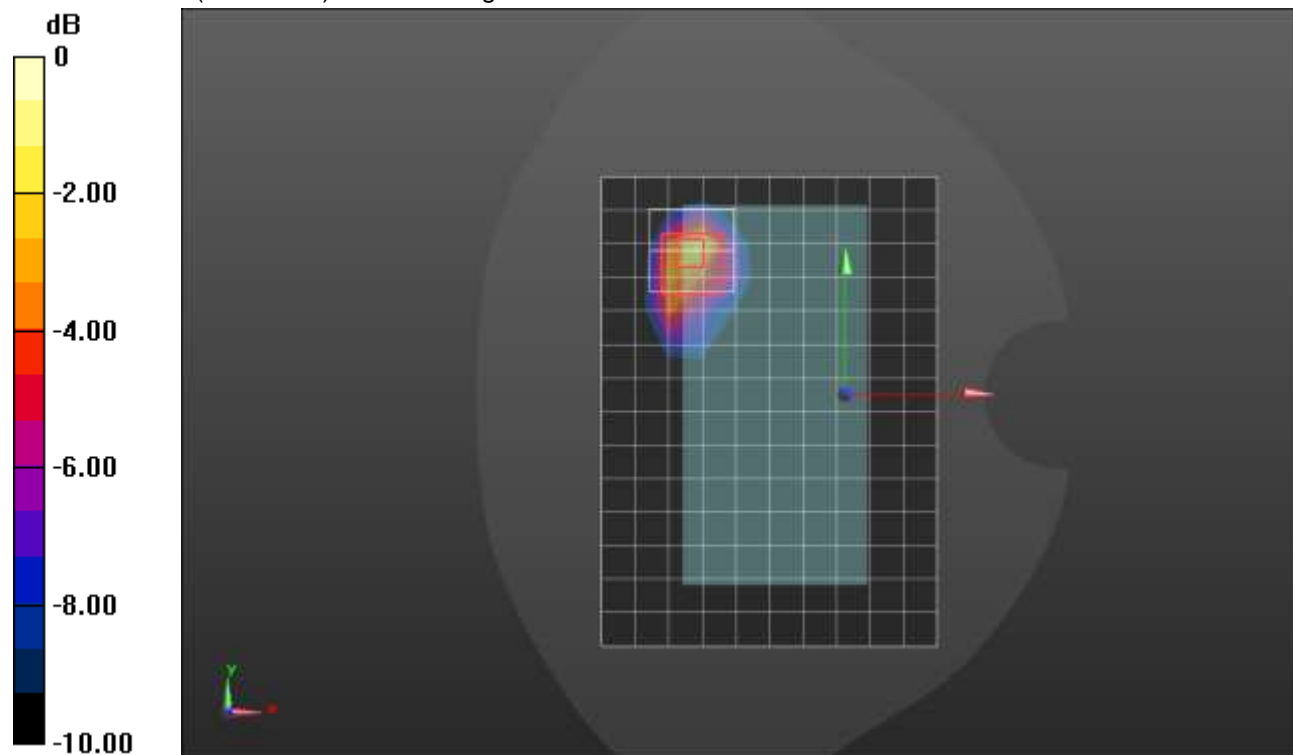
Peak SAR (extrapolated) = 1.06 W/kg

**SAR(1 g) = 0.332 W/kg; SAR(10 g) = 0.141 W/kg**

Smallest distance from peaks to all points 3 dB below = 8.2 mm

Ratio of SAR at M2 to SAR at M1 = 30.1%

Maximum value of SAR (measured) = 0.728 W/kg



0 dB = 0.728 W/kg = -1.38 dBW/kg

### Wi-Fi 5.3GHz ANT 5 Cell Off

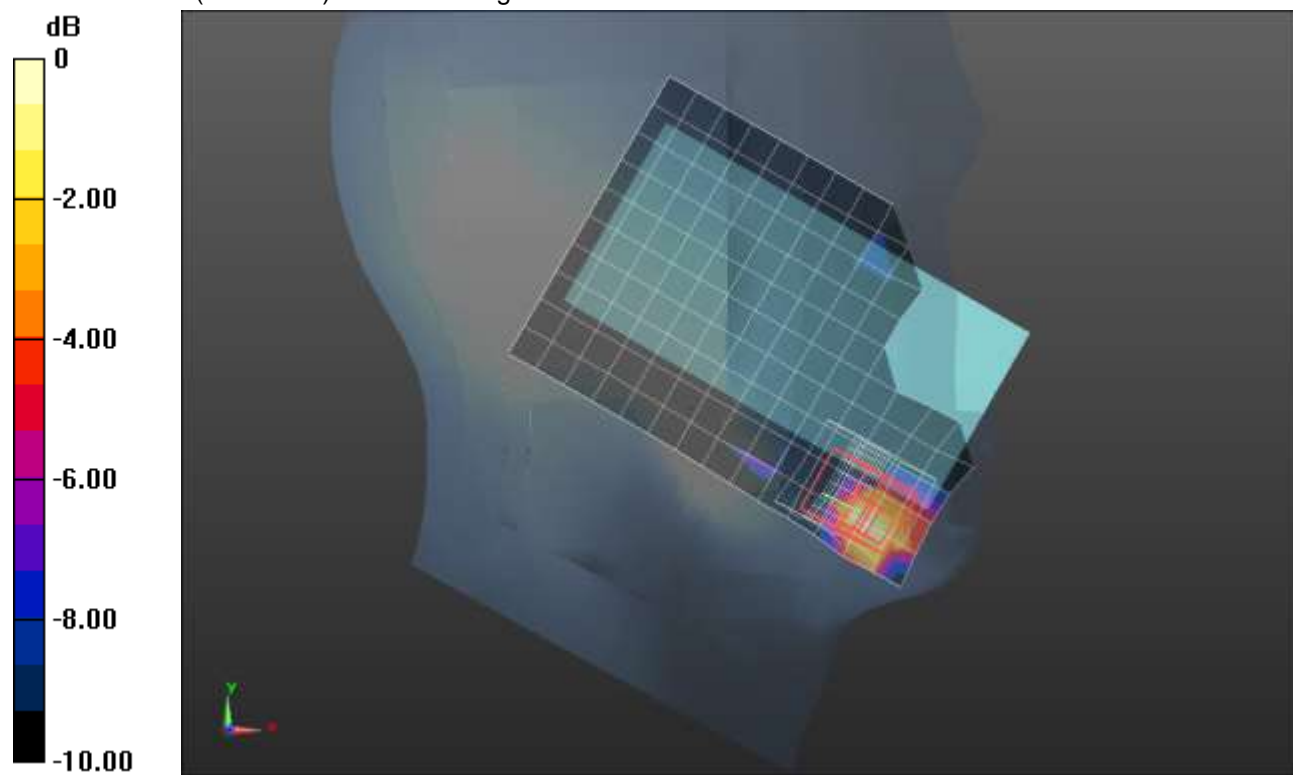
Frequency: 5270 MHz; Duty Cycle: 1:1; Room Ambient Temperature: 24.0°C; Liquid Temperature: 23.0°C  
 Medium parameters used:  $f = 5270 \text{ MHz}$ ;  $\sigma = 4.886 \text{ S/m}$ ;  $\epsilon_r = 37.63$ ;  $\rho = 1000 \text{ kg/m}^3$

DASY5 Configuration:

- Area Scan Setting: Find Secondary Maximum Within: 2.0 dB and with a peak SAR value greater than 0.0012W/kg
- Electronics: DAE4 Sn1433; Calibrated: 2/24/2021
- Probe: EX3DV4 - SN7356; ConvF(5.54, 5.54, 5.54) @ 5270 MHz; Calibrated: 3/19/2021
- Sensor-Surface: 1.4mm (Mechanical Surface Detection)
- Phantom: Twin-SAM V5.0 (20deg probe tilt); Type: SAM;

**LHS/Touch\_802.11n\_HT40 Ch 54/Area Scan (11x17x1):** Measurement grid: dx=10mm, dy=10mm  
 Maximum value of SAR (measured) = 0.0528 W/kg

**LHS/Touch\_802.11n\_HT40 Ch 54/Zoom Scan (8x9x12)/Cube 0:** Measurement grid: dx=4mm, dy=4mm, dz=2mm  
 Reference Value = 3.429 V/m; Power Drift = 0.19 dB  
 Peak SAR (extrapolated) = 0.268 W/kg  
**SAR(1 g) = 0.019 W/kg; SAR(10 g) = 0.00645 W/kg**  
 Smallest distance from peaks to all points 3 dB below: Larger than measurement grid  
 Ratio of SAR at M2 to SAR at M1 = 62.4%  
 Maximum value of SAR (measured) = 0.0538 W/kg



0 dB = 0.0538 W/kg = -12.69 dBW/kg

### Wi-Fi 5.2GHz ANT 5 Cell Off

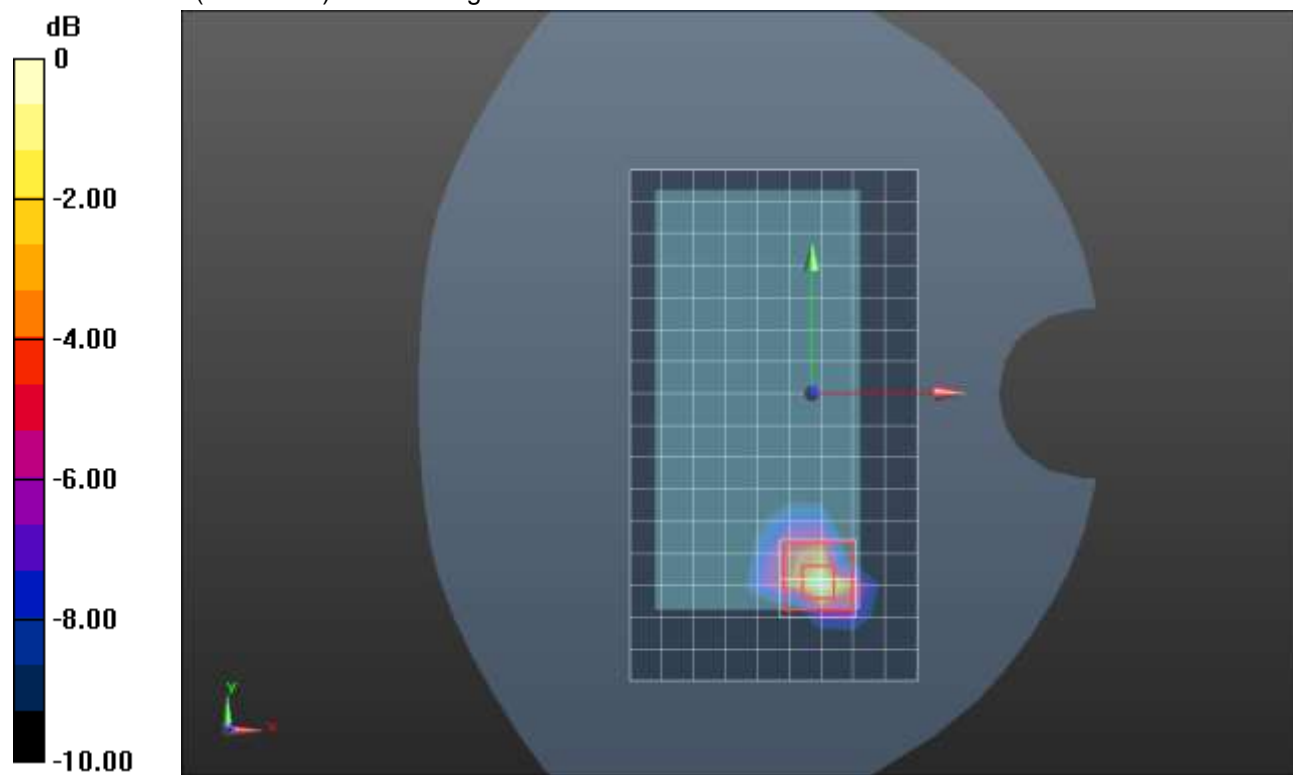
Frequency: 5230 MHz; Duty Cycle: 1:1; Room Ambient Temperature: 24.0°C; Liquid Temperature: 23.0°C  
 Medium parameters used:  $f = 5230 \text{ MHz}$ ;  $\sigma = 4.758 \text{ S/m}$ ;  $\epsilon_r = 37.541$ ;  $\rho = 1000 \text{ kg/m}^3$

DASY5 Configuration:

- Area Scan Setting: Find Secondary Maximum Within: 2.0 dB and with a peak SAR value greater than 0.0012W/kg
- Electronics: DAE4 Sn1433; Calibrated: 2/24/2021
- Probe: EX3DV4 - SN7356; ConvF(5.54, 5.54, 5.54) @ 5230 MHz; Calibrated: 3/19/2021
- Sensor-Surface: 1.4mm (Mechanical Surface Detection)
- Phantom: Twin-SAM V5.0 (20deg probe tilt); Type: SAM;

**Rear/802.11n\_HT40\_Ch 46/Area Scan (10x17x1):** Measurement grid: dx=10mm, dy=10mm  
 Maximum value of SAR (measured) = 2.14 W/kg

**Rear/802.11n\_HT40\_Ch 46/Zoom Scan (7x7x12)/Cube 0:** Measurement grid: dx=4mm, dy=4mm, dz=2mm  
 Reference Value = 18.57 V/m; Power Drift = -0.01 dB  
 Peak SAR (extrapolated) = 3.55 W/kg  
**SAR(1 g) = 0.806 W/kg; SAR(10 g) = 0.236 W/kg**  
 Smallest distance from peaks to all points 3 dB below = 5.7 mm  
 Ratio of SAR at M2 to SAR at M1 = 53.5%  
 Maximum value of SAR (measured) = 2.04 W/kg



0 dB = 2.04 W/kg = 3.10 dBW/kg



### Wi-Fi 5.6GHz ANT 5 Cell Off

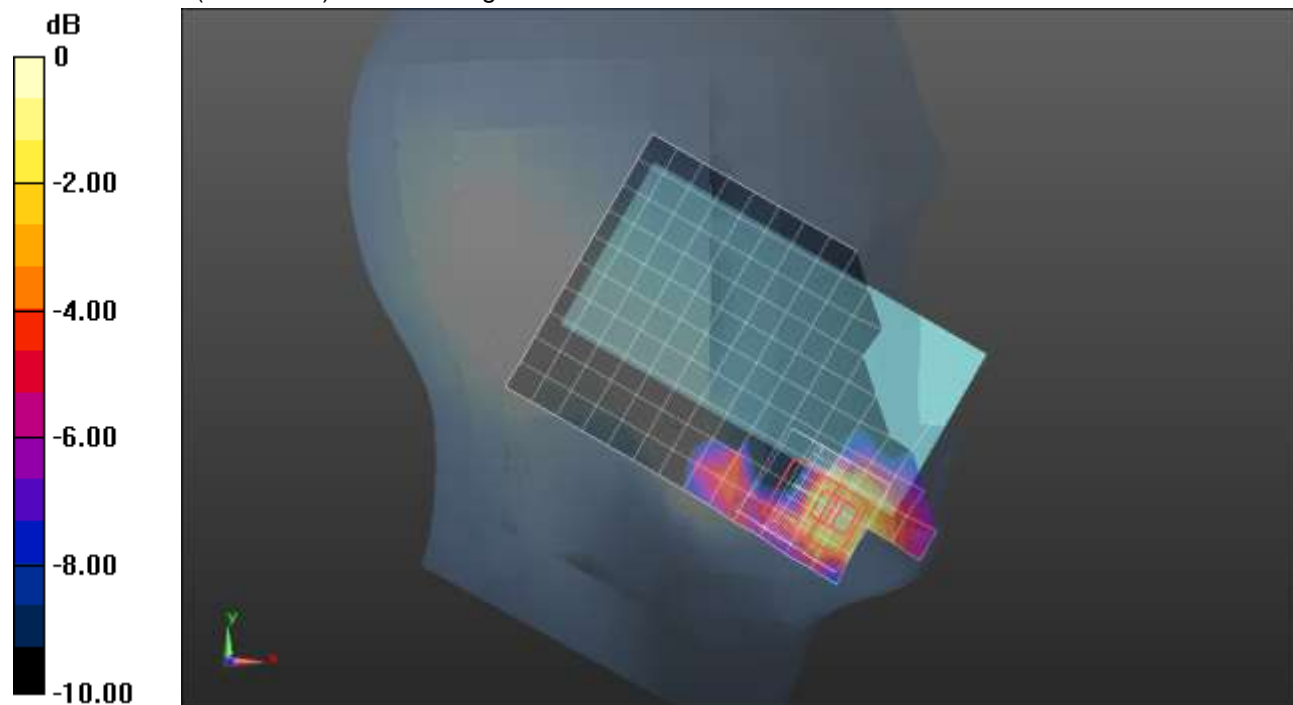
Frequency: 5610 MHz; Duty Cycle: 1:1; Room Ambient Temperature: 24.0°C; Liquid Temperature: 23.0°C  
 Medium parameters used:  $f = 5610 \text{ MHz}$ ;  $\sigma = 5.044 \text{ S/m}$ ;  $\epsilon_r = 34.512$ ;  $\rho = 1000 \text{ kg/m}^3$

DASY5 Configuration:

- Area Scan Setting: Find Secondary Maximum Within: 2.0 dB and with a peak SAR value greater than 0.0012W/kg
- Electronics: DAE4 Sn1258; Calibrated: 3/18/2021
- Probe: EX3DV4 - SN3902; ConvF(4.85, 4.85, 4.85) @ 5610 MHz; Calibrated: 3/18/2021
- Sensor-Surface: 1.4mm (Mechanical Surface Detection)
- Phantom: Twin-SAM V5.0 (20deg probe tilt); Type: SAM;

**LHS/Touch\_802.11ac\_VHT80\_Ch 122/Area Scan (11x17x1):** Measurement grid: dx=10mm, dy=10mm  
 Maximum value of SAR (measured) = 0.109 W/kg

**LHS/Touch\_802.11ac\_VHT80\_Ch 122/Zoom Scan (9x9x12)/Cube 0:** Measurement grid: dx=4mm, dy=4mm, dz=2mm  
 Reference Value = 3.114 V/m; Power Drift = -0.15 dB  
 Peak SAR (extrapolated) = 0.474 W/kg  
**SAR(1 g) = 0.045 W/kg; SAR(10 g) = 0.017 W/kg**  
 Smallest distance from peaks to all points 3 dB below = 8 mm  
 Ratio of SAR at M2 to SAR at M1 = 50.8%  
 Maximum value of SAR (measured) = 0.121 W/kg



0 dB = 0.121 W/kg = -9.17 dBW/kg



### Wi-Fi 5.6GHz ANT 5 Cell Off

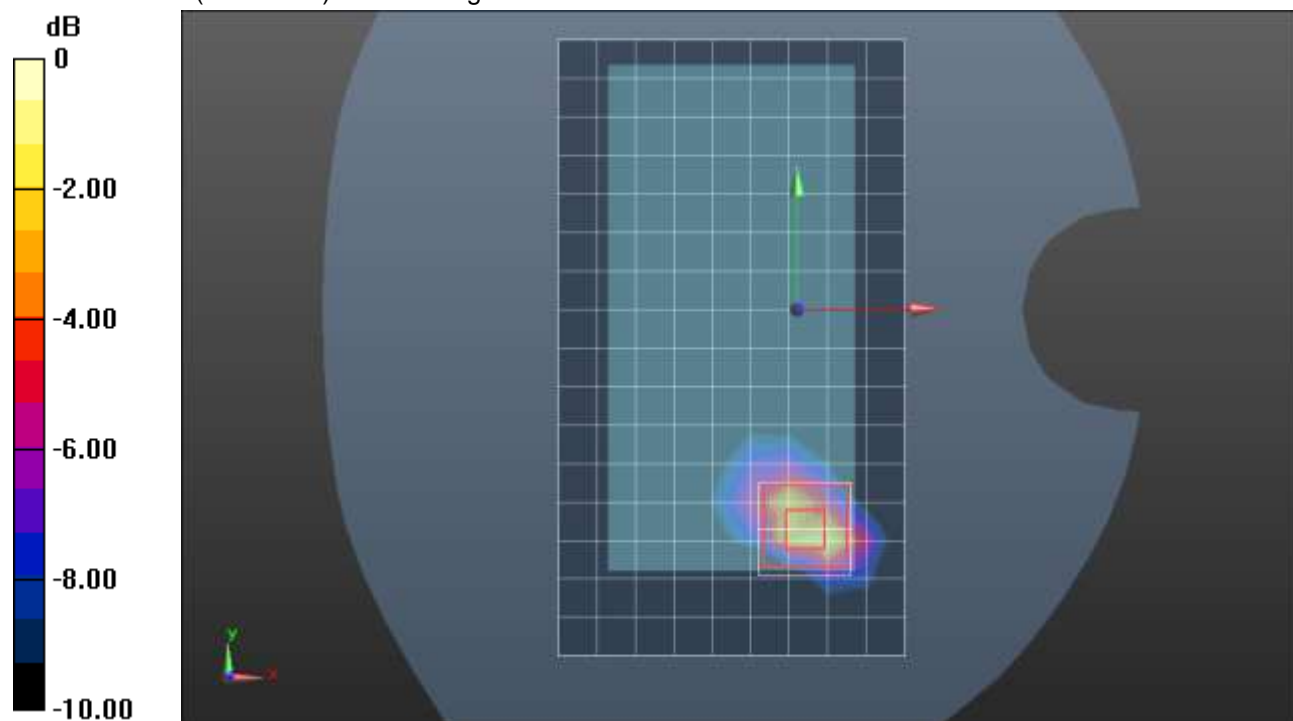
Frequency: 5610 MHz; Duty Cycle: 1:1; Room Ambient Temperature: 24.0°C; Liquid Temperature: 23.0°C  
 Medium parameters used:  $f = 5610 \text{ MHz}$ ;  $\sigma = 5.074 \text{ S/m}$ ;  $\epsilon_r = 34.621$ ;  $\rho = 1000 \text{ kg/m}^3$

DASY5 Configuration:

- Area Scan Setting: Find Secondary Maximum Within: 2.0 dB and with a peak SAR value greater than 0.0012W/kg
- Electronics: DAE4 Sn1258; Calibrated: 3/18/2021
- Probe: EX3DV4 - SN3902; ConvF(4.85, 4.85, 4.85) @ 5610 MHz; Calibrated: 3/18/2021
- Sensor-Surface: 1.4mm (Mechanical Surface Detection)
- Phantom: Twin-SAM V5.0 (20deg probe tilt); Type: SAM;

**Rear/802.11ac\_VHT80\_Ch 122/Area Scan (10x17x1):** Measurement grid: dx=10mm, dy=10mm  
 Maximum value of SAR (measured) = 1.36 W/kg

**Rear/802.11ac\_VHT80\_Ch 122/Zoom Scan (7x7x12)/Cube 0:** Measurement grid: dx=4mm, dy=4mm, dz=2mm  
 Reference Value = 14.19 V/m; Power Drift = -0.06 dB  
 Peak SAR (extrapolated) = 2.85 W/kg  
**SAR(1 g) = 0.652 W/kg; SAR(10 g) = 0.193 W/kg**  
 Smallest distance from peaks to all points 3 dB below = 6.1 mm  
 Ratio of SAR at M2 to SAR at M1 = 51.9%  
 Maximum value of SAR (measured) = 1.71 W/kg



0 dB = 1.71 W/kg = 2.33 dBW/kg

### Wi-Fi 5.8GHz ANT 5 Cell Off

Frequency: 5775 MHz; Duty Cycle: 1:1; Room Ambient Temperature: 24.0°C; Liquid Temperature: 23.0°C  
 Medium parameters used:  $f = 5775 \text{ MHz}$ ;  $\sigma = 5.446 \text{ S/m}$ ;  $\epsilon_r = 36.924$ ;  $\rho = 1000 \text{ kg/m}^3$

DASY5 Configuration:

- Area Scan Setting: Find Secondary Maximum Within: 2.0 dB and with a peak SAR value greater than 0.0012W/kg
- Electronics: DAE4 Sn1544; Calibrated: 1/27/2021
- Probe: EX3DV4 - SN7501; ConvF(5.15, 5.15, 5.15) @ 5775 MHz; Calibrated: 3/18/2021
- Sensor-Surface: 1.4mm (Mechanical Surface Detection)
- Phantom: Twin-SAM V5.0 (20deg probe tilt); Type: QD000P40CD; Serial: 1629

**RHS/Touch\_802.11ac\_VHT80\_Ch 155 /Area Scan (12x17x1):** Measurement grid: dx=10mm, dy=10mm  
 Maximum value of SAR (measured) = 0.0470 W/kg

**RHS/Touch\_802.11ac\_VHT80\_Ch 155/Zoom Scan (7x7x12)/Cube 0:** Measurement grid: dx=4mm, dy=4mm, dz=2mm

Reference Value = 1.183 V/m; Power Drift = -0.19 dB

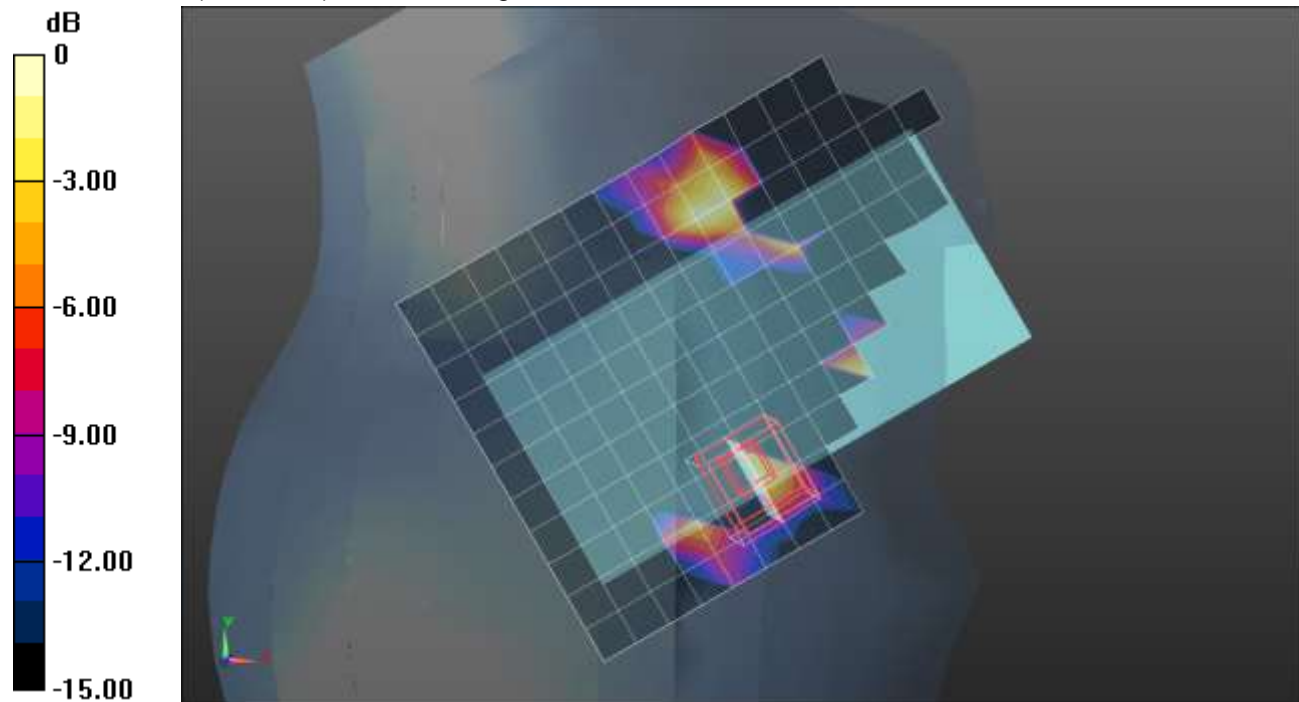
Peak SAR (extrapolated) = 0.244 W/kg

**SAR(1 g) = 0.013 W/kg; SAR(10 g) = 0.00163 W/kg**

Smallest distance from peaks to all points 3 dB below: Larger than measurement grid

Ratio of SAR at M2 to SAR at M1 = 31.5%

Maximum value of SAR (measured) = 0.0517 W/kg



0 dB = 0.0517 W/kg = -12.87 dBW/kg

### Wi-Fi 5.8GHz ANT 5 Cell Off

Frequency: 5775 MHz; Duty Cycle: 1:1; Room Ambient Temperature: 24.0°C; Liquid Temperature: 23.0°C  
 Medium parameters used:  $f = 5775 \text{ MHz}$ ;  $\sigma = 5.255 \text{ S/m}$ ;  $\epsilon_r = 35.316$ ;  $\rho = 1000 \text{ kg/m}^3$

DASY5 Configuration:

- Area Scan Setting: Find Secondary Maximum Within: 2.0 dB and with a peak SAR value greater than 0.0012W/kg
- Electronics: DAE4 Sn1544; Calibrated: 1/27/2021
- Probe: EX3DV4 - SN7501; ConvF(5.15, 5.15, 5.15) @ 5775 MHz; Calibrated: 3/18/2021
- Sensor-Surface: 1.4mm (Mechanical Surface Detection (Locations From Previous Scan Used)), Sensor-Surface: 1.4mm (Mechanical Surface Detection)
- Phantom: Twin-SAM V5.0 (30deg probe tilt); Type: QD 000 P40 CD; Serial: 1831

**Rear/802.11ac\_VHT80\_Ch 155/Area Scan (10x18x1):** Measurement grid:  $dx=10\text{mm}$ ,  $dy=10\text{mm}$   
 Maximum value of SAR (measured) = 1.35 W/kg

**Rear/802.11ac\_VHT80\_Ch 155/Zoom Scan (7x7x12)/Cube 0:** Measurement grid:  $dx=4\text{mm}$ ,  $dy=4\text{mm}$ ,  $dz=2\text{mm}$

Reference Value = 13.80 V/m; Power Drift = -0.09 dB

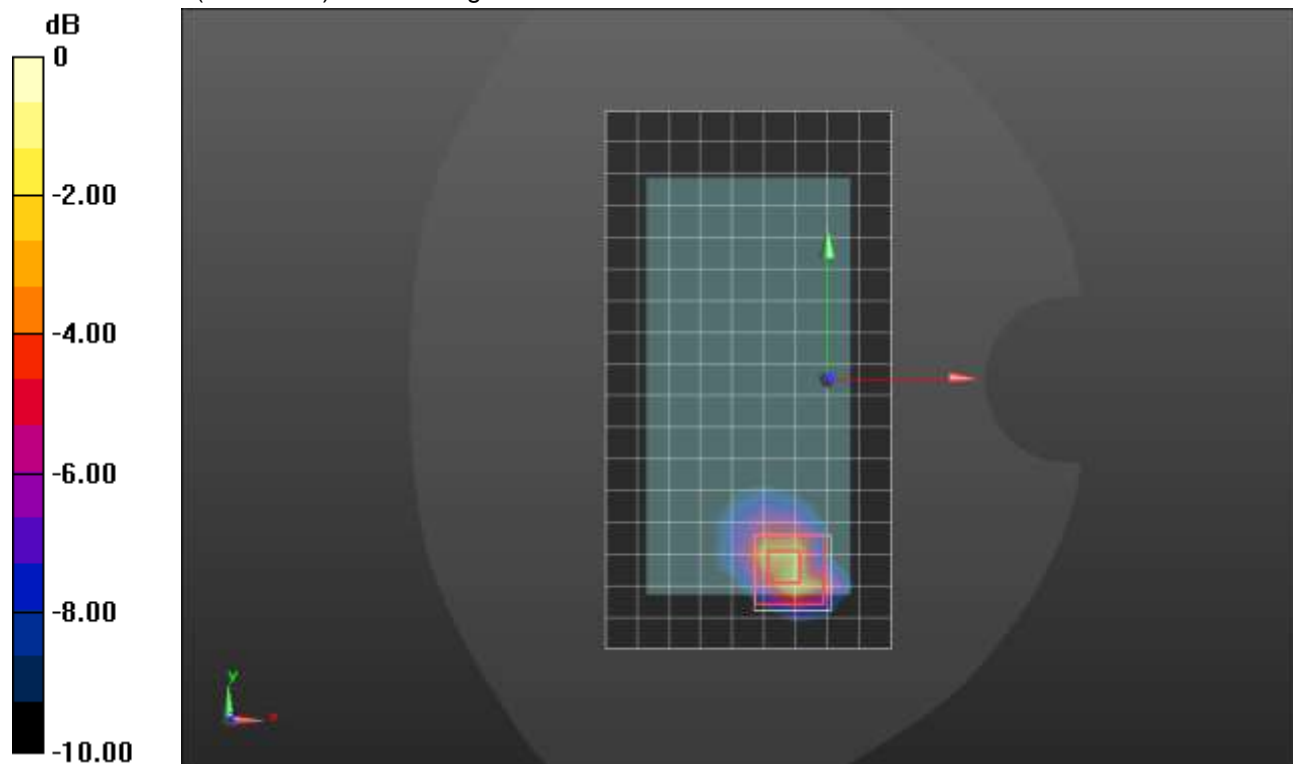
Peak SAR (extrapolated) = 3.30 W/kg

**SAR(1 g) = 0.732 W/kg; SAR(10 g) = 0.212 W/kg**

Smallest distance from peaks to all points 3 dB below = 6.2 mm

Ratio of SAR at M2 to SAR at M1 = 51.2%

Maximum value of SAR (measured) = 1.82 W/kg



0 dB = 1.82 W/kg = 2.60 dBW/kg

### Wi-Fi 5.2GHz ANT 6 Cell Off

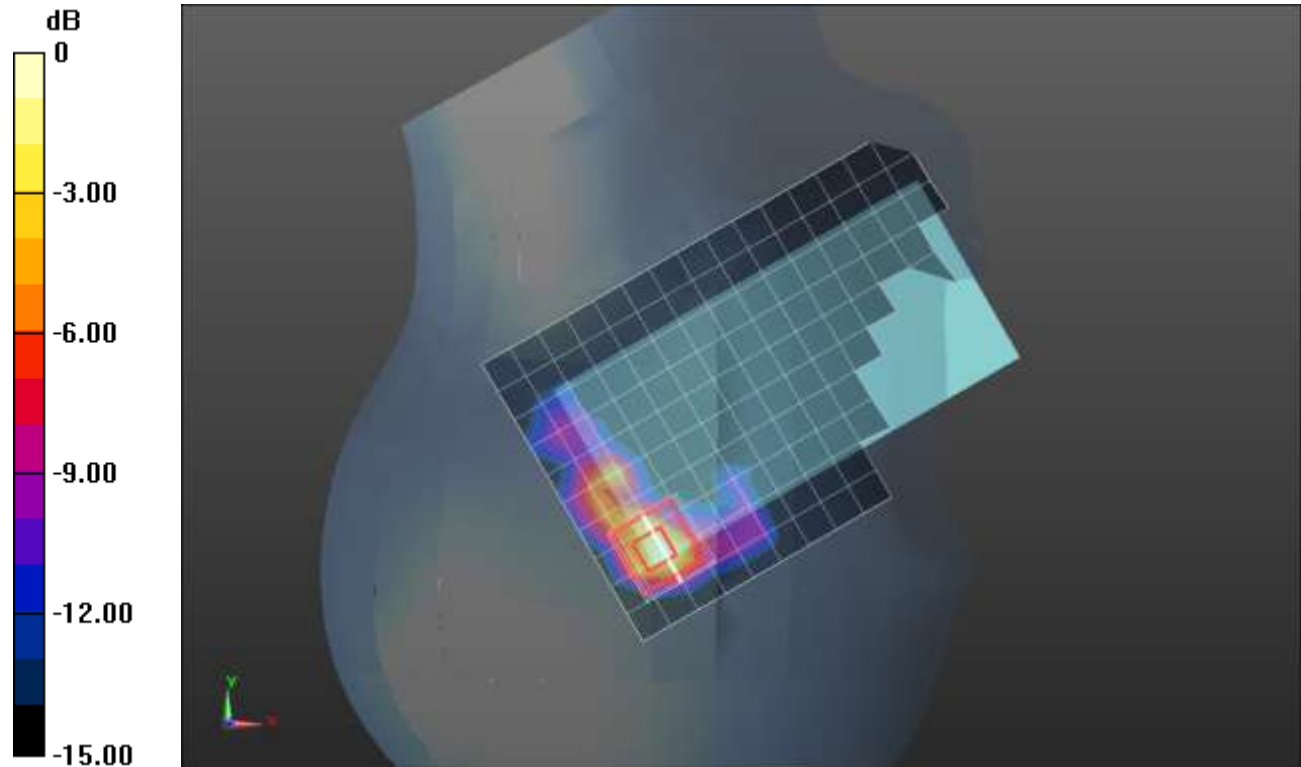
Frequency: 5230 MHz; Duty Cycle: 1:1; Room Ambient Temperature: 24.0°C; Liquid Temperature: 23.0°C  
 Medium parameters used:  $f = 5230 \text{ MHz}$ ;  $\sigma = 4.653 \text{ S/m}$ ;  $\epsilon_r = 36.71$ ;  $\rho = 1000 \text{ kg/m}^3$

DASY5 Configuration:

- Area Scan Setting: Find Secondary Maximum Within: 2.0 dB and with a peak SAR value greater than 0.0012W/kg
- Electronics: DAE4 Sn1433; Calibrated: 2/24/2021
- Probe: EX3DV4 - SN7356; ConvF(5.54, 5.54, 5.54) @ 5230 MHz; Calibrated: 3/19/2021
- Sensor-Surface: 1.4mm (Mechanical Surface Detection)
- Phantom: Twin-SAM V5.0 (20deg probe tilt); Type: SAM;

**RHS/Touch\_802.11n\_HT40\_Ch 46/Area Scan (11x16x1):** Measurement grid: dx=10mm, dy=10mm  
 Maximum value of SAR (measured) = 2.71 W/kg

**RHS/Touch\_802.11n\_HT40\_Ch 46/Zoom Scan (7x7x12)/Cube 0:** Measurement grid: dx=4mm, dy=4mm, dz=2mm  
 Reference Value = 15.30 V/m; Power Drift = 0.08 dB  
 Peak SAR (extrapolated) = 5.28 W/kg  
**SAR(1 g) = 0.833 W/kg; SAR(10 g) = 0.232 W/kg**  
 Smallest distance from peaks to all points 3 dB below = 4 mm  
 Maximum value of SAR (measured) = 2.19 W/kg



0 dB = 2.19 W/kg = 3.40 dBW/kg

### Wi-Fi 5.3GHz ANT 6 Cell Off

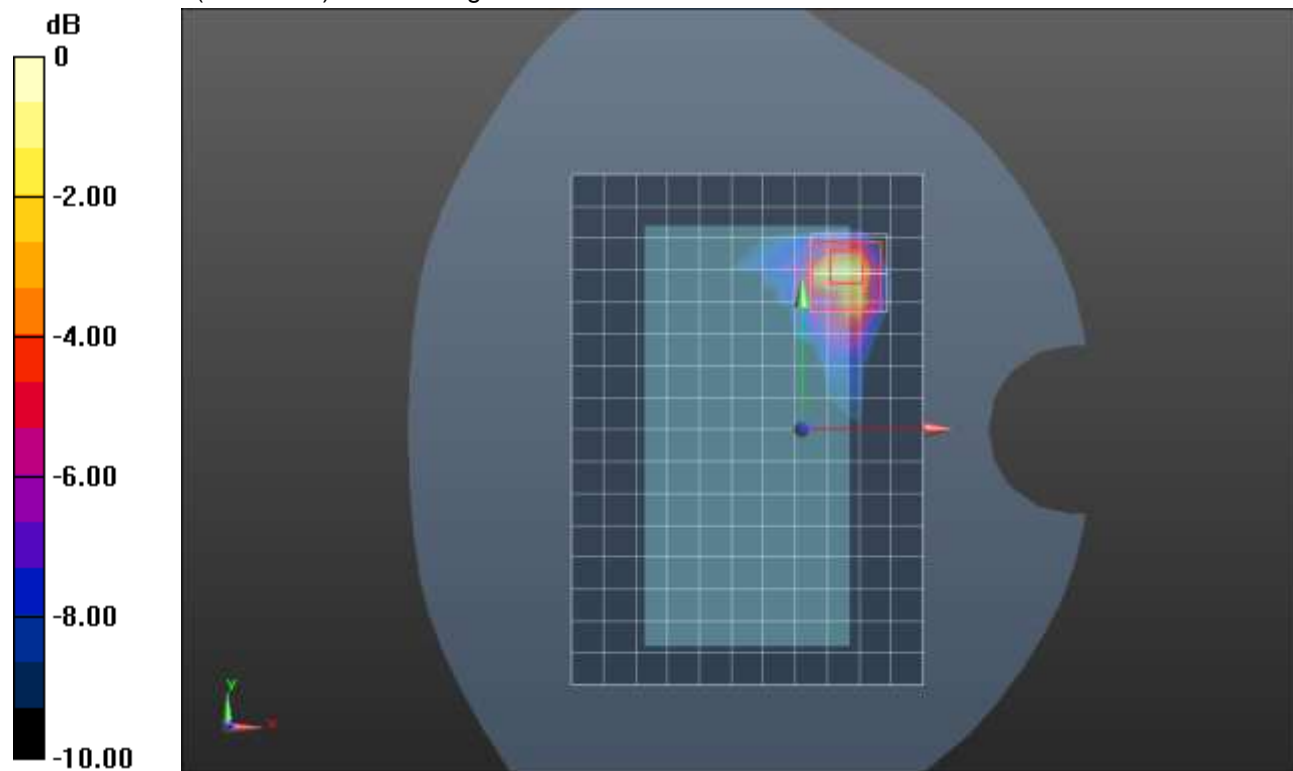
Frequency: 5270 MHz; Duty Cycle: 1:1; Room Ambient Temperature: 24.0°C; Liquid Temperature: 23.0°C  
 Medium parameters used:  $f = 5270 \text{ MHz}$ ;  $\sigma = 4.796 \text{ S/m}$ ;  $\epsilon_r = 36.147$ ;  $\rho = 1000 \text{ kg/m}^3$

DASY5 Configuration:

- Area Scan Setting: Find Secondary Maximum Within: 2.0 dB and with a peak SAR value greater than 0.0012W/kg
- Electronics: DAE4 Sn1433; Calibrated: 2/24/2021
- Probe: EX3DV4 - SN7356; ConvF(5.54, 5.54, 5.54) @ 5270 MHz; Calibrated: 3/19/2021
- Sensor-Surface: 1.4mm (Mechanical Surface Detection)
- Phantom: Twin-SAM V5.0 (20deg probe tilt); Type: SAM;

**Rear/802.11n\_HT40\_Ch 54/Area Scan (12x17x1):** Measurement grid: dx=10mm, dy=10mm  
 Maximum value of SAR (measured) = 1.55 W/kg

**Rear/802.11n\_HT40\_Ch 54/Zoom Scan (7x7x12)/Cube 0:** Measurement grid: dx=4mm, dy=4mm, dz=2mm  
 Reference Value = 15.86 V/m; Power Drift = 0.05 dB  
 Peak SAR (extrapolated) = 3.26 W/kg  
**SAR(1 g) = 0.732 W/kg; SAR(10 g) = 0.215 W/kg**  
 Smallest distance from peaks to all points 3 dB below = 5.1 mm  
 Ratio of SAR at M2 to SAR at M1 = 53.6%  
 Maximum value of SAR (measured) = 1.89 W/kg



0 dB = 1.89 W/kg = 2.76 dBW/kg

### Wi-Fi 5.3GHz ANT 6 Cell Off

Frequency: 5270 MHz; Duty Cycle: 1:1; Room Ambient Temperature: 24.0°C; Liquid Temperature: 23.0°C  
 Medium parameters used:  $f = 5270 \text{ MHz}$ ;  $\sigma = 4.796 \text{ S/m}$ ;  $\epsilon_r = 36.147$ ;  $\rho = 1000 \text{ kg/m}^3$

DASY5 Configuration:

- Area Scan Setting: Find Secondary Maximum Within: 2.0 dB and with a peak SAR value greater than 0.0012W/kg
- Electronics: DAE4 Sn1433; Calibrated: 2/24/2021
- Probe: EX3DV4 - SN7356; ConvF(5.54, 5.54, 5.54) @ 5270 MHz; Calibrated: 3/19/2021
- Sensor-Surface: 1.4mm (Mechanical Surface Detection)
- Phantom: Twin-SAM V5.0 (20deg probe tilt); Type: SAM;

**Edge 4/802.11n\_HT40\_Ch 54/Area Scan (8x18x1):** Measurement grid:  $dx=10\text{mm}$ ,  $dy=10\text{mm}$   
 Maximum value of SAR (measured) = 1.72 W/kg

**Edge 4/802.11n\_HT40\_Ch 54/Zoom Scan (7x7x12)/Cube 0:** Measurement grid:  $dx=4\text{mm}$ ,  $dy=4\text{mm}$ ,  $dz=2\text{mm}$

Reference Value = 16.48 V/m; Power Drift = 0.18 dB

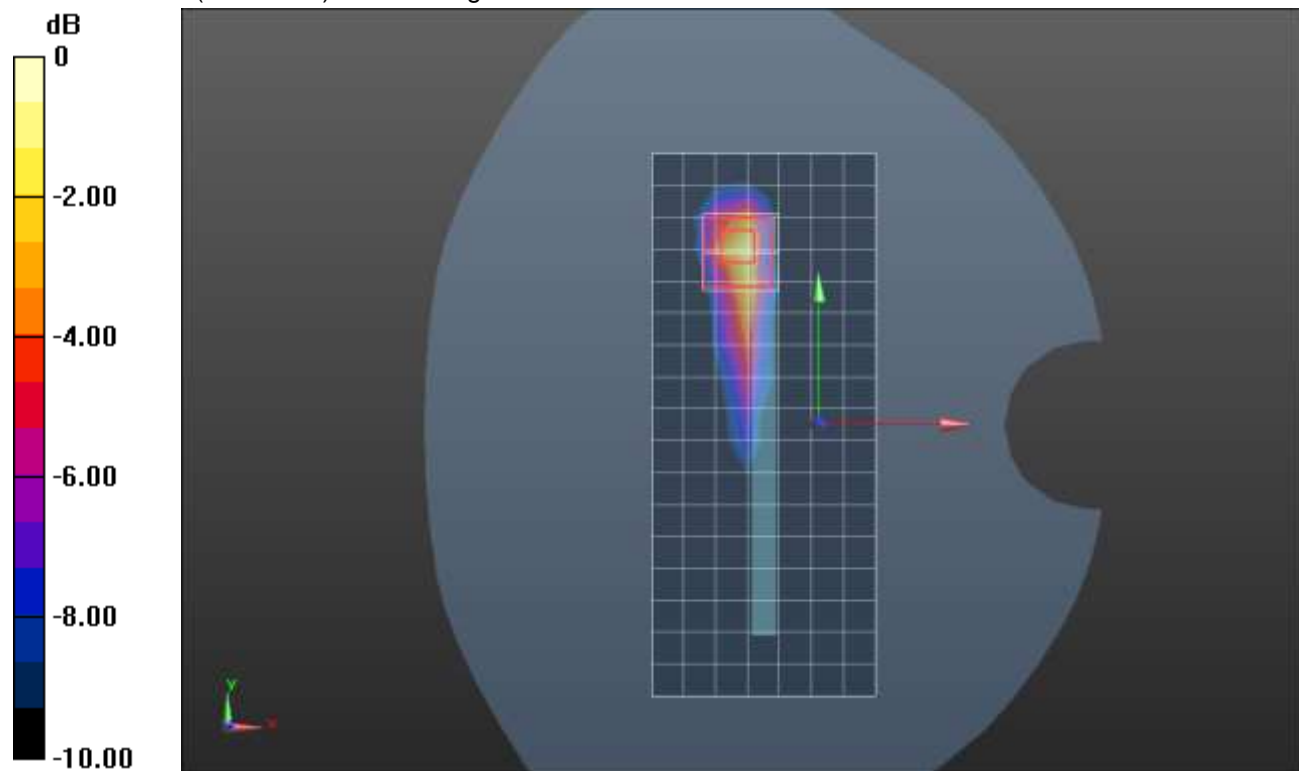
Peak SAR (extrapolated) = 3.21 W/kg

**SAR(1 g) = 0.732 W/kg; SAR(10 g) = 0.219 W/kg**

Smallest distance from peaks to all points 3 dB below = 5.6 mm

Ratio of SAR at M2 to SAR at M1 = 51.6%

Maximum value of SAR (measured) = 1.86 W/kg



0 dB = 1.86 W/kg = 2.70 dBW/kg

### Wi-Fi 5.6GHz ANT 6 Cell Off

Frequency: 5690 MHz; Duty Cycle: 1:1; Room Ambient Temperature: 24.0°C; Liquid Temperature: 23.0°C  
 Medium parameters used:  $f = 5690$  MHz;  $\sigma = 4.965$  S/m;  $\epsilon_r = 35.603$ ;  $\rho = 1000$  kg/m<sup>3</sup>

DASY5 Configuration:

- Area Scan Setting: Find Secondary Maximum Within: 2.0 dB and with a peak SAR value greater than 0.0012W/kg
- Electronics: DAE4 Sn1258; Calibrated: 3/18/2021
- Probe: EX3DV4 - SN3902; ConvF(5.05, 5.05, 5.05) @ 5690 MHz; Calibrated: 3/18/2021
- Sensor-Surface: 1.4mm (Mechanical Surface Detection (Locations From Previous Scan Used)), Sensor-Surface: 1.4mm (Mechanical Surface Detection)
- Phantom: Twin-SAM V5.0 (20deg probe tilt); Type: SAM;

**RHS/Touch\_802.11ac\_VHT80\_Ch 138/Area Scan (10x17x1):** Measurement grid: dx=10mm, dy=10mm  
 Maximum value of SAR (measured) = 1.88 W/kg

**RHS/Touch\_802.11ac\_VHT80\_Ch 138/Zoom Scan (7x7x12)/Cube 0:** Measurement grid: dx=4mm, dy=4mm, dz=2mm

Reference Value = 17.30 V/m; Power Drift = -0.10 dB

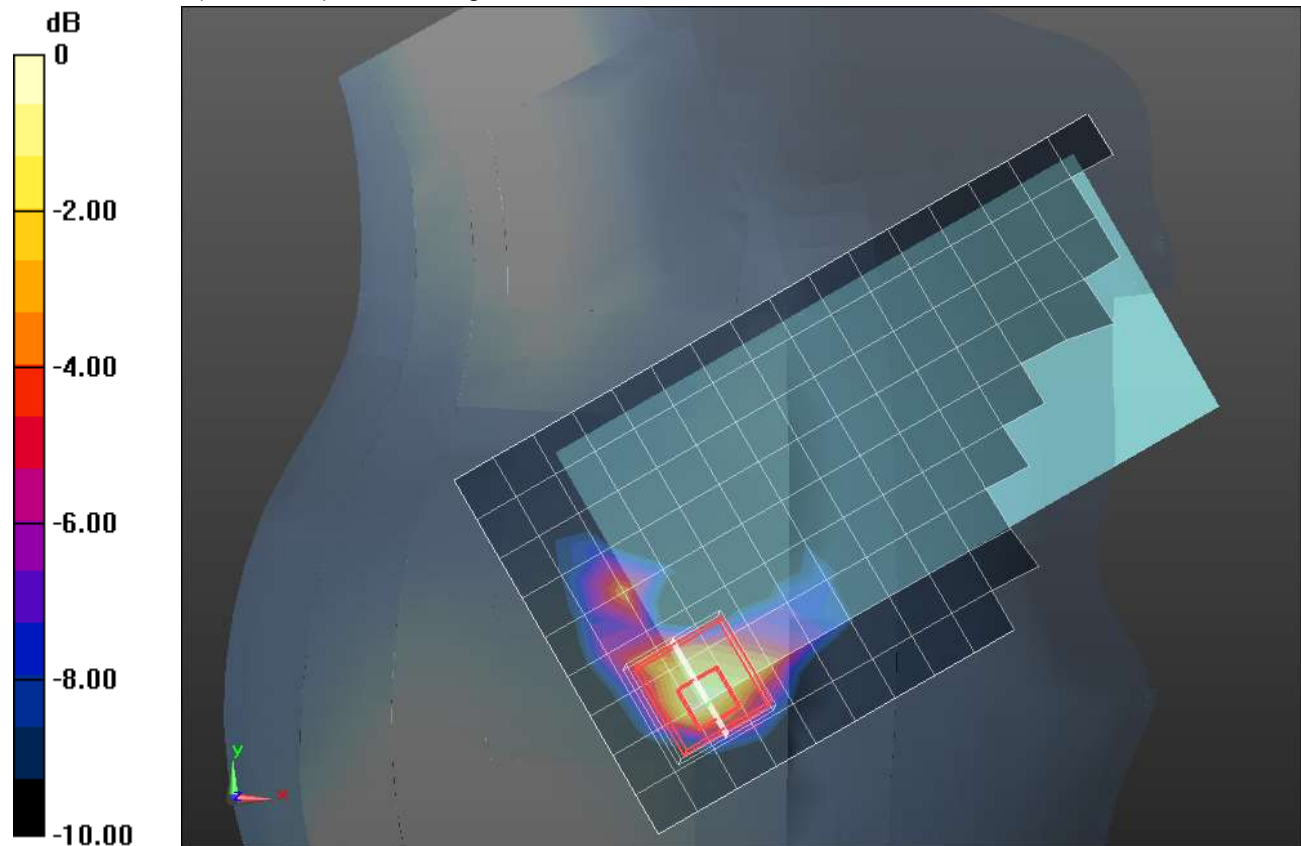
Peak SAR (extrapolated) = 3.67 W/kg

**SAR(1 g) = 0.694 W/kg; SAR(10 g) = 0.245 W/kg**

Smallest distance from peaks to all points 3 dB below = 4.9 mm

Ratio of SAR at M2 to SAR at M1 = 46.1%

Maximum value of SAR (measured) = 2.05 W/kg



0 dB = 2.05 W/kg = 3.12 dBW/kg



### Wi-Fi 5.6GHz ANT 6 Cell Off

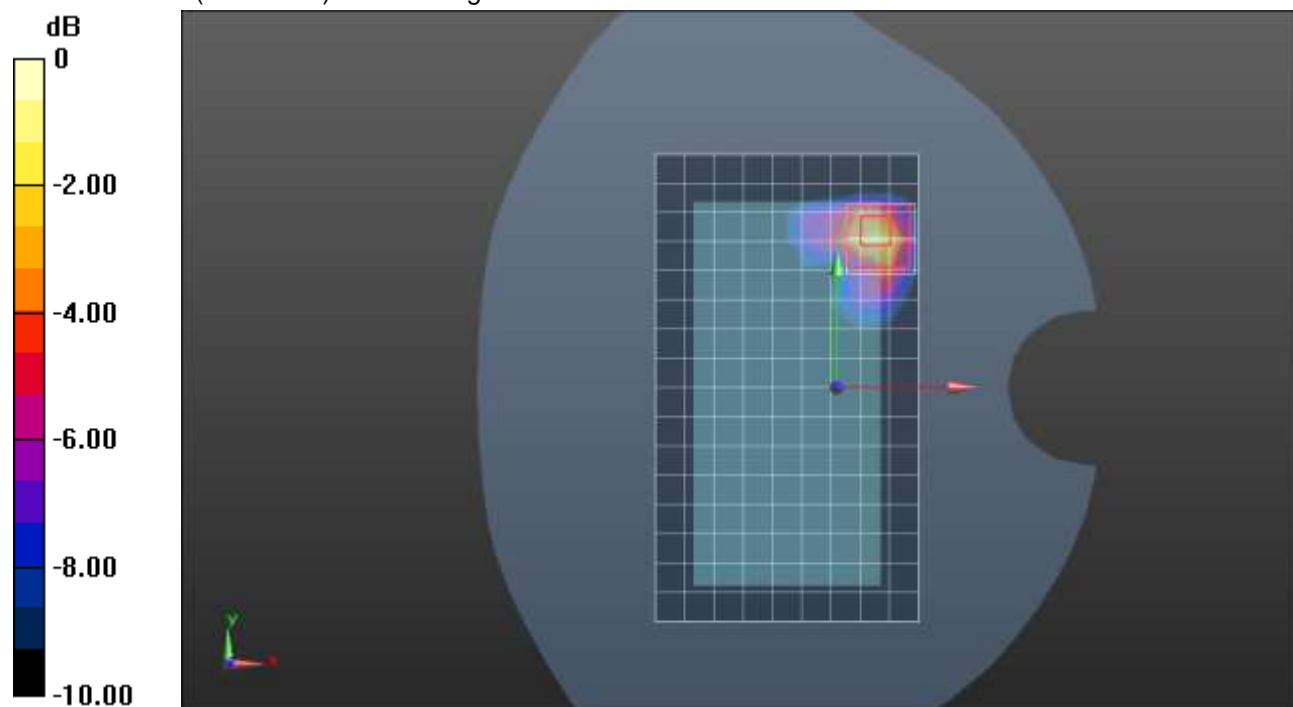
Frequency: 5610 MHz; Duty Cycle: 1:1; Room Ambient Temperature: 24.0°C; Liquid Temperature: 23.0°C  
 Medium parameters used:  $f = 5610 \text{ MHz}$ ;  $\sigma = 5.044 \text{ S/m}$ ;  $\epsilon_r = 34.512$ ;  $\rho = 1000 \text{ kg/m}^3$

DASY5 Configuration:

- Area Scan Setting: Find Secondary Maximum Within: 2.0 dB and with a peak SAR value greater than 0.0012W/kg
- Electronics: DAE4 Sn1258; Calibrated: 3/18/2021
- Probe: EX3DV4 - SN3902; ConvF(4.85, 4.85, 4.85) @ 5610 MHz; Calibrated: 3/18/2021
- Sensor-Surface: 1.4mm (Mechanical Surface Detection)
- Phantom: Twin-SAM V5.0 (20deg probe tilt); Type: SAM;

**Rear/802.11ac\_VHT80\_Ch 122/Area Scan (10x17x1):** Measurement grid: dx=10mm, dy=10mm  
 Maximum value of SAR (measured) = 1.03 W/kg

**Rear/802.11ac\_VHT80\_Ch 122/Zoom Scan (7x7x12)/Cube 0:** Measurement grid: dx=4mm, dy=4mm, dz=2mm  
 Reference Value = 12.77 V/m; Power Drift = -0.10 dB  
 Peak SAR (extrapolated) = 2.42 W/kg  
**SAR(1 g) = 0.538 W/kg; SAR(10 g) = 0.149 W/kg**  
 Smallest distance from peaks to all points 3 dB below = 5.1 mm  
 Ratio of SAR at M2 to SAR at M1 = 52%  
 Maximum value of SAR (measured) = 1.34 W/kg



0 dB = 1.34 W/kg = 1.27 dBW/kg

### Wi-Fi 5.6GHz ANT 6 Cell Off

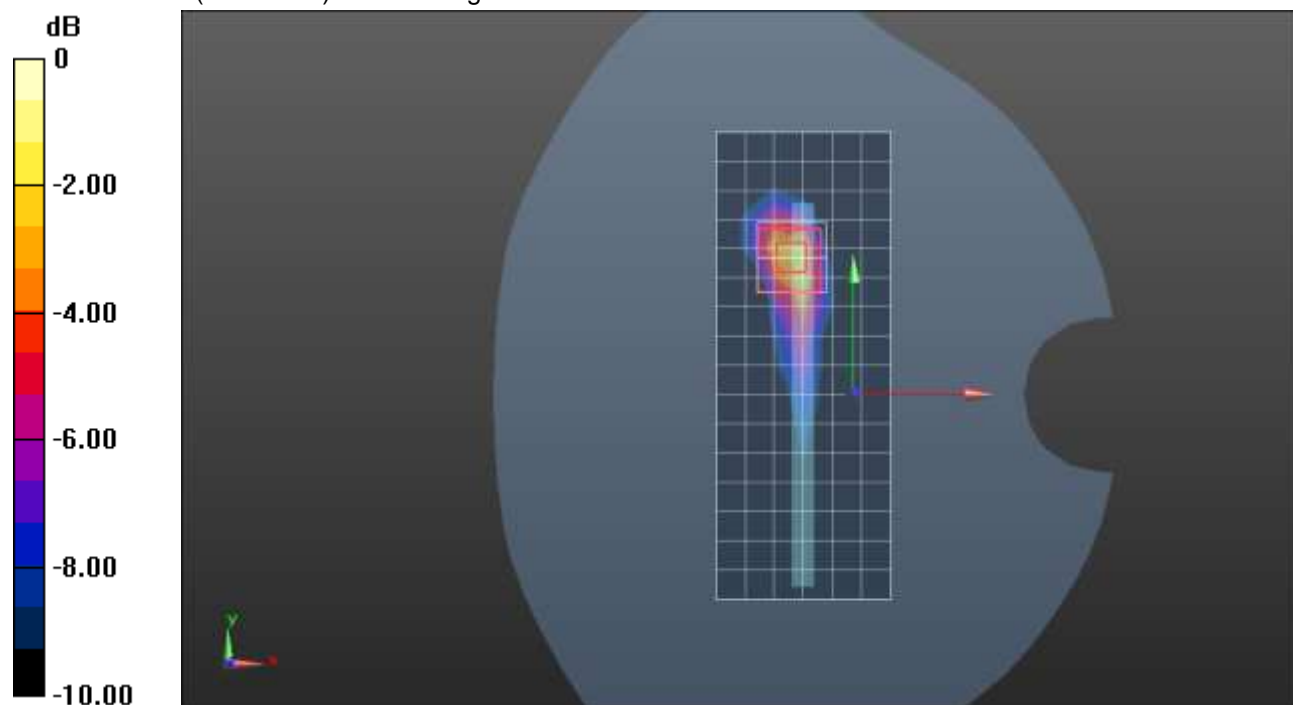
Frequency: 5690 MHz; Duty Cycle: 1:1; Room Ambient Temperature: 24.0°C; Liquid Temperature: 23.0°C  
 Medium parameters used:  $f = 5690 \text{ MHz}$ ;  $\sigma = 5.131 \text{ S/m}$ ;  $\epsilon_r = 34.527$ ;  $\rho = 1000 \text{ kg/m}^3$

DASY5 Configuration:

- Area Scan Setting: Find Secondary Maximum Within: 2.0 dB and with a peak SAR value greater than 0.0012W/kg
- Electronics: DAE4 Sn1258; Calibrated: 3/18/2021
- Probe: EX3DV4 - SN3902; ConvF(5.05, 5.05, 5.05) @ 5690 MHz; Calibrated: 3/18/2021
- Sensor-Surface: 1.4mm (Mechanical Surface Detection)
- Phantom: Twin-SAM V5.0 (20deg probe tilt); Type: SAM;

**Edge 4/802.11ac\_VHT80\_Ch 138/Area Scan (7x17x1):** Measurement grid: dx=10mm, dy=10mm  
 Maximum value of SAR (measured) = 1.25 W/kg

**Edge 4/802.11ac\_VHT80\_Ch 138/Zoom Scan (7x7x12)/Cube 0:** Measurement grid: dx=4mm, dy=4mm, dz=2mm  
 Reference Value = 13.51 V/m; Power Drift = -0.19 dB  
 Peak SAR (extrapolated) = 3.15 W/kg  
**SAR(1 g) = 0.696 W/kg; SAR(10 g) = 0.201 W/kg**  
 Smallest distance from peaks to all points 3 dB below = 6.1 mm  
 Ratio of SAR at M2 to SAR at M1 = 49.5%  
 Maximum value of SAR (measured) = 1.86 W/kg



0 dB = 1.86 W/kg = 2.70 dBW/kg

### Wi-Fi 5.8GHz ANT 6 Cell Off

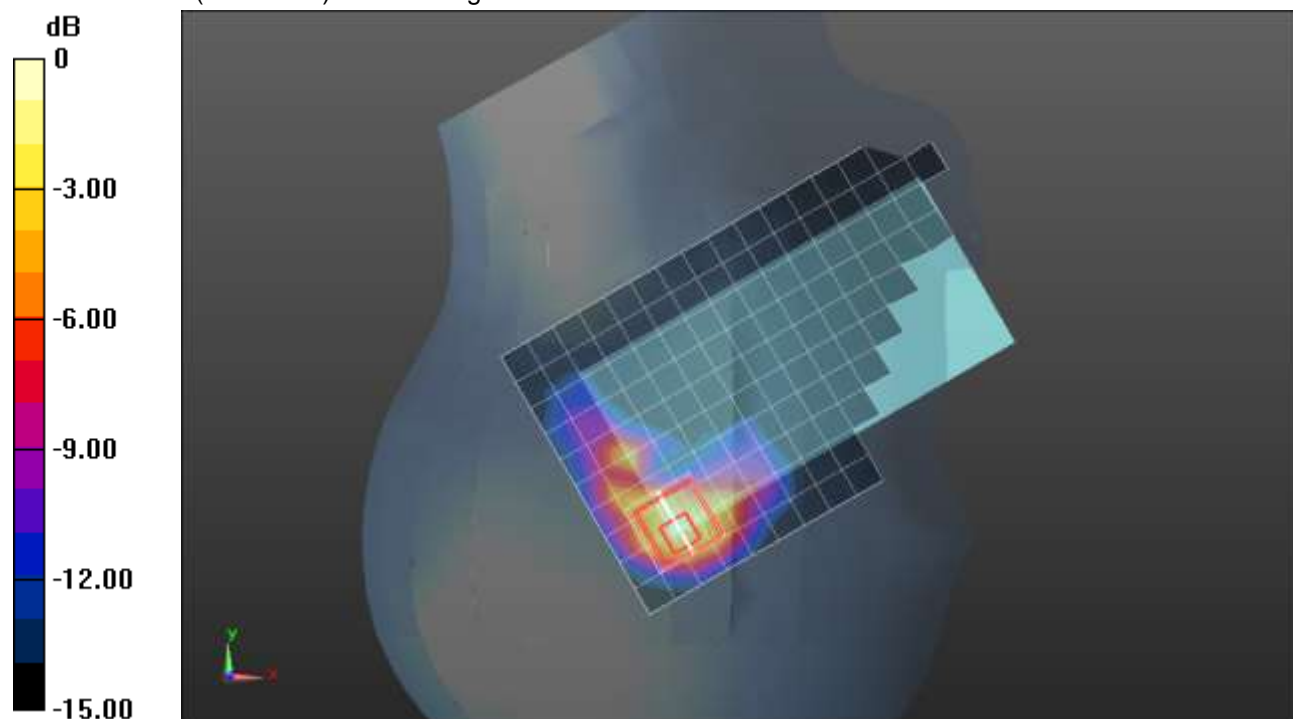
Frequency: 5775 MHz; Duty Cycle: 1:1; Room Ambient Temperature: 24.0°C; Liquid Temperature: 23.0°C  
 Medium parameters used:  $f = 5775 \text{ MHz}$ ;  $\sigma = 5.188 \text{ S/m}$ ;  $\epsilon_r = 37.065$ ;  $\rho = 1000 \text{ kg/m}^3$

DASY5 Configuration:

- Area Scan Setting: Find Secondary Maximum Within: 2.0 dB and with a peak SAR value greater than 0.0012W/kg
- Electronics: DAE4 Sn1258; Calibrated: 3/18/2021
- Probe: EX3DV4 - SN3902; ConvF(5.05, 5.05, 5.05) @ 5775 MHz; Calibrated: 3/18/2021
- Sensor-Surface: 1.4mm (Mechanical Surface Detection)
- Phantom: Twin-SAM V5.0 (20deg probe tilt); Type: QD000P40CD; Serial: 1629

**RHS/Touch\_802.11ac\_VHT80\_Ch 155/Area Scan (11x17x1):** Measurement grid: dx=10mm, dy=10mm  
 Maximum value of SAR (measured) = 1.93 W/kg

**RHS/Touch\_802.11ac\_VHT80\_Ch 155/Zoom Scan (7x7x12)/Cube 0:** Measurement grid: dx=4mm, dy=4mm, dz=2mm  
 Reference Value = 16.39 V/m; Power Drift = 0.01 dB  
 Peak SAR (extrapolated) = 4.14 W/kg  
**SAR(1 g) = 0.781 W/kg; SAR(10 g) = 0.285 W/kg**  
 Smallest distance from peaks to all points 3 dB below = 5.8 mm  
 Ratio of SAR at M2 to SAR at M1 = 44.4%  
 Maximum value of SAR (measured) = 2.21 W/kg



0 dB = 2.21 W/kg = 3.44 dBW/kg

### Wi-Fi 5.8GHz ANT 6 Cell Off

Frequency: 5775 MHz; Duty Cycle: 1:1; Room Ambient Temperature: 24.0°C; Liquid Temperature: 23.0°C  
 Medium parameters used:  $f = 5775 \text{ MHz}$ ;  $\sigma = 5.255 \text{ S/m}$ ;  $\epsilon_r = 35.316$ ;  $\rho = 1000 \text{ kg/m}^3$

DASY5 Configuration:

- Area Scan Setting: Find Secondary Maximum Within: 2.0 dB and with a peak SAR value greater than 0.0012W/kg
- Electronics: DAE4 Sn1544; Calibrated: 1/27/2021
- Probe: EX3DV4 - SN7501; ConvF(5.15, 5.15, 5.15) @ 5775 MHz; Calibrated: 3/18/2021
- Sensor-Surface: 1.4mm (Mechanical Surface Detection)
- Phantom: Twin-SAM V5.0 (30deg probe tilt); Type: QD 000 P40 CD; Serial: 1831

**Rear/802.11ac\_VHT80\_Ch 155/Area Scan (12x18x1):** Measurement grid: dx=10mm, dy=10mm  
 Maximum value of SAR (measured) = 1.24 W/kg

**Rear/802.11ac\_VHT80\_Ch 155/Zoom Scan (7x7x12)/Cube 0:** Measurement grid: dx=4mm, dy=4mm, dz=2mm

Reference Value = 13.43 V/m; Power Drift = 0.08 dB

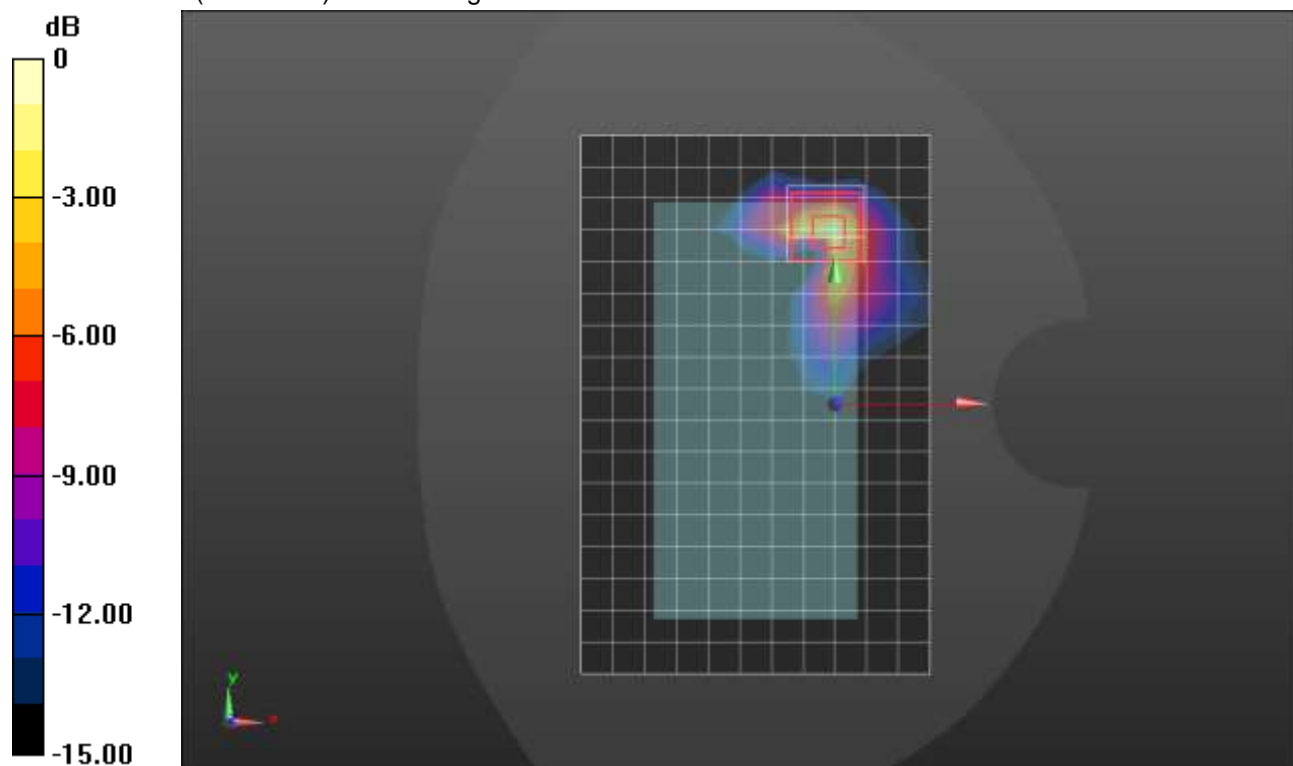
Peak SAR (extrapolated) = 2.42 W/kg

**SAR(1 g) = 0.504 W/kg; SAR(10 g) = 0.128 W/kg**

Smallest distance from peaks to all points 3 dB below = 5.4 mm

Ratio of SAR at M2 to SAR at M1 = 51%

Maximum value of SAR (measured) = 1.36 W/kg



0 dB = 1.36 W/kg = 1.34 dBW/kg

### Wi-Fi 5.8GHz ANT 6 Cell Off

Frequency: 5775 MHz; Duty Cycle: 1:1; Room Ambient Temperature: 24.0°C; Liquid Temperature: 23.0°C

Medium parameters used:  $f = 5775 \text{ MHz}$ ;  $\sigma = 5.244 \text{ S/m}$ ;  $\epsilon_r = 35.329$ ;  $\rho = 1000 \text{ kg/m}^3$

DASY5 Configuration:

- Area Scan Setting: Find Secondary Maximum Within: 2.0 dB and with a peak SAR value greater than 0.0012W/kg
- Electronics: DAE4 Sn1544; Calibrated: 1/27/2021
- Probe: EX3DV4 - SN7501; ConvF(5.15, 5.15, 5.15) @ 5775 MHz; Calibrated: 3/18/2021
- Sensor-Surface: 1.4mm (Mechanical Surface Detection (Locations From Previous Scan Used)), Sensor-Surface: 1.4mm (Mechanical Surface Detection)
- Phantom: Twin-SAM V5.0 (20deg probe tilt); Type: QD000P40CD; Serial: 1629

**Edge 4/802.11ac\_VHT80\_Ch 155/Area Scan (7x17x1):** Measurement grid: dx=10mm, dy=10mm

Maximum value of SAR (measured) = 1.67 W/kg

**Edge 4/802.11ac\_VHT80\_Ch 155/Zoom Scan (7x7x12)/Cube 0:** Measurement grid: dx=4mm, dy=4mm, dz=2mm

Reference Value = 14.94 V/m; Power Drift = -0.01 dB

Peak SAR (extrapolated) = 3.29 W/kg

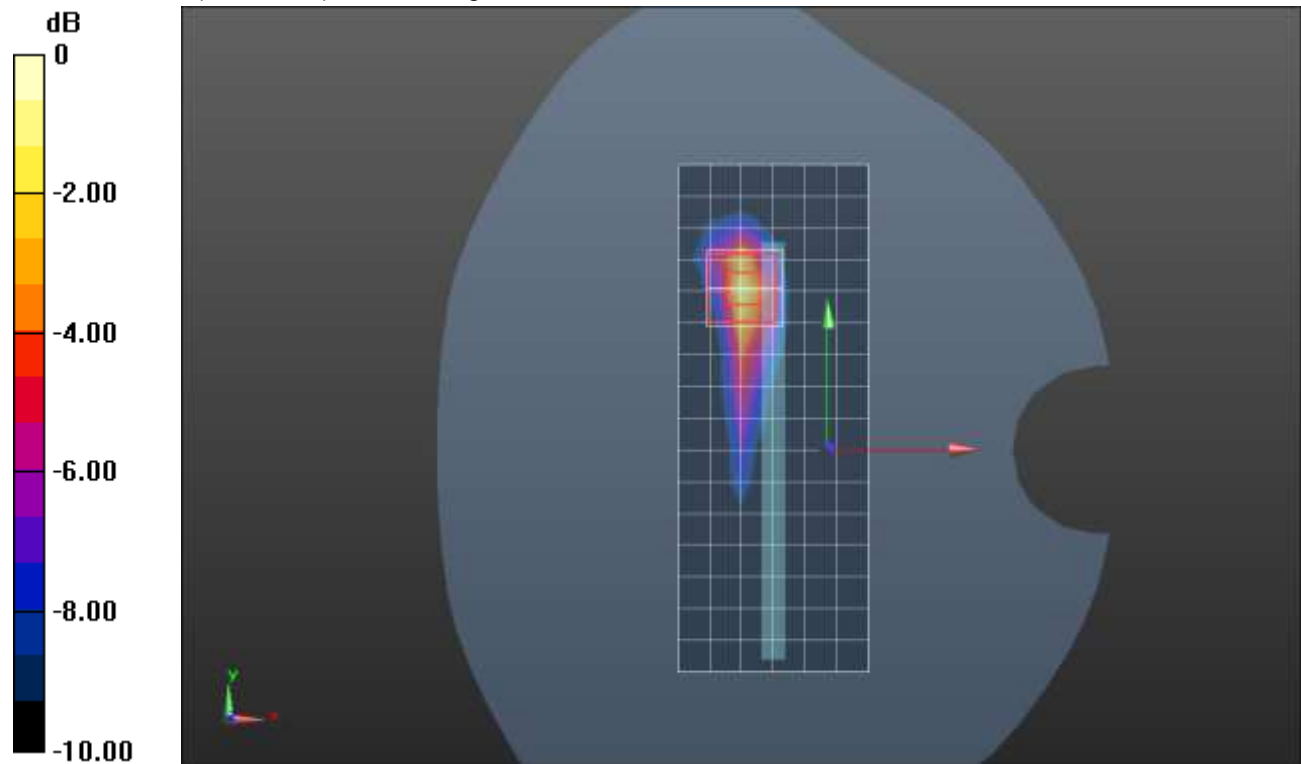
Peak SAR (extrapolated) = 3.29 W/kg

**SAR(1 g) = 0.731 W/kg; SAR(10 g) = 0.214 W/kg**

Smallest distance from peaks to all points 3 dB below = 6.4 mm

Ratio of SAR at M2 to SAR at M1 = 50.3%

Maximum value of SAR (measured) = 1.88 W/kg



0 dB = 1.88 W/kg = 2.74 dBW/kg

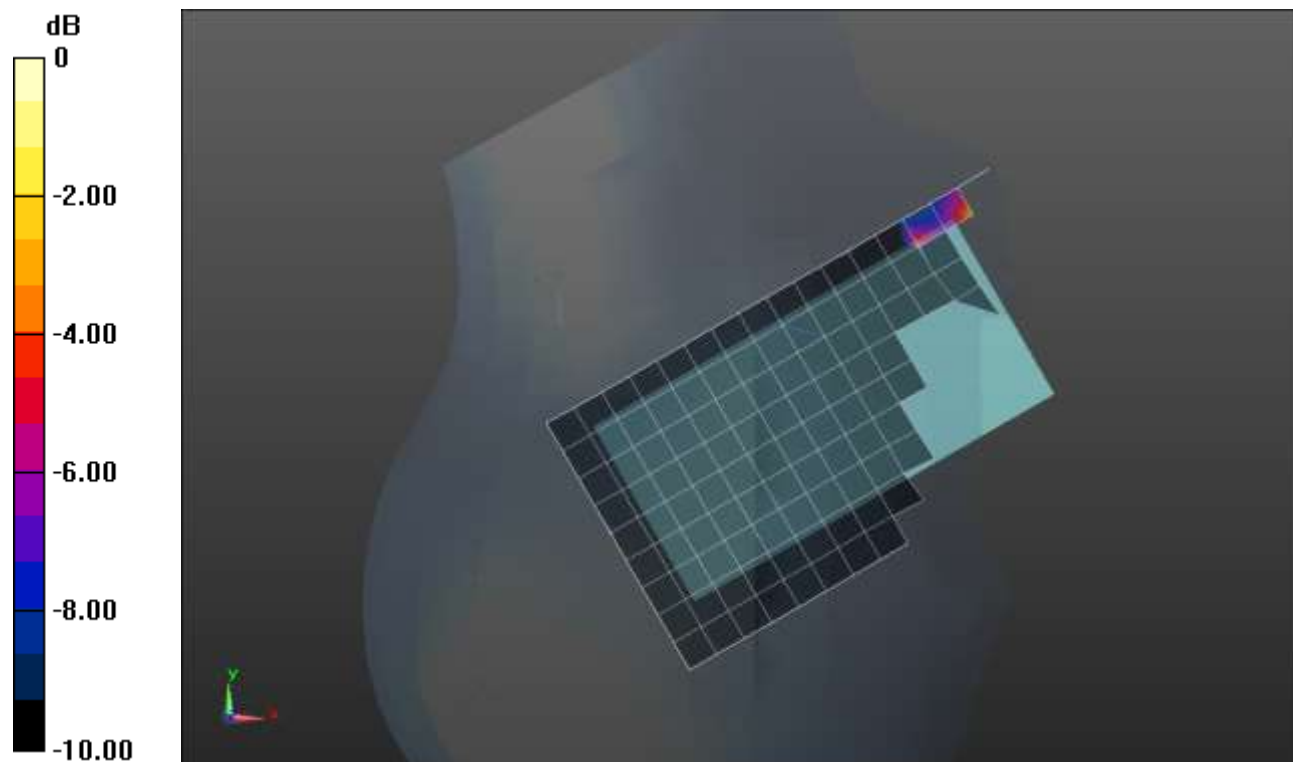
### Wi-Fi 5.2GHz ANT 5 Cell On

Frequency: 5230 MHz; Duty Cycle: 1:1; Room Ambient Temperature: 24.0°C; Liquid Temperature: 23.0°C  
Medium parameters used:  $f = 5230 \text{ MHz}$ ;  $\sigma = 4.653 \text{ S/m}$ ;  $\epsilon_r = 36.71$ ;  $\rho = 1000 \text{ kg/m}^3$

DASY5 Configuration:

- Area Scan Setting: Find Secondary Maximum Within: 2.0 dB and with a peak SAR value greater than 0.0012W/kg
- Electronics: DAE4 Sn1433; Calibrated: 2/24/2021
- Probe: EX3DV4 - SN7356; ConvF(5.54, 5.54, 5.54) @ 5230 MHz; Calibrated: 3/19/2021
- Sensor-Surface: 1.4mm (Mechanical Surface Detection (Locations From Previous Scan Used)), Sensor-Surface: 1.4mm (Mechanical Surface Detection)
- Phantom: Twin-SAM V5.0 (20deg probe tilt); Type: SAM;

**RHS/Tilt\_802.11n\_HT40\_Ch 46/Area Scan (10x17x1):** Measurement grid: dx=10mm, dy=10mm  
Maximum value of SAR (measured) = 0.0295 W/kg



0 dB = 0.0133 W/kg = -18.76 dBW/kg

### Wi-Fi 5.2GHz ANT 5 Cell On

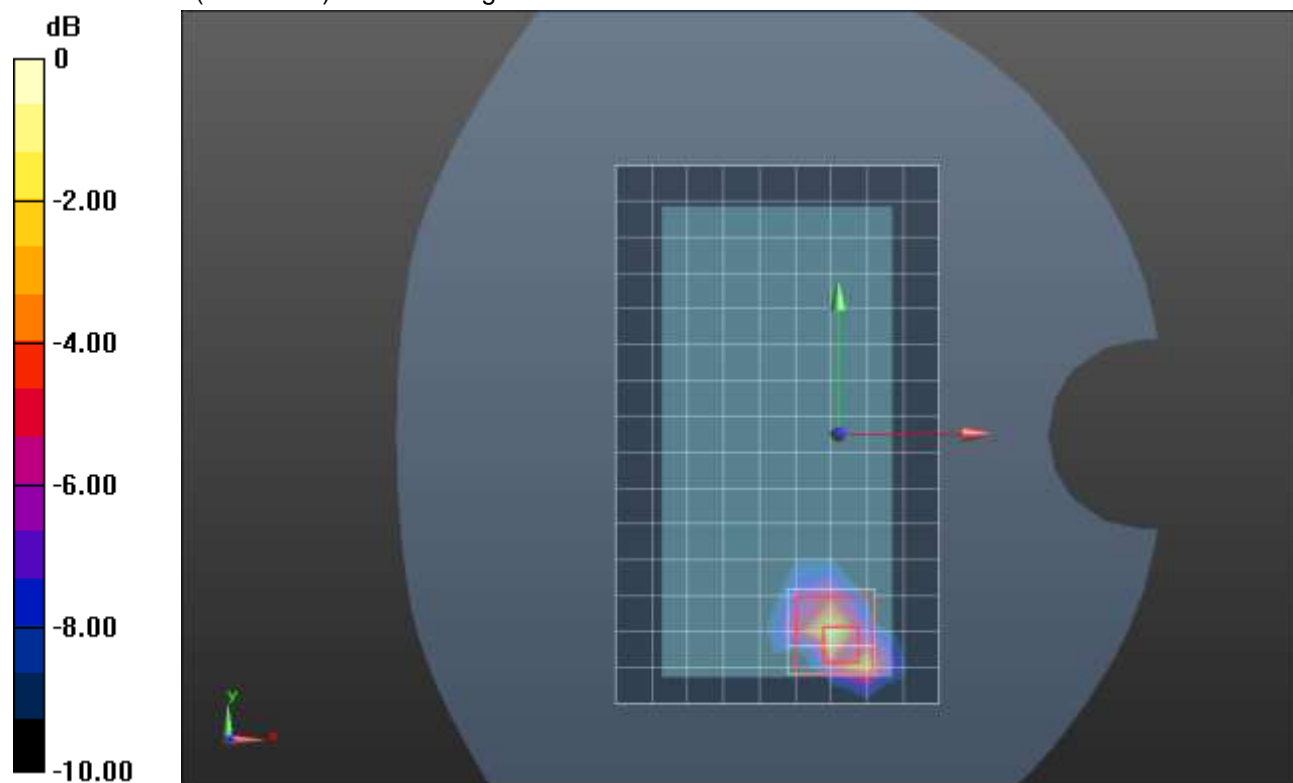
Frequency: 5210 MHz; Duty Cycle: 1:1; Room Ambient Temperature: 24.0°C; Liquid Temperature: 23.0°C  
Medium parameters used:  $f = 5210 \text{ MHz}$ ;  $\sigma = 4.467 \text{ S/m}$ ;  $\epsilon_r = 36.301$ ;  $\rho = 1000 \text{ kg/m}^3$

DASY5 Configuration:

- Area Scan Setting: Find Secondary Maximum Within: 2.0 dB and with a peak SAR value greater than 0.0012W/kg
- Electronics: DAE4 Sn1433; Calibrated: 2/24/2021
- Probe: EX3DV4 - SN7356; ConvF(5.54, 5.54, 5.54) @ 5210 MHz; Calibrated: 3/19/2021
- Sensor-Surface: 1.4mm (Mechanical Surface Detection)
- Phantom: Twin-SAM V5.0 (20deg probe tilt); Type: SAM;

**Rear/802.11ac\_VHT80\_Ch 42/Area Scan (10x16x1):** Measurement grid: dx=10mm, dy=10mm  
Maximum value of SAR (measured) = 0.507 W/kg

**Rear/802.11ac\_VHT80\_Ch 42/Zoom Scan (7x7x12)/Cube 0:** Measurement grid: dx=4mm, dy=4mm, dz=2mm  
Reference Value = 9.539 V/m; Power Drift = 0.07 dB  
Peak SAR (extrapolated) = 1.13 W/kg  
**SAR(1 g) = 0.242 W/kg; SAR(10 g) = 0.067 W/kg**  
Smallest distance from peaks to all points 3 dB below = 5.1 mm  
Ratio of SAR at M2 to SAR at M1 = 52.8%  
Maximum value of SAR (measured) = 0.635 W/kg



0 dB = 0.635 W/kg = -1.97 dBW/kg



### Wi-Fi 5.8GHz ANT 5 Cell On

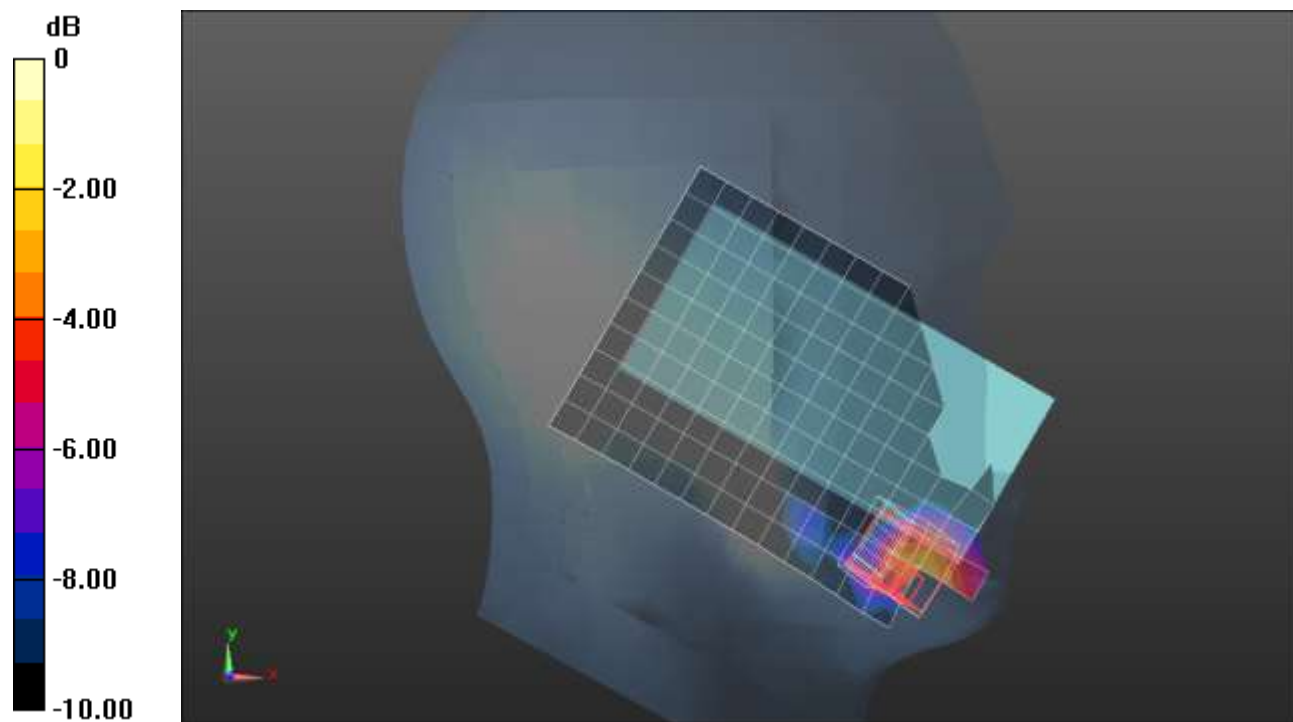
Frequency: 5610 MHz; Duty Cycle: 1:1; Room Ambient Temperature: 24.0°C; Liquid Temperature: 23.0°C  
 Medium parameters used:  $f = 5610 \text{ MHz}$ ;  $\sigma = 4.921 \text{ S/m}$ ;  $\epsilon_r = 35.708$ ;  $\rho = 1000 \text{ kg/m}^3$

DASY5 Configuration:

- Area Scan Setting: Find Secondary Maximum Within: 2.0 dB and with a peak SAR value greater than 0.0012W/kg
- Electronics: DAE4 Sn1258; Calibrated: 3/18/2021
- Probe: EX3DV4 - SN3902; ConvF(4.85, 4.85, 4.85) @ 5610 MHz; Calibrated: 3/18/2021
- Sensor-Surface: 1.4mm (Mechanical Surface Detection)
- Phantom: Twin-SAM V5.0 (20deg probe tilt); Type: SAM;

**LHS/Touch\_802.11ac\_VHT80\_Ch 122/Area Scan (11x18x1):** Measurement grid: dx=10mm, dy=10mm  
 Maximum value of SAR (measured) = 0.0538 W/kg

**LHS/Touch\_802.11ac\_VHT80\_Ch 122/Zoom Scan (7x7x12)/Cube 0:** Measurement grid: dx=4mm, dy=4mm, dz=2mm  
 Reference Value = 2.664 V/m; Power Drift = 0.17 dB  
 Peak SAR (extrapolated) = 0.0950 W/kg  
**SAR(1 g) = 0.00188 W/kg; SAR(10 g) = 0.000403 W/kg**  
 Smallest distance from peaks to all points 3 dB below: Larger than measurement grid  
 Ratio of SAR at M2 to SAR at M1 = 0%  
 Maximum value of SAR (measured) = 0.0946 W/kg



0 dB = 0.0946 W/kg = -10.24 dBW/kg

### Wi-Fi 5.8GHz ANT 5 Cell On

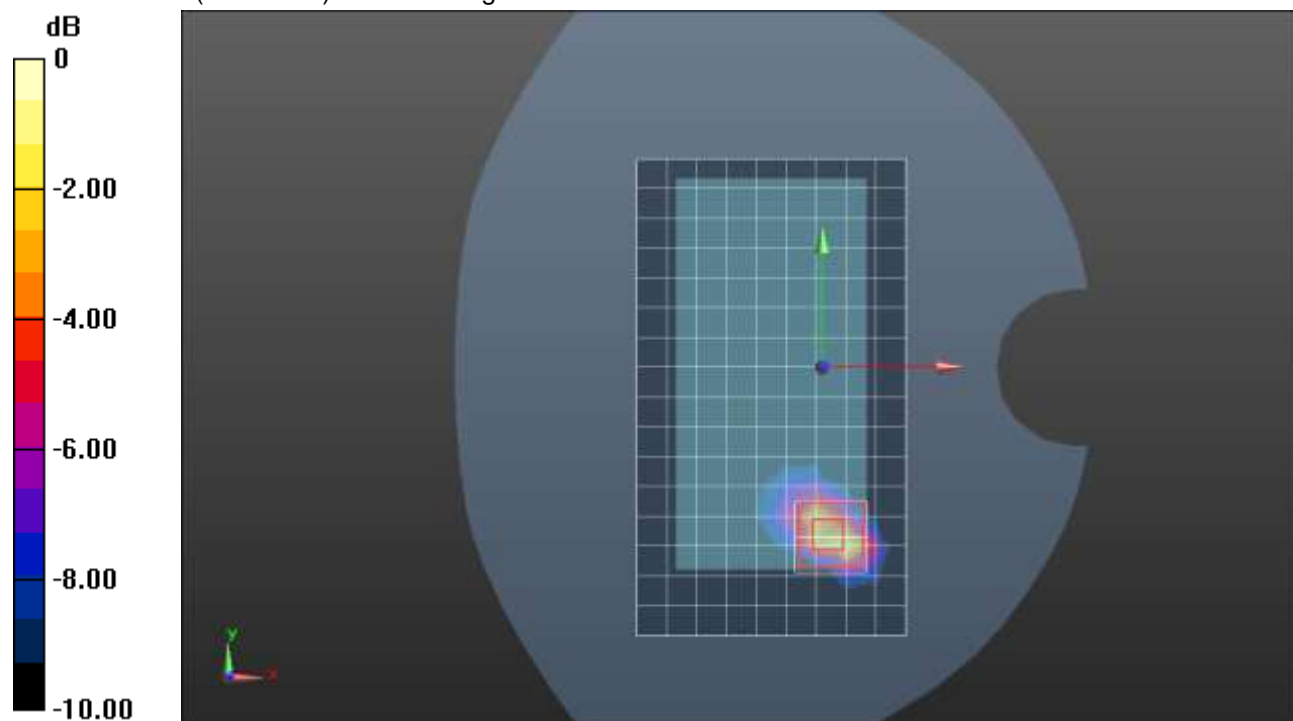
Frequency: 5610 MHz; Duty Cycle: 1:1; Room Ambient Temperature: 24.0°C; Liquid Temperature: 23.0°C  
 Medium parameters used:  $f = 5610 \text{ MHz}$ ;  $\sigma = 5.074 \text{ S/m}$ ;  $\epsilon_r = 34.621$ ;  $\rho = 1000 \text{ kg/m}^3$

DASY5 Configuration:

- Area Scan Setting: Find Secondary Maximum Within: 2.0 dB and with a peak SAR value greater than 0.0012W/kg
- Electronics: DAE4 Sn1258; Calibrated: 3/18/2021
- Probe: EX3DV4 - SN3902; ConvF(4.85, 4.85, 4.85) @ 5610 MHz; Calibrated: 3/18/2021
- Sensor-Surface: 1.4mm (Mechanical Surface Detection)
- Phantom: Twin-SAM V5.0 (20deg probe tilt); Type: SAM;

**Rear/802.11ac\_VHT80\_Ch 122/Area Scan (10x17x1):** Measurement grid: dx=10mm, dy=10mm  
 Maximum value of SAR (measured) = 0.536 W/kg

**Rear/802.11ac\_VHT80\_Ch 122/Zoom Scan (7x7x12)/Cube 0:** Measurement grid: dx=4mm, dy=4mm, dz=2mm  
 Reference Value = 8.767 V/m; Power Drift = 0.08 dB  
 Peak SAR (extrapolated) = 0.979 W/kg  
**SAR(1 g) = 0.234 W/kg; SAR(10 g) = 0.066 W/kg**  
 Smallest distance from peaks to all points 3 dB below = 5.8 mm  
 Ratio of SAR at M2 to SAR at M1 = 51.8%  
 Maximum value of SAR (measured) = 0.640 W/kg



0 dB = 0.640 W/kg = -1.94 dBW/kg

### Wi-Fi 5.8GHz ANT 5 Cell On

Frequency: 5775 MHz; Duty Cycle: 1:1; Room Ambient Temperature: 24.0°C; Liquid Temperature: 23.0°C  
 Medium parameters used:  $f = 5775 \text{ MHz}$ ;  $\sigma = 5.446 \text{ S/m}$ ;  $\epsilon_r = 36.924$ ;  $\rho = 1000 \text{ kg/m}^3$

DASY5 Configuration:

- Area Scan Setting: Find Secondary Maximum Within: 2.0 dB and with a peak SAR value greater than 0.0012W/kg
- Electronics: DAE4 Sn1544; Calibrated: 1/27/2021
- Probe: EX3DV4 - SN7501; ConvF(5.15, 5.15, 5.15) @ 5775 MHz; Calibrated: 3/18/2021
- Sensor-Surface: 1.4mm (Mechanical Surface Detection)
- Phantom: Twin-SAM V5.0 (20deg probe tilt); Type: QD000P40CD; Serial: 1629

**RHS/Touch\_802.11ac\_VHT80\_Ch 155 /Area Scan (12x17x1):** Measurement grid: dx=10mm, dy=10mm  
 Maximum value of SAR (measured) = 0.0470 W/kg

**RHS/Touch\_802.11ac\_VHT80\_Ch 155/Zoom Scan (7x7x12)/Cube 0:** Measurement grid: dx=4mm, dy=4mm, dz=2mm

Reference Value = 1.183 V/m; Power Drift = -0.19 dB

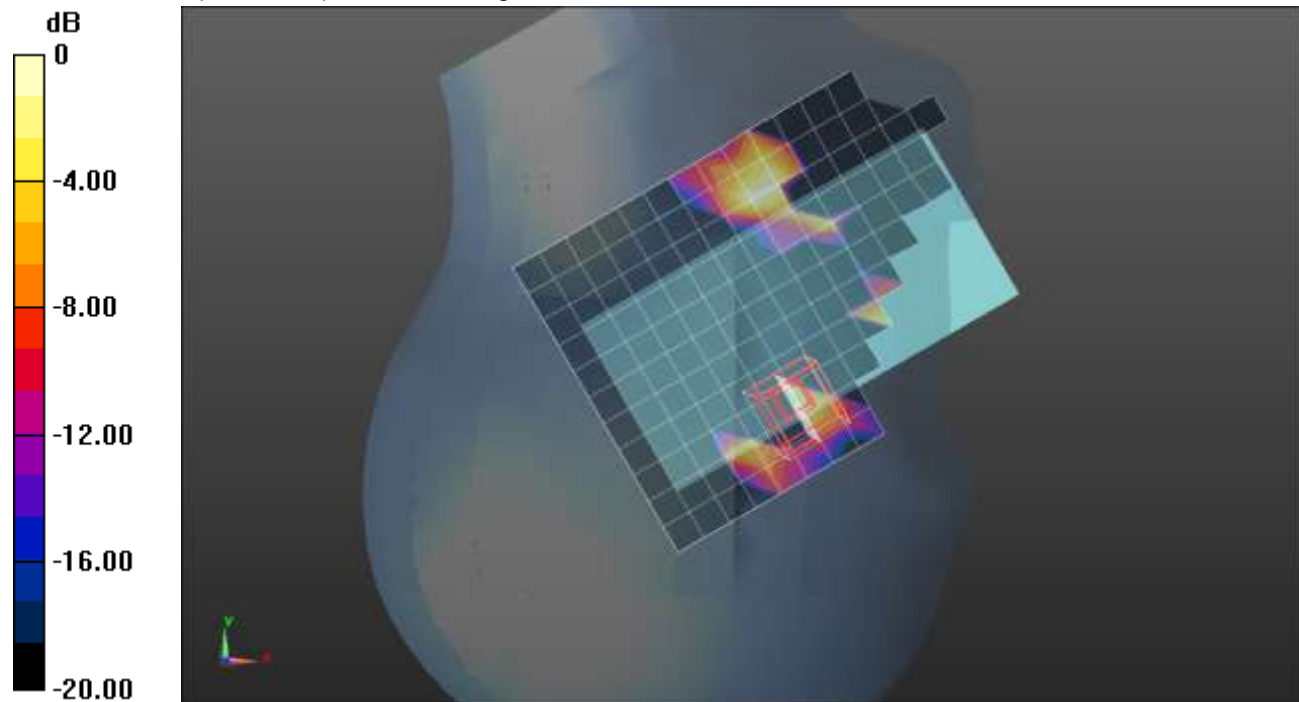
Peak SAR (extrapolated) = 0.244 W/kg

**SAR(1 g) = 0.013 W/kg; SAR(10 g) = 0.00163 W/kg**

Smallest distance from peaks to all points 3 dB below: Larger than measurement grid

Ratio of SAR at M2 to SAR at M1 = 31.5%

Maximum value of SAR (measured) = 0.0517 W/kg



0 dB = 0.0517 W/kg = -12.87 dBW/kg

### Wi-Fi 5.8GHz ANT 5 Cell ON

Frequency: 5775 MHz; Duty Cycle: 1:1; Room Ambient Temperature: 24.0°C; Liquid Temperature: 23.0°C  
 Medium parameters used:  $f = 5775 \text{ MHz}$ ;  $\sigma = 5.255 \text{ S/m}$ ;  $\epsilon_r = 35.316$ ;  $\rho = 1000 \text{ kg/m}^3$

DASY5 Configuration:

- Area Scan Setting: Find Secondary Maximum Within: 2.0 dB and with a peak SAR value greater than 0.0012W/kg
- Electronics: DAE4 Sn1544; Calibrated: 1/27/2021
- Probe: EX3DV4 - SN7501; ConvF(5.15, 5.15) @ 5775 MHz; Calibrated: 3/18/2021
- Sensor-Surface: 1.4mm (Mechanical Surface Detection)
- Phantom: Twin-SAM V5.0 (20deg probe tilt); Type: QD 000 P40 CD; Serial: 1740

**Rear/802.11ac\_VHT80\_Ch 155/Area Scan (10x18x1):** Measurement grid: dx=10mm, dy=10mm  
 Maximum value of SAR (measured) = 0.566 W/kg

**Rear/802.11ac\_VHT80\_Ch 155/Zoom Scan (7x7x12)/Cube 0:** Measurement grid: dx=4mm, dy=4mm, dz=2mm

Reference Value = 8.900 V/m; Power Drift = 0.06 dB

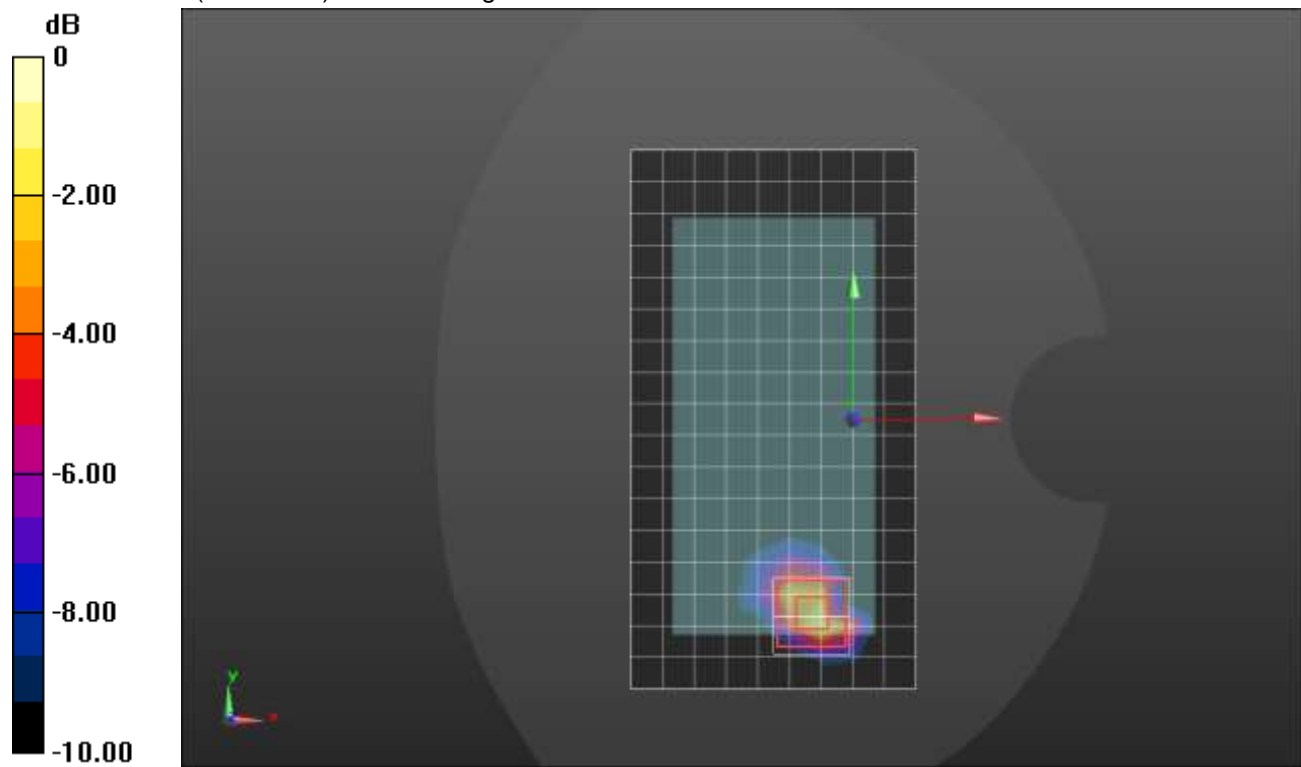
Peak SAR (extrapolated) = 1.15 W/kg

**SAR(1 g) = 0.249 W/kg; SAR(10 g) = 0.070 W/kg**

Smallest distance from peaks to all points 3 dB below = 6.2 mm

Ratio of SAR at M2 to SAR at M1 = 51.2%

Maximum value of SAR (measured) = 0.660 W/kg



0 dB = 0.660 W/kg = -1.80 dBW/kg

### Wi-Fi 5.3GHz ANT 6 Cell On

Frequency: 5290 MHz; Duty Cycle: 1:1; Room Ambient Temperature: 24.0°C; Liquid Temperature: 23.0°C

Medium parameters used:  $f = 5290 \text{ MHz}$ ;  $\sigma = 4.714 \text{ S/m}$ ;  $\epsilon_r = 36.779$ ;  $\rho = 1000 \text{ kg/m}^3$

DASY5 Configuration:

- Area Scan Setting: Find Secondary Maximum Within: 2.0 dB and with a peak SAR value greater than 0.0012W/kg
- Electronics: DAE4 Sn1433; Calibrated: 2/24/2021
- Probe: EX3DV4 - SN7356; ConvF(5.54, 5.54, 5.54) @ 5290 MHz; Calibrated: 3/19/2021
- Sensor-Surface: 1.4mm (Mechanical Surface Detection)
- Phantom: Twin-SAM V5.0 (20deg probe tilt); Type: SAM;

**RHS/Touch\_802.11ac\_VHT80\_Ch 58/Area Scan (10x17x1):** Measurement grid: dx=10mm, dy=10mm

Maximum value of SAR (measured) = 0.470 W/kg

**RHS/Touch\_802.11ac\_VHT80\_Ch 58/Zoom Scan (7x7x12)/Cube 0:** Measurement grid: dx=4mm, dy=4mm, dz=2mm

Reference Value = 7.668 V/m; Power Drift = 0.07 dB

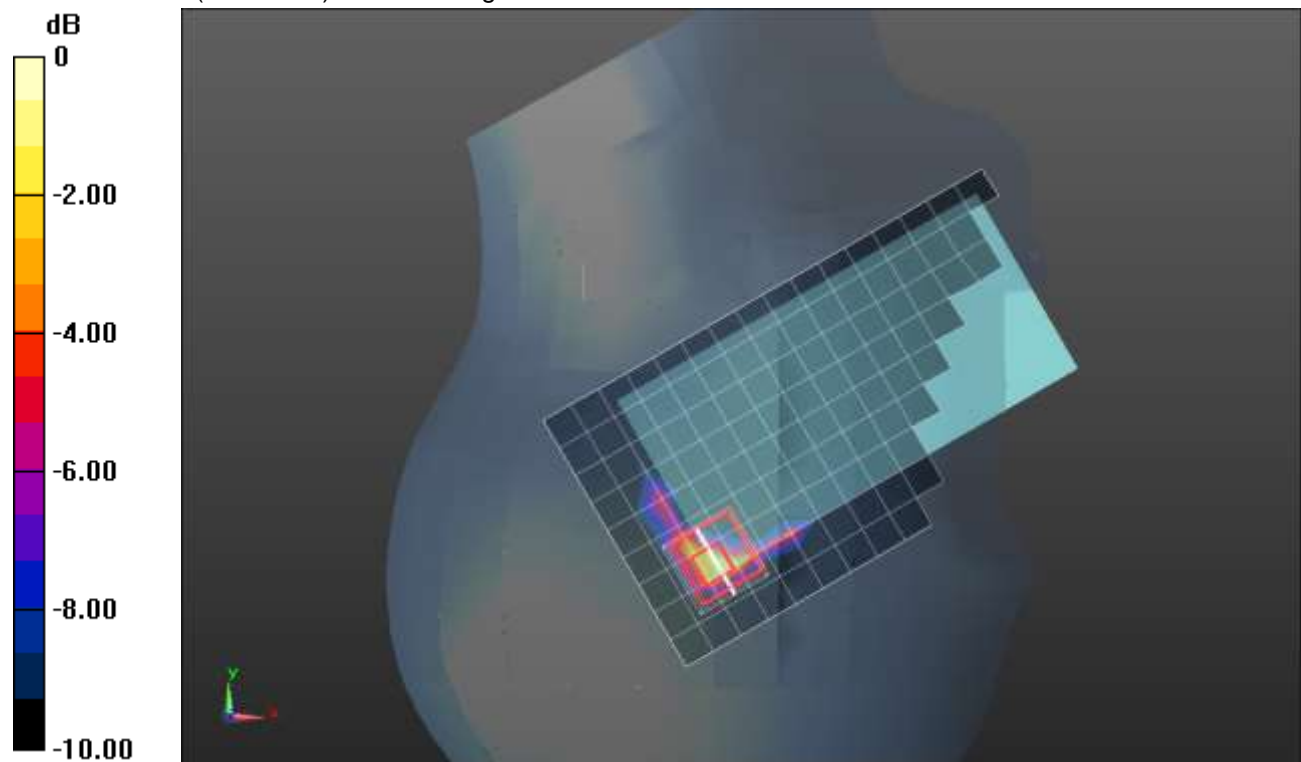
Peak SAR (extrapolated) = 1.13 W/kg

**SAR(1 g) = 0.216 W/kg; SAR(10 g) = 0.061 W/kg**

Smallest distance from peaks to all points 3 dB below = 3.3 mm

Ratio of SAR at M2 to SAR at M1 = 48.7%

Maximum value of SAR (measured) = 0.674 W/kg



0 dB = 0.674 W/kg = -1.71 dBW/kg

### Wi-Fi 5.3GHz ANT 6 Cell On

Frequency: 5290 MHz; Duty Cycle: 1:1; Room Ambient Temperature: 24.0°C; Liquid Temperature: 23.0°C  
 Medium parameters used:  $f = 5290 \text{ MHz}$ ;  $\sigma = 4.82 \text{ S/m}$ ;  $\epsilon_r = 37.449$ ;  $\rho = 1000 \text{ kg/m}^3$

DASY5 Configuration:

- Area Scan Setting: Find Secondary Maximum Within: 2.0 dB and with a peak SAR value greater than 0.0012W/kg
- Electronics: DAE4 Sn1433; Calibrated: 2/24/2021
- Probe: EX3DV4 - SN7356; ConvF(5.54, 5.54, 5.54) @ 5290 MHz; Calibrated: 3/19/2021
- Sensor-Surface: 1.4mm (Mechanical Surface Detection)
- Phantom: Twin-SAM V5.0 (20deg probe tilt); Type: SAM;

**Edge 4/802.11ac\_VHT80\_Ch 58/Area Scan (7x17x1):** Measurement grid: dx=10mm, dy=10mm  
 Maximum value of SAR (measured) = 0.675 W/kg

**Edge 4/802.11ac\_VHT80\_Ch 58/Zoom Scan (7x7x12)/Cube 0:** Measurement grid: dx=4mm, dy=4mm, dz=2mm

Reference Value = 9.587 V/m; Power Drift = -0.09 dB

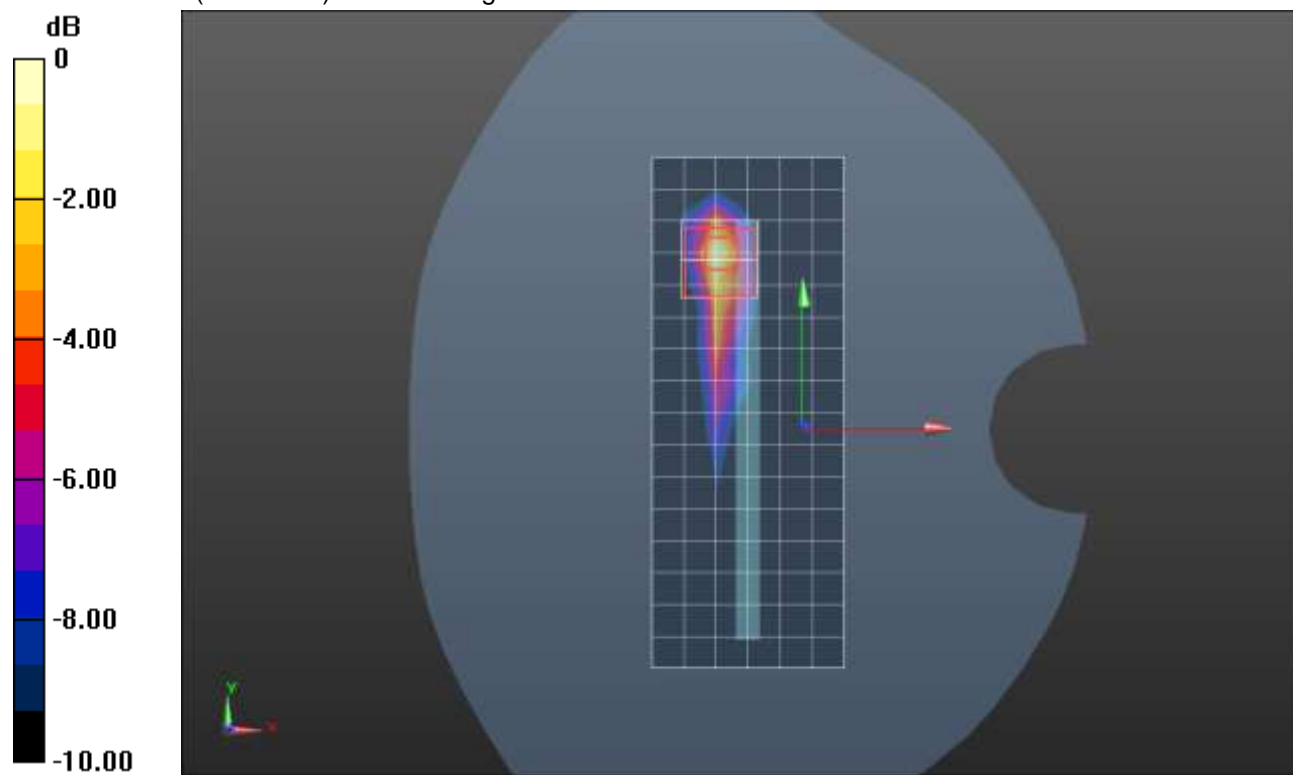
Peak SAR (extrapolated) = 1.01 W/kg

**SAR(1 g) = 0.261 W/kg; SAR(10 g) = 0.072 W/kg**

Smallest distance from peaks to all points 3 dB below = 4.1 mm

Ratio of SAR at M2 to SAR at M1 = 59%

Maximum value of SAR (measured) = 0.620 W/kg



0 dB = 0.620 W/kg = -2.08 dBW/kg

### Wi-Fi 5.6GHz ANT 6 Cell On

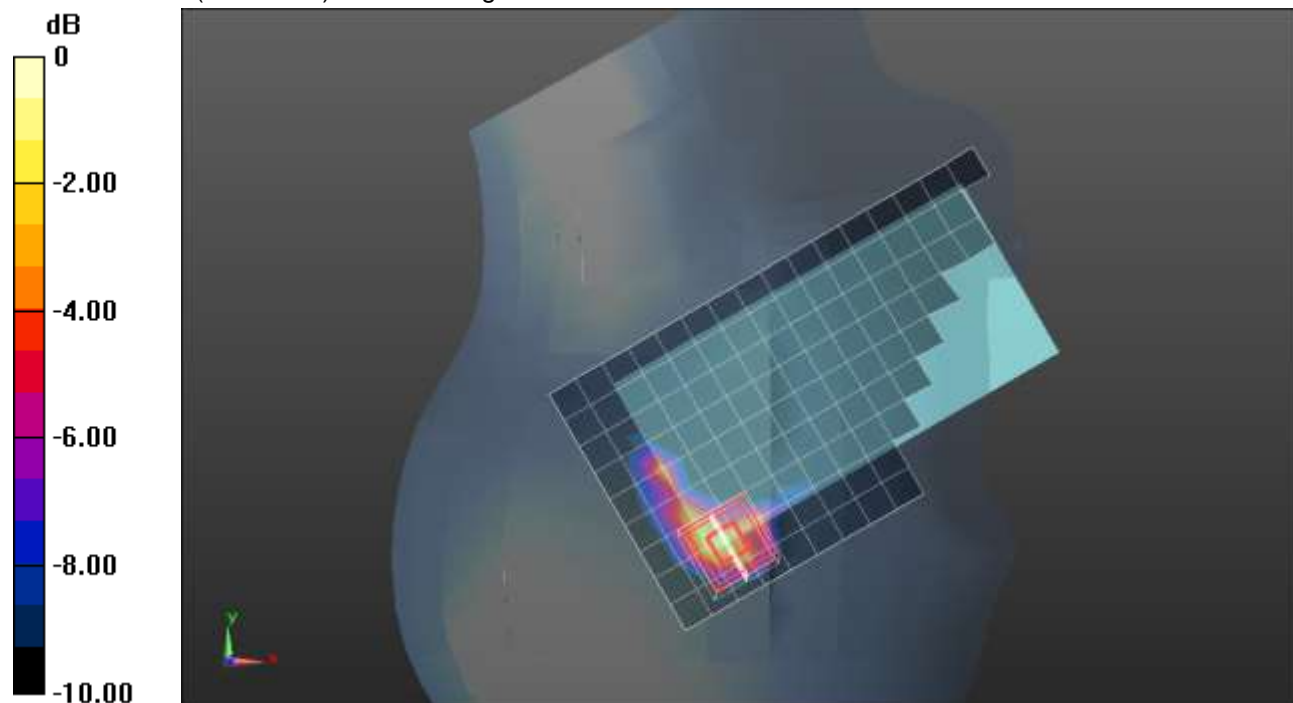
Frequency: 5610 MHz; Duty Cycle: 1:1; Room Ambient Temperature: 24.0°C; Liquid Temperature: 23.0°C  
 Medium parameters used:  $f = 5610 \text{ MHz}$ ;  $\sigma = 5.044 \text{ S/m}$ ;  $\epsilon_r = 34.512$ ;  $\rho = 1000 \text{ kg/m}^3$

DASY5 Configuration:

- Area Scan Setting: Find Secondary Maximum Within: 2.0 dB and with a peak SAR value greater than 0.0012W/kg
- Electronics: DAE4 Sn1258; Calibrated: 3/18/2021
- Probe: EX3DV4 - SN3902; ConvF(4.85, 4.85, 4.85) @ 5610 MHz; Calibrated: 3/18/2021
- Sensor-Surface: 1.4mm (Mechanical Surface Detection)
- Phantom: Twin-SAM V5.0 (20deg probe tilt); Type: SAM;

**RHS/Touch\_802.11ac\_VHT80 Ch 122/Area Scan (10x17x1):** Measurement grid: dx=10mm, dy=10mm  
 Maximum value of SAR (measured) = 0.490 W/kg

**RHS/Touch\_802.11ac\_VHT80 Ch 122/Zoom Scan (7x7x12)/Cube 0:** Measurement grid: dx=4mm, dy=4mm, dz=2mm  
 Reference Value = 8.927 V/m; Power Drift = -0.17 dB  
 Peak SAR (extrapolated) = 1.77 W/kg  
**SAR(1 g) = 0.174 W/kg; SAR(10 g) = 0.052 W/kg**  
 Smallest distance from peaks to all points 3 dB below = 4 mm  
 Ratio of SAR at M2 to SAR at M1 = 47.2%  
 Maximum value of SAR (measured) = 0.599 W/kg



0 dB = 0.599 W/kg = -2.23 dBW/kg



### Wi-Fi 5.6GHz ANT 6 Cell On

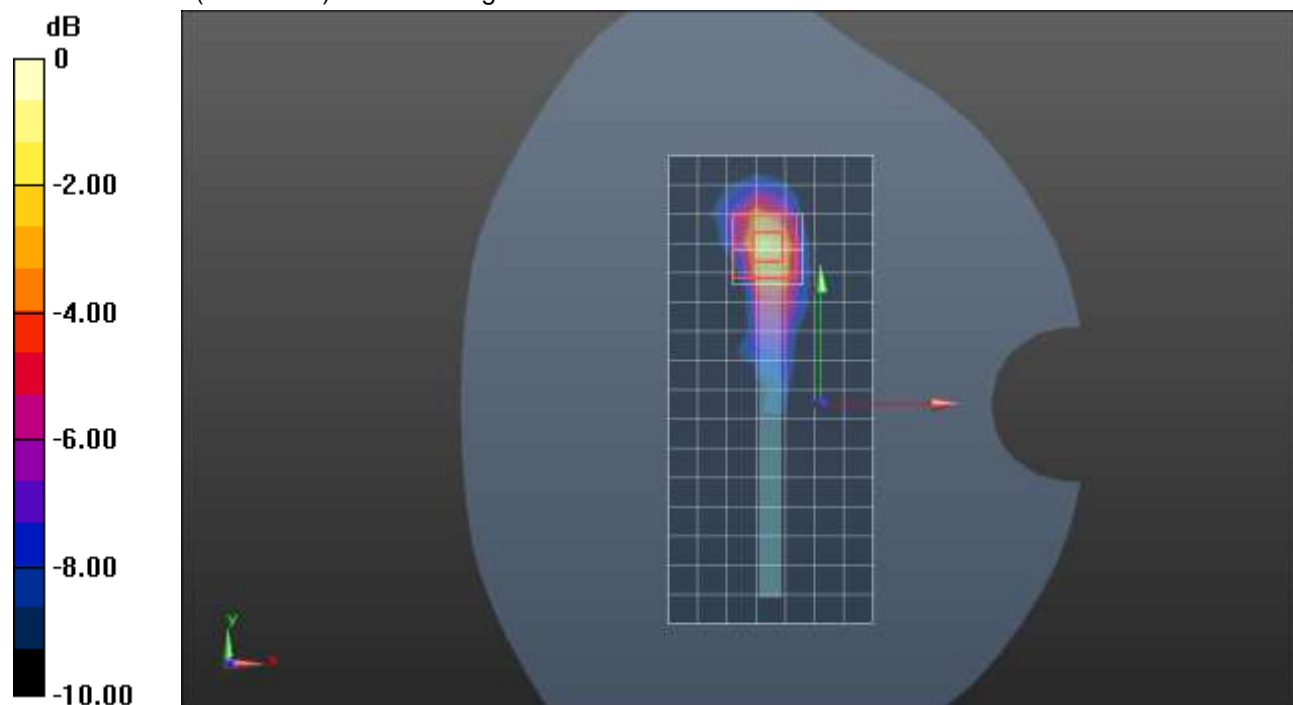
Frequency: 5610 MHz; Duty Cycle: 1:1; Room Ambient Temperature: 24.0°C; Liquid Temperature: 23.0°C  
 Medium parameters used:  $f = 5610 \text{ MHz}$ ;  $\sigma = 5.044 \text{ S/m}$ ;  $\epsilon_r = 34.512$ ;  $\rho = 1000 \text{ kg/m}^3$

DASY5 Configuration:

- Area Scan Setting: Find Secondary Maximum Within: 2.0 dB and with a peak SAR value greater than 0.0012W/kg
- Electronics: DAE4 Sn1258; Calibrated: 3/18/2021
- Probe: EX3DV4 - SN3902; ConvF(4.85, 4.85, 4.85) @ 5610 MHz; Calibrated: 3/18/2021
- Sensor-Surface: 1.4mm (Mechanical Surface Detection)
- Phantom: Twin-SAM V5.0 (20deg probe tilt); Type: SAM;

**Edge 4/802.11ac\_VHT80 Ch 122/Area Scan (8x17x1):** Measurement grid: dx=10mm, dy=10mm  
 Maximum value of SAR (measured) = 0.464 W/kg

**Edge 4/802.11ac\_VHT80 Ch 122/Zoom Scan (7x7x12)/Cube 0:** Measurement grid: dx=4mm, dy=4mm, dz=2mm  
 Reference Value = 8.562 V/m; Power Drift = -0.17 dB  
 Peak SAR (extrapolated) = 1.04 W/kg  
**SAR(1 g) = 0.241 W/kg; SAR(10 g) = 0.072 W/kg**  
 Smallest distance from peaks to all points 3 dB below = 6.8 mm  
 Ratio of SAR at M2 to SAR at M1 = 51.4%  
 Maximum value of SAR (measured) = 0.615 W/kg



0 dB = 0.615 W/kg = -2.11 dBW/kg

### Wi-Fi 5.8GHz ANT 6 Cell On

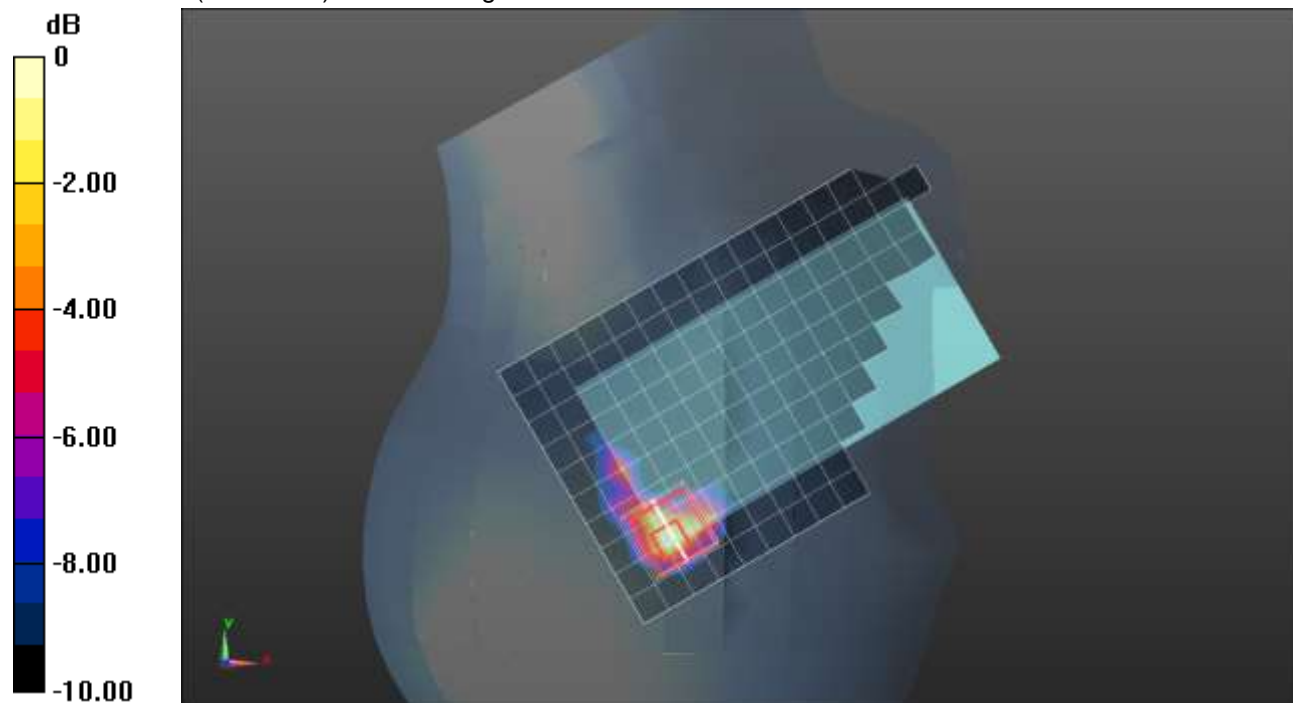
Frequency: 5775 MHz; Duty Cycle: 1:1; Room Ambient Temperature: 24.0°C; Liquid Temperature: 23.0°C  
 Medium parameters used:  $f = 5775 \text{ MHz}$ ;  $\sigma = 5.446 \text{ S/m}$ ;  $\epsilon_r = 36.924$ ;  $\rho = 1000 \text{ kg/m}^3$

DASY5 Configuration:

- Area Scan Setting: Find Secondary Maximum Within: 2.0 dB and with a peak SAR value greater than 0.0012W/kg
- Electronics: DAE4 Sn1544; Calibrated: 1/27/2021
- Probe: EX3DV4 - SN7501; ConvF(5.15, 5.15, 5.15) @ 5775 MHz; Calibrated: 3/18/2021
- Sensor-Surface: 1.4mm (Mechanical Surface Detection)
- Phantom: Twin-SAM V5.0 (20deg probe tilt); Type: QD000P40CD; Serial: 1629

**RHS/Touch\_802.11ac\_VHT80\_Ch 155/Area Scan (11x17x1):** Measurement grid: dx=10mm, dy=10mm  
 Maximum value of SAR (measured) = 0.607 W/kg

**RHS/Touch\_802.11ac\_VHT80\_Ch 155/Zoom Scan (7x7x12)/Cube 0:** Measurement grid: dx=4mm, dy=4mm, dz=2mm  
 Reference Value = 8.537 V/m; Power Drift = 0.04 dB  
 Peak SAR (extrapolated) = 1.21 W/kg  
**SAR(1 g) = 0.214 W/kg; SAR(10 g) = 0.071 W/kg**  
 Smallest distance from peaks to all points 3 dB below = 4.5 mm  
 Ratio of SAR at M2 to SAR at M1 = 45.2%  
 Maximum value of SAR (measured) = 0.641 W/kg



0 dB = 0.641 W/kg = -1.93 dBW/kg

### Wi-Fi 5.8GHz ANT 6 Cell On

Frequency: 5775 MHz; Duty Cycle: 1:1; Room Ambient Temperature: 24.0°C; Liquid Temperature: 23.0°C  
 Medium parameters used:  $f = 5775 \text{ MHz}$ ;  $\sigma = 5.446 \text{ S/m}$ ;  $\epsilon_r = 36.924$ ;  $\rho = 1000 \text{ kg/m}^3$

DASY5 Configuration:

- Area Scan Setting: Find Secondary Maximum Within: 2.0 dB and with a peak SAR value greater than 0.0012W/kg
- Electronics: DAE4 Sn1544; Calibrated: 1/27/2021
- Probe: EX3DV4 - SN7501; ConvF(5.15, 5.15, 5.15) @ 5775 MHz; Calibrated: 3/18/2021
- Sensor-Surface: 1.4mm (Mechanical Surface Detection)
- Phantom: Twin-SAM V5.0 (20deg probe tilt); Type: QD000P40CD; Serial: 1629

**Rear/802.11ac\_VHT80\_Ch 155/Area Scan (10x17x1):** Measurement grid: dx=10mm, dy=10mm  
 Maximum value of SAR (measured) = 0.873 W/kg

**Rear/802.11ac\_VHT80\_Ch 155/Zoom Scan (7x7x12)/Cube 0:** Measurement grid: dx=4mm, dy=4mm, dz=2mm

Reference Value = 9.698 V/m; Power Drift = -0.12 dB

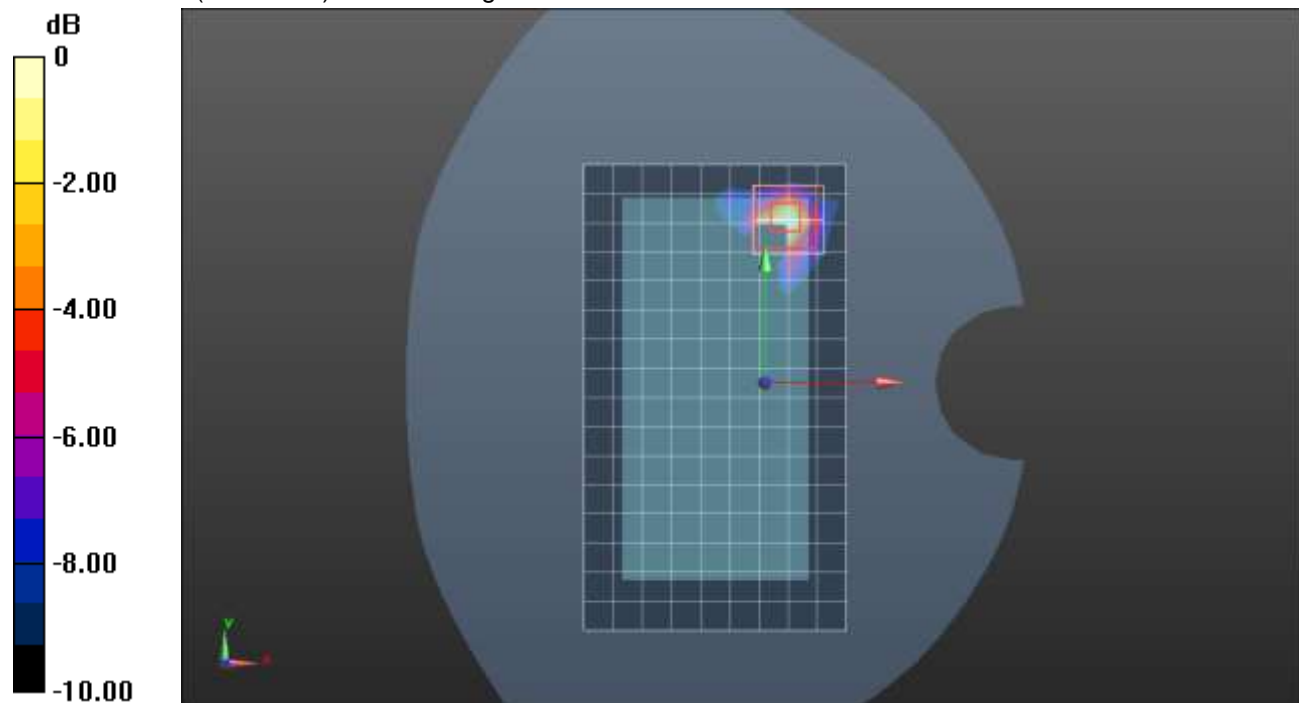
Peak SAR (extrapolated) = 1.04 W/kg

**SAR(1 g) = 0.217 W/kg; SAR(10 g) = 0.051 W/kg**

Smallest distance from peaks to all points 3 dB below = 5.1 mm

Ratio of SAR at M2 to SAR at M1 = 49.2%

Maximum value of SAR (measured) = 0.673 W/kg



0 dB = 0.673 W/kg = -1.72 dBW/kg

### Bluetooth (Plow) ANT 3

Frequency: 2441 MHz; Duty Cycle: 1:1; Room Ambient Temperature: 24.0°C; Liquid Temperature: 23.0°C  
 Medium parameters used (interpolated):  $f = 2441 \text{ MHz}$ ;  $\sigma = 1.866 \text{ S/m}$ ;  $\epsilon_r = 40.25$ ;  $\rho = 1000 \text{ kg/m}^3$

DASY5 Configuration:

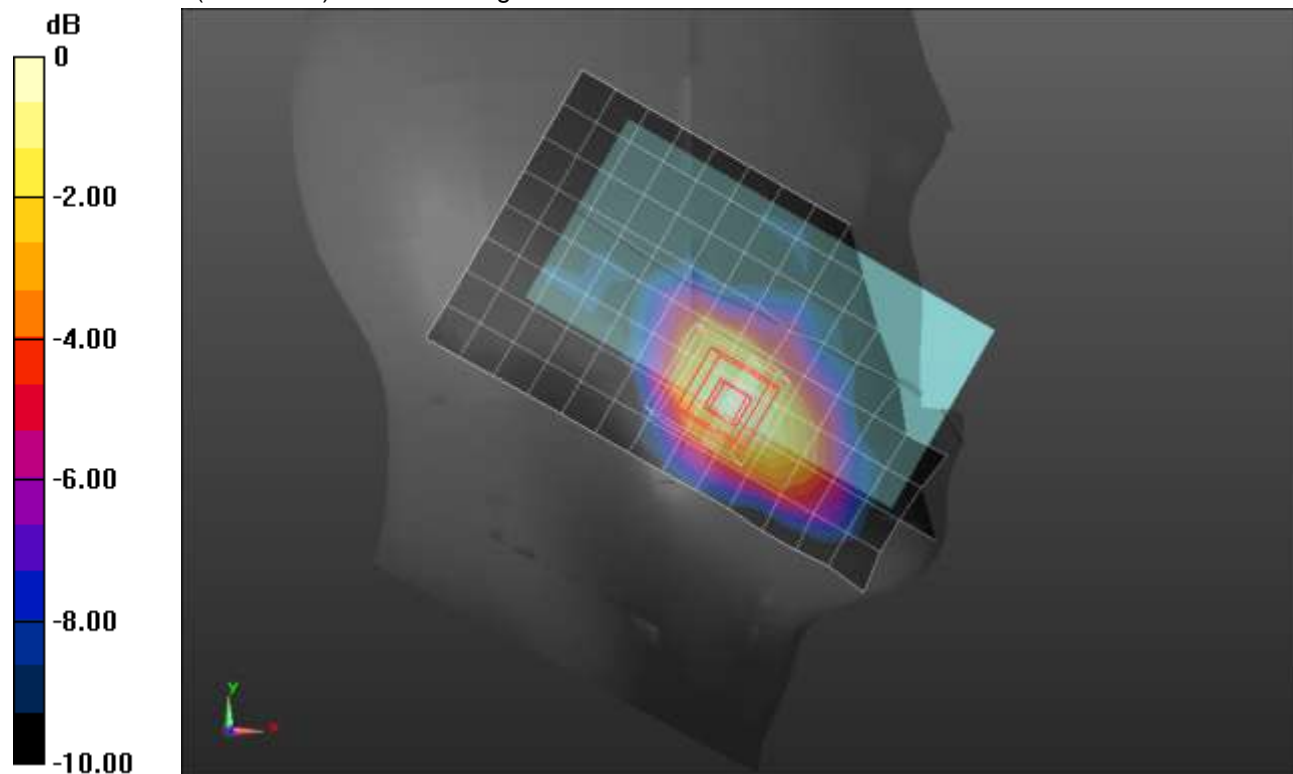
- Area Scan Setting: Find Secondary Maximum Within: 2.0 dB and with a peak SAR value greater than 0.0012W/kg
- Electronics: DAE4 Sn1540; Calibrated: 1/27/2021
- Probe: EX3DV4 - SN7500; ConvF(7.69, 7.69, 7.69) @ 2441 MHz; Calibrated: 3/18/2021
- Sensor-Surface: 1.4mm (Mechanical Surface Detection)
- Phantom: Twin-SAM V5.0 (30deg probe tilt); Type: QD 000 P40 CD; Serial: 1831

### LHS/Touch\_GFSK\_ch 39/Area Scan (9x16x1):

Measurement grid:  $dx=12\text{mm}$ ,  $dy=12\text{mm}$   
[Info: Interpolated medium parameters used for SAR evaluation.](#)  
 Maximum value of SAR (measured) = 0.0744 W/kg

### LHS/Touch\_GFSK\_ch 39/Zoom Scan (7x7x7)/Cube 0:

Measurement grid:  $dx=5\text{mm}$ ,  $dy=5\text{mm}$ ,  $dz=5\text{mm}$   
 Reference Value = 6.064 V/m; Power Drift = -0.18 dB  
 Peak SAR (extrapolated) = 0.108 W/kg  
**SAR(1 g) = 0.052 W/kg; SAR(10 g) = 0.028 W/kg**  
 Smallest distance from peaks to all points 3 dB below: Larger than measurement grid  
 Ratio of SAR at M2 to SAR at M1 = 46.4%  
[Info: Interpolated medium parameters used for SAR evaluation.](#)  
 Maximum value of SAR (measured) = 0.0825 W/kg



0 dB = 0.0825 W/kg = -10.84 dBW/kg

### Bluetooth (Plow) ANT 3

Frequency: 2441 MHz; Duty Cycle: 1:1; Room Ambient Temperature: 24.0°C; Liquid Temperature: 23.0°C  
 Medium parameters used (interpolated):  $f = 2441 \text{ MHz}$ ;  $\sigma = 1.775 \text{ S/m}$ ;  $\epsilon_r = 37.817$ ;  $\rho = 1000 \text{ kg/m}^3$

DASY5 Configuration:

- Area Scan Setting: Find Secondary Maximum Within: 2.0 dB and with a peak SAR value greater than 0.0012W/kg
- Electronics: DAE4 Sn1540; Calibrated: 1/27/2021
- Probe: EX3DV4 - SN7500; ConvF(7.69, 7.69, 7.69) @ 2441 MHz; Calibrated: 3/18/2021
- Sensor-Surface: 1.4mm (Mechanical Surface Detection)
- Phantom: Twin-SAM V5.0 (30deg probe tilt); Type: QD 000 P40 CD; Serial: 1831

**Rear/GFSK\_ch 39/Area Scan (9x15x1):** Measurement grid: dx=12mm, dy=12mm

[Info: Interpolated medium parameters used for SAR evaluation.](#)

Maximum value of SAR (measured) = 0.0918 W/kg

**Rear/GFSK\_ch 39/Zoom Scan (7x7x7)/Cube 0:** Measurement grid: dx=5mm, dy=5mm, dz=5mm

Reference Value = 6.496 V/m; Power Drift = 0.15 dB

Peak SAR (extrapolated) = 0.148 W/kg

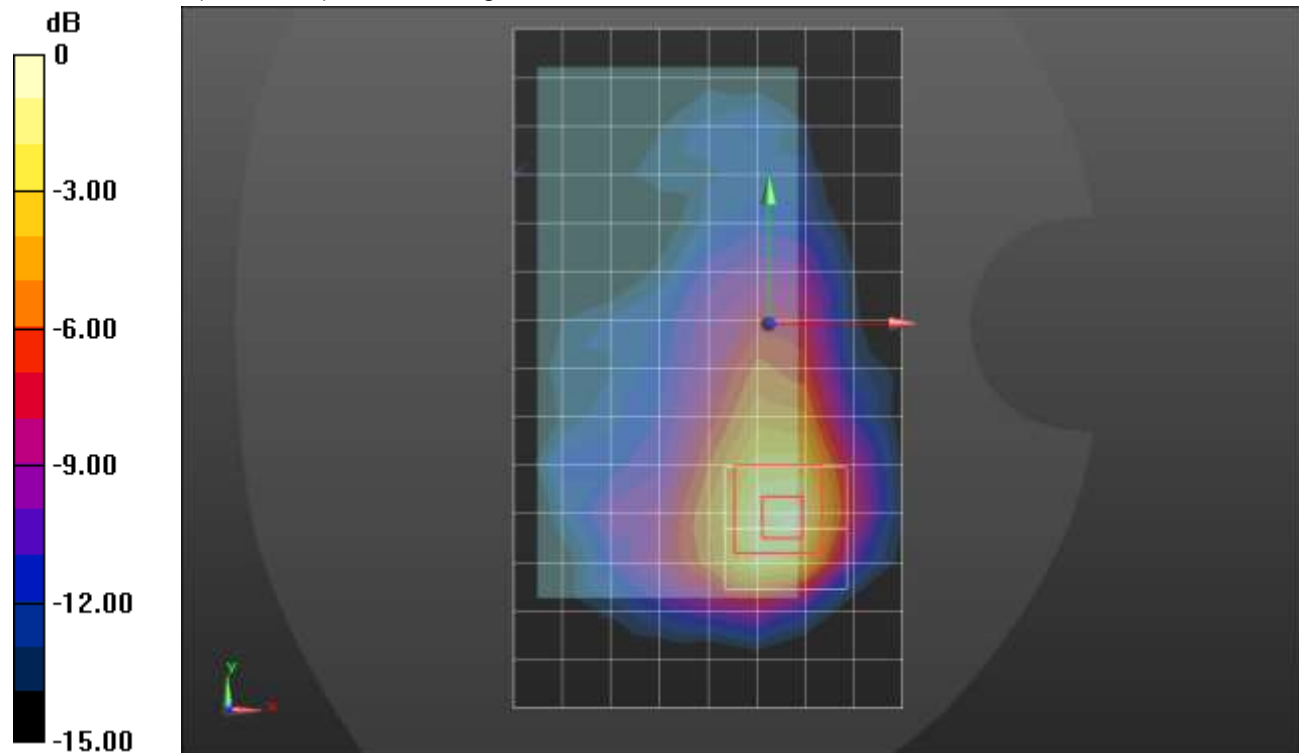
**SAR(1 g) = 0.061 W/kg; SAR(10 g) = 0.029 W/kg**

Smallest distance from peaks to all points 3 dB below = 8.6 mm

Ratio of SAR at M2 to SAR at M1 = 41%

[Info: Interpolated medium parameters used for SAR evaluation.](#)

Maximum value of SAR (measured) = 0.107 W/kg



0 dB = 0.107 W/kg = -9.71 dBW/kg

## Bluetooth (Plow) ANT 3

Frequency: 2441 MHz; Duty Cycle: 1:1; Room Ambient Temperature: 24.0°C; Liquid Temperature: 23.0°C

Medium parameters used (interpolated):  $f = 2441$  MHz;  $\sigma = 1.775$  S/m;  $\epsilon_r = 37.817$ ;  $\rho = 1000$  kg/m<sup>3</sup>

DASY5 Configuration:

- Area Scan Setting: Find Secondary Maximum Within: 2.0 dB and with a peak SAR value greater than 0.0012W/kg
- Electronics: DAE4 Sn1540; Calibrated: 1/27/2021
- Probe: EX3DV4 - SN7500; ConvF(7.69, 7.69, 7.69) @ 2441 MHz; Calibrated: 3/18/2021
- Sensor-Surface: 2.5mm (Mechanical Surface Detection)
- Phantom: Twin-SAM V5.0 (30deg probe tilt); Type: QD 000 P40 CD; Serial: 1831

**Edge 4/GFSK\_ch 39/Area Scan (8x18x1):** Measurement grid: dx=12mm, dy=12mm

[Info: Interpolated medium parameters used for SAR evaluation.](#)

Maximum value of SAR (measured) = 0.0817 W/kg

**Edge 4/GFSK\_ch 39/Zoom Scan (7x7x7)/Cube 0:** Measurement grid: dx=5mm, dy=5mm, dz=5mm

Reference Value = 6.721 V/m; Power Drift = 0.14 dB

Peak SAR (extrapolated) = 0.145 W/kg

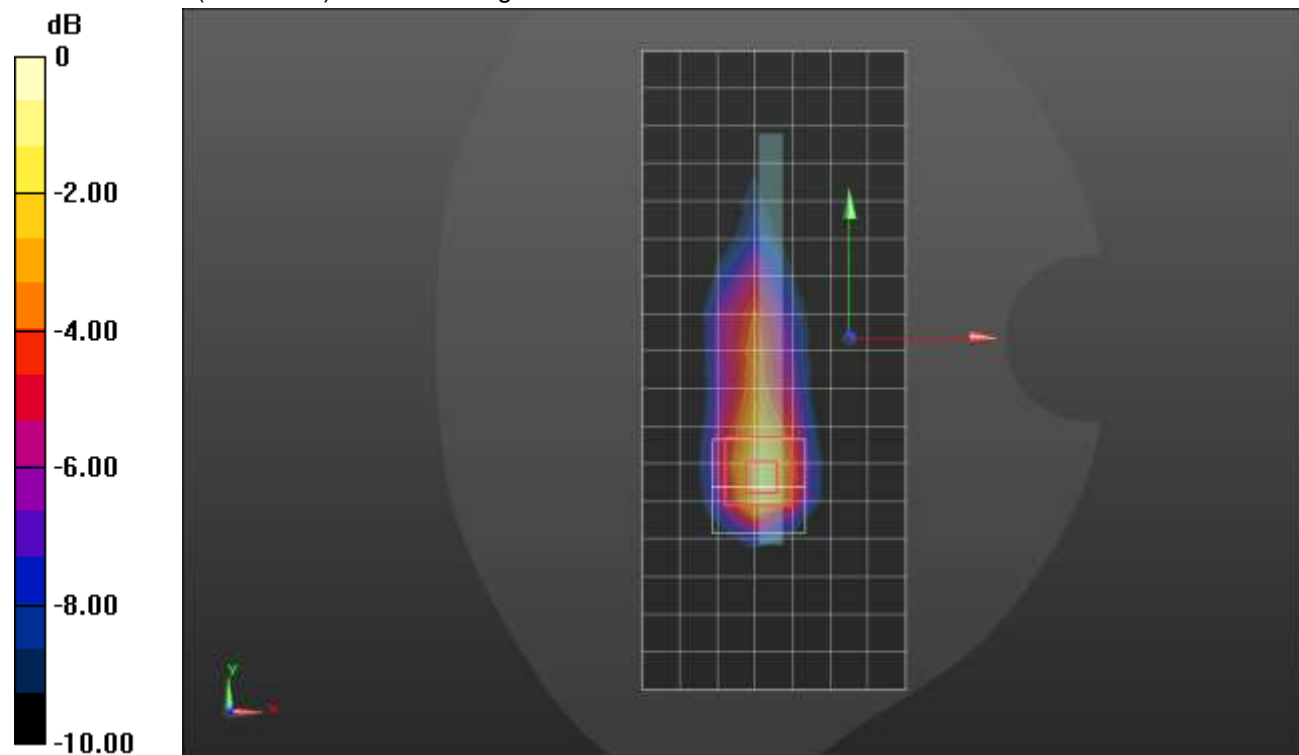
**SAR(1 g) = 0.061 W/kg; SAR(10 g) = 0.027 W/kg**

Smallest distance from peaks to all points 3 dB below: Larger than measurement grid

Ratio of SAR at M2 to SAR at M1 = 42.6%

[Info: Interpolated medium parameters used for SAR evaluation.](#)

Maximum value of SAR (measured) = 0.0902 W/kg



0 dB = 0.0902 W/kg = -10.45 dBW/kg

### Bluetooth (Phigh) ANT 3

Frequency: 2441 MHz; Duty Cycle: 1:1; Room Ambient Temperature: 24.0°C; Liquid Temperature: 23.0°C  
 Medium parameters used (interpolated):  $f = 2441$  MHz;  $\sigma = 1.775$  S/m;  $\epsilon_r = 37.817$ ;  $\rho = 1000$  kg/m<sup>3</sup>

DASY5 Configuration:

- Area Scan Setting: Find Secondary Maximum Within: 2.0 dB and with a peak SAR value greater than 0.0012W/kg
- Electronics: DAE4 Sn1540; Calibrated: 1/27/2021
- Probe: EX3DV4 - SN7500; ConvF(7.69, 7.69, 7.69) @ 2441 MHz; Calibrated: 3/18/2021
- Sensor-Surface: 1.4mm (Mechanical Surface Detection)
- Phantom: Twin-SAM V5.0 (30deg probe tilt); Type: QD 000 P40 CD; Serial: 1831

**LHS/Touch\_GFSK\_ch 39/Area Scan (10x16x1):** Measurement grid: dx=12mm, dy=12mm

[Info: Interpolated medium parameters used for SAR evaluation.](#)

Maximum value of SAR (measured) = 0.231 W/kg

**LHS/Touch\_GFSK\_ch 39/Zoom Scan (7x7x7)/Cube 0:** Measurement grid: dx=5mm, dy=5mm, dz=5mm

Reference Value = 10.20 V/m; Power Drift = 0.03 dB

Peak SAR (extrapolated) = 0.321 W/kg

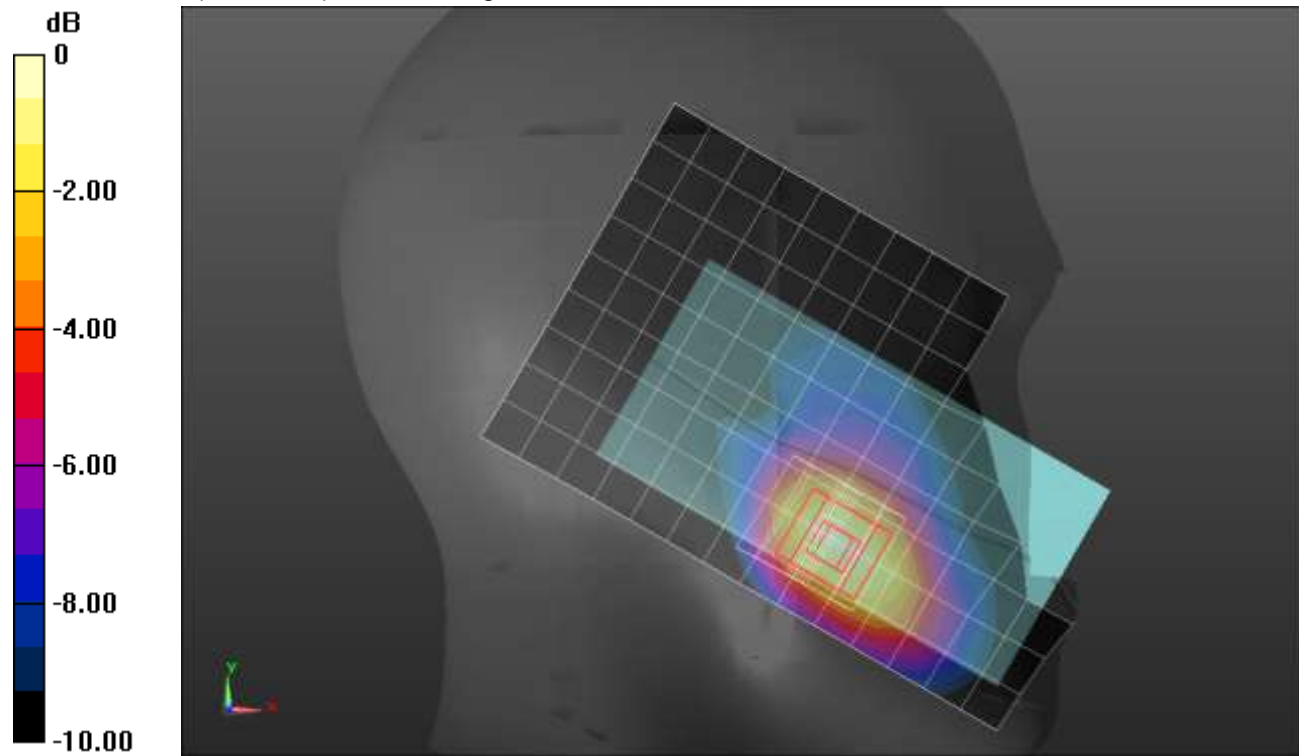
**SAR(1 g) = 0.155 W/kg; SAR(10 g) = 0.081 W/kg**

Smallest distance from peaks to all points 3 dB below = 11.2 mm

Ratio of SAR at M2 to SAR at M1 = 45.8%

[Info: Interpolated medium parameters used for SAR evaluation.](#)

Maximum value of SAR (measured) = 0.247 W/kg



0 dB = 0.247 W/kg = -6.07 dBW/kg



### Bluetooth (Phigh) ANT 3

Frequency: 2441 MHz; Duty Cycle: 1:1; Room Ambient Temperature: 24.0°C; Liquid Temperature: 23.0°C  
 Medium parameters used (interpolated):  $f = 2441$  MHz;  $\sigma = 1.775$  S/m;  $\epsilon_r = 37.817$ ;  $\rho = 1000$  kg/m<sup>3</sup>

DASY5 Configuration:

- Area Scan Setting: Find Secondary Maximum Within: 2.0 dB and with a peak SAR value greater than 0.0012W/kg
- Electronics: DAE4 Sn1540; Calibrated: 1/27/2021
- Probe: EX3DV4 - SN7500; ConvF(7.69, 7.69, 7.69) @ 2441 MHz; Calibrated: 3/18/2021
- Sensor-Surface: 1.4mm (Mechanical Surface Detection)
- Phantom: Twin-SAM V5.0 (30deg probe tilt); Type: QD 000 P40 CD; Serial: 1831

**Rear/GFSK\_ch 39/Area Scan (9x15x1):** Measurement grid: dx=12mm, dy=12mm

Maximum value of SAR (measured) = 0.218 W/kg

**Rear/GFSK\_ch 39/Zoom Scan (7x7x7)/Cube 0:** Measurement grid: dx=5mm, dy=5mm, dz=5mm

Reference Value = 10.15 V/m; Power Drift = 0.08 dB

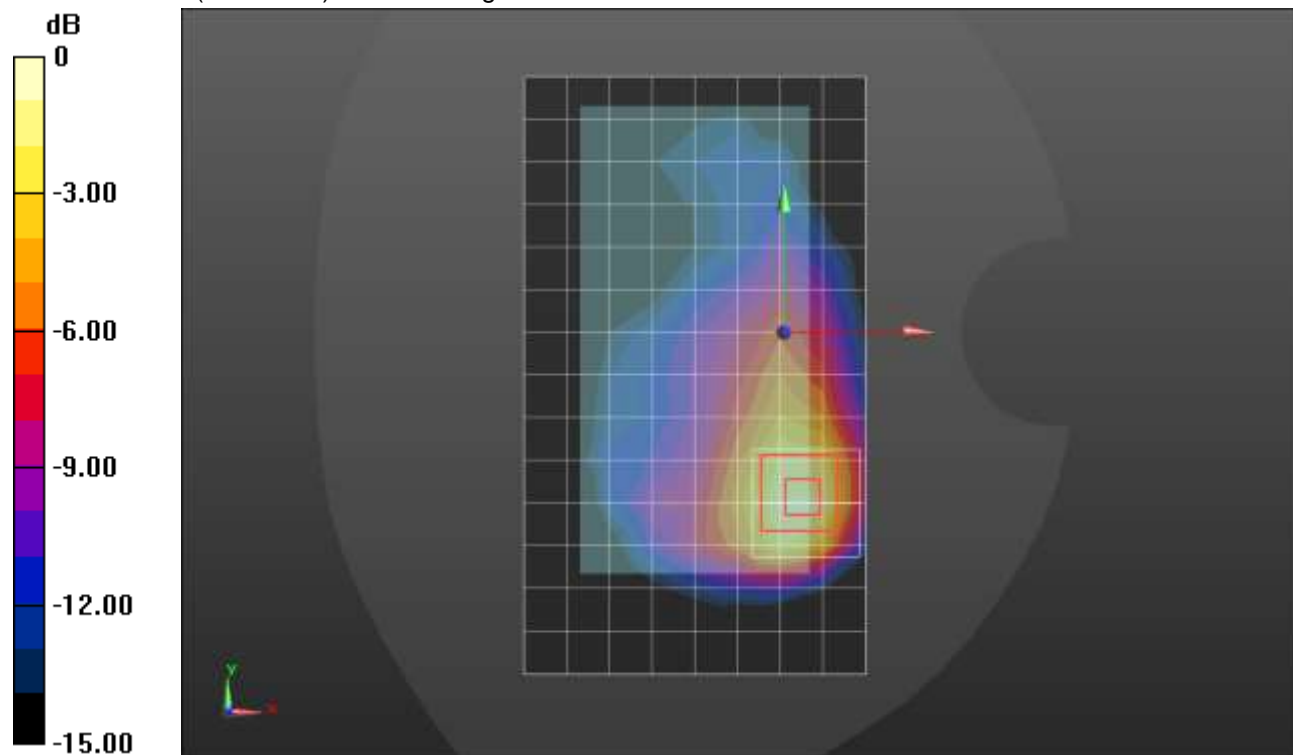
Peak SAR (extrapolated) = 0.347 W/kg

**SAR(1 g) = 0.150 W/kg; SAR(10 g) = 0.071 W/kg**

Smallest distance from peaks to all points 3 dB below = 10.2 mm

Ratio of SAR at M2 to SAR at M1 = 42.5%

Maximum value of SAR (measured) = 0.260 W/kg



0 dB = 0.260 W/kg = -5.85 dBW/kg

### Bluetooth (Phigh) ANT 3

Frequency: 2441 MHz; Duty Cycle: 1:1; Room Ambient Temperature: 24.0°C; Liquid Temperature: 23.0°C  
 Medium parameters used (interpolated):  $f = 2441 \text{ MHz}$ ;  $\sigma = 1.775 \text{ S/m}$ ;  $\epsilon_r = 37.817$ ;  $\rho = 1000 \text{ kg/m}^3$

DASY5 Configuration:

- Area Scan Setting: Find Secondary Maximum Within: 2.0 dB and with a peak SAR value greater than 0.0012W/kg
- Electronics: DAE4 Sn1540; Calibrated: 1/27/2021
- Probe: EX3DV4 - SN7500; ConvF(7.69, 7.69, 7.69) @ 2441 MHz; Calibrated: 3/18/2021
- Sensor-Surface: 2.5mm (Mechanical Surface Detection)
- Phantom: Twin-SAM V5.0 (30deg probe tilt); Type: QD 000 P40 CD; Serial: 1831

**Edge 4/GFSK\_ch 39/Area Scan (8x18x1):** Measurement grid: dx=12mm, dy=12mm

[Info: Interpolated medium parameters used for SAR evaluation.](#)

Maximum value of SAR (measured) = 0.223 W/kg

**Edge 4/GFSK\_ch 39/Zoom Scan (7x7x7)/Cube 0:** Measurement grid: dx=5mm, dy=5mm, dz=5mm

Reference Value = 11.29 V/m; Power Drift = -0.06 dB

Peak SAR (extrapolated) = 0.392 W/kg

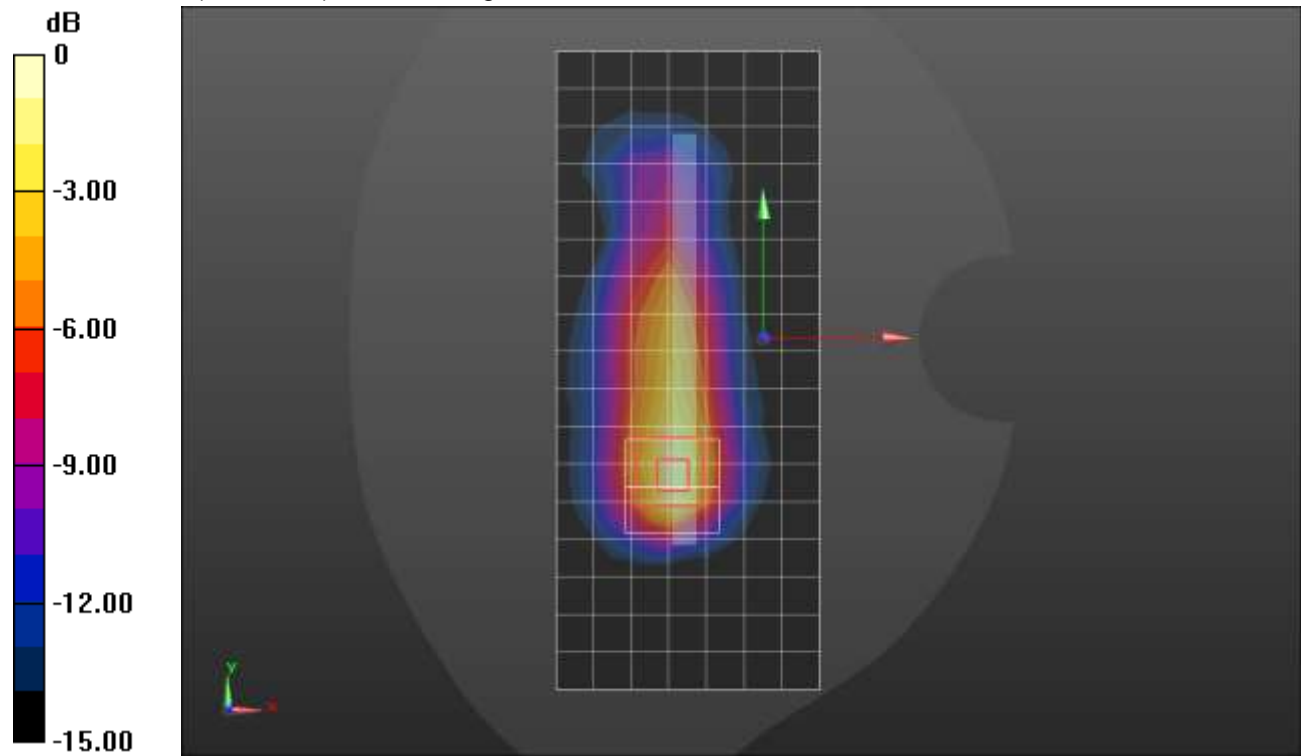
**SAR(1 g) = 0.163 W/kg; SAR(10 g) = 0.073 W/kg**

Smallest distance from peaks to all points 3 dB below = 8.9 mm

Ratio of SAR at M2 to SAR at M1 = 40.9%

[Info: Interpolated medium parameters used for SAR evaluation.](#)

Maximum value of SAR (measured) = 0.240 W/kg



0 dB = 0.240 W/kg = -6.20 dBW/kg

### Bluetooth (Pstandalone) ANT 3

Frequency: 2441 MHz; Duty Cycle: 1:1; Room Ambient Temperature: 24.0°C; Liquid Temperature: 23.0°C  
 Medium parameters used (interpolated):  $f = 2441$  MHz;  $\sigma = 1.838$  S/m;  $\epsilon_r = 37.749$ ;  $\rho = 1000$  kg/m<sup>3</sup>

DASY5 Configuration:

- Area Scan Setting: Find Secondary Maximum Within: 2.0 dB and with a peak SAR value greater than 0.0012W/kg
- Electronics: DAE4 Sn1540; Calibrated: 1/27/2021
- Probe: EX3DV4 - SN7500; ConvF(7.69, 7.69, 7.69) @ 2441 MHz; Calibrated: 3/18/2021
- Sensor-Surface: 1.4mm (Mechanical Surface Detection)
- Phantom: Twin-SAM V5.0 (30deg probe tilt); Type: QD 000 P40 CE; Serial: xxxx

**LHS/Touch\_GFSK\_ch 39/Area Scan (10x16x1):** Measurement grid: dx=12mm, dy=12mm

[Info: Interpolated medium parameters used for SAR evaluation.](#)

Maximum value of SAR (measured) = 0.443 W/kg

**LHS/Touch\_GFSK\_ch 39/Zoom Scan (7x7x7)/Cube 0:** Measurement grid: dx=5mm, dy=5mm, dz=5mm

Reference Value = 13.48 V/m; Power Drift = 0.19 dB

Peak SAR (extrapolated) = 0.622 W/kg

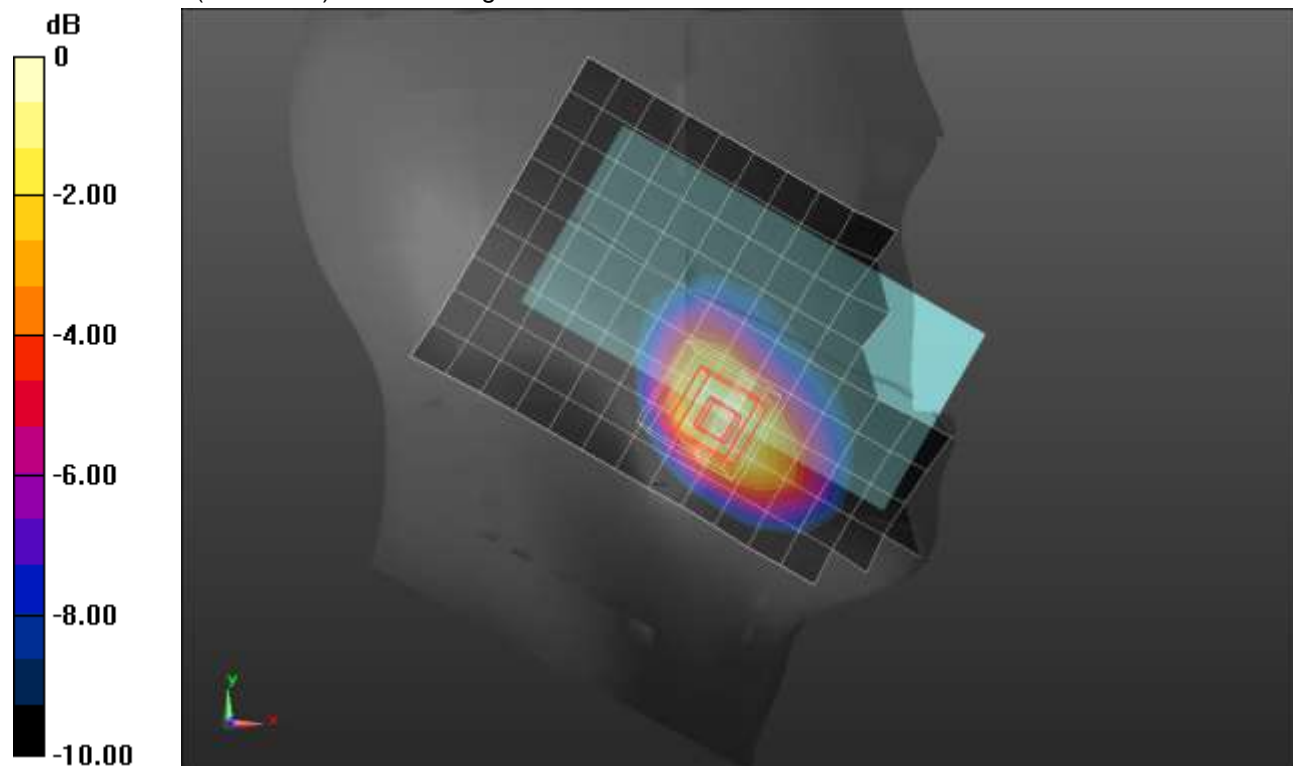
**SAR(1 g) = 0.307 W/kg; SAR(10 g) = 0.162 W/kg**

Smallest distance from peaks to all points 3 dB below = 11.2 mm

Ratio of SAR at M2 to SAR at M1 = 46.8%

[Info: Interpolated medium parameters used for SAR evaluation.](#)

Maximum value of SAR (measured) = 0.484 W/kg



0 dB = 0.484 W/kg = -3.15 dBW/kg

### Bluetooth (Pstandalone) ANT 3

Frequency: 2441 MHz; Duty Cycle: 1:1; Room Ambient Temperature: 24.0°C; Liquid Temperature: 23.0°C  
 Medium parameters used (interpolated):  $f = 2441 \text{ MHz}$ ;  $\sigma = 1.775 \text{ S/m}$ ;  $\epsilon_r = 37.817$ ;  $\rho = 1000 \text{ kg/m}^3$

DASY5 Configuration:

- Area Scan Setting: Find Secondary Maximum Within: 2.0 dB and with a peak SAR value greater than 0.0012W/kg
- Electronics: DAE4 Sn1540; Calibrated: 1/27/2021
- Probe: EX3DV4 - SN7500; ConvF(7.69, 7.69, 7.69) @ 2441 MHz; Calibrated: 3/18/2021
- Sensor-Surface: 1.4mm (Mechanical Surface Detection)
- Phantom: Twin-SAM V5.0 (30deg probe tilt); Type: QD 000 P40 CD; Serial: 1831

**Rear/GFSK\_ch 39/Area Scan (9x15x1):** Measurement grid: dx=12mm, dy=12mm

[Info: Interpolated medium parameters used for SAR evaluation.](#)

Maximum value of SAR (measured) = 0.869 W/kg

**Rear/GFSK\_ch 39/Zoom Scan (7x7x7)/Cube 0:** Measurement grid: dx=5mm, dy=5mm, dz=5mm

Reference Value = 20.00 V/m; Power Drift = -0.06 dB

Peak SAR (extrapolated) = 1.21 W/kg

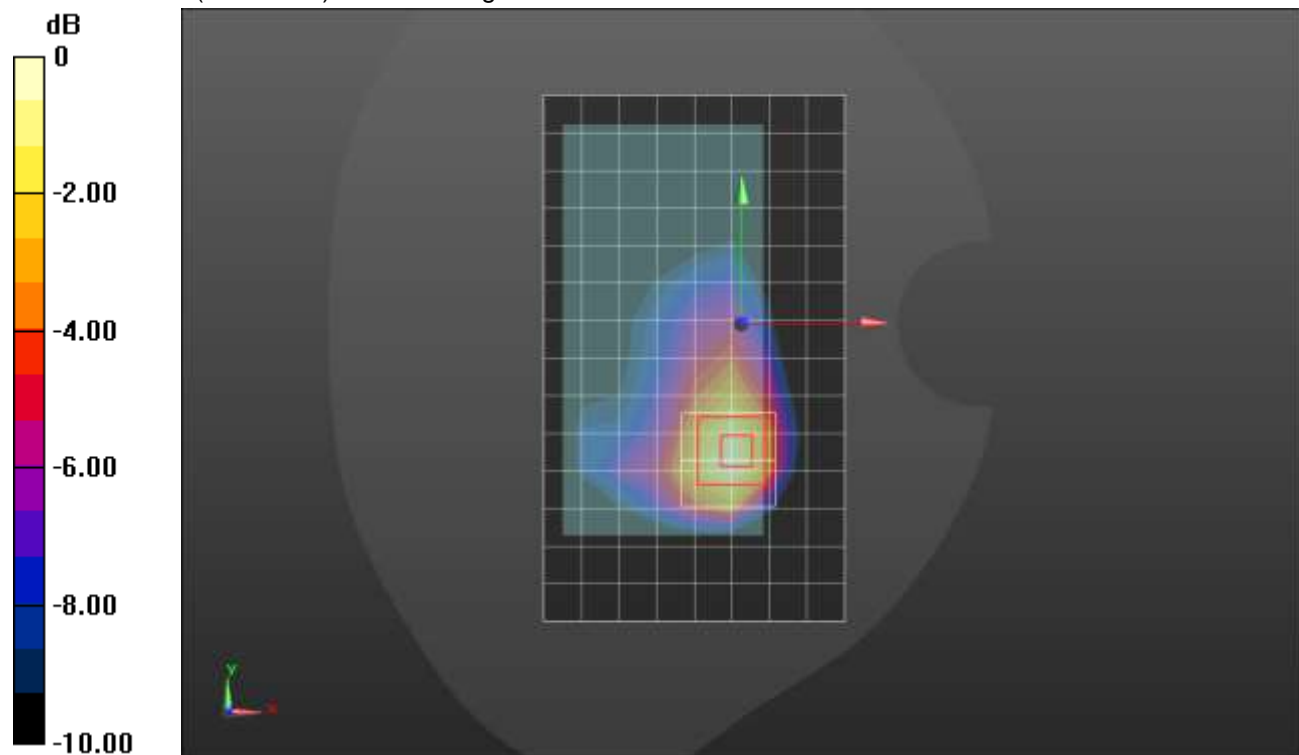
**SAR(1 g) = 0.547 W/kg; SAR(10 g) = 0.266 W/kg**

Smallest distance from peaks to all points 3 dB below = 9.2 mm

Ratio of SAR at M2 to SAR at M1 = 43.1%

[Info: Interpolated medium parameters used for SAR evaluation.](#)

Maximum value of SAR (measured) = 0.916 W/kg



0 dB = 0.916 W/kg = -0.38 dBW/kg

### Bluetooth (Pstandalone) ANT 3

Frequency: 2402 MHz; Duty Cycle: 1:1; Room Ambient Temperature: 24.0°C; Liquid Temperature: 23.0°C

Medium parameters used (interpolated):  $f = 2402$  MHz;  $\sigma = 1.814$  S/m;  $\epsilon_r = 40.397$ ;  $\rho = 1000$  kg/m<sup>3</sup>

DASY5 Configuration:

- Area Scan Setting: Find Secondary Maximum Within: 2.0 dB and with a peak SAR value greater than 0.0012W/kg
- Electronics: DAE4 Sn1540; Calibrated: 1/27/2021
- Probe: EX3DV4 - SN7500; ConvF(7.69, 7.69, 7.69) @ 2402 MHz; Calibrated: 3/18/2021
- Sensor-Surface: 2.5mm (Mechanical Surface Detection)
- Phantom: Twin-SAM V5.0 (30deg probe tilt); Type: QD 000 P40 CD; Serial: 1831

**Edge 4/GFSK\_ch 0/Area Scan (7x14x1):** Measurement grid: dx=12mm, dy=12mm

[Info: Interpolated medium parameters used for SAR evaluation.](#)

Maximum value of SAR (measured) = 0.714 W/kg

**Edge 4/GFSK\_ch 0/Zoom Scan (7x7x7)/Cube 0:** Measurement grid: dx=5mm, dy=5mm, dz=5mm

Reference Value = 20.06 V/m; Power Drift = 0.04 dB

Peak SAR (extrapolated) = 1.36 W/kg

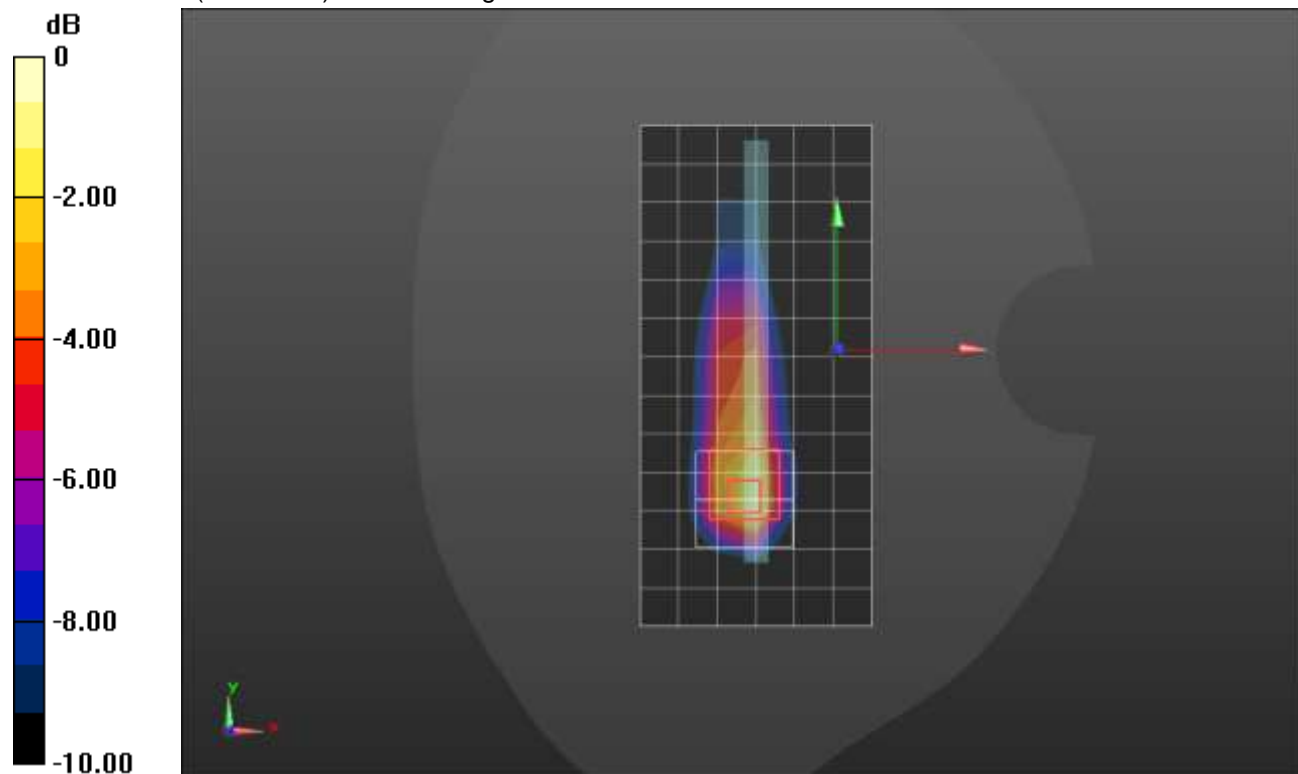
**SAR(1 g) = 0.565 W/kg; SAR(10 g) = 0.247 W/kg**

Smallest distance from peaks to all points 3 dB below = 9 mm

Ratio of SAR at M2 to SAR at M1 = 43.1%

[Info: Interpolated medium parameters used for SAR evaluation.](#)

Maximum value of SAR (measured) = 0.846 W/kg



0 dB = 0.846 W/kg = -0.73 dBW/kg

## Bluetooth (Plow) ANT 4

Frequency: 2441 MHz; Duty Cycle: 1:1; Room Ambient Temperature: 24.0°C; Liquid Temperature: 23.0°C  
 Medium parameters used (interpolated):  $f = 2441 \text{ MHz}$ ;  $\sigma = 1.738 \text{ S/m}$ ;  $\epsilon_r = 39.606$ ;  $\rho = 1000 \text{ kg/m}^3$

DASY5 Configuration:

- Area Scan Setting: Find Secondary Maximum Within: 2.0 dB and with a peak SAR value greater than 0.0012W/kg
- Electronics: DAE4 Sn1544; Calibrated: 1/27/2021
- Probe: EX3DV4 - SN7501; ConvF(7.91, 7.91, 7.91) @ 2441 MHz; Calibrated: 3/18/2021
- Sensor-Surface: 1.4mm (Mechanical Surface Detection)
- Phantom: Twin-SAM V5.0 (30deg probe tilt); Type: QD 000 P40 CD; Serial: 1831

**LHS/Touch\_GFSK\_ch 39/Area Scan (9x15x1):** Measurement grid: dx=12mm, dy=12mm

[Info: Interpolated medium parameters used for SAR evaluation.](#)

Maximum value of SAR (measured) = 0.0442 W/kg

**LHS/Touch\_GFSK\_ch 39/Zoom Scan (7x7x7)/Cube 0:** Measurement grid: dx=5mm, dy=5mm, dz=5mm

Reference Value = 4.529 V/m; Power Drift = -0.06 dB

Peak SAR (extrapolated) = 0.0780 W/kg

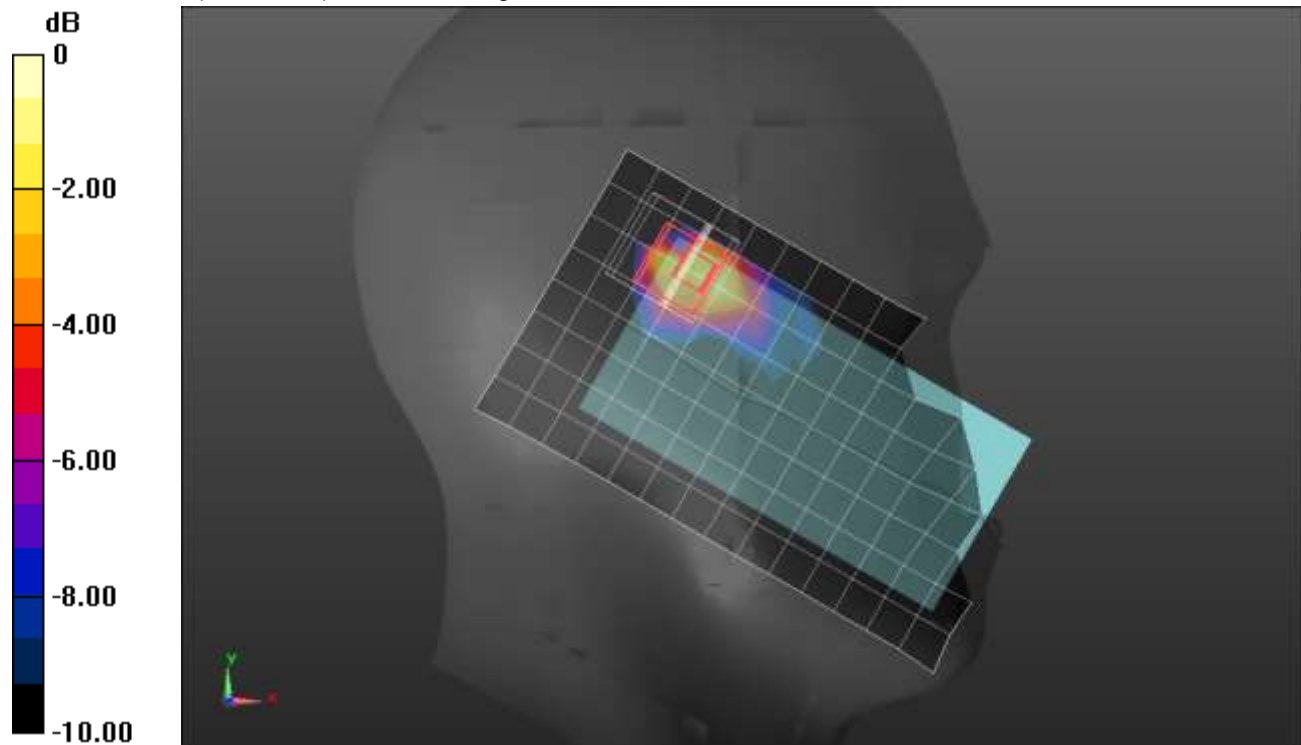
**SAR(1 g) = 0.036 W/kg; SAR(10 g) = 0.015 W/kg**

Smallest distance from peaks to all points 3 dB below: Larger than measurement grid

Ratio of SAR at M2 to SAR at M1 = 47.6%

[Info: Interpolated medium parameters used for SAR evaluation.](#)

Maximum value of SAR (measured) = 0.0569 W/kg



0 dB = 0.0569 W/kg = -12.45 dBW/kg

## Bluetooth (Plow) ANT 4

Frequency: 2441 MHz; Duty Cycle: 1:1; Room Ambient Temperature: 24.0°C; Liquid Temperature: 23.0°C  
 Medium parameters used (interpolated):  $f = 2441 \text{ MHz}$ ;  $\sigma = 1.738 \text{ S/m}$ ;  $\epsilon_r = 39.606$ ;  $\rho = 1000 \text{ kg/m}^3$

DASY5 Configuration:

- Area Scan Setting: Find Secondary Maximum Within: 2.0 dB and with a peak SAR value greater than 0.0012W/kg
- Electronics: DAE4 Sn1544; Calibrated: 1/27/2021
- Probe: EX3DV4 - SN7501; ConvF(7.91, 7.91, 7.91) @ 2441 MHz; Calibrated: 3/18/2021
- Sensor-Surface: 1.4mm (Mechanical Surface Detection)
- Phantom: Twin-SAM V5.0 (30deg probe tilt); Type: QD 000 P40 CD; Serial: 1831

**Rear/GFSK\_ch 39/Area Scan (10x16x1):** Measurement grid: dx=12mm, dy=12mm

[Info: Interpolated medium parameters used for SAR evaluation.](#)

Maximum value of SAR (measured) = 0.0483 W/kg

**Rear/GFSK\_ch 39/Zoom Scan (7x7x7)/Cube 0:** Measurement grid: dx=5mm, dy=5mm, dz=5mm

Reference Value = 4.919 V/m; Power Drift = 0.06 dB

Peak SAR (extrapolated) = 0.139 W/kg

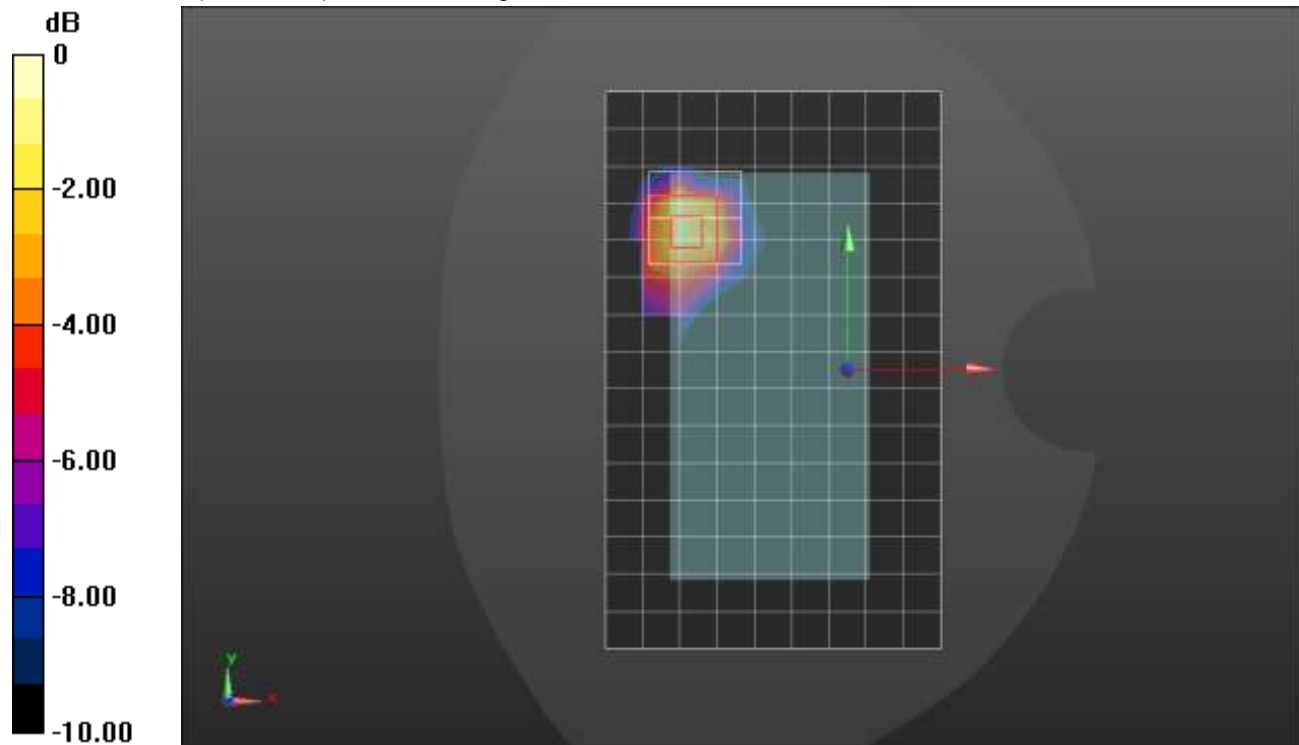
**SAR(1 g) = 0.035 W/kg; SAR(10 g) = 0.014 W/kg**

Smallest distance from peaks to all points 3 dB below: Larger than measurement grid

Ratio of SAR at M2 to SAR at M1 = 41.8%

[Info: Interpolated medium parameters used for SAR evaluation.](#)

Maximum value of SAR (measured) = 0.0582 W/kg



0 dB = 0.0582 W/kg = -12.35 dBW/kg



## Bluetooth (Plow) ANT 4

Frequency: 2441 MHz; Duty Cycle: 1:1; Room Ambient Temperature: 24.0°C; Liquid Temperature: 23.0°C

Medium parameters used (interpolated):  $f = 2441$  MHz;  $\sigma = 1.866$  S/m;  $\epsilon_r = 40.25$ ;  $\rho = 1000$  kg/m<sup>3</sup>

DASY5 Configuration:

- Area Scan Setting: Find Secondary Maximum Within: 2.0 dB and with a peak SAR value greater than 0.0012W/kg
- Electronics: DAE4 Sn1540; Calibrated: 1/27/2021
- Probe: EX3DV4 - SN7500; ConvF(7.69, 7.69, 7.69) @ 2441 MHz; Calibrated: 3/18/2021
- Sensor-Surface: 2.5mm (Mechanical Surface Detection)
- Phantom: Twin-SAM V5.0 (30deg probe tilt); Type: QD 000 P40 CD; Serial: 1831

**Edge 2/GFSK\_ch 39/Area Scan (6x16x1):** Measurement grid: dx=12mm, dy=12mm

[Info: Interpolated medium parameters used for SAR evaluation.](#)

Maximum value of SAR (measured) = 0.0642 W/kg

**Edge 2/GFSK\_ch 39/Zoom Scan (7x7x7)/Cube 0:** Measurement grid: dx=5mm, dy=5mm, dz=5mm

Reference Value = 5.866 V/m; Power Drift = -0.08 dB

Peak SAR (extrapolated) = 0.129 W/kg

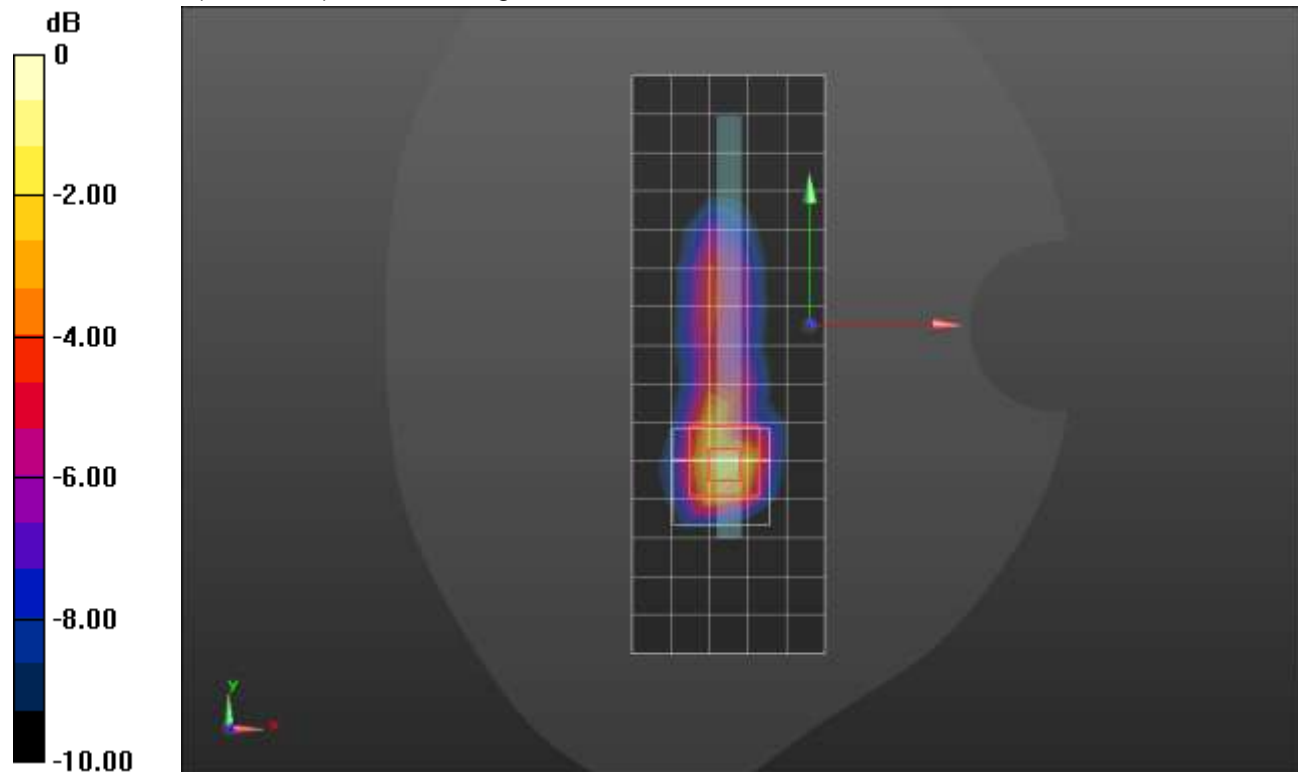
**SAR(1 g) = 0.053 W/kg; SAR(10 g) = 0.023 W/kg**

Smallest distance from peaks to all points 3 dB below: Larger than measurement grid

Ratio of SAR at M2 to SAR at M1 = 43.6%

[Info: Interpolated medium parameters used for SAR evaluation.](#)

Maximum value of SAR (measured) = 0.0777 W/kg



0 dB = 0.0777 W/kg = -11.10 dBW/kg

## Bluetooth (Phigh) ANT 4

Frequency: 2441 MHz; Duty Cycle: 1:1; Room Ambient Temperature: 24.0°C; Liquid Temperature: 23.0°C  
 Medium parameters used (interpolated):  $f = 2441 \text{ MHz}$ ;  $\sigma = 1.738 \text{ S/m}$ ;  $\epsilon_r = 39.606$ ;  $\rho = 1000 \text{ kg/m}^3$

DASY5 Configuration:

- Area Scan Setting: Find Secondary Maximum Within: 2.0 dB and with a peak SAR value greater than 0.0012W/kg
- Electronics: DAE4 Sn1544; Calibrated: 1/27/2021
- Probe: EX3DV4 - SN7501; ConvF(7.91, 7.91, 7.91) @ 2441 MHz; Calibrated: 3/18/2021
- Sensor-Surface: 1.4mm (Mechanical Surface Detection)
- Phantom: Twin-SAM V5.0 (30deg probe tilt); Type: QD 000 P40 CE; Serial: xxxx

**LHS/Touch\_GFSK\_ch 39/Area Scan (9x16x1):** Measurement grid: dx=12mm, dy=12mm

[Info: Interpolated medium parameters used for SAR evaluation.](#)

Maximum value of SAR (measured) = 0.155 W/kg

**LHS/Touch\_GFSK\_ch 39/Zoom Scan (7x7x7)/Cube 0:** Measurement grid: dx=5mm, dy=5mm, dz=5mm

Reference Value = 9.514 V/m; Power Drift = 0.11 dB

Peak SAR (extrapolated) = 0.268 W/kg

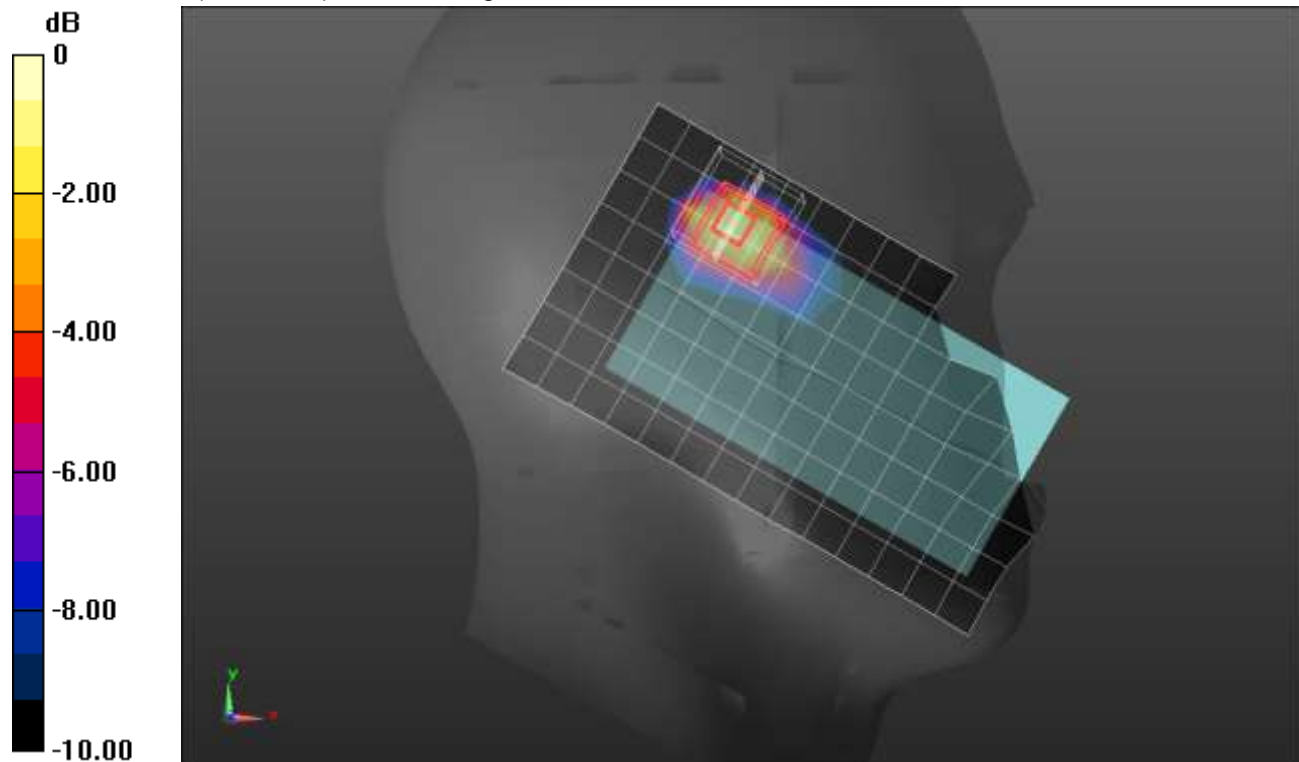
**SAR(1 g) = 0.121 W/kg; SAR(10 g) = 0.056 W/kg**

Smallest distance from peaks to all points 3 dB below = 5.8 mm

Ratio of SAR at M2 to SAR at M1 = 44.6%

[Info: Interpolated medium parameters used for SAR evaluation.](#)

Maximum value of SAR (measured) = 0.202 W/kg



0 dB = 0.202 W/kg = -6.95 dBW/kg

## Bluetooth (Phigh) ANT 4

Frequency: 2441 MHz; Duty Cycle: 1:1; Room Ambient Temperature: 24.0°C; Liquid Temperature: 23.0°C  
 Medium parameters used (interpolated):  $f = 2441$  MHz;  $\sigma = 1.738$  S/m;  $\epsilon_r = 39.606$ ;  $\rho = 1000$  kg/m<sup>3</sup>

DASY5 Configuration:

- Area Scan Setting: Find Secondary Maximum Within: 2.0 dB and with a peak SAR value greater than 0.0012W/kg
- Electronics: DAE4 Sn1544; Calibrated: 1/27/2021
- Probe: EX3DV4 - SN7501; ConvF(7.91, 7.91, 7.91) @ 2441 MHz; Calibrated: 3/18/2021
- Sensor-Surface: 1.4mm (Mechanical Surface Detection)
- Phantom: Twin-SAM V5.0 (30deg probe tilt); Type: QD 000 P40 CD; Serial: 1831

**Front/GFSK\_ch 39/Area Scan (9x15x1):** Measurement grid: dx=12mm, dy=12mm

[Info: Interpolated medium parameters used for SAR evaluation.](#)

Maximum value of SAR (measured) = 0.0920 W/kg

**Front/GFSK\_ch 39/Zoom Scan (7x9x7)/Cube 0:** Measurement grid: dx=5mm, dy=5mm, dz=5mm

Reference Value = 6.467 V/m; Power Drift = 0.11 dB

Peak SAR (extrapolated) = 0.117 W/kg

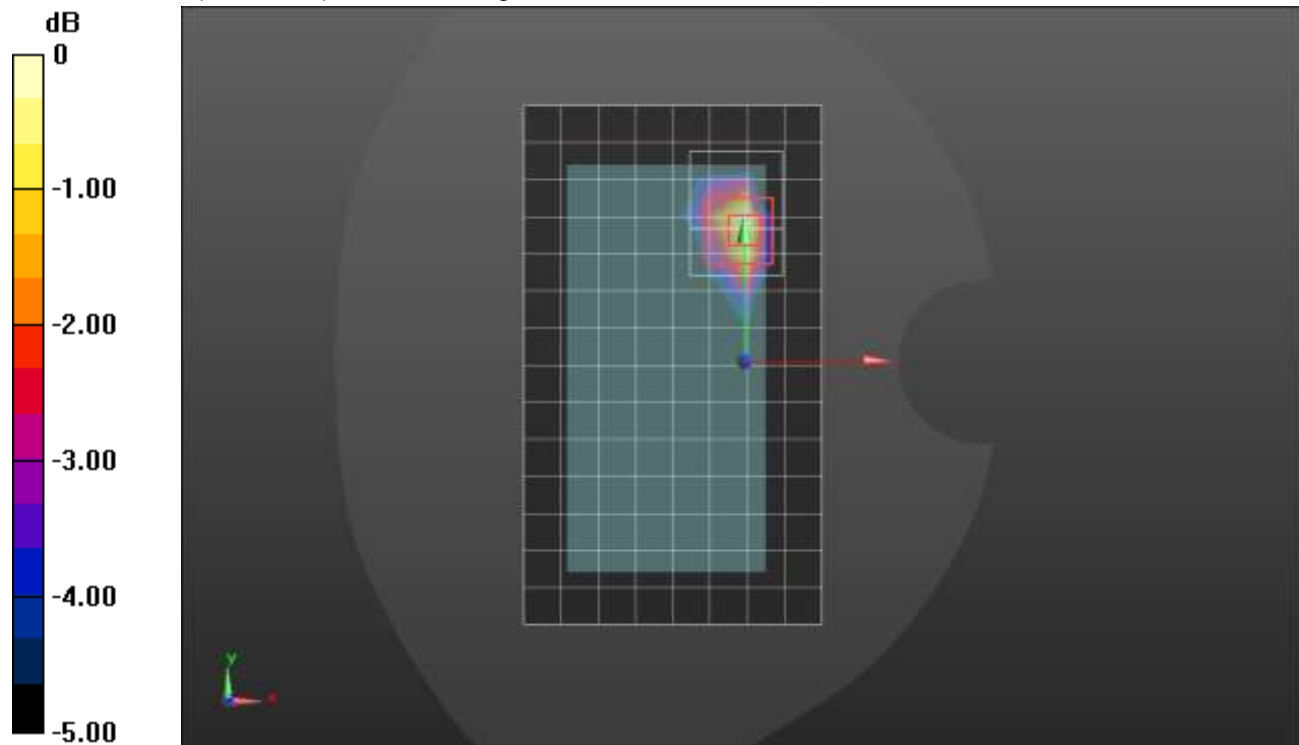
**SAR(1 g) = 0.054 W/kg; SAR(10 g) = 0.026 W/kg**

Smallest distance from peaks to all points 3 dB below: Larger than measurement grid

Ratio of SAR at M2 to SAR at M1 = 46%

[Info: Interpolated medium parameters used for SAR evaluation.](#)

Maximum value of SAR (measured) = 0.0911 W/kg



0 dB = 0.0911 W/kg = -10.40 dBW/kg

## Bluetooth (Phigh) ANT 4

Frequency: 2441 MHz; Duty Cycle: 1:1; Room Ambient Temperature: 24.0°C; Liquid Temperature: 23.0°C

Medium parameters used (interpolated):  $f = 2441$  MHz;  $\sigma = 1.738$  S/m;  $\epsilon_r = 39.606$ ;  $\rho = 1000$  kg/m<sup>3</sup>

DASY5 Configuration:

- Area Scan Setting: Find Secondary Maximum Within: 2.0 dB and with a peak SAR value greater than 0.0012W/kg
- Electronics: DAE4 Sn1544; Calibrated: 1/27/2021
- Probe: EX3DV4 - SN7501; ConvF(7.91, 7.91, 7.91) @ 2441 MHz; Calibrated: 3/18/2021
- Sensor-Surface: 2.5mm (Mechanical Surface Detection)
- Phantom: Twin-SAM V5.0 (30deg probe tilt); Type: QD 000 P40 CD; Serial: 1831

**Edge 2/GFSK\_ch 39/Area Scan (8x18x1):** Measurement grid: dx=12mm, dy=12mm

[Info: Interpolated medium parameters used for SAR evaluation.](#)

Maximum value of SAR (measured) = 0.193 W/kg

**Edge 2/GFSK\_ch 39/Zoom Scan (7x7x7)/Cube 0:** Measurement grid: dx=5mm, dy=5mm, dz=5mm

Reference Value = 10.45 V/m; Power Drift = 0.11 dB

Peak SAR (extrapolated) = 0.307 W/kg

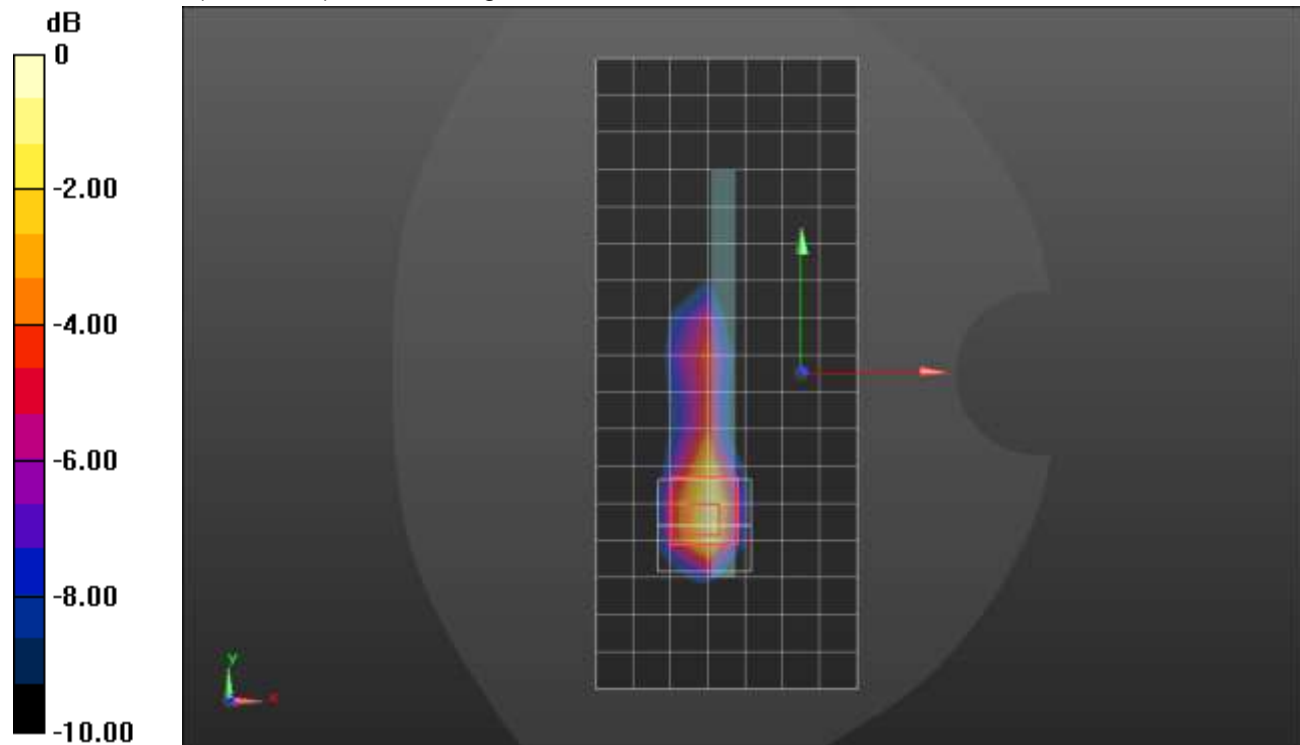
**SAR(1 g) = 0.141 W/kg; SAR(10 g) = 0.061 W/kg**

Smallest distance from peaks to all points 3 dB below = 8 mm

Ratio of SAR at M2 to SAR at M1 = 47.1%

[Info: Interpolated medium parameters used for SAR evaluation.](#)

Maximum value of SAR (measured) = 0.205 W/kg



0 dB = 0.205 W/kg = -6.88 dBW/kg

## Bluetooth (Pstandalone) ANT 4

Frequency: 2402 MHz; Duty Cycle: 1:1; Room Ambient Temperature: 24.0°C; Liquid Temperature: 23.0°C  
 Medium parameters used (interpolated):  $f = 2402$  MHz;  $\sigma = 1.798$  S/m;  $\epsilon_r = 38.05$ ;  $\rho = 1000$  kg/m<sup>3</sup>

DASY5 Configuration:

- Area Scan Setting: Find Secondary Maximum Within: 2.0 dB and with a peak SAR value greater than 0.0012W/kg
- Electronics: DAE4 Sn1540; Calibrated: 1/27/2021
- Probe: EX3DV4 - SN7500; ConvF(7.69, 7.69, 7.69) @ 2402 MHz; Calibrated: 3/18/2021
- Sensor-Surface: 1.4mm (Mechanical Surface Detection)
- Phantom: Twin-SAM V5.0 (30deg probe tilt); Type: QD 000 P40 CE; Serial: xxxx

**LHS/Touch\_GFSK\_ch 0/Area Scan (10x16x1):** Measurement grid: dx=12mm, dy=12mm

[Info: Interpolated medium parameters used for SAR evaluation.](#)

Maximum value of SAR (measured) = 1.02 W/kg

**LHS/Touch\_GFSK\_ch 0/Zoom Scan (7x7x7)/Cube 0:** Measurement grid: dx=5mm, dy=5mm, dz=5mm

Reference Value = 22.77 V/m; Power Drift = -0.15 dB

Peak SAR (extrapolated) = 1.78 W/kg

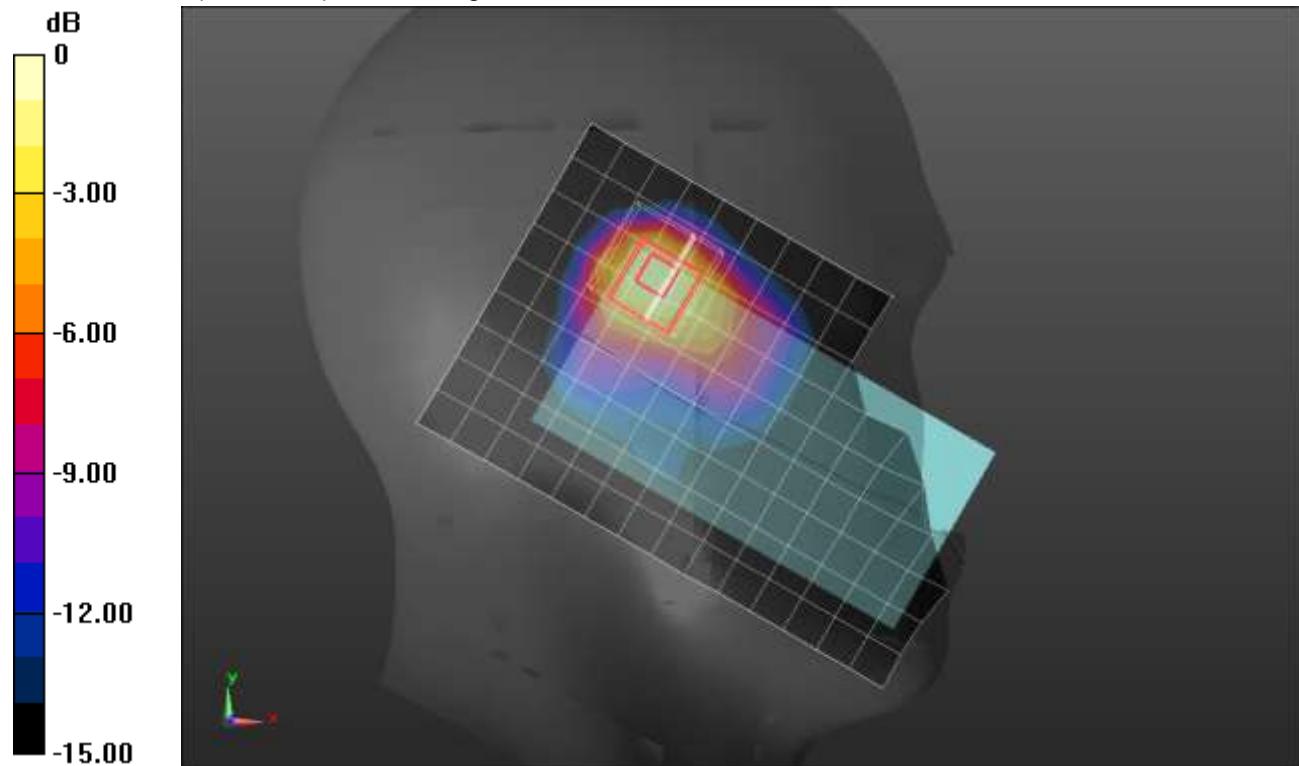
**SAR(1 g) = 0.783 W/kg; SAR(10 g) = 0.365 W/kg**

Smallest distance from peaks to all points 3 dB below = 8.4 mm

Ratio of SAR at M2 to SAR at M1 = 41.4%

[Info: Interpolated medium parameters used for SAR evaluation.](#)

Maximum value of SAR (measured) = 1.35 W/kg



0 dB = 1.35 W/kg = 1.30 dBW/kg

## Bluetooth (Pstandalone) ANT 4

Frequency: 2441 MHz; Duty Cycle: 1:1; Room Ambient Temperature: 24.0°C; Liquid Temperature: 23.0°C  
 Medium parameters used (interpolated):  $f = 2441 \text{ MHz}$ ;  $\sigma = 1.775 \text{ S/m}$ ;  $\epsilon_r = 37.817$ ;  $\rho = 1000 \text{ kg/m}^3$

DASY5 Configuration:

- Area Scan Setting: Find Secondary Maximum Within: 2.0 dB and with a peak SAR value greater than 0.0012W/kg
- Electronics: DAE4 Sn1540; Calibrated: 1/27/2021
- Probe: EX3DV4 - SN7500; ConvF(7.69, 7.69, 7.69) @ 2441 MHz; Calibrated: 3/18/2021
- Sensor-Surface: 1.4mm (Mechanical Surface Detection)
- Phantom: Twin-SAM V5.0 (30deg probe tilt); Type: QD 000 P40 CE; Serial: xxxx

**Rear/GFSK\_ch 39/Area Scan (9x16x1):** Measurement grid: dx=12mm, dy=12mm

[Info: Interpolated medium parameters used for SAR evaluation.](#)

Maximum value of SAR (measured) = 0.880 W/kg

**Rear/GFSK\_ch 39/Zoom Scan (7x7x7)/Cube 0:** Measurement grid: dx=5mm, dy=5mm, dz=5mm

Reference Value = 19.72 V/m; Power Drift = -0.09 dB

Peak SAR (extrapolated) = 1.46 W/kg

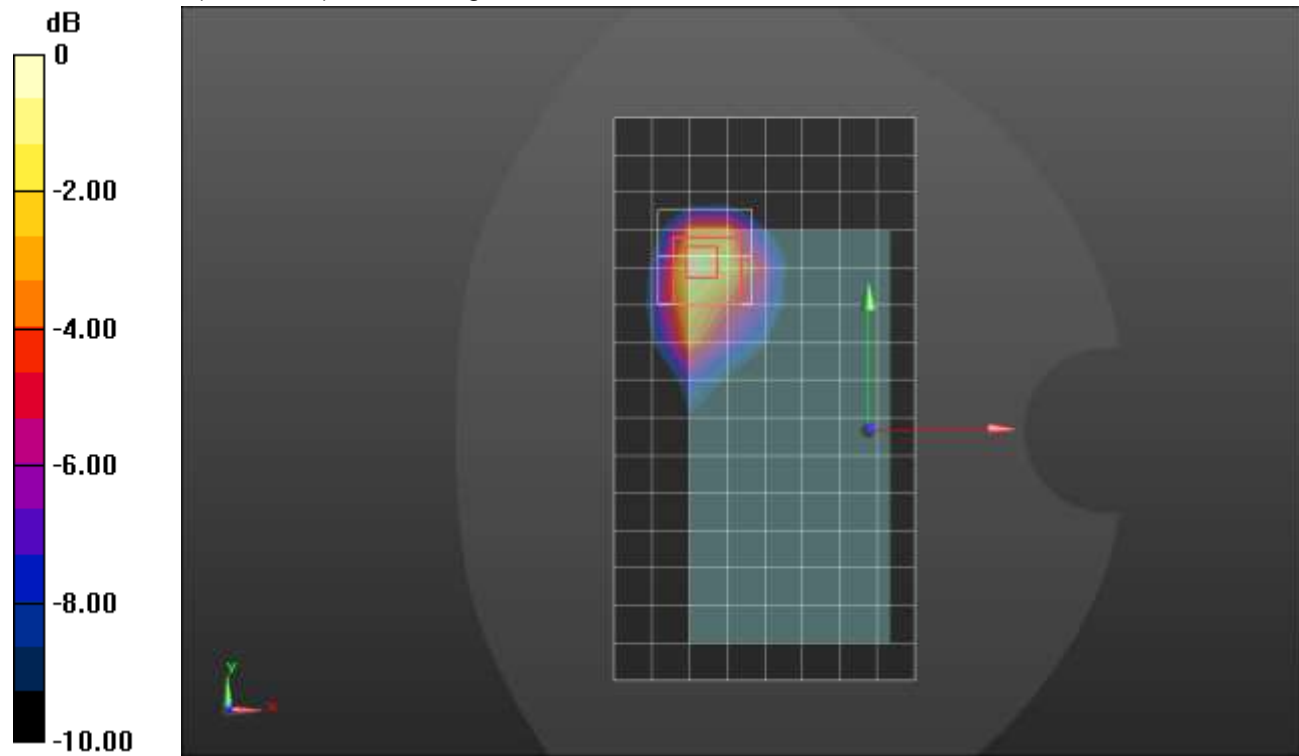
**SAR(1 g) = 0.530 W/kg; SAR(10 g) = 0.238 W/kg**

Smallest distance from peaks to all points 3 dB below = 9.2 mm

Ratio of SAR at M2 to SAR at M1 = 35.1%

[Info: Interpolated medium parameters used for SAR evaluation.](#)

Maximum value of SAR (measured) = 1.03 W/kg



0 dB = 1.03 W/kg = 0.13 dBW/kg

### n5 ANT 1

Frequency: 836.6 MHz; Duty Cycle: 1:1; Room Ambient Temperature: 24.0°C; Liquid Temperature: 23.0°C  
 Medium parameters used (interpolated):  $f = 836.6$  MHz;  $\sigma = 0.914$  S/m;  $\epsilon_r = 41.096$ ;  $\rho = 1000$  kg/m<sup>3</sup>

DASY5 Configuration:

- Area Scan Setting: Find Secondary Maximum Within: 2.0 dB and with a peak SAR value greater than 0.0012W/kg
- Electronics: DAE4 Sn1434; Calibrated: 10/12/2020
- Probe: EX3DV4 - SN3686; ConvF(9.3, 9.3, 9.3); Calibrated: 9/21/2020;
- Sensor-Surface: 1.4mm (Mechanical Surface Detection)
- Phantom: SAM B with CRP; Type: SAM; Serial: 1751

### RHS/Touch\_QPSK RB 1,53 Ch 167300/Area Scan (8x13x1):

Measurement grid: dx=15mm, dy=15mm  
[Info: Interpolated medium parameters used for SAR evaluation.](#)

Maximum value of SAR (measured) = 0.187 W/kg

### RHS/Touch\_QPSK RB 1,53 Ch 167300/Zoom Scan (5x5x7)/Cube 0:

Measurement grid: dx=8mm, dy=8mm, dz=5mm

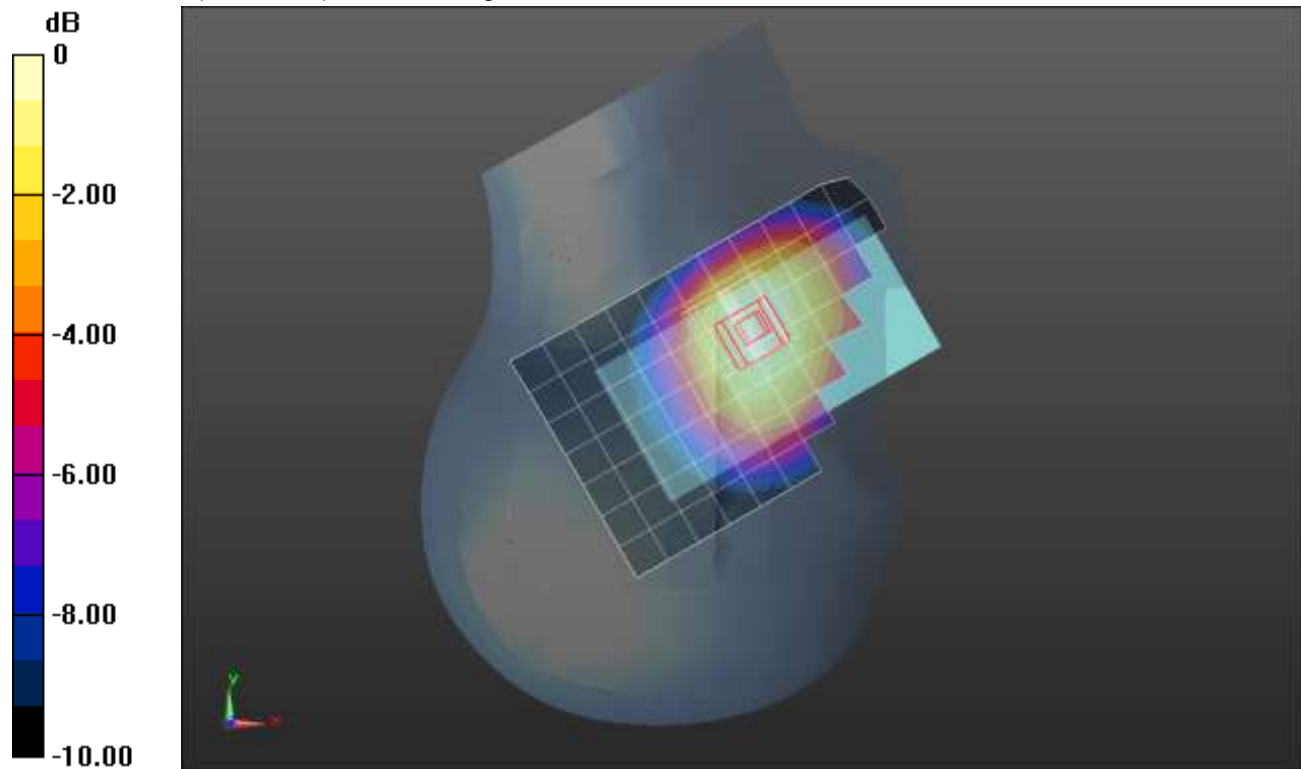
Reference Value = 14.000 V/m; Power Drift = 0.16 dB

Peak SAR (extrapolated) = 0.216 W/kg

**SAR(1 g) = 0.157 W/kg; SAR(10 g) = 0.119 W/kg**

[Info: Interpolated medium parameters used for SAR evaluation.](#)

Maximum value of SAR (measured) = 0.192 W/kg



0 dB = 0.192 W/kg = -7.17 dBW/kg



### n5 ANT 1

Frequency: 836.6 MHz; Duty Cycle: 1:1; Room Ambient Temperature: 24.0°C; Liquid Temperature: 23.0°C  
 Medium parameters used (interpolated):  $f = 836.6 \text{ MHz}$ ;  $\sigma = 0.914 \text{ S/m}$ ;  $\epsilon_r = 41.096$ ;  $\rho = 1000 \text{ kg/m}^3$

DASY5 Configuration:

- Area Scan Setting: Find Secondary Maximum Within: 2.0 dB and with a peak SAR value greater than 0.0012W/kg
- Electronics: DAE4 Sn1434; Calibrated: 10/12/2020
- Probe: EX3DV4 - SN3686; ConvF(9.3, 9.3, 9.3); Calibrated: 9/21/2020;
- Sensor-Surface: 1.4mm (Mechanical Surface Detection)
- Phantom: SAM B with CRP; Type: SAM; Serial: 1751

**Rear/QPSK RB 1,53 Ch 167300/Area Scan (9x14x1):** Measurement grid: dx=15mm, dy=15mm

[Info: Interpolated medium parameters used for SAR evaluation.](#)

Maximum value of SAR (measured) = 0.659 W/kg

**Rear/QPSK RB 1,53 Ch 167300/Zoom Scan (5x5x7)/Cube 0:** Measurement grid: dx=8mm, dy=8mm, dz=5mm

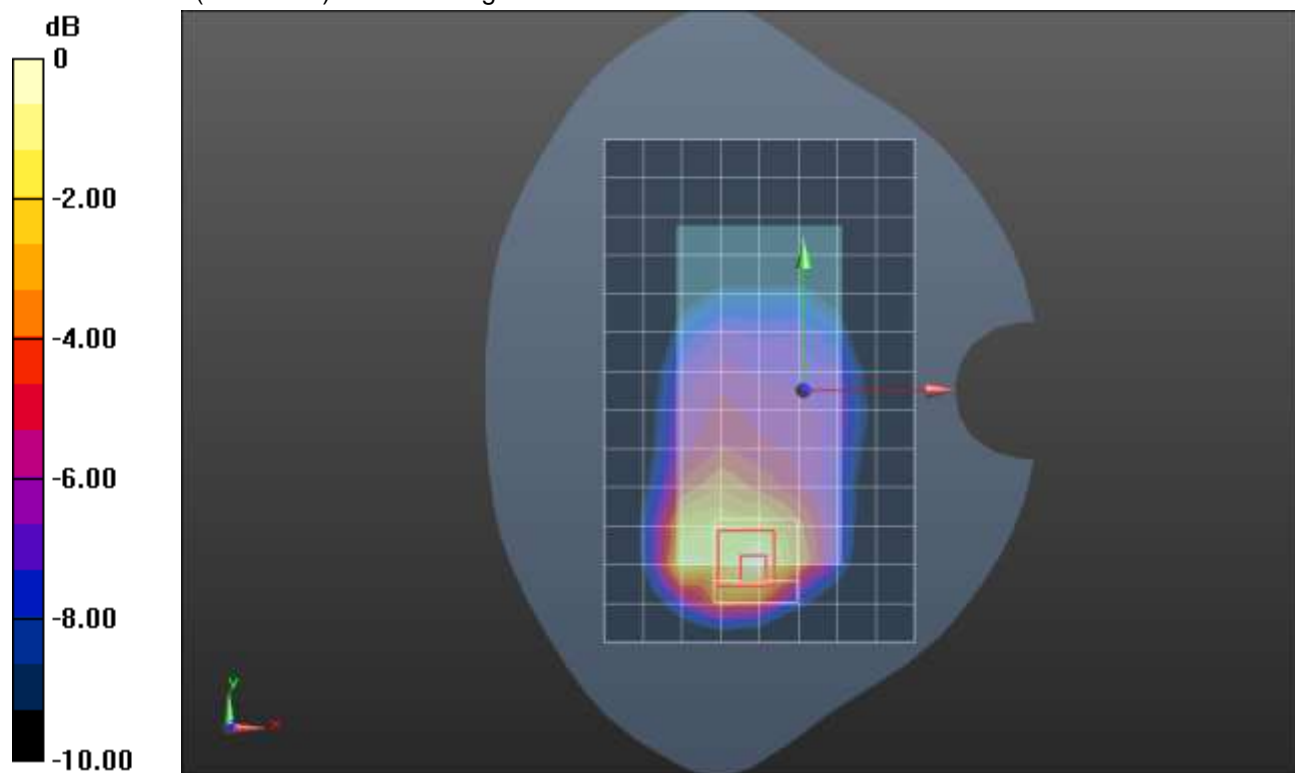
Reference Value = 24.633 V/m; Power Drift = 0.05 dB

Peak SAR (extrapolated) = 0.909 W/kg

**SAR(1 g) = 0.419 W/kg; SAR(10 g) = 0.232 W/kg**

[Info: Interpolated medium parameters used for SAR evaluation.](#)

Maximum value of SAR (measured) = 0.657 W/kg



0 dB = 0.657 W/kg = -1.82 dBW/kg

### n5 ANT 1

Frequency: 836.6 MHz; Duty Cycle: 1:1; Room Ambient Temperature: 24.0°C; Liquid Temperature: 23.0°C  
 Medium parameters used (interpolated):  $f = 836.6$  MHz;  $\sigma = 0.914$  S/m;  $\epsilon_r = 41.096$ ;  $\rho = 1000$  kg/m<sup>3</sup>

DASY5 Configuration:

- Area Scan Setting: Find Secondary Maximum Within: 2.0 dB and with a peak SAR value greater than 0.0012W/kg
- Electronics: DAE4 Sn1434; Calibrated: 10/12/2020
- Probe: EX3DV4 - SN3686; ConvF(9.3, 9.3, 9.3); Calibrated: 9/21/2020;
- Sensor-Surface: 1.4mm (Mechanical Surface Detection)
- Phantom: SAM B with CRP; Type: SAM; Serial: 1751

**Edge 2/QPSK RB 1,53 Ch 167300/Area Scan (7x14x1):** Measurement grid: dx=15mm, dy=15mm

[Info: Interpolated medium parameters used for SAR evaluation.](#)

Maximum value of SAR (measured) = 0.683 W/kg

**Edge 2/QPSK RB 1,53 Ch 167300/Zoom Scan (5x5x7)/Cube 0:** Measurement grid: dx=8mm, dy=8mm, dz=5mm

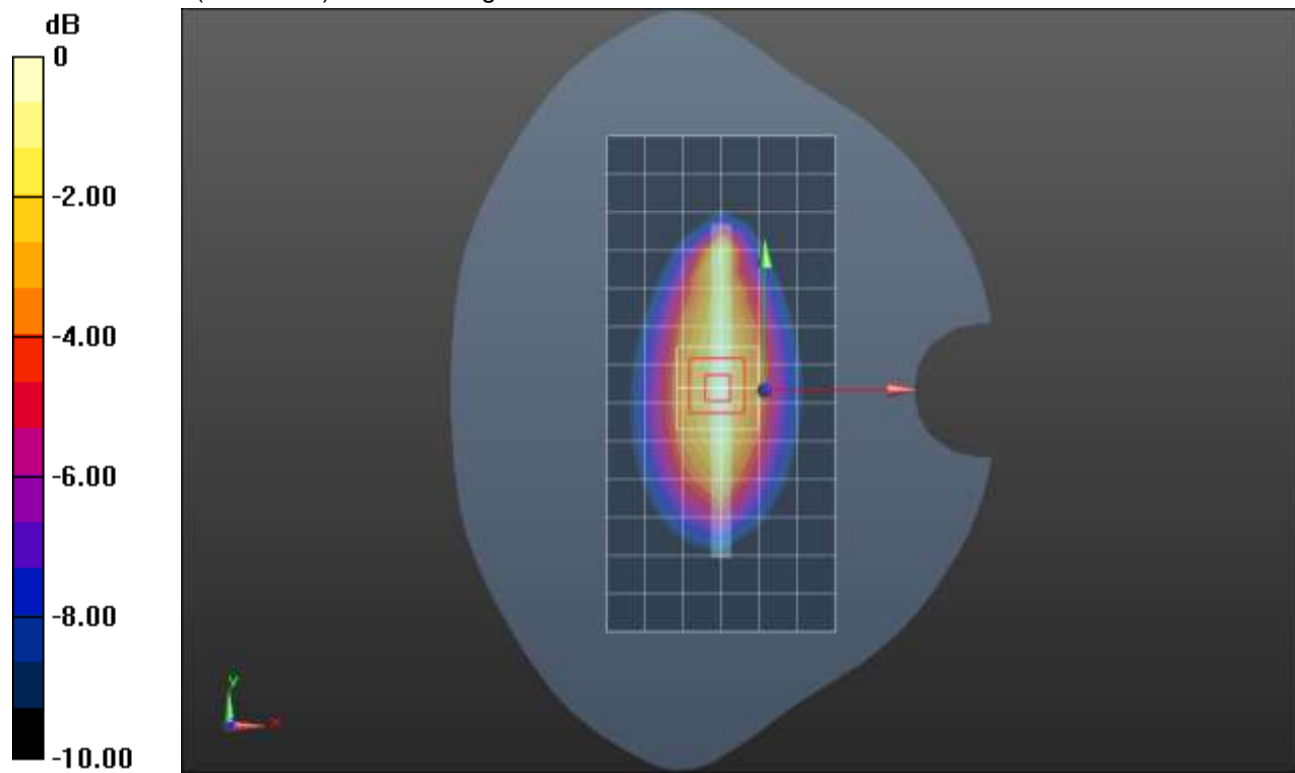
Reference Value = 25.631 V/m; Power Drift = 0.07 dB

Peak SAR (extrapolated) = 0.820 W/kg

**SAR(1 g) = 0.495 W/kg; SAR(10 g) = 0.318 W/kg**

[Info: Interpolated medium parameters used for SAR evaluation.](#)

Maximum value of SAR (measured) = 0.702 W/kg



0 dB = 0.702 W/kg = -1.54 dBW/kg

## n5 ANT 2

Frequency: 836.6 MHz; Duty Cycle: 1:1; Room Ambient Temperature: 24.0°C; Liquid Temperature: 23.0°C  
 Medium parameters used (interpolated):  $f = 836.6$  MHz;  $\sigma = 0.914$  S/m;  $\epsilon_r = 41.096$ ;  $\rho = 1000$  kg/m<sup>3</sup>

DASY5 Configuration:

- Area Scan Setting: Find Secondary Maximum Within: 2.0 dB and with a peak SAR value greater than 0.0012W/kg
- Electronics: DAE4 Sn1434; Calibrated: 10/12/2020
- Probe: EX3DV4 - SN3686; ConvF(9.3, 9.3, 9.3); Calibrated: 9/21/2020;
- Sensor-Surface: 1.4mm (Mechanical Surface Detection)
- Phantom: SAM B with CRP; Type: SAM; Serial: 1751

### RHS/Touch\_QPSK RB 1,53 Ch 167300/Area Scan (8x13x1): Measurement grid: dx=15mm, dy=15mm

[Info: Interpolated medium parameters used for SAR evaluation.](#)

Maximum value of SAR (measured) = 0.572 W/kg

### RHS/Touch\_QPSK RB 1,53 Ch 167300/Zoom Scan (5x5x7)/Cube 0: Measurement grid: dx=8mm, dy=8mm, dz=5mm


Reference Value = 23.523 V/m; Power Drift = -0.01 dB

Peak SAR (extrapolated) = 0.942 W/kg

**SAR(1 g) = 0.438 W/kg; SAR(10 g) = 0.288 W/kg**

[Info: Interpolated medium parameters used for SAR evaluation.](#)

Maximum value of SAR (measured) = 0.710 W/kg



0 dB = 0.710 W/kg = -1.49 dBW/kg

## n5 ANT 2

Frequency: 836.6 MHz; Duty Cycle: 1:1; Room Ambient Temperature: 24.0°C; Liquid Temperature: 23.0°C  
 Medium parameters used (interpolated):  $f = 836.6$  MHz;  $\sigma = 0.914$  S/m;  $\epsilon_r = 41.096$ ;  $\rho = 1000$  kg/m<sup>3</sup>

DASY5 Configuration:

- Area Scan Setting: Find Secondary Maximum Within: 2.0 dB and with a peak SAR value greater than 0.0012W/kg
- Electronics: DAE4 Sn1434; Calibrated: 10/12/2020
- Probe: EX3DV4 - SN3686; ConvF(9.3, 9.3, 9.3); Calibrated: 9/21/2020;
- Sensor-Surface: 1.4mm (Mechanical Surface Detection)
- Phantom: SAM B with CRP; Type: SAM; Serial: 1751

**Rear/QPSK RB 1,53 Ch 167300/Area Scan (9x14x1):** Measurement grid: dx=15mm, dy=15mm

[Info: Interpolated medium parameters used for SAR evaluation.](#)

Maximum value of SAR (measured) = 0.341 W/kg

**Rear/QPSK RB 1,53 Ch 167300/Zoom Scan (6x6x7)/Cube 0:** Measurement grid: dx=8mm, dy=8mm, dz=5mm

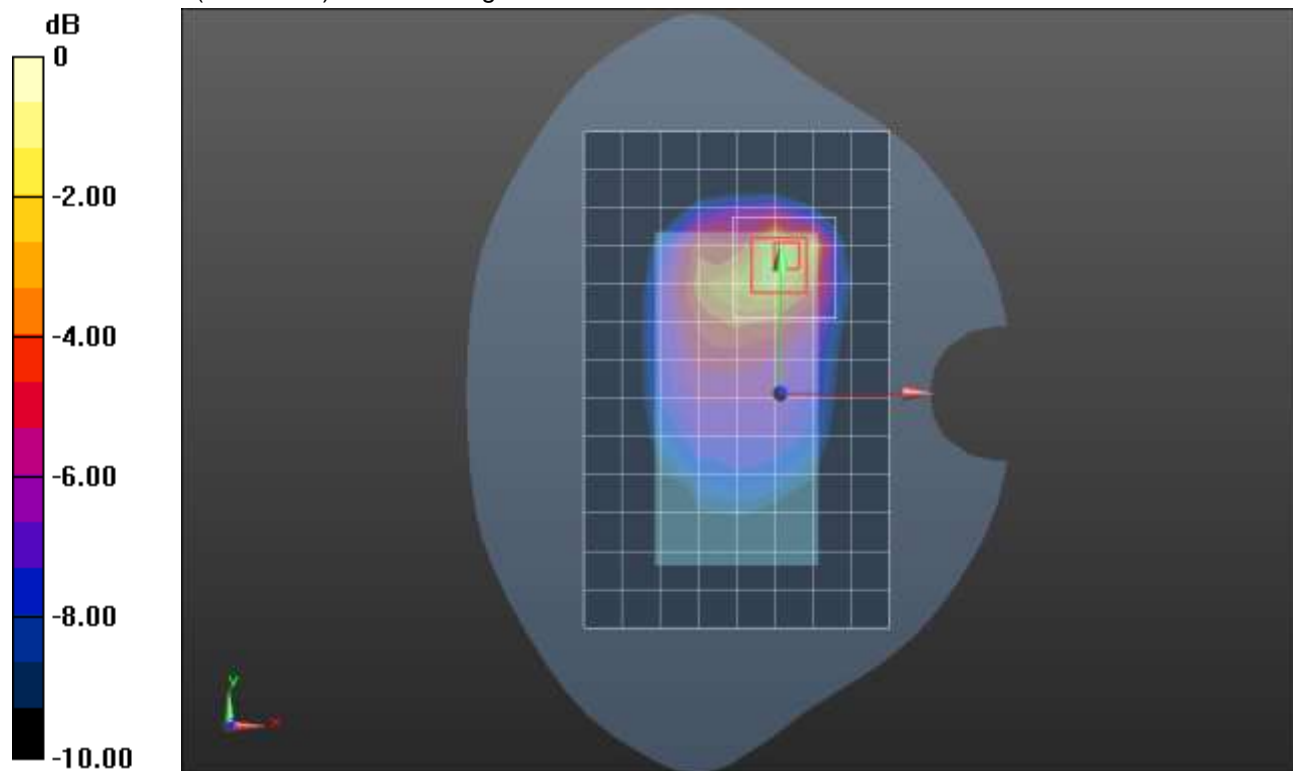
Reference Value = 17.997 V/m; Power Drift = 0.13 dB

Peak SAR (extrapolated) = 0.700 W/kg

**SAR(1 g) = 0.347 W/kg; SAR(10 g) = 0.203 W/kg**

[Info: Interpolated medium parameters used for SAR evaluation.](#)

Maximum value of SAR (measured) = 0.505 W/kg



0 dB = 0.505 W/kg = -2.97 dBW/kg

### n7 ANT 1

Frequency: 2560 MHz; Duty Cycle: 1:1; Room Ambient Temperature: 24.0°C; Liquid Temperature: 23.0°C  
 Medium parameters used:  $f = 2560 \text{ MHz}$ ;  $\sigma = 1.929 \text{ S/m}$ ;  $\epsilon_r = 38.963$ ;  $\rho = 1000 \text{ kg/m}^3$

DASY5 Configuration:

- Area Scan Setting: Find Secondary Maximum Within: 2.0 dB and with a peak SAR value greater than 0.0012W/kg
- Electronics: DAE4 Sn1239; Calibrated: 7/29/2020
- Probe: EX3DV4 - SN7498; ConvF(7.66, 7.66, 7.66) @ 2560 MHz; Calibrated: 3/18/2021
- Sensor-Surface: 1.4mm (Mechanical Surface Detection)
- Phantom: Twin-SAM V8.0 (20deg probe tilt); Type: QD 000 P41 AA; Serial: 1957

**RHS/Touch\_QPSK RB 1,53 Ch 512000/Area Scan (10x16x1):** Measurement grid: dx=12mm, dy=12mm  
 Maximum value of SAR (measured) = 0.958 W/kg

**RHS/Touch\_QPSK RB 1,53 Ch 512000/Zoom Scan (7x7x7)/Cube 0:** Measurement grid: dx=5mm, dy=5mm, dz=5mm

Reference Value = 20.06 V/m; Power Drift = 0.16 dB

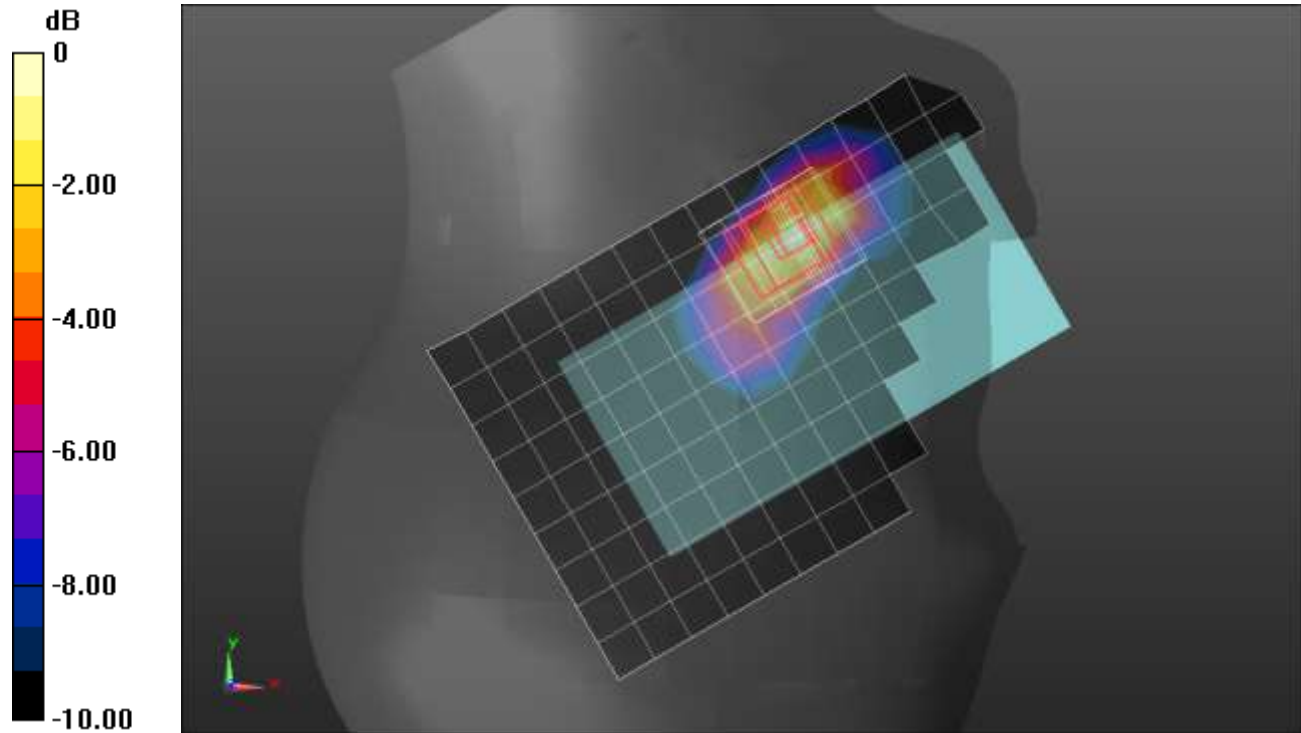
Peak SAR (extrapolated) = 1.18 W/kg

**SAR(1 g) = 0.624 W/kg; SAR(10 g) = 0.317 W/kg**

Smallest distance from peaks to all points 3 dB below = 8.7 mm

Ratio of SAR at M2 to SAR at M1 = 53%

Maximum value of SAR (measured) = 0.943 W/kg



0 dB = 0.943 W/kg = -0.25 dBW/kg

### n7 ANT 1

Frequency: 2560 MHz; Duty Cycle: 1:1; Room Ambient Temperature: 24.0°C; Liquid Temperature: 23.0°C

Medium parameters used:  $f = 2560$  MHz;  $\sigma = 1.929$  S/m;  $\epsilon_r = 38.963$ ;  $\rho = 1000$  kg/m<sup>3</sup>

DASY5 Configuration:

- Area Scan Setting: Find Secondary Maximum Within: 2.0 dB and with a peak SAR value greater than 0.0012W/kg
- Electronics: DAE4 Sn1239; Calibrated: 7/29/2020
- Probe: EX3DV4 - SN7498; ConvF(7.66, 7.66, 7.66) @ 2560 MHz; Calibrated: 3/18/2021
- Sensor-Surface: 1.4mm (Mechanical Surface Detection)
- Phantom: Twin-SAM V8.0 (20deg probe tilt); Type: QD 000 P41 AA; Serial: 1957

**Rear/QPSK RB 50,28 Ch 512000/Area Scan (10x16x1):** Measurement grid: dx=12mm, dy=12mm

Maximum value of SAR (measured) = 1.19 W/kg

**Rear/QPSK RB 50,28 Ch 512000/Zoom Scan (7x7x7)/Cube 0:** Measurement grid: dx=5mm, dy=5mm,

dz=5mm

Reference Value = 22.83 V/m; Power Drift = 0.13 dB

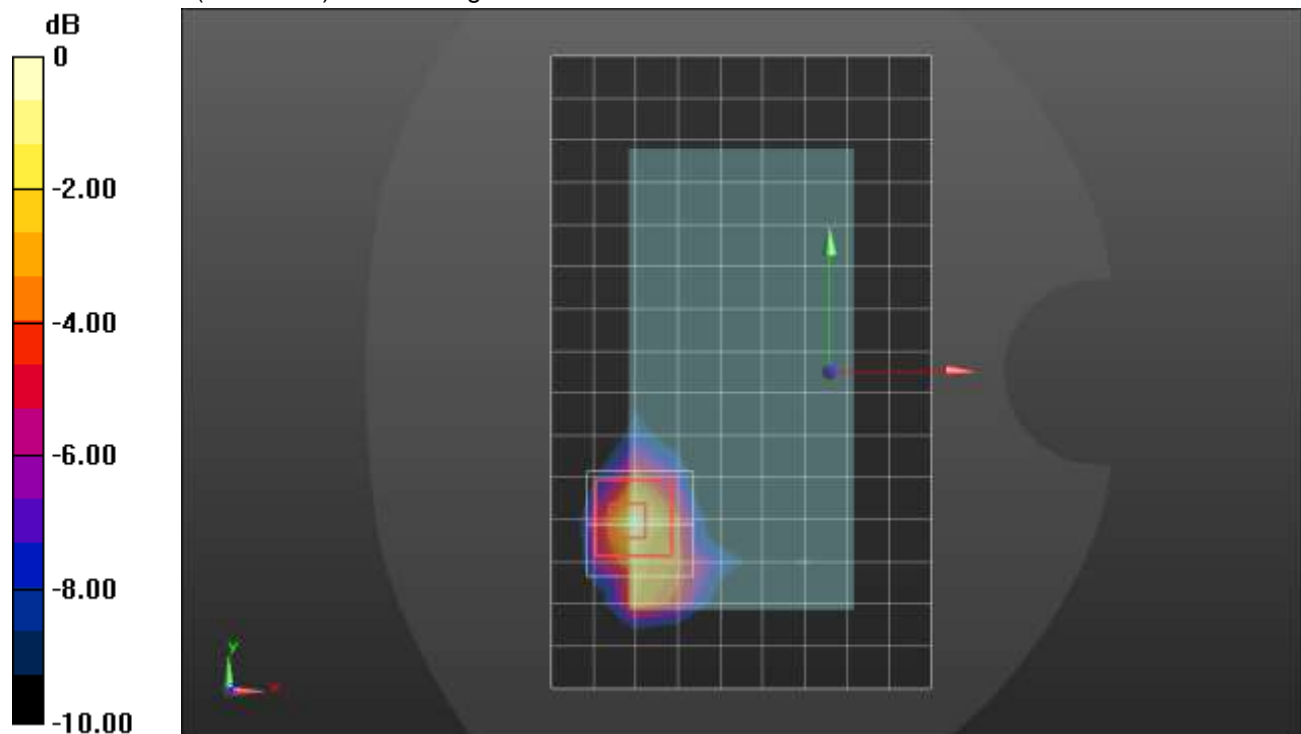
Peak SAR (extrapolated) = 1.64 W/kg

**SAR(1 g) = 0.679 W/kg; SAR(10 g) = 0.277 W/kg**

Smallest distance from peaks to all points 3 dB below = 6.7 mm

Ratio of SAR at M2 to SAR at M1 = 44.6%

Maximum value of SAR (measured) = 1.25 W/kg



0 dB = 1.25 W/kg = 0.97 dBW/kg

### n7 ANT 1

Frequency: 2560 MHz; Duty Cycle: 1:1; Room Ambient Temperature: 24.0°C; Liquid Temperature: 23.0°C

Medium parameters used:  $f = 2560$  MHz;  $\sigma = 1.952$  S/m;  $\epsilon_r = 37.776$ ;  $\rho = 1000$  kg/m<sup>3</sup>

DASY5 Configuration:

- Area Scan Setting: Find Secondary Maximum Within: 2.0 dB and with a peak SAR value greater than 0.0012W/kg
- Electronics: DAE4 Sn1352; Calibrated: 11/17/2020
- Probe: EX3DV4 - SN7569; ConvF(7.49, 7.49, 7.49) @ 2560 MHz; Calibrated: 4/26/2021
- Sensor-Surface: 1.4mm (Mechanical Surface Detection)
- Phantom: SAM with CRP (Wi-Fi 5 GHz); Type: QD000P40CD; Serial: TP:xxxx

**Edge 2/QPSK RB 50,28 Ch 512000/Area Scan (6x16x1):** Measurement grid: dx=12mm, dy=12mm  
 Maximum value of SAR (measured) = 1.25 W/kg

**Edge 2/QPSK RB 50,28 Ch 512000/Zoom Scan (7x7x7)/Cube 0:** Measurement grid: dx=5mm, dy=5mm, dz=5mm

Reference Value = 22.93 V/m; Power Drift = 0.09 dB

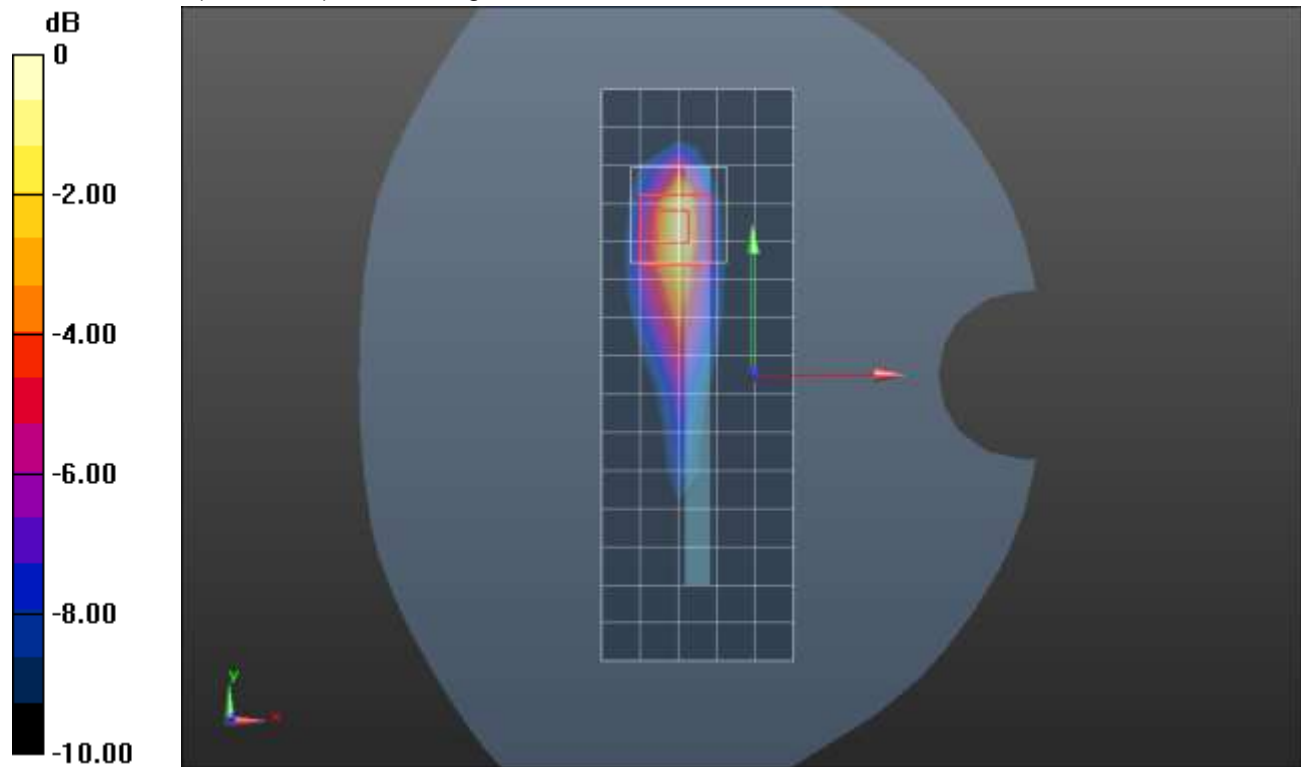
Peak SAR (extrapolated) = 1.81 W/kg

**SAR(1 g) = 0.750 W/kg; SAR(10 g) = 0.306 W/kg**

Smallest distance from peaks to all points 3 dB below = 6 mm

Ratio of SAR at M2 to SAR at M1 = 45.7%

Maximum value of SAR (measured) = 1.33 W/kg



0 dB = 1.33 W/kg = 1.24 dBW/kg



## n7 ANT 2

Frequency: 2560 MHz; Duty Cycle: 1:1; Room Ambient Temperature: 24.0°C; Liquid Temperature: 23.0°C

Medium parameters used:  $f = 2560$  MHz;  $\sigma = 1.929$  S/m;  $\epsilon_r = 38.963$ ;  $\rho = 1000$  kg/m<sup>3</sup>

DASY5 Configuration:

- Area Scan Setting: Find Secondary Maximum Within: 2.0 dB and with a peak SAR value greater than 0.0012W/kg
- Electronics: DAE4 Sn1239; Calibrated: 7/29/2020
- Probe: EX3DV4 - SN7498; ConvF(7.66, 7.66, 7.66) @ 2560 MHz; Calibrated: 3/18/2021
- Sensor-Surface: 1.4mm (Mechanical Surface Detection)
- Phantom: Twin-SAM V8.0 (20deg probe tilt); Type: QD 000 P41 AA; Serial: 1957

**RHS/Touch\_QPSK RB 50,28 Ch 512000/Area Scan (10x16x1):** Measurement grid: dx=12mm, dy=12mm

Maximum value of SAR (measured) = 1.48 W/kg

**RHS/Touch\_QPSK RB 50,28 Ch 512000/Zoom Scan (7x7x7)/Cube 0:** Measurement grid: dx=5mm, dy=5mm, dz=5mm

Reference Value = 23.60 V/m; Power Drift = 0.07 dB

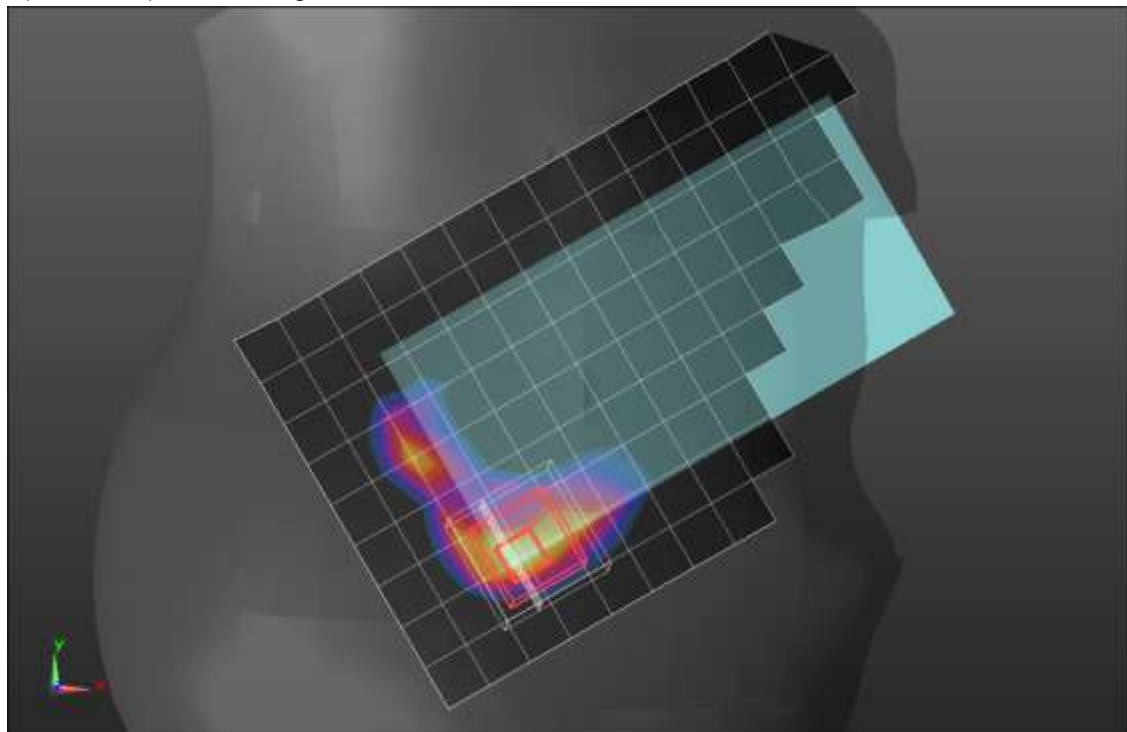
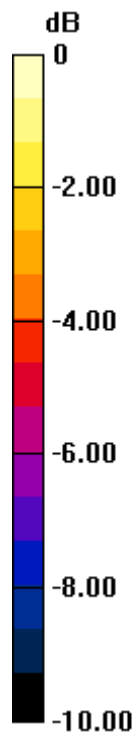
Peak SAR (extrapolated) = 1.97 W/kg

**SAR(1 g) = 0.743 W/kg; SAR(10 g) = 0.303 W/kg**

Smallest distance from peaks to all points 3 dB below = 5.4 mm

Ratio of SAR at M2 to SAR at M1 = 38.7%

Maximum value of SAR (measured) = 1.50 W/kg



0 dB = 1.50 W/kg = 1.76 dBW/kg

## n7 ANT 2

Frequency: 2535 MHz; Duty Cycle: 1:1; Room Ambient Temperature: 24.0°C; Liquid Temperature: 23.0°C

Medium parameters used:  $f = 2535$  MHz;  $\sigma = 1.909$  S/m;  $\epsilon_r = 38.855$ ;  $\rho = 1000$  kg/m<sup>3</sup>

DASY5 Configuration:

- Area Scan Setting: Find Secondary Maximum Within: 2.0 dB and with a peak SAR value greater than 0.0012W/kg
- Electronics: DAE4 Sn1239; Calibrated: 7/29/2020
- Probe: EX3DV4 - SN7498; ConvF(7.66, 7.66, 7.66) @ 2535 MHz; Calibrated: 3/18/2021
- Sensor-Surface: 1.4mm (Mechanical Surface Detection)
- Phantom: Twin-SAM V8.0 (20deg probe tilt); Type: QD 000 P41 AA; Serial: 1957

**Rear/QPSK RB 50,28 Ch 507000/Area Scan (10x16x1):** Measurement grid: dx=12mm, dy=12mm

Maximum value of SAR (measured) = 1.39 W/kg

**Rear/QPSK RB 50,28 Ch 507000/Zoom Scan (7x7x7)/Cube 0:** Measurement grid: dx=5mm, dy=5mm, dz=5mm

Reference Value = 24.73 V/m; Power Drift = -0.02 dB

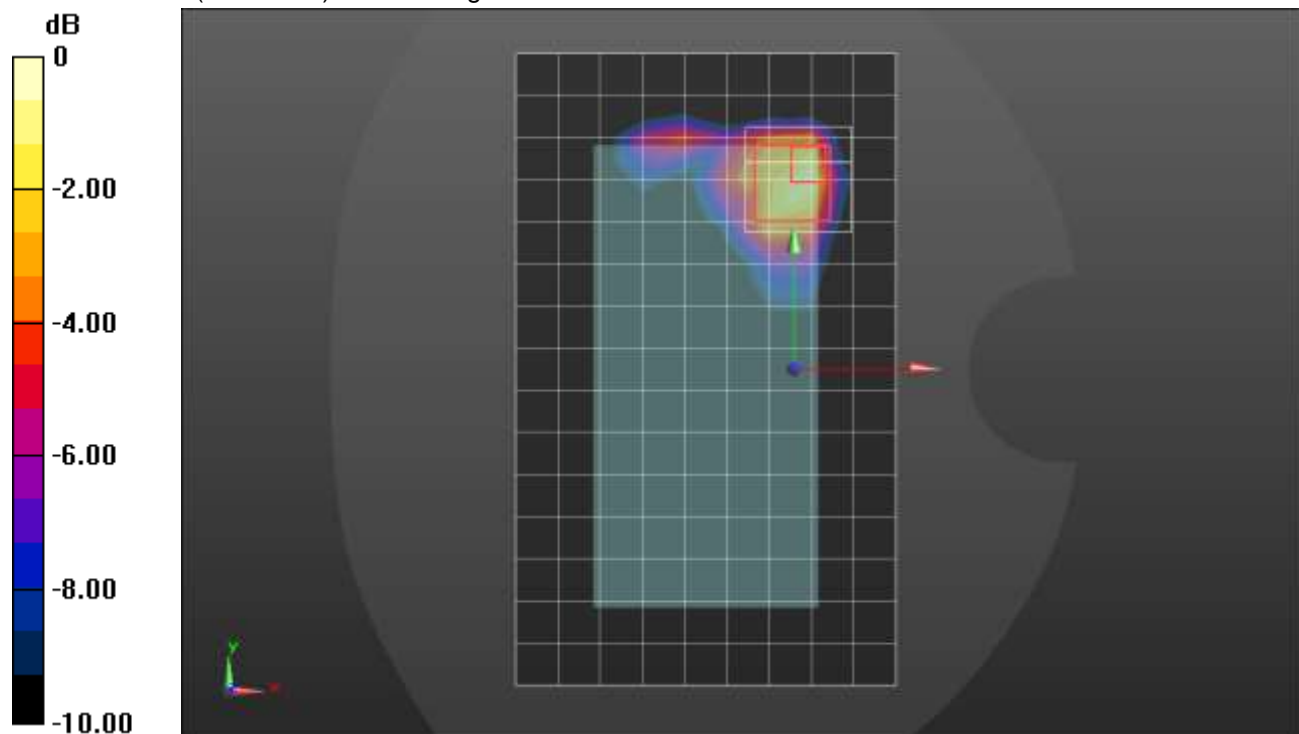
Peak SAR (extrapolated) = 2.06 W/kg

**SAR(1 g) = 0.803 W/kg; SAR(10 g) = 0.367 W/kg**

Smallest distance from peaks to all points 3 dB below = 5.8 mm

Ratio of SAR at M2 to SAR at M1 = 38.2%

Maximum value of SAR (measured) = 1.51 W/kg



0 dB = 1.51 W/kg = 1.79 dBW/kg

### n7 ANT 3

Frequency: 2560 MHz; Duty Cycle: 1:1; Room Ambient Temperature: 24.0°C; Liquid Temperature: 23.0°C  
 Medium parameters used:  $f = 2560 \text{ MHz}$ ;  $\sigma = 1.952 \text{ S/m}$ ;  $\epsilon_r = 37.776$ ;  $\rho = 1000 \text{ kg/m}^3$

DASY5 Configuration:

- Area Scan Setting: Find Secondary Maximum Within: 2.0 dB and with a peak SAR value greater than 0.0012W/kg
- Electronics: DAE4 Sn1352; Calibrated: 11/17/2020
- Probe: EX3DV4 - SN7569; ConvF(7.49, 7.49, 7.49) @ 2560 MHz; Calibrated: 4/26/2021
- Sensor-Surface: 1.4mm (Mechanical Surface Detection)
- Phantom: SAM with CRP (Wi-Fi 5 GHz); Type: QD000P40CD; Serial: TP:xxxx

**LHS/Touch\_QPSK RB 50,28 Ch 512000/Area Scan (10x15x1):** Measurement grid: dx=12mm, dy=12mm  
 Maximum value of SAR (measured) = 1.15 W/kg

**LHS/Touch\_QPSK RB 50,28 Ch 512000/Zoom Scan (7x7x7)/Cube 0:** Measurement grid: dx=5mm, dy=5mm, dz=5mm

Reference Value = 21.74 V/m; Power Drift = 0.01 dB


Peak SAR (extrapolated) = 1.50 W/kg

**SAR(1 g) = 0.789 W/kg; SAR(10 g) = 0.408 W/kg**

Smallest distance from peaks to all points 3 dB below = 11.2 mm

Ratio of SAR at M2 to SAR at M1 = 52.2%

Maximum value of SAR (measured) = 1.23 W/kg



0 dB = 1.23 W/kg = 0.90 dBW/kg

### n7 ANT 3

Frequency: 2535 MHz; Duty Cycle: 1:1; Room Ambient Temperature: 24.0°C; Liquid Temperature: 23.0°C  
 Medium parameters used:  $f = 2535 \text{ MHz}$ ;  $\sigma = 1.921 \text{ S/m}$ ;  $\epsilon_r = 37.777$ ;  $\rho = 1000 \text{ kg/m}^3$

DASY5 Configuration:

- Area Scan Setting: Find Secondary Maximum Within: 2.0 dB and with a peak SAR value greater than 0.0012W/kg
- Electronics: DAE4 Sn1352; Calibrated: 11/17/2020
- Probe: EX3DV4 - SN7569; ConvF(7.49, 7.49, 7.49) @ 2535 MHz; Calibrated: 4/26/2021
- Sensor-Surface: 1.4mm (Mechanical Surface Detection)
- Phantom: SAM with CRP (Wi-Fi 5 GHz); Type: QD000P40CD; Serial: TP:xxxx

**Rear/QPSK RB 1,53 Ch 512000/Area Scan (10x15x1):** Measurement grid: dx=12mm, dy=12mm  
 Maximum value of SAR (measured) = 0.627 W/kg

**Rear/QPSK RB 1,53 Ch 512000/Zoom Scan (7x7x7)/Cube 0:** Measurement grid: dx=5mm, dy=5mm, dz=5mm

Reference Value = 16.69 V/m; Power Drift = -0.09 dB

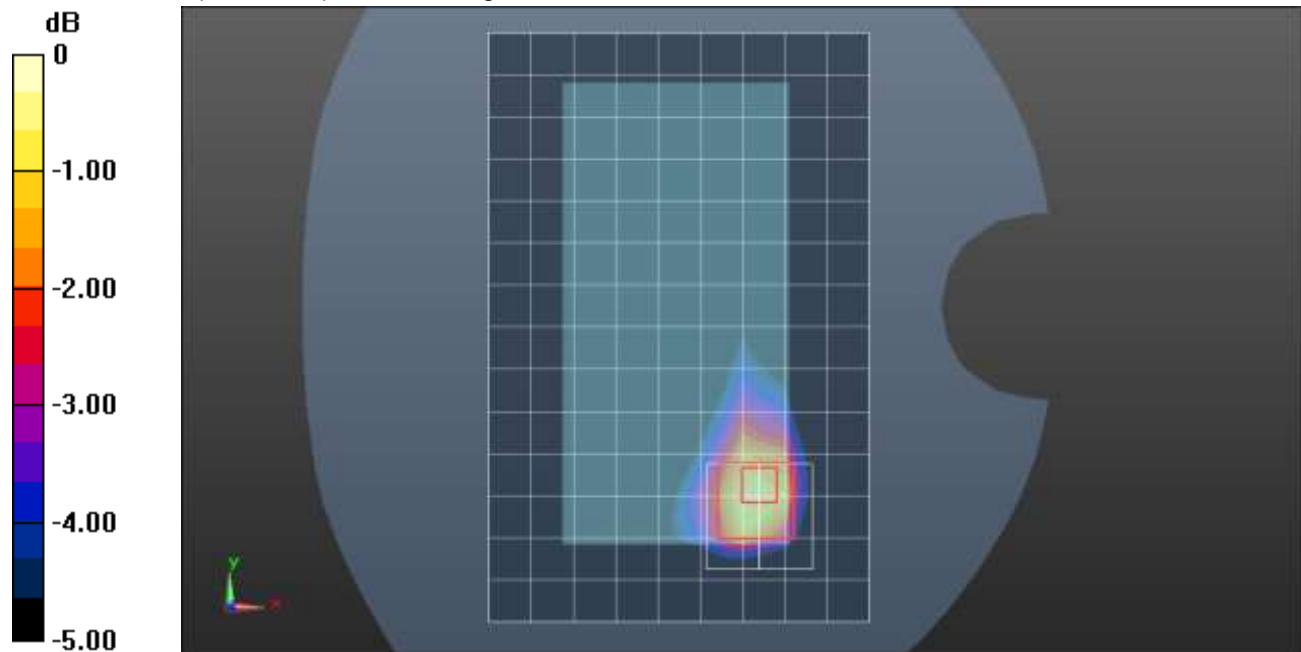
Peak SAR (extrapolated) = 0.846 W/kg

**SAR(1 g) = 0.433 W/kg; SAR(10 g) = 0.216 W/kg**

Smallest distance from peaks to all points 3 dB below = 12 mm

Ratio of SAR at M2 to SAR at M1 = 51%

Maximum value of SAR (measured) = 0.687 W/kg



0 dB = 0.687 W/kg = -1.63 dBW/kg

### n7 ANT 3

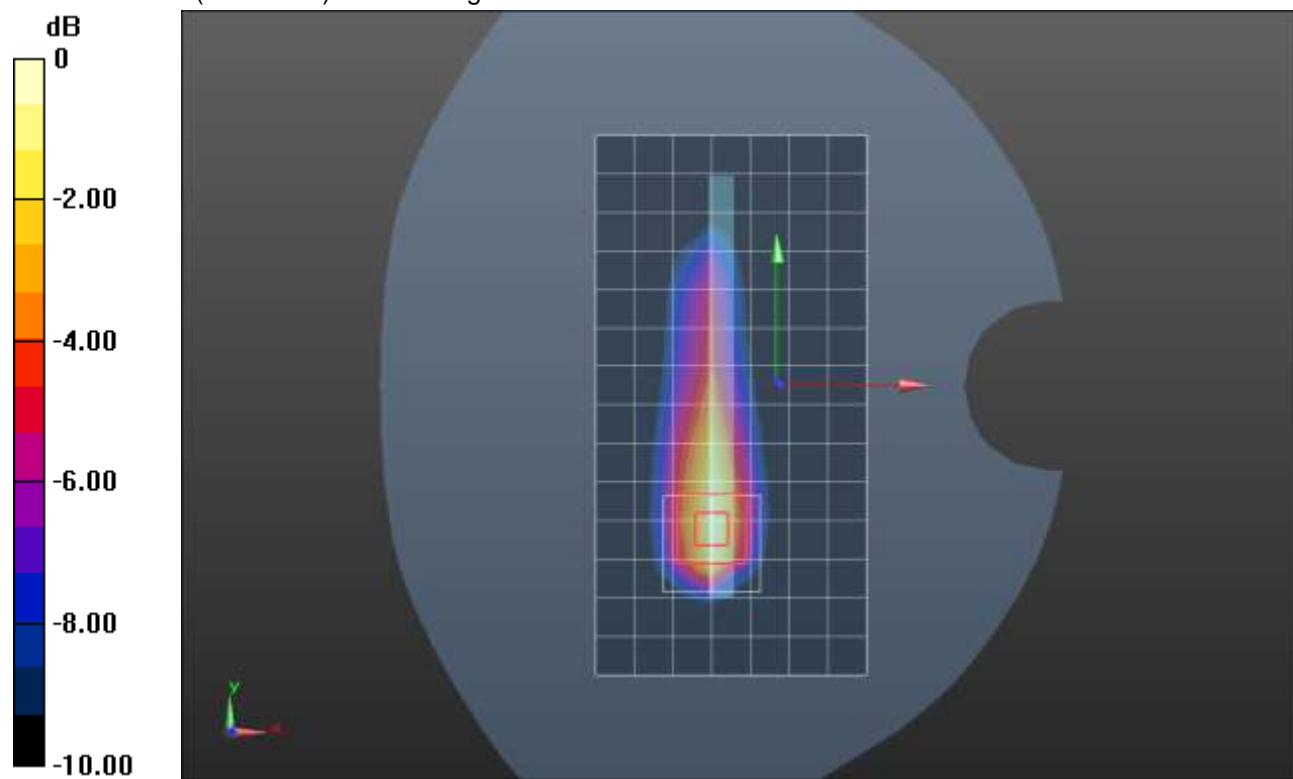
Frequency: 2560 MHz; Duty Cycle: 1:1; Room Ambient Temperature: 24.0°C; Liquid Temperature: 23.0°C  
 Medium parameters used:  $f = 2560 \text{ MHz}$ ;  $\sigma = 1.952 \text{ S/m}$ ;  $\epsilon_r = 37.776$ ;  $\rho = 1000 \text{ kg/m}^3$

DASY5 Configuration:

- Area Scan Setting: Find Secondary Maximum Within: 2.0 dB and with a peak SAR value greater than 0.0012W/kg
- Electronics: DAE4 Sn1352; Calibrated: 11/17/2020
- Probe: EX3DV4 - SN7569; ConvF(7.49, 7.49, 7.49) @ 2560 MHz; Calibrated: 4/26/2021
- Sensor-Surface: 1.4mm (Mechanical Surface Detection)
- Phantom: SAM with CRP (Wi-Fi 5 GHz); Type: QD000P40CD; Serial: TP:xxxx

**Edge 4/QPSK RB 50,28 Ch 512000/Area Scan (8x15x1):** Measurement grid:  $dx=12\text{mm}$ ,  $dy=12\text{mm}$   
 Maximum value of SAR (measured) = 1.13 W/kg

**Edge 4/QPSK RB 50,28 Ch 512000/Zoom Scan (7x7x7)/Cube 0:** Measurement grid:  $dx=5\text{mm}$ ,  $dy=5\text{mm}$ ,  $dz=5\text{mm}$   
 Reference Value = 21.87 V/m; Power Drift = -0.02 dB  
 Peak SAR (extrapolated) = 1.48 W/kg  
**SAR(1 g) = 0.659 W/kg; SAR(10 g) = 0.297 W/kg**  
 Smallest distance from peaks to all points 3 dB below = 8.2 mm  
 Ratio of SAR at M2 to SAR at M1 = 45.4%  
 Maximum value of SAR (measured) = 1.14 W/kg



0 dB = 1.14 W/kg = 0.57 dBW/kg

### n7 ANT 4

Frequency: 2510 MHz; Duty Cycle: 1:1; Room Ambient Temperature: 24.0°C; Liquid Temperature: 23.0°C  
 Medium parameters used:  $f = 2510 \text{ MHz}$ ;  $\sigma = 1.869 \text{ S/m}$ ;  $\epsilon_r = 38.807$ ;  $\rho = 1000 \text{ kg/m}^3$

DASY5 Configuration:

- Area Scan Setting: Find Secondary Maximum Within: 2.0 dB and with a peak SAR value greater than 0.0012W/kg
- Electronics: DAE4 Sn1472; Calibrated: 1/28/2021
- Probe: EX3DV4 - SN7587; ConvF(7.33, 7.33, 7.33) @ 2510 MHz; Calibrated: 4/27/2021
- Sensor-Surface: 2.5mm (Mechanical Surface Detection)
- Phantom: Twin-SAM V5.0 (30deg probe tilt); Type: QD 000 P40 CD; Serial: 1629

**LHS/Touch\_QPSK RB 1,53 Ch 502000/Area Scan (9x15x1):** Measurement grid:  $dx=12\text{mm}$ ,  $dy=12\text{mm}$   
 Maximum value of SAR (measured) = 0.394 W/kg

**LHS/Touch\_QPSK RB 1,53 Ch 502000/Zoom Scan (7x7x7)/Cube 0:** Measurement grid:  $dx=5\text{mm}$ ,  $dy=5\text{mm}$ ,  $dz=5\text{mm}$

Reference Value = 15.85 V/m; Power Drift = 0.06 dB

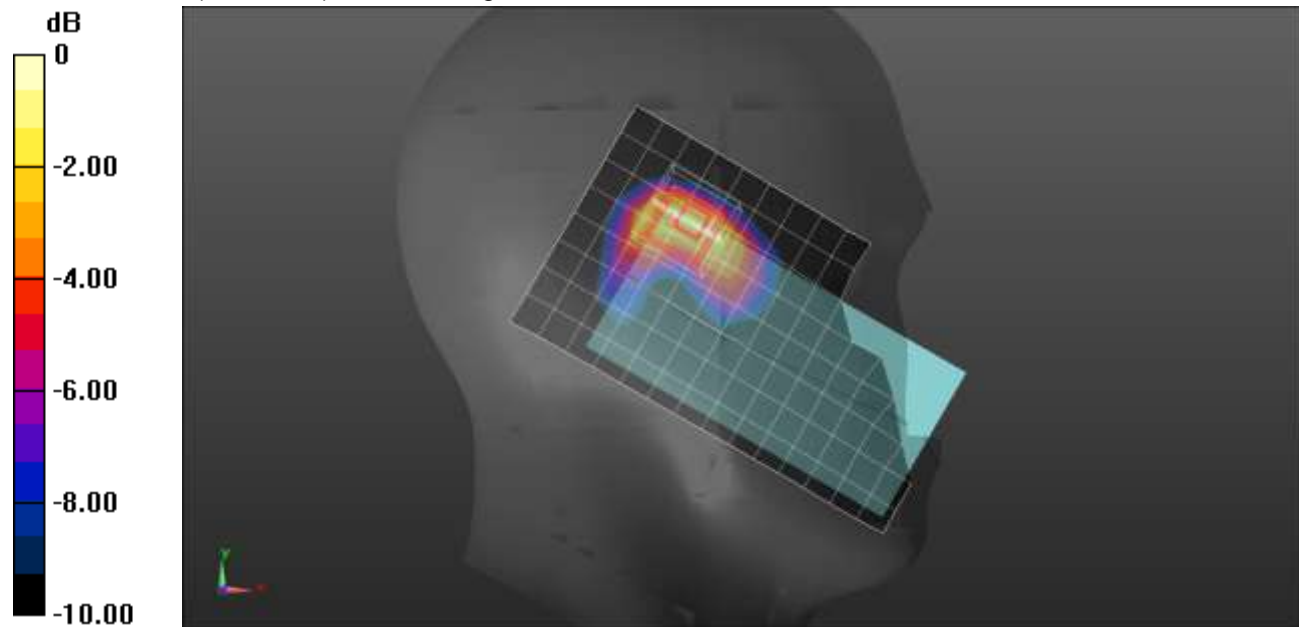
Peak SAR (extrapolated) = 0.749 W/kg

**SAR(1 g) = 0.329 W/kg; SAR(10 g) = 0.156 W/kg**

Smallest distance from peaks to all points 3 dB below = 7 mm

Ratio of SAR at M2 to SAR at M1 = 44.4%

Maximum value of SAR (measured) = 0.497 W/kg



0 dB = 0.497 W/kg = -3.04 dBW/kg

### n7 ANT 4

Frequency: 2510 MHz; Duty Cycle: 1:1; Room Ambient Temperature: 24.0°C; Liquid Temperature: 23.0°C  
 Medium parameters used:  $f = 2510 \text{ MHz}$ ;  $\sigma = 1.888 \text{ S/m}$ ;  $\epsilon_r = 38.362$ ;  $\rho = 1000 \text{ kg/m}^3$

DASY5 Configuration:

- Area Scan Setting: Find Secondary Maximum Within: 2.0 dB and with a peak SAR value greater than 0.0012W/kg
- Electronics: DAE4 Sn1472; Calibrated: 1/28/2021
- Probe: EX3DV4 - SN7587; ConvF(7.33, 7.33, 7.33) @ 2510 MHz; Calibrated: 4/27/2021
- Sensor-Surface: 2.5mm (Mechanical Surface Detection)
- Phantom: Twin-SAM V5.0 (30deg probe tilt); Type: QD 000 P40 CD; Serial: 1629

**Rear/QPSK RB 50,28 Ch 502000/Area Scan (9x16x1):** Measurement grid: dx=12mm, dy=12mm  
 Maximum value of SAR (measured) = 0.605 W/kg

**Rear/QPSK RB 50,28 Ch 502000/Zoom Scan (7x7x7)/Cube 0:** Measurement grid: dx=5mm, dy=5mm, dz=5mm

Reference Value = 18.07 V/m; Power Drift = 0.06 dB

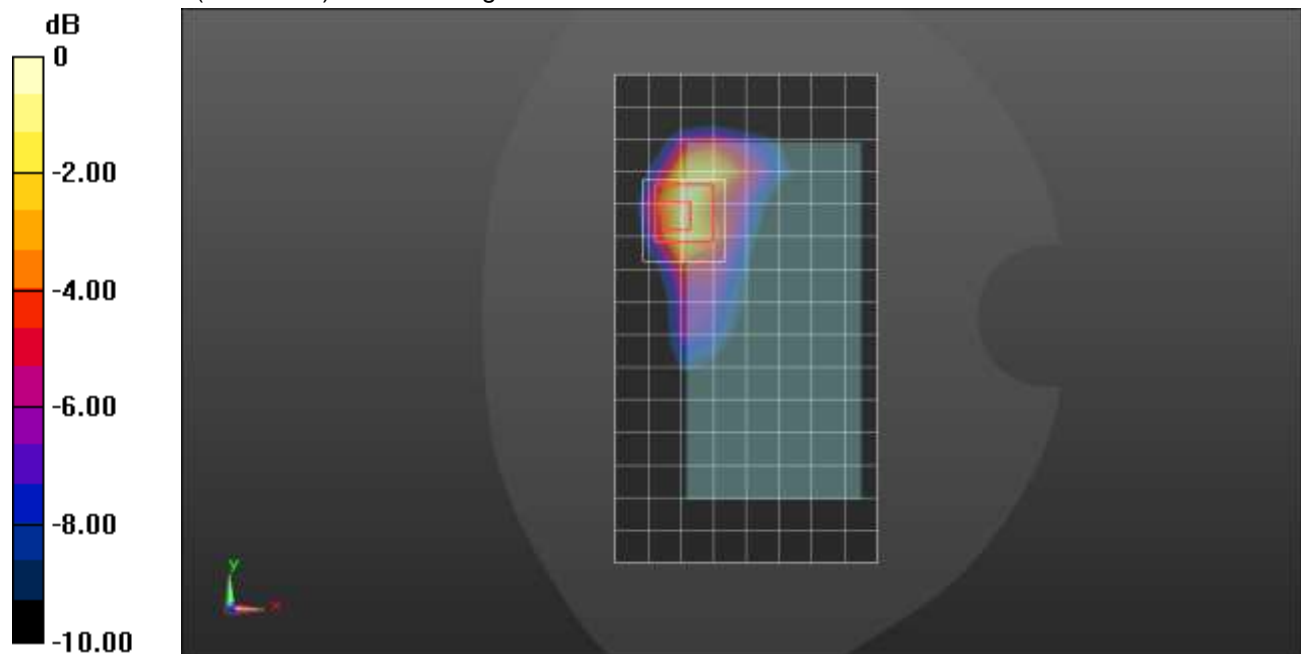
Peak SAR (extrapolated) = 0.955 W/kg

**SAR(1 g) = 0.433 W/kg; SAR(10 g) = 0.192 W/kg**

Smallest distance from peaks to all points 3 dB below = 7 mm

Ratio of SAR at M2 to SAR at M1 = 47.9%

Maximum value of SAR (measured) = 0.601 W/kg



0 dB = 0.601 W/kg = -2.21 dBW/kg



### n7 ANT 4

Frequency: 2560 MHz; Duty Cycle: 1:1; Room Ambient Temperature: 24.0°C; Liquid Temperature: 23.0°C  
Medium parameters used:  $f = 2560$  MHz;  $\sigma = 1.926$  S/m;  $\epsilon_r = 38.263$ ;  $\rho = 1000$  kg/m<sup>3</sup>

DASY5 Configuration:

- Area Scan Setting: Find Secondary Maximum Within: 2.0 dB and with a peak SAR value greater than 0.0012W/kg
- Electronics: DAE4 Sn1472; Calibrated: 1/28/2021
- Probe: EX3DV4 - SN7587; ConvF(7.33, 7.33, 7.33) @ 2560 MHz; Calibrated: 4/27/2021
- Sensor-Surface: 2.5mm (Mechanical Surface Detection)
- Phantom: Twin-SAM V5.0 (30deg probe tilt); Type: QD 000 P40 CD; Serial: 1629

**Edge 2/QPSK RB 50,28 Ch 512000/Area Scan (7x16x1):** Measurement grid: dx=12mm, dy=12mm  
Maximum value of SAR (measured) = 0.604 W/kg

**Edge 2/QPSK RB 50,28 Ch 512000/Zoom Scan (7x7x7)/Cube 0:** Measurement grid: dx=5mm, dy=5mm, dz=5mm

Reference Value = 21.69 V/m; Power Drift = 0.13 dB

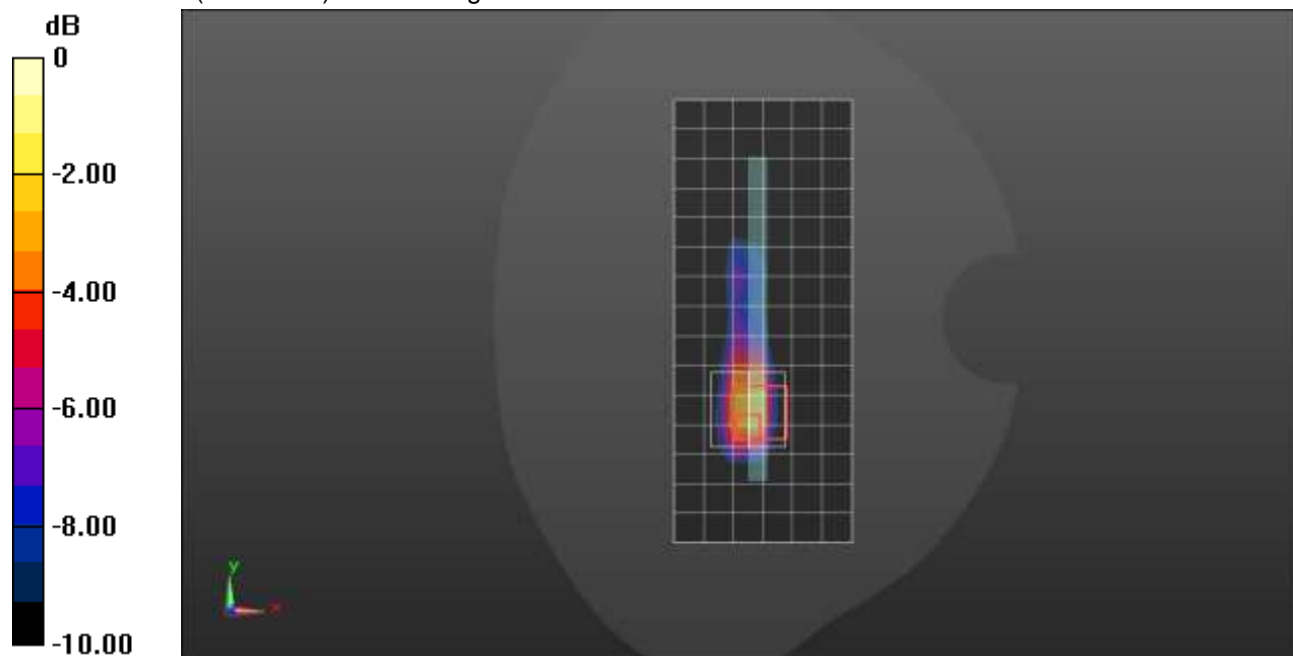
Peak SAR (extrapolated) = 2.73 W/kg

**SAR(1 g) = 0.672 W/kg; SAR(10 g) = 0.226 W/kg**

Smallest distance from peaks to all points 3 dB below = 2 mm

Ratio of SAR at M2 to SAR at M1 = 45.3%

Maximum value of SAR (measured) = 1.04 W/kg



0 dB = 1.04 W/kg = 0.17 dBW/kg

### n7 ANT 1

Frequency: 2535 MHz; Duty Cycle: 1:1; Room Ambient Temperature: 24.0°C; Liquid Temperature: 23.0°C  
 Medium parameters used:  $f = 2535 \text{ MHz}$ ;  $\sigma = 1.921 \text{ S/m}$ ;  $\epsilon_r = 37.777$ ;  $\rho = 1000 \text{ kg/m}^3$

DASY5 Configuration:

- Area Scan Setting: Find Secondary Maximum Within: 2.0 dB and with a peak SAR value greater than 0.0012W/kg
- Electronics: DAE4 Sn1352; Calibrated: 11/17/2020
- Probe: EX3DV4 - SN7569; ConvF(7.49, 7.49, 7.49) @ 2535 MHz; Calibrated: 4/26/2021
- Sensor-Surface: 1.4mm (Mechanical Surface Detection)
- Phantom: SAM with CRP (Wi-Fi 5 GHz); Type: QD000P40CD; Serial: TP:xxxx

**RHS/Touch\_QPSK RB 1,107 Ch 507000/Area Scan (10x16x1):** Measurement grid: dx=12mm, dy=12mm  
 Maximum value of SAR (measured) = 0.917 W/kg

**RHS/Touch\_QPSK RB 1,107 Ch 507000/Zoom Scan (7x7x7)/Cube 0:** Measurement grid: dx=5mm, dy=5mm, dz=5mm

Reference Value = 21.03 V/m; Power Drift = -0.07 dB


Peak SAR (extrapolated) = 1.28 W/kg

**SAR(1 g) = 0.636 W/kg; SAR(10 g) = 0.300 W/kg**

Smallest distance from peaks to all points 3 dB below = 8.8 mm

Ratio of SAR at M2 to SAR at M1 = 51%

Maximum value of SAR (measured) = 1.03 W/kg



0 dB = 1.03 W/kg = 0.13 dBW/kg

### n7 ANT 1

Frequency: 2535 MHz; Duty Cycle: 1:1; Room Ambient Temperature: 24.0°C; Liquid Temperature: 23.0°C  
 Medium parameters used:  $f = 2535 \text{ MHz}$ ;  $\sigma = 1.909 \text{ S/m}$ ;  $\epsilon_r = 38.855$ ;  $\rho = 1000 \text{ kg/m}^3$

DASY5 Configuration:

- Area Scan Setting: Find Secondary Maximum Within: 2.0 dB and with a peak SAR value greater than 0.0012W/kg
- Electronics: DAE4 Sn1239; Calibrated: 7/29/2020
- Probe: EX3DV4 - SN7498; ConvF(7.66, 7.66, 7.66) @ 2535 MHz; Calibrated: 3/18/2021
- Sensor-Surface: 1.4mm (Mechanical Surface Detection)
- Phantom: Twin-SAM V8.0 (20deg probe tilt); Type: QD 000 P41 AA; Serial: 1957

**Rear/QPSK RB 108,54 Ch 507000/Area Scan (10x16x1):** Measurement grid:  $dx=12\text{mm}$ ,  $dy=12\text{mm}$   
 Maximum value of SAR (measured) = 1.04 W/kg

**Rear/QPSK RB 108,54 Ch 507000/Zoom Scan (7x7x7)/Cube 0:** Measurement grid:  $dx=5\text{mm}$ ,  $dy=5\text{mm}$ ,  $dz=5\text{mm}$

Reference Value = 20.59 V/m; Power Drift = 0.19 dB

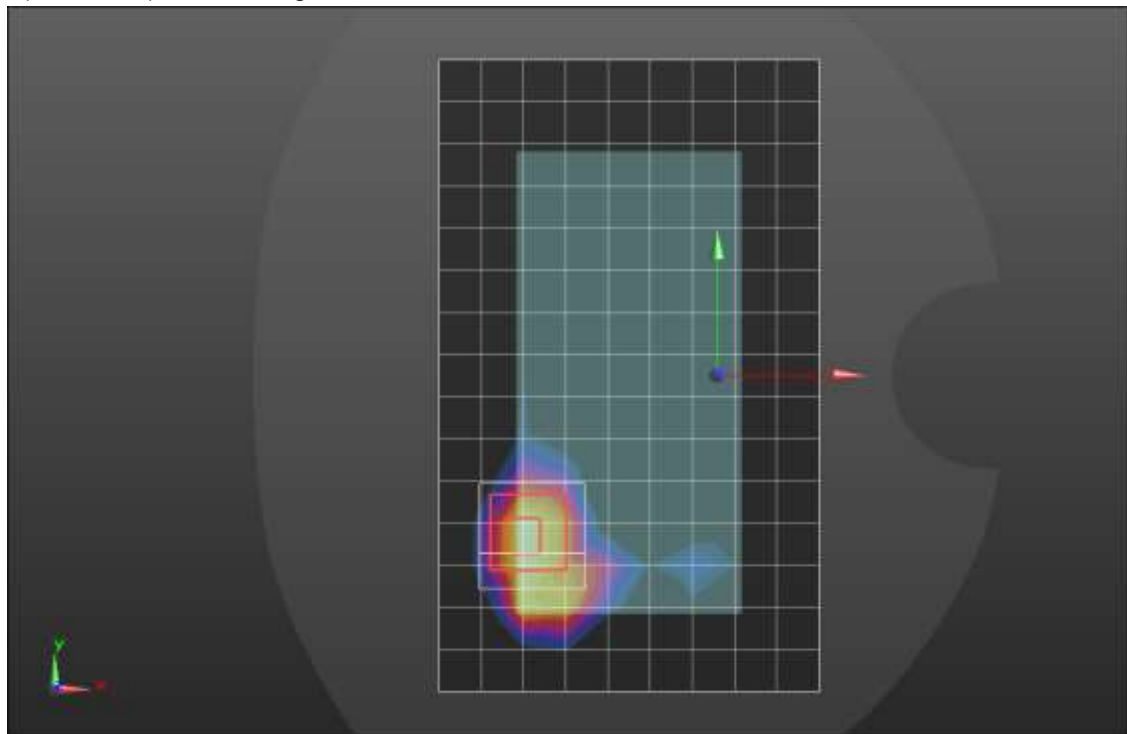
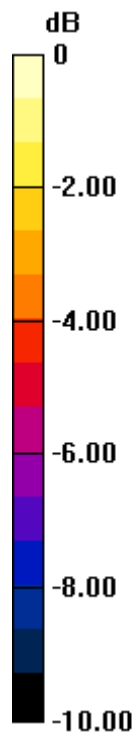
Peak SAR (extrapolated) = 1.49 W/kg

**SAR(1 g) = 0.629 W/kg; SAR(10 g) = 0.261 W/kg**

Smallest distance from peaks to all points 3 dB below = 6.7 mm

Ratio of SAR at M2 to SAR at M1 = 45.1%

Maximum value of SAR (measured) = 1.09 W/kg



0 dB = 1.09 W/kg = 0.37 dBW/kg

### n7 ANT 1

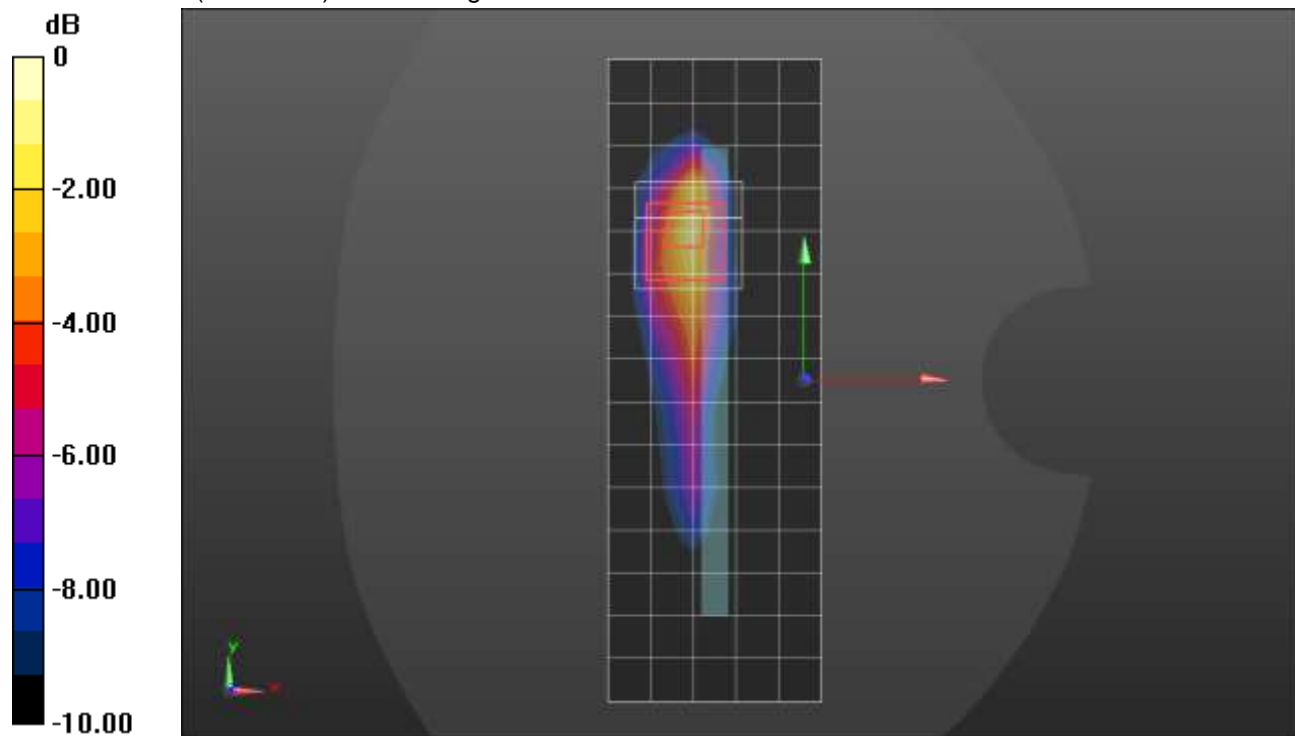
Frequency: 2535 MHz; Duty Cycle: 1:1; Room Ambient Temperature: 24.0°C; Liquid Temperature: 23.0°C  
 Medium parameters used:  $f = 2535 \text{ MHz}$ ;  $\sigma = 1.909 \text{ S/m}$ ;  $\epsilon_r = 38.855$ ;  $\rho = 1000 \text{ kg/m}^3$

DASY5 Configuration:

- Area Scan Setting: Find Secondary Maximum Within: 2.0 dB and with a peak SAR value greater than 0.0012W/kg
- Electronics: DAE4 Sn1239; Calibrated: 7/29/2020
- Probe: EX3DV4 - SN7498; ConvF(7.66, 7.66, 7.66) @ 2535 MHz; Calibrated: 3/18/2021
- Sensor-Surface: 1.4mm (Mechanical Surface Detection)
- Phantom: Twin-SAM V8.0 (20deg probe tilt); Type: QD 000 P41 AA; Serial: 1957

**Edge 2/QPSK RB 108,54 Ch 507000/Area Scan (6x16x1):** Measurement grid: dx=12mm, dy=12mm  
 Maximum value of SAR (measured) = 1.11 W/kg

**Edge 2/QPSK RB 108,54 Ch 507000/Zoom Scan (7x7x7)/Cube 0:** Measurement grid: dx=5mm, dy=5mm, dz=5mm  
 Reference Value = 22.28 V/m; Power Drift = -0.15 dB  
 Peak SAR (extrapolated) = 1.55 W/kg  
**SAR(1 g) = 0.686 W/kg; SAR(10 g) = 0.289 W/kg**  
 Smallest distance from peaks to all points 3 dB below = 7 mm  
 Ratio of SAR at M2 to SAR at M1 = 46.2%  
 Maximum value of SAR (measured) = 1.19 W/kg



0 dB = 1.19 W/kg = 0.76 dBW/kg

## n7 ANT 2

Frequency: 2535 MHz; Duty Cycle: 1:1; Room Ambient Temperature: 24.0°C; Liquid Temperature: 23.0°C

Medium parameters used:  $f = 2535 \text{ MHz}$ ;  $\sigma = 1.909 \text{ S/m}$ ;  $\epsilon_r = 38.855$ ;  $\rho = 1000 \text{ kg/m}^3$

DASY5 Configuration:

- Area Scan Setting: Find Secondary Maximum Within: 2.0 dB and with a peak SAR value greater than 0.0012W/kg
- Electronics: DAE4 Sn1239; Calibrated: 7/29/2020
- Probe: EX3DV4 - SN7498; ConvF(7.66, 7.66, 7.66) @ 2535 MHz; Calibrated: 3/18/2021
- Sensor-Surface: 1.4mm (Mechanical Surface Detection)
- Phantom: Twin-SAM V8.0 (20deg probe tilt); Type: QD 000 P41 AA; Serial: 1957

**RHS/Touch\_QPSK RB 108,54 Ch 507000/Area Scan (10x16x1):** Measurement grid:  $dx=12\text{mm}$ ,  $dy=12\text{mm}$

Maximum value of SAR (measured) = 1.32 W/kg

**RHS/Touch\_QPSK RB 108,54 Ch 507000/Zoom Scan (7x7x7)/Cube 0:** Measurement grid:

$dx=5\text{mm}$ ,  $dy=5\text{mm}$ ,  $dz=5\text{mm}$

Reference Value = 21.98 V/m; Power Drift = 0.11 dB

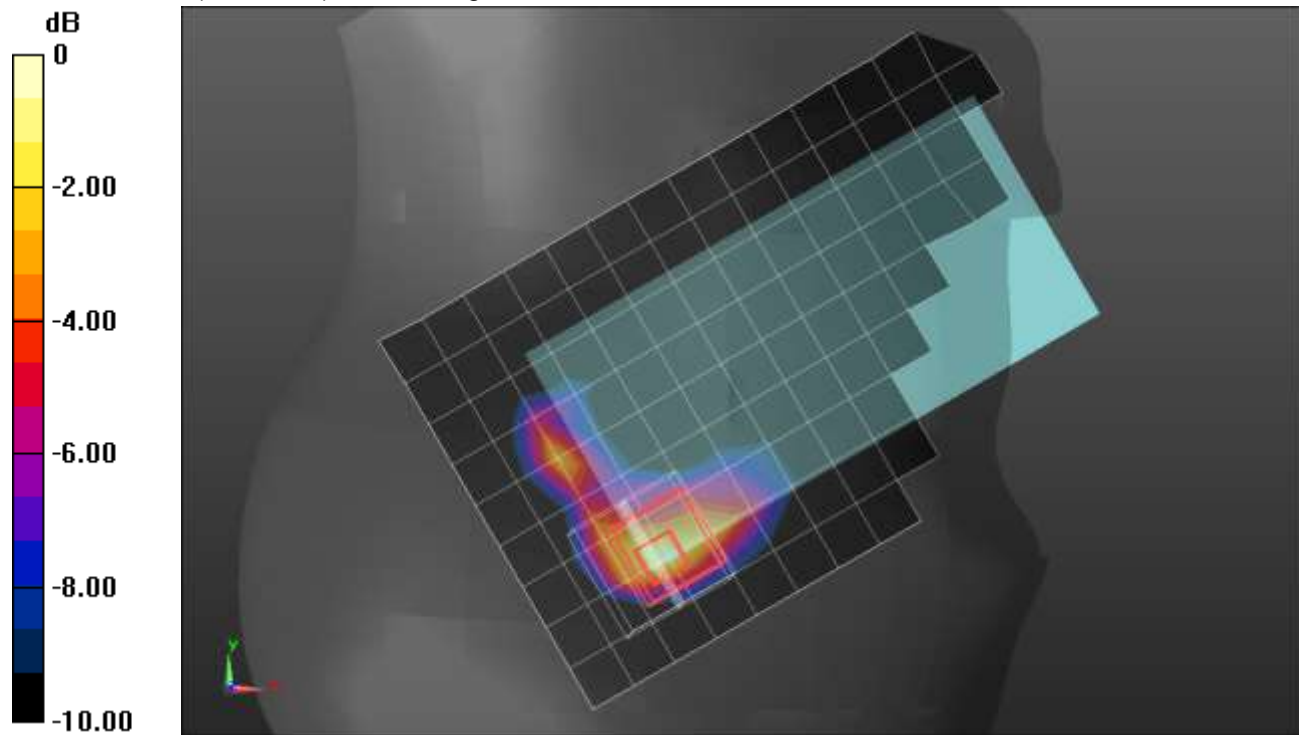
Peak SAR (extrapolated) = 1.74 W/kg

**SAR(1 g) = 0.681 W/kg; SAR(10 g) = 0.287 W/kg**

Smallest distance from peaks to all points 3 dB below = 5.8 mm

Ratio of SAR at M2 to SAR at M1 = 38.6%

Maximum value of SAR (measured) = 1.33 W/kg



0 dB = 1.33 W/kg = 1.24 dBW/kg

## n7 ANT 2

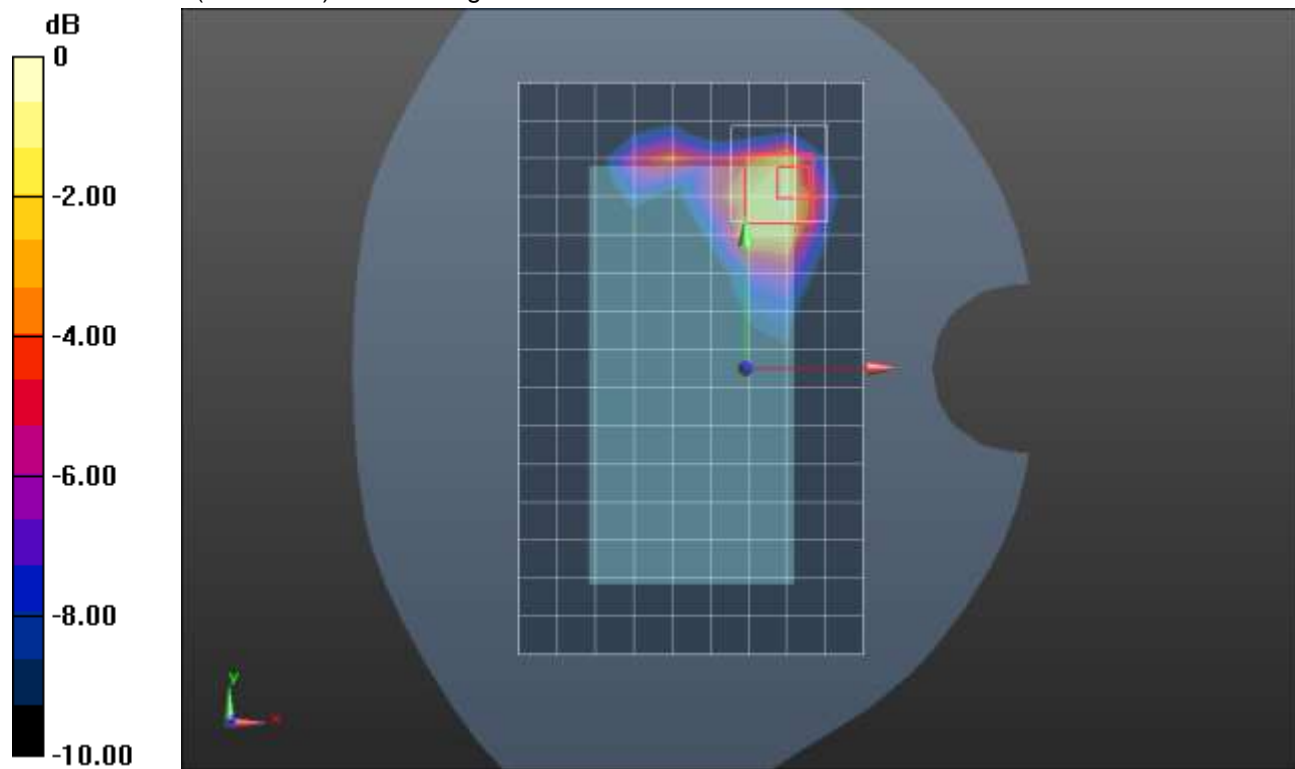
Frequency: 2535 MHz; Duty Cycle: 1:1; Room Ambient Temperature: 24.0°C; Liquid Temperature: 23.0°C  
 Medium parameters used:  $f = 2535 \text{ MHz}$ ;  $\sigma = 1.921 \text{ S/m}$ ;  $\epsilon_r = 37.777$ ;  $\rho = 1000 \text{ kg/m}^3$

DASY5 Configuration:

- Area Scan Setting: Find Secondary Maximum Within: 2.0 dB and with a peak SAR value greater than 0.0012W/kg
- Electronics: DAE4 Sn1352; Calibrated: 11/17/2020
- Probe: EX3DV4 - SN7569; ConvF(7.49, 7.49, 7.49) @ 2535 MHz; Calibrated: 4/26/2021
- Sensor-Surface: 1.4mm (Mechanical Surface Detection)
- Phantom: SAM with CRP (Wi-Fi 5 GHz); Type: QD000P40CD; Serial: TP:xxxx

**Rear/QPSK RB 108,54 Ch 507000/Area Scan (10x16x1):** Measurement grid: dx=12mm, dy=12mm  
 Maximum value of SAR (measured) = 0.911 W/kg

**Rear/QPSK RB 108,54 Ch 507000/Zoom Scan (7x7x7)/Cube 0:** Measurement grid: dx=5mm, dy=5mm, dz=5mm  
 Reference Value = 22.90 V/m; Power Drift = -0.08 dB  
 Peak SAR (extrapolated) = 1.54 W/kg  
**SAR(1 g) = 0.607 W/kg; SAR(10 g) = 0.272 W/kg**  
 Smallest distance from peaks to all points 3 dB below = 6.3 mm  
 Ratio of SAR at M2 to SAR at M1 = 40.4%  
 Maximum value of SAR (measured) = 1.17 W/kg



0 dB = 1.17 W/kg = 0.68 dBW/kg

### n7 ANT 3


Frequency: 2535 MHz; Duty Cycle: 1:1; Room Ambient Temperature: 24.0°C; Liquid Temperature: 23.0°C  
 Medium parameters used:  $f = 2535 \text{ MHz}$ ;  $\sigma = 1.921 \text{ S/m}$ ;  $\epsilon_r = 37.777$ ;  $\rho = 1000 \text{ kg/m}^3$

DASY5 Configuration:

- Area Scan Setting: Find Secondary Maximum Within: 2.0 dB and with a peak SAR value greater than 0.0012W/kg
- Electronics: DAE4 Sn1352; Calibrated: 11/17/2020
- Probe: EX3DV4 - SN7569; ConvF(7.49, 7.49, 7.49) @ 2535 MHz; Calibrated: 4/26/2021
- Sensor-Surface: 1.4mm (Mechanical Surface Detection)
- Phantom: SAM with CRP (Wi-Fi 5 GHz); Type: QD000P40CD; Serial: TP:xxxx

**LHS/Touch\_QPSK RB 108,54 Ch 507000/Area Scan (10x15x1):** Measurement grid: dx=12mm, dy=12mm  
 Maximum value of SAR (measured) = 0.931 W/kg

**LHS/Touch\_QPSK RB 108,54 Ch 507000/Zoom Scan (7x7x7)/Cube 0:** Measurement grid: dx=5mm, dy=5mm, dz=5mm  
 Reference Value = 19.74 V/m; Power Drift = 0.02 dB  
 Peak SAR (extrapolated) = 1.19 W/kg  
**SAR(1 g) = 0.619 W/kg; SAR(10 g) = 0.319 W/kg**  
 Smallest distance from peaks to all points 3 dB below = 10.5 mm  
 Ratio of SAR at M2 to SAR at M1 = 52.6%  
 Maximum value of SAR (measured) = 0.974 W/kg



0 dB = 0.974 W/kg = -0.11 dBW/kg

s



### n7 ANT 3

Frequency: 2535 MHz; Duty Cycle: 1:1; Room Ambient Temperature: 24.0°C; Liquid Temperature: 23.0°C  
 Medium parameters used:  $f = 2535 \text{ MHz}$ ;  $\sigma = 1.921 \text{ S/m}$ ;  $\epsilon_r = 37.777$ ;  $\rho = 1000 \text{ kg/m}^3$

DASY5 Configuration:

- Area Scan Setting: Find Secondary Maximum Within: 2.0 dB and with a peak SAR value greater than 0.0012W/kg
- Electronics: DAE4 Sn1352; Calibrated: 11/17/2020
- Probe: EX3DV4 - SN7569; ConvF(7.49, 7.49, 7.49) @ 2535 MHz; Calibrated: 4/26/2021
- Sensor-Surface: 1.4mm (Mechanical Surface Detection)
- Phantom: SAM with CRP (Wi-Fi 5 GHz); Type: QD000P40CD; Serial: TP:xxxx

**Rear/QPSK RB 1,107 Ch 507000/Area Scan (10x15x1):** Measurement grid: dx=12mm, dy=12mm  
 Maximum value of SAR (measured) = 0.641 W/kg

**Rear/QPSK RB 1,107 Ch 507000/Zoom Scan (7x7x7)/Cube 0:** Measurement grid: dx=5mm, dy=5mm, dz=5mm

Reference Value = 16.57 V/m; Power Drift = -0.15 dB

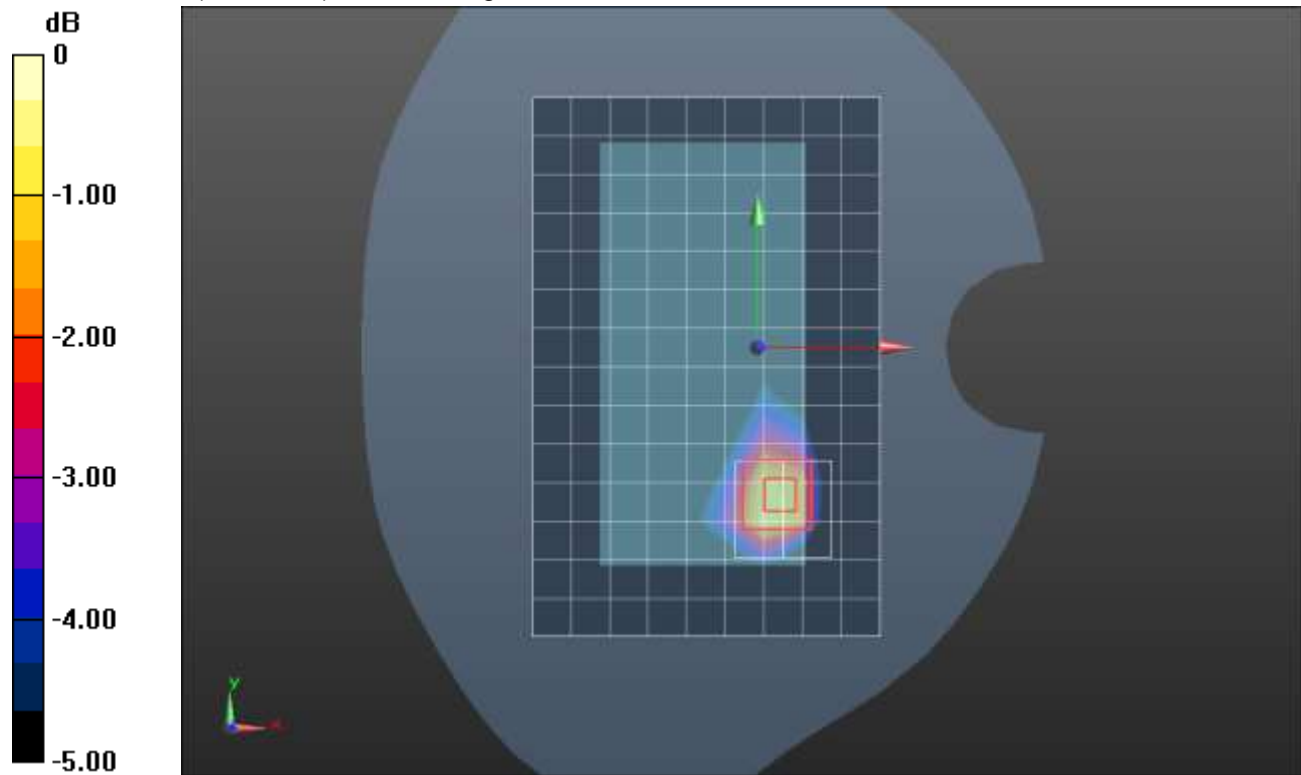
Peak SAR (extrapolated) = 0.889 W/kg

**SAR(1 g) = 0.446 W/kg; SAR(10 g) = 0.224 W/kg**

Smallest distance from peaks to all points 3 dB below = 11 mm

Ratio of SAR at M2 to SAR at M1 = 50.3%

Maximum value of SAR (measured) = 0.719 W/kg



0 dB = 0.719 W/kg = -1.43 dBW/kg

### n7 ANT 3

Frequency: 2535 MHz; Duty Cycle: 1:1; Room Ambient Temperature: 24.0°C; Liquid Temperature: 23.0°C

Medium parameters used:  $f = 2535 \text{ MHz}$ ;  $\sigma = 1.921 \text{ S/m}$ ;  $\epsilon_r = 37.777$ ;  $\rho = 1000 \text{ kg/m}^3$

DASY5 Configuration:

- Area Scan Setting: Find Secondary Maximum Within: 2.0 dB and with a peak SAR value greater than 0.0012W/kg
- Electronics: DAE4 Sn1352; Calibrated: 11/17/2020
- Probe: EX3DV4 - SN7569; ConvF(7.49, 7.49, 7.49) @ 2535 MHz; Calibrated: 4/26/2021
- Sensor-Surface: 1.4mm (Mechanical Surface Detection)
- Phantom: SAM with CRP (Wi-Fi 5 GHz); Type: QD000P40CD; Serial: TP:xxxx

**Edge 4/QPSK RB 108,54 Ch 507000/Area Scan (8x15x1):** Measurement grid: dx=12mm, dy=12mm

Maximum value of SAR (measured) = 0.948 W/kg

**Edge 4/QPSK RB 108,54 Ch 507000/Zoom Scan (7x7x7)/Cube 0:** Measurement grid: dx=5mm, dy=5mm, dz=5mm

Reference Value = 20.23 V/m; Power Drift = -0.01 dB

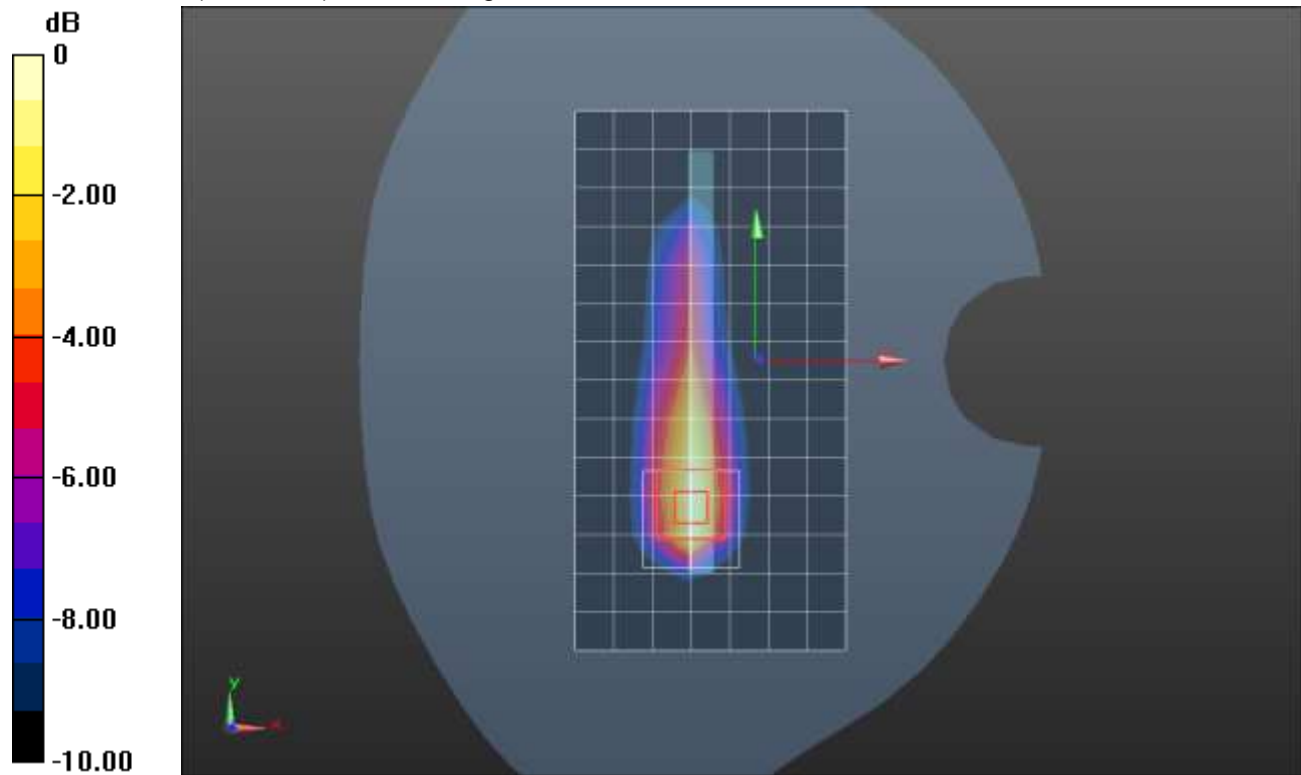
Peak SAR (extrapolated) = 1.26 W/kg

**SAR(1 g) = 0.563 W/kg; SAR(10 g) = 0.257 W/kg**

Smallest distance from peaks to all points 3 dB below = 8.5 mm

Ratio of SAR at M2 to SAR at M1 = 43.3%

Maximum value of SAR (measured) = 0.979 W/kg



0 dB = 0.979 W/kg = -0.09 dBW/kg

### n7 ANT 4

Frequency: 2535 MHz; Duty Cycle: 1:1; Room Ambient Temperature: 24.0°C; Liquid Temperature: 23.0°C  
 Medium parameters used:  $f = 2535 \text{ MHz}$ ;  $\sigma = 1.975 \text{ S/m}$ ;  $\epsilon_r = 39.324$ ;  $\rho = 1000 \text{ kg/m}^3$

DASY5 Configuration:

- Area Scan Setting: Find Secondary Maximum Within: 2.0 dB and with a peak SAR value greater than 0.0012W/kg
- Electronics: DAE4 Sn1248; Calibrated: 2/19/2021
- Probe: EX3DV4 - SN7582; ConvF(7.95, 7.95, 7.95) @ 2535 MHz; Calibrated: 3/1/2021
- Sensor-Surface: 2.5mm (Mechanical Surface Detection)
- Phantom: Twin-SAM V8.0 (30deg probe tilt); Type: QD 000 P41 Ax; Serial: xxxx

**LHS/Touch\_QPSK RB 1,107 Ch 507000/Area Scan (9x15x1):** Measurement grid: dx=12mm, dy=12mm  
 Maximum value of SAR (measured) = 0.623 W/kg

**LHS/Touch\_QPSK RB 1,107 Ch 507000/Zoom Scan (7x7x7)/Cube 0:** Measurement grid: dx=5mm, dy=5mm, dz=5mm

Reference Value = 20.33 V/m; Power Drift = 0.09 dB

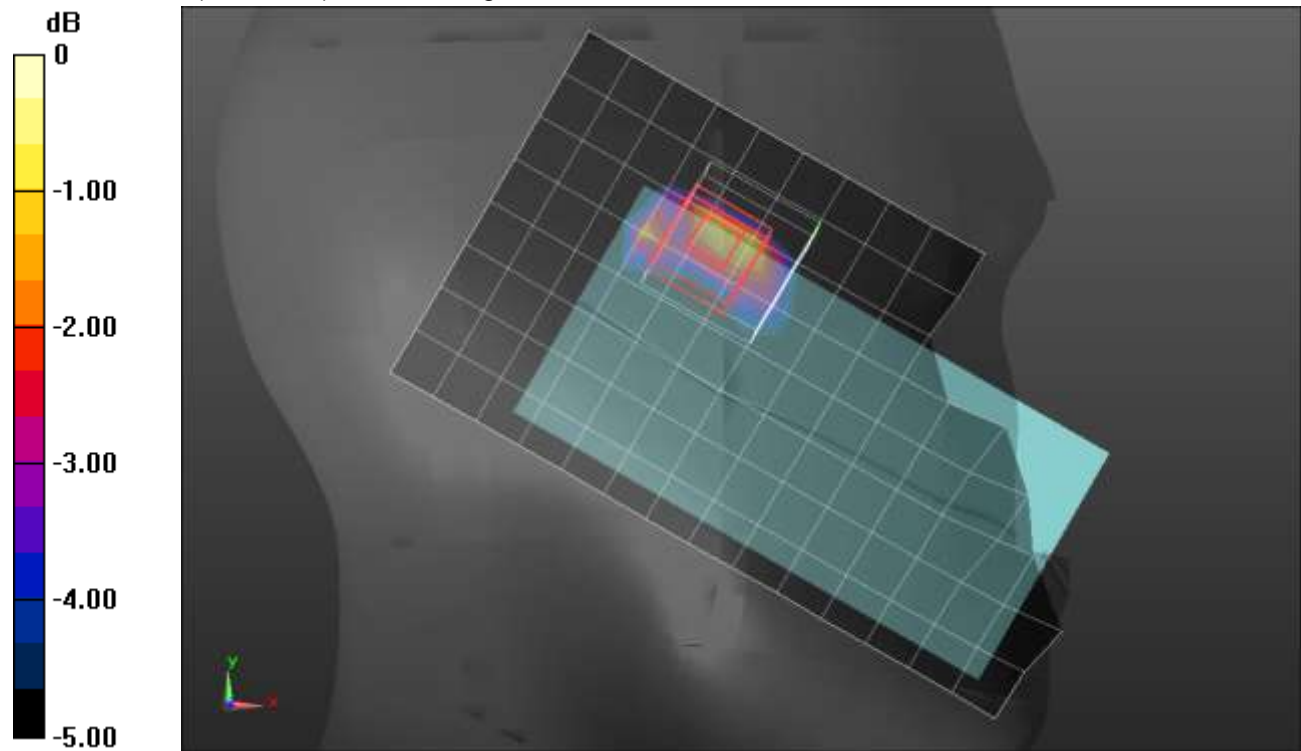
Peak SAR (extrapolated) = 1.13 W/kg

**SAR(1 g) = 0.484 W/kg; SAR(10 g) = 0.225 W/kg**

Smallest distance from peaks to all points 3 dB below = 7.2 mm

Ratio of SAR at M2 to SAR at M1 = 43.5%

Maximum value of SAR (measured) = 0.746 W/kg



0 dB = 0.746 W/kg = -1.27 dBW/kg

### n7 ANT 4

Frequency: 2535 MHz; Duty Cycle: 1:1; Room Ambient Temperature: 24.0°C; Liquid Temperature: 23.0°C  
 Medium parameters used:  $f = 2535 \text{ MHz}$ ;  $\sigma = 1.897 \text{ S/m}$ ;  $\epsilon_r = 37.449$ ;  $\rho = 1000 \text{ kg/m}^3$

DASY5 Configuration:

- Area Scan Setting: Find Secondary Maximum Within: 2.0 dB and with a peak SAR value greater than 0.0012W/kg
- Electronics: DAE4 Sn1239; Calibrated: 7/29/2020
- Probe: EX3DV4 - SN7498; ConvF(7.66, 7.66, 7.66) @ 2535 MHz; Calibrated: 3/18/2021
- Sensor-Surface: 2.5mm (Mechanical Surface Detection)
- Phantom: Twin-SAM V8.0 (20deg probe tilt); Type: QD 000 P41 AA; Serial: 1957

**Rear/QPSK RB 108,54 Ch 507000/Area Scan (9x16x1):** Measurement grid:  $dx=12\text{mm}$ ,  $dy=12\text{mm}$   
 Maximum value of SAR (measured) = 0.643 W/kg

**Rear/QPSK RB 108,54 Ch 507000/Zoom Scan (7x7x7)/Cube 0:** Measurement grid:  $dx=5\text{mm}$ ,  $dy=5\text{mm}$ ,  $dz=5\text{mm}$

Reference Value = 18.30 V/m; Power Drift = 0.07 dB

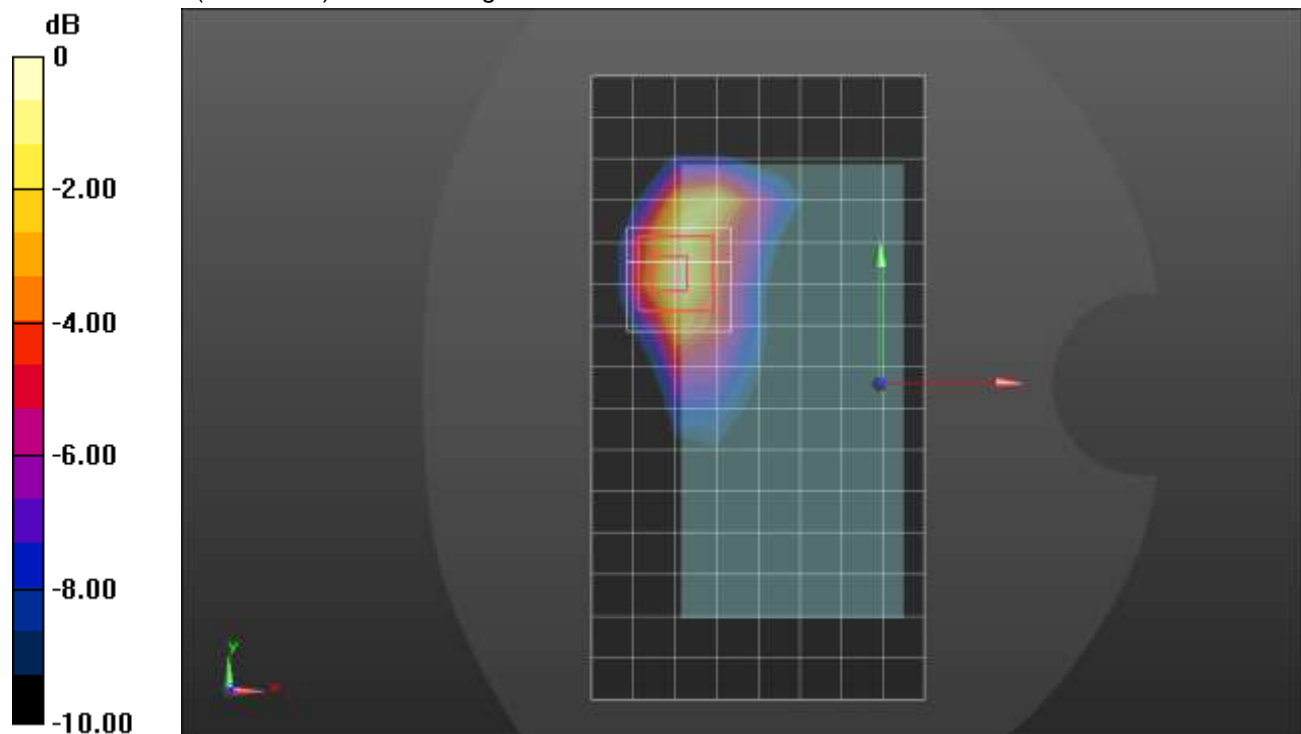
Peak SAR (extrapolated) = 0.968 W/kg

**SAR(1 g) = 0.440 W/kg; SAR(10 g) = 0.197 W/kg**

Smallest distance from peaks to all points 3 dB below = 7.6 mm

Ratio of SAR at M2 to SAR at M1 = 48%

Maximum value of SAR (measured) = 0.615 W/kg



0 dB = 0.615 W/kg = -2.11 dBW/kg

### n7 ANT 4

Frequency: 2535 MHz; Duty Cycle: 1:1; Room Ambient Temperature: 24.0°C; Liquid Temperature: 23.0°C

Medium parameters used:  $f = 2535 \text{ MHz}$ ;  $\sigma = 1.897 \text{ S/m}$ ;  $\epsilon_r = 37.449$ ;  $\rho = 1000 \text{ kg/m}^3$

DASY5 Configuration:

- Area Scan Setting: Find Secondary Maximum Within: 2.0 dB and with a peak SAR value greater than 0.0012W/kg
- Electronics: DAE4 Sn1239; Calibrated: 7/29/2020
- Probe: EX3DV4 - SN7498; ConvF(7.66, 7.66, 7.66) @ 2535 MHz; Calibrated: 3/18/2021
- Sensor-Surface: 2.5mm (Mechanical Surface Detection)
- Phantom: Twin-SAM V8.0 (20deg probe tilt); Type: QD 000 P41 AA; Serial: 1957

**Edge 2/QPSK RB 108,54 Ch 507000/Area Scan (7x16x1):** Measurement grid: dx=12mm, dy=12mm

Maximum value of SAR (measured) = 0.867 W/kg

**Edge 2/QPSK RB 108,54 Ch 507000/Zoom Scan (7x7x7)/Cube 0:** Measurement grid: dx=5mm, dy=5mm, dz=5mm

Reference Value = 22.23 V/m; Power Drift = -0.15 dB

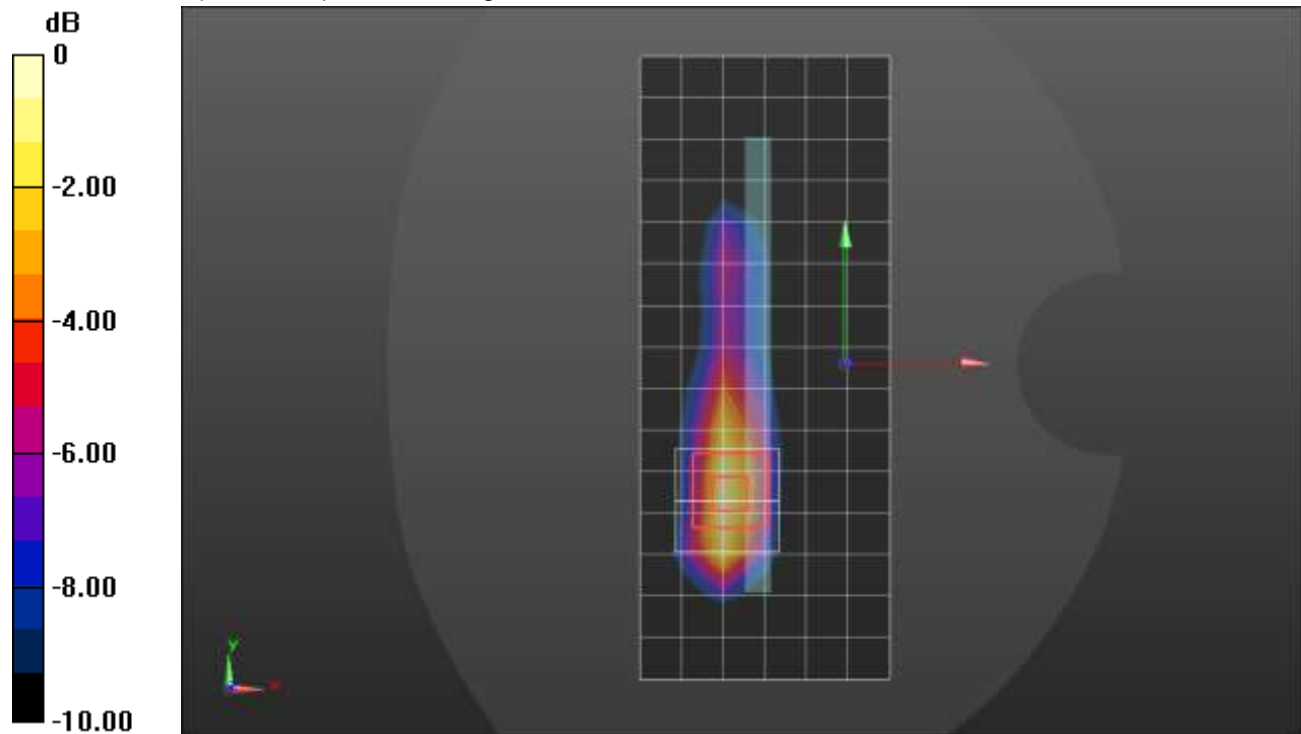
Peak SAR (extrapolated) = 1.32 W/kg

**SAR(1 g) = 0.623 W/kg; SAR(10 g) = 0.276 W/kg**

Smallest distance from peaks to all points 3 dB below = 8 mm

Ratio of SAR at M2 to SAR at M1 = 48.8%

Maximum value of SAR (measured) = 0.902 W/kg



0 dB = 0.902 W/kg = -0.45 dBW/kg

### n12 ANT 1

Frequency: 707.5 MHz; Duty Cycle: 1:1; Room Ambient Temperature: 24.0°C; Liquid Temperature: 23.0°C  
 Medium parameters used (interpolated):  $f = 707.5 \text{ MHz}$ ;  $\sigma = 0.9 \text{ S/m}$ ;  $\epsilon_r = 42.22$ ;  $\rho = 1000 \text{ kg/m}^3$

DASY5 Configuration:

- Area Scan Setting: Find Secondary Maximum Within: 2.0 dB and with a peak SAR value greater than 0.0012W/kg
- Electronics: DAE4 Sn1261; Calibrated: 2/24/2021
- Probe: EX3DV4 - SN7581; ConvF(10.77, 10.77, 10.77) @ 707.5 MHz; Calibrated: 3/1/2021
- Sensor-Surface: 1.4mm (Mechanical Surface Detection)
- Phantom: Twin-SAM V8.0 (30deg probe tilt); Type: QD 000 P41 Ax; Serial: xxxx

### RHS/Touch\_QPSK RB 1,40 Ch 141500/Area Scan (8x13x1):

Measurement grid:  $dx=15\text{mm}$ ,  $dy=15\text{mm}$   
[Info: Interpolated medium parameters used for SAR evaluation.](#)

Maximum value of SAR (measured) = 0.150 W/kg

### RHS/Touch\_QPSK RB 1,40 Ch 141500/Zoom Scan (5x5x7)/Cube 0:

Measurement grid:  $dx=8\text{mm}$ ,  $dy=8\text{mm}$ ,  $dz=5\text{mm}$

Reference Value = 12.54 V/m; Power Drift = 0.03 dB

Peak SAR (extrapolated) = 0.165 W/kg

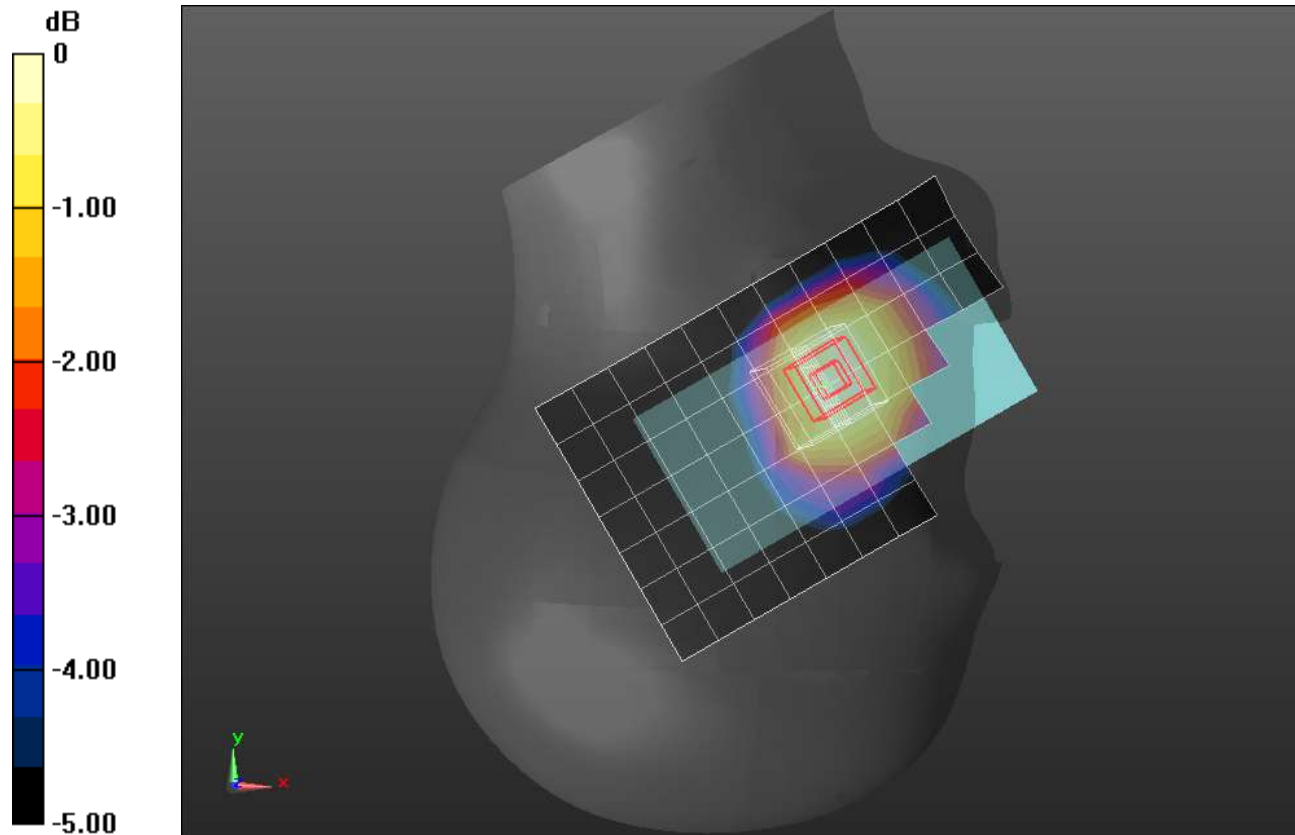
**SAR(1 g) = 0.131 W/kg; SAR(10 g) = 0.101 W/kg**

Smallest distance from peaks to all points 3 dB below: Larger than measurement grid

Ratio of SAR at M2 to SAR at M1 = 79.6%

[Info: Interpolated medium parameters used for SAR evaluation.](#)

Maximum value of SAR (measured) = 0.154 W/kg



0 dB = 0.154 W/kg = -8.12 dBW/kg

### n12 ANT 1

Frequency: 707.5 MHz; Duty Cycle: 1:1; Room Ambient Temperature: 24.0°C; Liquid Temperature: 23.0°C  
 Medium parameters used (interpolated):  $f = 707.5 \text{ MHz}$ ;  $\sigma = 0.9 \text{ S/m}$ ;  $\epsilon_r = 42.22$ ;  $\rho = 1000 \text{ kg/m}^3$

DASY5 Configuration:

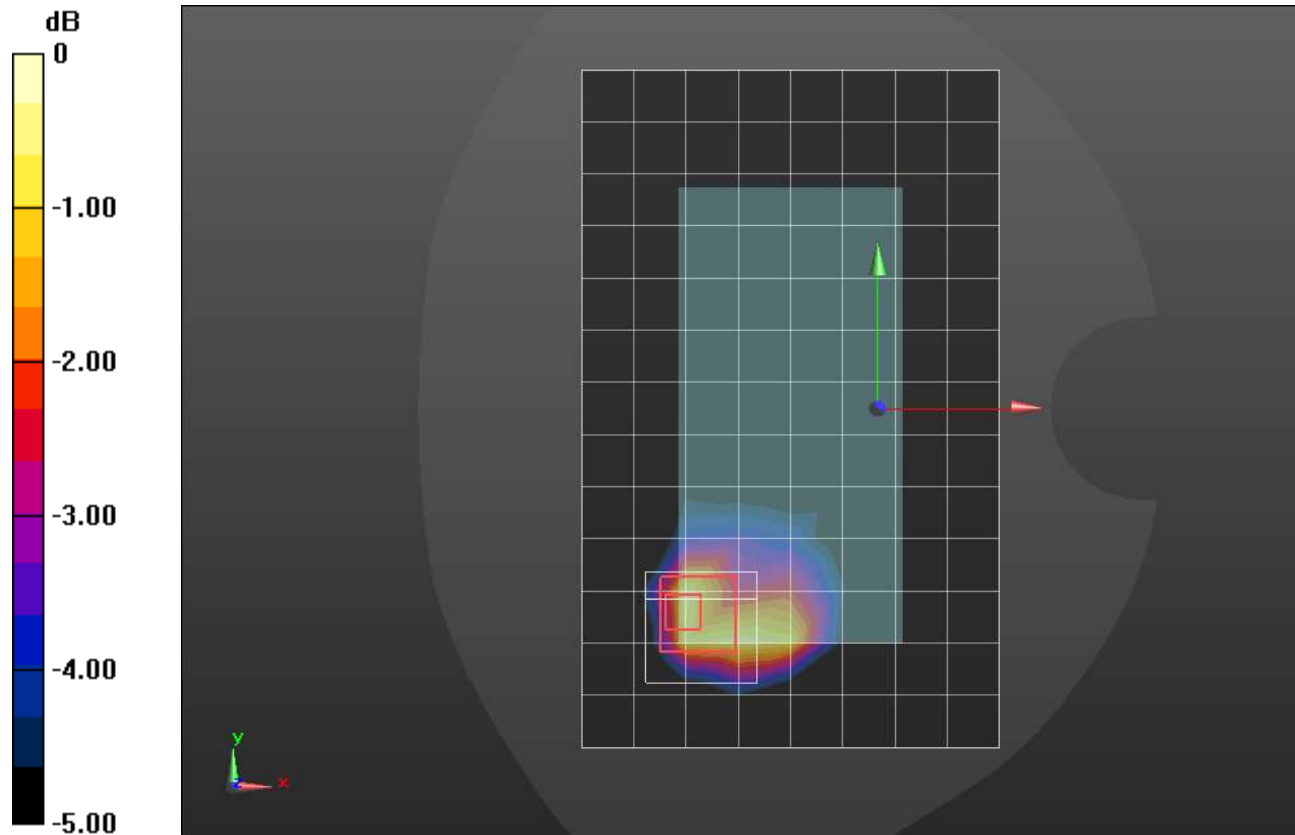
- Area Scan Setting: Find Secondary Maximum Within: 2.0 dB and with a peak SAR value greater than 0.0012W/kg
- Electronics: DAE4 Sn1261; Calibrated: 2/24/2021
- Probe: EX3DV4 - SN7581; ConvF(10.77, 10.77, 10.77) @ 707.5 MHz; Calibrated: 3/1/2021
- Sensor-Surface: 1.4mm (Mechanical Surface Detection)
- Phantom: Twin-SAM V8.0 (30deg probe tilt); Type: QD 000 P41 Ax; Serial: xxxx

#### Rear/QPSK RB 1,40 Ch 141500/Area Scan (9x14x1):

Measurement grid:  $dx=15\text{mm}$ ,  $dy=15\text{mm}$   
 Info: [Interpolated medium parameters used for SAR evaluation.](#)  
 Maximum value of SAR (measured) = 0.652 W/kg

#### Rear/QPSK RB 1,40 Ch 141500/Zoom Scan (5x5x7)/Cube 0:

Measurement grid:  $dx=8\text{mm}$ ,  $dy=8\text{mm}$ ,  $dz=5\text{mm}$   
 Reference Value = 24.09 V/m; Power Drift = -0.09 dB  
 Peak SAR (extrapolated) = 0.963 W/kg  
**SAR(1 g) = 0.417 W/kg; SAR(10 g) = 0.223 W/kg**  
 Smallest distance from peaks to all points 3 dB below = 9.3 mm  
 Ratio of SAR at M2 to SAR at M1 = 43.9%  
 Info: [Interpolated medium parameters used for SAR evaluation.](#)  
 Maximum value of SAR (measured) = 0.711 W/kg



0 dB = 0.711 W/kg = -1.48 dBW/kg



### n12 ANT 1

Frequency: 707.5 MHz; Duty Cycle: 1:1; Room Ambient Temperature: 24.0°C; Liquid Temperature: 23.0°C  
 Medium parameters used (interpolated):  $f = 707.5 \text{ MHz}$ ;  $\sigma = 0.9 \text{ S/m}$ ;  $\epsilon_r = 42.22$ ;  $\rho = 1000 \text{ kg/m}^3$

DASY5 Configuration:

- Area Scan Setting: Find Secondary Maximum Within: 2.0 dB and with a peak SAR value greater than 0.0012W/kg
- Electronics: DAE4 Sn1261; Calibrated: 2/24/2021
- Probe: EX3DV4 - SN7581; ConvF(10.77, 10.77, 10.77) @ 707.5 MHz; Calibrated: 3/1/2021
- Sensor-Surface: 1.4mm (Mechanical Surface Detection)
- Phantom: Twin-SAM V8.0 (30deg probe tilt); Type: QD 000 P41 Ax; Serial: xxxx

**Edge 2/QPSK RB 1,40 Ch 141500/Area Scan (7x14x1):** Measurement grid: dx=15mm, dy=15mm

[Info: Interpolated medium parameters used for SAR evaluation.](#)

Maximum value of SAR (measured) = 0.640 W/kg

**Edge 2/QPSK RB 1,40 Ch 141500/Zoom Scan (5x5x7)/Cube 0:** Measurement grid: dx=8mm, dy=8mm, dz=5mm

Reference Value = 23.82 V/m; Power Drift = 0.04 dB

Peak SAR (extrapolated) = 1.18 W/kg

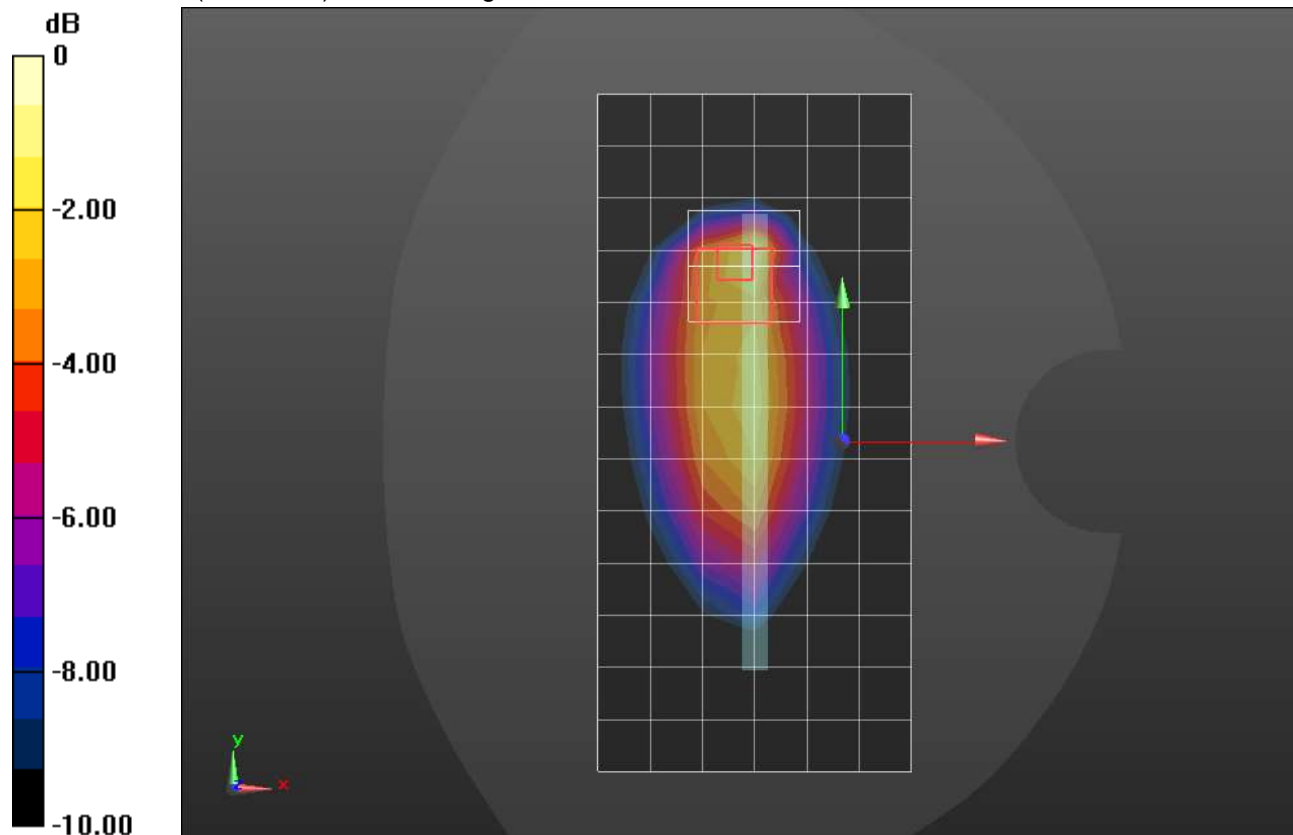
**SAR(1 g) = 0.457 W/kg; SAR(10 g) = 0.253 W/kg**

Smallest distance from peaks to all points 3 dB below = 6.8 mm

Ratio of SAR at M2 to SAR at M1 = 44.9%

[Info: Interpolated medium parameters used for SAR evaluation.](#)

Maximum value of SAR (measured) = 0.769 W/kg



0 dB = 0.769 W/kg = -1.14 dBW/kg

## n12 ANT 2

Frequency: 707.5 MHz; Duty Cycle: 1:1; Room Ambient Temperature: 24.0°C; Liquid Temperature: 23.0°C  
 Medium parameters used (interpolated):  $f = 707.5$  MHz;  $\sigma = 0.9$  S/m;  $\epsilon_r = 42.22$ ;  $\rho = 1000$  kg/m<sup>3</sup>

DASY5 Configuration:

- Area Scan Setting: Find Secondary Maximum Within: 2.0 dB and with a peak SAR value greater than 0.0012W/kg
- Electronics: DAE4 Sn1261; Calibrated: 2/24/2021
- Probe: EX3DV4 - SN7581; ConvF(10.77, 10.77, 10.77) @ 707.5 MHz; Calibrated: 3/1/2021
- Sensor-Surface: 1.4mm (Mechanical Surface Detection)
- Phantom: Twin-SAM V8.0 (30deg probe tilt); Type: QD 000 P41 Ax; Serial: xxxx

**RHS/Tilt\_QPSK RB 1,40 Ch 141500/Area Scan (9x14x1):** Measurement grid: dx=15mm, dy=15mm

[Info: Interpolated medium parameters used for SAR evaluation.](#)

Maximum value of SAR (measured) = 0.797 W/kg

**RHS/Tilt\_QPSK RB 1,40 Ch 141500/Zoom Scan (7x7x7)/Cube 0:** Measurement grid: dx=8mm, dy=8mm, dz=5mm

Reference Value = 27.21 V/m; Power Drift = 0.04 dB

Peak SAR (extrapolated) = 1.25 W/kg

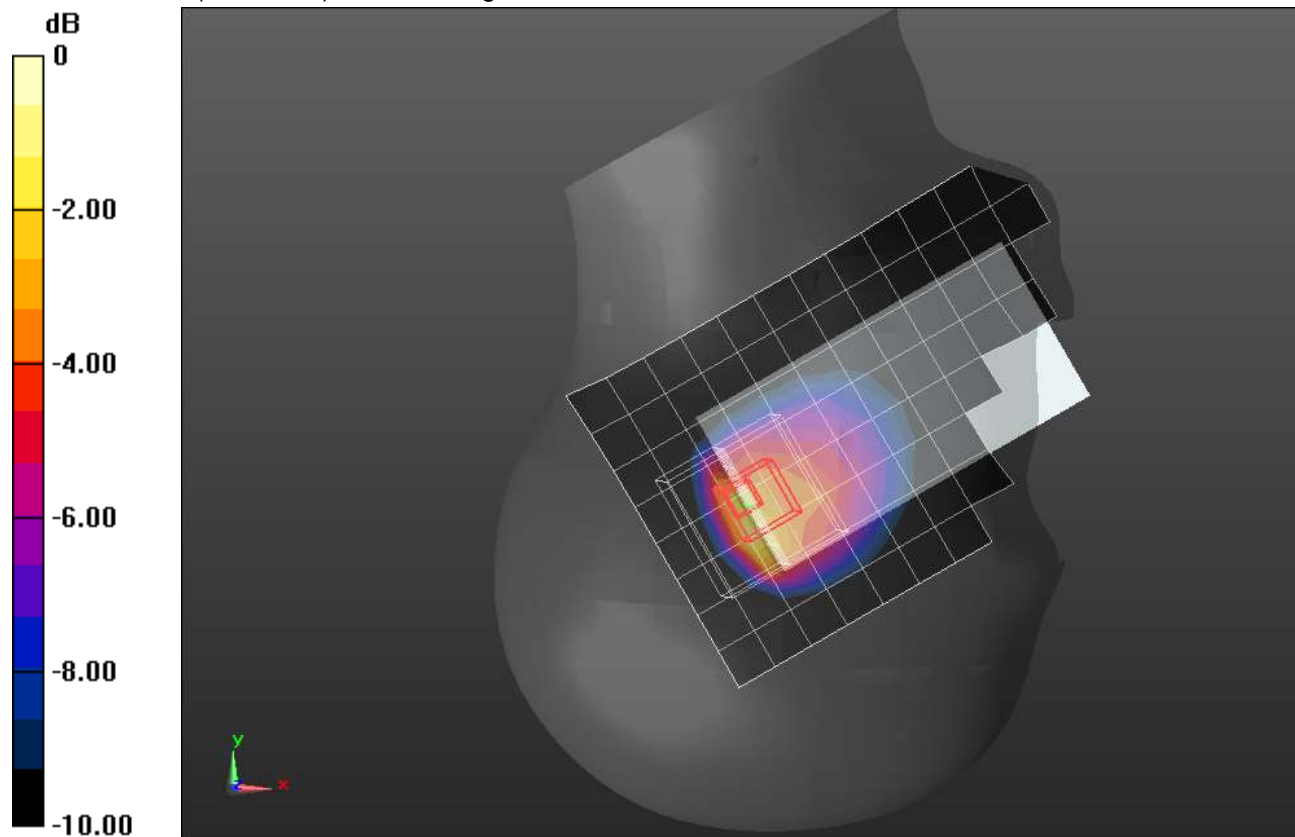
**SAR(1 g) = 0.515 W/kg; SAR(10 g) = 0.272 W/kg**

Smallest distance from peaks to all points 3 dB below = 8 mm

Ratio of SAR at M2 to SAR at M1 = 39.4%

[Info: Interpolated medium parameters used for SAR evaluation.](#)

Maximum value of SAR (measured) = 0.956 W/kg



0 dB = 0.956 W/kg = -0.20 dBW/kg

## n12 ANT 2

Frequency: 707.5 MHz; Duty Cycle: 1:1; Room Ambient Temperature: 24.0°C; Liquid Temperature: 23.0°C  
 Medium parameters used (interpolated):  $f = 707.5$  MHz;  $\sigma = 0.9$  S/m;  $\epsilon_r = 42.22$ ;  $\rho = 1000$  kg/m<sup>3</sup>

DASY5 Configuration:

- Area Scan Setting: Find Secondary Maximum Within: 2.0 dB and with a peak SAR value greater than 0.0012W/kg
- Electronics: DAE4 Sn1261; Calibrated: 2/24/2021
- Probe: EX3DV4 - SN7581; ConvF(10.77, 10.77, 10.77) @ 707.5 MHz; Calibrated: 3/1/2021
- Sensor-Surface: 1.4mm (Mechanical Surface Detection)
- Phantom: Twin-SAM V8.0 (30deg probe tilt); Type: QD 000 P41 Ax; Serial: xxxx

### Rear/QPSK RB 1,40 Ch 141500/Area Scan (9x14x1):

Measurement grid: dx=15mm, dy=15mm  
[Info: Interpolated medium parameters used for SAR evaluation.](#)

Maximum value of SAR (measured) = 0.467 W/kg

### Rear/QPSK RB 1,40 Ch 141500/Zoom Scan (5x5x7)/Cube 0:

Measurement grid: dx=8mm, dy=8mm, dz=5mm  
 Reference Value = 21.06 V/m; Power Drift = -0.14 dB

Peak SAR (extrapolated) = 0.885 W/kg

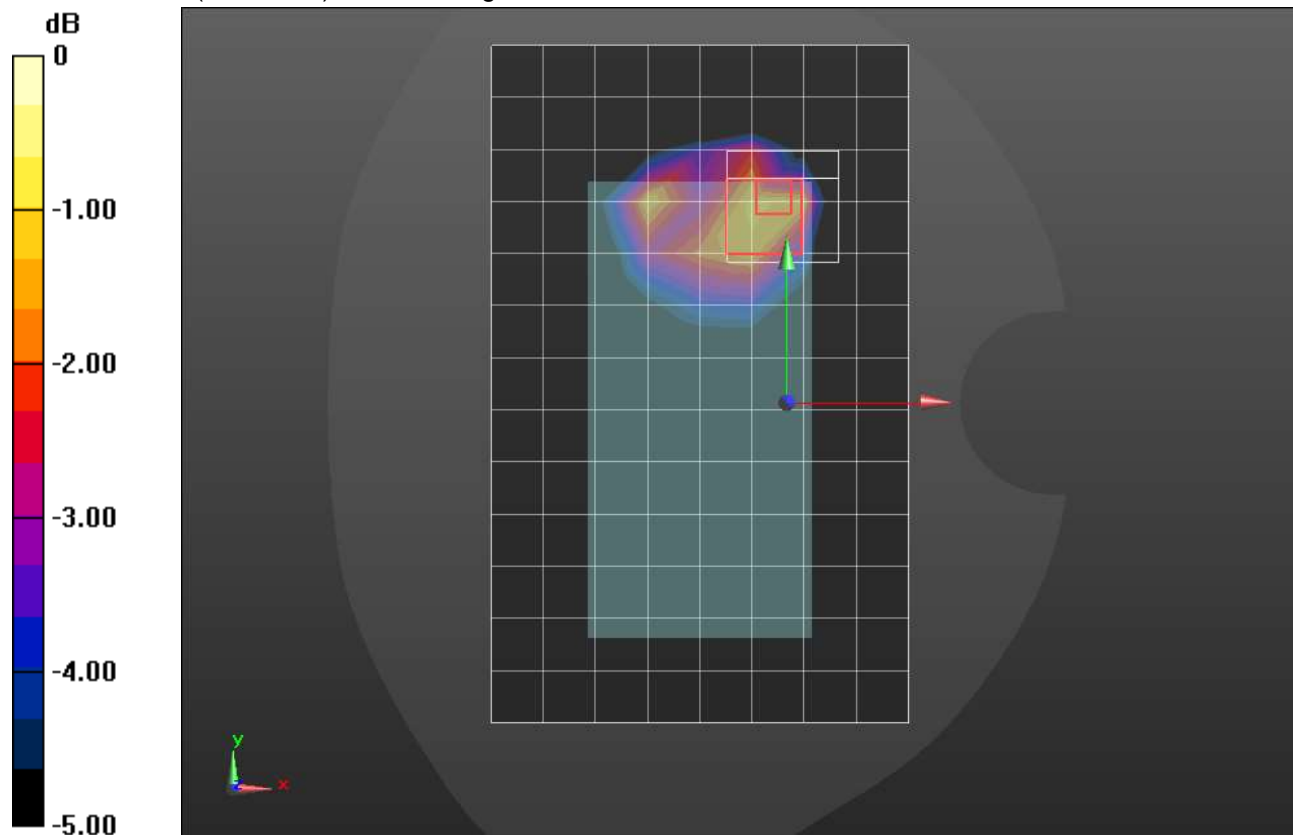
**SAR(1 g) = 0.377 W/kg; SAR(10 g) = 0.210 W/kg**

Smallest distance from peaks to all points 3 dB below = 8.6 mm

Ratio of SAR at M2 to SAR at M1 = 40.5%

[Info: Interpolated medium parameters used for SAR evaluation.](#)

Maximum value of SAR (measured) = 0.620 W/kg



0 dB = 0.620 W/kg = -2.08 dBW/kg

### n25 ANT 1


Frequency: 1882.5 MHz; Duty Cycle: 1:1; Room Ambient Temperature: 24.0°C; Liquid Temperature: 23.0°C  
 Medium parameters used (interpolated):  $f = 1882.5 \text{ MHz}$ ;  $\sigma = 1.437 \text{ S/m}$ ;  $\epsilon_r = 38.758$ ;  $\rho = 1000 \text{ kg/m}^3$

DASY5 Configuration:

- Area Scan Setting: Find Secondary Maximum Within: 2.0 dB and with a peak SAR value greater than 0.0012W/kg
- Electronics: DAE4 Sn1380; Calibrated: 8/19/2020
- Probe: EX3DV4 - SN3749; ConvF(7.86, 7.86, 7.86) @ 1882.5 MHz; Calibrated: 2/5/2021
- Sensor-Surface: 1.4mm (Mechanical Surface Detection)
- Phantom: SAM v4.0(A); Type: QD000P40CD; Serial: 1632

**RHS/Touch\_QPSK RB 1,53 Ch 376500/Area Scan (9x14x1):** Measurement grid: dx=12mm, dy=12mm  
 Maximum value of SAR (measured) = 0.305 W/kg

**RHS/Touch\_QPSK RB 1,53 Ch 376500/Zoom Scan (7x7x7)/Cube 0:** Measurement grid: dx=5mm, dy=5mm, dz=5mm  
 Reference Value = 14.20 V/m; Power Drift = 0.11 dB  
 Peak SAR (extrapolated) = 0.362 W/kg  
**SAR(1 g) = 0.231 W/kg; SAR(10 g) = 0.143 W/kg**  
 Smallest distance from peaks to all points 3 dB below = 12.5 mm  
 Ratio of SAR at M2 to SAR at M1 = 65.4%  
 Maximum value of SAR (measured) = 0.312 W/kg



0 dB = 0.312 W/kg = -5.06 dBW/kg

### n25 ANT 1

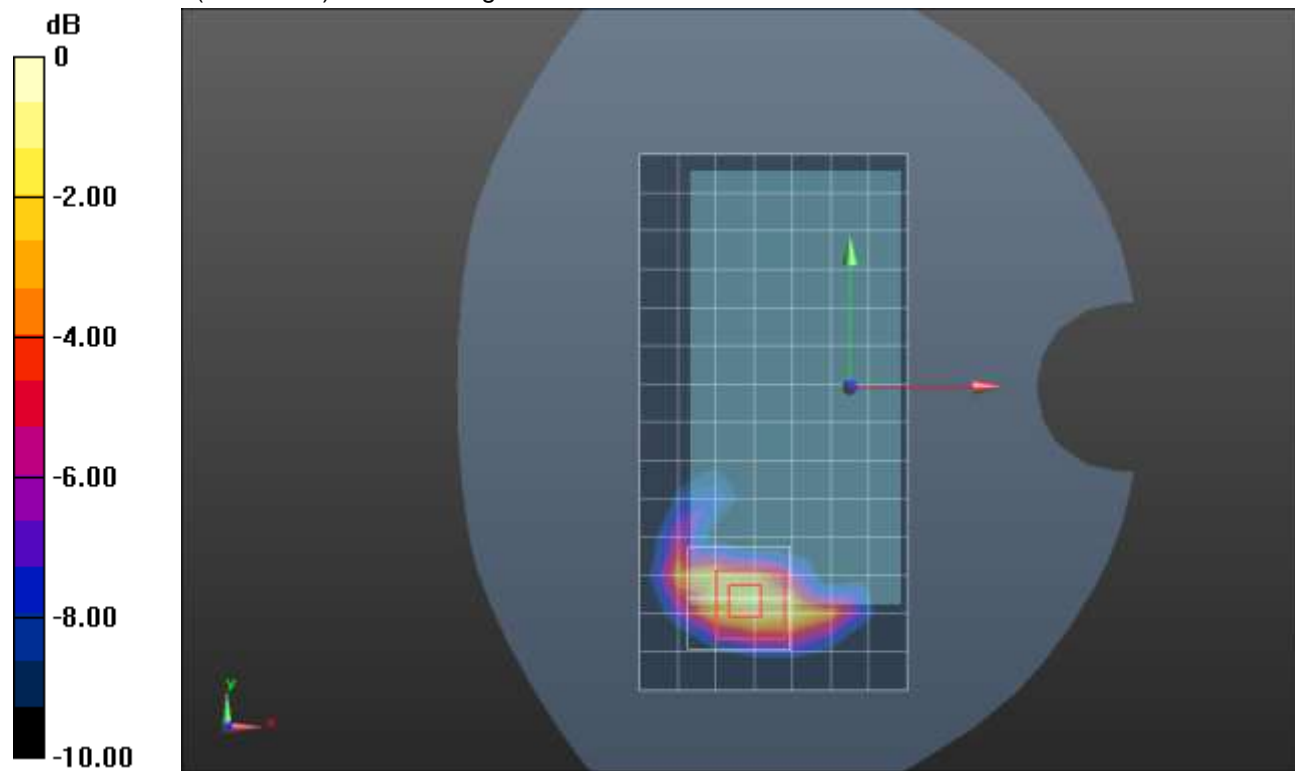
Frequency: 1882.5 MHz; Duty Cycle: 1:1; Room Ambient Temperature: 24.0°C; Liquid Temperature: 23.0°C  
 Medium parameters used (interpolated):  $f = 1882.5$  MHz;  $\sigma = 1.397$  S/m;  $\epsilon_r = 39.395$ ;  $\rho = 1000$  kg/m<sup>3</sup>

DASY5 Configuration:

- Area Scan Setting: Find Secondary Maximum Within: 2.0 dB and with a peak SAR value greater than 0.0012W/kg
- Electronics: DAE4 Sn1380; Calibrated: 8/19/2020
- Probe: EX3DV4 - SN3749; ConvF(7.86, 7.86, 7.86) @ 1882.5 MHz; Calibrated: 2/5/2021
- Sensor-Surface: 1.4mm (Mechanical Surface Detection)
- Phantom: SAM v4.0(A); Type: QD000P40CD; Serial: 1632

**Rear/QPSK RB 50,28 Ch 376500/Area Scan (8x15x1):** Measurement grid: dx=12mm, dy=12mm  
 Maximum value of SAR (measured) = 0.737 W/kg

**Rear/QPSK RB 50,28 Ch 376500/Zoom Scan (5x5x7)/Cube 0:** Measurement grid: dx=8mm, dy=8mm, dz=5mm  
 Reference Value = 21.53 V/m; Power Drift = 0.01 dB  
 Peak SAR (extrapolated) = 1.09 W/kg  
**SAR(1 g) = 0.549 W/kg; SAR(10 g) = 0.274 W/kg**  
 Smallest distance from peaks to all points 3 dB below = 8 mm  
 Ratio of SAR at M2 to SAR at M1 = 50.9%  
 Maximum value of SAR (measured) = 0.884 W/kg



0 dB = 0.884 W/kg = -0.54 dBW/kg

### n25 ANT 1

Frequency: 1905 MHz; Duty Cycle: 1:1; Room Ambient Temperature: 24.0°C; Liquid Temperature: 23.0°C

Medium parameters used:  $f = 1905 \text{ MHz}$ ;  $\sigma = 1.425 \text{ S/m}$ ;  $\epsilon_r = 39.41$ ;  $\rho = 1000 \text{ kg/m}^3$

DASY5 Configuration:

- Area Scan Setting: Find Secondary Maximum Within: 2.0 dB and with a peak SAR value greater than 0.0012W/kg
- Electronics: DAE4 Sn1380; Calibrated: 8/19/2020
- Probe: EX3DV4 - SN3749; ConvF(7.86, 7.86, 7.86) @ 1905 MHz; Calibrated: 2/5/2021
- Sensor-Surface: 1.4mm (Mechanical Surface Detection)
- Phantom: SAM v4.0(A); Type: QD000P40CD; Serial: 1632

**Edge 3/QPSK RB 50,28 Ch 381000/Area Scan (5x9x1):** Measurement grid: dx=15mm, dy=15mm  
 Maximum value of SAR (measured) = 1.07 W/kg

**Edge 3/QPSK RB 50,28 Ch 381000/Zoom Scan (5x5x7)/Cube 0:** Measurement grid: dx=8mm, dy=8mm, dz=5mm

Reference Value = 23.37 V/m; Power Drift = 0.01 dB

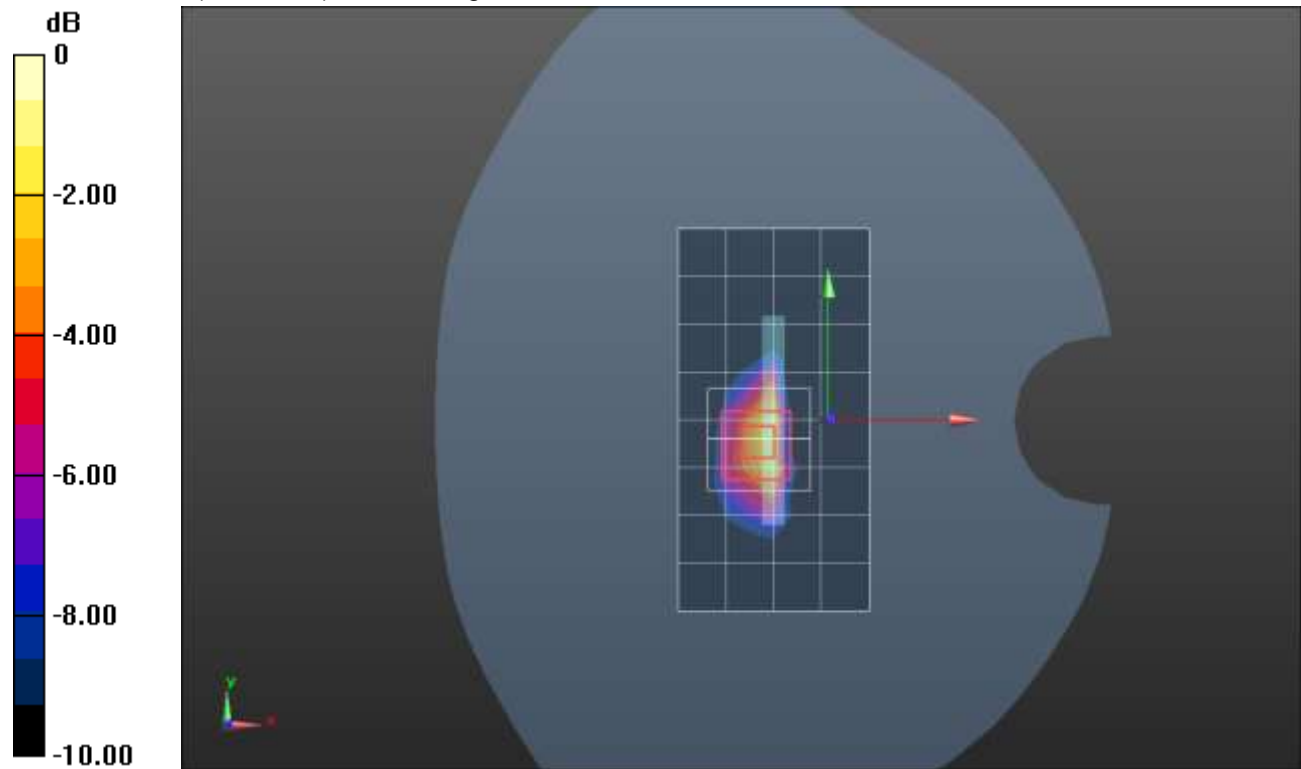
Peak SAR (extrapolated) = 1.61 W/kg

**SAR(1 g) = 0.782 W/kg; SAR(10 g) = 0.365 W/kg**

Smallest distance from peaks to all points 3 dB below = 8 mm

Ratio of SAR at M2 to SAR at M1 = 49.5%

Maximum value of SAR (measured) = 1.30 W/kg



0 dB = 1.30 W/kg = 1.14 dBW/kg

## n25 ANT 2

Frequency: 1882.5 MHz; Duty Cycle: 1:1; Room Ambient Temperature: 24.0°C; Liquid Temperature: 23.0°C  
 Medium parameters used (interpolated):  $f = 1882.5$  MHz;  $\sigma = 1.437$  S/m;  $\epsilon_r = 38.758$ ;  $\rho = 1000$  kg/m<sup>3</sup>

DASY5 Configuration:

- Area Scan Setting: Find Secondary Maximum Within: 2.0 dB and with a peak SAR value greater than 0.0012W/kg
- Electronics: DAE4 Sn1380; Calibrated: 8/19/2020
- Probe: EX3DV4 - SN3749; ConvF(7.86, 7.86, 7.86) @ 1882.5 MHz; Calibrated: 2/5/2021
- Sensor-Surface: 1.4mm (Mechanical Surface Detection)
- Phantom: SAM v4.0(A); Type: QD000P40CD; Serial: 1632

**RHS/Touch\_QPSK RB 100,0 Ch 376500/Area Scan (8x13x1):** Measurement grid: dx=15mm, dy=15mm  
 Maximum value of SAR (measured) = 1.20 W/kg

**RHS/Touch\_QPSK RB 100,0 Ch 376500/Zoom Scan (5x5x7)/Cube 0:** Measurement grid: dx=8mm, dy=8mm, dz=5mm

Reference Value = 24.95 V/m; Power Drift = 0.08 dB


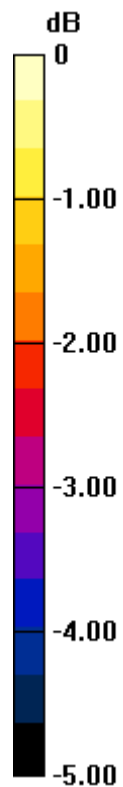
Peak SAR (extrapolated) = 1.55 W/kg

**SAR(1 g) = 0.734 W/kg; SAR(10 g) = 0.405 W/kg**

Smallest distance from peaks to all points 3 dB below = 8 mm

Ratio of SAR at M2 to SAR at M1 = 45.3%.

Maximum value of SAR (measured) = 1.15 W/kg



0 dB = 1.15 W/kg = 0.61 dBW/kg



## n25 ANT 2

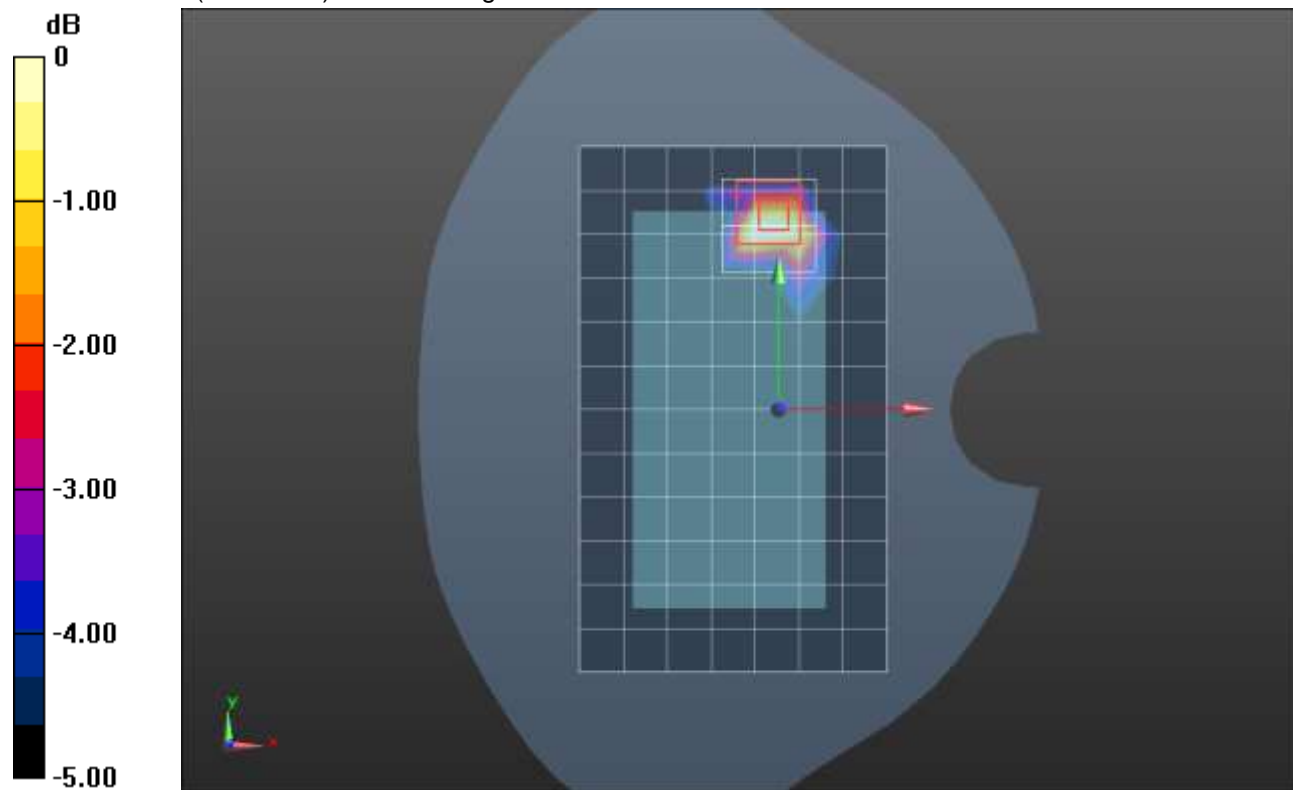
Frequency: 1882.5 MHz; Duty Cycle: 1:1; Room Ambient Temperature: 24.0°C; Liquid Temperature: 23.0°C  
 Medium parameters used (interpolated):  $f = 1882.5$  MHz;  $\sigma = 1.397$  S/m;  $\epsilon_r = 39.395$ ;  $\rho = 1000$  kg/m<sup>3</sup>

DASY5 Configuration:

- Area Scan Setting: Find Secondary Maximum Within: 2.0 dB and with a peak SAR value greater than 0.0012W/kg
- Electronics: DAE4 Sn1380; Calibrated: 8/19/2020
- Probe: EX3DV4 - SN3749; ConvF(7.86, 7.86, 7.86) @ 1882.5 MHz; Calibrated: 2/5/2021
- Sensor-Surface: 1.4mm (Mechanical Surface Detection)
- Phantom: SAM v4.0(A); Type: QD000P40CD; Serial: 1632

**Rear/QPSK RB 50,28 Ch 376500/Area Scan (8x13x1):** Measurement grid: dx=15mm, dy=15mm  
 Maximum value of SAR (measured) = 1.01 W/kg

**Rear/QPSK RB 50,28 Ch 376500/Zoom Scan (5x5x7)/Cube 0:** Measurement grid: dx=8mm, dy=8mm, dz=5mm  
 Reference Value = 25.04 V/m; Power Drift = -0.06 dB  
 Peak SAR (extrapolated) = 1.16 W/kg  
**SAR(1 g) = 0.558 W/kg; SAR(10 g) = 0.271 W/kg**  
 Smallest distance from peaks to all points 3 dB below = 8 mm  
 Ratio of SAR at M2 to SAR at M1 = 48.2%  
 Maximum value of SAR (measured) = 0.871 W/kg



0 dB = 0.871 W/kg = -0.60 dBW/kg

## n25 ANT 2

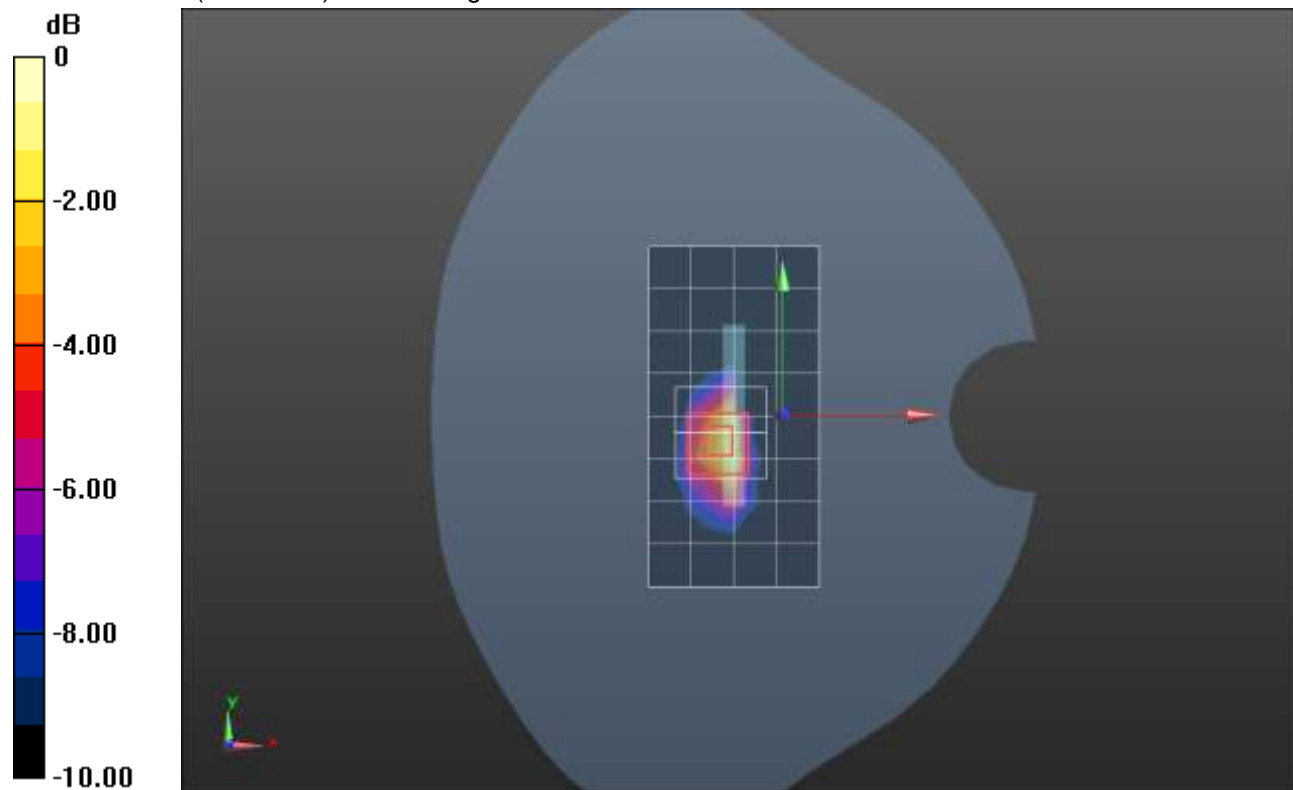
Frequency: 1860 MHz; Duty Cycle: 1:1; Room Ambient Temperature: 24.0°C; Liquid Temperature: 23.0°C  
 Medium parameters used:  $f = 1860 \text{ MHz}$ ;  $\sigma = 1.373 \text{ S/m}$ ;  $\epsilon_r = 39.487$ ;  $\rho = 1000 \text{ kg/m}^3$

DASY5 Configuration:

- Area Scan Setting: Find Secondary Maximum Within: 2.0 dB and with a peak SAR value greater than 0.0012W/kg
- Electronics: DAE4 Sn1380; Calibrated: 8/19/2020
- Probe: EX3DV4 - SN3749; ConvF(7.86, 7.86, 7.86) @ 1860 MHz; Calibrated: 2/5/2021
- Sensor-Surface: 1.4mm (Mechanical Surface Detection)
- Phantom: SAM v4.0(A); Type: QD000P40CD; Serial: 1632

**Edge 1/QPSK RB 50,28 Ch 372000/Area Scan (5x9x1):** Measurement grid: dx=15mm, dy=15mm  
 Maximum value of SAR (measured) = 0.953 W/kg

**Edge 1/QPSK RB 50,28 Ch 372000/Zoom Scan (5x5x7)/Cube 0:** Measurement grid: dx=8mm, dy=8mm, dz=5mm  
 Reference Value = 24.28 V/m; Power Drift = 0.18 dB  
 Peak SAR (extrapolated) = 1.65 W/kg  
**SAR(1 g) = 0.764 W/kg; SAR(10 g) = 0.361 W/kg**  
 Smallest distance from peaks to all points 3 dB below = 8 mm  
 Ratio of SAR at M2 to SAR at M1 = 46.2%  
 Maximum value of SAR (measured) = 1.31 W/kg



0 dB = 1.31 W/kg = 1.17 dBW/kg

### n25 ANT 3

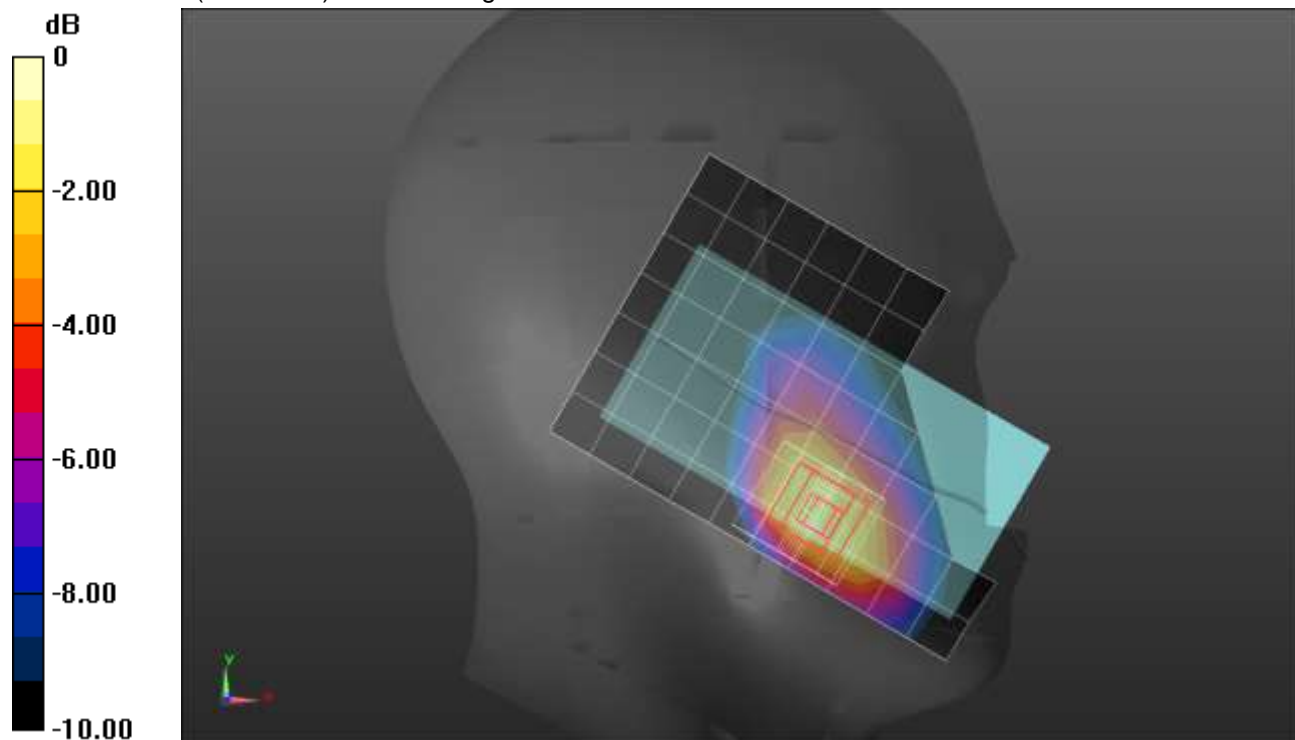
Frequency: 1905 MHz; Duty Cycle: 1:1; Room Ambient Temperature: 24.0°C; Liquid Temperature: 23.0°C  
 Medium parameters used:  $f = 1905 \text{ MHz}$ ;  $\sigma = 1.45 \text{ S/m}$ ;  $\epsilon_r = 38.126$ ;  $\rho = 1000 \text{ kg/m}^3$

DASY5 Configuration:

- Area Scan Setting: Find Secondary Maximum Within: 2.0 dB and with a peak SAR value greater than 0.0012W/kg
- Electronics: DAE4 Sn1359; Calibrated: 1/28/2021
- Probe: EX3DV4 - SN3772; ConvF(7.33, 7.33, 7.33) @ 1905 MHz; Calibrated: 2/25/2021
- Sensor-Surface: 1.4mm (Mechanical Surface Detection)
- Phantom: Twin-SAM V8.0 (20deg probe tilt); Type: QD 000 P41 AA; Serial: 1948

**LHS/Touch\_QPSK RB 1,53 Ch 381000/Area Scan (8x12x1):** Measurement grid:  $dx=15\text{mm}$ ,  $dy=15\text{mm}$   
 Maximum value of SAR (measured) = 0.667 W/kg

**LHS/Touch\_QPSK RB 1,53 Ch 381000/Zoom Scan (5x5x7)/Cube 0:** Measurement grid:  $dx=8\text{mm}$ ,  $dy=8\text{mm}$ ,  $dz=5\text{mm}$   
 Reference Value = 20.43 V/m; Power Drift = 0.01 dB  
 Peak SAR (extrapolated) = 0.969 W/kg  
**SAR(1 g) = 0.604 W/kg; SAR(10 g) = 0.369 W/kg**  
 Smallest distance from peaks to all points 3 dB below = 13.6 mm  
 Ratio of SAR at M2 to SAR at M1 = 62.7%  
 Maximum value of SAR (measured) = 0.845 W/kg



0 dB = 0.845 W/kg = -0.73 dBW/kg

### n25 ANT 3

Frequency: 1882.5 MHz; Duty Cycle: 1:1; Room Ambient Temperature: 24.0°C; Liquid Temperature: 23.0°C  
 Medium parameters used (interpolated):  $f = 1882.5$  MHz;  $\sigma = 1.397$  S/m;  $\epsilon_r = 39.395$ ;  $\rho = 1000$  kg/m<sup>3</sup>

DASY5 Configuration:

- Area Scan Setting: Find Secondary Maximum Within: 2.0 dB and with a peak SAR value greater than 0.0012W/kg
- Electronics: DAE4 Sn1380; Calibrated: 8/19/2020
- Probe: EX3DV4 - SN3749; ConvF(7.86, 7.86, 7.86) @ 1882.5 MHz; Calibrated: 2/5/2021
- Sensor-Surface: 1.4mm (Mechanical Surface Detection), Sensor-Surface: 2.5mm (Mechanical Surface Detection)
- Phantom: SAM v4.0(A); Type: QD000P40CD; Serial: 1632

**Rear/QPSK RB 100,0 ch 376500/Area Scan (8x13x1):** Measurement grid: dx=15mm, dy=15mm  
 Maximum value of SAR (measured) = 0.968 W/kg

**Rear/QPSK RB 100,0 ch 376500/Zoom Scan (5x5x7)/Cube 0:** Measurement grid: dx=8mm, dy=8mm, dz=5mm

Reference Value = 27.43 V/m; Power Drift = 0.06 dB

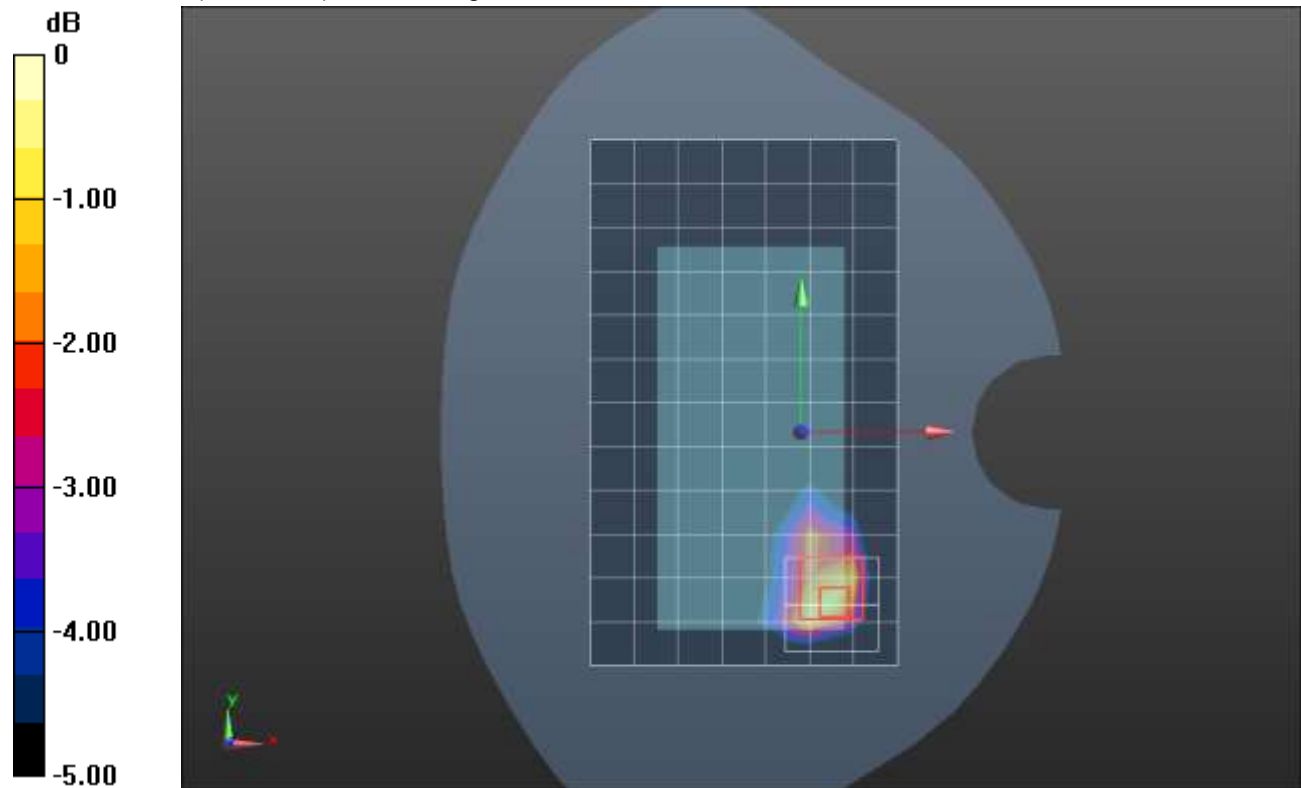
Peak SAR (extrapolated) = 1.65 W/kg

**SAR(1 g) = 0.760 W/kg; SAR(10 g) = 0.387 W/kg**

Smallest distance from peaks to all points 3 dB below = 10.7 mm

Ratio of SAR at M2 to SAR at M1 = 45.4%

Maximum value of SAR (measured) = 1.10 W/kg



0 dB = 1.10 W/kg = 0.41 dBW/kg

### n25 ANT 3

Frequency: 1905 MHz; Duty Cycle: 1:1; Room Ambient Temperature: 24.0°C; Liquid Temperature: 23.0°C

Medium parameters used:  $f = 1905 \text{ MHz}$ ;  $\sigma = 1.425 \text{ S/m}$ ;  $\epsilon_r = 39.41$ ;  $\rho = 1000 \text{ kg/m}^3$

DASY5 Configuration:

- Area Scan Setting: Find Secondary Maximum Within: 2.0 dB and with a peak SAR value greater than 0.0012W/kg
- Electronics: DAE4 Sn1380; Calibrated: 8/19/2020
- Probe: EX3DV4 - SN3749; ConvF(7.86, 7.86, 7.86) @ 1905 MHz; Calibrated: 2/5/2021
- Sensor-Surface: 2.5mm (Mechanical Surface Detection)
- Phantom: SAM v4.0(A); Type: QD000P40CD; Serial: 1632

**Edge 4/QPSK RB 50,28 ch 381000/Area Scan (6x14x1):** Measurement grid: dx=15mm, dy=15mm

Maximum value of SAR (measured) = 0.830 W/kg

**Edge 4/QPSK RB 50,28 ch 381000/Zoom Scan (5x5x7)/Cube 0:** Measurement grid: dx=8mm, dy=8mm, dz=5mm

Reference Value = 30.52 V/m; Power Drift = -0.07 dB

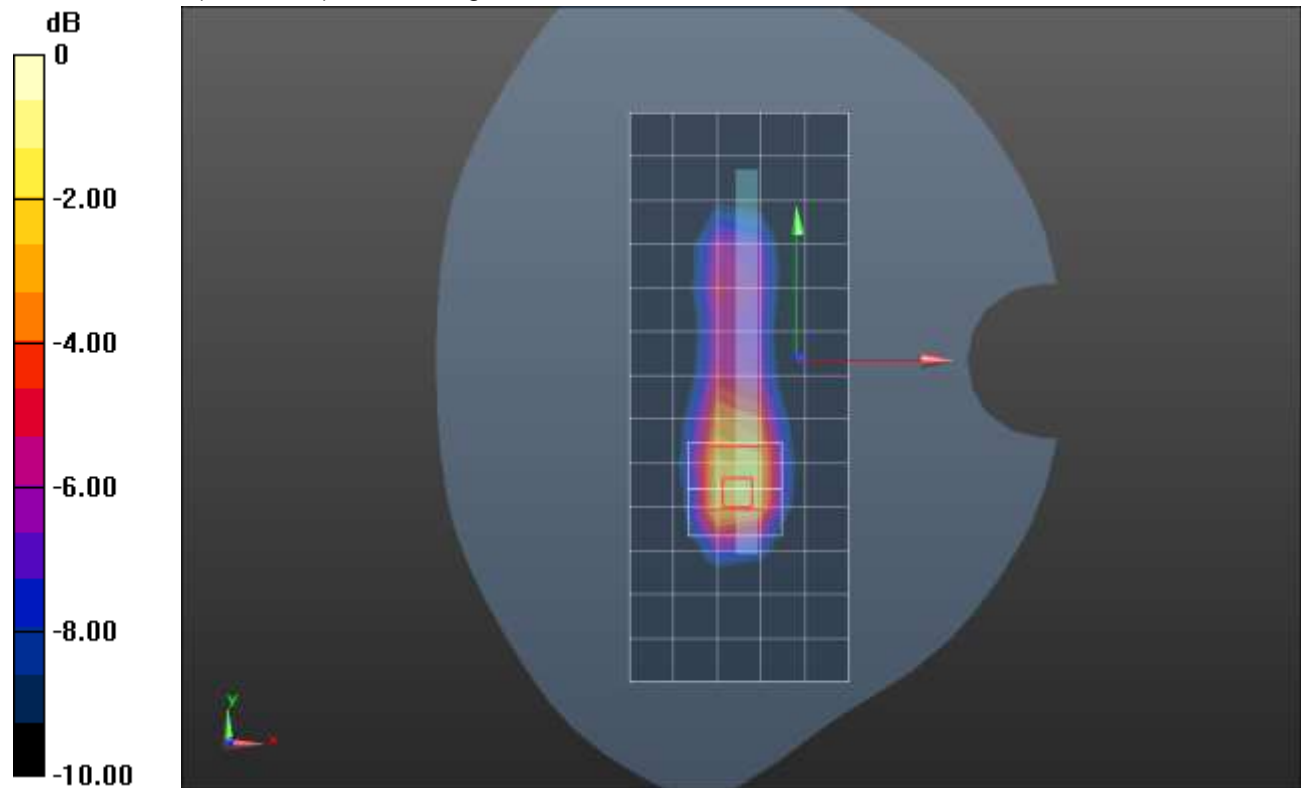
Peak SAR (extrapolated) = 1.77 W/kg

**SAR(1 g) = 0.888 W/kg; SAR(10 g) = 0.447 W/kg**

Smallest distance from peaks to all points 3 dB below = 8 mm

Ratio of SAR at M2 to SAR at M1 = 54.8%

Maximum value of SAR (measured) = 1.21 W/kg



0 dB = 1.21 W/kg = 0.83 dBW/kg

### n25 ANT 4

Frequency: 1860 MHz; Duty Cycle: 1:1; Room Ambient Temperature: 24.0°C; Liquid Temperature: 23.0°C  
 Medium parameters used:  $f = 1860 \text{ MHz}$ ;  $\sigma = 1.373 \text{ S/m}$ ;  $\epsilon_r = 39.487$ ;  $\rho = 1000 \text{ kg/m}^3$

DASY5 Configuration:

- Area Scan Setting: Find Secondary Maximum Within: 2.0 dB and with a peak SAR value greater than 0.0012W/kg
- Electronics: DAE4 Sn1380; Calibrated: 8/19/2020
- Probe: EX3DV4 - SN3749; ConvF(7.86, 7.86, 7.86) @ 1860 MHz; Calibrated: 2/5/2021
- Sensor-Surface: 1.4mm (Mechanical Surface Detection)
- Phantom: SAM v4.0(A); Type: QD000P40CD; Serial: 1632

**LHS/Touch\_QPSK RB 50, 28 Ch 372000/Area Scan (8x11x1):** Measurement grid: dx=15mm, dy=15mm  
 Maximum value of SAR (measured) = 0.947 W/kg

**LHS/Touch\_QPSK RB 50, 28 Ch 372000/Zoom Scan (6x7x7)/Cube 0:** Measurement grid: dx=8mm, dy=8mm, dz=5mm

Reference Value = 22.99 V/m; Power Drift = -0.13 dB

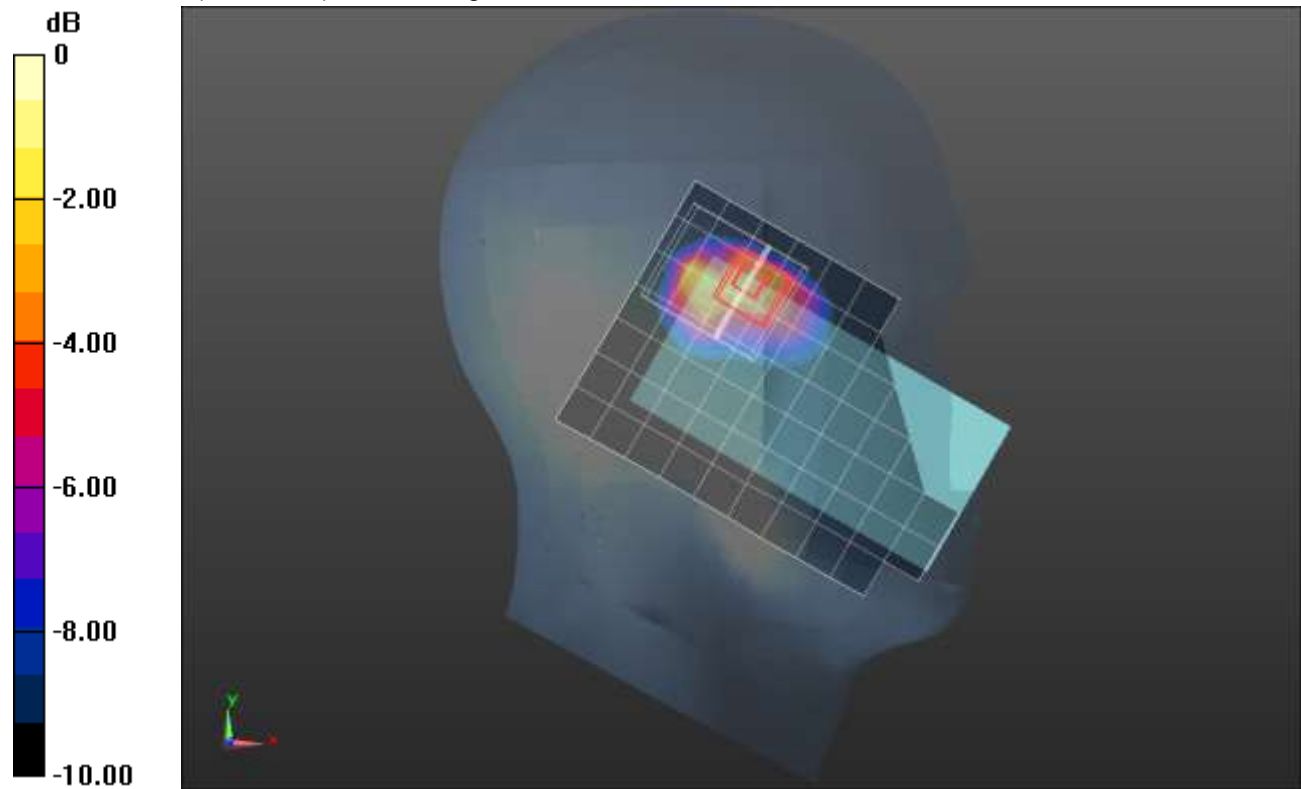
Peak SAR (extrapolated) = 1.87 W/kg

**SAR(1 g) = 0.837 W/kg; SAR(10 g) = 0.416 W/kg**

Smallest distance from peaks to all points 3 dB below = 8.1 mm

Ratio of SAR at M2 to SAR at M1 = 43.8%

Maximum value of SAR (measured) = 1.51 W/kg



0 dB = 1.51 W/kg = 1.79 dBW/kg

### n25 ANT 4

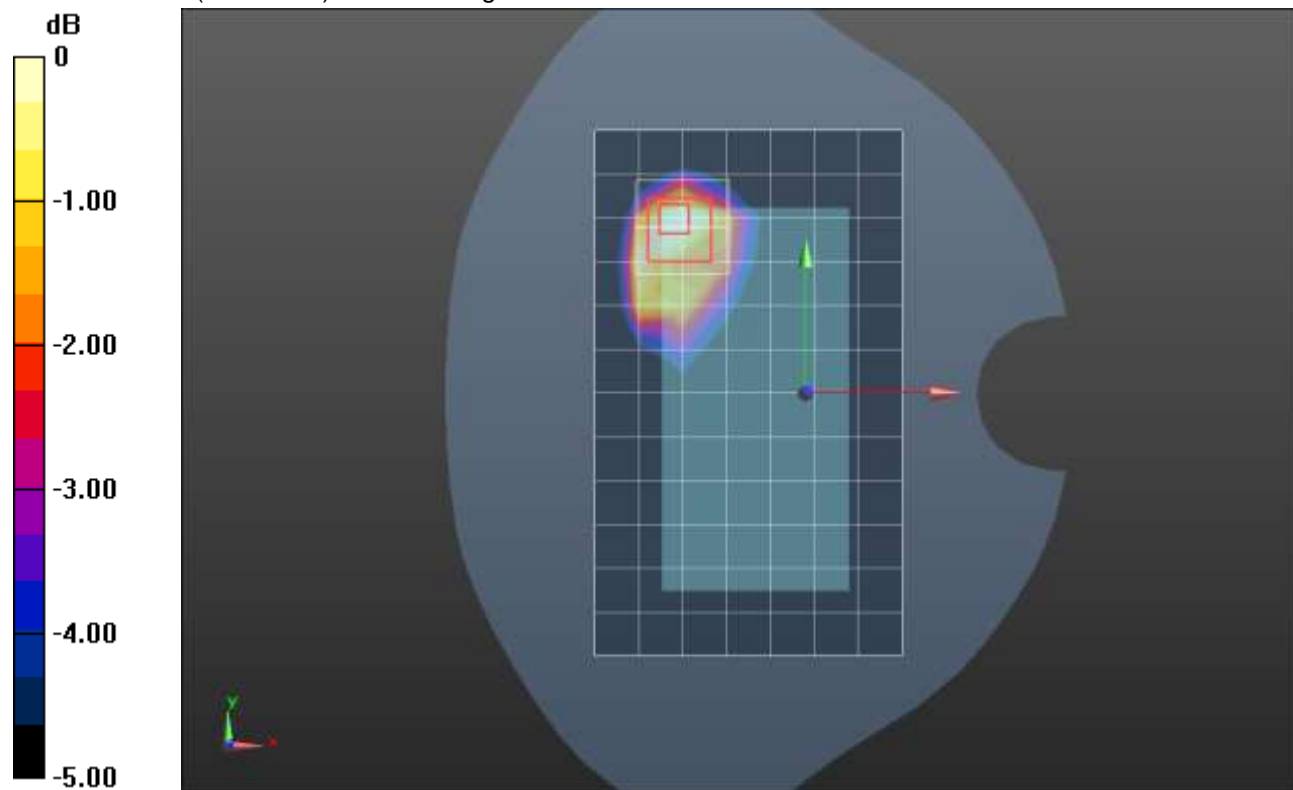
Frequency: 1882.5 MHz; Duty Cycle: 1:1; Room Ambient Temperature: 24.0°C; Liquid Temperature: 23.0°C  
 Medium parameters used (interpolated):  $f = 1882.5 \text{ MHz}$ ;  $\sigma = 1.397 \text{ S/m}$ ;  $\epsilon_r = 39.395$ ;  $\rho = 1000 \text{ kg/m}^3$

DASY5 Configuration:

- Area Scan Setting: Find Secondary Maximum Within: 2.0 dB and with a peak SAR value greater than 0.0012W/kg
- Electronics: DAE4 Sn1380; Calibrated: 8/19/2020
- Probe: EX3DV4 - SN3749; ConvF(7.86, 7.86, 7.86) @ 1882.5 MHz; Calibrated: 2/5/2021
- Sensor-Surface: 1.4mm (Mechanical Surface Detection), Sensor-Surface: 2.5mm (Mechanical Surface Detection)
- Phantom: SAM v4.0(A); Type: QD000P40CD; Serial: 1632

**Rear/QPSK RB 1,53 ch 376500/Area Scan (8x13x1):** Measurement grid: dx=15mm, dy=15mm  
 Maximum value of SAR (measured) = 0.731 W/kg

**Rear/QPSK RB 1,53 ch 376500/Zoom Scan (5x5x7)/Cube 0:** Measurement grid: dx=8mm, dy=8mm, dz=5mm  
 Reference Value = 20.34 V/m; Power Drift = -0.05 dB  
 Peak SAR (extrapolated) = 0.962 W/kg  
**SAR(1 g) = 0.458 W/kg; SAR(10 g) = 0.249 W/kg**  
 Smallest distance from peaks to all points 3 dB below = 10.7 mm  
 Ratio of SAR at M2 to SAR at M1 = 48.6%  
 Maximum value of SAR (measured) = 0.612 W/kg



0 dB = 0.612 W/kg = -2.13 dBW/kg



### n25 ANT 4

Frequency: 1882.5 MHz; Duty Cycle: 1:1; Room Ambient Temperature: 24.0°C; Liquid Temperature: 23.0°C  
 Medium parameters used (interpolated):  $f = 1882.5$  MHz;  $\sigma = 1.397$  S/m;  $\epsilon_r = 39.395$ ;  $\rho = 1000$  kg/m<sup>3</sup>

DASY5 Configuration:

- Area Scan Setting: Find Secondary Maximum Within: 2.0 dB and with a peak SAR value greater than 0.0012W/kg
- Electronics: DAE4 Sn1380; Calibrated: 8/19/2020
- Probe: EX3DV4 - SN3749; ConvF(7.86, 7.86, 7.86) @ 1882.5 MHz; Calibrated: 2/5/2021
- Sensor-Surface: 2.5mm (Mechanical Surface Detection)
- Phantom: SAM v4.0(A); Type: QD000P40CD; Serial: 1632

**Edge 2/QPSK RB 50,28 ch 376500/Area Scan (6x13x1):** Measurement grid: dx=15mm, dy=15mm  
 Maximum value of SAR (measured) = 0.731 W/kg

**Edge 2/QPSK RB 50,28 ch 376500/Zoom Scan (5x5x7)/Cube 0:** Measurement grid: dx=8mm, dy=8mm, dz=5mm

Reference Value = 27.62 V/m; Power Drift = -0.14 dB

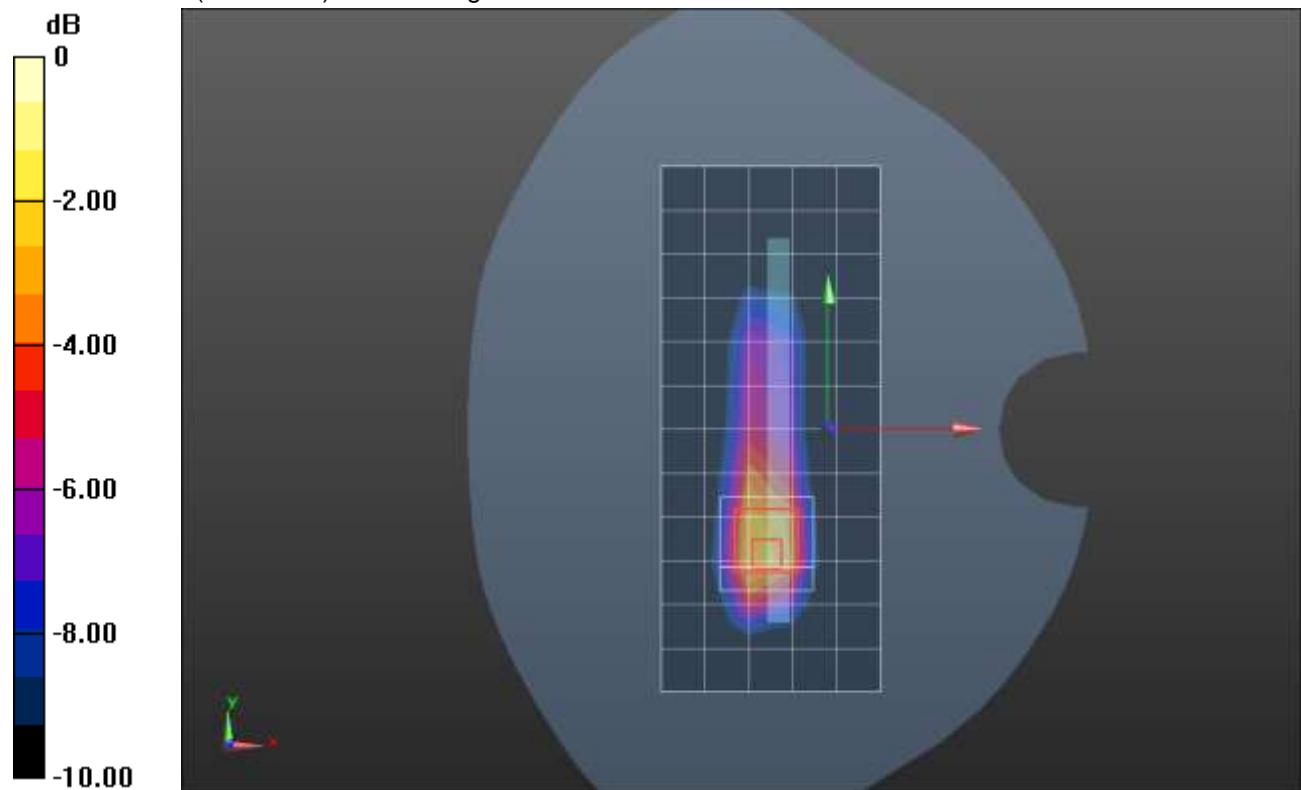
Peak SAR (extrapolated) = 1.54 W/kg

**SAR(1 g) = 0.781 W/kg; SAR(10 g) = 0.391 W/kg**

Smallest distance from peaks to all points 3 dB below = 8.6 mm

Ratio of SAR at M2 to SAR at M1 = 50.4%

Maximum value of SAR (measured) = 1.10 W/kg



0 dB = 1.10 W/kg = 0.41 dBW/kg

### n25 ANT 1

Frequency: 1882.5 MHz; Duty Cycle: 1:1; Room Ambient Temperature: 24.0°C; Liquid Temperature: 23.0°C  
 Medium parameters used (interpolated):  $f = 1882.5$  MHz;  $\sigma = 1.4$  S/m;  $\epsilon_r = 38.662$ ;  $\rho = 1000$  kg/m<sup>3</sup>

DASY5 Configuration:

- Area Scan Setting: Find Secondary Maximum Within: 2.0 dB and with a peak SAR value greater than 0.0012W/kg
- Electronics: DAE4 Sn1380; Calibrated: 8/19/2020
- Probe: EX3DV4 - SN3749; ConvF(7.86, 7.86, 7.86) @ 1882.5 MHz; Calibrated: 2/5/2021
- Sensor-Surface: 1.4mm (Mechanical Surface Detection)
- Phantom: SAM v4.0(A); Type: QD000P40CD; Serial: 1632

**RHS/Touch\_QPSK RB 1,107 Ch 376500/Area Scan (9x14x1):** Measurement grid: dx=12mm, dy=12mm  
 Maximum value of SAR (measured) = 0.255 W/kg

**RHS/Touch\_QPSK RB 1,107 Ch 376500/Zoom Scan (7x7x7)/Cube 0:** Measurement grid: dx=5mm, dy=5mm, dz=5mm

Reference Value = 12.79 V/m; Power Drift = 0.08 dB

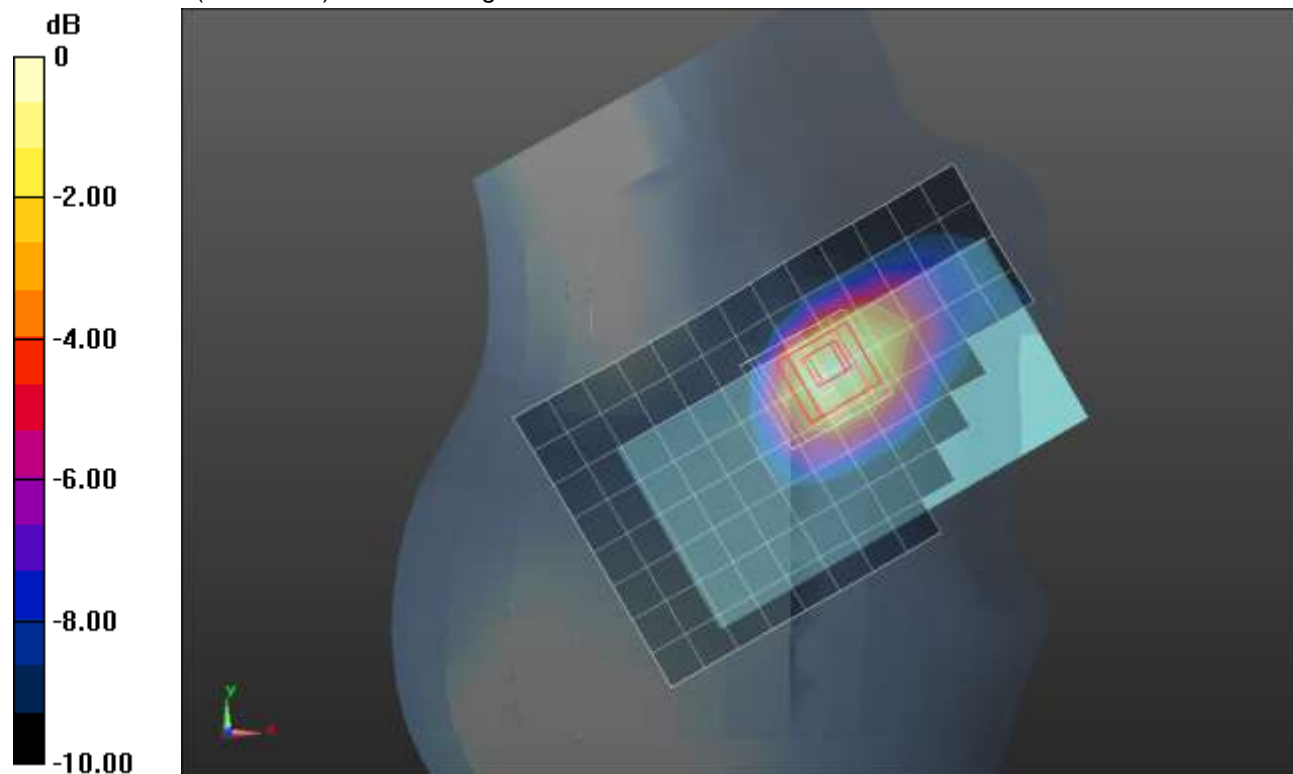
Peak SAR (extrapolated) = 0.334 W/kg

**SAR(1 g) = 0.189 W/kg; SAR(10 g) = 0.112 W/kg**

Smallest distance from peaks to all points 3 dB below = 10.3 mm

Ratio of SAR at M2 to SAR at M1 = 56.4%

Maximum value of SAR (measured) = 0.275 W/kg



0 dB = 0.275 W/kg = -5.61 dBW/kg

### n25 ANT 1

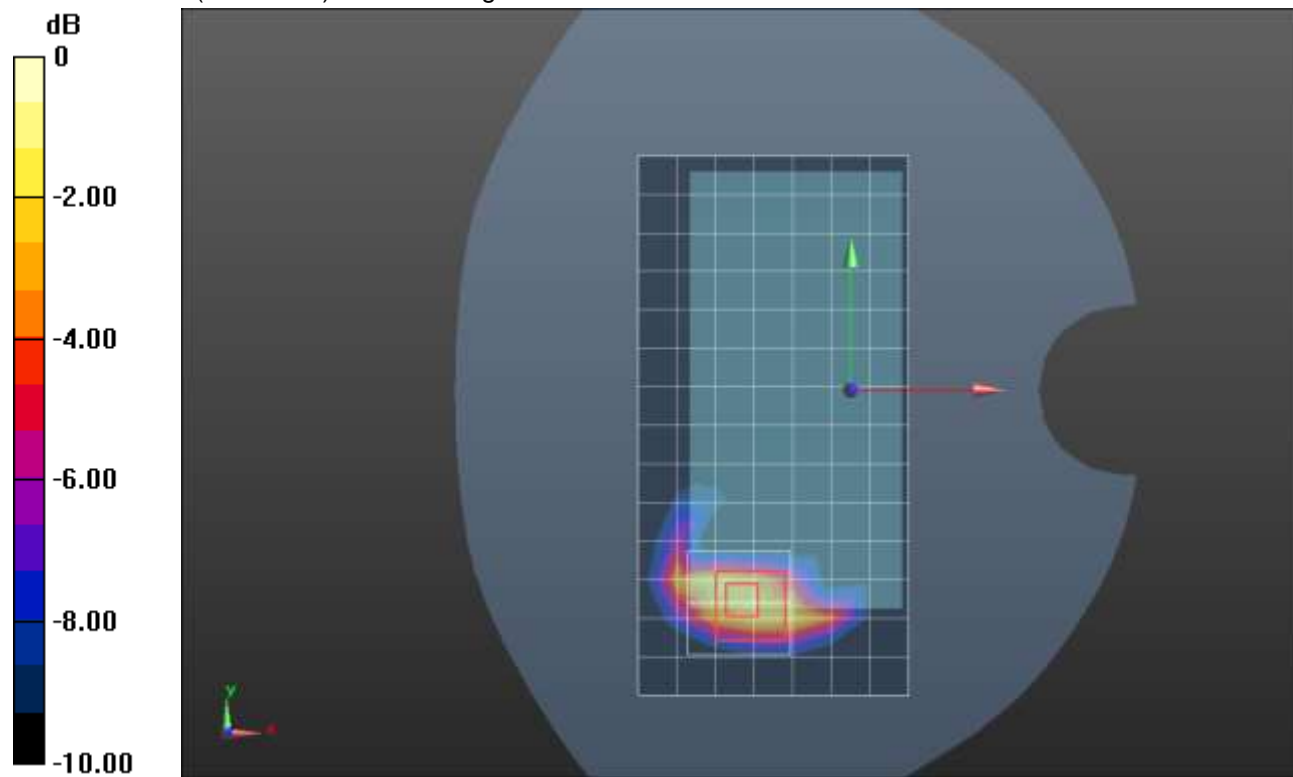
Frequency: 1882.5 MHz; Duty Cycle: 1:1; Room Ambient Temperature: 24.0°C; Liquid Temperature: 23.0°C  
 Medium parameters used (interpolated):  $f = 1882.5$  MHz;  $\sigma = 1.4$  S/m;  $\epsilon_r = 38.662$ ;  $\rho = 1000$  kg/m<sup>3</sup>

DASY5 Configuration:

- Area Scan Setting: Find Secondary Maximum Within: 2.0 dB and with a peak SAR value greater than 0.0012W/kg
- Electronics: DAE4 Sn1380; Calibrated: 8/19/2020
- Probe: EX3DV4 - SN3749; ConvF(7.86, 7.86, 7.86) @ 1882.5 MHz; Calibrated: 2/5/2021
- Sensor-Surface: 1.4mm (Mechanical Surface Detection)
- Phantom: SAM v4.0(A); Type: QD000P40CD; Serial: 1632

**Rear/QPSK RB 108,54 Ch 376500/Area Scan (8x15x1):** Measurement grid: dx=12mm, dy=12mm  
 Maximum value of SAR (measured) = 0.589 W/kg

**Rear/QPSK RB 108,54 Ch 376500/Zoom Scan (5x5x7)/Cube 0:** Measurement grid: dx=8mm, dy=8mm, dz=5mm  
 Reference Value = 19.13 V/m; Power Drift = 0.06 dB  
 Peak SAR (extrapolated) = 0.957 W/kg  
**SAR(1 g) = 0.476 W/kg; SAR(10 g) = 0.233 W/kg**  
 Smallest distance from peaks to all points 3 dB below = 8 mm  
 Ratio of SAR at M2 to SAR at M1 = 50.5%  
 Maximum value of SAR (measured) = 0.764 W/kg



0 dB = 0.764 W/kg = -1.17 dBW/kg

### n25 ANT 1

Frequency: 1882.5 MHz; Duty Cycle: 1:1; Room Ambient Temperature: 24.0°C; Liquid Temperature: 23.0°C  
 Medium parameters used (interpolated):  $f = 1882.5$  MHz;  $\sigma = 1.4$  S/m;  $\epsilon_r = 38.662$ ;  $\rho = 1000$  kg/m<sup>3</sup>

DASY5 Configuration:

- Area Scan Setting: Find Secondary Maximum Within: 2.0 dB and with a peak SAR value greater than 0.0012W/kg
- Electronics: DAE4 Sn1380; Calibrated: 8/19/2020
- Probe: EX3DV4 - SN3749; ConvF(7.86, 7.86, 7.86) @ 1882.5 MHz; Calibrated: 2/5/2021
- Sensor-Surface: 1.4mm (Mechanical Surface Detection)
- Phantom: SAM v4.0(A); Type: QD000P40CD; Serial: 1632

**Edge 3/QPSK RB 108,54 Ch 376500/Area Scan (5x9x1):** Measurement grid: dx=15mm, dy=15mm  
 Maximum value of SAR (measured) = 0.743 W/kg

**Edge 3/QPSK RB 108,54 Ch 376500/Zoom Scan (5x5x7)/Cube 0:** Measurement grid: dx=8mm, dy=8mm, dz=5mm

Reference Value = 21.97 V/m; Power Drift = -0.09 dB

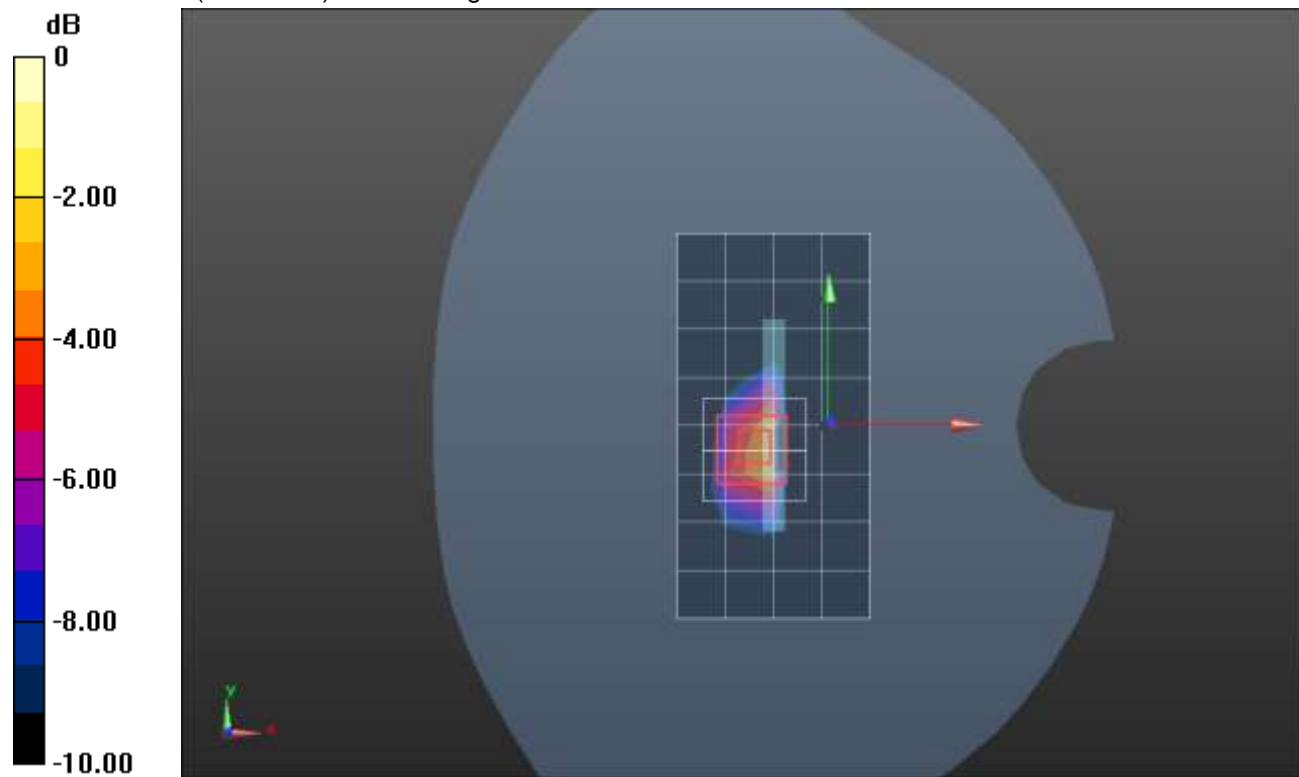
Peak SAR (extrapolated) = 1.77 W/kg

**SAR(1 g) = 0.827 W/kg; SAR(10 g) = 0.366 W/kg**

Smallest distance from peaks to all points 3 dB below = 8 mm

Ratio of SAR at M2 to SAR at M1 = 47.6%

Maximum value of SAR (measured) = 1.43 W/kg



0 dB = 1.43 W/kg = 1.55 dBW/kg

## n25 ANT 2

Frequency: 1882.5 MHz; Duty Cycle: 1:1; Room Ambient Temperature: 24.0°C; Liquid Temperature: 23.0°C  
 Medium parameters used (interpolated):  $f = 1882.5$  MHz;  $\sigma = 1.4$  S/m;  $\epsilon_r = 38.662$ ;  $\rho = 1000$  kg/m<sup>3</sup>

DASY5 Configuration:

- Area Scan Setting: Find Secondary Maximum Within: 2.0 dB and with a peak SAR value greater than 0.0012W/kg
- Electronics: DAE4 Sn1380; Calibrated: 8/19/2020
- Probe: EX3DV4 - SN3749; ConvF(7.86, 7.86, 7.86) @ 1882.5 MHz; Calibrated: 2/5/2021
- Sensor-Surface: 1.4mm (Mechanical Surface Detection)
- Phantom: SAM v4.0(A); Type: QD000P40CD; Serial: 1632

**RHS/Touch\_QPSK RB 216,0 Ch 376500/Area Scan (8x12x1):** Measurement grid: dx=15mm, dy=15mm  
 Maximum value of SAR (measured) = 0.868 W/kg

**RHS/Touch\_QPSK RB 216,0 Ch 376500/Zoom Scan (5x5x7)/Cube 0:** Measurement grid: dx=8mm, dy=8mm, dz=5mm

Reference Value = 20.93 V/m; Power Drift = 0.19 dB

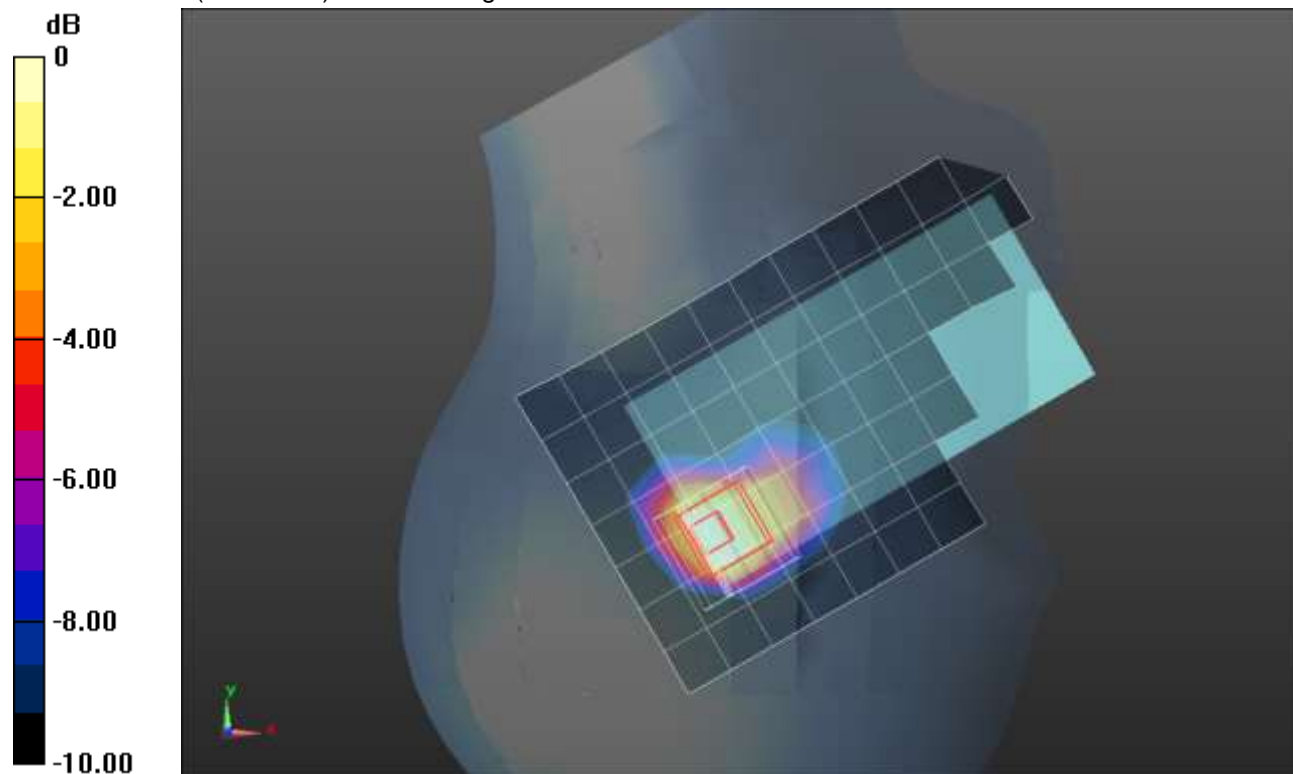
Peak SAR (extrapolated) = 1.08 W/kg

**SAR(1 g) = 0.526 W/kg; SAR(10 g) = 0.288 W/kg**

Smallest distance from peaks to all points 3 dB below = 8 mm

Ratio of SAR at M2 to SAR at M1 = 44.7%

Maximum value of SAR (measured) = 0.774 W/kg



0 dB = 0.774 W/kg = -1.11 dBW/kg

## n25 ANT 2

Frequency: 1882.5 MHz; Duty Cycle: 1:1; Room Ambient Temperature: 24.0°C; Liquid Temperature: 23.0°C  
 Medium parameters used (interpolated):  $f = 1882.5$  MHz;  $\sigma = 1.4$  S/m;  $\epsilon_r = 38.662$ ;  $\rho = 1000$  kg/m<sup>3</sup>

DASY5 Configuration:

- Area Scan Setting: Find Secondary Maximum Within: 2.0 dB and with a peak SAR value greater than 0.0012W/kg
- Electronics: DAE4 Sn1380; Calibrated: 8/19/2020
- Probe: EX3DV4 - SN3749; ConvF(7.86, 7.86, 7.86) @ 1882.5 MHz; Calibrated: 2/5/2021
- Sensor-Surface: 1.4mm (Mechanical Surface Detection)
- Phantom: SAM v4.0(A); Type: QD000P40CD; Serial: 1632

**Rear/QPSK RB 108,54 Ch 376500/Area Scan (8x12x1):** Measurement grid: dx=15mm, dy=15mm  
 Maximum value of SAR (measured) = 0.878 W/kg

**Rear/QPSK RB 108,54 Ch 376500/Zoom Scan (6x6x7)/Cube 0:** Measurement grid: dx=8mm, dy=8mm, dz=5mm

Reference Value = 22.23 V/m; Power Drift = 0.16 dB

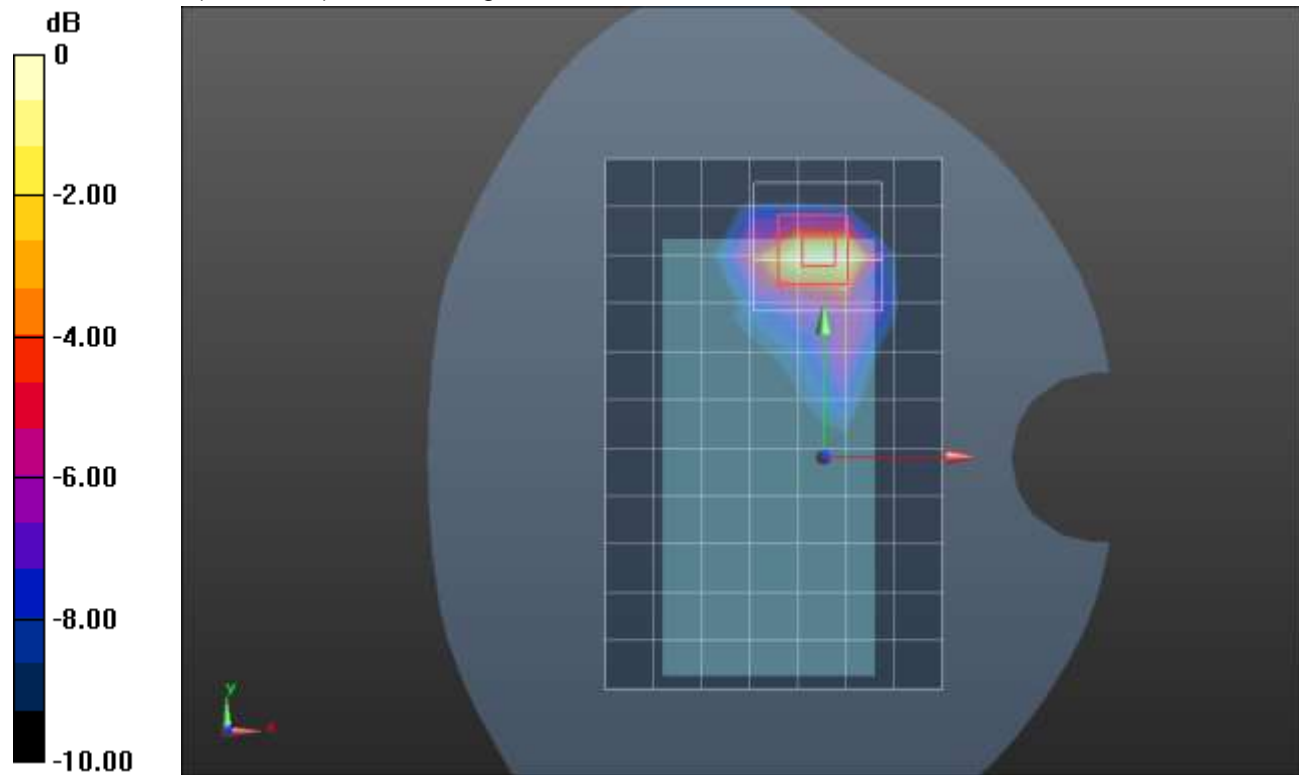
Peak SAR (extrapolated) = 1.25 W/kg

**SAR(1 g) = 0.547 W/kg; SAR(10 g) = 0.250 W/kg**

Smallest distance from peaks to all points 3 dB below = 6.4 mm

Ratio of SAR at M2 to SAR at M1 = 42.1%

Maximum value of SAR (measured) = 0.920 W/kg



0 dB = 0.920 W/kg = -0.36 dBW/kg

## n25 ANT 2

Frequency: 1882.5 MHz; Duty Cycle: 1:1; Room Ambient Temperature: 24.0°C; Liquid Temperature: 23.0°C  
 Medium parameters used (interpolated):  $f = 1882.5$  MHz;  $\sigma = 1.395$  S/m;  $\epsilon_r = 39.796$ ;  $\rho = 1000$  kg/m<sup>3</sup>

DASY5 Configuration:

- Area Scan Setting: Find Secondary Maximum Within: 2.0 dB and with a peak SAR value greater than 0.0012W/kg
- Electronics: DAE4 Sn1380; Calibrated: 8/19/2020
- Probe: EX3DV4 - SN3749; ConvF(7.86, 7.86, 7.86) @ 1882.5 MHz; Calibrated: 2/5/2021
- Sensor-Surface: 1.4mm (Mechanical Surface Detection)
- Phantom: SAM v4.0(A); Type: QD000P40CD; Serial: 1632

**Edge 1/QPSK RB 108,54 Ch 376500/Area Scan (5x9x1):** Measurement grid: dx=15mm, dy=15mm  
 Maximum value of SAR (measured) = 0.920 W/kg

**Edge 1/QPSK RB 108,54 Ch 376500/Zoom Scan (5x5x7)/Cube 0:** Measurement grid: dx=8mm, dy=8mm, dz=5mm

Reference Value = 24.50 V/m; Power Drift = 0.19 dB

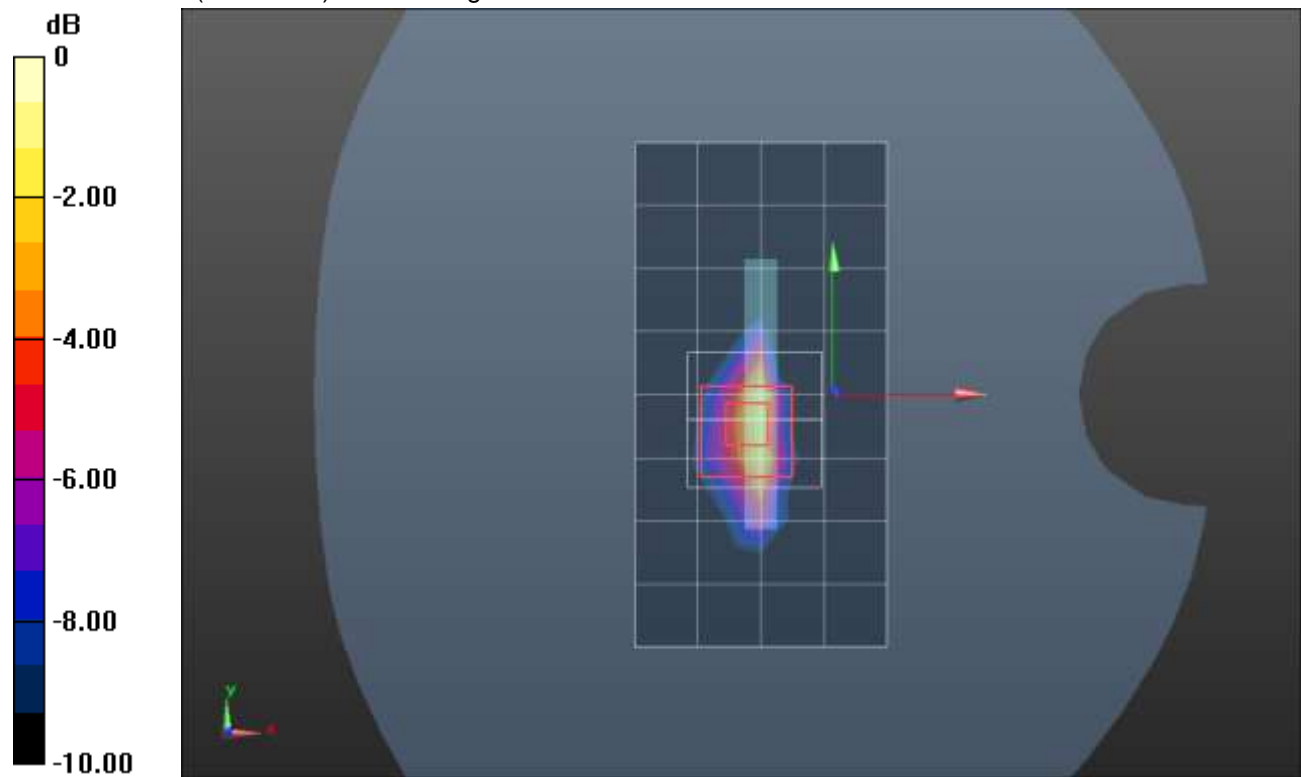
Peak SAR (extrapolated) = 1.52 W/kg

**SAR(1 g) = 0.660 W/kg; SAR(10 g) = 0.290 W/kg**

Smallest distance from peaks to all points 3 dB below = 6.4 mm

Ratio of SAR at M2 to SAR at M1 = 44.3%

Maximum value of SAR (measured) = 1.18 W/kg



0 dB = 1.18 W/kg = 0.72 dBW/kg



### n25 ANT 3

Frequency: 1882.5 MHz; Duty Cycle: 1:1; Room Ambient Temperature: 24.0°C; Liquid Temperature: 23.0°C  
 Medium parameters used (interpolated):  $f = 1882.5$  MHz;  $\sigma = 1.452$  S/m;  $\epsilon_r = 38.14$ ;  $\rho = 1000$  kg/m<sup>3</sup>

DASY5 Configuration:

- Area Scan Setting: Find Secondary Maximum Within: 2.0 dB and with a peak SAR value greater than 0.0012W/kg
- Electronics: DAE4 Sn1359; Calibrated: 1/28/2021
- Probe: EX3DV4 - SN3772; ConvF(7.33, 7.33, 7.33) @ 1882.5 MHz; Calibrated: 2/25/2021
- Sensor-Surface: 1.4mm (Mechanical Surface Detection)
- Phantom: Twin-SAM V8.0 (20deg probe tilt); Type: QD 000 P41 AA; Serial: 1948

**LHS/Touch\_QPSK RB 1,107 Ch 376500/Area Scan (8x11x1):** Measurement grid: dx=15mm, dy=15mm  
 Maximum value of SAR (measured) = 0.466 W/kg

**LHS/Touch\_QPSK RB 1,107 Ch 376500/Zoom Scan (5x5x7)/Cube 0:** Measurement grid: dx=8mm, dy=8mm, dz=5mm

Reference Value = 17.07 V/m; Power Drift = 0.01 dB

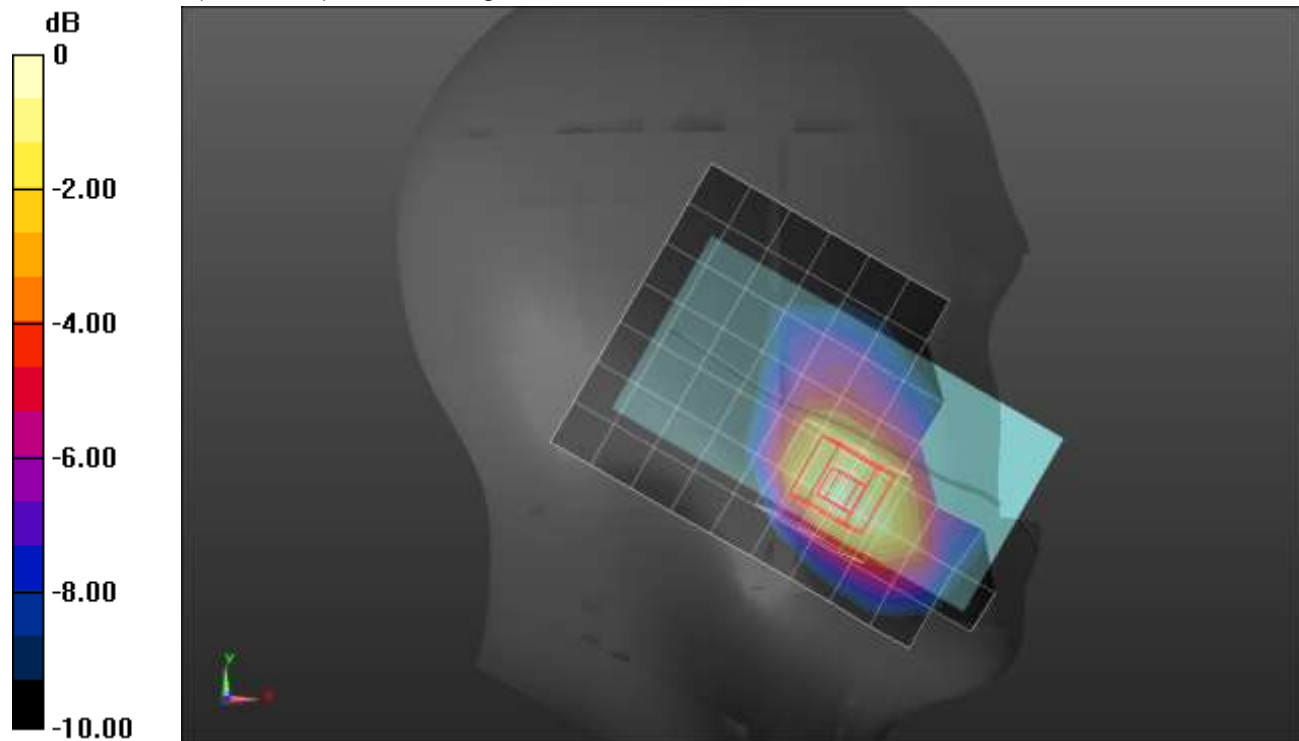
Peak SAR (extrapolated) = 0.551 W/kg

**SAR(1 g) = 0.337 W/kg; SAR(10 g) = 0.203 W/kg**

Smallest distance from peaks to all points 3 dB below = 12.8 mm

Ratio of SAR at M2 to SAR at M1 = 62%

Maximum value of SAR (measured) = 0.473 W/kg



0 dB = 0.473 W/kg = -3.25 dBW/kg

### n25 ANT 3

Frequency: 1882.5 MHz; Duty Cycle: 1:1; Room Ambient Temperature: 24.0°C; Liquid Temperature: 23.0°C  
 Medium parameters used (interpolated):  $f = 1882.5$  MHz;  $\sigma = 1.395$  S/m;  $\epsilon_r = 39.796$ ;  $\rho = 1000$  kg/m<sup>3</sup>

DASY5 Configuration:

- Area Scan Setting: Find Secondary Maximum Within: 2.0 dB and with a peak SAR value greater than 0.0012W/kg
- Electronics: DAE4 Sn1380; Calibrated: 8/19/2020
- Probe: EX3DV4 - SN3749; ConvF(7.86, 7.86, 7.86) @ 1882.5 MHz; Calibrated: 2/5/2021
- Sensor-Surface: 1.4mm (Mechanical Surface Detection), Sensor-Surface: 2.5mm (Mechanical Surface Detection)
- Phantom: SAM v4.0(A); Type: QD000P40CD; Serial: 1632

**Rear/QPSK RB 216,0 ch 376500/Area Scan (8x13x1):** Measurement grid: dx=15mm, dy=15mm  
 Maximum value of SAR (measured) = 1.03 W/kg

**Rear/QPSK RB 216,0 ch 376500/Zoom Scan (5x5x7)/Cube 0:** Measurement grid: dx=8mm, dy=8mm, dz=5mm

Reference Value = 26.29 V/m; Power Drift = -0.09 dB

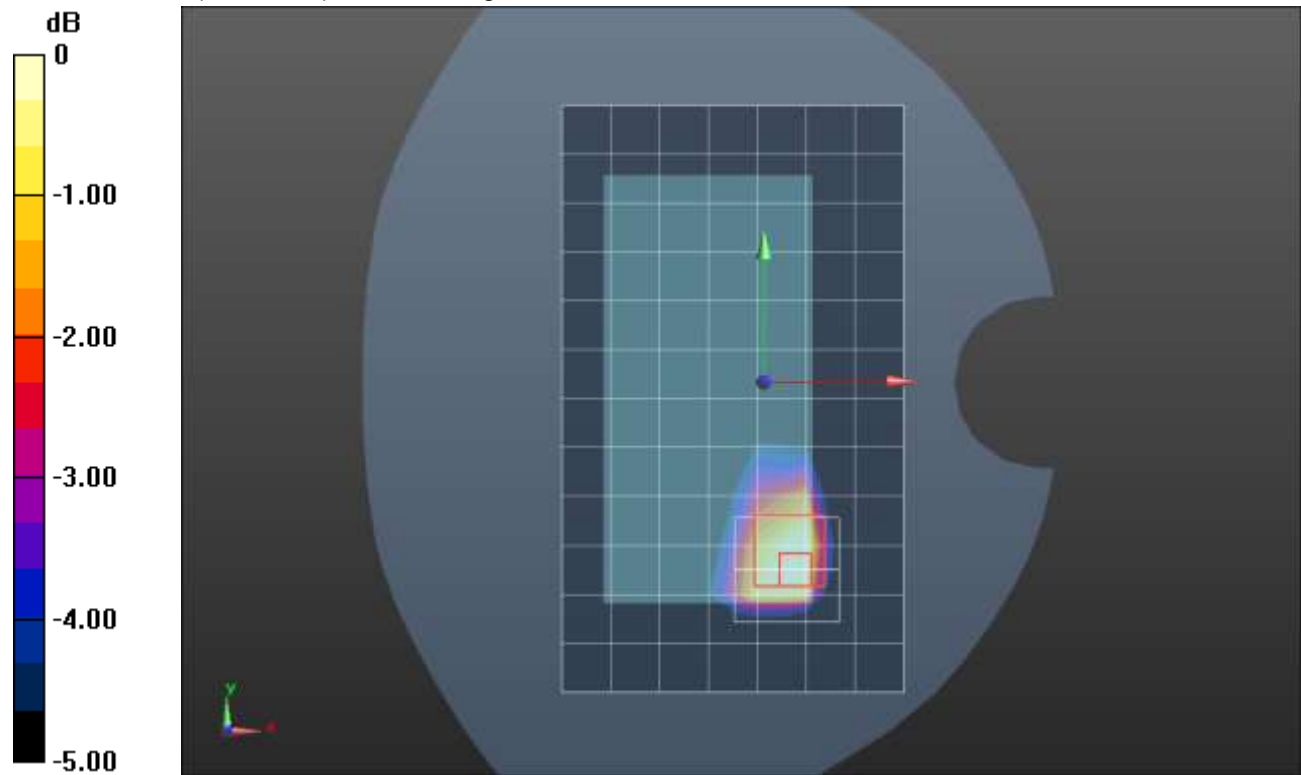
Peak SAR (extrapolated) = 1.49 W/kg

**SAR(1 g) = 0.705 W/kg; SAR(10 g) = 0.359 W/kg**

Smallest distance from peaks to all points 3 dB below = 8 mm

Ratio of SAR at M2 to SAR at M1 = 46.3%

Maximum value of SAR (measured) = 0.937 W/kg



0 dB = 0.937 W/kg = -0.28 dBW/kg

### n25 ANT 3

Frequency: 1882.5 MHz; Duty Cycle: 1:1; Room Ambient Temperature: 24.0°C; Liquid Temperature: 23.0°C  
 Medium parameters used (interpolated):  $f = 1882.5$  MHz;  $\sigma = 1.4$  S/m;  $\epsilon_r = 38.662$ ;  $\rho = 1000$  kg/m<sup>3</sup>

DASY5 Configuration:

- Area Scan Setting: Find Secondary Maximum Within: 2.0 dB and with a peak SAR value greater than 0.0012W/kg
- Electronics: DAE4 Sn1380; Calibrated: 8/19/2020
- Probe: EX3DV4 - SN3749; ConvF(7.86, 7.86, 7.86) @ 1882.5 MHz; Calibrated: 2/5/2021
- Sensor-Surface: 2.5mm (Mechanical Surface Detection)
- Phantom: SAM v4.0(A); Type: QD000P40CD; Serial: 1632

**Edge 4/QPSK RB 108,54 ch 376500/Area Scan (5x12x1):** Measurement grid: dx=15mm, dy=15mm  
 Maximum value of SAR (measured) = 0.632 W/kg

**Edge 4/QPSK RB 108,54 ch 376500/Zoom Scan (5x5x7)/Cube 0:** Measurement grid: dx=8mm, dy=8mm, dz=5mm

Reference Value = 26.55 V/m; Power Drift = 0.05 dB

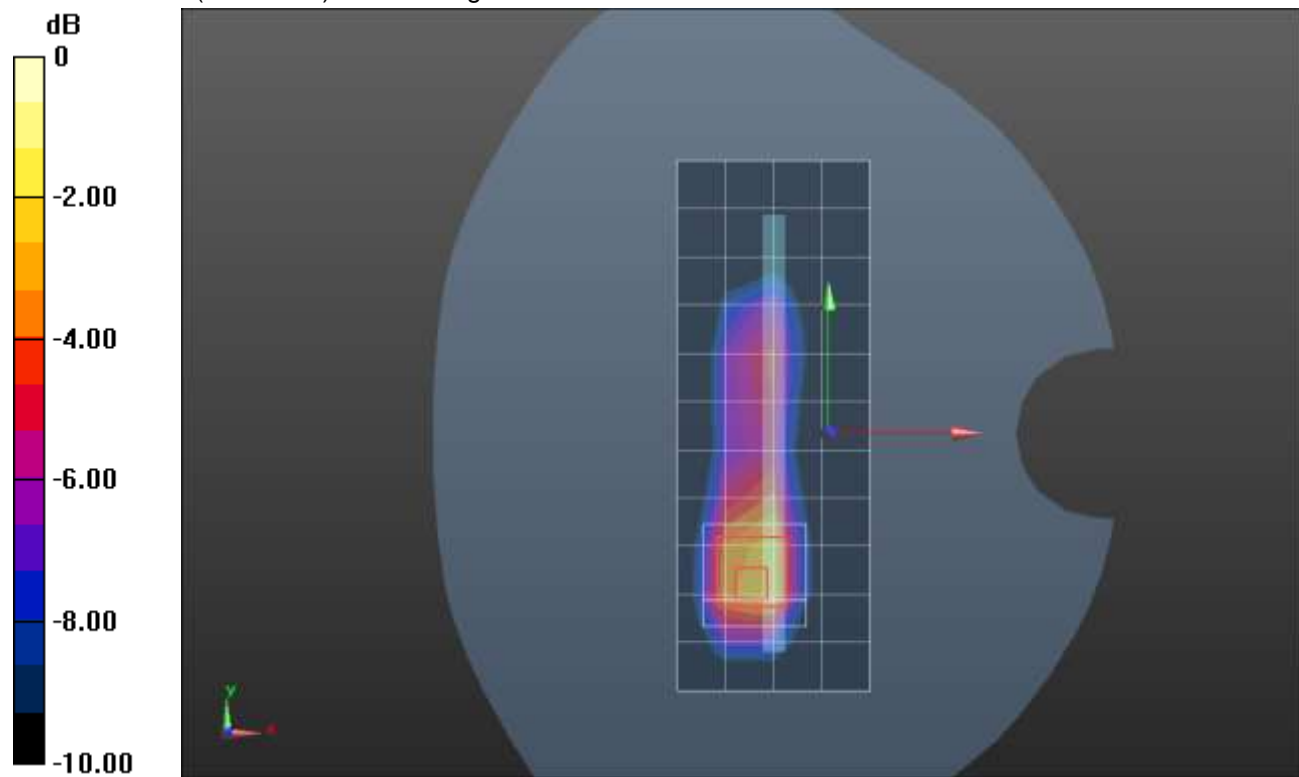
Peak SAR (extrapolated) = 1.44 W/kg

**SAR(1 g) = 0.730 W/kg; SAR(10 g) = 0.359 W/kg**

Smallest distance from peaks to all points 3 dB below = 7.2 mm

Ratio of SAR at M2 to SAR at M1 = 49.5%

Maximum value of SAR (measured) = 1.00 W/kg



0 dB = 1.00 W/kg = 0.00 dBW/kg

### n25 ANT 4

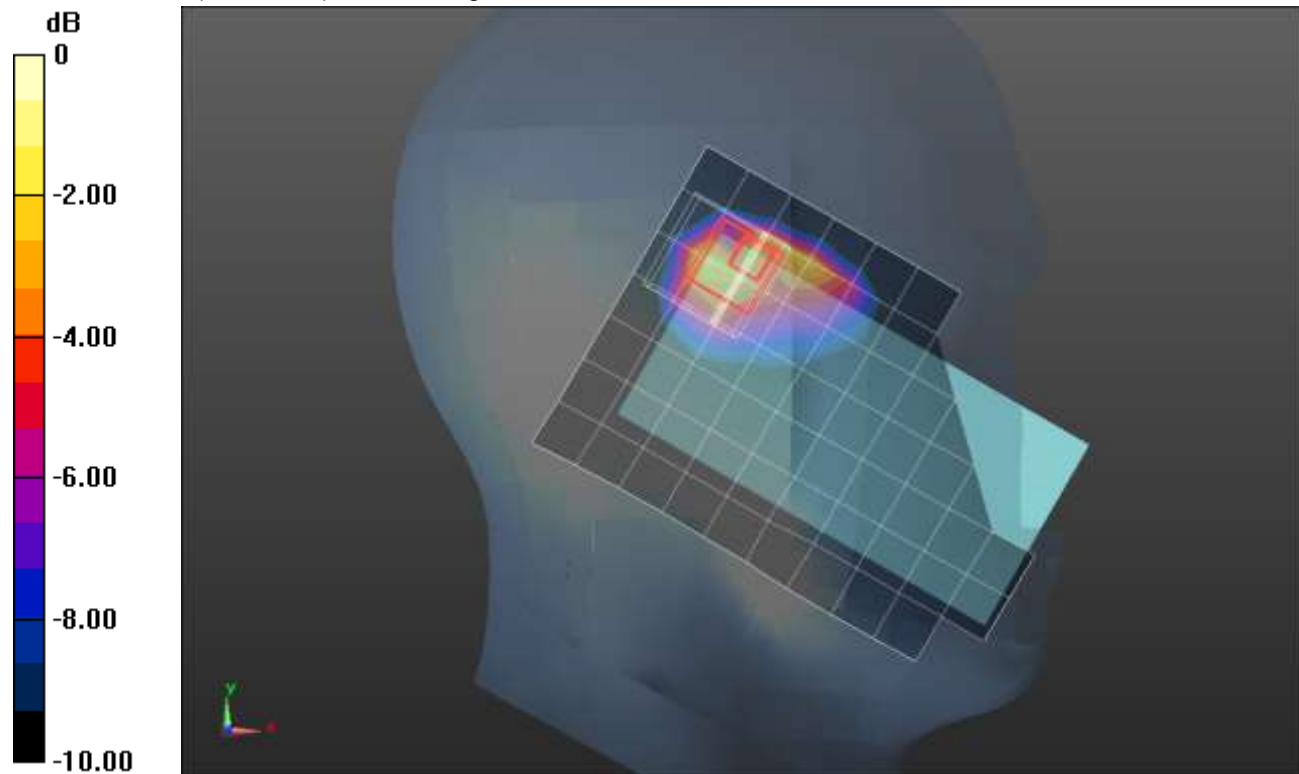
Frequency: 1882.5 MHz; Duty Cycle: 1:1; Room Ambient Temperature: 24.0°C; Liquid Temperature: 23.0°C  
 Medium parameters used (interpolated):  $f = 1882.5$  MHz;  $\sigma = 1.395$  S/m;  $\epsilon_r = 39.796$ ;  $\rho = 1000$  kg/m<sup>3</sup>

DASY5 Configuration:

- Area Scan Setting: Find Secondary Maximum Within: 2.0 dB and with a peak SAR value greater than 0.0012W/kg
- Electronics: DAE4 Sn1380; Calibrated: 8/19/2020
- Probe: EX3DV4 - SN3749; ConvF(7.86, 7.86, 7.86) @ 1882.5 MHz; Calibrated: 2/5/2021
- Sensor-Surface: 1.4mm (Mechanical Surface Detection)
- Phantom: SAM v4.0(A); Type: QD000P40CD; Serial: 1632

**LHS/Touch\_QPSK RB 108,54 Ch 376500/Area Scan (8x11x1):** Measurement grid: dx=15mm, dy=15mm  
 Maximum value of SAR (measured) = 0.949 W/kg

**LHS/Touch\_QPSK RB 108,54 Ch 376500/Zoom Scan (5x5x7)/Cube 0:** Measurement grid: dx=8mm, dy=8mm, dz=5mm  
 Reference Value = 24.17 V/m; Power Drift = 0.02 dB  
 Peak SAR (extrapolated) = 1.79 W/kg  
**SAR(1 g) = 0.771 W/kg; SAR(10 g) = 0.370 W/kg**  
 Smallest distance from peaks to all points 3 dB below = 8.3 mm  
 Ratio of SAR at M2 to SAR at M1 = 43.2%  
 Maximum value of SAR (measured) = 1.38 W/kg



0 dB = 1.38 W/kg = 1.40 dBW/kg

### n25 ANT 4

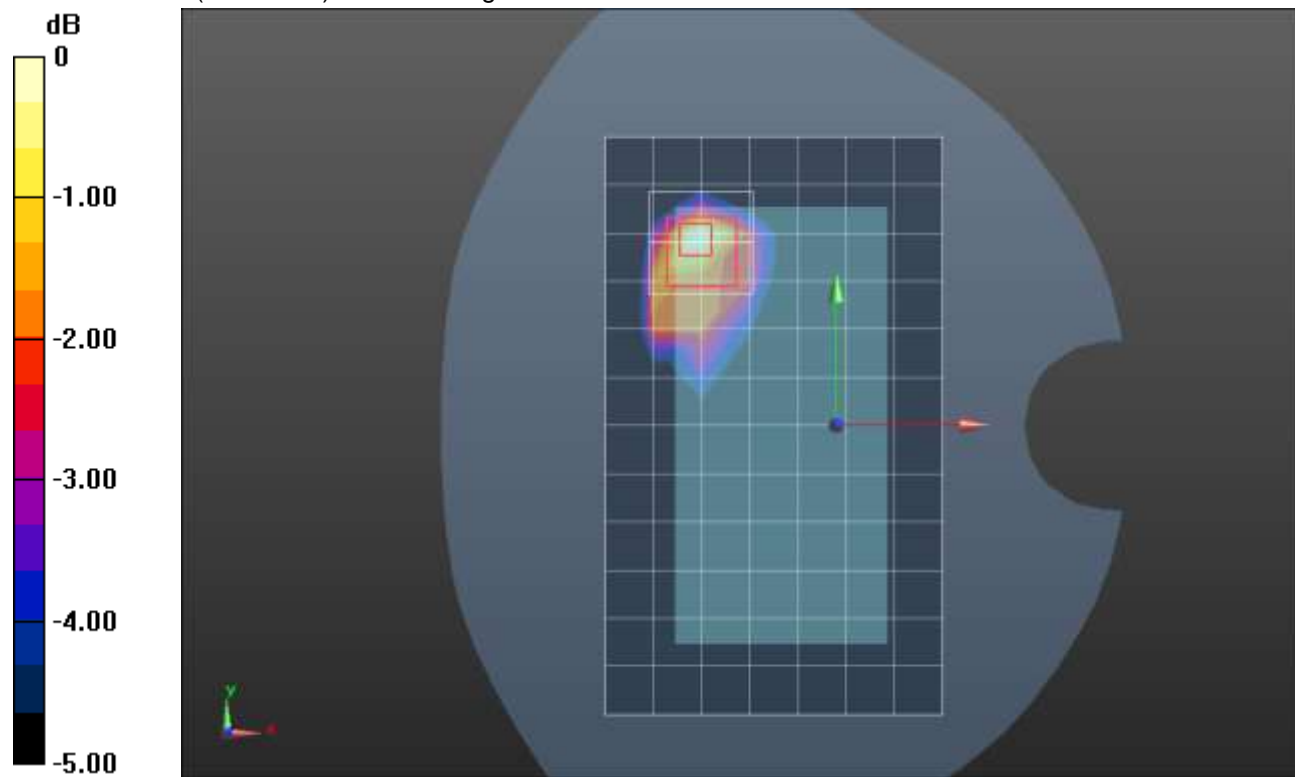
Frequency: 1882.5 MHz; Duty Cycle: 1:1; Room Ambient Temperature: 24.0°C; Liquid Temperature: 23.0°C  
 Medium parameters used (interpolated):  $f = 1882.5$  MHz;  $\sigma = 1.395$  S/m;  $\epsilon_r = 39.796$ ;  $\rho = 1000$  kg/m<sup>3</sup>

DASY5 Configuration:

- Area Scan Setting: Find Secondary Maximum Within: 2.0 dB and with a peak SAR value greater than 0.0012W/kg
- Electronics: DAE4 Sn1380; Calibrated: 8/19/2020
- Probe: EX3DV4 - SN3749; ConvF(7.86, 7.86, 7.86) @ 1882.5 MHz; Calibrated: 2/5/2021
- Sensor-Surface: 1.4mm (Mechanical Surface Detection), Sensor-Surface: 2.5mm (Mechanical Surface Detection)
- Phantom: SAM v4.0(A); Type: QD000P40CD; Serial: 1632

**Rear/QPSK RB 1,107 ch 376500/Area Scan (8x13x1):** Measurement grid: dx=15mm, dy=15mm  
 Maximum value of SAR (measured) = 0.650 W/kg

**Rear/QPSK RB 1,107 ch 376500/Zoom Scan (5x5x7)/Cube 0:** Measurement grid: dx=8mm, dy=8mm, dz=5mm  
 Reference Value = 19.11 V/m; Power Drift = -0.13 dB  
 Peak SAR (extrapolated) = 0.996 W/kg  
**SAR(1 g) = 0.449 W/kg; SAR(10 g) = 0.239 W/kg**  
 Smallest distance from peaks to all points 3 dB below = 10.1 mm  
 Ratio of SAR at M2 to SAR at M1 = 45.7%  
 Maximum value of SAR (measured) = 0.595 W/kg



0 dB = 0.595 W/kg = -2.25 dBW/kg

### n25 ANT 4

Frequency: 1882.5 MHz; Duty Cycle: 1:1; Room Ambient Temperature: 24.0°C; Liquid Temperature: 23.0°C  
 Medium parameters used (interpolated):  $f = 1882.5$  MHz;  $\sigma = 1.395$  S/m;  $\epsilon_r = 39.796$ ;  $\rho = 1000$  kg/m<sup>3</sup>

DASY5 Configuration:

- Area Scan Setting: Find Secondary Maximum Within: 2.0 dB and with a peak SAR value greater than 0.0012W/kg
- Electronics: DAE4 Sn1380; Calibrated: 8/19/2020
- Probe: EX3DV4 - SN3749; ConvF(7.86, 7.86, 7.86) @ 1882.5 MHz; Calibrated: 2/5/2021
- Sensor-Surface: 2.5mm (Mechanical Surface Detection)
- Phantom: SAM v4.0(A); Type: QD000P40CD; Serial: 1632

**Edge 2/QPSK RB 108,54 ch 376500/Area Scan (5x13x1):** Measurement grid: dx=15mm, dy=15mm  
 Maximum value of SAR (measured) = 0.857 W/kg

**Edge 2/QPSK RB 108,54 ch 376500/Zoom Scan (5x5x7)/Cube 0:** Measurement grid: dx=8mm, dy=8mm, dz=5mm

Reference Value = 27.25 V/m; Power Drift = -0.07 dB

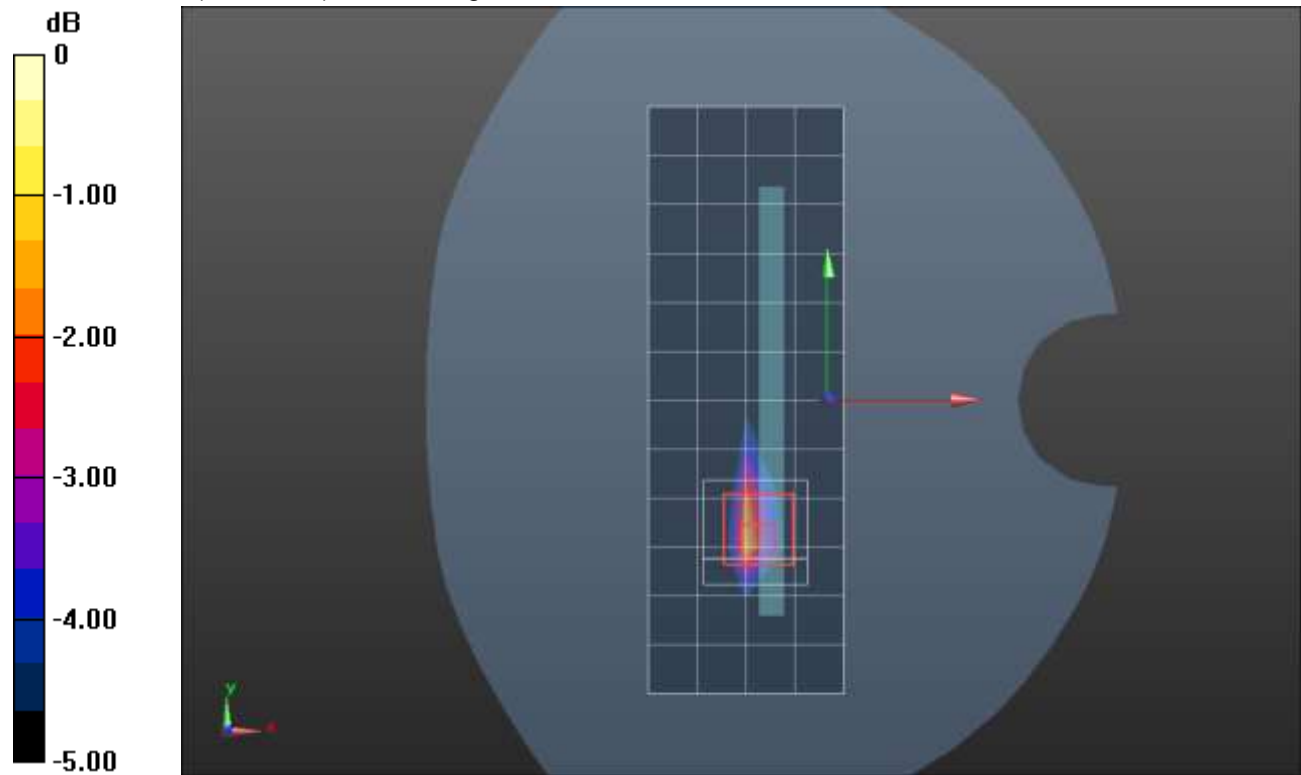
Peak SAR (extrapolated) = 1.59 W/kg

**SAR(1 g) = 0.758 W/kg; SAR(10 g) = 0.356 W/kg**

Smallest distance from peaks to all points 3 dB below = 7.2 mm

Ratio of SAR at M2 to SAR at M1 = 47%

Maximum value of SAR (measured) = 1.09 W/kg



0 dB = 1.09 W/kg = 0.37 dBW/kg

### n30 ANT 1

Frequency: 2310 MHz; Duty Cycle: 1:1; Room Ambient Temperature: 24.0°C; Liquid Temperature: 23.0°C  
 Medium parameters used:  $f = 2310 \text{ MHz}$ ;  $\sigma = 1.639 \text{ S/m}$ ;  $\epsilon_r = 39.125$ ;  $\rho = 1000 \text{ kg/m}^3$

DASY5 Configuration:

- Area Scan Setting: Find Secondary Maximum Within: 2.0 dB and with a peak SAR value greater than 0.0012W/kg
- Electronics: DAE4 Sn1547; Calibrated: 4/19/2021
- Probe: EX3DV4 - SN7482; ConvF(7.52, 7.52, 7.52) @ 2310 MHz; Calibrated: 4/26/2021
- Sensor-Surface: 1.4mm (Mechanical Surface Detection)
- Phantom: SAM (B); Type: QD000P40CD; Serial: 1632

**RHS/Touch\_QPSK RB 1,25 Ch 462000/Area Scan (10x15x1):** Measurement grid: dx=12mm, dy=12mm  
 Maximum value of SAR (measured) = 0.631 W/kg

**RHS/Touch\_QPSK RB 1,25 Ch 462000/Zoom Scan (8x8x7)/Cube 0:** Measurement grid: dx=5mm, dy=5mm, dz=5mm

Reference Value = 16.99 V/m; Power Drift = 0.01 dB


Peak SAR (extrapolated) = 0.802 W/kg

**SAR(1 g) = 0.415 W/kg; SAR(10 g) = 0.223 W/kg**

Smallest distance from peaks to all points 3 dB below = 8.3 mm

Ratio of SAR at M2 to SAR at M1 = 52.2%

Maximum value of SAR (measured) = 0.642 W/kg



0 dB = 0.642 W/kg = -1.92 dBW/kg



### n30 ANT 1

Frequency: 2310 MHz; Duty Cycle: 1:1; Room Ambient Temperature: 24.0°C; Liquid Temperature: 23.0°C  
 Medium parameters used:  $f = 2310 \text{ MHz}$ ;  $\sigma = 1.639 \text{ S/m}$ ;  $\epsilon_r = 39.125$ ;  $\rho = 1000 \text{ kg/m}^3$

DASY5 Configuration:

- Area Scan Setting: Find Secondary Maximum Within: 2.0 dB and with a peak SAR value greater than 0.0012W/kg
- Electronics: DAE4 Sn1547; Calibrated: 4/19/2021
- Probe: EX3DV4 - SN7482; ConvF(7.52, 7.52, 7.52) @ 2310 MHz; Calibrated: 4/26/2021
- Sensor-Surface: 1.4mm (Mechanical Surface Detection), Sensor-Surface: 2.5mm (Mechanical Surface Detection)
- Phantom: SAM (B); Type: QD000P40CD; Serial: 1632

**Rear/QPSK RB 1,25 ch 462000/Area Scan (11x16x1):** Measurement grid: dx=12mm, dy=12mm  
 Maximum value of SAR (measured) = 0.992 W/kg

**Rear/QPSK RB 1,25 ch 462000/Zoom Scan (7x7x7)/Cube 0:** Measurement grid: dx=5mm, dy=5mm, dz=5mm

Reference Value = 22.56 V/m; Power Drift = 0.07 dB

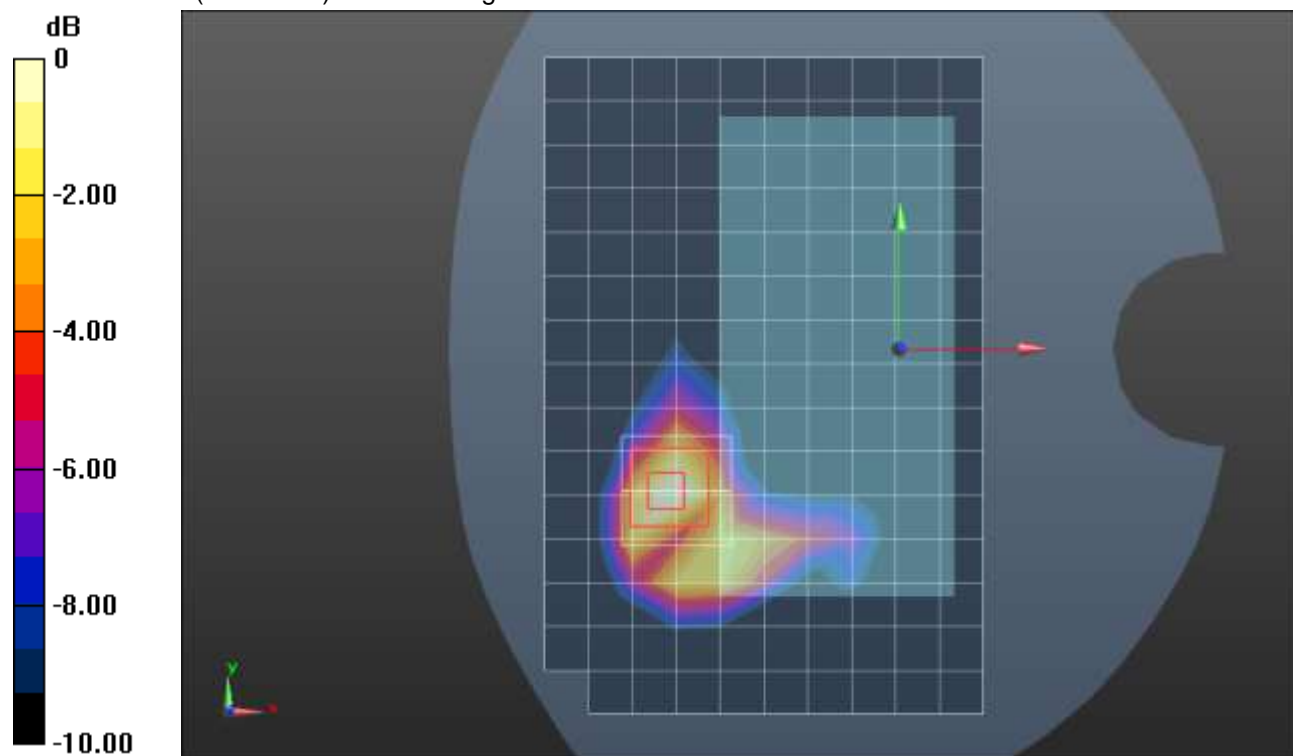
Peak SAR (extrapolated) = 1.34 W/kg

**SAR(1 g) = 0.587 W/kg; SAR(10 g) = 0.257 W/kg**

Smallest distance from peaks to all points 3 dB below = 7.6 mm

Ratio of SAR at M2 to SAR at M1 = 48.6%

Maximum value of SAR (measured) = 0.841 W/kg



0 dB = 0.841 W/kg = -0.75 dBW/kg

### n30 ANT 1

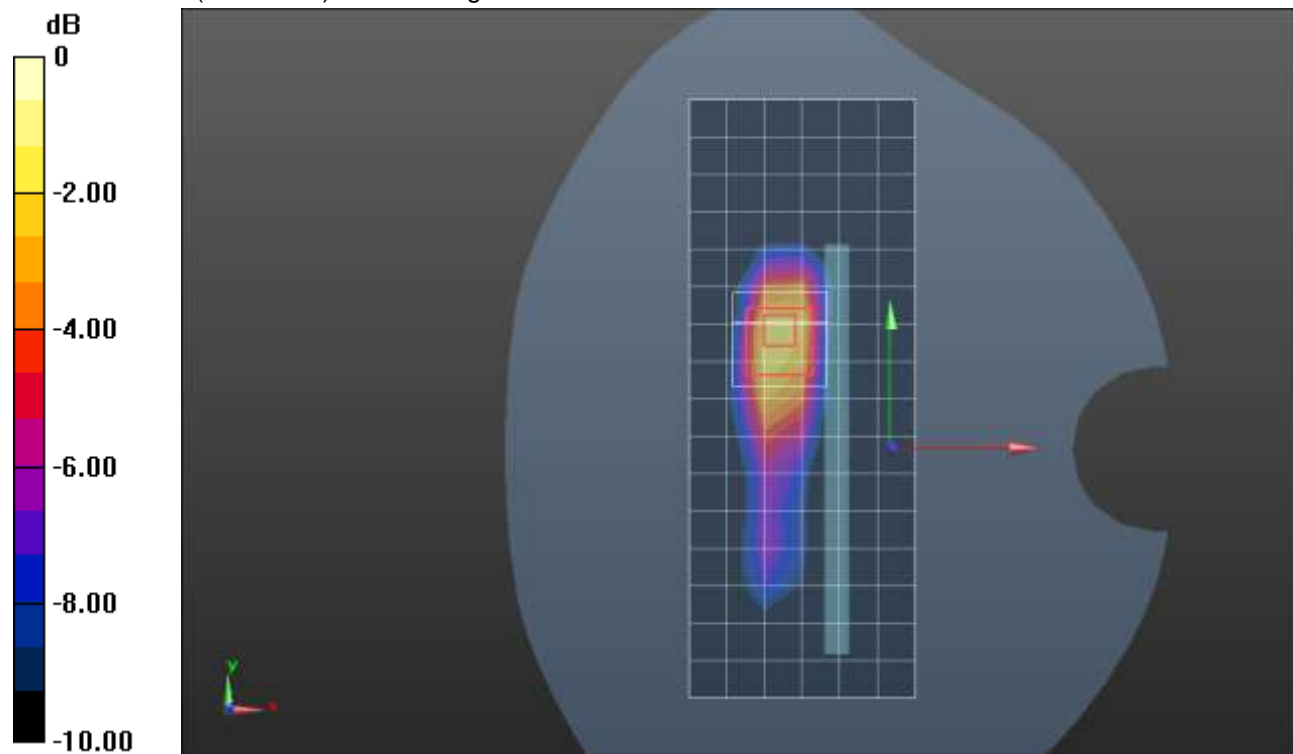
Frequency: 2310 MHz; Duty Cycle: 1:1; Room Ambient Temperature: 24.0°C; Liquid Temperature: 23.0°C  
 Medium parameters used:  $f = 2310 \text{ MHz}$ ;  $\sigma = 1.639 \text{ S/m}$ ;  $\epsilon_r = 39.125$ ;  $\rho = 1000 \text{ kg/m}^3$

DASY5 Configuration:

- Area Scan Setting: Find Secondary Maximum Within: 2.0 dB and with a peak SAR value greater than 0.0012W/kg
- Electronics: DAE4 Sn1547; Calibrated: 4/19/2021
- Probe: EX3DV4 - SN7482; ConvF(7.52, 7.52, 7.52) @ 2310 MHz; Calibrated: 4/26/2021
- Sensor-Surface: 2.5mm (Mechanical Surface Detection)
- Phantom: SAM (B); Type: QD000P40CD; Serial: 1632

**Edge 2/QPSK RB 25,12 ch 462000/Area Scan (7x17x1):** Measurement grid: dx=12mm, dy=12mm  
 Maximum value of SAR (measured) = 0.882 W/kg

**Edge 2/QPSK RB 25,12 ch 462000/Zoom Scan (7x7x7)/Cube 0:** Measurement grid: dx=5mm, dy=5mm, dz=5mm  
 Reference Value = 22.48 V/m; Power Drift = 0.04 dB  
 Peak SAR (extrapolated) = 1.71 W/kg  
**SAR(1 g) = 0.811 W/kg; SAR(10 g) = 0.363 W/kg**  
 Smallest distance from peaks to all points 3 dB below = 7 mm  
 Ratio of SAR at M2 to SAR at M1 = 49.9%  
 Maximum value of SAR (measured) = 1.19 W/kg



0 dB = 1.19 W/kg = 0.76 dBW/kg

## n30 ANT 2

Frequency: 2310 MHz; Duty Cycle: 1:1; Room Ambient Temperature: 24.0°C; Liquid Temperature: 23.0°C

Medium parameters used:  $f = 2310$  MHz;  $\sigma = 1.63$  S/m;  $\epsilon_r = 38.952$ ;  $\rho = 1000$  kg/m<sup>3</sup>

DASY5 Configuration:

- Area Scan Setting: Find Secondary Maximum Within: 2.0 dB and with a peak SAR value greater than 0.0012W/kg
- Electronics: DAE4 Sn1547; Calibrated: 4/19/2021
- Probe: EX3DV4 - SN7482; ConvF(7.52, 7.52, 7.52) @ 2310 MHz; Calibrated: 4/26/2021
- Sensor-Surface: 1.4mm (Mechanical Surface Detection)
- Phantom: SAM (B); Type: QD000P40CD; Serial: 1632

**RHS/Touch\_QPSK RB 25,12 ch 462000/Area Scan (10x16x1):** Measurement grid: dx=12mm, dy=12mm

Maximum value of SAR (measured) = 1.18 W/kg

**RHS/Touch\_QPSK RB 25,12 ch 462000/Zoom Scan (7x7x7)/Cube 0:** Measurement grid: dx=5mm, dy=5mm, dz=5mm

Reference Value = 23.24 V/m; Power Drift = 0.11 dB


Peak SAR (extrapolated) = 2.08 W/kg

**SAR(1 g) = 0.790 W/kg; SAR(10 g) = 0.380 W/kg**

Smallest distance from peaks to all points 3 dB below = 6.7 mm

Ratio of SAR at M2 to SAR at M1 = 39.4%

Maximum value of SAR (measured) = 1.50 W/kg



0 dB = 1.50 W/kg = 1.76 dBW/kg

## n30 ANT 2

Frequency: 2310 MHz; Duty Cycle: 1:1; Room Ambient Temperature: 24.0°C; Liquid Temperature: 23.0°C  
 Medium parameters used:  $f = 2310 \text{ MHz}$ ;  $\sigma = 1.63 \text{ S/m}$ ;  $\epsilon_r = 38.952$ ;  $\rho = 1000 \text{ kg/m}^3$

DASY5 Configuration:

- Area Scan Setting: Find Secondary Maximum Within: 2.0 dB and with a peak SAR value greater than 0.0012W/kg
- Electronics: DAE4 Sn1547; Calibrated: 4/19/2021
- Probe: EX3DV4 - SN7482; ConvF(7.52, 7.52, 7.52) @ 2310 MHz; Calibrated: 4/26/2021
- Sensor-Surface: 1.4mm (Mechanical Surface Detection), Sensor-Surface: 2.5mm (Mechanical Surface Detection)
- Phantom: SAM (B); Type: QD000P40CD; Serial: 1632

**Rear/QPSK RB 50,0 ch 462000/Area Scan (10x16x1):** Measurement grid: dx=12mm, dy=12mm  
 Maximum value of SAR (measured) = 0.864 W/kg

**Rear/QPSK RB 50,0 ch 462000/Zoom Scan (9x7x7)/Cube 0:** Measurement grid: dx=5mm, dy=5mm, dz=5mm

Reference Value = 20.17 V/m; Power Drift = 0.19 dB

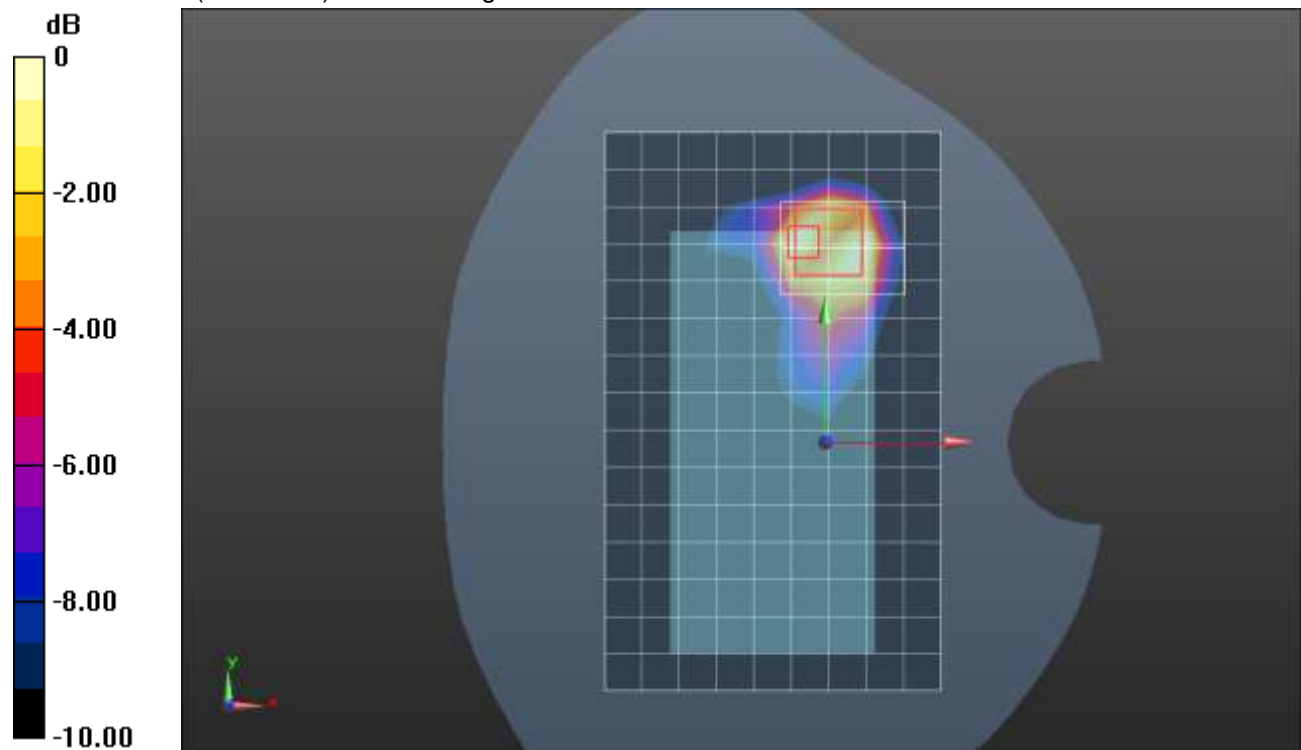
Peak SAR (extrapolated) = 1.61 W/kg

**SAR(1 g) = 0.587 W/kg; SAR(10 g) = 0.258 W/kg**

Smallest distance from peaks to all points 3 dB below = 6.1 mm

Ratio of SAR at M2 to SAR at M1 = 42.9%

Maximum value of SAR (measured) = 0.867 W/kg



0 dB = 0.867 W/kg = -0.62 dBW/kg

## n30 ANT 2

Frequency: 2310 MHz; Duty Cycle: 1:1; Room Ambient Temperature: 24.0°C; Liquid Temperature: 23.0°C  
 Medium parameters used:  $f = 2310 \text{ MHz}$ ;  $\sigma = 1.694 \text{ S/m}$ ;  $\epsilon_r = 39.845$ ;  $\rho = 1000 \text{ kg/m}^3$

DASY5 Configuration:

- Area Scan Setting: Find Secondary Maximum Within: 2.0 dB and with a peak SAR value greater than 0.0012W/kg
- Electronics: DAE4 Sn1547; Calibrated: 4/19/2021
- Probe: EX3DV4 - SN7482; ConvF(7.52, 7.52, 7.52) @ 2310 MHz; Calibrated: 4/26/2021
- Sensor-Surface: 2.5mm (Mechanical Surface Detection)
- Phantom: SAM (B); Type: QD000P40CD; Serial: 1632

**Edge 4/QPSK RB 50,0 ch 462000/Area Scan (7x17x1):** Measurement grid: dx=12mm, dy=12mm  
 Maximum value of SAR (measured) = 0.762 W/kg

**Edge 4/QPSK RB 50,0 ch 462000/Zoom Scan (7x7x7)/Cube 0:** Measurement grid: dx=5mm, dy=5mm, dz=5mm

Reference Value = 23.41 V/m; Power Drift = 0.07 dB

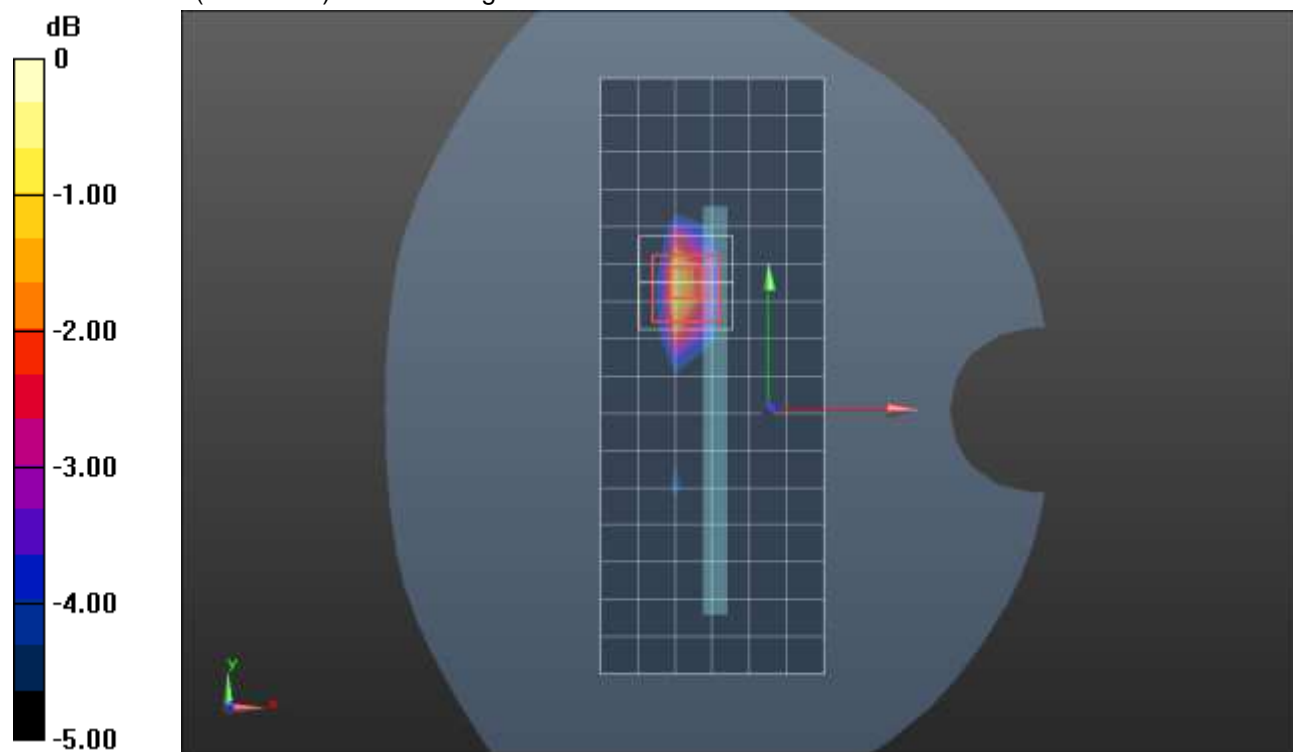
Peak SAR (extrapolated) = 1.43 W/kg

**SAR(1 g) = 0.675 W/kg; SAR(10 g) = 0.324 W/kg**

Smallest distance from peaks to all points 3 dB below = 7.6 mm

Ratio of SAR at M2 to SAR at M1 = 51.4%

Maximum value of SAR (measured) = 0.945 W/kg



0 dB = 0.945 W/kg = -0.25 dBW/kg

### n30 ANT 3

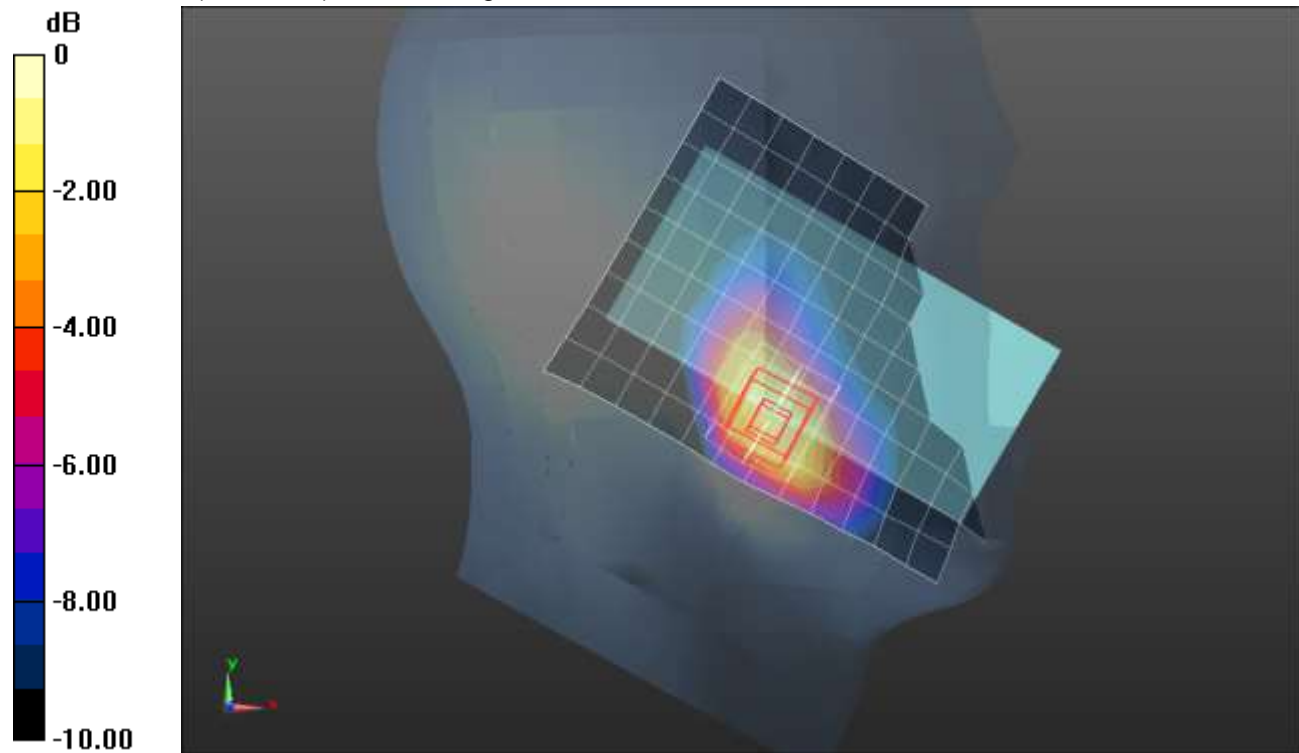
Frequency: 2310 MHz; Duty Cycle: 1:1; Room Ambient Temperature: 24.0°C; Liquid Temperature: 23.0°C  
 Medium parameters used:  $f = 2310$  MHz;  $\sigma = 1.655$  S/m;  $\epsilon_r = 38.198$ ;  $\rho = 1000$  kg/m<sup>3</sup>

DASY5 Configuration:

- Area Scan Setting: Find Secondary Maximum Within: 2.0 dB and with a peak SAR value greater than 0.0012W/kg
- Electronics: DAE4 Sn1547; Calibrated: 4/19/2021
- Probe: EX3DV4 - SN7482; ConvF(7.52, 7.52, 7.52) @ 2310 MHz; Calibrated: 4/26/2021
- Sensor-Surface: 1.4mm (Mechanical Surface Detection)
- Phantom: SAM (B); Type: QD000P40CD; Serial: 1632

**LHS/Touch\_QPSK RB 25,12 Ch 46200/Area Scan (10x15x1):** Measurement grid: dx=12mm, dy=12mm  
 Maximum value of SAR (measured) = 0.582 W/kg

**LHS/Touch\_QPSK RB 25,12 Ch 46200/Zoom Scan (7x7x7)/Cube 0:** Measurement grid: dx=5mm, dy=5mm, dz=5mm  
 Reference Value = 17.62 V/m; Power Drift = 0.13 dB  
 Peak SAR (extrapolated) = 0.817 W/kg  
**SAR(1 g) = 0.469 W/kg; SAR(10 g) = 0.260 W/kg**  
 Smallest distance from peaks to all points 3 dB below = 10.6 mm  
 Ratio of SAR at M2 to SAR at M1 = 57.6%  
 Maximum value of SAR (measured) = 0.692 W/kg



0 dB = 0.692 W/kg = -1.60 dBW/kg

### n30 ANT 3

Frequency: 2310 MHz; Duty Cycle: 1:1; Room Ambient Temperature: 24.0°C; Liquid Temperature: 23.0°C  
 Medium parameters used:  $f = 2310$  MHz;  $\sigma = 1.63$  S/m;  $\epsilon_r = 38.952$ ;  $\rho = 1000$  kg/m<sup>3</sup>

DASY5 Configuration:

- Area Scan Setting: Find Secondary Maximum Within: 2.0 dB and with a peak SAR value greater than 0.0012W/kg
- Electronics: DAE4 Sn1547; Calibrated: 4/19/2021
- Probe: EX3DV4 - SN7482; ConvF(7.52, 7.52, 7.52) @ 2310 MHz; Calibrated: 4/26/2021
- Sensor-Surface: 1.4mm (Mechanical Surface Detection (Locations From Previous Scan Used)), Sensor-Surface: 2.5mm (Mechanical Surface Detection)
- Phantom: SAM (B); Type: QD000P40CD; Serial: 1632

**Rear/QPSK RB 25,12 ch 462000/Area Scan (10x16x1):** Measurement grid: dx=12mm, dy=12mm  
 Maximum value of SAR (measured) = 1.51 W/kg

**Rear/QPSK RB 25,12 ch 462000/Zoom Scan (7x7x7)/Cube 0:** Measurement grid: dx=5mm, dy=5mm, dz=5mm

Reference Value = 28.51 V/m; Power Drift = 0.04 dB

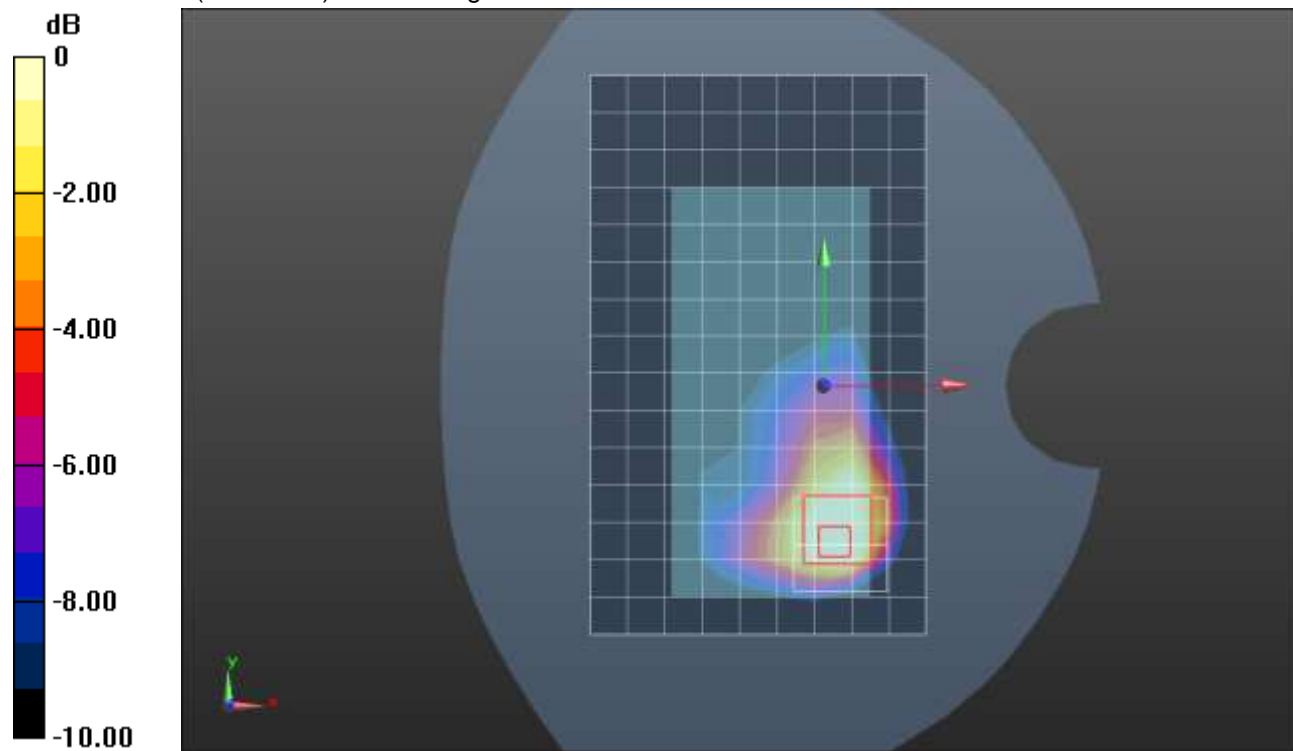
Peak SAR (extrapolated) = 2.11 W/kg

**SAR(1 g) = 0.910 W/kg; SAR(10 g) = 0.452 W/kg**

Smallest distance from peaks to all points 3 dB below = 9.5 mm

Ratio of SAR at M2 to SAR at M1 = 42.2%

Maximum value of SAR (measured) = 1.30 W/kg



0 dB = 1.30 W/kg = 1.14 dBW/kg



### n30 ANT 4

Frequency: 2310 MHz; Duty Cycle: 1:1; Room Ambient Temperature: 24.0°C; Liquid Temperature: 23.0°C  
 Medium parameters used:  $f = 2310 \text{ MHz}$ ;  $\sigma = 1.63 \text{ S/m}$ ;  $\epsilon_r = 38.952$ ;  $\rho = 1000 \text{ kg/m}^3$

DASY5 Configuration:

- Area Scan Setting: Find Secondary Maximum Within: 2.0 dB and with a peak SAR value greater than 0.0012W/kg
- Electronics: DAE4 Sn1547; Calibrated: 4/19/2021
- Probe: EX3DV4 - SN7482; ConvF(7.52, 7.52, 7.52) @ 2310 MHz; Calibrated: 4/26/2021
- Sensor-Surface: 1.4mm (Mechanical Surface Detection (Locations From Previous Scan Used)), Sensor-Surface: 1.4mm (Mechanical Surface Detection)
- Phantom: SAM (B); Type: QD000P40CD; Serial: 1632

**LHS/Touch\_QPSK RB 25,12 Ch 462000/Area Scan (10x15x1):** Measurement grid: dx=12mm, dy=12mm

Maximum value of SAR (measured) = 1.34 W/kg

**LHS/Touch\_QPSK RB 25,12 Ch 462000/Zoom Scan (7x7x7)/Cube 0:** Measurement grid: dx=5mm, dy=5mm, dz=5mm

Reference Value = 26.24 V/m; Power Drift = 0.03 dB

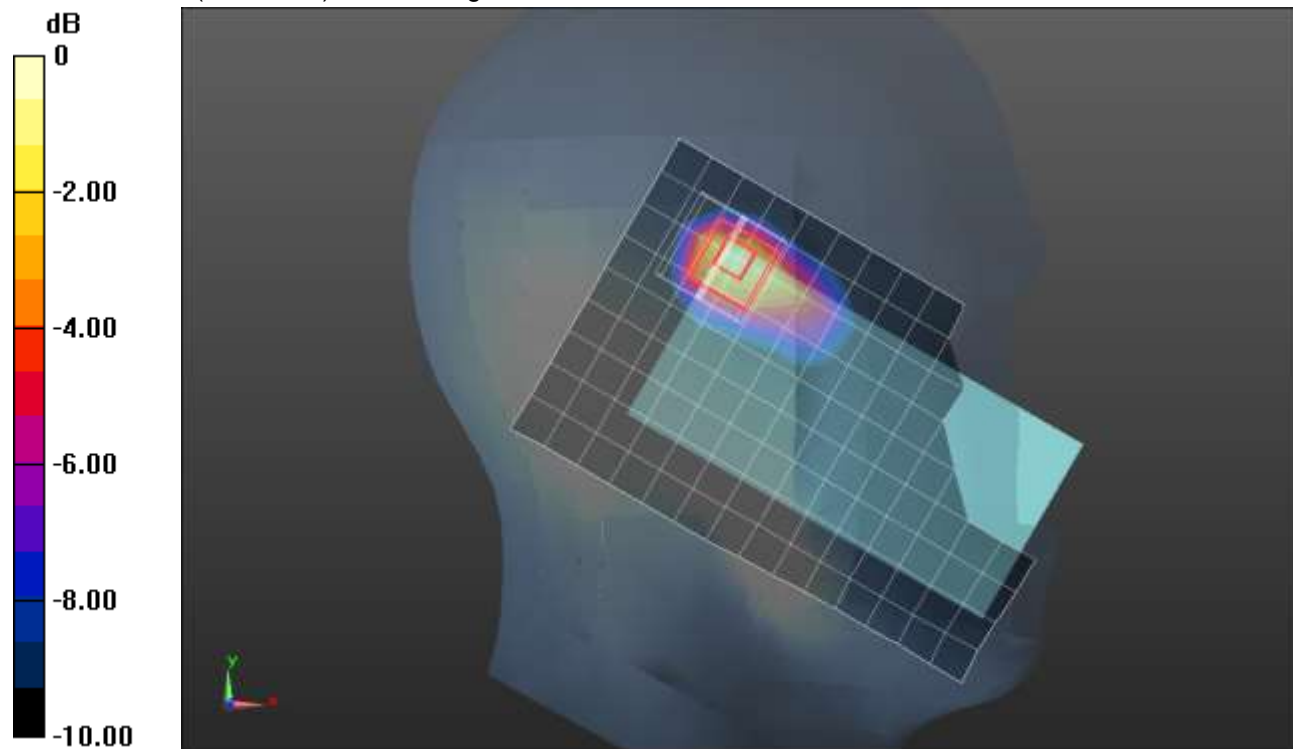
Peak SAR (extrapolated) = 2.03 W/kg

**SAR(1 g) = 0.847 W/kg; SAR(10 g) = 0.398 W/kg**

Smallest distance from peaks to all points 3 dB below = 6.3 mm

Ratio of SAR at M2 to SAR at M1 = 38.6%

Maximum value of SAR (measured) = 1.46 W/kg



0 dB = 1.46 W/kg = 1.64 dBW/kg

### n30 ANT 4

Frequency: 2310 MHz; Duty Cycle: 1:1; Room Ambient Temperature: 24.0°C; Liquid Temperature: 23.0°C  
 Medium parameters used:  $f = 2310 \text{ MHz}$ ;  $\sigma = 1.63 \text{ S/m}$ ;  $\epsilon_r = 38.952$ ;  $\rho = 1000 \text{ kg/m}^3$

DASY5 Configuration:

- Area Scan Setting: Find Secondary Maximum Within: 2.0 dB and with a peak SAR value greater than 0.0012W/kg
- Electronics: DAE4 Sn1547; Calibrated: 4/19/2021
- Probe: EX3DV4 - SN7482; ConvF(7.52, 7.52, 7.52) @ 2310 MHz; Calibrated: 4/26/2021
- Sensor-Surface: 1.4mm (Mechanical Surface Detection (Locations From Previous Scan Used)), Sensor-Surface: 2.5mm (Mechanical Surface Detection)
- Phantom: SAM (B); Type: QD000P40CD; Serial: 1632

**Rear/QPSK RB 50,0 ch 462000/Area Scan (10x16x1):** Measurement grid: dx=12mm, dy=12mm  
 Maximum value of SAR (measured) = 1.14 W/kg

**Rear/QPSK RB 50,0 ch 462000/Zoom Scan (7x7x7)/Cube 0:** Measurement grid: dx=5mm, dy=5mm, dz=5mm

Reference Value = 22.14 V/m; Power Drift = -0.08 dB

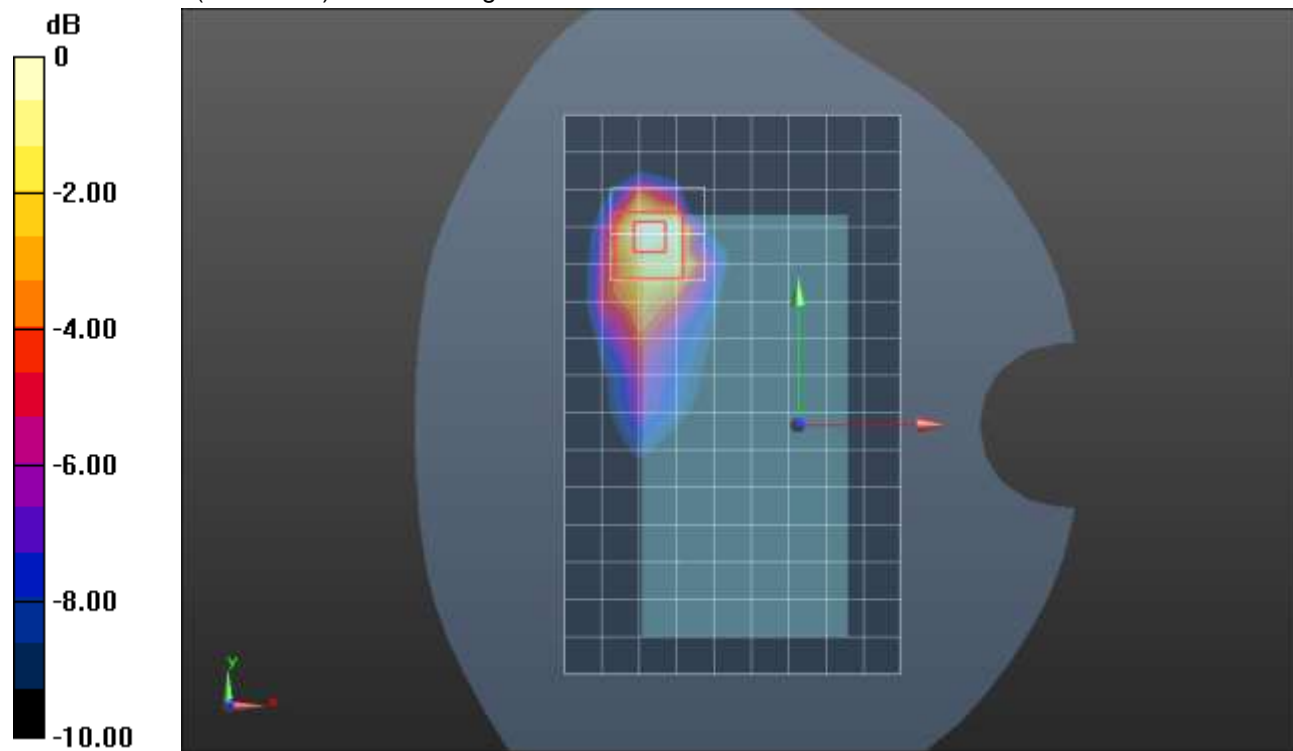
Peak SAR (extrapolated) = 1.49 W/kg

**SAR(1 g) = 0.689 W/kg; SAR(10 g) = 0.320 W/kg**

Smallest distance from peaks to all points 3 dB below = 9.8 mm

Ratio of SAR at M2 to SAR at M1 = 47.1%

Maximum value of SAR (measured) = 0.969 W/kg



0 dB = 0.969 W/kg = -0.14 dBW/kg

### n41 ANT 1

Frequency: 2593 MHz; Duty Cycle: 1:1; Room Ambient Temperature: 24.0°C; Liquid Temperature: 23.0°C  
 Medium parameters used (interpolated):  $f = 2593$  MHz;  $\sigma = 1.947$  S/m;  $\epsilon_r = 38.916$ ;  $\rho = 1000$  kg/m<sup>3</sup>

DASY5 Configuration:

- Area Scan Setting: Find Secondary Maximum Within: 2.0 dB and with a peak SAR value greater than 0.0012W/kg
- Electronics: DAE4 Sn1239; Calibrated: 7/29/2020
- Probe: EX3DV4 - SN7498; ConvF(7.66, 7.66, 7.66) @ 2593 MHz; Calibrated: 3/18/2021
- Sensor-Surface: 2.5mm (Mechanical Surface Detection)
- Phantom: Twin-SAM V8.0 (20deg probe tilt); Type: QD 000 P41 AA; Serial: 1957

**RHS/Touch\_QPSK RB 1,137 ch 518598/Area Scan (9x13x1):** Measurement grid: dx=12mm, dy=12mm

[Info: Interpolated medium parameters used for SAR evaluation.](#)

Maximum value of SAR (measured) = 0.497 W/kg

**RHS/Touch\_QPSK RB 1,137 ch 518598/Zoom Scan (7x7x7)/Cube 0:** Measurement grid: dx=5mm, dy=5mm, dz=5mm

Reference Value = 16.46 V/m; Power Drift = 0.10 dB

Peak SAR (extrapolated) = 0.741 W/kg

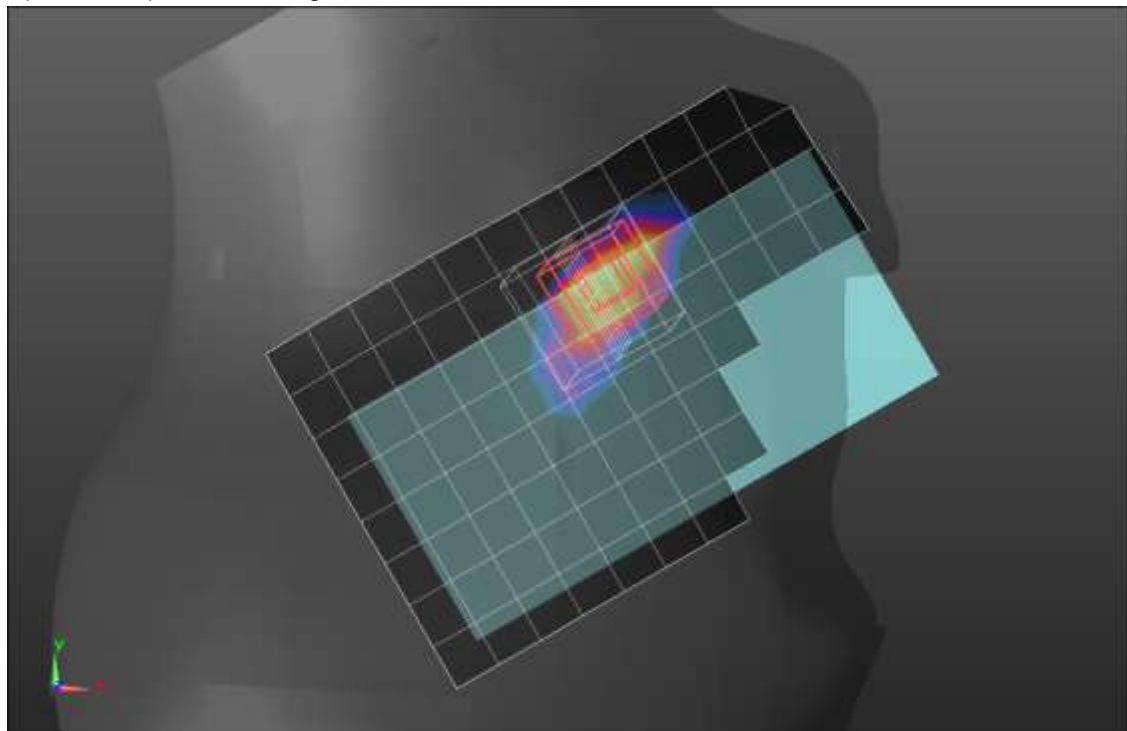
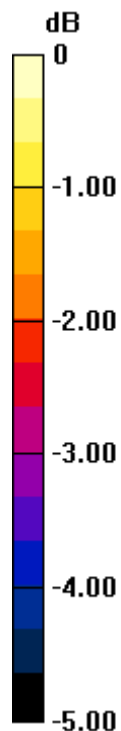
**SAR(1 g) = 0.402 W/kg; SAR(10 g) = 0.209 W/kg**

Smallest distance from peaks to all points 3 dB below = 9.6 mm

Ratio of SAR at M2 to SAR at M1 = 56%

[Info: Interpolated medium parameters used for SAR evaluation.](#)

Maximum value of SAR (measured) = 0.532 W/kg



0 dB = 0.532 W/kg = -2.74 dBW/kg

### n41 ANT 1

Frequency: 2593 MHz; Duty Cycle: 1:1; Room Ambient Temperature: 24.0°C; Liquid Temperature: 23.0°C  
 Medium parameters used (interpolated):  $f = 2593 \text{ MHz}$ ;  $\sigma = 1.947 \text{ S/m}$ ;  $\epsilon_r = 38.916$ ;  $\rho = 1000 \text{ kg/m}^3$

DASY5 Configuration:

- Area Scan Setting: Find Secondary Maximum Within: 2.0 dB and with a peak SAR value greater than 0.0012W/kg
- Electronics: DAE4 Sn1239; Calibrated: 7/29/2020
- Probe: EX3DV4 - SN7498; ConvF(7.66, 7.66, 7.66) @ 2593 MHz; Calibrated: 3/18/2021
- Sensor-Surface: 2.5mm (Mechanical Surface Detection)
- Phantom: Twin-SAM V8.0 (20deg probe tilt); Type: QD 000 P41 AA; Serial: 1957

**Rear/QPSK RB 135,69 ch 518598/Area Scan (10x16x1):** Measurement grid: dx=12mm, dy=12mm

[Info: Interpolated medium parameters used for SAR evaluation.](#)

Maximum value of SAR (measured) = 0.619 W/kg

**Rear/QPSK RB 135,69 ch 518598/Zoom Scan (7x7x7)/Cube 0:** Measurement grid: dx=5mm, dy=5mm, dz=5mm

Reference Value = 18.01 V/m; Power Drift = 0.07 dB

Peak SAR (extrapolated) = 0.948 W/kg

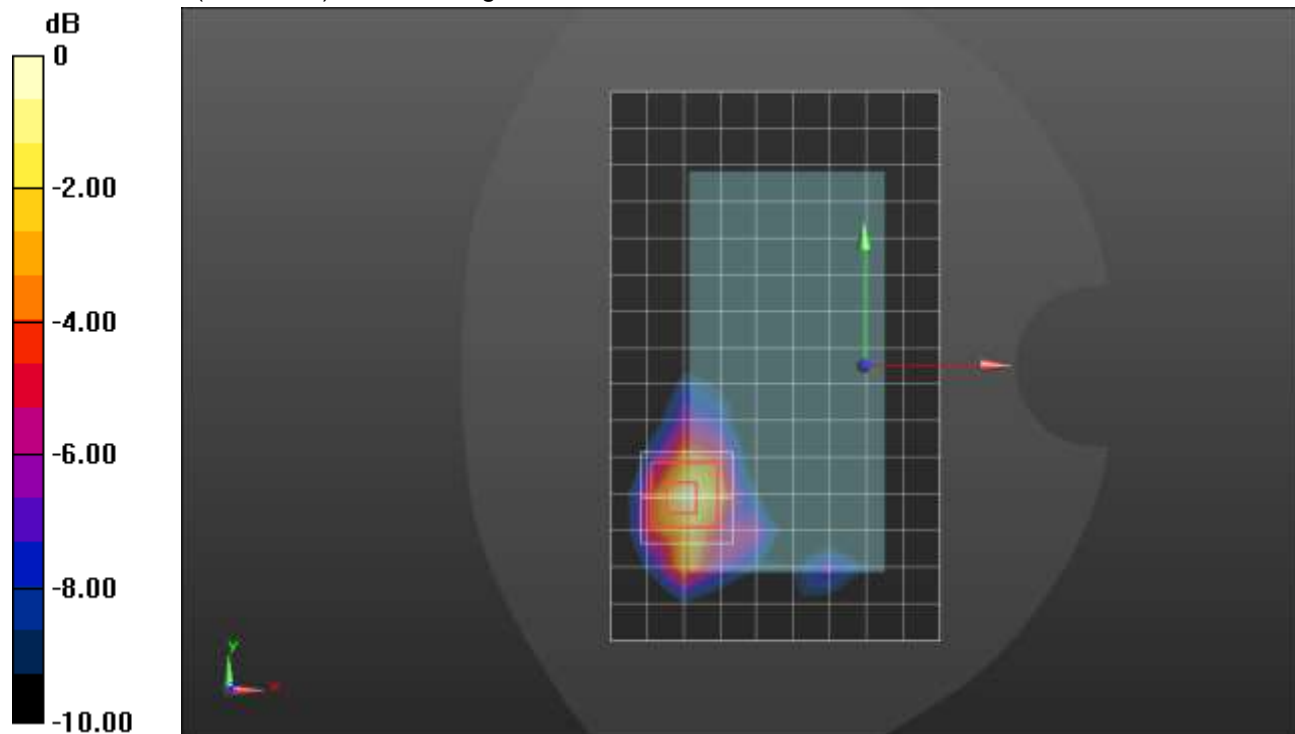
**SAR(1 g) = 0.424 W/kg; SAR(10 g) = 0.185 W/kg**

Smallest distance from peaks to all points 3 dB below = 7.8 mm

Ratio of SAR at M2 to SAR at M1 = 46.2%

[Info: Interpolated medium parameters used for SAR evaluation.](#)

Maximum value of SAR (measured) = 0.610 W/kg



0 dB = 0.610 W/kg = -2.15 dBW/kg

### n41 ANT 1

Frequency: 2593 MHz; Duty Cycle: 1:1; Room Ambient Temperature: 24.0°C; Liquid Temperature: 23.0°C  
 Medium parameters used (interpolated):  $f = 2593 \text{ MHz}$ ;  $\sigma = 1.947 \text{ S/m}$ ;  $\epsilon_r = 38.916$ ;  $\rho = 1000 \text{ kg/m}^3$

DASY5 Configuration:

- Area Scan Setting: Find Secondary Maximum Within: 2.0 dB and with a peak SAR value greater than 0.0012W/kg
- Electronics: DAE4 Sn1239; Calibrated: 7/29/2020
- Probe: EX3DV4 - SN7498; ConvF(7.66, 7.66, 7.66) @ 2593 MHz; Calibrated: 3/18/2021
- Sensor-Surface: 2.5mm (Mechanical Surface Detection)
- Phantom: Twin-SAM V8.0 (20deg probe tilt); Type: QD 000 P41 AA; Serial: 1957

**Edge 2/QPSK RB 135,69 ch 518598/Area Scan (8x16x1):** Measurement grid: dx=12mm, dy=12mm

[Info: Interpolated medium parameters used for SAR evaluation.](#)

Maximum value of SAR (measured) = 0.799 W/kg

**Edge 2/QPSK RB 135,69 ch 518598/Zoom Scan (7x7x7)/Cube 0:** Measurement grid: dx=5mm, dy=5mm, dz=5mm

Reference Value = 21.20 V/m; Power Drift = 0.08 dB

Peak SAR (extrapolated) = 1.35 W/kg

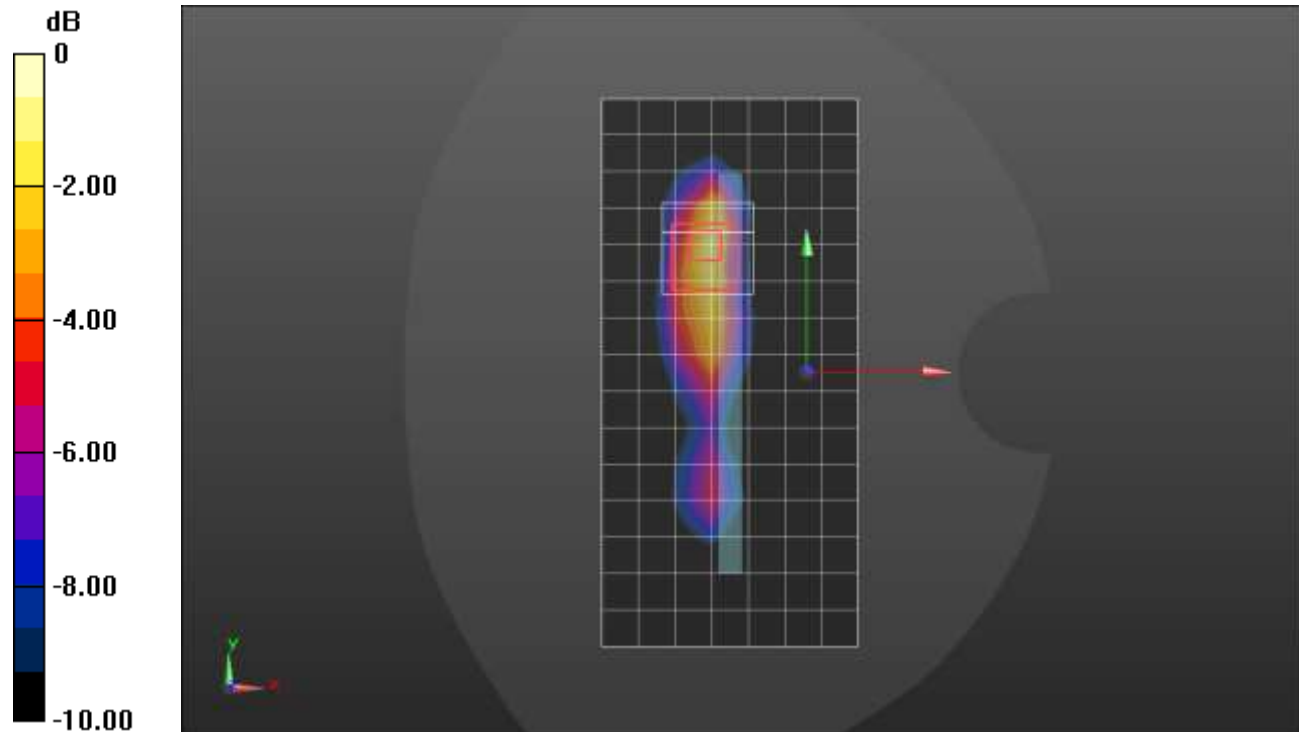
**SAR(1 g) = 0.582 W/kg; SAR(10 g) = 0.246 W/kg**

Smallest distance from peaks to all points 3 dB below = 7 mm

Ratio of SAR at M2 to SAR at M1 = 44.2%

[Info: Interpolated medium parameters used for SAR evaluation.](#)

Maximum value of SAR (measured) = 0.849 W/kg



0 dB = 0.849 W/kg = -0.71 dBW/kg

## n41 ANT 2

Frequency: 2593 MHz; Duty Cycle: 1:1; Room Ambient Temperature: 24.0°C; Liquid Temperature: 23.0°C  
Medium parameters used (interpolated):  $f = 2593$  MHz;  $\sigma = 1.947$  S/m;  $\epsilon_r = 38.916$ ;  $\rho = 1000$  kg/m<sup>3</sup>

DASY5 Configuration:

- Area Scan Setting: Find Secondary Maximum Within: 2.0 dB and with a peak SAR value greater than 0.0012W/kg
- Electronics: DAE4 Sn1239; Calibrated: 7/29/2020
- Probe: EX3DV4 - SN7498; ConvF(7.66, 7.66, 7.66) @ 2593 MHz; Calibrated: 3/18/2021
- Sensor-Surface: 2.5mm (Mechanical Surface Detection)
- Phantom: Twin-SAM V8.0 (20deg probe tilt); Type: QD 000 P41 AA; Serial: 1957

**LHS/Touch\_QPSK RB 135,69 ch 518598/Area Scan (10x15x1):** Measurement grid: dx=12mm, dy=12mm

[Info: Interpolated medium parameters used for SAR evaluation.](#)

Maximum value of SAR (measured) = 0.756 W/kg

**LHS/Touch\_QPSK RB 135,69 ch 518598/Zoom Scan (7x7x7)/Cube 0:** Measurement grid: dx=5mm, dy=5mm, dz=5mm

Reference Value = 22.92 V/m; Power Drift = 0.02 dB

Peak SAR (extrapolated) = 1.65 W/kg

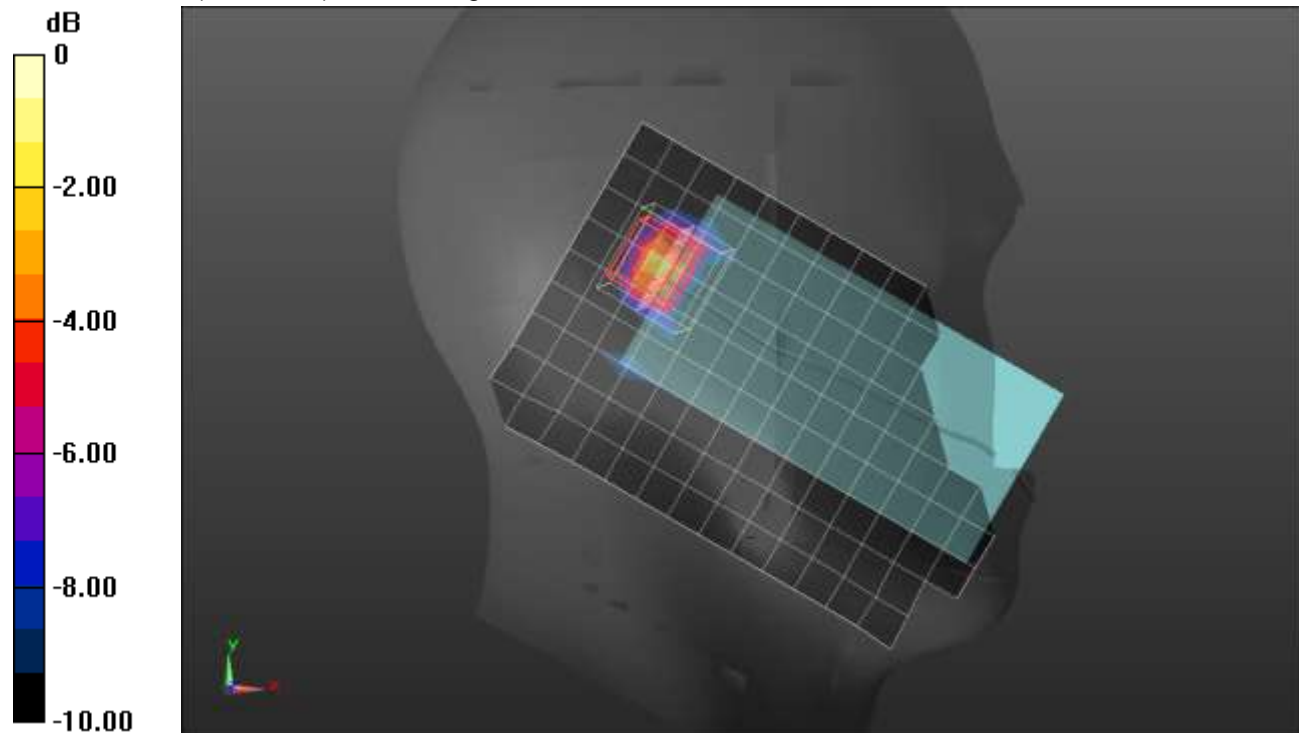
**SAR(1 g) = 0.667 W/kg; SAR(10 g) = 0.247 W/kg**

Smallest distance from peaks to all points 3 dB below = 6 mm

Ratio of SAR at M2 to SAR at M1 = 43%

[Info: Interpolated medium parameters used for SAR evaluation.](#)

Maximum value of SAR (measured) = 1.02 W/kg



0 dB = 1.02 W/kg = 0.09 dBW/kg

## n41 ANT 2

Frequency: 2593 MHz; Duty Cycle: 1:1; Room Ambient Temperature: 24.0°C; Liquid Temperature: 23.0°C  
 Medium parameters used (interpolated):  $f = 2593 \text{ MHz}$ ;  $\sigma = 1.947 \text{ S/m}$ ;  $\epsilon_r = 38.916$ ;  $\rho = 1000 \text{ kg/m}^3$

DASY5 Configuration:

- Area Scan Setting: Find Secondary Maximum Within: 2.0 dB and with a peak SAR value greater than 0.0012W/kg
- Electronics: DAE4 Sn1239; Calibrated: 7/29/2020
- Probe: EX3DV4 - SN7498; ConvF(7.66, 7.66, 7.66) @ 2593 MHz; Calibrated: 3/18/2021
- Sensor-Surface: 2.5mm (Mechanical Surface Detection)
- Phantom: Twin-SAM V8.0 (20deg probe tilt); Type: QD 000 P41 AA; Serial: 1957

**Rear/QPSK RB 135,69 ch 518598/Area Scan (10x16x1):** Measurement grid: dx=12mm, dy=12mm

[Info: Interpolated medium parameters used for SAR evaluation.](#)

Maximum value of SAR (measured) = 0.874 W/kg

**Rear/QPSK RB 135,69 ch 518598/Zoom Scan (8x8x7)/Cube 0:** Measurement grid: dx=5mm, dy=5mm, dz=5mm

Reference Value = 21.73 V/m; Power Drift = 0.05 dB

Peak SAR (extrapolated) = 1.71 W/kg

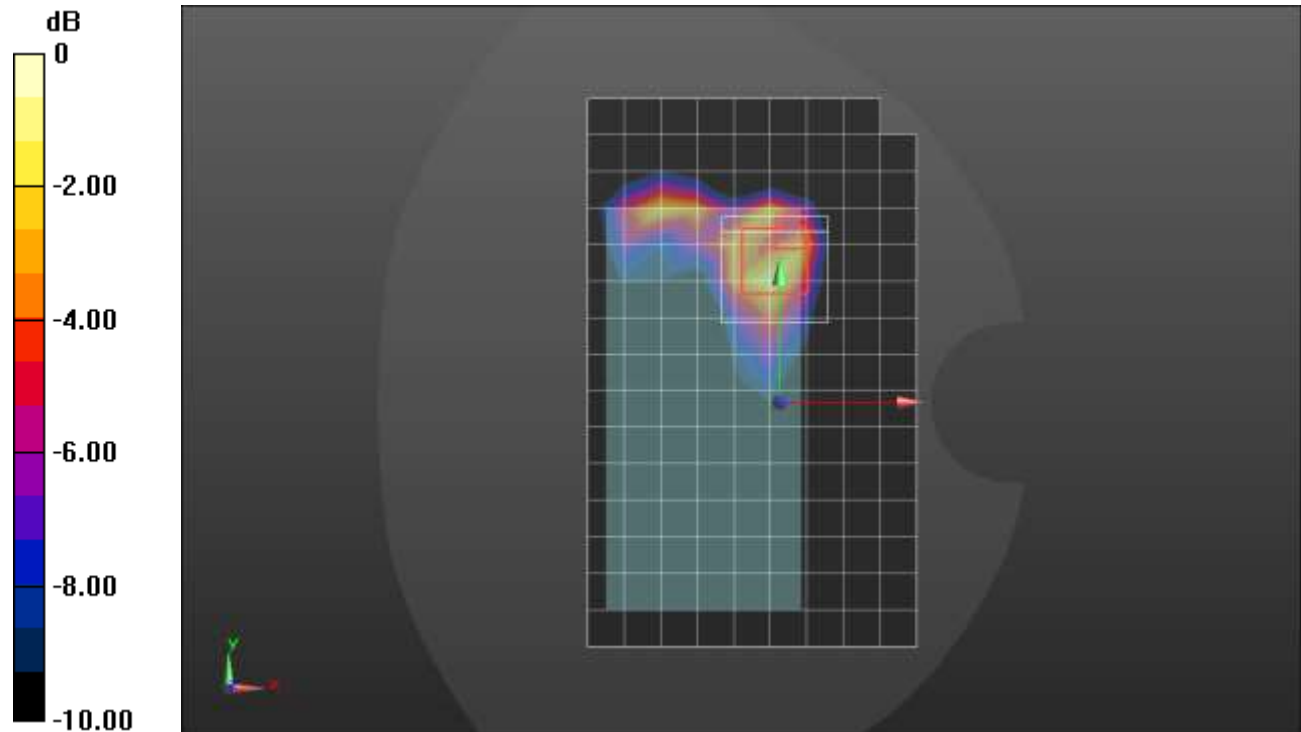
**SAR(1 g) = 0.669 W/kg; SAR(10 g) = 0.284 W/kg**

Smallest distance from peaks to all points 3 dB below = 5.1 mm

Ratio of SAR at M2 to SAR at M1 = 41.1%

[Info: Interpolated medium parameters used for SAR evaluation.](#)

Maximum value of SAR (measured) = 1.04 W/kg



0 dB = 1.04 W/kg = 0.17 dBW/kg



### n41 ANT 3

Frequency: 2593 MHz; Duty Cycle: 1:1; Room Ambient Temperature: 24.0°C; Liquid Temperature: 23.0°C  
 Medium parameters used (interpolated):  $f = 2593$  MHz;  $\sigma = 1.947$  S/m;  $\epsilon_r = 38.916$ ;  $\rho = 1000$  kg/m<sup>3</sup>

DASY5 Configuration:

- Area Scan Setting: Find Secondary Maximum Within: 2.0 dB and with a peak SAR value greater than 0.0012W/kg
- Electronics: DAE4 Sn1239; Calibrated: 7/29/2020
- Probe: EX3DV4 - SN7498; ConvF(7.66, 7.66, 7.66) @ 2593 MHz; Calibrated: 3/18/2021
- Sensor-Surface: 2.5mm (Mechanical Surface Detection)
- Phantom: Twin-SAM V8.0 (20deg probe tilt); Type: QD 000 P41 AA; Serial: 1957

**LHS/Touch\_QPSK RB 1,137 ch 518598/Area Scan (10x13x1):** Measurement grid: dx=12mm, dy=12mm

[Info: Interpolated medium parameters used for SAR evaluation.](#)

Maximum value of SAR (measured) = 0.982 W/kg

**LHS/Touch\_QPSK RB 1,137 ch 518598/Zoom Scan (7x7x7)/Cube 0:** Measurement grid: dx=5mm, dy=5mm, dz=5mm

Reference Value = 23.49 V/m; Power Drift = 0.02 dB


Peak SAR (extrapolated) = 1.48 W/kg

**SAR(1 g) = 0.773 W/kg; SAR(10 g) = 0.395 W/kg**

Smallest distance from peaks to all points 3 dB below = 10 mm

Ratio of SAR at M2 to SAR at M1 = 55.7%

Maximum value of SAR (measured) = 1.02 W/kg



0 dB = 1.02 W/kg = 0.09 dBW/kg

### n41 ANT 3

Frequency: 2593 MHz; Duty Cycle: 1:1; Room Ambient Temperature: 24.0°C; Liquid Temperature: 23.0°C  
 Medium parameters used (interpolated):  $f = 2593 \text{ MHz}$ ;  $\sigma = 1.947 \text{ S/m}$ ;  $\epsilon_r = 38.916$ ;  $\rho = 1000 \text{ kg/m}^3$

DASY5 Configuration:

- Area Scan Setting: Find Secondary Maximum Within: 2.0 dB and with a peak SAR value greater than 0.0012W/kg
- Electronics: DAE4 Sn1239; Calibrated: 7/29/2020
- Probe: EX3DV4 - SN7498; ConvF(7.66, 7.66, 7.66) @ 2593 MHz; Calibrated: 3/18/2021
- Sensor-Surface: 2.5mm (Mechanical Surface Detection)
- Phantom: Twin-SAM V8.0 (20deg probe tilt); Type: QD 000 P41 AA; Serial: 1957

**Rear/QPSK RB 135,69 ch 518598/Area Scan (10x16x1):** Measurement grid: dx=12mm, dy=12mm

[Info: Interpolated medium parameters used for SAR evaluation.](#)

Maximum value of SAR (measured) = 0.792 W/kg

**Rear/QPSK RB 135,69 ch 518598/Zoom Scan (7x7x7)/Cube 0:** Measurement grid: dx=5mm, dy=5mm, dz=5mm

Reference Value = 22.22 V/m; Power Drift = 0.00 dB

Peak SAR (extrapolated) = 1.34 W/kg

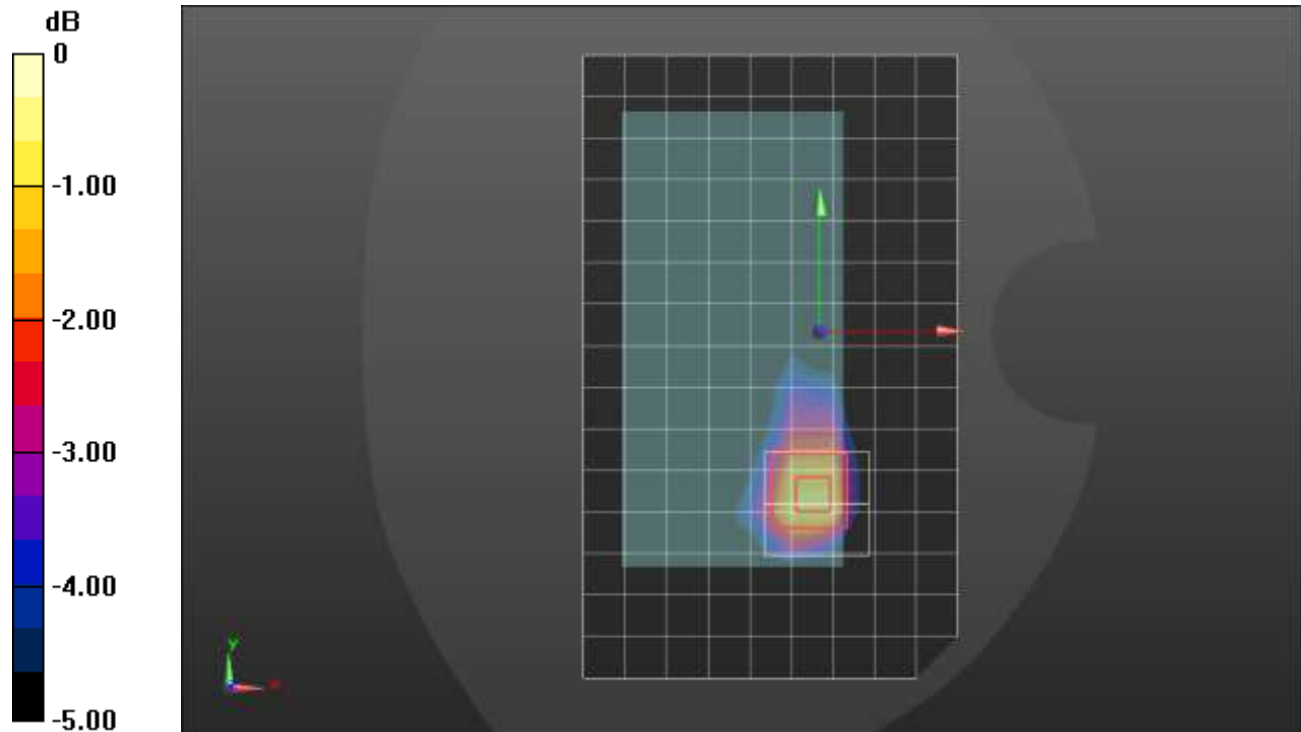
**SAR(1 g) = 0.690 W/kg; SAR(10 g) = 0.347 W/kg**

Smallest distance from peaks to all points 3 dB below = 12 mm

Ratio of SAR at M2 to SAR at M1 = 50.3%

[Info: Interpolated medium parameters used for SAR evaluation.](#)

Maximum value of SAR (measured) = 0.939 W/kg



0 dB = 0.939 W/kg = -0.27 dBW/kg

### n41 ANT 4


Frequency: 2593 MHz; Duty Cycle: 1:1; Room Ambient Temperature: 24.0°C; Liquid Temperature: 23.0°C  
 Medium parameters used (interpolated):  $f = 2593 \text{ MHz}$ ;  $\sigma = 1.907 \text{ S/m}$ ;  $\epsilon_r = 38.147$ ;  $\rho = 1000 \text{ kg/m}^3$

DASY5 Configuration:

- Area Scan Setting: Find Secondary Maximum Within: 2.0 dB and with a peak SAR value greater than 0.0012W/kg
- Electronics: DAE4 Sn1472; Calibrated: 1/28/2021
- Probe: EX3DV4 - SN7587; ConvF(7.33, 7.33, 7.33) @ 2593 MHz; Calibrated: 4/27/2021
- Sensor-Surface: 2.5mm (Mechanical Surface Detection)
- Phantom: Twin-SAM V5.0 (30deg probe tilt); Type: QD 000 P40 CD; Serial: 1629

**LHS/Touch\_QPSK RB 135,69 ch 518598/Area Scan (10x16x1):** Measurement grid: dx=12mm, dy=12mm  
 Maximum value of SAR (measured) = 0.668 W/kg

**LHS/Touch\_QPSK RB 135,69 ch 518598/Zoom Scan (7x7x7)/Cube 0:** Measurement grid: dx=5mm, dy=5mm, dz=5mm  
 Reference Value = 19.44 V/m; Power Drift = 0.07 dB  
 Peak SAR (extrapolated) = 0.807 W/kg  
**SAR(1 g) = 0.331 W/kg; SAR(10 g) = 0.137 W/kg**  
 Smallest distance from peaks to all points 3 dB below = 7 mm  
 Ratio of SAR at M2 to SAR at M1 = 41.7%  
 Maximum value of SAR (measured) = 0.518 W/kg



0 dB = 0.518 W/kg = -2.86 dBW/kg

### n41 ANT 4

Frequency: 2593 MHz; Duty Cycle: 1:1; Room Ambient Temperature: 24.0°C; Liquid Temperature: 23.0°C  
 Medium parameters used (interpolated):  $f = 2593$  MHz;  $\sigma = 1.947$  S/m;  $\epsilon_r = 38.916$ ;  $\rho = 1000$  kg/m<sup>3</sup>

DASY5 Configuration:

- Area Scan Setting: Find Secondary Maximum Within: 2.0 dB and with a peak SAR value greater than 0.0012W/kg
- Electronics: DAE4 Sn1239; Calibrated: 7/29/2020
- Probe: EX3DV4 - SN7498; ConvF(7.66, 7.66, 7.66) @ 2593 MHz; Calibrated: 3/18/2021
- Sensor-Surface: 2.5mm (Mechanical Surface Detection)
- Phantom: Twin-SAM V8.0 (20deg probe tilt); Type: QD 000 P41 AA; Serial: 1957

**Rear/QPSK RB 135,69 ch 518598/Area Scan (10x16x1):** Measurement grid: dx=12mm, dy=12mm

[Info: Interpolated medium parameters used for SAR evaluation.](#)

Maximum value of SAR (measured) = 0.733 W/kg

**Rear/QPSK RB 135,69 ch 518598/Zoom Scan (7x7x7)/Cube 0:** Measurement grid: dx=5mm, dy=5mm, dz=5mm

Reference Value = 19.68 V/m; Power Drift = 0.15 dB

Peak SAR (extrapolated) = 1.14 W/kg

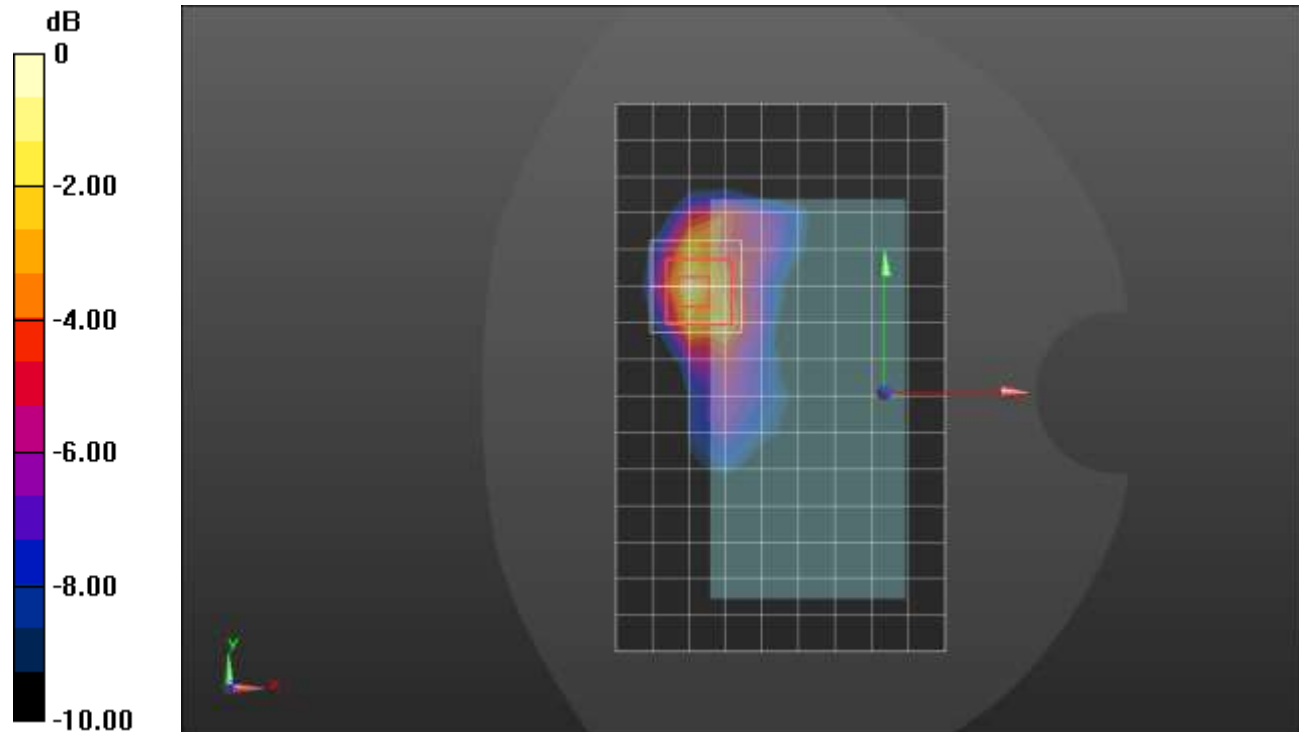
**SAR(1 g) = 0.524 W/kg; SAR(10 g) = 0.235 W/kg**

Smallest distance from peaks to all points 3 dB below = 8.2 mm

Ratio of SAR at M2 to SAR at M1 = 47.8%

[Info: Interpolated medium parameters used for SAR evaluation.](#)

Maximum value of SAR (measured) = 0.754 W/kg



0 dB = 0.754 W/kg = -1.23 dBW/kg

### n41 ANT 4

Frequency: 2593 MHz; Duty Cycle: 1:1; Room Ambient Temperature: 24.0°C; Liquid Temperature: 23.0°C  
 Medium parameters used (interpolated):  $f = 2593 \text{ MHz}$ ;  $\sigma = 1.947 \text{ S/m}$ ;  $\epsilon_r = 38.916$ ;  $\rho = 1000 \text{ kg/m}^3$

DASY5 Configuration:

- Area Scan Setting: Find Secondary Maximum Within: 2.0 dB and with a peak SAR value greater than 0.0012W/kg
- Electronics: DAE4 Sn1239; Calibrated: 7/29/2020
- Probe: EX3DV4 - SN7498; ConvF(7.66, 7.66, 7.66) @ 2593 MHz; Calibrated: 3/18/2021
- Sensor-Surface: 2.5mm (Mechanical Surface Detection)
- Phantom: Twin-SAM V8.0 (20deg probe tilt); Type: QD 000 P41 AA; Serial: 1957

#### Edge 2/QPSK RB 1,137 ch 518598/Area Scan (7x16x1): Measurement grid: dx=12mm, dy=12mm

[Info: Interpolated medium parameters used for SAR evaluation.](#)

Maximum value of SAR (measured) = 0.559 W/kg

#### Edge 2/QPSK RB 1,137 ch 518598/Zoom Scan (7x7x7)/Cube 0: Measurement grid: dx=5mm, dy=5mm, dz=5mm

Reference Value = 20.30 V/m; Power Drift = 0.00 dB

Peak SAR (extrapolated) = 1.13 W/kg

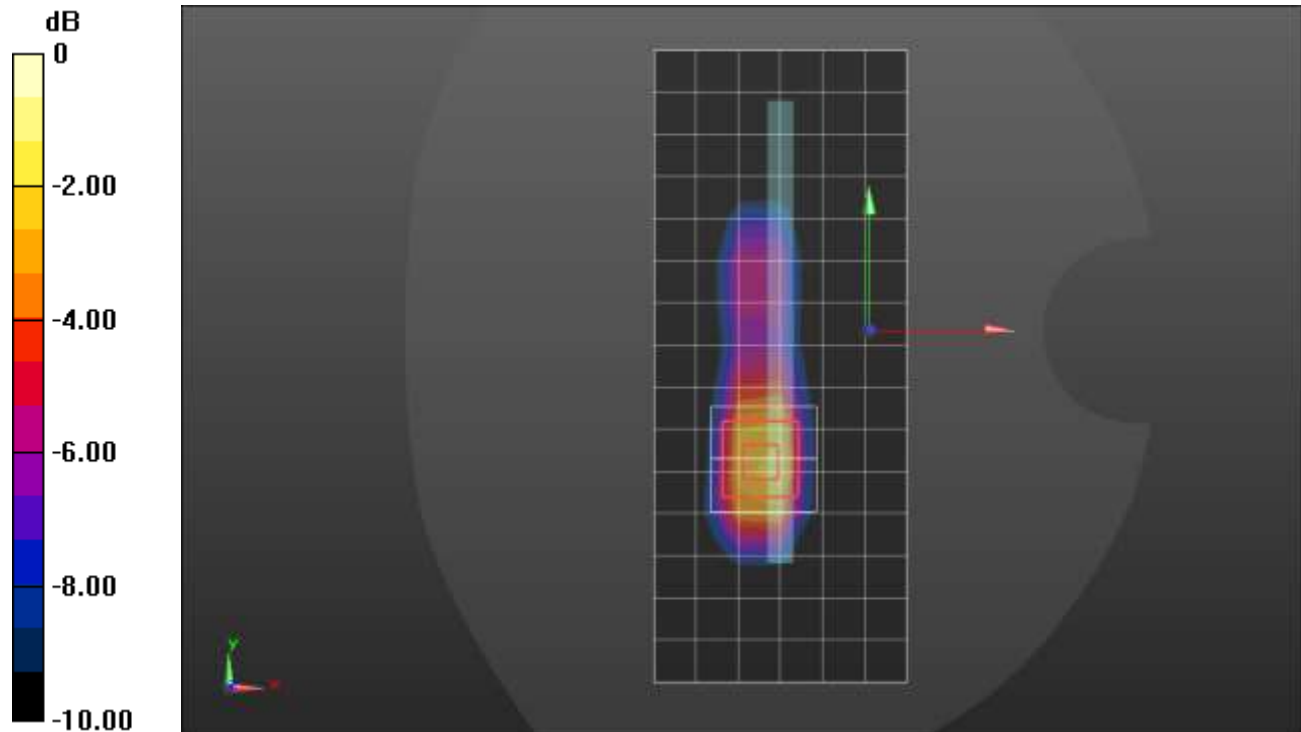
**SAR(1 g) = 0.534 W/kg; SAR(10 g) = 0.235 W/kg**

Smallest distance from peaks to all points 3 dB below = 8 mm

Ratio of SAR at M2 to SAR at M1 = 48.8%

[Info: Interpolated medium parameters used for SAR evaluation.](#)

Maximum value of SAR (measured) = 0.781 W/kg



0 dB = 0.781 W/kg = -1.07 dBW/kg

### n66 ANT 1

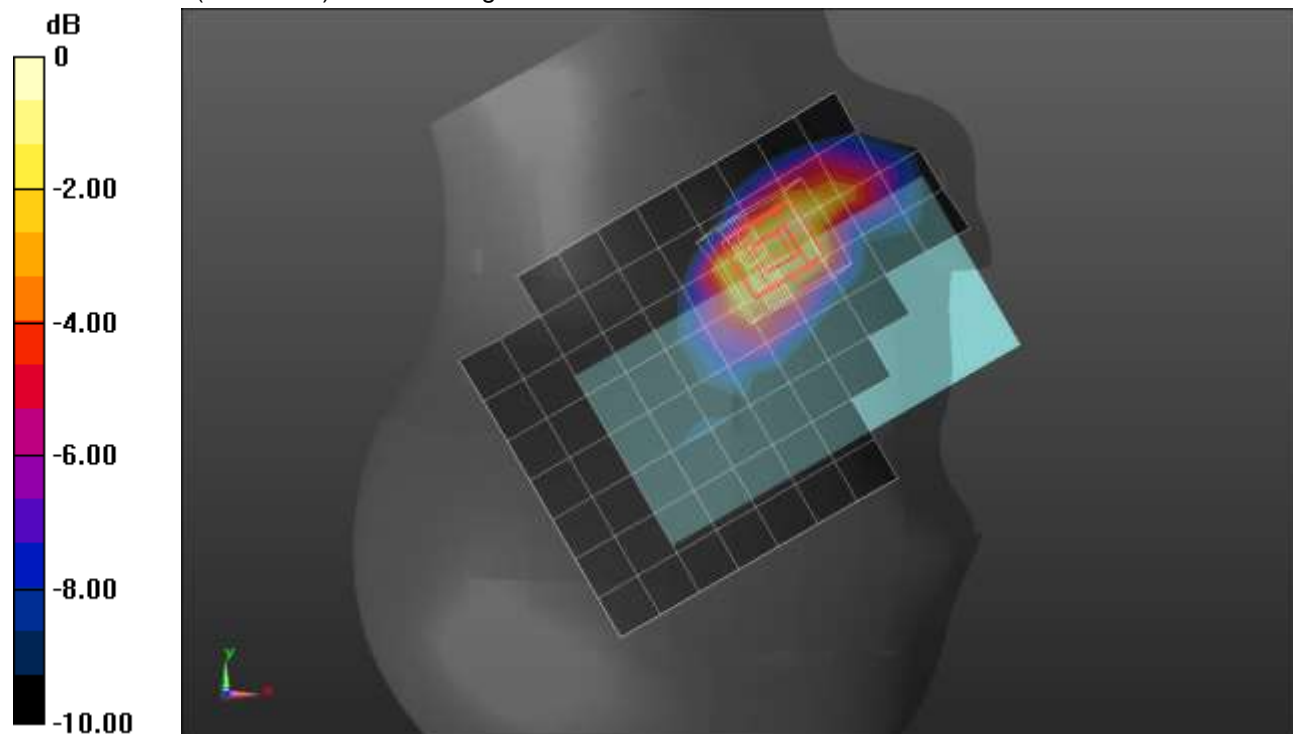
Frequency: 1745 MHz; Duty Cycle: 1:1; Room Ambient Temperature: 24.0°C; Liquid Temperature: 23.0°C  
 Medium parameters used:  $f = 1745 \text{ MHz}$ ;  $\sigma = 1.31 \text{ S/m}$ ;  $\epsilon_r = 38.821$ ;  $\rho = 1000 \text{ kg/m}^3$

DASY5 Configuration:

- Area Scan Setting: Find Secondary Maximum Within: 2.0 dB and with a peak SAR value greater than 0.0012W/kg
- Electronics: DAE4 Sn1359; Calibrated: 1/28/2021
- Probe: EX3DV4 - SN3772; ConvF(7.57, 7.57, 7.57) @ 1745 MHz; Calibrated: 2/25/2021
- Sensor-Surface: 1.4mm (Mechanical Surface Detection)
- Phantom: Twin-SAM V8.0 (20deg probe tilt); Type: QD 000 P41 AA; Serial: 1948

**RHS/Touch\_QPSK RB 1,53 Ch 349000/Area Scan (9x14x1):** Measurement grid: dx=15mm, dy=15mm  
 Maximum value of SAR (measured) = 0.356 W/kg

**RHS/Touch\_QPSK RB 1,53 Ch 349000/Zoom Scan (5x5x7)/Cube 0:** Measurement grid: dx=8mm, dy=8mm, dz=5mm  
 Reference Value = 15.61 V/m; Power Drift = 0.02 dB  
 Peak SAR (extrapolated) = 0.456 W/kg  
**SAR(1 g) = 0.291 W/kg; SAR(10 g) = 0.180 W/kg**  
 Smallest distance from peaks to all points 3 dB below = 11.4 mm  
 Ratio of SAR at M2 to SAR at M1 = 63%  
 Maximum value of SAR (measured) = 0.405 W/kg



0 dB = 0.405 W/kg = -3.93 dBW/kg

### n66 ANT 1

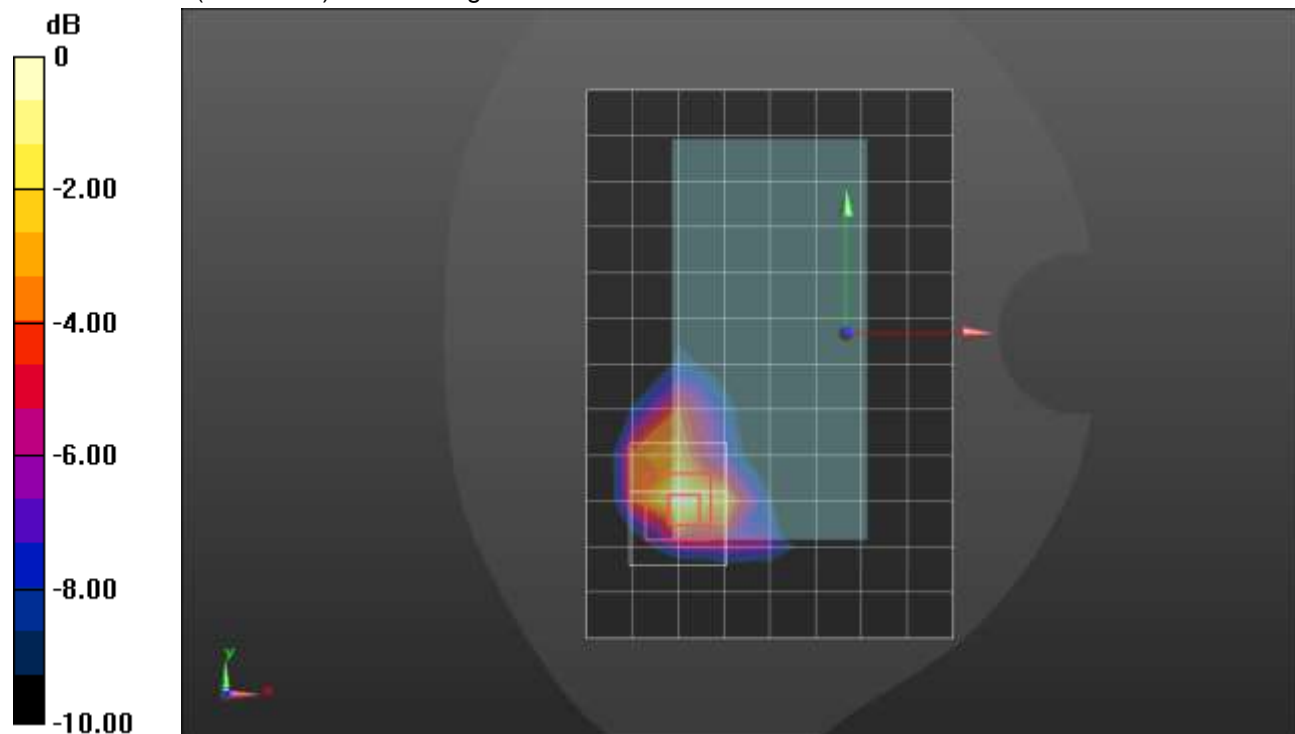
Frequency: 1770 MHz; Duty Cycle: 1:1; Room Ambient Temperature: 24.0°C; Liquid Temperature: 23.0°C  
 Medium parameters used:  $f = 1770 \text{ MHz}$ ;  $\sigma = 1.335 \text{ S/m}$ ;  $\epsilon_r = 38.792$ ;  $\rho = 1000 \text{ kg/m}^3$

DASY5 Configuration:

- Area Scan Setting: Find Secondary Maximum Within: 2.0 dB and with a peak SAR value greater than 0.0012W/kg
- Electronics: DAE4 Sn1359; Calibrated: 1/28/2021
- Probe: EX3DV4 - SN3772; ConvF(7.57, 7.57, 7.57) @ 1770 MHz; Calibrated: 2/25/2021
- Sensor-Surface: 1.4mm (Mechanical Surface Detection)
- Phantom: Twin-SAM V8.0 (20deg probe tilt); Type: QD 000 P41 AA; Serial: 1948

**Rear/QPSK RB 1,53 Ch 354000/Area Scan (9x13x1):** Measurement grid: dx=15mm, dy=15mm  
 Maximum value of SAR (measured) = 1.30 W/kg

**Rear/QPSK RB 1,53 Ch 354000/Zoom Scan (5x6x7)/Cube 0:** Measurement grid: dx=8mm, dy=8mm, dz=5mm  
 Reference Value = 28.70 V/m; Power Drift = 0.04 dB  
 Peak SAR (extrapolated) = 1.66 W/kg  
**SAR(1 g) = 0.789 W/kg; SAR(10 g) = 0.378 W/kg**  
 Smallest distance from peaks to all points 3 dB below = 6.8 mm  
 Ratio of SAR at M2 to SAR at M1 = 46.4%  
 Maximum value of SAR (measured) = 1.32 W/kg



0 dB = 1.32 W/kg = 1.21 dBW/kg



## n66 ANT 2

Frequency: 1720 MHz; Duty Cycle: 1:1; Room Ambient Temperature: 24.0°C; Liquid Temperature: 23.0°C

Medium parameters used:  $f = 1720$  MHz;  $\sigma = 1.327$  S/m;  $\epsilon_r = 40.405$ ;  $\rho = 1000$  kg/m<sup>3</sup>

DASY5 Configuration:

- Area Scan Setting: Find Secondary Maximum Within: 2.0 dB and with a peak SAR value greater than 0.0012W/kg
- Electronics: DAE4 Sn1359; Calibrated: 1/28/2021
- Probe: EX3DV4 - SN3772; ConvF(7.57, 7.57, 7.57) @ 1720 MHz; Calibrated: 2/25/2021
- Sensor-Surface: 1.4mm (Mechanical Surface Detection)
- Phantom: Twin-SAM V8.0 (20deg probe tilt); Type: QD 000 P41 AA; Serial: 1948

**RHS/Touch\_QPSK RB 50,28 Ch 344000/Area Scan (9x13x1):** Measurement grid: dx=15mm, dy=15mm

Maximum value of SAR (measured) = 1.19 W/kg

**RHS/Touch\_QPSK RB 50,28 Ch 344000/Zoom Scan (5x5x7)/Cube 0:** Measurement grid: dx=8mm, dy=8mm, dz=5mm

Reference Value = 27.51 V/m; Power Drift = -0.03 dB

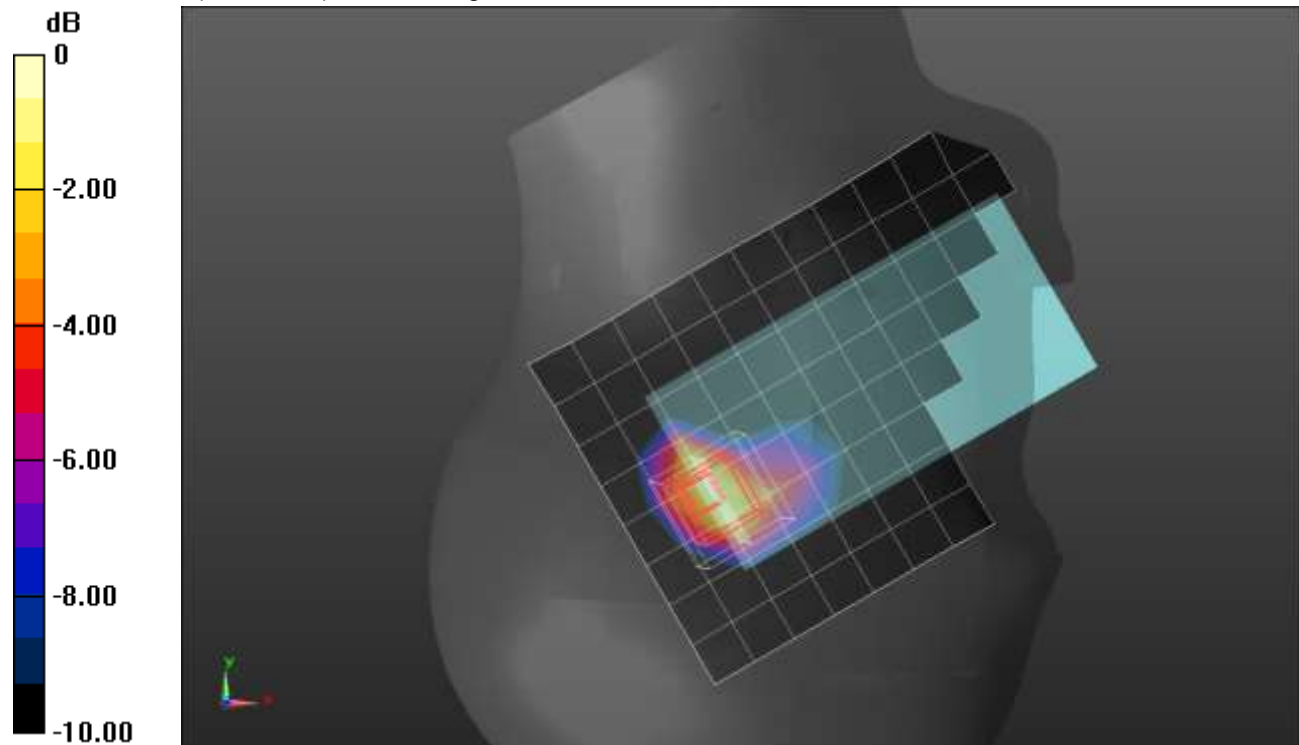
Peak SAR (extrapolated) = 1.81 W/kg

**SAR(1 g) = 0.839 W/kg; SAR(10 g) = 0.403 W/kg**

Smallest distance from peaks to all points 3 dB below = 5.8 mm

Ratio of SAR at M2 to SAR at M1 = 49.2%

Maximum value of SAR (measured) = 1.33 W/kg



0 dB = 1.33 W/kg = 1.24 dBW/kg

## n66 ANT 2

Frequency: 1745 MHz; Duty Cycle: 1:1; Room Ambient Temperature: 24.0°C; Liquid Temperature: 23.0°C  
 Medium parameters used:  $f = 1745 \text{ MHz}$ ;  $\sigma = 1.31 \text{ S/m}$ ;  $\epsilon_r = 38.821$ ;  $\rho = 1000 \text{ kg/m}^3$

DASY5 Configuration:

- Area Scan Setting: Find Secondary Maximum Within: 2.0 dB and with a peak SAR value greater than 0.0012W/kg
- Electronics: DAE4 Sn1359; Calibrated: 1/28/2021
- Probe: EX3DV4 - SN3772; ConvF(7.57, 7.57, 7.57) @ 1745 MHz; Calibrated: 2/25/2021
- Sensor-Surface: 1.4mm (Mechanical Surface Detection)
- Phantom: Twin-SAM V8.0 (20deg probe tilt); Type: QD 000 P41 AA; Serial: 1948

**Rear/QPSK RB 1,53 Ch 349000/Area Scan (9x15x1):** Measurement grid: dx=15mm, dy=15mm  
 Maximum value of SAR (measured) = 0.861 W/kg

**Rear/QPSK RB 1,53 Ch 349000/Zoom Scan (6x6x7)/Cube 0:** Measurement grid: dx=8mm, dy=8mm, dz=5mm

Reference Value = 24.04 V/m; Power Drift = 0.01 dB

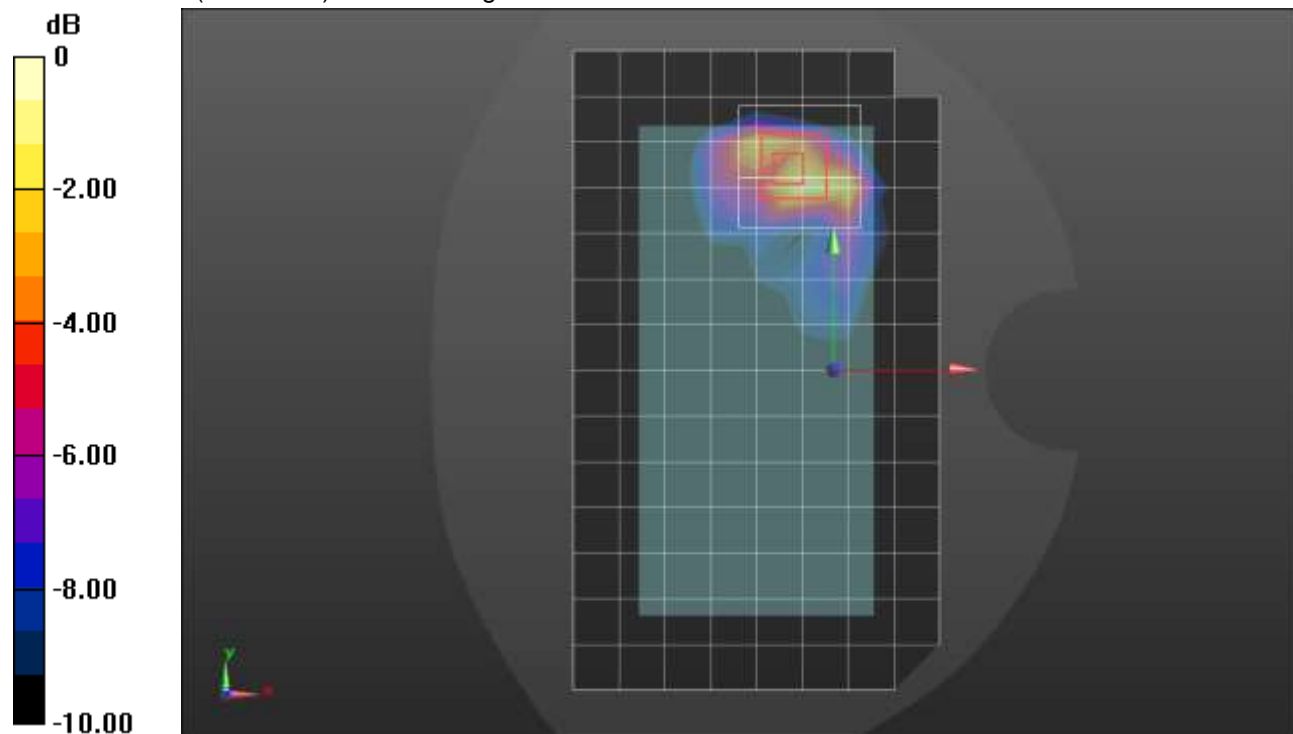
Peak SAR (extrapolated) = 1.28 W/kg

**SAR(1 g) = 0.662 W/kg; SAR(10 g) = 0.328 W/kg**

Smallest distance from peaks to all points 3 dB below = 8 mm

Ratio of SAR at M2 to SAR at M1 = 53%

Maximum value of SAR (measured) = 0.991 W/kg



0 dB = 0.991 W/kg = -0.04 dBW/kg

## n66 ANT 2

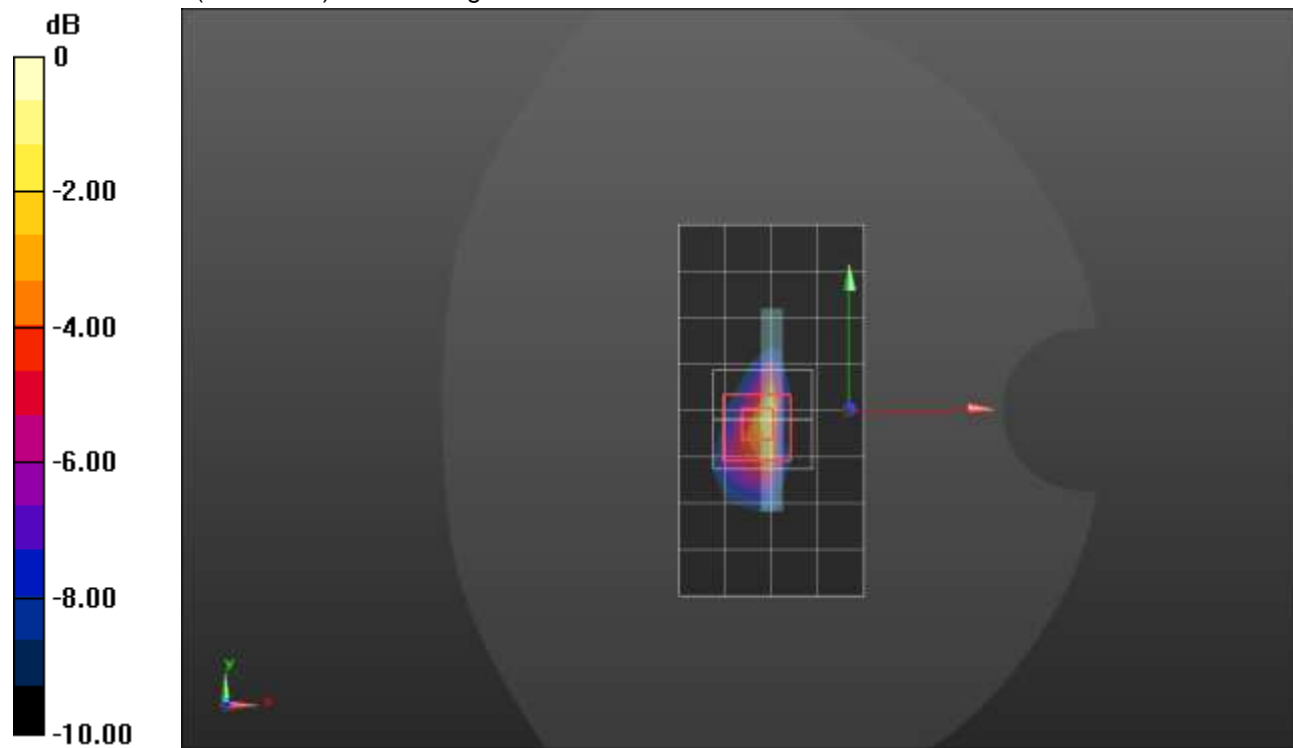
Frequency: 1745 MHz; Duty Cycle: 1:1; Room Ambient Temperature: 24.0°C; Liquid Temperature: 23.0°C  
 Medium parameters used:  $f = 1745 \text{ MHz}$ ;  $\sigma = 1.345 \text{ S/m}$ ;  $\epsilon_r = 40.199$ ;  $\rho = 1000 \text{ kg/m}^3$

DASY5 Configuration:

- Area Scan Setting: Find Secondary Maximum Within: 2.0 dB and with a peak SAR value greater than 0.0012W/kg
- Electronics: DAE4 Sn1359; Calibrated: 1/28/2021
- Probe: EX3DV4 - SN3772; ConvF(7.57, 7.57, 7.57) @ 1745 MHz; Calibrated: 2/25/2021
- Sensor-Surface: 1.4mm (Mechanical Surface Detection)
- Phantom: Twin-SAM V8.0 (20deg probe tilt); Type: QD 000 P41 AA; Serial: 1948

**Edge 1/QPSK RB 100,0 Ch 349000/Area Scan (5x9x1):** Measurement grid: dx=15mm, dy=15mm  
 Maximum value of SAR (measured) = 1.06 W/kg

**Edge 1/QPSK RB 100,0 Ch 349000/Zoom Scan (5x5x7)/Cube 0:** Measurement grid: dx=8mm, dy=8mm, dz=5mm  
 Reference Value = 26.07 V/m; Power Drift = 0.14 dB  
 Peak SAR (extrapolated) = 1.88 W/kg  
**SAR(1 g) = 0.842 W/kg; SAR(10 g) = 0.362 W/kg**  
 Smallest distance from peaks to all points 3 dB below = 6.4 mm  
 Ratio of SAR at M2 to SAR at M1 = 46.9%  
 Maximum value of SAR (measured) = 1.47 W/kg



0 dB = 1.47 W/kg = 1.67 dBW/kg

### n66 ANT 3

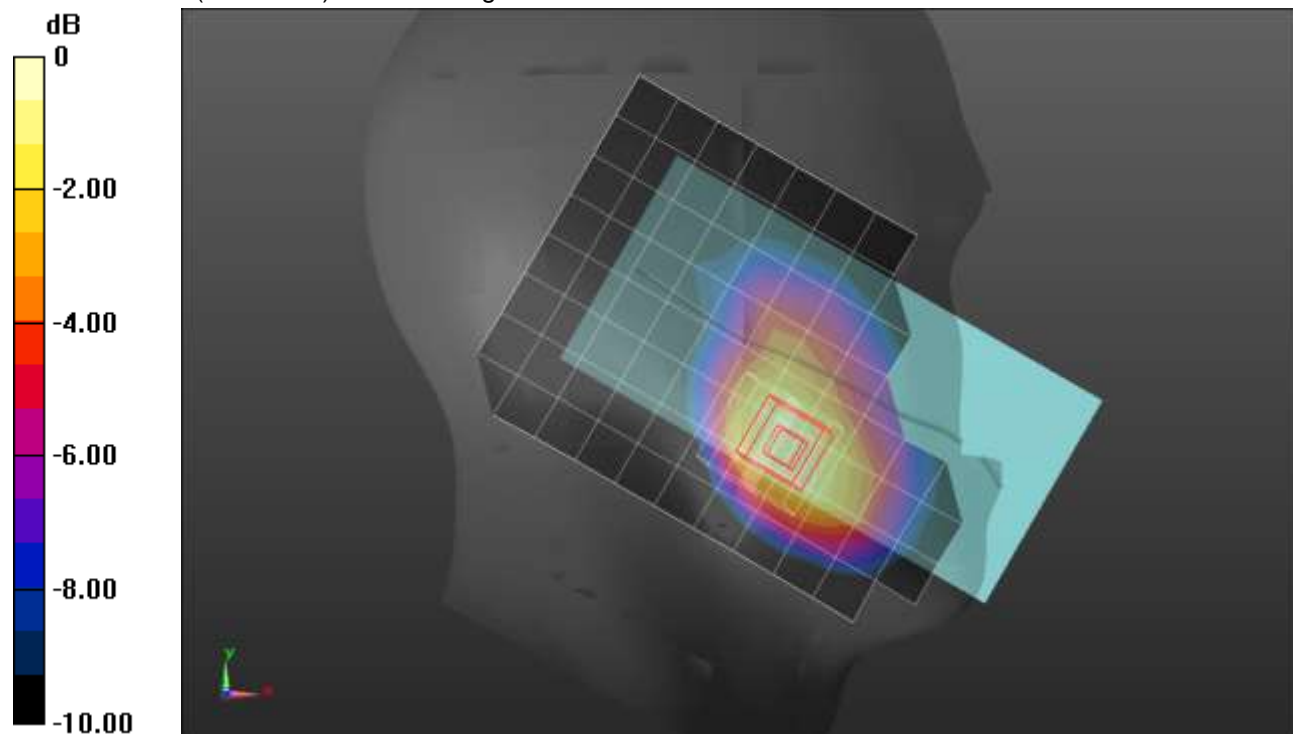
Frequency: 1745 MHz; Duty Cycle: 1:1; Room Ambient Temperature: 24.0°C; Liquid Temperature: 23.0°C  
 Medium parameters used:  $f = 1745 \text{ MHz}$ ;  $\sigma = 1.31 \text{ S/m}$ ;  $\epsilon_r = 38.821$ ;  $\rho = 1000 \text{ kg/m}^3$

DASY5 Configuration:

- Area Scan Setting: Find Secondary Maximum Within: 2.0 dB and with a peak SAR value greater than 0.0012W/kg
- Electronics: DAE4 Sn1359; Calibrated: 1/28/2021
- Probe: EX3DV4 - SN3772; ConvF(7.57, 7.57, 7.57) @ 1745 MHz; Calibrated: 2/25/2021
- Sensor-Surface: 1.4mm (Mechanical Surface Detection)
- Phantom: Twin-SAM V8.0 (20deg probe tilt); Type: QD 000 P41 AA; Serial: 1948

**LHS/Touch\_QPSK RB 1,53 Ch 349000/Area Scan (9x15x1):** Measurement grid:  $dx=15\text{mm}$ ,  $dy=15\text{mm}$   
 Maximum value of SAR (measured) = 0.398 W/kg

**LHS/Touch\_QPSK RB 1,53 Ch 349000/Zoom Scan (5x5x7)/Cube 0:** Measurement grid:  $dx=8\text{mm}$ ,  $dy=8\text{mm}$ ,  $dz=5\text{mm}$   
 Reference Value = 16.66 V/m; Power Drift = 0.00 dB  
 Peak SAR (extrapolated) = 0.551 W/kg  
**SAR(1 g) = 0.352 W/kg; SAR(10 g) = 0.225 W/kg**  
 Smallest distance from peaks to all points 3 dB below = 15.3 mm  
 Ratio of SAR at M2 to SAR at M1 = 63.2%  
 Maximum value of SAR (measured) = 0.479 W/kg



0 dB = 0.479 W/kg = -3.20 dBW/kg

### n66 ANT 3

Frequency: 1745 MHz; Duty Cycle: 1:1; Room Ambient Temperature: 24.0°C; Liquid Temperature: 23.0°C

Medium parameters used:  $f = 1745 \text{ MHz}$ ;  $\sigma = 1.31 \text{ S/m}$ ;  $\epsilon_r = 38.821$ ;  $\rho = 1000 \text{ kg/m}^3$

DASY5 Configuration:

- Area Scan Setting: Find Secondary Maximum Within: 2.0 dB and with a peak SAR value greater than 0.0012W/kg
- Electronics: DAE4 Sn1359; Calibrated: 1/28/2021
- Probe: EX3DV4 - SN3772; ConvF(7.57, 7.57, 7.57) @ 1745 MHz; Calibrated: 2/25/2021
- Sensor-Surface: 1.4mm (Mechanical Surface Detection)
- Phantom: Twin-SAM V8.0 (20deg probe tilt); Type: QD 000 P41 AA; Serial: 1948

**Rear/QPSK RB 50,28 Ch 349000/Area Scan (9x15x1):** Measurement grid: dx=15mm, dy=15mm

Maximum value of SAR (measured) = 0.764 W/kg

**Rear/QPSK RB 50,28 Ch 349000/Zoom Scan (5x6x7)/Cube 0:** Measurement grid: dx=8mm, dy=8mm, dz=5mm

Reference Value = 22.23 V/m; Power Drift = 0.01 dB

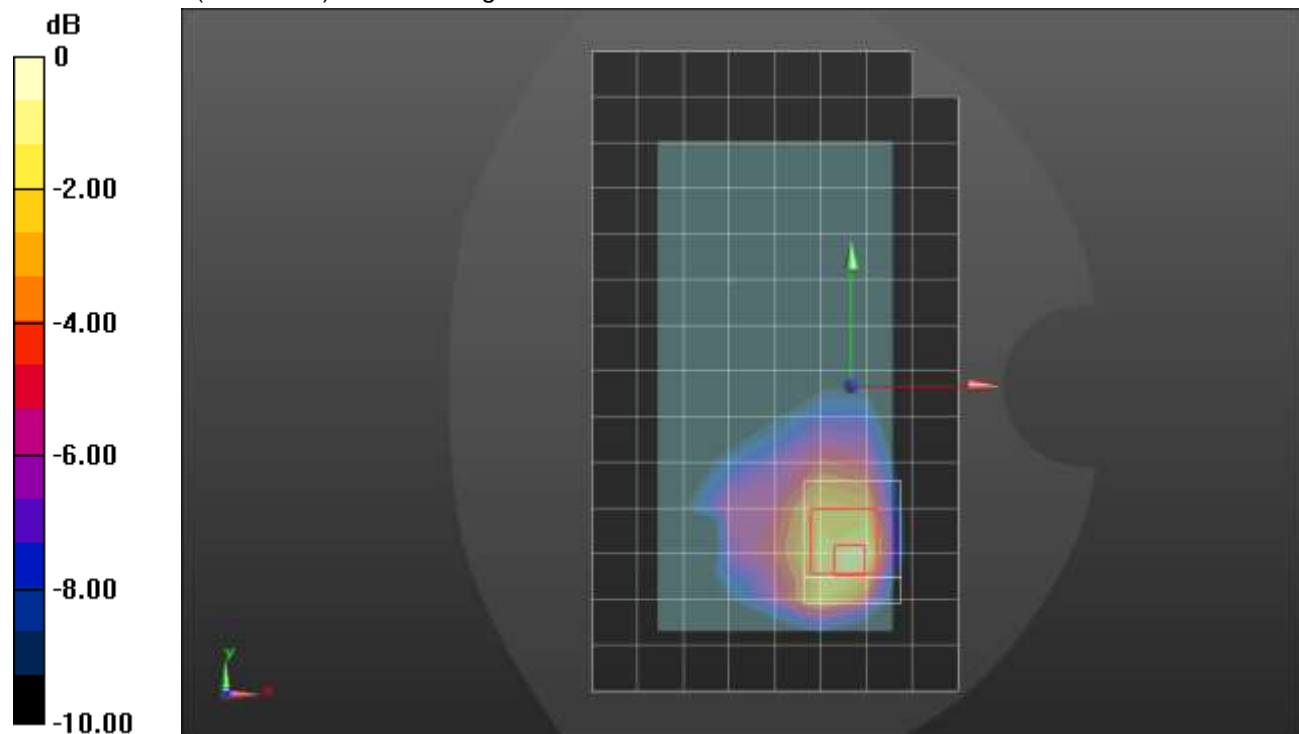
Peak SAR (extrapolated) = 1.26 W/kg

**SAR(1 g) = 0.544 W/kg; SAR(10 g) = 0.294 W/kg**

Smallest distance from peaks to all points 3 dB below = 8 mm

Ratio of SAR at M2 to SAR at M1 = 41.6%

Maximum value of SAR (measured) = 0.906 W/kg



0 dB = 0.906 W/kg = -0.43 dBW/kg

### n66 ANT 3

Frequency: 1770 MHz; Duty Cycle: 1:1; Room Ambient Temperature: 24.0°C; Liquid Temperature: 23.0°C

Medium parameters used:  $f = 1770$  MHz;  $\sigma = 1.335$  S/m;  $\epsilon_r = 38.792$ ;  $\rho = 1000$  kg/m<sup>3</sup>

DASY5 Configuration:

- Area Scan Setting: Find Secondary Maximum Within: 2.0 dB and with a peak SAR value greater than 0.0012W/kg
- Electronics: DAE4 Sn1359; Calibrated: 1/28/2021
- Probe: EX3DV4 - SN3772; ConvF(7.57, 7.57, 7.57) @ 1770 MHz; Calibrated: 2/25/2021
- Sensor-Surface: 1.4mm (Mechanical Surface Detection)
- Phantom: Twin-SAM V8.0 (20deg probe tilt); Type: QD 000 P41 AA; Serial: 1948

**Edge 4/QPSK RB 50,28 Ch 354000/Area Scan (6x15x1):** Measurement grid: dx=15mm, dy=15mm  
 Maximum value of SAR (measured) = 1.13 W/kg

**Edge 4/QPSK RB 50,28 Ch 354000/Zoom Scan (5x6x7)/Cube 0:** Measurement grid: dx=8mm, dy=8mm, dz=5mm

Reference Value = 27.02 V/m; Power Drift = -0.03 dB

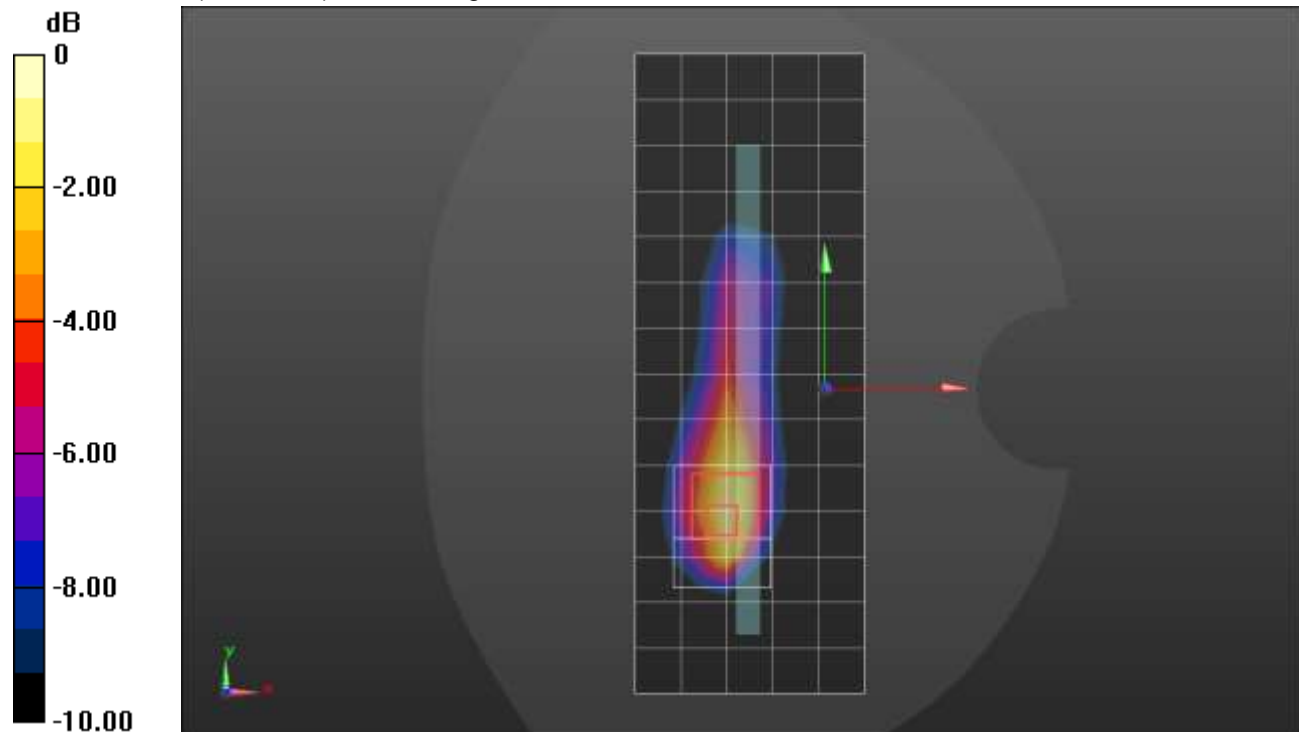
Peak SAR (extrapolated) = 1.54 W/kg

**SAR(1 g) = 0.745 W/kg; SAR(10 g) = 0.386 W/kg**

Smallest distance from peaks to all points 3 dB below = 8.6 mm

Ratio of SAR at M2 to SAR at M1 = 47%

Maximum value of SAR (measured) = 1.20 W/kg



0 dB = 1.20 W/kg = 0.79 dBW/kg

### n66 ANT 4

Frequency: 1770 MHz; Duty Cycle: 1:1; Room Ambient Temperature: 24.0°C; Liquid Temperature: 23.0°C

Medium parameters used:  $f = 1770$  MHz;  $\sigma = 1.335$  S/m;  $\epsilon_r = 38.792$ ;  $\rho = 1000$  kg/m<sup>3</sup>

DASY5 Configuration:

- Area Scan Setting: Find Secondary Maximum Within: 2.0 dB and with a peak SAR value greater than 0.0012W/kg
- Electronics: DAE4 Sn1359; Calibrated: 1/28/2021
- Probe: EX3DV4 - SN3772; ConvF(7.57, 7.57, 7.57) @ 1770 MHz; Calibrated: 2/25/2021
- Sensor-Surface: 1.4mm (Mechanical Surface Detection)
- Phantom: Twin-SAM V8.0 (20deg probe tilt); Type: QD 000 P41 AA; Serial: 1948

**LHS/Touch\_QPSK RB 50,28 Ch 354000/Area Scan (9x16x1):** Measurement grid: dx=15mm, dy=15mm

Maximum value of SAR (measured) = 1.40 W/kg

**LHS/Touch\_QPSK RB 50,28 Ch 354000/Zoom Scan (5x5x7)/Cube 0:** Measurement grid: dx=8mm, dy=8mm, dz=5mm

Reference Value = 27.98 V/m; Power Drift = 0.06 dB


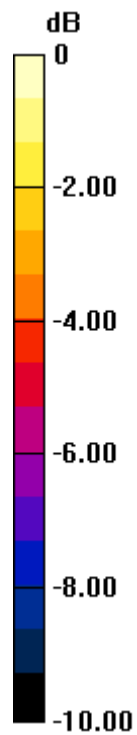
Peak SAR (extrapolated) = 1.63 W/kg

**SAR(1 g) = 0.757 W/kg; SAR(10 g) = 0.385 W/kg**

Smallest distance from peaks to all points 3 dB below = 6.6 mm

Ratio of SAR at M2 to SAR at M1 = 37.9%

Maximum value of SAR (measured) = 1.17 W/kg



0 dB = 1.17 W/kg = 0.68 dBW/kg



### n66 ANT 4

Frequency: 1745 MHz; Duty Cycle: 1:1; Room Ambient Temperature: 24.0°C; Liquid Temperature: 23.0°C  
 Medium parameters used:  $f = 1745 \text{ MHz}$ ;  $\sigma = 1.345 \text{ S/m}$ ;  $\epsilon_r = 40.199$ ;  $\rho = 1000 \text{ kg/m}^3$

DASY5 Configuration:

- Area Scan Setting: Find Secondary Maximum Within: 2.0 dB and with a peak SAR value greater than 0.0012W/kg
- Electronics: DAE4 Sn1359; Calibrated: 1/28/2021
- Probe: EX3DV4 - SN3772; ConvF(7.57, 7.57, 7.57) @ 1745 MHz; Calibrated: 2/25/2021
- Sensor-Surface: 1.4mm (Mechanical Surface Detection)
- Phantom: Twin-SAM V8.0 (20deg probe tilt); Type: QD 000 P41 AA; Serial: 1948

**Rear/QPSK RB 50,28 Ch 349000/Area Scan (9x16x1):** Measurement grid: dx=15mm, dy=15mm  
 Maximum value of SAR (measured) = 0.581 W/kg

**Rear/QPSK RB 50,28 Ch 349000/Zoom Scan (5x6x7)/Cube 0:** Measurement grid: dx=8mm, dy=8mm, dz=5mm

Reference Value = 19.05 V/m; Power Drift = 0.09 dB

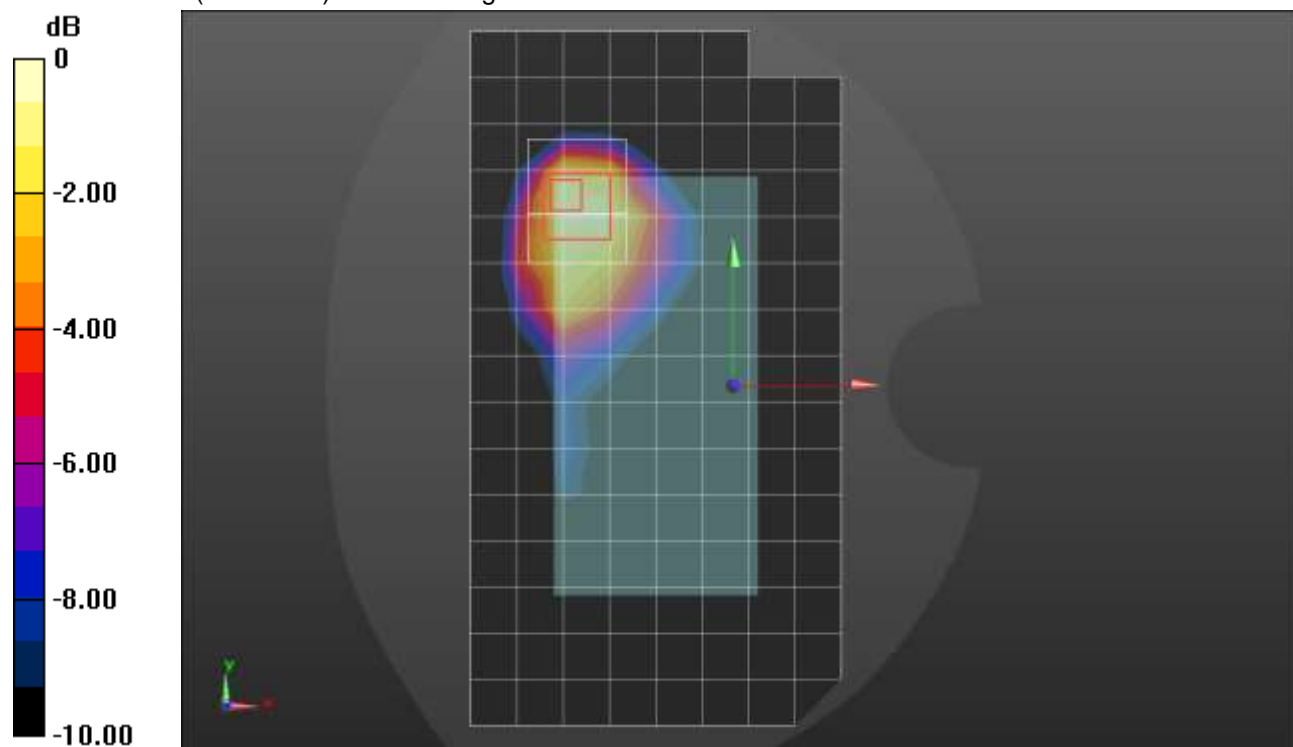
Peak SAR (extrapolated) = 0.866 W/kg

**SAR(1 g) = 0.401 W/kg; SAR(10 g) = 0.224 W/kg**

Smallest distance from peaks to all points 3 dB below = 8.6 mm

Ratio of SAR at M2 to SAR at M1 = 48.6%

Maximum value of SAR (measured) = 0.663 W/kg



0 dB = 0.663 W/kg = -1.78 dBW/kg

### n66 ANT 4

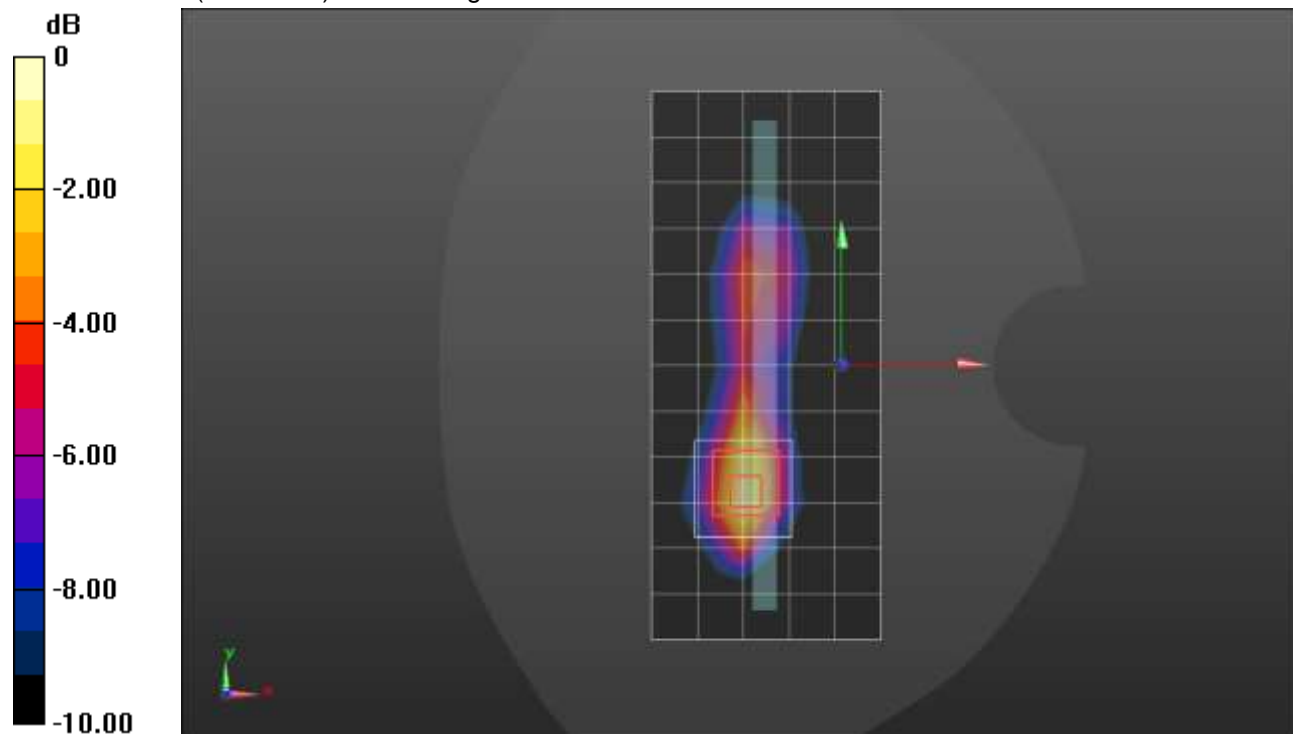
Frequency: 1770 MHz; Duty Cycle: 1:1; Room Ambient Temperature: 24.0°C; Liquid Temperature: 23.0°C  
 Medium parameters used:  $f = 1770 \text{ MHz}$ ;  $\sigma = 1.335 \text{ S/m}$ ;  $\epsilon_r = 38.792$ ;  $\rho = 1000 \text{ kg/m}^3$

DASY5 Configuration:

- Area Scan Setting: Find Secondary Maximum Within: 2.0 dB and with a peak SAR value greater than 0.0012W/kg
- Electronics: DAE4 Sn1359; Calibrated: 1/28/2021
- Probe: EX3DV4 - SN3772; ConvF(7.57, 7.57, 7.57) @ 1770 MHz; Calibrated: 2/25/2021
- Sensor-Surface: 1.4mm (Mechanical Surface Detection)
- Phantom: Twin-SAM V8.0 (20deg probe tilt); Type: QD 000 P41 AA; Serial: 1948

**Edge 4/QPSK RB 50,28 Ch 354000/Area Scan (6x13x1):** Measurement grid: dx=15mm, dy=15mm  
 Maximum value of SAR (measured) = 1.25 W/kg

**Edge 4/QPSK RB 50,28 Ch 354000/Zoom Scan (5x5x7)/Cube 0:** Measurement grid: dx=8mm, dy=8mm, dz=5mm  
 Reference Value = 28.39 V/m; Power Drift = -0.02 dB  
 Peak SAR (extrapolated) = 1.54 W/kg  
**SAR(1 g) = 0.790 W/kg; SAR(10 g) = 0.398 W/kg**  
 Smallest distance from peaks to all points 3 dB below = 8.2 mm  
 Ratio of SAR at M2 to SAR at M1 = 54.9%  
 Maximum value of SAR (measured) = 1.23 W/kg



0 dB = 1.23 W/kg = 0.90 dBW/kg

### n66 ANT 1

Frequency: 1745 MHz; Duty Cycle: 1:1; Room Ambient Temperature: 24.0°C; Liquid Temperature: 23.0°C

Medium parameters used:  $f = 1745 \text{ MHz}$ ;  $\sigma = 1.351 \text{ S/m}$ ;  $\epsilon_r = 39.219$ ;  $\rho = 1000 \text{ kg/m}^3$

DASY5 Configuration:

- Area Scan Setting: Find Secondary Maximum Within: 2.0 dB and with a peak SAR value greater than 0.0012W/kg
- Electronics: DAE4 Sn1357; Calibrated: 1/28/2021
- Probe: EX3DV4 - SN3773; ConvF(8.05, 8.05, 8.05) @ 1745 MHz; Calibrated: 2/25/2021
- Sensor-Surface: 1.4mm (Mechanical Surface Detection (Locations From Previous Scan Used)), Sensor-Surface: 1.4mm (Mechanical Surface Detection)
- Phantom: Twin-SAM V5.0 (30deg probe tilt); Type: QD 000 P40 CD; Serial: 1629

**RHS/Touch\_QPSK RB 1,107 Ch 349000/Area Scan (9x14x1):** Measurement grid: dx=15mm, dy=15mm

Maximum value of SAR (measured) = 0.216 W/kg

**RHS/Touch\_QPSK RB 1,107 Ch 349000/Zoom Scan (5x6x7)/Cube 0:** Measurement grid: dx=8mm, dy=8mm, dz=5mm

Reference Value = 12.48 V/m; Power Drift = 0.01 dB

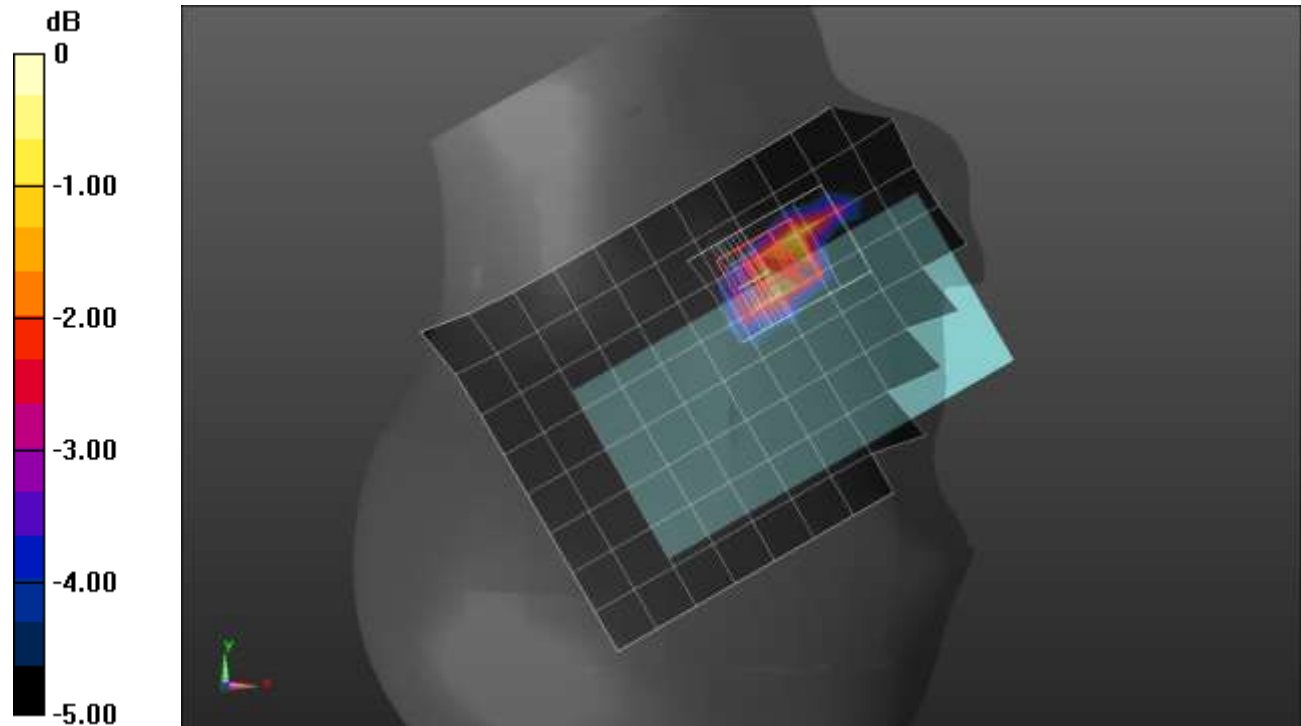
Peak SAR (extrapolated) = 0.296 W/kg

**SAR(1 g) = 0.182 W/kg; SAR(10 g) = 0.110 W/kg**

Smallest distance from peaks to all points 3 dB below = 11.5 mm

Ratio of SAR at M2 to SAR at M1 = 61%

Maximum value of SAR (measured) = 0.258 W/kg



0 dB = 0.258 W/kg = -5.88 dBW/kg

### n66 ANT 1

Frequency: 1745 MHz; Duty Cycle: 1:1; Room Ambient Temperature: 24.0°C; Liquid Temperature: 23.0°C  
 Medium parameters used:  $f = 1745 \text{ MHz}$ ;  $\sigma = 1.351 \text{ S/m}$ ;  $\epsilon_r = 39.219$ ;  $\rho = 1000 \text{ kg/m}^3$

DASY5 Configuration:

- Area Scan Setting: Find Secondary Maximum Within: 2.0 dB and with a peak SAR value greater than 0.0012W/kg
- Electronics: DAE4 Sn1357; Calibrated: 1/28/2021
- Probe: EX3DV4 - SN3773; ConvF(8.05, 8.05, 8.05) @ 1745 MHz; Calibrated: 2/25/2021
- Sensor-Surface: 1.4mm (Mechanical Surface Detection)
- Phantom: Twin-SAM V5.0 (30deg probe tilt); Type: QD 000 P40 CD; Serial: 1629

**Rear/QPSK RB 1,107 Ch 349000/Area Scan (9x13x1):** Measurement grid: dx=15mm, dy=15mm  
 Maximum value of SAR (measured) = 1.27 W/kg

**Rear/QPSK RB 1,107 Ch 349000/Zoom Scan (5x6x7)/Cube 0:** Measurement grid: dx=8mm, dy=8mm, dz=5mm

Reference Value = 28.57 V/m; Power Drift = -0.03 dB

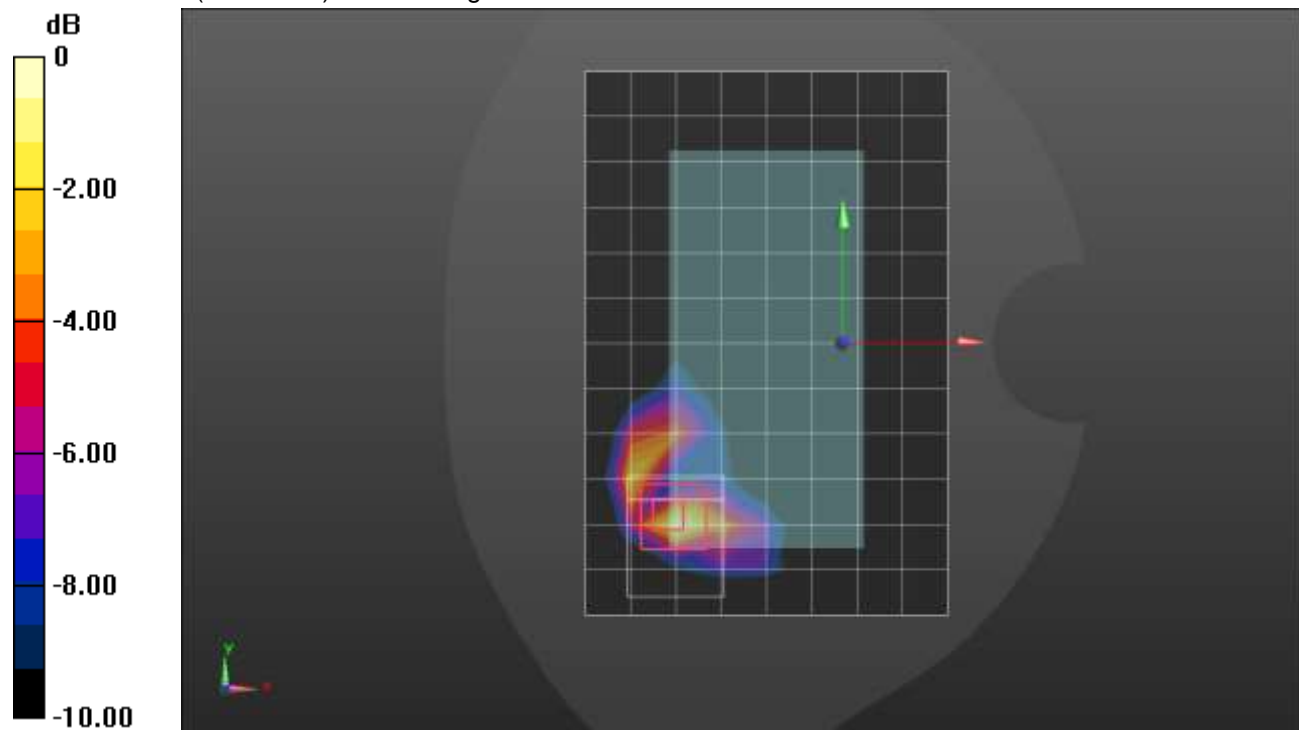
Peak SAR (extrapolated) = 1.74 W/kg

**SAR(1 g) = 0.825 W/kg; SAR(10 g) = 0.384 W/kg**

Smallest distance from peaks to all points 3 dB below = 7.2 mm

Ratio of SAR at M2 to SAR at M1 = 45.8%

Maximum value of SAR (measured) = 1.27 W/kg



0 dB = 1.27 W/kg = 1.04 dBW/kg

## n66 ANT 2

Frequency: 1745 MHz; Duty Cycle: 1:1; Room Ambient Temperature: 24.0°C; Liquid Temperature: 23.0°C  
 Medium parameters used:  $f = 1745 \text{ MHz}$ ;  $\sigma = 1.413 \text{ S/m}$ ;  $\epsilon_r = 41.063$ ;  $\rho = 1000 \text{ kg/m}^3$

DASY5 Configuration:

- Area Scan Setting: Find Secondary Maximum Within: 2.0 dB and with a peak SAR value greater than 0.0012W/kg
- Electronics: DAE4 Sn1357; Calibrated: 1/28/2021
- Probe: EX3DV4 - SN3773; ConvF(8.05, 8.05, 8.05) @ 1745 MHz; Calibrated: 2/25/2021
- Sensor-Surface: 1.4mm (Mechanical Surface Detection)
- Phantom: Twin-SAM V5.0 (30deg probe tilt); Type: QD 000 P40 CD; Serial: 1629

**RHS/Touch\_QPSK RB 108,54 Ch 349000/Area Scan (9x14x1):** Measurement grid: dx=15mm, dy=15mm

Maximum value of SAR (measured) = 0.928 W/kg

**RHS/Touch\_QPSK RB 108,54 Ch 349000/Zoom Scan (6x6x7)/Cube 0:** Measurement grid:

dx=8mm, dy=8mm, dz=5mm

Reference Value = 22.94 V/m; Power Drift = -0.01 dB

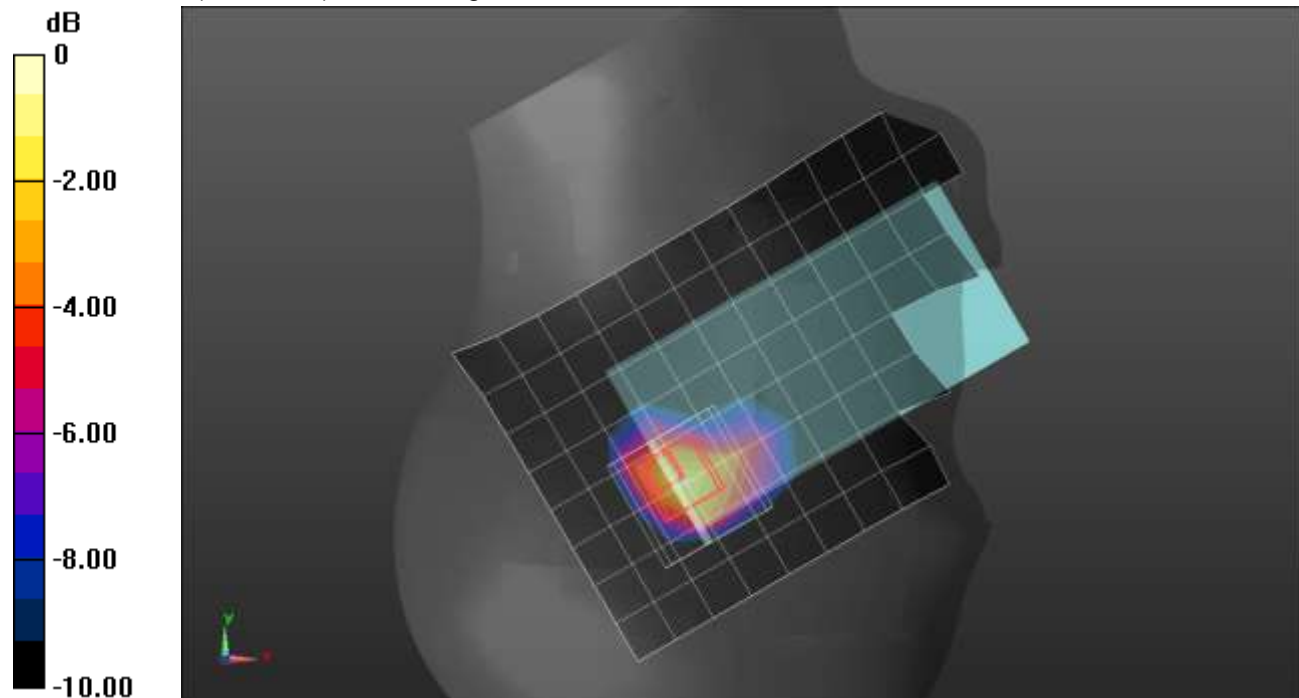
Peak SAR (extrapolated) = 1.45 W/kg

**SAR(1 g) = 0.670 W/kg; SAR(10 g) = 0.339 W/kg**

Smallest distance from peaks to all points 3 dB below = 6.8 mm

Ratio of SAR at M2 to SAR at M1 = 44.7%

Maximum value of SAR (measured) = 1.15 W/kg



0 dB = 1.15 W/kg = 0.61 dBW/kg

## n66 ANT 2

Frequency: 1745 MHz; Duty Cycle: 1:1; Room Ambient Temperature: 24.0°C; Liquid Temperature: 23.0°C

Medium parameters used:  $f = 1745 \text{ MHz}$ ;  $\sigma = 1.351 \text{ S/m}$ ;  $\epsilon_r = 39.219$ ;  $\rho = 1000 \text{ kg/m}^3$

DASY5 Configuration:

- Area Scan Setting: Find Secondary Maximum Within: 2.0 dB and with a peak SAR value greater than 0.0012W/kg
- Electronics: DAE4 Sn1357; Calibrated: 1/28/2021
- Probe: EX3DV4 - SN3773; ConvF(8.05, 8.05, 8.05) @ 1745 MHz; Calibrated: 2/25/2021
- Sensor-Surface: 1.4mm (Mechanical Surface Detection)
- Phantom: Twin-SAM V5.0 (30deg probe tilt); Type: QD 000 P40 CD; Serial: 1629

**Rear/QPSK RB 1,107 Ch 349000/Area Scan (9x14x1):** Measurement grid: dx=15mm, dy=15mm

Maximum value of SAR (measured) = 0.987 W/kg

**Rear/QPSK RB 1,107 Ch 349000/Zoom Scan (6x6x7)/Cube 0:** Measurement grid: dx=8mm, dy=8mm, dz=5mm

Reference Value = 24.37 V/m; Power Drift = 0.18 dB

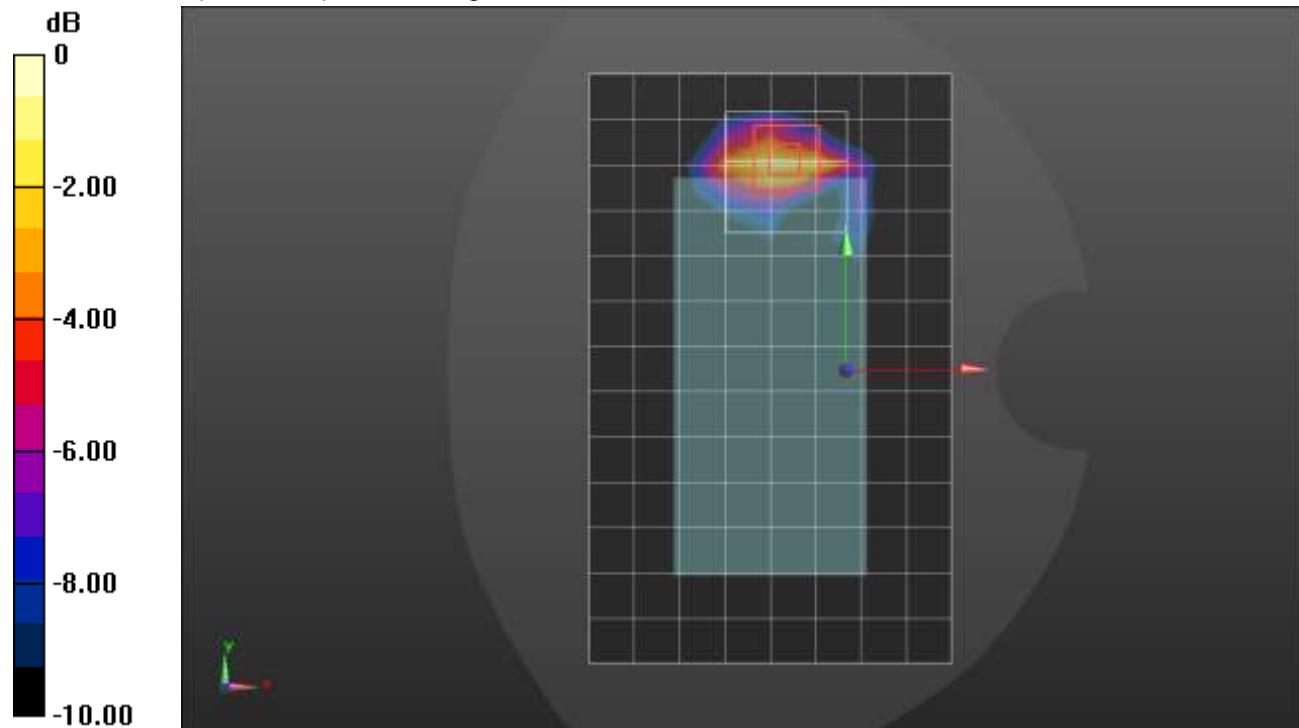
Peak SAR (extrapolated) = 1.38 W/kg

**SAR(1 g) = 0.658 W/kg; SAR(10 g) = 0.307 W/kg**

Smallest distance from peaks to all points 3 dB below = 5.8 mm

Ratio of SAR at M2 to SAR at M1 = 46.9%

Maximum value of SAR (measured) = 1.10 W/kg



0 dB = 1.10 W/kg = 0.41 dBW/kg

## n66 ANT 2

Frequency: 1745 MHz; Duty Cycle: 1:1; Room Ambient Temperature: 24.0°C; Liquid Temperature: 23.0°C

Medium parameters used:  $f = 1745 \text{ MHz}$ ;  $\sigma = 1.413 \text{ S/m}$ ;  $\epsilon_r = 41.063$ ;  $\rho = 1000 \text{ kg/m}^3$

DASY5 Configuration:

- Area Scan Setting: Find Secondary Maximum Within: 2.0 dB and with a peak SAR value greater than 0.0012W/kg
- Electronics: DAE4 Sn1357; Calibrated: 1/28/2021
- Probe: EX3DV4 - SN3773; ConvF(8.05, 8.05, 8.05) @ 1745 MHz; Calibrated: 2/25/2021
- Sensor-Surface: 1.4mm (Mechanical Surface Detection)
- Phantom: Twin-SAM V5.0 (30deg probe tilt); Type: QD 000 P40 CD; Serial: 1629

**Edge 1/QPSK RB 216,0 Ch 349000/Area Scan (5x9x1):** Measurement grid: dx=15mm, dy=15mm  
 Maximum value of SAR (measured) = 0.460 W/kg

**Edge 1/QPSK RB 216,0 Ch 349000/Zoom Scan (5x5x7)/Cube 0:** Measurement grid: dx=8mm, dy=8mm, dz=5mm

Reference Value = 17.36 V/m; Power Drift = -0.16 dB

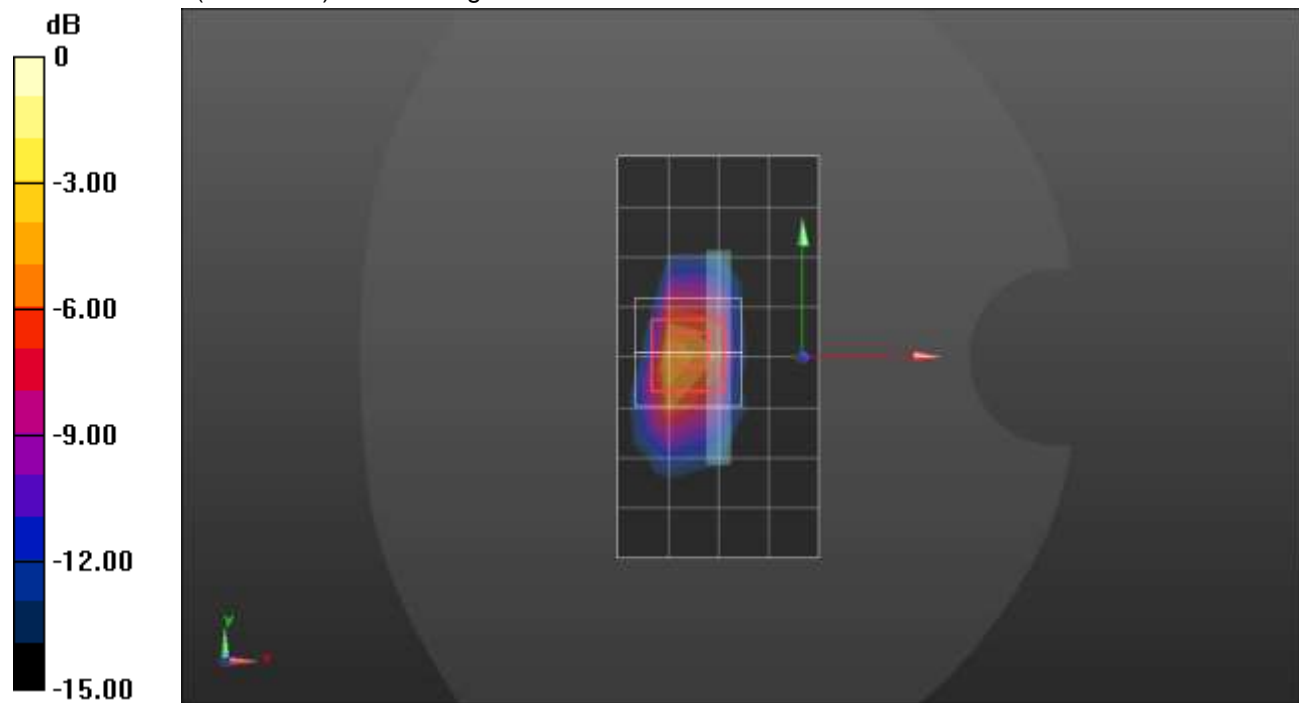
Peak SAR (extrapolated) = 1.38 W/kg

**SAR(1 g) = 0.629 W/kg; SAR(10 g) = 0.266 W/kg**

Smallest distance from peaks to all points 3 dB below = 6.4 mm

Ratio of SAR at M2 to SAR at M1 = 46.3%

Maximum value of SAR (measured) = 1.13 W/kg



0 dB = 1.13 W/kg = 0.53 dBW/kg



### n66 ANT 3

Frequency: 1745 MHz; Duty Cycle: 1:1; Room Ambient Temperature: 24.0°C; Liquid Temperature: 23.0°C

Medium parameters used:  $f = 1745 \text{ MHz}$ ;  $\sigma = 1.351 \text{ S/m}$ ;  $\epsilon_r = 39.219$ ;  $\rho = 1000 \text{ kg/m}^3$

DASY5 Configuration:

- Area Scan Setting: Find Secondary Maximum Within: 2.0 dB and with a peak SAR value greater than 0.0012W/kg
- Electronics: DAE4 Sn1357; Calibrated: 1/28/2021
- Probe: EX3DV4 - SN3773; ConvF(8.05, 8.05, 8.05) @ 1745 MHz; Calibrated: 2/25/2021
- Sensor-Surface: 1.4mm (Mechanical Surface Detection)
- Phantom: Twin-SAM V5.0 (30deg probe tilt); Type: QD 000 P40 CD; Serial: 1629

**LHS/Touch\_QPSK RB 1,107 Ch 349000/Area Scan (9x14x1):** Measurement grid: dx=15mm, dy=15mm

Maximum value of SAR (measured) = 0.210 W/kg

**LHS/Touch\_QPSK RB 1,107 Ch 349000/Zoom Scan (5x5x7)/Cube 0:** Measurement grid: dx=8mm, dy=8mm, dz=5mm

Reference Value = 11.58 V/m; Power Drift = -0.12 dB

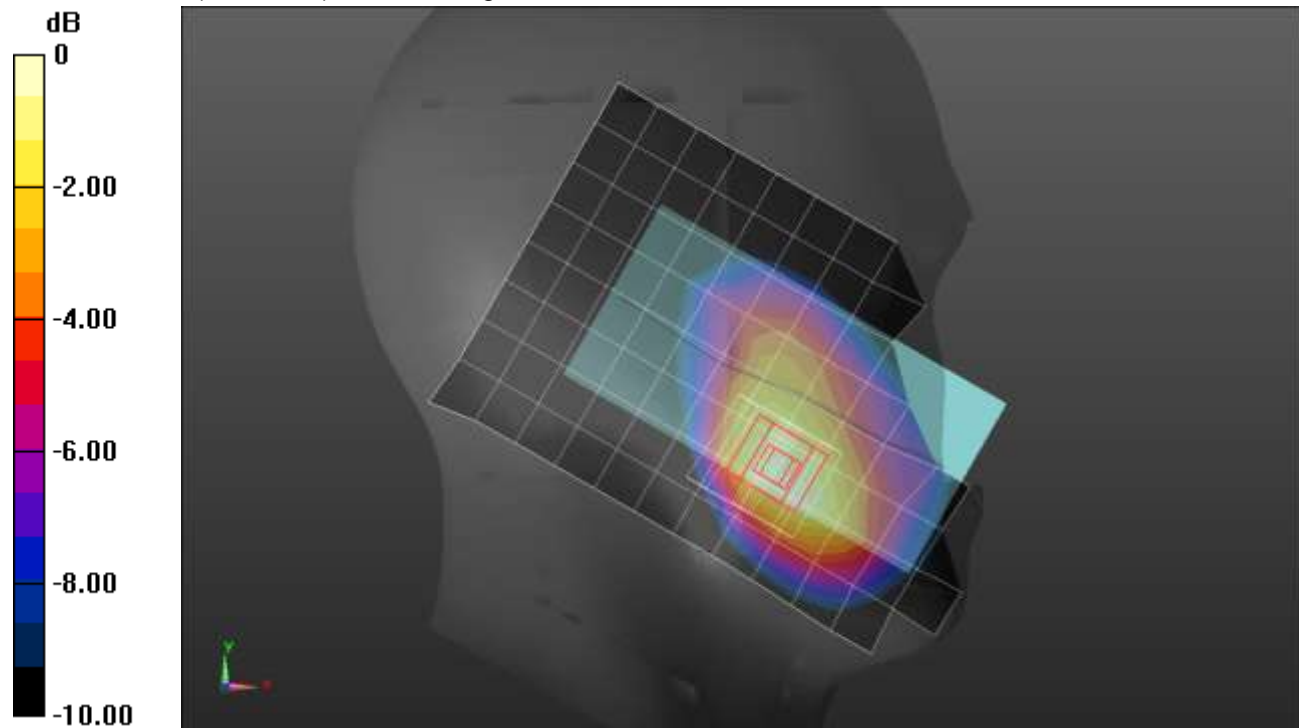
Peak SAR (extrapolated) = 0.247 W/kg

**SAR(1 g) = 0.158 W/kg; SAR(10 g) = 0.102 W/kg**

Smallest distance from peaks to all points 3 dB below = 15.5 mm

Ratio of SAR at M2 to SAR at M1 = 64.2%

Maximum value of SAR (measured) = 0.216 W/kg



0 dB = 0.216 W/kg = -6.66 dBW/kg

### n66 ANT 3

Frequency: 1745 MHz; Duty Cycle: 1:1; Room Ambient Temperature: 24.0°C; Liquid Temperature: 23.0°C  
 Medium parameters used:  $f = 1745 \text{ MHz}$ ;  $\sigma = 1.413 \text{ S/m}$ ;  $\epsilon_r = 41.063$ ;  $\rho = 1000 \text{ kg/m}^3$

DASY5 Configuration:

- Area Scan Setting: Find Secondary Maximum Within: 2.0 dB and with a peak SAR value greater than 0.0012W/kg
- Electronics: DAE4 Sn1357; Calibrated: 1/28/2021
- Probe: EX3DV4 - SN3773; ConvF(8.05, 8.05, 8.05) @ 1745 MHz; Calibrated: 2/25/2021
- Sensor-Surface: 1.4mm (Mechanical Surface Detection)
- Phantom: Twin-SAM V5.0 (30deg probe tilt); Type: QD 000 P40 CD; Serial: 1629

**Rear/QPSK RB 108,54 Ch 349000/Area Scan (8x13x1):** Measurement grid: dx=15mm, dy=15mm  
 Maximum value of SAR (measured) = 0.932 W/kg

**Rear/QPSK RB 108,54 Ch 349000/Zoom Scan (5x5x7)/Cube 0:** Measurement grid: dx=8mm, dy=8mm, dz=5mm

Reference Value = 23.15 V/m; Power Drift = 0.19 dB

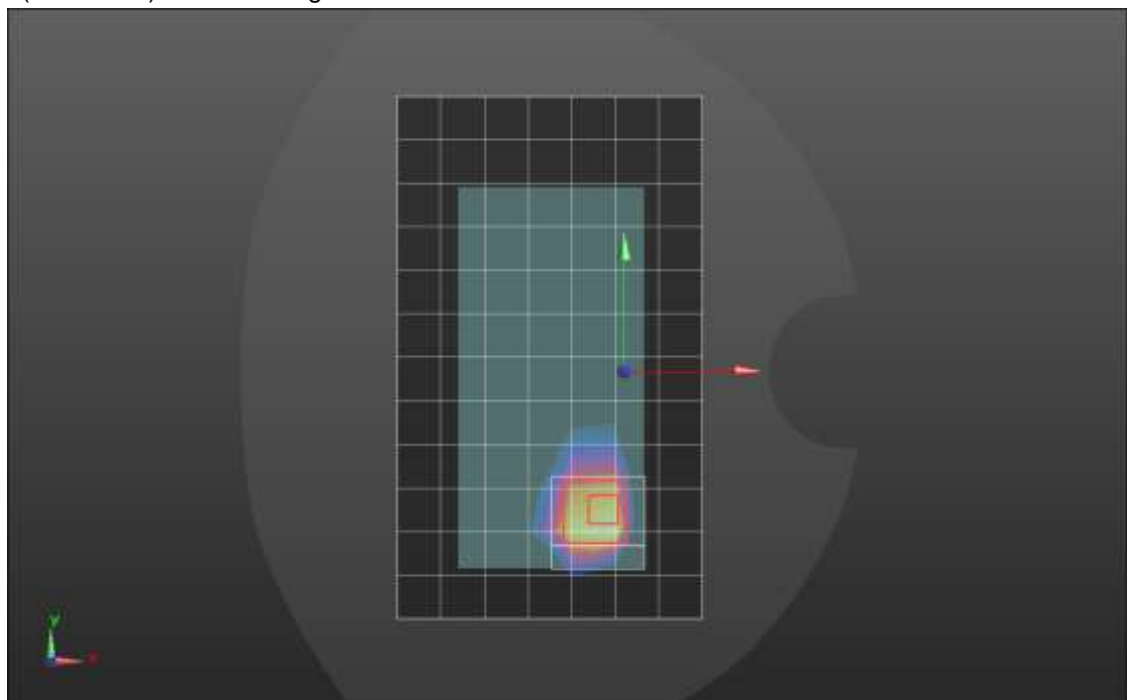
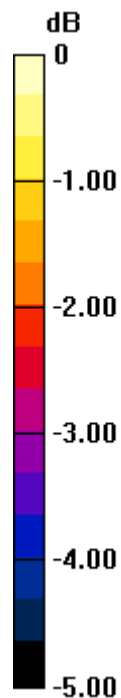
Peak SAR (extrapolated) = 1.33 W/kg

**SAR(1 g) = 0.569 W/kg; SAR(10 g) = 0.317 W/kg**

Smallest distance from peaks to all points 3 dB below = 9.1 mm

Ratio of SAR at M2 to SAR at M1 = 40.7%

Maximum value of SAR (measured) = 0.966 W/kg



0 dB = 0.966 W/kg = -0.15 dBW/kg

### n66 ANT 3

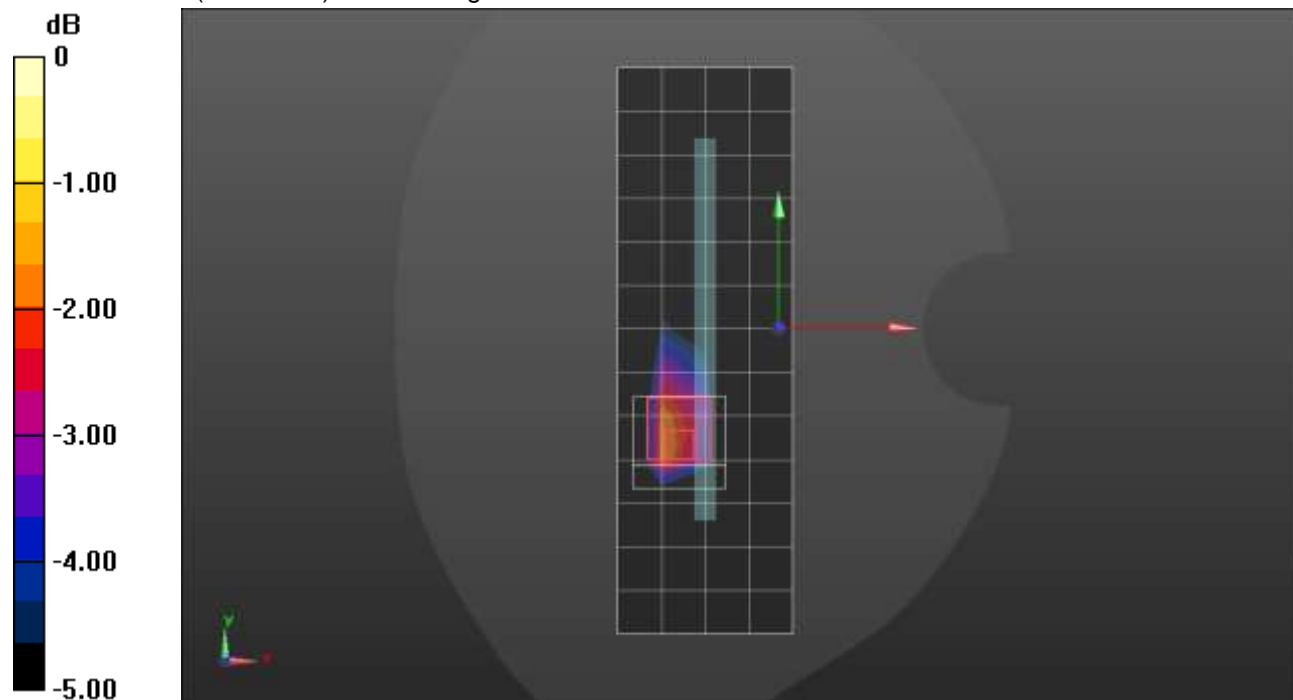
Frequency: 1745 MHz; Duty Cycle: 1:1; Room Ambient Temperature: 24.0°C; Liquid Temperature: 23.0°C  
 Medium parameters used:  $f = 1745 \text{ MHz}$ ;  $\sigma = 1.413 \text{ S/m}$ ;  $\epsilon_r = 41.063$ ;  $\rho = 1000 \text{ kg/m}^3$

DASY5 Configuration:

- Area Scan Setting: Find Secondary Maximum Within: 2.0 dB and with a peak SAR value greater than 0.0012W/kg
- Electronics: DAE4 Sn1357; Calibrated: 1/28/2021
- Probe: EX3DV4 - SN3773; ConvF(8.05, 8.05, 8.05) @ 1745 MHz; Calibrated: 2/25/2021
- Sensor-Surface: 1.4mm (Mechanical Surface Detection)
- Phantom: Twin-SAM V5.0 (30deg probe tilt); Type: QD 000 P40 CD; Serial: 1629

**Edge 4/QPSK RB 108,54 Ch 349000/Area Scan (5x14x1):** Measurement grid: dx=15mm, dy=15mm  
 Maximum value of SAR (measured) = 0.730 W/kg

**Edge 4/QPSK RB 108,54 Ch 349000/Zoom Scan (5x5x7)/Cube 0:** Measurement grid: dx=8mm, dy=8mm, dz=5mm  
 Reference Value = 21.21 V/m; Power Drift = 0.16 dB  
 Peak SAR (extrapolated) = 1.31 W/kg  
**SAR(1 g) = 0.647 W/kg; SAR(10 g) = 0.337 W/kg**  
 Smallest distance from peaks to all points 3 dB below = 8 mm  
 Ratio of SAR at M2 to SAR at M1 = 47.3%  
 Maximum value of SAR (measured) = 1.02 W/kg



0 dB = 1.02 W/kg = 0.09 dBW/kg

### n66 ANT 4

Frequency: 1745 MHz; Duty Cycle: 1:1; Room Ambient Temperature: 24.0°C; Liquid Temperature: 23.0°C  
 Medium parameters used:  $f = 1745 \text{ MHz}$ ;  $\sigma = 1.351 \text{ S/m}$ ;  $\epsilon_r = 39.219$ ;  $\rho = 1000 \text{ kg/m}^3$

DASY5 Configuration:

- Area Scan Setting: Find Secondary Maximum Within: 2.0 dB and with a peak SAR value greater than 0.0012W/kg
- Electronics: DAE4 Sn1357; Calibrated: 1/28/2021
- Probe: EX3DV4 - SN3773; ConvF(8.05, 8.05, 8.05) @ 1745 MHz; Calibrated: 2/25/2021
- Sensor-Surface: 1.4mm (Mechanical Surface Detection)
- Phantom: Twin-SAM V5.0 (30deg probe tilt); Type: QD 000 P40 CD; Serial: 1629

**LHS/Touch\_QPSK RB 108,54 Ch 349000/Area Scan (9x14x1):** Measurement grid: dx=15mm, dy=15mm

Maximum value of SAR (measured) = 1.20 W/kg

**LHS/Touch\_QPSK RB 108,54 Ch 349000/Zoom Scan (6x6x7)/Cube 0:** Measurement grid: dx=8mm, dy=8mm, dz=5mm

Reference Value = 23.62 V/m; Power Drift = -0.18 dB

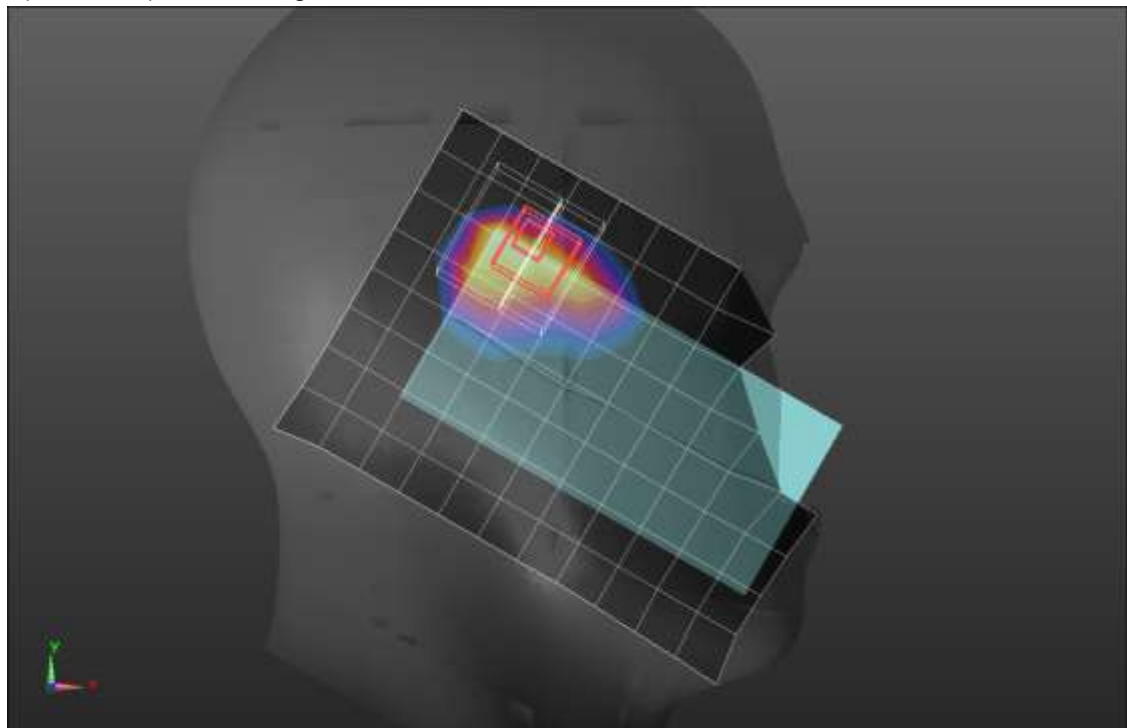
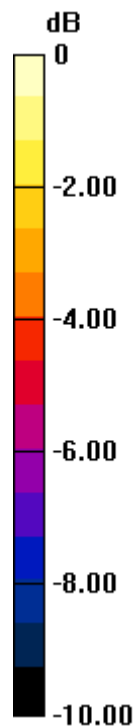
Peak SAR (extrapolated) = 1.66 W/kg

**SAR(1 g) = 0.706 W/kg; SAR(10 g) = 0.357 W/kg**

Smallest distance from peaks to all points 3 dB below = 6.7 mm

Ratio of SAR at M2 to SAR at M1 = 46%

Maximum value of SAR (measured) = 1.23 W/kg



0 dB = 1.23 W/kg = 0.90 dBW/kg

### n66 ANT 4

Frequency: 1745 MHz; Duty Cycle: 1:1; Room Ambient Temperature: 24.0°C; Liquid Temperature: 23.0°C  
 Medium parameters used:  $f = 1745 \text{ MHz}$ ;  $\sigma = 1.413 \text{ S/m}$ ;  $\epsilon_r = 41.063$ ;  $\rho = 1000 \text{ kg/m}^3$

DASY5 Configuration:

- Area Scan Setting: Find Secondary Maximum Within: 2.0 dB and with a peak SAR value greater than 0.0012W/kg
- Electronics: DAE4 Sn1357; Calibrated: 1/28/2021
- Probe: EX3DV4 - SN3773; ConvF(8.05, 8.05, 8.05) @ 1745 MHz; Calibrated: 2/25/2021
- Sensor-Surface: 1.4mm (Mechanical Surface Detection)
- Phantom: Twin-SAM V5.0 (30deg probe tilt); Type: QD 000 P40 CD; Serial: 1629

**Rear/QPSK RB 108,54 Ch 349000/Area Scan (9x14x1):** Measurement grid: dx=15mm, dy=15mm  
 Maximum value of SAR (measured) = 0.554 W/kg

**Rear/QPSK RB 108,54 Ch 349000/Zoom Scan (6x6x7)/Cube 0:** Measurement grid: dx=8mm, dy=8mm, dz=5mm

Reference Value = 17.53 V/m; Power Drift = 0.12 dB

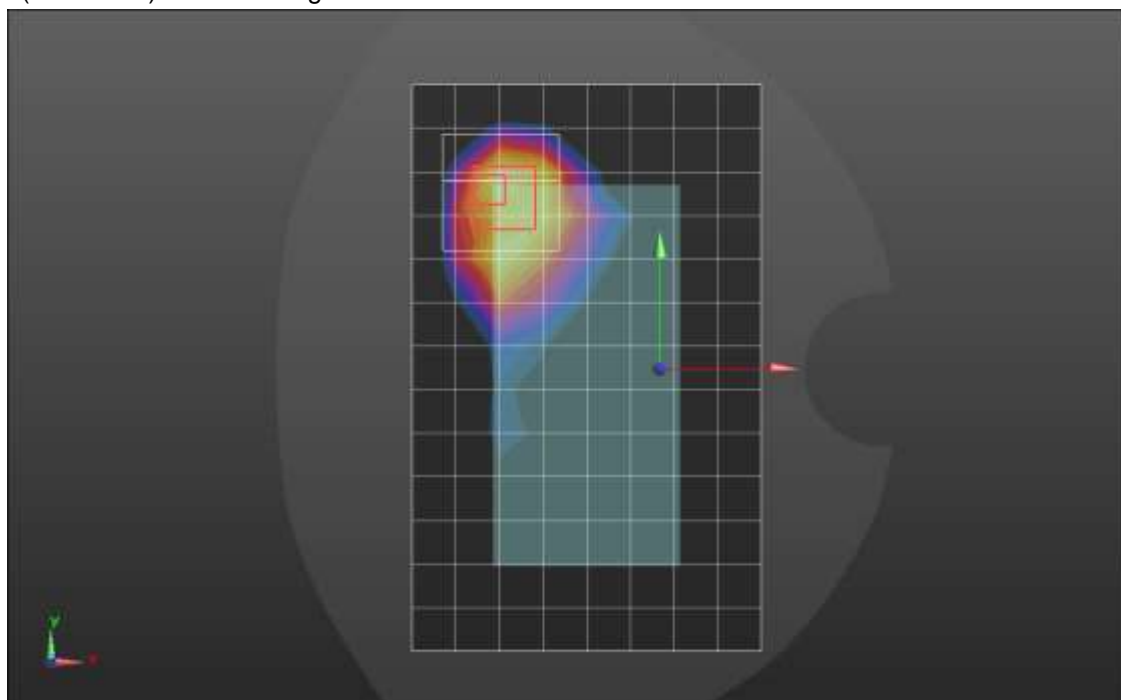
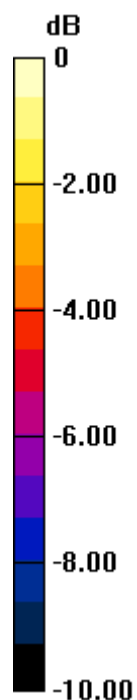
Peak SAR (extrapolated) = 0.753 W/kg

**SAR(1 g) = 0.338 W/kg; SAR(10 g) = 0.184 W/kg**

Smallest distance from peaks to all points 3 dB below = 8.6 mm

Ratio of SAR at M2 to SAR at M1 = 44.4%

Maximum value of SAR (measured) = 0.585 W/kg



0 dB = 0.585 W/kg = -2.33 dBW/kg

### n66 ANT 4

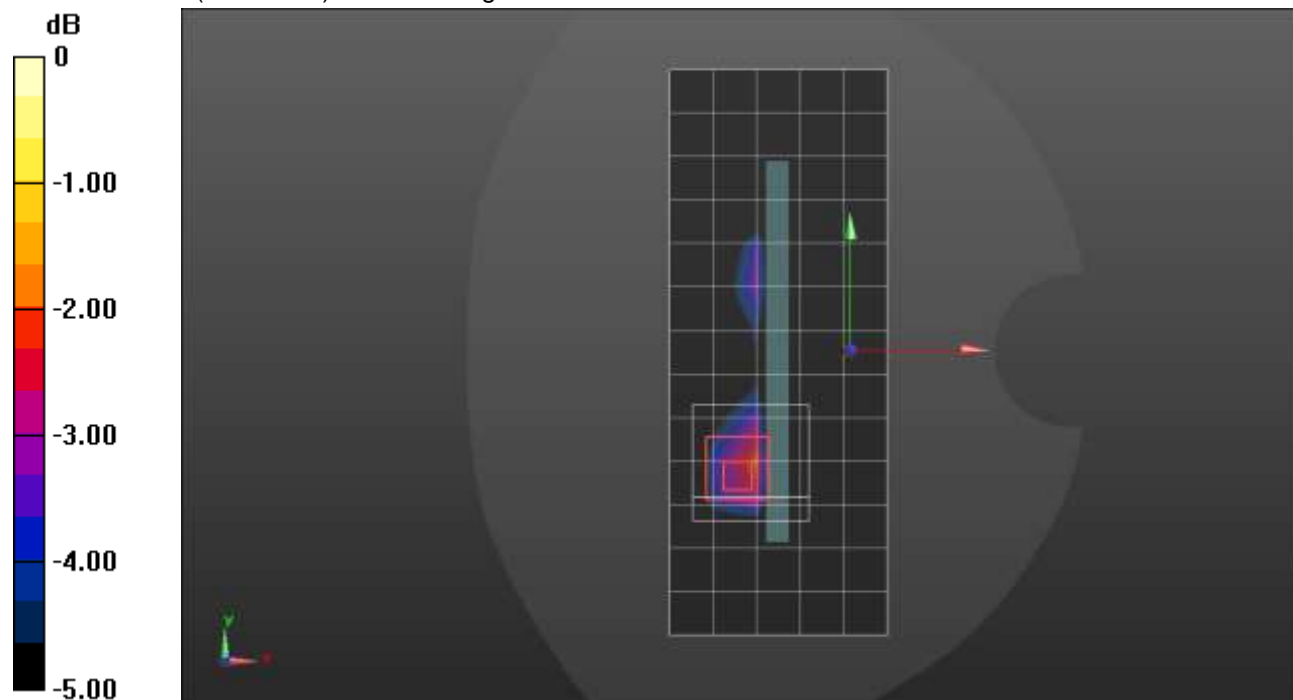
Frequency: 1745 MHz; Duty Cycle: 1:1; Room Ambient Temperature: 24.0°C; Liquid Temperature: 23.0°C  
 Medium parameters used:  $f = 1745 \text{ MHz}$ ;  $\sigma = 1.413 \text{ S/m}$ ;  $\epsilon_r = 41.063$ ;  $\rho = 1000 \text{ kg/m}^3$

DASY5 Configuration:

- Area Scan Setting: Find Secondary Maximum Within: 2.0 dB and with a peak SAR value greater than 0.0012W/kg
- Electronics: DAE4 Sn1357; Calibrated: 1/28/2021
- Probe: EX3DV4 - SN3773; ConvF(8.05, 8.05, 8.05) @ 1745 MHz; Calibrated: 2/25/2021
- Sensor-Surface: 1.4mm (Mechanical Surface Detection)
- Phantom: Twin-SAM V5.0 (30deg probe tilt); Type: QD 000 P40 CD; Serial: 1629

**Edge 2/QPSK RB 108,54 Ch 349000/Area Scan (6x14x1):** Measurement grid: dx=15mm, dy=15mm  
 Maximum value of SAR (measured) = 0.539 W/kg

**Edge 2/QPSK RB 108,54 Ch 349000/Zoom Scan (6x6x7)/Cube 0:** Measurement grid: dx=8mm, dy=8mm, dz=5mm  
 Reference Value = 15.73 V/m; Power Drift = 0.07 dB  
 Peak SAR (extrapolated) = 1.03 W/kg  
**SAR(1 g) = 0.517 W/kg; SAR(10 g) = 0.257 W/kg**  
 Smallest distance from peaks to all points 3 dB below = 6.6 mm  
 Ratio of SAR at M2 to SAR at M1 = 48%  
 Maximum value of SAR (measured) = 0.816 W/kg



0 dB = 0.816 W/kg = -0.88 dBW/kg

### n71 ANT1

Frequency: 680.5 MHz; Duty Cycle: 1:1; Room Ambient Temperature: 24.0°C; Liquid Temperature: 23.0°C  
 Medium parameters used (interpolated):  $f = 680.5$  MHz;  $\sigma = 0.892$  S/m;  $\epsilon_r = 42.419$ ;  $\rho = 1000$  kg/m<sup>3</sup>

DASY5 Configuration:

- Area Scan Setting: Find Secondary Maximum Within: 2.0 dB and with a peak SAR value greater than 0.0012W/kg
- Electronics: DAE4 Sn1261; Calibrated: 2/24/2021
- Probe: EX3DV4 - SN7581; ConvF(10.77, 10.77, 10.77) @ 680.5 MHz; Calibrated: 3/1/2021
- Sensor-Surface: 1.4mm (Mechanical Surface Detection)
- Phantom: Twin-SAM V8.0 (30deg probe tilt); Type: QD 000 P41 Ax; Serial: xxxx

### RHS/Touch\_QPSK RB 1,53 Ch 136100/Area Scan (7x12x1):

Measurement grid: dx=15mm, dy=15mm  
[Info: Interpolated medium parameters used for SAR evaluation.](#)

Maximum value of SAR (measured) = 0.153 W/kg

### RHS/Touch\_QPSK RB 1,53 Ch 136100/Zoom Scan (5x5x7)/Cube 0:

Measurement grid: dx=8mm, dy=8mm, dz=5mm

Reference Value = 12.28 V/m; Power Drift = -0.02 dB

Peak SAR (extrapolated) = 0.171 W/kg

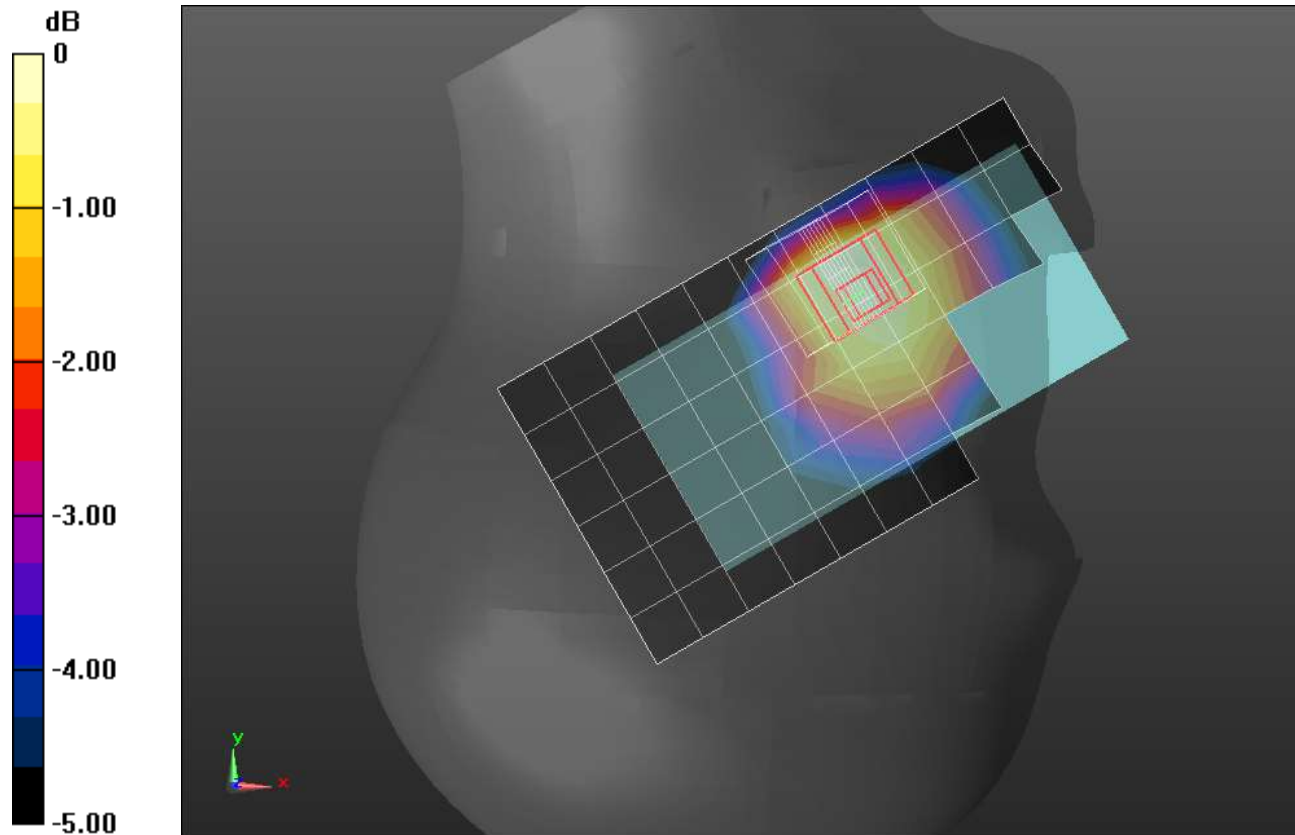
**SAR(1 g) = 0.124 W/kg; SAR(10 g) = 0.093 W/kg**

Smallest distance from peaks to all points 3 dB below = 11.4 mm

Ratio of SAR at M2 to SAR at M1 = 77.8%

[Info: Interpolated medium parameters used for SAR evaluation.](#)

Maximum value of SAR (measured) = 0.149 W/kg



0 dB = 0.149 W/kg = -8.27 dBW/kg



### n71 ANT1

Frequency: 680.5 MHz; Duty Cycle: 1:1; Room Ambient Temperature: 24.0°C; Liquid Temperature: 23.0°C  
 Medium parameters used (interpolated):  $f = 680.5$  MHz;  $\sigma = 0.892$  S/m;  $\epsilon_r = 42.419$ ;  $\rho = 1000$  kg/m<sup>3</sup>

DASY5 Configuration:

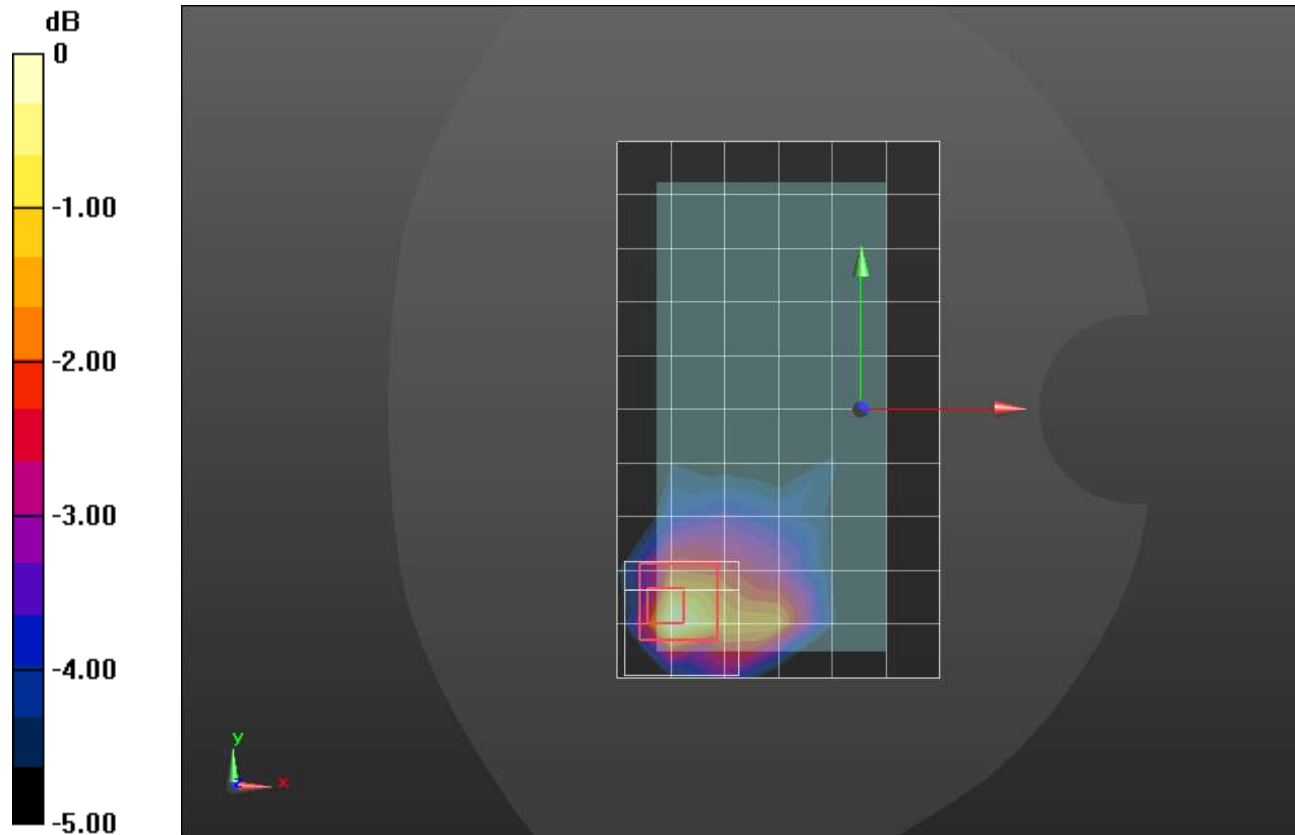
- Area Scan Setting: Find Secondary Maximum Within: 2.0 dB and with a peak SAR value greater than 0.0012W/kg
- Electronics: DAE4 Sn1261; Calibrated: 2/24/2021
- Probe: EX3DV4 - SN7581; ConvF(10.77, 10.77, 10.77) @ 680.5 MHz; Calibrated: 3/1/2021
- Sensor-Surface: 1.4mm (Mechanical Surface Detection)
- Phantom: Twin-SAM V8.0 (30deg probe tilt); Type: QD 000 P41 Ax; Serial: xxxx

#### Rear/QPSK RB 1,53 Ch 136100/Area Scan (7x11x1):

Measurement grid: dx=15mm, dy=15mm  
 Info: [Interpolated medium parameters used for SAR evaluation.](#)  
 Maximum value of SAR (measured) = 0.574 W/kg

#### Rear/QPSK RB 1,53 Ch 136100/Zoom Scan (5x5x7)/Cube 0:

Measurement grid: dx=8mm, dy=8mm, dz=5mm  
 Reference Value = 22.36 V/m; Power Drift = -0.09 dB  
 Peak SAR (extrapolated) = 0.805 W/kg  
**SAR(1 g) = 0.345 W/kg; SAR(10 g) = 0.188 W/kg**  
 Smallest distance from peaks to all points 3 dB below = 8 mm  
 Ratio of SAR at M2 to SAR at M1 = 45.7%  
 Info: [Interpolated medium parameters used for SAR evaluation.](#)  
 Maximum value of SAR (measured) = 0.559 W/kg



0 dB = 0.559 W/kg = -2.53 dBW/kg

### n71 ANT2

Frequency: 680.5 MHz; Duty Cycle: 1:1; Room Ambient Temperature: 24.0°C; Liquid Temperature: 23.0°C  
 Medium parameters used (interpolated):  $f = 680.5$  MHz;  $\sigma = 0.892$  S/m;  $\epsilon_r = 42.419$ ;  $\rho = 1000$  kg/m<sup>3</sup>

DASY5 Configuration:

- Area Scan Setting: Find Secondary Maximum Within: 2.0 dB and with a peak SAR value greater than 0.0012W/kg
- Electronics: DAE4 Sn1261; Calibrated: 2/24/2021
- Probe: EX3DV4 - SN7581; ConvF(10.77, 10.77, 10.77) @ 680.5 MHz; Calibrated: 3/1/2021
- Sensor-Surface: 1.4mm (Mechanical Surface Detection)
- Phantom: Twin-SAM V8.0 (30deg probe tilt); Type: QD 000 P41 Ax; Serial: xxxx

**LHS/Touch\_QPSK RB 1,53 Ch 136100/Area Scan (7x12x1):** Measurement grid: dx=15mm, dy=15mm

[Info: Interpolated medium parameters used for SAR evaluation.](#)

Maximum value of SAR (measured) = 0.479 W/kg

**LHS/Touch\_QPSK RB 1,53 Ch 136100/Zoom Scan (5x5x7)/Cube 0:** Measurement grid: dx=8mm, dy=8mm, dz=5mm

Reference Value = 19.20 V/m; Power Drift = 0.02 dB

Peak SAR (extrapolated) = 0.861 W/kg

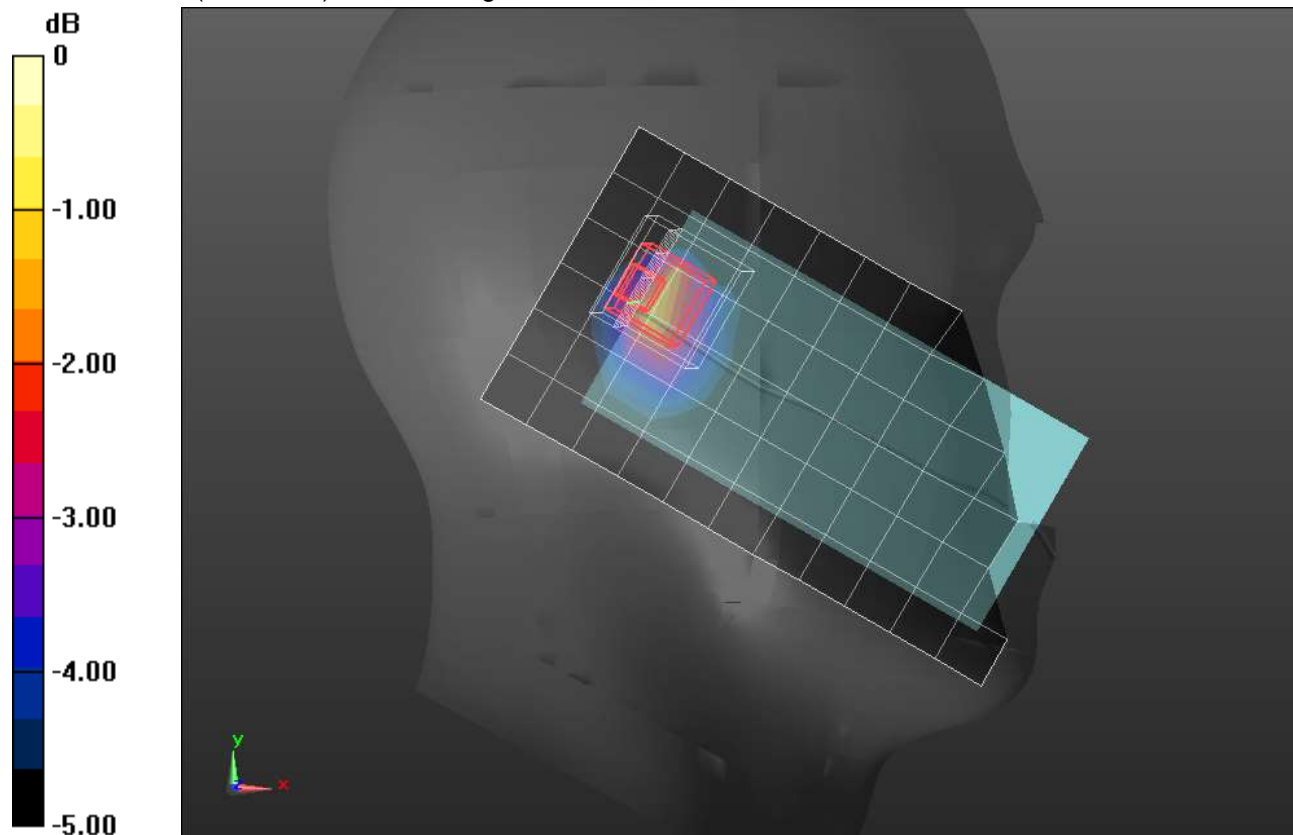
**SAR(1 g) = 0.342 W/kg; SAR(10 g) = 0.187 W/kg**

Smallest distance from peaks to all points 3 dB below = 8.2 mm

Ratio of SAR at M2 to SAR at M1 = 36.4%

[Info: Interpolated medium parameters used for SAR evaluation.](#)

Maximum value of SAR (measured) = 0.619 W/kg



0 dB = 0.619 W/kg = -2.08 dBW/kg

### n71 ANT2

Frequency: 680.5 MHz; Duty Cycle: 1:1; Room Ambient Temperature: 24.0°C; Liquid Temperature: 23.0°C  
 Medium parameters used (interpolated):  $f = 680.5$  MHz;  $\sigma = 0.892$  S/m;  $\epsilon_r = 42.419$ ;  $\rho = 1000$  kg/m<sup>3</sup>

DASY5 Configuration:

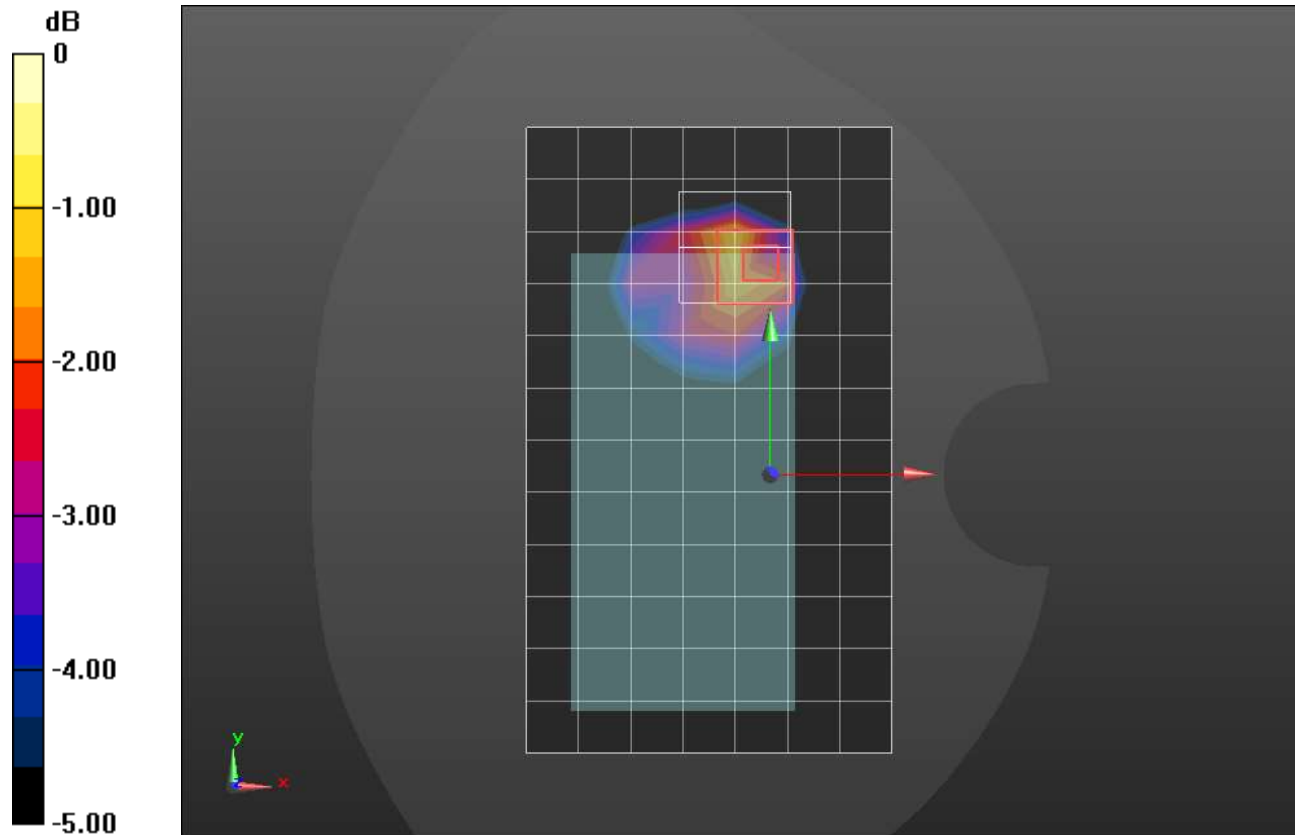
- Area Scan Setting: Find Secondary Maximum Within: 2.0 dB and with a peak SAR value greater than 0.0012W/kg
- Electronics: DAE4 Sn1261; Calibrated: 2/24/2021
- Probe: EX3DV4 - SN7581; ConvF(10.77, 10.77, 10.77) @ 680.5 MHz; Calibrated: 3/1/2021
- Sensor-Surface: 1.4mm (Mechanical Surface Detection)
- Phantom: Twin-SAM V8.0 (30deg probe tilt); Type: QD 000 P41 Ax; Serial: xxxx

#### Rear/QPSK RB 1,53 Ch 136100/Area Scan (8x13x1):

Measurement grid: dx=15mm, dy=15mm  
 Info: [Interpolated medium parameters used for SAR evaluation.](#)  
 Maximum value of SAR (measured) = 0.452 W/kg

#### Rear/QPSK RB 1,53 Ch 136100/Zoom Scan (5x5x7)/Cube 0:

Measurement grid: dx=8mm, dy=8mm, dz=5mm  
 Reference Value = 20.33 V/m; Power Drift = -0.01 dB  
 Peak SAR (extrapolated) = 0.773 W/kg  
**SAR(1 g) = 0.324 W/kg; SAR(10 g) = 0.167 W/kg**  
 Smallest distance from peaks to all points 3 dB below = 9.1 mm  
 Ratio of SAR at M2 to SAR at M1 = 41.2%  
 Info: [Interpolated medium parameters used for SAR evaluation.](#)  
 Maximum value of SAR (measured) = 0.553 W/kg



0 dB = 0.553 W/kg = -2.57 dBW/kg

### n77 ANT 7 Block A

Frequency: 3499.98 MHz; Duty Cycle: 1:1; Room Ambient Temperature: 24.0°C; Liquid Temperature: 23.0°C  
 Medium parameters used:  $f = 3500$  MHz;  $\sigma = 2.849$  S/m;  $\epsilon_r = 39.422$ ;  $\rho = 1000$  kg/m<sup>3</sup>

DASY5 Configuration:

- Area Scan Setting: Find Secondary Maximum Within: 2.0 dB and with a peak SAR value greater than 0.0012W/kg
- Electronics: DAE4 Sn1439; Calibrated: 7/16/2020
- Probe: EX3DV4 - SN3929; ConvF(6.55, 6.55, 6.55) @ 3499.98 MHz; Calibrated: 3/19/2021
- Sensor-Surface: 2.5mm (Mechanical Surface Detection)
- Phantom: Twin-SAM V8.0 (20deg probe tilt); Type: QD 000 P41 Ax; Serial: xxxx

**RHS/Touch\_QPSK RB 1,137 ch 633332/Area Scan (10x15x1):** Measurement grid: dx=12mm, dy=12mm  
 Maximum value of SAR (measured) = 0.830 W/kg

**RHS/Touch\_QPSK RB 1,137 ch 633332/Zoom Scan (7x7x8)/Cube 0:** Measurement grid: dx=5mm, dy=5mm, dz=4mm

Reference Value = 18.04 V/m; Power Drift = 0.16 dB

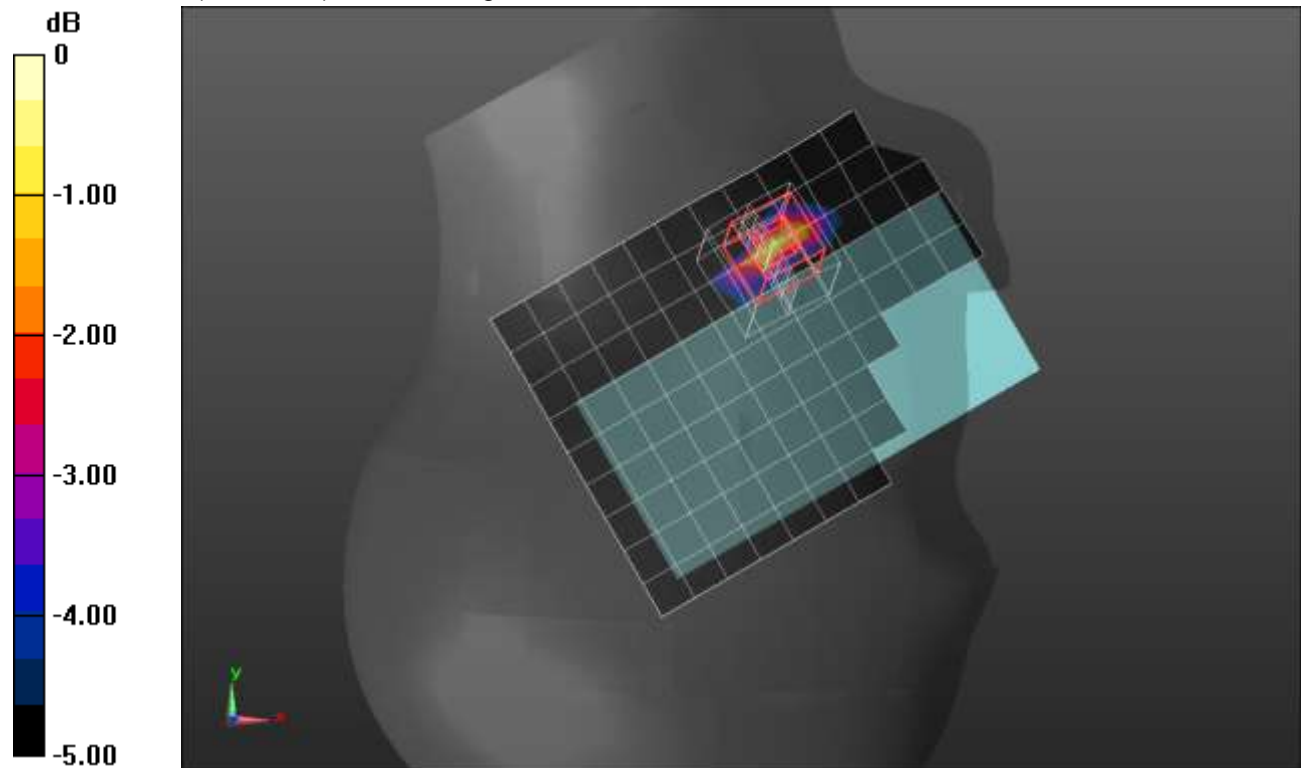
Peak SAR (extrapolated) = 1.43 W/kg

**SAR(1 g) = 0.621 W/kg; SAR(10 g) = 0.254 W/kg**

Smallest distance from peaks to all points 3 dB below = 8.5 mm

Ratio of SAR at M2 to SAR at M1 = 50.7%

Maximum value of SAR (measured) = 0.911 W/kg



0 dB = 0.911 W/kg = -0.40 dBW/kg

### n77 ANT 7 Block A

Frequency: 3499.98 MHz; Duty Cycle: 1:1; Room Ambient Temperature: 24.0°C; Liquid Temperature: 23.0°C  
 Medium parameters used:  $f = 3500$  MHz;  $\sigma = 2.96$  S/m;  $\epsilon_r = 38.772$ ;  $\rho = 1000$  kg/m<sup>3</sup>

DASY5 Configuration:

- Area Scan Setting: Find Secondary Maximum Within: 2.0 dB and with a peak SAR value greater than 0.0012W/kg
- Electronics: DAE4 Sn1259; Calibrated: 7/16/2020
- Probe: EX3DV4 - SN3990; ConvF(7.04, 7.04, 7.04) @ 3499.98 MHz; Calibrated: 2/5/2021
- Sensor-Surface: 2.5mm (Mechanical Surface Detection)
- Phantom: Twin-SAM V8.0 (20deg probe tilt); Type: QD 000 P41 Ax; Serial: xxxx

**Rear/QPSK RB 1,137 ch 633332/Area Scan (11x17x1):** Measurement grid: dx=12mm, dy=12mm  
 Maximum value of SAR (measured) = 0.646 W/kg

**Rear/QPSK RB 1,137 ch 633332/Zoom Scan (7x7x8)/Cube 0:** Measurement grid: dx=5mm, dy=5mm, dz=4mm

Reference Value = 18.00 V/m; Power Drift = -0.04 dB

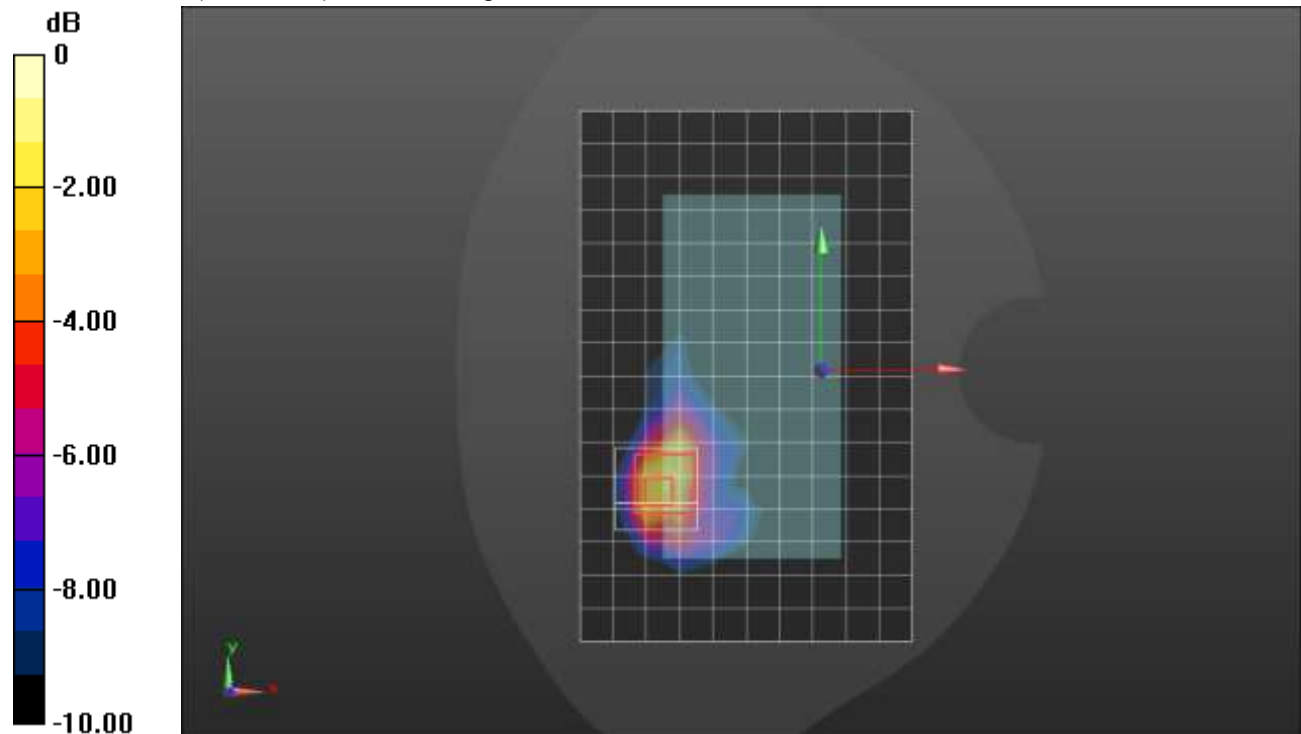
Peak SAR (extrapolated) = 1.61 W/kg

**SAR(1 g) = 0.604 W/kg; SAR(10 g) = 0.237 W/kg**

Smallest distance from peaks to all points 3 dB below = 7.6 mm

Ratio of SAR at M2 to SAR at M1 = 45.2%

Maximum value of SAR (measured) = 0.922 W/kg



0 dB = 0.922 W/kg = -0.35 dBW/kg

### n77 ANT 7 Block A

Frequency: 3499.98 MHz; Duty Cycle: 1:1; Room Ambient Temperature: 24.0°C; Liquid Temperature: 23.0°C  
 Medium parameters used:  $f = 3500$  MHz;  $\sigma = 2.96$  S/m;  $\epsilon_r = 38.772$ ;  $\rho = 1000$  kg/m<sup>3</sup>

DASY5 Configuration:

- Area Scan Setting: Find Secondary Maximum Within: 2.0 dB and with a peak SAR value greater than 0.0012W/kg
- Electronics: DAE4 Sn1259; Calibrated: 7/16/2020
- Probe: EX3DV4 - SN3990; ConvF(7.04, 7.04, 7.04) @ 3499.98 MHz; Calibrated: 2/5/2021
- Sensor-Surface: 2.5mm (Mechanical Surface Detection)
- Phantom: Twin-SAM V8.0 (20deg probe tilt); Type: QD 000 P41 Ax; Serial: xxxx

**Edge 2/QPSK RB 270,0 ch 633332/Area Scan (8x18x1):** Measurement grid: dx=12mm, dy=12mm  
 Maximum value of SAR (measured) = 1.32 W/kg

**Edge 2/QPSK RB 270,0 ch 633332/Zoom Scan (7x7x8)/Cube 0:** Measurement grid: dx=5mm, dy=5mm, dz=4mm

Reference Value = 22.82 V/m; Power Drift = -0.17 dB

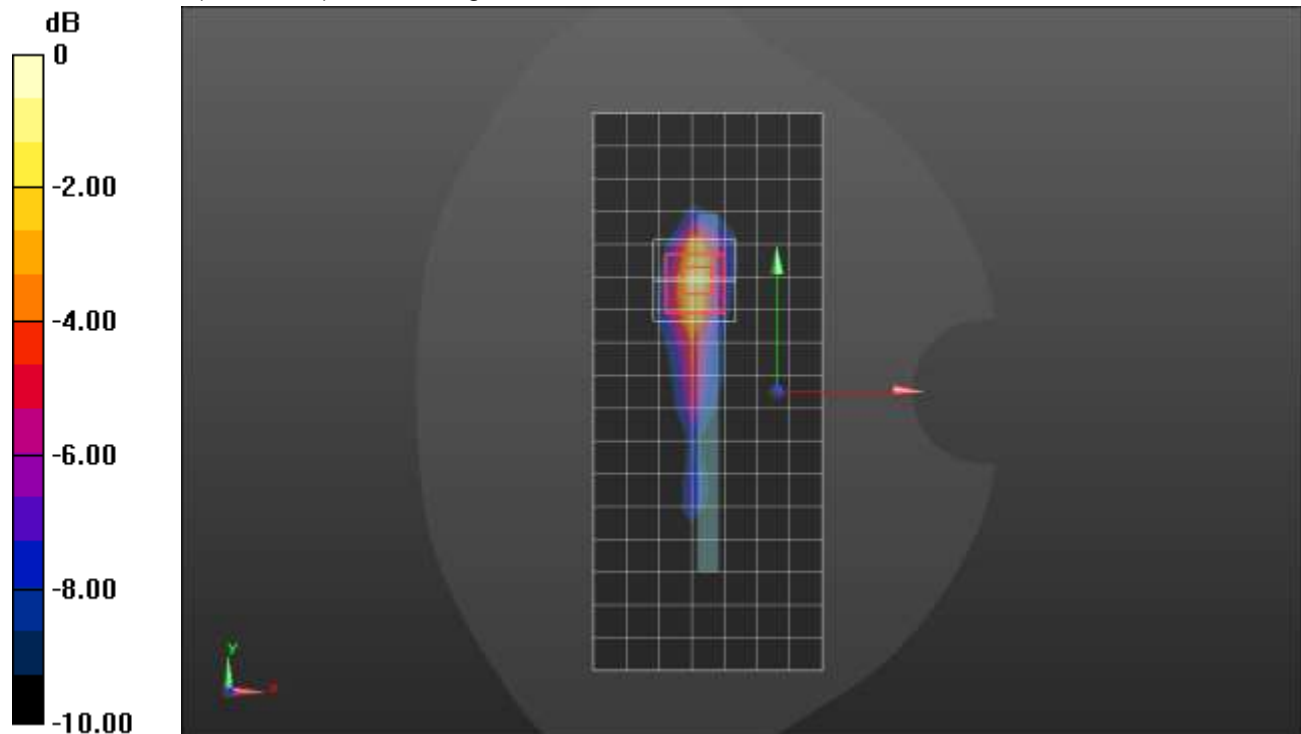
Peak SAR (extrapolated) = 2.35 W/kg

**SAR(1 g) = 0.871 W/kg; SAR(10 g) = 0.318 W/kg**

Smallest distance from peaks to all points 3 dB below = 7 mm

Ratio of SAR at M2 to SAR at M1 = 46%

Maximum value of SAR (measured) = 1.39 W/kg



0 dB = 1.39 W/kg = 1.43 dBW/kg

### n77 ANT 8 Block A

Frequency: 3499.98 MHz; Duty Cycle: 1:1; Room Ambient Temperature: 24.0°C; Liquid Temperature: 23.0°C  
 Medium parameters used:  $f = 3500$  MHz;  $\sigma = 2.788$  S/m;  $\epsilon_r = 39.464$ ;  $\rho = 1000$  kg/m<sup>3</sup>

DASY5 Configuration:

- Area Scan Setting: Find Secondary Maximum Within: 2.0 dB and with a peak SAR value greater than 0.0012W/kg
- Electronics: DAE4 Sn1248; Calibrated: 2/19/2021
- Probe: EX3DV4 - SN7582; ConvF(7.4, 7.4, 7.4) @ 3499.98 MHz; Calibrated: 3/1/2021
- Sensor-Surface: 2.5mm (Mechanical Surface Detection (Locations From Previous Scan Used)), Sensor-Surface: 2.5mm (Mechanical Surface Detection)
- Phantom: Twin-SAM V8.0 (20deg probe tilt); Type: QD 000 P41 Ax; Serial: xxxx

**RHS/Tilt\_QPSK RB 1,137 ch 633332/Area Scan (11x18x1):** Measurement grid: dx=12mm, dy=12mm  
 Maximum value of SAR (measured) = 1.05 W/kg

**RHS/Tilt\_QPSK RB 1,137 ch 633332/Zoom Scan (7x7x8)/Cube 0:** Measurement grid: dx=5mm, dy=5mm, dz=4mm

Reference Value = 19.65 V/m; Power Drift = -0.02 dB

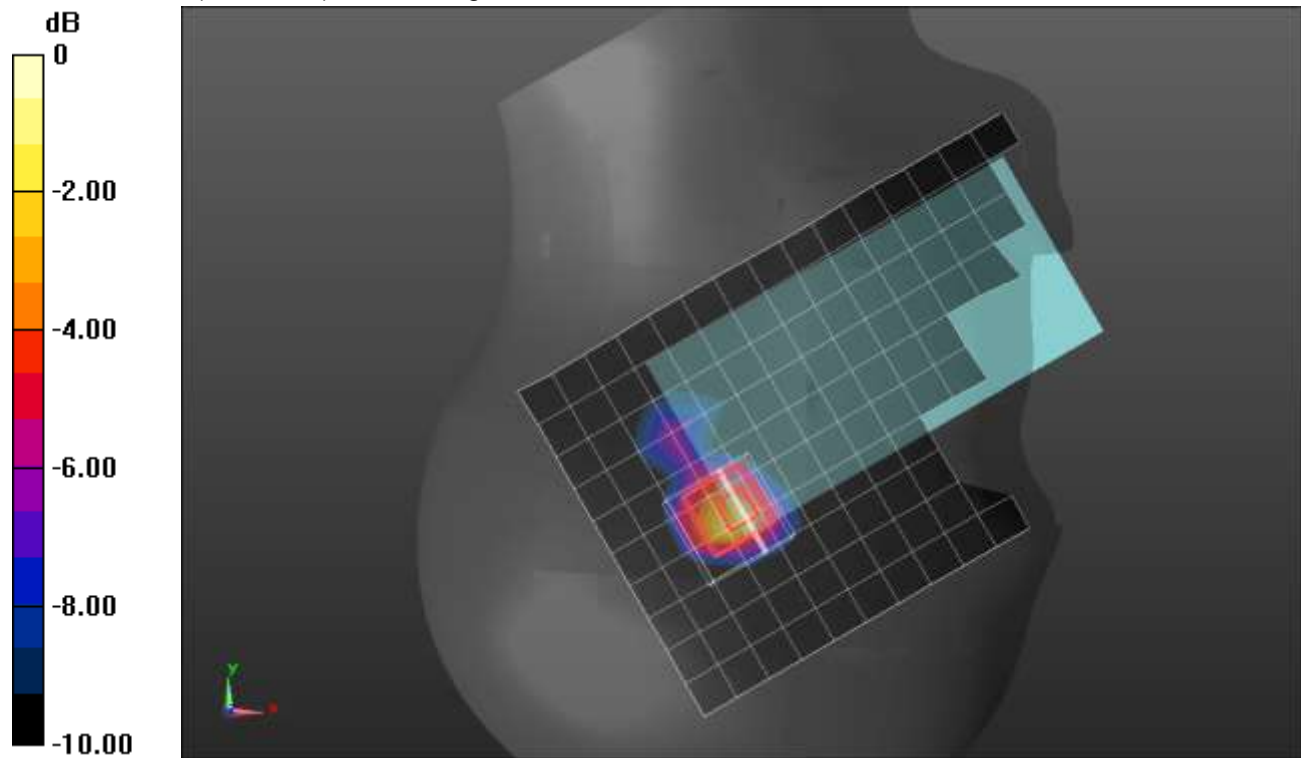
Peak SAR (extrapolated) = 2.20 W/kg

**SAR(1 g) = 0.840 W/kg; SAR(10 g) = 0.310 W/kg**

Smallest distance from peaks to all points 3 dB below = 7.1 mm

Ratio of SAR at M2 to SAR at M1 = 49.3%

Maximum value of SAR (measured) = 1.37 W/kg



0 dB = 1.37 W/kg = 1.37 dBW/kg



### n77 ANT 8 Block A

Frequency: 3499.98 MHz; Duty Cycle: 1:1; Room Ambient Temperature: 24.0°C; Liquid Temperature: 23.0°C  
 Medium parameters used:  $f = 3500$  MHz;  $\sigma = 2.788$  S/m;  $\epsilon_r = 39.464$ ;  $\rho = 1000$  kg/m<sup>3</sup>

DASY5 Configuration:

- Area Scan Setting: Find Secondary Maximum Within: 2.0 dB and with a peak SAR value greater than 0.0012W/kg
- Electronics: DAE4 Sn1248; Calibrated: 2/19/2021
- Probe: EX3DV4 - SN7582; ConvF(7.4, 7.4, 7.4) @ 3499.98 MHz; Calibrated: 3/1/2021
- Sensor-Surface: 2.5mm (Mechanical Surface Detection)
- Phantom: Twin-SAM V8.0 (20deg probe tilt); Type: QD 000 P41 Ax; Serial: xxxx

**Rear/QPSK RB 135,69 ch 633332/Area Scan (11x17x1):** Measurement grid: dx=12mm, dy=12mm  
 Maximum value of SAR (measured) = 1.14 W/kg

**Rear/QPSK RB 135,69 ch 633332/Zoom Scan (7x7x8)/Cube 0:** Measurement grid: dx=5mm, dy=5mm, dz=4mm

Reference Value = 19.58 V/m; Power Drift = -0.17 dB

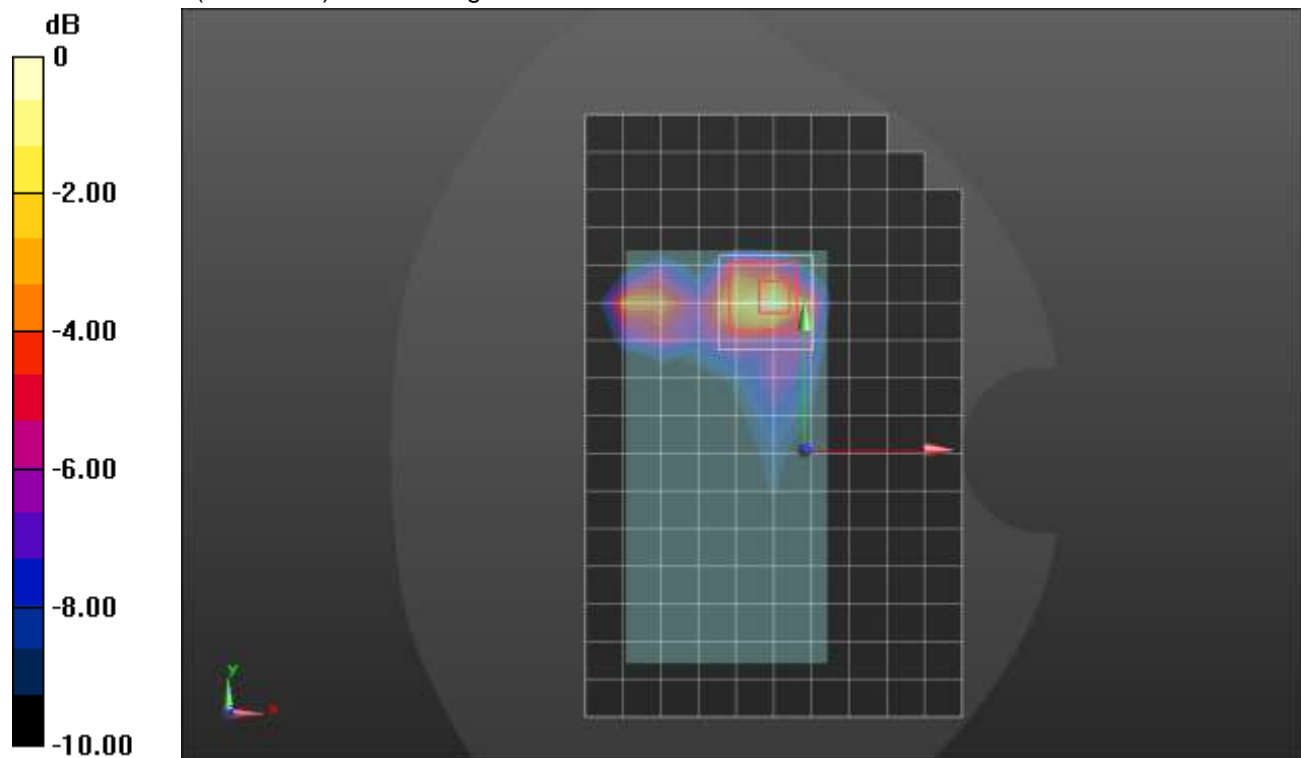
Peak SAR (extrapolated) = 2.11 W/kg

**SAR(1 g) = 0.711 W/kg; SAR(10 g) = 0.273 W/kg**

Smallest distance from peaks to all points 3 dB below = 5.4 mm

Ratio of SAR at M2 to SAR at M1 = 42%

Maximum value of SAR (measured) = 1.19 W/kg



0 dB = 1.19 W/kg = 0.76 dBW/kg

### n77 ANT 9 Block A

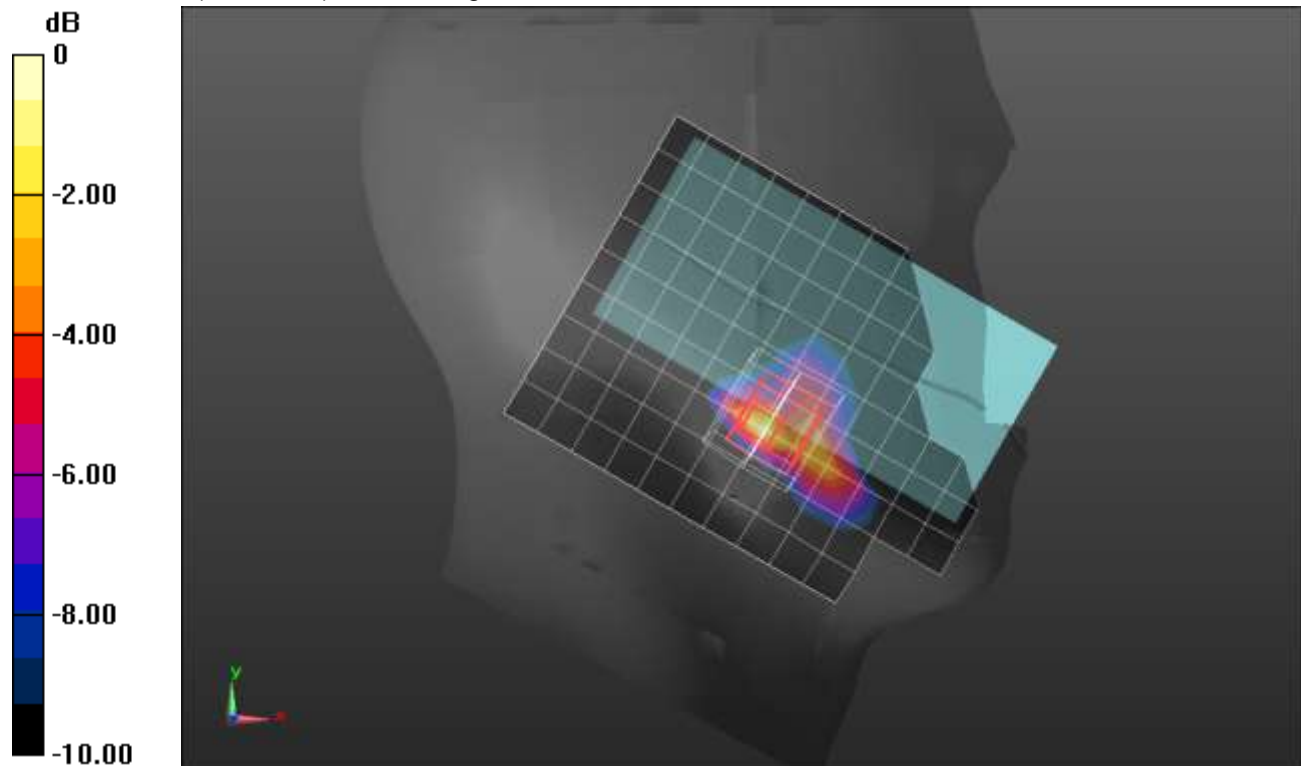
Frequency: 3499.98 MHz; Duty Cycle: 1:1; Room Ambient Temperature: 24.0°C; Liquid Temperature: 23.0°C  
 Medium parameters used:  $f = 3500$  MHz;  $\sigma = 2.793$  S/m;  $\epsilon_r = 38.728$ ;  $\rho = 1000$  kg/m<sup>3</sup>

DASY5 Configuration:

- Area Scan Setting: Find Secondary Maximum Within: 2.0 dB and with a peak SAR value greater than 0.0012W/kg
- Electronics: DAE4 Sn1439; Calibrated: 7/16/2020
- Probe: EX3DV4 - SN3929; ConvF(6.55, 6.55, 6.55) @ 3499.98 MHz; Calibrated: 3/19/2021
- Sensor-Surface: 2.5mm (Mechanical Surface Detection)
- Phantom: Twin-SAM V8.0 (20deg probe tilt); Type: QD 000 P41 Ax; Serial: xxxx

**LHS/Touch\_QPSK RB 270,0 ch 633332/Area Scan (10x15x1):** Measurement grid: dx=12mm, dy=12mm  
 Maximum value of SAR (measured) = 1.12 W/kg

**LHS/Touch\_QPSK RB 270,0 ch 633332/Zoom Scan (7x7x8)/Cube 0:** Measurement grid: dx=5mm, dy=5mm, dz=4mm  
 Reference Value = 21.23 V/m; Power Drift = 0.05 dB  
 Peak SAR (extrapolated) = 2.03 W/kg  
**SAR(1 g) = 0.696 W/kg; SAR(10 g) = 0.248 W/kg**  
 Smallest distance from peaks to all points 3 dB below = 6.1 mm  
 Ratio of SAR at M2 to SAR at M1 = 44.9%  
 Maximum value of SAR (measured) = 1.19 W/kg



0 dB = 1.19 W/kg = 0.76 dBW/kg

### n77 ANT 9 Block A

Frequency: 3499.98 MHz; Duty Cycle: 1:1; Room Ambient Temperature: 24.0°C; Liquid Temperature: 23.0°C  
 Medium parameters used:  $f = 3500$  MHz;  $\sigma = 2.793$  S/m;  $\epsilon_r = 38.728$ ;  $\rho = 1000$  kg/m<sup>3</sup>

DASY5 Configuration:

- Area Scan Setting: Find Secondary Maximum Within: 2.0 dB and with a peak SAR value greater than 0.0012W/kg
- Electronics: DAE4 Sn1439; Calibrated: 7/16/2020
- Probe: EX3DV4 - SN3929; ConvF(6.55, 6.55, 6.55) @ 3499.98 MHz; Calibrated: 3/19/2021
- Sensor-Surface: 2.5mm (Mechanical Surface Detection)
- Phantom: Twin-SAM V8.0 (20deg probe tilt); Type: QD 000 P41 Ax; Serial: xxxx

**Rear/QPSK RB 1,137 ch 633332/Area Scan (9x15x1):** Measurement grid: dx=12mm, dy=12mm  
 Maximum value of SAR (measured) = 0.917 W/kg

**Rear/QPSK RB 1,137 ch 633332/Zoom Scan (7x7x8)/Cube 0:** Measurement grid: dx=5mm, dy=5mm, dz=4mm

Reference Value = 18.88 V/m; Power Drift = -0.16 dB

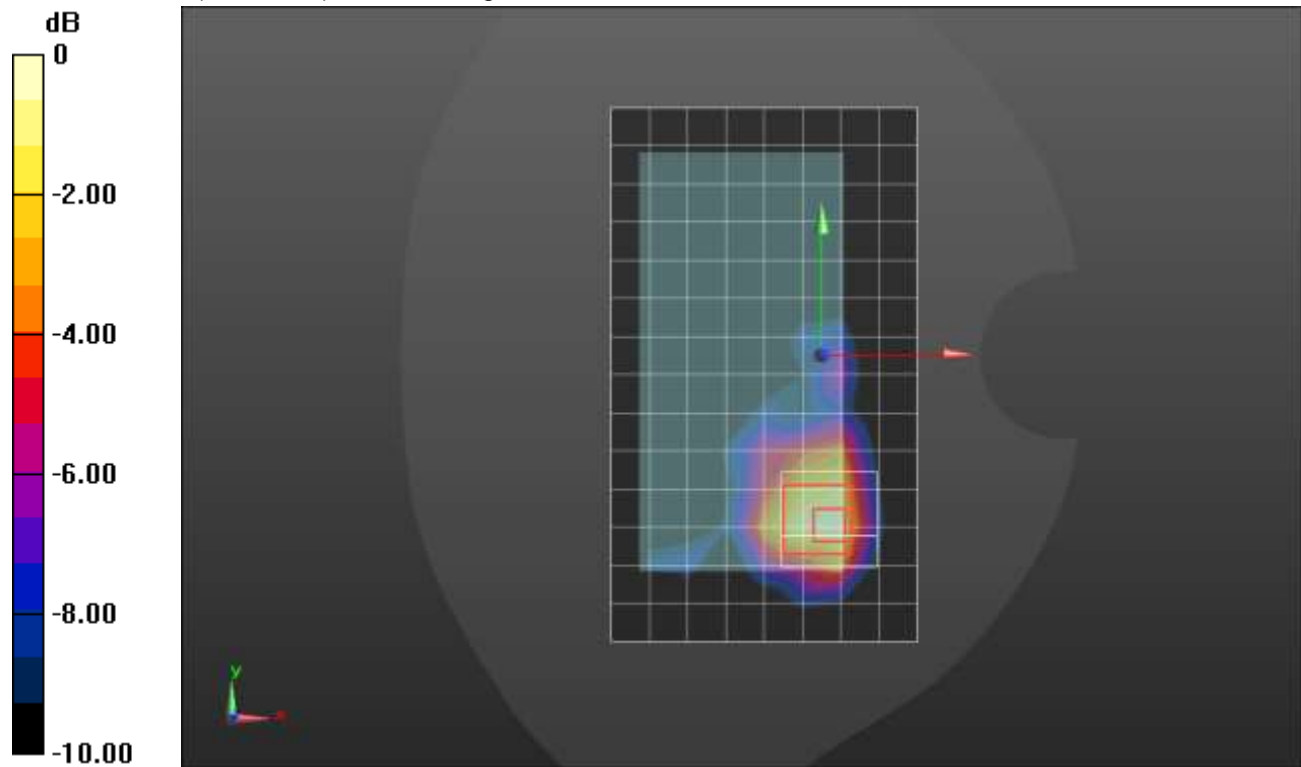
Peak SAR (extrapolated) = 1.76 W/kg

**SAR(1 g) = 0.628 W/kg; SAR(10 g) = 0.282 W/kg**

Smallest distance from peaks to all points 3 dB below = 8.5 mm

Ratio of SAR at M2 to SAR at M1 = 41.3%

Maximum value of SAR (measured) = 0.944 W/kg



0 dB = 0.944 W/kg = -0.25 dBW/kg

### n77 ANT 9 Block A

Frequency: 3499.98 MHz; Duty Cycle: 1:1; Room Ambient Temperature: 24.0°C; Liquid Temperature: 23.0°C  
 Medium parameters used:  $f = 3500$  MHz;  $\sigma = 2.788$  S/m;  $\epsilon_r = 39.464$ ;  $\rho = 1000$  kg/m<sup>3</sup>

DASY5 Configuration:

- Area Scan Setting: Find Secondary Maximum Within: 2.0 dB and with a peak SAR value greater than 0.0012W/kg
- Electronics: DAE4 Sn1248; Calibrated: 2/19/2021
- Probe: EX3DV4 - SN7582; ConvF(7.4, 7.4, 7.4) @ 3499.98 MHz; Calibrated: 3/1/2021
- Sensor-Surface: 2.5mm (Mechanical Surface Detection)
- Phantom: Twin-SAM V8.0 (20deg probe tilt); Type: QD 000 P41 Ax; Serial: xxxx

**Edge 4/QPSK RB 1,137 ch 633332/Area Scan (8x18x1):** Measurement grid: dx=12mm, dy=12mm  
 Maximum value of SAR (measured) = 1.24 W/kg

**Edge 4/QPSK RB 1,137 ch 633332/Zoom Scan (7x7x8)/Cube 0:** Measurement grid: dx=5mm, dy=5mm, dz=4mm

Reference Value = 22.76 V/m; Power Drift = -0.05 dB

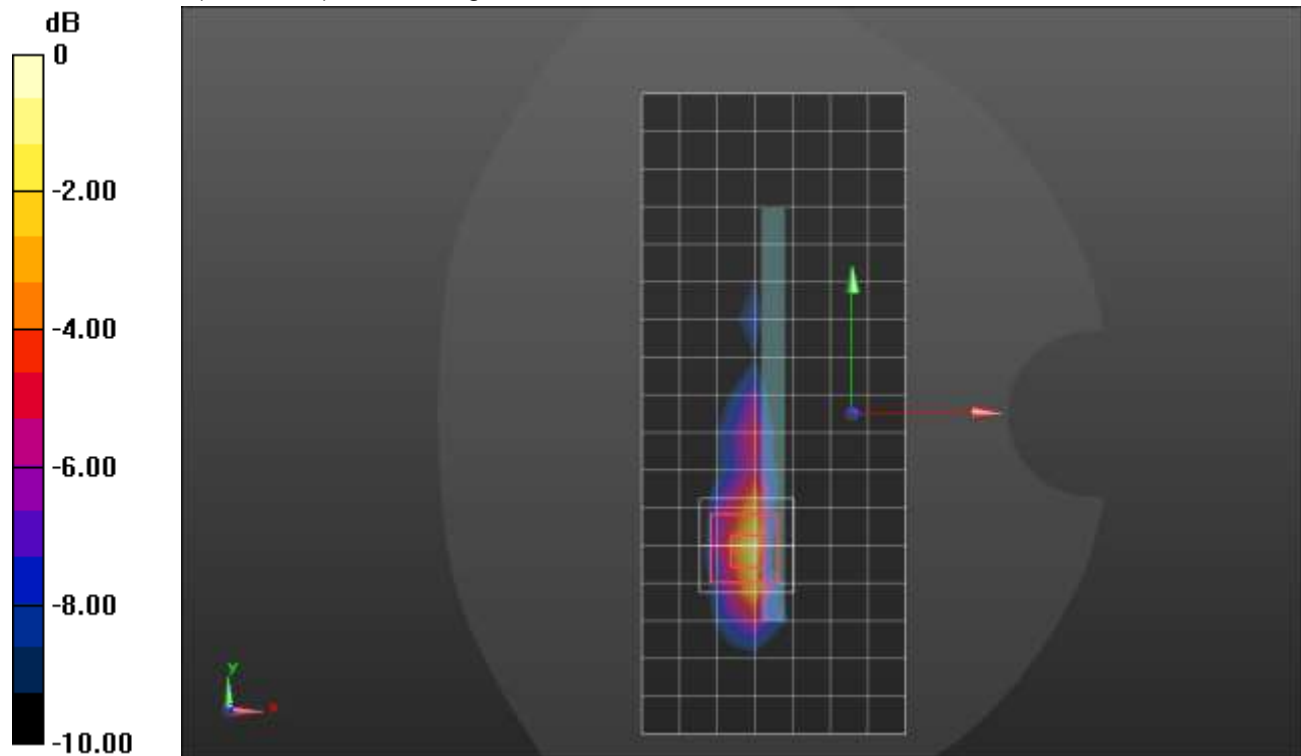
Peak SAR (extrapolated) = 2.41 W/kg

**SAR(1 g) = 0.853 W/kg; SAR(10 g) = 0.292 W/kg**

Smallest distance from peaks to all points 3 dB below = 6 mm

Ratio of SAR at M2 to SAR at M1 = 45.7%

Maximum value of SAR (measured) = 1.39 W/kg



0 dB = 1.39 W/kg = 1.43 dBW/kg

### n77 ANT 4 Block A

Frequency: 3499.98 MHz; Duty Cycle: 1:1; Room Ambient Temperature: 24.0°C; Liquid Temperature: 23.0°C  
 Medium parameters used:  $f = 3500$  MHz;  $\sigma = 2.788$  S/m;  $\epsilon_r = 39.464$ ;  $\rho = 1000$  kg/m<sup>3</sup>

DASY5 Configuration:

- Area Scan Setting: Find Secondary Maximum Within: 2.0 dB and with a peak SAR value greater than 0.0012W/kg
- Electronics: DAE4 Sn1248; Calibrated: 2/19/2021
- Probe: EX3DV4 - SN7582; ConvF(7.4, 7.4, 7.4) @ 3499.98 MHz; Calibrated: 3/1/2021
- Sensor-Surface: 2.5mm (Mechanical Surface Detection (Locations From Previous Scan Used)), Sensor-Surface: 2.5mm (Mechanical Surface Detection)
- Phantom: Twin-SAM V8.0 (20deg probe tilt); Type: QD 000 P41 Ax; Serial: xxxx

**LHS/Touch\_QPSK RB 270,0 ch 633332/Area Scan (10x17x1):** Measurement grid: dx=12mm, dy=12mm

Maximum value of SAR (measured) = 1.12 W/kg

**LHS/Touch\_QPSK RB 270,0 ch 633332/Zoom Scan (7x7x8)/Cube 0:** Measurement grid: dx=5mm, dy=5mm, dz=4mm

Reference Value = 22.72 V/m; Power Drift = -0.06 dB

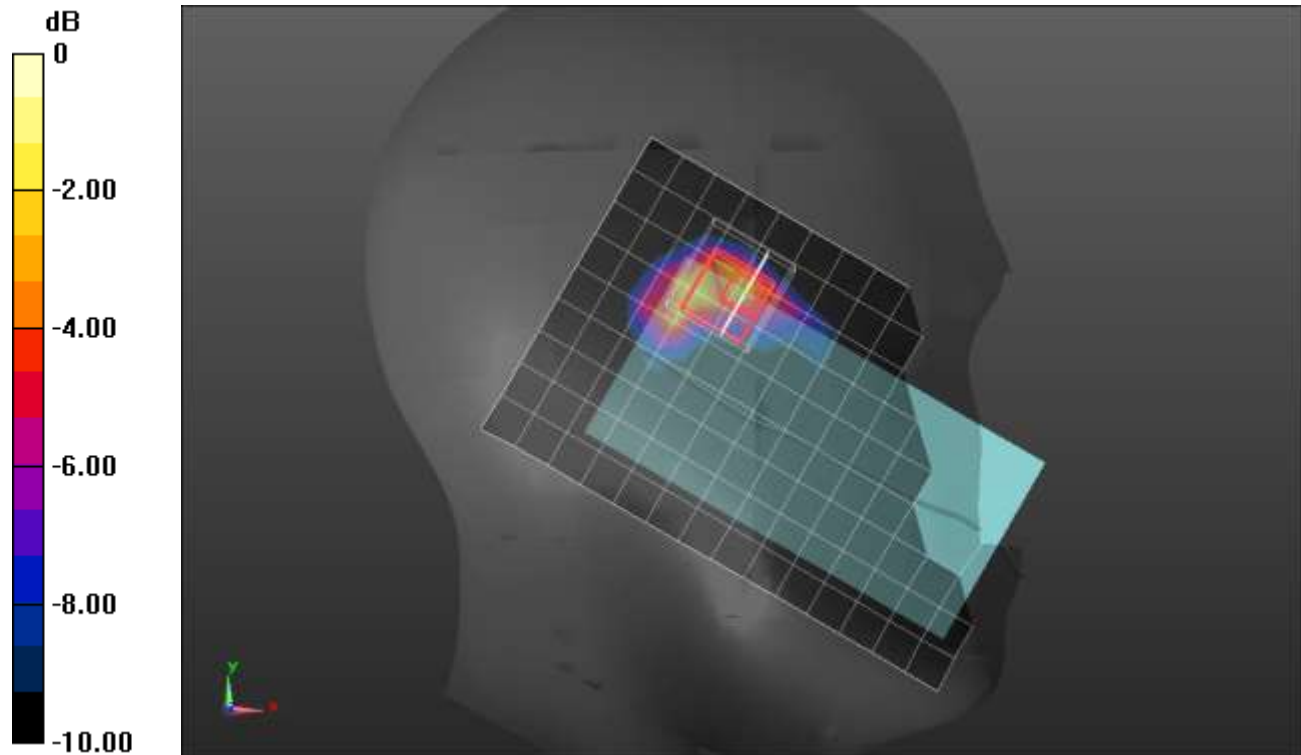
Peak SAR (extrapolated) = 2.64 W/kg

**SAR(1 g) = 0.830 W/kg; SAR(10 g) = 0.306 W/kg**

Smallest distance from peaks to all points 3 dB below = 6 mm

Ratio of SAR at M2 to SAR at M1 = 41.6%

Maximum value of SAR (measured) = 1.41 W/kg



0 dB = 1.41 W/kg = 1.49 dBW/kg

### n77 ANT 4 Block A

Frequency: 3499.98 MHz; Duty Cycle: 1:1; Room Ambient Temperature: 24.0°C; Liquid Temperature: 23.0°C  
 Medium parameters used:  $f = 3500$  MHz;  $\sigma = 2.96$  S/m;  $\epsilon_r = 38.772$ ;  $\rho = 1000$  kg/m<sup>3</sup>

DASY5 Configuration:

- Area Scan Setting: Find Secondary Maximum Within: 2.0 dB and with a peak SAR value greater than 0.0012W/kg
- Electronics: DAE4 Sn1259; Calibrated: 7/16/2020
- Probe: EX3DV4 - SN3990; ConvF(7.04, 7.04, 7.04) @ 3499.98 MHz; Calibrated: 2/5/2021
- Sensor-Surface: 2.5mm (Mechanical Surface Detection (Locations From Previous Scan Used)), Sensor-Surface: 2.5mm (Mechanical Surface Detection)
- Phantom: Twin-SAM V8.0 (20deg probe tilt); Type: QD 000 P41 Ax; Serial: xxxx

**Rear/QPSK RB 135,69 ch 633332/Area Scan (11x17x1):** Measurement grid: dx=12mm, dy=12mm  
 Maximum value of SAR (measured) = 0.875 W/kg

**Rear/QPSK RB 135,69 ch 633332/Zoom Scan (7x7x8)/Cube 0:** Measurement grid: dx=5mm, dy=5mm, dz=4mm

Reference Value = 16.98 V/m; Power Drift = 0.18 dB

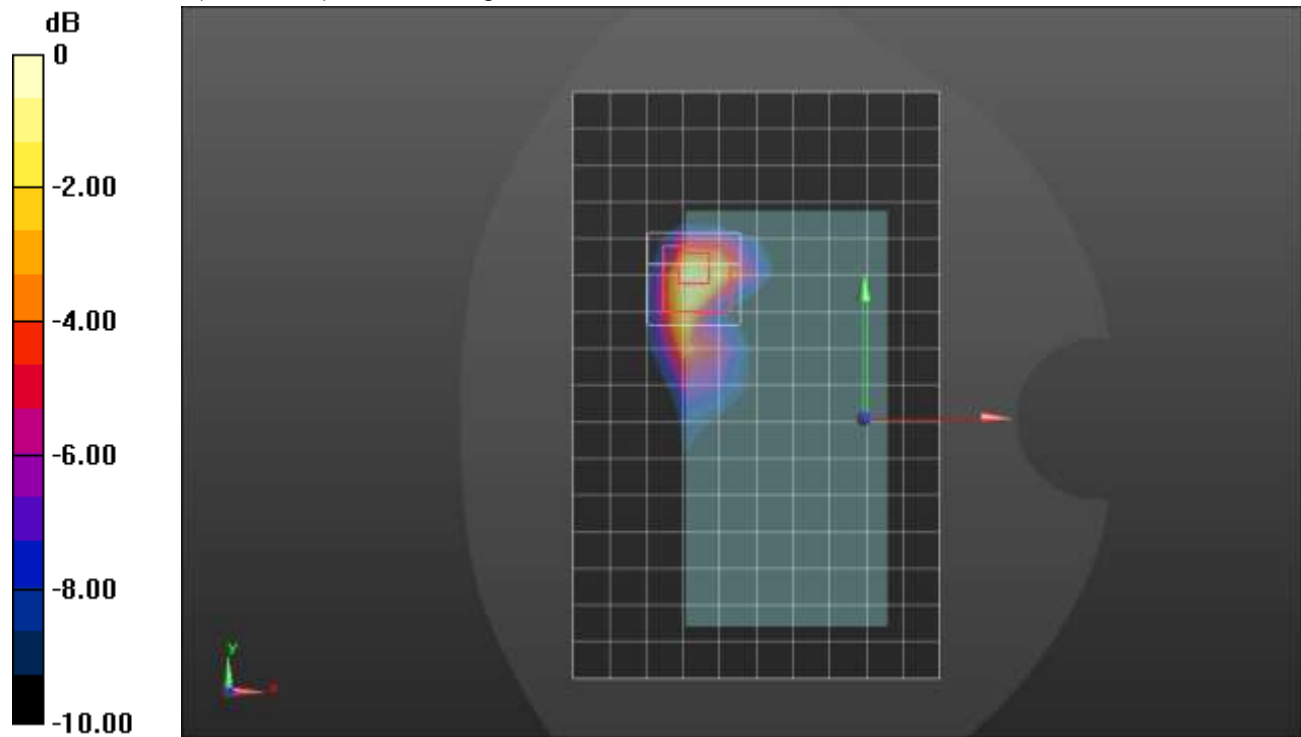
Peak SAR (extrapolated) = 1.80 W/kg

**SAR(1 g) = 0.587 W/kg; SAR(10 g) = 0.218 W/kg**

Smallest distance from peaks to all points 3 dB below = 7.2 mm

Ratio of SAR at M2 to SAR at M1 = 40%

Maximum value of SAR (measured) = 0.952 W/kg



0 dB = 0.952 W/kg = -0.21 dBW/kg

### n77 ANT 4 Block A

Frequency: 3499.98 MHz; Duty Cycle: 1:1; Room Ambient Temperature: 24.0°C; Liquid Temperature: 23.0°C  
 Medium parameters used:  $f = 3500$  MHz;  $\sigma = 2.788$  S/m;  $\epsilon_r = 39.464$ ;  $\rho = 1000$  kg/m<sup>3</sup>

DASY5 Configuration:

- Area Scan Setting: Find Secondary Maximum Within: 2.0 dB and with a peak SAR value greater than 0.0012W/kg
- Electronics: DAE4 Sn1248; Calibrated: 2/19/2021
- Probe: EX3DV4 - SN7582; ConvF(7.4, 7.4, 7.4) @ 3499.98 MHz; Calibrated: 3/1/2021
- Sensor-Surface: 2.5mm (Mechanical Surface Detection)
- Phantom: Twin-SAM V8.0 (20deg probe tilt); Type: QD 000 P41 Ax; Serial: xxxx

**Edge 2/QPSK RB 270,0 ch 633332/Area Scan (8x18x1):** Measurement grid: dx=12mm, dy=12mm  
 Maximum value of SAR (measured) = 1.27 W/kg

**Edge 2/QPSK RB 270,0 ch 633332/Zoom Scan (7x7x8)/Cube 0:** Measurement grid: dx=5mm, dy=5mm, dz=4mm

Reference Value = 21.99 V/m; Power Drift = -0.04 dB

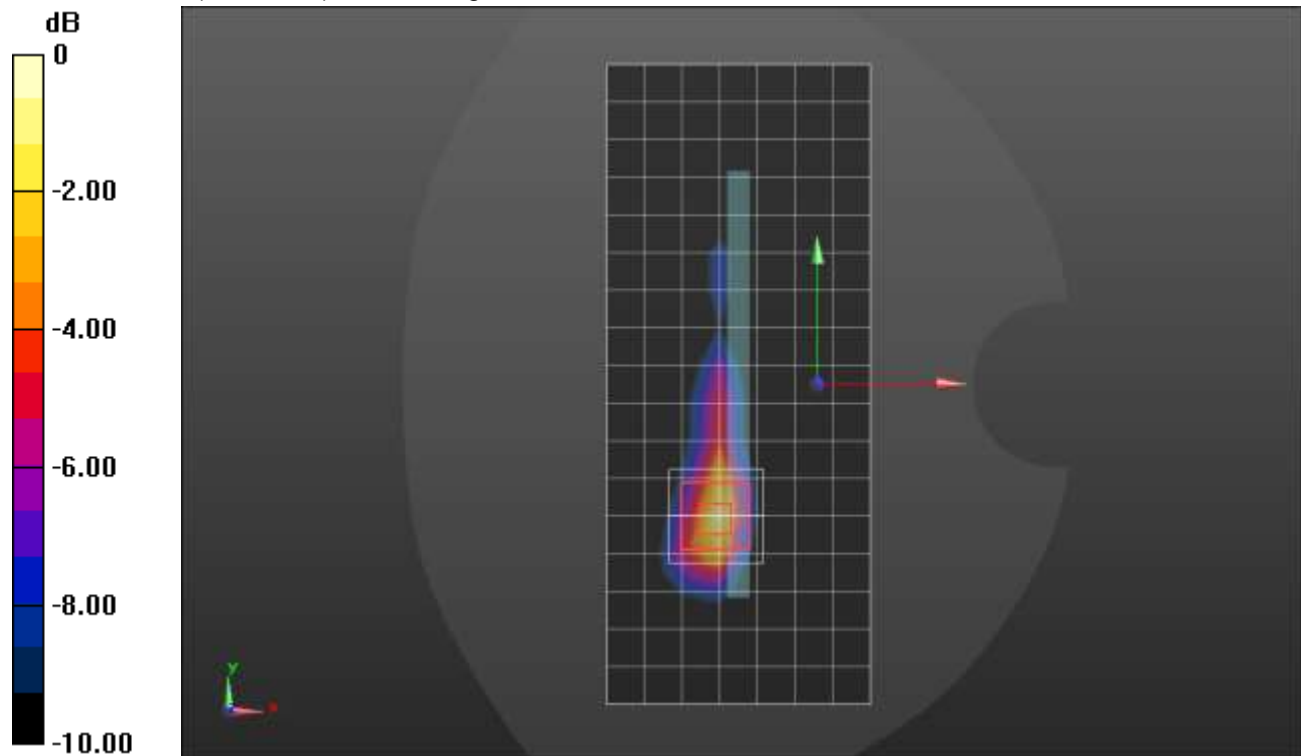
Peak SAR (extrapolated) = 2.15 W/kg

**SAR(1 g) = 0.811 W/kg; SAR(10 g) = 0.298 W/kg**

Smallest distance from peaks to all points 3 dB below = 7 mm

Ratio of SAR at M2 to SAR at M1 = 46.1%

Maximum value of SAR (measured) = 1.30 W/kg



0 dB = 1.30 W/kg = 1.14 dBW/kg



### n77 ANT 7 Block C

Frequency: 3840 MHz; Duty Cycle: 1:1; Room Ambient Temperature: 24.0°C; Liquid Temperature: 23.0°C  
 Medium parameters used:  $f = 3840 \text{ MHz}$ ;  $\sigma = 3.359 \text{ S/m}$ ;  $\epsilon_r = 38.051$ ;  $\rho = 1000 \text{ kg/m}^3$

DASY5 Configuration:

- Area Scan Setting: Find Secondary Maximum Within: 2.0 dB and with a peak SAR value greater than 0.0012W/kg
- Electronics: DAE4 Sn1259; Calibrated: 7/16/2020
- Probe: EX3DV4 - SN3990; ConvF(6.9, 6.9, 6.9) @ 3840 MHz; Calibrated: 2/5/2021
- Sensor-Surface: 2.5mm (Mechanical Surface Detection)
- Phantom: Twin-SAM V8.0 (20deg probe tilt); Type: QD 000 P41 Ax; Serial: xxxx

**RHS/Touch\_QPSK RB 1,137 ch 656000/Area Scan (10x15x1):** Measurement grid: dx=12mm, dy=12mm  
 Maximum value of SAR (measured) = 0.597 W/kg

**RHS/Touch\_QPSK RB 1,137 ch 656000/Zoom Scan (7x7x8)/Cube 0:** Measurement grid: dx=5mm, dy=5mm, dz=4mm

Reference Value = 15.29 V/m; Power Drift = 0.17 dB

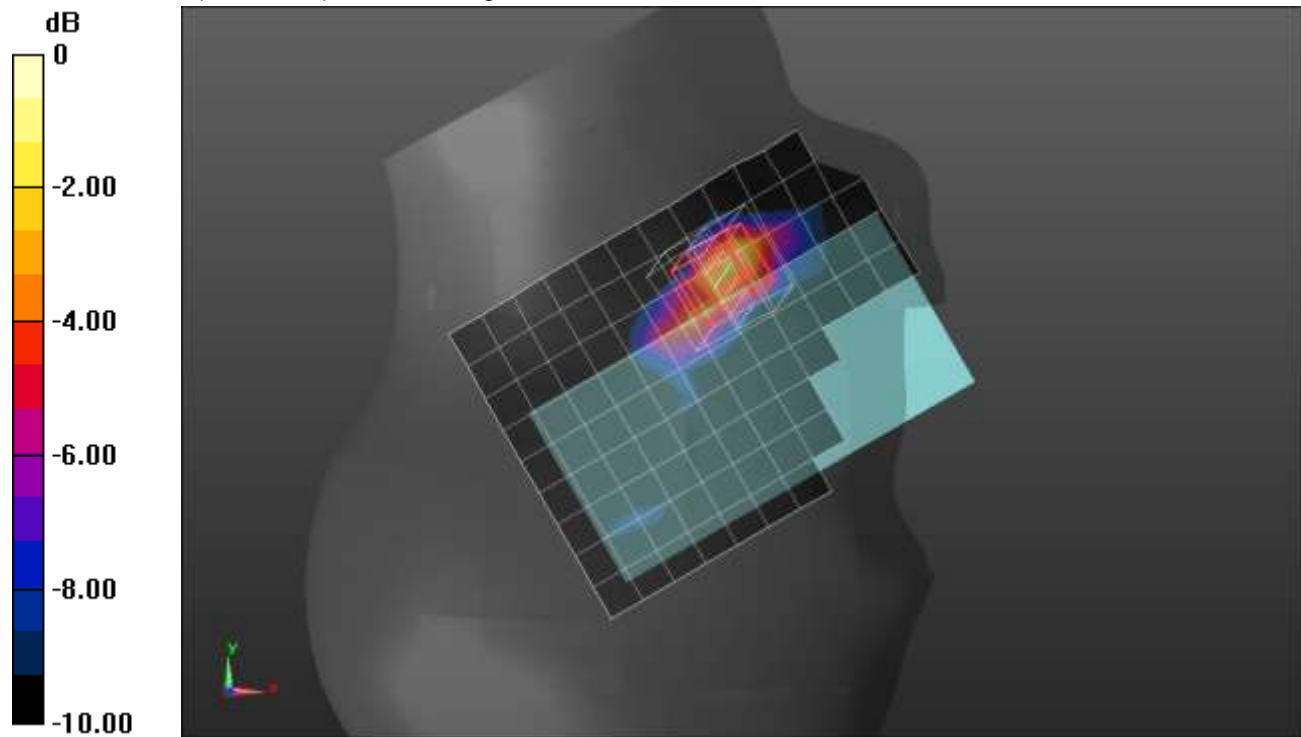
Peak SAR (extrapolated) = 1.21 W/kg

**SAR(1 g) = 0.459 W/kg; SAR(10 g) = 0.172 W/kg**

Smallest distance from peaks to all points 3 dB below = 7.4 mm

Ratio of SAR at M2 to SAR at M1 = 45.1%

Maximum value of SAR (measured) = 0.736 W/kg



0 dB = 0.736 W/kg = -1.33 dBW/kg

### n77 ANT 7 Block C

Frequency: 3840 MHz; Duty Cycle: 1:1; Room Ambient Temperature: 24.0°C; Liquid Temperature: 23.0°C

Medium parameters used:  $f = 3840 \text{ MHz}$ ;  $\sigma = 3.359 \text{ S/m}$ ;  $\epsilon_r = 38.051$ ;  $\rho = 1000 \text{ kg/m}^3$

DASY5 Configuration:

- Area Scan Setting: Find Secondary Maximum Within: 2.0 dB and with a peak SAR value greater than 0.0012W/kg
- Electronics: DAE4 Sn1259; Calibrated: 7/16/2020
- Probe: EX3DV4 - SN3990; ConvF(6.9, 6.9, 6.9) @ 3840 MHz; Calibrated: 2/5/2021
- Sensor-Surface: 2.5mm (Mechanical Surface Detection)
- Phantom: Twin-SAM V8.0 (20deg probe tilt); Type: QD 000 P41 Ax; Serial: xxxx

**Rear/QPSK RB 135,69 ch 656000/Area Scan (11x17x1):** Measurement grid: dx=12mm, dy=12mm

Maximum value of SAR (measured) = 0.787 W/kg

**Rear/QPSK RB 135,69 ch 656000/Zoom Scan (7x7x8)/Cube 0:** Measurement grid: dx=5mm, dy=5mm, dz=4mm

Reference Value = 16.04 V/m; Power Drift = 0.02 dB

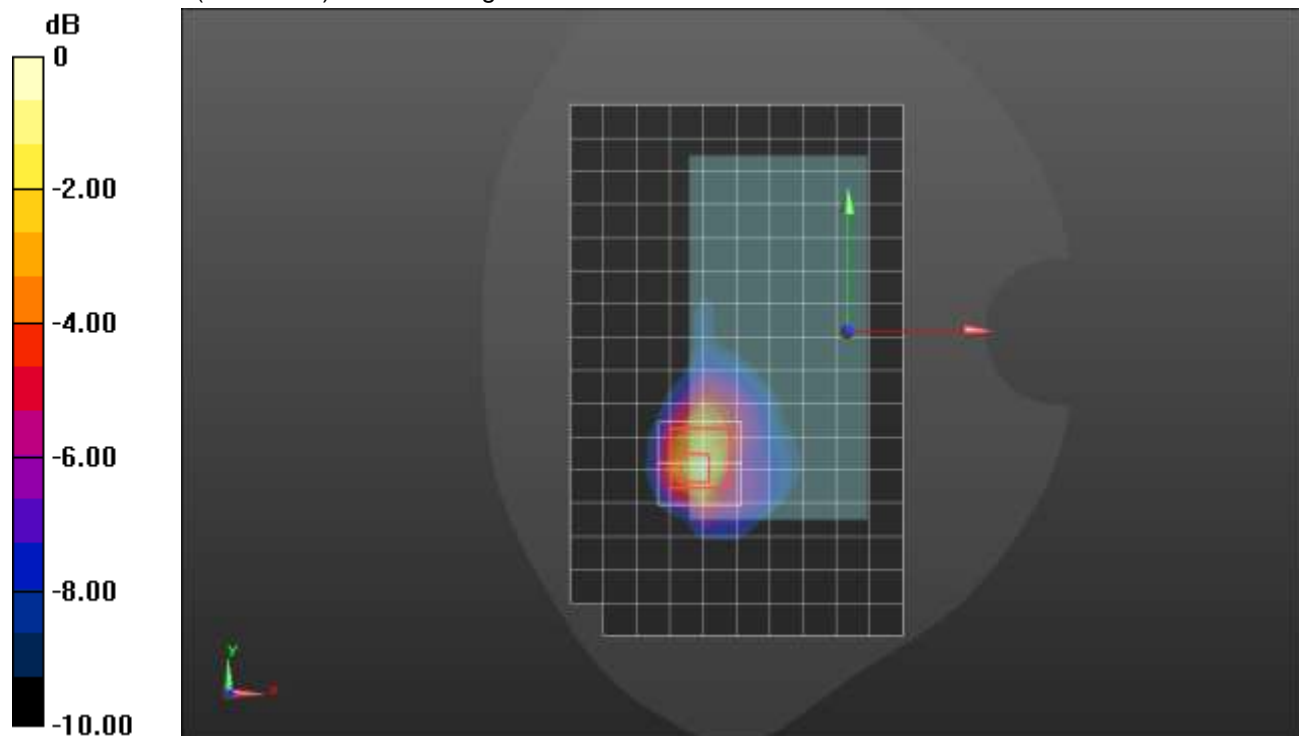
Peak SAR (extrapolated) = 1.49 W/kg

**SAR(1 g) = 0.526 W/kg; SAR(10 g) = 0.196 W/kg**

Smallest distance from peaks to all points 3 dB below = 8 mm

Ratio of SAR at M2 to SAR at M1 = 45.7%

Maximum value of SAR (measured) = 0.795 W/kg



0 dB = 0.795 W/kg = -1.00 dBW/kg

### n77 ANT 7 Block C

Frequency: 3840 MHz; Duty Cycle: 1:1; Room Ambient Temperature: 24.0°C; Liquid Temperature: 23.0°C

Medium parameters used:  $f = 3840 \text{ MHz}$ ;  $\sigma = 3.359 \text{ S/m}$ ;  $\epsilon_r = 38.051$ ;  $\rho = 1000 \text{ kg/m}^3$

DASY5 Configuration:

- Area Scan Setting: Find Secondary Maximum Within: 2.0 dB and with a peak SAR value greater than 0.0012W/kg
- Electronics: DAE4 Sn1259; Calibrated: 7/16/2020
- Probe: EX3DV4 - SN3990; ConvF(6.9, 6.9, 6.9) @ 3840 MHz; Calibrated: 2/5/2021
- Sensor-Surface: 2.5mm (Mechanical Surface Detection)
- Phantom: Twin-SAM V8.0 (20deg probe tilt); Type: QD 000 P41 Ax; Serial: xxxx

**Edge 2/QPSK RB 1,137 ch 656000/Area Scan (8x18x1):** Measurement grid: dx=12mm, dy=12mm

Maximum value of SAR (measured) = 0.914 W/kg

**Edge 2/QPSK RB 1,137 ch 656000/Zoom Scan (7x7x8)/Cube 0:** Measurement grid: dx=5mm, dy=5mm, dz=4mm

Reference Value = 17.68 V/m; Power Drift = -0.04 dB

Peak SAR (extrapolated) = 1.70 W/kg

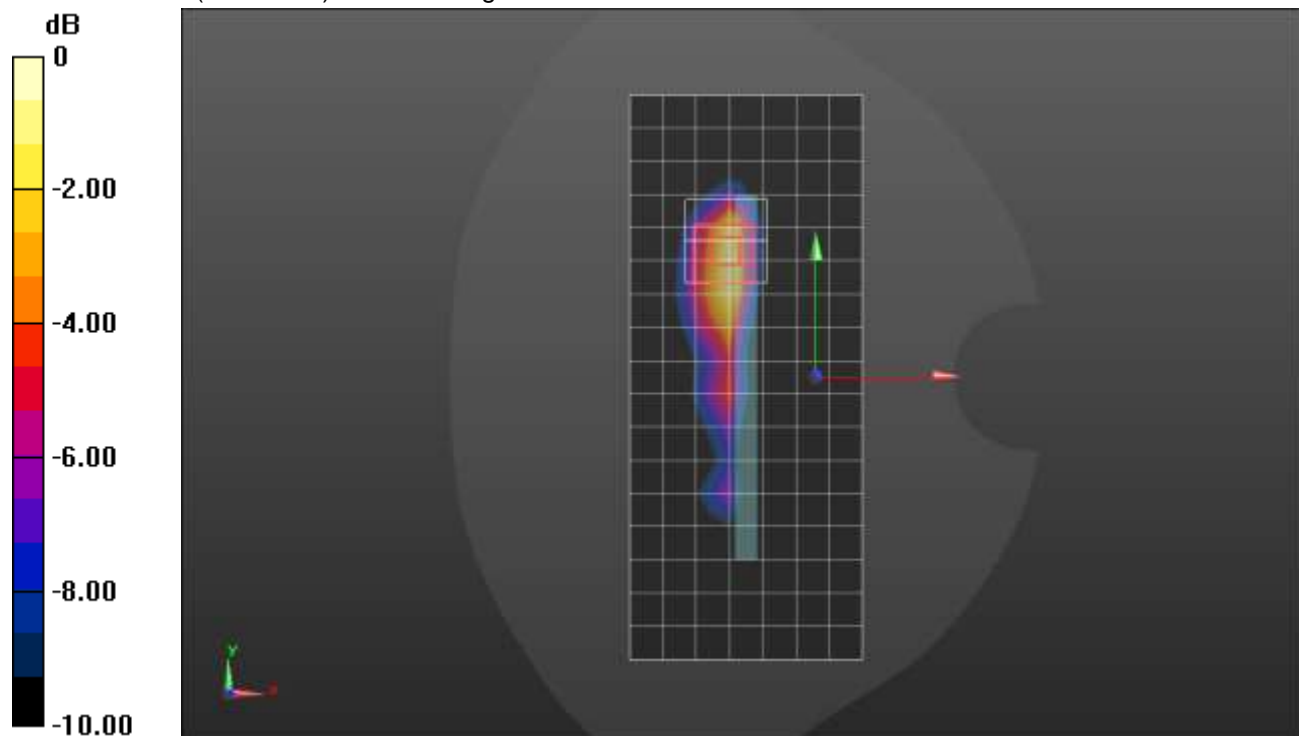
Peak SAR (extrapolated) = 1.70 W/kg

**SAR(1 g) = 0.596 W/kg; SAR(10 g) = 0.224 W/kg**

Smallest distance from peaks to all points 3 dB below = 7 mm

Ratio of SAR at M2 to SAR at M1 = 40.9%

Maximum value of SAR (measured) = 0.969 W/kg



0 dB = 0.969 W/kg = -0.14 dBW/kg

### n77 ANT 8 Block C

Frequency: 3840 MHz; Duty Cycle: 1:1; Room Ambient Temperature: 24.0°C; Liquid Temperature: 23.0°C

Medium parameters used:  $f = 3840$  MHz;  $\sigma = 3.144$  S/m;  $\epsilon_r = 38.878$ ;  $\rho = 1000$  kg/m<sup>3</sup>

DASY5 Configuration:

- Area Scan Setting: Find Secondary Maximum Within: 2.0 dB and with a peak SAR value greater than 0.0012W/kg
- Electronics: DAE4 Sn1248; Calibrated: 2/19/2021
- Probe: EX3DV4 - SN7582; ConvF(7.01, 7.01, 7.01) @ 3840 MHz; Calibrated: 3/1/2021
- Sensor-Surface: 2.5mm (Mechanical Surface Detection (Locations From Previous Scan Used)), Sensor-Surface: 2.5mm (Mechanical Surface Detection)
- Phantom: Twin-SAM V8.0 (20deg probe tilt); Type: QD 000 P41 Ax; Serial: xxxx

**RHS/Tilt\_QPSK RB 1,137 ch 656000/Area Scan (9x15x1):** Measurement grid: dx=12mm, dy=12mm

Maximum value of SAR (measured) = 1.20 W/kg

**RHS/Tilt\_QPSK RB 1,137 ch 656000/Zoom Scan (7x7x8)/Cube 0:** Measurement grid: dx=5mm, dy=5mm, dz=4mm

Reference Value = 23.19 V/m; Power Drift = -0.09 dB

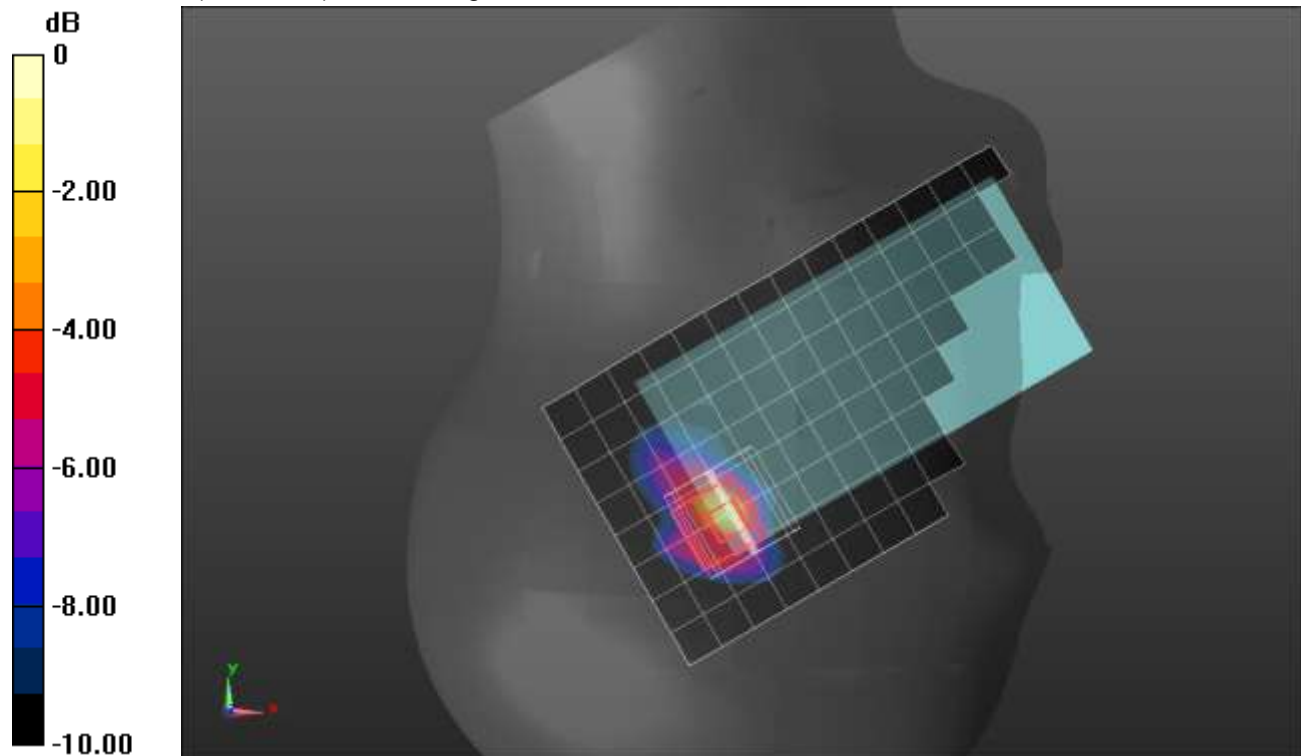
Peak SAR (extrapolated) = 2.52 W/kg

**SAR(1 g) = 0.893 W/kg; SAR(10 g) = 0.303 W/kg**

Smallest distance from peaks to all points 3 dB below = 5.4 mm

Ratio of SAR at M2 to SAR at M1 = 54.1%

Maximum value of SAR (measured) = 1.38 W/kg



0 dB = 1.38 W/kg = 1.40 dBW/kg

### n77 ANT 8 Block C

Frequency: 3840 MHz; Duty Cycle: 1:1; Room Ambient Temperature: 24.0°C; Liquid Temperature: 23.0°C  
 Medium parameters used:  $f = 3840 \text{ MHz}$ ;  $\sigma = 3.144 \text{ S/m}$ ;  $\epsilon_r = 38.878$ ;  $\rho = 1000 \text{ kg/m}^3$

DASY5 Configuration:

- Area Scan Setting: Find Secondary Maximum Within: 2.0 dB and with a peak SAR value greater than 0.0012W/kg
- Electronics: DAE4 Sn1248; Calibrated: 2/19/2021
- Probe: EX3DV4 - SN7582; ConvF(7.01, 7.01, 7.01) @ 3840 MHz; Calibrated: 3/1/2021
- Sensor-Surface: 2.5mm (Mechanical Surface Detection)
- Phantom: Twin-SAM V8.0 (20deg probe tilt); Type: QD 000 P41 Ax; Serial: xxxx

**Rear/QPSK RB 1,137 ch 656000/Area Scan (9x15x1):** Measurement grid: dx=12mm, dy=12mm  
 Maximum value of SAR (measured) = 0.855 W/kg

**Rear/QPSK RB 1,137 ch 656000/Zoom Scan (7x7x8)/Cube 0:** Measurement grid: dx=5mm, dy=5mm, dz=4mm

Reference Value = 22.22 V/m; Power Drift = 0.09 dB

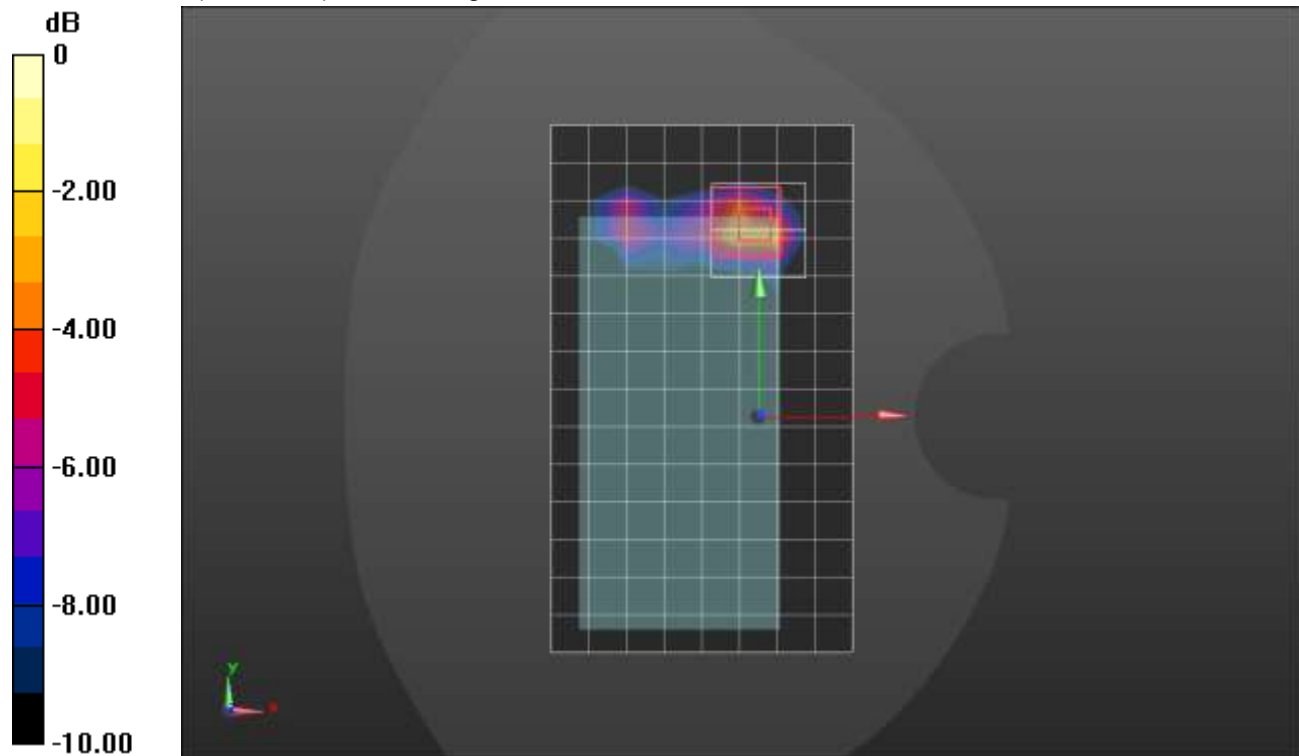
Peak SAR (extrapolated) = 2.54 W/kg

**SAR(1 g) = 0.794 W/kg; SAR(10 g) = 0.260 W/kg**

Smallest distance from peaks to all points 3 dB below = 5 mm

Ratio of SAR at M2 to SAR at M1 = 40.2%

Maximum value of SAR (measured) = 1.44 W/kg



0 dB = 1.44 W/kg = 1.58 dBW/kg

### n77 ANT 9 Block C


Frequency: 3840 MHz; Duty Cycle: 1:1; Room Ambient Temperature: 24.0°C; Liquid Temperature: 23.0°C  
 Medium parameters used:  $f = 3840 \text{ MHz}$ ;  $\sigma = 3.144 \text{ S/m}$ ;  $\epsilon_r = 38.878$ ;  $\rho = 1000 \text{ kg/m}^3$

DASY5 Configuration:

- Area Scan Setting: Find Secondary Maximum Within: 2.0 dB and with a peak SAR value greater than 0.0012W/kg
- Electronics: DAE4 Sn1248; Calibrated: 2/19/2021
- Probe: EX3DV4 - SN7582; ConvF(7.01, 7.01, 7.01) @ 3840 MHz; Calibrated: 3/1/2021
- Sensor-Surface: 2.5mm (Mechanical Surface Detection)
- Phantom: Twin-SAM V8.0 (20deg probe tilt); Type: QD 000 P41 Ax; Serial: xxxx

**LHS/Touch\_QPSK RB 1,137 ch 656000/Area Scan (11x18x1):** Measurement grid: dx=12mm, dy=12mm  
 Maximum value of SAR (measured) = 0.524 W/kg

**LHS/Touch\_QPSK RB 1,137 ch 656000/Zoom Scan (7x7x8)/Cube 0:** Measurement grid: dx=5mm, dy=5mm, dz=4mm  
 Reference Value = 13.95 V/m; Power Drift = 0.11 dB  
 Peak SAR (extrapolated) = 0.985 W/kg  
**SAR(1 g) = 0.396 W/kg; SAR(10 g) = 0.168 W/kg**  
 Smallest distance from peaks to all points 3 dB below = 6.5 mm  
 Ratio of SAR at M2 to SAR at M1 = 50.1%  
 Maximum value of SAR (measured) = 0.599 W/kg



0 dB = 0.599 W/kg = -2.23 dBW/kg

### n77 ANT 9 Block C

Frequency: 3840 MHz; Duty Cycle: 1:1; Room Ambient Temperature: 24.0°C; Liquid Temperature: 23.0°C  
 Medium parameters used:  $f = 3840 \text{ MHz}$ ;  $\sigma = 3.208 \text{ S/m}$ ;  $\epsilon_r = 36.345$ ;  $\rho = 1000 \text{ kg/m}^3$

DASY5 Configuration:

- Area Scan Setting: Find Secondary Maximum Within: 2.0 dB and with a peak SAR value greater than 0.0012W/kg
- Electronics: DAE4 Sn1259; Calibrated: 7/16/2020
- Probe: EX3DV4 - SN3990; ConvF(6.9, 6.9, 6.9) @ 3840 MHz; Calibrated: 2/5/2021
- Sensor-Surface: 2.5mm (Mechanical Surface Detection)
- Phantom: Twin-SAM V8.0 (20deg probe tilt); Type: QD 000 P41 Ax; Serial: xxxx

**Rear/QPSK RB 135,69 ch 656000/Area Scan (10x16x1):** Measurement grid: dx=12mm, dy=12mm  
 Maximum value of SAR (measured) = 1.14 W/kg

**Rear/QPSK RB 135,69 ch 656000/Zoom Scan (7x7x8)/Cube 0:** Measurement grid: dx=5mm, dy=5mm, dz=4mm

Reference Value = 19.98 V/m; Power Drift = -0.06 dB

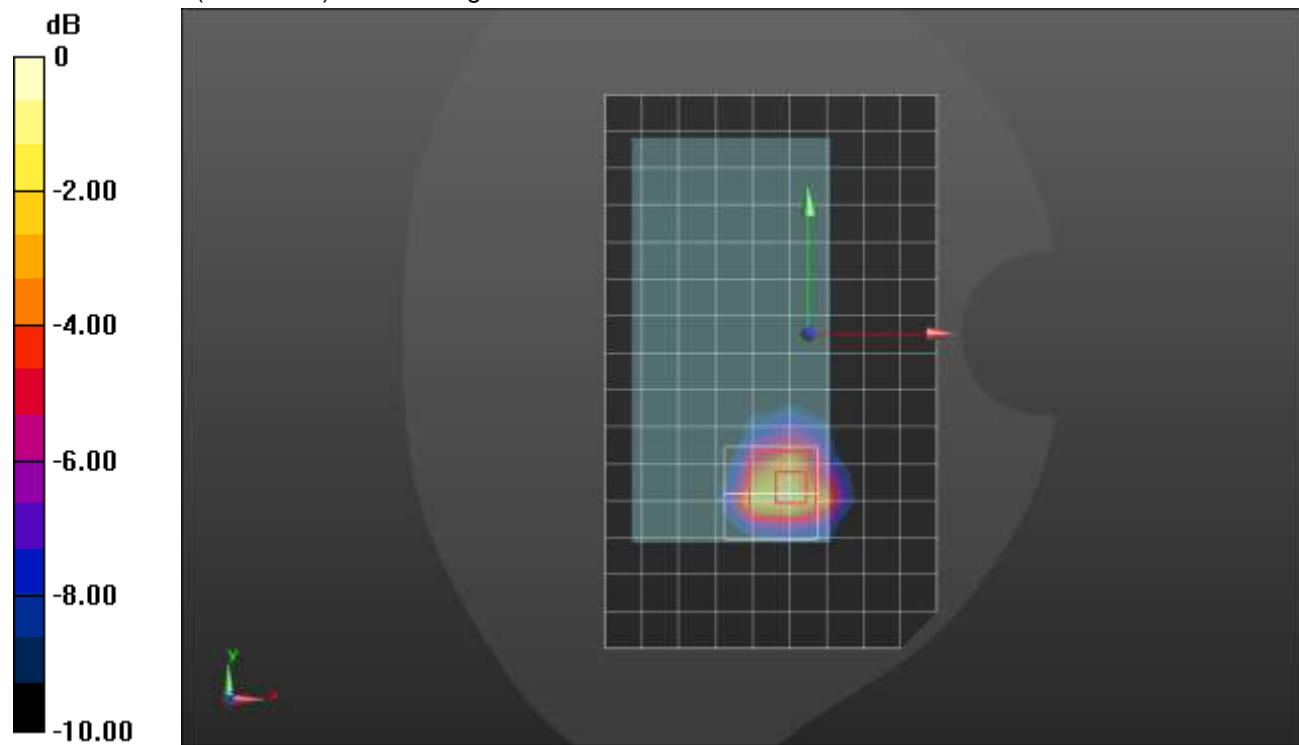
Peak SAR (extrapolated) = 2.41 W/kg

**SAR(1 g) = 0.851 W/kg; SAR(10 g) = 0.319 W/kg**

Smallest distance from peaks to all points 3 dB below = 6.3 mm

Ratio of SAR at M2 to SAR at M1 = 41.9%

Maximum value of SAR (measured) = 1.38 W/kg



0 dB = 1.38 W/kg = 1.40 dBW/kg



### n77 ANT 4 Block C

Frequency: 3840 MHz; Duty Cycle: 1:1; Room Ambient Temperature: 24.0°C; Liquid Temperature: 23.0°C

Medium parameters used:  $f = 3840 \text{ MHz}$ ;  $\sigma = 3.144 \text{ S/m}$ ;  $\epsilon_r = 38.878$ ;  $\rho = 1000 \text{ kg/m}^3$

DASY5 Configuration:

- Area Scan Setting: Find Secondary Maximum Within: 2.0 dB and with a peak SAR value greater than 0.0012W/kg
- Electronics: DAE4 Sn1248; Calibrated: 2/19/2021
- Probe: EX3DV4 - SN7582; ConvF(7.01, 7.01, 7.01) @ 3840 MHz; Calibrated: 3/1/2021
- Sensor-Surface: 2.5mm (Mechanical Surface Detection)
- Phantom: Twin-SAM V8.0 (20deg probe tilt); Type: QD 000 P41 Ax; Serial: xxxx

**LHS/Touch\_QPSK RB 1,137 ch 656000/Area Scan (9x15x1):** Measurement grid: dx=12mm, dy=12mm

Maximum value of SAR (measured) = 1.25 W/kg

**LHS/Touch\_QPSK RB 1,137 ch 656000/Zoom Scan (7x7x8)/Cube 0:** Measurement grid: dx=5mm, dy=5mm, dz=4mm

Reference Value = 20.93 V/m; Power Drift = -0.15 dB

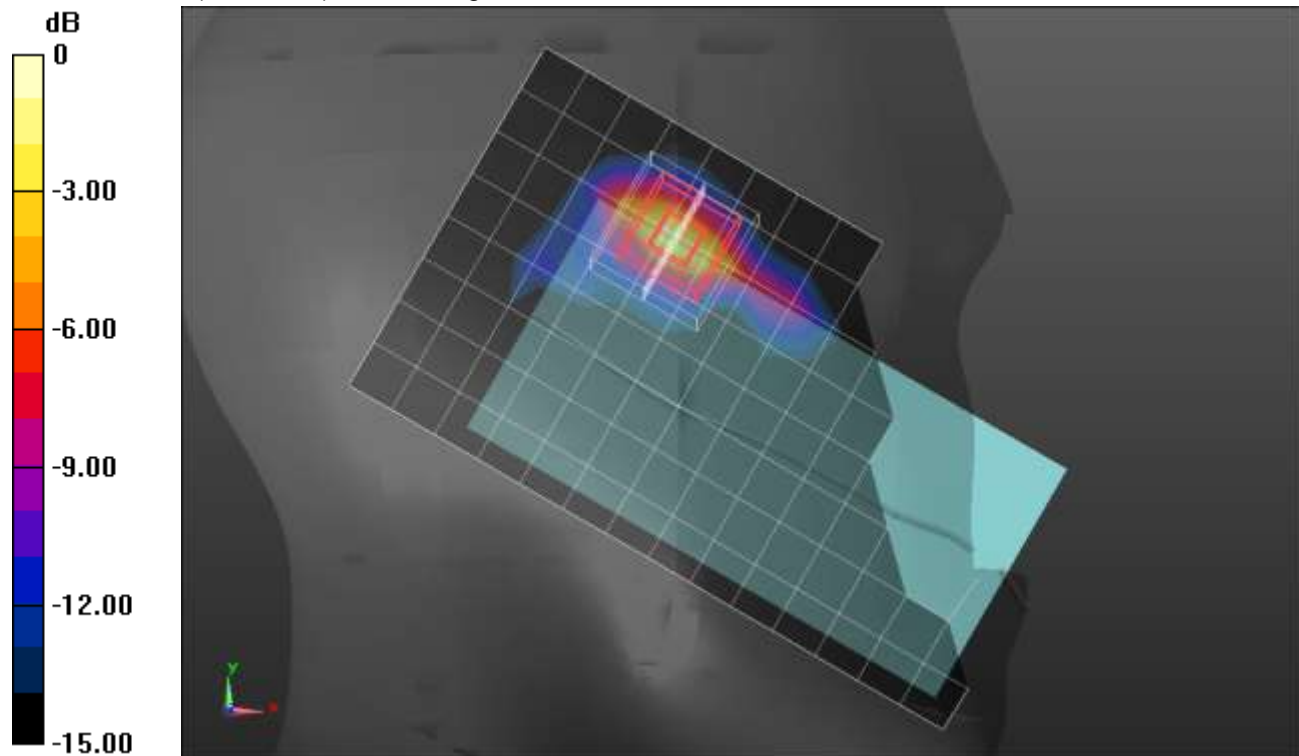
Peak SAR (extrapolated) = 2.54 W/kg

**SAR(1 g) = 0.745 W/kg; SAR(10 g) = 0.220 W/kg**

Smallest distance from peaks to all points 3 dB below = 5 mm

Ratio of SAR at M2 to SAR at M1 = 41.6%

Maximum value of SAR (measured) = 1.34 W/kg



0 dB = 1.34 W/kg = 1.27 dBW/kg

### n77 ANT 4 Block C

Frequency: 3840 MHz; Duty Cycle: 1:1; Room Ambient Temperature: 24.0°C; Liquid Temperature: 23.0°C

Medium parameters used:  $f = 3840$  MHz;  $\sigma = 3.359$  S/m;  $\epsilon_r = 38.051$ ;  $\rho = 1000$  kg/m<sup>3</sup>

DASY5 Configuration:

- Area Scan Setting: Find Secondary Maximum Within: 2.0 dB and with a peak SAR value greater than 0.0012W/kg
- Electronics: DAE4 Sn1259; Calibrated: 7/16/2020
- Probe: EX3DV4 - SN3990; ConvF(6.9, 6.9, 6.9) @ 3840 MHz; Calibrated: 2/5/2021
- Sensor-Surface: 2.5mm (Mechanical Surface Detection)
- Phantom: Twin-SAM V8.0 (20deg probe tilt); Type: QD 000 P41 Ax; Serial: xxxx

**Rear/QPSK RB 1,137 ch 656000/Area Scan (11x17x1):** Measurement grid: dx=12mm, dy=12mm

Maximum value of SAR (measured) = 0.745 W/kg

**Rear/QPSK RB 1,137 ch 656000/Zoom Scan (7x7x8)/Cube 0:** Measurement grid: dx=5mm, dy=5mm, dz=4mm

Reference Value = 16.40 V/m; Power Drift = 0.01 dB

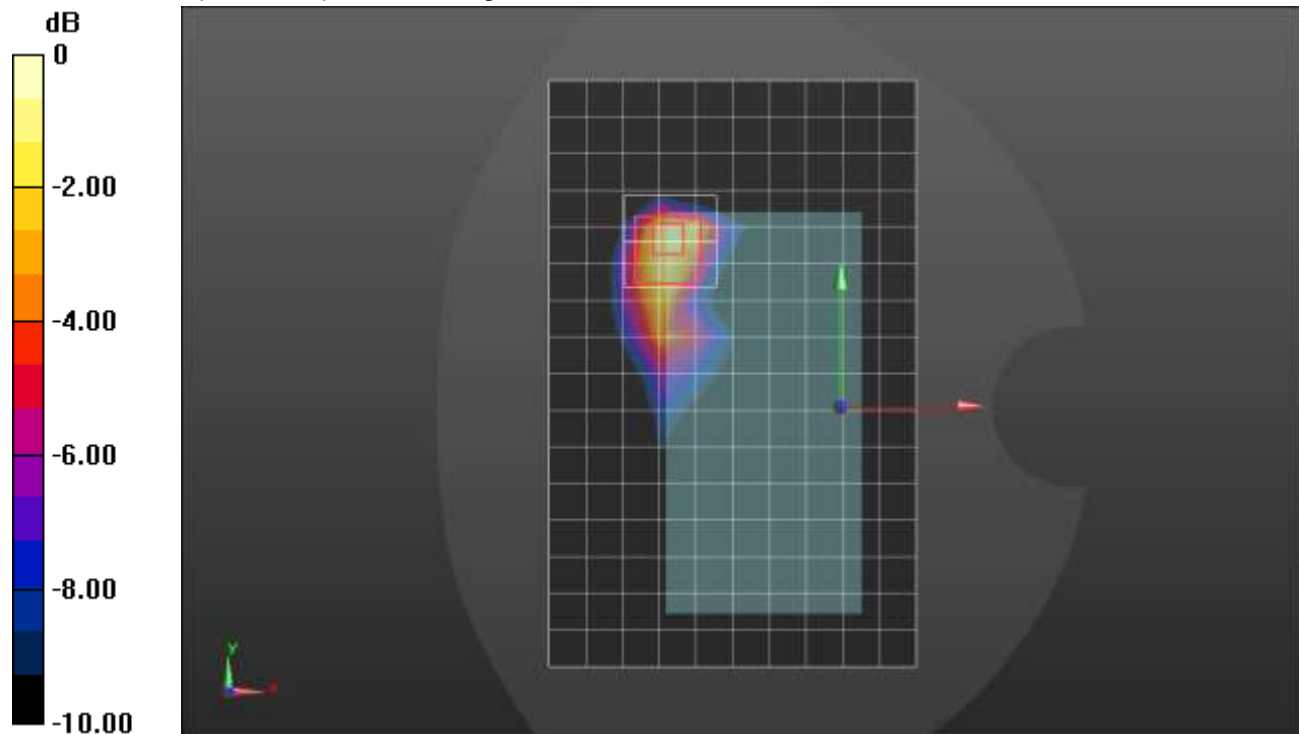
Peak SAR (extrapolated) = 1.58 W/kg

**SAR(1 g) = 0.552 W/kg; SAR(10 g) = 0.209 W/kg**

Smallest distance from peaks to all points 3 dB below = 6 mm

Ratio of SAR at M2 to SAR at M1 = 41.3%

Maximum value of SAR (measured) = 0.842 W/kg



0 dB = 0.842 W/kg = -0.75 dBW/kg

### n77 ANT 4 Block C

Frequency: 3840 MHz; Duty Cycle: 1:1; Room Ambient Temperature: 24.0°C; Liquid Temperature: 23.0°C

Medium parameters used:  $f = 3840 \text{ MHz}$ ;  $\sigma = 3.359 \text{ S/m}$ ;  $\epsilon_r = 38.051$ ;  $\rho = 1000 \text{ kg/m}^3$

DASY5 Configuration:

- Area Scan Setting: Find Secondary Maximum Within: 2.0 dB and with a peak SAR value greater than 0.0012W/kg
- Electronics: DAE4 Sn1259; Calibrated: 7/16/2020
- Probe: EX3DV4 - SN3990; ConvF(6.9, 6.9, 6.9) @ 3840 MHz; Calibrated: 2/5/2021
- Sensor-Surface: 2.5mm (Mechanical Surface Detection)
- Phantom: Twin-SAM V8.0 (20deg probe tilt); Type: QD 000 P41 Ax; Serial: xxxx

**Edge 2/QPSK RB 1,137 ch 656000/Area Scan (7x16x1):** Measurement grid: dx=12mm, dy=12mm

Maximum value of SAR (measured) = 0.933 W/kg

**Edge 2/QPSK RB 1,137 ch 656000/Zoom Scan (7x7x8)/Cube 0:** Measurement grid: dx=5mm, dy=5mm, dz=4mm

Reference Value = 17.49 V/m; Power Drift = -0.14 dB

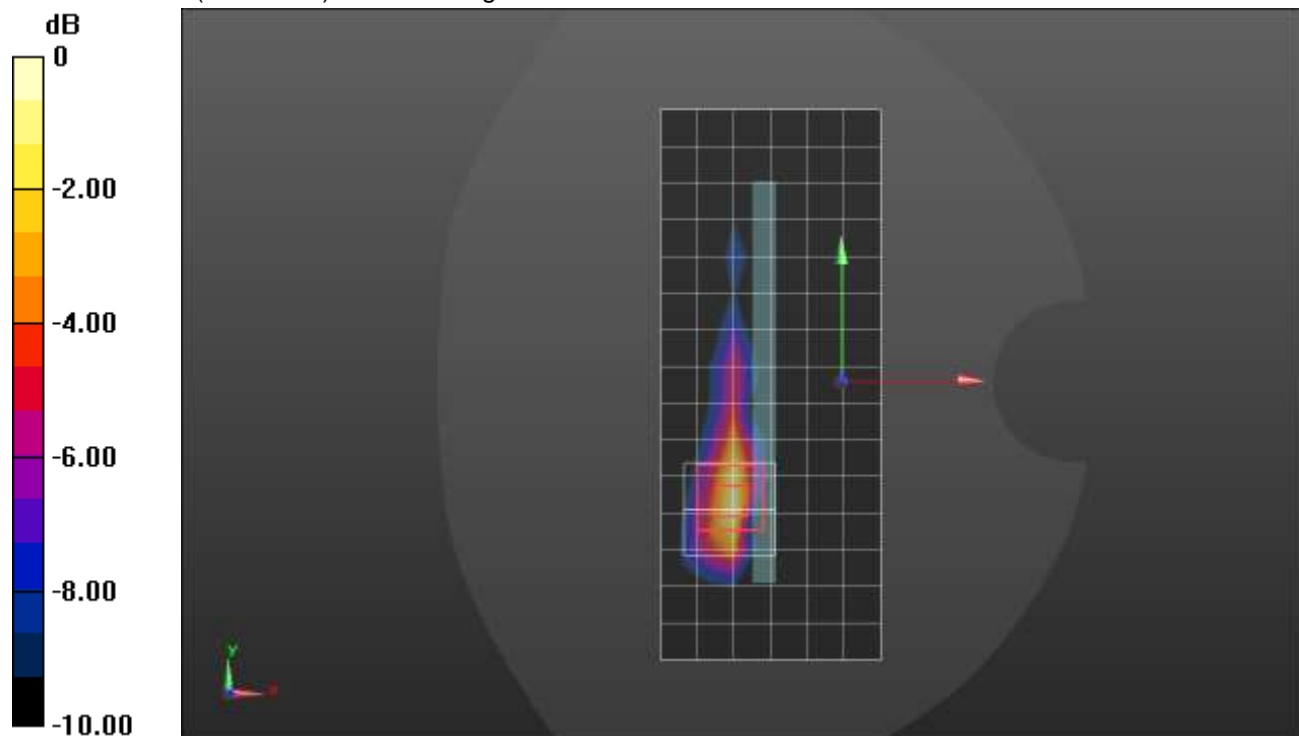
Peak SAR (extrapolated) = 1.63 W/kg

**SAR(1 g) = 0.583 W/kg; SAR(10 g) = 0.205 W/kg**

Smallest distance from peaks to all points 3 dB below = 6 mm

Ratio of SAR at M2 to SAR at M1 = 43.5%

Maximum value of SAR (measured) = 0.950 W/kg



0 dB = 0.950 W/kg = -0.22 dBW/kg