

2020-08-28_SystemPerformanceCheck-D3900V2 SN 1052

Frequency: 3900 MHz; Duty Cycle: 1:1; Room Ambient Temperature: 24.0°C; Liquid Temperature: 23.0°C

Medium parameters used: $f = 3900$ MHz; $\sigma = 3.183$ S/m; $\epsilon_r = 37.431$; $\rho = 1000$ kg/m³

DASY5 Configuration:

- Area Scan Setting: Find Secondary Maximum Within: 2.0 dB and with a peak SAR value greater than 0.0012W/kg
- Electronics: DAE4 Sn1258; Calibrated: 5/13/2020
- Probe: EX3DV4 - SN3794; ConvF(6.2, 6.2, 6.2) @ 3900 MHz; Calibrated: 2/14/2020
- Sensor-Surface: 2.5mm (Mechanical Surface Detection)
- Phantom: Twin-SAM V8.0 (20deg probe tilt); Type: QD 000 P41 AA; Serial: 1948

Head/Pin=100 mW/Area Scan (8x8x1): Measurement grid: dx=12mm, dy=12mm

Maximum value of SAR (measured) = 8.24 W/kg

Head/Pin=100 mW/Zoom Scan (8x8x8)/Cube 0: Measurement grid: dx=4.3mm, dy=4.3mm, dz=3mm

Reference Value = 60.21 V/m; Power Drift = -0.12 dB

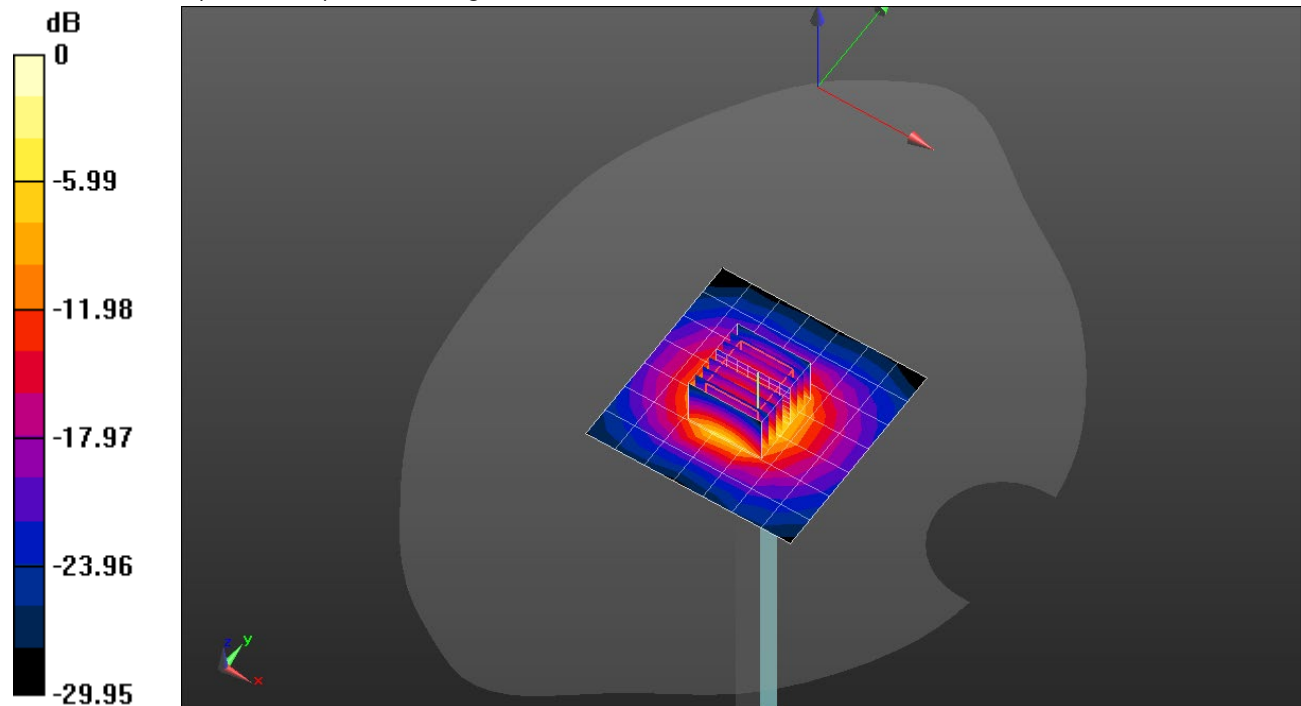
Peak SAR (extrapolated) = 17.5 W/kg

SAR(1 g) = 6.47 W/kg; SAR(10 g) = 2.31 W/kg

Smallest distance from peaks to all points 3 dB below = 8.2 mm

Ratio of SAR at M2 to SAR at M1 = 53.7%

Maximum value of SAR (measured) = 9.76 W/kg



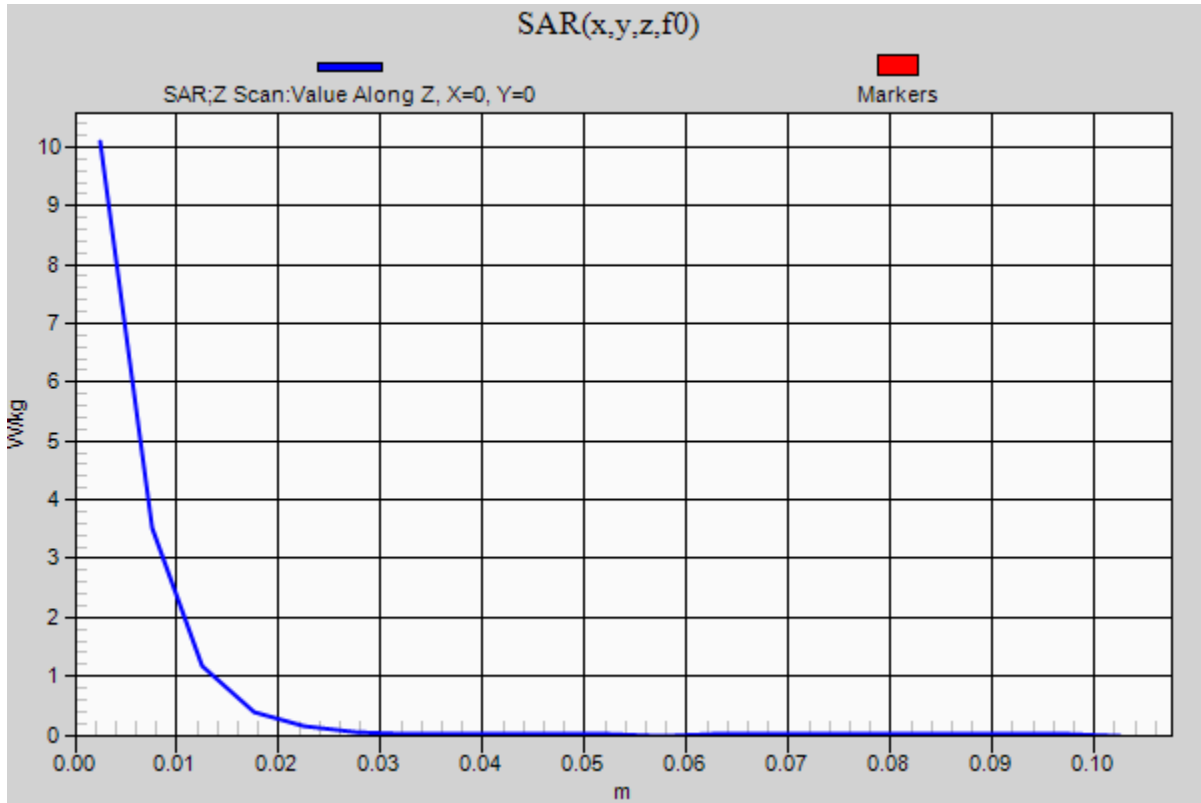
0 dB = 9.76 W/kg = 9.89 dBW/kg

2020-08-28_SystemPerformanceCheck-D3900V2 SN 1052

Frequency: 3900 MHz; Duty Cycle: 1:1

Head/Pin=100 mW/Z Scan (1x1x21): Measurement grid: dx=20mm, dy=20mm, dz=5mm

Maximum value of SAR (measured) = 10.1 W/kg



2020-08-28_SystemPerformanceCheck-D3900V2 SN 1052

Frequency: 3900 MHz; Duty Cycle: 1:1; Room Ambient Temperature: 24.0°C; Liquid Temperature: 23.0°C
 Medium parameters used: $f = 3900 \text{ MHz}$; $\sigma = 3.182 \text{ S/m}$; $\epsilon_r = 37.501$; $\rho = 1000 \text{ kg/m}^3$

DASY5 Configuration:

- Area Scan Setting: Find Secondary Maximum Within: 2.0 dB and with a peak SAR value greater than 0.0012W/kg
- Electronics: DAE4 Sn1545; Calibrated: 4/15/2020
- Probe: EX3DV4 - SN7463; ConvF(6.39, 6.39, 6.39) @ 3900 MHz; Calibrated: 7/24/2020
- Sensor-Surface: 2.5mm (Mechanical Surface Detection)
- Phantom: Twin-SAM V5.0 (20deg probe tilt); Type: QD000P40CD; Serial: 1629

Head/Pin=100 mW/Area Scan (8x8x1): Measurement grid: dx=12mm, dy=12mm

Maximum value of SAR (measured) = 8.84 W/kg

Head/Pin=100 mW/Zoom Scan (8x8x8)/Cube 0: Measurement grid: dx=4.3mm, dy=4.3mm, dz=3mm

Reference Value = 53.48 V/m; Power Drift = 0.03 dB


Peak SAR (extrapolated) = 16.1 W/kg

SAR(1 g) = 6.42 W/kg; SAR(10 g) = 2.36 W/kg

Smallest distance from peaks to all points 3 dB below = 8.5 mm

Ratio of SAR at M2 to SAR at M1 = 58.2%

Maximum value of SAR (measured) = 9.78 W/kg



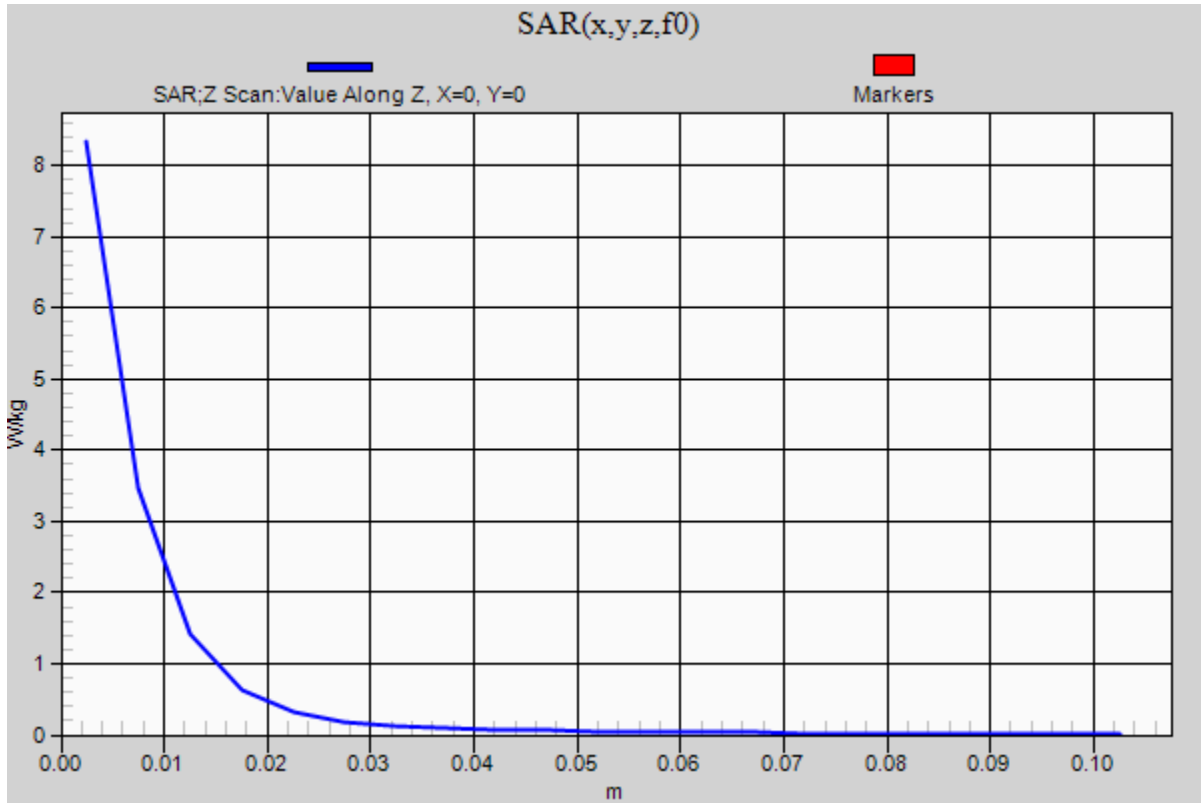
0 dB = 9.78 W/kg = 9.90 dBW/kg

2020-08-28_SystemPerformanceCheck-D3900V2 SN 1052

Frequency: 3900 MHz; Duty Cycle: 1:1

Head/Pin=100 mW/Z Scan (1x1x21): Measurement grid: dx=20mm, dy=20mm, dz=5mm

Maximum value of SAR (measured) = 8.33 W/kg



2020-09-01_SystemPerformanceCheck-D3500V2 SN 1011

Frequency: 3500 MHz; Duty Cycle: 1:1; Room Ambient Temperature: 24.0°C; Liquid Temperature: 23.0°C
 Medium parameters used: $f = 3500$ MHz; $\sigma = 2.994$ S/m; $\epsilon_r = 39.286$; $\rho = 1000$ kg/m³

DASY5 Configuration:

- Area Scan Setting: Find Secondary Maximum Within: 2.0 dB and with a peak SAR value greater than 0.0012W/kg
- Electronics: DAE4 Sn1545; Calibrated: 4/15/2020
- Probe: EX3DV4 - SN7463; ConvF(6.6, 6.6, 6.6) @ 3500 MHz; Calibrated: 7/24/2020
- Sensor-Surface: 2.5mm (Mechanical Surface Detection)
- Phantom: Twin-SAM V5.0 (20deg probe tilt); Type: QD000P40CD; Serial: 1629

Head/Pin=100 mW/Area Scan (8x8x1): Measurement grid: dx=12mm, dy=12mm

Maximum value of SAR (measured) = 10.1 W/kg

Head/Pin=100 mW/Zoom Scan (8x8x8)/Cube 0: Measurement grid: dx=4.3mm, dy=4.3mm, dz=3mm

Reference Value = 53.50 V/m; Power Drift = -0.04 dB


Peak SAR (extrapolated) = 17.1 W/kg

SAR(1 g) = 7.24 W/kg; SAR(10 g) = 2.89 W/kg

Smallest distance from peaks to all points 3 dB below = 8.6 mm

Ratio of SAR at M2 to SAR at M1 = 60.2%

Maximum value of SAR (measured) = 10.6 W/kg



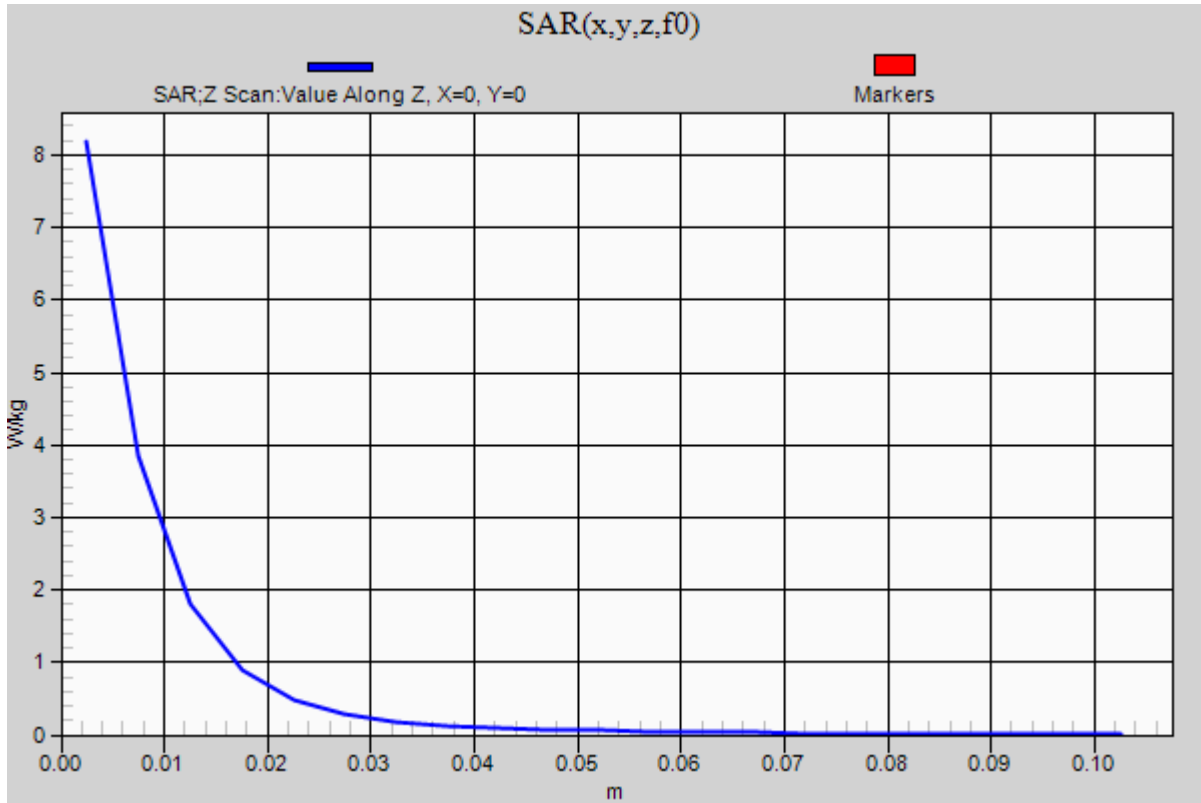
0 dB = 10.6 W/kg = 10.25 dBW/kg

2020-09-01_SystemPerformanceCheck-D3500V2 SN 1011

Frequency: 3500 MHz; Duty Cycle: 1:1

Head/Pin=100 mW/Z Scan (1x1x21): Measurement grid: dx=20mm, dy=20mm, dz=5mm

Maximum value of SAR (measured) = 8.18 W/kg



2020-09-28_SystemPerformanceCheck-D2600V2 SN 1006

Frequency: 2600 MHz; Duty Cycle: 1:1; Room Ambient Temperature: 24.0°C; Liquid Temperature: 23.0°C
 Medium parameters used: $f = 2600$ MHz; $\sigma = 1.904$ S/m; $\epsilon_r = 38.349$; $\rho = 1000$ kg/m³

DASY5 Configuration:

- Area Scan Setting: Find Secondary Maximum Within: 2.0 dB and with a peak SAR value greater than 0.0012W/kg
- Electronics: DAE4 Sn1433; Calibrated: 3/17/2020
- Probe: EX3DV4 - SN3773; ConvF(6.76, 6.76, 6.76) @ 2600 MHz; Calibrated: 3/20/2020
- Sensor-Surface: 2.5mm (Mechanical Surface Detection)
- Phantom: SAM (B); Type: QD000P40CD; Serial: 1632

Head/Pin=100 mW/Area Scan (8x8x1): Measurement grid: dx=12mm, dy=12mm

Maximum value of SAR (measured) = 6.38 W/kg

Head/Pin=100 mW/Zoom Scan (7x7x7)/Cube 0: Measurement grid: dx=5mm, dy=5mm, dz=5mm

Reference Value = 63.12 V/m; Power Drift = 0.14 dB

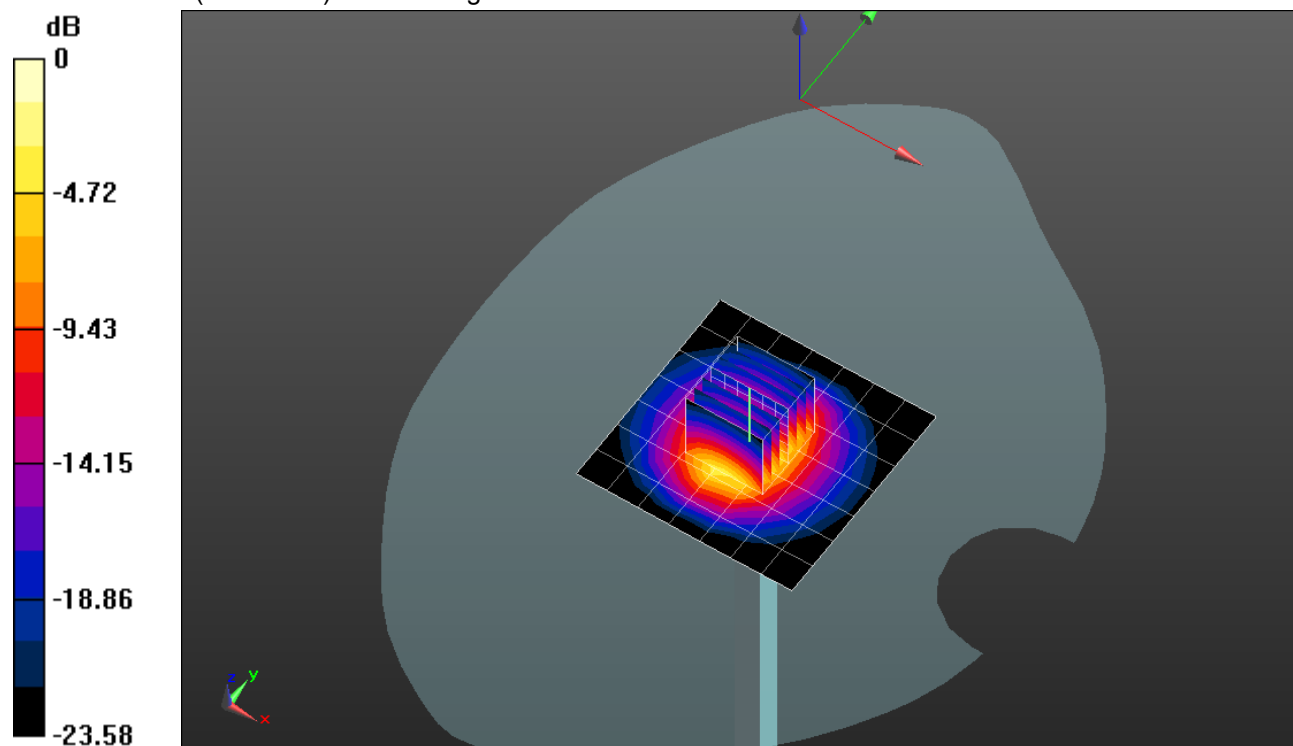
Peak SAR (extrapolated) = 11.8 W/kg

SAR(1 g) = 5.41 W/kg; SAR(10 g) = 2.41 W/kg

Smallest distance from peaks to all points 3 dB below = 9.5 mm

Ratio of SAR at M2 to SAR at M1 = 46.5%

Maximum value of SAR (measured) = 7.89 W/kg



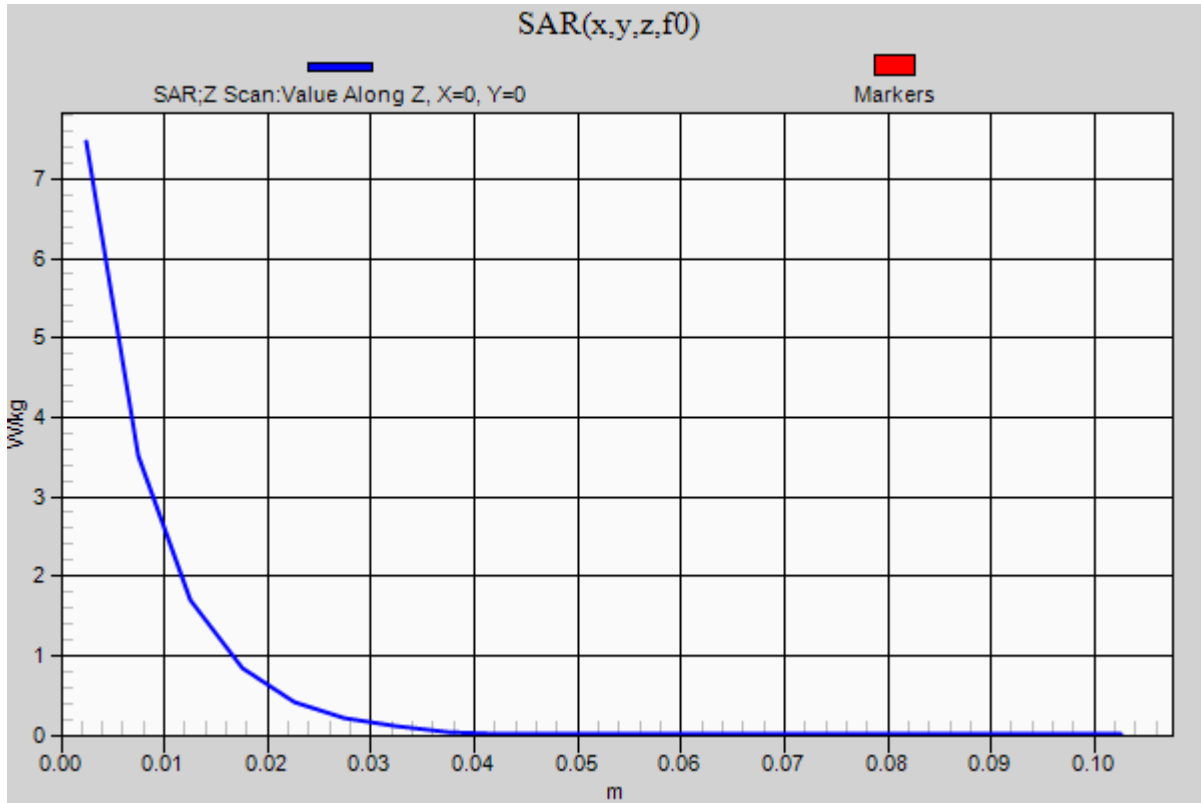
0 dB = 7.89 W/kg = 8.97 dBW/kg

2020-09-28_SystemPerformanceCheck-D2600V2 SN 1006

Frequency: 2600 MHz; Duty Cycle: 1:1

Head/Pin=100 mW/Z Scan (1x1x21): Measurement grid: dx=20mm, dy=20mm, dz=5mm

Maximum value of SAR (measured) = 7.47 W/kg



20200826_SystemPerformanceCheck-D1900V2 SN 5d140

Frequency: 1900 MHz; Duty Cycle: 1:1; Room Ambient Temperature: 24.0°C; Liquid Temperature: 23.0°C
 Medium parameters used: $f = 1900$ MHz; $\sigma = 1.413$ S/m; $\epsilon_r = 40.883$; $\rho = 1000$ kg/m³

DASY5 Configuration:

- Area Scan Setting: Find Secondary Maximum Within: 2.0 dB and with a peak SAR value greater than 0.0012W/kg
- Electronics: DAE4 Sn1377; Calibrated: 10/10/2019
- Probe: EX3DV4 - SN3989; ConvF(8.5, 8.5, 8.5) @ 1900 MHz; Calibrated: 1/23/2020
- Sensor-Surface: 2.5mm (Mechanical Surface Detection)
- Phantom: Twin-SAM V5.0 (30deg probe tilt); Type: QD 000 P40 CD; Serial: 1740

Head/Pin=100 mW/Area Scan (7x7x1): Measurement grid: dx=15mm, dy=15mm

Maximum value of SAR (measured) = 5.63 W/kg

Head/Pin=100 mW/Zoom Scan (7x7x7)/Cube 0: Measurement grid: dx=5mm, dy=5mm, dz=5mm

Reference Value = 64.46 V/m; Power Drift = -0.01 dB

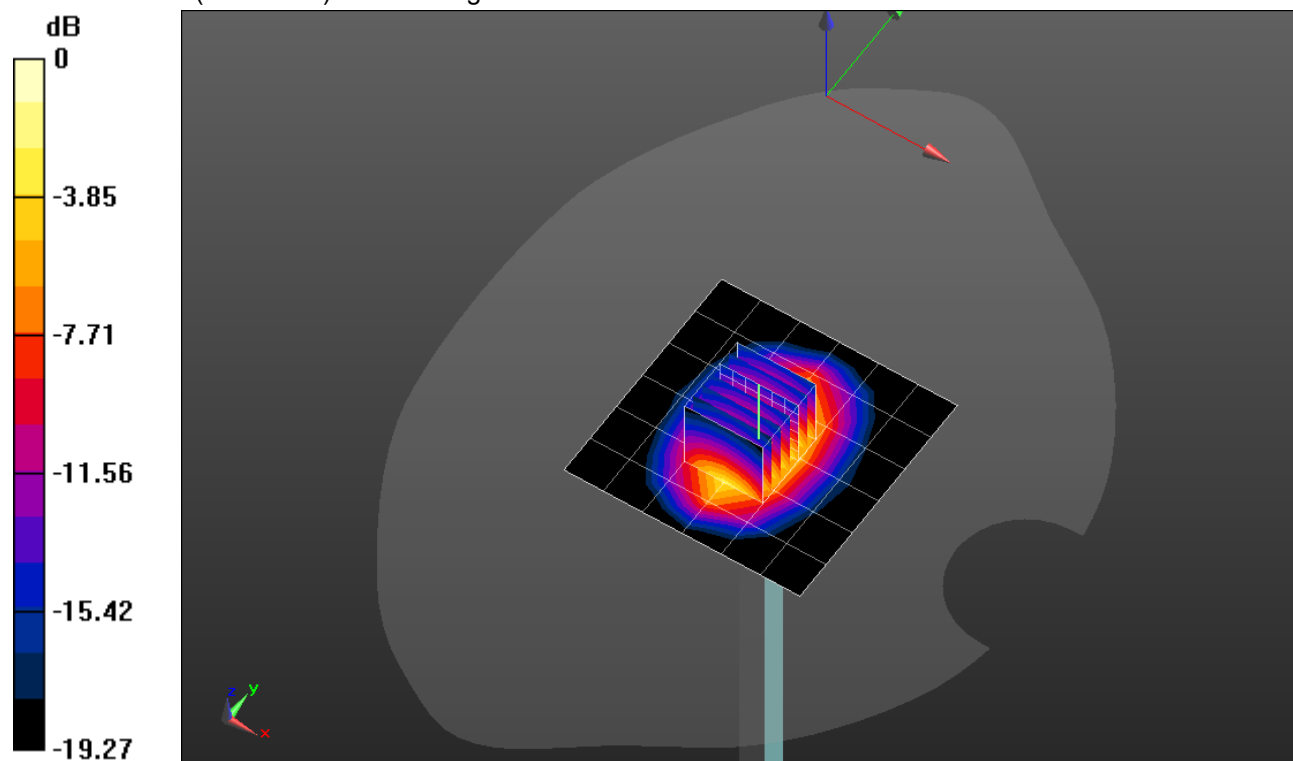
Peak SAR (extrapolated) = 8.33 W/kg

SAR(1 g) = 4.22 W/kg; SAR(10 g) = 2.14 W/kg

Smallest distance from peaks to all points 3 dB below = 10 mm

Ratio of SAR at M2 to SAR at M1 = 51.7%

Maximum value of SAR (measured) = 5.82 W/kg



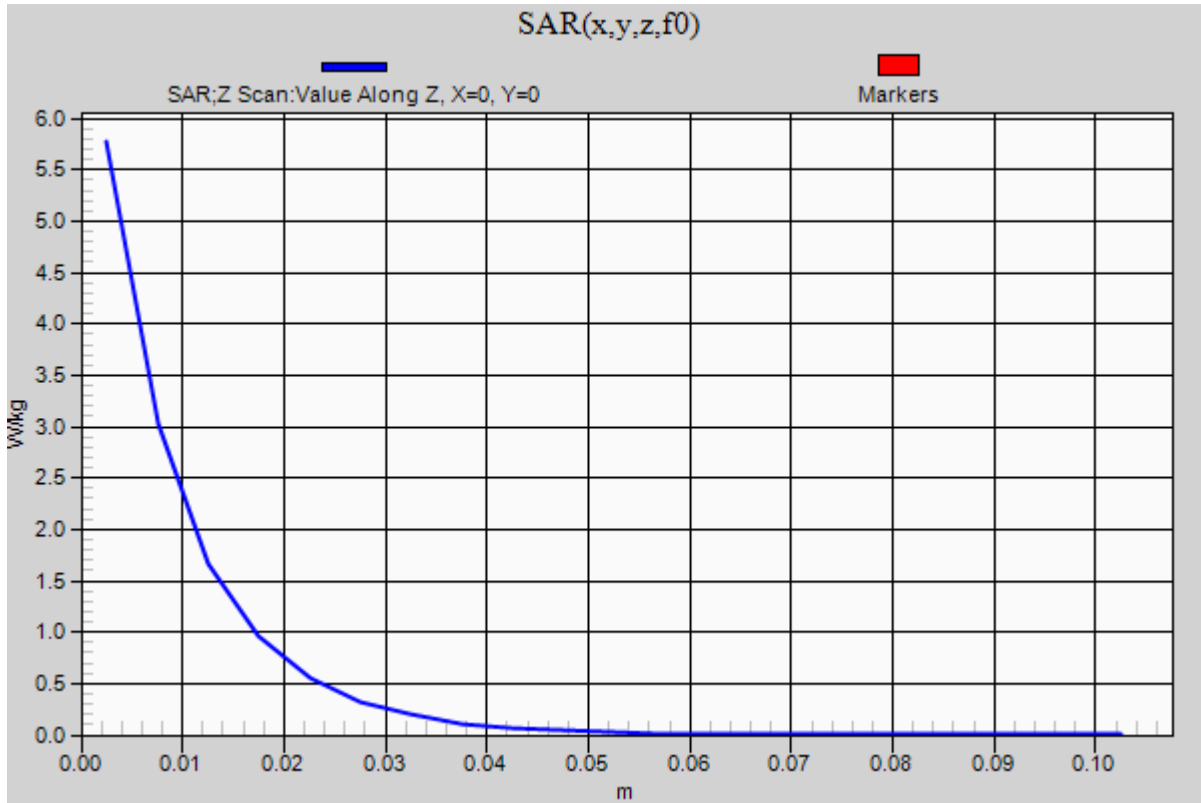
0 dB = 5.82 W/kg = 7.65 dBW/kg

20200826_SystemPerformanceCheck-D1900V2 SN 5d140

Frequency: 1900 MHz; Duty Cycle: 1:1

Head/Pin=100 mW/Z Scan (1x1x21): Measurement grid: dx=20mm, dy=20mm, dz=5mm

Maximum value of SAR (measured) = 5.77 W/kg



2020-08-26_SystemPerformanceCheck-D2300V2 SN 1002

Frequency: 2300 MHz; Duty Cycle: 1:1; Room Ambient Temperature: 24.0°C; Liquid Temperature: 23.0°C
 Medium parameters used: $f = 2300$ MHz; $\sigma = 1.668$ S/m; $\epsilon_r = 40.331$; $\rho = 1000$ kg/m³

DASY5 Configuration:

- Area Scan Setting: Find Secondary Maximum Within: 2.0 dB and with a peak SAR value greater than 0.0012W/kg
- Electronics: DAE4 Sn1377; Calibrated: 10/10/2019
- Probe: EX3DV4 - SN3989; ConvF(8.43, 8.43, 8.43) @ 2300 MHz; Calibrated: 1/23/2020
- Sensor-Surface: 2.5mm (Mechanical Surface Detection)
- Phantom: Twin-SAM V5.0 (30deg probe tilt); Type: QD 000 P40 CD; Serial: 1740

Head/Pin=100 mW/Area Scan (8x8x1): Measurement grid: dx=12mm, dy=12mm

Maximum value of SAR (measured) = 5.72 W/kg

Head/Pin=100 mW/Zoom Scan (7x7x7)/Cube 0: Measurement grid: dx=5mm, dy=5mm, dz=5mm

Reference Value = 68.27 V/m; Power Drift = 0.05 dB

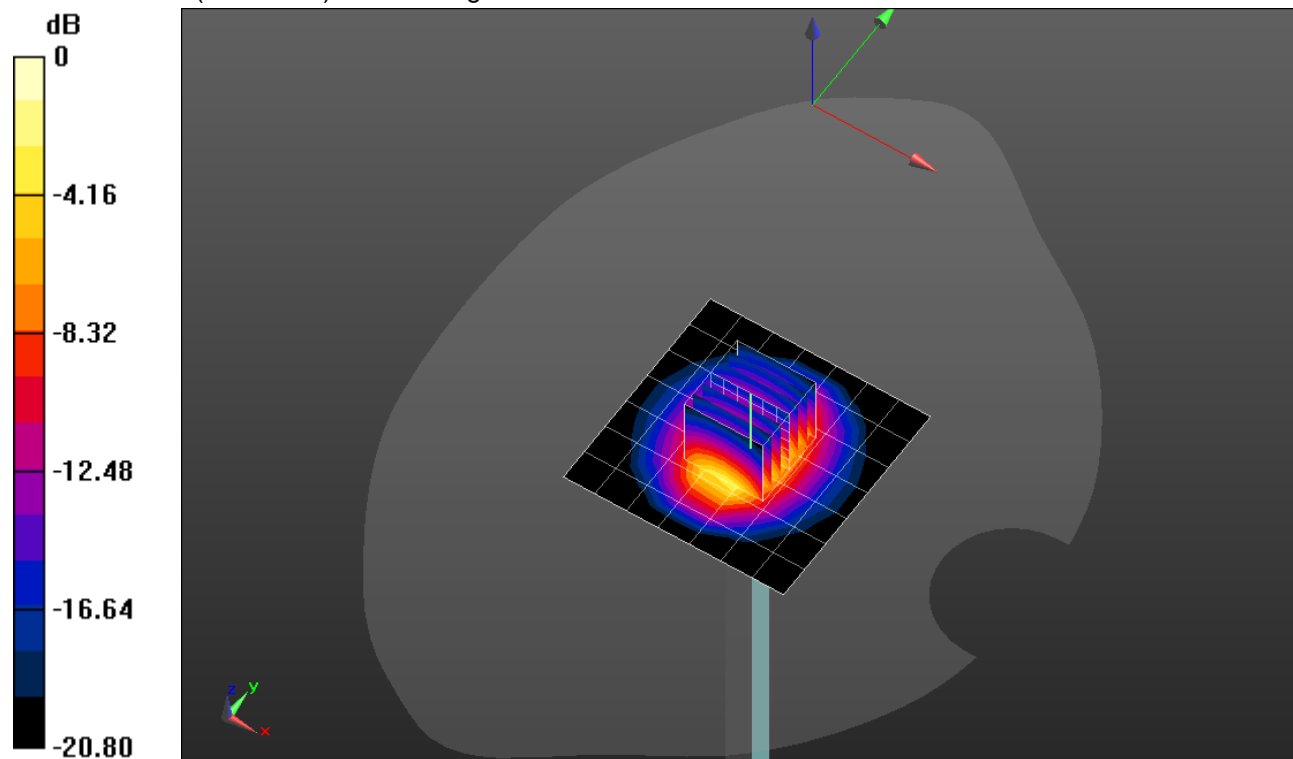
Peak SAR (extrapolated) = 11.4 W/kg

SAR(1 g) = 5.42 W/kg; SAR(10 g) = 2.58 W/kg

Smallest distance from peaks to all points 3 dB below = 10 mm

Ratio of SAR at M2 to SAR at M1 = 48.6%

Maximum value of SAR (measured) = 7.64 W/kg



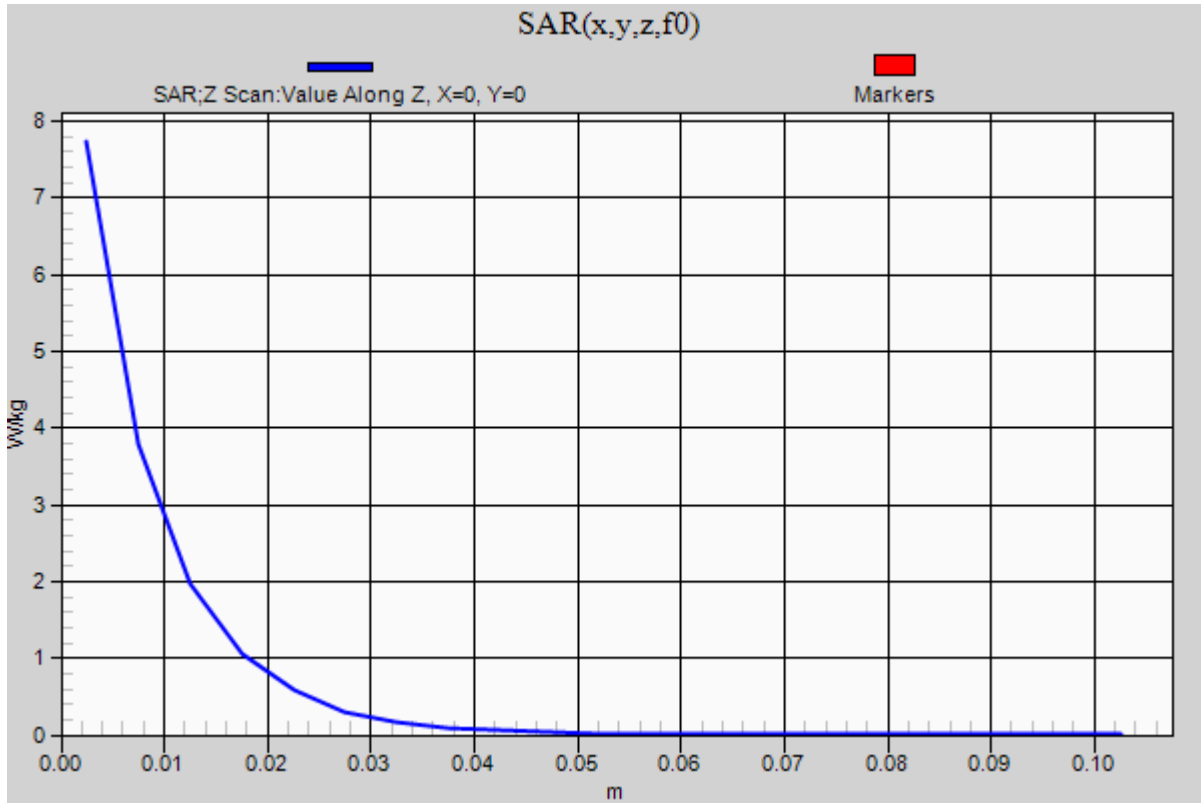
0 dB = 7.64 W/kg = 8.83 dBW/kg

2020-08-26_SystemPerformanceCheck-D2300V2 SN 1002

Frequency: 2300 MHz; Duty Cycle: 1:1

Head/Pin=100 mW/Z Scan (1x1x21): Measurement grid: dx=20mm, dy=20mm, dz=5mm

Maximum value of SAR (measured) = 7.73 W/kg



2020-09-08_SystemPerformanceCheck-D3900V2 SN 1052

Frequency: 3900 MHz; Duty Cycle: 1:1; Room Ambient Temperature: 24.0°C; Liquid Temperature: 23.0°C
 Medium parameters used: $f = 3900 \text{ MHz}$; $\sigma = 3.305 \text{ S/m}$; $\epsilon_r = 36.807$; $\rho = 1000 \text{ kg/m}^3$

DASY5 Configuration:

- Area Scan Setting: Find Secondary Maximum Within: 2.0 dB and with a peak SAR value greater than 0.0012W/kg
- Electronics: DAE4 Sn1239; Calibrated: 7/29/2020
- Probe: EX3DV4 - SN7578; ConvF(6.62, 6.62, 6.62) @ 3900 MHz; Calibrated: 2/10/2020
- Sensor-Surface: 2.5mm (Mechanical Surface Detection)
- Phantom: Twin-SAM V5.0 (30deg probe tilt); Type: QD 000 P40 CD; Serial: 1831

Head/Pin=100 mW/Area Scan (8x8x1): Measurement grid: dx=12mm, dy=12mm

Maximum value of SAR (measured) = 8.10 W/kg

Head/Pin=100 mW/Zoom Scan (8x8x8)/Cube 0: Measurement grid: dx=4.3mm, dy=4.3mm, dz=3mm

Reference Value = 59.66 V/m; Power Drift = -0.06 dB

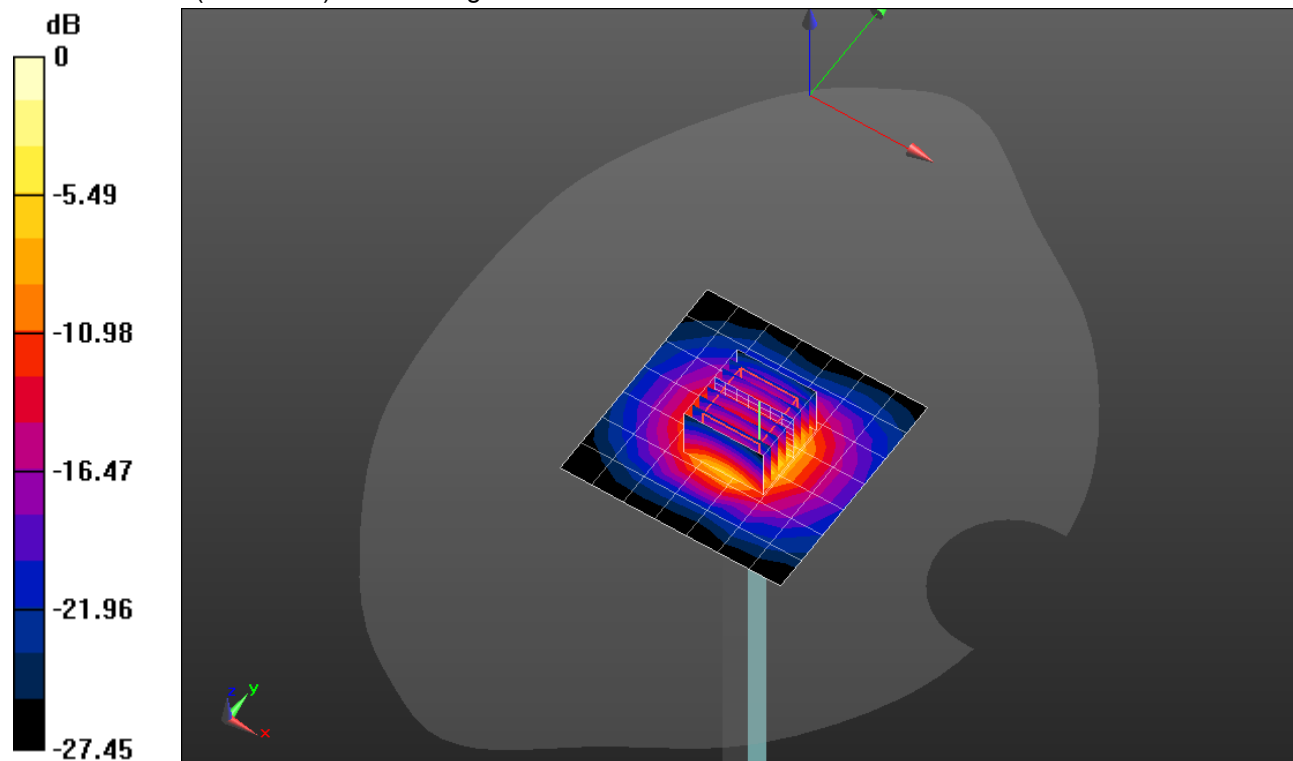
Peak SAR (extrapolated) = 18.5 W/kg

SAR(1 g) = 7.11 W/kg; SAR(10 g) = 2.59 W/kg

Smallest distance from peaks to all points 3 dB below = 8.6 mm

Ratio of SAR at M2 to SAR at M1 = 54.7%

Maximum value of SAR (measured) = 10.6 W/kg



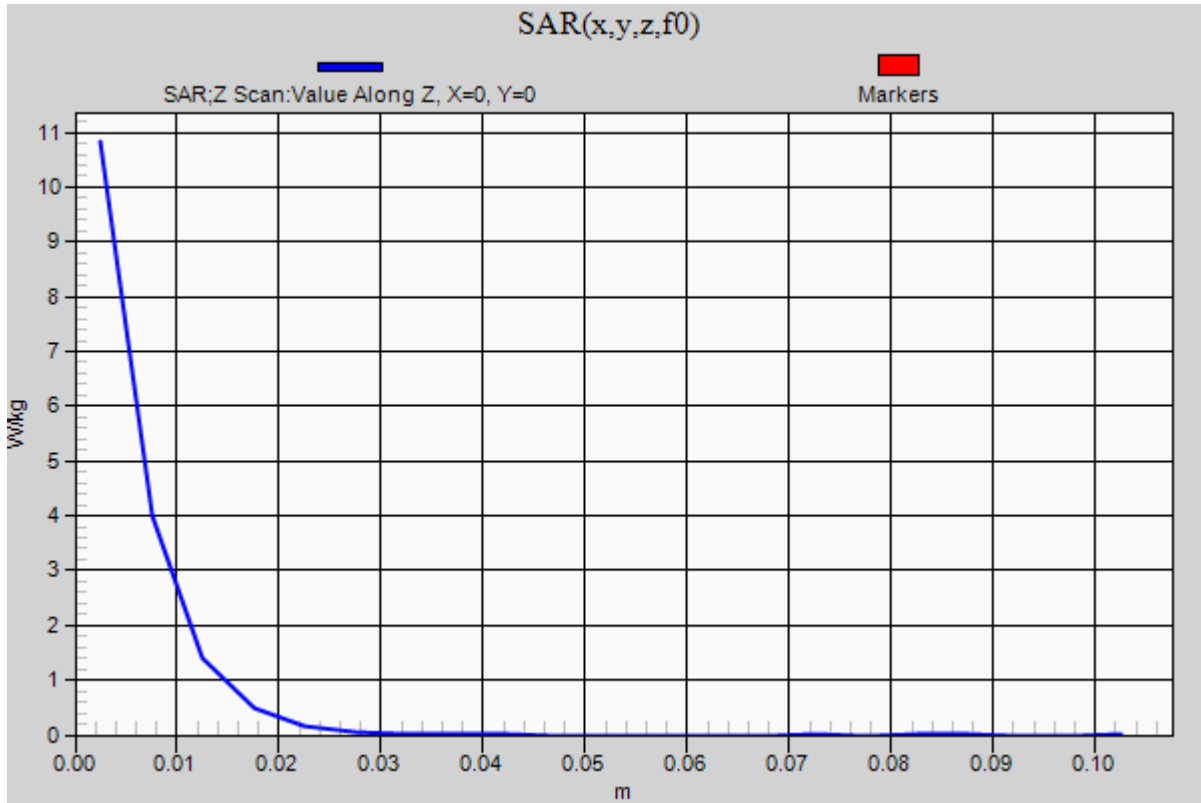
0 dB = 10.6 W/kg = 10.25 dBW/kg

2020-09-08_SystemPerformanceCheck-D3900V2 SN 1052

Frequency: 3900 MHz; Duty Cycle: 1:1

Head/Pin=100 mW/Z Scan (1x1x21): Measurement grid: dx=20mm, dy=20mm, dz=5mm

Maximum value of SAR (measured) = 10.8 W/kg



2020-09-15_SystemPerformanceCheck-D2450V2 SN 899


Frequency: 2450 MHz; Duty Cycle: 1:1; Room Ambient Temperature: 24.0°C; Liquid Temperature: 23.0°C
 Medium parameters used: $f = 2450 \text{ MHz}$; $\sigma = 1.876 \text{ S/m}$; $\epsilon_r = 37.726$; $\rho = 1000 \text{ kg/m}^3$

DASY5 Configuration:

- Area Scan Setting: Find Secondary Maximum Within: 2.0 dB and with a peak SAR value greater than 0.0012W/kg
- Electronics: DAE4 Sn1239; Calibrated: 7/29/2020
- Probe: EX3DV4 - SN7578; ConvF(7.67, 7.67, 7.67) @ 2450 MHz; Calibrated: 2/10/2020
- Sensor-Surface: 2.5mm (Mechanical Surface Detection (Locations From Previous Scan Used)), Sensor-Surface: 2.5mm (Mechanical Surface Detection)
- Phantom: Twin-SAM V5.0 (30deg probe tilt); Type: QD 000 P40 CD; Serial: 1831

Head/Pin=100 mW/Area Scan (8x8x1): Measurement grid: dx=12mm, dy=12mm
 Maximum value of SAR (measured) = 6.20 W/kg

Head/Pin=100 mW/Zoom Scan (7x7x7)/Cube 0: Measurement grid: dx=5mm, dy=5mm, dz=5mm
 Reference Value = 64.95 V/m; Power Drift = 0.09 dB
 Peak SAR (extrapolated) = 10.7 W/kg
SAR(1 g) = 5.51 W/kg; SAR(10 g) = 2.62 W/kg
 Smallest distance from peaks to all points 3 dB below = 9 mm
 Ratio of SAR at M2 to SAR at M1 = 53.3%
 Maximum value of SAR (measured) = 7.68 W/kg



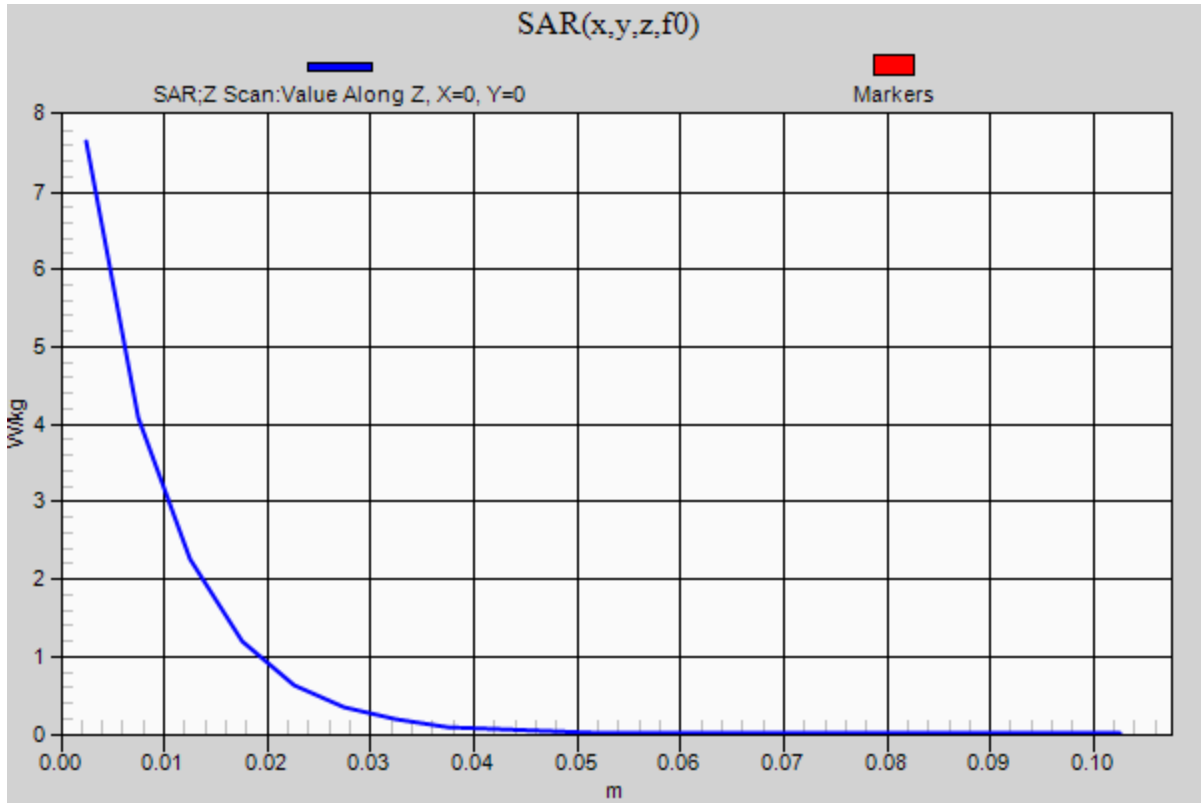
0 dB = 7.68 W/kg = 8.85 dBW/kg

2020-09-15_SystemPerformanceCheck-D2450V2 SN 899

Frequency: 2450 MHz; Duty Cycle: 1:1

Head/Pin=100 mW/Z Scan (1x1x21): Measurement grid: dx=20mm, dy=20mm, dz=5mm

Maximum value of SAR (measured) = 7.65 W/kg



2020-09-28_SystemPerformanceCheck-D2600V2 SN 1036

Frequency: 2600 MHz; Duty Cycle: 1:1; Room Ambient Temperature: 24.0°C; Liquid Temperature: 23.0°C
 Medium parameters used: $f = 2600$ MHz; $\sigma = 1.927$ S/m; $\epsilon_r = 37.875$; $\rho = 1000$ kg/m³

DASY5 Configuration:

- Area Scan Setting: Find Secondary Maximum Within: 2.0 dB and with a peak SAR value greater than 0.0012W/kg
- Electronics: DAE4 Sn1239; Calibrated: 7/29/2020
- Probe: EX3DV4 - SN7578; ConvF(7.48, 7.48, 7.48) @ 2600 MHz; Calibrated: 2/10/2020
- Sensor-Surface: 2.5mm (Mechanical Surface Detection)
- Phantom: Twin-SAM V5.0 (30deg probe tilt); Type: QD 000 P40 CE; Serial: xxxx

Head/Pin=100 mW/Area Scan (8x8x1): Measurement grid: dx=12mm, dy=12mm

Maximum value of SAR (measured) = 5.82 W/kg

Head/Pin=100 mW/Zoom Scan (7x7x7)/Cube 0: Measurement grid: dx=5mm, dy=5mm, dz=5mm

Reference Value = 64.30 V/m; Power Drift = -0.04 dB

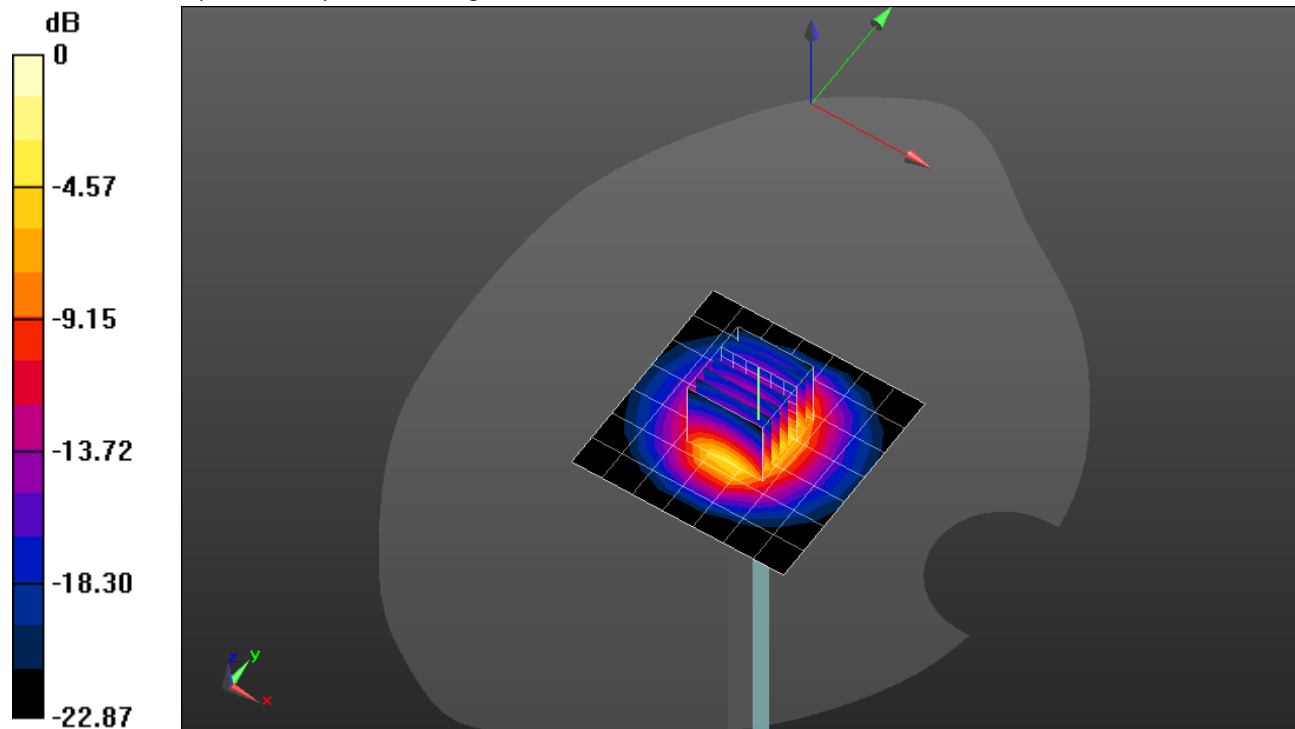
Peak SAR (extrapolated) = 12.0 W/kg

SAR(1 g) = 5.68 W/kg; SAR(10 g) = 2.6 W/kg

Smallest distance from peaks to all points 3 dB below = 9.5 mm

Ratio of SAR at M2 to SAR at M1 = 47.3%

Maximum value of SAR (measured) = 7.92 W/kg



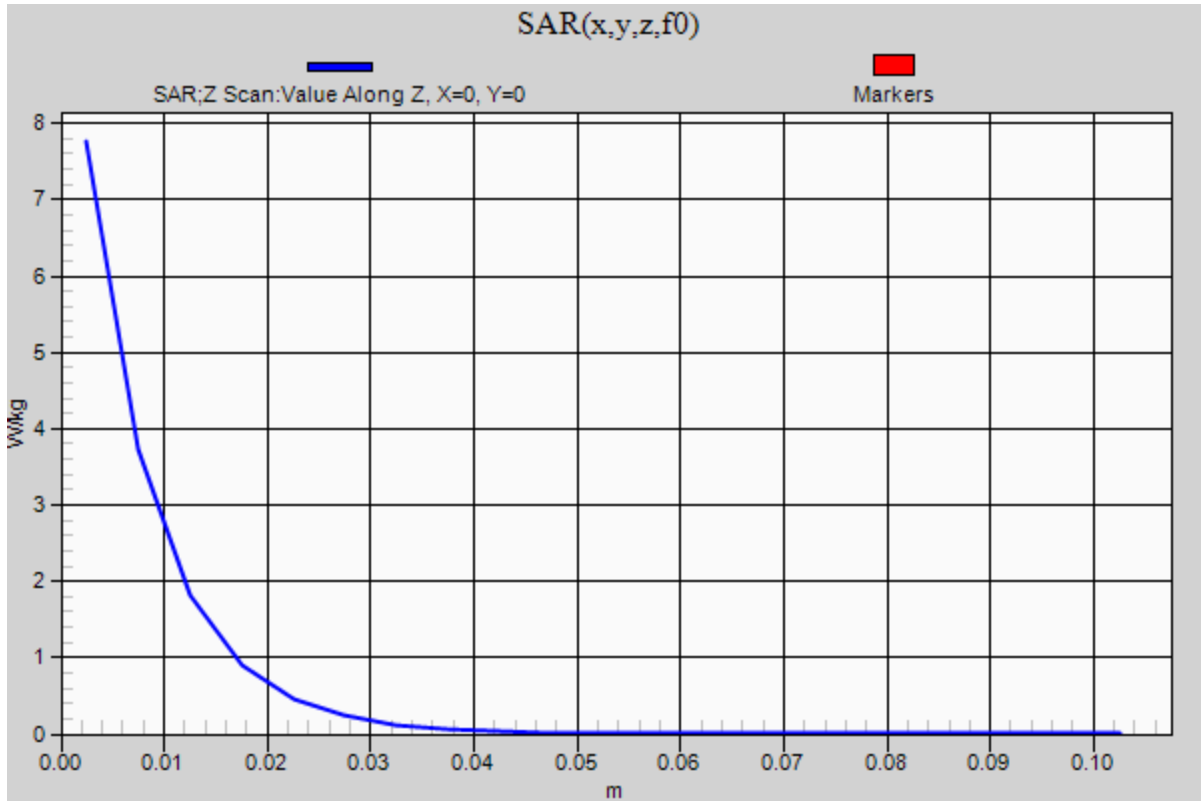
0 dB = 7.92 W/kg = 8.99 dBW/kg

2020-09-28_SystemPerformanceCheck-D2600V2 SN 1036

Frequency: 2600 MHz; Duty Cycle: 1:1

Head/Pin=100 mW/Z Scan (1x1x21): Measurement grid: dx=20mm, dy=20mm, dz=5mm

Maximum value of SAR (measured) = 7.76 W/kg



2020-09-10_SystemPerformanceCheck-D5GHzV2 SN 1003

Frequency: 5600 MHz; Duty Cycle: 1:1; Room Ambient Temperature: 24.0°C; Liquid Temperature: 23.0°C
 Medium parameters used: $f = 5600$ MHz; $\sigma = 5.023$ S/m; $\epsilon_r = 34.22$; $\rho = 1000$ kg/m³

DASY5 Configuration:

- Area Scan Setting: Find Secondary Maximum Within: 2.0 dB and with a peak SAR value greater than 0.0012W/kg
- Electronics: DAE4 Sn1352; Calibrated: 11/15/2019
- Probe: EX3DV4 - SN3902; ConvF(4.78, 4.78, 4.78) @ 5600 MHz; Calibrated: 5/15/2020
- Sensor-Surface: 1.4mm (Mechanical Surface Detection)
- Phantom: Twin-SAM V5.0 (30deg probe tilt); Type: QD 000 P40 CD; Serial: 1740

Head/5.6 GHz, Pin=100mW/Area Scan (7x7x1): Measurement grid: dx=10mm, dy=10mm

Maximum value of SAR (measured) = 16.9 W/kg

Head/5.6 GHz, Pin=100mW/Zoom Scan (8x8x7)/Cube 0: Measurement grid: dx=4mm, dy=4mm,

dz=1.4mm

Reference Value = 51.01 V/m; Power Drift = 0.03 dB

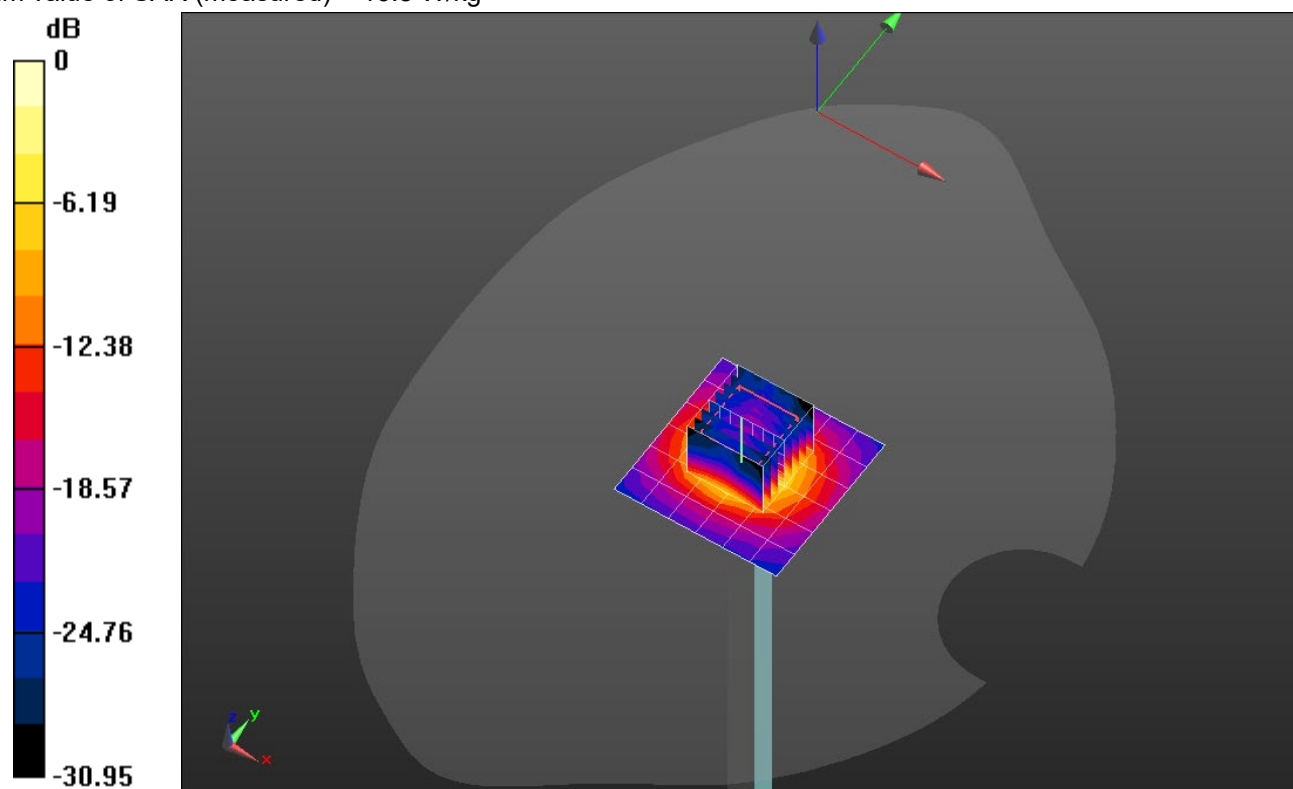
Peak SAR (extrapolated) = 30.1 W/kg

SAR(1 g) = 7.2 W/kg; SAR(10 g) = 2.21 W/kg

Smallest distance from peaks to all points 3 dB below = 7.9 mm

Ratio of SAR at M2 to SAR at M1 = 63%

Maximum value of SAR (measured) = 16.8 W/kg

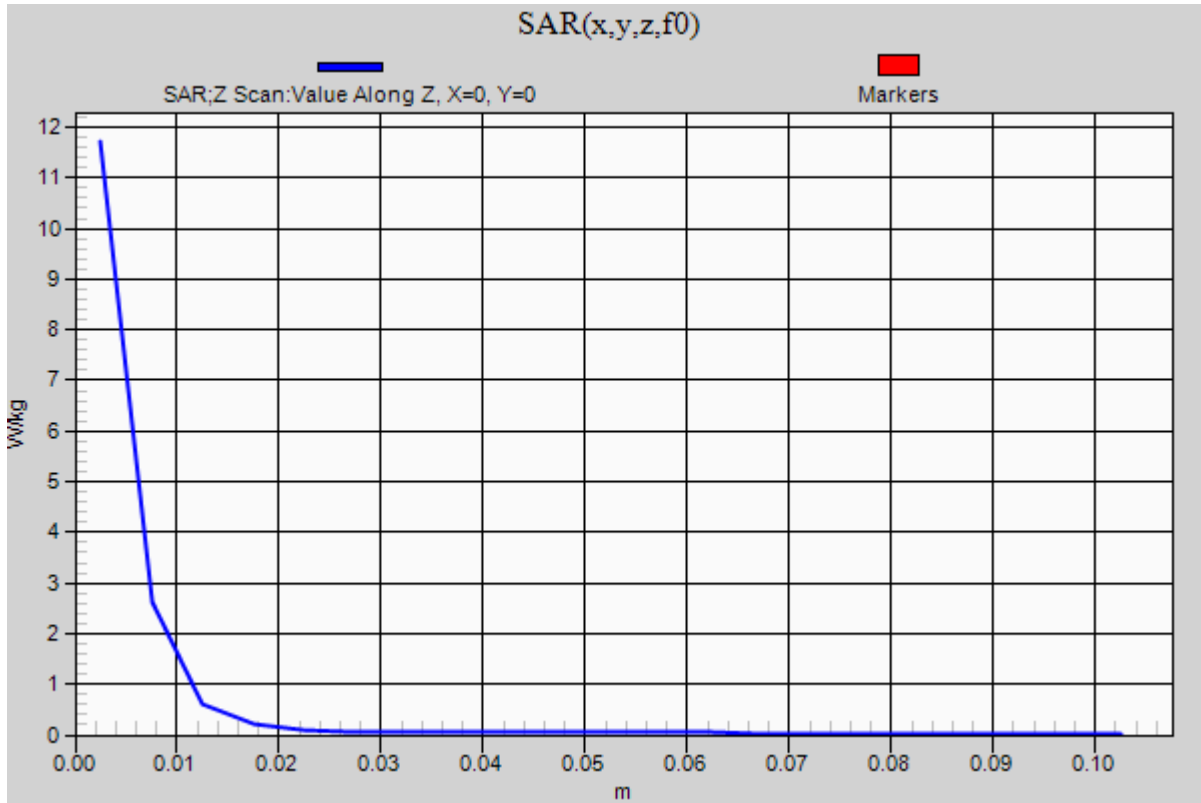


0 dB = 16.8 W/kg = 12.25 dBW/kg

2020-09-10_SystemPerformanceCheck-D5GHzV2 SN 1003

Frequency: 5600 MHz; Duty Cycle: 1:1

Head/5.6 GHz, Pin=100mW/Z Scan (1x1x21): Measurement grid: dx=20mm, dy=20mm, dz=5mm
Maximum value of SAR (measured) = 11.7 W/kg



2020-09-06_SystemPerformanceCheck-D2450V2 SN 748

Frequency: 2450 MHz; Duty Cycle: 1:1; Room Ambient Temperature: 24.0°C; Liquid Temperature: 23.0°C
Medium parameters used: $f = 2450$ MHz; $\sigma = 1.753$ S/m; $\epsilon_r = 39.268$; $\rho = 1000$ kg/m³

DASY5 Configuration:

- Area Scan Setting: Find Secondary Maximum Within: 2.0 dB and with a peak SAR value greater than 0.0012W/kg
- Electronics: DAE4 Sn1544; Calibrated: 3/16/2020
- Probe: EX3DV4 - SN7498; ConvF(7.86, 7.86, 7.86) @ 2450 MHz; Calibrated: 4/24/2020
- Sensor-Surface: 2.5mm (Mechanical Surface Detection)
- Phantom: Twin-SAM V5.0 (30deg probe tilt); Type: QD 000 P40 CD; Serial: 1831

Head/Pin=100 mW/Area Scan (8x8x1): Measurement grid: dx=12mm, dy=12mm

Maximum value of SAR (measured) = 5.75 W/kg

Head/Pin=100 mW/Zoom Scan (7x7x7)/Cube 0: Measurement grid: dx=5mm, dy=5mm, dz=5mm

Reference Value = 66.76 V/m; Power Drift = -0.03 dB


Peak SAR (extrapolated) = 11.6 W/kg

SAR(1 g) = 5.35 W/kg; SAR(10 g) = 2.43 W/kg

Smallest distance from peaks to all points 3 dB below = 10 mm

Ratio of SAR at M2 to SAR at M1 = 45.7%

Maximum value of SAR (measured) = 7.66 W/kg



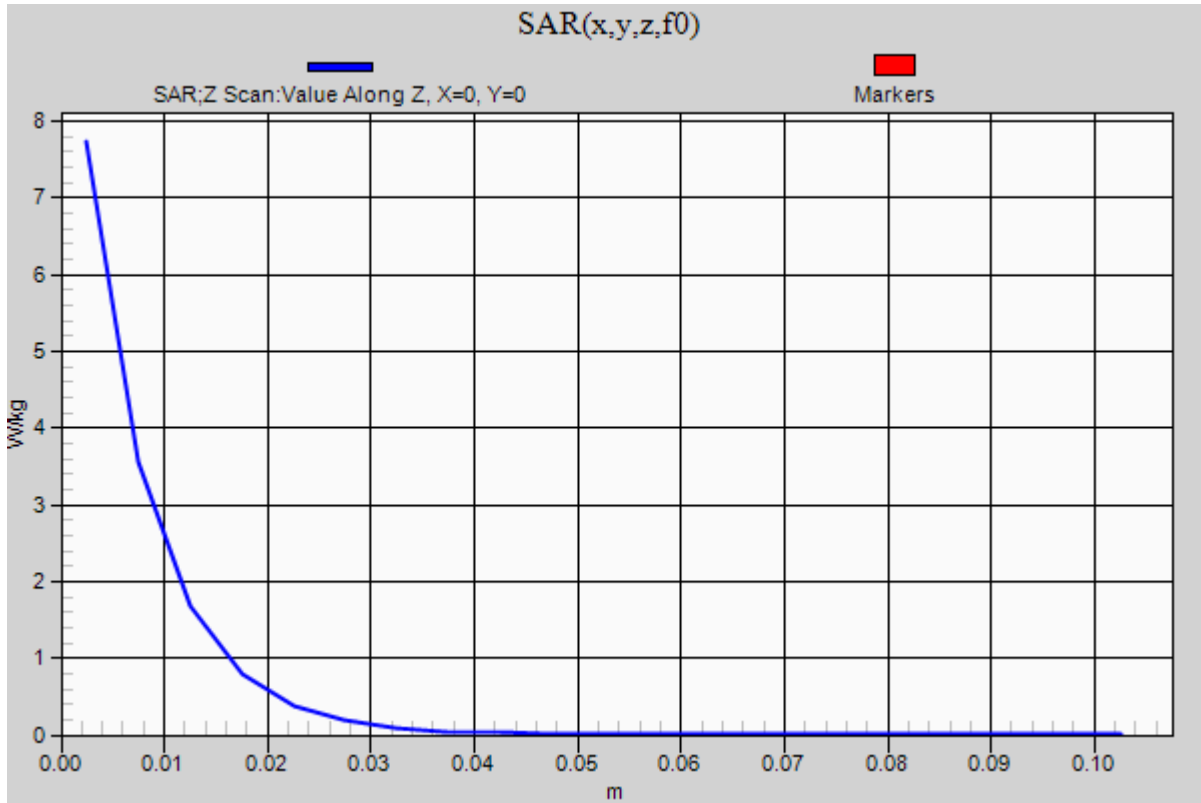
0 dB = 7.66 W/kg = 8.84 dBW/kg

2020-09-06_SystemPerformanceCheck-D2450V2 SN 748

Frequency: 2450 MHz; Duty Cycle: 1:1

Head/Pin=100 mW/Z Scan (1x1x21): Measurement grid: dx=20mm, dy=20mm, dz=5mm

Maximum value of SAR (measured) = 7.73 W/kg



20200919_SystemPerformanceCheck-D2450V2 SN 899

Frequency: 2450 MHz; Duty Cycle: 1:1; Room Ambient Temperature: 24.0°C; Liquid Temperature: 23.0°C
 Medium parameters used: $f = 2450$ MHz; $\sigma = 1.793$ S/m; $\epsilon_r = 38.355$; $\rho = 1000$ kg/m³

DASY5 Configuration:

- Area Scan Setting: Find Secondary Maximum Within: 2.0 dB and with a peak SAR value greater than 0.0012W/kg
- Electronics: DAE4 Sn1544; Calibrated: 3/16/2020
- Probe: EX3DV4 - SN7498; ConvF(7.86, 7.86, 7.86) @ 2450 MHz; Calibrated: 4/24/2020
- Sensor-Surface: 2.5mm (Mechanical Surface Detection)
- Phantom: Twin-SAM V5.0 (30deg probe tilt); Type: QD 000 P40 CD; Serial: 1831

Head/Pin=100 mW/Area Scan (8x8x1): Measurement grid: dx=12mm, dy=12mm

Maximum value of SAR (measured) = 5.20 W/kg

Head/Pin=100 mW/Zoom Scan (7x7x7)/Cube 0: Measurement grid: dx=5mm, dy=5mm, dz=5mm

Reference Value = 63.42 V/m; Power Drift = -0.17 dB

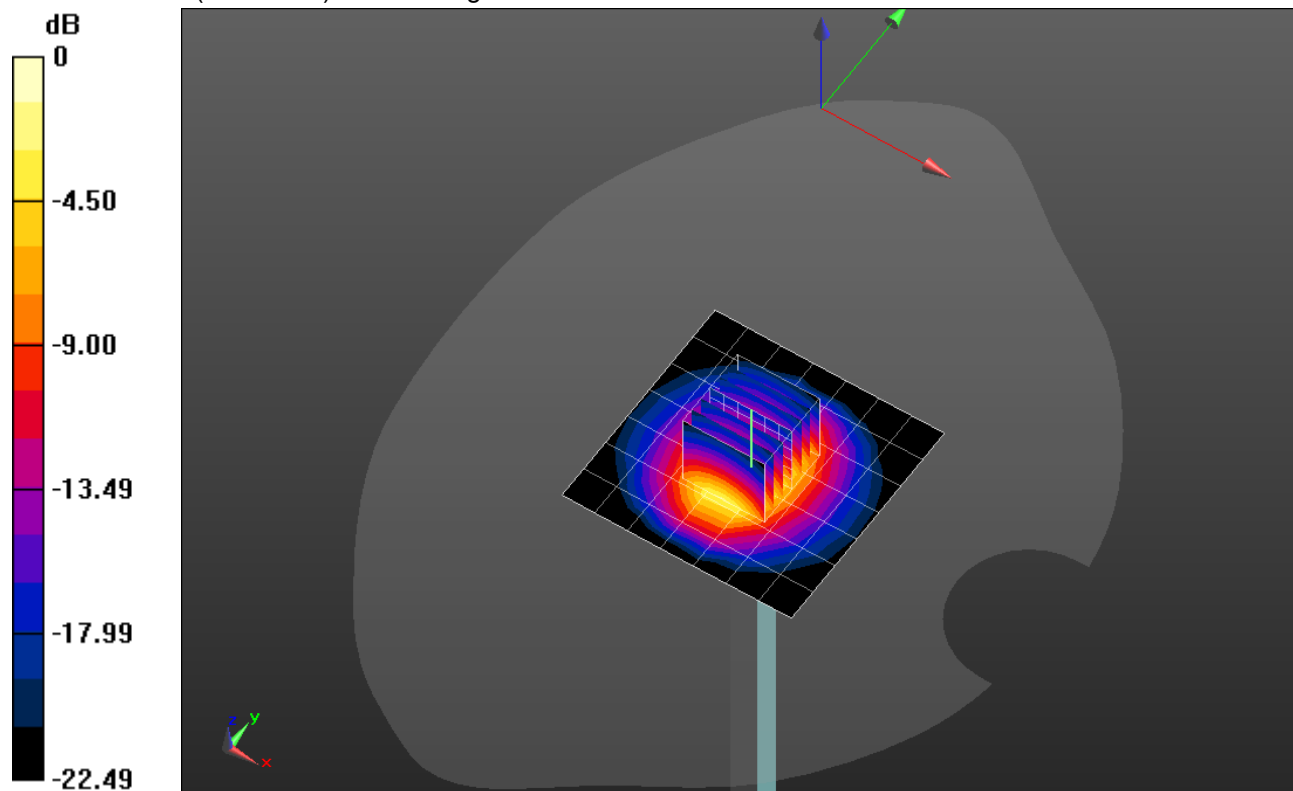
Peak SAR (extrapolated) = 10.3 W/kg

SAR(1 g) = 4.85 W/kg; SAR(10 g) = 2.23 W/kg

Smallest distance from peaks to all points 3 dB below = 9.8 mm

Ratio of SAR at M2 to SAR at M1 = 47.5%

Maximum value of SAR (measured) = 6.92 W/kg



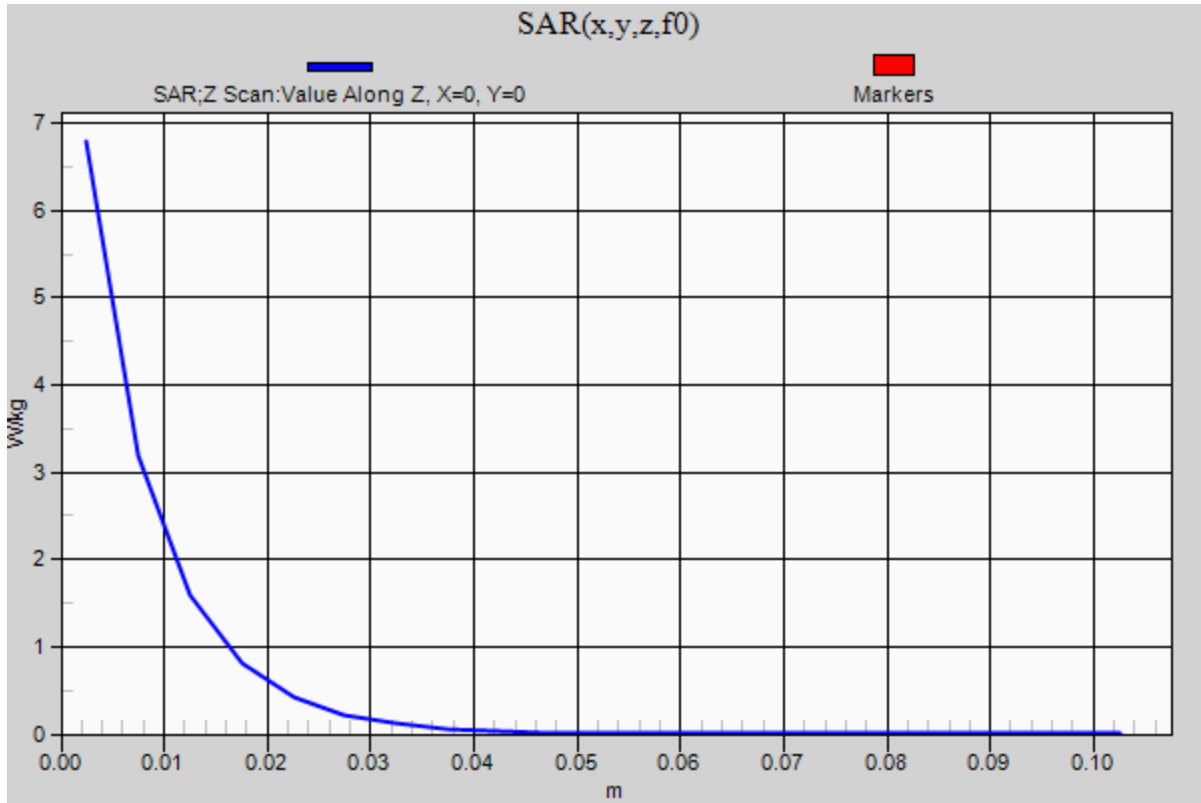
0 dB = 6.92 W/kg = 8.40 dBW/kg

20200919_SystemPerformanceCheck-D2450V2 SN 899

Frequency: 2450 MHz; Duty Cycle: 1:1

Head/Pin=100 mW/Z Scan (1x1x21): Measurement grid: dx=20mm, dy=20mm, dz=5mm

Maximum value of SAR (measured) = 6.79 W/kg



20200928_SystemPerformanceCheck-D2600V2 SN 1036

Frequency: 2600 MHz; Duty Cycle: 1:1; Room Ambient Temperature: 24.0°C; Liquid Temperature: 23.0°C
 Medium parameters used: $f = 2600$ MHz; $\sigma = 2.043$ S/m; $\epsilon_r = 39.069$; $\rho = 1000$ kg/m³

DASY5 Configuration:

- Area Scan Setting: Find Secondary Maximum Within: 2.0 dB and with a peak SAR value greater than 0.0012W/kg
- Electronics: DAE4 Sn1544; Calibrated: 3/16/2020
- Probe: EX3DV4 - SN7498; ConvF(7.6, 7.6, 7.6) @ 2600 MHz; Calibrated: 4/24/2020
- Sensor-Surface: 2.5mm (Mechanical Surface Detection)
- Phantom: Twin-SAM V5.0 (30deg probe tilt); Type: QD 000 P40 CD; Serial: 1831

Head/Pin=100 mW/Area Scan (8x8x1): Measurement grid: dx=12mm, dy=12mm

Maximum value of SAR (measured) = 6.21 W/kg

Head/Pin=100 mW/Zoom Scan (7x7x7)/Cube 0: Measurement grid: dx=5mm, dy=5mm, dz=5mm

Reference Value = 65.44 V/m; Power Drift = 0.20 dB

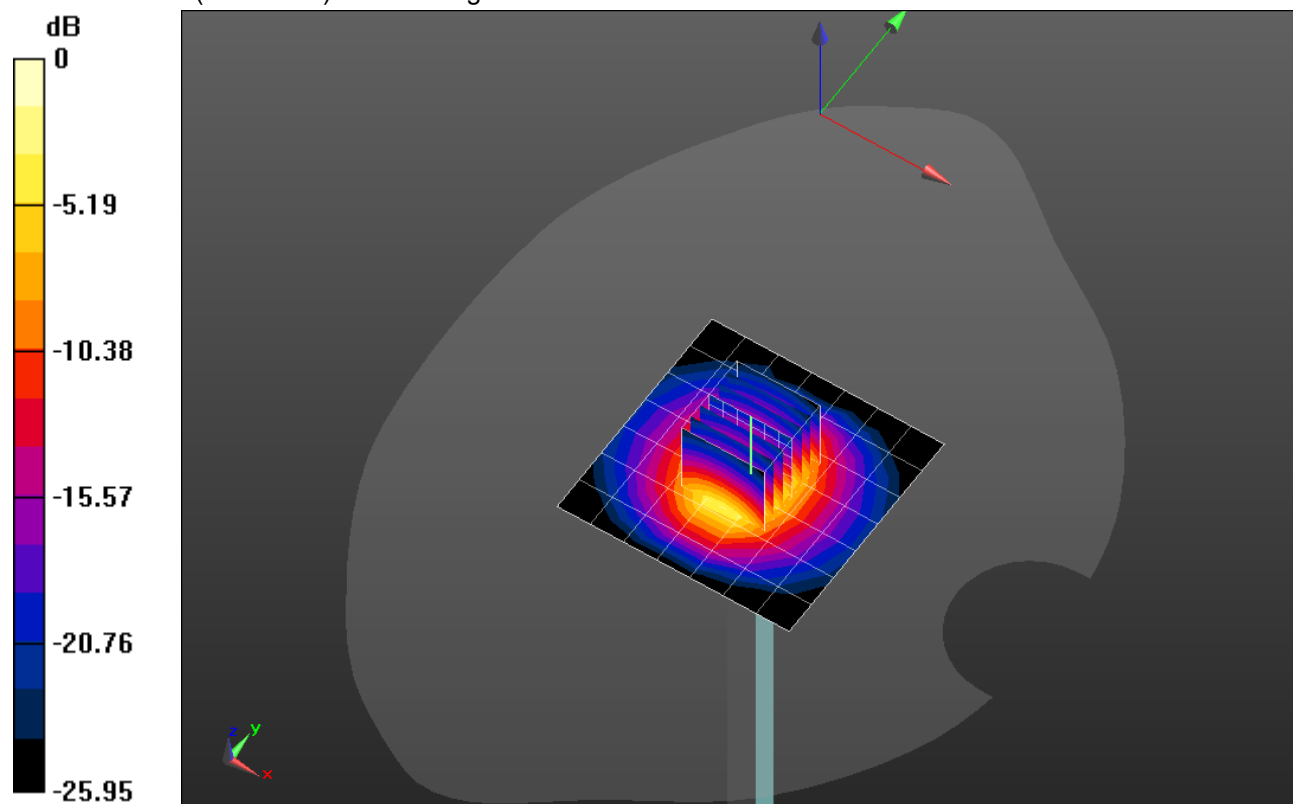
Peak SAR (extrapolated) = 14.1 W/kg

SAR(1 g) = 6.08 W/kg; SAR(10 g) = 2.63 W/kg

Smallest distance from peaks to all points 3 dB below = 9.5 mm

Ratio of SAR at M2 to SAR at M1 = 42.8%

Maximum value of SAR (measured) = 8.99 W/kg



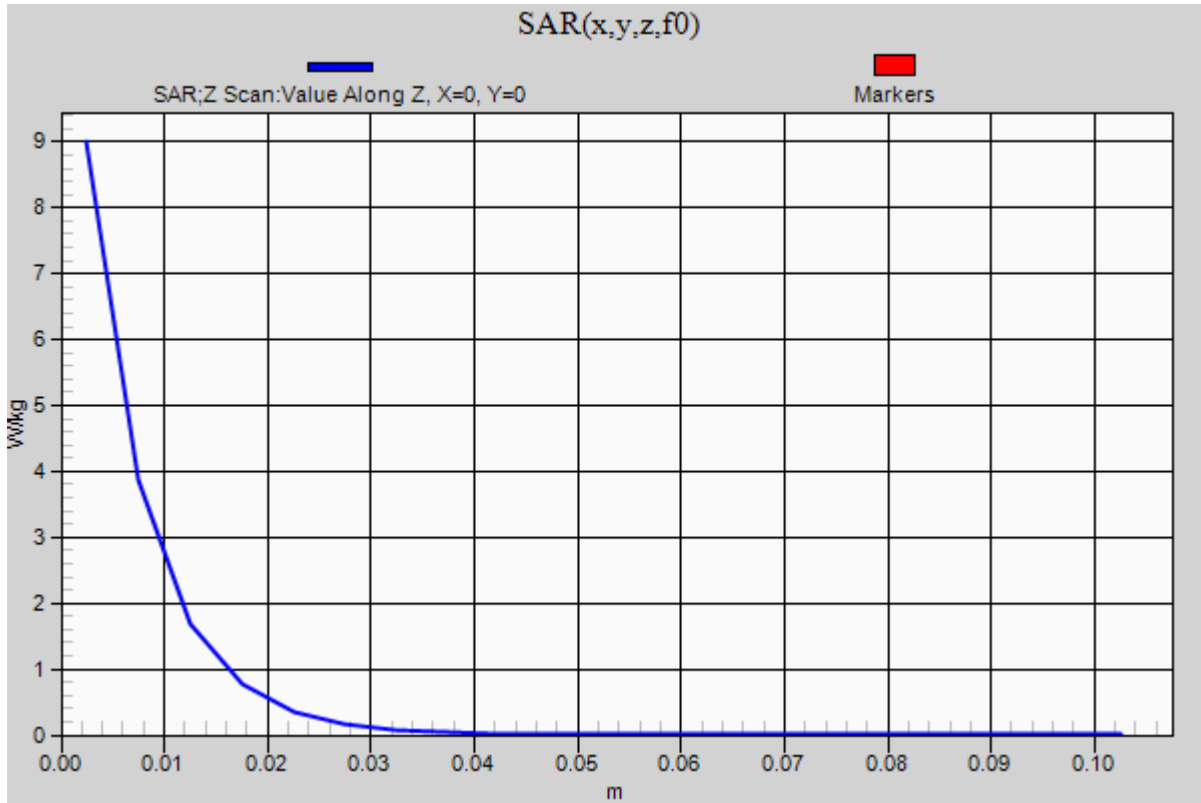
0 dB = 8.99 W/kg = 9.54 dBW/kg

20200928_SystemPerformanceCheck-D2600V2 SN 1036

Frequency: 2600 MHz; Duty Cycle: 1:1

Head/Pin=100 mW/Z Scan (1x1x21): Measurement grid: dx=20mm, dy=20mm, dz=5mm

Maximum value of SAR (measured) = 9.00 W/kg



20200910_SystemPerformanceCheck-D5GHzV2 SN 1168

Frequency: 5250 MHz; Duty Cycle: 1:1; Room Ambient Temperature: 24.0°C; Liquid Temperature: 23.0°C
 Medium parameters used: $f = 5250 \text{ MHz}$; $\sigma = 4.642 \text{ S/m}$; $\epsilon_r = 36.451$; $\rho = 1000 \text{ kg/m}^3$

DASY5 Configuration:

- Area Scan Setting: Find Secondary Maximum Within: 2.0 dB and with a peak SAR value greater than 0.0012W/kg
- Electronics: DAE4 Sn1548; Calibrated: 4/15/2020
- Probe: EX3DV4 - SN7500; ConvF(5.35, 5.35, 5.35) @ 5250 MHz; Calibrated: 4/24/2020
- Sensor-Surface: 1.4mm (Mechanical Surface Detection)
- Phantom: Twin-SAM V5.0 (20deg probe tilt); Type: QD000P40CD; Serial: 1629

Head/5.25 GHz, Pin=100mW/Area Scan (7x7x1): Measurement grid: dx=10mm, dy=10mm

Maximum value of SAR (measured) = 15.5 W/kg

Head/5.25 GHz, Pin=100mW/Zoom Scan (8x8x8)/Cube 0: Measurement grid: dx=4mm, dy=4mm, dz=1.4mm

Reference Value = 51.58 V/m; Power Drift = 0.04 dB

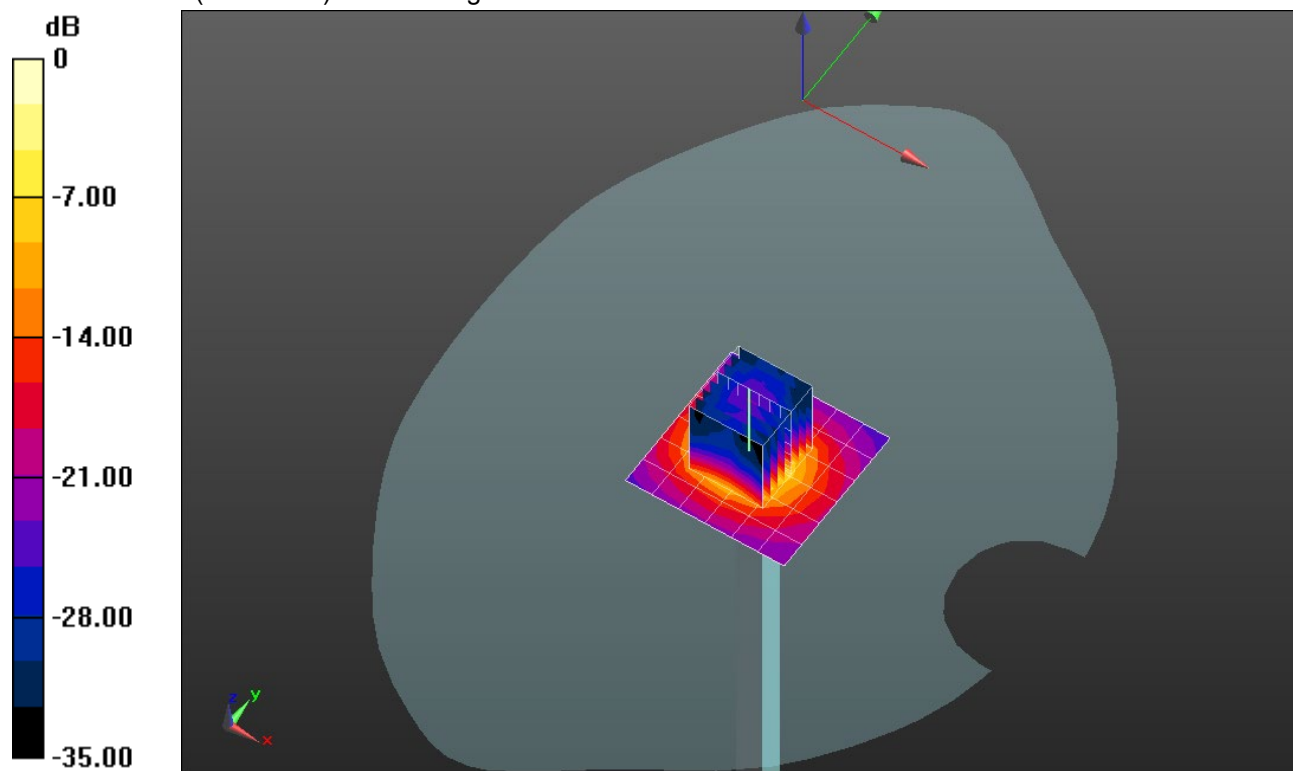
Peak SAR (extrapolated) = 27.8 W/kg

SAR(1 g) = 7.19 W/kg; SAR(10 g) = 2.09 W/kg

Smallest distance from peaks to all points 3 dB below = 6.8 mm

Ratio of SAR at M2 to SAR at M1 = 66.9%

Maximum value of SAR (measured) = 17.1 W/kg

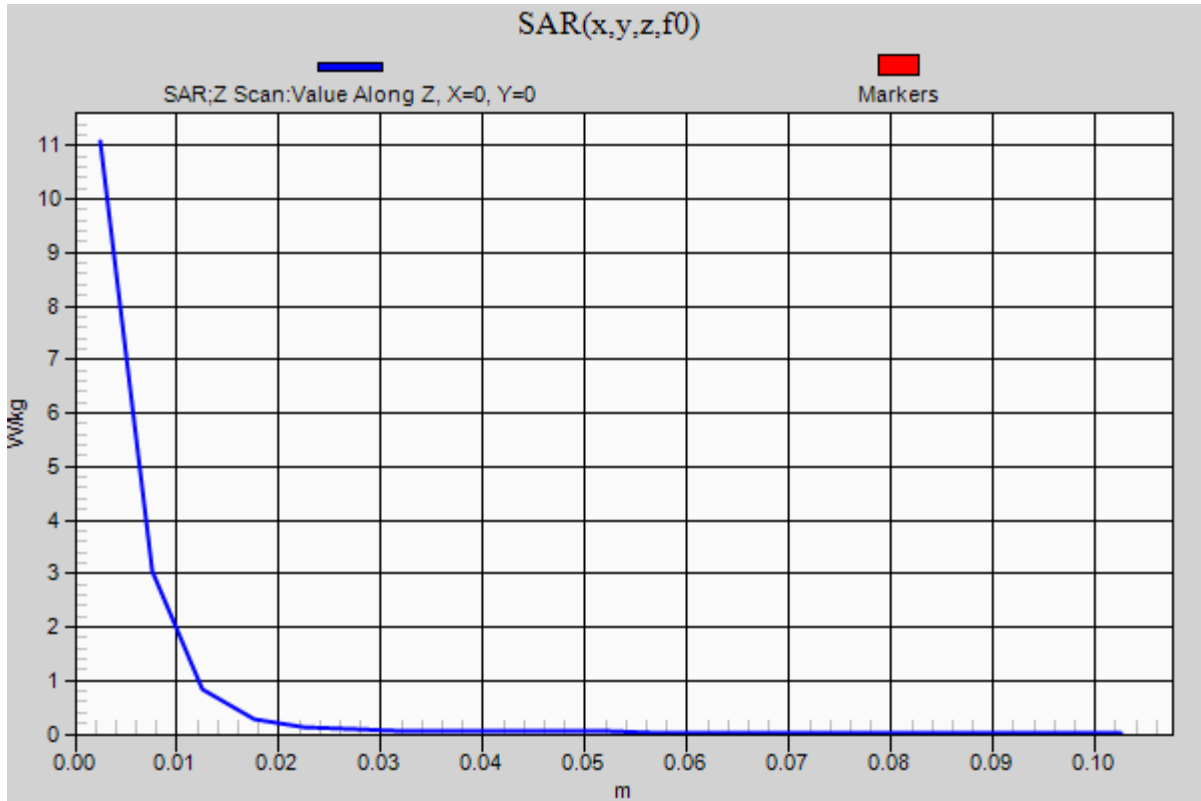


0 dB = 17.1 W/kg = 12.33 dBW/kg

20200910_SystemPerformanceCheck-D5GHzV2 SN 1168

Frequency: 5250 MHz; Duty Cycle: 1:1

Head/5.25 GHz, Pin=100mW/Z Scan (1x1x21): Measurement grid: dx=20mm, dy=20mm, dz=5mm
Maximum value of SAR (measured) = 11.1 W/kg



20200904_SystemPerformanceCheck-D750V3 SN 1071

Frequency: 750 MHz; Duty Cycle: 1:1; Room Ambient Temperature: 24.0°C; Liquid Temperature: 23.0°C
 Medium parameters used: $f = 750 \text{ MHz}$; $\sigma = 0.92 \text{ S/m}$; $\epsilon_r = 42.019$; $\rho = 1000 \text{ kg/m}^3$

DASY5 Configuration:

- Area Scan Setting: Find Secondary Maximum Within: 2.0 dB and with a peak SAR value greater than 0.0012W/kg
- Electronics: DAE4 Sn1380; Calibrated: 8/19/2020
- Probe: EX3DV4 - SN7483; ConvF(10.02, 10.02, 10.02) @ 750 MHz; Calibrated: 11/25/2019
- Sensor-Surface: 2.5mm (Mechanical Surface Detection)
- Phantom: SAM with CRP (Wi-Fi 5 GHz); Type: QD000P40CD; Serial: TP:xxxx

Head/Pin=100 mW/Area Scan (7x7x1): Measurement grid: dx=15mm, dy=15mm

Maximum value of SAR (measured) = 0.987 W/kg

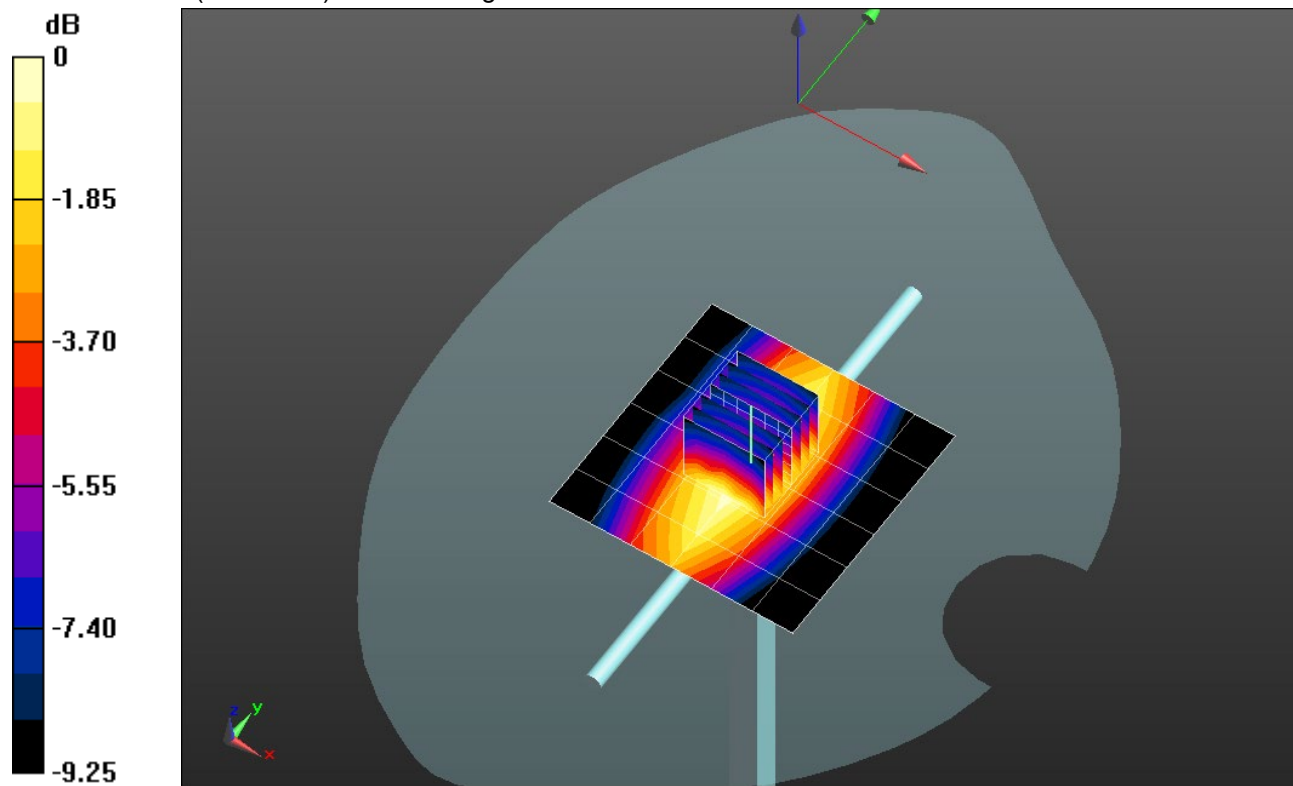
Head/Pin=100 mW/Zoom Scan (7x7x7)/Cube 0: Measurement grid: dx=5mm, dy=5mm, dz=5mm

Reference Value = 31.07 V/m; Power Drift = -0.16 dB

Peak SAR (extrapolated) = 1.13 W/kg

SAR(1 g) = 0.828 W/kg; SAR(10 g) = 0.569 W/kg

Maximum value of SAR (measured) = 0.979 W/kg



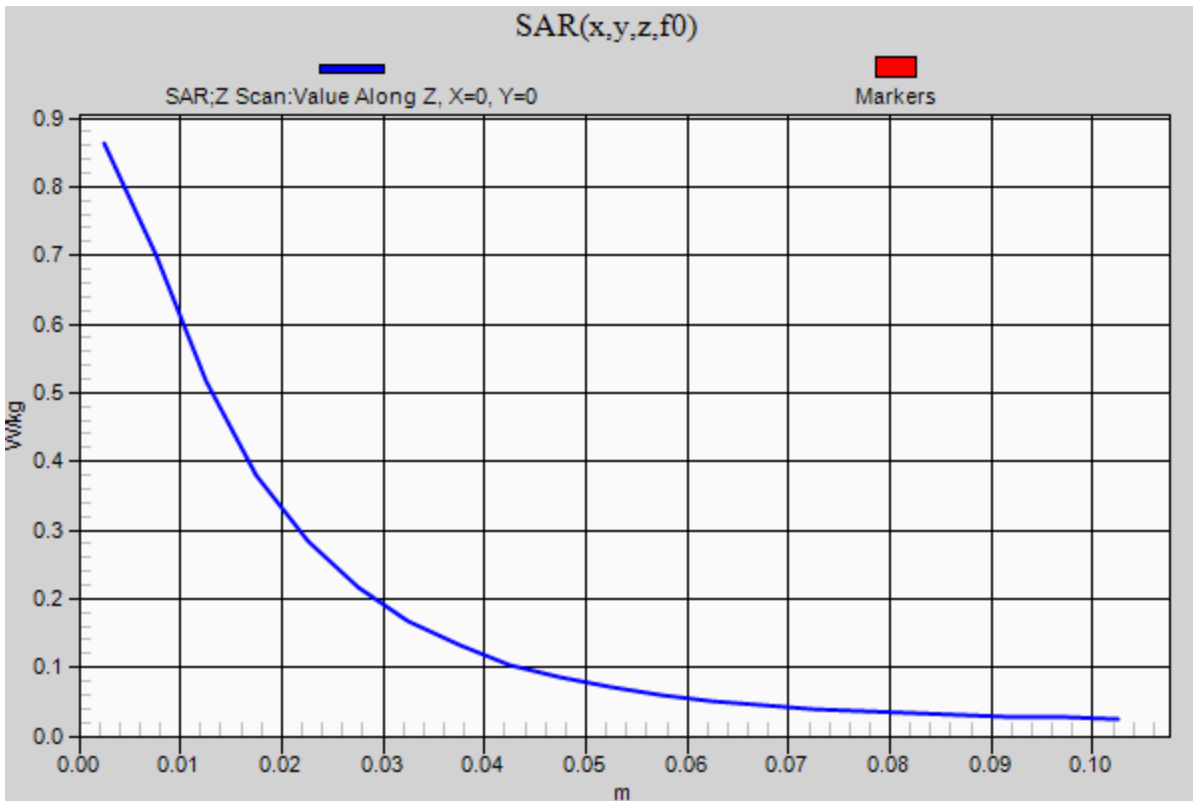
0 dB = 0.979 W/kg = -0.09 dBW/kg

20200904_SystemPerformanceCheck-D750V3 SN 1071

Frequency: 750 MHz; Duty Cycle: 1:1

Head/Pin=100 mW/Z Scan (1x1x21): Measurement grid: dx=20mm, dy=20mm, dz=5mm

Maximum value of SAR (measured) = 0.863 W/kg



20200907_SystemPerformanceCheck-D835V2 SN 4d142

Frequency: 835 MHz; Duty Cycle: 1:1; Room Ambient Temperature: 24.0°C; Liquid Temperature: 23.0°C
 Medium parameters used: $f = 835 \text{ MHz}$; $\sigma = 0.871 \text{ S/m}$; $\epsilon_r = 42.704$; $\rho = 1000 \text{ kg/m}^3$

DASY5 Configuration:

- Area Scan Setting: Find Secondary Maximum Within: 2.0 dB and with a peak SAR value greater than 0.0012W/kg
- Electronics: DAE4 Sn1380; Calibrated: 8/19/2020
- Probe: EX3DV4 - SN7483; ConvF(9.51, 9.51, 9.51) @ 835 MHz; Calibrated: 11/25/2019
- Sensor-Surface: 2.5mm (Mechanical Surface Detection)
- Phantom: SAM with CRP (Wi-Fi 5 GHz); Type: QD000P40CD; Serial: TP:xxxx

Head/Pin=100 mW/Area Scan (7x7x1): Measurement grid: dx=15mm, dy=15mm

Maximum value of SAR (measured) = 1.15 W/kg

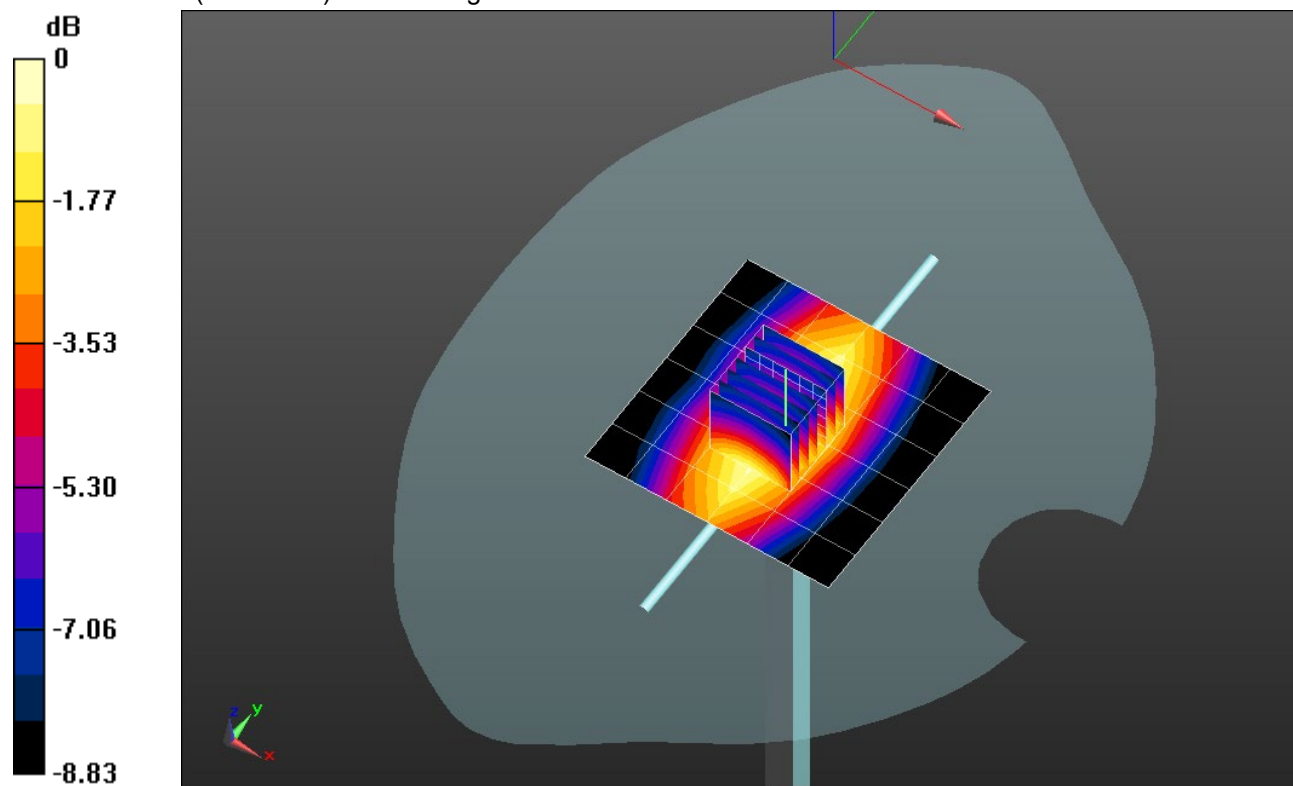
Head/Pin=100 mW/Zoom Scan (7x7x7)/Cube 0: Measurement grid: dx=5mm, dy=5mm, dz=5mm

Reference Value = 33.55 V/m; Power Drift = -0.12 dB

Peak SAR (extrapolated) = 1.27 W/kg

SAR(1 g) = 0.947 W/kg; SAR(10 g) = 0.660 W/kg

Maximum value of SAR (measured) = 1.11 W/kg



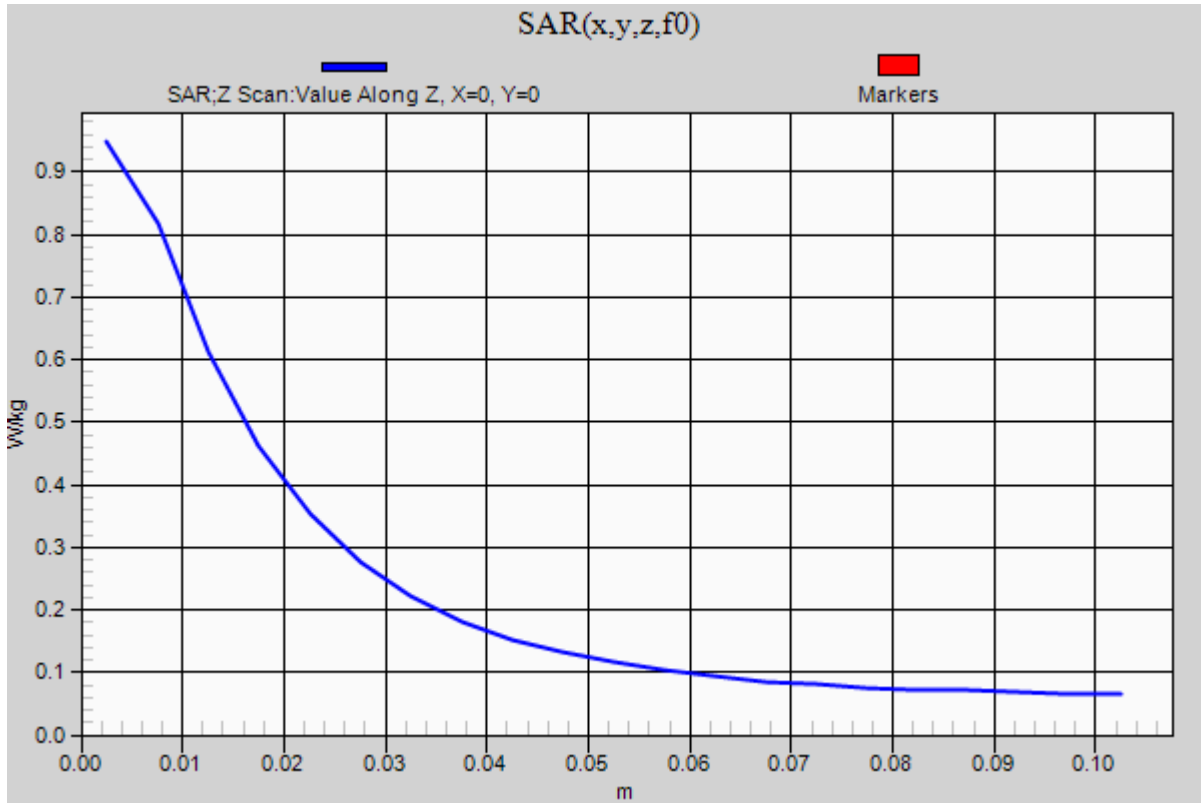
0 dB = 1.11 W/kg = 0.45 dBW/kg

20200907_SystemPerformanceCheck-D835V2 SN 4d142

Frequency: 835 MHz; Duty Cycle: 1:1

Head/Pin=100 mW/Z Scan (1x1x21): Measurement grid: dx=20mm, dy=20mm, dz=5mm

Maximum value of SAR (measured) = 0.948 W/kg



20200915_SystemPerformanceCheck-D835V2 SN 4d002

Frequency: 835 MHz; Duty Cycle: 1:1; Room Ambient Temperature: 24.0°C; Liquid Temperature: 23.0°C
 Medium parameters used: $f = 835 \text{ MHz}$; $\sigma = 0.955 \text{ S/m}$; $\epsilon_r = 40.718$; $\rho = 1000 \text{ kg/m}^3$

DASY5 Configuration:

- Area Scan Setting: Find Secondary Maximum Within: 2.0 dB and with a peak SAR value greater than 0.0012W/kg
- Electronics: DAE4 Sn1380; Calibrated: 8/19/2020
- Probe: EX3DV4 - SN7335; ConvF(9.51, 9.51, 9.51) @ 835 MHz; Calibrated: 2/21/2020
- Sensor-Surface: 2.5mm (Mechanical Surface Detection)
- Phantom: SAM with CRP (Wi-Fi 5 GHz); Type: QD000P40CD; Serial: TP:xxxx

Head/Pin=100 mW/Area Scan (7x7x1): Measurement grid: dx=15mm, dy=15mm

Maximum value of SAR (measured) = 1.37 W/kg

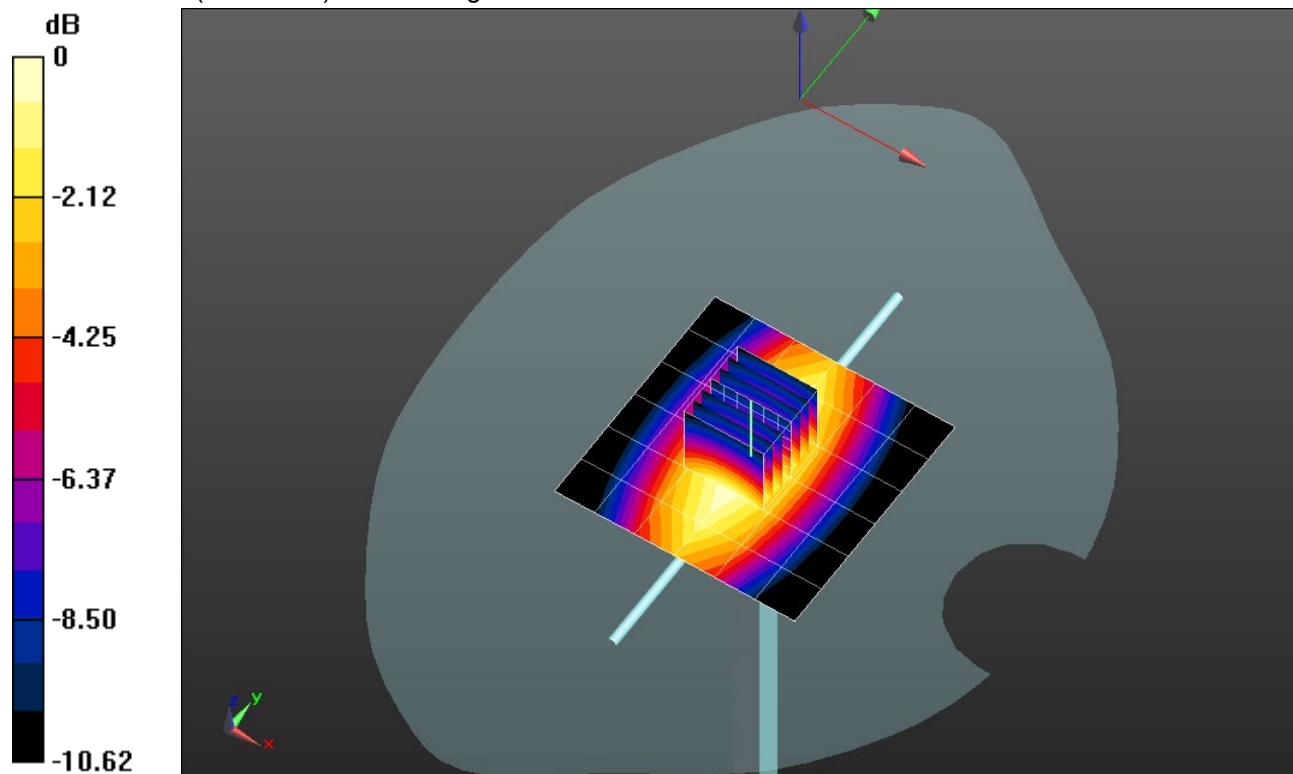
Head/Pin=100 mW/Zoom Scan (7x7x7)/Cube 0: Measurement grid: dx=5mm, dy=5mm, dz=5mm

Reference Value = 37.11 V/m; Power Drift = 0.00 dB

Peak SAR (extrapolated) = 1.56 W/kg

SAR(1 g) = 1.05 W/kg; SAR(10 g) = 0.692 W/kg

Maximum value of SAR (measured) = 1.28 W/kg



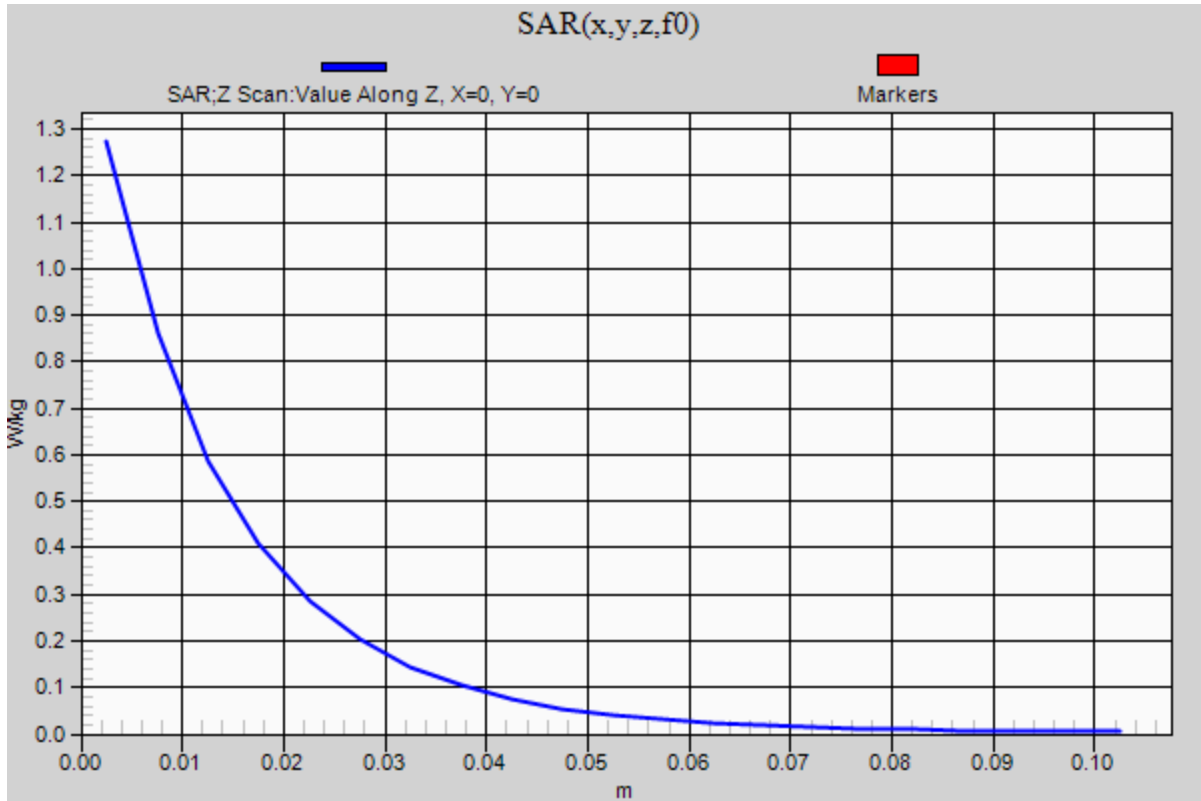
0 dB = 1.28 W/kg = 1.07 dBW/kg

20200915_SystemPerformanceCheck-D835V2 SN 4d002

Frequency: 835 MHz; Duty Cycle: 1:1

Head/Pin=100 mW/Z Scan (1x1x21): Measurement grid: dx=20mm, dy=20mm, dz=5mm

Maximum value of SAR (measured) = 1.27 W/kg



20200919_SystemPerformanceCheck-D2600V2 SN 1006

Frequency: 2600 MHz; Duty Cycle: 1:1; Room Ambient Temperature: 24.0°C; Liquid Temperature: 23.0°C
 Medium parameters used: $f = 2600$ MHz; $\sigma = 2.053$ S/m; $\epsilon_r = 38.381$; $\rho = 1000$ kg/m³

DASY5 Configuration:

- Area Scan Setting: Find Secondary Maximum Within: 2.0 dB and with a peak SAR value greater than 0.0012W/kg
- Electronics: DAE4 Sn1380; Calibrated: 8/19/2020
- Probe: EX3DV4 - SN7335; ConvF(7.5, 7.5, 7.5) @ 2600 MHz; Calibrated: 2/21/2020
- Sensor-Surface: 2.5mm (Mechanical Surface Detection)
- Phantom: SAM with CRP (Wi-Fi 5 GHz); Type: QD000P40CD; Serial: TP:xxxx

Head/Pin=100 mW/Area Scan (8x8x1): Measurement grid: dx=12mm, dy=12mm

Maximum value of SAR (measured) = 7.02 W/kg

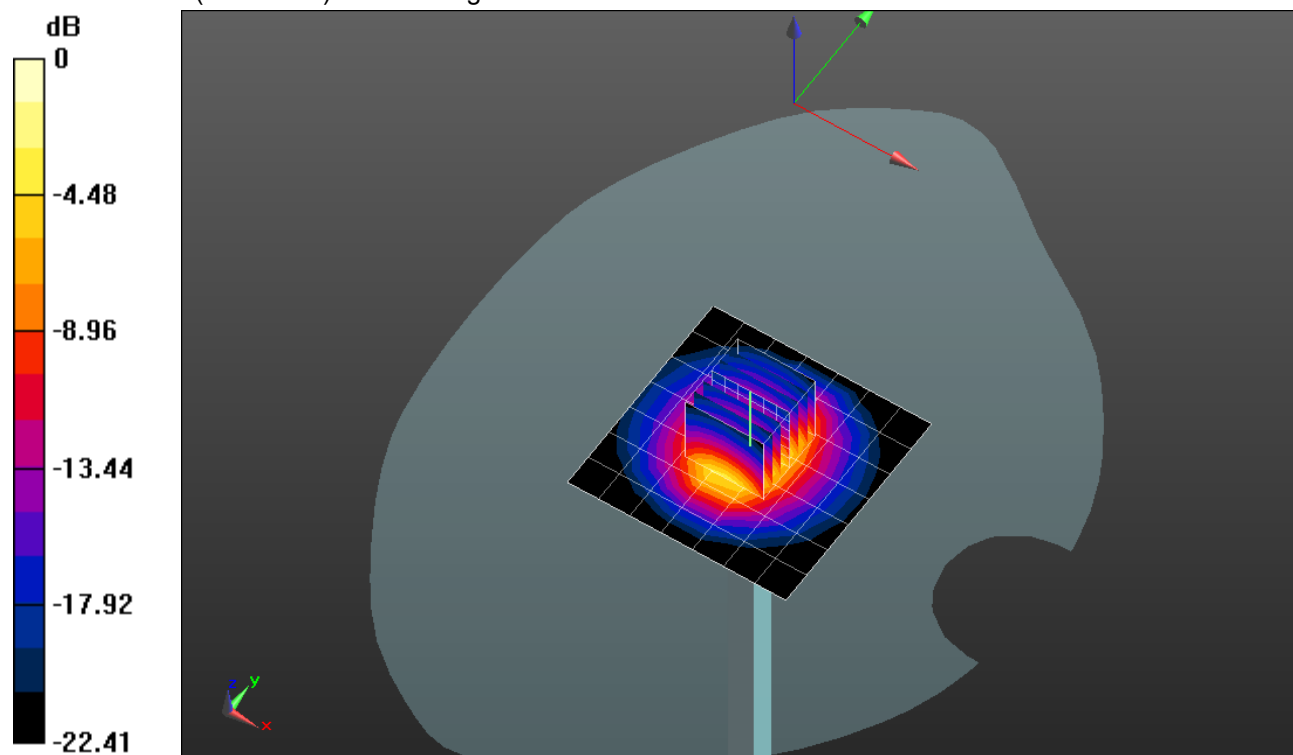
Head/Pin=100 mW/Zoom Scan (7x7x7)/Cube 0: Measurement grid: dx=5mm, dy=5mm, dz=5mm

Reference Value = 64.04 V/m; Power Drift = -0.01 dB

Peak SAR (extrapolated) = 12.7 W/kg

SAR(1 g) = 5.97 W/kg; SAR(10 g) = 2.7 W/kg

Maximum value of SAR (measured) = 8.62 W/kg



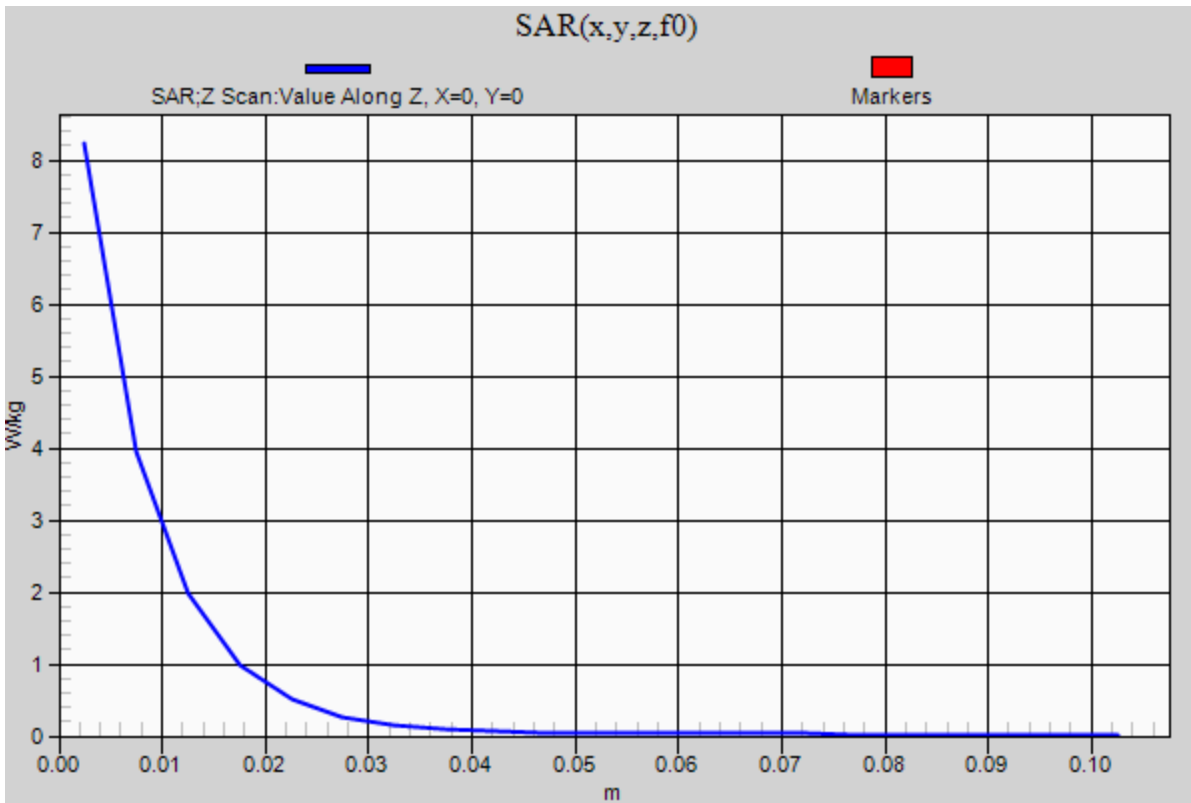
0 dB = 8.62 W/kg = 9.36 dBW/kg

20200919_SystemPerformanceCheck-D2600V2 SN 1006

Frequency: 2600 MHz; Duty Cycle: 1:1

Head/Pin=100 mW/Z Scan (1x1x21): Measurement grid: dx=20mm, dy=20mm, dz=5mm

Maximum value of SAR (measured) = 8.23 W/kg



20200815_SystemPerformanceCheck-D2600V2 SN 1006

Frequency: 2600 MHz; Duty Cycle: 1:1; Room Ambient Temperature: 24.0°C; Liquid Temperature: 23.0°C

Medium parameters used: $f = 2600$ MHz; $\sigma = 1.915$ S/m; $\epsilon_r = 37.425$; $\rho = 1000$ kg/m³

DASY5 Configuration:

- Area Scan Setting: Find Secondary Maximum Within: 2.0 dB and with a peak SAR value greater than 0.0012W/kg
- Electronics: DAE4 Sn1472; Calibrated: 3/12/2020
- Probe: EX3DV4 - SN3749; ConvF(6.72, 6.72, 6.72) @ 2600 MHz; Calibrated: 1/23/2020
- Sensor-Surface: 2.5mm (Mechanical Surface Detection)
- Phantom: Twin-SAM V8.0 (20deg probe tilt); Type: QD 000 P41 AA; Serial: 1957

Head/Pin=100 mW/Area Scan (8x8x1): Measurement grid: dx=12mm, dy=12mm

Maximum value of SAR (measured) = 6.92 W/kg

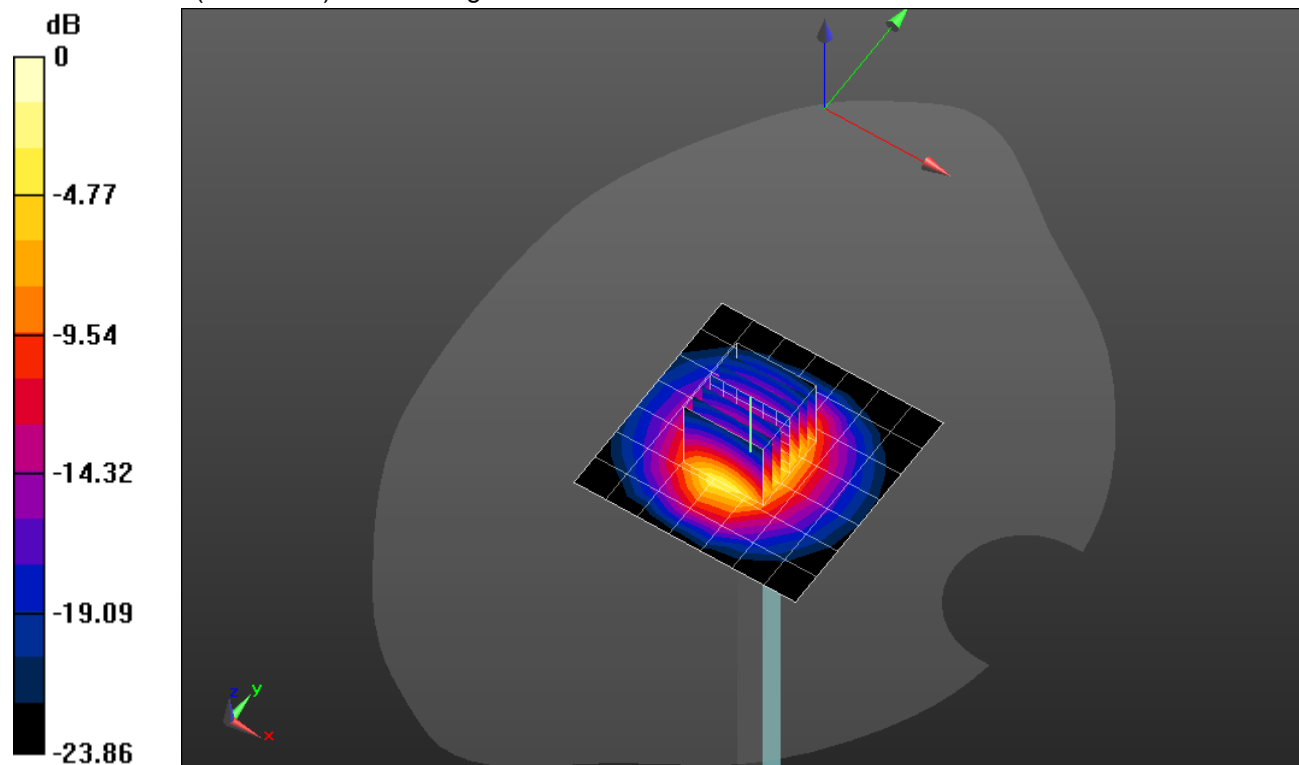
Head/Pin=100 mW/Zoom Scan (7x7x7)/Cube 0: Measurement grid: dx=5mm, dy=5mm, dz=5mm

Reference Value = 65.73 V/m; Power Drift = -0.07 dB

Peak SAR (extrapolated) = 12.3 W/kg

SAR(1 g) = 5.64 W/kg; SAR(10 g) = 2.53 W/kg

Maximum value of SAR (measured) = 8.16 W/kg



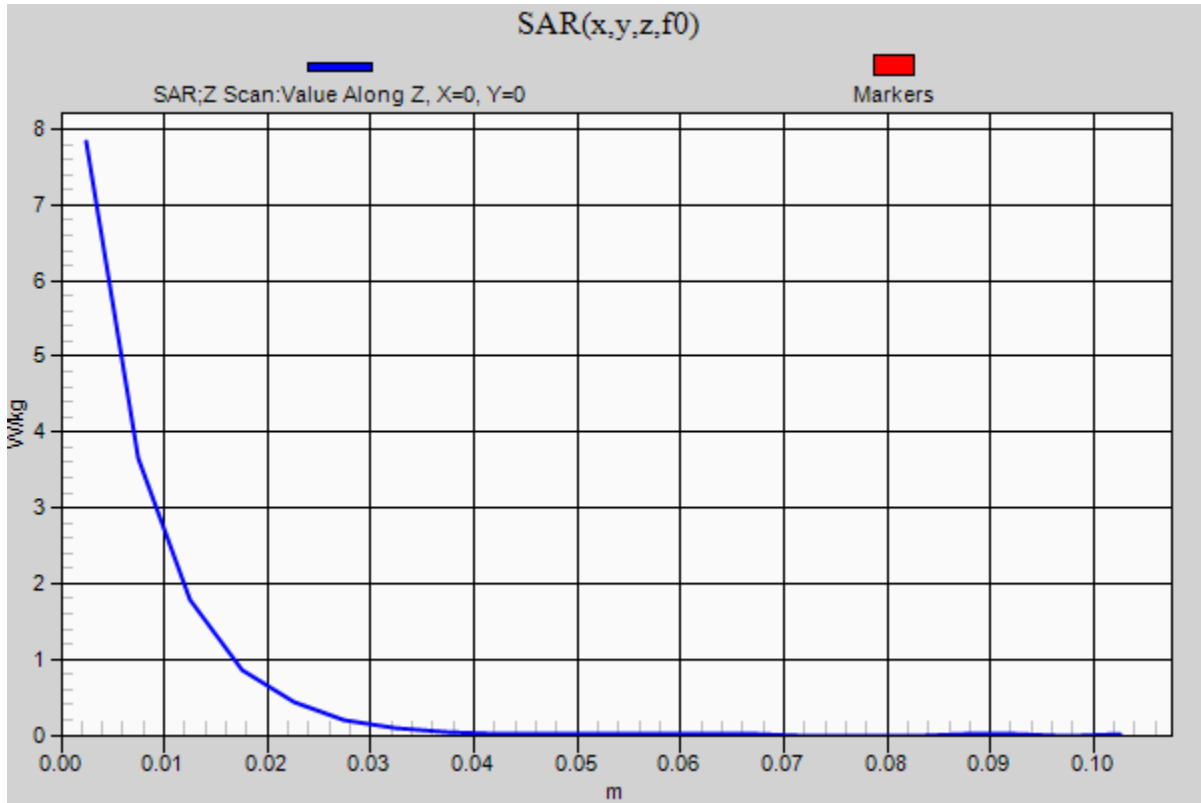
0 dB = 8.16 W/kg = 9.12 dBW/kg

20200815_SystemPerformanceCheck-D2600V2 SN 1006

Frequency: 2600 MHz; Duty Cycle: 1:1

Head/Pin=100 mW/Z Scan (1x1x21): Measurement grid: dx=20mm, dy=20mm, dz=5mm

Maximum value of SAR (measured) = 7.83 W/kg



2020-09-08_SystemPerformanceCheck-D2300V2 SN 1058

Frequency: 2300 MHz; Duty Cycle: 1:1; Room Ambient Temperature: 24.0°C; Liquid Temperature: 23.0°C

Medium parameters used: $f = 2300$ MHz; $\sigma = 1.769$ S/m; $\epsilon_r = 37.853$; $\rho = 1000$ kg/m³

DASY5 Configuration:

- Area Scan Setting: Find Secondary Maximum Within: 2.0 dB and with a peak SAR value greater than 0.0012W/kg
- Electronics: DAE4 Sn1472; Calibrated: 3/12/2020
- Probe: EX3DV4 - SN3749; ConvF(7.14, 7.14, 7.14) @ 2300 MHz; Calibrated: 1/23/2020
- Sensor-Surface: 2.5mm (Mechanical Surface Detection)
- Phantom: Twin-SAM V8.0 (20deg probe tilt); Type: QD 000 P41 AA; Serial: 1957

Head/Pin=100 mW/Area Scan (8x8x1): Measurement grid: dx=12mm, dy=12mm

Maximum value of SAR (measured) = 6.30 W/kg

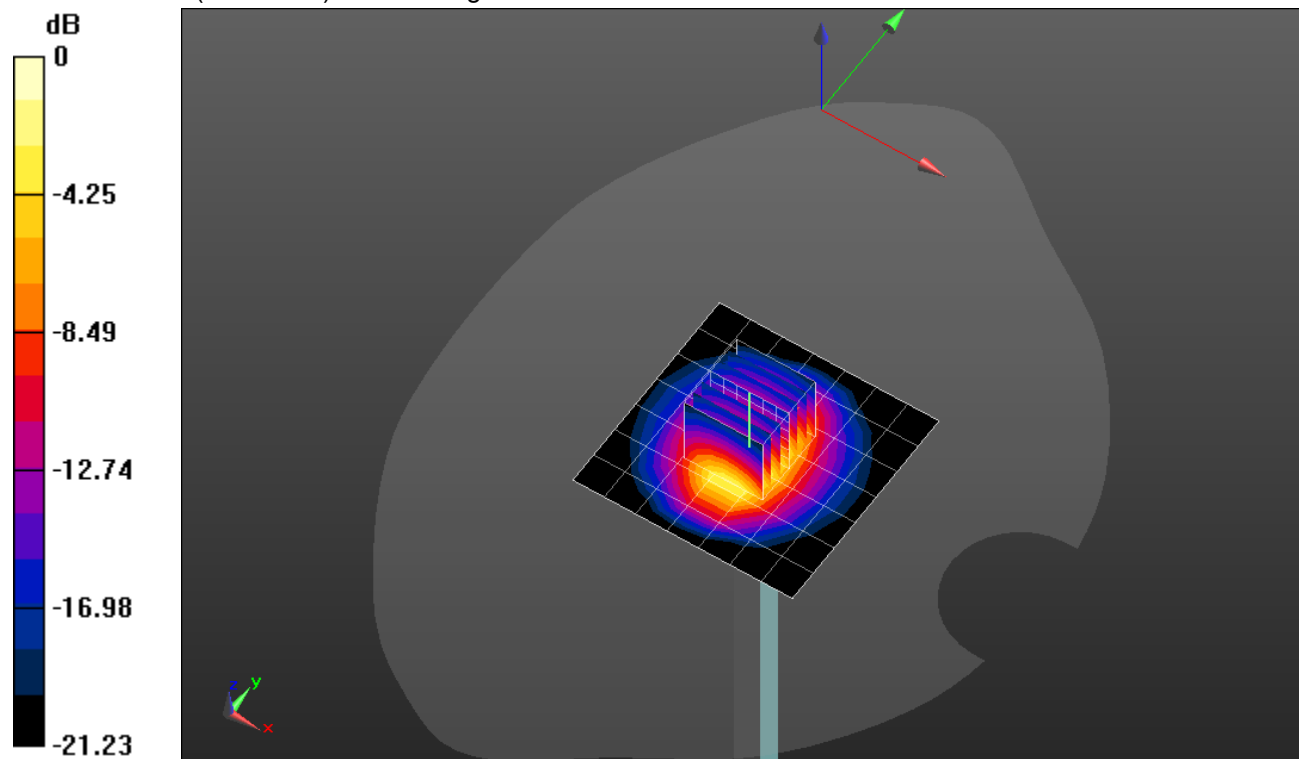
Head/Pin=100 mW/Zoom Scan (7x7x7)/Cube 0: Measurement grid: dx=5mm, dy=5mm, dz=5mm

Reference Value = 66.63 V/m; Power Drift = -0.03 dB

Peak SAR (extrapolated) = 10.6 W/kg

SAR(1 g) = 5.13 W/kg; SAR(10 g) = 2.44 W/kg

Maximum value of SAR (measured) = 7.19 W/kg



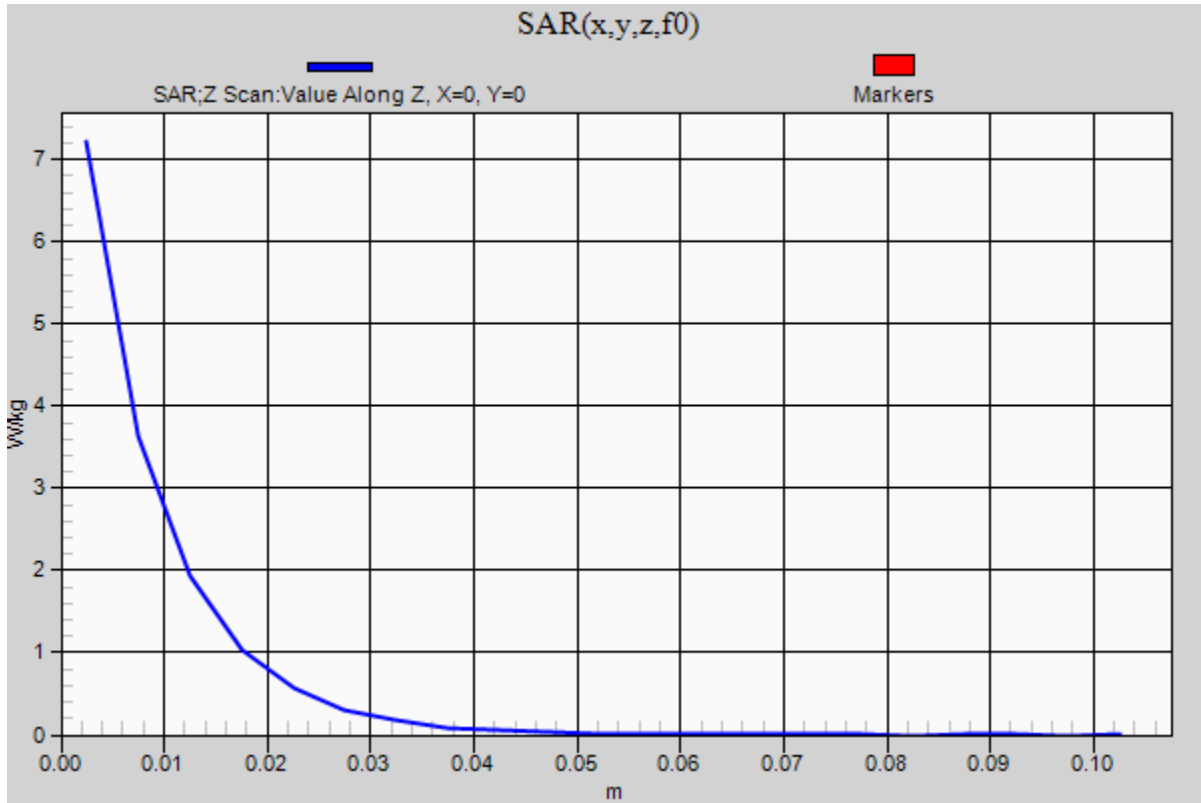
0 dB = 7.19 W/kg = 8.57 dBW/kg

2020-09-08_SystemPerformanceCheck-D2300V2 SN 1058

Frequency: 2300 MHz; Duty Cycle: 1:1

Head/Pin=100 mW/Z Scan (1x1x21): Measurement grid: dx=20mm, dy=20mm, dz=5mm

Maximum value of SAR (measured) = 7.22 W/kg



20200917_SystemPerformanceCheck-D1750V2 SN 1053

Frequency: 1750 MHz; Duty Cycle: 1:1; Room Ambient Temperature: 24.0°C; Liquid Temperature: 23.0°C
 Medium parameters used: $f = 1750 \text{ MHz}$; $\sigma = 1.243 \text{ S/m}$; $\epsilon_r = 38.715$; $\rho = 1000 \text{ kg/m}^3$

DASY5 Configuration:

- Area Scan Setting: Find Secondary Maximum Within: 2.0 dB and with a peak SAR value greater than 0.0012W/kg
- Electronics: DAE4 Sn1472; Calibrated: 3/12/2020
- Probe: EX3DV4 - SN3749; ConvF(7.83, 7.83, 7.83) @ 1750 MHz; Calibrated: 1/23/2020
- Sensor-Surface: 2.5mm (Mechanical Surface Detection)
- Phantom: Twin-SAM V8.0 (20deg probe tilt); Type: QD 000 P41 AA; Serial: 1957

Head/Pin=100 mW/Area Scan (7x7x1): Measurement grid: dx=15mm, dy=15mm

Maximum value of SAR (measured) = 4.53 W/kg

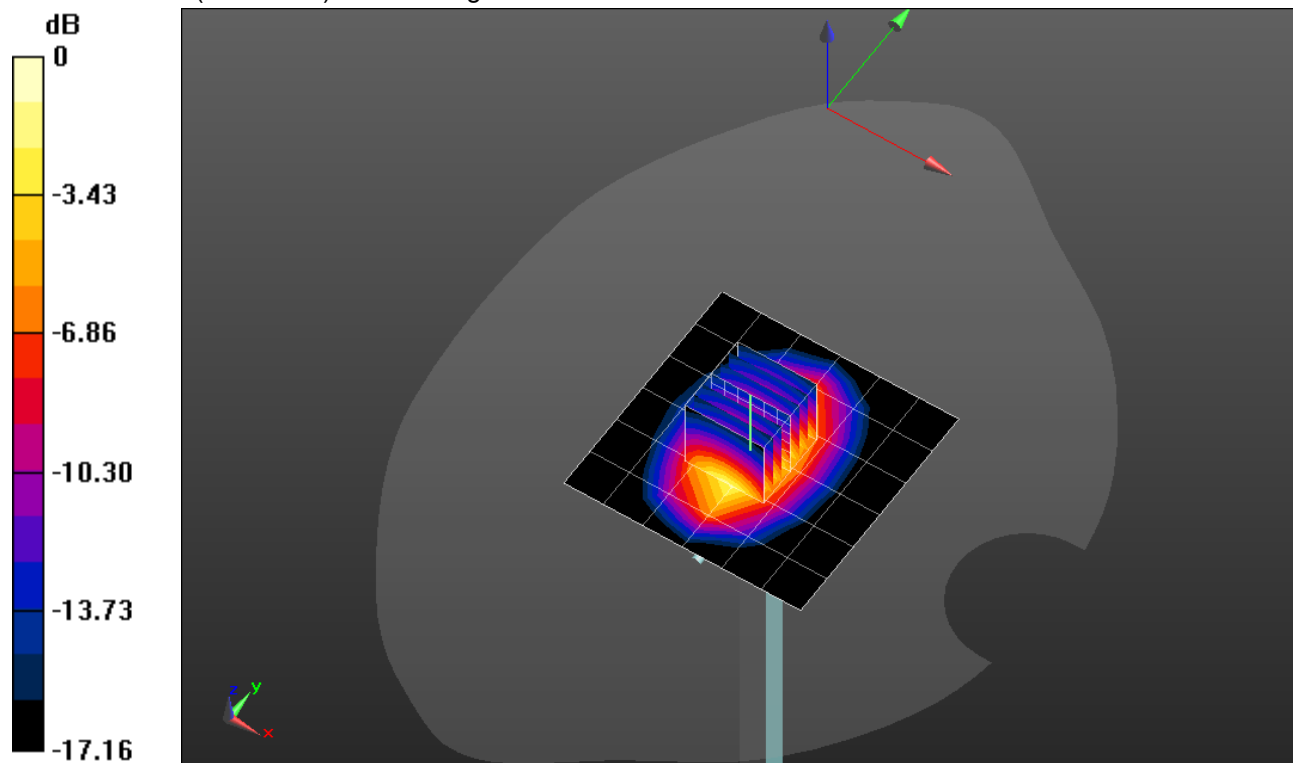
Head/Pin=100 mW/Zoom Scan (7x7x7)/Cube 0: Measurement grid: dx=5mm, dy=5mm, dz=5mm

Reference Value = 61.11 V/m; Power Drift = 0.07 dB

Peak SAR (extrapolated) = 6.49 W/kg

SAR(1 g) = 3.5 W/kg; SAR(10 g) = 1.85 W/kg

Maximum value of SAR (measured) = 4.72 W/kg



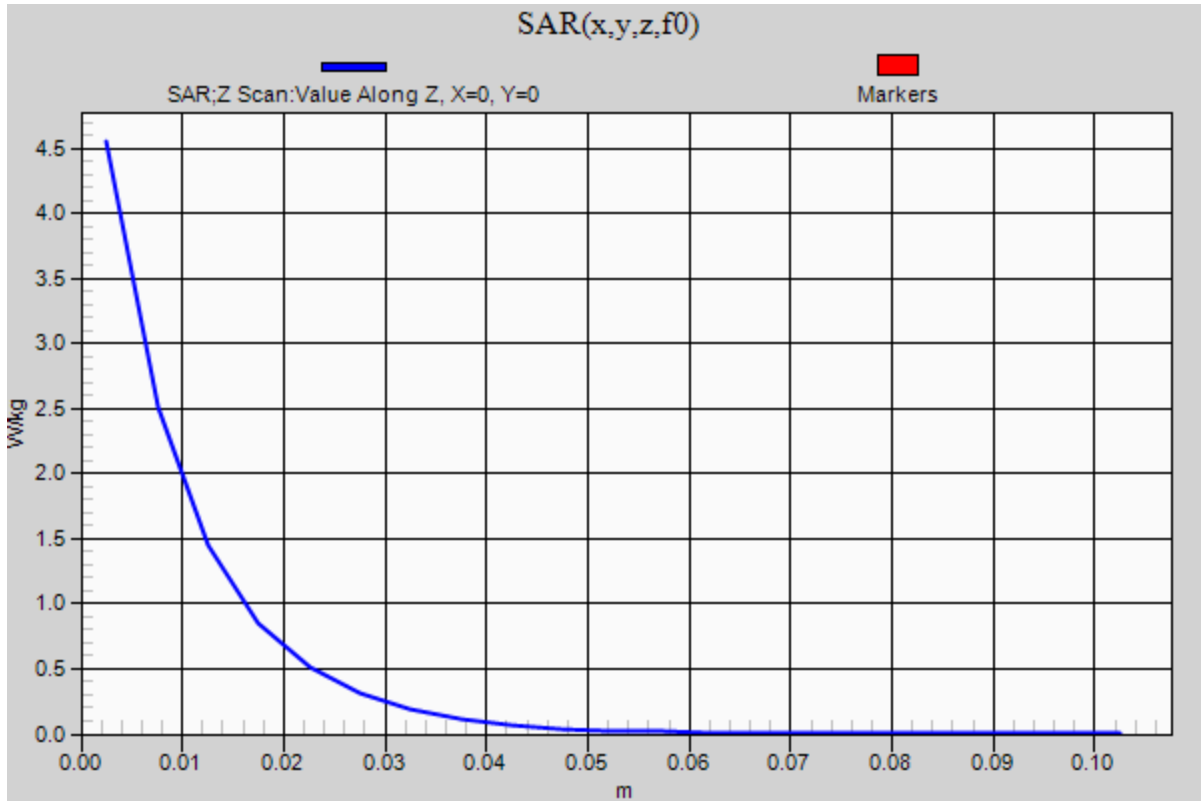
0 dB = 4.72 W/kg = 6.74 dBW/kg

20200917_SystemPerformanceCheck-D1750V2 SN 1053

Frequency: 1750 MHz; Duty Cycle: 1:1

Head/Pin=100 mW/Z Scan (1x1x21): Measurement grid: dx=20mm, dy=20mm, dz=5mm

Maximum value of SAR (measured) = 4.56 W/kg



20200907_SystemPerformanceCheck-D2600V2 SN 1036

Frequency: 2600 MHz; Duty Cycle: 1:1; Room Ambient Temperature: 24.0°C; Liquid Temperature: 23.0°C
 Medium parameters used: $f = 2600$ MHz; $\sigma = 1.959$ S/m; $\epsilon_r = 39.007$; $\rho = 1000$ kg/m³

DASY5 Configuration:

- Area Scan Setting: Find Secondary Maximum Within: 2.0 dB and with a peak SAR value greater than 0.0012W/kg
- Electronics: DAE4 Sn1546; Calibrated: 5/12/2020
- Probe: EX3DV4 - SN7501; ConvF(7.56, 7.56, 7.56) @ 2600 MHz; Calibrated: 5/15/2020
- Sensor-Surface: 2.5mm (Mechanical Surface Detection)
- Phantom: Twin-SAM V8.0 (30deg probe tilt); Type: QD 000 P41 Ax; Serial: xxxx

Head/Pin=100 mW/Area Scan (8x8x1): Measurement grid: dx=12mm, dy=12mm

Maximum value of SAR (measured) = 7.04 W/kg

Head/Pin=100 mW/Zoom Scan (7x7x7)/Cube 0: Measurement grid: dx=5mm, dy=5mm, dz=5mm

Reference Value = 63.94 V/m; Power Drift = 0.16 dB

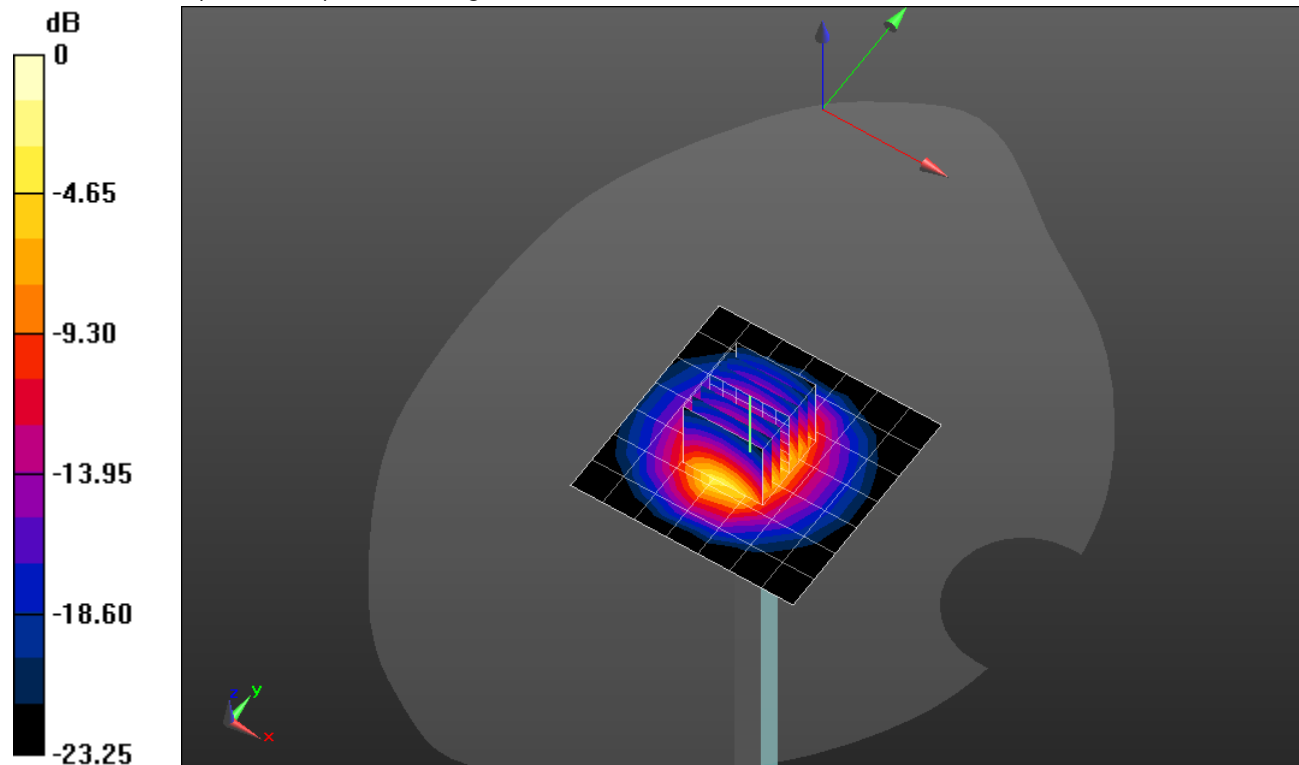
Peak SAR (extrapolated) = 12.8 W/kg

SAR(1 g) = 5.91 W/kg; SAR(10 g) = 2.64 W/kg

Smallest distance from peaks to all points 3 dB below = 9 mm

Ratio of SAR at M2 to SAR at M1 = 47.3%

Maximum value of SAR (measured) = 8.59 W/kg



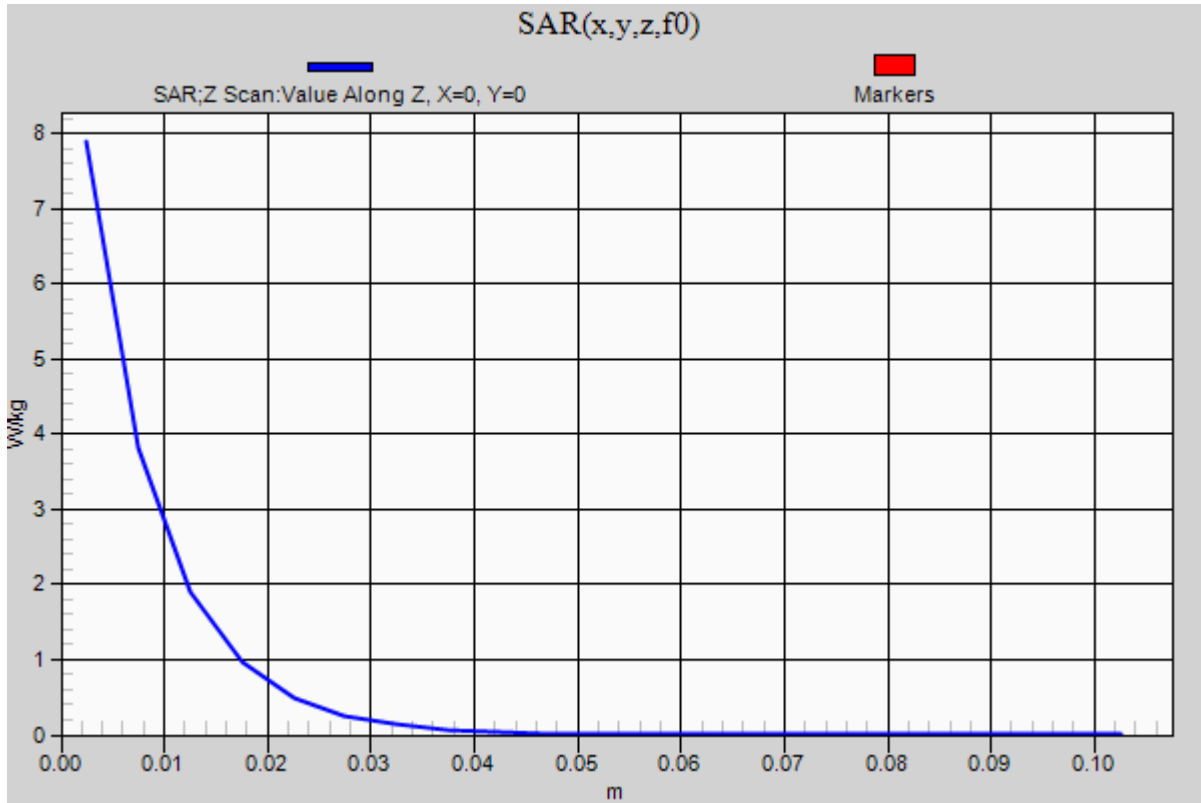
0 dB = 8.59 W/kg = 9.34 dBW/kg

20200907_SystemPerformanceCheck-D2600V2 SN 1036

Frequency: 2600 MHz; Duty Cycle: 1:1

Head/Pin=100 mW/Z Scan (1x1x21): Measurement grid: dx=20mm, dy=20mm, dz=5mm

Maximum value of SAR (measured) = 7.90 W/kg



20200914_SystemPerformanceCheck-D2600V2 SN 1006

Frequency: 2600 MHz; Duty Cycle: 1:1; Room Ambient Temperature: 24.0°C; Liquid Temperature: 23.0°C

Medium parameters used: $f = 2600$ MHz; $\sigma = 2.023$ S/m; $\epsilon_r = 38.138$; $\rho = 1000$ kg/m³

DASY5 Configuration:

- Area Scan Setting: Find Secondary Maximum Within: 2.0 dB and with a peak SAR value greater than 0.0012W/kg
- Electronics: DAE4 Sn1546; Calibrated: 5/12/2020
- Probe: EX3DV4 - SN7501; ConvF(7.56, 7.56, 7.56) @ 2600 MHz; Calibrated: 5/15/2020
- Sensor-Surface: 2.5mm (Mechanical Surface Detection)
- Phantom: Twin-SAM V8.0 (30deg probe tilt); Type: QD 000 P41 Ax; Serial: xxxx

Head/Pin=100 mW/Area Scan (8x8x1): Measurement grid: dx=12mm, dy=12mm

Maximum value of SAR (measured) = 6.09 W/kg

Head/Pin=100 mW/Zoom Scan (7x7x7)/Cube 0: Measurement grid: dx=5mm, dy=5mm, dz=5mm

Reference Value = 65.99 V/m; Power Drift = -0.07 dB

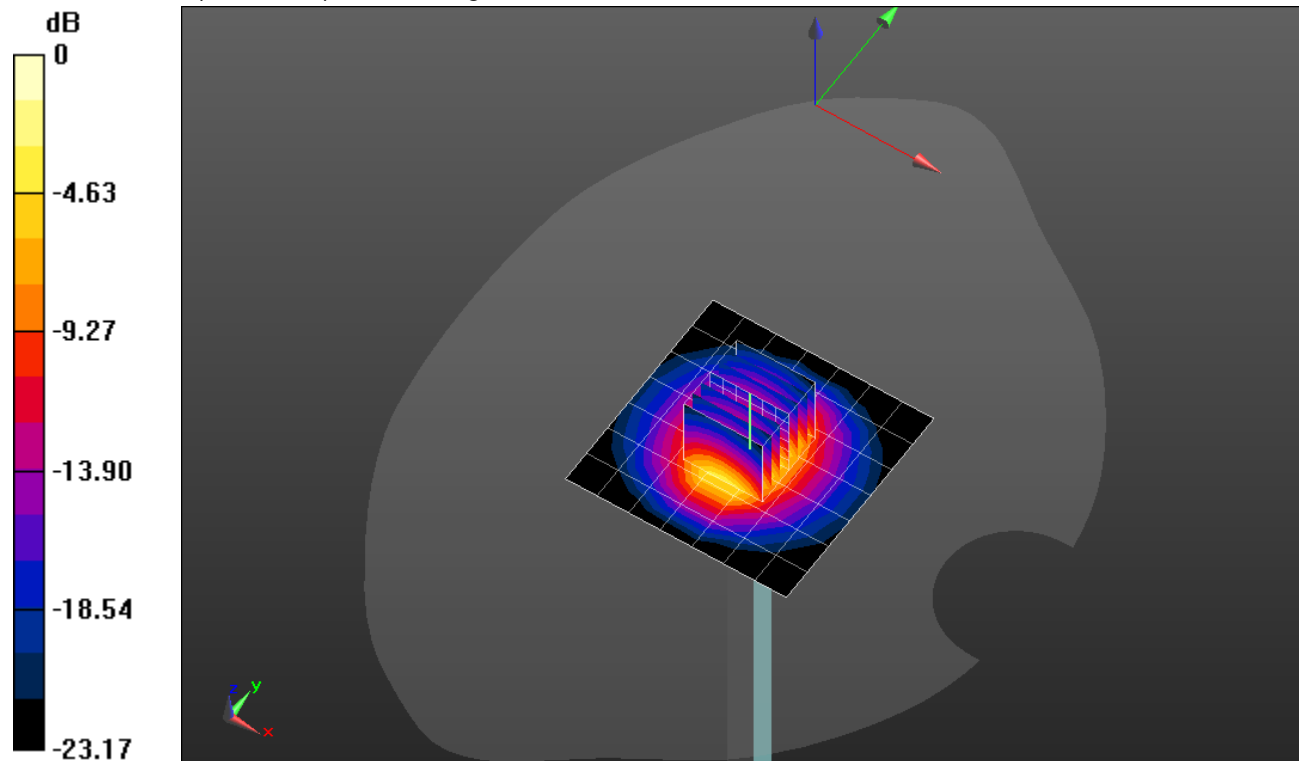
Peak SAR (extrapolated) = 12.9 W/kg

SAR(1 g) = 6 W/kg; SAR(10 g) = 2.7 W/kg

Smallest distance from peaks to all points 3 dB below = 9 mm

Ratio of SAR at M2 to SAR at M1 = 47.3%

Maximum value of SAR (measured) = 8.66 W/kg



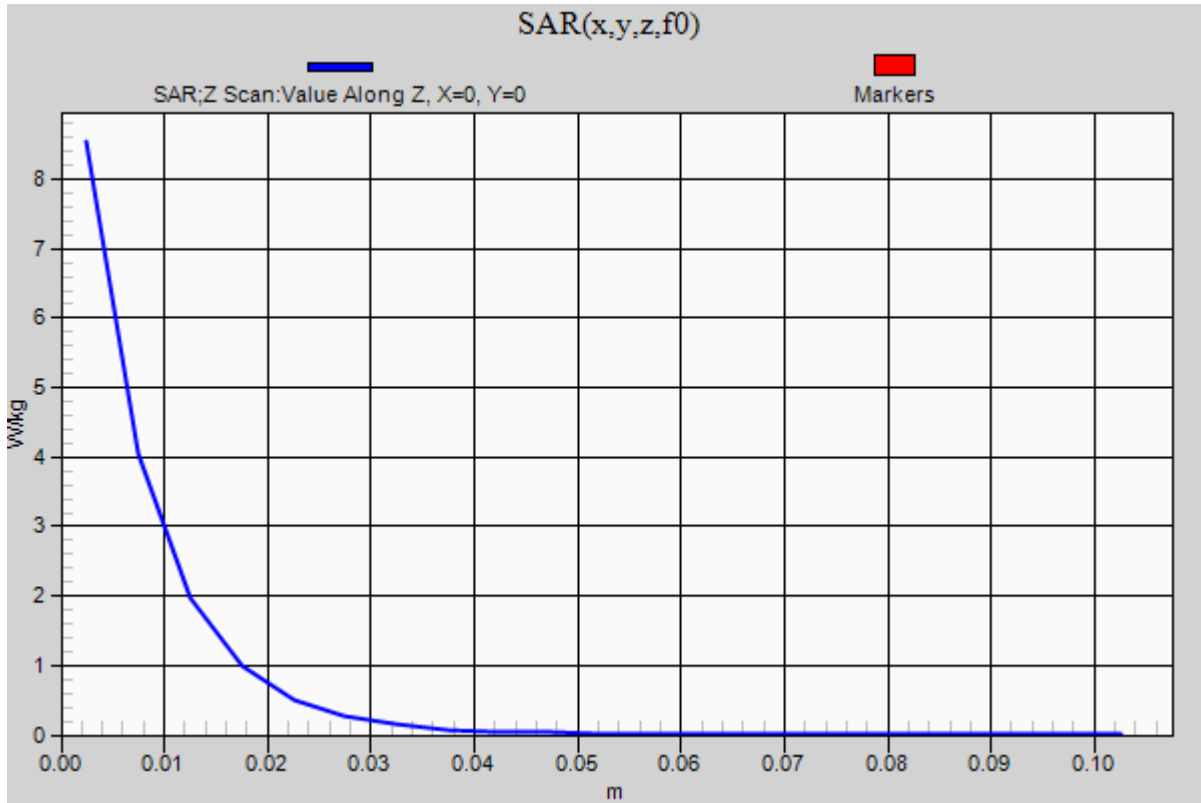
0 dB = 8.66 W/kg = 9.38 dBW/kg

20200914_SystemPerformanceCheck-D2600V2 SN 1006

Frequency: 2600 MHz; Duty Cycle: 1:1

Head/Pin=100 mW/Z Scan (1x1x21): Measurement grid: dx=20mm, dy=20mm, dz=5mm

Maximum value of SAR (measured) = 8.54 W/kg



20200817_SystemPerformanceCheck-D1900V2 SN 5d043

Frequency: 1900 MHz; Duty Cycle: 1:1; Room Ambient Temperature: 24.0°C; Liquid Temperature: 23.0°C
 Medium parameters used: $f = 1900$ MHz; $\sigma = 1.425$ S/m; $\epsilon_r = 40.19$; $\rho = 1000$ kg/m³

DASY5 Configuration:

- Area Scan Setting: Find Secondary Maximum Within: 2.0 dB and with a peak SAR value greater than 0.0012W/kg
- Electronics: DAE4 Sn1547; Calibrated: 5/15/2020
- Probe: EX3DV4 - SN3885; ConvF(7.82, 7.82, 7.82) @ 1900 MHz; Calibrated: 10/16/2019
- Sensor-Surface: 2.5mm (Mechanical Surface Detection)
- Phantom: SAM with CRP; Type: SAM;

Head/Pin=100 mW/Area Scan (7x7x1): Measurement grid: dx=15mm, dy=15mm

Maximum value of SAR (measured) = 4.96 W/kg

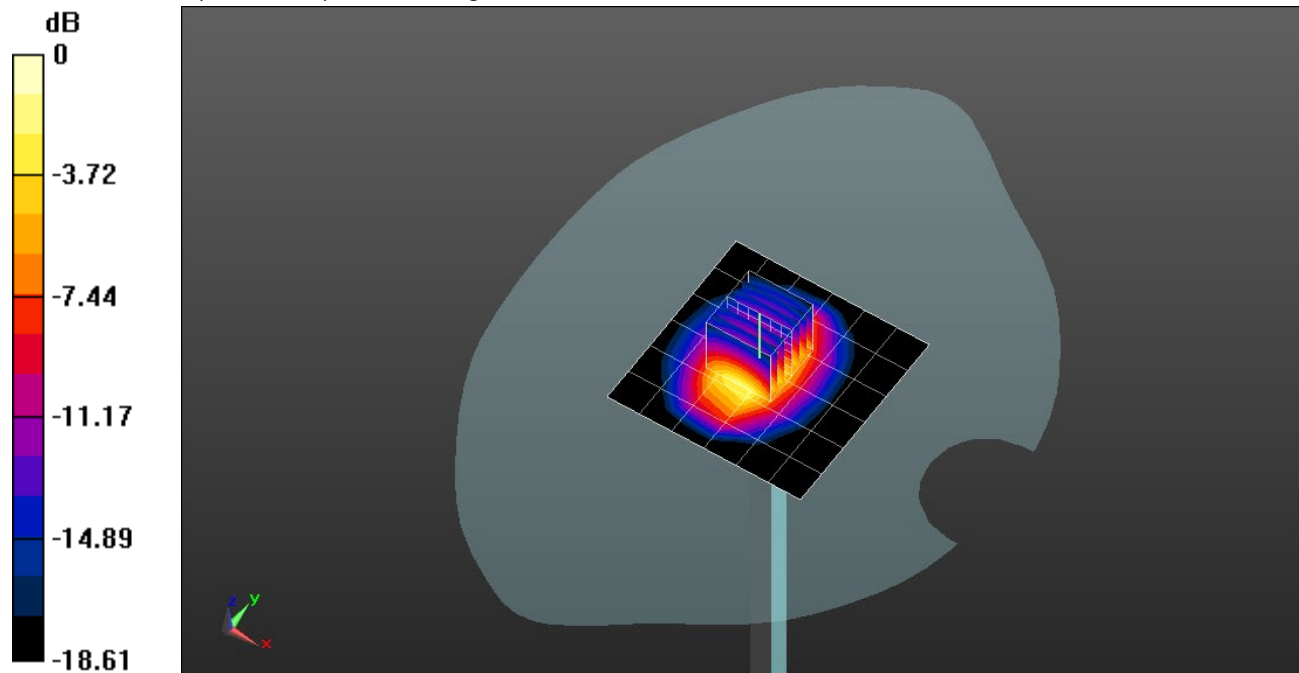
Head/Pin=100 mW/Zoom Scan (7x7x7)/Cube 0: Measurement grid: dx=5mm, dy=5mm, dz=5mm

Reference Value = 59.49 V/m; Power Drift = 0.09 dB

Peak SAR (extrapolated) = 8.30 W/kg

SAR(1 g) = 4.38 W/kg; SAR(10 g) = 2.25 W/kg

Maximum value of SAR (measured) = 5.93 W/kg



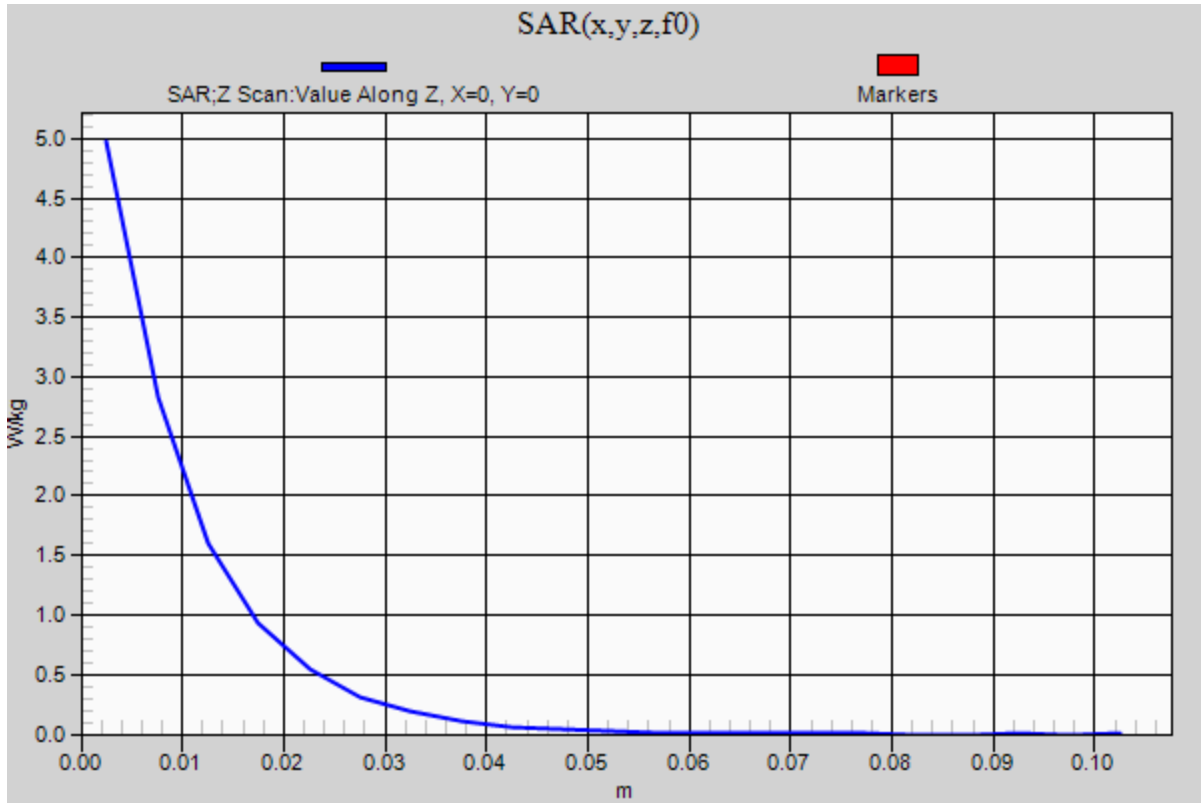
0 dB = 5.93 W/kg = 7.73 dBW/kg

20200817_SystemPerformanceCheck-D1900V2 SN 5d043

Frequency: 1900 MHz; Duty Cycle: 1:1

Head/Pin=100 mW/Z Scan (1x1x21): Measurement grid: dx=20mm, dy=20mm, dz=5mm

Maximum value of SAR (measured) = 4.97 W/kg



20200817_SystemPerformanceCheck-D1750V2 SN 1053

Frequency: 1750 MHz; Duty Cycle: 1:1; Room Ambient Temperature: 24.0°C; Liquid Temperature: 23.0°C

Medium parameters used: $f = 1750$ MHz; $\sigma = 1.336$ S/m; $\epsilon_r = 40.449$; $\rho = 1000$ kg/m³

DASY5 Configuration:

- Area Scan Setting: Find Secondary Maximum Within: 2.0 dB and with a peak SAR value greater than 0.0012W/kg
- Electronics: DAE4 Sn1547; Calibrated: 5/15/2020
- Probe: EX3DV4 - SN3885; ConvF(8.22, 8.22, 8.22) @ 1750 MHz; Calibrated: 10/16/2019
- Sensor-Surface: 2.5mm (Mechanical Surface Detection)
- Phantom: SAM with CRP; Type: SAM;

Head/Pin=100 mW/Area Scan (7x7x1): Measurement grid: dx=15mm, dy=15mm

Maximum value of SAR (measured) = 3.83 W/kg

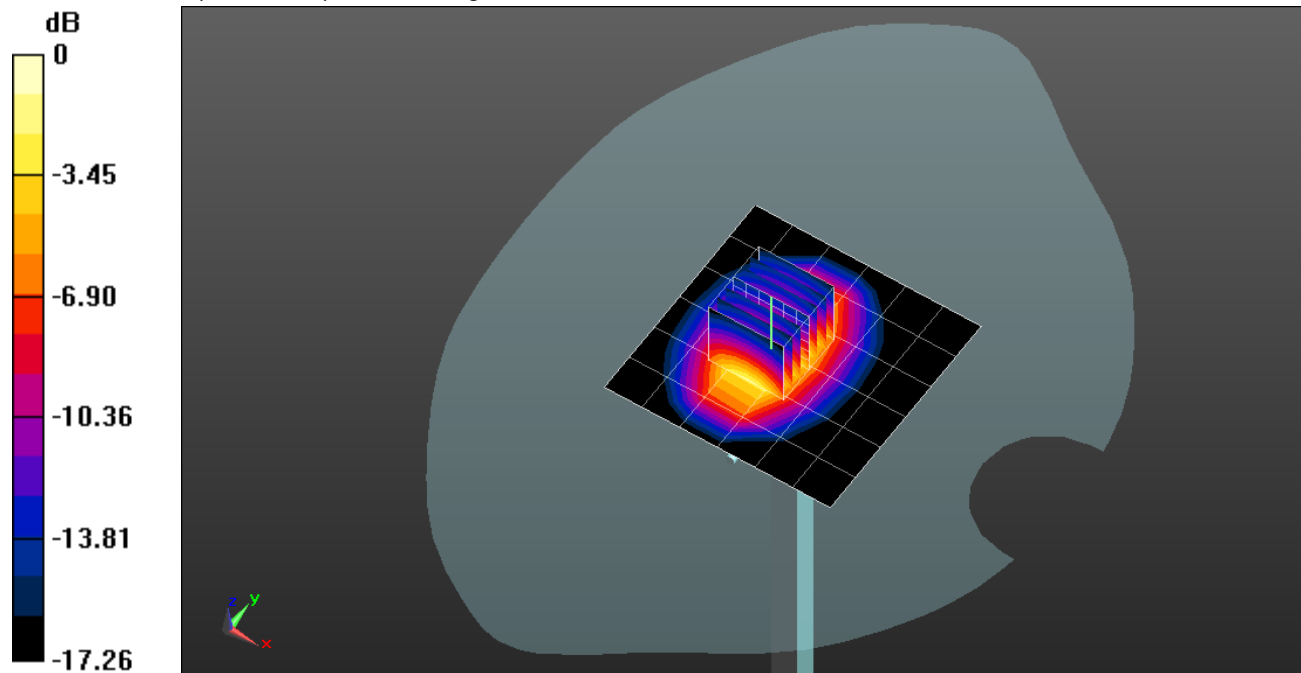
Head/Pin=100 mW/Zoom Scan (7x7x7)/Cube 0: Measurement grid: dx=5mm, dy=5mm, dz=5mm

Reference Value = 54.41 V/m; Power Drift = -0.01 dB

Peak SAR (extrapolated) = 7.37 W/kg

SAR(1 g) = 3.93 W/kg; SAR(10 g) = 2.07 W/kg

Maximum value of SAR (measured) = 5.32 W/kg



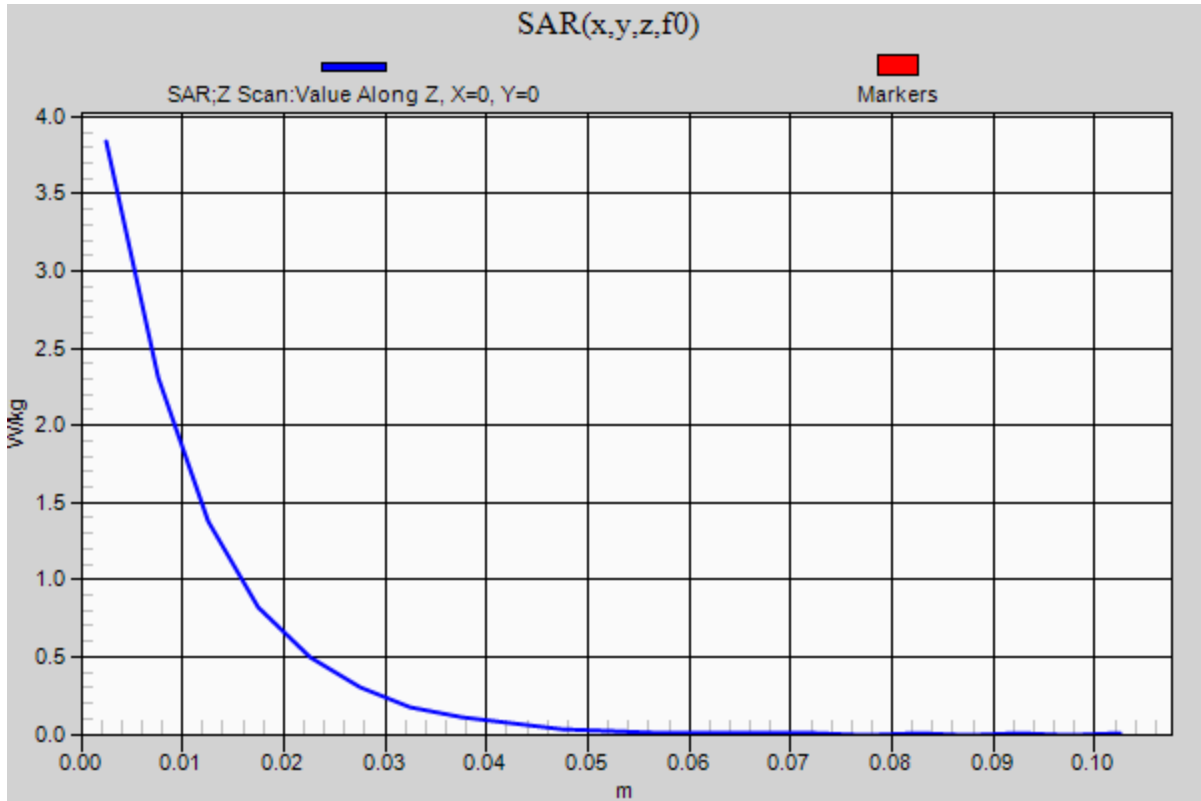
0 dB = 5.32 W/kg = 7.26 dBW/kg

20200817_SystemPerformanceCheck-D1750V2 SN 1053

Frequency: 1750 MHz; Duty Cycle: 1:1

Head/Pin=100 mW/Z Scan (1x1x21): Measurement grid: dx=20mm, dy=20mm, dz=5mm

Maximum value of SAR (measured) = 3.84 W/kg



20200828_SystemPerformanceCheck-D1900V2 SN 5d163

Frequency: 1900 MHz; Duty Cycle: 1:1; Room Ambient Temperature: 24.0°C; Liquid Temperature: 23.0°C

Medium parameters used: $f = 1900$ MHz; $\sigma = 1.459$ S/m; $\epsilon_r = 38.416$; $\rho = 1000$ kg/m³

DASY5 Configuration:

- Area Scan Setting: Find Secondary Maximum Within: 2.0 dB and with a peak SAR value greater than 0.0012W/kg
- Electronics: DAE4 Sn1547; Calibrated: 5/15/2020
- Probe: EX3DV4 - SN3885; ConvF(7.82, 7.82, 7.82) @ 1900 MHz; Calibrated: 10/16/2019
- Sensor-Surface: 2.5mm (Mechanical Surface Detection (Locations From Previous Scan Used)), Sensor-Surface: 2.5mm (Mechanical Surface Detection)
- Phantom: SAM with CRP; Type: SAM;

Head/Pin=100 mW/Area Scan (7x7x1): Measurement grid: dx=15mm, dy=15mm

Maximum value of SAR (measured) = 5.13 W/kg

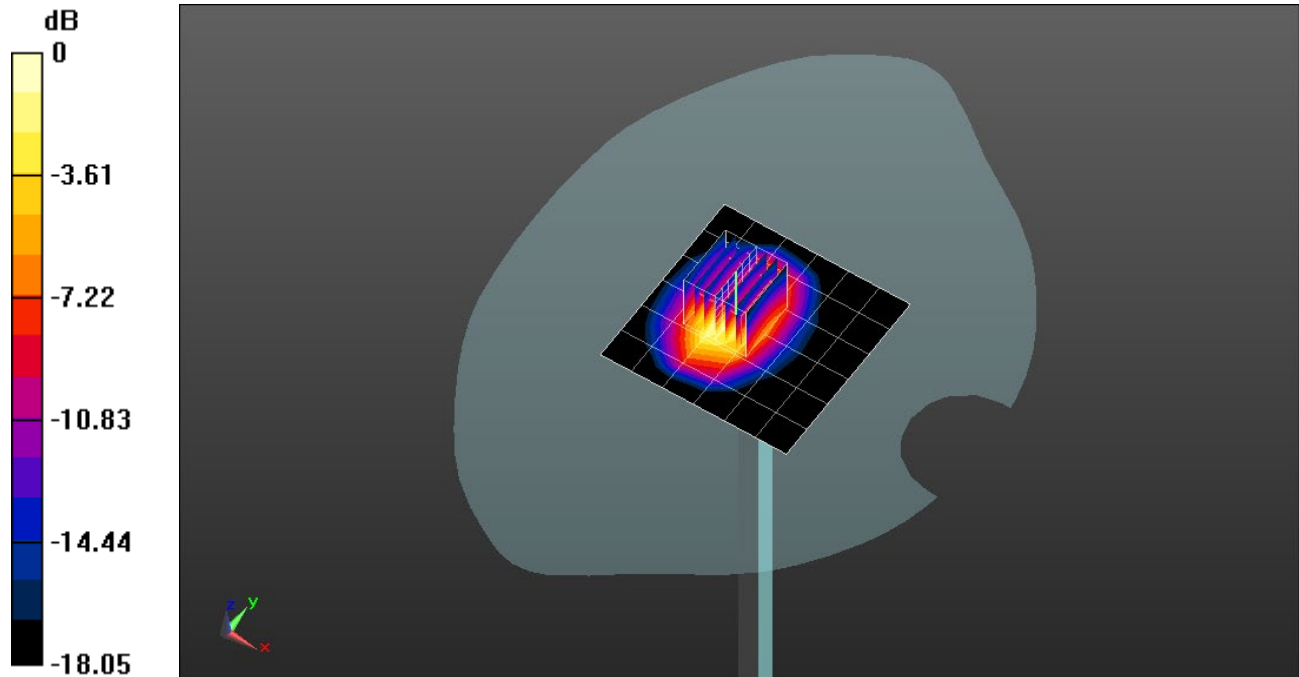
Head/Pin=100 mW/Zoom Scan (7x7x7)/Cube 0: Measurement grid: dx=5mm, dy=5mm, dz=5mm

Reference Value = 42.57 V/m; Power Drift = 0.05 dB

Peak SAR (extrapolated) = 8.14 W/kg

SAR(1 g) = 4.3 W/kg; SAR(10 g) = 2.22 W/kg

Maximum value of SAR (measured) = 5.85 W/kg



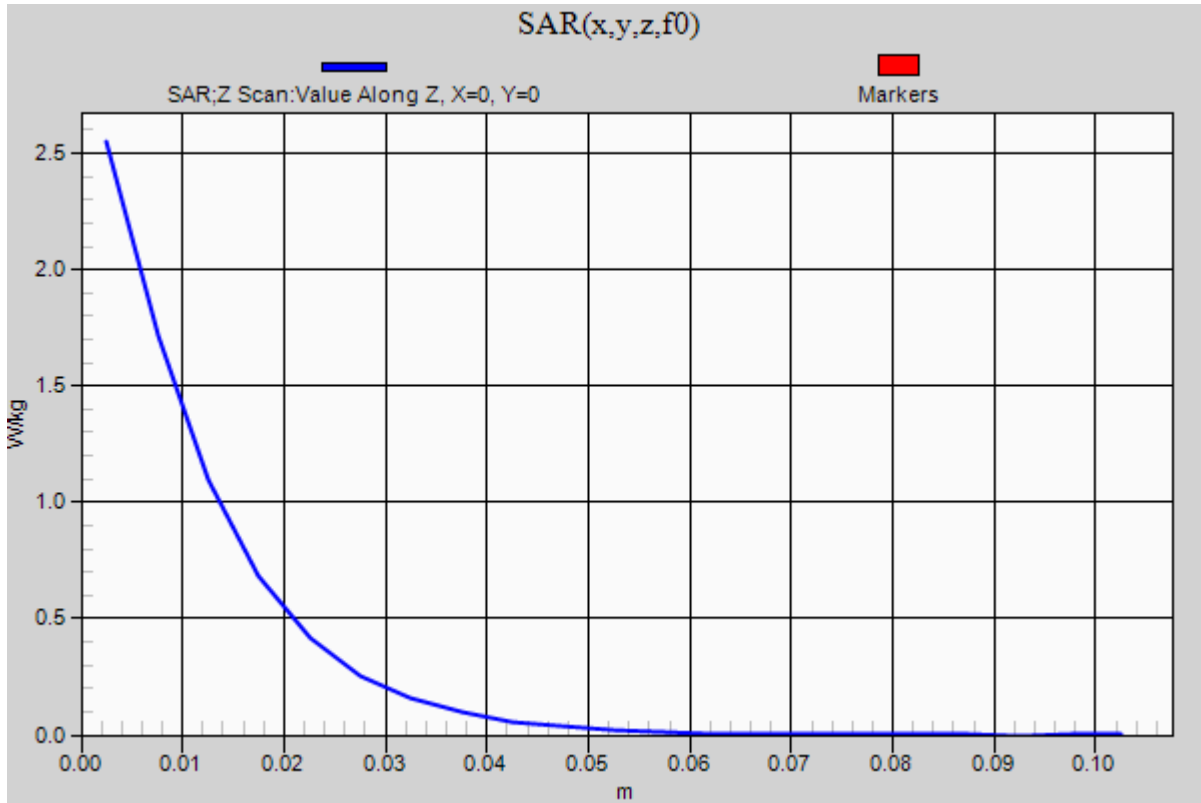
0 dB = 5.85 W/kg = 7.67 dBW/kg

20200828_SystemPerformanceCheck-D1900V2 SN 5d163

Frequency: 1900 MHz; Duty Cycle: 1:1

Head/Pin=100 mW/Z Scan (1x1x21): Measurement grid: dx=20mm, dy=20mm, dz=5mm

Maximum value of SAR (measured) = 2.55 W/kg



2020-08-11_SystemPerformanceCheck-D835V2 SN 4d002

Frequency: 835 MHz; Duty Cycle: 1:1; Room Ambient Temperature: 24.0°C; Liquid Temperature: 23.0°C
 Medium parameters used: $f = 835 \text{ MHz}$; $\sigma = 0.928 \text{ S/m}$; $\epsilon_r = 42.96$; $\rho = 1000 \text{ kg/m}^3$

DASY5 Configuration:

- Area Scan Setting: Find Secondary Maximum Within: 2.0 dB and with a peak SAR value greater than 0.0012W/kg
- Electronics: DAE4 Sn1540; Calibrated: 2/21/2020
- Probe: EX3DV4 - SN3686; ConvF(9.21, 9.21, 9.21) @ 835 MHz; Calibrated: 9/26/2019
- Sensor-Surface: 2.5mm (Mechanical Surface Detection)
- Phantom: Twin-SAM V5.0 (30deg probe tilt); Type: QD 000 P40 CD; Serial: 1831

Head/Pin=100 mW/Area Scan (7x7x1): Measurement grid: dx=15mm, dy=15mm

Maximum value of SAR (measured) = 1.33 W/kg

Head/Pin=100 mW/Zoom Scan (7x7x7)/Cube 0: Measurement grid: dx=5mm, dy=5mm, dz=5mm

Reference Value = 37.67 V/m; Power Drift = -0.11 dB

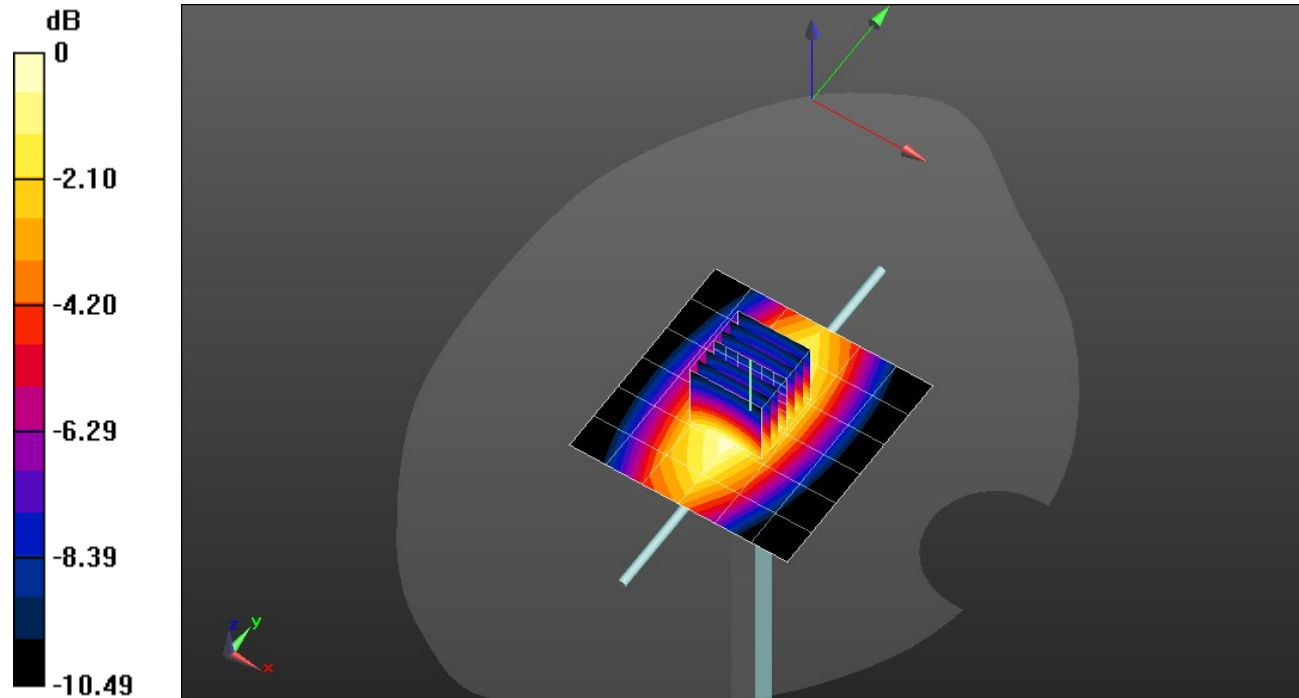
Peak SAR (extrapolated) = 1.57 W/kg

SAR(1 g) = 1.04 W/kg; SAR(10 g) = 0.679 W/kg

Smallest distance from peaks to all points 3 dB below: Larger than measurement grid

Ratio of SAR at M2 to SAR at M1 = 66.4%

Maximum value of SAR (measured) = 1.27 W/kg



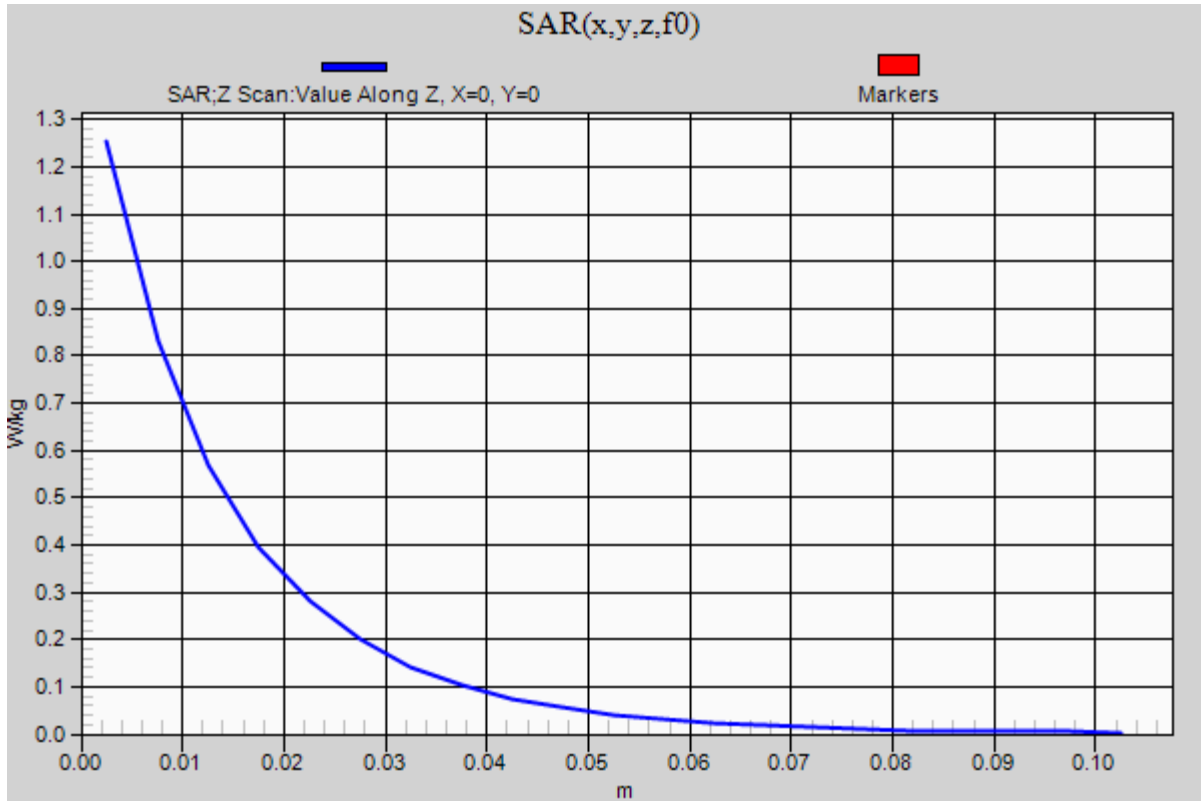
0 dB = 1.27 W/kg = 1.04 dBW/kg

2020-08-11_SystemPerformanceCheck-D835V2 SN 4d002

Frequency: 835 MHz; Duty Cycle: 1:1

Head/Pin=100 mW/Z Scan (1x1x21): Measurement grid: dx=20mm, dy=20mm, dz=5mm

Maximum value of SAR (measured) = 1.25 W/kg



2020-08-17_SystemPerformanceCheck-D2600V2 SN 1006

Frequency: 2600 MHz; Duty Cycle: 1:1; Room Ambient Temperature: 24.0°C; Liquid Temperature: 23.0°C

Medium parameters used: $f = 2600$ MHz; $\sigma = 1.908$ S/m; $\epsilon_r = 40.514$; $\rho = 1000$ kg/m³

DASY5 Configuration:

- Area Scan Setting: Find Secondary Maximum Within: 2.0 dB and with a peak SAR value greater than 0.0012W/kg
- Electronics: DAE4 Sn1540; Calibrated: 2/21/2020
- Probe: EX3DV4 - SN3686; ConvF(6.78, 6.78, 6.78) @ 2600 MHz; Calibrated: 9/26/2019
- Sensor-Surface: 2.5mm (Mechanical Surface Detection)
- Phantom: Twin-SAM V5.0 (30deg probe tilt); Type: QD 000 P40 CD; Serial: 1831

Head/Pin=100 mW/Area Scan (8x8x1): Measurement grid: dx=12mm, dy=12mm

Maximum value of SAR (measured) = 6.92 W/kg

Head/Pin=100 mW/Zoom Scan (7x7x7)/Cube 0: Measurement grid: dx=5mm, dy=5mm, dz=5mm

Reference Value = 67.20 V/m; Power Drift = 0.05 dB

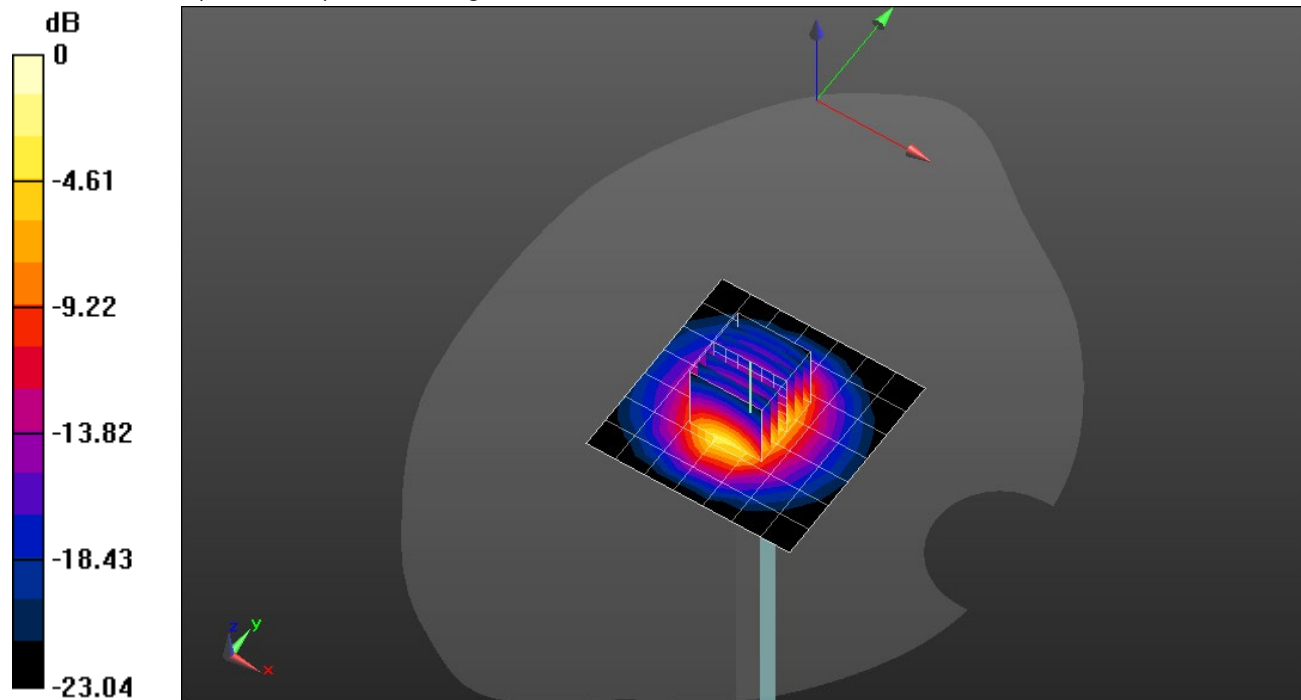
Peak SAR (extrapolated) = 13.0 W/kg

SAR(1 g) = 5.94 W/kg; SAR(10 g) = 2.66 W/kg

Smallest distance from peaks to all points 3 dB below = 9 mm

Ratio of SAR at M2 to SAR at M1 = 46.4%

Maximum value of SAR (measured) = 8.65 W/kg

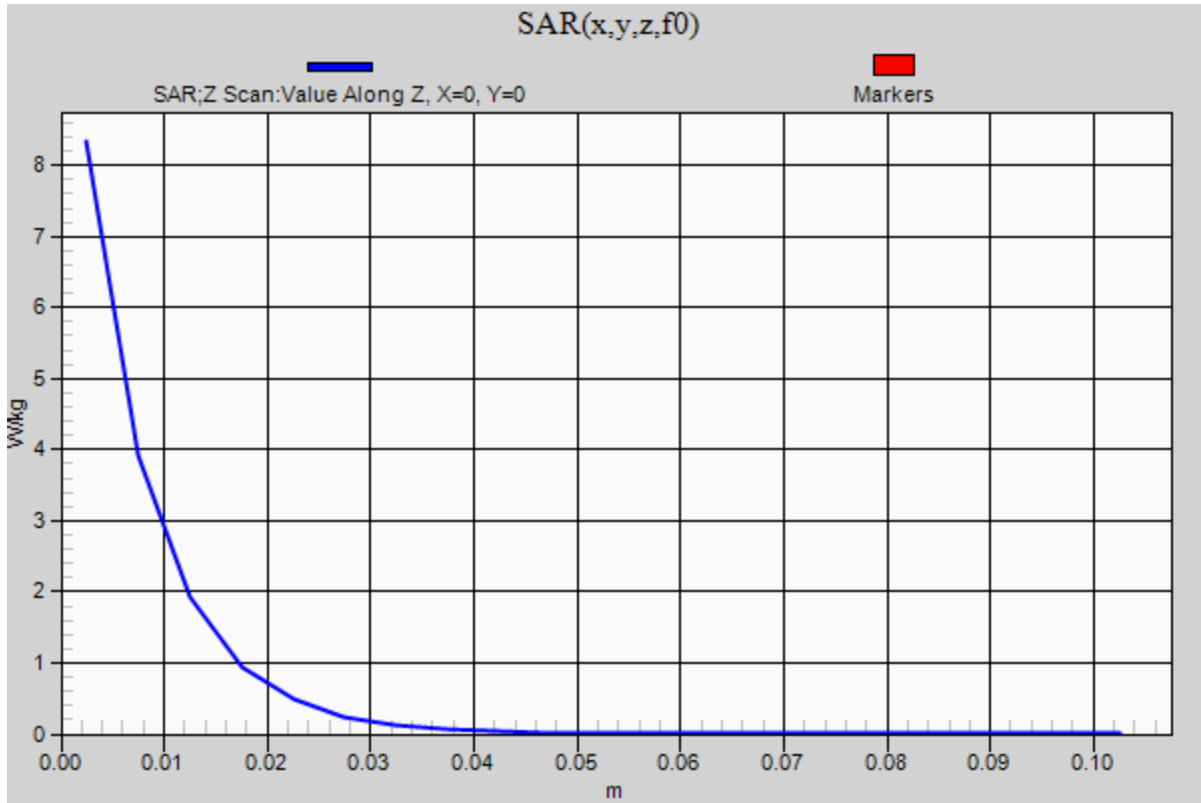


0 dB = 8.65 W/kg = 9.37 dBW/kg

2020-08-17_SystemPerformanceCheck-D2600V2 SN 1006

Frequency: 2600 MHz; Duty Cycle: 1:1

Head/Pin=100 mW/Z Scan (1x1x21): Measurement grid: dx=20mm, dy=20mm, dz=5mm
Maximum value of SAR (measured) = 8.33 W/kg



2020-08-25_SystemPerformanceCheck-D2300V2 SN 1058

Frequency: 2300 MHz; Duty Cycle: 1:1; Room Ambient Temperature: 24.0°C; Liquid Temperature: 23.0°C
 Medium parameters used: $f = 2300$ MHz; $\sigma = 1.727$ S/m; $\epsilon_r = 38.121$; $\rho = 1000$ kg/m³

DASY5 Configuration:

- Area Scan Setting: Find Secondary Maximum Within: 2.0 dB and with a peak SAR value greater than 0.0012W/kg
- Electronics: DAE4 Sn1540; Calibrated: 2/21/2020
- Probe: EX3DV4 - SN3686; ConvF(7.29, 7.29, 7.29) @ 2300 MHz; Calibrated: 9/26/2019
- Sensor-Surface: 2.5mm (Mechanical Surface Detection)
- Phantom: Twin-SAM V5.0 (30deg probe tilt); Type: QD 000 P40 CD; Serial: 1831

Head/Pin=100 mW/Area Scan (8x8x1): Measurement grid: dx=12mm, dy=12mm

Maximum value of SAR (measured) = 5.24 W/kg

Head/Pin=100 mW/Zoom Scan (7x7x7)/Cube 0: Measurement grid: dx=5mm, dy=5mm, dz=5mm

Reference Value = 61.64 V/m; Power Drift = -0.01 dB

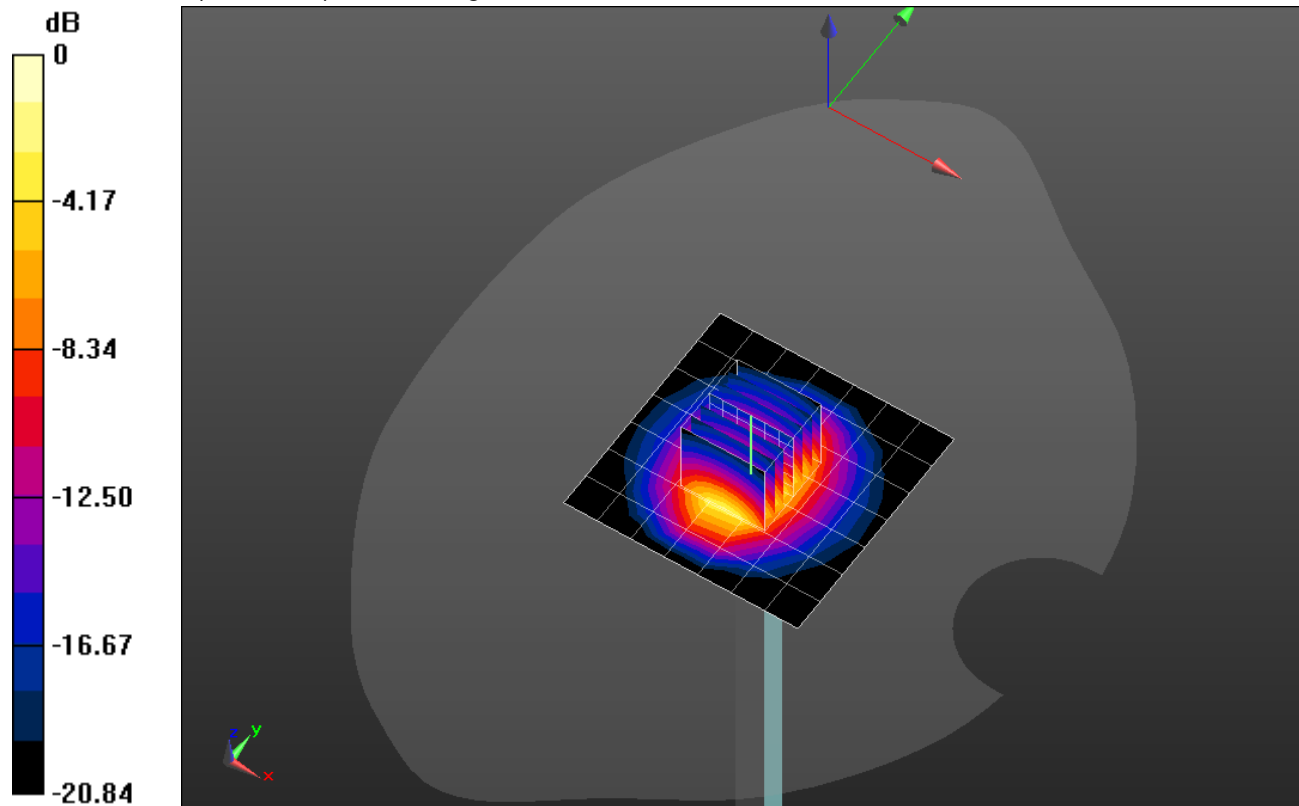
Peak SAR (extrapolated) = 9.56 W/kg

SAR(1 g) = 4.63 W/kg; SAR(10 g) = 2.19 W/kg

Smallest distance from peaks to all points 3 dB below = 9.5 mm

Ratio of SAR at M2 to SAR at M1 = 49.3%

Maximum value of SAR (measured) = 6.58 W/kg



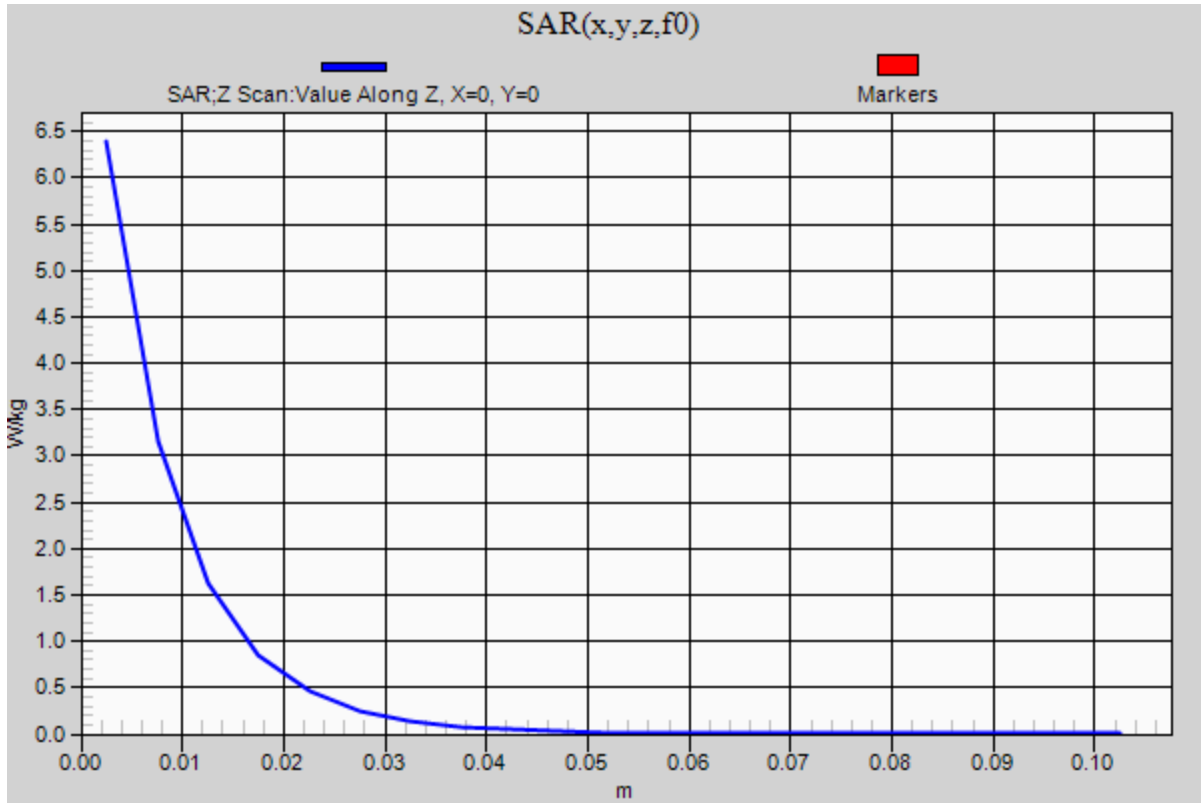
0 dB = 6.58 W/kg = 8.18 dBW/kg

2020-08-25_SystemPerformanceCheck-D2300V2 SN 1058

Frequency: 2300 MHz; Duty Cycle: 1:1

Head/Pin=100 mW/Z Scan (1x1x21): Measurement grid: dx=20mm, dy=20mm, dz=5mm

Maximum value of SAR (measured) = 6.39 W/kg



2020-09-11_SystemPerformanceCheck-D835V2 SN 4d142

Frequency: 835 MHz; Duty Cycle: 1:1; Room Ambient Temperature: 24.0°C; Liquid Temperature: 23.0°C
 Medium parameters used: $f = 835 \text{ MHz}$; $\sigma = 0.938 \text{ S/m}$; $\epsilon_r = 39.905$; $\rho = 1000 \text{ kg/m}^3$

DASY5 Configuration:

- Area Scan Setting: Find Secondary Maximum Within: 2.0 dB and with a peak SAR value greater than 0.0012W/kg
- Electronics: DAE4 Sn1540; Calibrated: 2/21/2020
- Probe: EX3DV4 - SN7482; ConvF(8.97, 8.97, 8.97) @ 835 MHz; Calibrated: 7/27/2020
- Sensor-Surface: 2.5mm (Mechanical Surface Detection)
- Phantom: Twin-SAM V5.0 (30deg probe tilt); Type: QD 000 P40 CD; Serial: 1831

Head/Pin=100 mW/Area Scan (7x7x1): Measurement grid: dx=15mm, dy=15mm

Maximum value of SAR (measured) = 1.27 W/kg

Head/Pin=100 mW/Zoom Scan (7x7x7)/Cube 0: Measurement grid: dx=5mm, dy=5mm, dz=5mm

Reference Value = 37.64 V/m; Power Drift = -0.15 dB

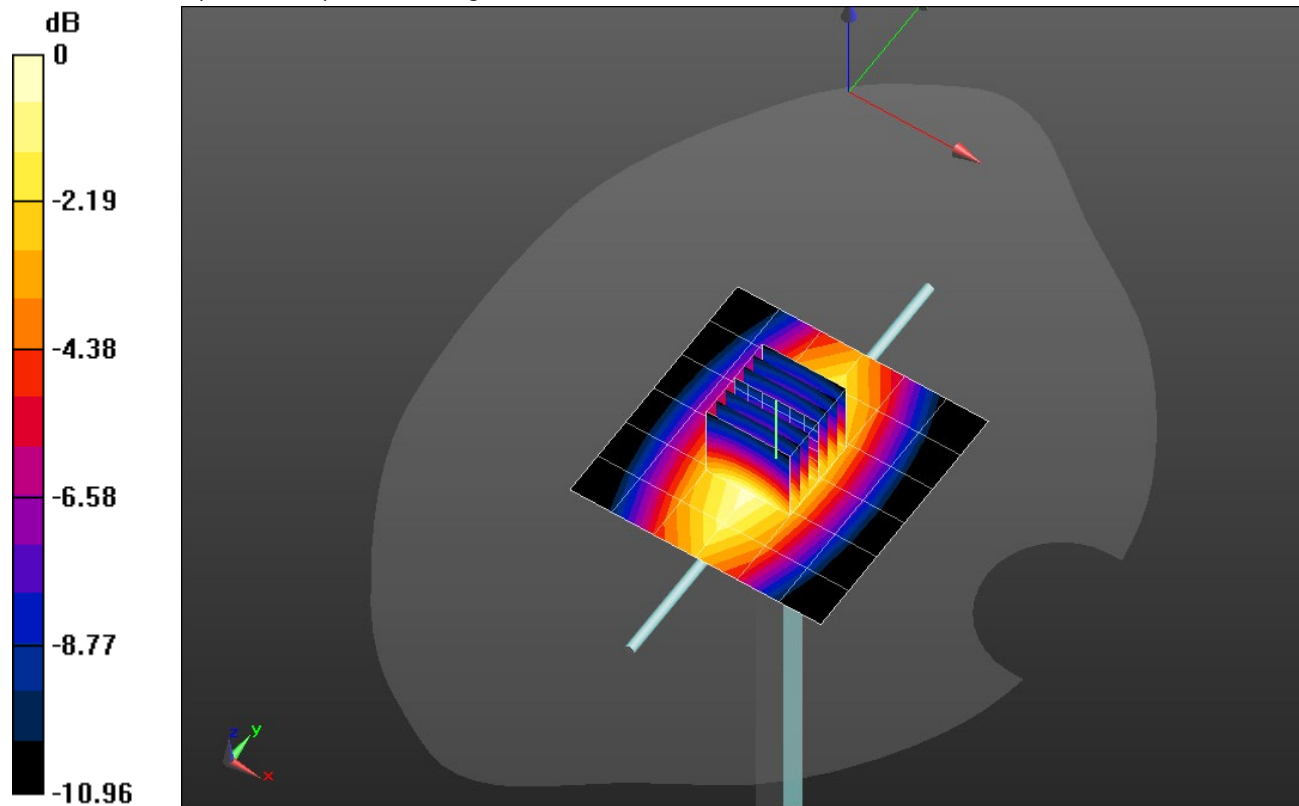
Peak SAR (extrapolated) = 1.57 W/kg

SAR(1 g) = 1.02 W/kg; SAR(10 g) = 0.660 W/kg

Smallest distance from peaks to all points 3 dB below = 21.9 mm

Ratio of SAR at M2 to SAR at M1 = 65.4%

Maximum value of SAR (measured) = 1.25 W/kg



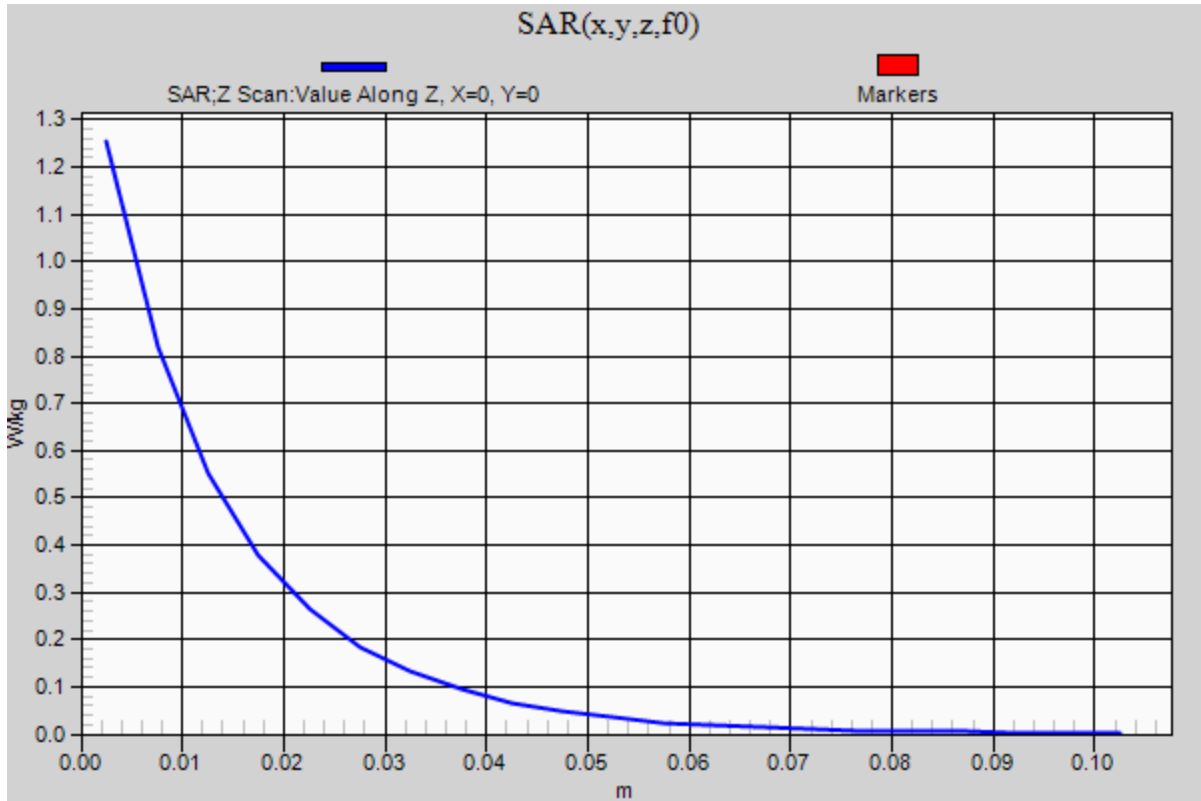
0 dB = 1.25 W/kg = 0.97 dBW/kg

2020-09-11_SystemPerformanceCheck-D835V2 SN 4d142

Frequency: 835 MHz; Duty Cycle: 1:1

Head/Pin=100 mW/Z Scan (1x1x21): Measurement grid: dx=20mm, dy=20mm, dz=5mm

Maximum value of SAR (measured) = 1.25 W/kg



2020-08-11_SystemPerformanceCheck-D1900V2 SN 5d043

Frequency: 1900 MHz; Duty Cycle: 1:1; Room Ambient Temperature: 24.0°C; Liquid Temperature: 23.0°C

Medium parameters used: $f = 1900$ MHz; $\sigma = 1.435$ S/m; $\epsilon_r = 39.057$; $\rho = 1000$ kg/m³

DASY5 Configuration:

- Area Scan Setting: Find Secondary Maximum Within: 2.0 dB and with a peak SAR value greater than 0.0012W/kg
- Electronics: DAE4 Sn1259; Calibrated: 7/16/2020
- Probe: EX3DV4 - SN3772; ConvF(7.3, 7.3, 7.3) @ 1900 MHz; Calibrated: 2/21/2020
- Sensor-Surface: 2.5mm (Mechanical Surface Detection)
- Phantom: SAM with CRP v5.0; Type: QD000P40CD; Serial: TP:xxxx

Head/Pin=100 mW/Area Scan (7x7x1): Measurement grid: dx=15mm, dy=15mm

Maximum value of SAR (measured) = 4.63 W/kg

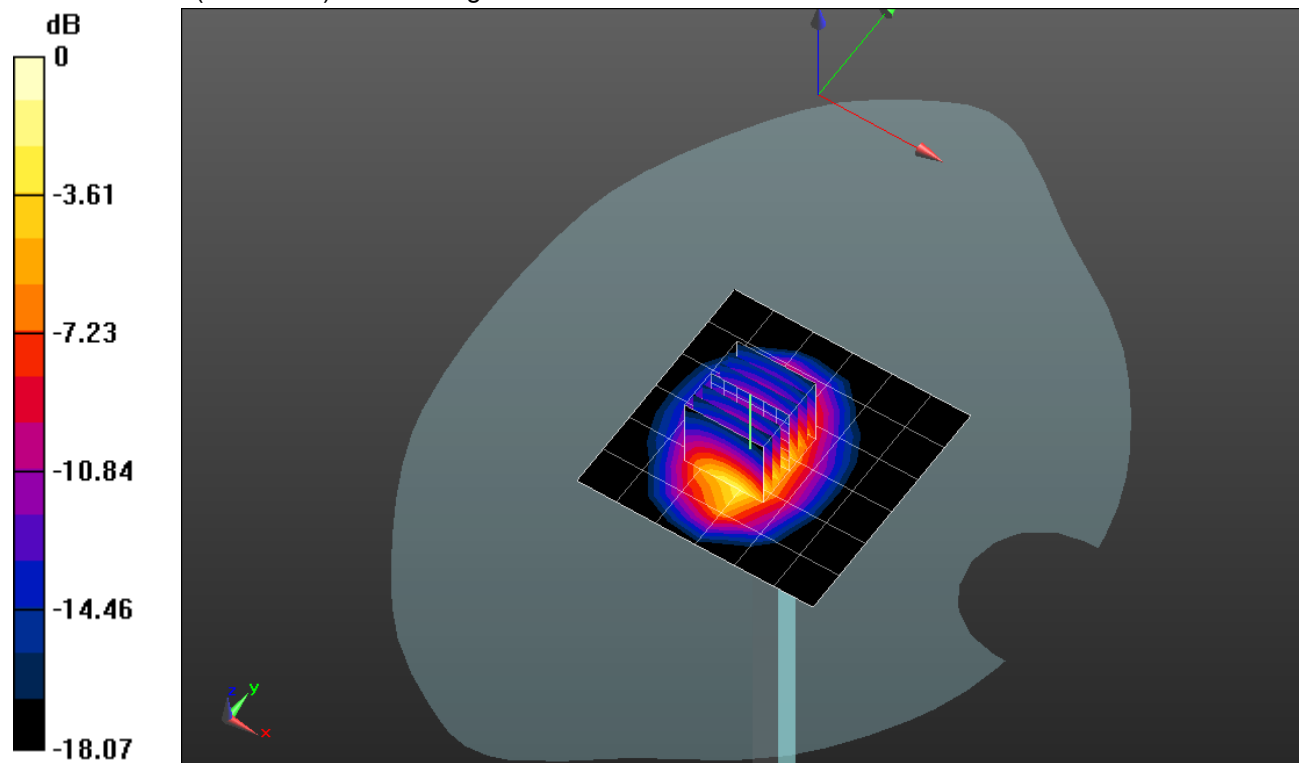
Head/Pin=100 mW/Zoom Scan (7x7x7)/Cube 0: Measurement grid: dx=5mm, dy=5mm, dz=5mm

Reference Value = 57.81 V/m; Power Drift = -0.06 dB

Peak SAR (extrapolated) = 8.21 W/kg

SAR(1 g) = 4.37 W/kg; SAR(10 g) = 2.25 W/kg

Maximum value of SAR (measured) = 5.94 W/kg



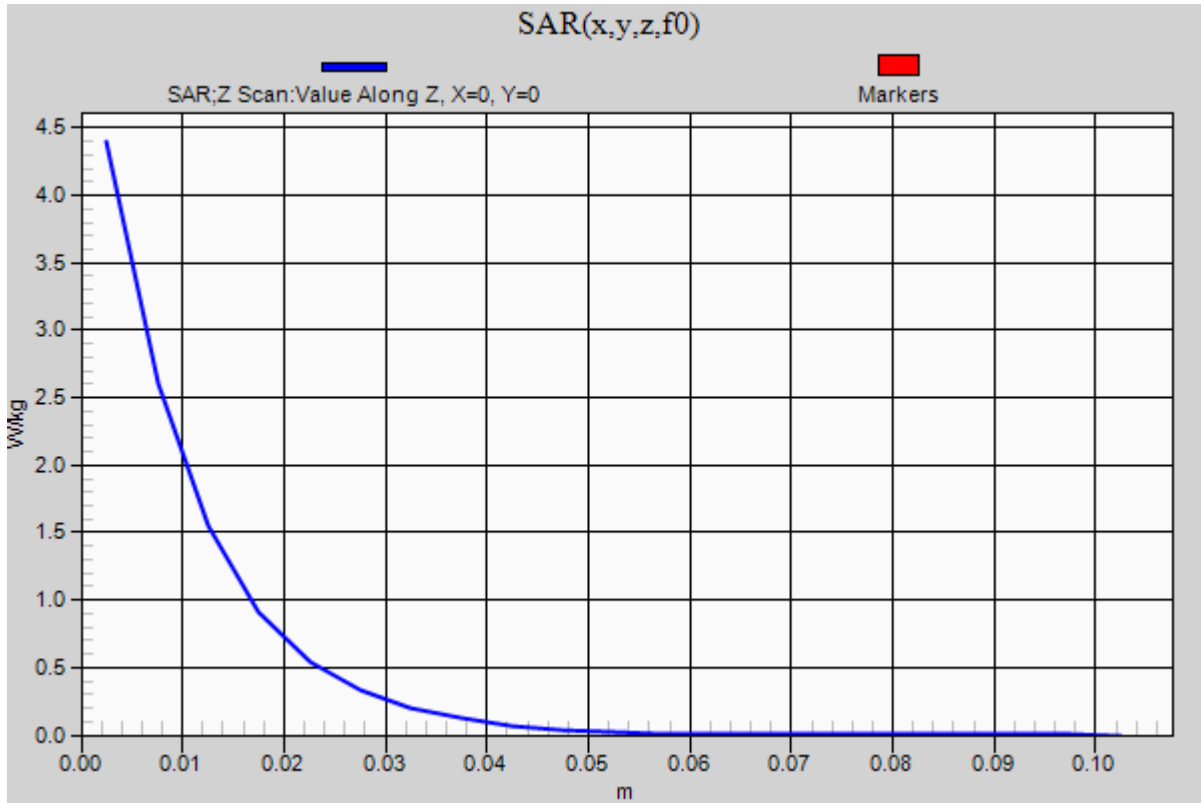
0 dB = 5.94 W/kg = 7.74 dBW/kg

2020-08-11_SystemPerformanceCheck-D1900V2 SN 5d043

Frequency: 1900 MHz; Duty Cycle: 1:1

Head/Pin=100 mW/Z Scan (1x1x21): Measurement grid: dx=20mm, dy=20mm, dz=5mm

Maximum value of SAR (measured) = 4.40 W/kg



2020-08-18_SystemPerformanceCheck-D1900V2 SN 5d163

Frequency: 1900 MHz; Duty Cycle: 1:1; Room Ambient Temperature: 24.0°C; Liquid Temperature: 23.0°C

Medium parameters used: $f = 1900$ MHz; $\sigma = 1.458$ S/m; $\epsilon_r = 38.209$; $\rho = 1000$ kg/m³

DASY5 Configuration:

- Area Scan Setting: Find Secondary Maximum Within: 2.0 dB and with a peak SAR value greater than 0.0012W/kg
- Electronics: DAE4 Sn1259; Calibrated: 7/16/2020
- Probe: EX3DV4 - SN3772; ConvF(7.3, 7.3, 7.3) @ 1900 MHz; Calibrated: 2/21/2020
- Sensor-Surface: 2.5mm (Mechanical Surface Detection)
- Phantom: SAM with CRP v5.0; Type: QD000P40CD; Serial: TP:xxxx

Head/Pin=100 mW/Area Scan (7x7x1): Measurement grid: dx=15mm, dy=15mm

Maximum value of SAR (measured) = 5.81 W/kg

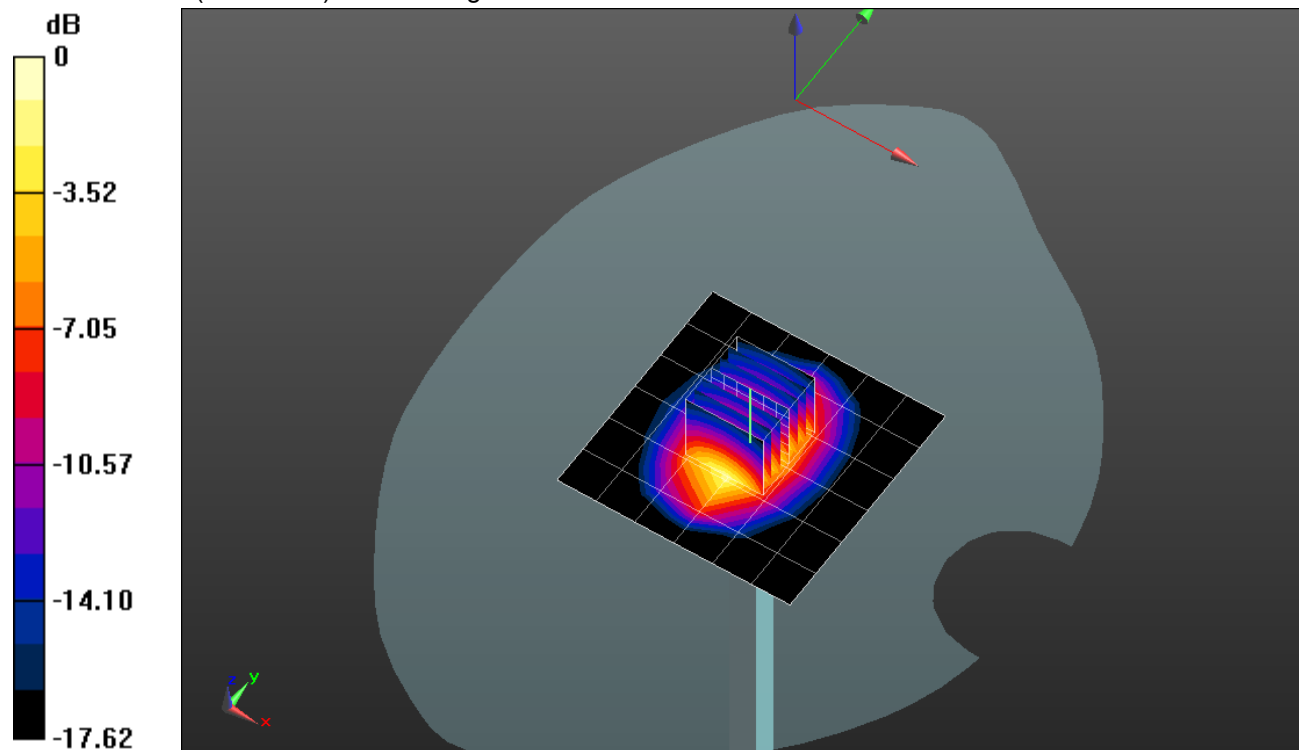
Head/Pin=100 mW/Zoom Scan (7x7x7)/Cube 0: Measurement grid: dx=5mm, dy=5mm, dz=5mm

Reference Value = 63.95 V/m; Power Drift = 0.05 dB

Peak SAR (extrapolated) = 8.20 W/kg

SAR(1 g) = 4.38 W/kg; SAR(10 g) = 2.27 W/kg

Maximum value of SAR (measured) = 5.97 W/kg



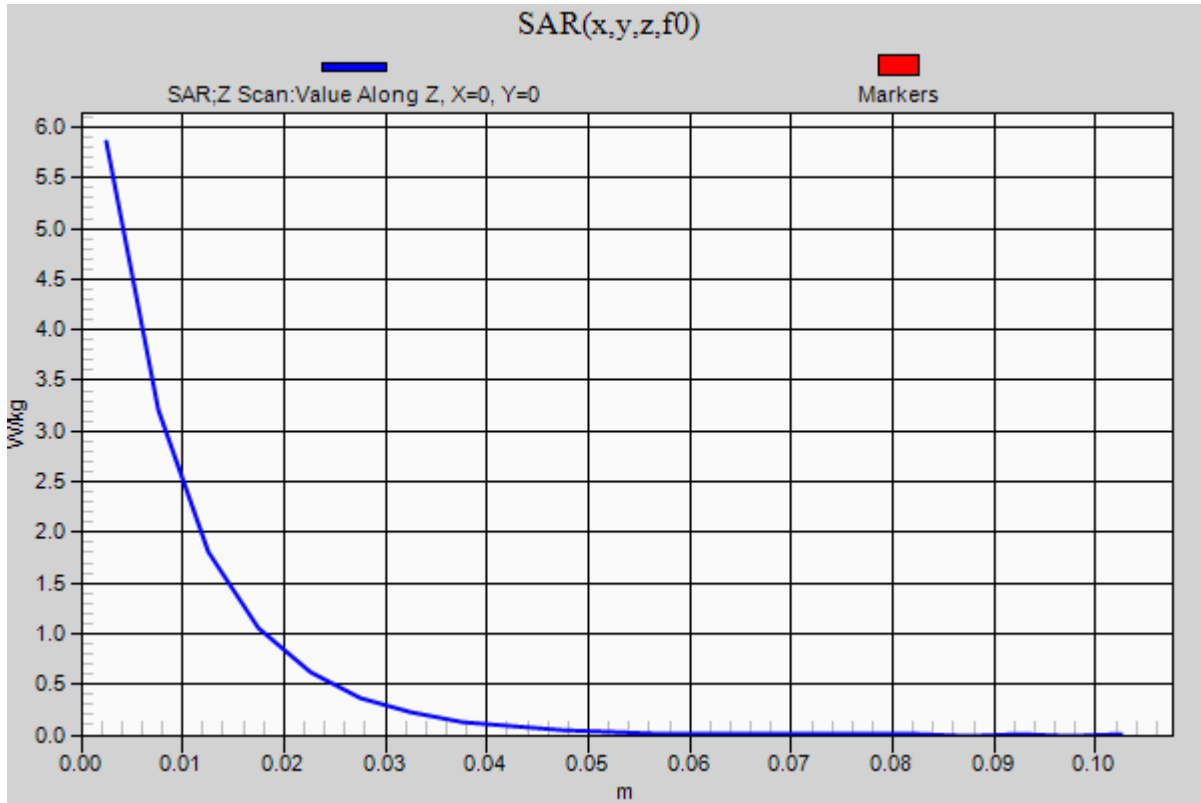
0 dB = 5.97 W/kg = 7.76 dBW/kg

2020-08-18_SystemPerformanceCheck-D1900V2 SN 5d163

Frequency: 1900 MHz; Duty Cycle: 1:1

Head/Pin=100 mW/Z Scan (1x1x21): Measurement grid: dx=20mm, dy=20mm, dz=5mm

Maximum value of SAR (measured) = 5.86 W/kg



2020-08-22_SystemPerformanceCheck-D1750V2 SN 1050

Frequency: 1750 MHz; Duty Cycle: 1:1; Room Ambient Temperature: 24.0°C; Liquid Temperature: 23.0°C

Medium parameters used: $f = 1750$ MHz; $\sigma = 1.35$ S/m; $\epsilon_r = 38.796$; $\rho = 1000$ kg/m³

DASY5 Configuration:

- Area Scan Setting: Find Secondary Maximum Within: 2.0 dB and with a peak SAR value greater than 0.0012W/kg
- Electronics: DAE4 Sn1259; Calibrated: 7/16/2020
- Probe: EX3DV4 - SN3772; ConvF(7.62, 7.62, 7.62) @ 1750 MHz; Calibrated: 2/21/2020
- Sensor-Surface: 2.5mm (Mechanical Surface Detection)
- Phantom: SAM with CRP v5.0; Type: QD000P40CD; Serial: TP:xxxx

Head/Pin=100 mW/Area Scan (7x7x1): Measurement grid: dx=15mm, dy=15mm

Maximum value of SAR (measured) = 4.91 W/kg

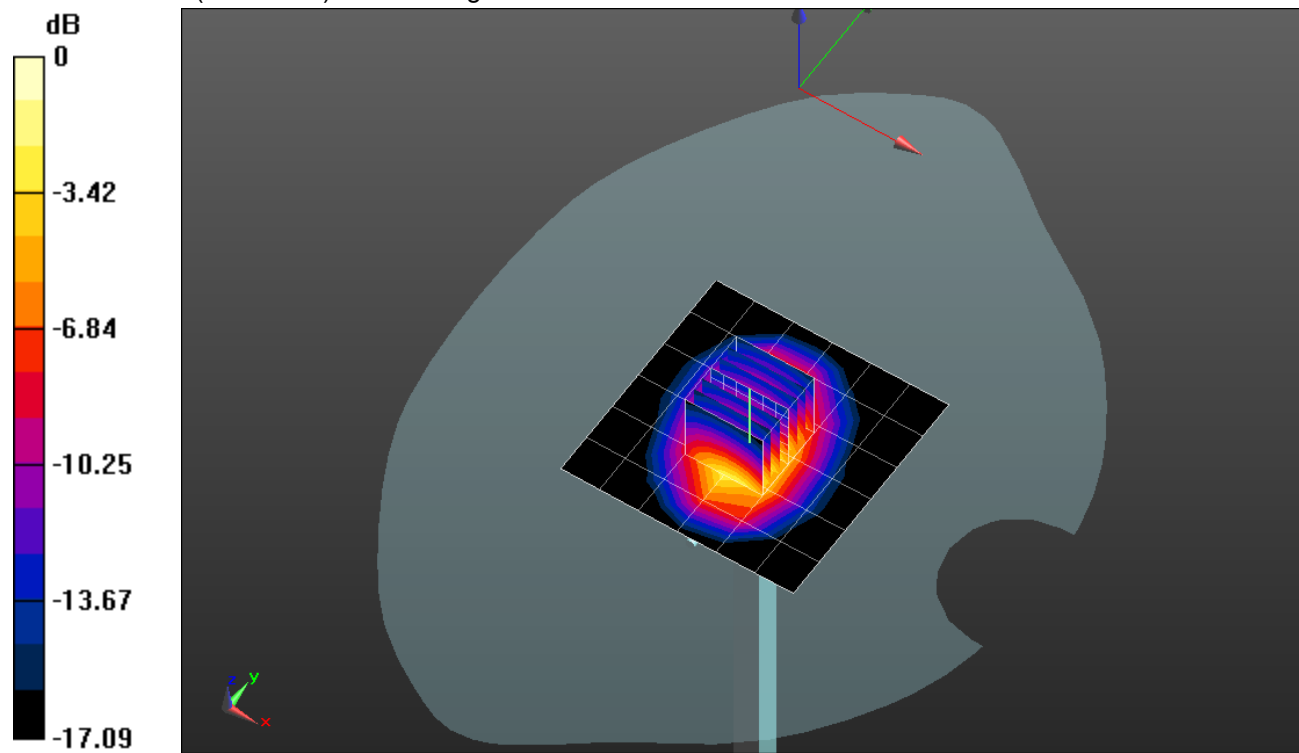
Head/Pin=100 mW/Zoom Scan (7x7x7)/Cube 0: Measurement grid: dx=5mm, dy=5mm, dz=5mm

Reference Value = 61.46 V/m; Power Drift = -0.15 dB

Peak SAR (extrapolated) = 6.71 W/kg

SAR(1 g) = 3.62 W/kg; SAR(10 g) = 1.92 W/kg

Maximum value of SAR (measured) = 4.84 W/kg

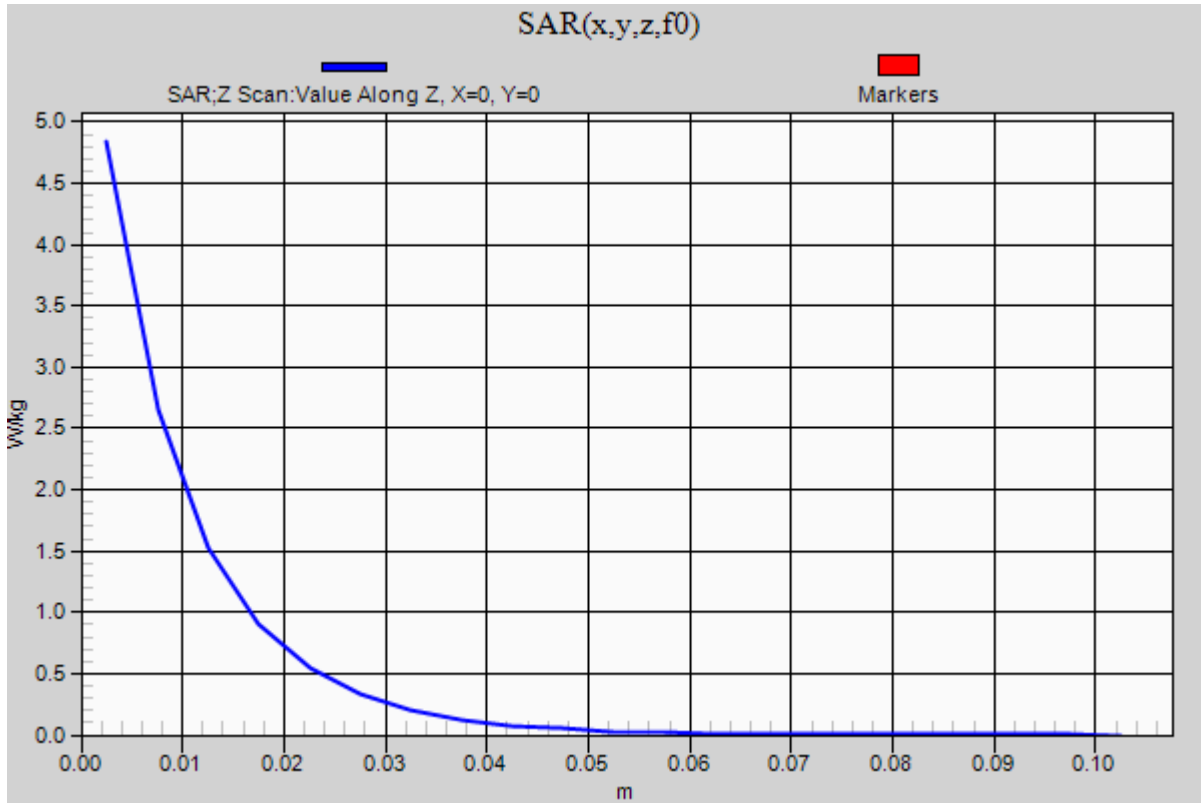


0 dB = 4.84 W/kg = 6.85 dBW/kg

2020-08-22_SystemPerformanceCheck-D1750V2 SN 1050

Frequency: 1750 MHz; Duty Cycle: 1:1

Head/Pin=100 mW/Z Scan (1x1x21): Measurement grid: dx=20mm, dy=20mm, dz=5mm
Maximum value of SAR (measured) = 4.84 W/kg



2020-08-22_SystemPerformanceCheck-D1900V2 SN 5d140

Frequency: 1900 MHz; Duty Cycle: 1:1; Room Ambient Temperature: 24.0°C; Liquid Temperature: 23.0°C
Medium parameters used: $f = 1900$ MHz; $\sigma = 1.441$ S/m; $\epsilon_r = 38.553$; $\rho = 1000$ kg/m³

DASY5 Configuration:

- Area Scan Setting: Find Secondary Maximum Within: 2.0 dB and with a peak SAR value greater than 0.0012W/kg
- Electronics: DAE4 Sn1259; Calibrated: 7/16/2020
- Probe: EX3DV4 - SN3772; ConvF(7.3, 7.3, 7.3) @ 1900 MHz; Calibrated: 2/21/2020
- Sensor-Surface: 2.5mm (Mechanical Surface Detection)
- Phantom: SAM with CRP v5.0; Type: QD000P40CD; Serial: TP:xxxx

Head/Pin=100 mW/Area Scan (7x7x1): Measurement grid: dx=15mm, dy=15mm

Maximum value of SAR (measured) = 5.28 W/kg

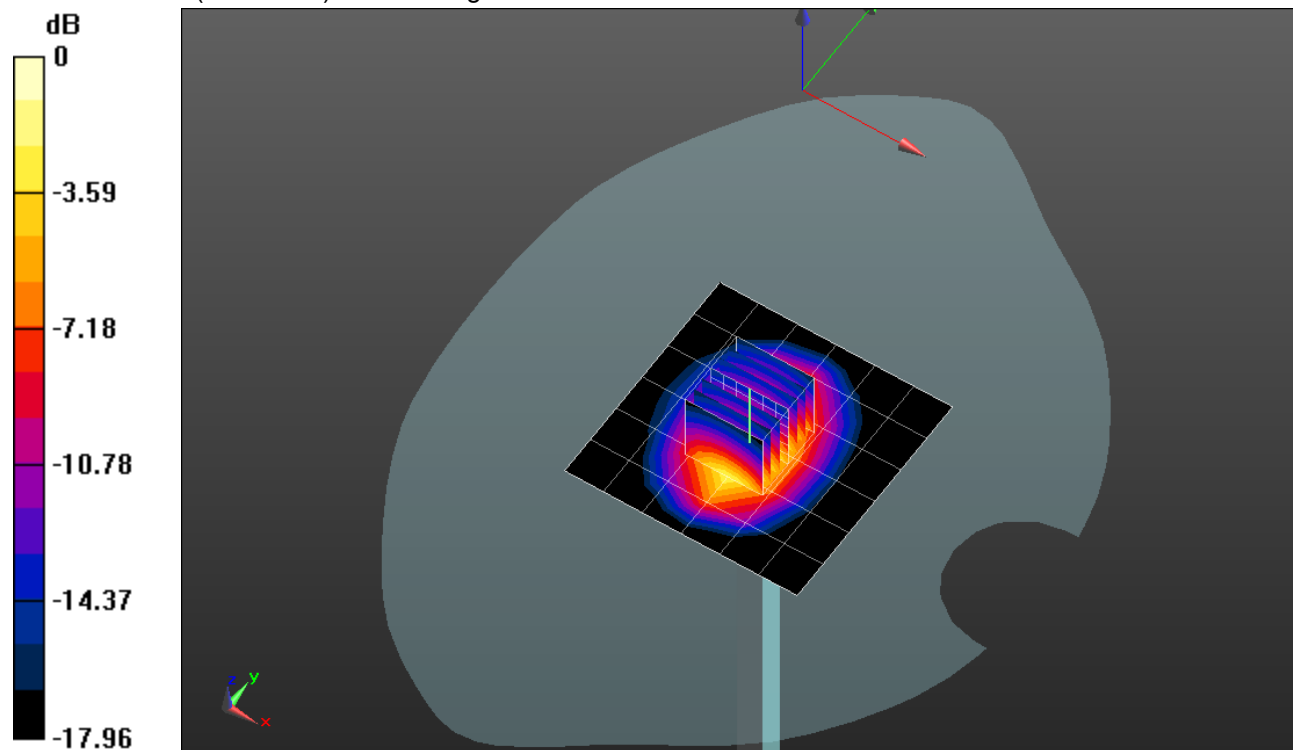
Head/Pin=100 mW/Zoom Scan (7x7x7)/Cube 0: Measurement grid: dx=5mm, dy=5mm, dz=5mm

Reference Value = 61.07 V/m; Power Drift = 0.05 dB

Peak SAR (extrapolated) = 7.49 W/kg

SAR(1 g) = 3.95 W/kg; SAR(10 g) = 2.04 W/kg

Maximum value of SAR (measured) = 5.37 W/kg



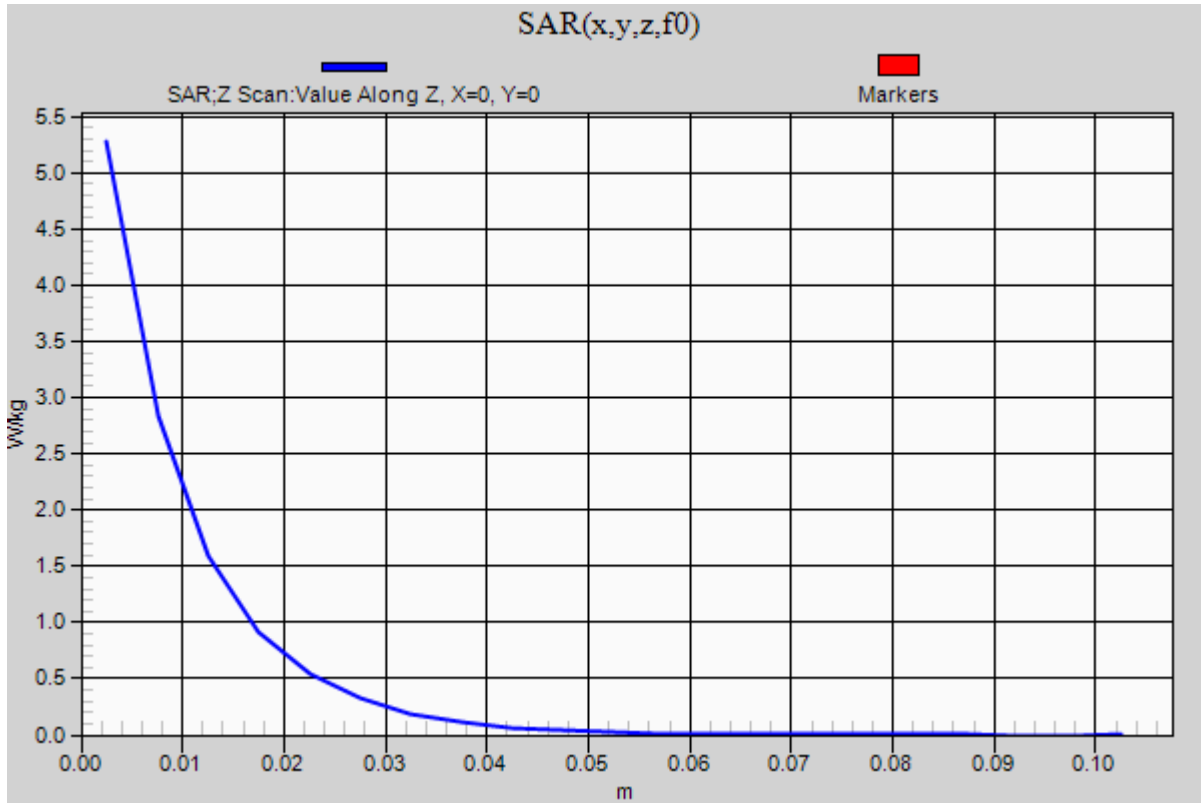
0 dB = 5.37 W/kg = 7.30 dBW/kg

2020-08-22_SystemPerformanceCheck-D1900V2 SN 5d140

Frequency: 1900 MHz; Duty Cycle: 1:1

Head/Pin=100 mW/Z Scan (1x1x21): Measurement grid: dx=20mm, dy=20mm, dz=5mm

Maximum value of SAR (measured) = 5.28 W/kg



20200824_SystemPerformanceCheck-D750V3 SN 1071

Frequency: 750 MHz; Duty Cycle: 1:1; Room Ambient Temperature: 24.0°C; Liquid Temperature: 23.0°C
 Medium parameters used: $f = 750 \text{ MHz}$; $\sigma = 0.908 \text{ S/m}$; $\epsilon_r = 39.866$; $\rho = 1000 \text{ kg/m}^3$

DASY5 Configuration:

- Area Scan Setting: Find Secondary Maximum Within: 2.0 dB and with a peak SAR value greater than 0.0012W/kg
- Electronics: DAE4 Sn1259; Calibrated: 7/16/2020
- Probe: EX3DV4 - SN3772; ConvF(9.59, 9.59, 9.59) @ 750 MHz; Calibrated: 2/21/2020
- Sensor-Surface: 2.5mm (Mechanical Surface Detection)
- Phantom: SAM with CRP v5.0; Type: QD000P40CD; Serial: TP:xxxx

Head/Pin=100 mW/Area Scan (7x7x1): Measurement grid: dx=15mm, dy=15mm

Maximum value of SAR (measured) = 0.974 W/kg

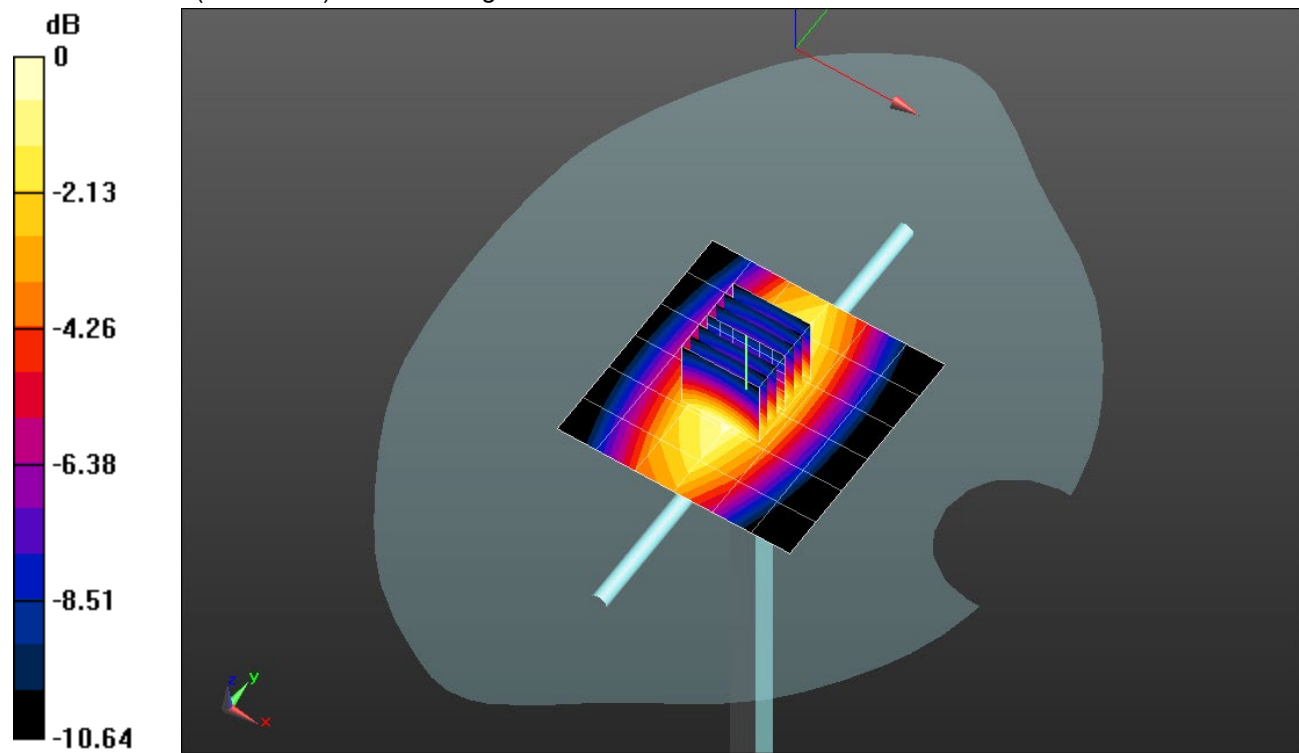
Head/Pin=100 mW/Zoom Scan (7x7x7)/Cube 0: Measurement grid: dx=5mm, dy=5mm, dz=5mm

Reference Value = 32.71 V/m; Power Drift = 0.03 dB

Peak SAR (extrapolated) = 1.22 W/kg

SAR(1 g) = 0.804 W/kg; SAR(10 g) = 0.526 W/kg

Maximum value of SAR (measured) = 0.982 W/kg



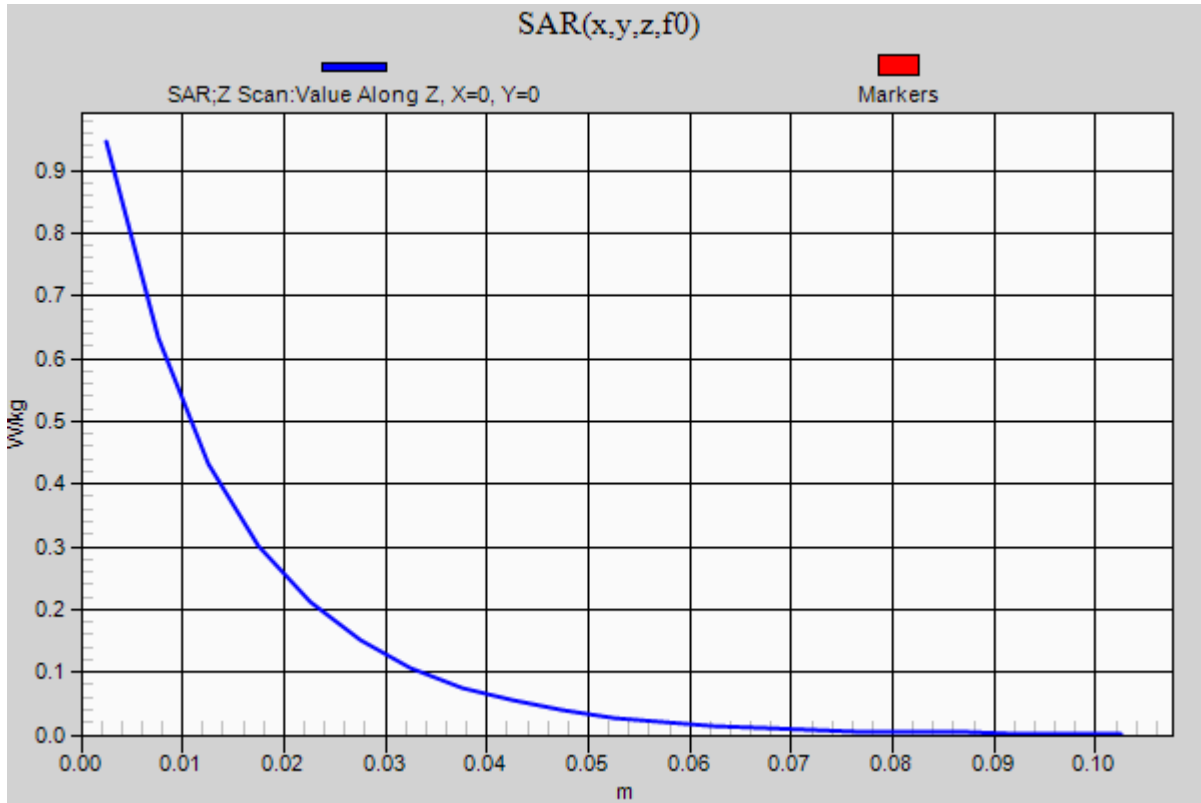
0 dB = 0.982 W/kg = -0.08 dBW/kg

20200824_SystemPerformanceCheck-D750V3 SN 1071

Frequency: 750 MHz; Duty Cycle: 1:1

Head/Pin=100 mW/Z Scan (1x1x21): Measurement grid: dx=20mm, dy=20mm, dz=5mm

Maximum value of SAR (measured) = 0.946 W/kg



2020-08-28_SystemPerformanceCheck-D1750V2 SN 1077

Frequency: 1750 MHz; Duty Cycle: 1:1; Room Ambient Temperature: 24.0°C; Liquid Temperature: 23.0°C

Medium parameters used: $f = 1750$ MHz; $\sigma = 1.31$ S/m; $\epsilon_r = 39.904$; $\rho = 1000$ kg/m³

DASY5 Configuration:

- Area Scan Setting: Find Secondary Maximum Within: 2.0 dB and with a peak SAR value greater than 0.0012W/kg
- Electronics: DAE4 Sn1259; Calibrated: 7/16/2020
- Probe: EX3DV4 - SN3772; ConvF(7.62, 7.62, 7.62) @ 1750 MHz; Calibrated: 2/21/2020
- Sensor-Surface: 2.5mm (Mechanical Surface Detection)
- Phantom: SAM with CRP v5.0; Type: QD000P40CD; Serial: TP:xxxx

Head/Pin=100 mW/Area Scan (7x7x1): Measurement grid: dx=15mm, dy=15mm

Maximum value of SAR (measured) = 4.71 W/kg

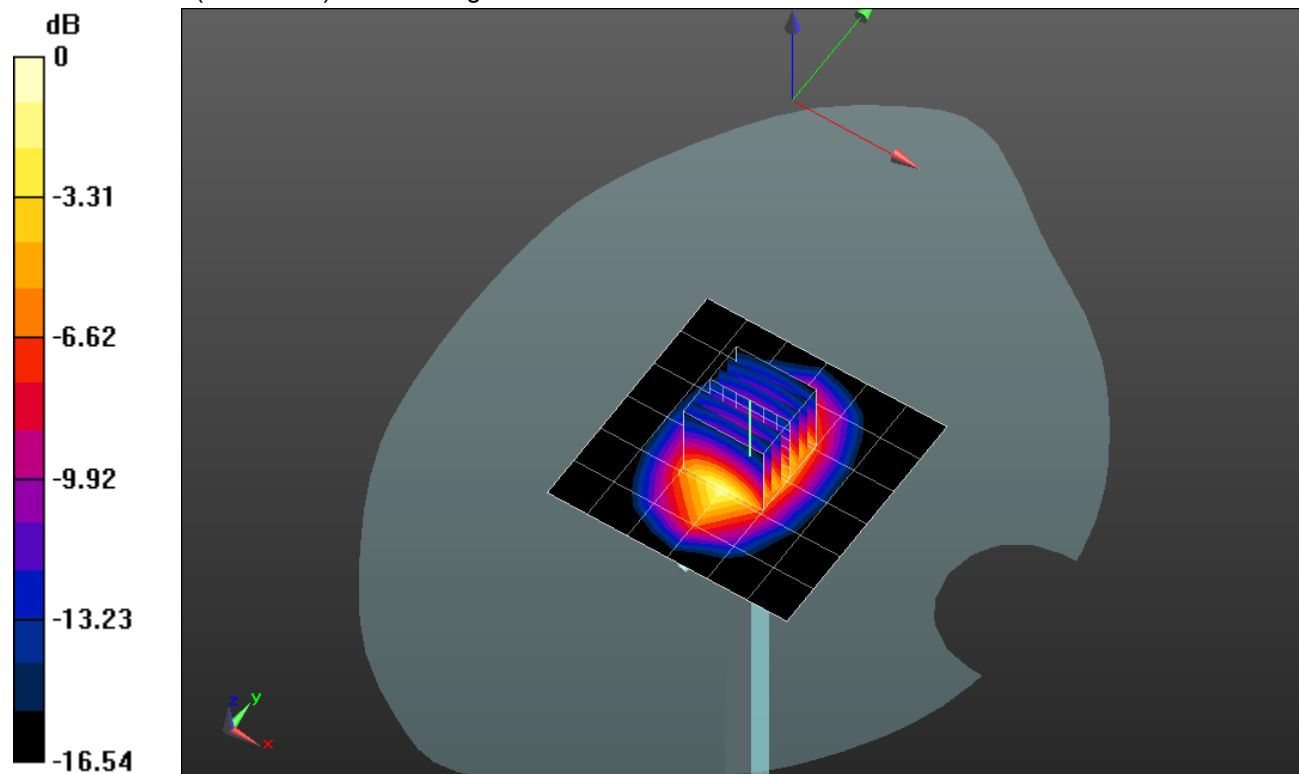
Head/Pin=100 mW/Zoom Scan (7x7x7)/Cube 0: Measurement grid: dx=5mm, dy=5mm, dz=5mm

Reference Value = 61.47 V/m; Power Drift = -0.09 dB

Peak SAR (extrapolated) = 6.56 W/kg

SAR(1 g) = 3.55 W/kg; SAR(10 g) = 1.89 W/kg

Maximum value of SAR (measured) = 4.77 W/kg



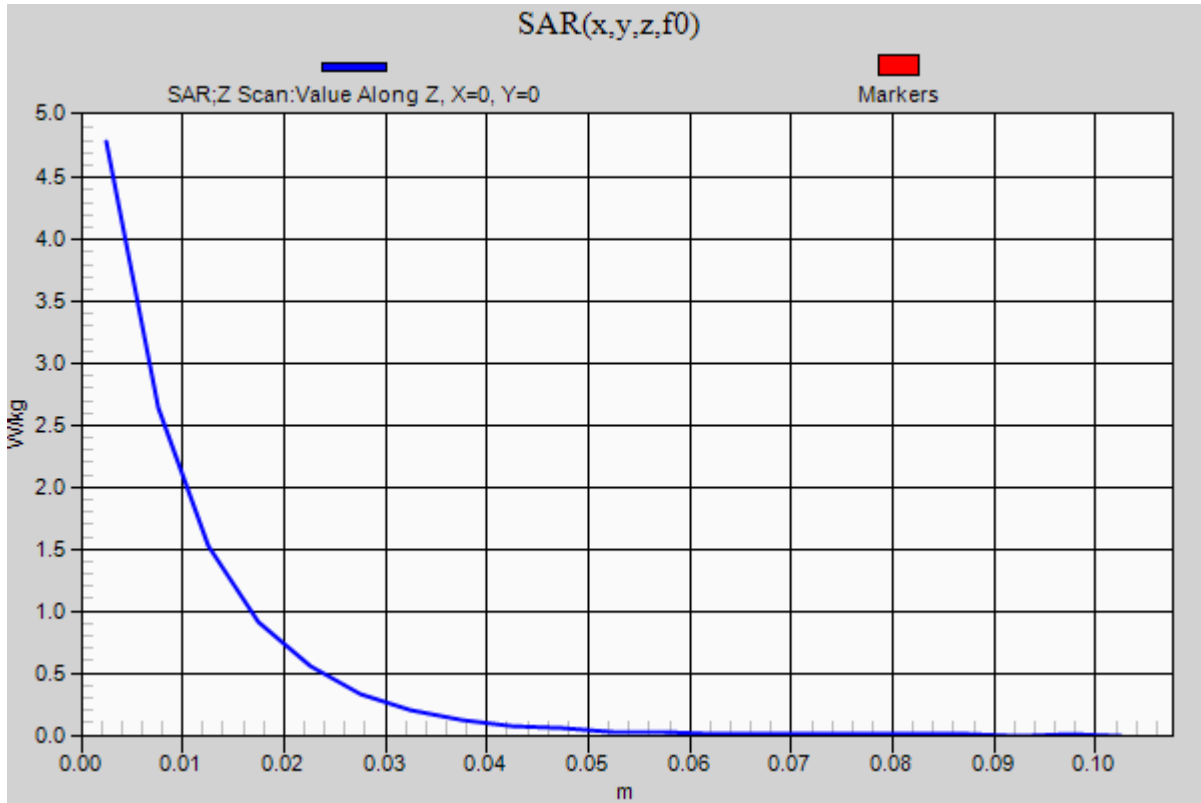
0 dB = 4.77 W/kg = 6.79 dBW/kg

2020-08-28_SystemPerformanceCheck-D1750V2 SN 1077

Frequency: 1750 MHz; Duty Cycle: 1:1

Head/Pin=100 mW/Z Scan (1x1x21): Measurement grid: dx=20mm, dy=20mm, dz=5mm

Maximum value of SAR (measured) = 4.79 W/kg



2020-08-18_SystemPerformanceCheck-D835V2 SN 4d002

Frequency: 835 MHz; Duty Cycle: 1:1; Room Ambient Temperature: 24.0°C; Liquid Temperature: 23.0°C

Medium parameters used: $f = 835 \text{ MHz}$; $\sigma = 0.953 \text{ S/m}$; $\epsilon_r = 43.378$; $\rho = 1000 \text{ kg/m}^3$

DASY5 Configuration:

- Area Scan Setting: Find Secondary Maximum Within: 2.0 dB and with a peak SAR value greater than 0.0012W/kg
- Electronics: DAE4 Sn1359; Calibrated: 2/26/2020
- Probe: EX3DV4 - SN7335; ConvF(9.51, 9.51, 9.51); Calibrated: 2/21/2020;
- Sensor-Surface: 2.5mm (Mechanical Surface Detection)
- Phantom: SAM B with CRP; Type: SAM; Serial: 1751

Head/Pin=100 mW/Area Scan (7x7x1): Measurement grid: dx=15mm, dy=15mm

Maximum value of SAR (measured) = 1.08 W/kg

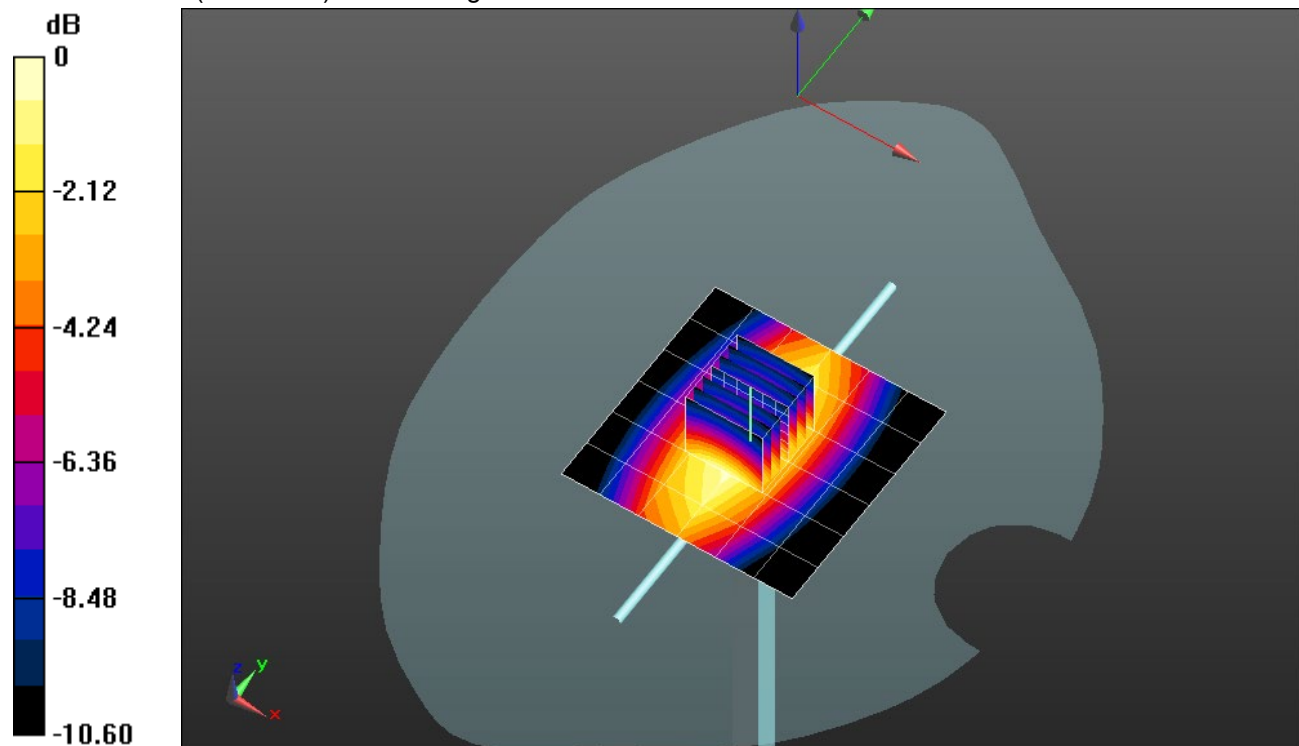
Head/Pin=100 mW/Zoom Scan (7x7x7)/Cube 0: Measurement grid: dx=5mm, dy=5mm, dz=5mm

Reference Value = 34.299 V/m; Power Drift = -0.02 dB

Peak SAR (extrapolated) = 1.33 W/kg

SAR(1 g) = 0.893 W/kg; SAR(10 g) = 0.584 W/kg

Maximum value of SAR (measured) = 1.09 W/kg



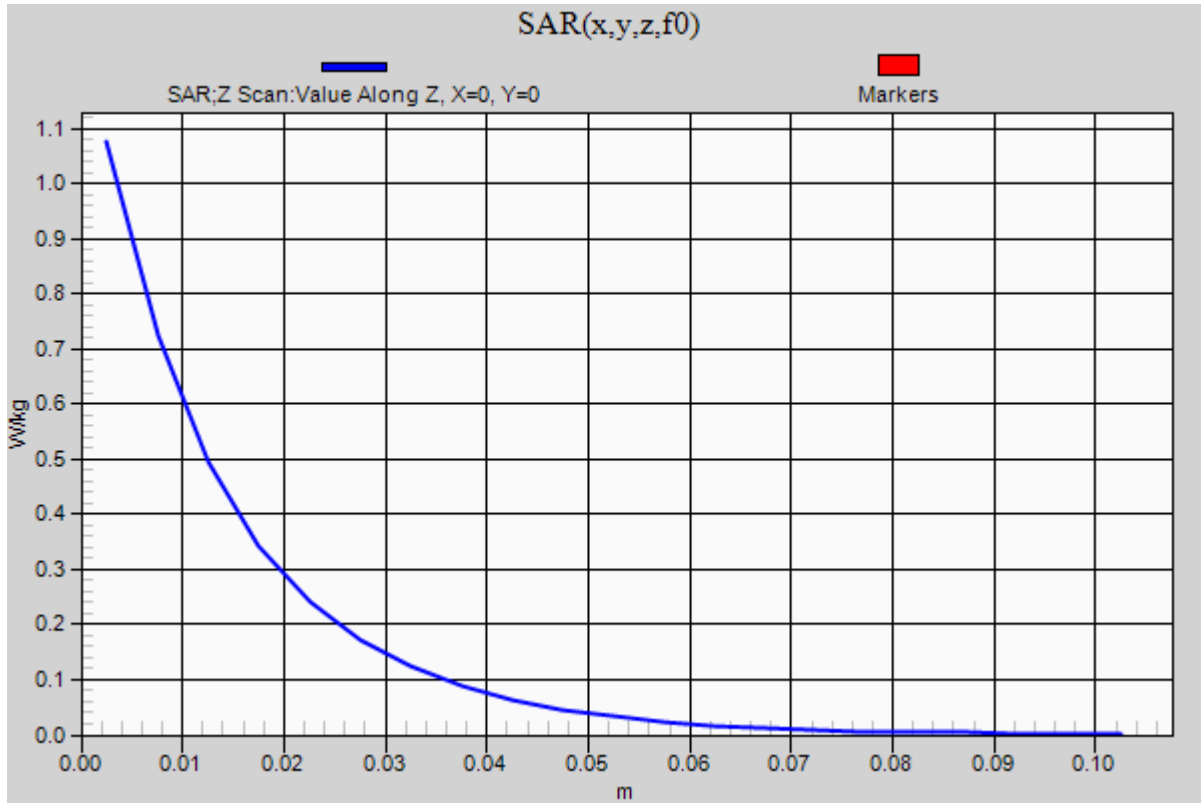
0 dB = 1.09 W/kg = 0.37 dBW/kg

2020-08-18_SystemPerformanceCheck-D835V2 SN 4d002

Frequency: 835 MHz; Duty Cycle: 1:1

Head/Pin=100 mW/Z Scan (1x1x21): Measurement grid: dx=20mm, dy=20mm, dz=5mm

Maximum value of SAR (measured) = 1.08 W/kg



20200819_SystemPerformanceCheck-D3500V2 SN 1060

Frequency: 3500 MHz; Duty Cycle: 1:1; Room Ambient Temperature: 24.0°C; Liquid Temperature: 23.0°C
Medium parameters used: $f = 3500$ MHz; $\sigma = 2.896$ S/m; $\epsilon_r = 39.398$; $\rho = 1000$ kg/m³

DASY5 Configuration:

- Area Scan Setting: Find Secondary Maximum Within: 2.0 dB and with a peak SAR value greater than 0.0012W/kg
- Electronics: DAE4ip Sn1618; Calibrated: 5/7/2020
- Probe: EX3DV4 - SN7585; ConvF(6.91, 6.91, 6.91) @ 3500 MHz; Calibrated: 5/7/2020
- Sensor-Surface: 2.5mm (Mechanical Surface Detection)
- Phantom: Twin-SAM V8.0 (30deg probe tilt); Type: QD 000 P41 Ax; Serial: xxxx

Head/Pin=100 mW/Area Scan (8x8x1): Measurement grid: dx=12mm, dy=12mm

Maximum value of SAR (measured) = 7.47 W/kg

Head/Pin=100 mW/Zoom Scan (8x8x8)/Cube 0: Measurement grid: dx=4.3mm, dy=4.3mm, dz=3mm

Reference Value = 54.92 V/m; Power Drift = 0.14 dB

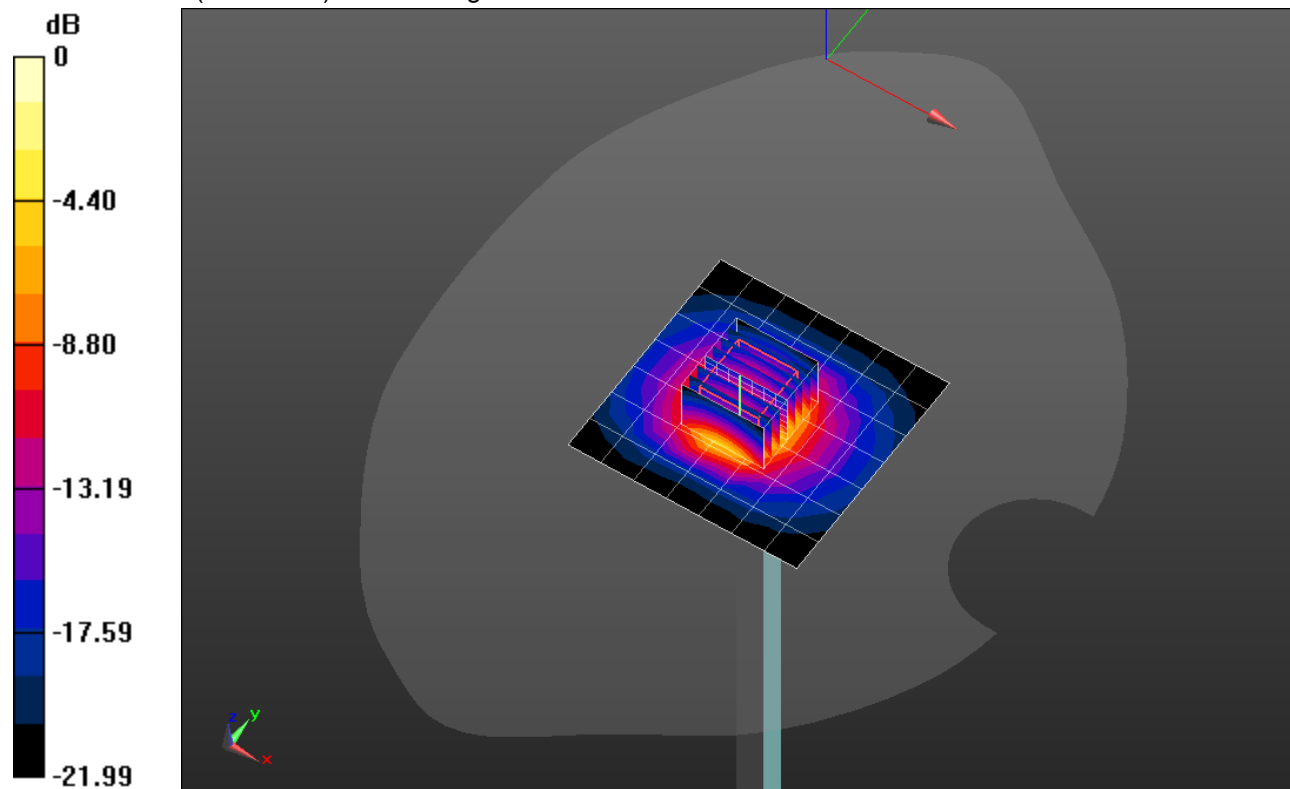
Peak SAR (extrapolated) = 14.9 W/kg

SAR(1 g) = 5.86 W/kg; SAR(10 g) = 2.28 W/kg

Smallest distance from peaks to all points 3 dB below = 8.8 mm

Ratio of SAR at M2 to SAR at M1 = 56.7%

Maximum value of SAR (measured) = 8.64 W/kg



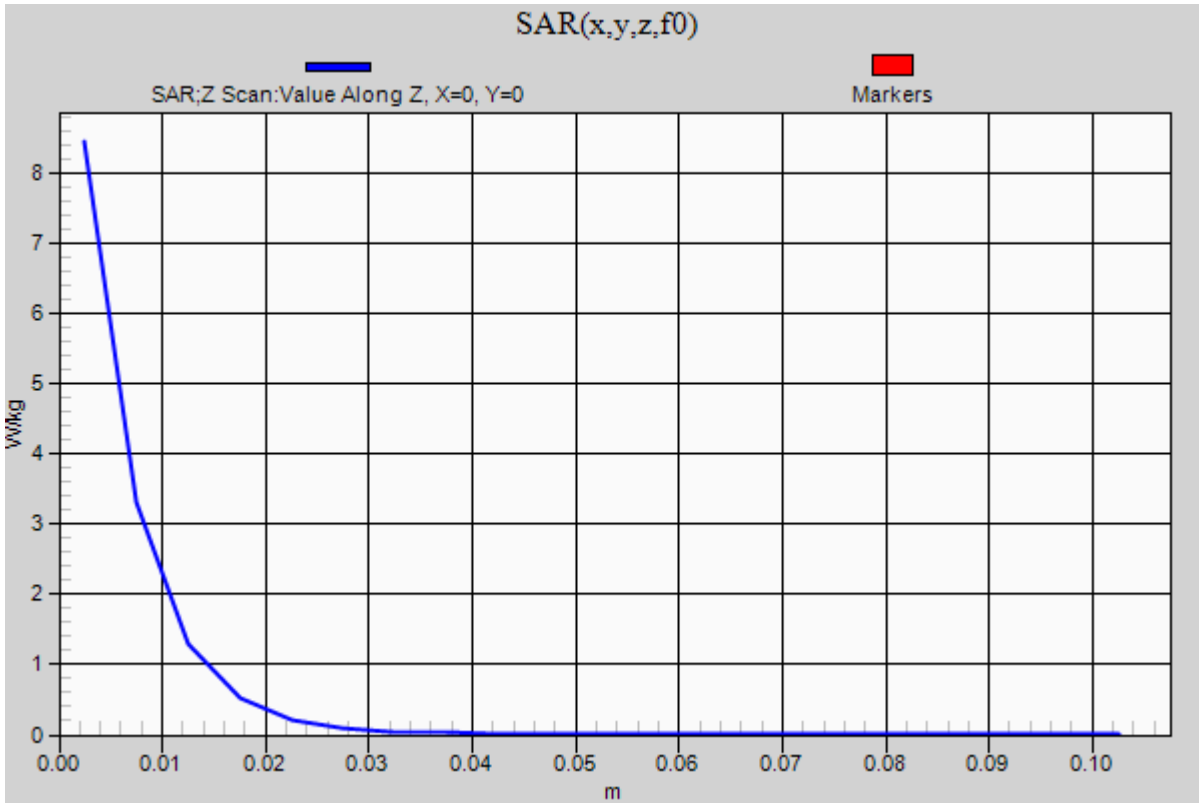
0 dB = 8.64 W/kg = 9.37 dBW/kg

20200819_SystemPerformanceCheck-D3500V2 SN 1060

Frequency: 3500 MHz; Duty Cycle: 1:1

Head/Pin=100 mW/Z Scan (1x1x21): Measurement grid: dx=20mm, dy=20mm, dz=5mm

Maximum value of SAR (measured) = 8.45 W/kg



20200909_SystemPerformanceCheck-D3500V2 SN 1011

Frequency: 3500 MHz; Duty Cycle: 1:1; Room Ambient Temperature: 24.0°C; Liquid Temperature: 23.0°C
 Medium parameters used: $f = 3500$ MHz; $\sigma = 3.042$ S/m; $\epsilon_r = 37.764$; $\rho = 1000$ kg/m³

DASY5 Configuration:

- Area Scan Setting: Find Secondary Maximum Within: 2.0 dB and with a peak SAR value greater than 0.0012W/kg
- Electronics: DAE4ip Sn1618; Calibrated: 5/7/2020
- Probe: EX3DV4 - SN7585; ConvF(6.91, 6.91, 6.91) @ 3500 MHz; Calibrated: 5/7/2020
- Sensor-Surface: 2.5mm (Mechanical Surface Detection)
- Phantom: Twin-SAM V8.0 (30deg probe tilt); Type: QD 000 P41 Ax; Serial: xxxx

Head/Pin=100 mW/Area Scan (8x8x1): Measurement grid: dx=12mm, dy=12mm

Maximum value of SAR (measured) = 9.10 W/kg

Head/Pin=100 mW/Zoom Scan (8x8x8)/Cube 0: Measurement grid: dx=4.3mm, dy=4.3mm, dz=3mm

Reference Value = 49.47 V/m; Power Drift = 0.17 dB

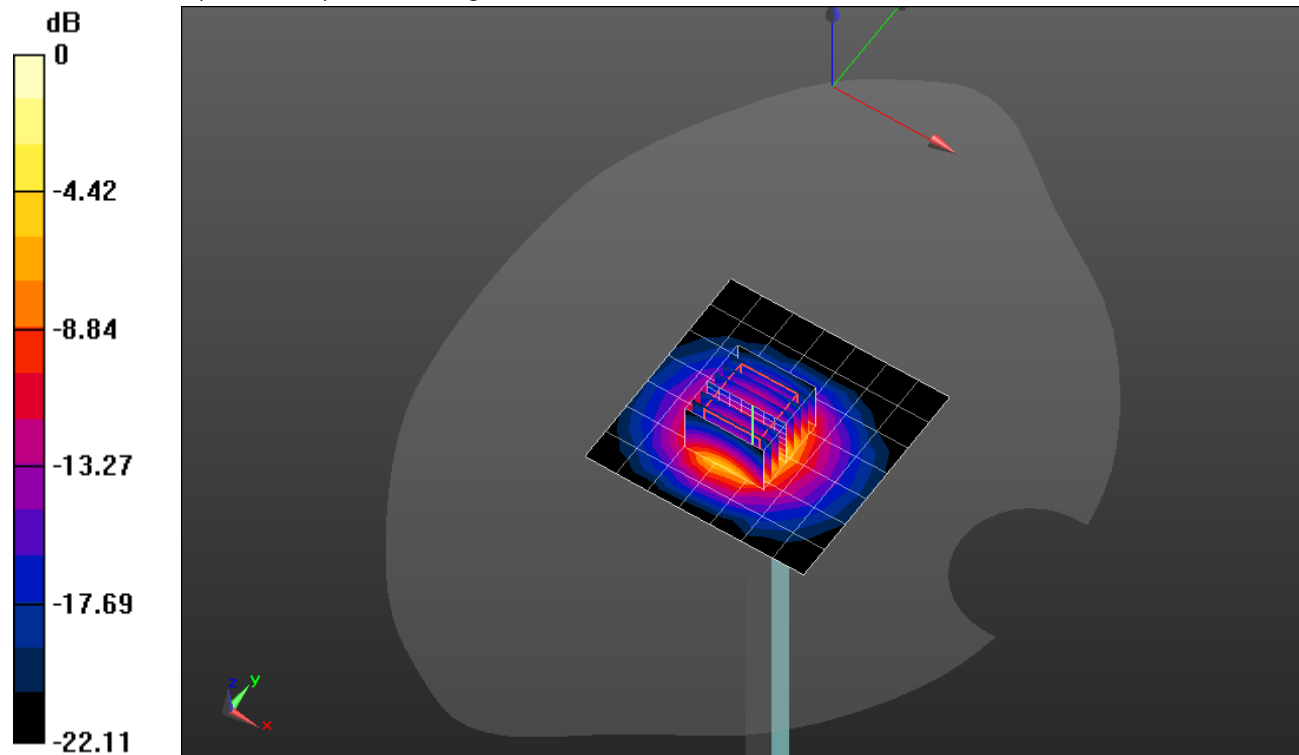
Peak SAR (extrapolated) = 17.2 W/kg

SAR(1 g) = 6.67 W/kg; SAR(10 g) = 2.58 W/kg

Smallest distance from peaks to all points 3 dB below = 8.6 mm

Ratio of SAR at M2 to SAR at M1 = 56.9%

Maximum value of SAR (measured) = 9.78 W/kg



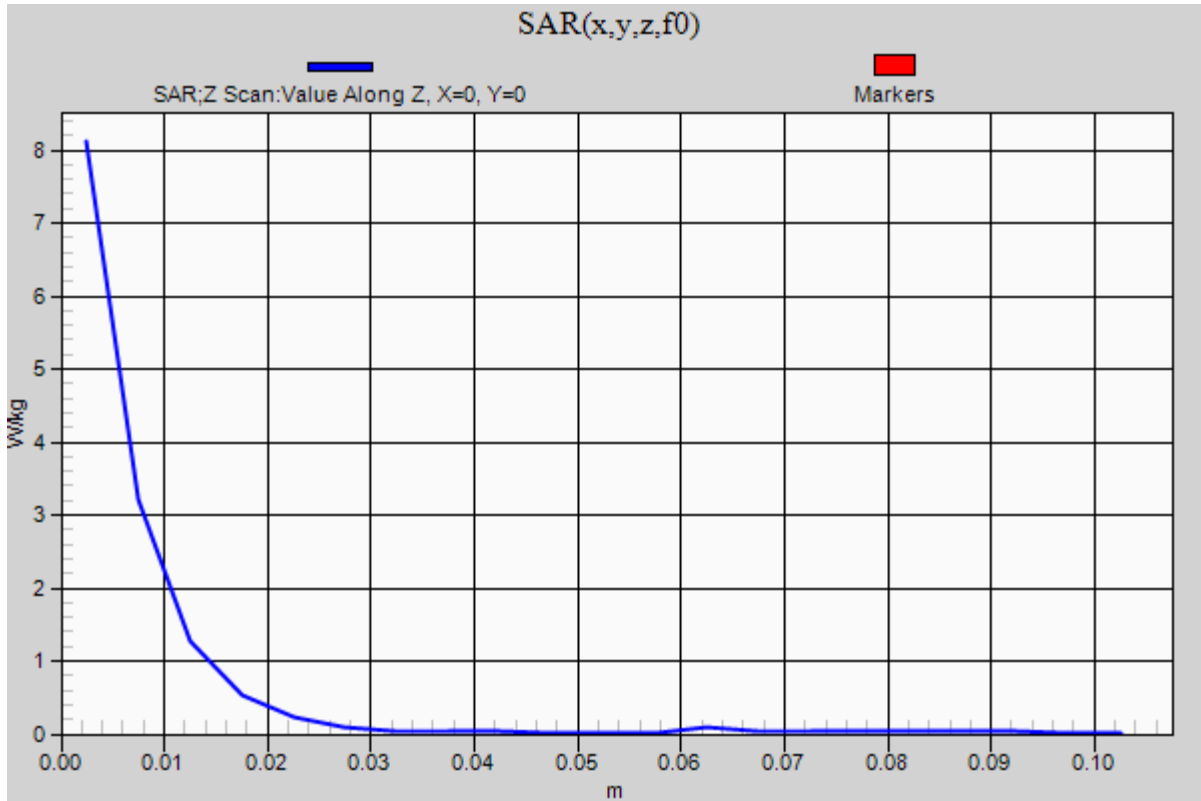
0 dB = 9.78 W/kg = 9.90 dBW/kg

20200909_SystemPerformanceCheck-D3500V2 SN 1011

Frequency: 3500 MHz; Duty Cycle: 1:1

Head/Pin=100 mW/Z Scan (1x1x21): Measurement grid: dx=20mm, dy=20mm, dz=5mm

Maximum value of SAR (measured) = 8.12 W/kg



20200818_SystemPerformanceCheck-D5GHzV2 SN 1168

Frequency: 5600 MHz; Duty Cycle: 1:1; Room Ambient Temperature: 24.0°C; Liquid Temperature: 23.0°C
 Medium parameters used: $f = 5600$ MHz; $\sigma = 5.045$ S/m; $\epsilon_r = 35.089$; $\rho = 1000$ kg/m³

DASY5 Configuration:

- Area Scan Setting: Find Secondary Maximum Within: 2.0 dB and with a peak SAR value greater than 0.0012W/kg
- Electronics: DAE4ip Sn1621; Calibrated: 5/7/2020
- Probe: EX3DV4 - SN7587; ConvF(4.6, 4.6, 4.6) @ 5600 MHz; Calibrated: 5/8/2020
- Sensor-Surface: 1.4mm (Mechanical Surface Detection)
- Phantom: Twin-SAM V8.0 (30deg probe tilt); Type: QD 000 P41 Ax; Serial: xxxx

Head/5.6 GHz, Pin=100mW/Area Scan (7x7x1): Measurement grid: dx=10mm, dy=10mm

Maximum value of SAR (measured) = 19.8 W/kg

Head/5.6 GHz, Pin=100mW/Zoom Scan (8x8x8)/Cube 0: Measurement grid: dx=4mm, dy=4mm,

dz=1.4mm

Reference Value = 54.24 V/m; Power Drift = 0.15 dB

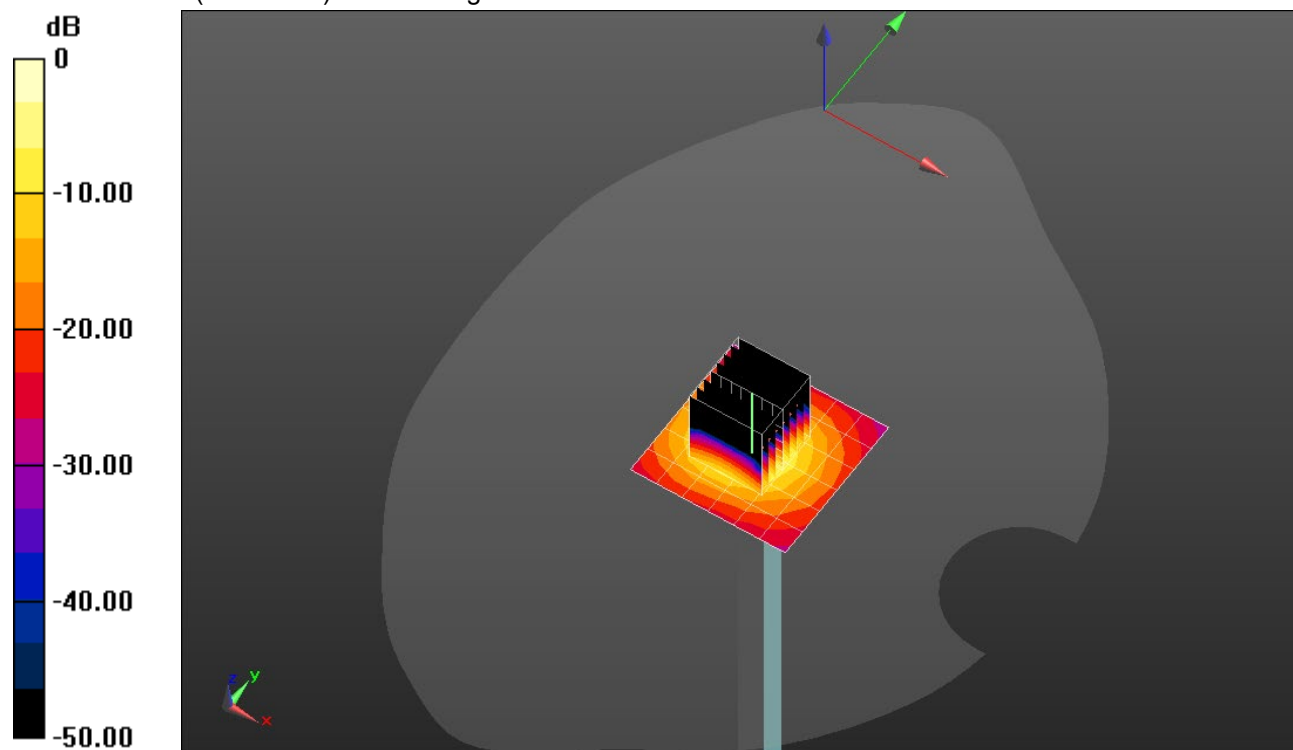
Peak SAR (extrapolated) = 42.2 W/kg

SAR(1 g) = 8.99 W/kg; SAR(10 g) = 2.52 W/kg

Smallest distance from peaks to all points 3 dB below = 7.2 mm

Ratio of SAR at M2 to SAR at M1 = 60.5%

Maximum value of SAR (measured) = 22.6 W/kg

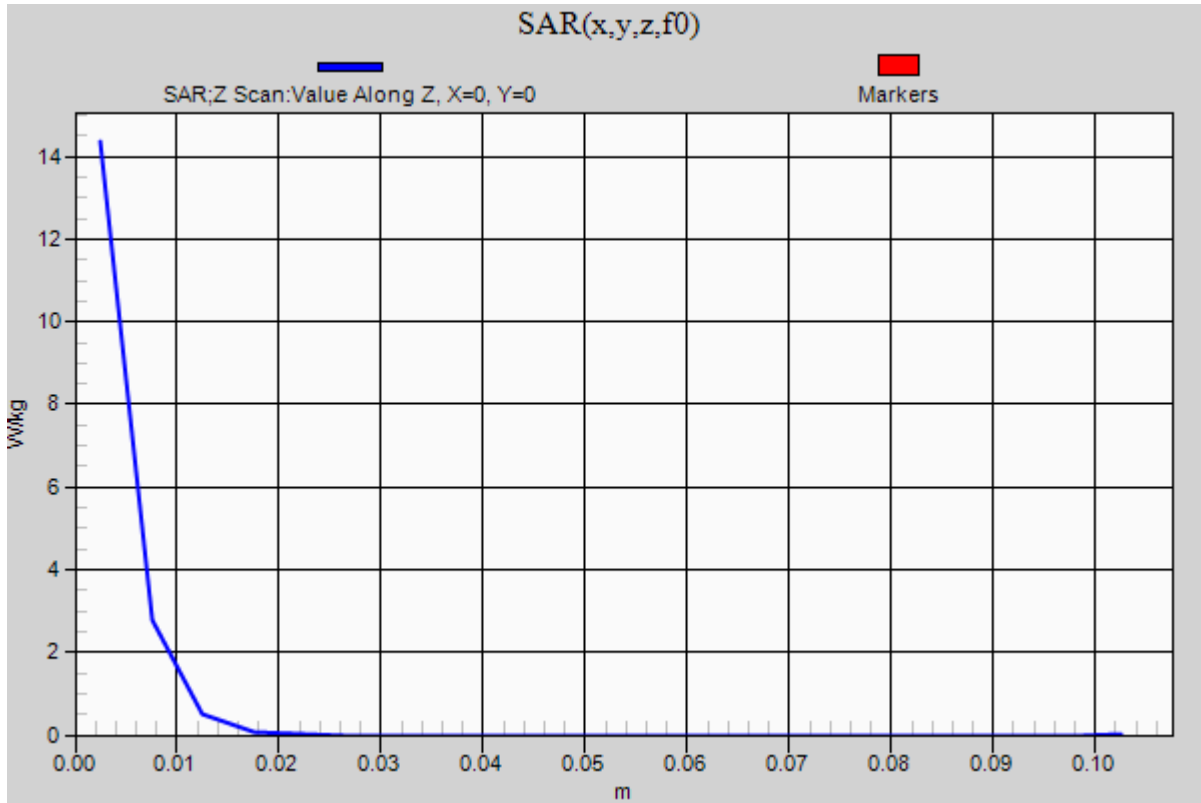


0 dB = 22.6 W/kg = 13.54 dBW/kg

20200818_SystemPerformanceCheck-D5GHzV2 SN 1168

Frequency: 5600 MHz; Duty Cycle: 1:1

Head/5.6 GHz, Pin=100mW/Z Scan (1x1x21): Measurement grid: dx=20mm, dy=20mm, dz=5mm
Maximum value of SAR (measured) = 14.4 W/kg



20200828_SystemPerformanceCheck-D2600V2 SN 1006

Frequency: 2600 MHz; Duty Cycle: 1:1; Room Ambient Temperature: 24.0°C; Liquid Temperature: 23.0°C
Medium parameters used: $f = 2600$ MHz; $\sigma = 1.97$ S/m; $\epsilon_r = 38.232$; $\rho = 1000$ kg/m³

DASY5 Configuration:

- Area Scan Setting: Find Secondary Maximum Within: 2.0 dB and with a peak SAR value greater than 0.0012W/kg
- Electronics: DAE4ip Sn1621; Calibrated: 5/7/2020
- Probe: EX3DV4 - SN7587; ConvF(7.25, 7.25, 7.25) @ 2600 MHz; Calibrated: 5/8/2020
- Sensor-Surface: 2.5mm (Mechanical Surface Detection)
- Phantom: Twin-SAM V8.0 (30deg probe tilt); Type: QD 000 P41 Ax; Serial: xxxx

Head/Pin=100 mW/Area Scan (8x8x1): Measurement grid: dx=12mm, dy=12mm

Maximum value of SAR (measured) = 8.04 W/kg

Head/Pin=100 mW/Zoom Scan (7x7x7)/Cube 0: Measurement grid: dx=5mm, dy=5mm, dz=5mm

Reference Value = 60.62 V/m; Power Drift = 0.17 dB

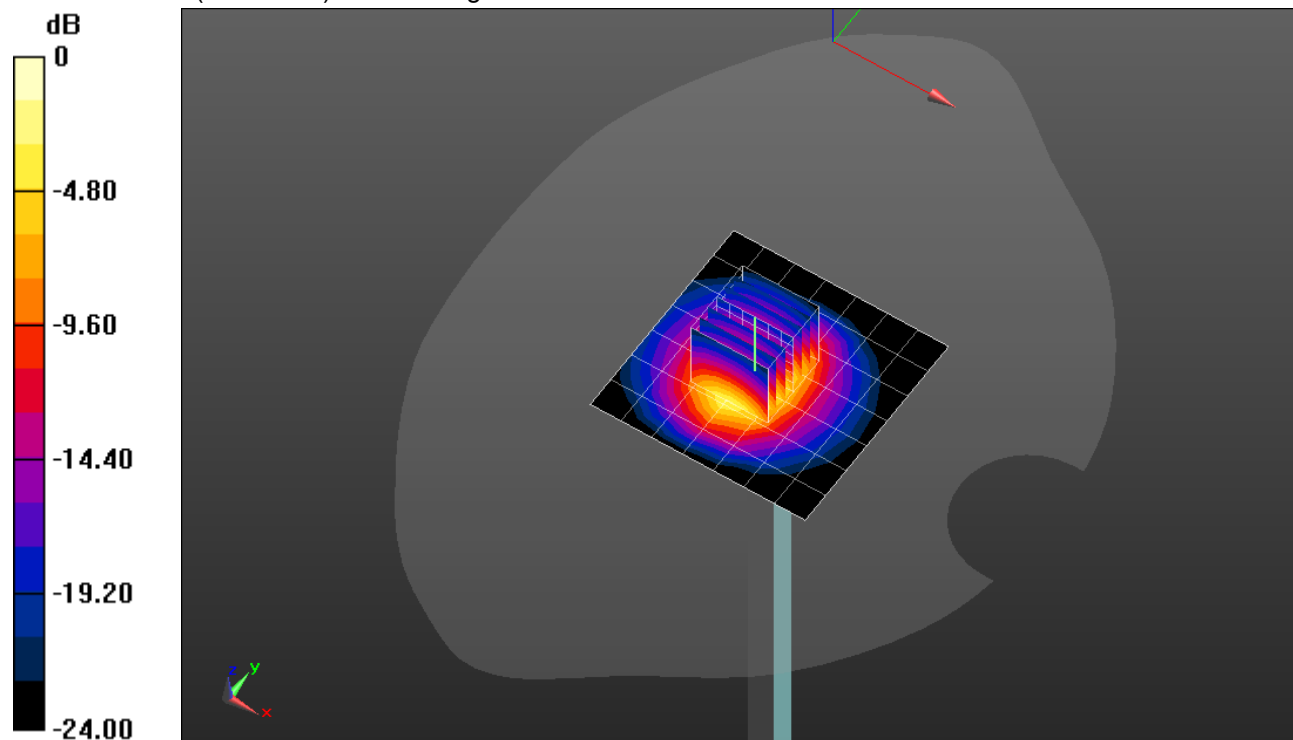
Peak SAR (extrapolated) = 12.8 W/kg

SAR(1 g) = 5.95 W/kg; SAR(10 g) = 2.66 W/kg

Smallest distance from peaks to all points 3 dB below = 9.5 mm

Ratio of SAR at M2 to SAR at M1 = 46.7%

Maximum value of SAR (measured) = 8.61 W/kg



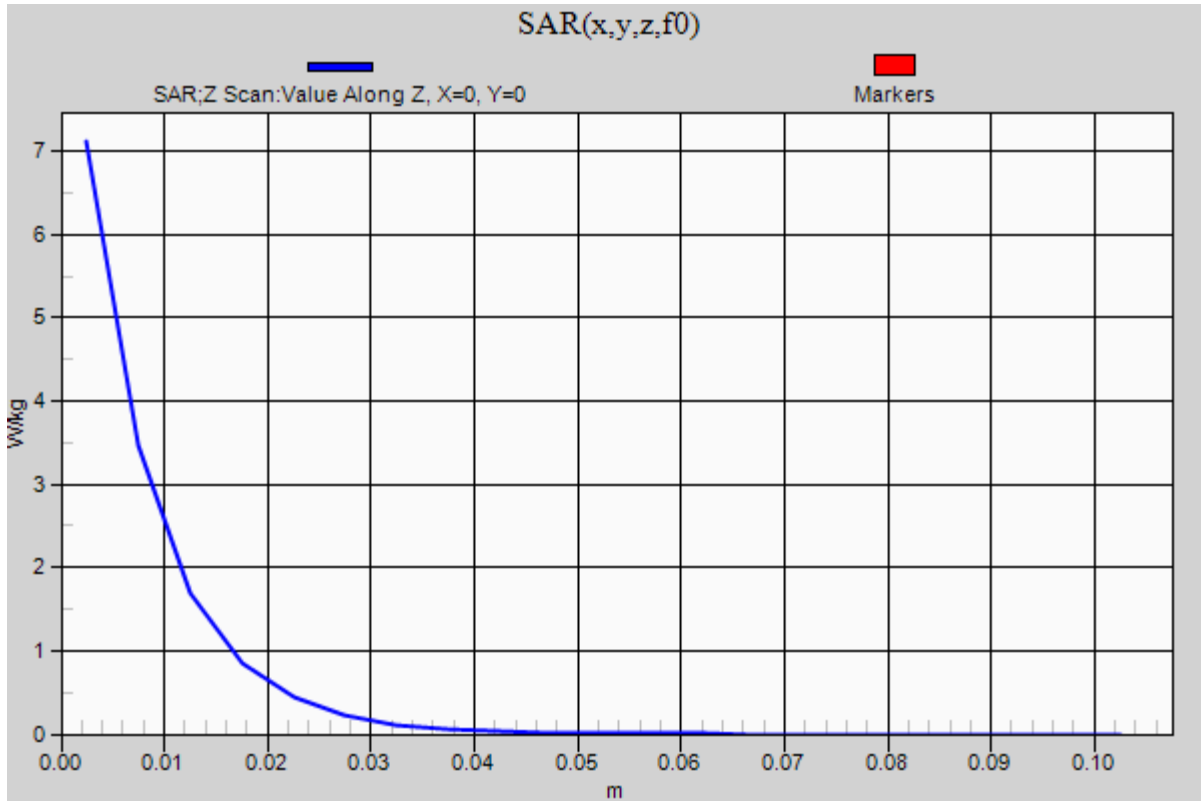
0 dB = 8.61 W/kg = 9.35 dBW/kg

20200828_SystemPerformanceCheck-D2600V2 SN 1006

Frequency: 2600 MHz; Duty Cycle: 1:1

Head/Pin=100 mW/Z Scan (1x1x21): Measurement grid: dx=20mm, dy=20mm, dz=5mm

Maximum value of SAR (measured) = 7.12 W/kg



20200905_SystemPerformanceCheck-D2600V2 SN 1036

Frequency: 2600 MHz; Duty Cycle: 1:1; Room Ambient Temperature: 24.0°C; Liquid Temperature: 23.0°C
 Medium parameters used: $f = 2600$ MHz; $\sigma = 2.026$ S/m; $\epsilon_r = 39.988$; $\rho = 1000$ kg/m³

DASY5 Configuration:

- Area Scan Setting: Find Secondary Maximum Within: 2.0 dB and with a peak SAR value greater than 0.0012W/kg
- Electronics: DAE4ip Sn1621; Calibrated: 5/7/2020
- Probe: EX3DV4 - SN7587; ConvF(7.25, 7.25, 7.25) @ 2600 MHz; Calibrated: 5/8/2020
- Sensor-Surface: 2.5mm (Mechanical Surface Detection)
- Phantom: Twin-SAM V8.0 (30deg probe tilt); Type: QD 000 P41 Ax; Serial: xxxx

Head/Pin=100 mW/Area Scan (8x8x1): Measurement grid: dx=12mm, dy=12mm

Maximum value of SAR (measured) = 8.05 W/kg

Head/Pin=100 mW/Zoom Scan (7x7x7)/Cube 0: Measurement grid: dx=5mm, dy=5mm, dz=5mm

Reference Value = 60.93 V/m; Power Drift = 0.19 dB

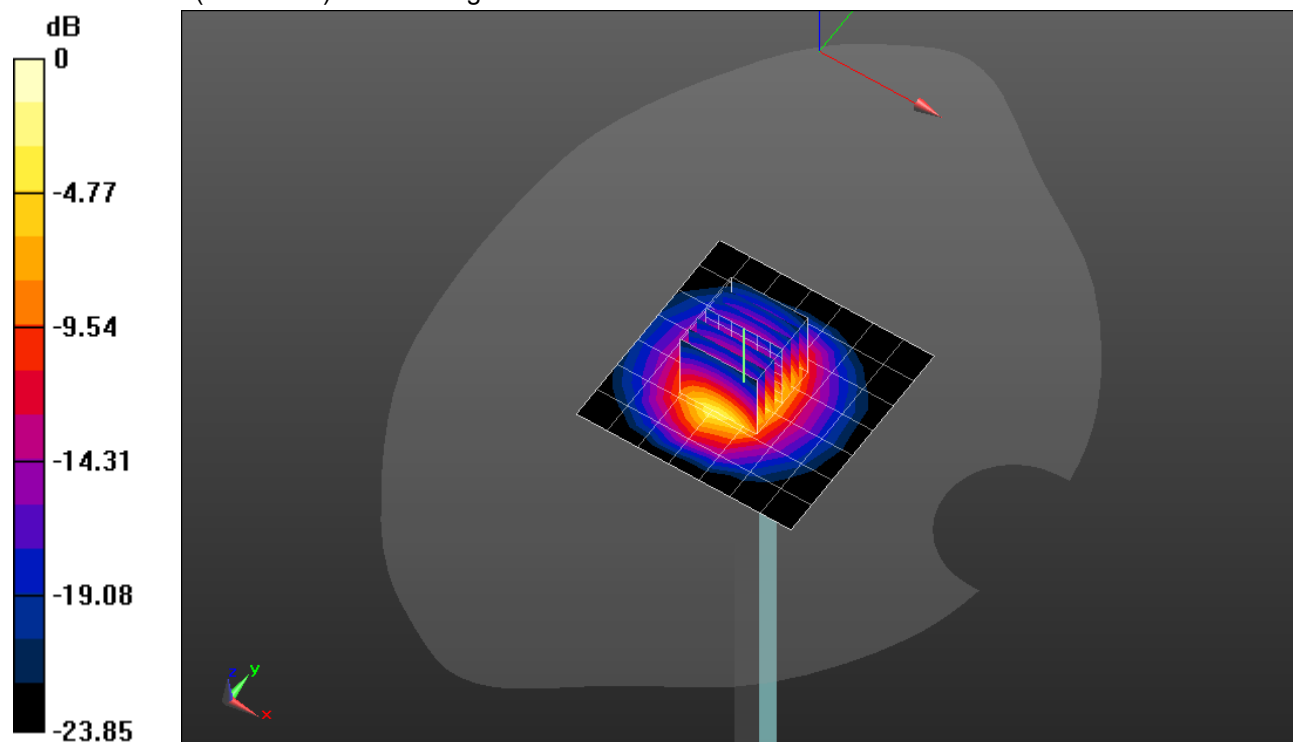
Peak SAR (extrapolated) = 13.2 W/kg

SAR(1 g) = 6.12 W/kg; SAR(10 g) = 2.74 W/kg

Smallest distance from peaks to all points 3 dB below = 9 mm

Ratio of SAR at M2 to SAR at M1 = 47.1%

Maximum value of SAR (measured) = 8.86 W/kg



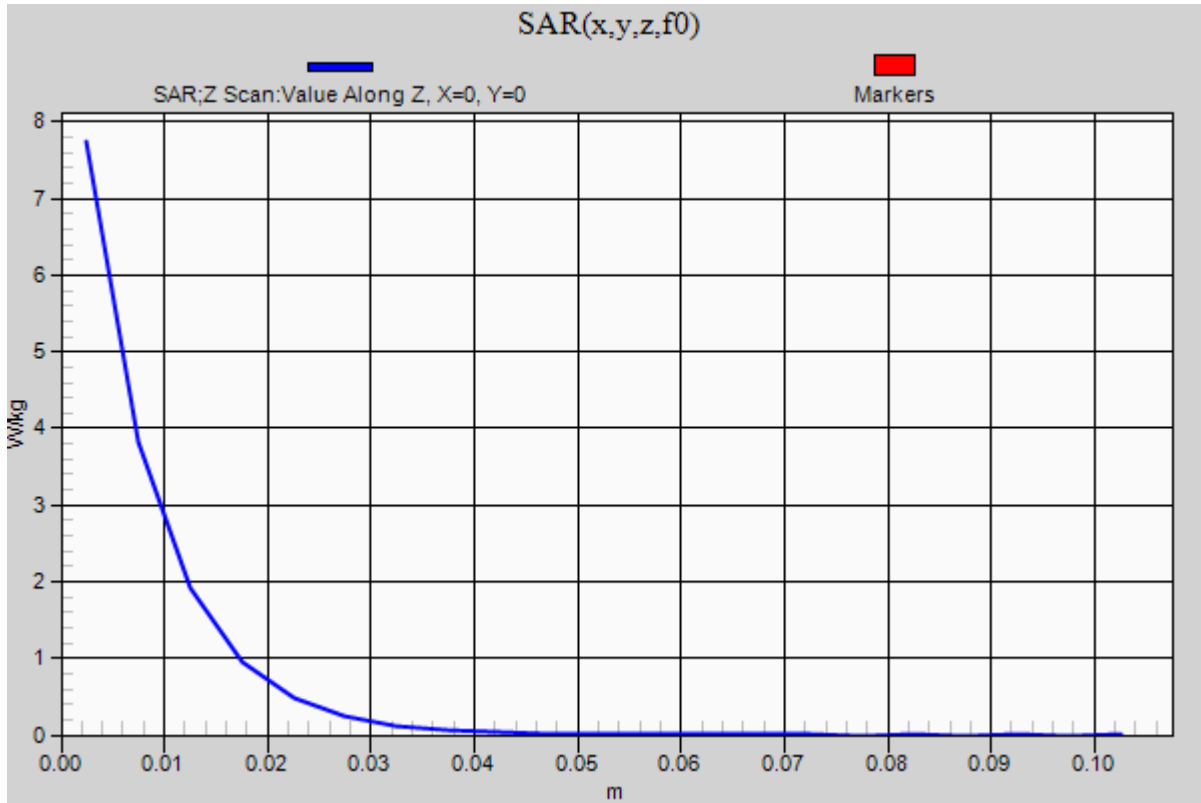
0 dB = 8.86 W/kg = 9.47 dBW/kg

20200905_SystemPerformanceCheck-D2600V2 SN 1036

Frequency: 2600 MHz; Duty Cycle: 1:1

Head/Pin=100 mW/Z Scan (1x1x21): Measurement grid: dx=20mm, dy=20mm, dz=5mm

Maximum value of SAR (measured) = 7.74 W/kg



20200816_SystemPerformanceCheck-D2600V2 SN 1006

Frequency: 2600 MHz; Duty Cycle: 1:1; Room Ambient Temperature: 24.0°C; Liquid Temperature: 23.0°C
 Medium parameters used: $f = 2600$ MHz; $\sigma = 1.912$ S/m; $\epsilon_r = 39.219$; $\rho = 1000$ kg/m³

DASY5 Configuration:

- Area Scan Setting: Find Secondary Maximum Within: 2.0 dB and with a peak SAR value greater than 0.0012W/kg
- Electronics: DAE4ip Sn1619; Calibrated: 5/7/2020
- Probe: EX3DV4 - SN7589; ConvF(7.64, 7.64, 7.64) @ 2600 MHz; Calibrated: 5/8/2020
- Sensor-Surface: 2.5mm (Mechanical Surface Detection)
- Phantom: Twin-SAM V5.0 (30deg probe tilt); Type: QD 000 P40 CE; Serial: xxxx

Head/Pin=100 mW/Area Scan (8x8x1): Measurement grid: dx=12mm, dy=12mm

Maximum value of SAR (measured) = 6.91 W/kg

Head/Pin=100 mW/Zoom Scan (7x7x7)/Cube 0: Measurement grid: dx=5mm, dy=5mm, dz=5mm

Reference Value = 63.11 V/m; Power Drift = -0.10 dB

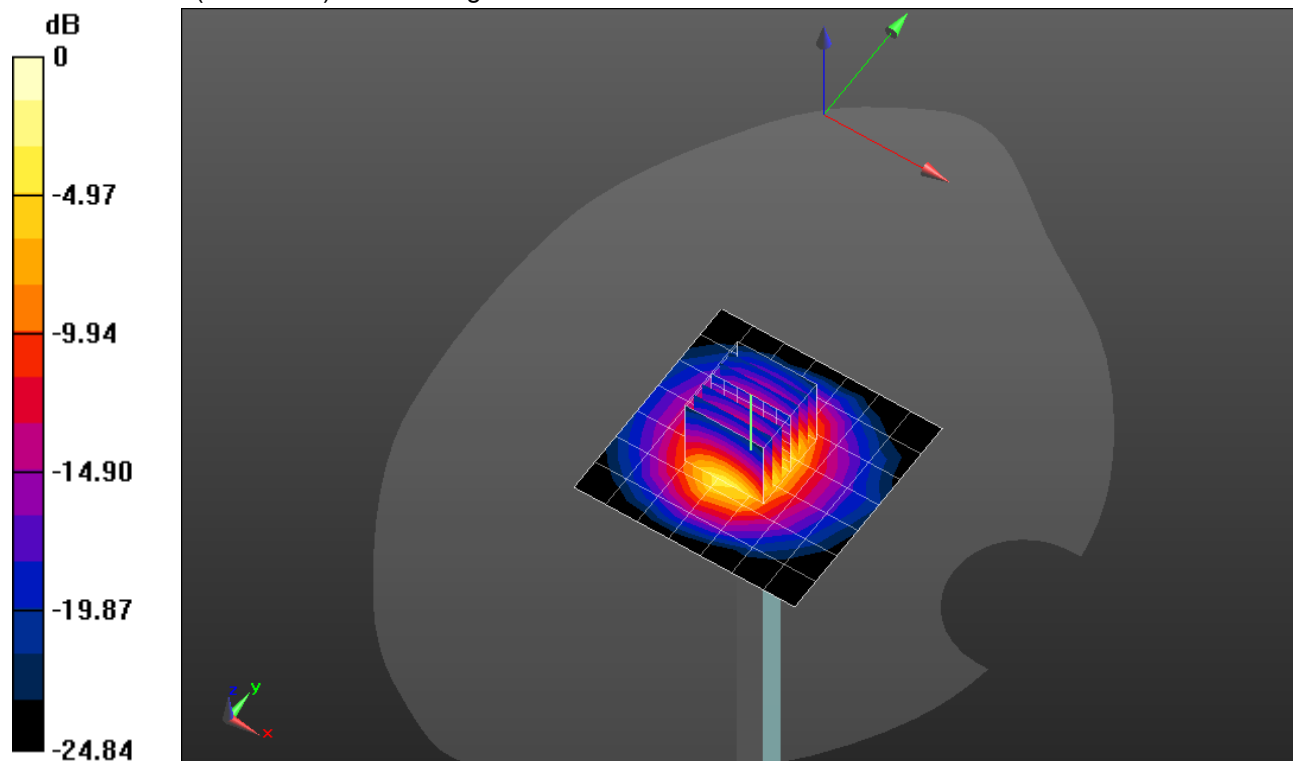
Peak SAR (extrapolated) = 11.6 W/kg

SAR(1 g) = 5.37 W/kg; SAR(10 g) = 2.4 W/kg

Smallest distance from peaks to all points 3 dB below = 9.2 mm

Ratio of SAR at M2 to SAR at M1 = 47.1%

Maximum value of SAR (measured) = 7.77 W/kg



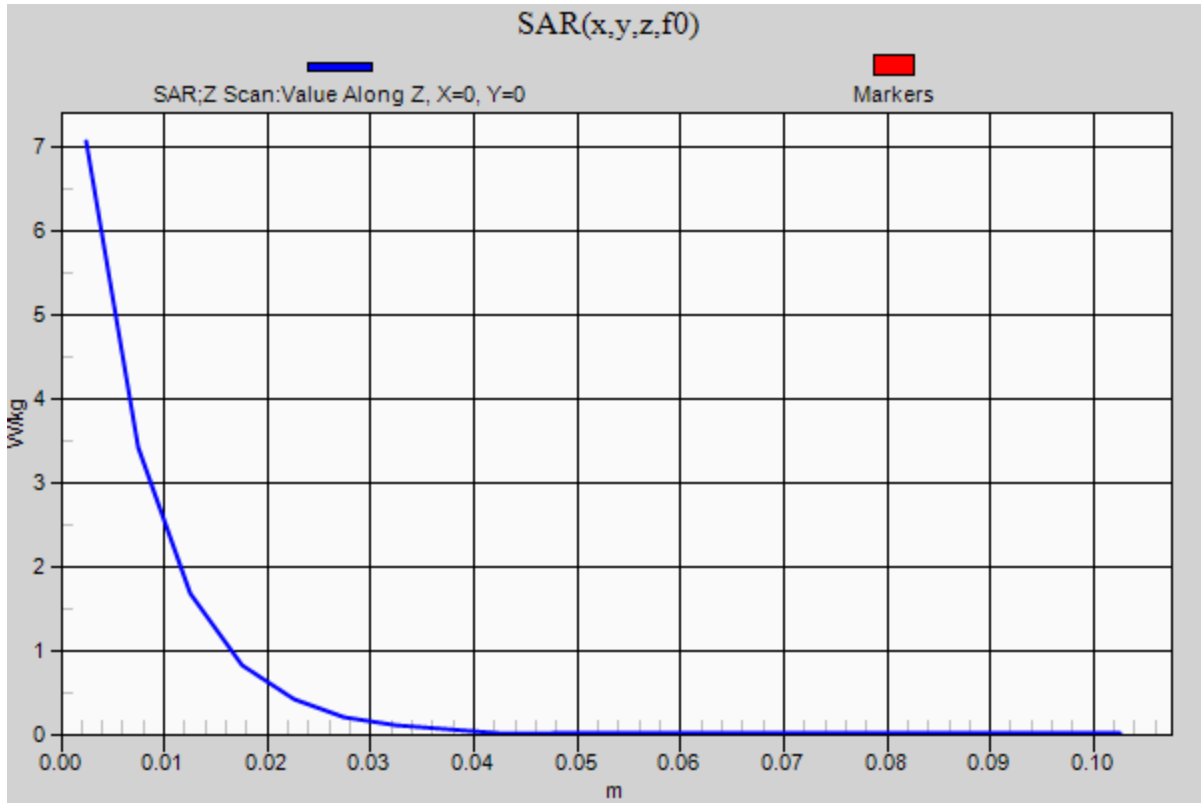
0 dB = 7.77 W/kg = 8.90 dBW/kg

20200816_SystemPerformanceCheck-D2600V2 SN 1006

Frequency: 2600 MHz; Duty Cycle: 1:1

Head/Pin=100 mW/Z Scan (1x1x21): Measurement grid: dx=20mm, dy=20mm, dz=5mm

Maximum value of SAR (measured) = 7.07 W/kg



09092020_SystemPerformanceCheck-D3500V2 SN 1060

Frequency: 3500 MHz; Duty Cycle: 1:1; Room Ambient Temperature: 24.0°C; Liquid Temperature: 23.0°C
 Medium parameters used: $f = 3500 \text{ MHz}$; $\sigma = 2.813 \text{ S/m}$; $\epsilon_r = 36.75$; $\rho = 1000 \text{ kg/m}^3$

DASY5 Configuration:

- Area Scan Setting: Find Secondary Maximum Within: 2.0 dB and with a peak SAR value greater than 0.0012W/kg
- Electronics: DAE4ip Sn1619; Calibrated: 5/7/2020
- Probe: EX3DV4 - SN7589; ConvF(7.2, 7.2, 7.2) @ 3500 MHz; Calibrated: 5/8/2020
- Sensor-Surface: 2.5mm (Mechanical Surface Detection)
- Phantom: Twin-SAM V5.0 (30deg probe tilt); Type: QD 000 P40 CE; Serial: xxxx

Head/Pin=100 mW/Area Scan (8x8x1): Measurement grid: dx=12mm, dy=12mm

Maximum value of SAR (measured) = 8.01 W/kg

Head/Pin=100 mW/Zoom Scan (8x8x8)/Cube 0: Measurement grid: dx=4.3mm, dy=4.3mm, dz=3mm

Reference Value = 45.36 V/m; Power Drift = -0.19 dB

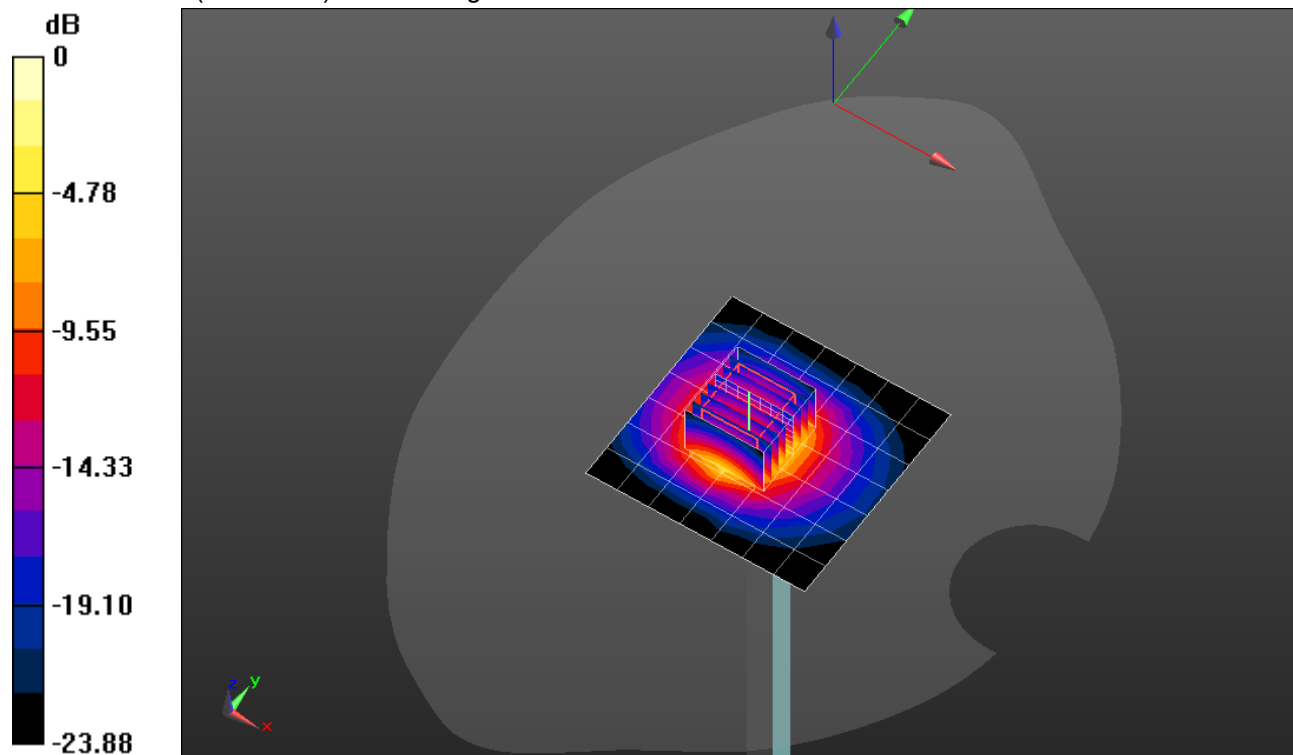
Peak SAR (extrapolated) = 14.8 W/kg

SAR(1 g) = 5.89 W/kg; SAR(10 g) = 2.32 W/kg

Smallest distance from peaks to all points 3 dB below = 9.5 mm

Ratio of SAR at M2 to SAR at M1 = 56.8%

Maximum value of SAR (measured) = 8.63 W/kg



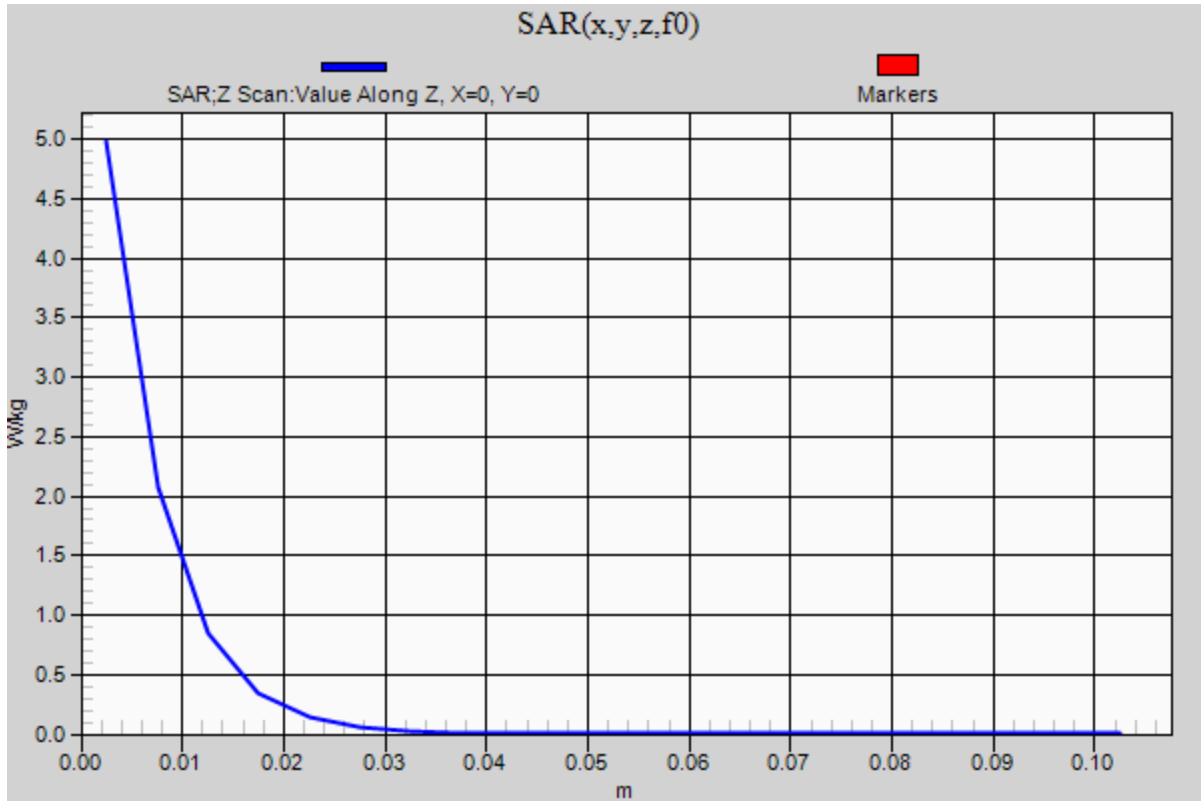
0 dB = 8.63 W/kg = 9.36 dBW/kg

09092020_SystemPerformanceCheck-D3500V2 SN 1060

Frequency: 3500 MHz; Duty Cycle: 1:1

Head/Pin=100 mW/Z Scan (1x1x21): Measurement grid: dx=20mm, dy=20mm, dz=5mm

Maximum value of SAR (measured) = 4.98 W/kg



09142020_SystemPerformanceCheck-D3700V2 SN 1039

Frequency: 3700 MHz; Duty Cycle: 1:1; Room Ambient Temperature: 24.0°C; Liquid Temperature: 23.0°C
 Medium parameters used: $f = 3700 \text{ MHz}$; $\sigma = 3.02 \text{ S/m}$; $\epsilon_r = 37.199$; $\rho = 1000 \text{ kg/m}^3$

DASY5 Configuration:

- Area Scan Setting: Find Secondary Maximum Within: 2.0 dB and with a peak SAR value greater than 0.0012W/kg
- Electronics: DAE4ip Sn1619; Calibrated: 5/7/2020
- Probe: EX3DV4 - SN7589; ConvF(6.88, 6.88, 6.88) @ 3700 MHz; Calibrated: 5/8/2020
- Sensor-Surface: 2.5mm (Mechanical Surface Detection)
- Phantom: Twin-SAM V5.0 (30deg probe tilt); Type: QD 000 P40 CE; Serial: xxxx

Head/Pin=100 mW/Area Scan (8x8x1): Measurement grid: dx=12mm, dy=12mm

Maximum value of SAR (measured) = 8.68 W/kg

Head/Pin=100 mW/Zoom Scan (8x8x8)/Cube 0: Measurement grid: dx=4.3mm, dy=4.3mm, dz=3mm

Reference Value = 61.18 V/m; Power Drift = 0.12 dB

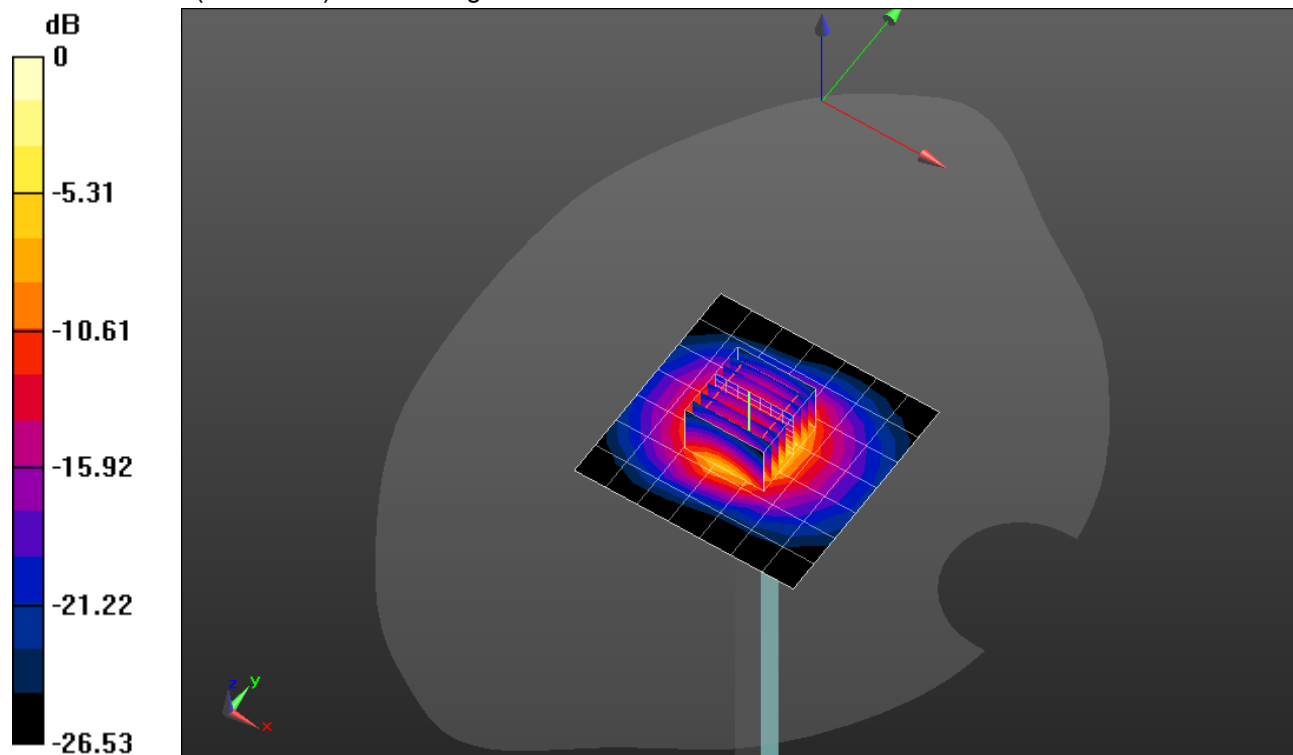
Peak SAR (extrapolated) = 19.0 W/kg

SAR(1 g) = 7.15 W/kg; SAR(10 g) = 2.65 W/kg

Smallest distance from peaks to all points 3 dB below = 8.5 mm

Ratio of SAR at M2 to SAR at M1 = 54.7%

Maximum value of SAR (measured) = 10.7 W/kg



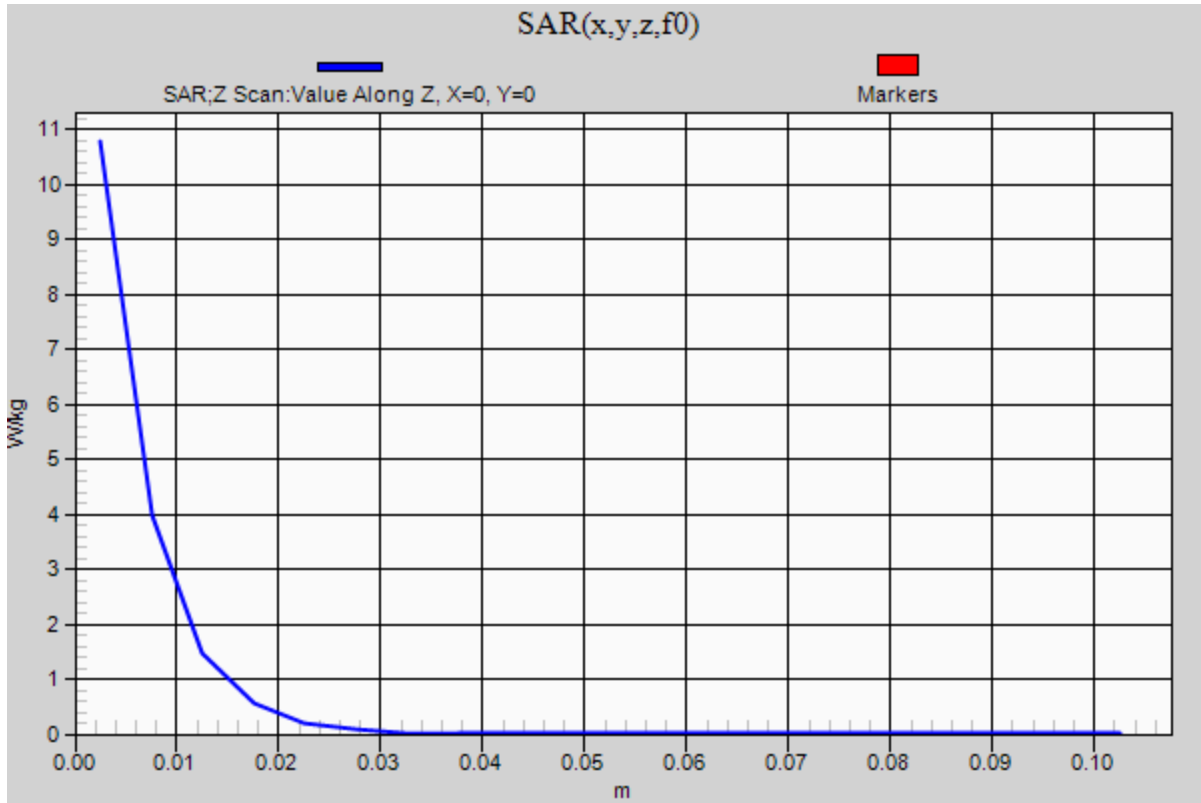
0 dB = 10.7 W/kg = 10.29 dBW/kg

09142020_SystemPerformanceCheck-D3700V2 SN 1039

Frequency: 3700 MHz; Duty Cycle: 1:1

Head/Pin=100 mW/Z Scan (1x1x21): Measurement grid: dx=20mm, dy=20mm, dz=5mm

Maximum value of SAR (measured) = 10.8 W/kg



20200828_SystemPerformanceCheck-D1900V2 SN 5d163

Frequency: 1900 MHz; Duty Cycle: 1:1; Room Ambient Temperature: 24.0°C; Liquid Temperature: 23.0°C
Medium parameters used: $f = 1900$ MHz; $\sigma = 1.433$ S/m; $\epsilon_r = 39.269$; $\rho = 1000$ kg/m³

DASY5 Configuration:

- Area Scan Setting: Find Secondary Maximum Within: 2.0 dB and with a peak SAR value greater than 0.0012W/kg
- Electronics: DAE4ip Sn1622; Calibrated: 5/7/2020
- Probe: EX3DV4 - SN7586; ConvF(8.03, 8.03, 8.03) @ 1900 MHz; Calibrated: 5/8/2020
- Sensor-Surface: 2.5mm (Mechanical Surface Detection)
- Phantom: Twin-SAM V8.0 (30deg probe tilt); Type: QD 000 P41 Ax; Serial: xxxx

Head/Pin=100 mW/Area Scan (7x7x1): Measurement grid: dx=15mm, dy=15mm

Maximum value of SAR (measured) = 5.80 W/kg

Head/Pin=100 mW/Zoom Scan (7x7x7)/Cube 0: Measurement grid: dx=5mm, dy=5mm, dz=5mm

Reference Value = 62.67 V/m; Power Drift = -0.01 dB

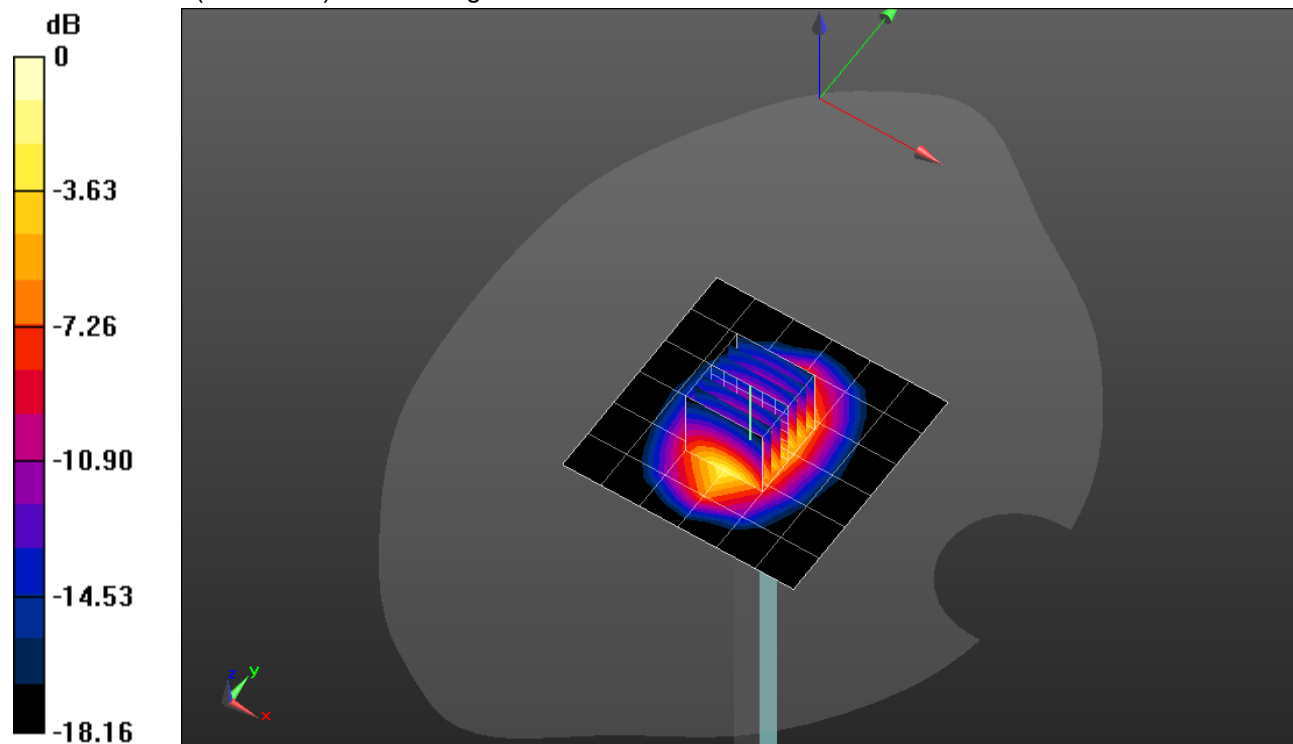
Peak SAR (extrapolated) = 8.01 W/kg

SAR(1 g) = 4.26 W/kg; SAR(10 g) = 2.18 W/kg

Smallest distance from peaks to all points 3 dB below = 10 mm

Ratio of SAR at M2 to SAR at M1 = 54.2%

Maximum value of SAR (measured) = 5.76 W/kg



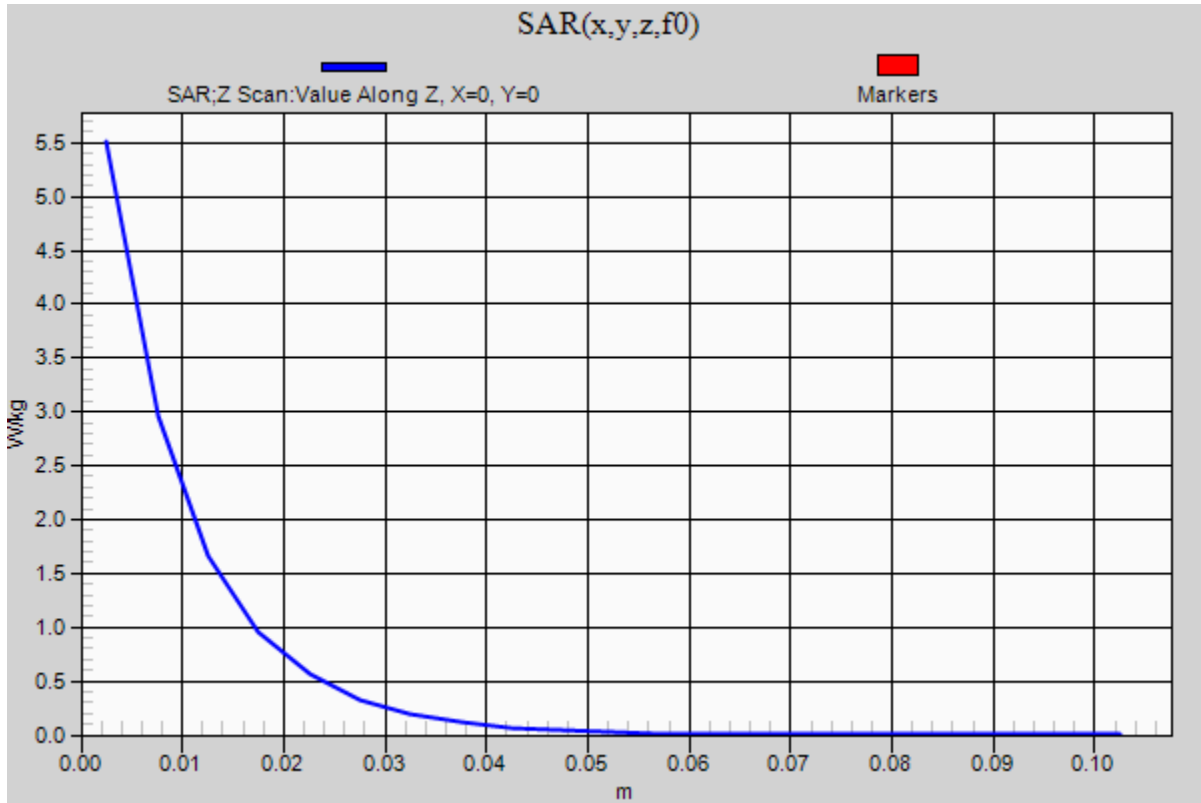
0 dB = 5.76 W/kg = 7.60 dBW/kg

20200828_SystemPerformanceCheck-D1900V2 SN 5d163

Frequency: 1900 MHz; Duty Cycle: 1:1

Head/Pin=100 mW/Z Scan (1x1x21): Measurement grid: dx=20mm, dy=20mm, dz=5mm

Maximum value of SAR (measured) = 5.51 W/kg



20200831_SystemPerformanceCheck-D1750V2 SN 1053

Frequency: 1750 MHz; Duty Cycle: 1:1; Room Ambient Temperature: 24.0°C; Liquid Temperature: 23.0°C
 Medium parameters used: $f = 1750 \text{ MHz}$; $\sigma = 1.425 \text{ S/m}$; $\epsilon_r = 38.247$; $\rho = 1000 \text{ kg/m}^3$

DASY5 Configuration:

- Area Scan Setting: Find Secondary Maximum Within: 2.0 dB and with a peak SAR value greater than 0.0012W/kg
- Electronics: DAE4ip Sn1622; Calibrated: 5/7/2020
- Probe: EX3DV4 - SN7586; ConvF(8.31, 8.31, 8.31) @ 1750 MHz; Calibrated: 5/8/2020
- Sensor-Surface: 2.5mm (Mechanical Surface Detection)
- Phantom: Twin-SAM V8.0 (30deg probe tilt); Type: QD 000 P41 Ax; Serial: xxxx

Head/Pin=100 mW/Area Scan (7x7x1): Measurement grid: dx=15mm, dy=15mm

Maximum value of SAR (measured) = 5.22 W/kg

Head/Pin=100 mW/Zoom Scan (7x7x7)/Cube 0: Measurement grid: dx=5mm, dy=5mm, dz=5mm

Reference Value = 61.09 V/m; Power Drift = -0.02 dB

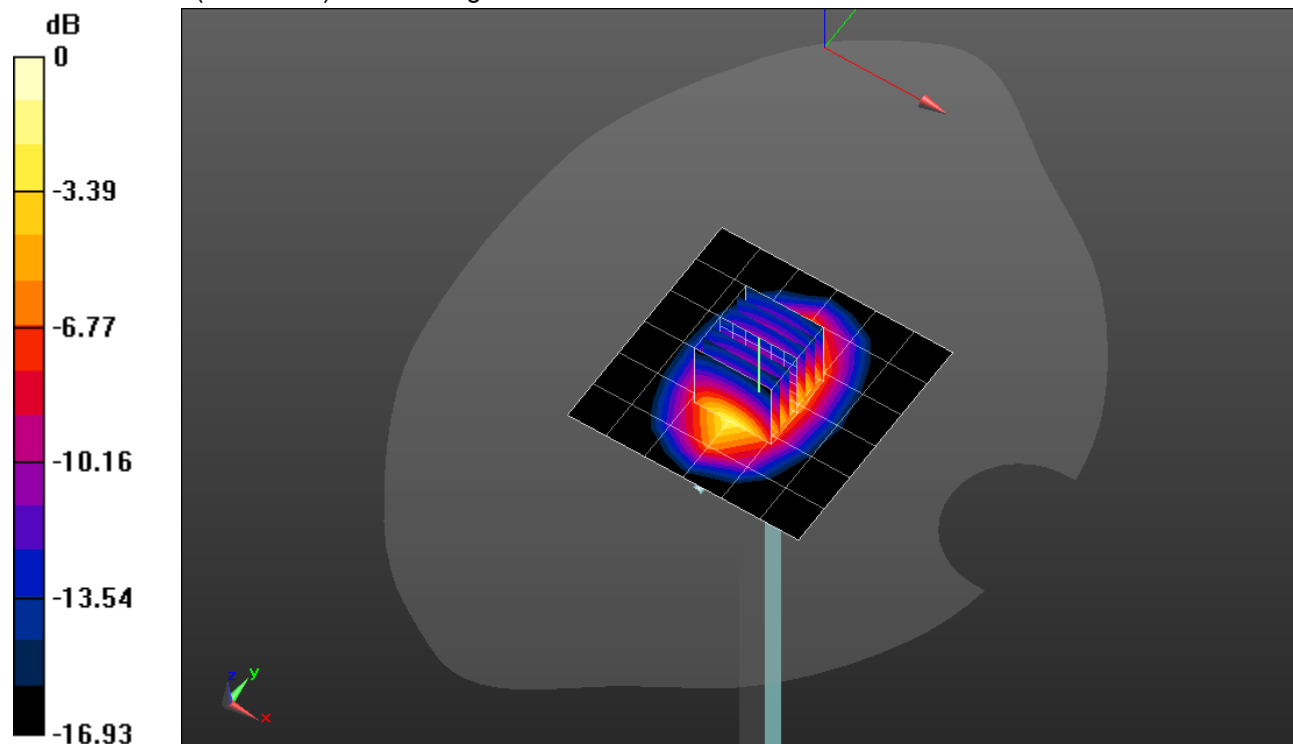
Peak SAR (extrapolated) = 7.00 W/kg

SAR(1 g) = 3.92 W/kg; SAR(10 g) = 2.08 W/kg

Smallest distance from peaks to all points 3 dB below = 10.4 mm

Ratio of SAR at M2 to SAR at M1 = 56.1%

Maximum value of SAR (measured) = 5.23 W/kg



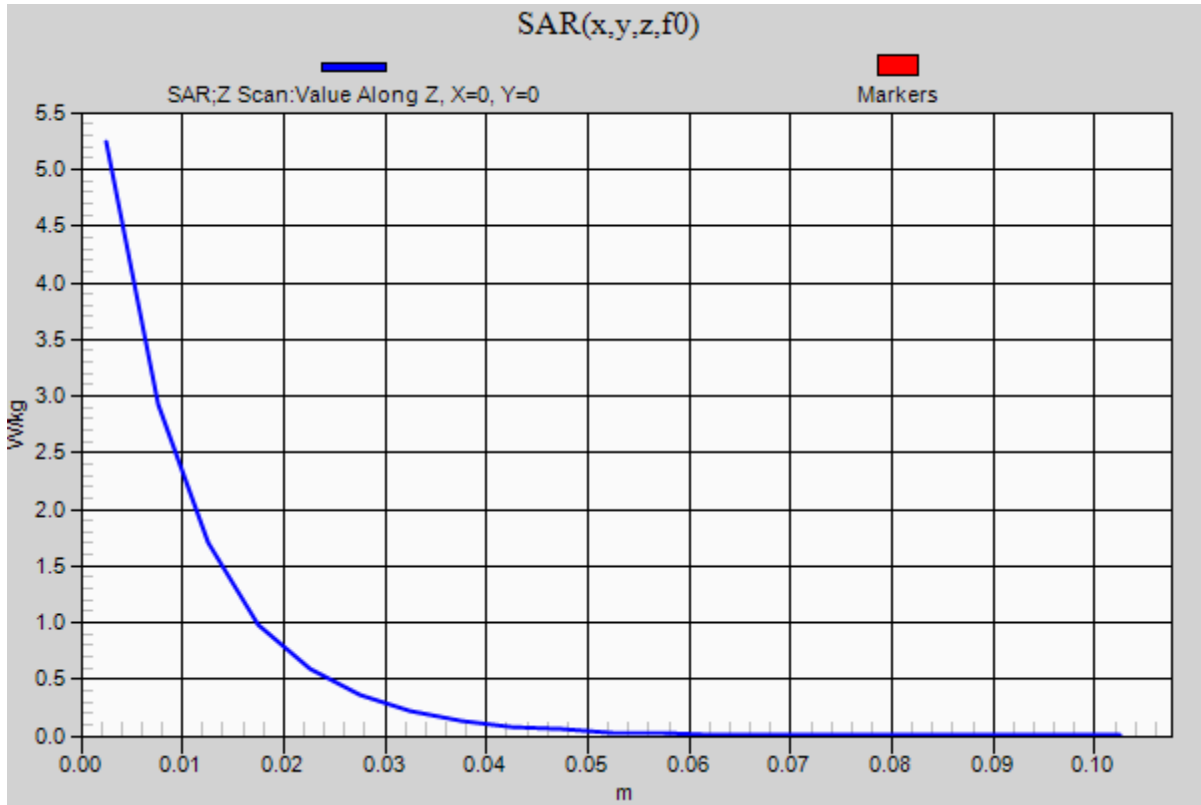
0 dB = 5.23 W/kg = 7.19 dBW/kg

20200831_SystemPerformanceCheck-D1750V2 SN 1053

Frequency: 1750 MHz; Duty Cycle: 1:1

Head/Pin=100 mW/Z Scan (1x1x21): Measurement grid: dx=20mm, dy=20mm, dz=5mm

Maximum value of SAR (measured) = 5.24 W/kg



20200907_SystemPerformanceCheck-D3500V2 SN 1060

Frequency: 3500 MHz; Duty Cycle: 1:1; Room Ambient Temperature: 24.0°C; Liquid Temperature: 23.0°C
 Medium parameters used: $f = 3500$ MHz; $\sigma = 2.844$ S/m; $\epsilon_r = 39.297$; $\rho = 1000$ kg/m³

DASY5 Configuration:

- Area Scan Setting: Find Secondary Maximum Within: 2.0 dB and with a peak SAR value greater than 0.0012W/kg
- Electronics: DAE4ip Sn1622; Calibrated: 5/7/2020
- Probe: EX3DV4 - SN7586; ConvF(6.87, 6.87, 6.87) @ 3500 MHz; Calibrated: 5/8/2020
- Sensor-Surface: 2.5mm (Mechanical Surface Detection)
- Phantom: Twin-SAM V8.0 (30deg probe tilt); Type: QD 000 P41 Ax; Serial: xxxx

Head/Pin=100 mW/Area Scan (8x8x1): Measurement grid: dx=12mm, dy=12mm

Maximum value of SAR (measured) = 8.27 W/kg

Head/Pin=100 mW/Zoom Scan (8x8x8)/Cube 0: Measurement grid: dx=4.3mm, dy=4.3mm, dz=3mm

Reference Value = 58.08 V/m; Power Drift = -0.18 dB

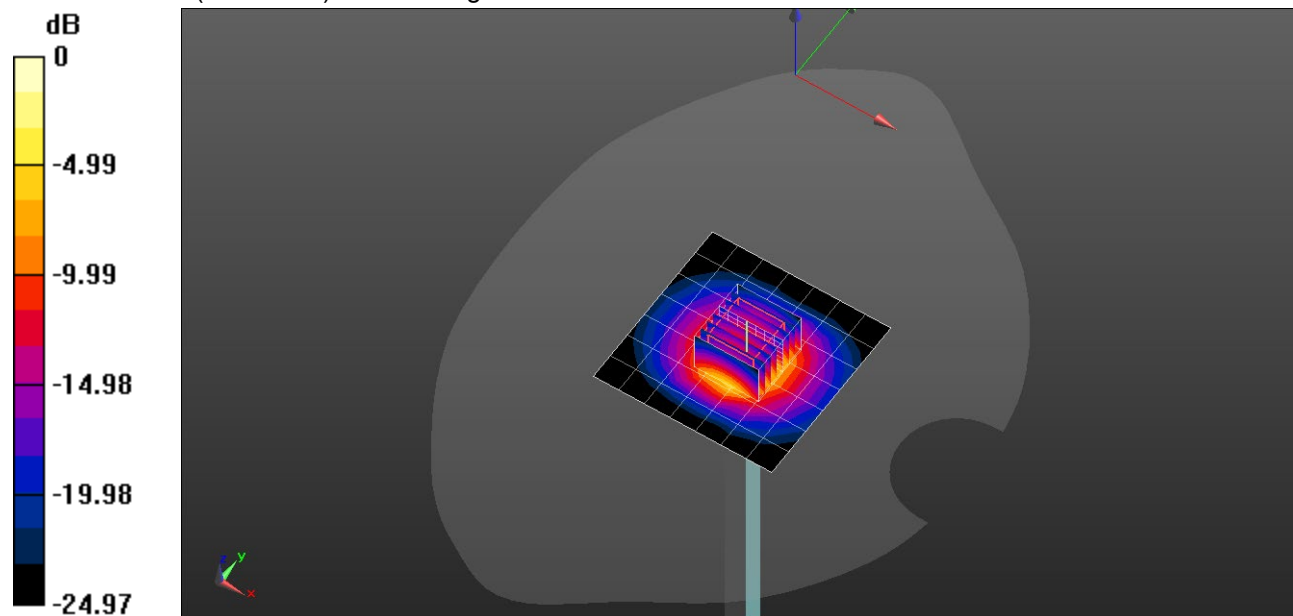
Peak SAR (extrapolated) = 16.3 W/kg

SAR(1 g) = 6.5 W/kg; SAR(10 g) = 2.49 W/kg

Smallest distance from peaks to all points 3 dB below = 8.6 mm

Ratio of SAR at M2 to SAR at M1 = 56.7%

Maximum value of SAR (measured) = 9.69 W/kg



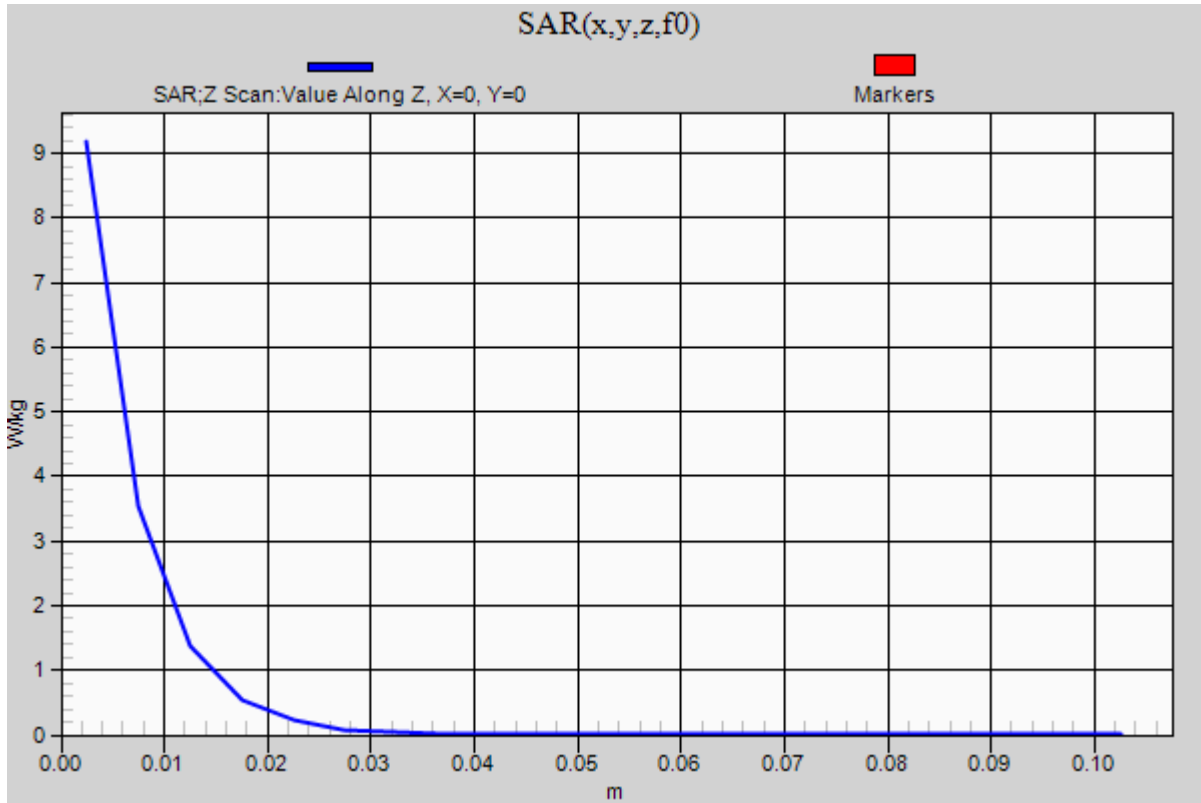
0 dB = 9.69 W/kg = 9.86 dBW/kg

20200907_SystemPerformanceCheck-D3500V2 SN 1060

Frequency: 3500 MHz; Duty Cycle: 1:1

Head/Pin=100 mW/Z Scan (1x1x21): Measurement grid: dx=20mm, dy=20mm, dz=5mm

Maximum value of SAR (measured) = 9.18 W/kg



20200907_SystemPerformanceCheck-D1750V2 SN 1077

Frequency: 1750 MHz; Duty Cycle: 1:1; Room Ambient Temperature: 24.0°C; Liquid Temperature: 23.0°C
Medium parameters used: $f = 1750 \text{ MHz}$; $\sigma = 1.41 \text{ S/m}$; $\epsilon_r = 38.99$; $\rho = 1000 \text{ kg/m}^3$

DASY5 Configuration:

- Area Scan Setting: Find Secondary Maximum Within: 2.0 dB and with a peak SAR value greater than 0.0012W/kg
- Electronics: DAE4ip Sn1622; Calibrated: 5/7/2020
- Probe: EX3DV4 - SN7586; ConvF(8.31, 8.31, 8.31) @ 1750 MHz; Calibrated: 5/8/2020
- Sensor-Surface: 2.5mm (Mechanical Surface Detection)
- Phantom: Twin-SAM V8.0 (30deg probe tilt); Type: QD 000 P41 Ax; Serial: xxxx

Head/Pin=100 mW/Area Scan (7x7x1): Measurement grid: dx=15mm, dy=15mm

Maximum value of SAR (measured) = 4.99 W/kg

Head/Pin=100 mW/Zoom Scan (7x7x7)/Cube 0: Measurement grid: dx=5mm, dy=5mm, dz=5mm

Reference Value = 60.25 V/m; Power Drift = -0.10 dB

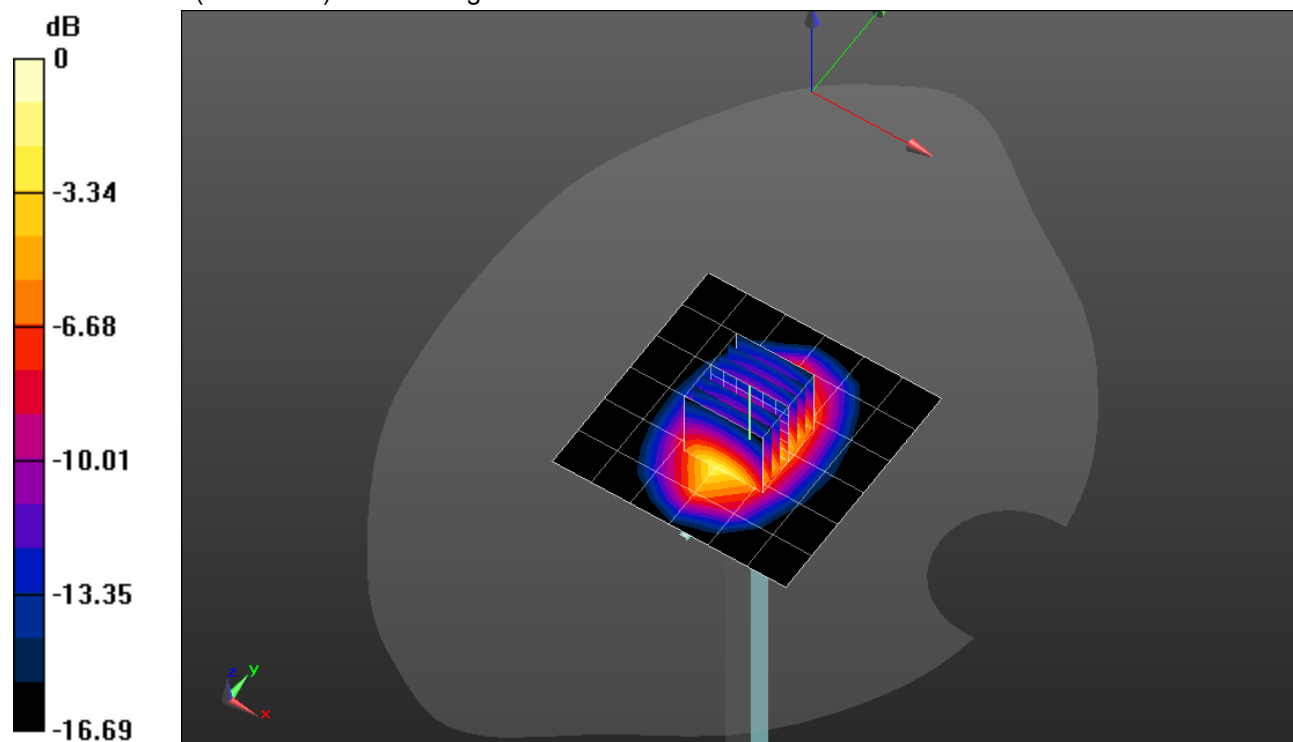
Peak SAR (extrapolated) = 6.90 W/kg

SAR(1 g) = 3.86 W/kg; SAR(10 g) = 2.05 W/kg

Smallest distance from peaks to all points 3 dB below = 11 mm

Ratio of SAR at M2 to SAR at M1 = 56.1%

Maximum value of SAR (measured) = 5.18 W/kg



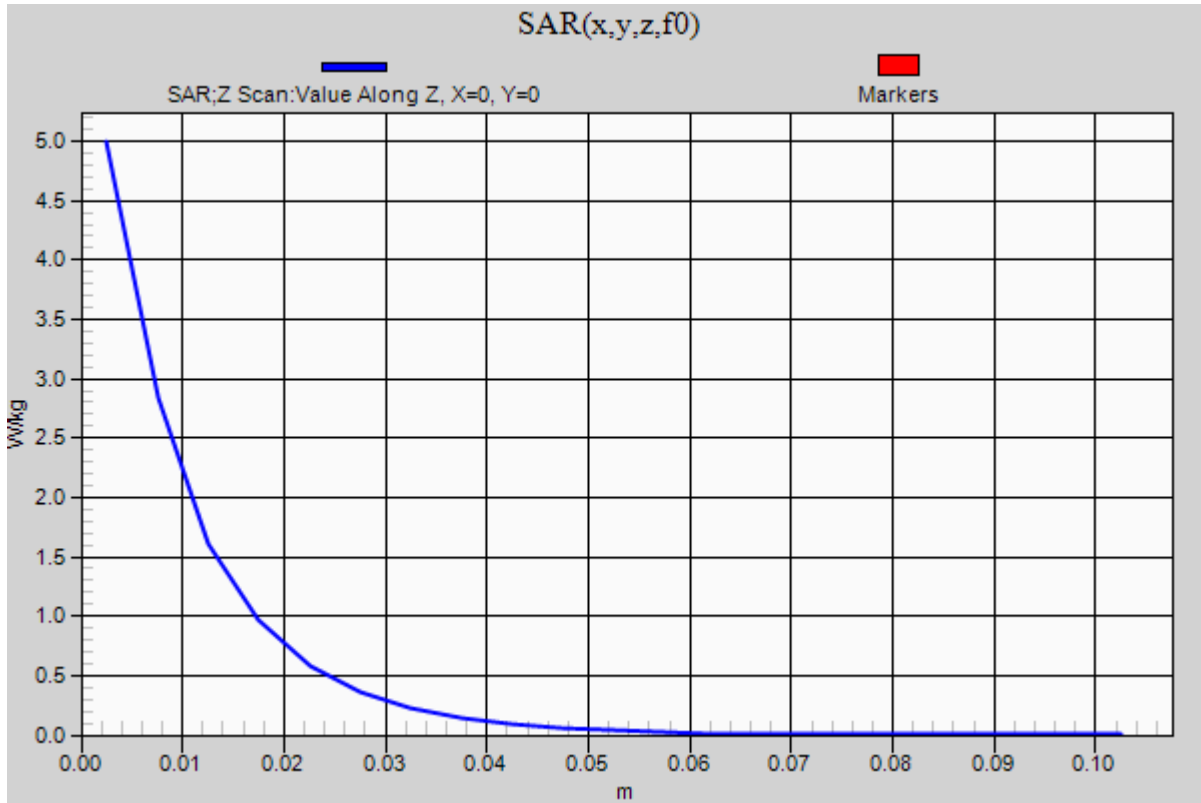
0 dB = 5.18 W/kg = 7.14 dBW/kg

20200907_SystemPerformanceCheck-D1750V2 SN 1077

Frequency: 1750 MHz; Duty Cycle: 1:1

Head/Pin=100 mW/Z Scan (1x1x21): Measurement grid: dx=20mm, dy=20mm, dz=5mm

Maximum value of SAR (measured) = 5.00 W/kg



20200904_SystemPerformanceCheck-D750V3 SN 1071

Frequency: 750 MHz; Duty Cycle: 1:1; Room Ambient Temperature: 24.0°C; Liquid Temperature: 23.0°C
 Medium parameters used: $f = 750 \text{ MHz}$; $\sigma = 0.879 \text{ S/m}$; $\epsilon_r = 39.901$; $\rho = 1000 \text{ kg/m}^3$

DASY5 Configuration:

- Area Scan Setting: Find Secondary Maximum Within: 2.0 dB and with a peak SAR value greater than 0.0012W/kg
- Electronics: DAE4ip Sn1617; Calibrated: 5/7/2020
- Probe: EX3DV4 - SN7572; ConvF(10.33, 10.33, 10.33) @ 750 MHz; Calibrated: 5/7/2020
- Sensor-Surface: 2.5mm (Mechanical Surface Detection)
- Phantom: Twin-SAM V8.0 (30deg probe tilt); Type: QD 000 P41 Ax; Serial: xxxx

Head/Pin=100 mW/Area Scan (7x7x1): Measurement grid: dx=15mm, dy=15mm

Maximum value of SAR (measured) = 1.02 W/kg

Head/Pin=100 mW/Zoom Scan (7x7x7)/Cube 0: Measurement grid: dx=5mm, dy=5mm, dz=5mm

Reference Value = 33.52 V/m; Power Drift = 0.01 dB

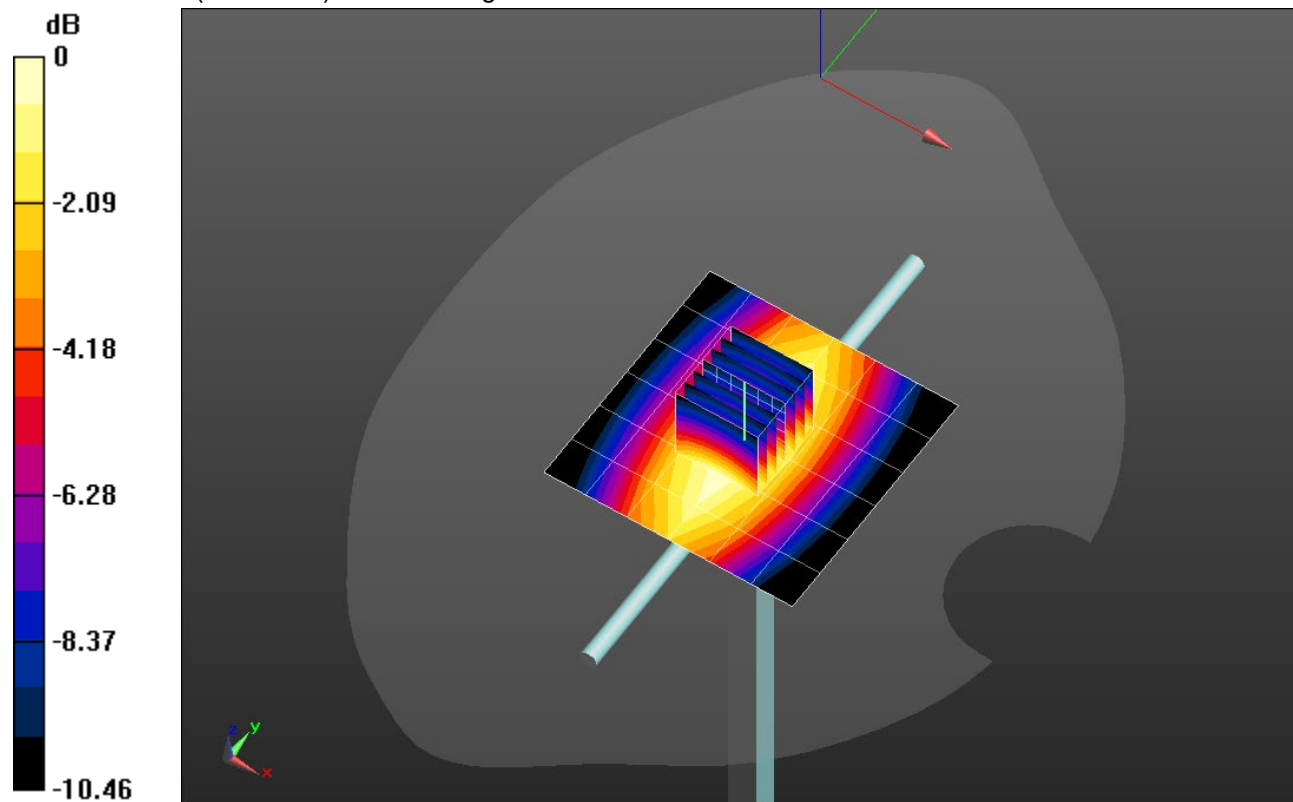
Peak SAR (extrapolated) = 1.21 W/kg

SAR(1 g) = 0.786 W/kg; SAR(10 g) = 0.513 W/kg

Smallest distance from peaks to all points 3 dB below: Larger than measurement grid

Ratio of SAR at M2 to SAR at M1 = 65%

Maximum value of SAR (measured) = 0.963 W/kg



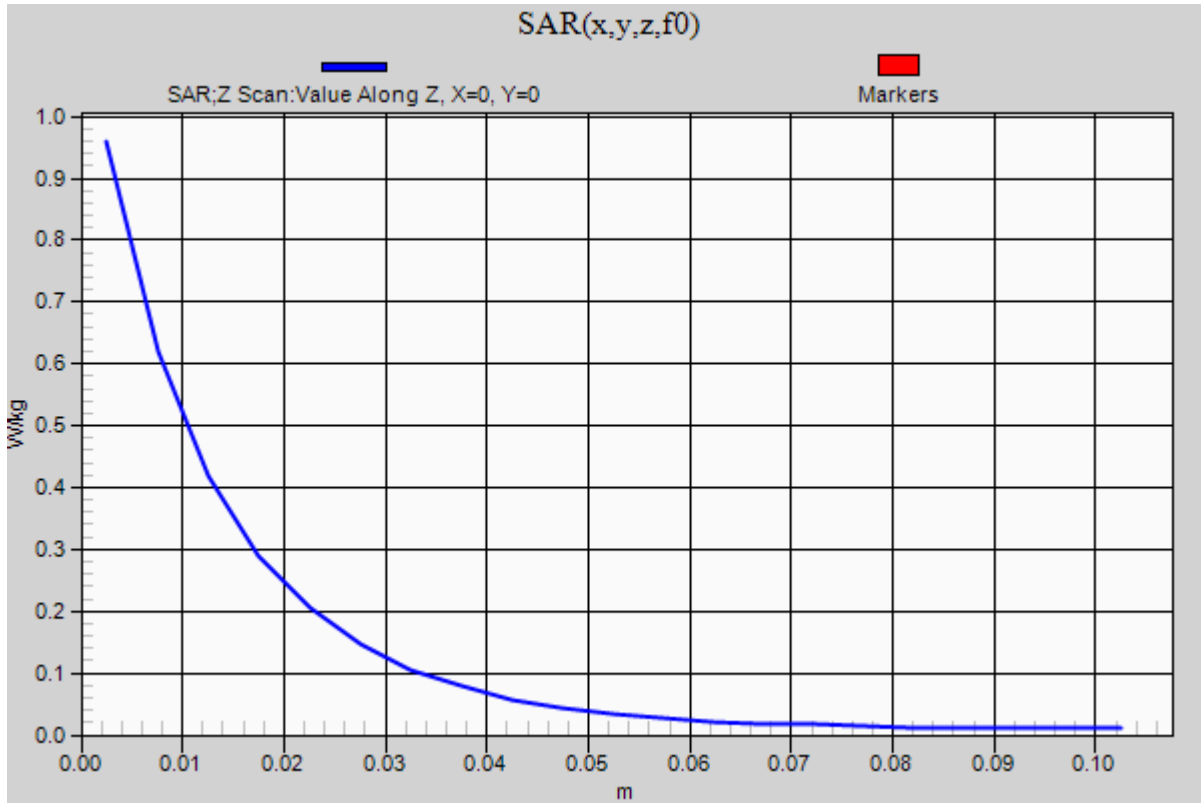
0 dB = 0.963 W/kg = -0.16 dBW/kg

20200904_SystemPerformanceCheck-D750V3 SN 1071

Frequency: 750 MHz; Duty Cycle: 1:1

Head/Pin=100 mW/Z Scan (1x1x21): Measurement grid: dx=20mm, dy=20mm, dz=5mm

Maximum value of SAR (measured) = 0.959 W/kg



20200911_SystemPerformanceCheck-D835V2 SN 4d142

Frequency: 835 MHz; Duty Cycle: 1:1; Room Ambient Temperature: 24.0°C; Liquid Temperature: 23.0°C
 Medium parameters used: $f = 835 \text{ MHz}$; $\sigma = 0.928 \text{ S/m}$; $\epsilon_r = 41.413$; $\rho = 1000 \text{ kg/m}^3$

DASY5 Configuration:

- Area Scan Setting: Find Secondary Maximum Within: 2.0 dB and with a peak SAR value greater than 0.0012W/kg
- Electronics: DAE4ip Sn1617; Calibrated: 5/7/2020
- Probe: EX3DV4 - SN7572; ConvF(9.96, 9.96, 9.96) @ 835 MHz; Calibrated: 5/7/2020
- Sensor-Surface: 2.5mm (Mechanical Surface Detection)
- Phantom: Twin-SAM V8.0 (30deg probe tilt); Type: QD 000 P41 Ax; Serial: xxxx

Head/Pin=100 mW/Area Scan (7x7x1): Measurement grid: dx=15mm, dy=15mm

Maximum value of SAR (measured) = 1.12 W/kg

Head/Pin=100 mW/Zoom Scan (7x7x7)/Cube 0: Measurement grid: dx=5mm, dy=5mm, dz=5mm

Reference Value = 35.37 V/m; Power Drift = 0.03 dB

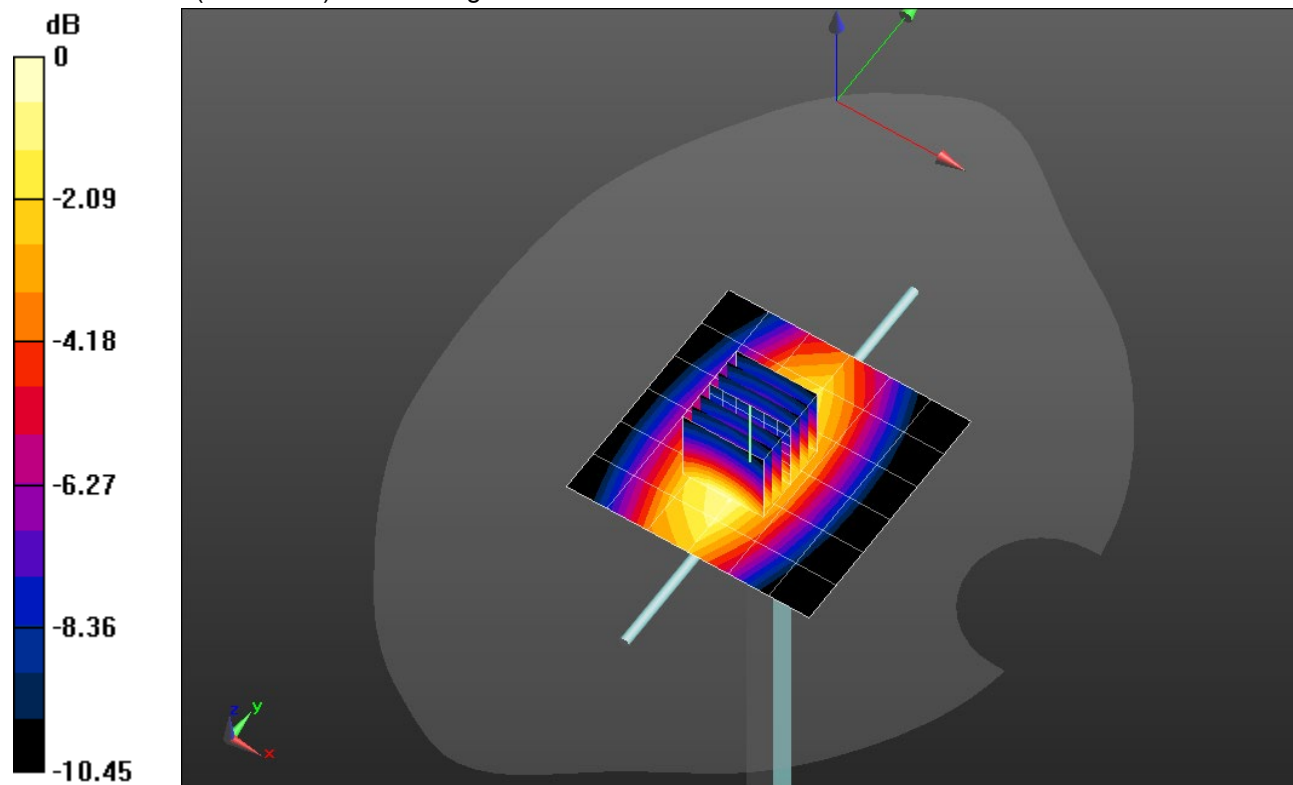
Peak SAR (extrapolated) = 1.47 W/kg

SAR(1 g) = 0.963 W/kg; SAR(10 g) = 0.627 W/kg

Smallest distance from peaks to all points 3 dB below: Larger than measurement grid

Ratio of SAR at M2 to SAR at M1 = 65.9%

Maximum value of SAR (measured) = 1.18 W/kg



0 dB = 1.18 W/kg = 0.72 dBW/kg

20200911_SystemPerformanceCheck-D835V2 SN 4d142

Frequency: 835 MHz; Duty Cycle: 1:1

Head/Pin=100 mW/Z Scan (1x1x21): Measurement grid: dx=20mm, dy=20mm, dz=5mm

Maximum value of SAR (measured) = 1.13 W/kg

