

RADIATED EMISSIONS

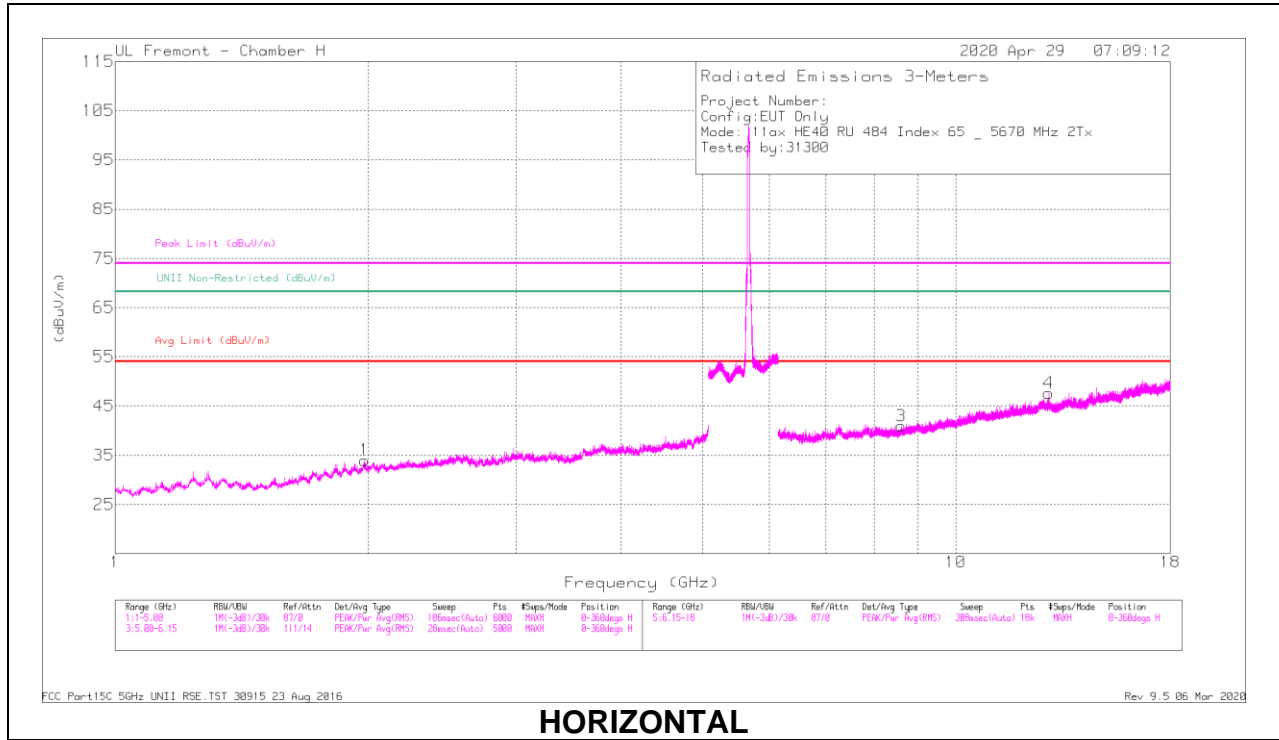
Marker	Frequency (GHz)	Meter Reading (dBuV)	Det	AF T863 (dB/m)	Amp/Cbl/Filtr/Pad (dB)	Corrected Reading (dBuV/m)	Avg Limit (dBuV/m)	Margin (dB)	Peak Limit (dBuV/m)	PK Margin (dB)	UNII Non-Restricted (dBuV/m)	PK Margin (dB)	Azimuth (Degs)	Height (cm)	Polarity
1	* 3.88476	42.68	PK-U	33.4	-32	44.08	-	-	74	-29.92	-	-	287	337	H
	* 3.88583	30.62	ADR	33.4	-32	32.02	54	-21.98	-	-	-	-	287	337	H
2	* 2.81746	43.14	PK-U	32.4	-33.6	41.94	-	-	74	-32.06	-	-	314	310	V
	* 2.81849	31.01	ADR	32.4	-33.6	29.81	54	-24.19	-	-	-	-	314	310	V
3	* 10.6349	37.95	PK-U	37.6	-24	51.55	-	-	74	-22.45	-	-	325	101	H
	* 10.6322	25.65	ADR	37.6	-24.1	39.15	54	-14.85	-	-	-	-	325	101	H
5	10.48326	37.15	PK-U	37.5	-24.1	50.55	-	-	-	-	68.2	-17.65	181	101	V
4	13.75563	38.15	PK-U	39.5	-24	53.65	-	-	-	-	68.2	-14.55	274	101	H
6	15.05155	36.82	PK-U	40.5	-22.4	54.92	-	-	-	-	68.2	-13.28	124	101	V

* - indicates frequency in CFR47 Pt 15 / IC RSS-Restricted Band

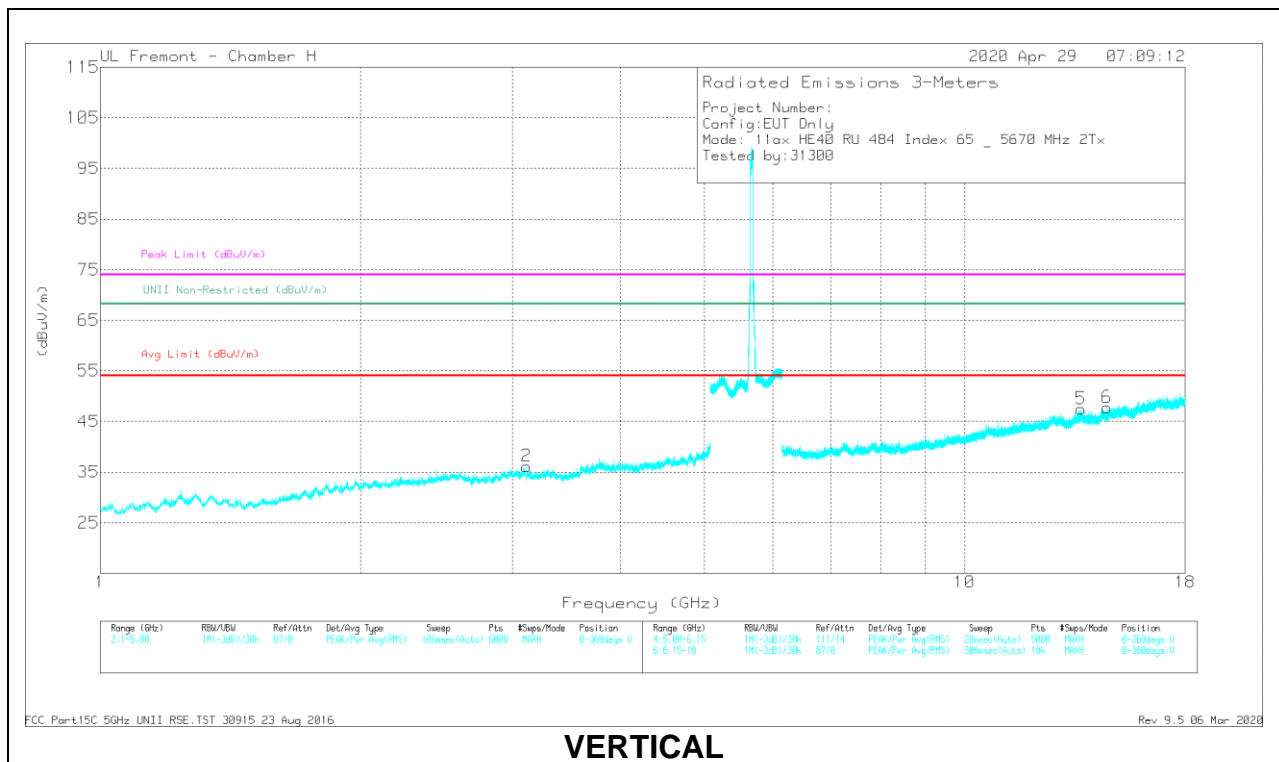
PK-U - U-NII: Maximum Peak

ADR - U-NII AD primary method, RMS average

HIGH CHANNEL RESULTS



HORIZONTAL



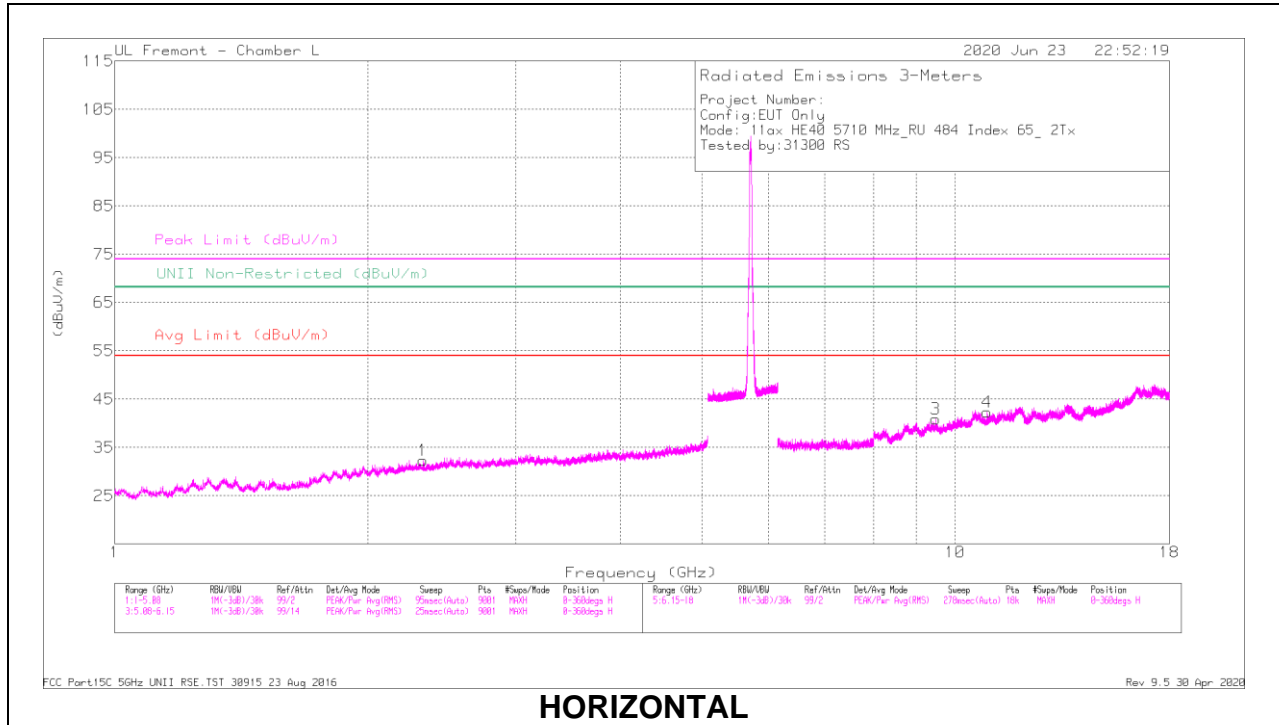
VERTICAL

RADIATED EMISSIONS

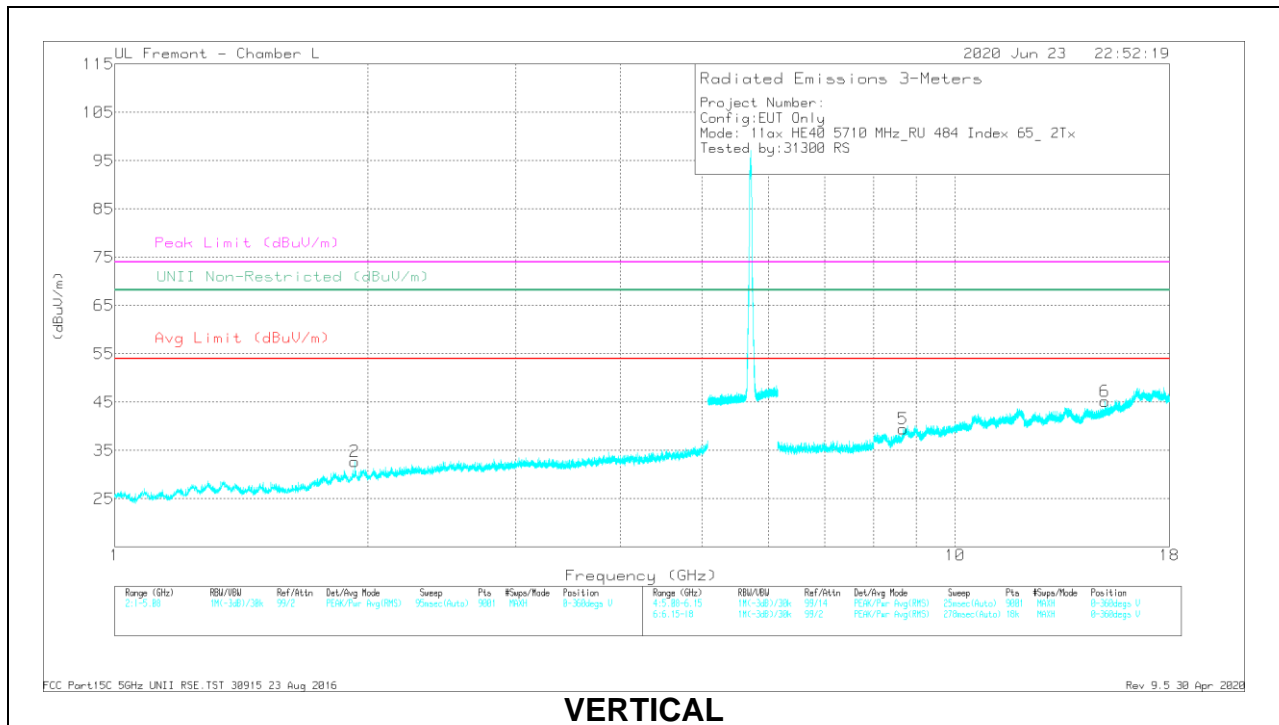
Marker	Frequency (GHz)	Meter Reading (dBuV)	Det	AF T863 (dB/m)	Amp/Cbl/Filtr/Pad (dB)	Corrected Reading (dBuV/m)	UNII Non-Restricted (dBuV/m)	PK Margin (dB)	Azimuth (Degs)	Height (cm)	Polarity
1	1.97839	43.32	PK-U	31.5	-34.3	40.52	68.2	-27.68	0	101	H
2	3.11205	43.21	PK-U	33.1	-33.3	43.01	68.2	-25.19	45	200	V
3	8.6141	37.84	PK-U	35.9	-26.4	47.34	68.2	-20.86	62	200	H
4	12.89903	36.7	PK-U	39.8	-23.5	53	68.2	-15.2	135	101	H
5	13.6448	36.85	PK-U	39.7	-23.6	52.95	68.2	-15.25	172	200	V
6	14.61586	37.15	PK-U	40.1	-23.6	53.65	68.2	-14.55	215	101	V

PK-U - U-NII: Maximum Peak

CHANNEL 142 RESULTS



HORIZONTAL



VERTICAL

RADIATED EMISSIONS

Marker	Frequency (GHz)	Meter Reading (dBuV)	Det	AF 344 (dB/m)	Amp/Cbl/ Fitr/Pad (dB)	Corrected Reading (dBuV/m)	Avg Limit (dBuV/m)	Margin (dB)	Peak Limit (dBuV/m)	PK Margin (dB)	UNII Non-Restricted (dBuV/m)	PK Margin (dB)	Azimuth (Degs)	Height (cm)	Polarity
1	* 2.32817	39.54	PK-U	31.6	-30.9	40.24	-	-	74	-33.76	-	-	224	200	H
	* 2.32794	28.56	ADR	31.6	-30.9	29.26	54	-24.74	-	-	-	-	224	200	H
2	1.93168	41.46	PK-U	30.6	-32	40.06	-	-	-	-	68.2	-28.14	198	124	V
3	* 9.49249	29.6	PK-U	36.6	-20.5	45.7	-	-	74	-28.3	-	-	142	101	H
	* 9.48905	20.14	ADR	36.6	-20.5	36.24	54	-17.76	-	-	-	-	142	101	H
4	* 10.9256	29.07	PK-U	38	-19.8	47.27	-	-	74	-26.73	-	-	121	200	H
	* 10.9269	19.2	ADR	38	-19.7	37.5	54	-16.5	-	-	-	-	121	200	H
5	8.67005	32.32	PK-U	36	-21.8	46.52	-	-	-	-	68.2	-21.68	55	200	V
6	15.07917	30.49	PK-U	40	-19.7	50.79	-	-	-	-	68.2	-17.41	110	184	V

* - indicates frequency in CFR47 Pt 15 / IC RSS-Restricted Band

PK-U - U-NII: Maximum Peak

ADR - U-NII AD primary method, RMS average

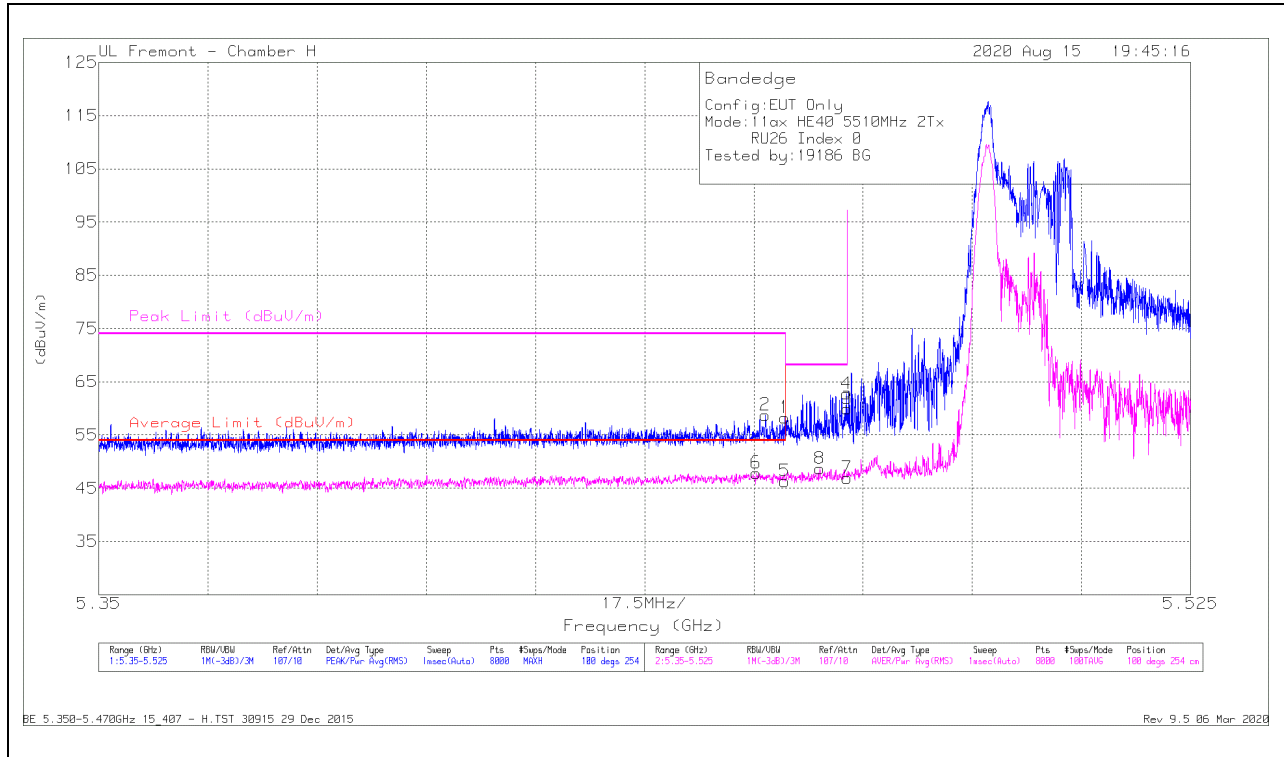
FCC Part15C 5GHz UNII RSE.TST 30915 23 Aug 2016

Rev 9.5 30 Apr 2020

2TX ANTENNA 6 + ANTENNA 5 OFDMA MODE – 26 Tones, RU Index 0

BANDEDGE (LOW CHANNEL)

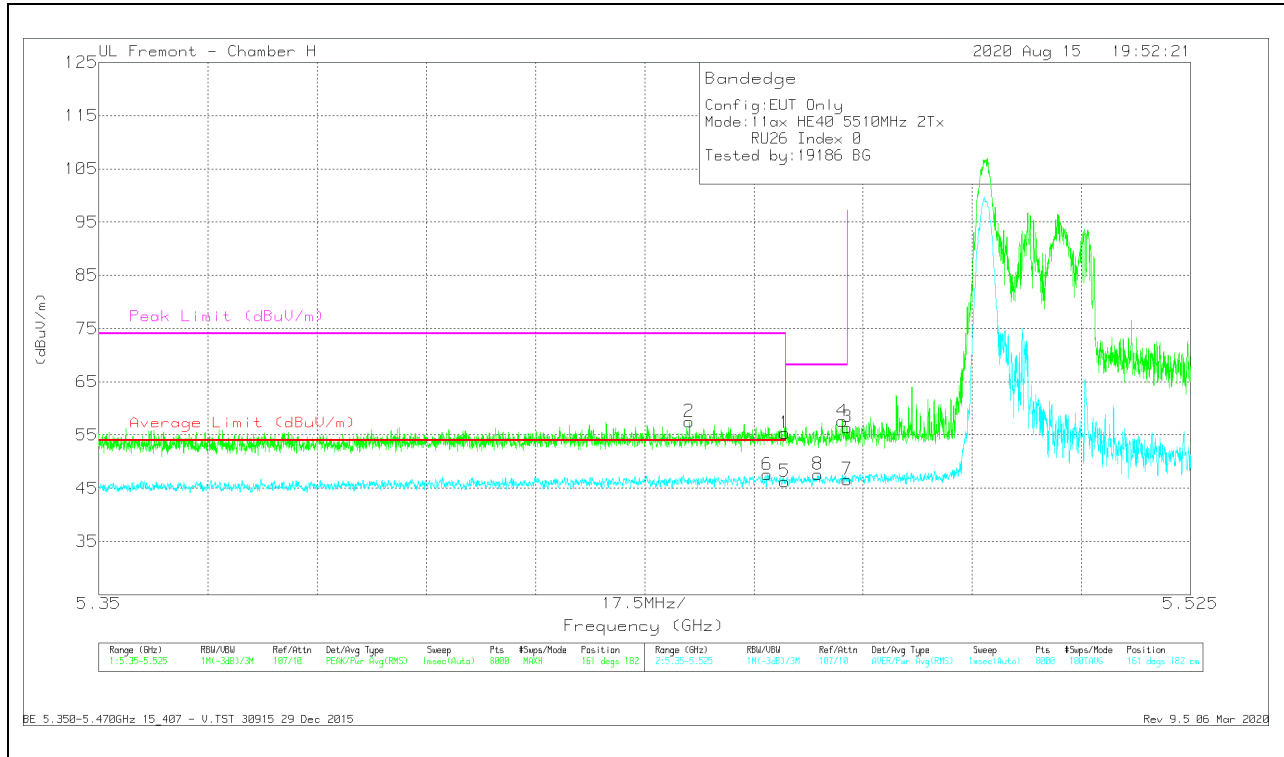
HORIZONTAL RESULT



Marker	Frequency (GHz)	Meter Reading (dBuV)	Det	AF T863 (dB/m)	Amp/Cbl/Fitr/Pa d (dB)	Corrected Reading (dBuV/m)	Average Limit (dBuV/m)	Margin (dB)	Peak Limit (dBuV/m)	PK Margin (dB)	Azimuth (Degs)	Height (cm)	Polarity
1	* 5.45998	43.94	Pk	35.2	-20.9	58.24	-	-	74	-15.76	100	254	H
2	* 5.45683	44.36	Pk	35.3	-20.9	58.76	-	-	74	-15.24	100	254	H
5	* 5.45998	32.02	RMS	35.2	-20.9	46.32	54	-7.68	-	-	100	254	H
6	* 5.45536	33.45	RMS	35.3	-20.9	47.85	54	-6.15	-	-	100	254	H
8	5.46558	34.39	RMS	35.2	-20.9	48.69	-	-	-	-	100	254	H
4	5.46985	48.44	Pk	35.3	-21	62.74	-	-	68.2	-5.46	100	254	H
3	5.46998	45.65	Pk	35.3	-21	59.95	-	-	68.2	-8.25	100	254	H
7	5.46998	32.65	RMS	35.3	-21	46.95	-	-	-	-	100	254	H

* - indicates frequency in CFR47 Pt 15 / IC RSS-Restricted Band
 Pk - Peak detector
 RMS - RMS detection

VERTICAL RESULT



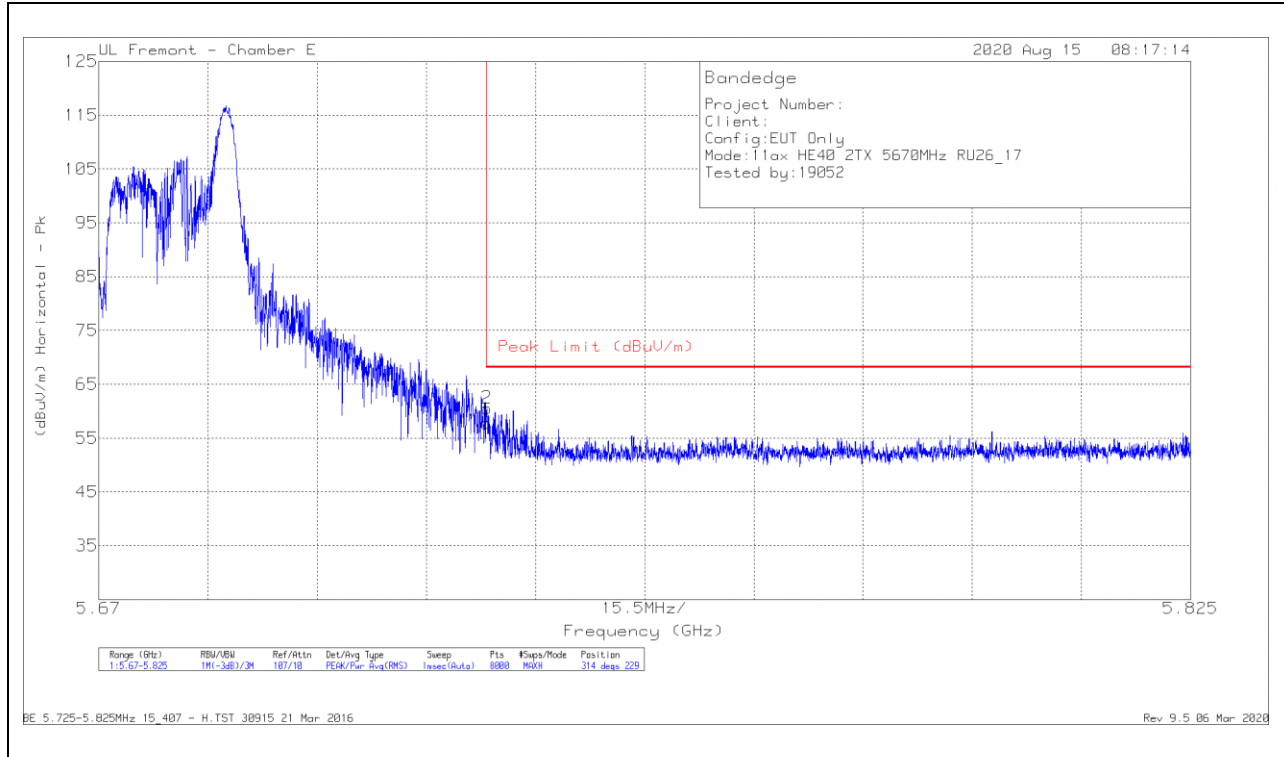
Marker	Frequency (GHz)	Meter Reading (dBuV)	Det	AF T863 (dB/m)	Amp/Cbl/Fitr/Pa d (dB)	Corrected Reading (dBuV/m)	Average Limit (dBuV/m)	Margin (dB)	Peak Limit (dBuV/m)	PK Margin (dB)	Azimuth (Degs)	Height (cm)	Polarity
1	* 5.45998	41.07	Pk	35.2	-20.9	55.37	-	-	74	-18.63	161	182	V
2	* 5.44464	43.23	Pk	35.1	-20.8	57.53	-	-	74	-16.47	161	182	V
5	* 5.45998	31.99	RMS	35.2	-20.9	46.29	54	-7.71	-	-	161	182	V
6	* 5.45711	33.17	RMS	35.3	-20.9	47.57	54	-6.43	-	-	161	182	V
8	5.46523	33.31	RMS	35.2	-20.9	47.61	-	-	-	-	161	182	V
4	5.46917	43.32	Pk	35.3	-21	57.62	-	-	68.2	-10.58	161	182	V
3	5.46998	42.15	Pk	35.3	-21	56.45	-	-	68.2	-11.75	161	182	V
7	5.46998	32.35	RMS	35.3	-21	46.65	-	-	-	-	161	182	V

* - indicates frequency in CFR47 Pt 15 / IC RSS-Restricted Band
 Pk - Peak detector
 RMS - RMS detection

2TX ANTENNA 6 + ANTENNA 5 OFDMA MODE – 26 Tones, RU Index 17

BANDEDGE (HIGH CHANNEL)

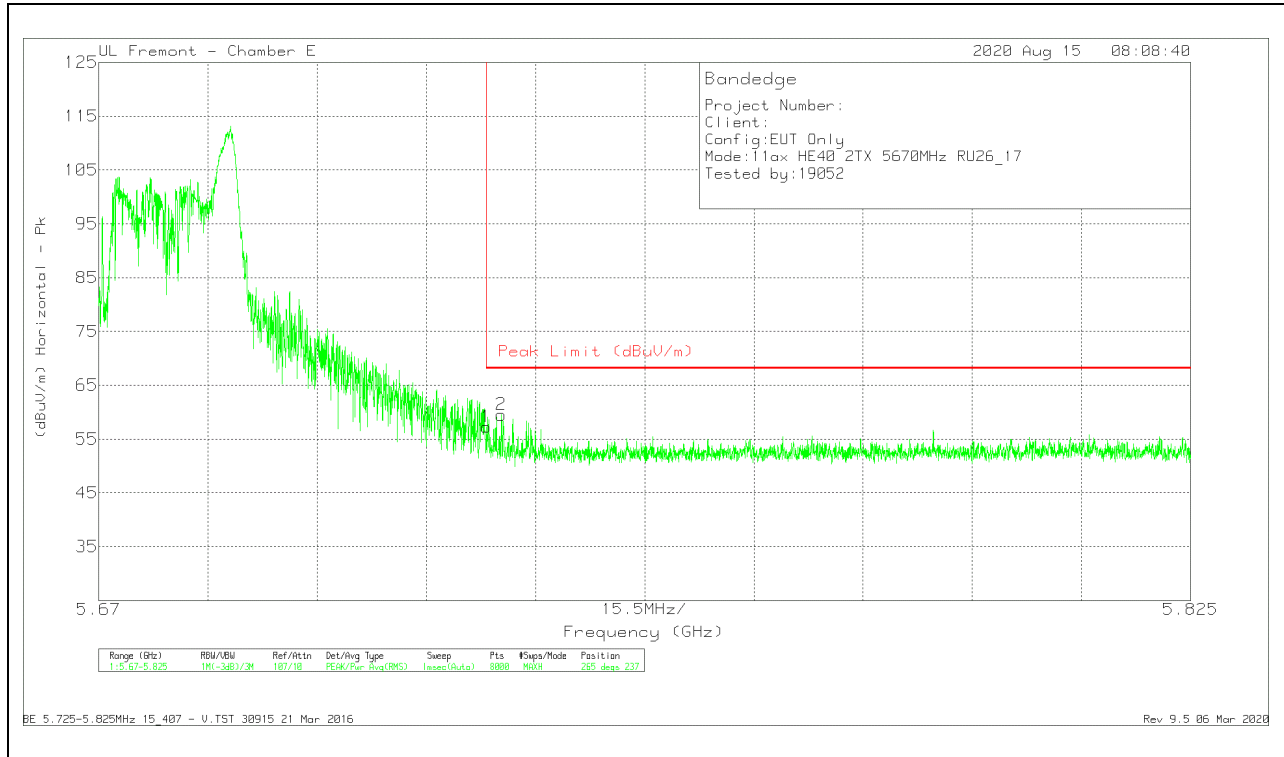
HORIZONTAL RESULT



Marker	Frequency (GHz)	Meter Reading (dBuV)	Det	AF T712 (dB/m)	Amp/Cb1/Fitr/Pad (dB)	Corrected Reading (dBuV/m)	Peak Limit (dBuV/m)	PK Margin (dB)	Azimuth (Degs)	Height (cm)	Polarity
1	5.72501	44.32	Pk	34.7	-21.2	57.82	68.2	-10.38	314	229	H
2	5.72511	47.05	Pk	34.7	-21.2	60.55	68.2	-7.65	314	229	H

Pk - Peak detector

VERTICAL RESULT

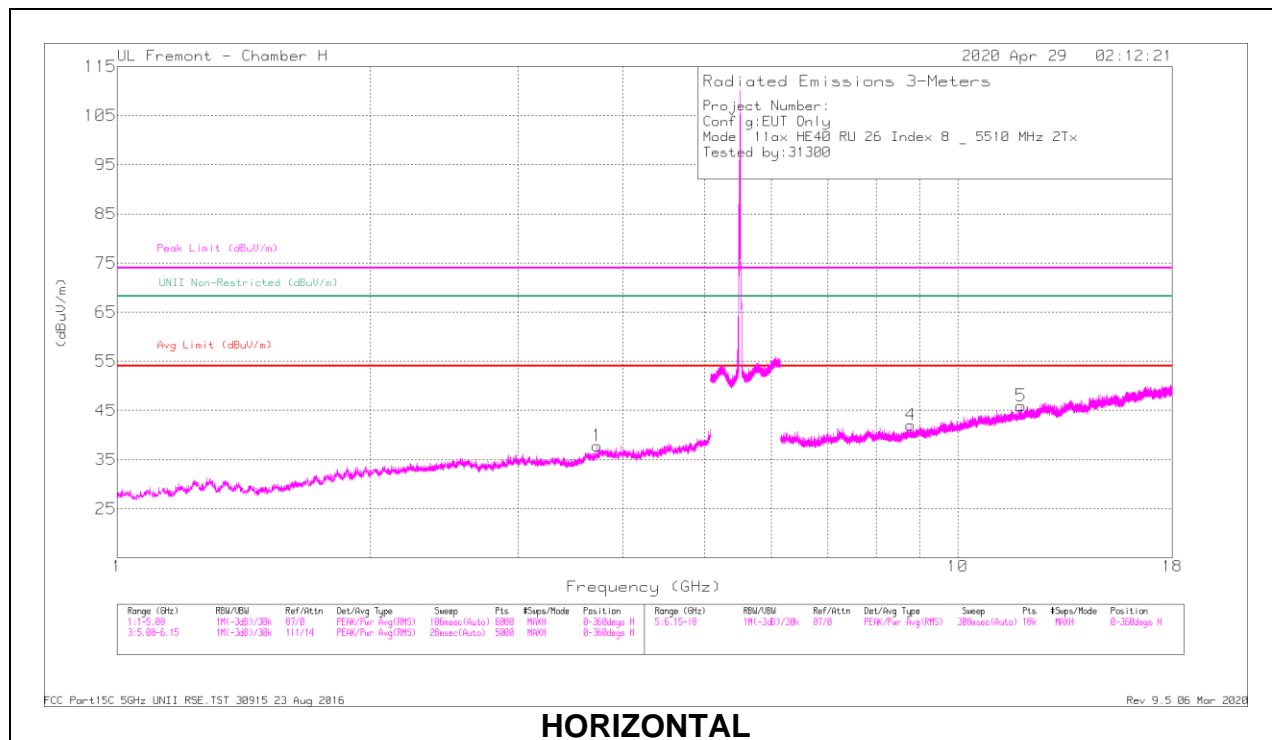


Marker	Frequency (GHz)	Meter Reading (dBuV)	Det	AF T712 (dB/m)	Amp/Cbl/Fitr/Pad (dB)	Corrected Reading (dBuV/m)	Peak Limit (dBuV/m)	PK Margin (dB)	Azimuth (Degs)	Height (cm)	Polarity
1	5.72501	43.76	Pk	34.7	-21.2	57.26	68.2	-10.94	265	237	V
2	5.72714	46.01	Pk	34.7	-21.2	59.51	68.2	-8.69	265	237	V

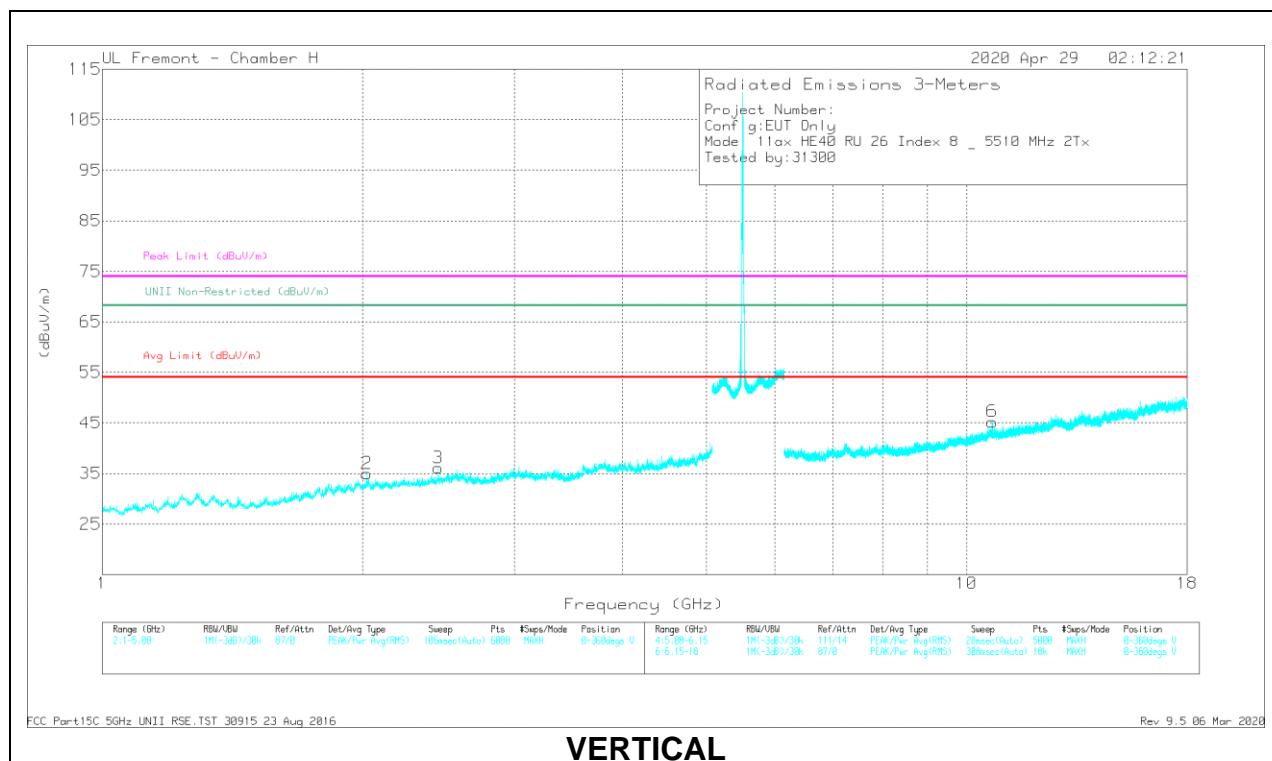
Pk - Peak detector

HARMONICS AND SPURIOUS EMISSIONS

LOW CHANNEL RESULTS



HORIZONTAL



VERTICAL

RADIATED EMISSIONS

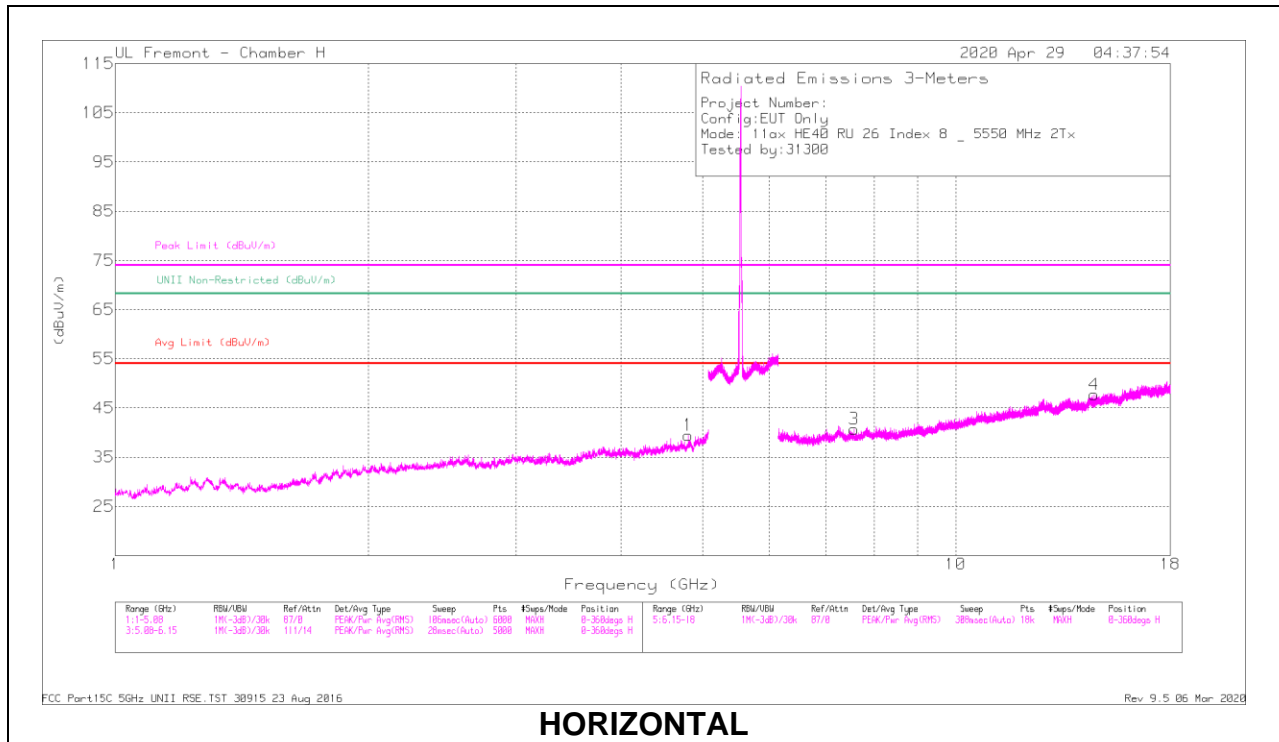
Marker	Frequency (GHz)	Meter Reading (dBuV)	Det	AF T863 (dB/m)	Amp/Cbl/Filtr/Pad (dB)	Corrected Reading (dBuV/m)	Avg Limit (dBuV/m)	Margin (dB)	Peak Limit (dBuV/m)	PK Margin (dB)	UNII Non-Restricted (dBuV/m)	PK Margin (dB)	Azimuth (Degs)	Height (cm)	Polarity
1	* 3.72574	42.39	PK-U	33.2	-32.1	43.49	-	-	74	-30.51	-	-	192	101	H
	* 3.72478	30.71	ADR	33.2	-32.1	31.81	54	-22.19	-	-	-	-	192	101	H
5	* 11.8968	36.81	PK-U	38.6	-23.9	51.51	-	-	74	-22.49	-	-	341	200	H
	* 11.8941	25.33	ADR	38.6	-23.9	40.03	54	-13.97	-	-	-	-	341	200	H
6	* 10.7073	37.31	PK-U	37.6	-24.2	50.71	-	-	74	-23.29	-	-	358	200	V
	* 10.7067	25.47	ADR	37.6	-24.2	38.87	54	-15.13	-	-	-	-	358	200	V
2	2.02352	44.45	PK-U	31.6	-34.3	41.75	-	-	-	-	68.2	-26.45	94	101	V
3	2.44763	42.48	PK-U	32.3	-33.8	40.98	-	-	-	-	68.2	-27.22	129	101	V
4	8.79816	37.52	PK-U	36.1	-26	47.62	-	-	-	-	68.2	-20.58	59	101	H

* - indicates frequency in CFR47 Pt 15 / IC RSS-Restricted Band

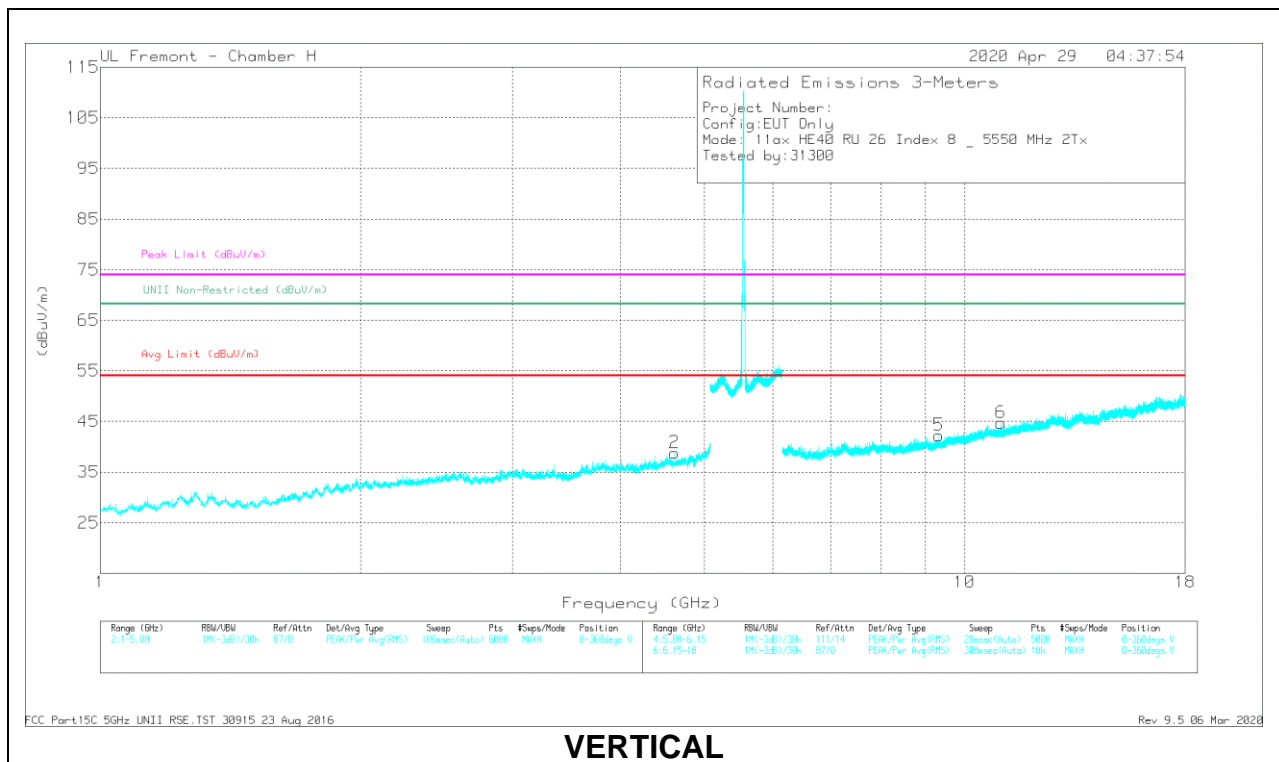
PK-U - U-NII: Maximum Peak

ADR - U-NII AD primary method, RMS average

MID CHANNEL RESULTS



HORIZONTAL



VERTICAL

RADIATED EMISSIONS

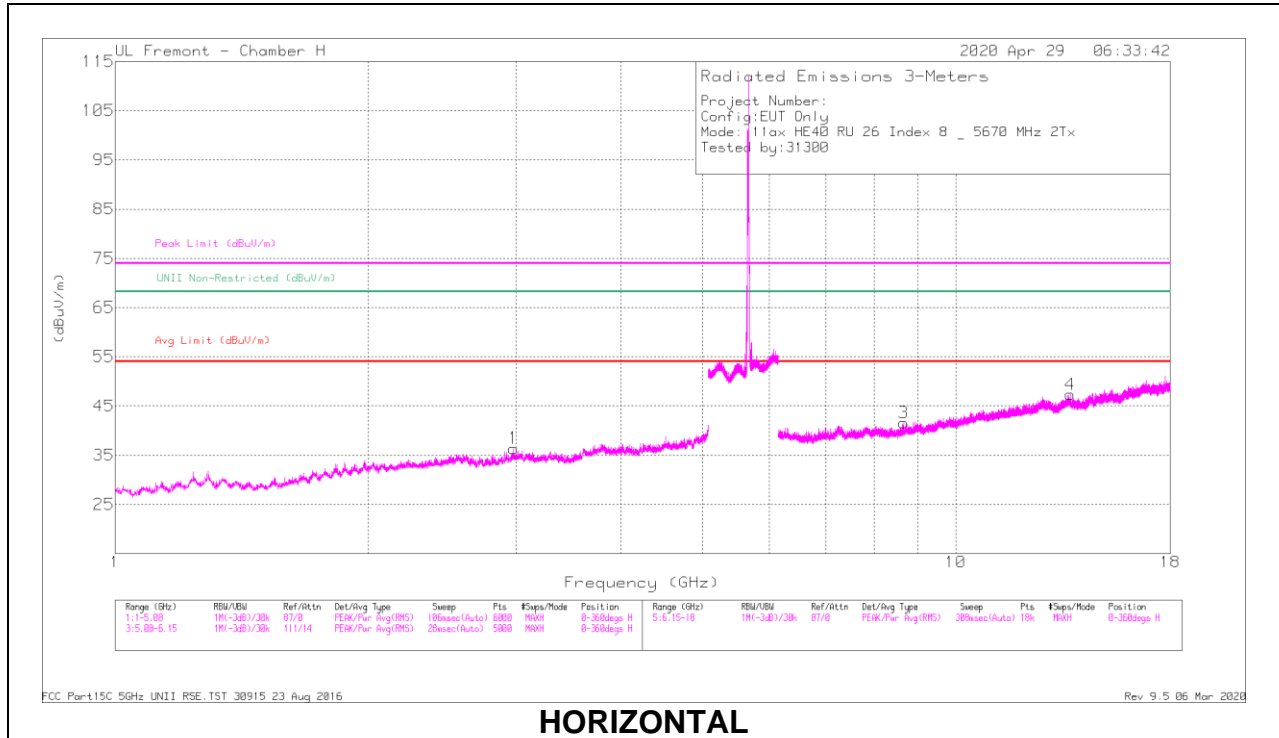
Marker	Frequency (GHz)	Meter Reading (dBuV)	Det	AF T863 (dB/m)	Amp/Cbl/Filtr/Pad (dB)	Corrected Reading (dBuV/m)	Avg Limit (dBuV/m)	Margin (dB)	Peak Limit (dBuV/m)	PK Margin (dB)	UNII Non-Restricted (dBuV/m)	PK Margin (dB)	Azimuth (Degs)	Height (cm)	Polarity
1	* 4.80392	43.1	PK-U	34.4	-30.9	46.6	-	-	74	-27.4	-	-	0	101	H
	* 4.80623	31.05	ADR	34.4	-30.9	34.55	54	-19.45	-	-	-	-	0	101	H
2	* 4.61804	41.99	PK-U	34.3	-30.9	45.39	-	-	74	-28.61	-	-	214	199	V
	* 4.61631	30.31	ADR	34.3	-30.9	33.71	54	-20.29	-	-	-	-	214	199	V
3	* 7.56944	39.61	PK-U	36.1	-28	47.71	-	-	74	-26.29	-	-	293	199	H
	* 7.57078	27.34	ADR	36.1	-28	35.44	54	-18.56	-	-	-	-	293	199	H
5	* 9.33296	37.61	PK-U	36.5	-25.6	48.51	-	-	74	-25.49	-	-	170	199	V
	* 9.33511	25.89	ADR	36.5	-25.6	36.79	54	-17.21	-	-	-	-	170	199	V
6	* 11.0183	36.92	PK-U	37.7	-23.6	51.02	-	-	74	-22.98	-	-	26	199	V
	* 11.0181	25.17	ADR	37.7	-23.6	39.27	54	-14.73	-	-	-	-	26	199	V
4	14.61286	37.56	PK-U	40.1	-23.6	54.06	-	-	-	-	68.2	-14.14	261	199	H

* - indicates frequency in CFR47 Pt 15 / IC RSS-Restricted Band

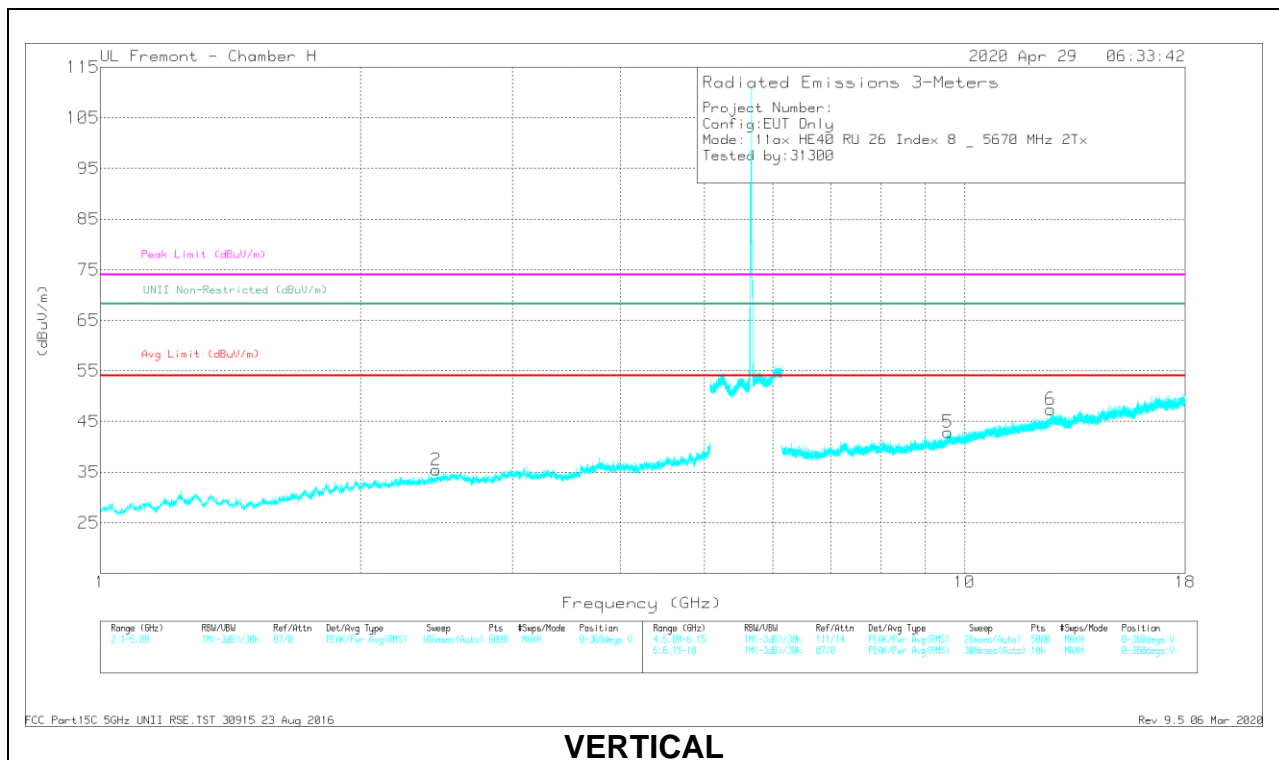
PK-U - U-NII: Maximum Peak

ADR - U-NII AD primary method, RMS average

HIGH CHANNEL RESULTS



HORIZONTAL



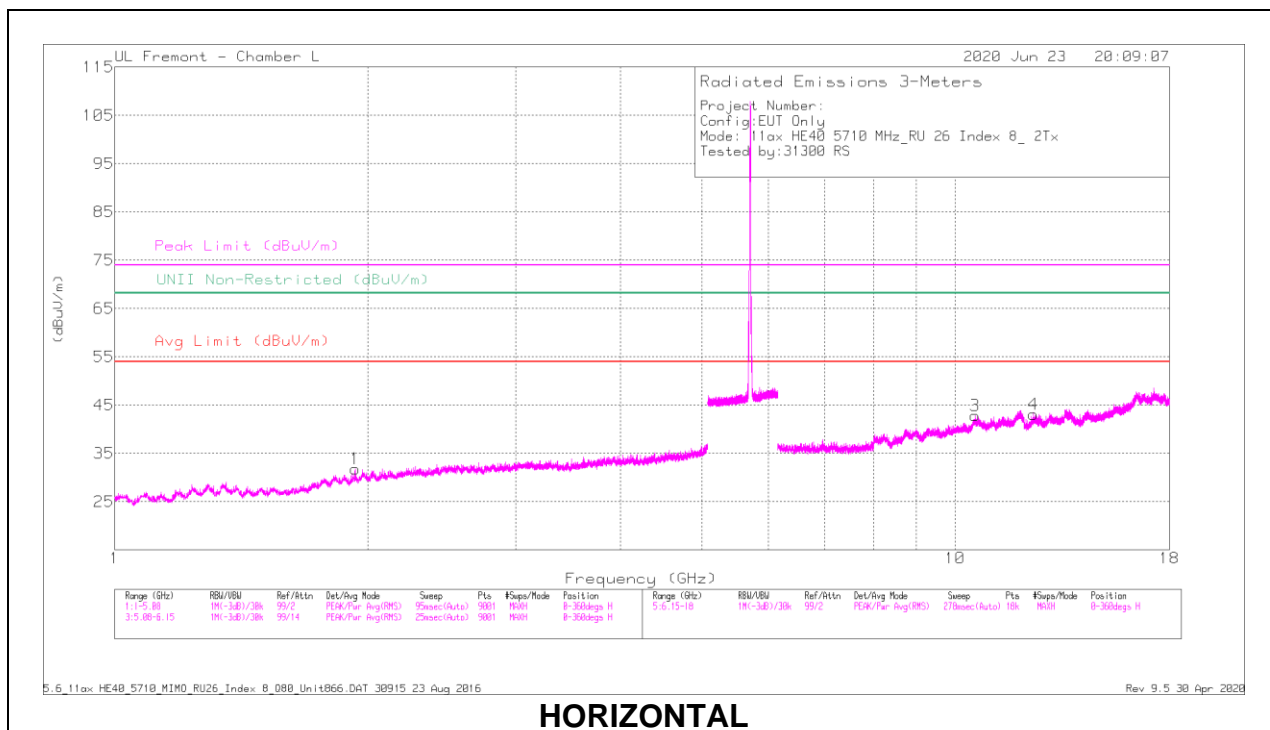
VERTICAL

RADIATED EMISSIONS

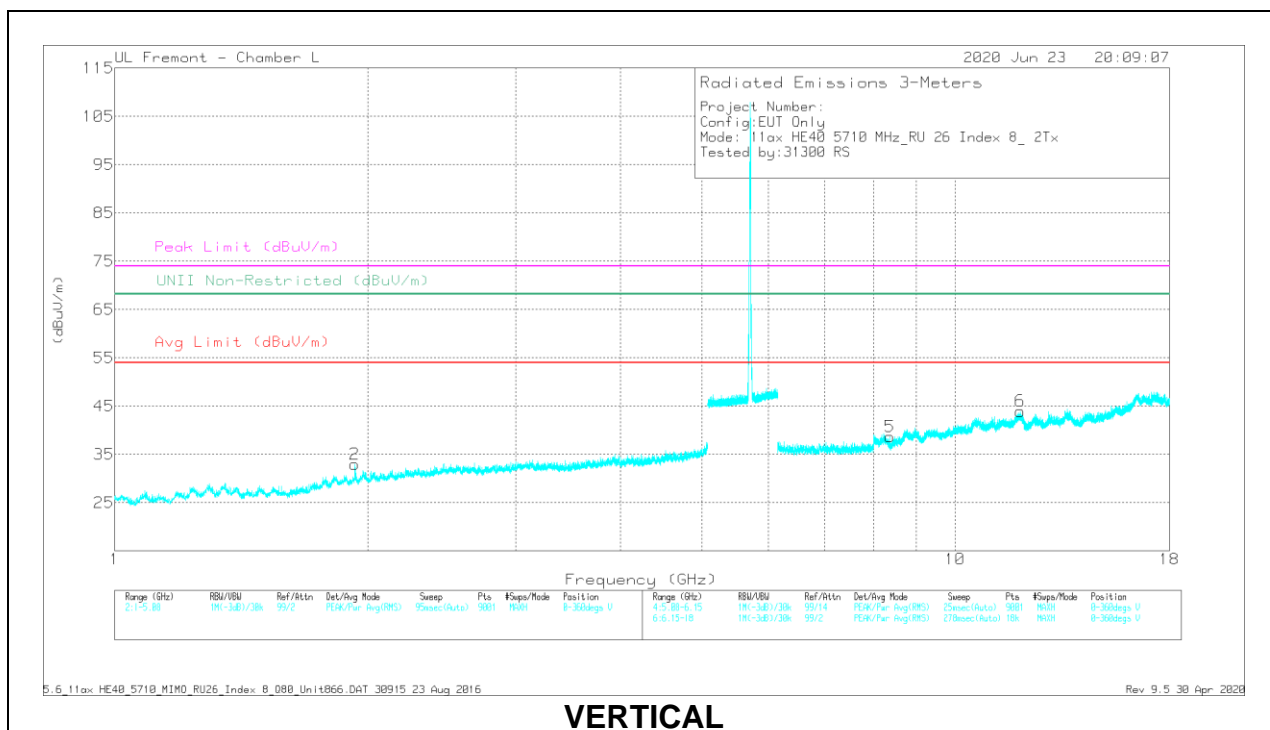
Marker	Frequency (GHz)	Meter Reading (dBuV)	Det	AF T863 (dB/m)	Amp/Cbl/Filtr/Pad (dB)	Corrected Reading (dBuV/m)	Avg Limit (dBuV/m)	Margin (dB)	Peak Limit (dBuV/m)	PK Margin (dB)	UNII Non-Restricted (dBuV/m)	PK Margin (dB)	Azimuth (Degs)	Height (cm)	Polarity
6	* 12.5760	37.53	PK-U	39.4	-23.6	53.33	-	-	74	-20.67	-	-	0	200	V
	* 12.5741	25.9	ADR	39.4	-23.6	41.7	54	-12.3	-	-	-	-	0	200	V
2	2.44963	43.52	PK-U	32.3	-33.8	42.02	-	-	-	-	68.2	-26.18	90	101	V
1	2.9785	42.37	PK-U	32.8	-31.7	43.47	-	-	-	-	68.2	-24.73	55	101	H
3	8.67369	38.68	PK-U	36	-26.6	48.08	-	-	-	-	68.2	-20.12	136	101	H
5	9.56855	37.03	PK-U	36.8	-25	48.83	-	-	-	-	68.2	-19.37	22	200	V
4	13.69074	37.48	PK-U	39.6	-23.5	53.58	-	-	-	-	68.2	-14.62	108	101	H

* - indicates frequency in CFR47 Pt 15 / IC RSS-Restricted Band
 PK-U - U-NII: Maximum Peak
 ADR - U-NII AD primary method, RMS average

CHANNEL 142 RESULTS



HORIZONTAL



VERTICAL

RADIATED EMISSIONS

Marker	Frequency (GHz)	Meter Reading (dBuV)	Det	AF 344 (dBm)	Amp/Cbl/Filtr/Pad (dB)	Corrected Reading (dBuV/m)	Avg Limit (dBuV/m)	Margin (dB)	Peak Limit (dBuV/m)	PK Margin (dB)	UNII Non-Restricted (dBuV/m)	PK Margin (dB)	Azimuth (Degs)	Height (cm)	Polarity
1	1.93129	42.88	PK-U	30.6	-32	41.48	-	-	-	-	68.2	-26.72	148	169	H
2	1.93109	43.73	PK-U	30.6	-32	42.33	-	-	-	-	68.2	-25.87	128	175	V
3	10.56704	30.29	PK-U	37.9	-19.3	48.89	-	-	-	-	68.2	-19.31	112	199	H
4	* 12.3974	31.19	PK-U	39	-19.5	50.69	-	-	74	-23.31	-	-	180	200	H
	* 12.3980	20.26	ADR	39	-19.5	39.76	54	-14.24	-	-	-	-	180	200	H
5	* 8.36107	32.09	PK-U	35.8	-22.6	45.29	-	-	74	-28.71	-	-	300	200	V
	* 8.36021	21.71	ADR	35.8	-22.6	34.91	54	-19.09	-	-	-	-	300	200	V
6	* 11.9619	29.81	PK-U	38.6	-19.4	49.01	-	-	74	-24.99	-	-	240	150	V
	* 11.9603	19.77	ADR	38.6	-19.4	38.97	54	-15.03	-	-	-	-	240	150	V

* - indicates frequency in CFR47 Pt 15 / IC RSS-Restricted Band

PK-U - U-NII: Maximum Peak

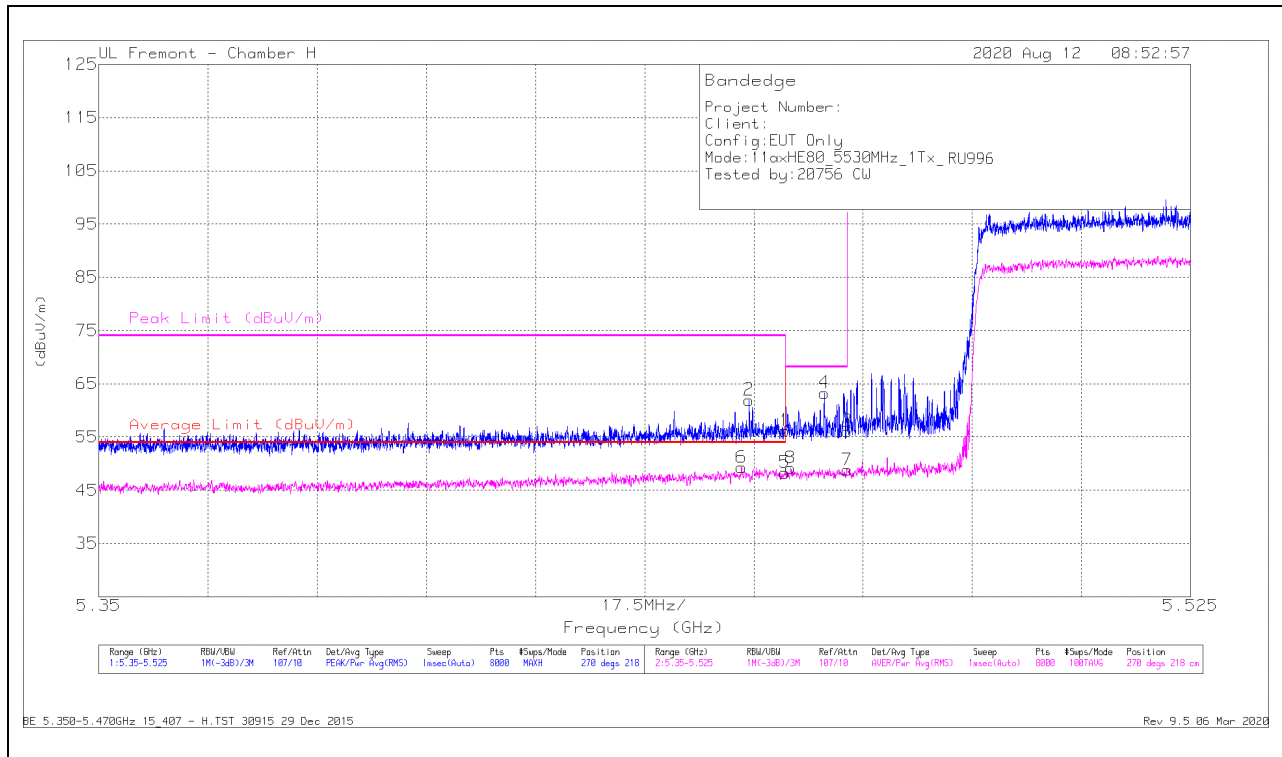
ADR - U-NII AD primary method, RMS average

1.1.18. TX ABOVE 1 GHz 802.11ax HE80 MODE IN THE 5.6 GHz BAND

ANTENNA 6 – 996 Tones, RU Index 67

BANDEDGE (LOW CHANNEL)

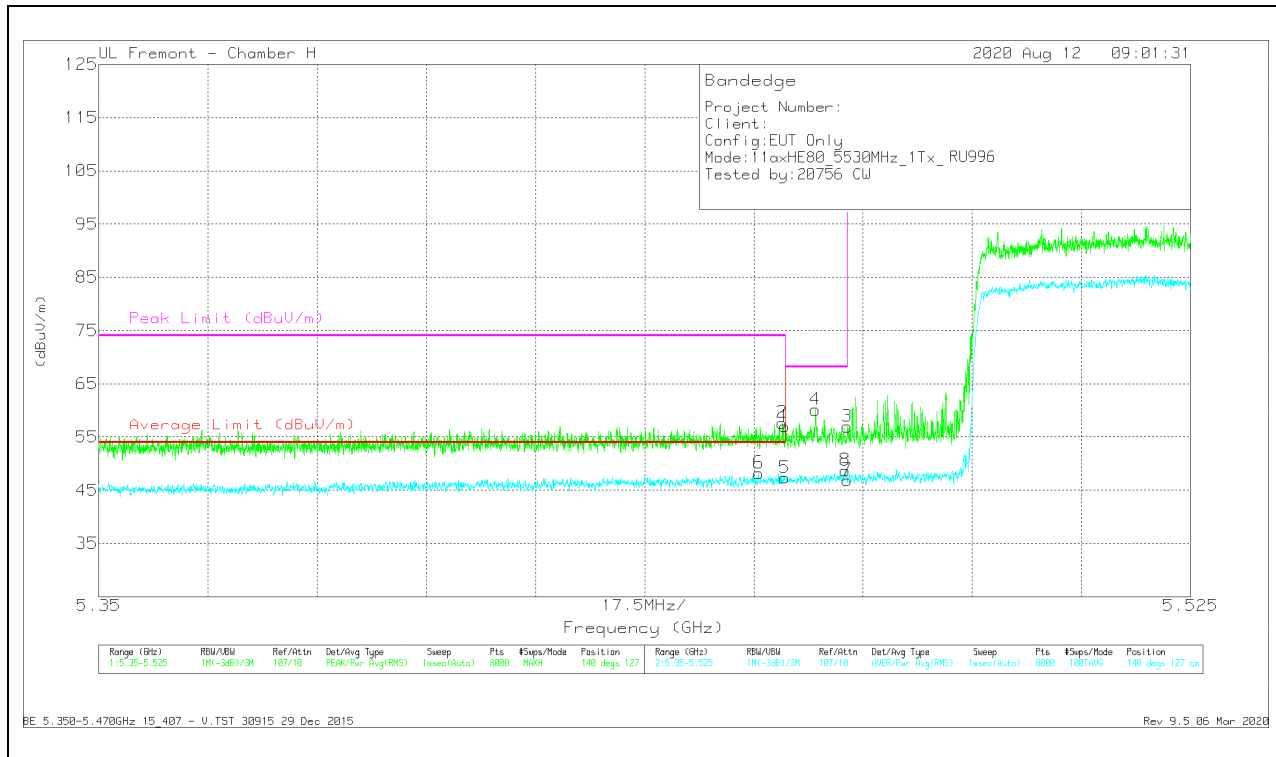
HORIZONTAL RESULT



Marker	Frequency (GHz)	Meter Reading (dBuV)	Det	AF T663 (dB/m)	Amp/Cb/Ftr/Pa d (dB)	Corrected Reading (dBuV/m)	Average Limit (dBuV/m)	Margin (dB)	Peak Limit (dBuV/m)	PK Margin (dB)	Azimuth (Degs)	Height (cm)	Polarity
1	* 5.45998	41.86	Pk	35.2	-20.9	56.16	-	-	74	-17.84	270	218	H
2	* 5.45423	47.64	Pk	35.2	-20.9	61.94	-	-	74	-12.06	270	218	H
5	* 5.45998	33.98	RMS	35.2	-20.9	48.28	54	-5.72	-	-	270	218	H
6	* 5.45302	35	RMS	35.2	-20.9	49.3	54	-4.7	-	-	270	218	H
8	5.4609	34.87	RMS	35.2	-20.9	49.17	-	-	-	-	270	218	H
4	5.46628	48.99	Pk	35.2	-20.9	63.29	-	-	68.2	-4.91	270	218	H
3	5.46998	41.76	Pk	35.3	-21	56.06	-	-	68.2	-12.14	270	218	H
7	5.46998	34.52	RMS	35.3	-21	48.82	-	-	-	-	270	218	H

* - indicates frequency in CFR47 Pt 15 / IC RSS-Restricted Band
 Pk - Peak detector
 RMS - RMS detection

VERTICAL RESULT



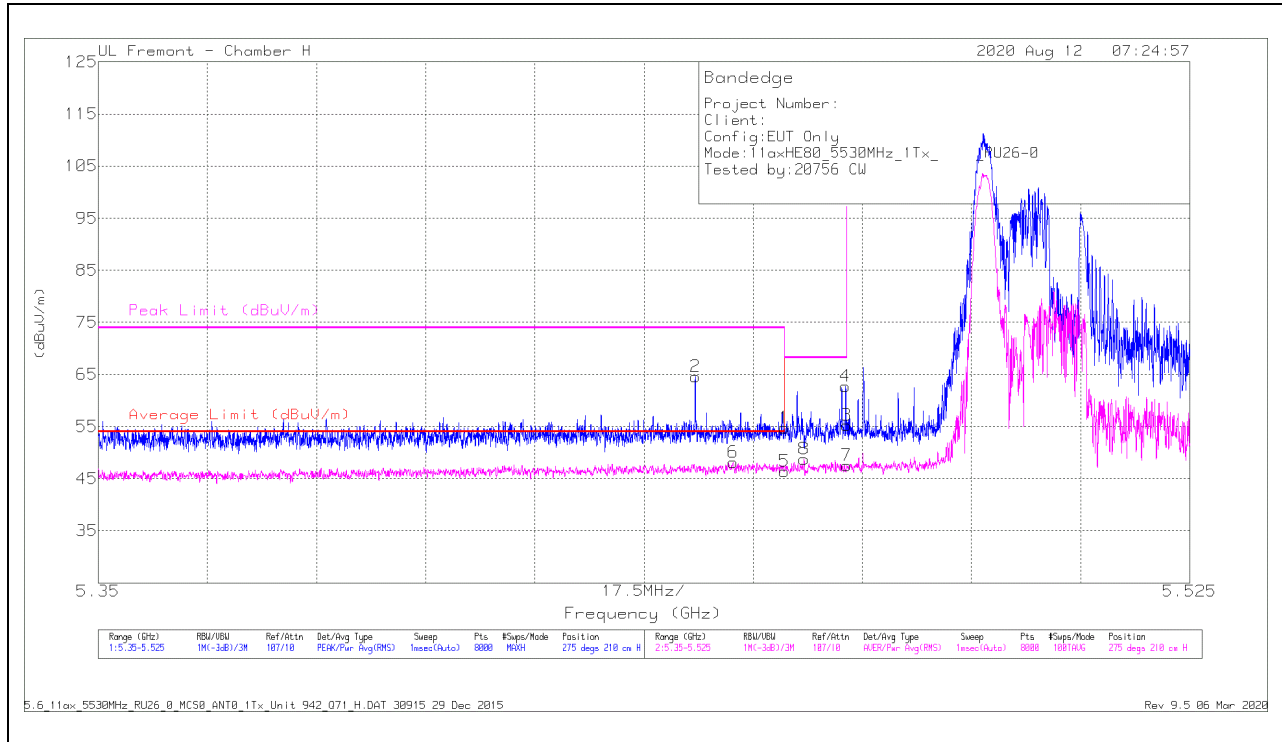
Marker	Frequency (GHz)	Meter Reading (dBuV)	Det	AF T863 (dB/m)	Amp/Cb/Fit/Pa d (dB)	Corrected Reading (dBuV/m)	Average Limit (dBuV/m)	Margin (dB)	Peak Limit (dBuV/m)	PK Margin (dB)	Azimuth (Degs)	Height (cm)	Polarity
6	* 5.45576	33.82	RMS	35.3	-20.9	48.22	54	-5.78	-	-	140	127	V
2	* 5.45954	43.38	Pk	35.2	-20.9	57.68	-	-	74	-16.32	140	127	V
1	* 5.45998	42.71	Pk	35.2	-20.9	57.01	-	-	74	-16.99	140	127	V
5	* 5.45998	33.05	RMS	35.2	-20.9	47.35	54	-6.65	-	-	140	127	V
4	5.46484	45.85	Pk	35.2	-20.9	60.15	-	-	68.2	-8.05	140	127	V
8	5.46961	34.43	RMS	35.3	-21	48.73	-	-	-	-	140	127	V
3	5.46998	42.66	Pk	35.3	-21	56.96	-	-	68.2	-11.24	140	127	V
7	5.46998	32.6	RMS	35.3	-21	46.9	-	-	-	-	140	127	V

* - indicates frequency in CFR47 Pt 15 / IC RSS-Restricted Band
 Pk - Peak detector
 RMS - RMS detection

ANTENNA 6 – 26 Tones, RU Index 0

BANDEDGE (LOW CHANNEL)

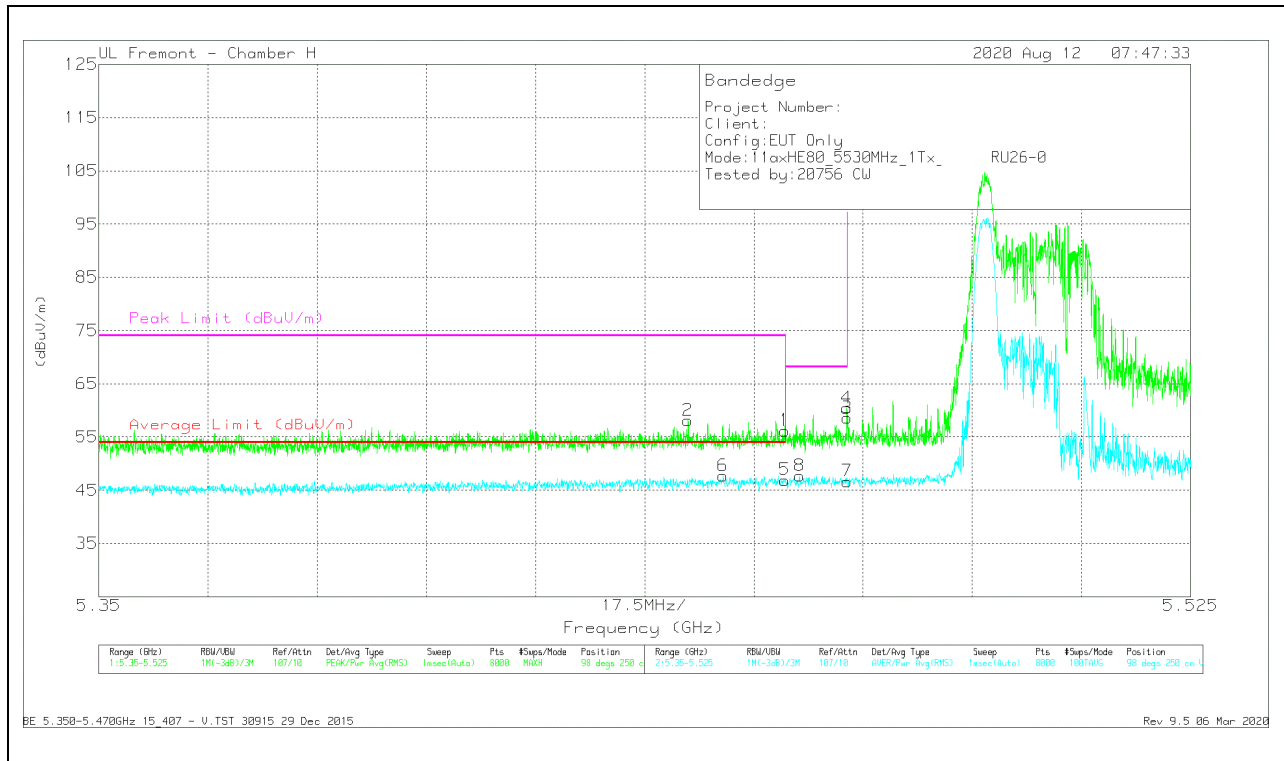
HORIZONTAL RESULT



Marker	Frequency (GHz)	Meter Reading (dBuV)	Det	AF T863 (dB/m)	Amp/Cbl/Filt/Pa d (dB)	Corrected Reading (dBuV/m)	Average Limit (dBuV/m)	Margin (dB)	Peak Limit (dBuV/m)	PK Margin (dB)	Azimuth (Degs)	Height (cm)	Polarity
1	* 5.45998	40.45	Pk	35.2	-20.9	54.75	-	-	74	-19.25	275	210	H
2	* 5.44572	50.33	Pk	35.1	-20.8	64.63	-	-	74	-9.37	275	210	H
5	* 5.45998	32.12	RMS	35.2	-20.9	46.42	54	-7.58	-	-	275	210	H
6	* 5.45178	33.86	RMS	35.2	-20.9	48.16	54	-5.84	-	-	275	210	H
8	5.46317	34.45	RMS	35.2	-20.9	48.75	-	-	-	-	275	210	H
4	5.46983	48.37	Pk	35.3	-21	62.67	-	-	68.2	-5.53	275	210	H
3	5.46998	40.97	Pk	35.3	-21	55.27	-	-	68.2	-12.93	275	210	H
7	5.46998	33.16	RMS	35.3	-21	47.46	-	-	-	-	275	210	H

* - indicates frequency in CFR47 Pt 15 / IC RSS-Restricted Band
 Pk - Peak detector
 RMS - RMS detection

VERTICAL RESULT



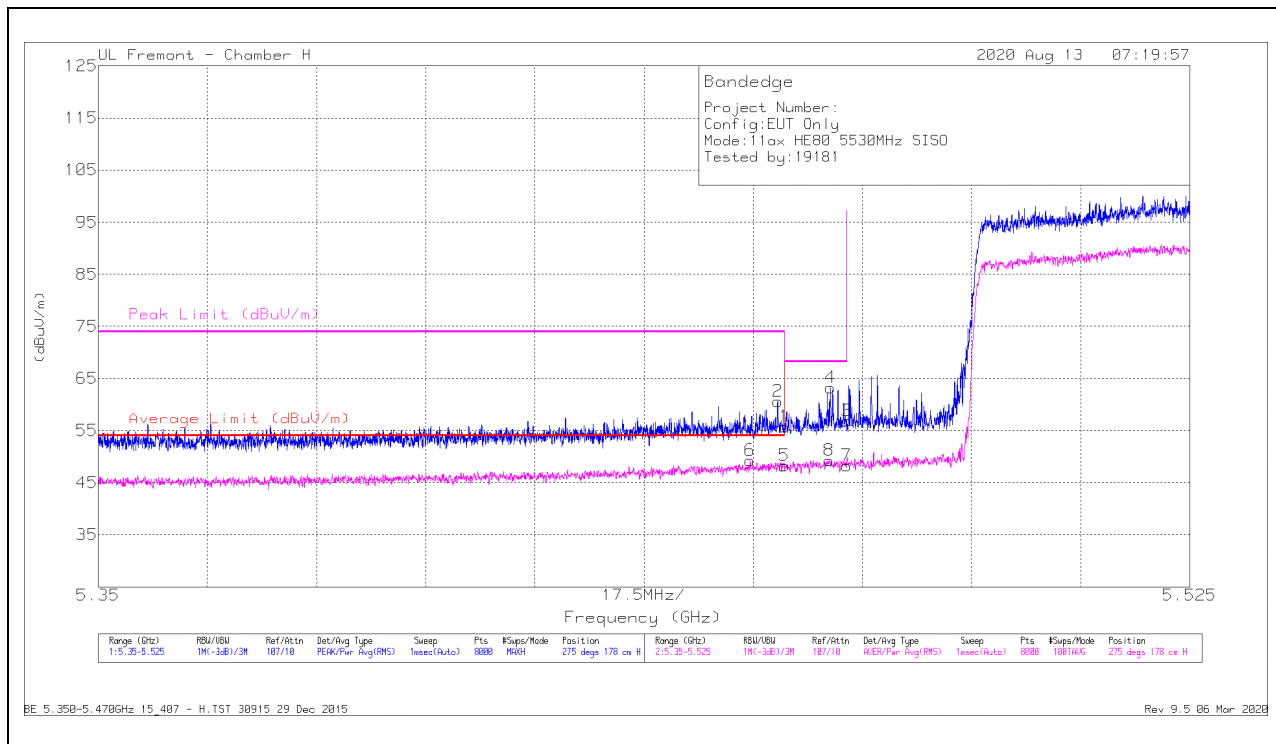
Marker	Frequency (GHz)	Meter Reading (dBuV)	Det	AF T863 (dB/m)	Amp/Cb/Fitr/Pa d (dB)	Corrected Reading (dBuV/m)	Average Limit (dBuV/m)	Margin (dB)	Peak Limit (dBuV/m)	PK Margin (dB)	Azimuth (Degs)	Height (cm)	Polarity
1	* 5.45998	41.89	Pk	35.2	-20.9	56.19	-	-	74	-17.81	98	250	V
2	* 5.44445	43.8	Pk	35.1	-20.8	58.1	-	-	74	-15.9	98	250	V
5	* 5.45998	32.62	RMS	35.2	-20.9	46.92	54	-7.08	-	-	98	250	V
6	* 5.45007	33.4	RMS	35.1	-20.8	47.7	54	-6.3	-	-	98	250	V
8	5.46234	33.39	RMS	35.2	-20.9	47.69	-	-	-	-	98	250	V
4	5.46989	46.13	Pk	35.3	-21	60.43	-	-	68.2	-7.77	98	250	V
3	5.46998	44.29	Pk	35.3	-21	58.59	-	-	68.2	-9.61	98	250	V
7	5.46998	32.37	RMS	35.3	-21	46.67	-	-	-	-	98	250	V

* - indicates frequency in CFR47 Pt 15 / IC RSS-Restricted Band
 Pk - Peak detector
 RMS - RMS detection

ANTENNA 5 – 996 Tones, RU Index 67

BANDEDGE (LOW CHANNEL)

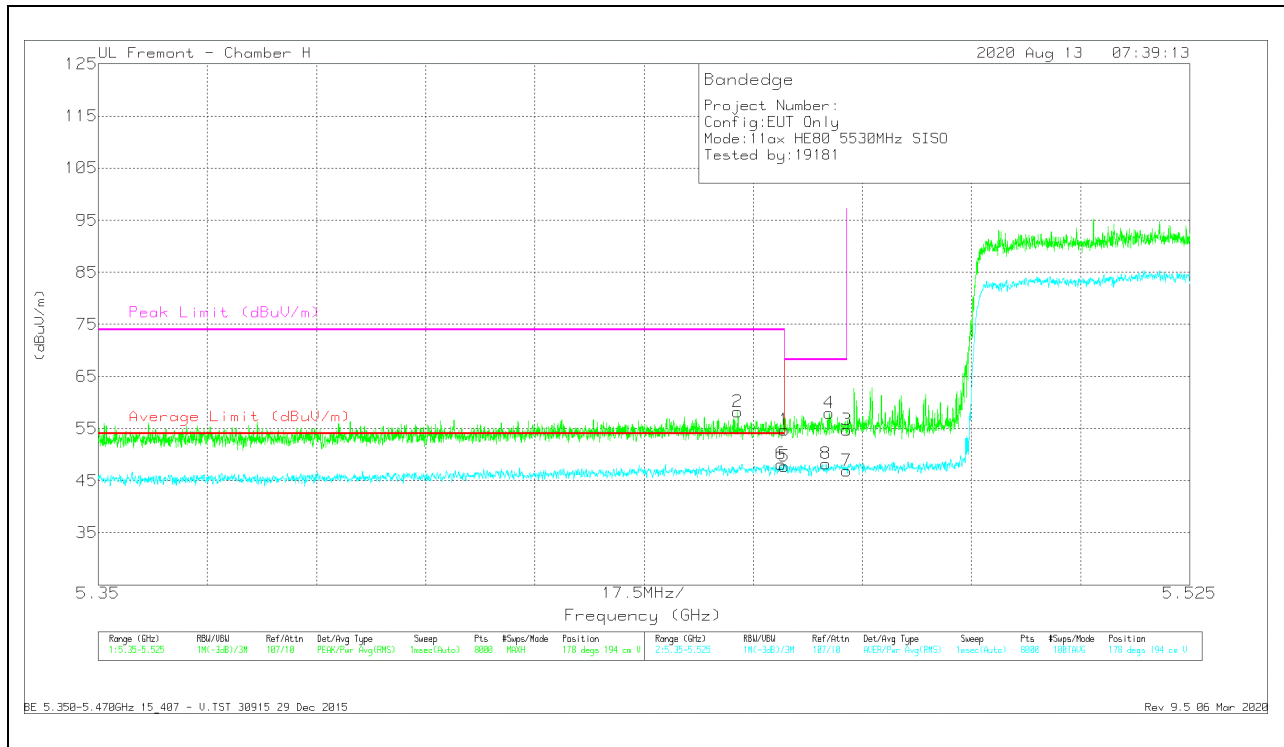
HORIZONTAL RESULT



Marker	Frequency (GHz)	Meter Reading (dBuV)	Det	AF T863 (dB/m)	Amp/Cbl/Fitr/Par d (dB)	Corrected Reading (dBuV/m)	Average Limit (dBuV/m)	Margin (dB)	Peak Limit (dBuV/m)	PK Margin (dB)	Azimuth (Degs)	Height (cm)	Polarity
1	* 5.45998	41.47	Pk	35.2	-20.9	55.77	-	-	74	-18.23	275	178	H
2	* 5.45893	46.22	Pk	35.3	-20.9	60.62	-	-	74	-13.38	275	178	H
5	* 5.45998	33.96	RMS	35.2	-20.9	48.26	54	-5.74	-	-	275	178	H
6	* 5.45451	34.99	RMS	35.2	-20.9	49.29	54	-4.71	-	-	275	178	H
8	5.46722	34.89	RMS	35.3	-20.9	49.29	-	-	-	-	275	178	H
4	5.46738	48.79	Pk	35.3	-20.9	63.19	-	-	68.2	-5.01	275	178	H
3	5.46998	42.61	Pk	35.3	-21	56.91	-	-	68.2	-11.29	275	178	H
7	5.46998	33.97	RMS	35.3	-21	48.27	-	-	-	-	275	178	H

* - indicates frequency in CFR47 Pt 15 / IC RSS-Restricted Band
 Pk - Peak detector
 RMS - RMS detection

VERTICAL RESULT



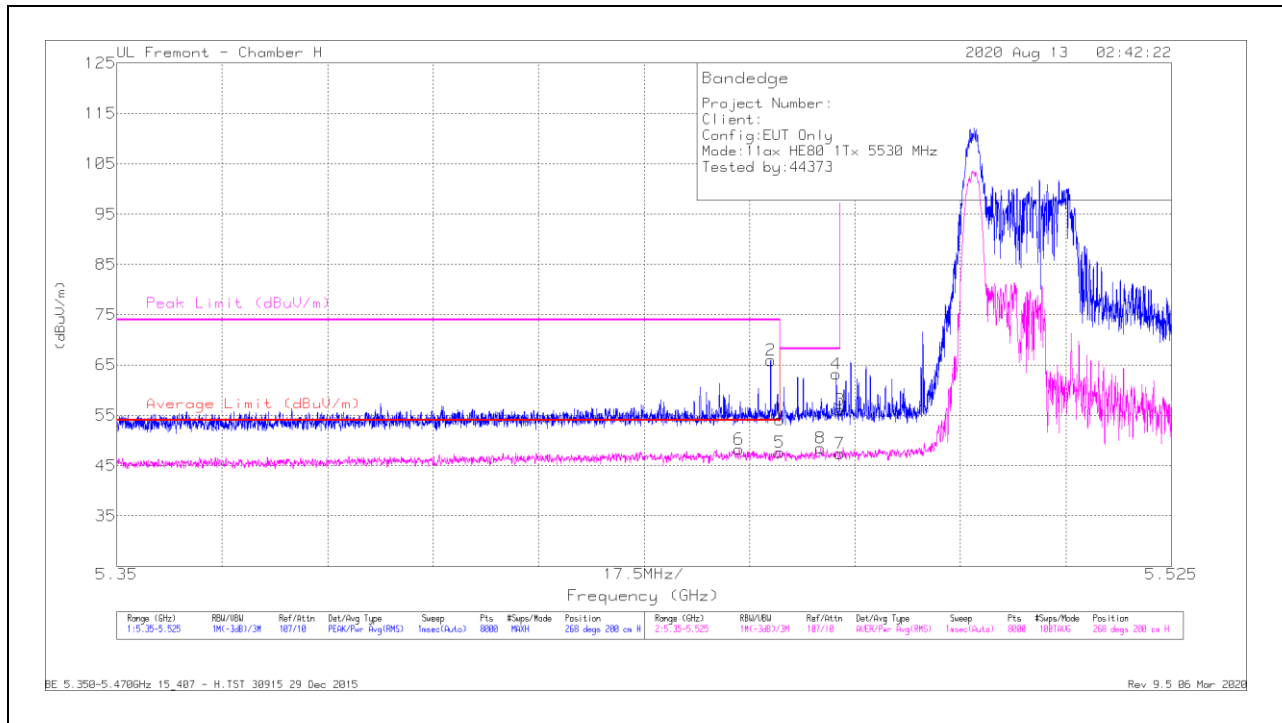
Marker	Frequency (GHz)	Meter Reading (dBuV)	Det	AF T863 (dB/m)	Amp/Cbl/Fitr/Par d (dB)	Corrected Reading (dBuV/m)	Average Limit (dBuV/m)	Margin (dB)	Peak Limit (dBuV/m)	PK Margin (dB)	Azimuth (Degs)	Height (cm)	Polarity
1	* 5.45998	40.49	Pk	35.2	-20.9	54.79	-	-	74	-19.21	178	194	V
2	* 5.45254	43.89	Pk	35.2	-20.9	58.19	-	-	74	-15.81	178	194	V
5	* 5.45998	33.44	RMS	35.2	-20.9	47.74	54	-6.26	-	-	178	194	V
6	* 5.45948	33.9	RMS	35.2	-20.9	48.2	54	-5.8	-	-	178	194	V
8	5.46668	34	RMS	35.2	-20.9	48.3	-	-	-	-	178	194	V
4	5.46722	43.58	Pk	35.3	-20.9	57.98	-	-	68.2	-10.22	178	194	V
3	5.46998	40.45	Pk	35.3	-21	54.75	-	-	68.2	-13.45	178	194	V
7	5.46998	32.54	RMS	35.3	-21	46.84	-	-	-	-	178	194	V

* - indicates frequency in CFR47 Pt 15 / IC RSS-Restricted Band
 Pk - Peak detector
 RMS - RMS detection

ANTENNA 5 – 26 Tones, RU Index 0

BANDEDGE (LOW CHANNEL)

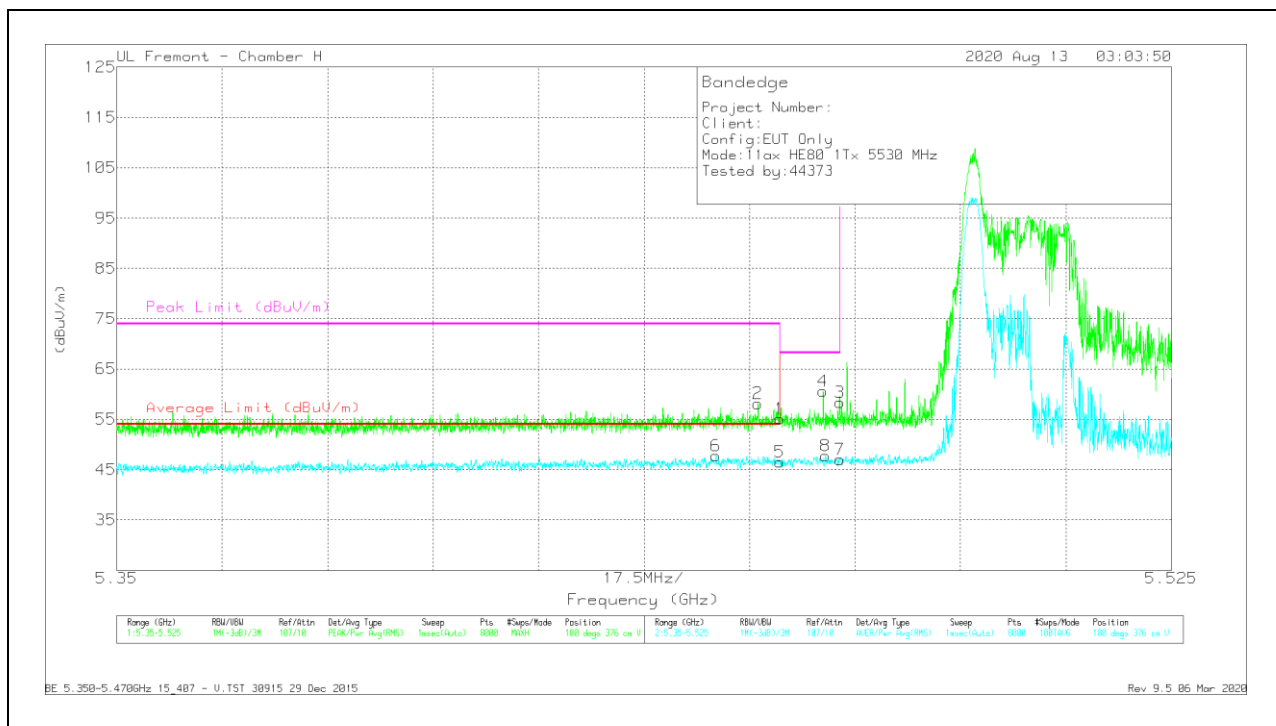
HORIZONTAL RESULT



Marker	Frequency (GHz)	Meter Reading (dBuV)	Det	AF T863 (dB/m)	Amp/Cbl/Fitr/Pad (dB)	Corrected Reading (dBuV/m)	Average Limit (dBuV/m)	Margin (dB)	Peak Limit (dBuV/m)	PK Margin (dB)	Azimuth (Degs)	Height (cm)	Polarity
1	* 5.45998	39.85	Pk	35.2	-20.9	54.15	-	-	74	-19.85	268	200	H
2	* 5.45851	51.5	Pk	35.3	-20.9	65.9	-	-	74	-8.1	268	200	H
5	* 5.45998	33.32	RMS	35.2	-20.9	47.62	54	-6.38	-	-	268	200	H
6	* 5.45329	33.93	RMS	35.2	-20.9	48.23	54	-5.77	-	-	268	200	H
8	5.46676	34.16	RMS	35.2	-20.9	48.46	-	-	-	-	268	200	H
4	5.46939	48.96	Pk	35.3	-21	63.26	-	-	68.2	-4.94	268	200	H
3	5.46998	41.84	Pk	35.3	-21	56.14	-	-	68.2	-12.06	268	200	H
7	5.46998	33.1	RMS	35.3	-21	47.4	-	-	-	-	268	200	H

* - indicates frequency in CFR47 Pt 15 / IC RSS-Restricted Band
 Pk - Peak detector
 RMS - RMS detection

VERTICAL RESULT



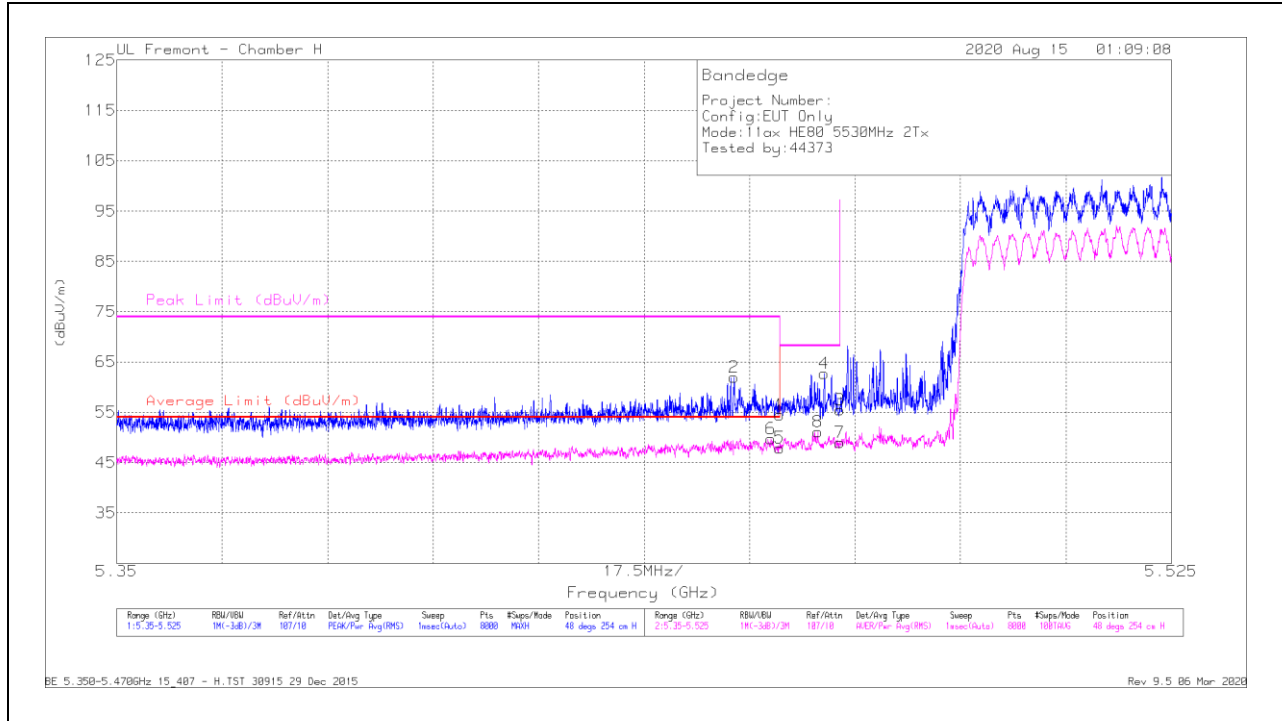
Marker	Frequency (GHz)	Meter Reading (dBuV)	Det	AF T863 (dB/m)	Amp/Cb/Fltr/Pad (dB)	Corrected Reading (dBuV/m)	Average Limit (dBuV/m)	Margin (dB)	Peak Limit (dBuV/m)	PK Margin (dB)	Azimuth (Degs)	Height (cm)	Polarity
1	* 5.45998	40.83	Pk	35.2	-20.9	55.13	-	-	74	-18.87	180	376	V
2	* 5.45641	43.77	Pk	35.3	-20.9	58.17	-	-	74	-15.83	180	376	V
5	* 5.45998	32.19	RMS	35.2	-20.9	46.49	54	-7.51	-	-	180	376	V
6	* 5.44944	33.5	RMS	35.1	-20.8	47.8	54	-6.2	-	-	180	376	V
4	5.46722	46.23	Pk	35.3	-20.9	60.63	-	-	68.2	-7.57	180	376	V
8	5.46764	33.31	RMS	35.3	-20.9	47.71	-	-	-	-	180	376	V
3	5.46998	44.05	Pk	35.3	-21	58.35	-	-	68.2	-9.85	180	376	V
7	5.46998	32.76	RMS	35.3	-21	47.06	-	-	-	-	180	376	V

* - indicates frequency in CFR47 Pt 15 / IC RSS-Restricted Band
 Pk - Peak detector
 RMS - RMS detection

2TX ANTENNA 6 + ANTENNA 5 OFDMA MODE – 996 Tones, RU Index 67

BANDEDGE (LOW CHANNEL)

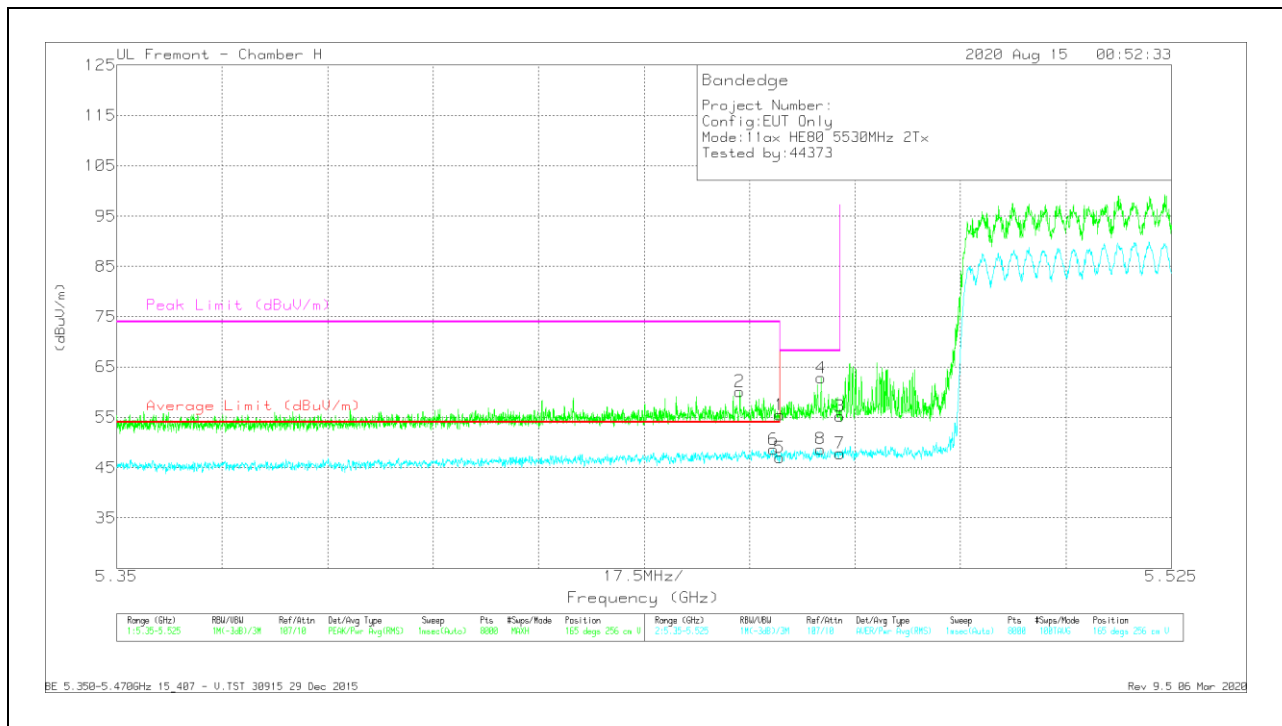
HORIZONTAL RESULT



Marker	Frequency (GHz)	Meter Reading (dBuV)	Det	AF T863 (dB/m)	Amp/Cb/Ftr/Pa d (dB)	DC Corr (dB)	Corrected Reading (dBuV/m)	Average Limit (dBuV/m)	Margin (dB)	Peak Limit (dBuV/m)	PK Margin (dB)	Azimuth (Degs)	Height (cm)	Polarity
1	* 5.45998	40.17	Pk	35.2	-20.9	0	54.47	-	-	74	-19.53	48	254	H
2	* 5.45243	47.66	Pk	35.2	-20.9	0	61.96	-	-	74	-12.04	48	254	H
5	* 5.45998	33.65	RMS	35.2	-20.9	.1	48.05	54	-5.95	-	-	48	254	H
6	* 5.45856	35.34	RMS	35.3	-20.9	.1	49.84	54	-4.16	-	-	48	254	H
8	5.46633	36.88	RMS	35.2	-20.9	.1	51.28	-	-	-	-	48	254	H
4	5.4674	48.27	Pk	35.3	-20.9	0	62.67	-	-	68.2	-5.53	48	254	H
3	5.46998	41.24	Pk	35.3	-21	0	55.54	-	-	68.2	-12.66	48	254	H
7	5.46998	34.66	RMS	35.3	-21	.1	49.06	-	-	-	-	48	254	H

* - indicates frequency in CFR47 Pt 15 / IC RSS-Restricted Band
 Pk - Peak detector
 RMS - RMS detection

VERTICAL RESULT

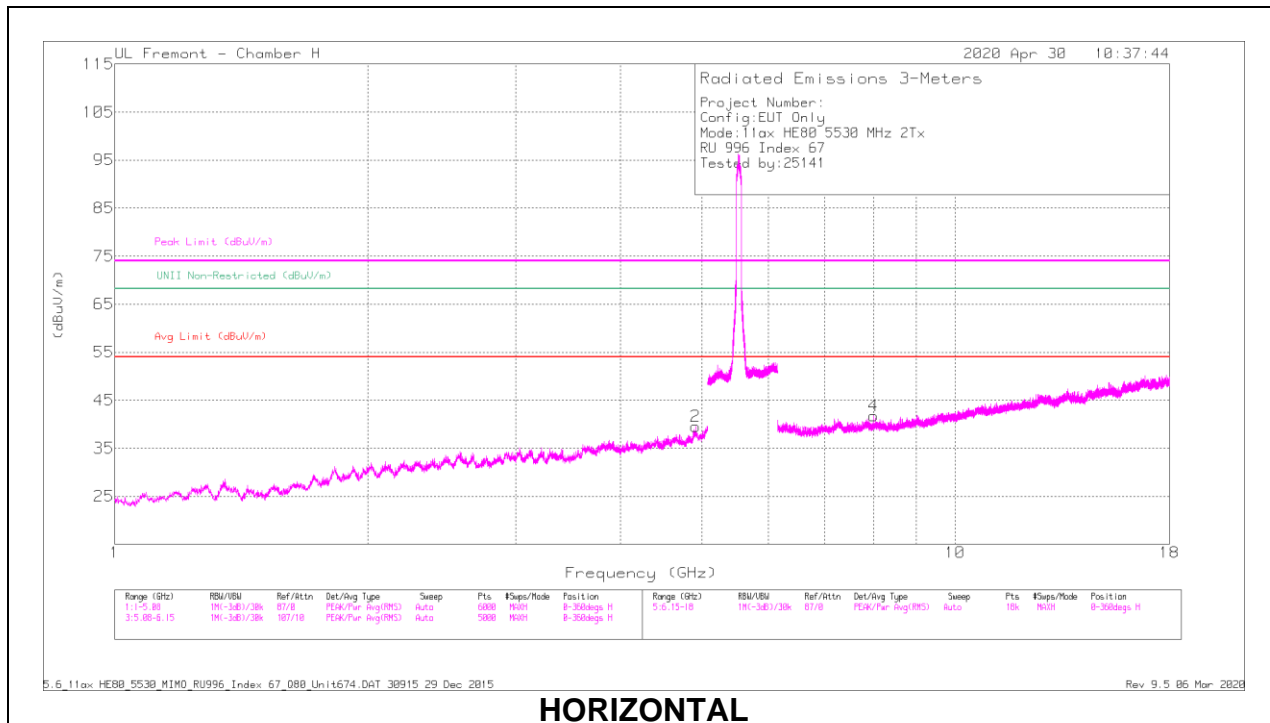


Marker	Frequency (GHz)	Meter Reading (dBuV)	Det	AF T863 (dB/m)	Amp/Cb/Fltr/Pa d (dB)	DC Corr (dB)	Corrected Reading (dBuV/m)	Average Limit (dBuV/m)	Margin (dB)	Peak Limit (dBuV/m)	PK Margin (dB)	Azimuth (Degs)	Height (cm)	Polarity
1	* 5.45998	41.21	Pk	35.2	-20.9	0	55.51	-	-	74	-18.49	165	256	V
2	* 5.45337	45.86	Pk	35.2	-20.9	0	60.16	-	-	74	-13.84	165	256	V
5	* 5.45998	32.73	RMS	35.2	-20.9	.1	47.13	54	-6.87	-	-	165	256	V
6	* 5.45893	34.19	RMS	35.3	-20.9	.1	48.69	54	-5.31	-	-	165	256	V
8	5.46678	34.4	RMS	35.2	-20.9	.1	48.80	-	-	-	-	165	256	V
4	5.46687	48.48	Pk	35.3	-20.9	0	62.88	-	-	68.2	-5.32	165	256	V
3	5.46998	40.96	Pk	35.3	-21	0	55.26	-	-	68.2	-12.94	165	256	V
7	5.46998	33.53	RMS	35.3	-21	.1	47.93	-	-	-	-	165	256	V

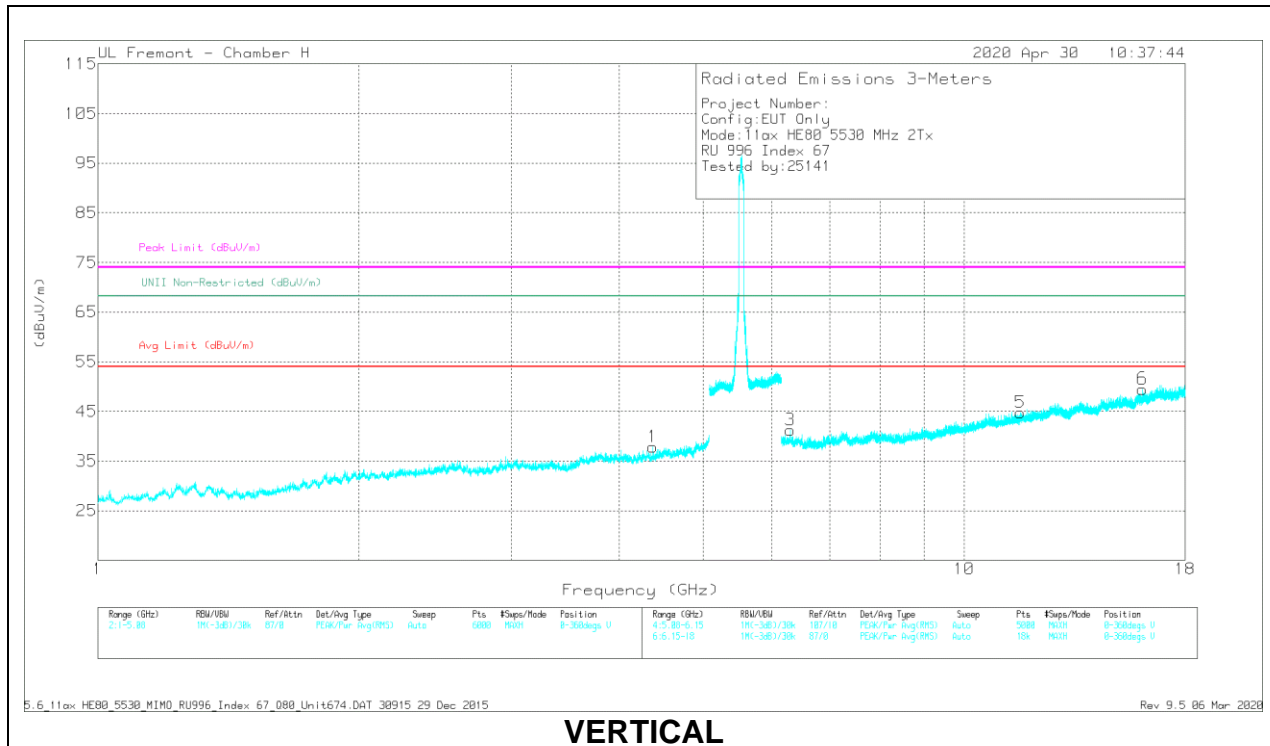
* - indicates frequency in CFR47 Pt 15 / IC RSS-Restricted Band
 Pk - Peak detector
 RMS - RMS detection

HARMONICS AND SPURIOUS EMISSIONS

LOW CHANNEL RESULTS



HORIZONTAL



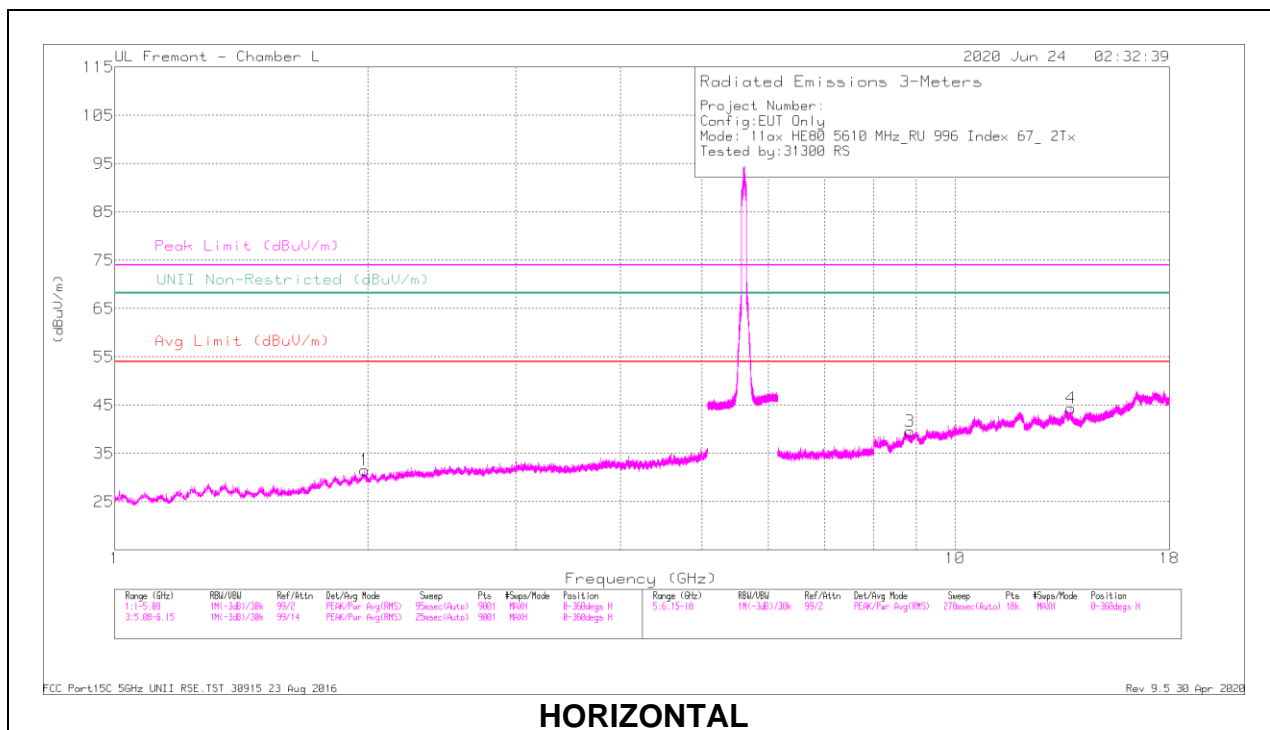
VERTICAL

RADIATED EMISSIONS

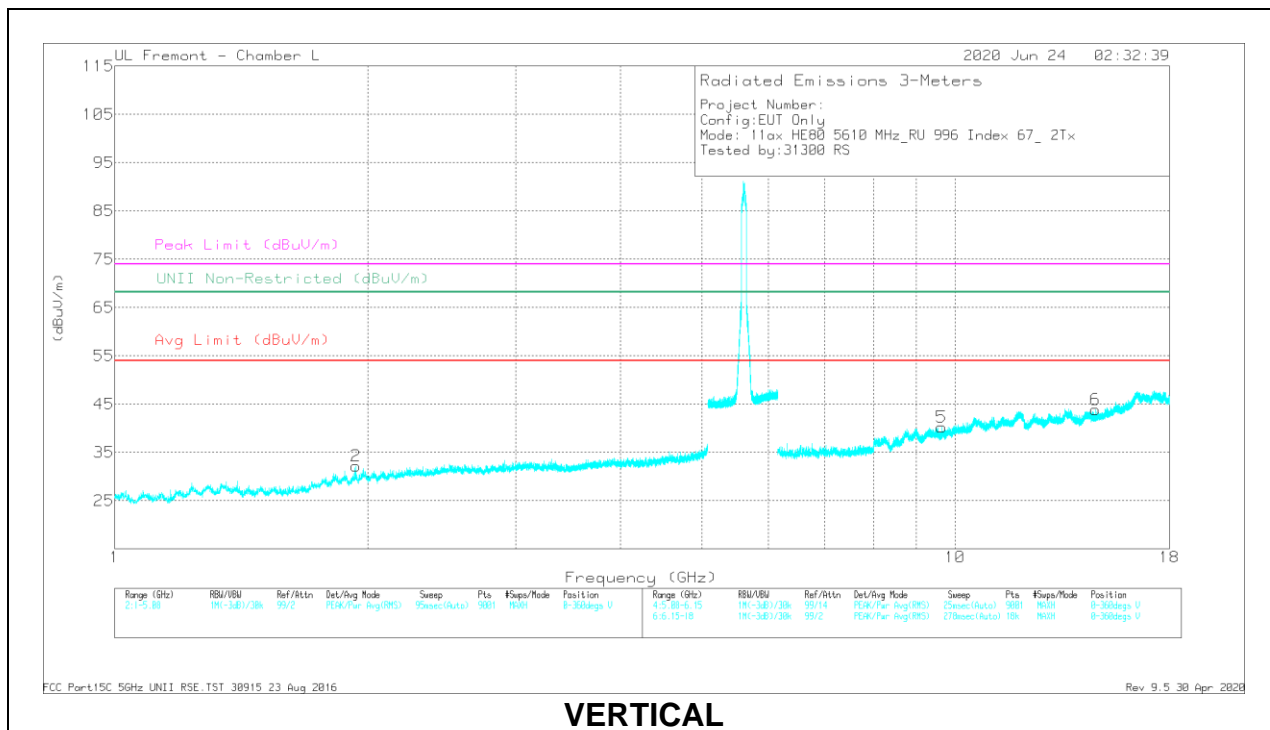
Marker	Frequency (GHz)	Meter Reading (dBuV)	Det	AF T863 (dB/m)	Amp/Cbl/Filtr/Pad (dB)	DC Corr (dB)	Corrected Reading (dBuV/m)	Avg Limit (dBuV/m)	Margin (dB)	Peak Limit (dBuV/m)	PK Margin (dB)	UNII Non-Restricted (dBuV/m)	PK Margin (dB)	Azimuth (Degs)	Height (cm)	Polarity
2	* 4.91195	41.44	PK-U	34.1	-30.4	0	45.14	-	-	74	-28.86	-	-	11	244	H
	* 4.914	30.24	ADR	34.1	-30.4	0.1	34.04	54	-19.96	-	-	-	-	11	244	H
1	* 4.36694	41.89	PK-U	33.7	-31.3	0	44.29	-	-	74	-29.71	-	-	290	217	V
	* 4.36694	30.19	ADR	33.7	-31.3	0.1	32.69	54	-21.31	-	-	-	-	290	217	V
5	* 11.6180	36.33	PK-U	38.4	-23.5	0	51.23	-	-	74	-22.77	-	-	263	351	V
	* 11.6185	24.83	ADR	38.4	-23.5	0.1	39.83	54	-14.17	-	-	-	-	263	351	V
6	* 16.0724	36.92	PK-U	41.7	-23.1	0	55.52	-	-	74	-18.48	-	-	313	355	V
	* 16.0712	25.17	ADR	41.7	-23.1	0.1	43.87	54	-10.13	-	-	-	-	313	355	V
3	6.30003	-40	PK-U	35.7	-28.4	0	47.3	-	-	-	-	68.2	-20.9	174	158	V
4	8.00683	38.63	PK-U	36.1	-27	0	47.73	-	-	-	-	68.2	-20.47	309	388	H

* - indicates frequency in CFR47 Pt 15 / IC RSS-Restricted Band
 PK-U - U-NII: Maximum Peak
 ADR - U-NII AD primary method, RMS average

HIGH CHANNEL RESULTS



HORIZONTAL



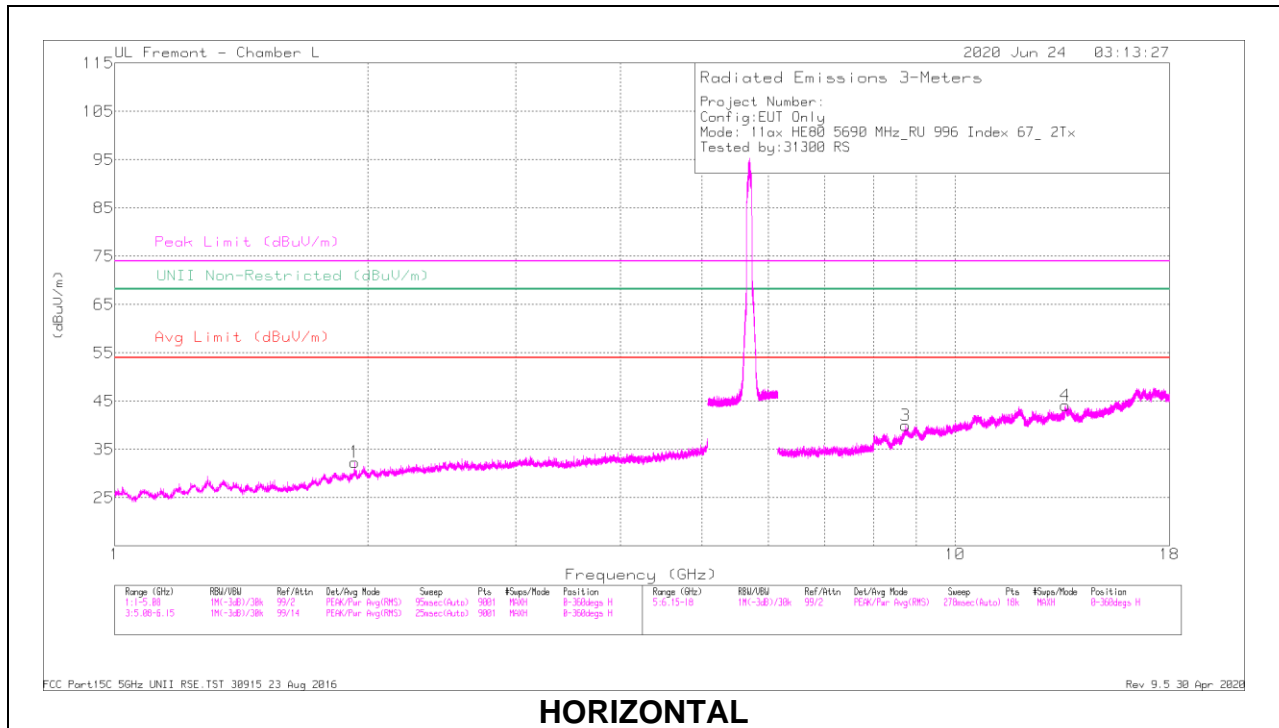
VERTICAL

RADIATED EMISSIONS

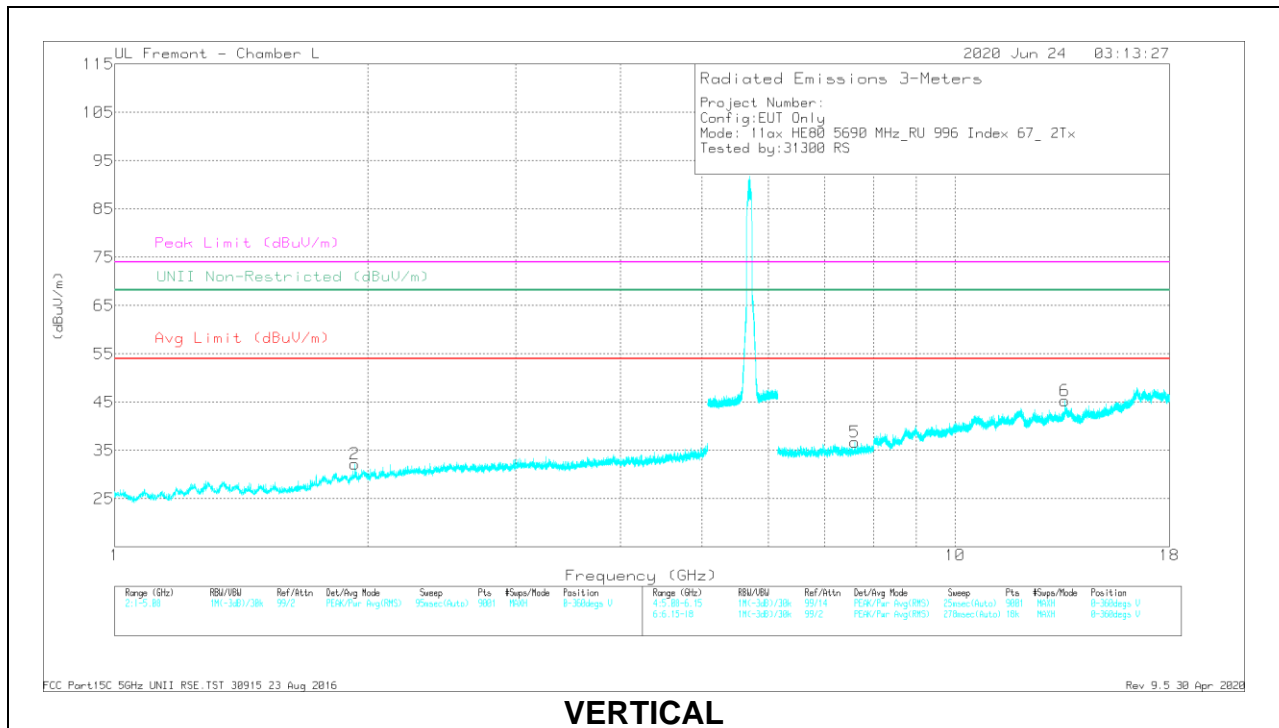
Marker	Frequency (GHz)	Meter Reading (dBuV)	Det	AF 344 (dB/m)	Amp/Cbl/Filtr/Pad (dB)	Corrected Reading (dBuV/m)	UNII Non-Restricted (dBuV/m)	PK Margin (dB)	Azimuth (Degs)	Height (cm)	Polarity
1	1.98461	38.98	PK-U	31	-31.4	38.58	68.2	-29.62	360	101	H
2	1.93461	39.75	PK-U	30.6	-32	38.35	68.2	-29.85	253	101	V
3	8.84274	31.61	PK-U	36.1	-21.8	45.91	68.2	-22.29	215	200	H
4	13.7373	30.37	PK-U	38.7	-18.3	50.77	68.2	-17.43	239	200	H
5	9.64222	29.98	PK-U	36.8	-20.6	46.18	68.2	-22.02	198	150	V
6	14.6982	29.46	PK-U	39.9	-19.1	50.26	68.2	-17.94	153	150	V

PK-U - U-NII: Maximum Peak

CHANNEL 138 RESULTS



HORIZONTAL



VERTICAL

RADIATED EMISSIONS

Marker	Frequency (GHz)	Meter Reading (dBuV)	Det	AF 344 (dB/m)	Amp/Cbl/Fitr/Pad (dB)	DC Corr (dB)	Corrected Reading (dBuV/m)	Avg Limit (dBuV/m)	Margin (dB)	Peak Limit (dBuV/m)	PK Margin (dB)	UNII Non-Restricted (dBuV/m)	PK Margin (dB)	Azimuth (Degs)	Height (cm)	Polarity
1	1.93253	42.93	PK-U	30.6	-32	0	41.53	-	-	-	-	68.2	-26.67	303	200	H
2	1.92747	41.56	PK-U	30.6	-32.1	0	40.06	-	-	-	-	68.2	-28.14	314	101	V
3	9.751	30.38	PK-U	36	-20.6	0	45.78	-	-	-	-	68.2	-22.42	290	101	H
4	13.52769	31.58	PK-U	38.8	-19.4	0	50.98	-	-	-	-	68.2	-17.22	273	101	H
6	13.50992	31.95	PK-U	39	-19.3	0	51.65	-	-	-	-	68.2	-16.55	205	101	V
5	* 7.60505	29.55	PK-U	35.7	-23.2	0	42.05	-	-	74	-31.95	-	-	97	101	V
	* 7.60614	19.58	ADR	35.7	-23.2	0.1	32.18	54	-21.82	-	-	-	-	97	101	V

* - indicates frequency in CFR47 Pt 15 / IC RSS-Restricted Band

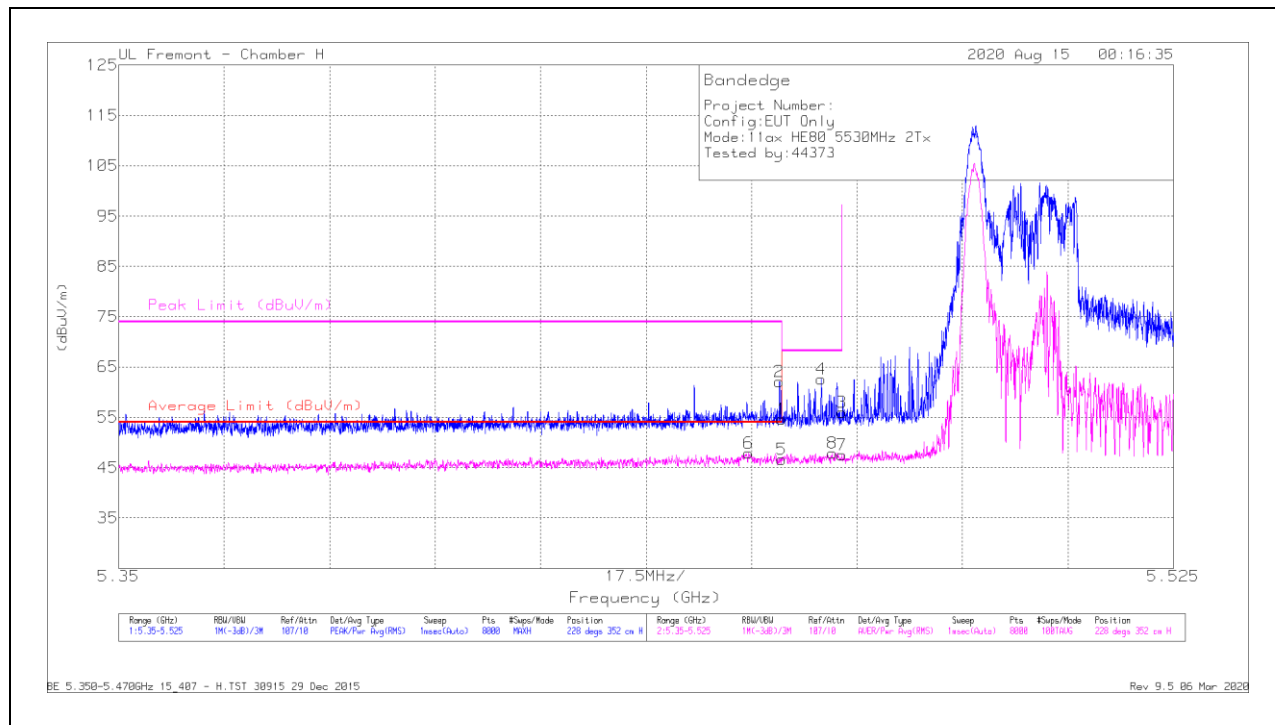
PK-U - U-NII: Maximum Peak

ADR - U-NII AD primary method, RMS average

2TX ANTENNA 6 + ANTENNA 5 OFDMA MODE – 26 Tones, RU Index 0

BANDEDGE (LOW CHANNEL)

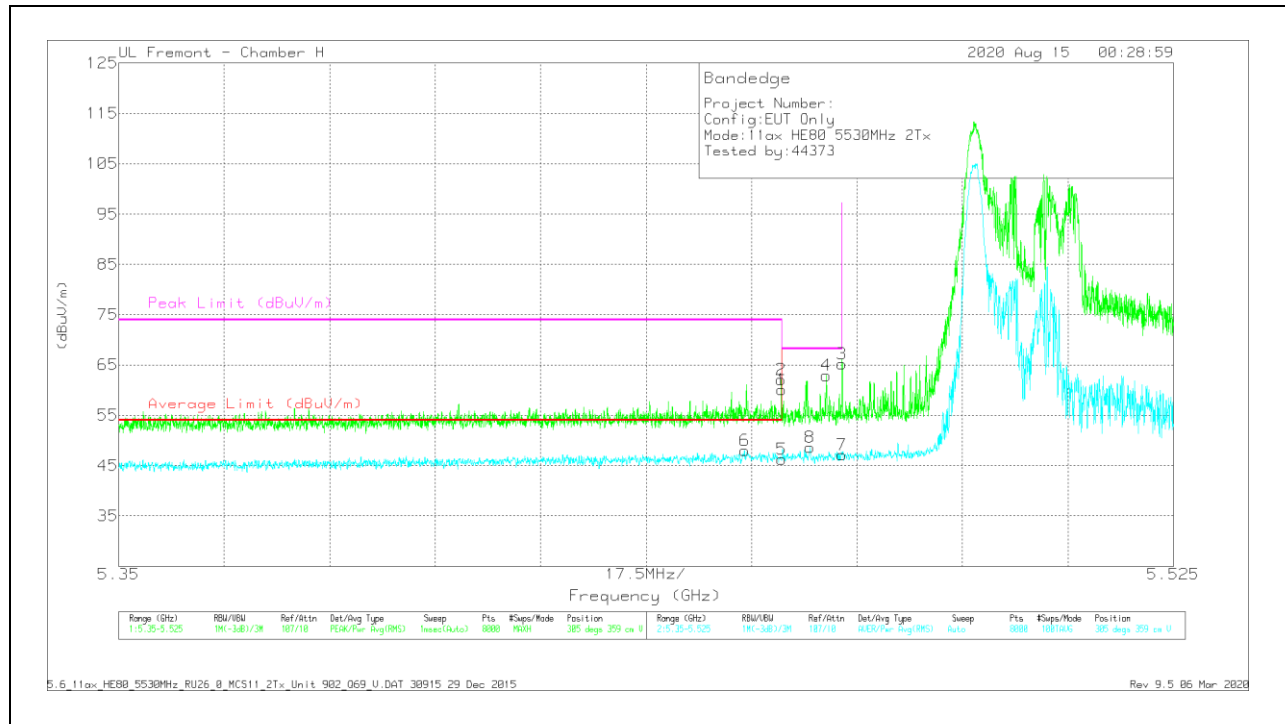
HORIZONTAL RESULT



Marker	Frequency (GHz)	Meter Reading (dBuV)	Det	AF T863 (dB/m)	Amp/Cb/Fitr/Pad (dB)	DC Corr (dB)	Corrected Reading (dBuV/m)	Average Limit (dBuV/m)	Margin (dB)	Peak Limit (dBuV/m)	PK Margin (dB)	Azimuth (Degs)	Height (cm)	Polarity
1	* 5.45998	40.29	Pk	35.2	-20.9	0	54.59	-	-	74	-19.41	228	352	H
2	* 5.45963	47.8	Pk	35.2	-20.9	0	62.1	-	-	74	-11.9	228	352	H
5	* 5.45998	32.37	RMS	35.2	-20.9	.1	46.77	54	-7.33	-	-	228	352	H
6	* 5.45451	33.64	RMS	35.2	-20.9	.1	48.04	54	-6.06	-	-	228	352	H
4	5.46657	48.29	Pk	35.2	-20.9	0	62.59	-	-	68.2	-5.61	228	352	H
8	5.46843	33.54	RMS	35.3	-20.9	.1	48.04	-	-	-	-	228	352	H
3	5.46998	41.7	Pk	35.3	-21	0	56	-	-	68.2	-12.2	228	352	H
7	5.46998	33.2	RMS	35.3	-21	.1	47.60	-	-	-	-	228	352	H

* - indicates frequency in CFR47 Pt 15 / IC RSS-Restricted Band
 Pk - Peak detector
 RMS - RMS detection

VERTICAL RESULT



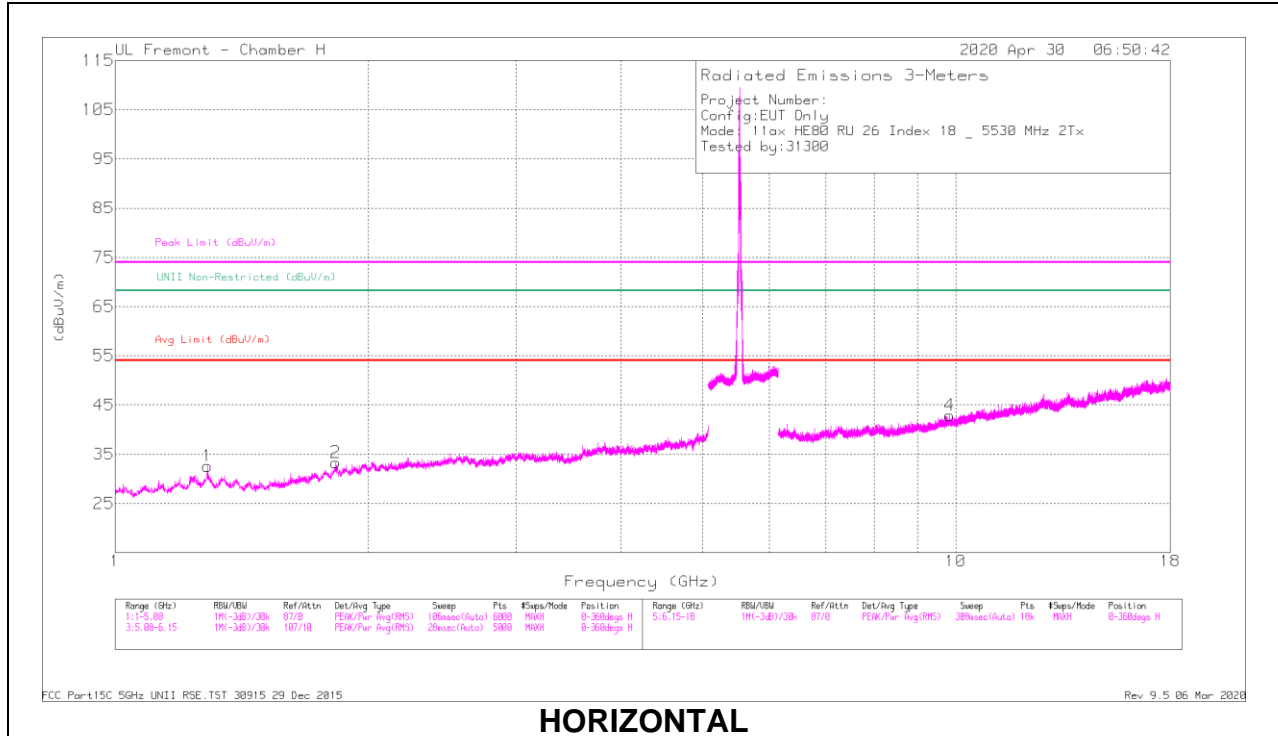
Marker	Frequency (GHz)	Meter Reading (dBuV)	Det	AF T863 (dB/m)	Amp/Cbl/Filtr/Pad (dB)	DC Corr (dB)	Corrected Reading (dBuV/m)	Average Limit (dBuV/m)	Margin (dB)	Peak Limit (dBuV/m)	PK Margin (dB)	Azimuth (Degs)	Height (cm)	Polarity
1	* 5.45998	45.75	Pk	35.2	-20.9	0	60.05	-	-	74	-13.95	305	359	V
2	* 5.45994	47.78	Pk	35.2	-20.9	0	62.08	-	-	74	-11.92	305	359	V
5	* 5.45998	31.92	RMS	35.2	-20.9	.1	46.32	54	-7.68	-	-	305	359	V
6	* 5.45383	33.7	RMS	35.2	-20.9	.1	48.1	54	-5.90	-	-	305	359	V
8	5.46471	34.34	RMS	35.2	-20.9	.1	48.74	-	-	-	-	305	359	V
4	5.4674	48.51	Pk	35.3	-20.9	0	62.91	-	-	68.2	-5.29	305	359	V
3	5.46998	50.91	Pk	35.3	-21	0	65.21	-	-	68.2	-2.99	305	359	V
7	5.46998	32.83	RMS	35.3	-21	.1	47.23	-	-	-	-	305	359	V

* - indicates frequency in CFR47 Pt 15 / IC RSS-Restricted Band
 Pk - Peak detector
 RMS - RMS detection

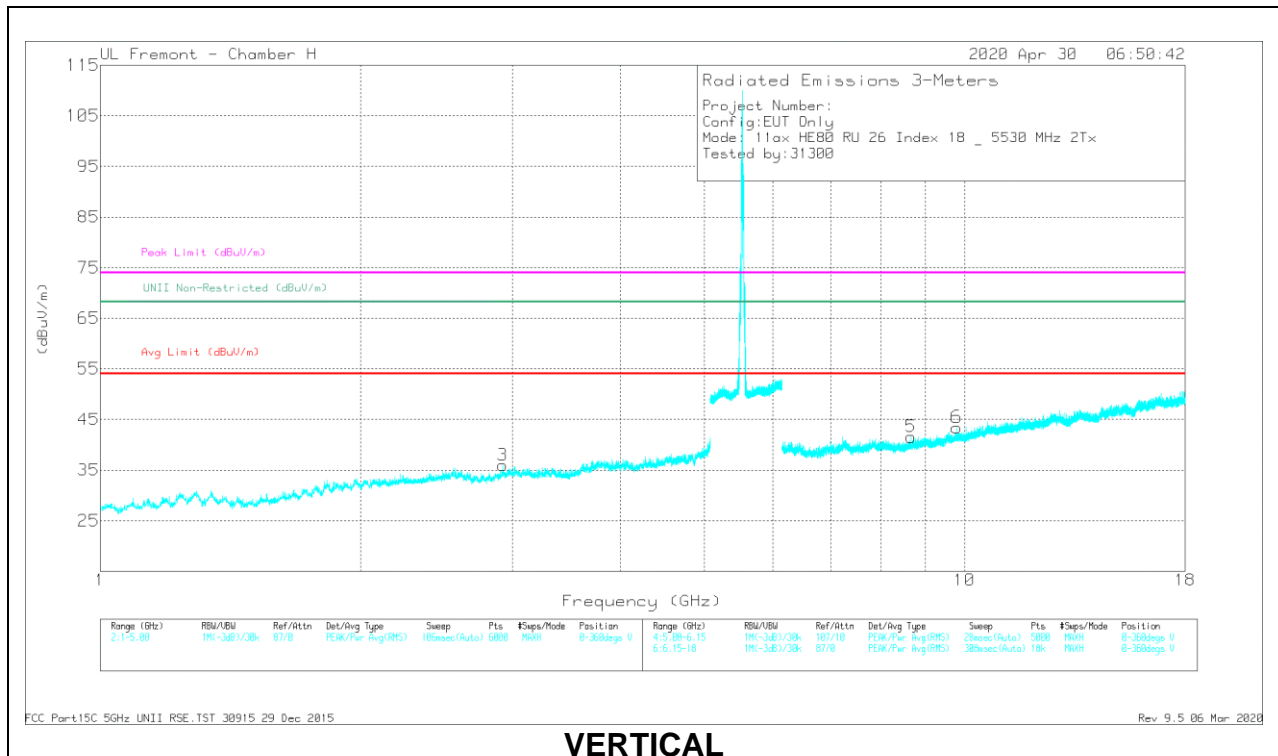
2TX ANTENNA 6 + ANTENNA 5 OFDMA MODE – 26 Tones, RU Index 36

HARMONICS AND SPURIOUS EMISSIONS

LOW CHANNEL RESULTS



HORIZONTAL



VERTICAL

RADIATED EMISSIONS

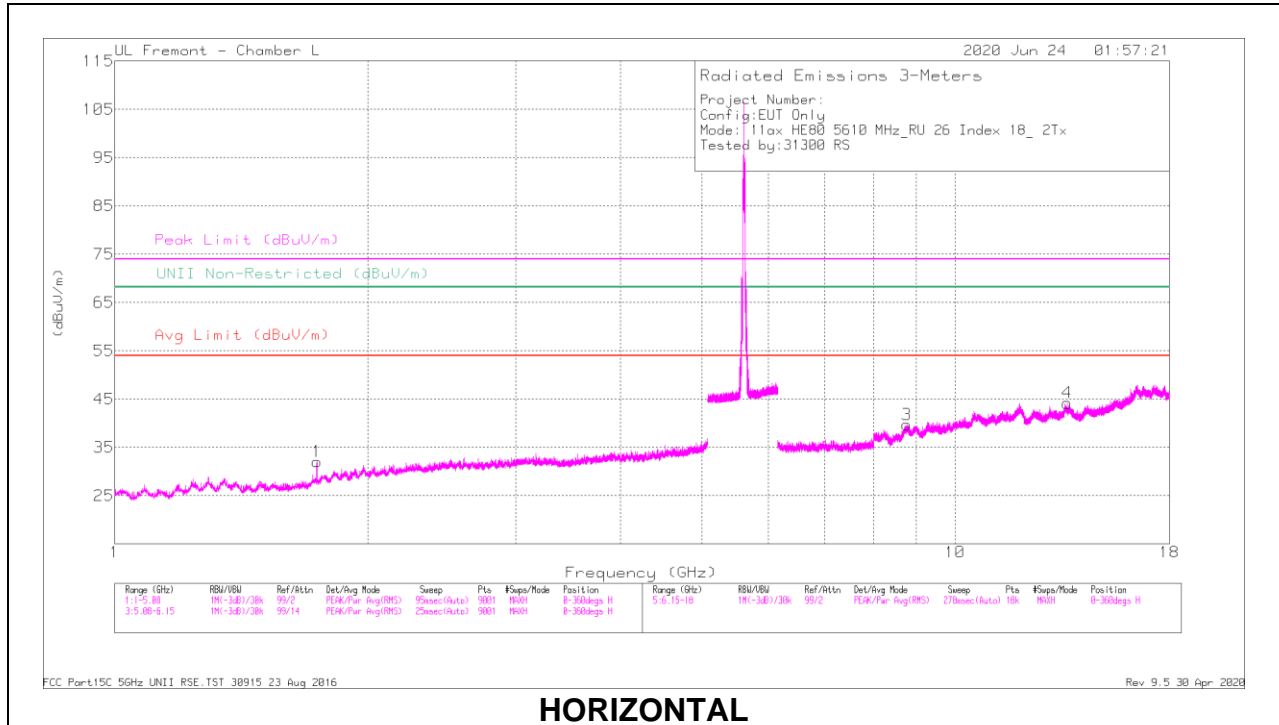
Marker	Frequency (GHz)	Meter Reading (dBuV)	Det	AF T863 (dB/m)	Amp/Cbl/Filtr/Pad (dB)	DC Corr (dB)	Corrected Reading (dBuV/m)	Avg Limit (dBuV/m)	Margin (dB)	Peak Limit (dBuV/m)	PK Margin (dB)	UNII Non-Restricted (dBuV/m)	PK Margin (dB)	Azimuth (Degs)	Height (cm)	Polarity
1	* 1.28814	43.58	PK-U	29.2	-35.1	0	37.68	-	-	74	-36.32	-	-	11	200	H
	* 1.28784	31.8	ADR	29.2	-35.1	0.1	26	54	-28	-	-	-	-	11	200	H
2	1.83097	43.71	PK-U	30.8	-34.5	0	40.01	-	-	-	-	68.2	-28.19	360	200	H
3	2.92383	41.08	PK-U	32.6	-32.1	0	41.58	-	-	-	-	68.2	-26.62	330	200	V
5	8.67578	37.5	PK-U	36.1	-26.6	0	47	-	-	-	-	68.2	-21.2	272	200	V
6	9.73321	37.46	PK-U	36.9	-25.1	0	49.26	-	-	-	-	68.2	-18.94	215	101	V
4	9.83288	36.64	PK-U	36.9	-24.4	0	49.14	-	-	-	-	68.2	-19.06	305	101	H

* - indicates frequency in CFR47 Pt 15 / IC RSS-Restricted Band

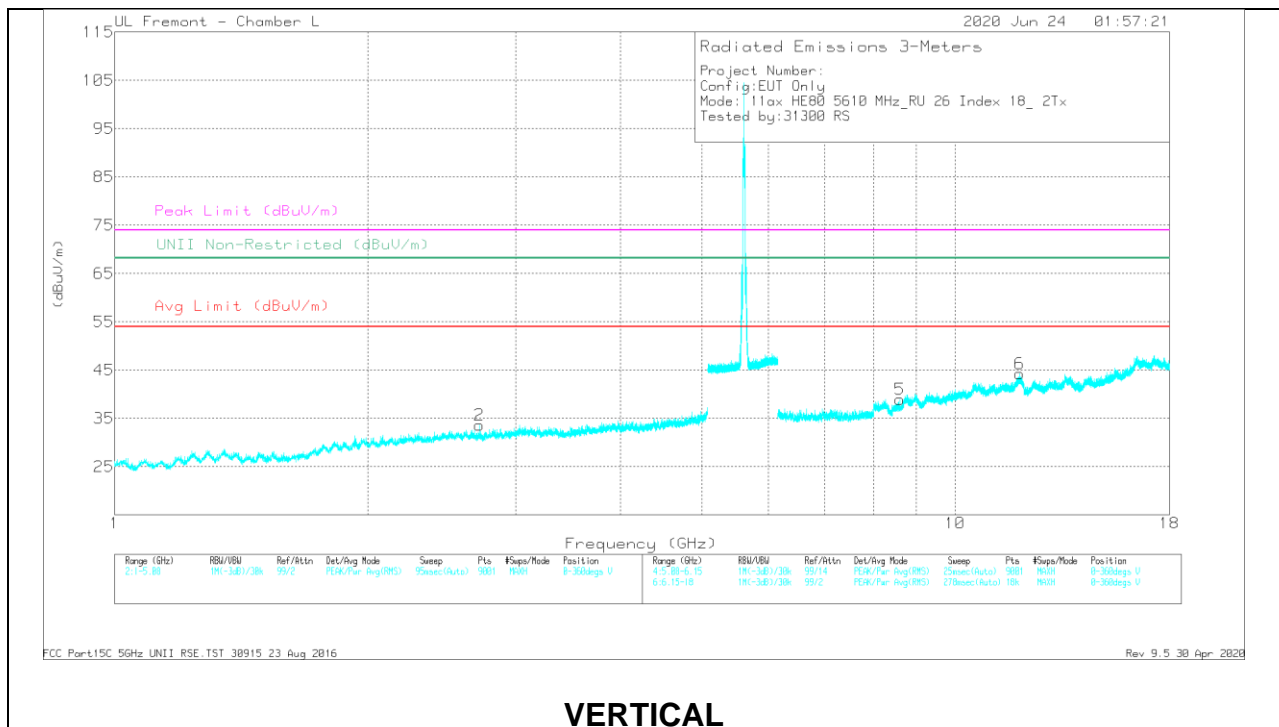
PK-U - U-NII: Maximum Peak

ADR - U-NII AD primary method, RMS average

HIGH CHANNEL RESULTS



HORIZONTAL



VERTICAL

RADIATED EMISSIONS

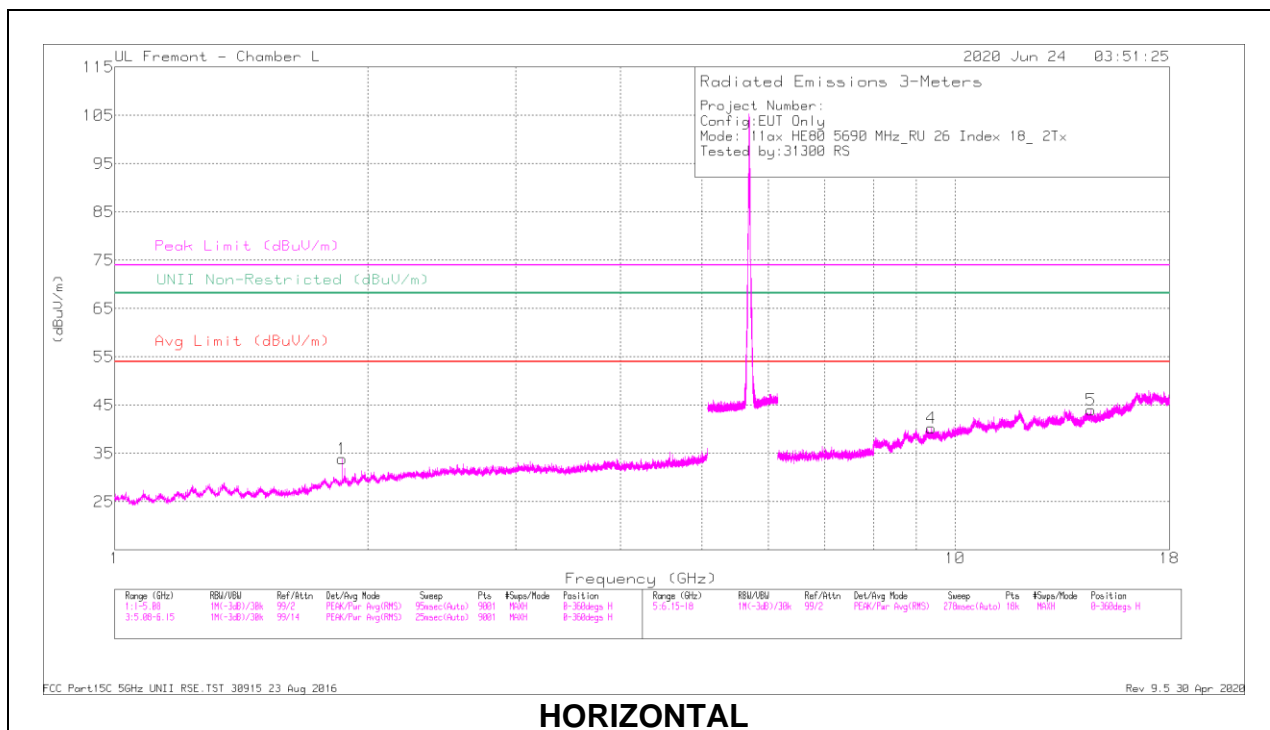
Marker	Frequency (GHz)	Meter Reading (dBuV)	Det	AF 344 (dB/m)	Amp/Cbl/Filtr/Pad (dB)	DC Corr (dB)	Corrected Reading (dBuV/m)	Avg Limit (dBuV/m)	Margin (dB)	Peak Limit (dBuV/m)	PK Margin (dB)	UNII Non-Restricted (dBuV/m)	PK Margin (dB)	Azimuth (Degs)	Height (cm)	Polarity
1	1.73818	41.1	PK-U	29.2	-32.4	0	37.9	-	-	74	-36.1	-	-	223	169	H
2	* 2.71928	38.46	PK-U	32.2	-30.5	0	40.16	-	-	74	-33.84	-	-	200	200	V
	* 2.71649	28.69	ADR	32.2	-30.5	0.1	30.49	54	-23.51	-	-	-	-	200	200	V
3	8.76584	30.92	PK-U	36.1	-20.5	0	46.52	-	-	-	-	68.2	-21.68	103	200	H
4	13.59235	31.09	PK-U	38.8	-19.4	0	50.49	-	-	-	-	68.2	-17.71	86	126	H
5	8.59884	31.83	PK-U	35.9	-22.3	0	45.43	-	-	-	-	68.2	-22.77	121	188	V
6	* 11.9369	31.68	PK-U	38.7	-19.5	0	50.88	-	-	74	-23.12	-	-	153	201	V

* - indicates frequency in CFR47 Pt 15 / IC RSS-Restricted Band

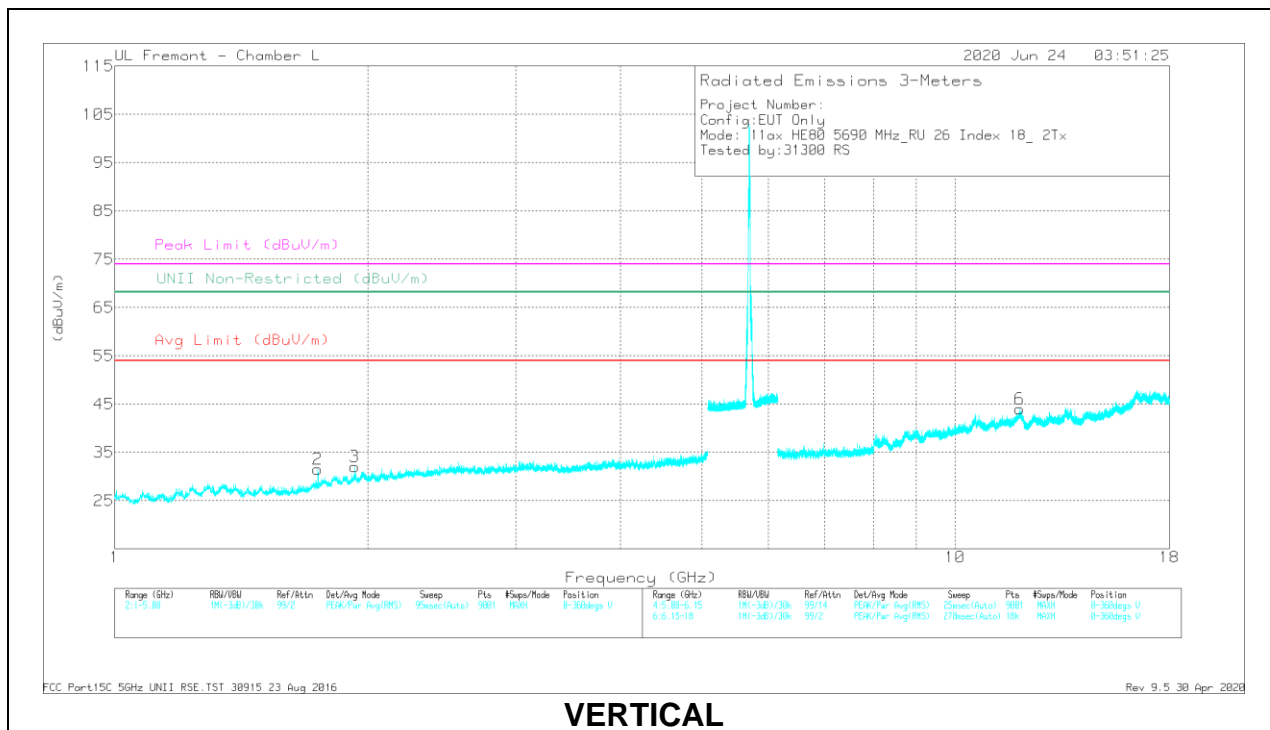
PK-U - U-NII: Maximum Peak

ADR - U-NII AD primary method, RMS average

CHANNEL 138 RESULTS



HORIZONTAL



VERTICAL

RADIATED EMISSIONS

Marker	Frequency (GHz)	Meter Reading (dBuV)	Det	AF 344 (dB/m)	Amp/Cbl/Filtr/Pad (dB)	DC Corr (dB)	Corrected Reading (dBuV/m)	Avg Limit (dBuV/m)	Margin (dB)	Peak Limit (dBuV/m)	PK Margin (dB)	UNII Non-Restricted (dBuV/m)	PK Margin (dB)	Azimuth (Degs)	Height (cm)	Polarity
1	1.86447	40.97	PK-U	30.6	-32.2	0	39.37	-	-	-	-	68.2	-28.83	41	101	H
2	1.74611	40.86	PK-U	28.7	-32.7	0	36.86	-	-	74	-37.14	-	-	273	200	V
3	1.93141	41.2	PK-U	30.6	-32	0	39.8	-	-	-	-	68.2	-28.4	243	200	V
	14.5222	29.89	PK-U	39.7	-19.8	0	49.79	-	-	-	-	68.2	-18.41	303	200	H
4	* 9.3768	32.38	PK-U	36.5	-21.2	0	47.68	-	-	74	-26.32	-	-	268	200	H
	* 9.3743	21.17	ADR	36.5	-21.2	0.1	36.57	54	-17.43	-	-	-	-	268	200	H
5	* 11.935	31.77	PK-U	38.7	-19.5	0	50.97	-	-	74	-23.03	-	-	88	200	V
	* 11.933	20.71	ADR	38.6	-19.5	0.1	39.91	54	-14.09	-	-	-	-	88	200	V

* - indicates frequency in CFR47 Pt 15 / IC RSS-Restricted Band

PK-U - U-NII: Maximum Peak

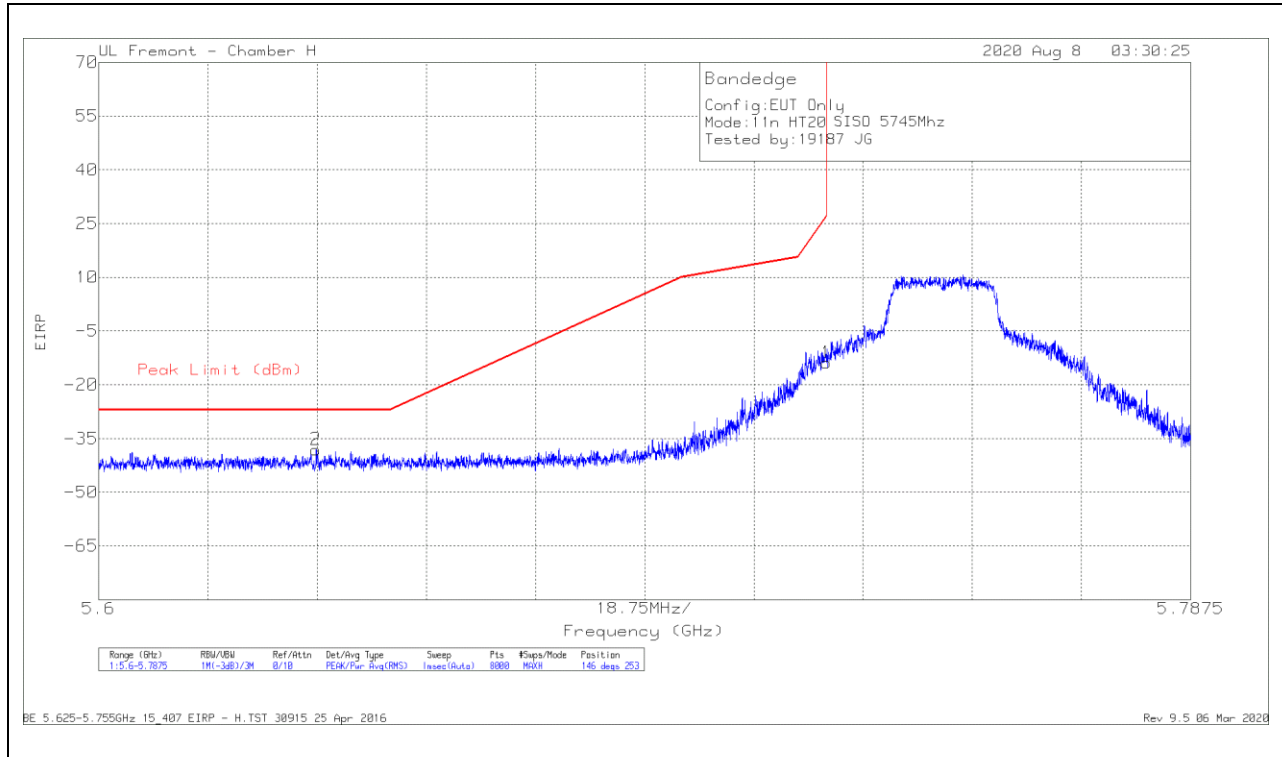
ADR - U-NII AD primary method, RMS average

1.1.19. TX ABOVE 1 GHz 802.11n HT20 MODE IN THE 5.8 GHz BAND

ANTENNA 6

BANDEDGE (LOW CHANNEL)

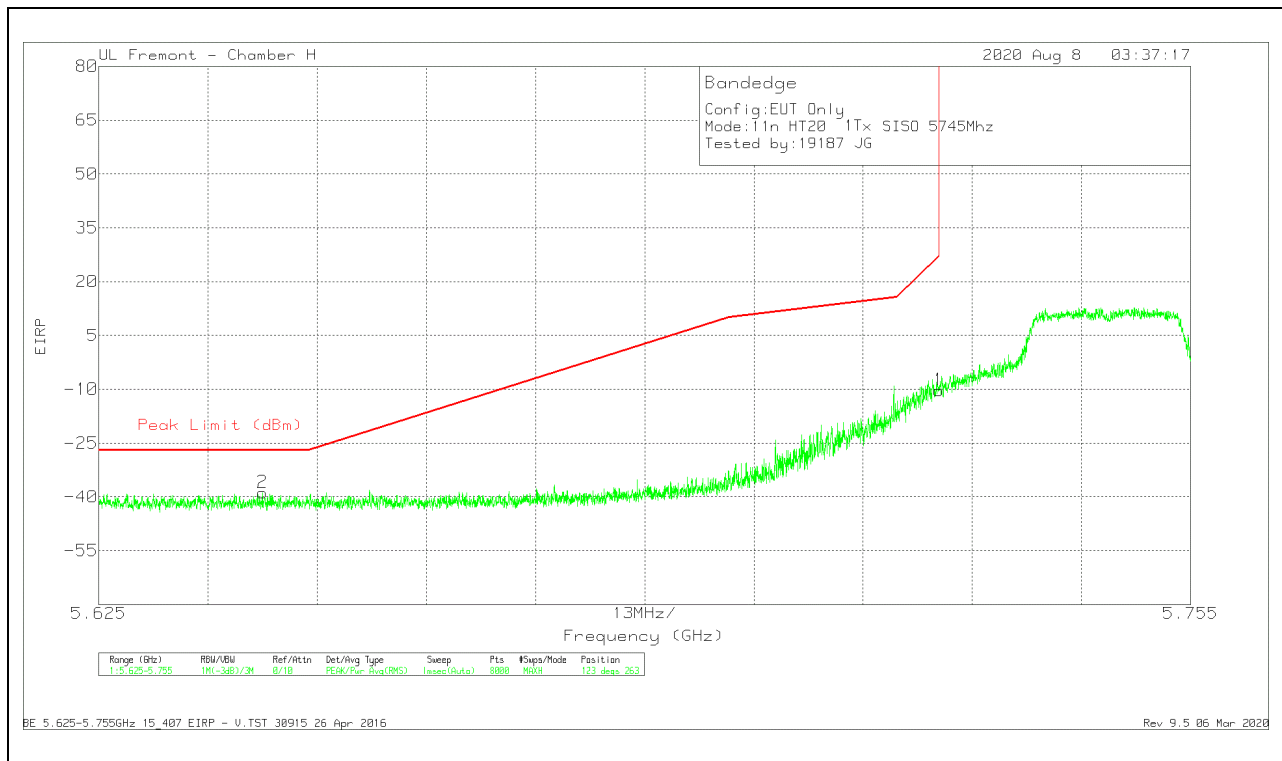
HORIZONTAL RESULT



Marker	Frequency (GHz)	Meter Reading (dBm)	Det	AF T863 (dB/m)	Amp/Cbl/Fitr/Par d (dB)	Conversion Factor (dB)	Corrected Reading EIRP	Peak Limit (dBm)	PK Margin (dB)	Azimuth (Degs)	Height (cm)	Polarity
2	5.63732	-64.01	PK	35.1	-21	11.8	-38.11	-27	-11.11	146	253	H
1	5.72498	-39.57	PK	35	-21.1	11.8	-13.87	26.96	-40.83	146	253	H

Pk - Peak detector

VERTICAL RESULT

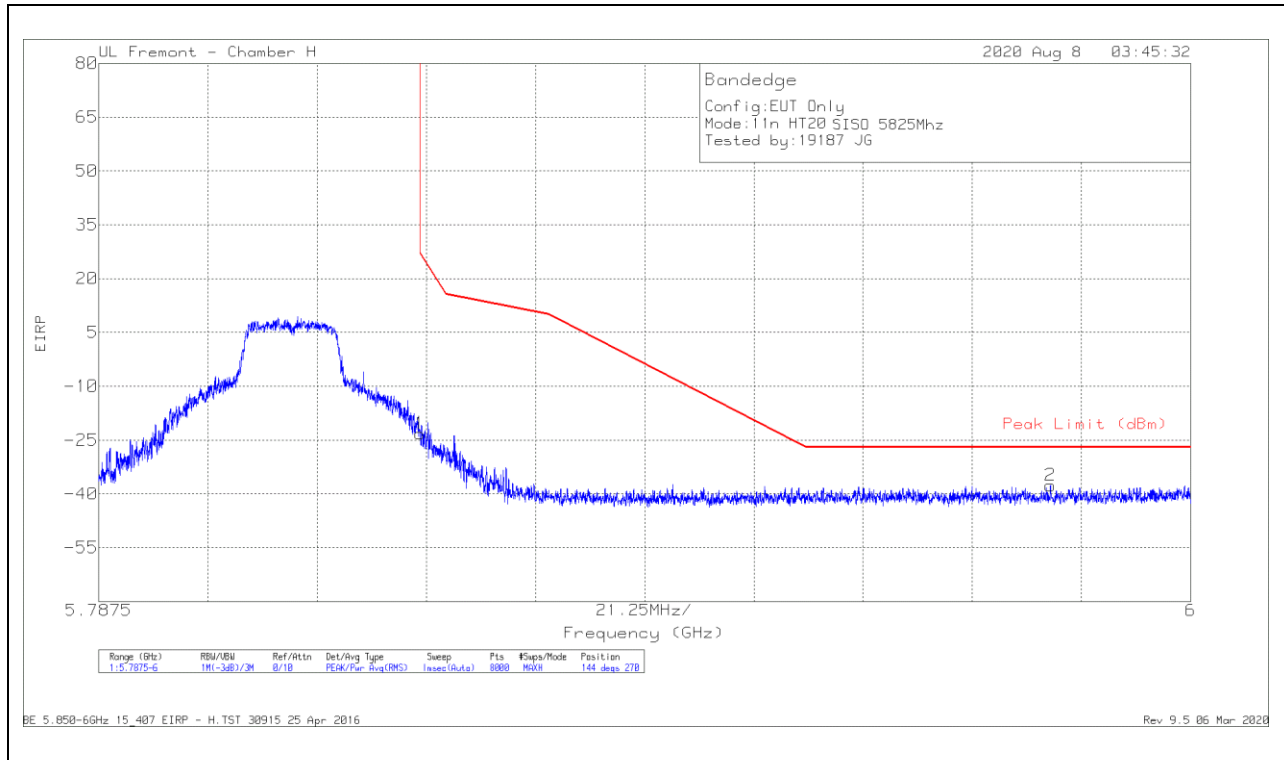


Marker	Frequency (GHz)	Meter Reading (dBm)	Det	AF T863 (dB/m)	Amp/Cbl/Filtr/Pad (dB)	Conversion Factor (dB)	Corrected Reading EIRP	Peak Limit (dBm)	PK Margin (dB)	Azimuth (Degs)	Height (cm)	Polarity
2	5.64449	-64.68	Pk	35.2	-21.1	11.8	-38.78	-27	-11.78	123	263	V
1	5.725	-35.98	Pk	35	-21.1	11.8	-10.28	27	-37.28	123	263	V

Pk - Peak detector

BANDEDGE (HIGH CHANNEL)

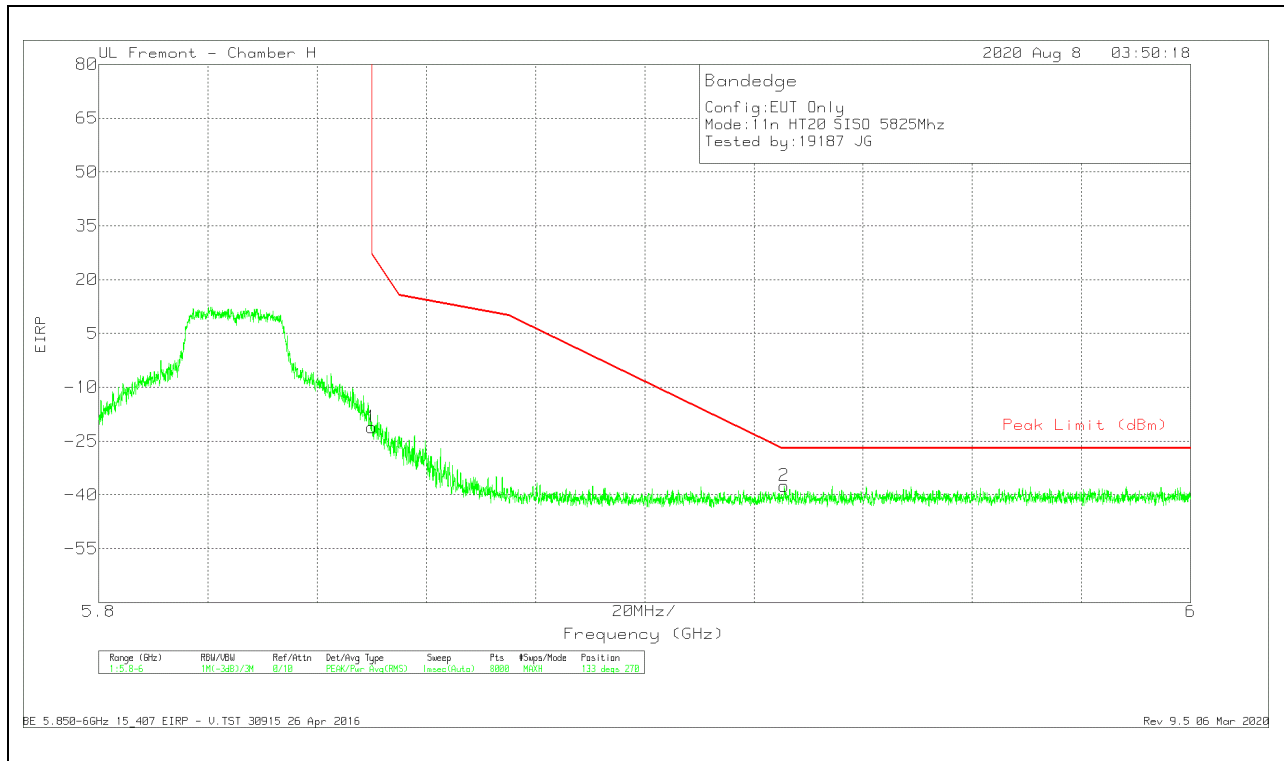
HORIZONTAL RESULT



Marker	Frequency (GHz)	Meter Reading (dBm)	Det	AF T863 (dB/m)	Amp/Cbl/Filtr/PA d (dB)	Conversion Factor (dB)	Corrected Reading EIRP	Peak Limit (dBm)	PK Margin (dB)	Azimuth (Degs)	Height (cm)	Polarity
1	5.85001	-49.32	Pk	35	-20.7	11.8	-23.22	26.98	-50.2	144	270	H
2	5.97272	-64.23	Pk	35.2	-20.4	11.8	-37.63	-27	-10.63	144	270	H

Pk - Peak detector

VERTICAL RESULT



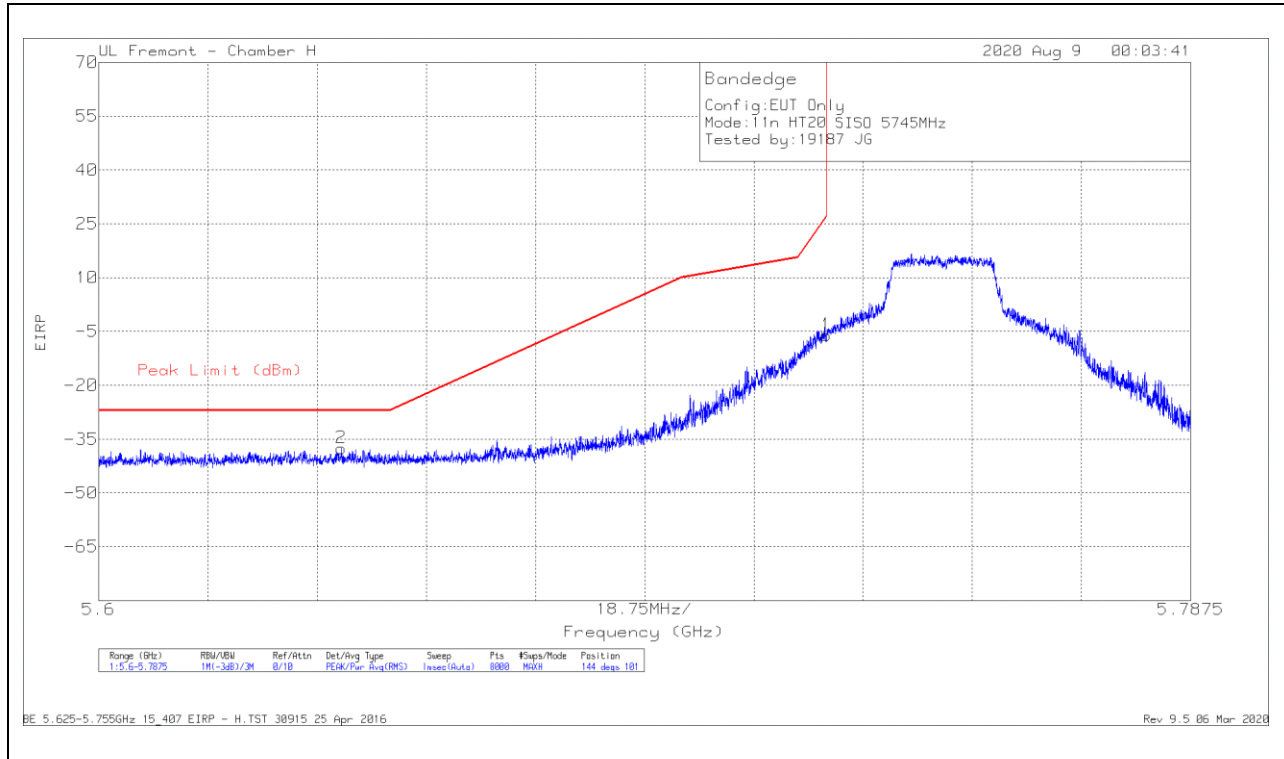
Marker	Frequency (GHz)	Meter Reading (dBm)	Det	AF T863 (dB/m)	Amp/Cbl/Fitr/Pad (dB)	Conversion Factor (dB)	Corrected Reading EIRP	Peak Limit (dBm)	PK Margin (dB)	Azimuth (Degs)	Height (cm)	Polarity
1	5.85001	-47.22	Pk	35	-20.7	11.8	-21.12	26.99	-48.11	133	270	V
2	5.92557	-63.97	Pk	35.1	-20.4	11.8	-37.47	-27	-10.47	133	270	V

Pk - Peak detector

ANTENNA 5

BANDEDGE (LOW CHANNEL)

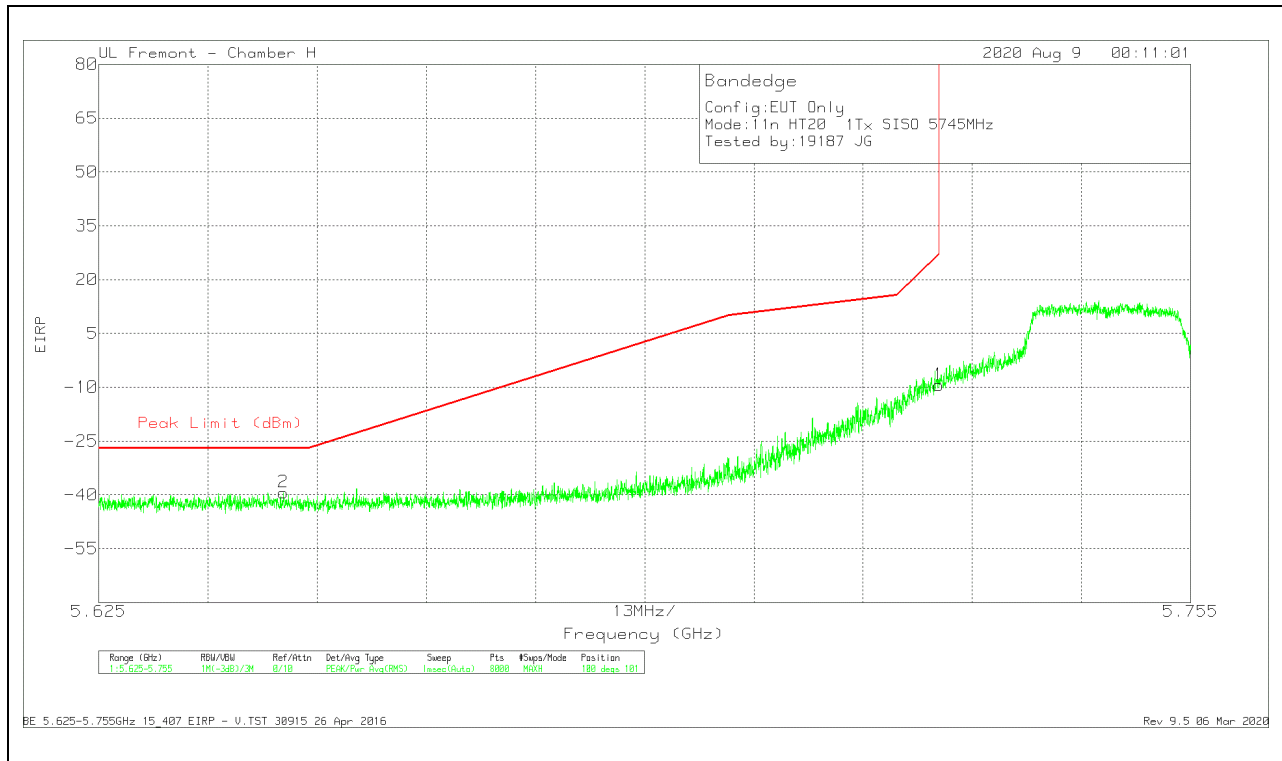
HORIZONTAL RESULT



Marker	Frequency (GHz)	Meter Reading (dBm)	Det	AF T863 (dB/m)	Amp/Cbl/Filtr/Parad (dB)	Conversion Factor (dB)	Corrected Reading EIRP	Peak Limit (dBm)	PK Margin (dB)	Azimuth (Degs)	Height (cm)	Polarity
2	5.64165	-63.41	Pk	35.2	-21.1	11.8	-37.51	-27	-10.51	144	101	H
1	5.72498	-31.72	Pk	35	-21.1	11.8	-6.02	26.96	-32.98	144	101	H

Pk - Peak detector

VERTICAL RESULT

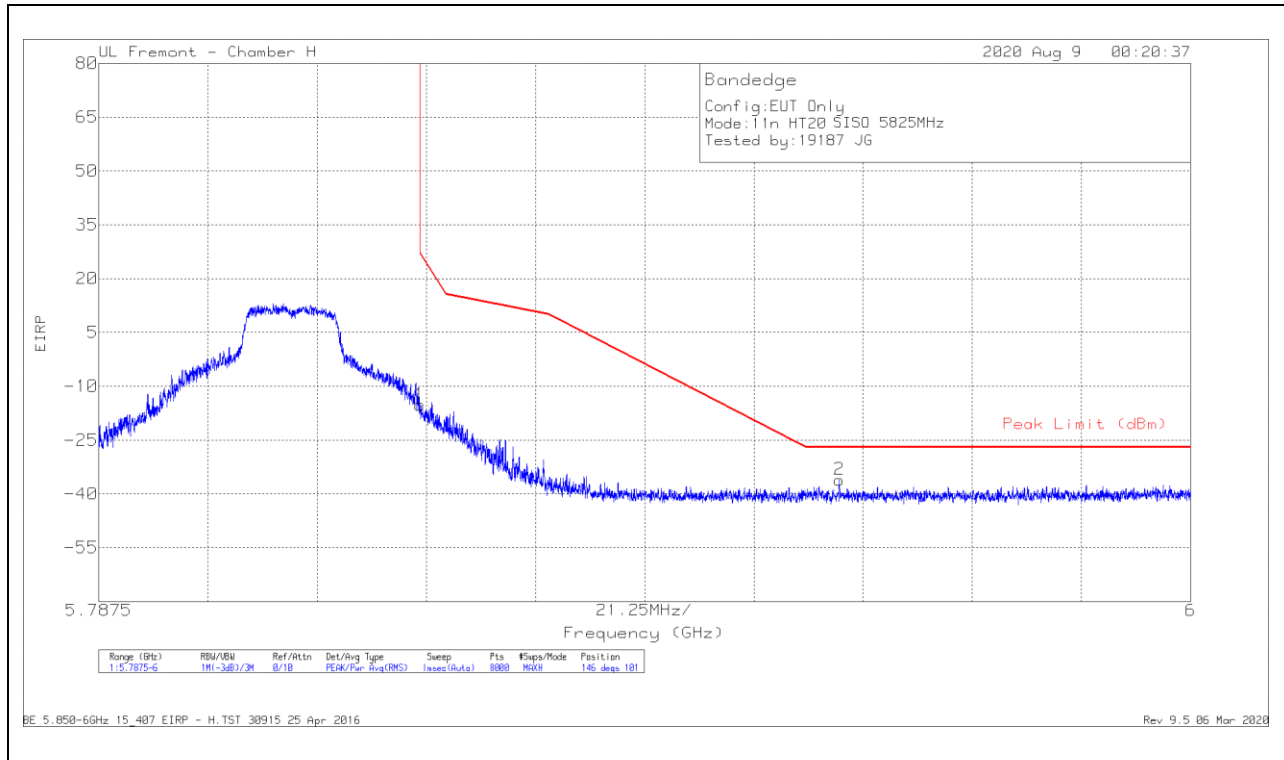


Marker	Frequency (GHz)	Meter Reading (dBm)	Det	AF T863 (dB/m)	Amp/Cbl/Fitr/Pad (dB)	Conversion Factor (dB)	Corrected Reading EIRP	Peak Limit (dBm)	PK Margin (dB)	Azimuth (Degs)	Height (cm)	Polarity
2	5.64699	-65.2	Pk	35.1	-21	11.8	-39.3	-27	-12.3	100	101	V
1	5.725	-35.05	Pk	35	-21.1	11.8	-9.35	27	-36.35	100	101	V

Pk - Peak detector

BANDEDGE (HIGH CHANNEL)

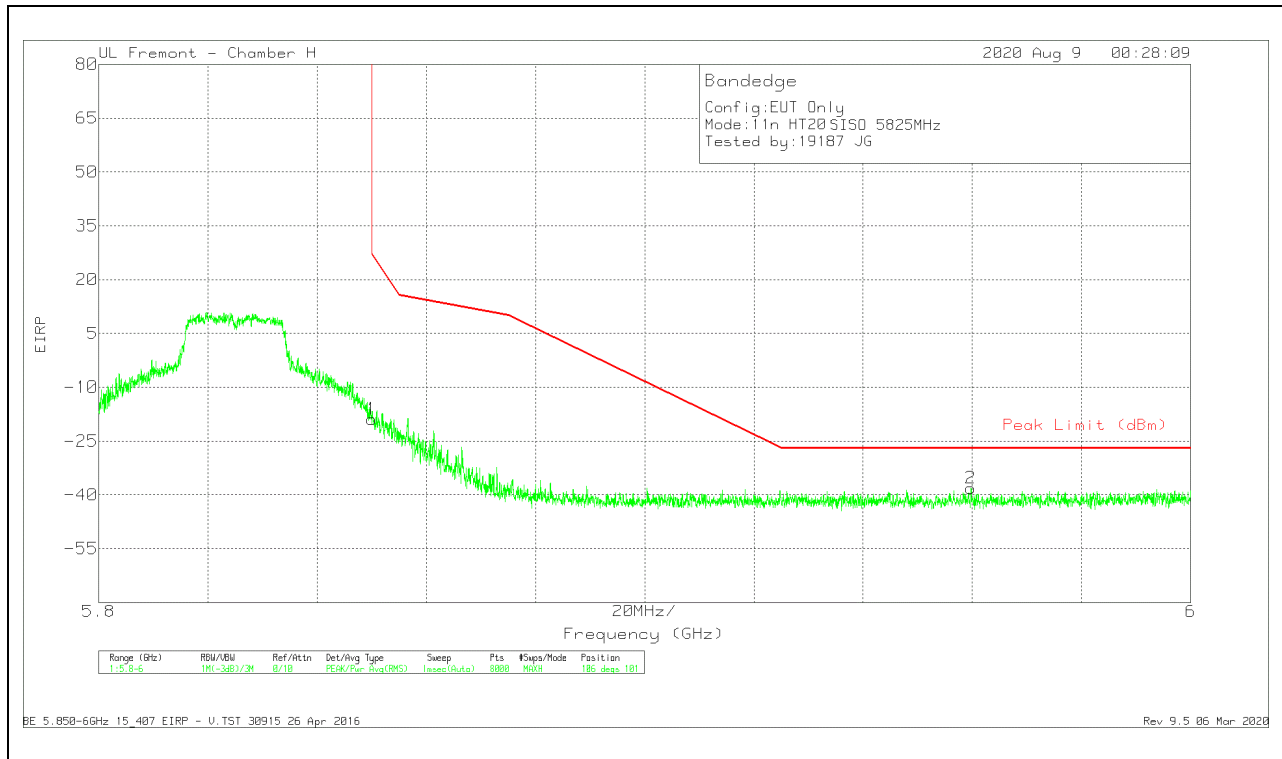
HORIZONTAL RESULT



Marker	Frequency (GHz)	Meter Reading (dBm)	Det	AF T863 (dB/m)	Amp/Cbl/Filtr/Par d (dB)	Conversion Factor (dB)	Corrected Reading EIRP	Peak Limit (dBm)	PK Margin (dB)	Azimuth (Degs)	Height (cm)	Polarity
1	5.85001	-41.25	Pk	35	-20.7	11.8	-15.15	26.98	-42.13	146	101	H
2	5.93162	-62.44	Pk	35.1	-20.5	11.8	-36.04	-27	-9.04	146	101	H

Pk - Peak detector

VERTICAL RESULT



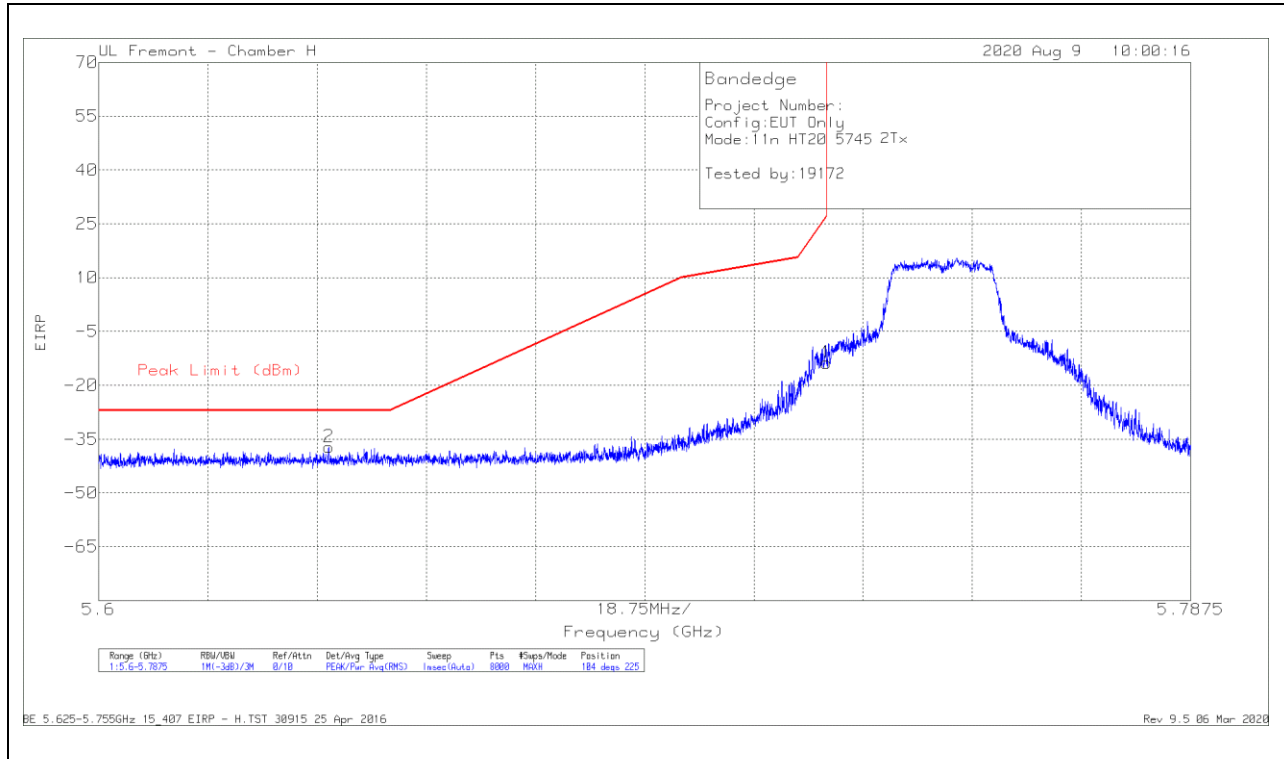
Marker	Frequency (GHz)	Meter Reading (dBm)	Det	AF T863 (dB/m)	Amp/Cbl/Fitr/Pad (dB)	Conversion Factor (dB)	Corrected Reading EIRP	Peak Limit (dBm)	PK Margin (dB)	Azimuth (Degs)	Height (cm)	Polarity
1	5.85001	-45.01	Pk	35	-20.7	11.8	-18.91	26.99	-45.9	106	101	V
2	5.95977	-64.74	Pk	35.1	-20.3	11.8	-38.14	-27	-11.14	106	101	V

Pk - Peak detector

2TX ANTENNA 6 + ANTENNA 5 CDD MODE

BANDEDGE (LOW CHANNEL)

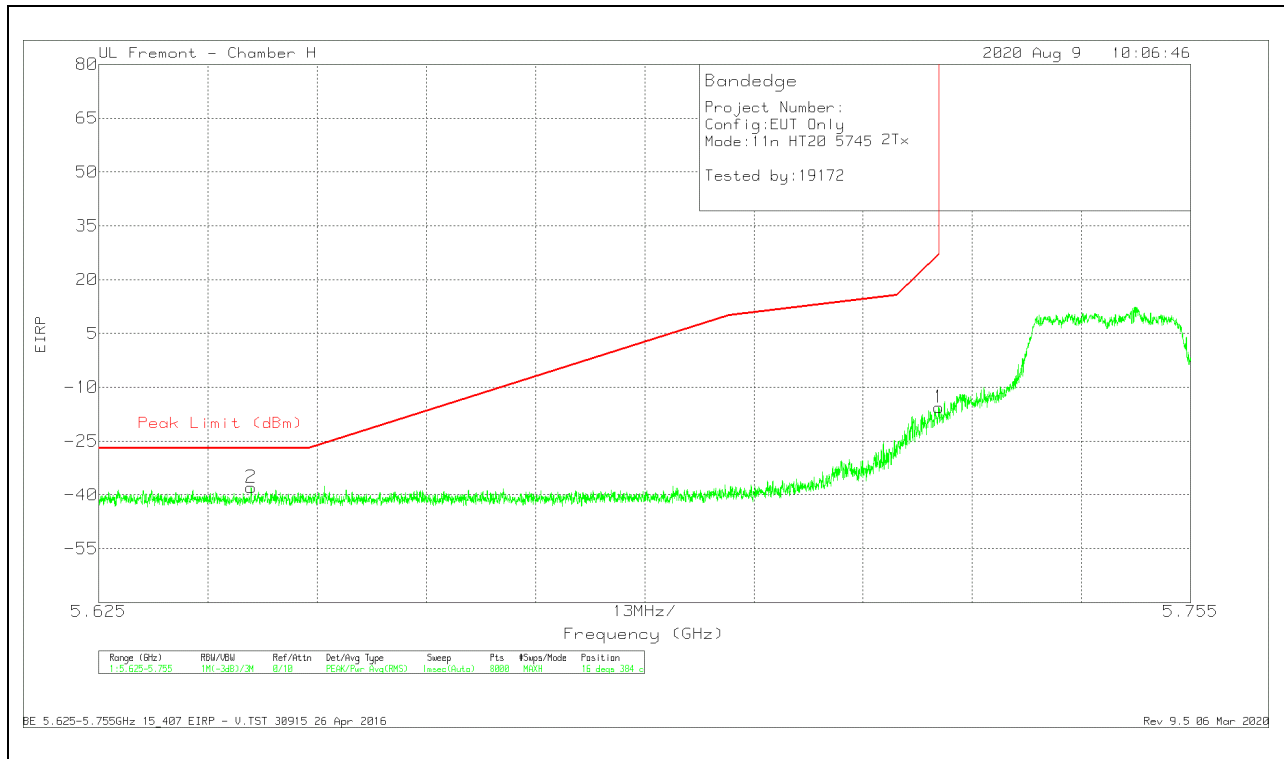
HORIZONTAL RESULT



Marker	Frequency (GHz)	Meter Reading (dBm)	Det	AFT863 (dB/m)	Amp/Cb/Filt/P ad (dB)	Conversion Factor (dB)	DC Corr (dB)	Corrected Reading EIRP	Peak Limit (dBm)	PK Margin (dB)	Azimuth (Degs)	Height (cm)	Polarity
2	5.6395	-63.19	Pk	35.2	-21	11.8	0	-37.19	-27	-10.19	104	225	H
1	5.72498	-39.42	Pk	35	-21.1	11.8	0	-13.72	26.96	-40.68	104	225	H

Pk - Peak detector

VERTICAL RESULT

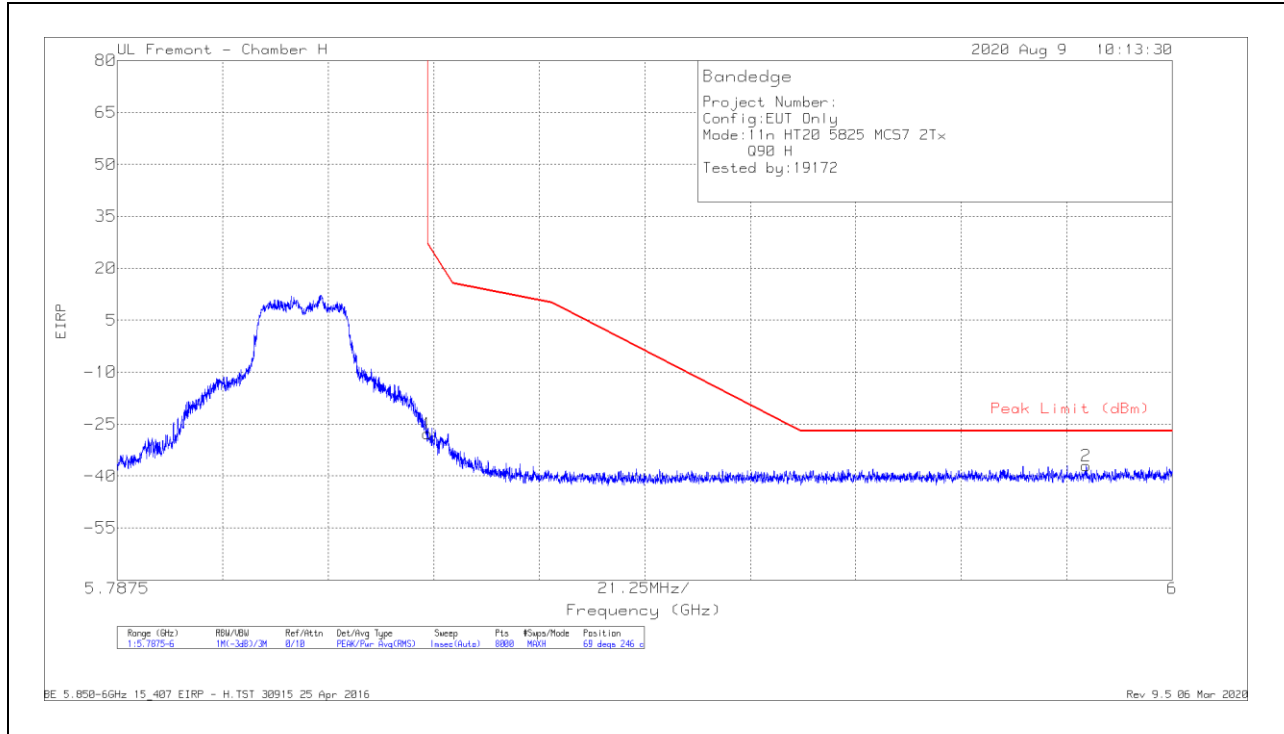


Marker	Frequency (GHz)	Meter Reading (dBm)	Det	AF T863 (dB/m)	Amp/Cbl/Filtr/Pad (dB)	Conversion Factor (dB)	DC Corr (dB)	Corrected Reading EIRP	Peak Limit (dBm)	PK Margin (dB)	Azimuth (Degs)	Height (cm)	Polarity
2	5.64314	-63.79	Pk	35.2	-21.1	11.8	0	-37.89	-27	-10.89	16	384	V
1	5.725	-41.25	Pk	35	-21.1	11.8	0	-15.55	27	-42.55	16	384	V

Pk - Peak detector

BANDEDGE (HIGH CHANNEL)

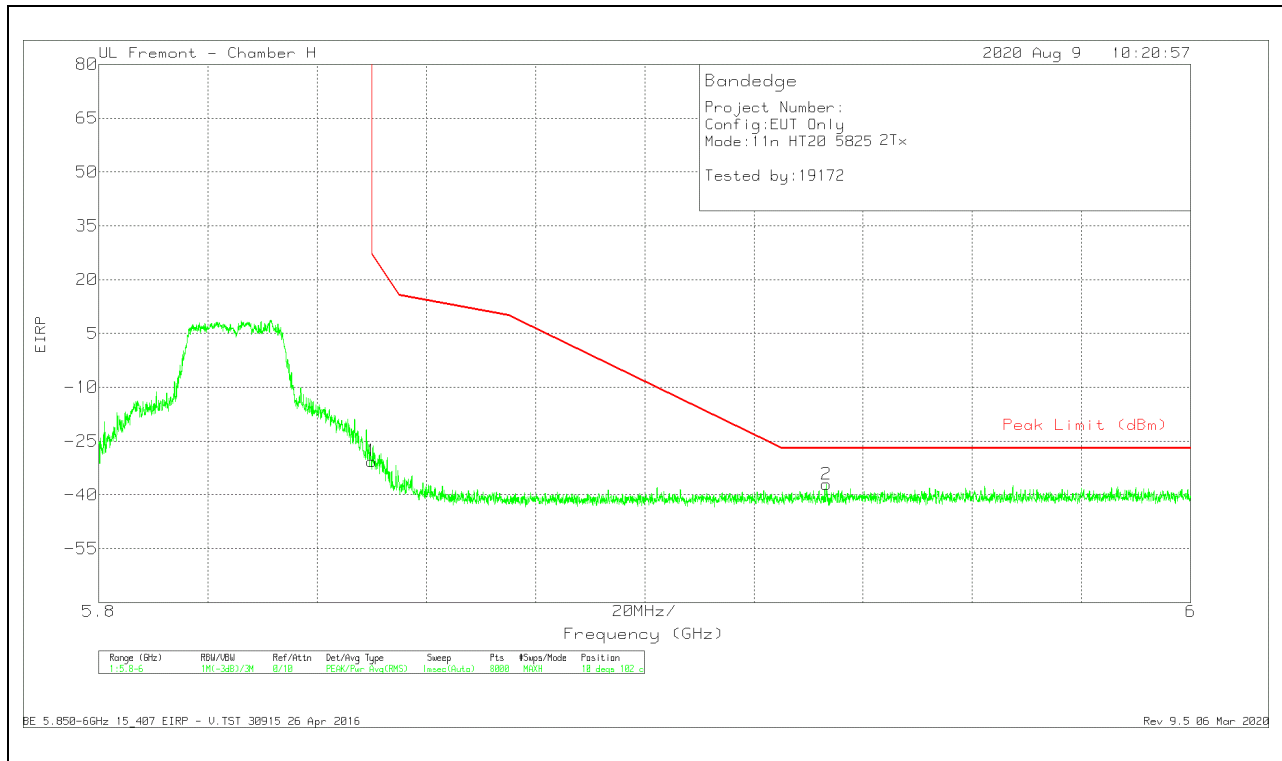
HORIZONTAL RESULT



Marker	Frequency (GHz)	Meter Reading (dBm)	Det	AF T863 (dB/m)	Amp/Cbl/Filtr/P ad (dB)	Conversion Factor (dB)	DC Corr (dB)	Corrected Reading EIRP	Peak Limit (dBm)	PK Margin (dB)	Azimuth (Degs)	Height (cm)	Polarity
1	5.85001	-53.92	Pk	35	-20.7	11.8	0	-27.82	26.98	-54.8	69	246	H
2	5.98265	-63.63	Pk	35.2	-20.4	11.8	0	-37.03	-27	-10.03	69	246	H

Pk - Peak detector

VERTICAL RESULT

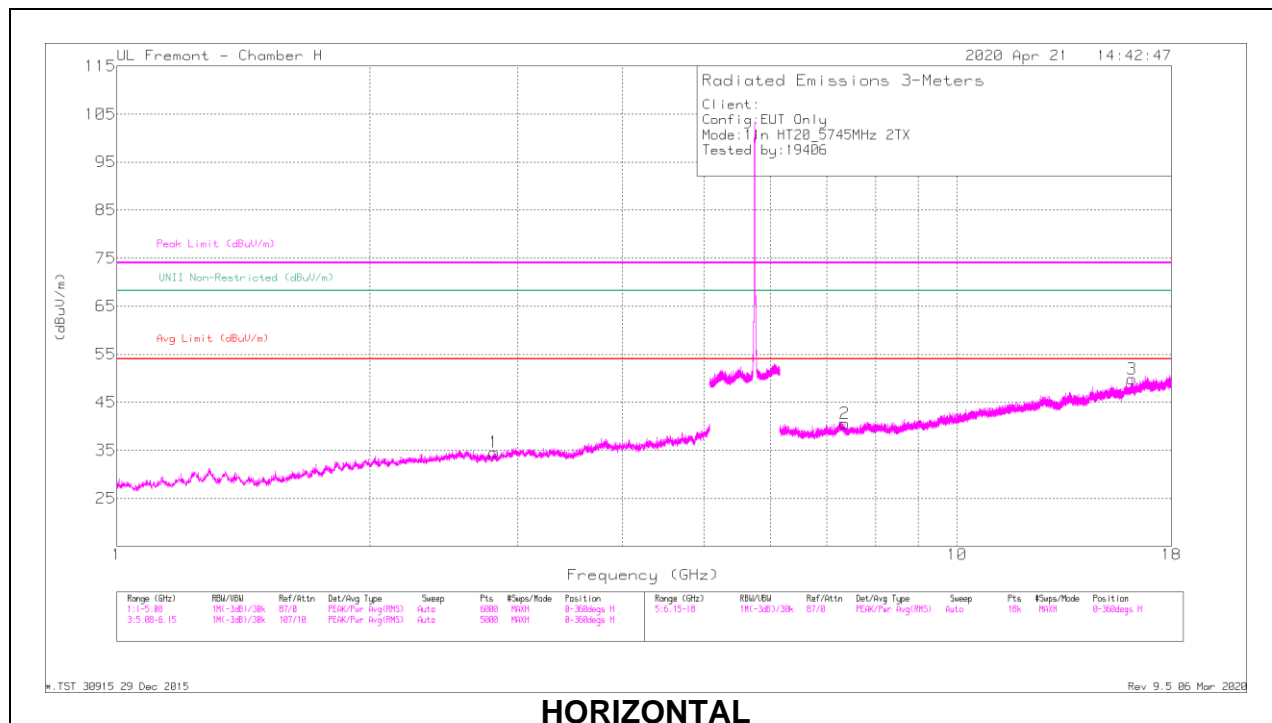


Marker	Frequency (GHz)	Meter Reading (dBm)	Det	AF T863 (dB/m)	Amp/Cbl/Filtr/Pad (dB)	Conversion Factor (dB)	DC Corr (dB)	Corrected Reading EIRP	Peak Limit (dBm)	PK Margin (dB)	Azimuth (Degs)	Height (cm)	Polarity
1	5.85001	-56.7	Pk	35	-20.7	11.8	0	-30.6	26.99	-57.59	10	102	V
2	5.93329	-63.47	Pk	35.1	-20.5	11.8	0	-37.07	-27	-10.07	10	102	V

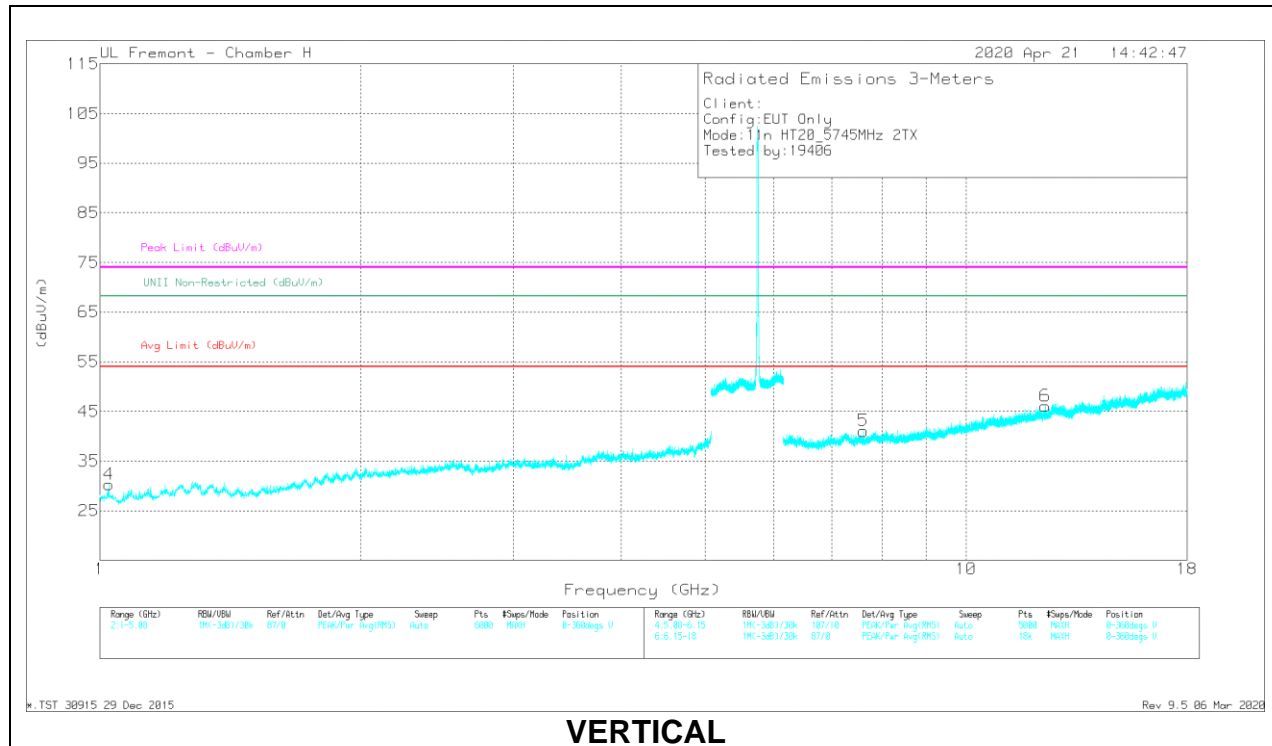
Pk - Peak detector

HARMONICS AND SPURIOUS EMISSIONS

LOW CHANNEL RESULTS



HORIZONTAL



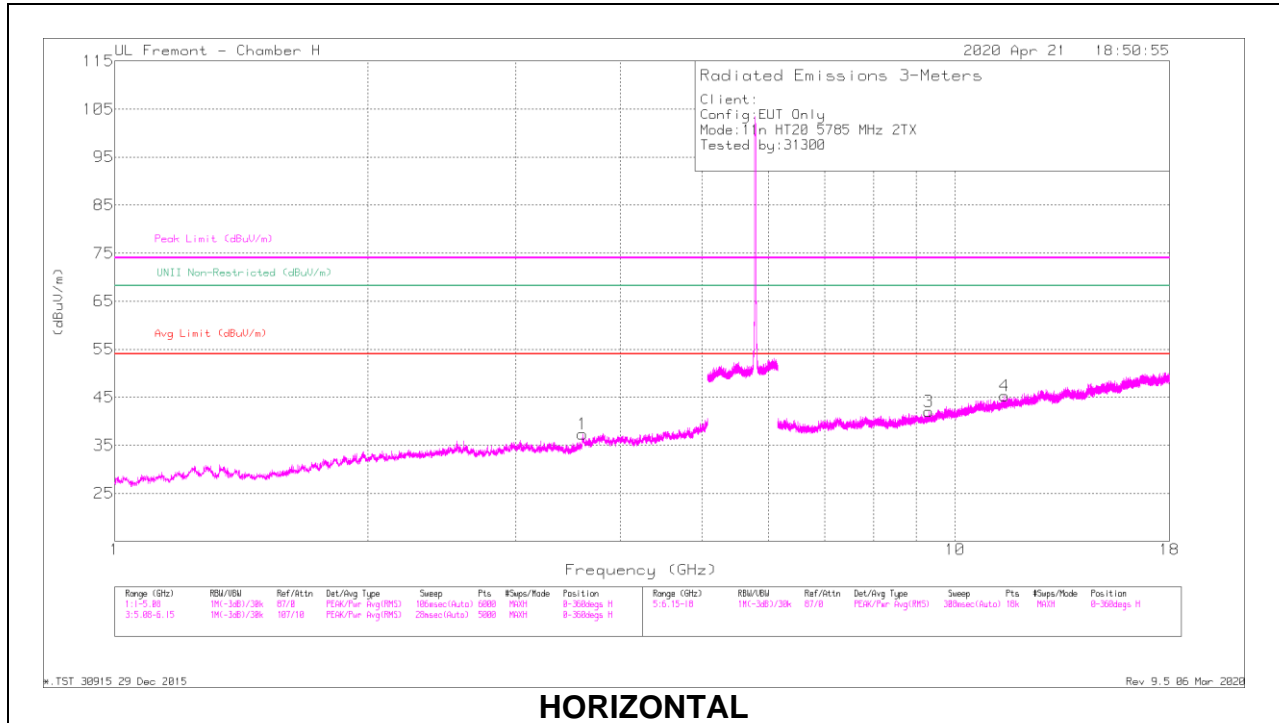
VERTICAL

RADIATED EMISSIONS

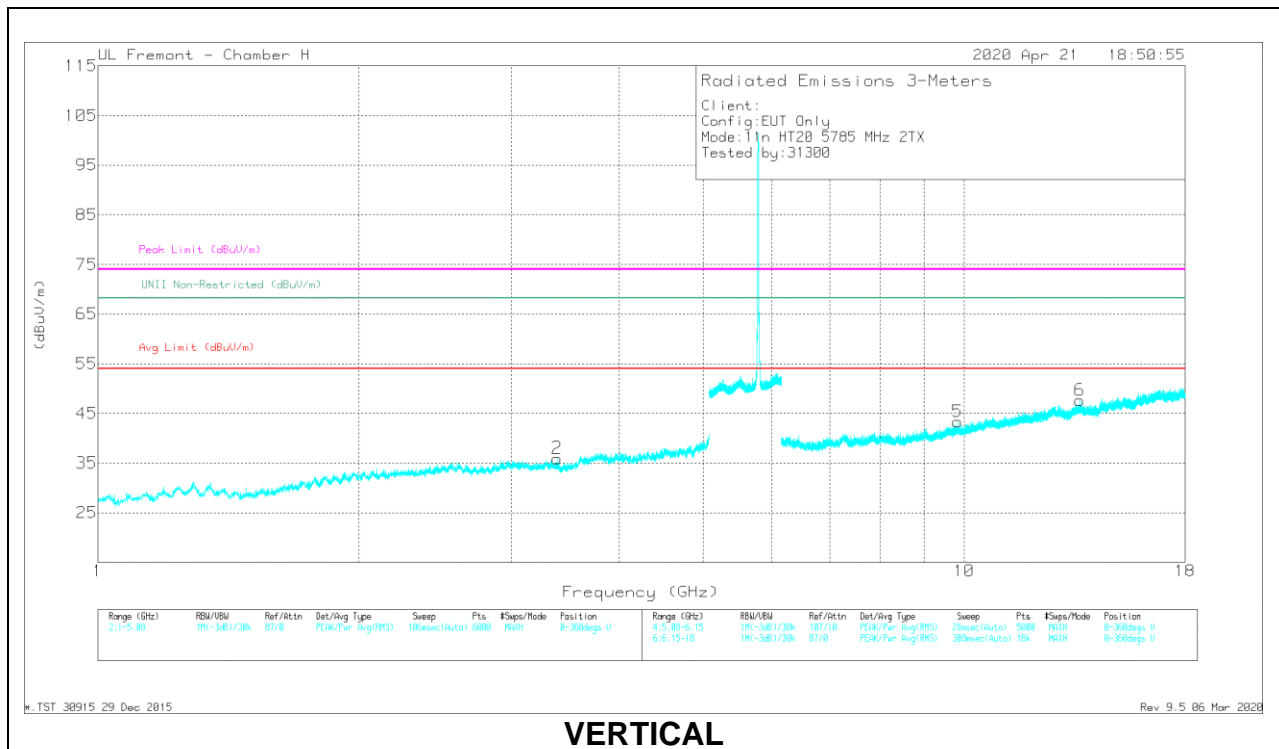
Marker1	Frequency (GHz)	Meter Reading (dBuV)	Det	AF T863 (dB/m)	Amp/Cbl/Ftr/Pad (dB)	DC Corr (dB)	Corrected Reading (dBuV/m)	Avg Limit (dBuV/m)	Margin (dB)	Peak Limit (dBuV/m)	PK Margin (dB)	UNII Non-Restricted (dBuV/m)	PK Margin (dB)	Azimuth (Degs)	Height (cm)	Polarity
1	* 2.81226	42.77	PK-U	32.4	-33.7	0	41.47	-	-	74	-32.53	-	-	76	175	H
	* 2.81451	31.6	ADR	32.4	-33.7	0.58	30.88	54	-23.12	-	-	-	-	76	175	H
4	* 1.02438	45.18	PK-U	27.2	-36	0	38.38	-	-	74	-37.62	-	-	159	137	V
	* 1.02511	33.21	ADR	27.2	-36	0.58	24.99	54	-29.01	-	-	-	-	159	137	V
2	* 7.34973	39.15	PK-U	36.1	-28.2	0	47.05	-	-	74	-26.95	-	-	75	193	H
	* 7.35161	28.11	ADR	36	-28.2	0.58	36.49	54	-17.51	-	-	-	-	75	193	H
3	* 16.1484	36.81	PK-U	41.7	-22.9	0	55.61	-	-	74	-18.39	-	-	129	157	H
	* 16.1485	25.92	ADR	41.7	-22.9	0.58	45.3	54	-8.7	-	-	-	-	129	157	H
5	* 7.60846	38.36	PK-U	36.1	-27.9	0	46.56	-	-	74	-27.44	-	-	227	274	V
	* 7.60986	27.53	ADR	36.1	-27.9	0.58	36.31	54	-17.69	-	-	-	-	227	274	V
6	* 12.3464	38.51	PK-U	38.9	-24	0	53.41	-	-	74	-20.59	-	-	144	282	V
	* 12.3444	25.92	ADR	38.9	-24	0.58	41.4	54	-12.6	-	-	-	-	144	282	V

* - indicates frequency in CFR47 Pt 15 / IC RSS-Restricted Band
 PK-U - U-NII: Maximum Peak
 ADR - U-NII AD primary method, RMS average

MID CHANNEL RESULTS



HORIZONTAL



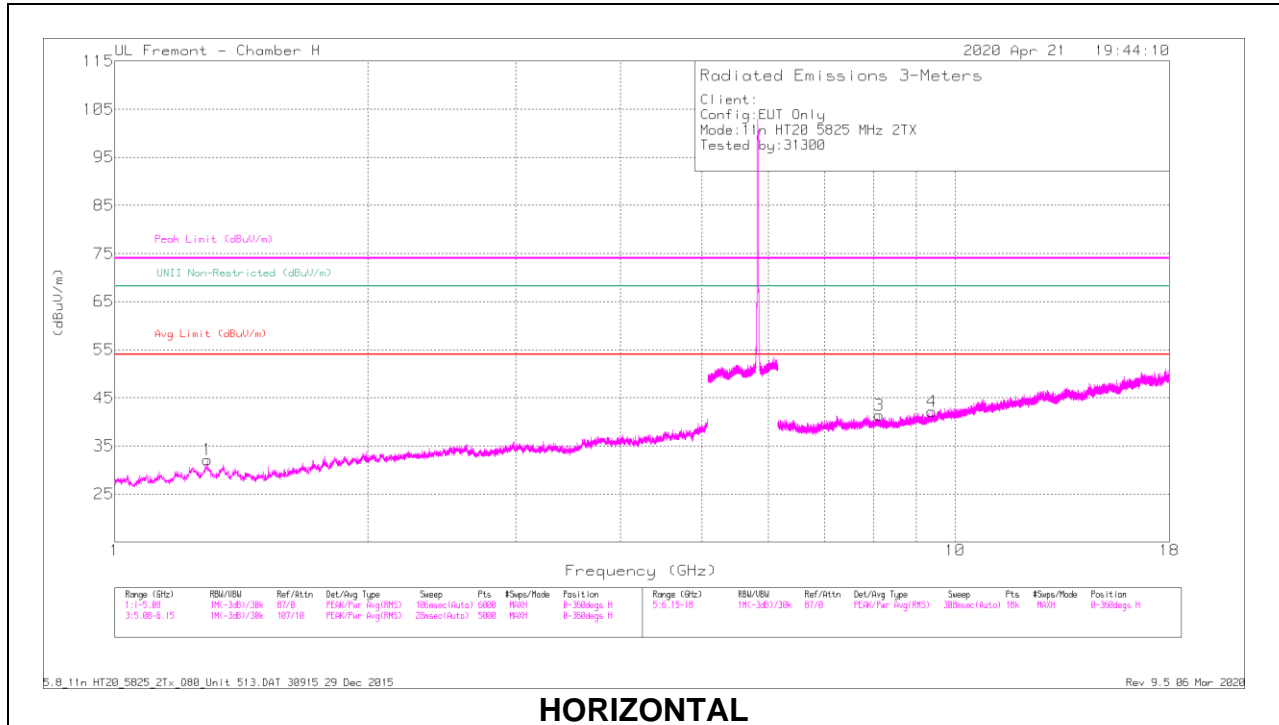
VERTICAL

RADIATED EMISSIONS

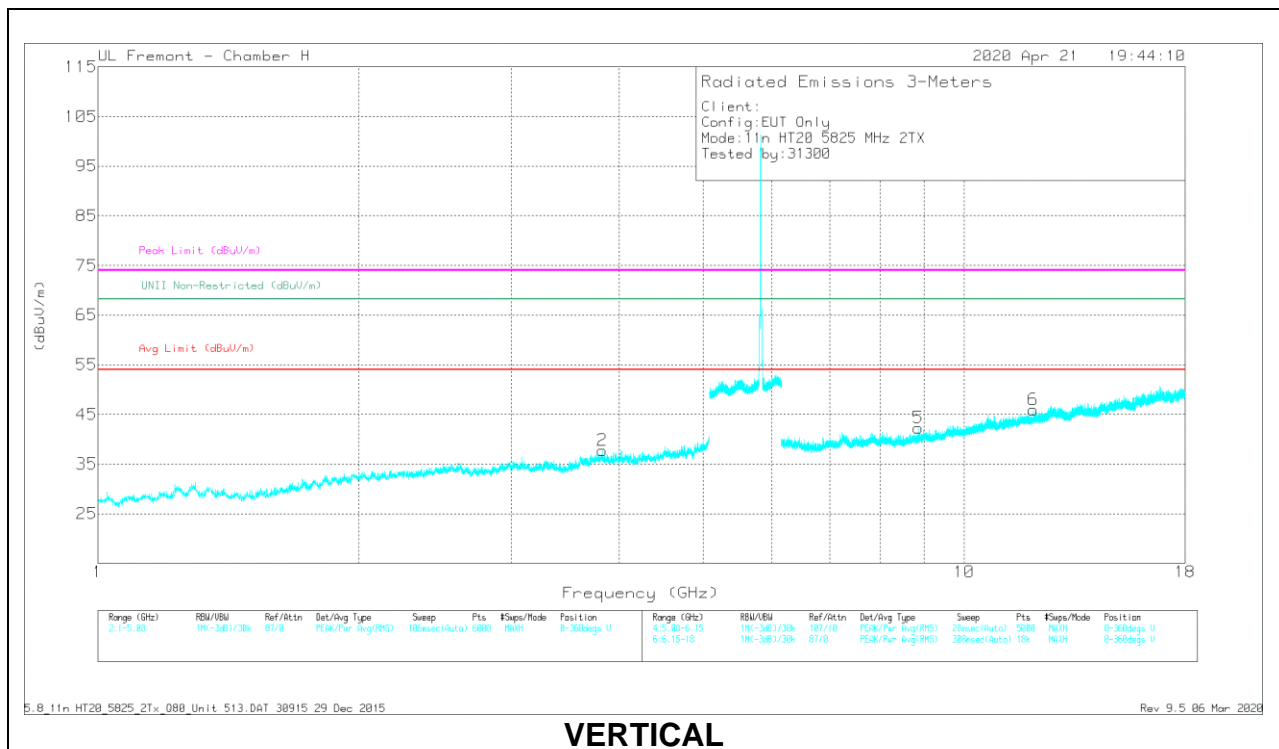
Marker	Frequency (GHz)	Meter Reading (dBuV)	Det	AF T863 (dB/m)	Amp/Cb/Fitr /Pad (dB)	DC Cor (dB)	Corrected Reading (dBuV/m)	Avg Limit (dBuV/m)	Margin (dB)	Peak Limit (dBuV/m)	PK Margin (dB)	UNII Non-Restricted (dBuV/m)	PK Margin (dB)	Azimuth (Degs)	Height (cm)	Polarity
1	* 3.6017	43.05	PK-U	33	-32.4	0	43.65	-	-	74	-30.35	-	-	169	156	H
	* 3.60533	31.32	ADR	33	-32.4	0.58	32.5	54	-21.5	-	-	-	-	169	156	H
3	* 9.30514	37.59	PK-U	36.4	-25.5	0	48.49	-	-	74	-25.51	-	-	176	149	H
	* 9.30756	25.91	ADR	36.4	-25.6	0.58	37.29	54	-16.71	-	-	-	-	176	149	H
4	* 11.4600	36.42	PK-U	38.2	-23.7	0	50.92	-	-	74	-23.08	-	-	172	301	H
	* 11.4597	25.26	ADR	38.2	-23.7	0.58	40.34	54	-13.66	-	-	-	-	172	301	H
2	3.3894	41.83	PK-U	32.6	-32.1	0	42.33	-	-	-	-	68.2	-25.87	220	114	V
	3.39113	29.98	ADR	32.6	-32.1	0.58	31.06	-	-	-	-	-	-	220	114	V
5	9.83136	37.4	PK-U	36.9	-24.4	0	49.9	-	-	-	-	-	-	341	260	V
	9.83151	25.52	ADR	36.9	-24.4	0.58	38.6	-	-	-	-	-	-	341	260	V
6	13.60255	25.85	ADR	39.8	-23	0.58	43.23	-	-	-	-	-	-	56	101	V
	13.60473	37.47	PK-U	39.7	-23.2	0	53.97	-	-	-	-	68.2	-14.23	56	101	V

* - indicates frequency in CFR47 Pt 15 / IC RSS-Restricted Band
 PK-U - U-NII: Maximum Peak
 ADR - U-NII AD primary method, RMS average

HIGH CHANNEL RESULTS



HORIZONTAL



VERTICAL

RADIATED EMISSIONS

Marker	Frequency (GHz)	Meter Reading (dBuV)	Det	AF T863 (dB/m)	Amp/Cb/Fitr/Paid (dB)	DC Corr (dB)	Corrected Reading (dBuV/m)	Avg Limit (dBuV/m)	Margin (dB)	Peak Limit (dBuV/m)	PK Margin (dB)	UNII Non-Restricted (dBuV/m)	PK Margin (dB)	Azimuth (Degs)	Height (cm)	Polarity
1	* 1.28917	44.79	PK-U	29.2	-35.1	0	38.89	-	-	74	-35.11	-	-	90	140	H
	* 1.29032	32.66	ADR	29.1	-35.1	0.58	27.24	54	-26.76	-	-	-	-	90	140	H
2	* 3.82043	42.86	PK-U	33.6	-32	0	44.46	-	-	74	-29.54	-	-	20	258	V
	* 3.82087	31.3	ADR	33.6	-32	0.58	33.48	54	-20.52	-	-	-	-	20	258	V
3	* 8.12184	38.79	PK-U	36.1	-26.9	0	47.99	-	-	74	-26.01	-	-	234	200	H
	* 8.11989	26.78	ADR	36.1	-26.9	0.58	36.56	54	-17.44	-	-	-	-	234	200	H
4	* 9.38553	38.24	PK-U	36.5	-25.6	0	49.14	-	-	74	-24.86	-	-	47	369	H
	* 9.38744	25.83	ADR	36.5	-25.6	0.58	37.31	54	-16.69	-	-	-	-	47	369	H
6	* 12.0176	37.36	PK-U	38.7	-23.8	0	52.26	-	-	74	-21.74	-	-	116	149	V
	* 12.0189	25.16	ADR	38.7	-23.7	0.58	40.74	54	-13.26	-	-	-	-	116	149	V
5	8.8546	26.37	ADR	36.2	-26.4	0.58	36.75	-	-	-	-	-	-	137	249	V
	8.85811	38	PK-U	36.2	-26.4	0	47.8	-	-	-	-	68.2	-20.4	137	249	V

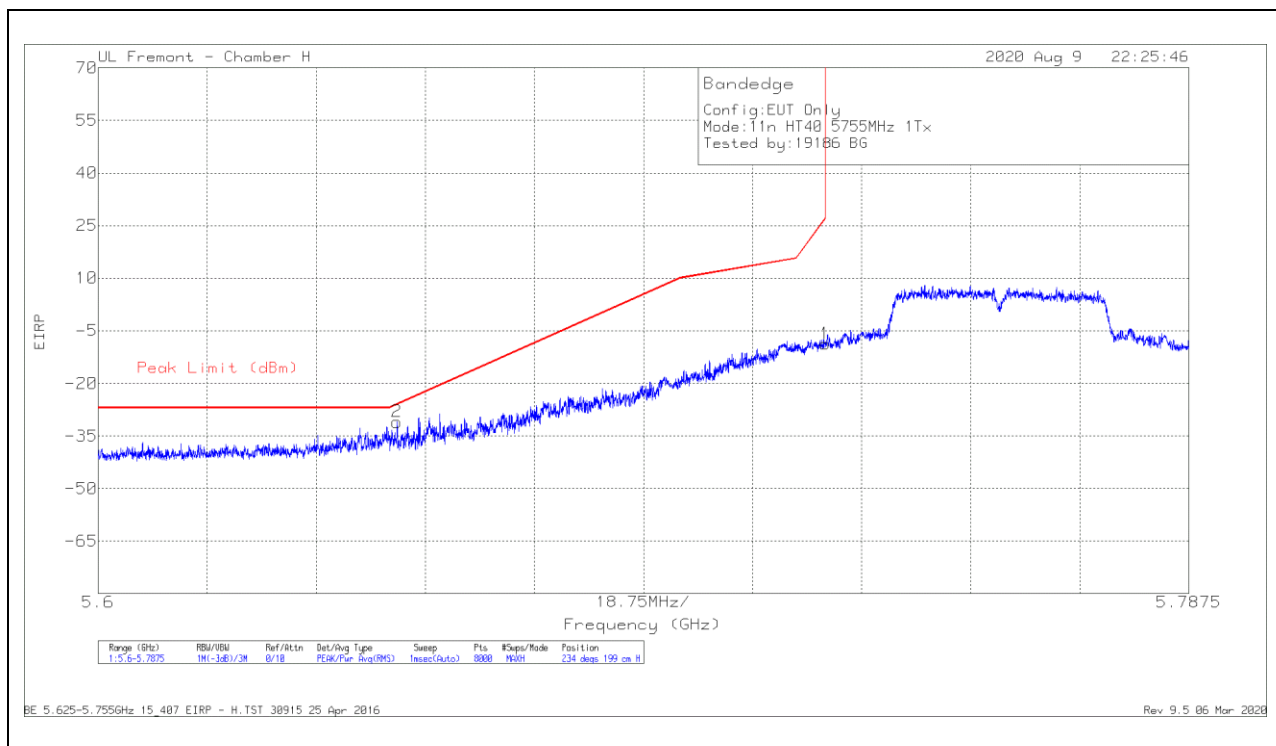
* - indicates frequency in CFR47 Pt 15 / IC RSS-Restricted Band
 PK-U - U-NII: Maximum Peak
 ADR - U-NII AD primary method, RMS average

1.1.20. TX ABOVE 1 GHz 802.11n HT40 MODE IN THE 5.8 GHz BAND

ANTENNA 6

BANDEDGE (LOW CHANNEL)

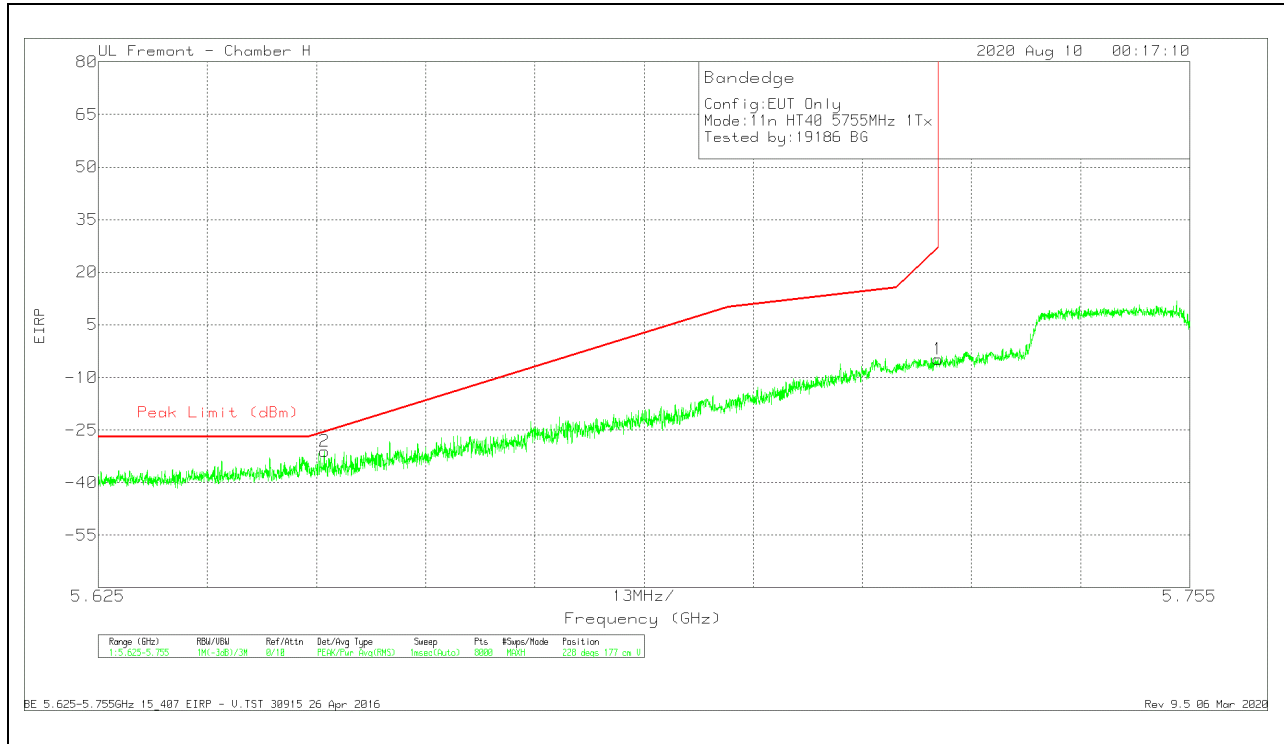
HORIZONTAL RESULT



Marker	Frequency (GHz)	Meter Reading (dBm)	Det	AF T863 (dB/m)	Amp/Cbl/Fitr/Par d (dB)	Conversion Factor (dB)	Corrected Reading EIRP	Peak Limit (dBm)	PK Margin (dB)	Azimuth (Degs)	Height (cm)	Polarity
2	5.65136	-56.8	PK	35.1	-21.1	11.8	-31	-26	-5	234	199	H
1	5.72498	-34.49	PK	35	-21.1	11.8	-8.79	26.96	-35.75	234	199	H

Pk - Peak detector

VERTICAL RESULT

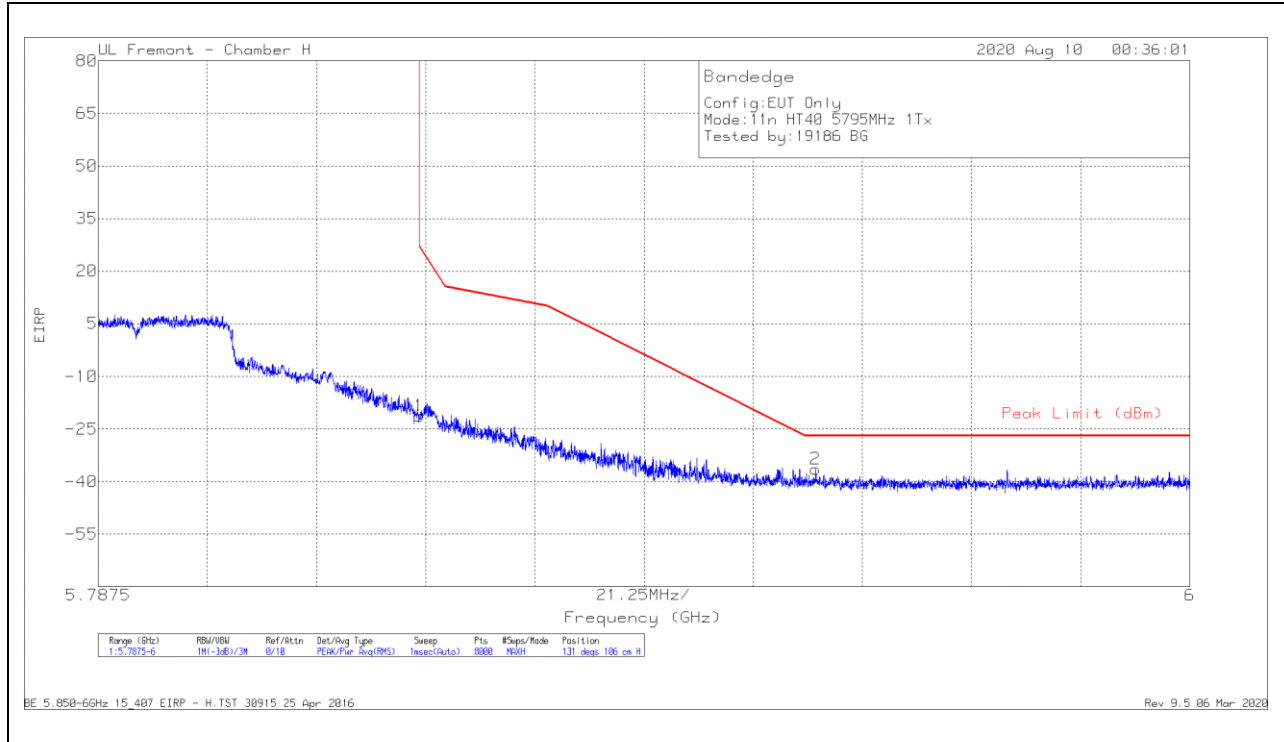


Marker	Frequency (GHz)	Meter Reading (dBm)	Det	AF T863 (dB/m)	Amp/Cb/Fitr/Par d (dB)	Conversion Factor (dB)	Corrected Reading EIRP	Peak Limit (dBm)	PK Margin (dB)	Azimuth (Degs)	Height (cm)	Polarity
2	5.65193	-56.81	Pk	35.1	-21.1	11.8	-31.01	-25.57	-5.44	228	177	V
1	5.725	-30.54	Pk	35	-21.1	11.8	-4.84	27	-31.84	228	177	V

Pk - Peak detector

BANDEDGE (HIGH CHANNEL)

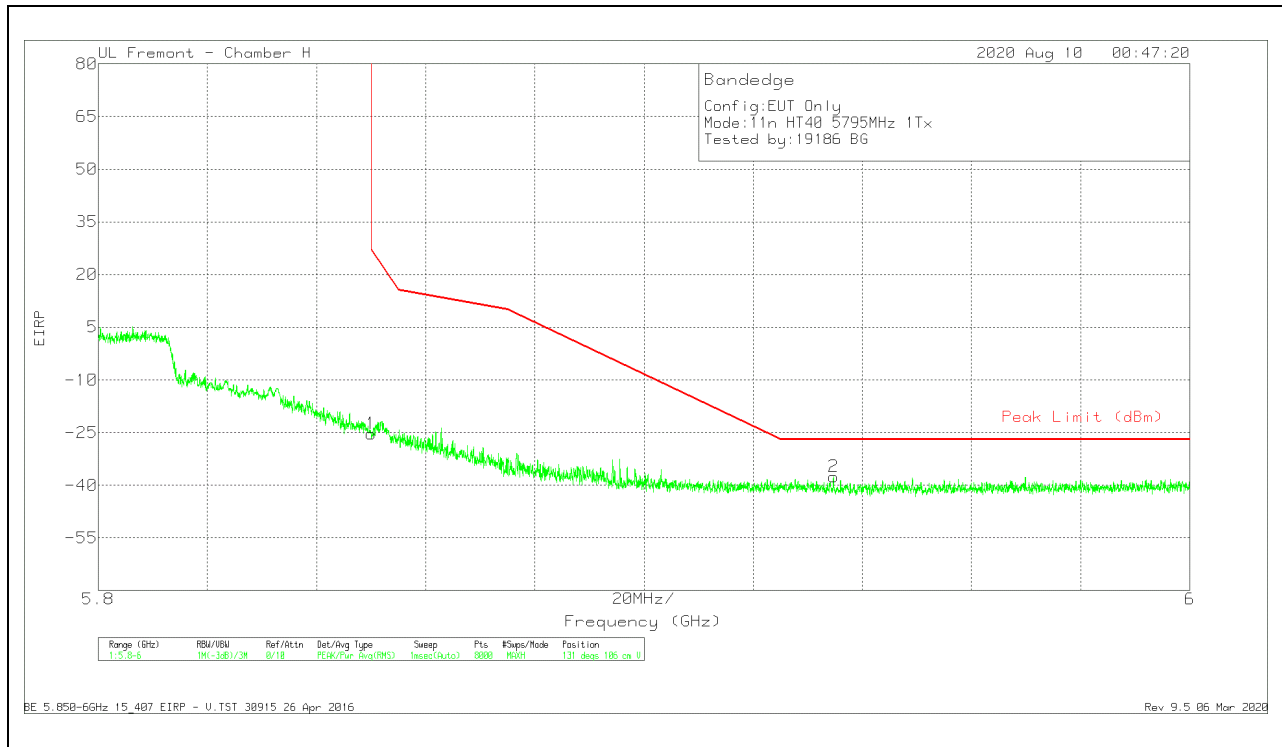
HORIZONTAL RESULT



Marker	Frequency (GHz)	Meter Reading (dBm)	Det	AF T863 (dB/m)	Amp/Cbl/Fitr/Pad (dB)	Conversion Factor (dB)	Corrected Reading EIRP	Peak Limit (dBm)	PK Margin (dB)	Azimuth (Degs)	Height (cm)	Polarity
1	5.85001	-47.37	Pk	35	-20.7	11.8	-21.27	26.98	-48.25	131	106	H
2	5.92716	-63.01	Pk	35.1	-20.4	11.8	-36.51	-27	-9.51	131	106	H

Pk - Peak detector

VERTICAL RESULT



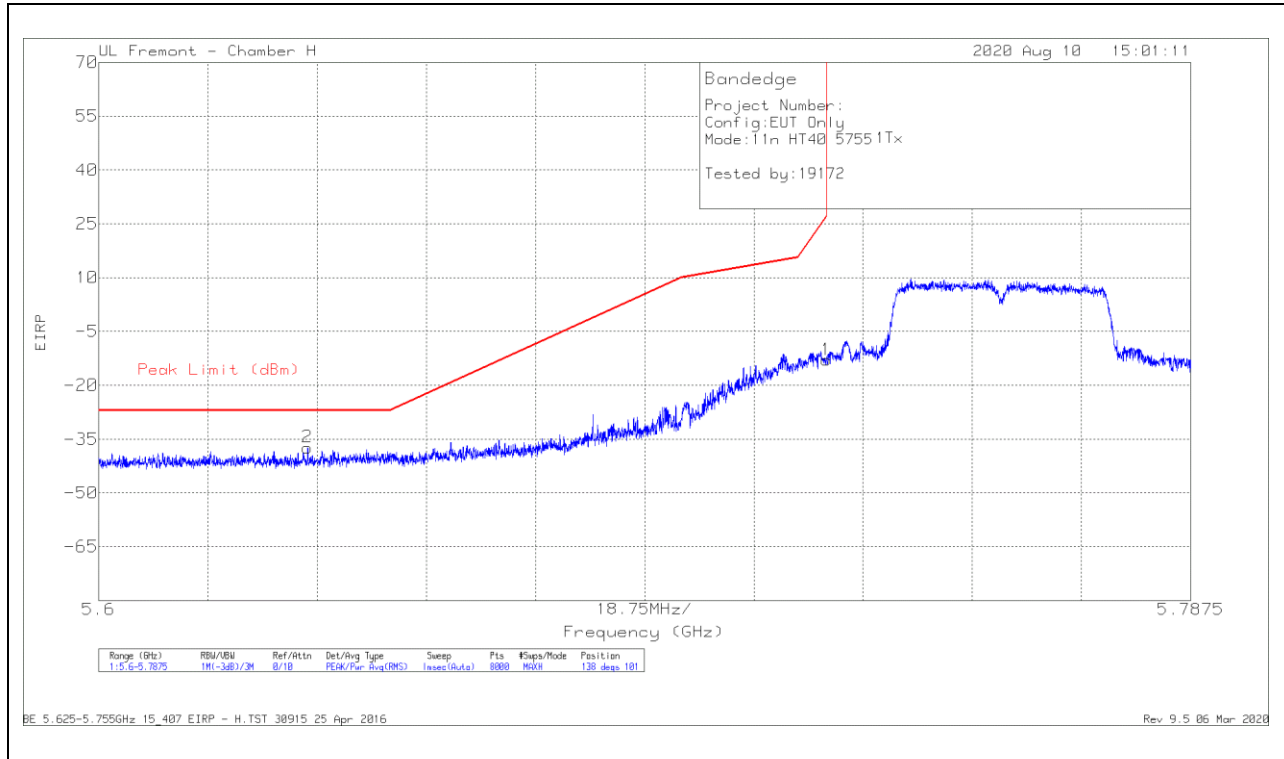
Marker	Frequency (GHz)	Meter Reading (dBm)	Det	AF T863 (dB/m)	Amp/Cbl/Filtr/Pad (dB)	Conversion Factor (dB)	Corrected Reading EIRP	Peak Limit (dBm)	PK Margin (dB)	Azimuth (Degs)	Height (cm)	Polarity
1	5.85001	-51.46	Pk	35	-20.7	11.8	-25.36	26.99	-52.35	131	106	V
2	5.93474	-63.95	Pk	35.1	-20.5	11.8	-37.55	-27	-10.55	131	106	V

Pk - Peak detector

ANTENNA 5

BANDEDGE (LOW CHANNEL)

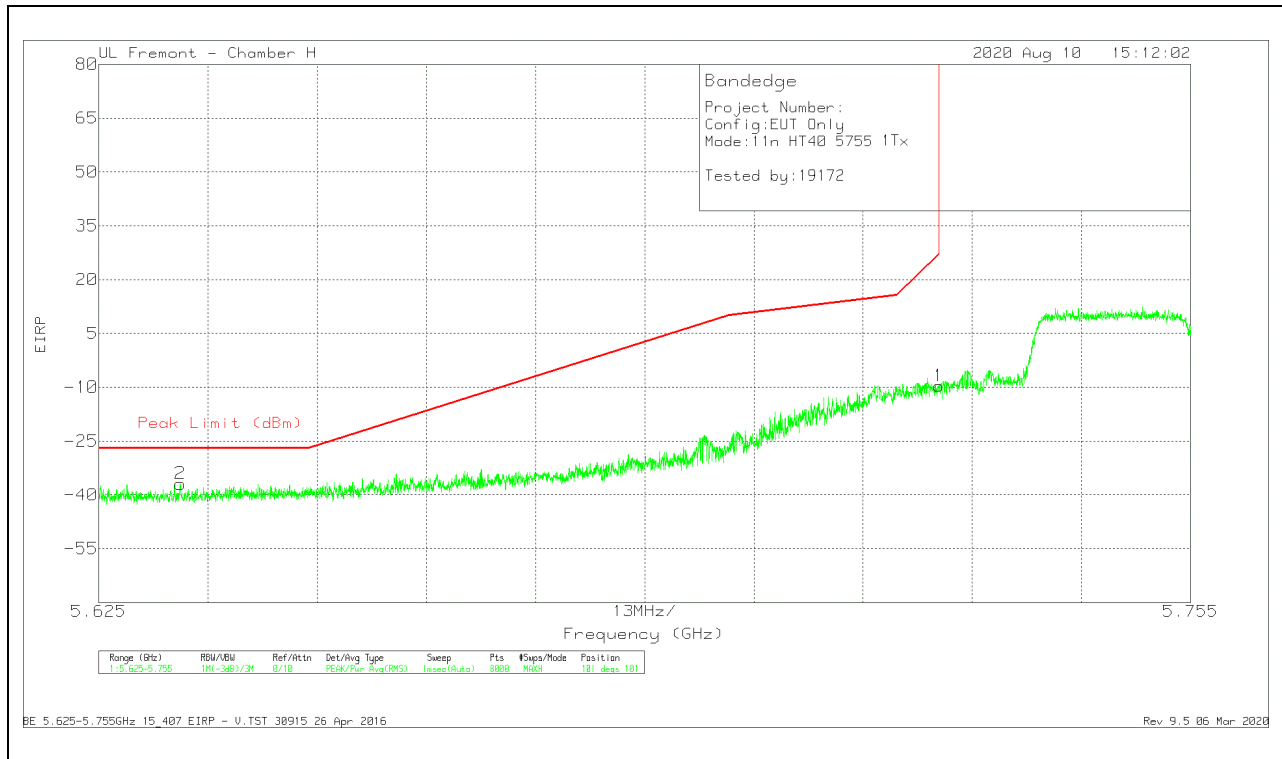
HORIZONTAL RESULT



Marker	Frequency (GHz)	Meter Reading (dBm)	Det	AFT863 (dB/m)	Amp/Cb/Filt/P ad (dB)	Conversion Factor (dB)	DC Corr (dB)	Corrected Reading EIRP	Peak Limit (dBm)	PK Margin (dB)	Azimuth (Degs)	Height (cm)	Polarity
2	5.63586	-63.22	Pk	35.1	-21	11.8	0	-37.32	-27	-10.32	138	101	H
1	5.72498	-38.65	Pk	35	-21.1	11.8	0	-12.95	26.96	-39.91	138	101	H

Pk - Peak detector

VERTICAL RESULT

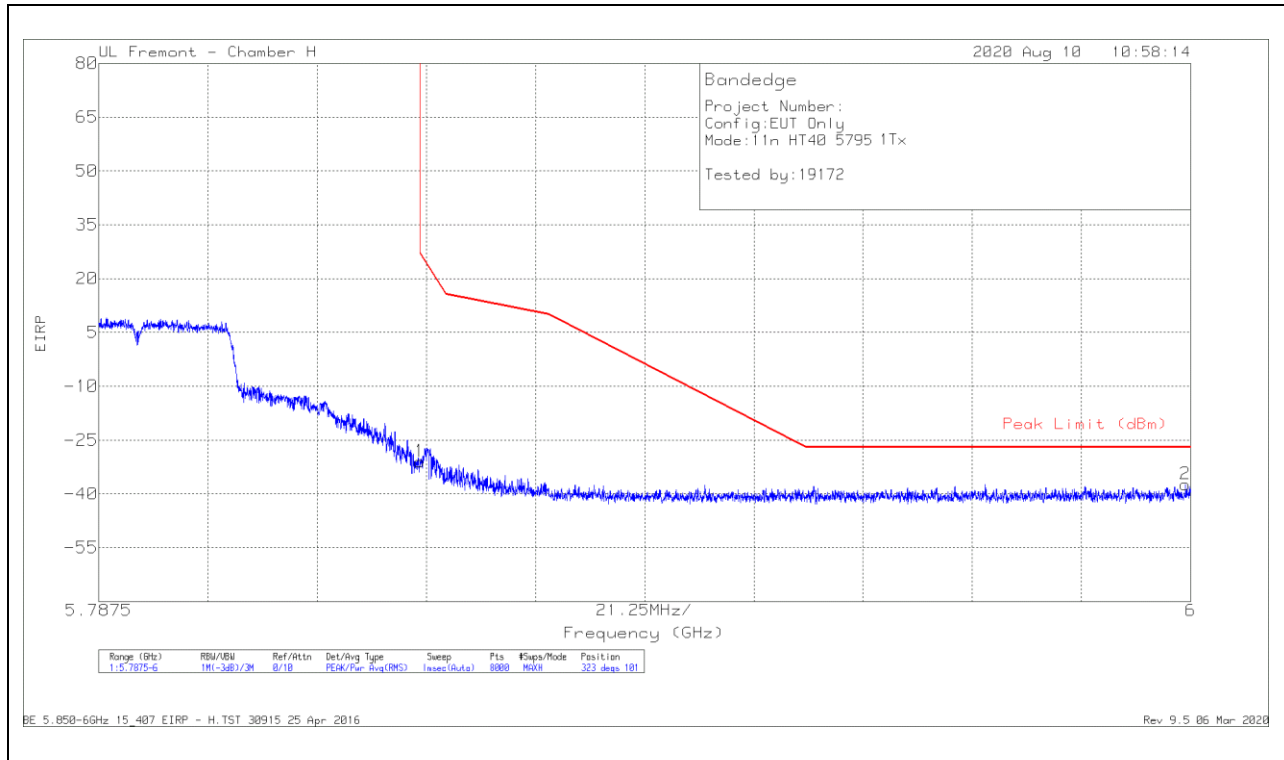


Marker	Frequency (GHz)	Meter Reading (dBm)	Det	AF T863 (dB/m)	Amp/Cbl/Filtr/P ad (dB)	Conversion Factor (dB)	DC Corr (dB)	Corrected Reading EIRP	Peak Limit (dBm)	PK Margin (dB)	Azimuth (Degs)	Height (cm)	Polarity
2	5.6347	-62.72	Pk	35.1	-21.1	11.8	0	-36.92	-27	-9.92	101	101	V
1	5.725	-35.35	Pk	35	-21.1	11.8	0	-9.65	27	-36.65	101	101	V

Pk - Peak detector

BANDEDGE (HIGH CHANNEL)

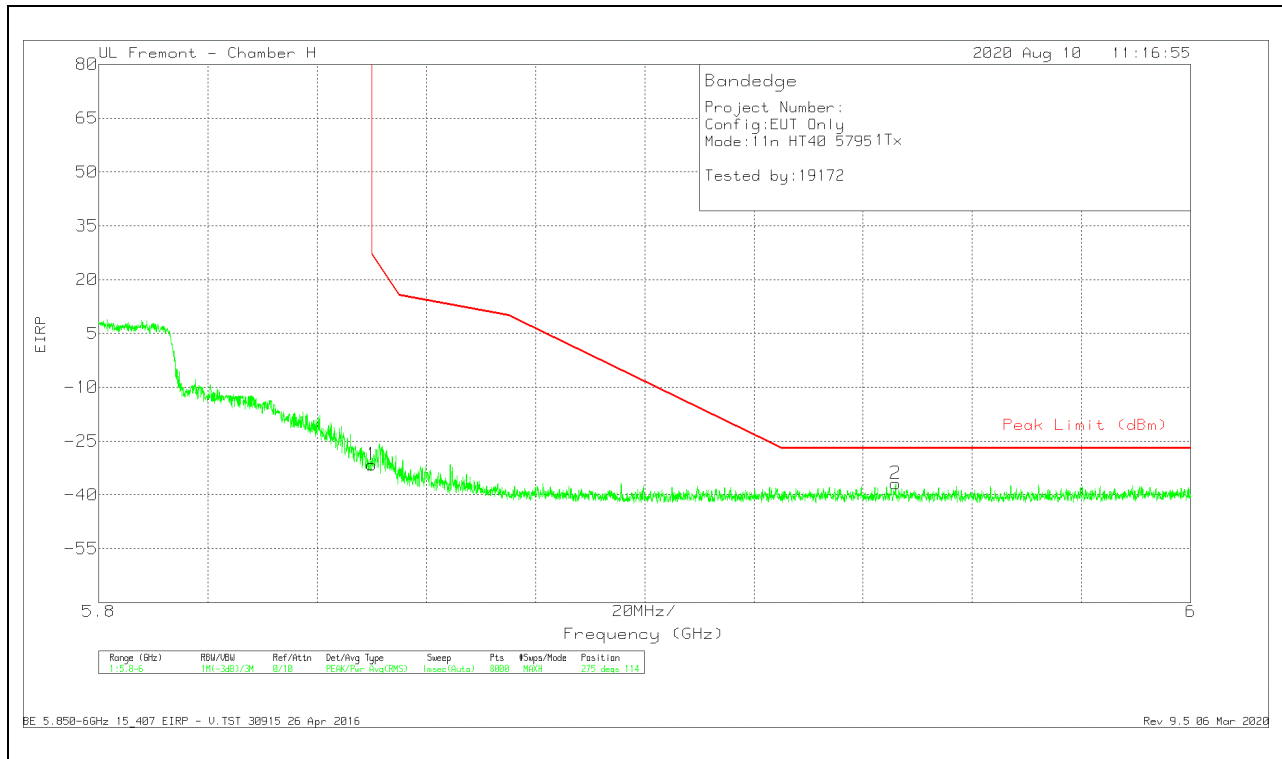
HORIZONTAL RESULT



Marker	Frequency (GHz)	Meter Reading (dBm)	Det	AF T863 (dB/m)	Amp/Chl/Filt/P ad (dB)	Conversion Factor (dB)	DC Corr (dB)	Corrected Reading EIRP	Peak Limit (dBm)	PK Margin (dB)	Azimuth (Degs)	Height (cm)	Polarity
1	5.85001	-57.07	Pk	35	-20.7	11.8	0	-30.97	26.98	-57.95	323	101	H
2	5.99899	-64.1	Pk	35.3	-20.3	11.8	0	-37.3	-27	-10.3	323	101	H

Pk - Peak detector

VERTICAL RESULT



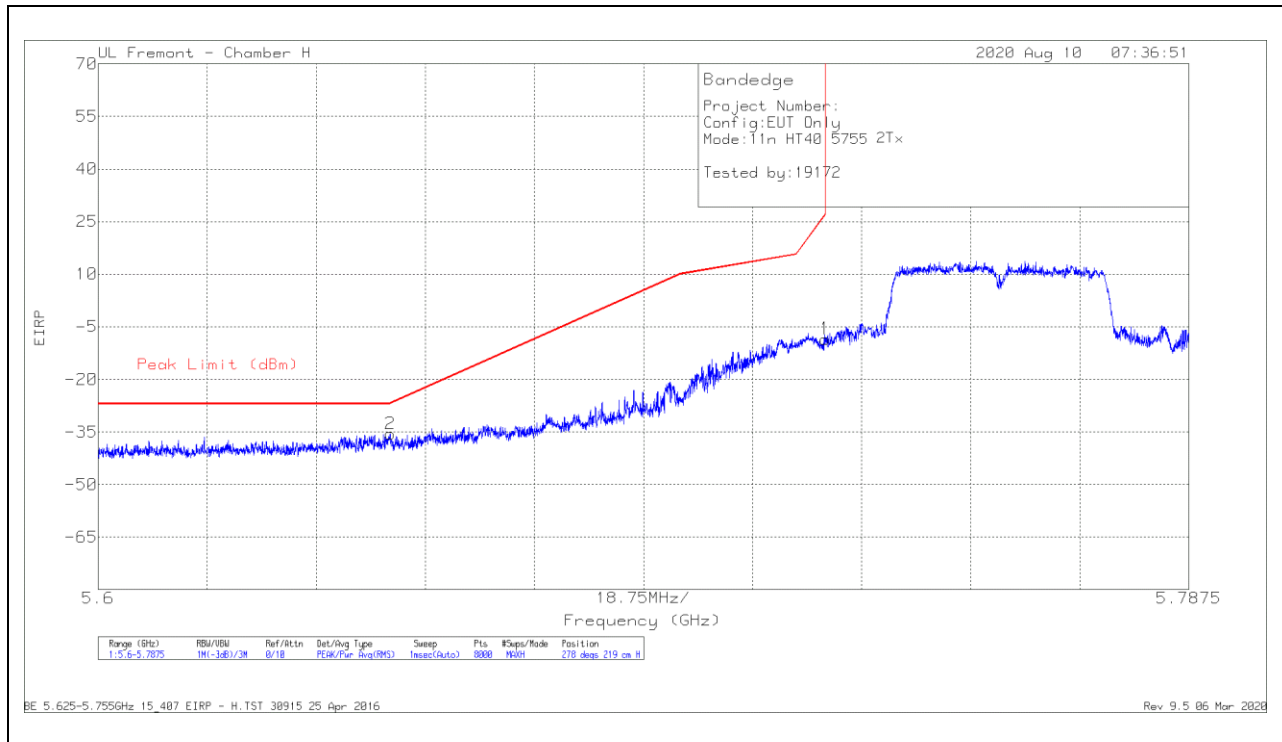
Marker	Frequency (GHz)	Meter Reading (dBm)	Det	AF T863 (dB/m)	Amp/Cbl/Filtr/P ad (dB)	Conversion Factor (dB)	DC Corr (dB)	Corrected Reading EIRP	Peak Limit (dBm)	PK Margin (dB)	Azimuth (Degs)	Height (cm)	Polarity
1	5.85001	-57.64	Pk	35	-20.7	11.8	0	-31.54	26.99	-58.53	275	114	V
2	5.94597	-63.41	Pk	35.2	-20.4	11.8	0	-36.81	-27	-9.81	275	114	V

Pk - Peak detector

2TX ANTENNA 6 + ANTENNA 5 CDD MODE

BANDEDGE (LOW CHANNEL)

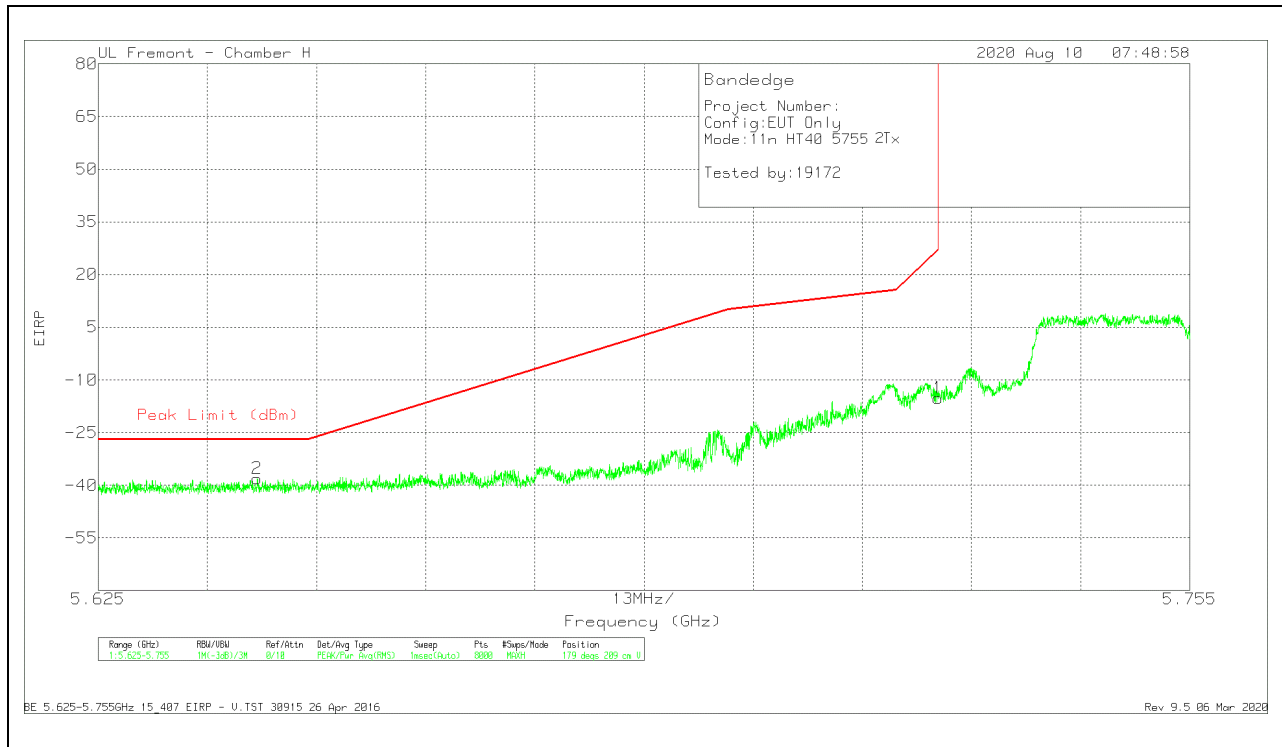
HORIZONTAL RESULT



Marker	Frequency (GHz)	Meter Reading (dBm)	Det	AFT863 (dB/m)	Amp/Cb/Filt/P ad (dB)	Conversion Factor (dB)	DC Corr (dB)	Corrected Reading EIRP	Peak Limit (dBm)	PK Margin (dB)	Azimuth (Degs)	Height (cm)	Polarity
2	5.65019	-61.34	Pk	35.1	-21.1	11.8	0	-35.54	-26.86	-8.68	278	219	H
1	5.72498	-34.15	Pk	35	-21.1	11.8	0	-8.45	26.96	-35.41	278	219	H

Pk - Peak detector

VERTICAL RESULT



Marker	Frequency (GHz)	Meter Reading (dBm)	Det	AF T863 (dB/m)	Amp/Cb/Filt/Pad (dB)	Conversion Factor (dB)	DC Corr (dB)	Corrected Reading EIRP	Peak Limit (dBm)	PK Margin (dB)	Azimuth (Degs)	Height (cm)	Polarity
2	5.64395	-64.01	Pk	35.2	-21.1	11.8	0	-38.11	-27	-11.11	179	209	V
1	5.725	-40.81	Pk	35	-21.1	11.8	0	-15.11	27	-42.11	179	209	V

Pk - Peak detector