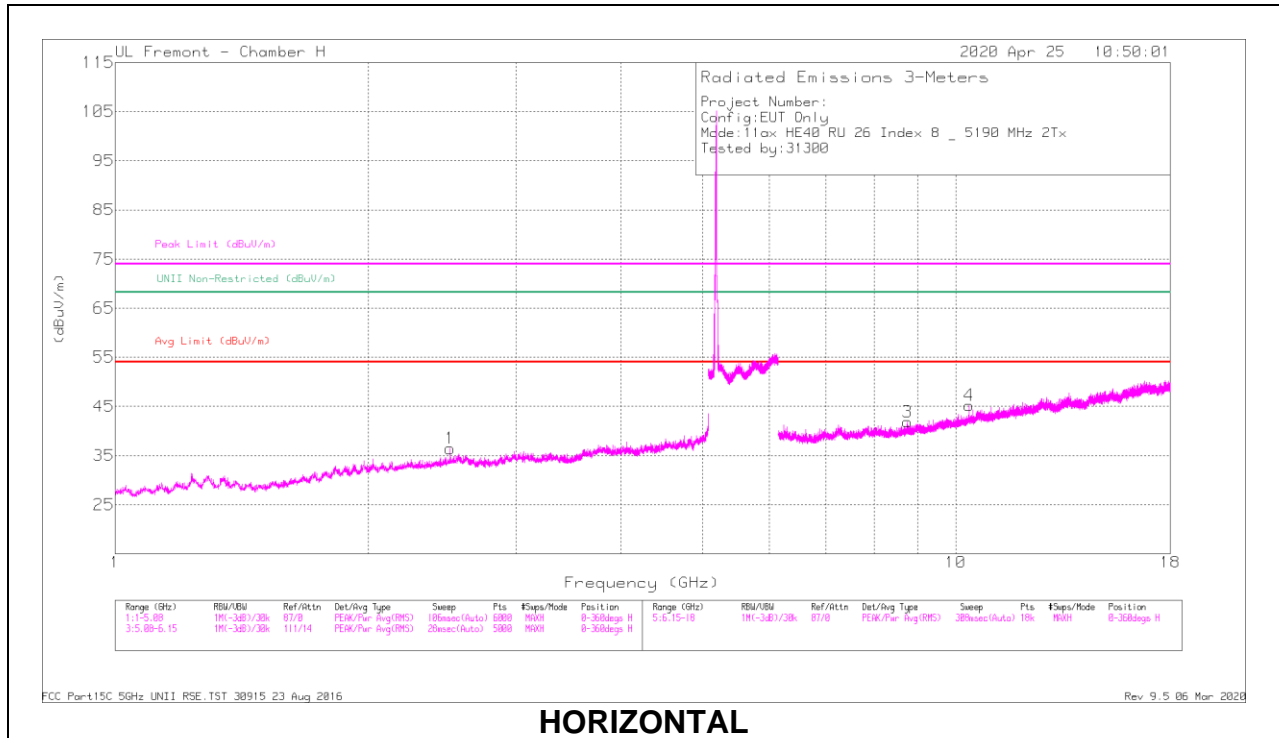
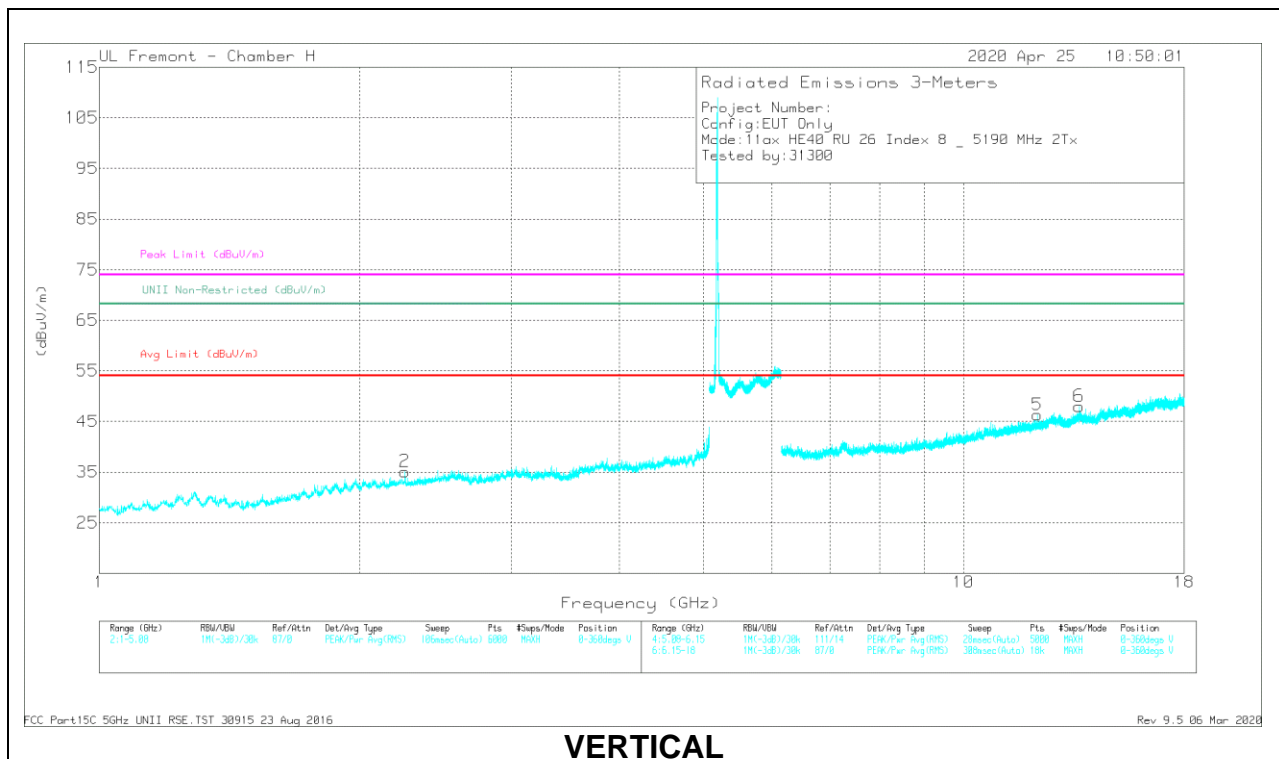


HARMONICS AND SPURIOUS EMISSIONS

LOW CHANNEL RESULTS



HORIZONTAL



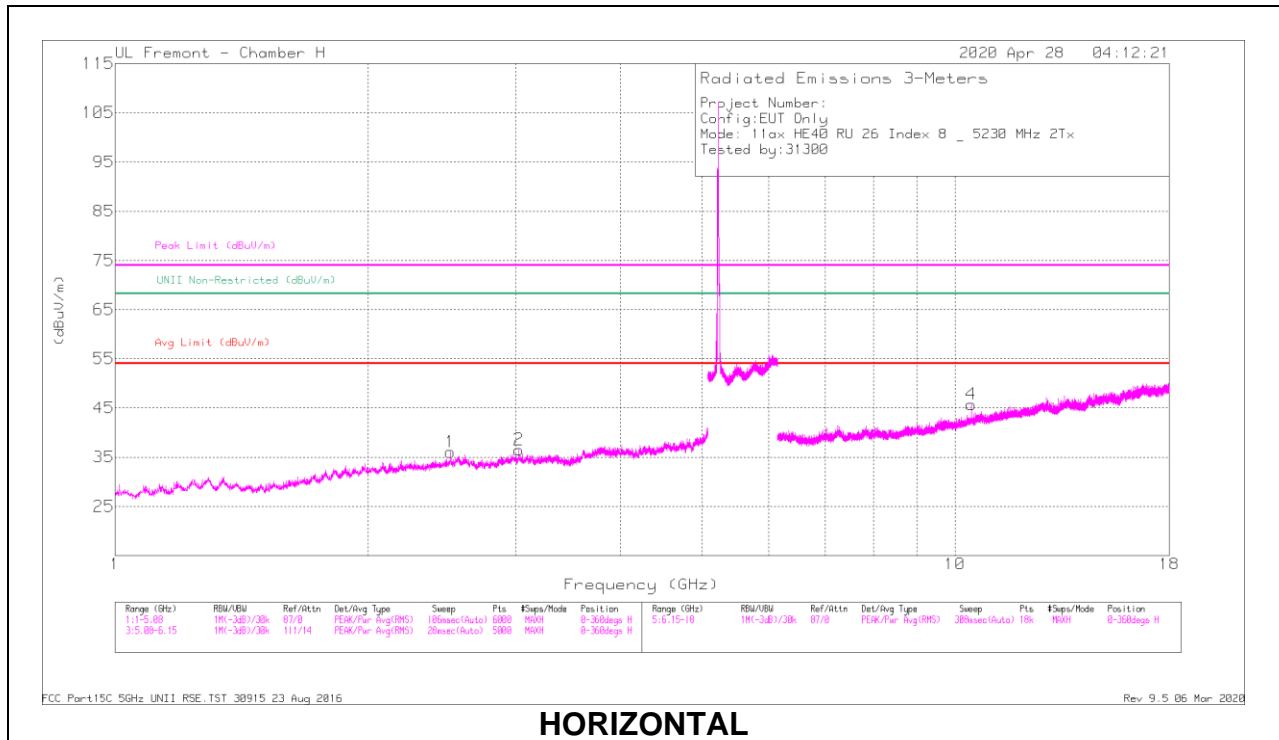
VERTICAL

RADIATED EMISSIONS

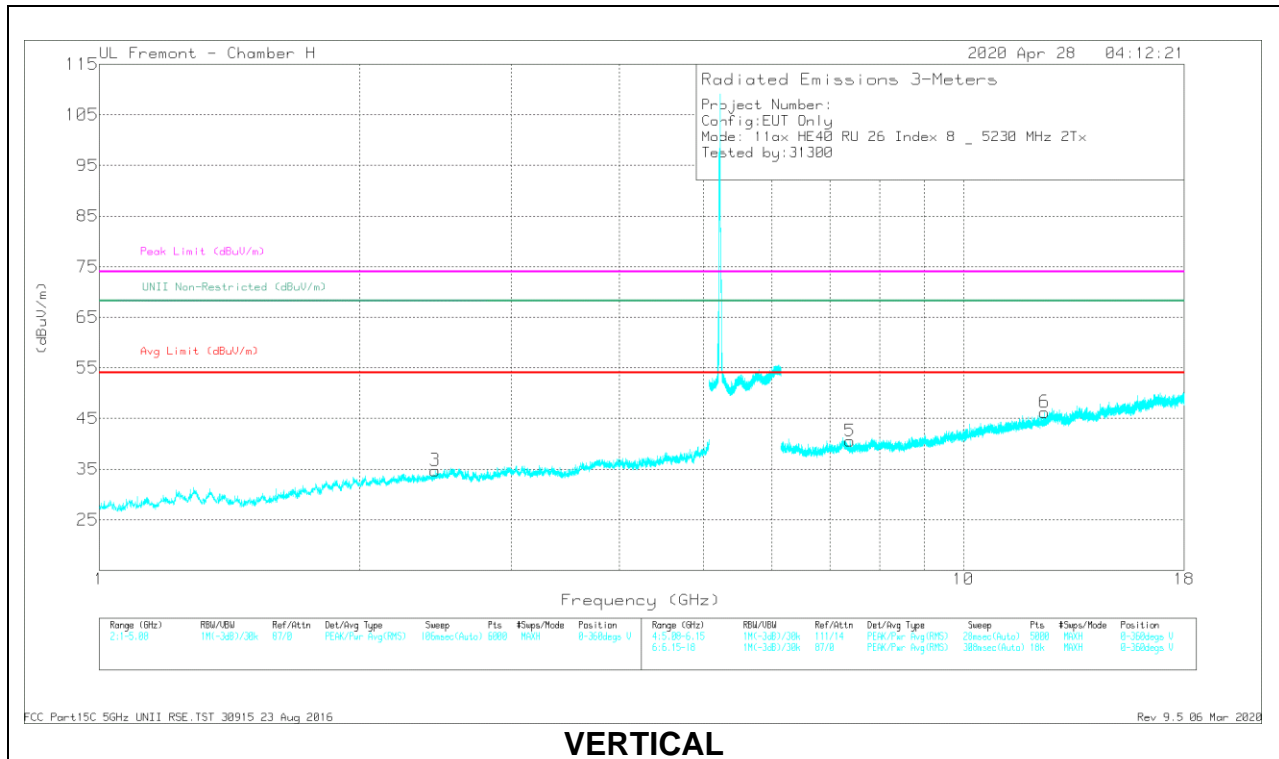
Marker	Frequency (GHz)	Meter Reading (dBuV)	Det	AF T863 (dB/m)	Amp/Cb/Filtr/Pad (dB)	Corrected Reading (dBuV/m)	Avg Limit (dBuV/m)	Margin (dB)	Peak Limit (dBuV/m)	PK Margin (dB)	UNII Non-Restricted (dBuV/m)	PK Margin (dB)	Azimuth (Degs)	Height (cm)	Polarity
2	* 2.25977	43.69	PK-U	31.9	-33.8	41.79	-	-	74	-32.21	-	-	171	200	V
	* 2.25699	30.97	ADR	31.9	-33.8	29.07	54	-24.93	-	-	-	-	171	200	V
5	* 12.16984	37.53	PK-U	38.9	-23.8	52.63	-	-	74	-21.37	-	-	197	200	V
	* 12.16723	25.28	ADR	38.9	-23.8	40.38	54	-13.62	-	-	-	-	197	200	V
1	2.50249	42.77	PK-U	32.5	-33.3	41.97	-	-	-	-	68.2	-26.23	0	200	H
3	8.76903	37.93	PK-U	36.2	-25.9	48.23	-	-	-	-	68.2	-19.97	8	200	H
4	10.37727	40.25	PK-U	37.4	-24.6	53.05	-	-	-	-	68.2	-15.15	103	136	H
6	13.60994	37.41	PK-U	39.7	-23.4	53.71	-	-	-	-	68.2	-14.49	90	101	V

* - indicates frequency in CFR47 Pt 15 / IC RSS-Restricted Band
 PK-U - U-NII: Maximum Peak
 ADR - U-NII AD primary method, RMS average

HIGH CHANNEL RESULTS



HORIZONTAL



VERTICAL

RADIATED EMISSIONS

Marker	Frequency (GHz)	Meter Reading (dBuV)	Det	AF T863 (dB/m)	Amp/Cb/Filt/Pad (dB)	Corrected Reading (dBuV/m)	Avg Limit (dBuV/m)	Margin (dB)	Peak Limit (dBuV/m)	PK Margin (dB)	UNII Non-Restricted (dBuV/m)	PK Margin (dB)	Azimuth (Degs)	Height (cm)	Polarity
5	* 7.39182	39.64	PK-U	36.1	-28.6	47.14	-	-	74	-26.86	-	-	150	102	V
	* 7.39239	28.44	ADR	36.1	-28.7	35.84	54	-18.16	-	-	-	-	150	102	V
6	* 12.4085	37.58	PK-U	39	-24.2	52.38	-	-	74	-21.62	-	-	122	102	V
	* 12.40595	26.39	ADR	39	-24.1	41.29	54	-12.71	-	-	-	-	122	102	V
3	2.44859	43.11	PK-U	32.3	-33.8	41.61	-	-	-	-	68.2	-26.59	280	101	V
1	2.50813	42.72	PK-U	32.6	-33.2	42.12	-	-	-	-	68.2	-26.08	360	101	H
2	3.02639	42.84	PK-U	32.9	-32.2	43.64	-	-	-	-	68.2	-24.56	300	101	H
4	10.4566	40.23	PK-U	37.4	-24.5	53.13	-	-	-	-	68.2	-15.07	211	102	H

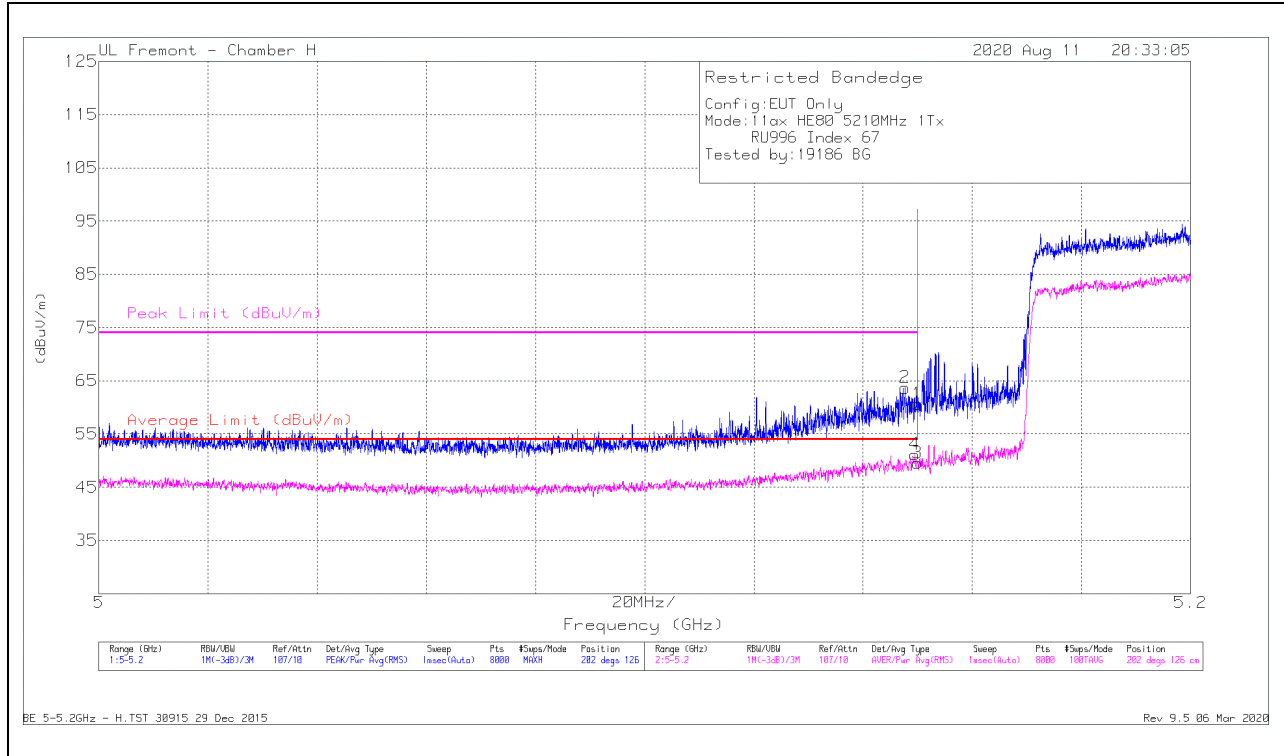
* - indicates frequency in CFR47 Pt 15 / IC RSS-Restricted Band
 PK-U - U-NII: Maximum Peak
 ADR - U-NII AD primary method, RMS average

1.1.6. TX ABOVE 1 GHz 802.11ax HE80 MODE IN THE 5.2 GHz BAND

ANTENNA 6 – 996 Tones, RU Index 67

BANDEDGE (MID CHANNEL)

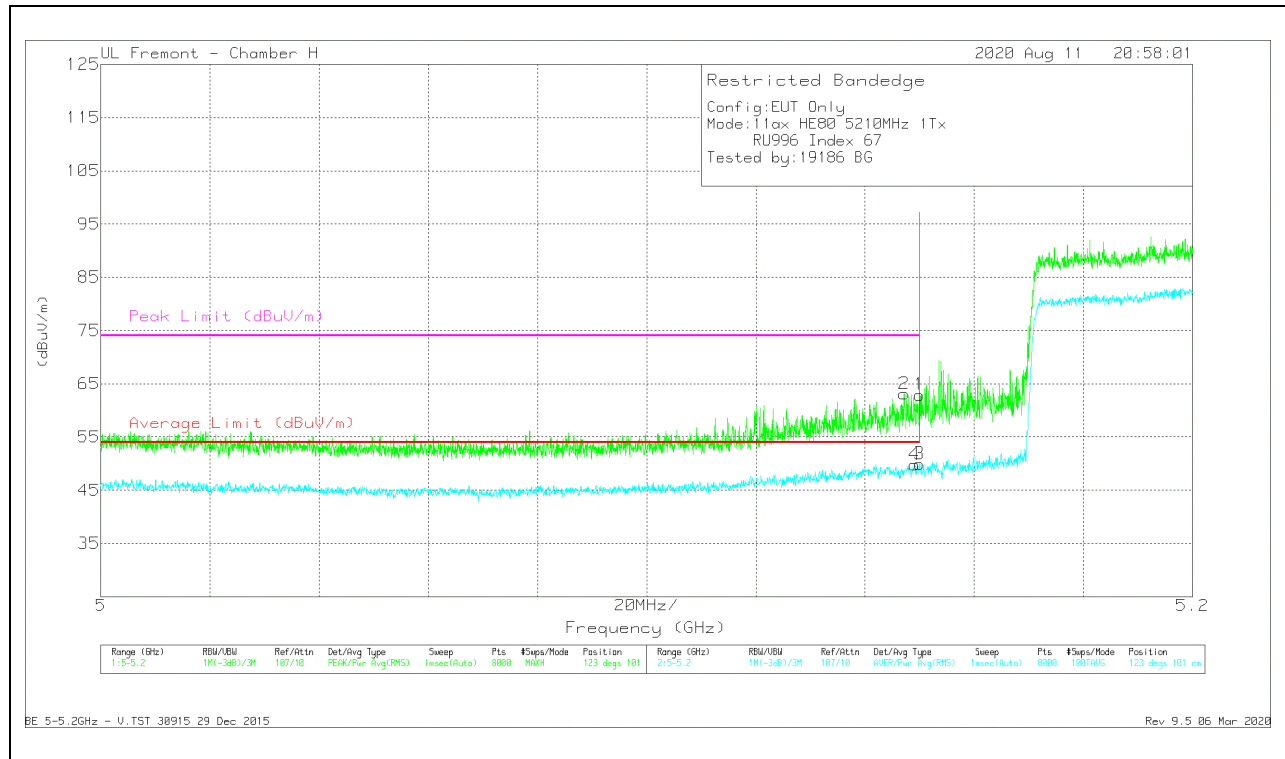
HORIZONTAL RESULT



Marker	Frequency (GHz)	Meter Reading (dBuV)	Det	AF T863 (dB/m)	Amp/Cbl/Filtr/Parad (dB)	Corrected Reading (dBuV/m)	Average Limit (dBuV/m)	Margin (dB)	Peak Limit (dBuV/m)	PK Margin (dB)	Azimuth (Degs)	Height (cm)	Polarity
1	* 5.14999	47.53	Pk	34.4	-21.3	60.63	-	-	74	-13.37	202	126	H
2	* 5.14767	50.79	Pk	34.3	-21.4	63.69	-	-	74	-10.31	202	126	H
3	* 5.14999	36.44	RMS	34.4	-21.3	49.54	54	-4.46	-	-	202	126	H
4	* 5.14947	38.05	RMS	34.4	-21.3	51.15	54	-2.85	-	-	202	126	H

* - indicates frequency in CFR47 Pt 15 / IC RSS-Restricted Band
 Pk - Peak detector
 RMS - RMS detection

VERTICAL RESULT



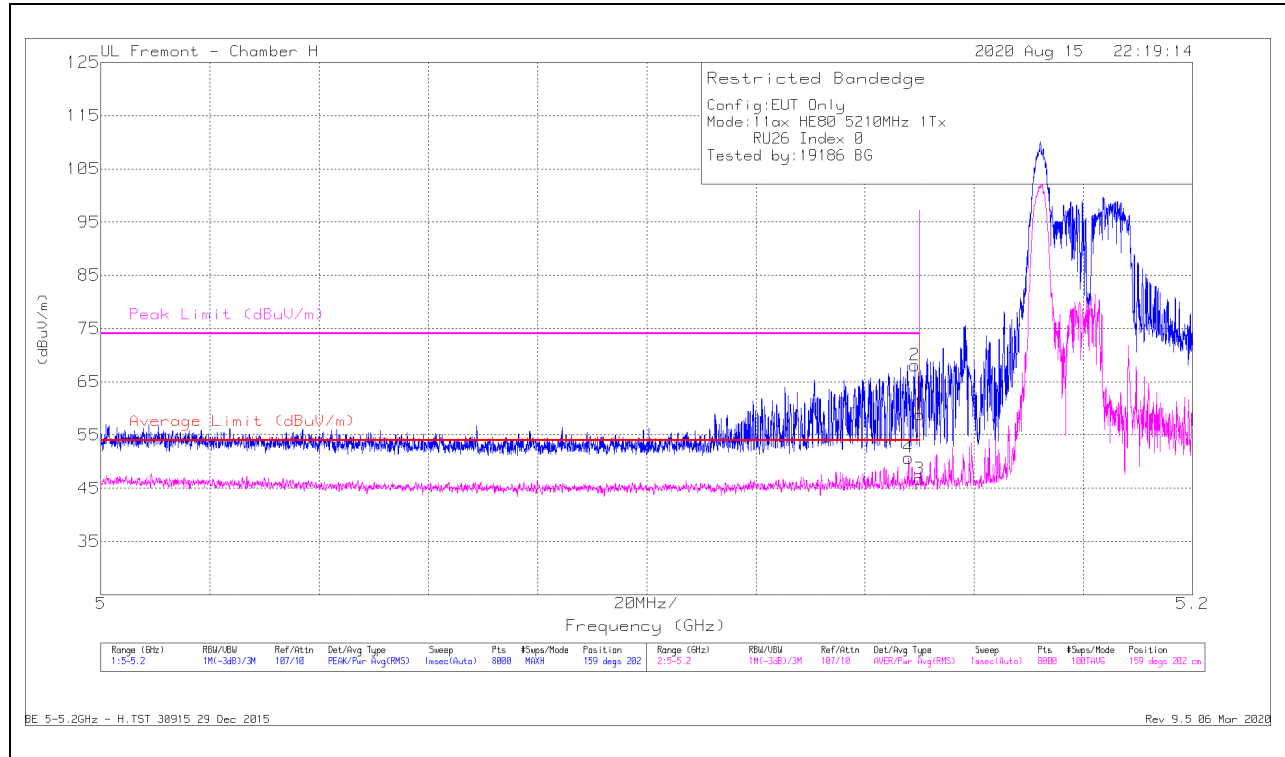
Marker	Frequency (GHz)	Meter Reading (dBuV)	Det	AF T863 (dB/m)	Amp/Cb/Fitr/Pad (dB)	Corrected Reading (dBuV/m)	Average Limit (dBuV/m)	Margin (dB)	Peak Limit (dBuV/m)	PK Margin (dB)	Azimuth (Degs)	Height (cm)	Polarity
1	* 5.14999	49.84	Pk	34.4	-21.3	62.94	-	-	74	-11.06	123	101	V
2	* 5.14717	50.19	Pk	34.3	-21.4	63.09	-	-	74	-10.91	123	101	V
3	* 5.14999	36.84	RMS	34.4	-21.3	49.94	54	-4.06	-	-	123	101	V
4	* 5.14907	36.72	RMS	34.4	-21.3	49.82	54	-4.18	-	-	123	101	V

* - indicates frequency in CFR47 Pt 15 / IC RSS-Restricted Band
 Pk - Peak detector
 RMS - RMS detection

ANTENNA 6 – 26 Tones, RU Index 0

BANDEDGE (MID CHANNEL)

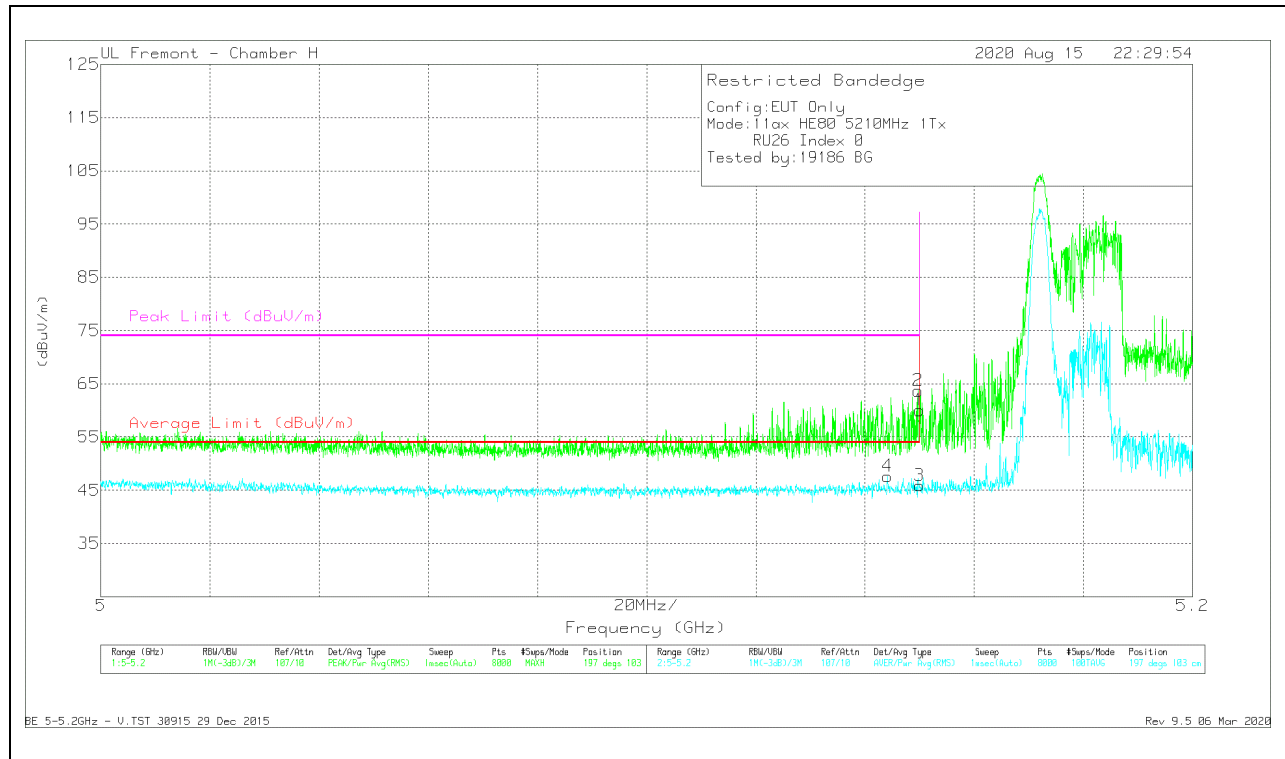
HORIZONTAL RESULT



Marker	Frequency (GHz)	Meter Reading (dBuV)	Det	AF T863 (dB/m)	Amp/Cbl/Filtr/Pad (dB)	Corrected Reading (dBuV/m)	Average Limit (dBuV/m)	Margin (dB)	Peak Limit (dBuV/m)	PK Margin (dB)	Azimuth (Degs)	Height (cm)	Polarity
1	* 5.14999	45.76	Pk	34.4	-21.3	58.86	-	-	74	-15.14	159	202	H
2	* 5.14912	54.99	Pk	34.4	-21.3	68.09	-	-	74	-5.91	159	202	H
3	* 5.14999	33.62	RMS	34.4	-21.3	46.72	54	-7.28	-	-	159	202	H
4	* 5.14794	37.82	RMS	34.3	-21.4	50.72	54	-3.28	-	-	159	202	H

* - indicates frequency in CFR47 Pt 15 / IC RSS-Restricted Band
 Pk - Peak detector
 RMS - RMS detection

VERTICAL RESULT



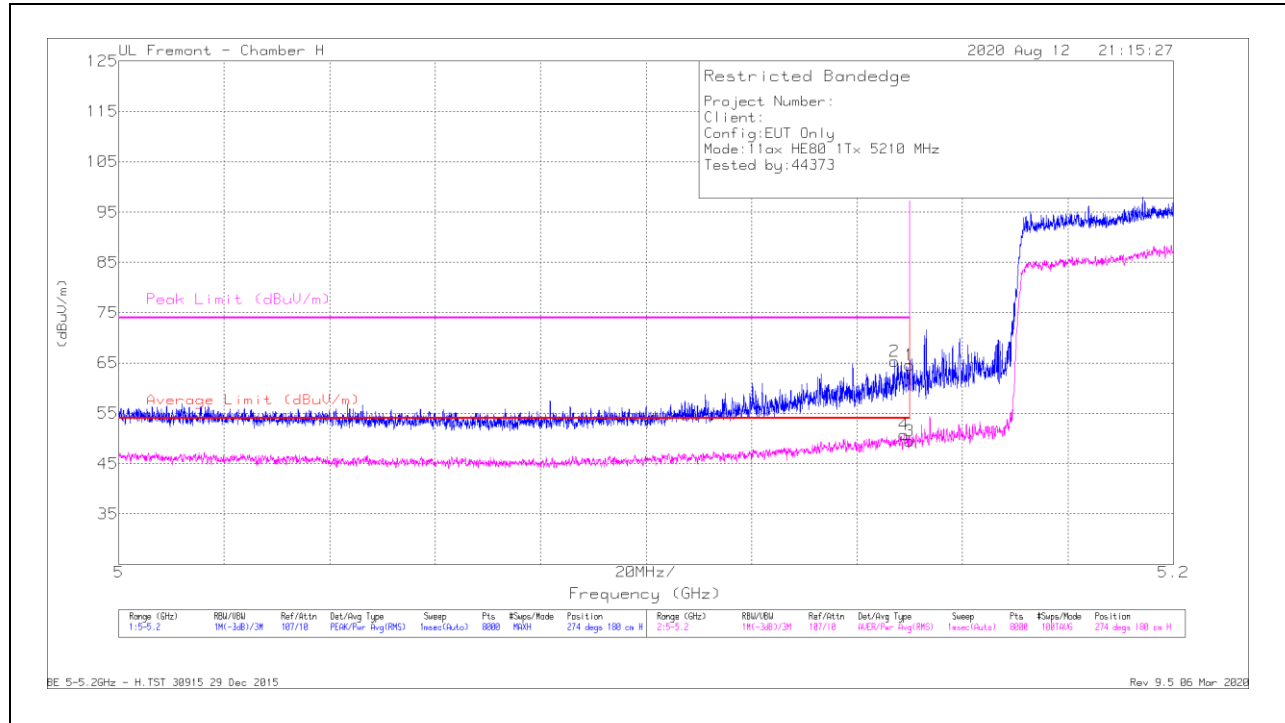
Marker	Frequency (GHz)	Meter Reading (dBuV)	Det	AF T863 (dB/m)	Amp/Cb/Filtr/Pad (dB)	Corrected Reading (dBuV/m)	Average Limit (dBuV/m)	Margin (dB)	Peak Limit (dBuV/m)	PK Margin (dB)	Azimuth (Degs)	Height (cm)	Polarity
1	* 5.14999	46.93	Pk	34.4	-21.3	60.03	-	-	74	-13.97	197	103	V
2	* 5.14969	50.59	Pk	34.4	-21.3	63.69	-	-	74	-10.31	197	103	V
3	* 5.14999	32.76	RMS	34.4	-21.3	45.86	54	-8.14	-	-	197	103	V
4	* 5.14412	34.71	RMS	34.3	-21.4	47.61	54	-6.39	-	-	197	103	V

* - indicates frequency in CFR47 Pt 15 / IC RSS-Restricted Band
 Pk - Peak detector
 RMS - RMS detection

ANTENNA 5 – 996 Tones, RU Index 67

BANDEDGE (MID CHANNEL)

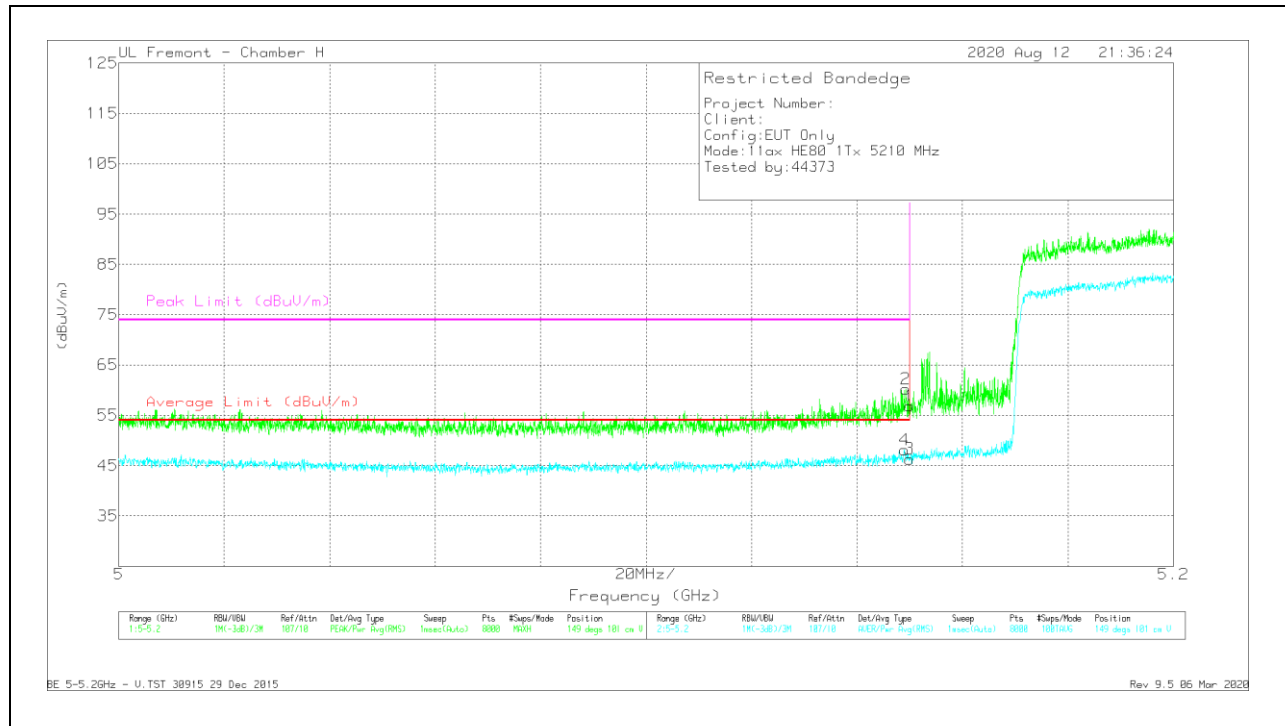
HORIZONTAL RESULT



Marker	Frequency (GHz)	Meter Reading (dBuV)	Det	AF T863 (dB/m)	Amp/Cb/Fitr/Pad (dB)	Corrected Reading (dBuV/m)	Average Limit (dBuV/m)	Margin (dB)	Peak Limit (dBuV/m)	PK Margin (dB)	Azimuth (Degs)	Height (cm)	Polarity
1	* 5.14999	51.48	Pk	34.4	-21.3	64.58	-	-	74	-9.42	274	180	H
2	* 5.14712	52.45	Pk	34.3	-21.4	65.35	-	-	74	-8.65	274	180	H
3	* 5.14999	36.36	RMS	34.4	-21.3	49.46	54	-4.54	-	-	274	180	H
4	* 5.14889	37.78	RMS	34.3	-21.3	50.78	54	-3.22	-	-	274	180	H

* - indicates frequency in CFR47 Pt 15 / IC RSS-Restricted Band
 Pk - Peak detector
 RMS - RMS detection

VERTICAL RESULT



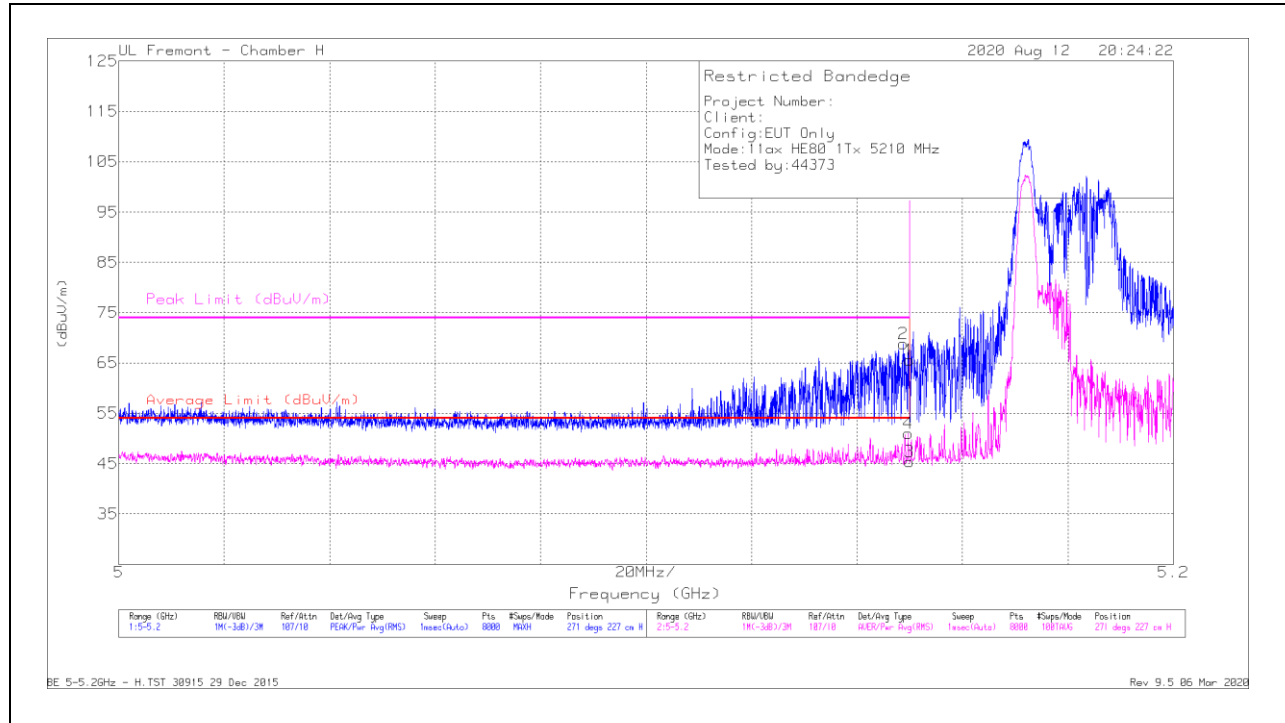
Marker	Frequency (GHz)	Meter Reading (dBuV)	Det	AF T863 (dB/m)	Amp/Cbl/Filtr/Pad (dB)	Corrected Reading (dBuV/m)	Average Limit (dBuV/m)	Margin (dB)	Peak Limit (dBuV/m)	PK Margin (dB)	Azimuth (Degs)	Height (cm)	Polarity
1	* 5.14999	43.74	Pk	34.4	-21.3	56.84	-	-	74	-17.16	149	101	V
2	* 5.14927	47.16	Pk	34.4	-21.3	60.26	-	-	74	-13.74	149	101	V
3	* 5.14999	33.23	RMS	34.4	-21.3	46.33	54	-7.67	-	-	149	101	V
4	* 5.14899	34.98	RMS	34.4	-21.3	48.08	54	-5.92	-	-	149	101	V

* - indicates frequency in CFR47 Pt 15 / IC RSS-Restricted Band
 Pk - Peak detector
 RMS - RMS detection

ANTENNA 5 – 26 Tones, RU Index 0

BANDEDGE (MID CHANNEL)

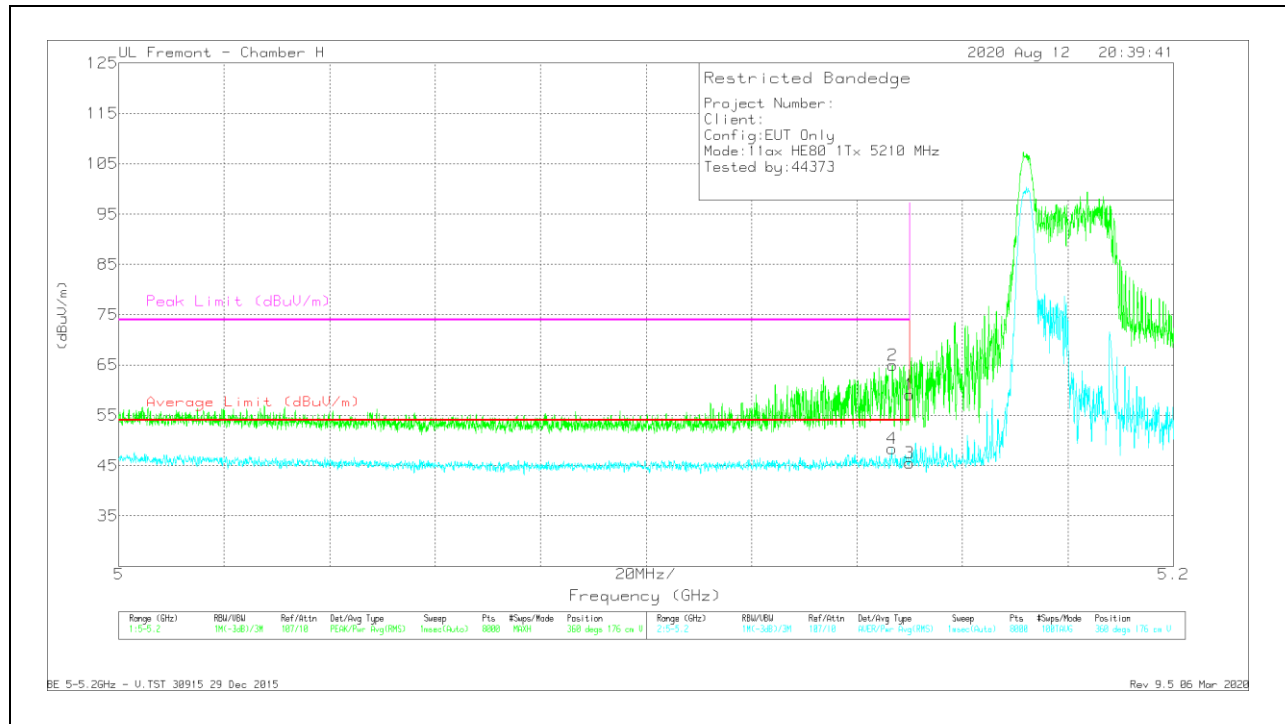
HORIZONTAL RESULT



Marker	Frequency (GHz)	Meter Reading (dBuV)	Det	AF T863 (dB/m)	Amp/Cb/Fitr/Pad (dB)	Corrected Reading (dBuV/m)	Average Limit (dBuV/m)	Margin (dB)	Peak Limit (dBuV/m)	PK Margin (dB)	Azimuth (Degs)	Height (cm)	Polarity
1	* 5.14999	52.46	Pk	34.4	-21.3	65.56	-	-	74	-8.44	271	227	H
2	* 5.14874	55.83	Pk	34.3	-21.3	68.83	-	-	74	-5.17	271	227	H
3	* 5.14999	32.29	RMS	34.4	-21.3	45.39	54	-8.61	-	-	271	227	H
4	* 5.14972	37.96	RMS	34.4	-21.3	51.06	54	-2.94	-	-	271	227	H

* - indicates frequency in CFR47 Pt 15 / IC RSS-Restricted Band
 Pk - Peak detector
 RMS - RMS detection

VERTICAL RESULT



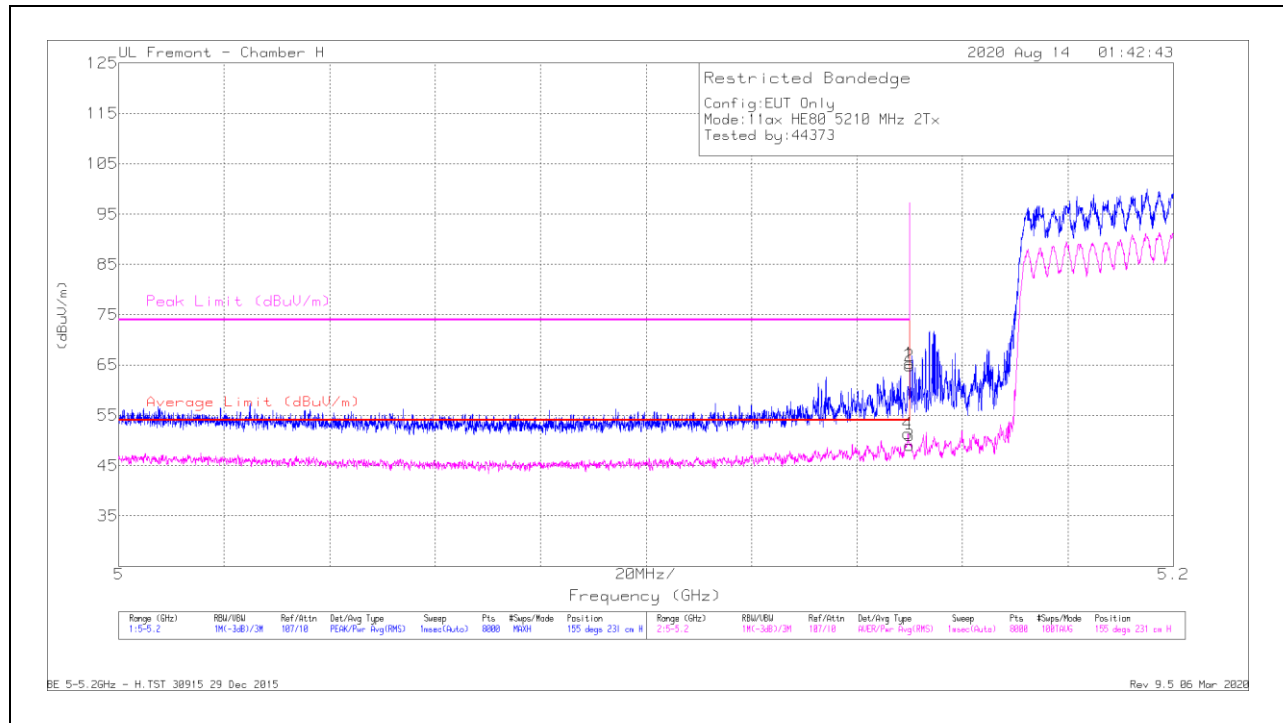
Marker	Frequency (GHz)	Meter Reading (dBuV)	Det	AF T863 (dB/m)	Amp/Cbl/Filtr/Pad (dB)	Corrected Reading (dBuV/m)	Average Limit (dBuV/m)	Margin (dB)	Peak Limit (dBuV/m)	PK Margin (dB)	Azimuth (Degs)	Height (cm)	Polarity
1	* 5.14999	46.03	Pk	34.4	-21.3	59.13	-	-	74	-14.87	360	176	V
2	* 5.14672	52.06	Pk	34.3	-21.4	64.96	-	-	74	-9.04	360	176	V
3	* 5.14999	32.43	RMS	34.4	-21.3	45.53	54	-8.47	-	-	360	176	V
4	* 5.14662	35.45	RMS	34.3	-21.4	48.35	54	-5.65	-	-	360	176	V

* - indicates frequency in CFR47 Pt 15 / IC RSS-Restricted Band
 Pk - Peak detector
 RMS - RMS detection

2TX ANTENNA 6 + ANTENNA 5 OFDMA MODE – 996 Tones, RU Index 67

BANDEDGE (MID CHANNEL)

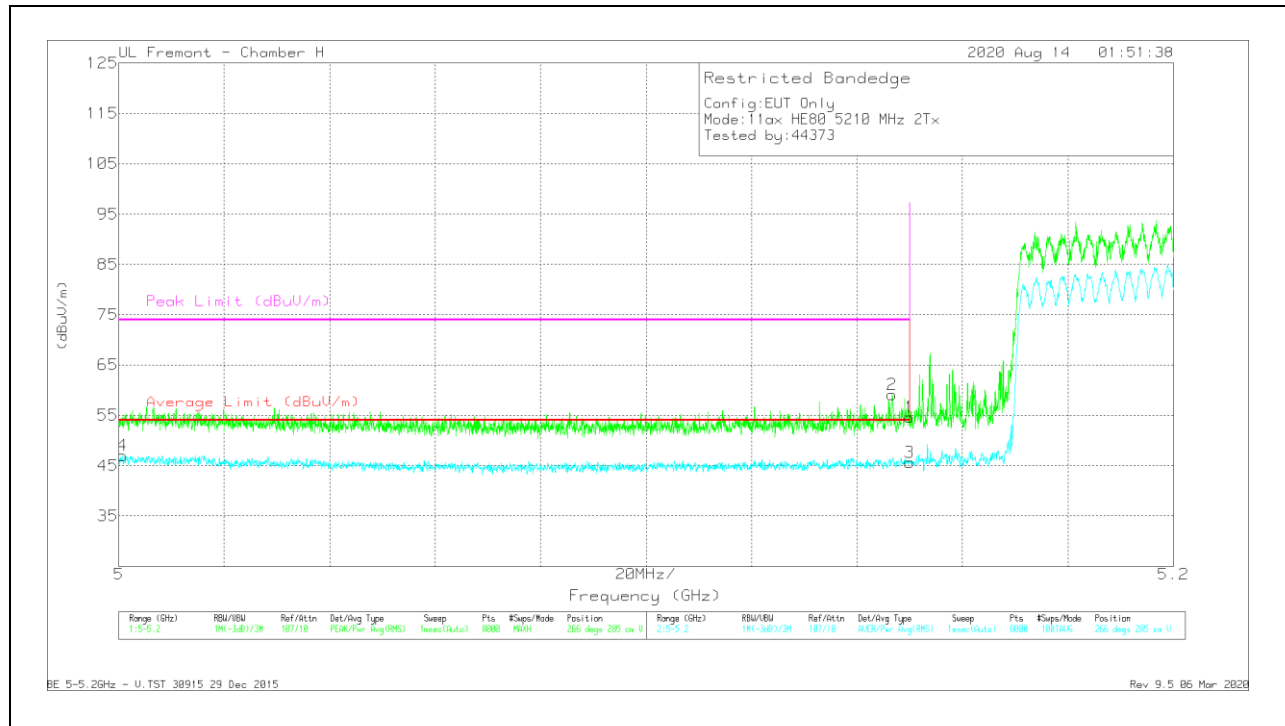
HORIZONTAL RESULT



Marker	Frequency (GHz)	Meter Reading (dBuV)	Det	AF T863 (dB/m)	Amp/Cb/Fltr/Pad (dB)	DC Corr (dB)	Corrected Reading (dBuV/m)	Average Limit (dBuV/m)	Margin (dB)	Peak Limit (dBuV/m)	PK Margin (dB)	Azimuth (Degs)	Height (cm)	Polarity
1	* 5.14999	52.24	Pk	34.4	-21.3	0	65.34	-	-	74	-8.66	155	231	H
2	* 5.14997	51.76	Pk	34.4	-21.3	0	64.86	-	-	74	-9.14	155	231	H
3	* 5.14999	35.88	RMS	34.4	-21.3	.1	49.08	54	-4.92	-	-	155	231	H
4	* 5.14964	38.24	RMS	34.4	-21.3	.1	51.44	54	-2.56	-	-	155	231	H

* - indicates frequency in CFR47 Pt 15 / IC RSS-Restricted Band
 Pk - Peak detector
 RMS - RMS detection

VERTICAL RESULT

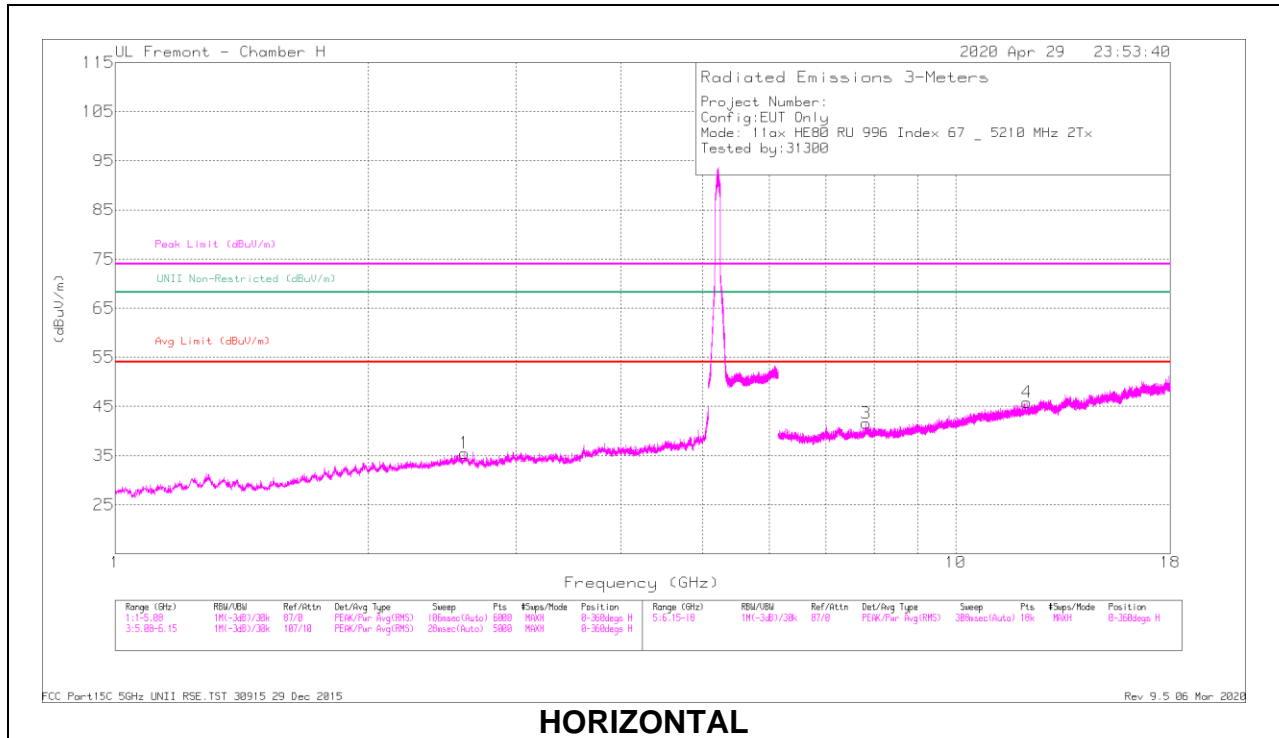


Marker	Frequency (GHz)	Meter Reading (dBuV)	Det	AF T863 (dB/m)	Amp/Cbl/Filtr/Pad (dB)	DC Corr (dB)	Corrected Reading (dBuV/m)	Average Limit (dBuV/m)	Margin (dB)	Peak Limit (dBuV/m)	PK Margin (dB)	Azimuth (Degs)	Height (cm)	Polarity
1	* 5.14999	41.48	Pk	34.4	-21.3	0	54.58	-	-	74	-19.42	266	285	V
2	* 5.14669	46.18	Pk	34.3	-21.4	0	59.08	-	-	74	-14.92	266	285	V
3	* 5.14999	32.55	RMS	34.4	-21.3	.1	45.75	54	-8.25	-	-	266	285	V
4	* 5.0007	34.35	RMS	34.3	-21.6	.1	47.15	54	-6.85	-	-	266	285	V

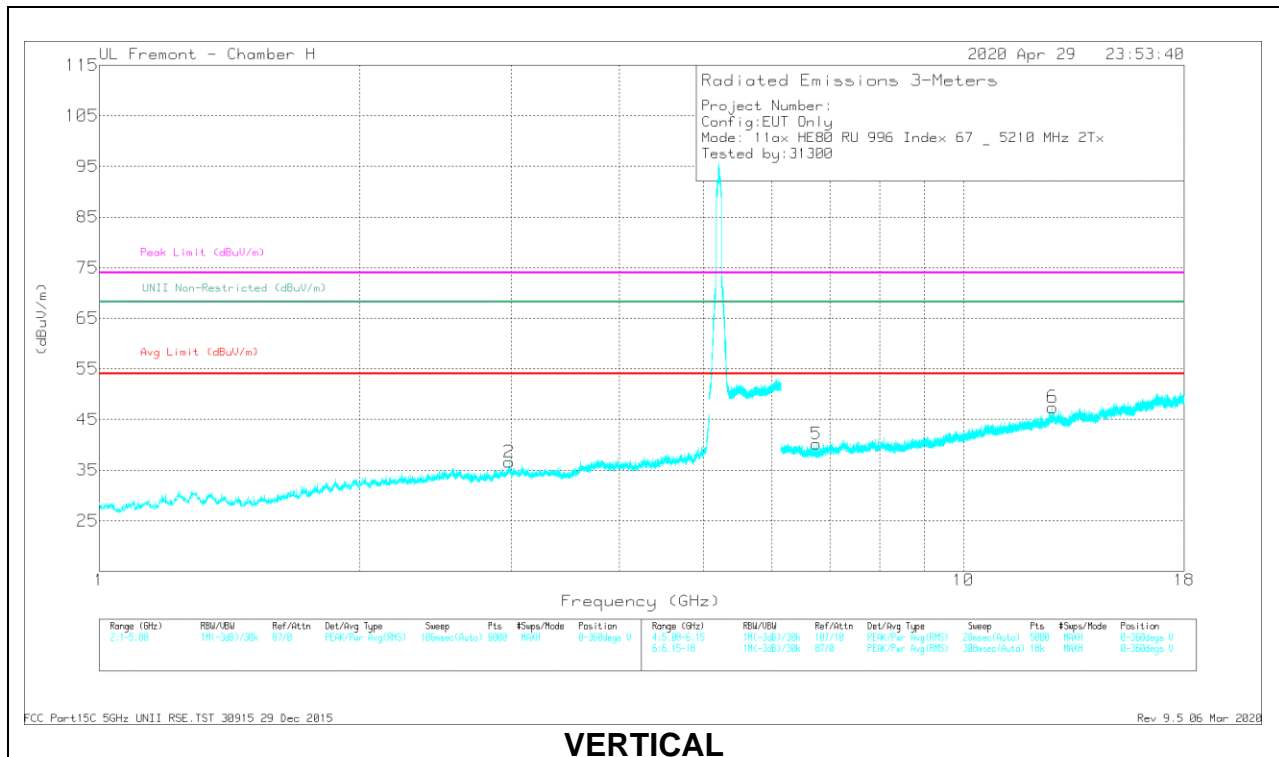
* - indicates frequency in CFR47 Pt 15 / IC RSS-Restricted Band
 Pk - Peak detector
 RMS - RMS detection

HARMONICS AND SPURIOUS EMISSIONS

MID CHANNEL RESULTS



HORIZONTAL



VERTICAL

RADIATED EMISSIONS

Marker	Frequency (GHz)	Meter Reading (dBuV)	Det	AF T863 (dB/m)	Amp/Cbl/Filtr/Pad (dB)	DC Corr (dB)	Corrected Reading (dBuV/m)	Avg Limit (dBuV/m)	Margin (dB)	Peak Limit (dBuV/m)	PK Margin (dB)	UNII Non-Restricted (dBuV/m)	PK Margin (dB)	Azimuth (Degs)	Height (cm)	Polarity
4	*12.1526	36.47	PK-U	38.9	-23.9	0	51.47	-	-	74	-22.53	-	-	360	101	H
	*12.1534	25.15	ADR	38.9	-23.9	0.1	40.25	54	-13.75	-	-	-	-	360	101	H
8	*12.6771	37.45	PK-U	39.8	-23.7	0	53.55	-	-	74	-20.45	-	-	200	200	V
	*12.6777	25.49	ADR	39.8	-23.7	0.1	41.69	54	-12.31	-	-	-	-	200	200	V
1	2.60197	41.9	PK-U	32.4	-32.2	0	42.1	-	-	-	-	68.2	-26.1	291	101	H
2	2.98091	42.15	PK-U	32.8	-31.7	0	43.25	-	-	-	-	68.2	-24.95	358	101	V
5	6.7546	39.85	PK-U	35.4	-29	0	46.25	-	-	-	-	68.2	-21.95	286	101	V
3	7.82116	38.62	PK-U	36.2	-26.7	0	48.12	-	-	-	-	68.2	-20.08	260	200	H

* - indicates frequency in CFR47 Pt 15 / IC RSS-Restricted Band

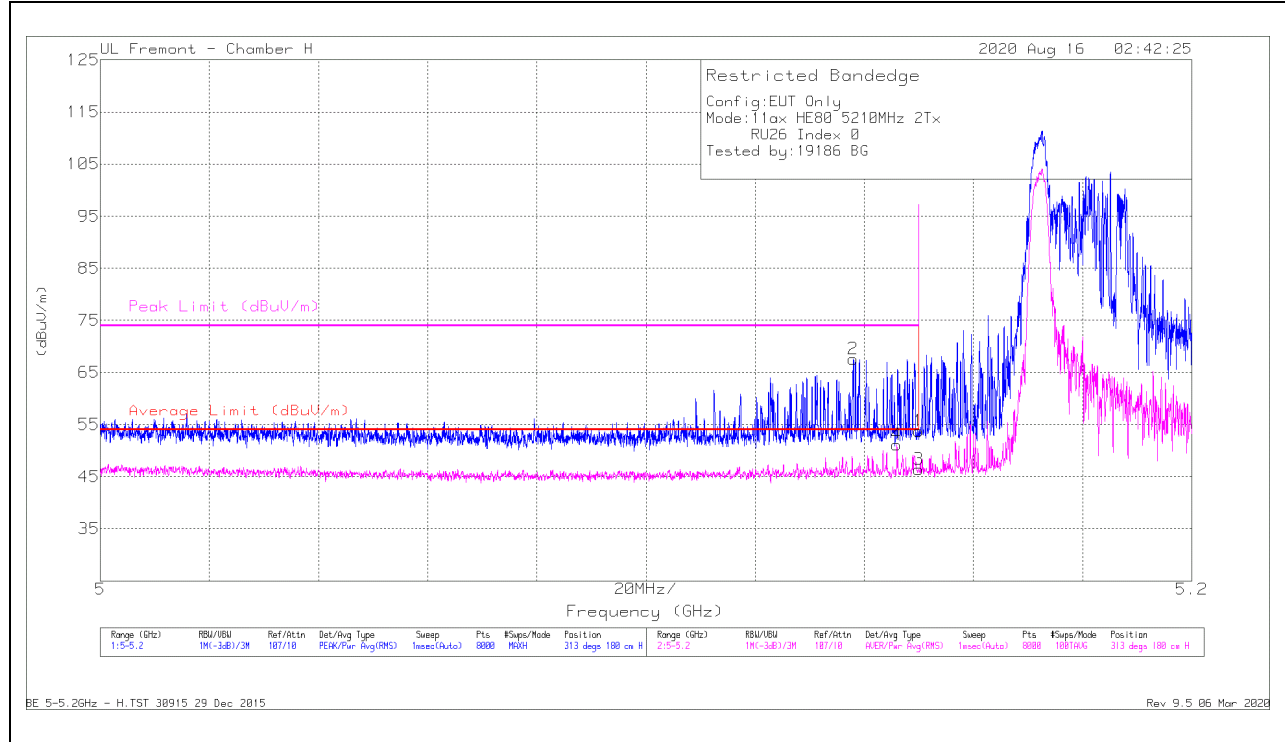
PK-U - U-NII: Maximum Peak

ADR - U-NII AD primary method, RMS average

2TX ANTENNA 6 + ANTENNA 5 OFDMA MODE – 26 Tones, RU Index 0

BANDEDGE (MID CHANNEL)

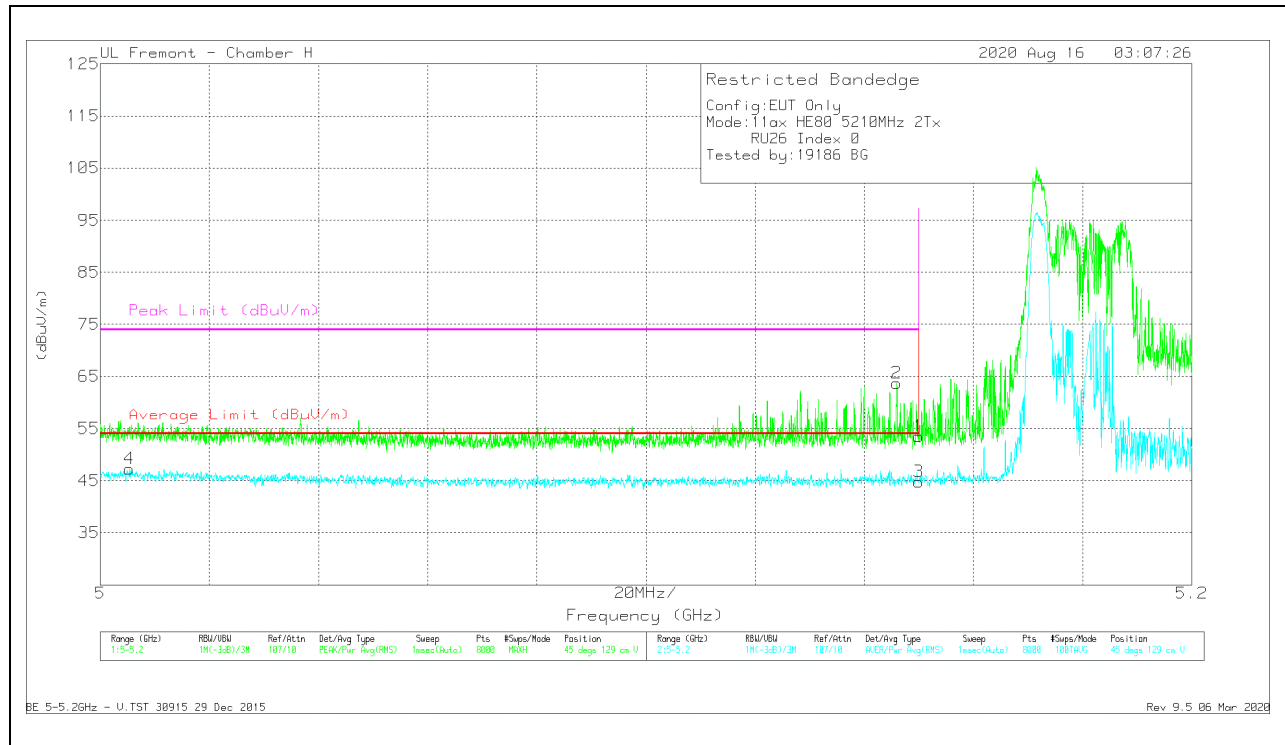
HORIZONTAL RESULT



Marker	Frequency (GHz)	Meter Reading (dBuV)	Det	AF T863 (dB/m)	Amp/Cb/Filtr/Pad (dB)	DC Corr (dB)	Corrected Reading (dBuV/m)	Average Limit (dBuV/m)	Margin (dB)	Peak Limit (dBuV/m)	PK Margin (dB)	Azimuth (Degs)	Height (cm)	Polarity
1	* 5.14999	40.62	Pk	34.4	-21.3	0	53.72	-	-	74	-20.28	313	180	H
2	* 5.13802	54.45	Pk	34.4	-21.3	0	67.55	-	-	74	-6.45	313	180	H
3	* 5.14999	33.27	RMS	34.4	-21.3	.1	46.47	54	-7.53	-	-	313	180	H
4	* 5.14597	38.21	RMS	34.3	-21.4	.1	51.21	54	-2.79	-	-	313	180	H

* - indicates frequency in CFR47 Pt 15 / IC RSS-Restricted Band
 Pk - Peak detector
 RMS - RMS detection

VERTICAL RESULT

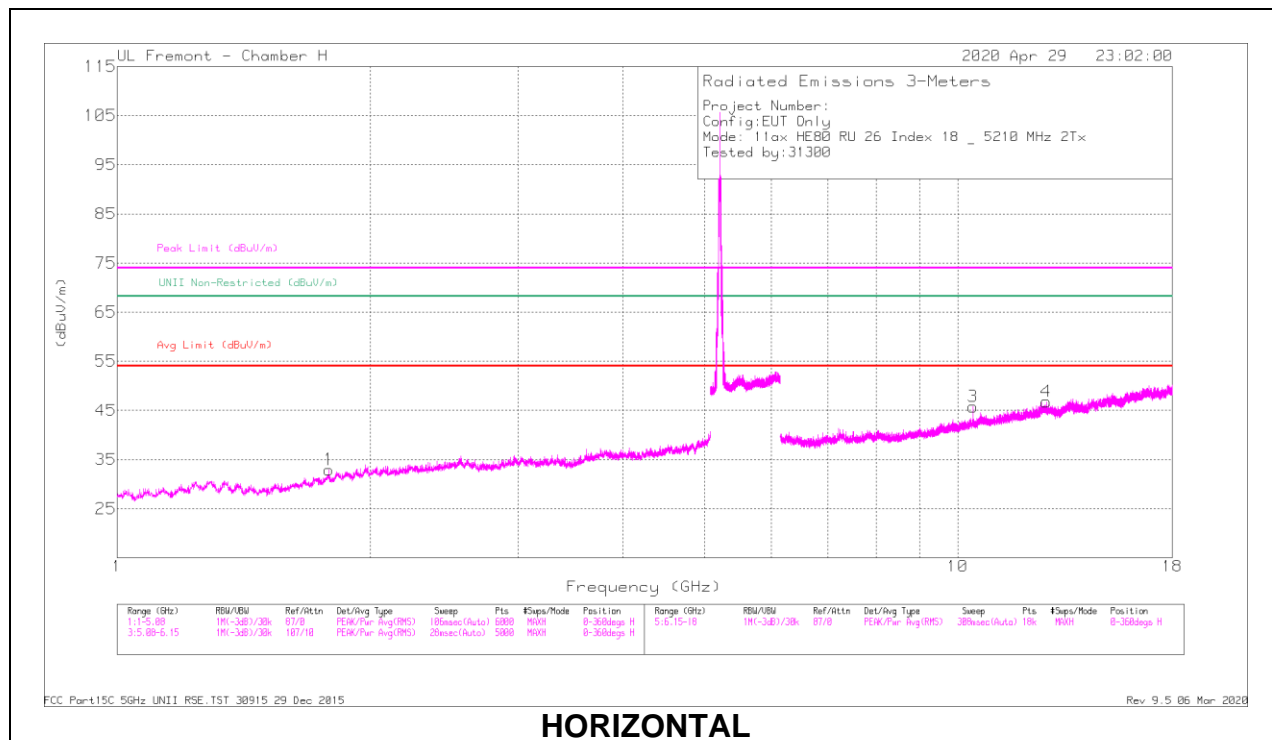


Marker	Frequency (GHz)	Meter Reading (dBuV)	Det	AF T863 (dB/m)	Amp/Cb/Fitr/Pad (dB)	DC Corr (dB)	Corrected Reading (dBuV/m)	Average Limit (dBuV/m)	Margin (dB)	Peak Limit (dBuV/m)	PK Margin (dB)	Azimuth (Degs)	Height (cm)	Polarity
1	* 5.14999	40.45	Pk	34.4	-21.3	0	53.55	-	-	74	-20.45	45	129	V
2	* 5.14597	50.8	Pk	34.3	-21.4	0	63.7	-	-	74	-10.3	45	129	V
3	* 5.14999	31.66	RMS	34.4	-21.3	.1	44.86	54	-9.14	-	-	45	129	V
4	* 5.00538	34.51	RMS	34.2	-21.5	.1	47.31	54	-6.69	-	-	45	129	V

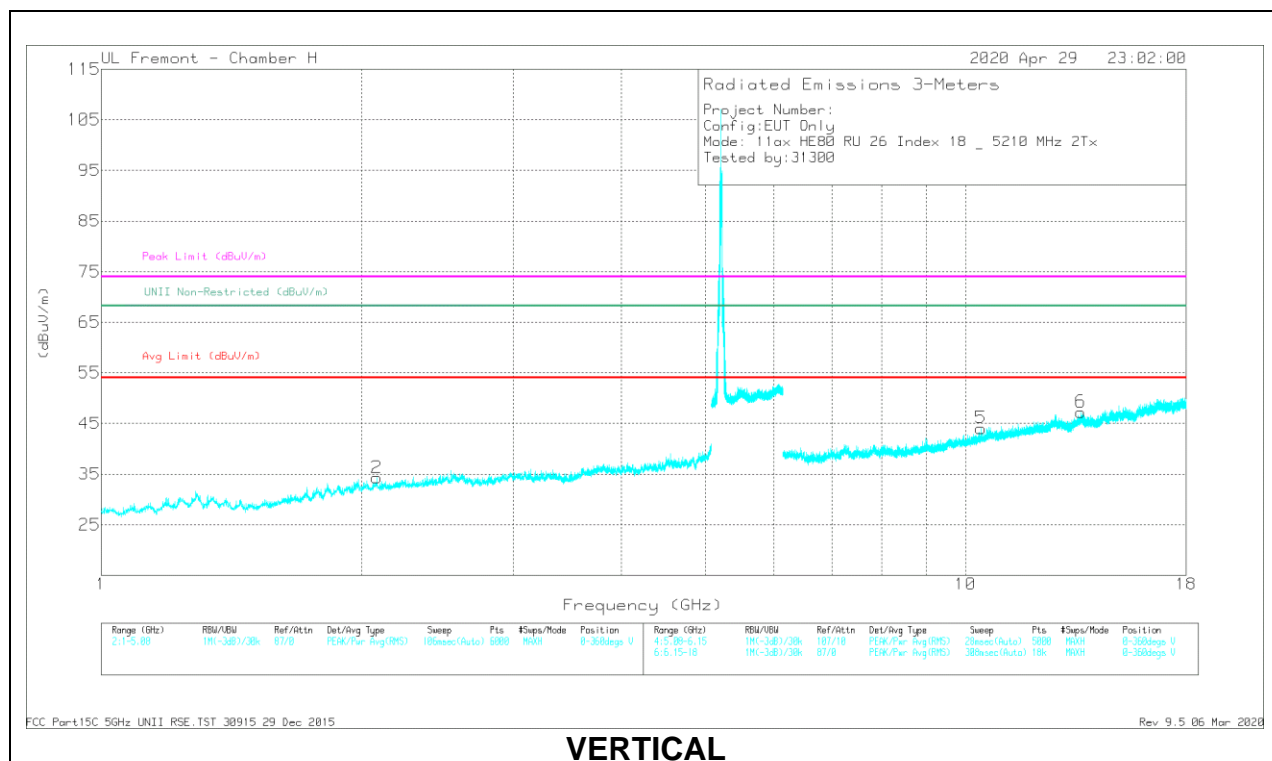
* - indicates frequency in CFR47 Pt 15 / IC RSS-Restricted Band
 Pk - Peak detector
 RMS - RMS detection

HARMONICS AND SPURIOUS EMISSIONS

MID CHANNEL RESULTS



HORIZONTAL



VERTICAL

RADIATED EMISSIONS

Marker	Frequency (GHz)	Meter Reading (dBuV)	Det	AF T863 (dB/m)	Amp/Cbl/Filtr/Pad (dB)	Corrected Reading (dBuV/m)	UNII Non-Restricted (dBuV/m)	PK Margin (dB)	Azimuth (Degs)	Height (cm)	Polarity
1	1.7829	43.23	PK-U	30.1	-34.4	38.93	68.2	-29.27	216	101	H
2	2.0814	43.4	PK-U	31.7	-34.2	40.9	68.2	-27.3	35	101	V
5	10.421	41.47	PK-U	37.4	-24.4	54.47	68.2	-13.73	323	107	H
3	10.421	39.55	PK-U	37.4	-24.4	52.55	68.2	-15.65	294	139	V
4	12.744	36.75	PK-U	39.8	-23.8	52.75	68.2	-15.45	268	199	H
6	13.599	37.18	PK-U	39.7	-23.1	53.78	68.2	-14.42	236	101	V

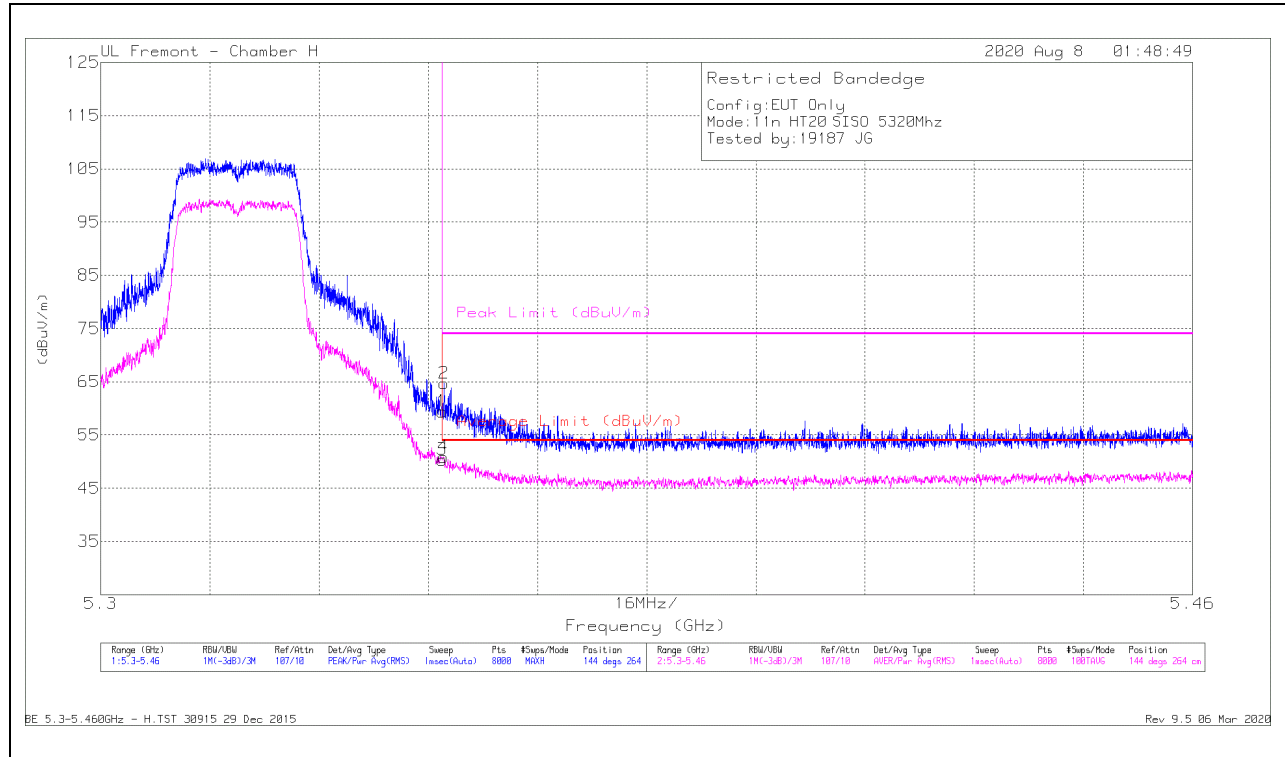
PK-U - U-NII: Maximum Peak

1.1.7. TX ABOVE 1 GHz 802.11n HT20 MODE IN THE 5.3 GHz BAND

ANTENNA 6

BANDEDGE (HIGH CHANNEL)

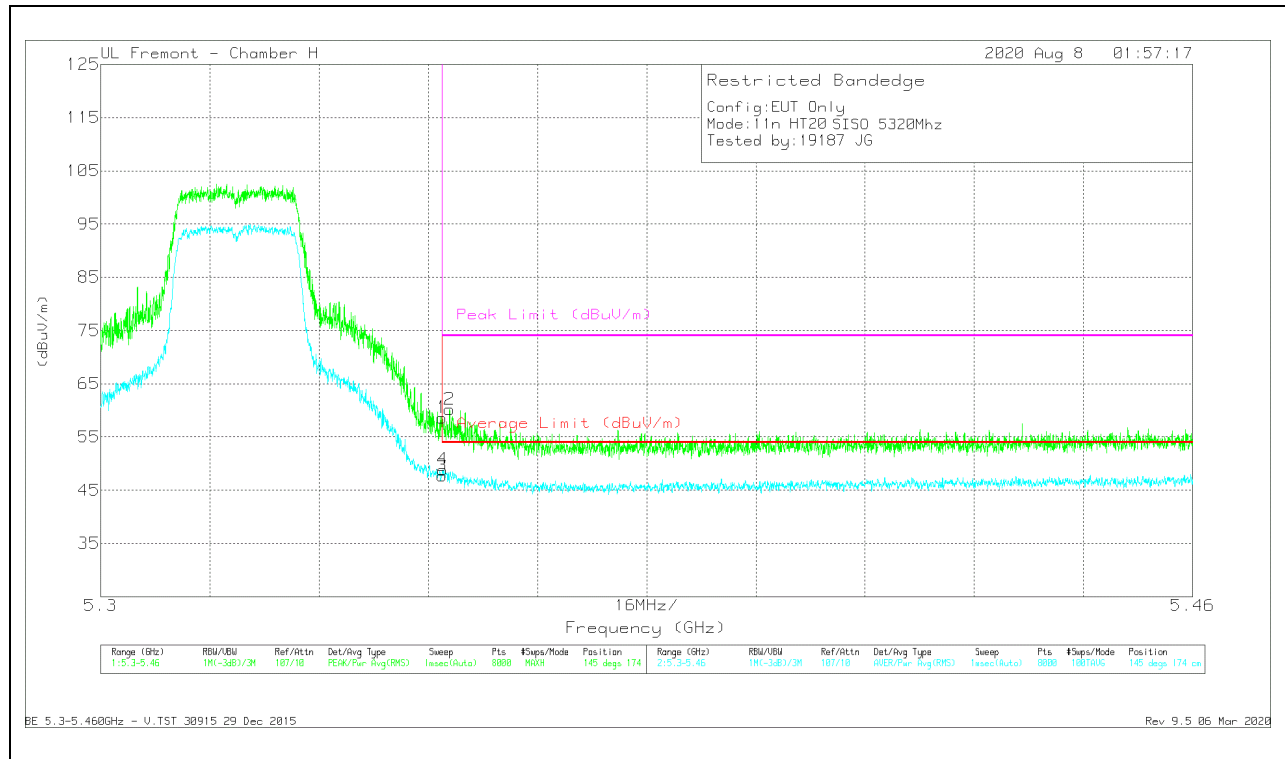
HORIZONTAL RESULT



Marker	Frequency (GHz)	Meter Reading (dBuV)	Det	AF T863 (dB/m)	Amp/Cbl/Filtr/Pad (dB)	DC Corr (dB)	Corrected Reading (dBuV/m)	Average Limit (dBuV/m)	Margin (dB)	Peak Limit (dBuV/m)	PK Margin (dB)	Azimuth (Degs)	Height (cm)	Polarity
1	* 5.35001	45.41	Pk	34.9	-20.9	0	59.41	-	-	74	-14.59	144	264	H
2	* 5.35031	50.71	Pk	34.9	-20.9	0	64.71	-	-	74	-9.29	144	264	H
3	* 5.35001	36.02	RMS	34.9	-20.9	.33	50.35	54	-3.65	-	-	144	264	H
4	* 5.35019	36.52	RMS	34.9	-20.9	.33	50.85	54	-3.15	-	-	144	264	H

* - indicates frequency in CFR47 Pt 15 / IC RSS-Restricted Band
 Pk - Peak detector
 RMS - RMS detection

VERTICAL RESULT



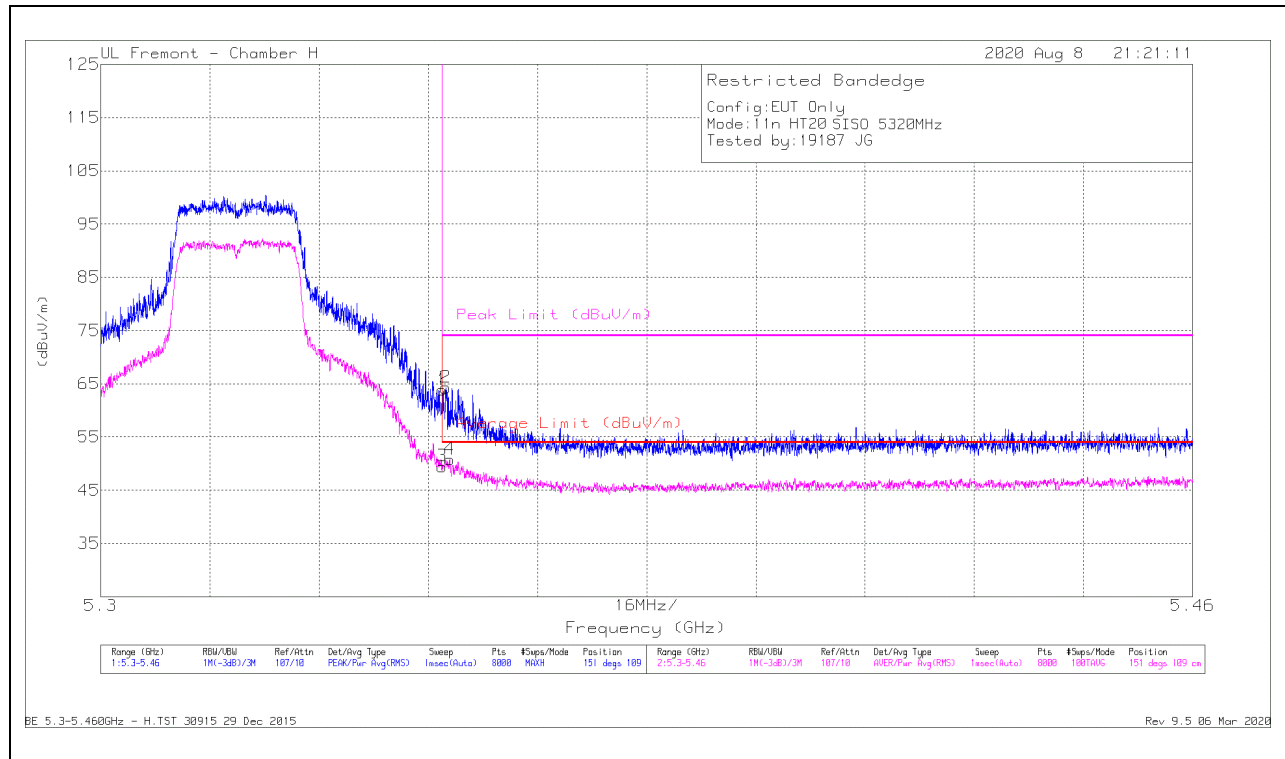
Marker	Frequency (GHz)	Meter Reading (dBuV)	Det	AF T863 (dB/m)	Amp/CbI/Fitr/Pad (dB)	DC Corr (dB)	Corrected Reading (dBuV/m)	Average Limit (dBuV/m)	Margin (dB)	Peak Limit (dBuV/m)	PK Margin (dB)	Azimuth (Degs)	Height (cm)	Polarity
1	* 5.35001	44.61	Pk	34.9	-20.9	0	58.61	-	-	74	-15.39	145	174	V
2	* 5.35111	46.16	Pk	34.9	-20.9	0	60.16	-	-	74	-13.84	145	174	V
3	* 5.35001	33.39	RMS	34.9	-20.9	.33	47.72	54	-6.28	-	-	145	174	V
4	* 5.35009	34.51	RMS	34.9	-20.9	.33	48.84	54	-5.16	-	-	145	174	V

* - indicates frequency in CFR47 Pt 15 / IC RSS-Restricted Band
 Pk - Peak detector
 RMS - RMS detection

ANTENNA 5

BANDEDGE (HIGH CHANNEL)

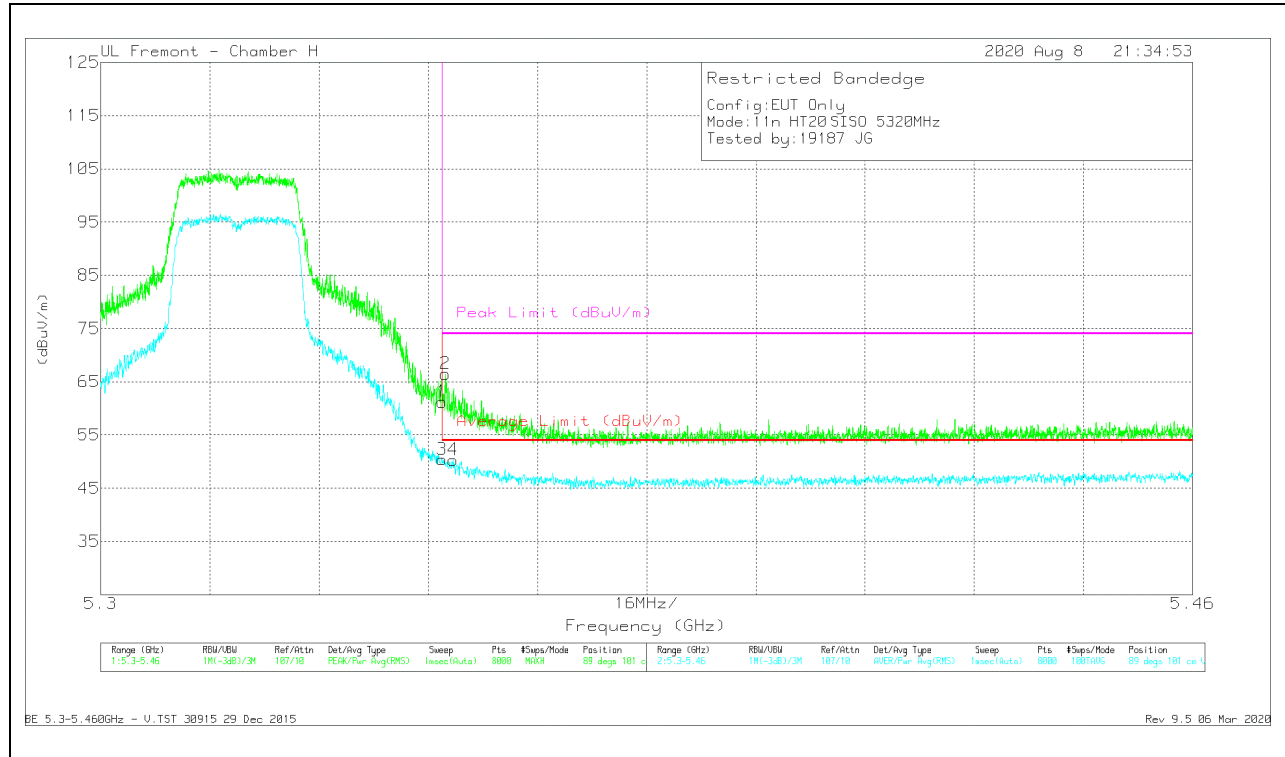
HORIZONTAL RESULT



Marker	Frequency (GHz)	Meter Reading (dBuV)	Det	AF T863 (dB/m)	Amp/Cb/Filtr/Pad (dB)	DC Corr (dB)	Corrected Reading (dBuV/m)	Average Limit (dBuV/m)	Margin (dB)	Peak Limit (dBuV/m)	PK Margin (dB)	Azimuth (Degs)	Height (cm)	Polarity
1	* 5.35001	49.86	Pk	34.9	-20.9	0	63.86	-	-	74	-10.14	151	109	H
2	* 5.35055	50.29	Pk	34.9	-20.9	0	64.29	-	-	74	-9.71	151	109	H
3	* 5.35001	35.15	RMS	34.9	-20.9	.33	49.48	54	-4.52	-	-	151	109	H
4	* 5.35113	36.49	RMS	34.9	-20.9	.33	50.82	54	-3.18	-	-	151	109	H

* - indicates frequency in CFR47 Pt 15 / IC RSS-Restricted Band
 Pk - Peak detector
 RMS - RMS detection

VERTICAL RESULT



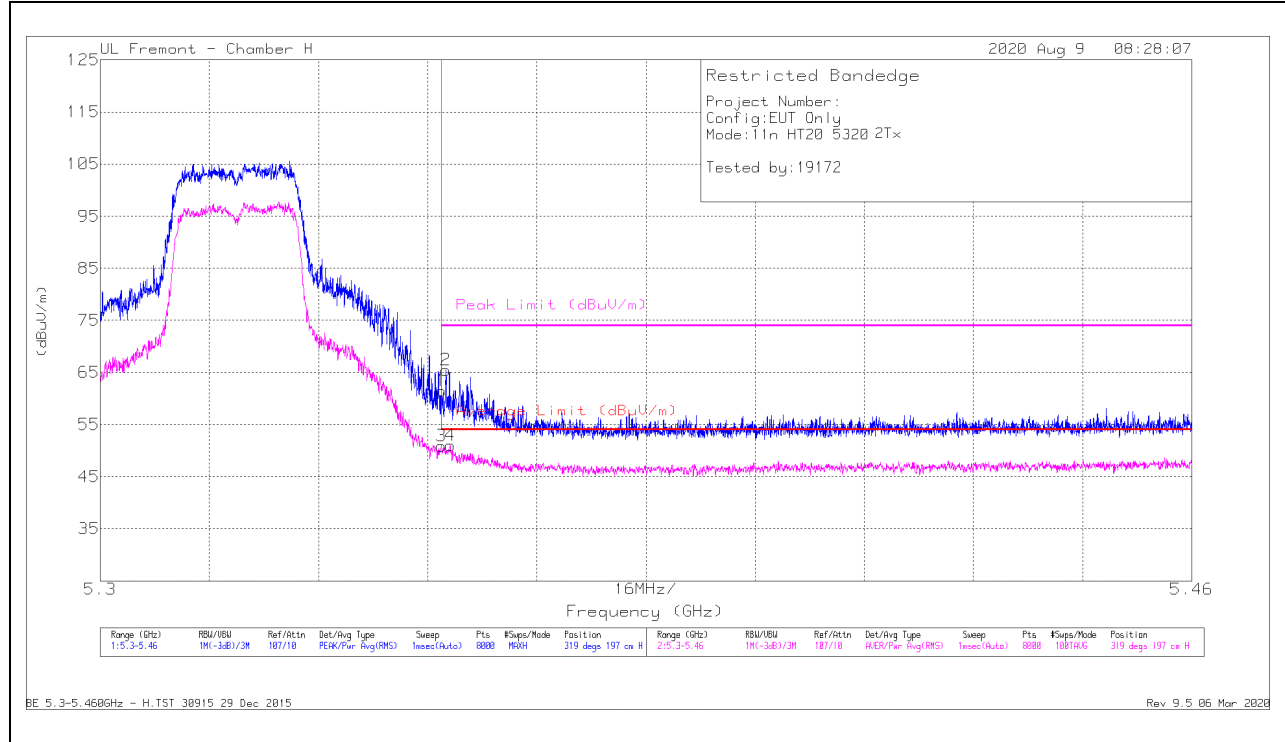
Marker	Frequency (GHz)	Meter Reading (dBuV)	Det	AF T863 (dB/m)	Amp/CbI/Fitr/Pad (dB)	DC Corr (dB)	Corrected Reading (dBuV/m)	Average Limit (dBuV/m)	Margin (dB)	Peak Limit (dBuV/m)	PK Margin (dB)	Azimuth (Degs)	Height (cm)	Polarity
1	* 5.35001	47.24	Pk	34.9	-20.9	0	61.24	-	-	74	-12.76	89	101	V
2	* 5.35051	52.49	Pk	34.9	-20.9	0	66.49	-	-	74	-7.51	89	101	V
3	* 5.35001	36.05	RMS	34.9	-20.9	.33	50.38	54	-3.62	-	-	89	101	V
4	* 5.35161	35.96	RMS	34.9	-20.9	.33	50.29	54	-3.71	-	-	89	101	V

* - indicates frequency in CFR47 Pt 15 / IC RSS-Restricted Band
 PK - Peak detector
 RMS - RMS detection

2TX ANTENNA 6 + ANTENNA 5 CDD MODE

BANDEDGE (HIGH CHANNEL)

HORIZONTAL RESULT



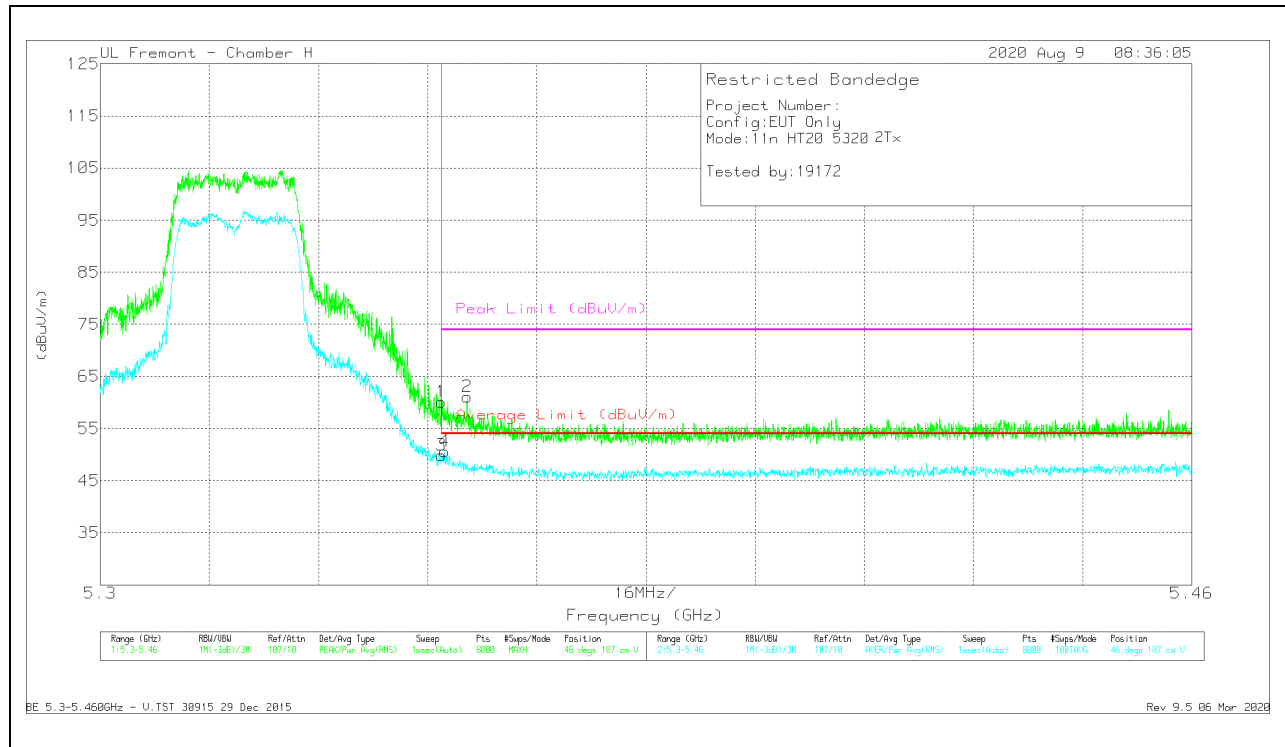
BE 5.3-5.46GHz - H.TST 30915 29 Dec 2015

Rev 9.5.06 Mar 2020

Marker	Frequency (GHz)	Meter Reading (dBuV)	Det	AF T863 (dB/m)	Amp/Cb/Filtr/Pad (dB)	DC Corr (dB)	Corrected Reading (dBuV/m)	Average Limit (dBuV/m)	Margin (dB)	Peak Limit (dBuV/m)	PK Margin (dB)	Azimuth (Degs)	Height (cm)	Polarity
1	* 5.35001	47.51	Pk	34.9	-20.9	0	61.51	-	-	74	-12.49	319	197	H
2	* 5.35069	51.47	Pk	34.9	-20.9	0	65.47	-	-	74	-8.53	319	197	H
3	* 5.35001	36.3	RMS	34.9	-20.9	.58	50.87	54	-3.13	-	-	319	197	H
4	* 5.35129	36.43	RMS	34.9	-20.9	.58	51	54	-3	-	-	319	197	H

* - indicates frequency in CFR47 Pt 15 / IC RSS-Restricted Band
 Pk - Peak detector
 RMS - RMS detection

VERTICAL RESULT

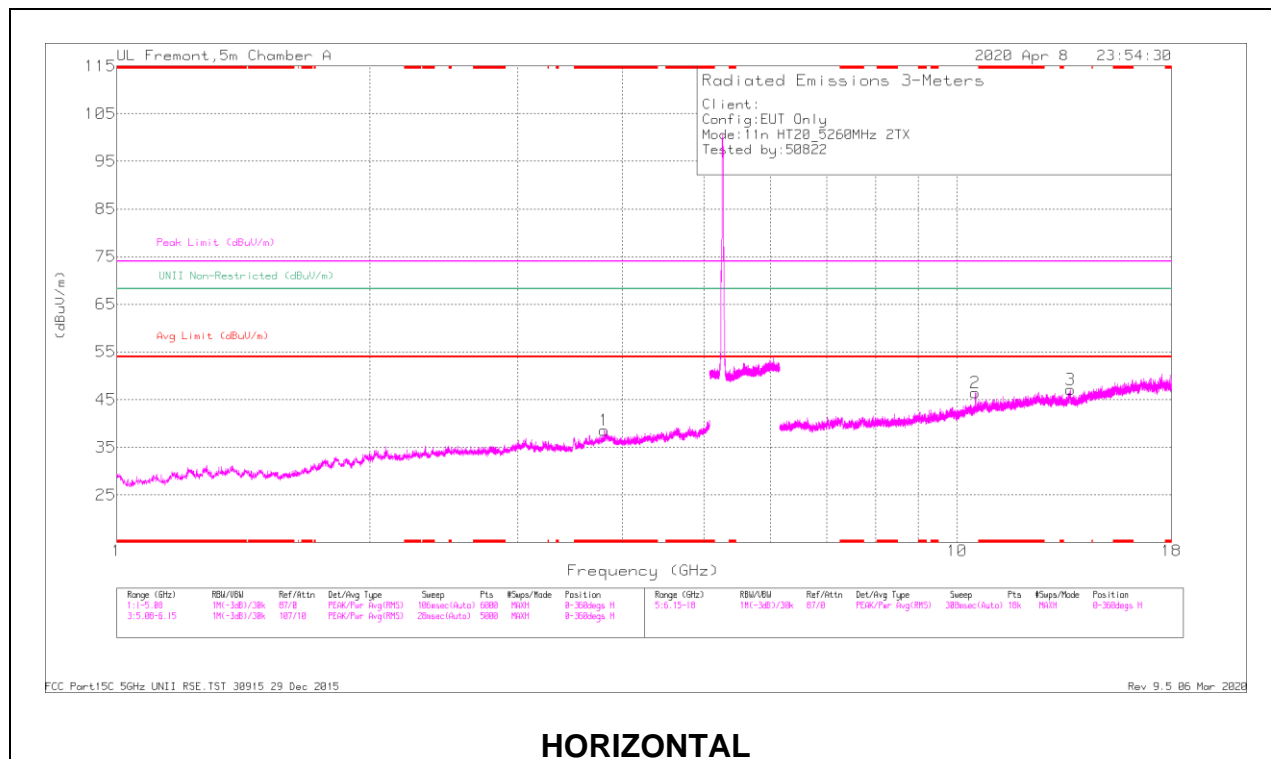


Marker	Frequency (GHz)	Meter Reading (dBuV)	Det	AF T863 (dB/m)	Amp/Cb/Fitr/Pad (dB)	DC Corr (dB)	Corrected Reading (dBuV/m)	Average Limit (dBuV/m)	Margin (dB)	Peak Limit (dBuV/m)	PK Margin (dB)	Azimuth (Degs)	Height (cm)	Polarity
1	* 5.35001	46.1	Pk	34.9	-20.9	0	60.1	-	-	74	-13.9	46	187	V
2	* 5.35379	47.2	Pk	34.9	-21	0	61.1	-	-	74	-12.9	46	187	V
3	* 5.35001	35.33	RMS	34.9	-20.9	.58	49.9	54	-4.1	-	-	46	187	V
4	* 5.35047	36.05	RMS	34.9	-20.9	.58	50.62	54	-3.38	-	-	46	187	V

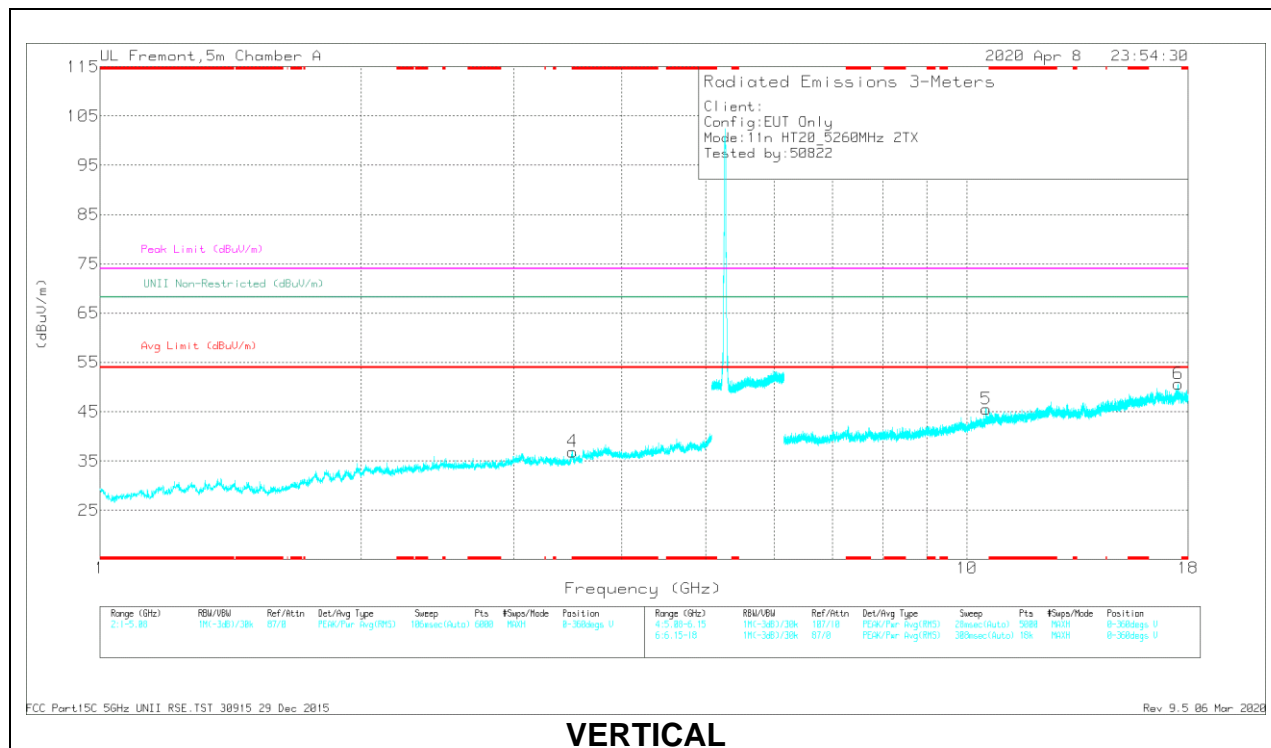
* - indicates frequency in CFR47 Pt 15 / IC RSS-Restricted Band
 PK - Peak detector
 RMS - RMS detection

HARMONICS AND SPURIOUS EMISSIONS

LOW CHANNEL RESULTS



HORIZONTAL



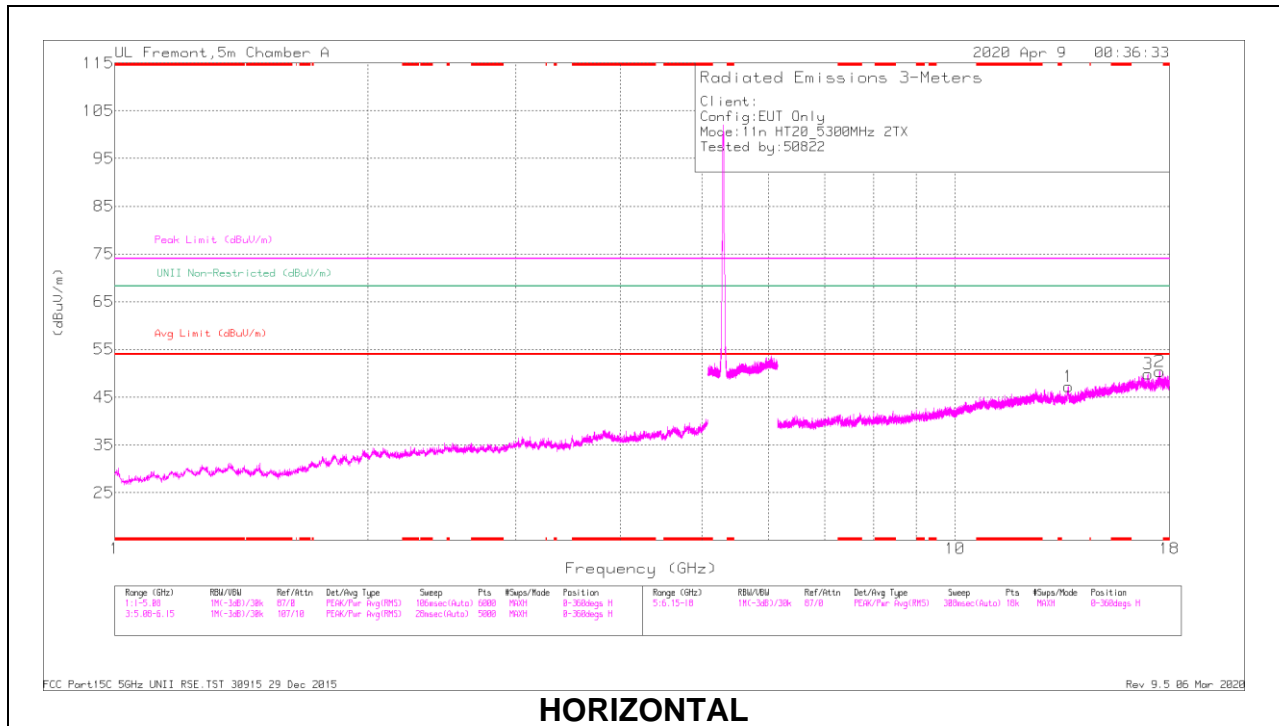
VERTICAL

RADIATED EMISSIONS

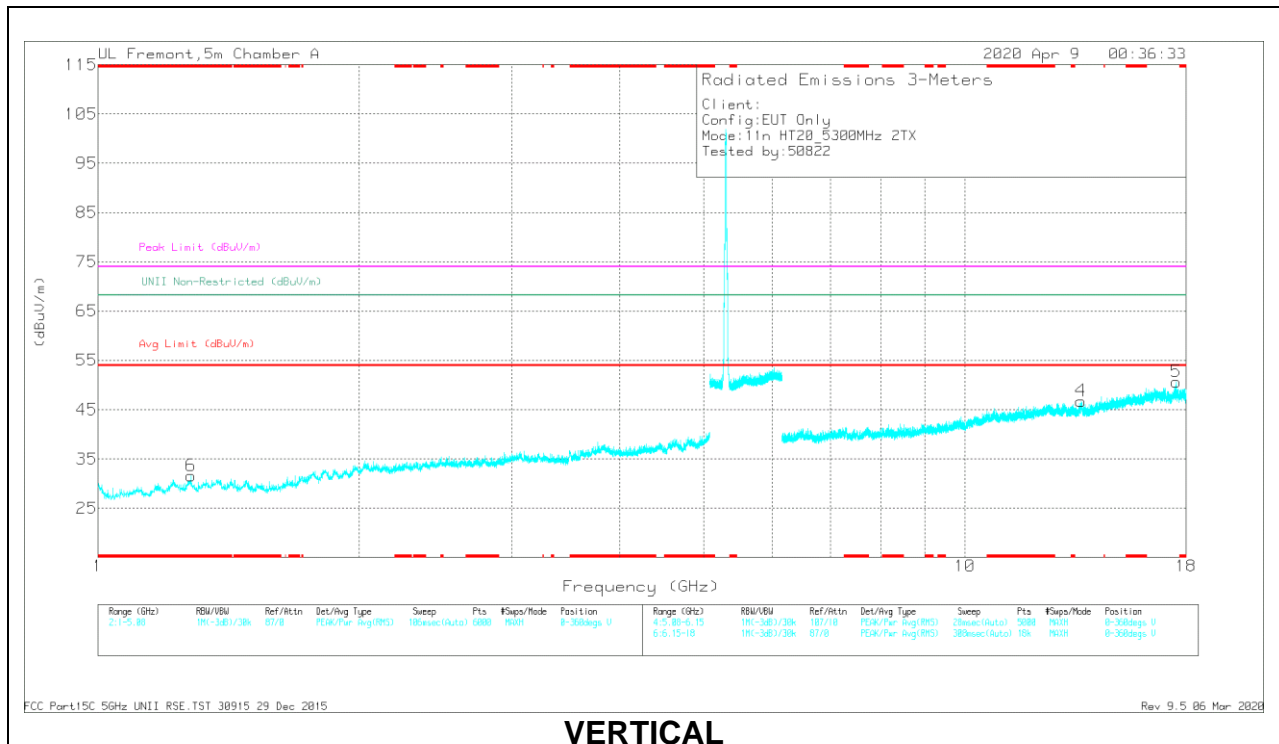
Marker	Frequency (GHz)	Meter Reading (dBuV)	Det	AF T346 (dB/m)	Amp/Cb/Fitr/Pad (dB)	DC Corr (dB)	Corrected Reading (dBuV/m)	Avg Limit (dBuV/m)	Margin (dB)	Peak Limit (dBuV/m)	PK Margin (dB)	UNII Non-Restricted (dBuV/m)	PK Margin (dB)	Azimuth (Degs)	Height (cm)	Polarity
1	* 3.80449	40.07	PK-U	33.7	-29.6	0	44.17	-	-	74	-29.83	-	-	24	187	H
	* 3.80309	28.54	ADR	33.7	-29.6	0.58	33.22	54	-20.78	-	-	-	-	24	187	H
4	* 3.50891	40.57	PK-U	33.8	-30.1	0	44.27	-	-	74	-29.73	-	-	297	135	V
	* 3.5072	28.32	ADR	34	-30.1	0.58	32.8	54	-21.2	-	-	-	-	297	135	V
2	10.5227	37.12	PK-U	37.7	-21.2	0	53.62	-	-	-	-	68.2	-14.58	65	158	H
5	10.52754	37.13	PK-U	37.7	-21.1	0	53.73	-	-	-	-	68.2	-14.47	89	132	V
3	13.64222	34.08	PK-U	38.6	-19.4	0	53.28	-	-	-	-	68.2	-14.92	74	325	H
6	17.52689	34.53	PK-U	41.2	-18	0	57.73	-	-	-	-	68.2	-10.47	156	143	V

* - indicates frequency in CFR47 Pt 15 / IC RSS-Restricted Band
 PK-U - U-NII: Maximum Peak
 ADR - U-NII AD primary method, RMS average

MID CHANNEL RESULTS



HORIZONTAL



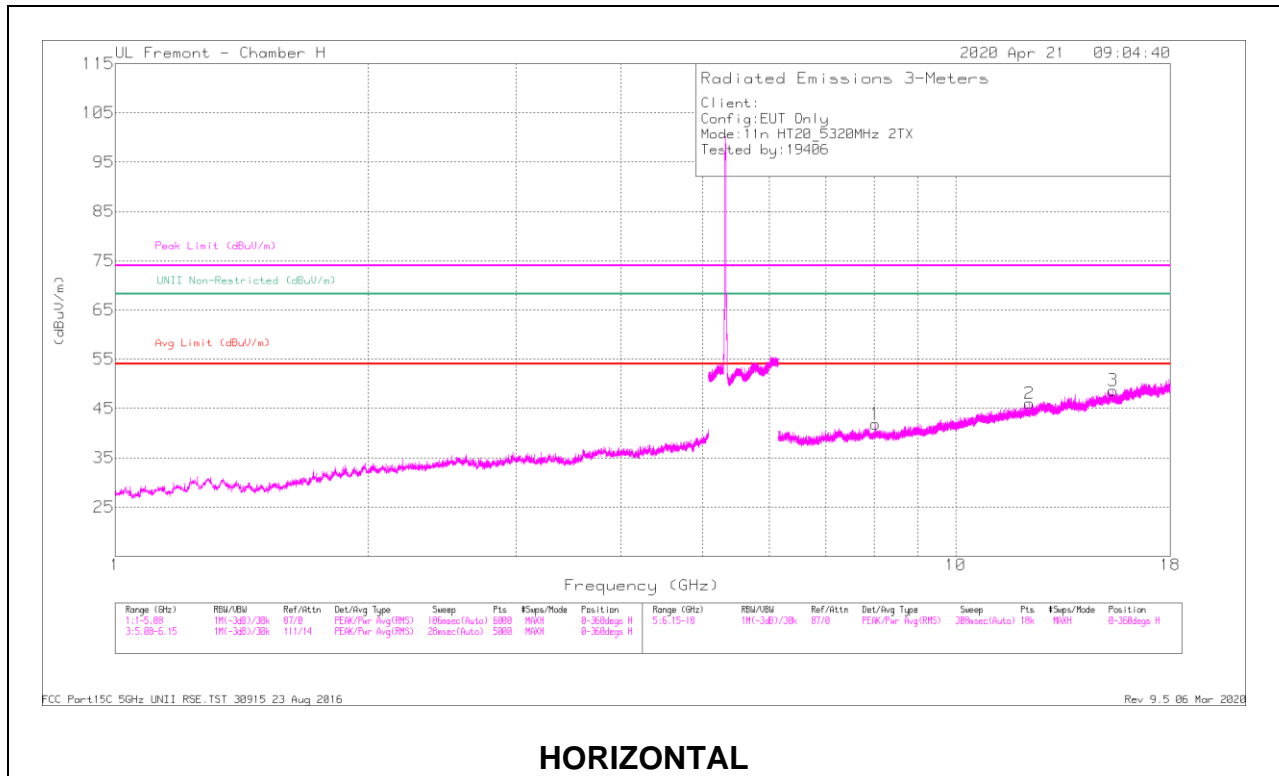
VERTICAL

RADIATED EMISSIONS

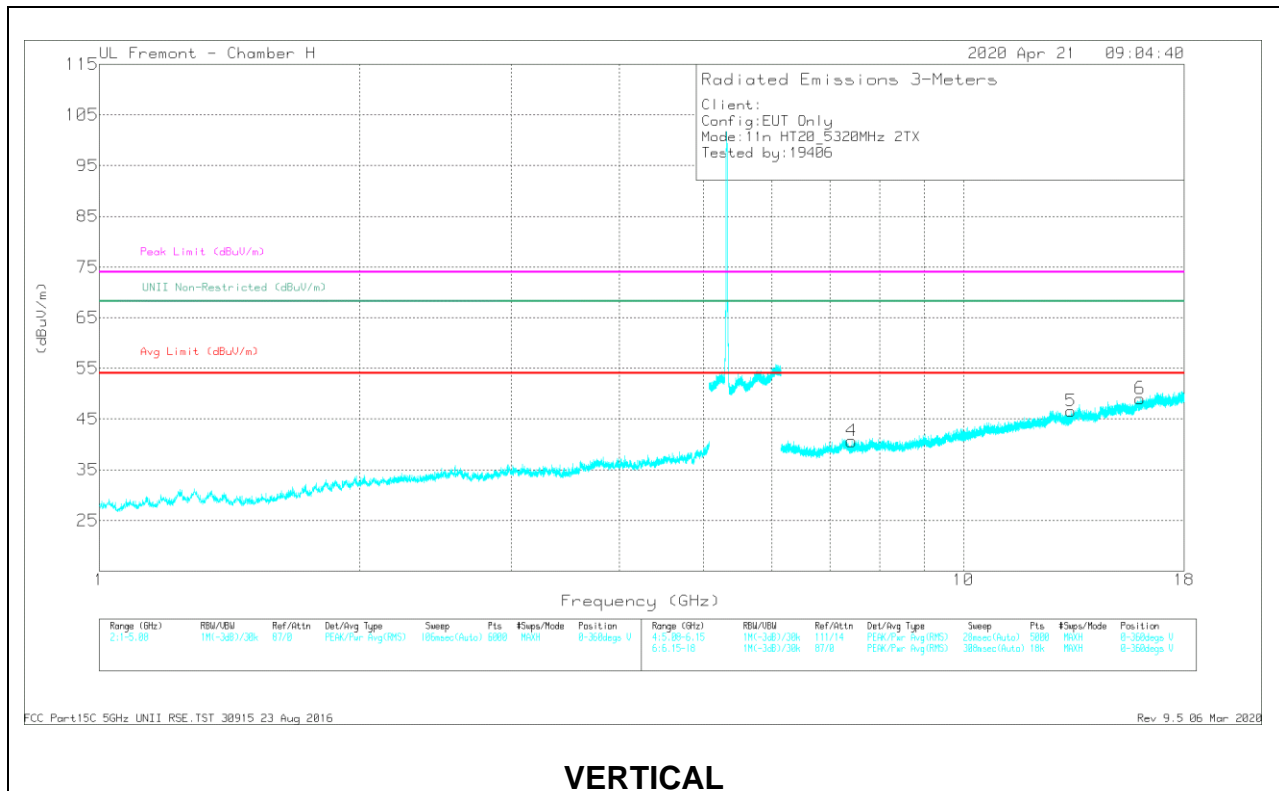
Marker	Frequency (GHz)	Meter Reading (dBuV)	Det	AF T346 (dB/m)	Amp/Cbl/Fitr/Pad (dB)	DC Corr (dB)	Corrected Reading (dBuV/m)	Avg Limit (dBuV/m)	Margin (dB)	Peak Limit (dBuV/m)	PK Margin (dB)	UNII Non-Restricted (dBuV/m)	PK Margin (dB)	Azimuth (Degs)	Height (cm)	Polarity
6	* 1.27817	42.52	PK-U	29.1	-33.3	0	38.32	-	-	74	-35.68	-	-	292	142	V
	* 1.27872	30.49	ADR	29.1	-33.3	.58	26.87	54	-27.13	-	-	-	-	292	142	V
4	13.61517	33.95	PK-U	38.6	-19.6	0	52.95	-	-	-	-	68.2	-15.25	330	265	V
1	13.64359	34.21	PK-U	38.6	-19.5	0	53.31	-	-	-	-	68.2	-14.89	316	165	H
3	16.96457	34.45	PK-U	41.2	-18.7	0	56.95	-	-	-	-	68.2	-11.25	10	124	H
2	17.52636	34.66	PK-U	41.2	-18	0	57.86	-	-	-	-	68.2	-10.34	229	180	H
5	17.52862	34.01	PK-U	41.2	-18	0	57.21	-	-	-	-	68.2	-10.99	0	312	V

* - indicates frequency in CFR47 Pt 15 / IC RSS-Restricted Band
 PK-U - U-NII: Maximum Peak
 ADR - U-NII AD primary method, RMS average

HIGH CHANNEL RESULTS



HORIZONTAL



VERTICAL

RADIATED EMISSIONS

Marker	Frequency (GHz)	Meter Reading (dBuV)	Det	AF T863 (dB/m)	Amp/Cbl/Filtr/Pad (dB)	DC Corr (dB)	Corrected Reading (dBuV/m)	Avg Limit (dBuV/m)	Margin (dB)	Peak Limit (dBuV/m)	PK Margin (dB)	Azimuth (Degs)	Height (cm)	Polarity
1	* 8.03221	38.71	PK-U	36.1	-26.9	0	47.91	-	-	74	-26.09	277	128	H
	* 8.02994	27.44	ADR	36.1	-26.9	0.58	37.22	54	-16.78	-	-	277	128	H
2	* 12.24369	36.88	PK-U	39	-23.9	0	51.98	-	-	74	-22.02	197	163	H
	* 12.24436	25.83	ADR	39	-23.9	0.58	41.51	54	-12.49	-	-	197	163	H
3	* 15.38423	36.6	PK-U	41	-22.9	0	54.7	-	-	74	-19.3	143	222	H
	* 15.38212	25.45	ADR	40.9	-22.8	0.58	44.13	54	-9.87	-	-	143	222	H
4	* 7.42006	39.91	PK-U	36.1	-28.5	0	47.51	-	-	74	-26.49	64	296	V
	* 7.42223	28.29	ADR	36.1	-28.5	0.58	36.47	54	-17.53	-	-	64	296	V
5	* 13.31266	37.71	PK-U	39.5	-24.3	0	52.91	-	-	74	-21.09	186	224	V
	* 13.31098	26.6	ADR	39.4	-24.3	0.58	42.28	54	-11.72	-	-	186	224	V
6	* 16.01697	36.84	PK-U	41.5	-23	0	55.34	-	-	74	-18.66	112	272	V
	* 16.01893	25.58	ADR	41.5	-23	0.58	44.66	54	-9.34	-	-	112	272	V

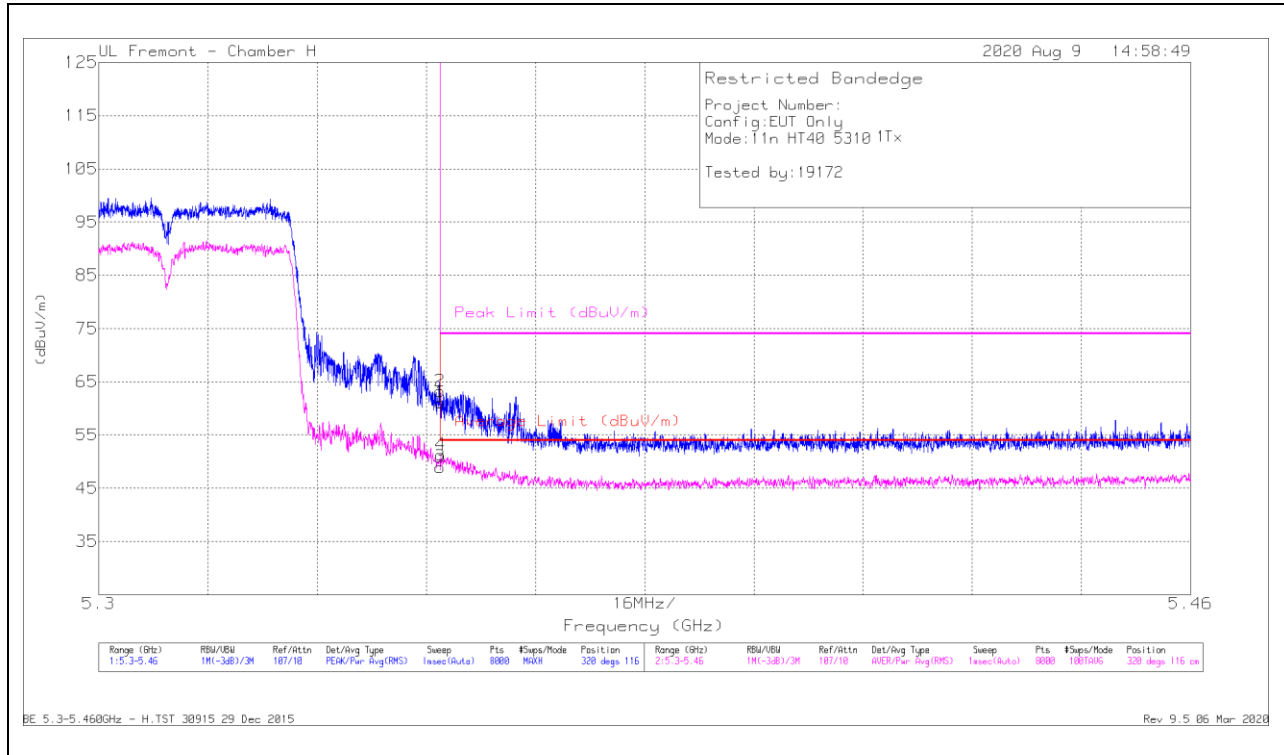
* - indicates frequency in CFR47 Pt 15 / IC RSS-Restricted Band
 PK-U - U-NII: Maximum Peak
 ADR - U-NII AD primary method, RMS average

1.1.8. TX ABOVE 1 GHz 802.11n HT40 MODE IN THE 5.3 GHz BAND

ANTENNA 6

BANDEDGE (HIGH CHANNEL)

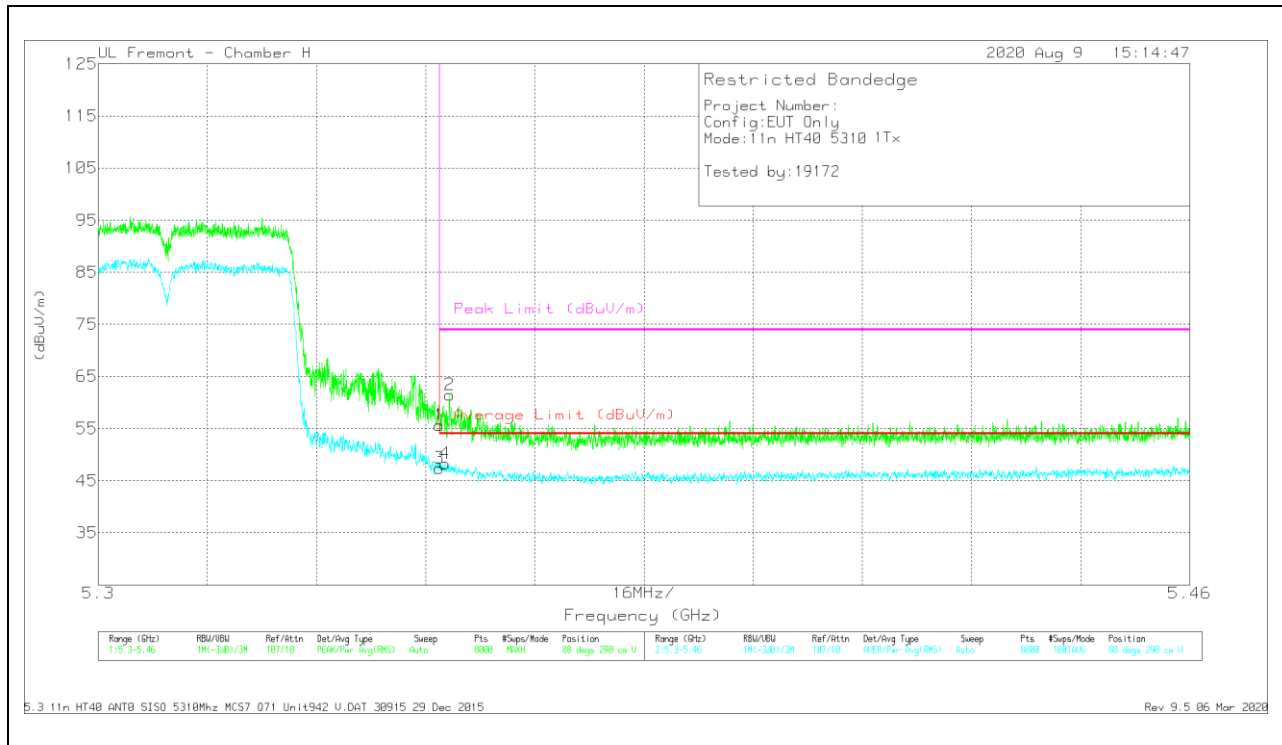
HORIZONTAL RESULT



Marker	Frequency (GHz)	Meter Reading (dBuV)	Det	AF 1963 (dB/m)	Amp/CBI/FRR/Pad (dB)	DC Corr (dB)	Corrected Reading (dBuV/m)	Average Limit (dBuV/m)	Margin (dB)	Peak Limit (dBuV/m)	PK Margin (dB)	Azimuth (Degs)	Height (cm)	Polarity
1	* 5.35001	47.06	Pk	34.9	-20.9	0	61.08	-	-	74	-12.92	320	116	H
2	* 5.35005	49.23	Pk	34.9	-20.9	0	63.23	-	-	74	-10.77	320	116	H
3	* 5.35001	34.35	RMS	34.9	-20.9	.64	48.98	54	-5.02	-	-	320	116	H
4	* 5.35011	36.64	RMS	34.9	-20.9	.64	51.27	54	-2.73	-	-	320	116	H

* - indicates frequency in CFR47 Pt 15 / IC RSS-Restricted Band
 Pk - Peak detector
 RMS - RMS detection

VERTICAL RESULT



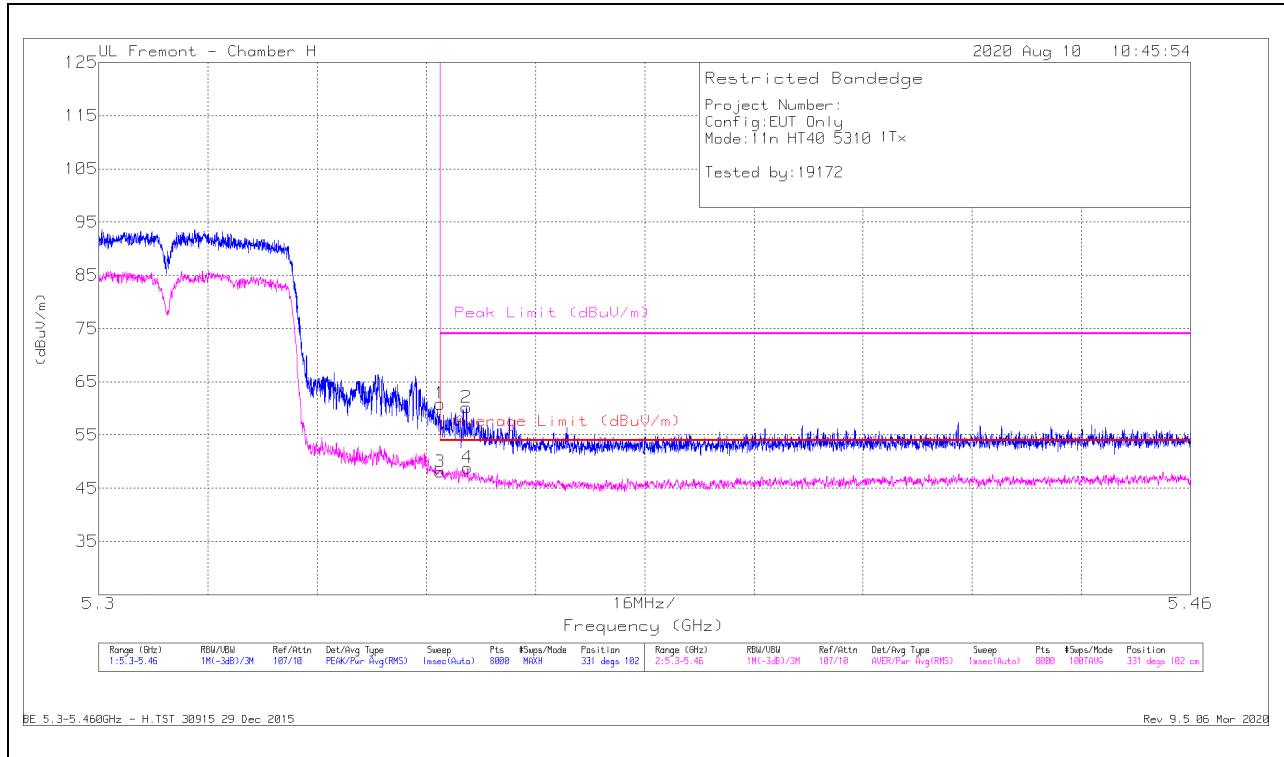
Marker	Frequency (GHz)	Meter Reading (dBuV)	Det	AF T863 (dB/m)	Amp/CM/Ftr/Pad (dB)	DC Corr (dB)	Corrected Reading (dBuV/m)	Average Limit (dBuV/m)	Margin (dB)	Peak Limit (dBuV/m)	PK Margin (dB)	Azimuth (Degs)	Height (cm)	Polarity
1	* 5.35001	41.59	PK	34.9	-20.9	0	55.59	-	-	74	-18.41	88	290	V
2	* 5.35151	47.42	PK	34.9	-20.9	0	61.42	-	-	74	-12.58	88	290	V
3	* 5.35001	32.76	RMS	34.9	-20.9	.64	47.39	54	-6.61	-	-	88	290	V
4	* 5.35083	33.67	RMS	34.9	-20.9	.64	48.3	54	-5.7	-	-	88	290	V

* - indicates frequency in CFR47 Pt 15 / IC RSS-Restricted Band
 Pk - Peak detector
 RMS - RMS detection

ANTENNA 5

BANDEDGE (HIGH CHANNEL)

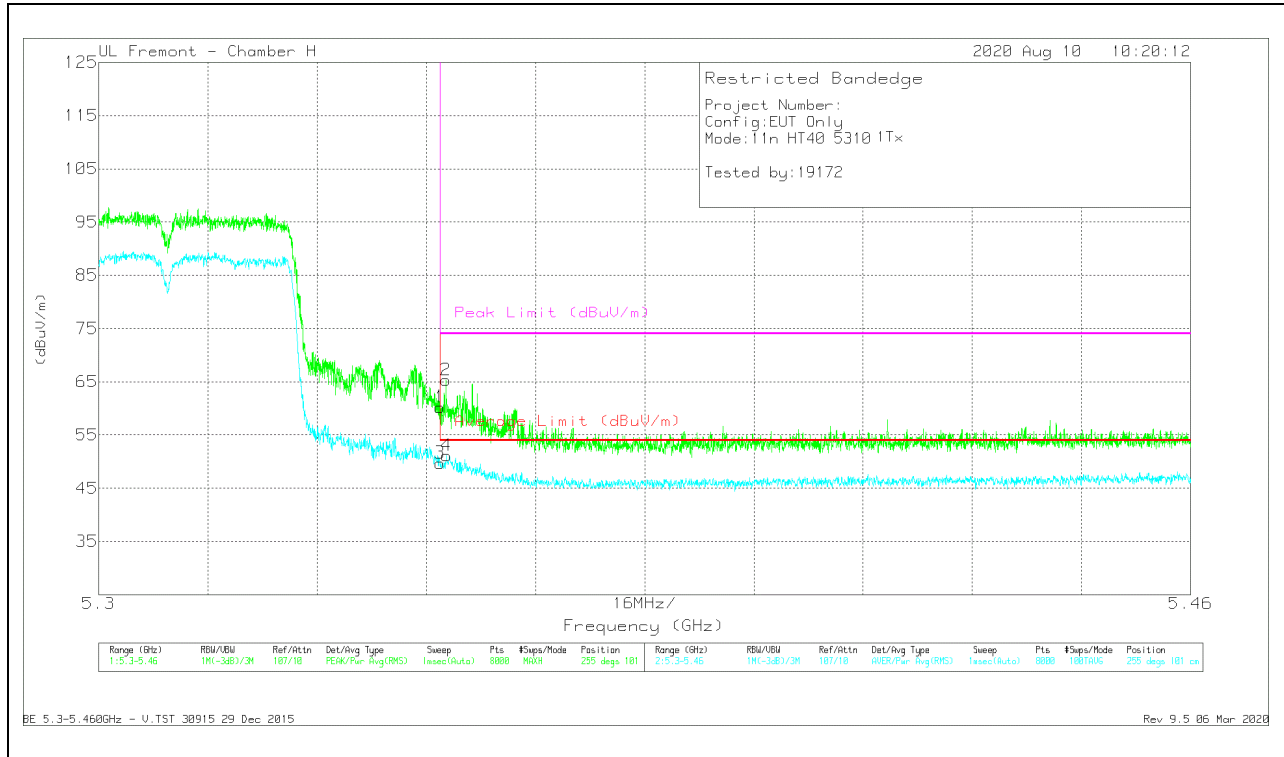
HORIZONTAL RESULT



Marker	Frequency (GHz)	Meter Reading (dBuV)	Det	AF T863 (dBm)	Amp/CM/Fit/Pad (dB)	DC Corr (dB)	Corrected Reading (dBuV/m)	Average Limit (dBuV/m)	Margin (dB)	Peak Limit (dBuV/m)	PK Margin (dB)	Azimuth (Degs)	Height (cm)	Polarity
1	* 5.35001	46.88	Pk	34.9	-20.9	0	60.88	-	-	74	-13.12	331	102	H
2	* 5.35387	46.26	Pk	34.9	-21	0	60.16	-	-	74	-13.84	331	102	H
3	* 5.35001	33.43	RMS	34.9	-20.9	64	48.06	54	-5.94	-	-	331	102	H
4	* 5.35405	34.32	RMS	34.9	-21	64	48.85	54	-5.15	-	-	331	102	H

* - indicates frequency in CFR47 Pt 15 / IC RSS-Restricted Band
 Pk - Peak detector
 RMS - RMS detection

VERTICAL RESULT



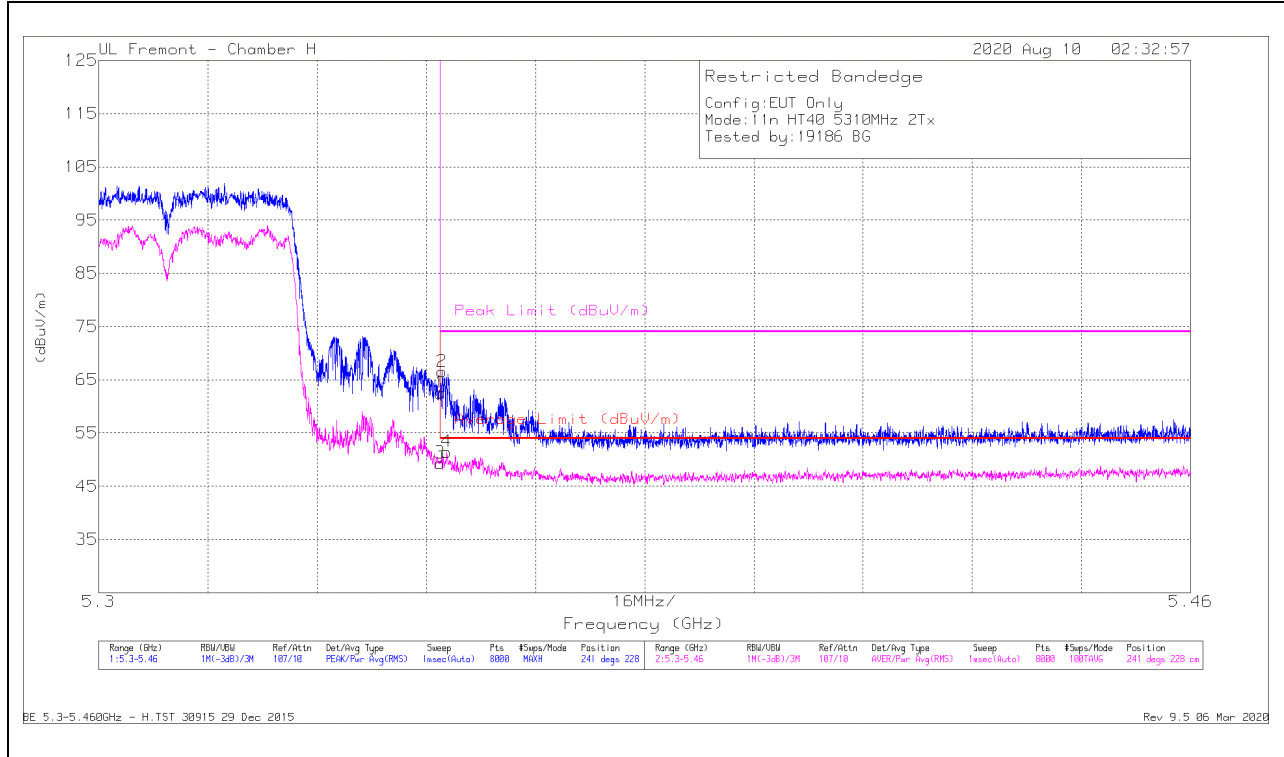
Marker	Frequency (GHz)	Meter Reading (dBuV)	Det	AF T863 (dB/m)	Amp/CM/FFR/Pad (dB)	DC Corr (dB)	Corrected Reading (dBuV/m)	Average Limit (dBuV/m)	Margin (dB)	Peak Limit (dBuV/m)	PK Margin (dB)	Azimuth (Degs)	Height (cm)	Polarity
1	* 5.35001	46.2	PK	34.9	-20.9	0	60.2	-	-	74	-13.8	255	101	V
2	* 5.35087	51.3	PK	34.9	-20.9	0	65.3	-	-	74	-8.7	255	101	V
3	* 5.35001	35.07	RMS	34.9	-20.9	.64	49.7	54	-4.3	-	-	255	101	V
4	* 5.35087	36.51	RMS	34.9	-20.9	.64	51.14	54	-2.86	-	-	255	101	V

* - indicates frequency in CFR47 Pt 15 / IC RSS-Restricted Band
 PK - Peak detector
 RMS - RMS detection

2TX ANTENNA 6 + ANTENNA 5 CDD MODE

BANDEDGE (HIGH CHANNEL)

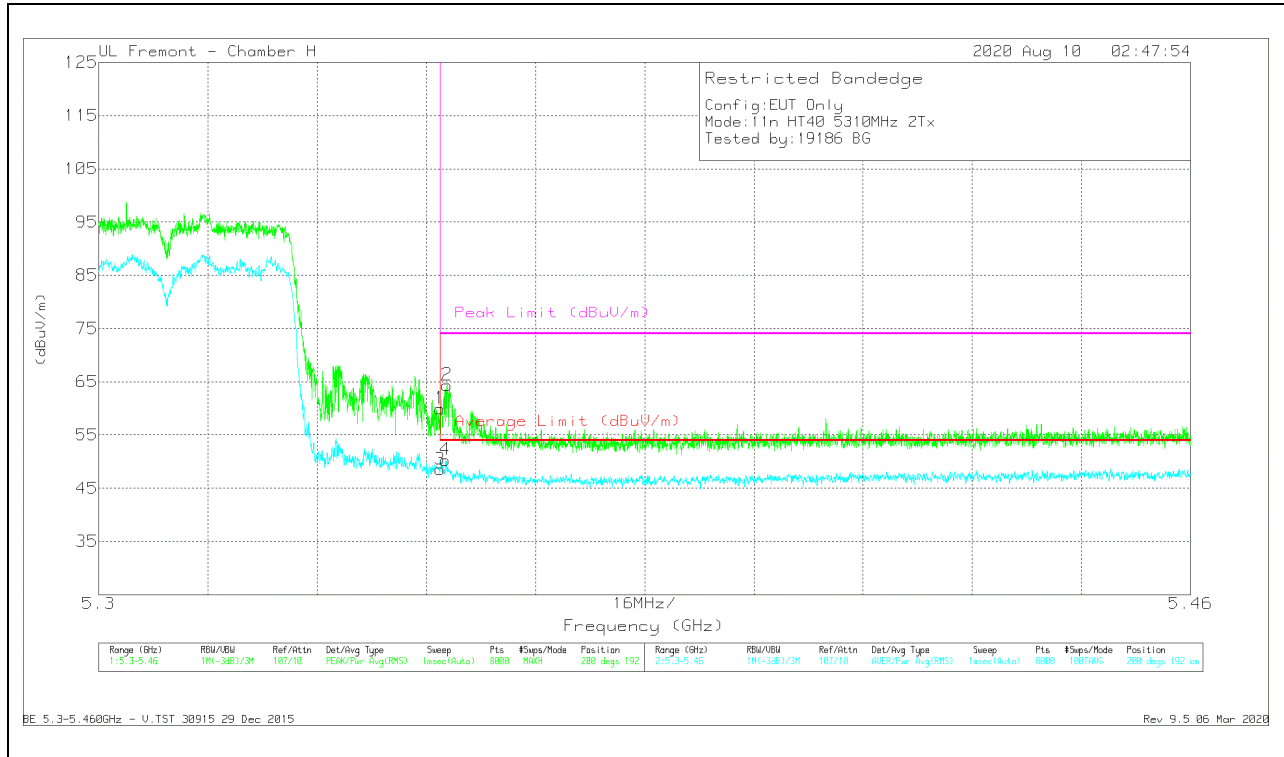
HORIZONTAL RESULT



Marker	Frequency (GHz)	Meter Reading (dBuV)	Det	AF T863 (dBm)	Amp/CSF/Fir/Pad (dB)	DC Corr (dB)	Corrected Reading (dBuV/m)	Average Limit (dBuV/m)	Margin (dB)	Peak Limit (dBuV/m)	PK Margin (dB)	Azimuth (Degs)	Height (cm)	Polarity
1	* 5.35001	48.6	Pk	34.9	-20.9	0	62.6	-	-	74	-11.4	241	228	H
2	* 5.35031	52.54	Pk	34.9	-20.9	0	66.54	-	-	74	-7.46	241	228	H
3	* 5.35001	34.45	RMS	34.9	-20.9	.9	49.35	54	-4.65	-	-	241	228	H
4	* 5.35099	36.55	RMS	34.9	-20.9	.9	51.45	54	-2.55	-	-	241	228	H

* - indicates frequency in CFR47 Pt 15 / IC RSS-Restricted Band
 Pk - Peak detector
 RMS - RMS detection

VERTICAL RESULT

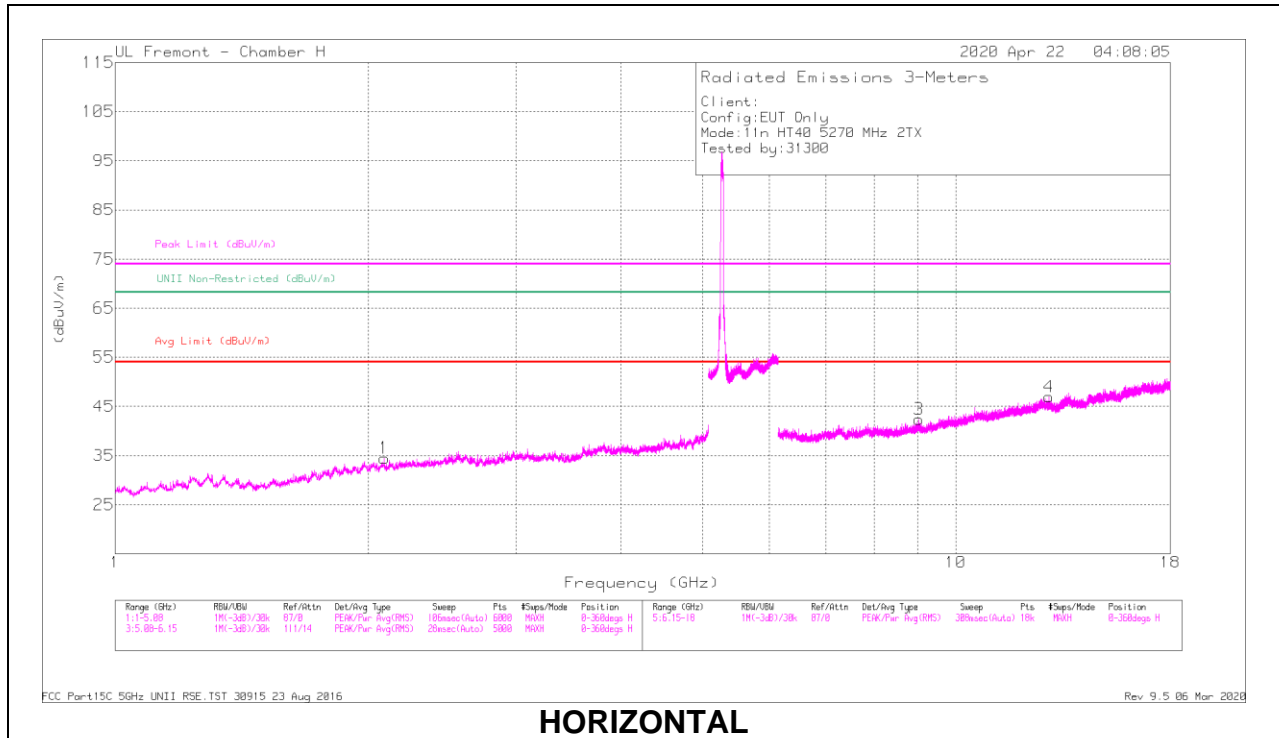


Marker	Frequency (GHz)	Meter Reading (dBuV)	Det	AF 1863 (dB/m)	Amp/Cal/Fit/Pad (dB)	DC Corr (dB)	Corrected Reading (dBuV/m)	Average Limit (dBuV/m)	Margin (dB)	Peak Limit (dBuV/m)	PK Margin (dB)	Azimuth (Degs)	Height (cm)	Polarity
1	* 5.35001	45.98	PK	34.9	-20.9	0	59.98	-	-	74	-14.02	200	192	V
2	* 5.35103	50.38	PK	34.9	-20.9	0	64.38	-	-	74	-9.62	200	192	V
3	* 5.35001	33.67	RMS	34.9	-20.9	.9	48.57	54	-5.43	-	-	200	192	V
4	* 5.35079	35.44	RMS	34.9	-20.9	.9	50.34	54	-3.66	-	-	200	192	V

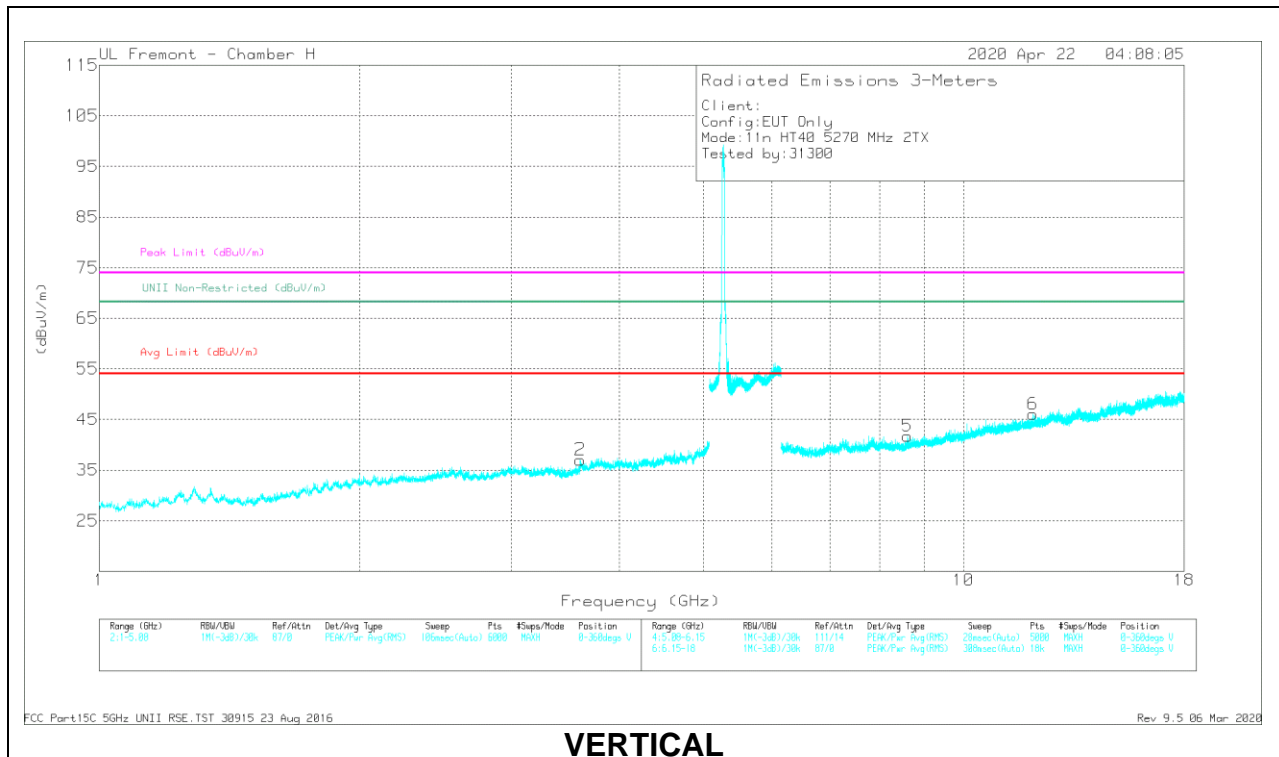
* - indicates frequency in CFR47 Pt 15 / IC RSS-Restricted Band
 PK - Peak detector
 RMS - RMS detection

HARMONICS AND SPURIOUS EMISSIONS

LOW CHANNEL RESULTS



HORIZONTAL



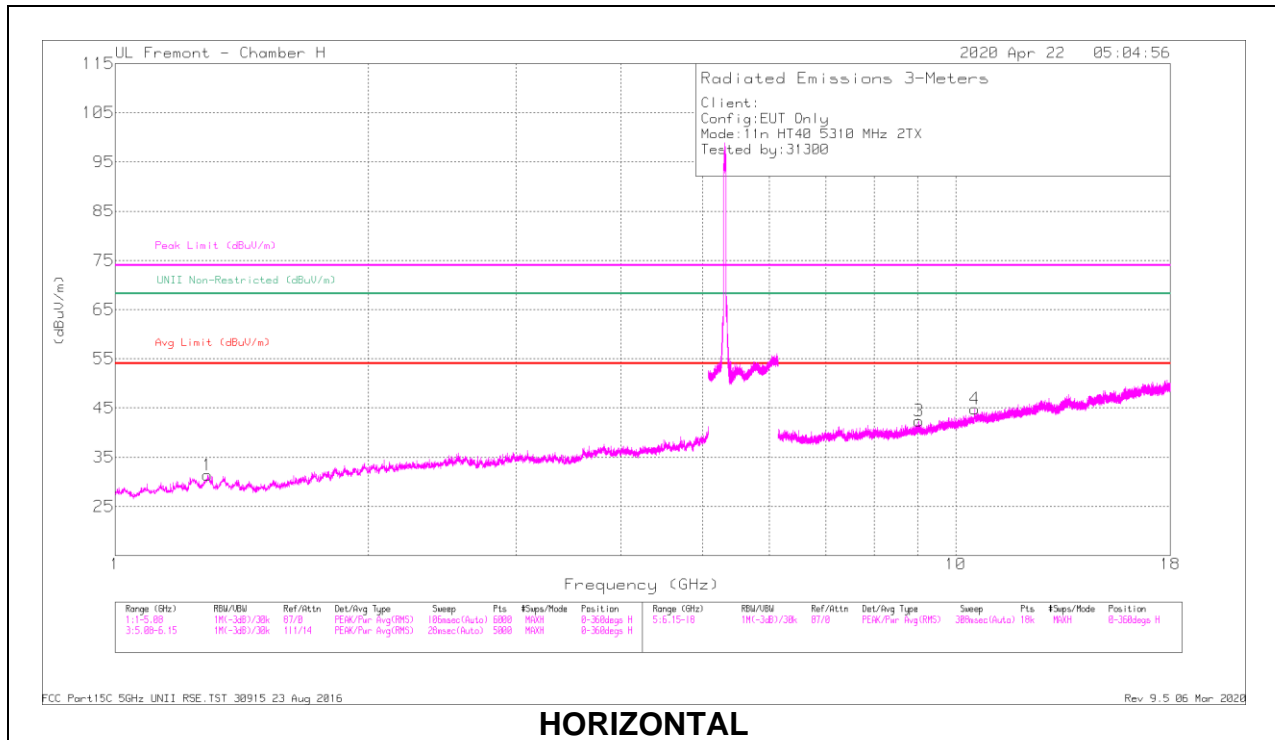
VERTICAL

RADIATED EMISSIONS

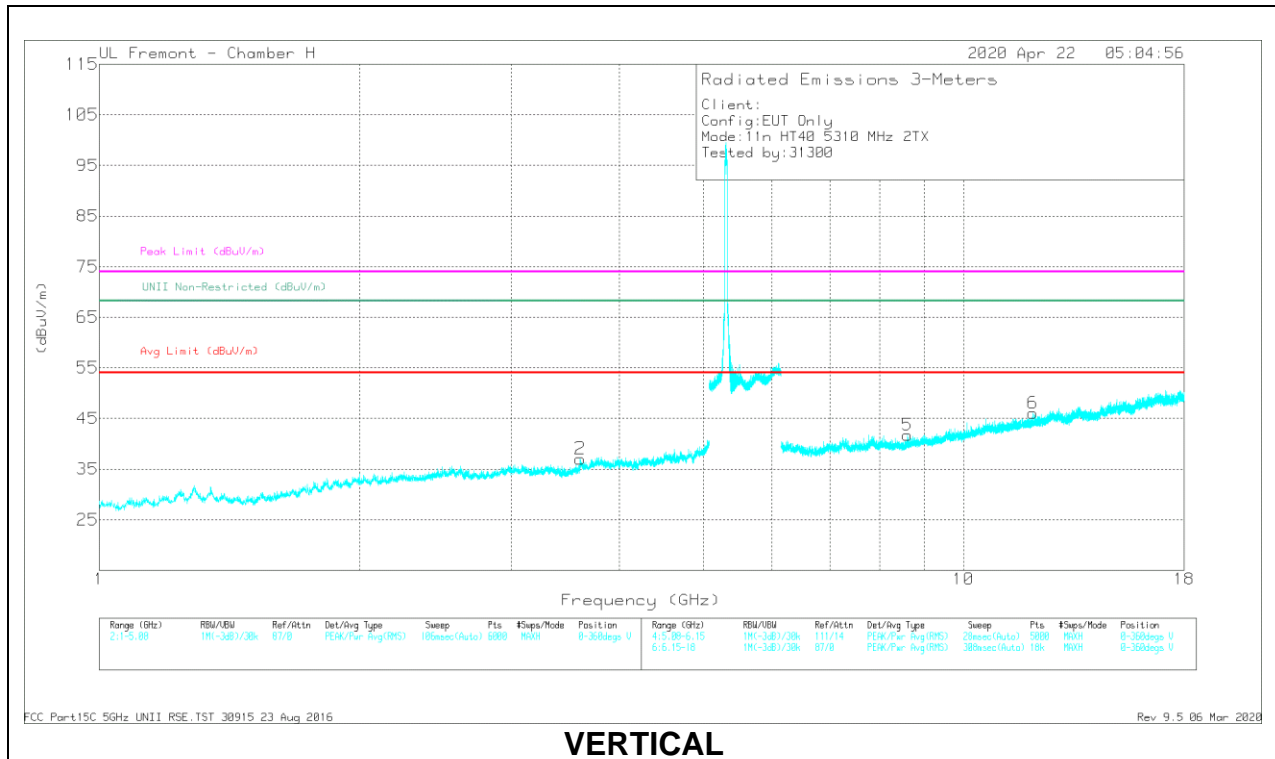
Marker	Frequency (GHz)	Meter Reading (dBuV)	Det	AF T863 (dB/m)	Amp/Cb/Filt/Pad (dB)	DC Corr (dB)	Corrected Reading (dBuV/m)	Avg Limit (dBuV/m)	Margin (dB)	Peak Limit (dBuV/m)	PK Margin (dB)	UNII Non-Restricted (dBuV/m)	PK Margin (dB)	Azimuth (Degs)	Height (cm)	Polarity
2	* 3.60137	43.55	PK-U	33	-32.4	0	44.15	-	-	74	-	-	-	27	199	V
	* 3.60177	31.47	ADR	33	-32.4	0.9	32.97	54	-21.03	-	-	-	-	27	199	V
3	* 9.04004	39.6	PK-U	36.3	-25.4	0	50.5	-	-	74	-23.5	-	-	56	143	H
	* 9.03954	26.37	ADR	36.3	-25.4	0.9	38.17	54	-15.83	-	-	-	-	56	143	H
6	* 12.03327	36.84	PK-U	38.7	-23.8	0	51.74	-	-	74	-22.26	-	-	117	197	V
	* 12.03198	26.84	ADR	38.7	-23.8	0.9	41.64	54	-12.36	-	-	-	-	117	197	V
1	2.08875	31.43	ADR	31.6	-34.2	0.9	29.73	-	-	-	-	-	-	203	101	H
	2.08987	43.43	PK-U	31.6	-34.3	0	40.73	-	-	-	-	68.2	-27.47	204	101	H
5	8.60977	26.64	ADR	36	-26.5	0.9	37.04	-	-	-	-	-	-	73	101	V
	8.6107	38.45	PK-U	36	-26.5	0	47.95	-	-	-	-	68.2	-20.25	73	101	V
4	12.90819	25.21	ADR	39.8	-23.5	0.9	42.41	-	-	-	-	-	-	42	200	H
	12.90871	36.79	PK-U	39.7	-23.5	0	52.99	-	-	-	-	68.2	-15.21	42	200	H

* - indicates frequency in CFR47 Pt 15 / IC RSS-Restricted Band
 PK-U - U-NII: Maximum Peak
 ADR - U-NII AD primary method, RMS average

HIGH CHANNEL RESULTS



HORIZONTAL



VERTICAL

RADIATED EMISSIONS

Marker	Frequency (GHz)	Meter Reading (dBuV)	Det	AF T863 (dB/m)	Amp/Cbl/Fitr/Pad (dB)	DC Corr (dB)	Corrected Reading (dBuV/m)	Avg Limit (dBuV/m)	Margin (dB)	Peak Limit (dBuV/m)	PK Margin (dB)	UNII Non-Restricted (dBuV/m)	PK Margin (dB)	Azimuth (Degs)	Height (cm)	Polarity
1	* 1.2866	44.79	PK-U	29.2	-35.1	0	38.89	-	-	74	-35.11	-	-	25	225	H
	* 1.28689	33	ADR	29.2	-35.1	0.9	28	54	-26	-	-	-	-	25	225	H
3	* 9.04204	37.43	PK-U	36.3	-25.4	0	46.33	-	-	74	-25.67	-	-	247	200	H
	* 9.03907	25.81	ADR	36.3	-25.4	0.9	37.61	54	-16.39	-	-	-	-	247	200	H
6	* 12.03252	37.29	PK-U	38.7	-23.8	0	52.19	-	-	74	-21.81	-	-	99	163	V
	* 12.03199	25.89	ADR	38.7	-23.8	0.9	41.69	54	-12.31	-	-	-	-	99	163	V
2	3.60828	30.68	ADR	32.9	-32.4	0.9	32.08	-	-	-	-	-	-	127	174	V
	3.60852	42.35	PK-U	32.9	-32.4	0	42.85	-	-	-	-	68.2	-25.35	127	174	V
5	8.60925	38.5	PK-U	36	-26.5	0	48	-	-	-	-	68.2	-20.2	5	101	V
	8.60985	26.65	ADR	36	-26.5	0.9	37.05	-	-	-	-	-	-	5	101	V
4	10.53942	37.13	PK-U	37.5	-24.6	0	50.03	-	-	-	-	68.2	-18.17	175	137	H
	10.54088	26.04	ADR	37.5	-24.6	0.9	39.84	-	-	-	-	-	-	175	137	H

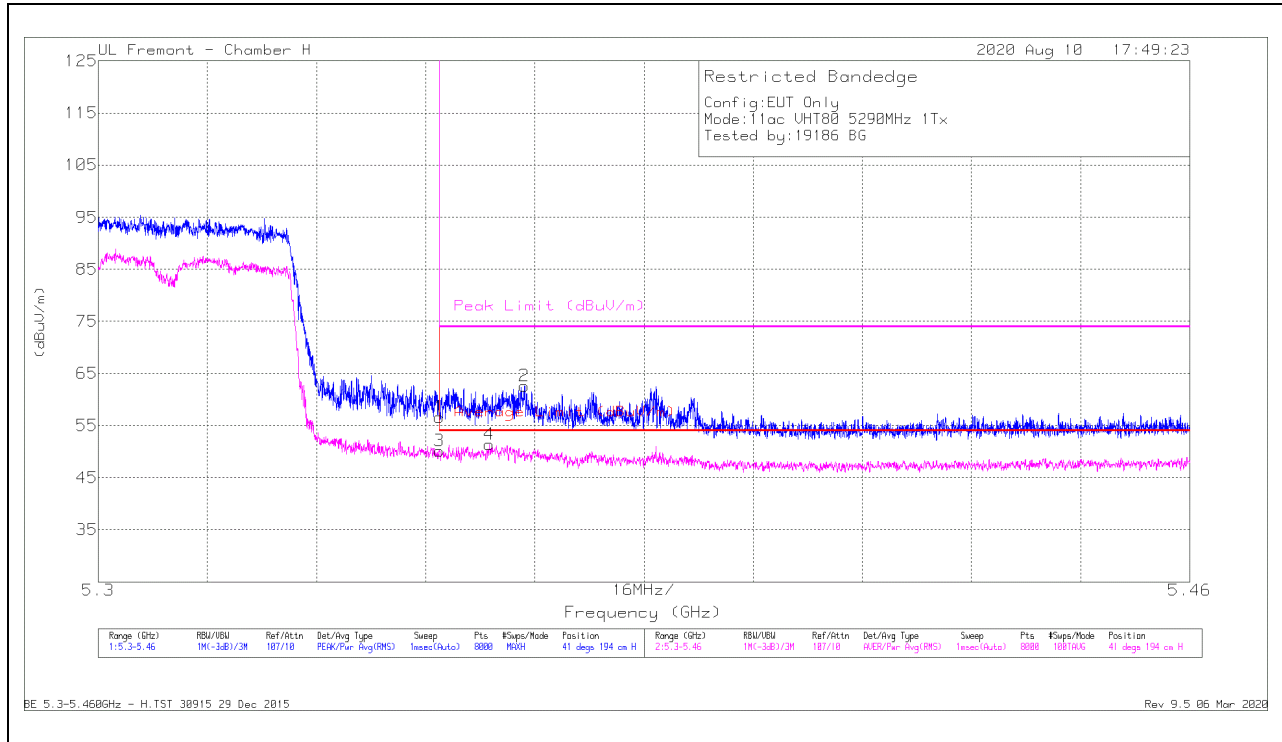
* - indicates frequency in CFR47 Pt 15 / IC RSS-Restricted Band
 PK-U - U-NII: Maximum Peak
 ADR - U-NII AD primary method, RMS average

1.1.9. TX ABOVE 1 GHz 802.11ac VHT80 MODE IN THE 5.3 GHz BAND

ANTENNA 6

BANDEDGE (MID CHANNEL)

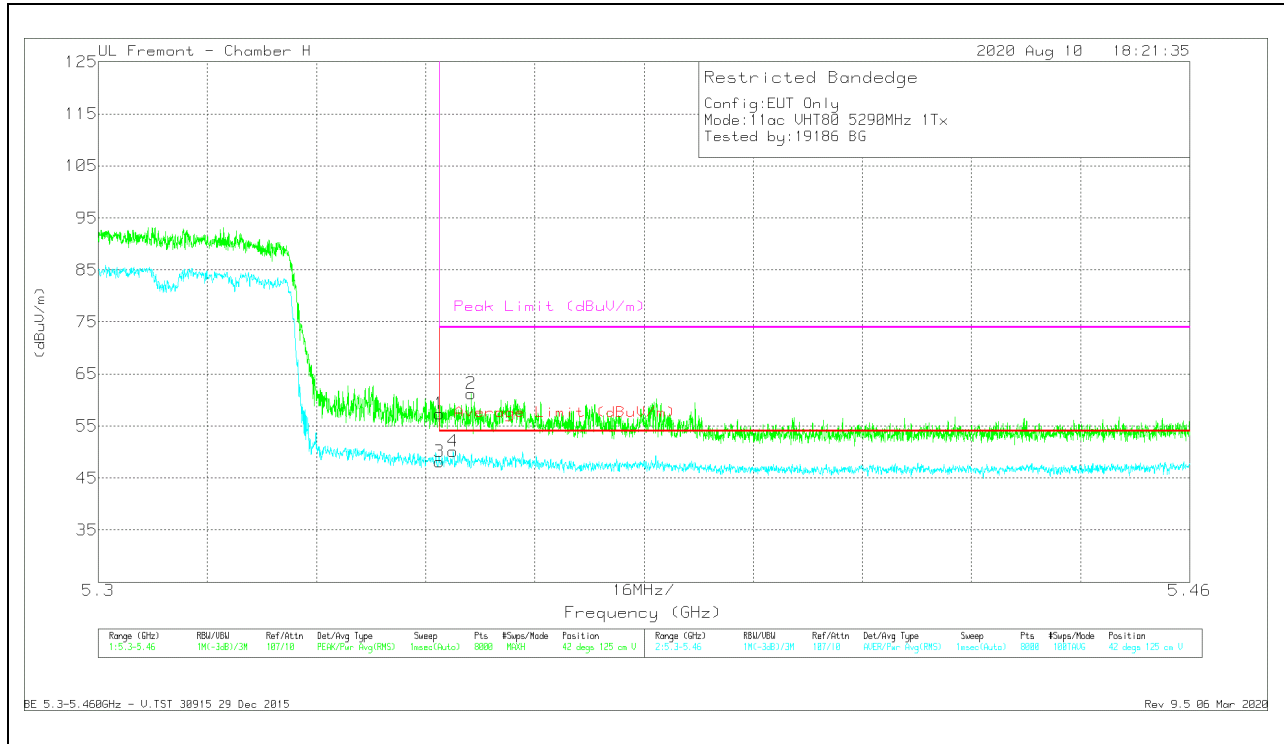
HORIZONTAL RESULT



Marker	Frequency (GHz)	Meter Reading (dBuV)	Det	AF T863 (dBm)	Amp/Cbl/Ftr/Pad (dB)	DC Corr (dB)	Corrected Reading (dBuV/m)	Average Limit (dBuV/m)	Margin (dB)	Peak Limit (dBuV/m)	PK Margin (dB)	Azimuth (Degs)	Height (cm)	Polarity
1	* 5.35001	42.63	Pk	34.9	-20.9	0	56.63	-	-	74	-17.37	41	194	H
2	* 5.36249	49.71	Pk	34.9	-21	0	62.61	-	-	74	-11.39	41	194	H
3	* 5.35001	35.06	RMS	34.9	-20.9	1.08	50.14	54	-3.86	-	-	41	194	H
4	* 5.35733	36.34	RMS	34.9	-20.9	1.08	51.42	54	-2.58	-	-	41	194	H

* - indicates frequency in CFR47 Pt 15 / IC RSS-Restricted Band
 Pk - Peak detector
 RMS - RMS detection

VERTICAL RESULT



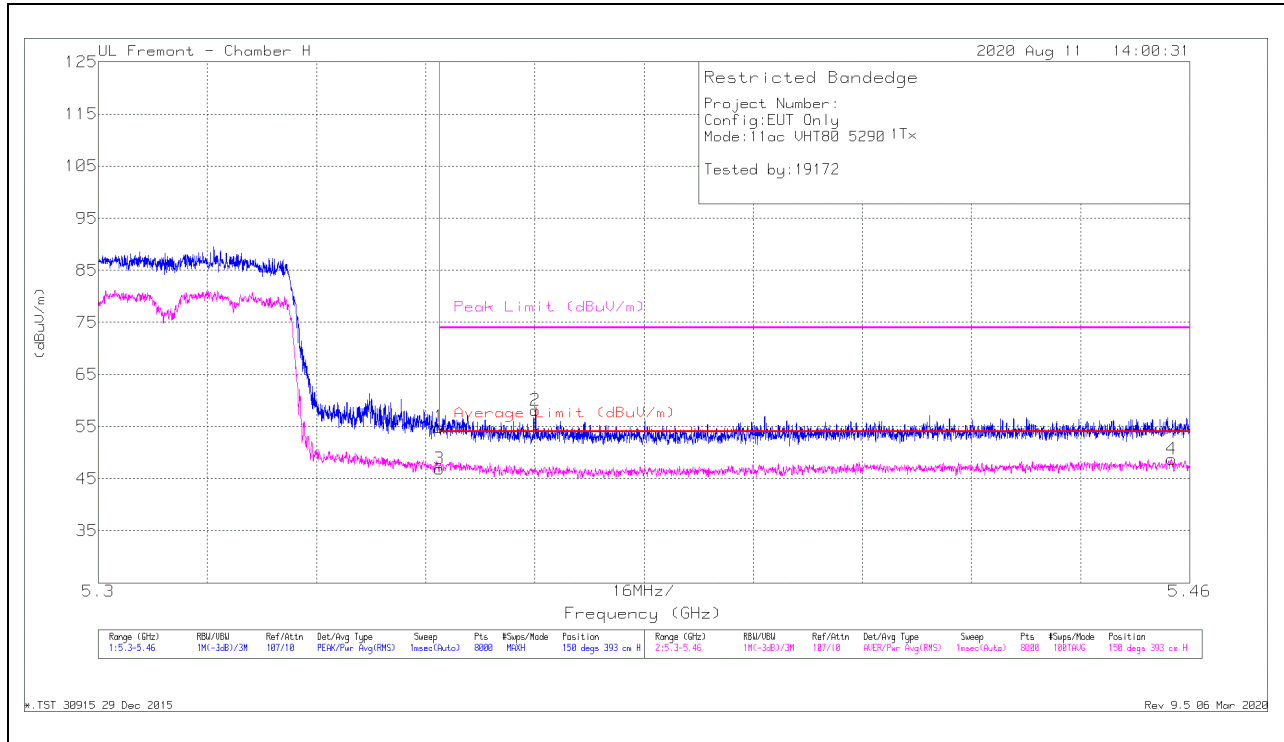
Marker	Frequency (GHz)	Meter Reading (dBuV)	Det	AF 1863 (dB/m)	Amp/CM/Ftr/Pad (dB)	DC Corr (dB)	Corrected Reading (dBuV/m)	Average Limit (dBuV/m)	Margin (dB)	Peak Limit (dBuV/m)	PK Margin (dB)	Azimuth (Degs)	Height (cm)	Polarity
1	* 5.35001	43.41	PK	34.9	-20.9	0	57.41	-	-	74	-16.59	42	125	V
2	* 5.35465	47.32	PK	34.9	-21	0	61.22	-	-	74	-12.78	42	125	V
3	* 5.35001	33.07	RMS	34.9	-20.9	1.08	48.15	54	-5.85	-	-	42	125	V
4	* 5.35203	35.1	RMS	34.9	-21	1.08	50.08	54	-3.92	-	-	42	125	V

* - indicates frequency in CFR47 Pt 15 / IC RSS-Restricted Band
 Pk - Peak detector
 RMS - RMS detection

ANTENNA 5

BANDEDGE (MID CHANNEL)

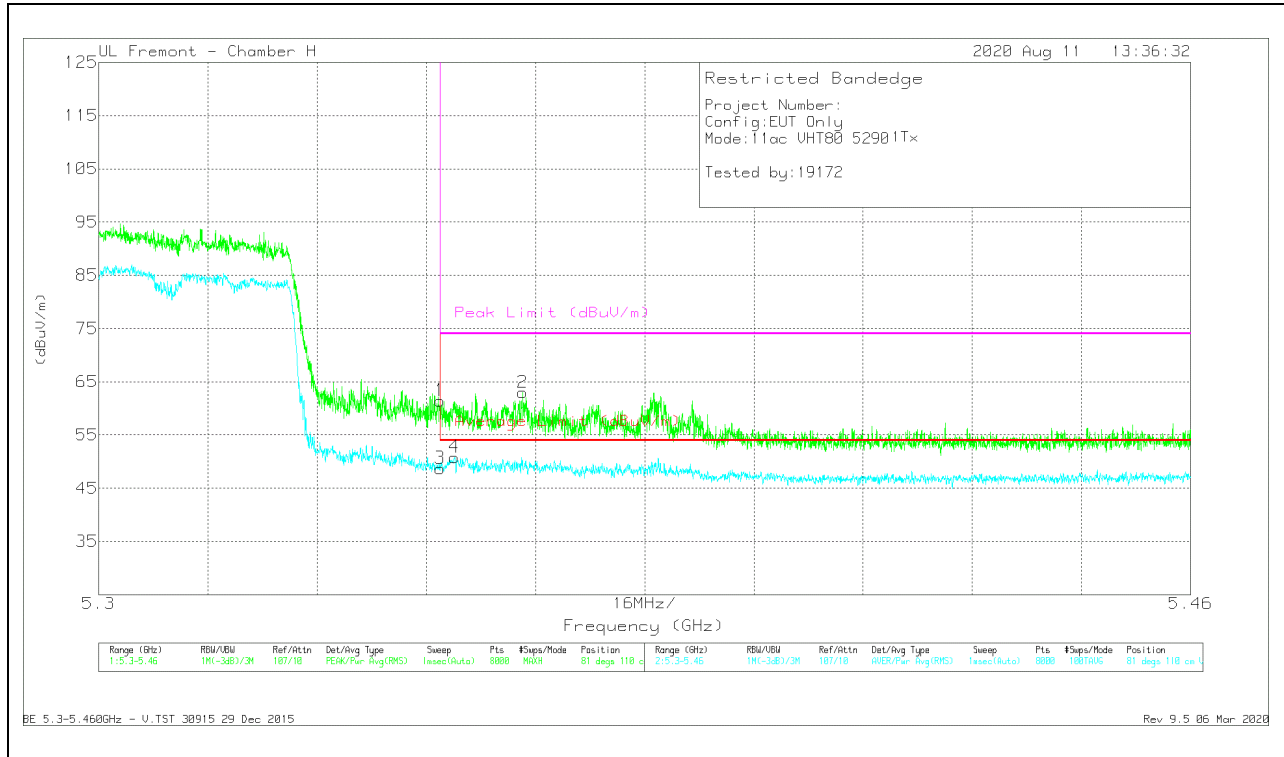
HORIZONTAL RESULT



Marker	Frequency (GHz)	Meter Reading (dBuV)	Det	AF T863 (dBm)	Amp/CM/FRR/Psd (dB)	DC Corr (dB)	Corrected Reading (dBuV/m)	Average Limit (dBuV/m)	Margin (dB)	Peak Limit (dBuV/m)	PK Margin (dB)	Azimuth (Degs)	Height (cm)	Polarity
1	* 5.35001	40.93	Pk	34.9	-20.9	0	54.93	-	-	74	-19.07	150	393	H
2	* 5.36409	43.97	Pk	35	-20.9	0	58.07	-	-	74	-15.93	150	393	H
3	* 5.35001	31.81	RMS	34.9	-20.9	1.08	46.87	54	-7.13	-	-	150	393	H
4	* 5.45732	33.25	RMS	35.3	-20.9	1.08	48.71	54	-5.29	-	-	150	393	H

* - indicates frequency in CFR47 Pt 15 / IC RSS-Restricted Band
 Pk - Peak detector
 RMS - RMS detection

VERTICAL RESULT



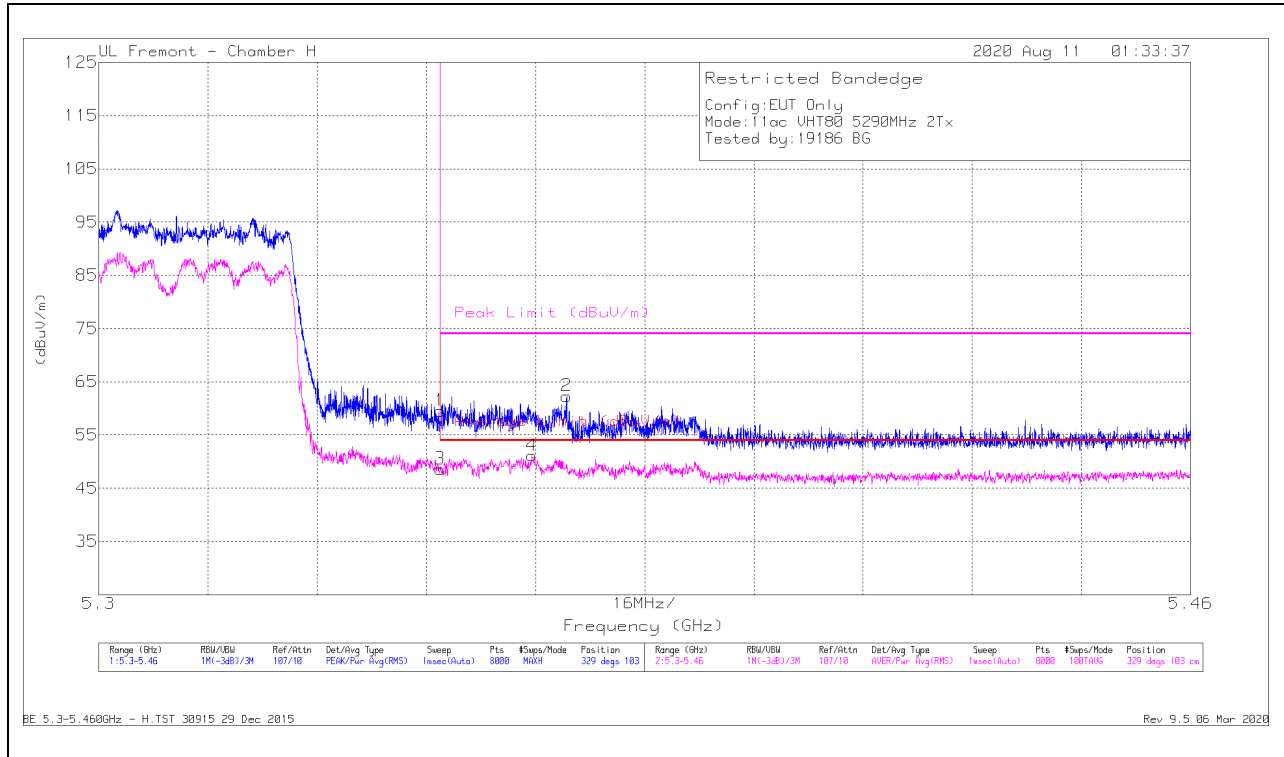
Marker	Frequency (GHz)	Meter Reading (dBuV)	Det	AF T863 (dB/m)	Amp/CM/FF/Pad (dB)	DC Corr (dB)	Corrected Reading (dBuV/m)	Average Limit (dBuV/m)	Margin (dB)	Peak Limit (dBuV/m)	PK Margin (dB)	Azimuth (Degs)	Height (cm)	Polarity
1	* 5.35001	47.43	PK	34.9	-20.9	0	61.43	-	-	74	-12.57	81	110	V
2	* 5.36211	49.1	PK	34.9	-21	0	63	-	-	74	-11	81	110	V
3	* 5.35001	33.67	RMS	34.9	-20.9	1.08	48.73	54	-5.27	-	-	81	110	V
4	* 5.35215	35.85	RMS	34.9	-21	1.08	50.81	54	-3.19	-	-	81	110	V

* - indicates frequency in CFR47 Pt 15 / IC RSS-Restricted Band
 PK - Peak detector
 RMS - RMS detection

2TX ANTENNA 6 + ANTENNA 5 CDD MODE

BANDEDGE (MID CHANNEL)

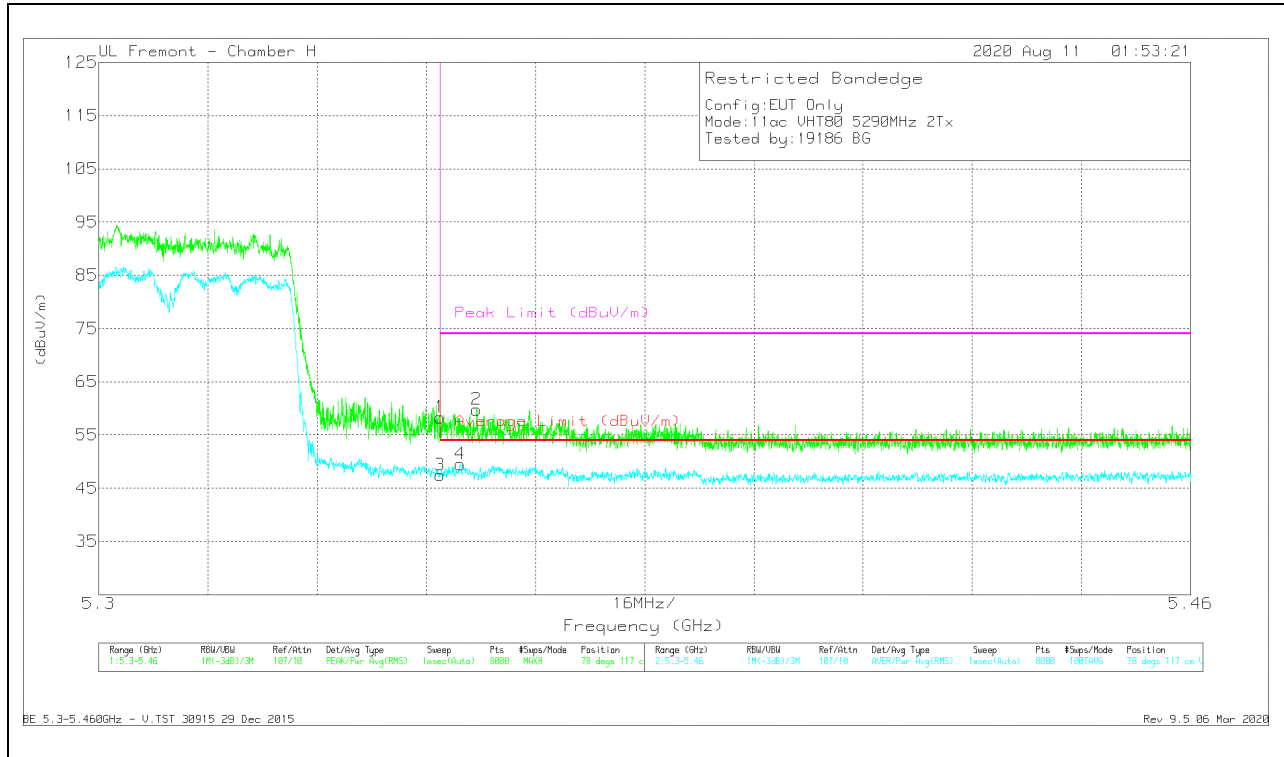
HORIZONTAL RESULT



Marker	Frequency (GHz)	Meter Reading (dBuV)	Det	AF T863 (dBm)	Amp/CM/Ftr/Pad (dB)	DC Corr (dB)	Corrected Reading (dBuV/m)	Average Limit (dBuV/m)	Margin (dB)	Peak Limit (dBuV/m)	PK Margin (dB)	Azimuth (Degs)	Height (cm)	Polarity
1	* 5.35001	45.53	Pk	34.9	-20.9	0	59.53	-	-	74	-14.47	329	103	H
2	* 5.36855	48.22	Pk	35	-20.9	0	62.32	-	-	74	-11.68	329	103	H
3	* 5.35001	33.3	RMS	34.9	-20.9	1.29	48.59	54	-5.41	-	-	329	103	H
4	* 5.36347	35.83	RMS	34.9	-20.9	1.29	51.12	54	-2.88	-	-	329	103	H

* - indicates frequency in CFR47 Pt 15 / IC RSS-Restricted Band
 Pk - Peak detector
 RMS - RMS detection

VERTICAL RESULT

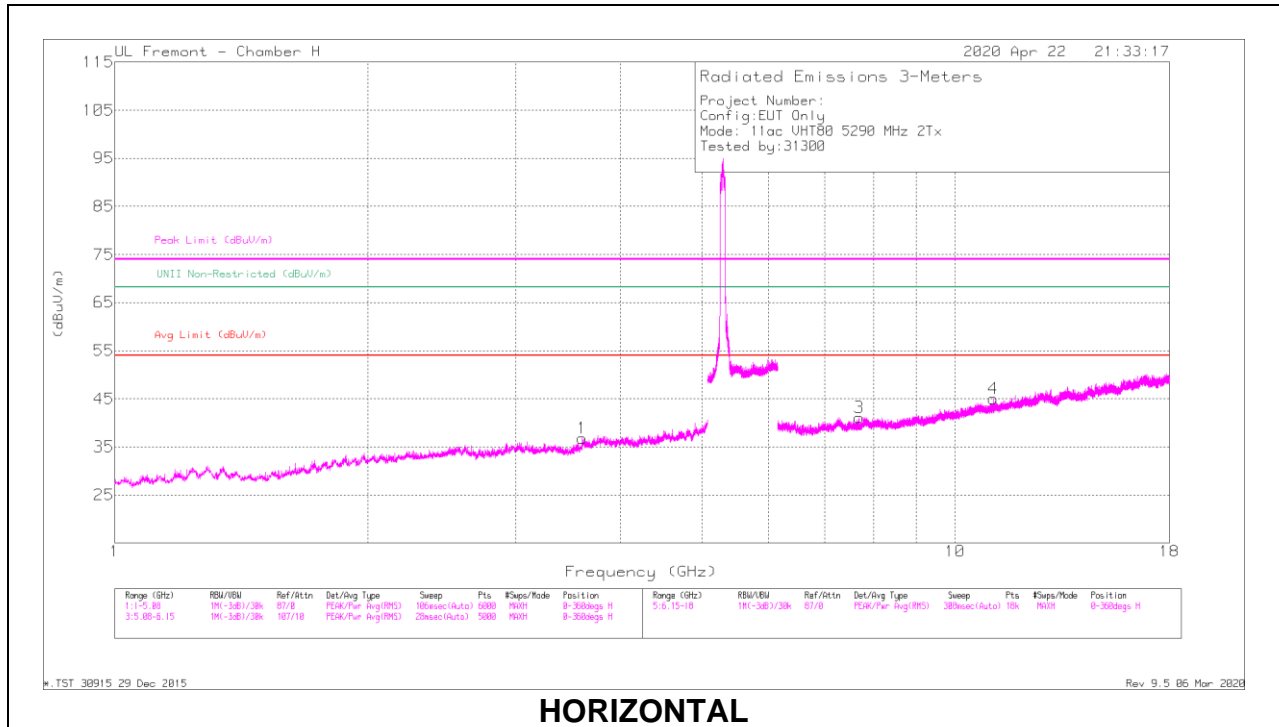


Marker	Frequency (GHz)	Meter Reading (dBuV)	Det	AF T863 (dB/m)	Amp/CM/Fit/Pad (dB)	DC Corr (dB)	Corrected Reading (dBuV/m)	Average Limit (dBuV/m)	Margin (dB)	Peak Limit (dBuV/m)	PK Margin (dB)	Azimuth (Degs)	Height (cm)	Polarity
1	* 5.35001	44.3	PK	34.9	-20.9	0	58.3	-	-	74	-15.7	78	117	V
2	* 5.35539	45.77	PK	34.9	-20.9	0	59.77	-	-	74	-14.23	78	117	V
3	* 5.35001	32.18	RMS	34.9	-20.9	1.29	47.47	54	-6.53	-	-	78	117	V
4	* 5.35299	34.32	RMS	34.9	-21	1.29	49.51	54	-4.49	-	-	78	117	V

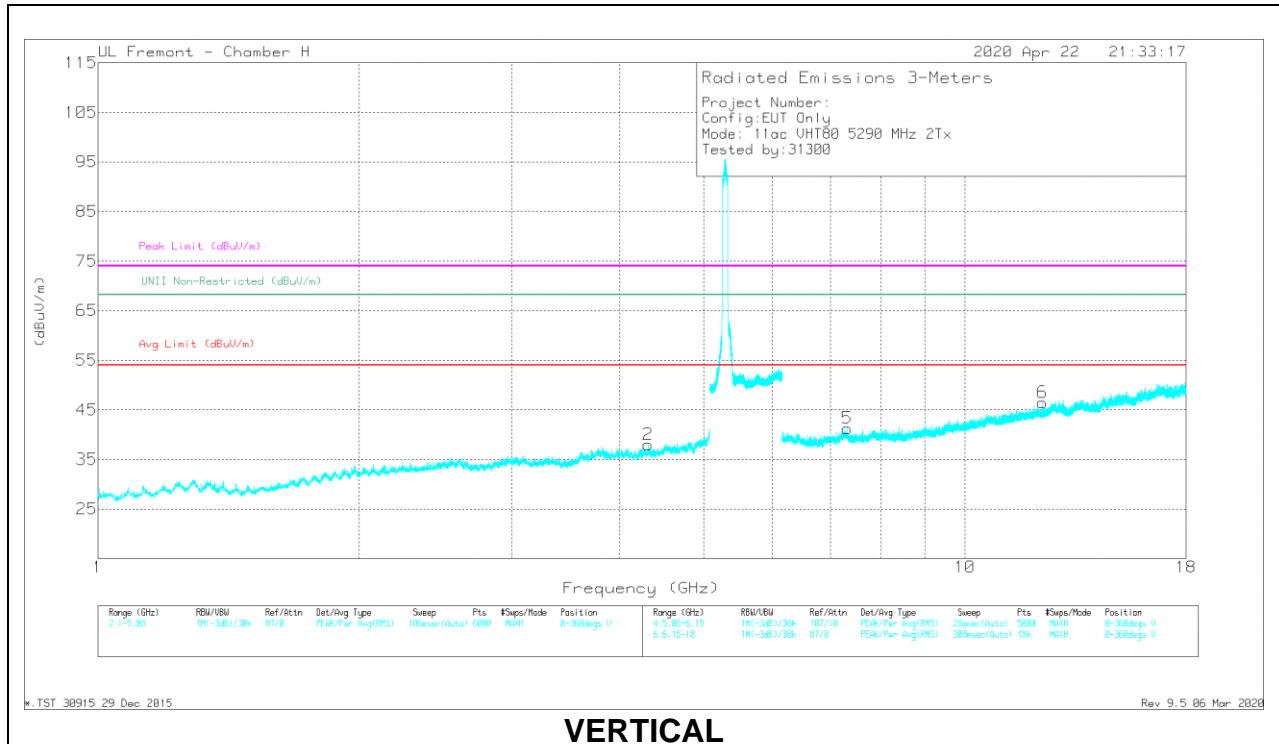
* - indicates frequency in CFR47 Pt 15 / IC RSS-Restricted Band
 PK - Peak detector
 RMS - RMS detection

HARMONICS AND SPURIOUS EMISSIONS

MID CHANNEL RESULTS



HORIZONTAL



VERTICAL

RADIATED EMISSIONS

Marker	Frequency (GHz)	Meter Reading (dBuV)	Det	AF T863 (dB/m)	Amp/Cbl/Filtr/Pad (dB)	DC Corr (dB)	Corrected Reading (dBuV/m)	Avg Limit (dBuV/m)	Margin (dB)	Peak Limit (dBuV/m)	PK Margin (dB)	Azimuth (Degs)	Height (cm)	Polarity
1	* 3.60047	43.71	PK-U	33	-32.4	0	44.31	-	-	74	-29.69	166	289	H
	* 3.60114	31.31	ADR	33	-32.4	1.29	33.2	54	-20.8	-	-	166	289	H
2	* 4.31063	42.12	PK-U	33.6	-30.8	0	44.92	-	-	74	-29.08	130	386	V
	* 4.31265	30.27	ADR	33.6	-30.7	1.29	34.46	54	-19.54	-	-	130	386	V
3	* 7.6875	39.7	PK-U	36.2	-28.2	0	47.7	-	-	74	-26.3	348	101	H
	* 7.68529	27.58	ADR	36.2	-28.2	1.29	36.87	54	-17.13	-	-	348	101	H
4	* 11.10265	36.59	PK-U	37.8	-23.9	0	50.49	-	-	74	-23.51	161	101	H
	* 11.10255	25.26	ADR	37.8	-23.9	1.29	40.45	54	-13.55	-	-	161	101	H
5	* 7.31949	38.54	PK-U	36	-27.5	0	47.04	-	-	74	-26.96	152	185	V
	* 7.31689	27.26	ADR	36	-27.4	1.29	37.15	54	-16.85	-	-	152	185	V
6	* 12.28491	36.59	PK-U	39	-23.4	0	52.19	-	-	74	-21.81	33	200	V
	* 12.28348	25.13	ADR	39	-23.4	1.29	42.02	54	-11.98	-	-	33	200	V

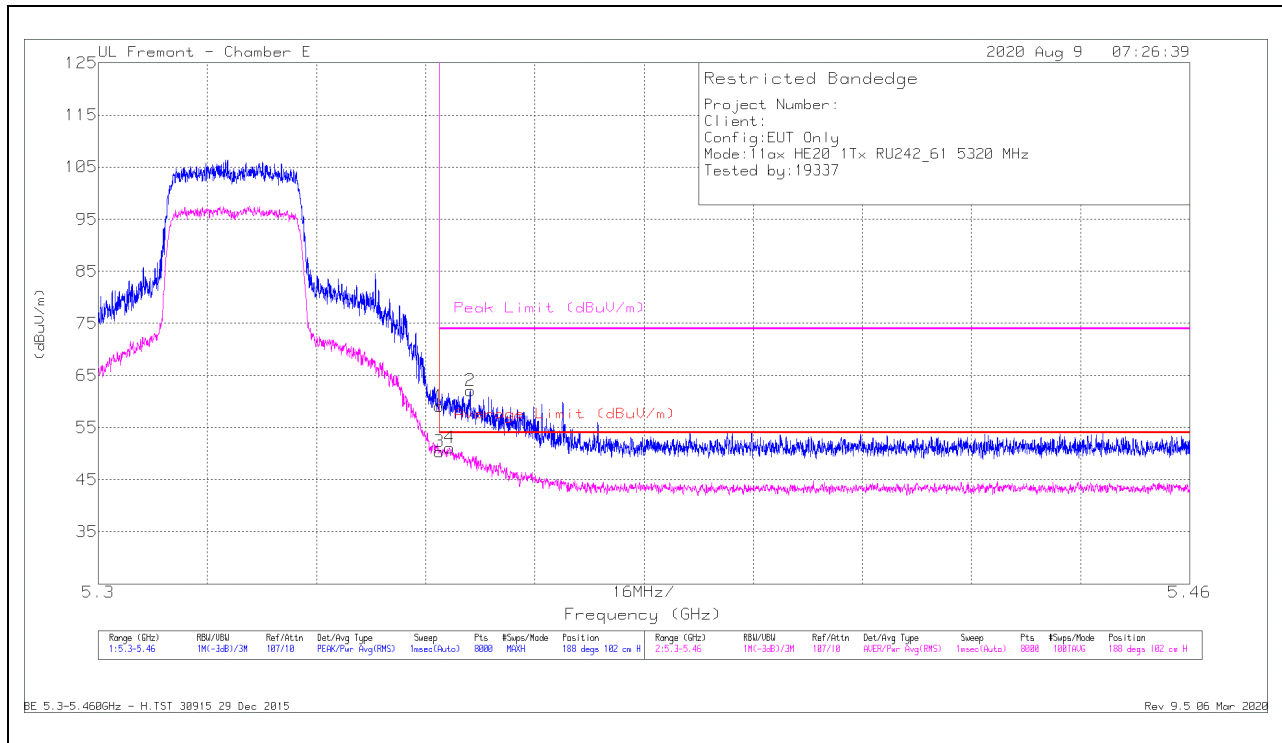
* - indicates frequency in CFR47 Pt 15 / IC RSS-Restricted Band
 PK-U - U-NII: Maximum Peak
 ADR - U-NII AD primary method, RMS average

1.1.10. TX ABOVE 1 GHz 802.11ax HE20 MODE IN THE 5.3 GHz BAND

ANTENNA 6 – 242 Tones, RU Index 61

BANDEDGE (HIGH CHANNEL)

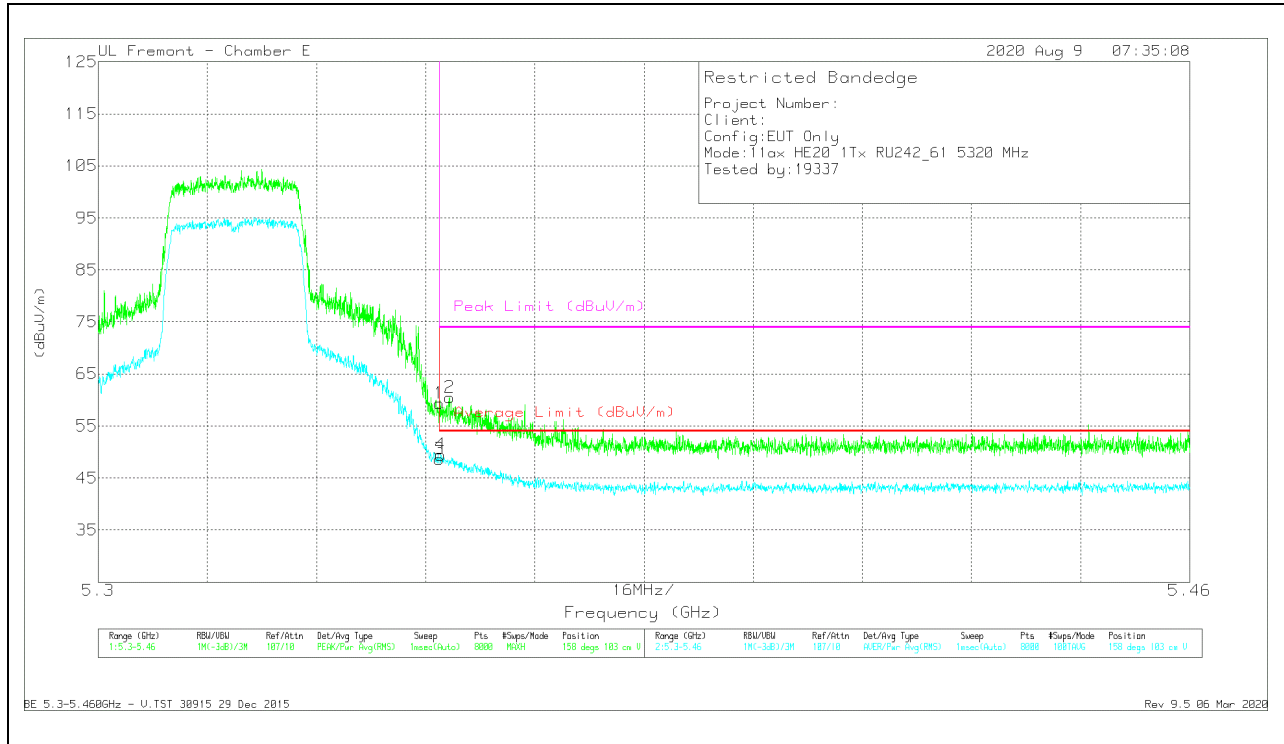
HORIZONTAL RESULT



Marker	Frequency (GHz)	Meter Reading (dBuV)	Det	AF T712 (dB/m)	Amp/Cbl/Filtr/Pad (dB)	Corrected Reading (dBuV/m)	Average Limit (dBuV/m)	Margin (dB)	Peak Limit (dBuV/m)	PK Margin (dB)	Azimuth (Degs)	Height (cm)	Polarity
1	* 5.35001	46.41	Pk	34.5	-21.8	59.11	-	-	74	-14.89	188	102	H
2	* 5.35453	49.31	Pk	34.5	-21.7	62.11	-	-	74	-11.89	188	102	H
3	* 5.35001	37.63	RMS	34.5	-21.8	50.33	54	-3.67	-	-	188	102	H
4	* 5.35153	38.28	RMS	34.5	-21.7	51.08	54	-2.92	-	-	188	102	H

* - indicates frequency in CFR47 Pt 15 / IC RSS-Restricted Band
 Pk - Peak detector
 RMS - RMS detection

VERTICAL RESULT



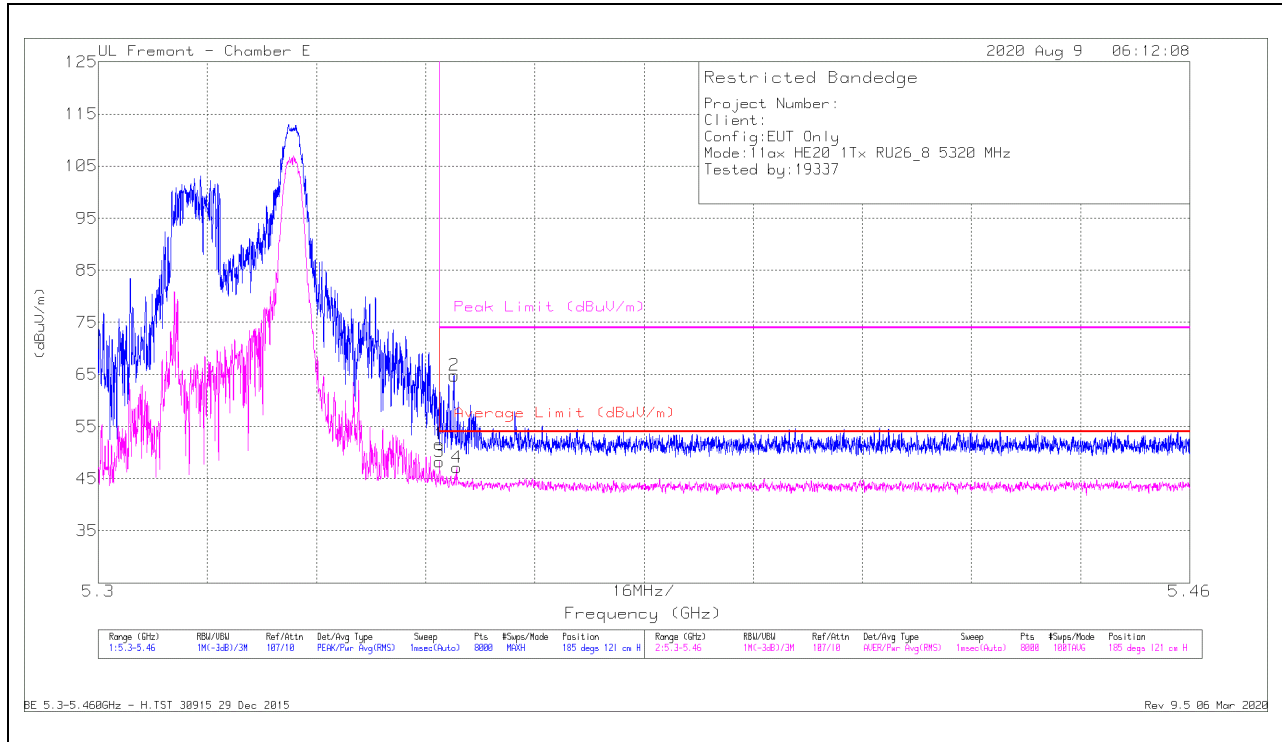
Marker	Frequency (GHz)	Meter Reading (dBuV)	Det	AF T712 (dB/m)	Amp/Cbl/Filtr/Pad (dB)	Corrected Reading (dBuV/m)	Average Limit (dBuV/m)	Margin (dB)	Peak Limit (dBuV/m)	PK Margin (dB)	Azimuth (Degs)	Height (cm)	Polarity
1	* 5.35001	46.67	Pk	34.5	-21.8	59.37	-	-	74	-14.63	158	103	V
2	* 5.35149	47.71	Pk	34.5	-21.7	60.51	-	-	74	-13.49	158	103	V
3	* 5.35001	35.94	RMS	34.5	-21.8	48.64	54	-5.36	-	-	158	103	V
4	* 5.35021	36.75	RMS	34.5	-21.8	49.45	54	-4.55	-	-	158	103	V

* - indicates frequency in CFR47 Pt 15 / IC RSS-Restricted Band
 Pk - Peak detector
 RMS - RMS detection

ANTENNA 6 – 26 Tones, RU Index 8

BANDEDGE (HIGH CHANNEL)

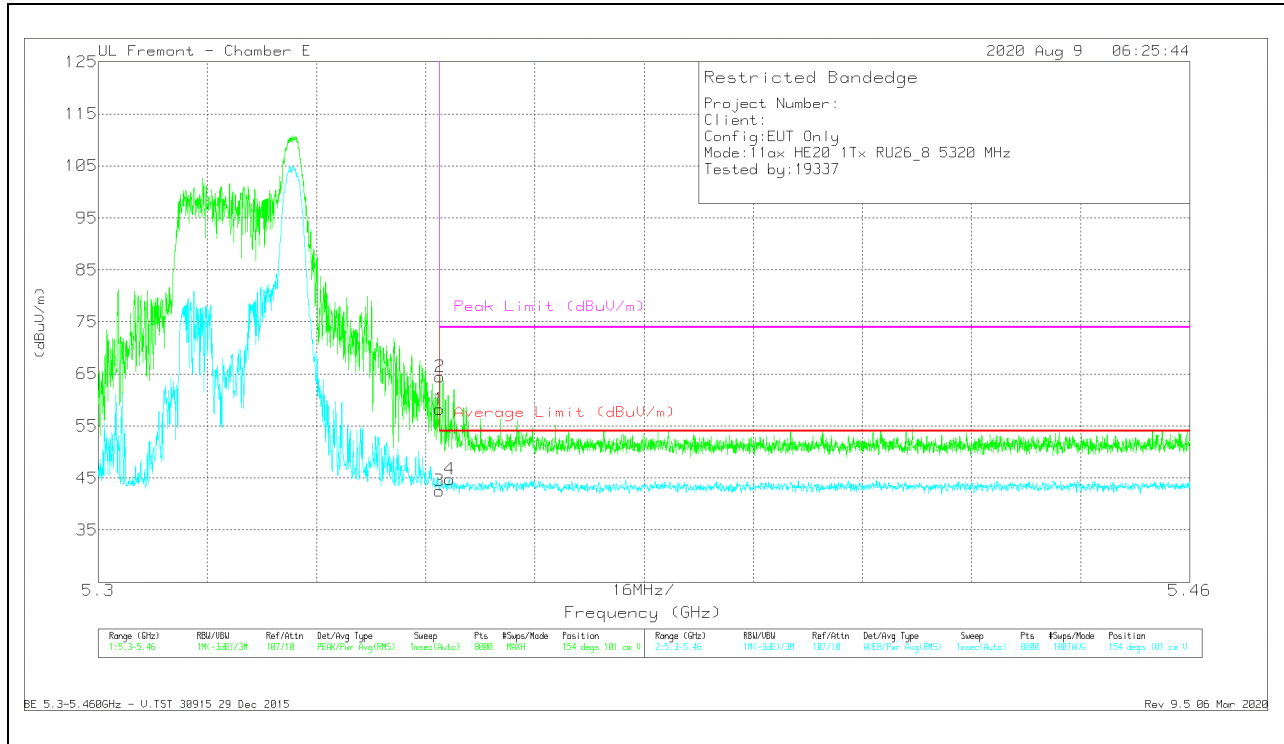
HORIZONTAL RESULT



Marker	Frequency (GHz)	Meter Reading (dBuV)	Det	AF T712 (dB/m)	Amp/Cbl/Filtr/Pad (dB)	Corrected Reading (dBuV/m)	Average Limit (dBuV/m)	Margin (dB)	Peak Limit (dBuV/m)	PK Margin (dB)	Azimuth (Degs)	Height (cm)	Polarity
1	* 5.35001	38.98	Pk	34.5	-21.8	51.68	-	-	74	-22.32	185	121	H
2	* 5.35215	51.98	Pk	34.5	-21.7	64.78	-	-	74	-9.22	185	121	H
3	* 5.35001	35.51	RMS	34.5	-21.8	48.21	54	-5.79	-	-	185	121	H
4	* 5.35255	34.36	RMS	34.5	-21.7	47.16	54	-6.84	-	-	185	121	H

* - indicates frequency in CFR47 Pt 15 / IC RSS-Restricted Band
 Pk - Peak detector
 RMS - RMS detection

VERTICAL RESULT



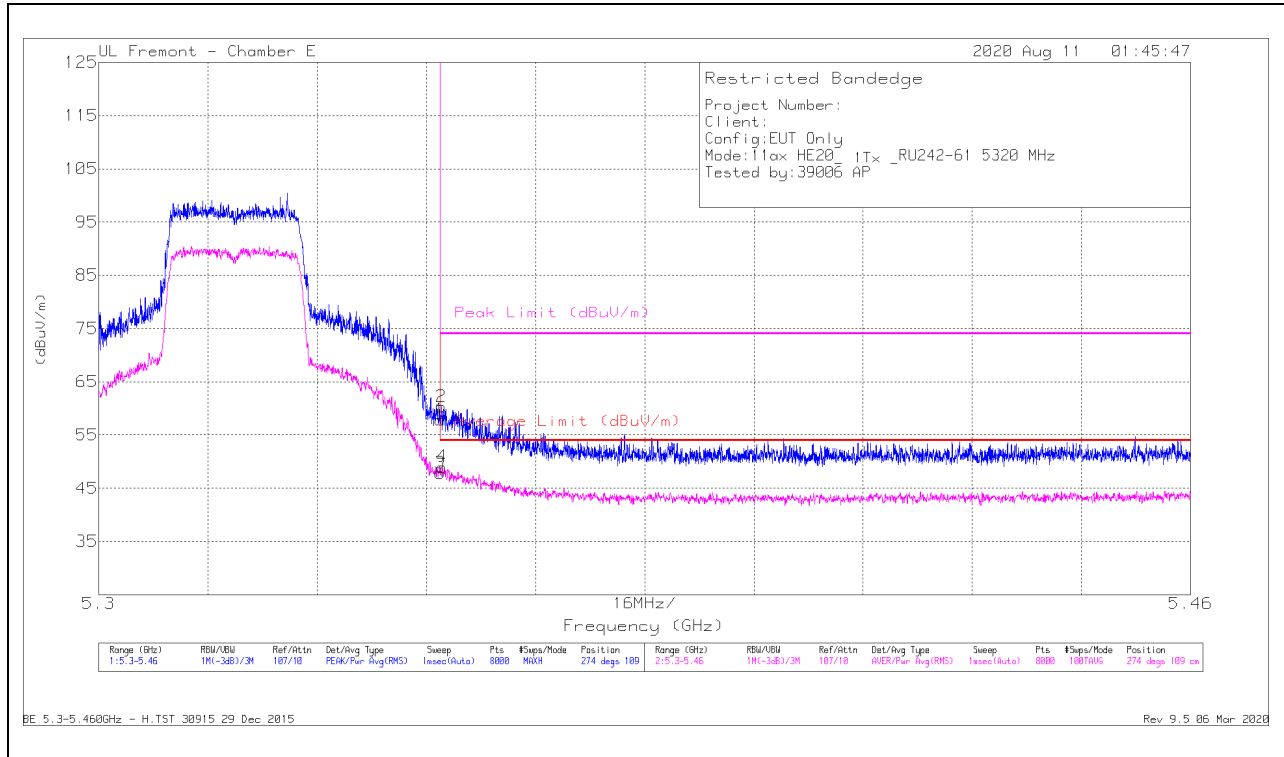
Marker	Frequency (GHz)	Meter Reading (dBuV)	Det	AF T712 (dB/m)	Amp/Cbl/Filtr/Pa d (dB)	Corrected Reading (dBuV/m)	Average Limit (dBuV/m)	Margin (dB)	Peak Limit (dBuV/m)	PK Margin (dB)	Azimuth (Degs)	Height (cm)	Polarity
1	* 5.35001	45.5	Pk	34.5	-21.8	58.2	-	-	74	-15.8	154	101	V
3	* 5.35001	29.81	RMS	34.5	-21.8	42.51	54	-11.49	-	-	154	101	V
2	* 5.35007	51.79	Pk	34.5	-21.8	64.49	-	-	74	-9.51	154	101	V
4	* 5.35151	31.95	RMS	34.5	-21.7	44.75	54	-9.25	-	-	154	101	V

* - indicates frequency in CFR47 Pt 15 / IC RSS-Restricted Band
 Pk - Peak detector
 RMS - RMS detection

ANTENNA 5 – 242 Tones, RU Index 61

BANDEDGE (HIGH CHANNEL)

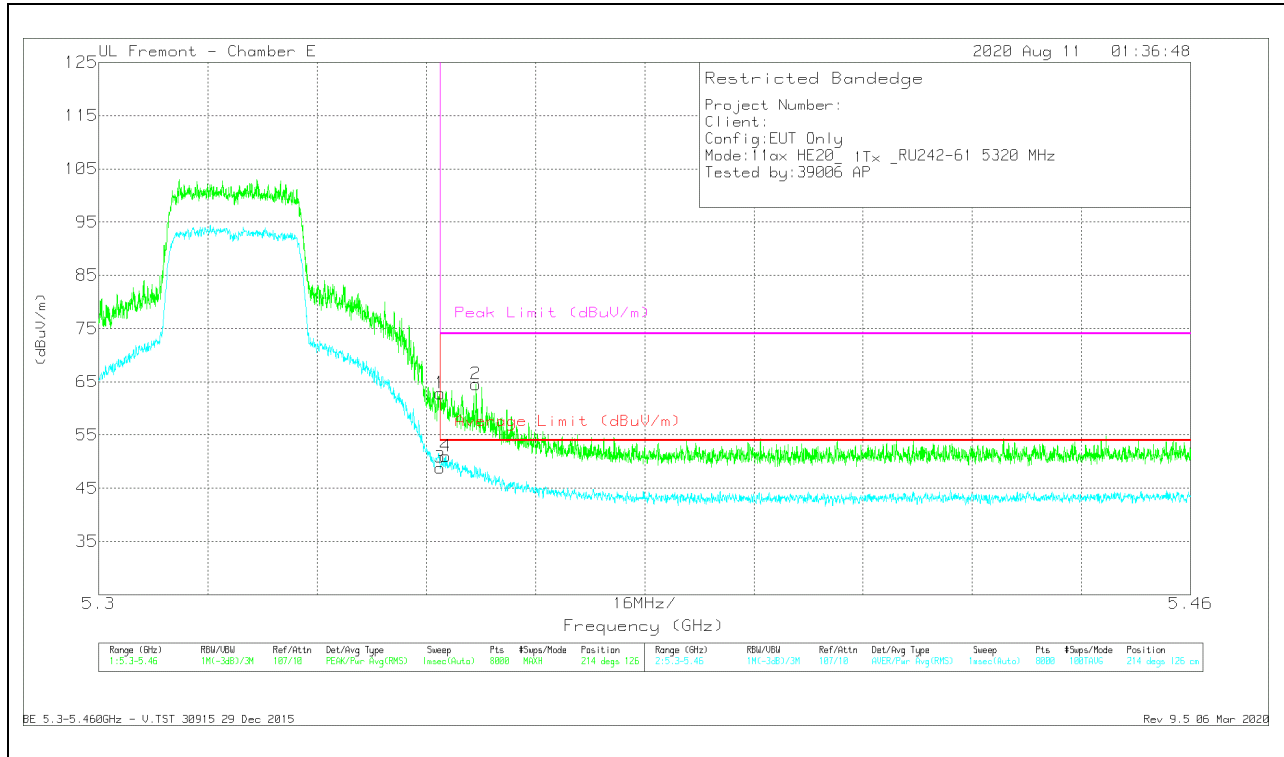
HORIZONTAL RESULT



Marker	Frequency (GHz)	Meter Reading (dBuV)	Det	AF T712 (dB/m)	Amp/Cbl/Filtr/Pad (dB)	Corrected Reading (dBuV/m)	Average Limit (dBuV/m)	Margin (dB)	Peak Limit (dBuV/m)	PK Margin (dB)	Azimuth (Degs)	Height (cm)	Polarity
1	* 5.35001	45.14	Pk	34.5	-21.8	57.84	-	-	74	-16.16	274	109	H
2	* 5.35021	47.6	Pk	34.5	-21.8	60.3	-	-	74	-13.7	274	109	H
3	* 5.35001	35.12	RMS	34.5	-21.8	47.82	54	-6.18	-	-	274	109	H
4	* 5.35033	36.26	RMS	34.5	-21.8	48.96	54	-5.04	-	-	274	109	H

* - indicates frequency in CFR47 Pt 15 / IC RSS-Restricted Band
 Pk - Peak detector
 RMS - RMS detection

VERTICAL RESULT



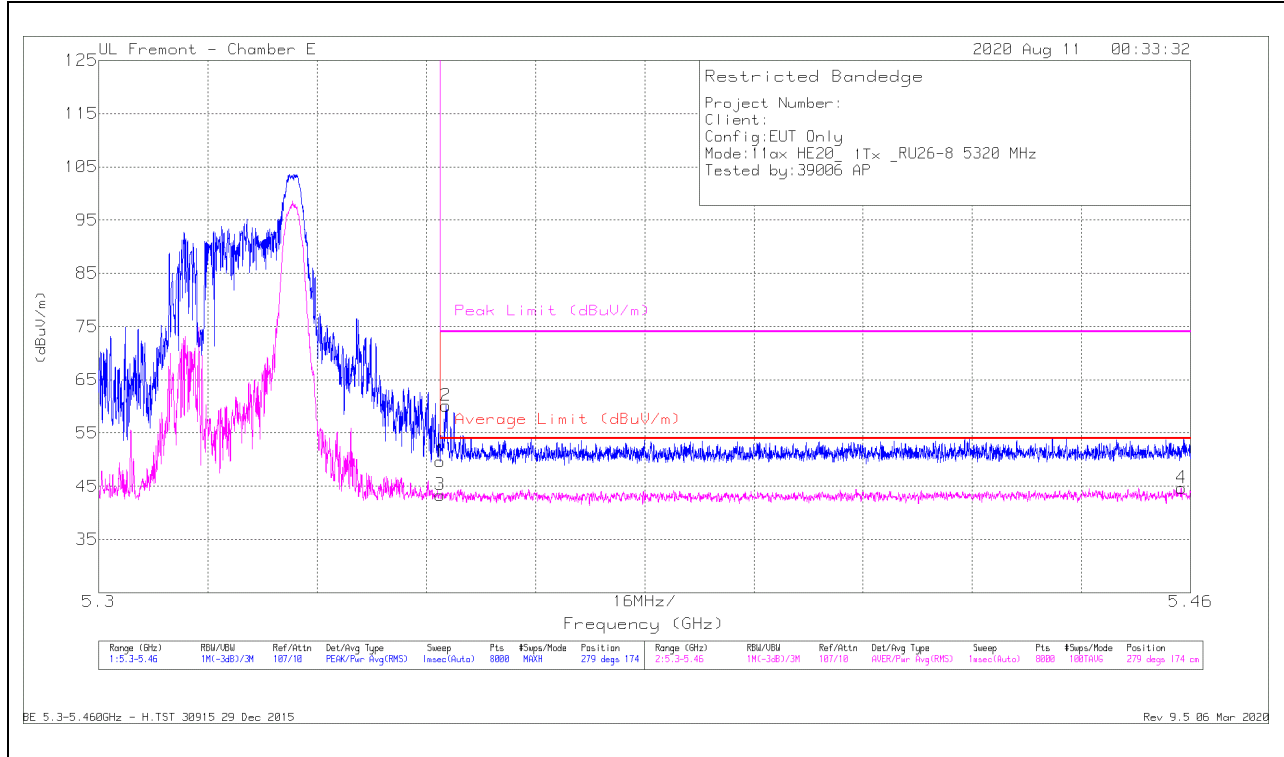
Marker	Frequency (GHz)	Meter Reading (dBuV)	Det	AF T712 (dB/m)	Amp/Cb/Filter/Pad (dB)	Corrected Reading (dBuV/m)	Average Limit (dBuV/m)	Margin (dB)	Peak Limit (dBuV/m)	PK Margin (dB)	Azimuth (Degs)	Height (cm)	Polarity
1	* 5.35001	50.13	Pk	34.5	-21.8	62.83	-	-	74	-11.17	214	126	V
3	* 5.35001	36.17	RMS	34.5	-21.8	48.87	54	-5.13	-	-	214	126	V
4	* 5.35083	38.29	RMS	34.5	-21.8	50.99	54	-3.01	-	-	214	126	V
2	* 5.35527	51.84	Pk	34.5	-21.8	64.54	-	-	74	-9.46	214	126	V

* - indicates frequency in CFR47 Pt 15 / IC RSS-Restricted Band
 Pk - Peak detector
 RMS - RMS detection

ANTENNA 5 – 26 Tones, RU Index 8

BANDEDGE (HIGH CHANNEL)

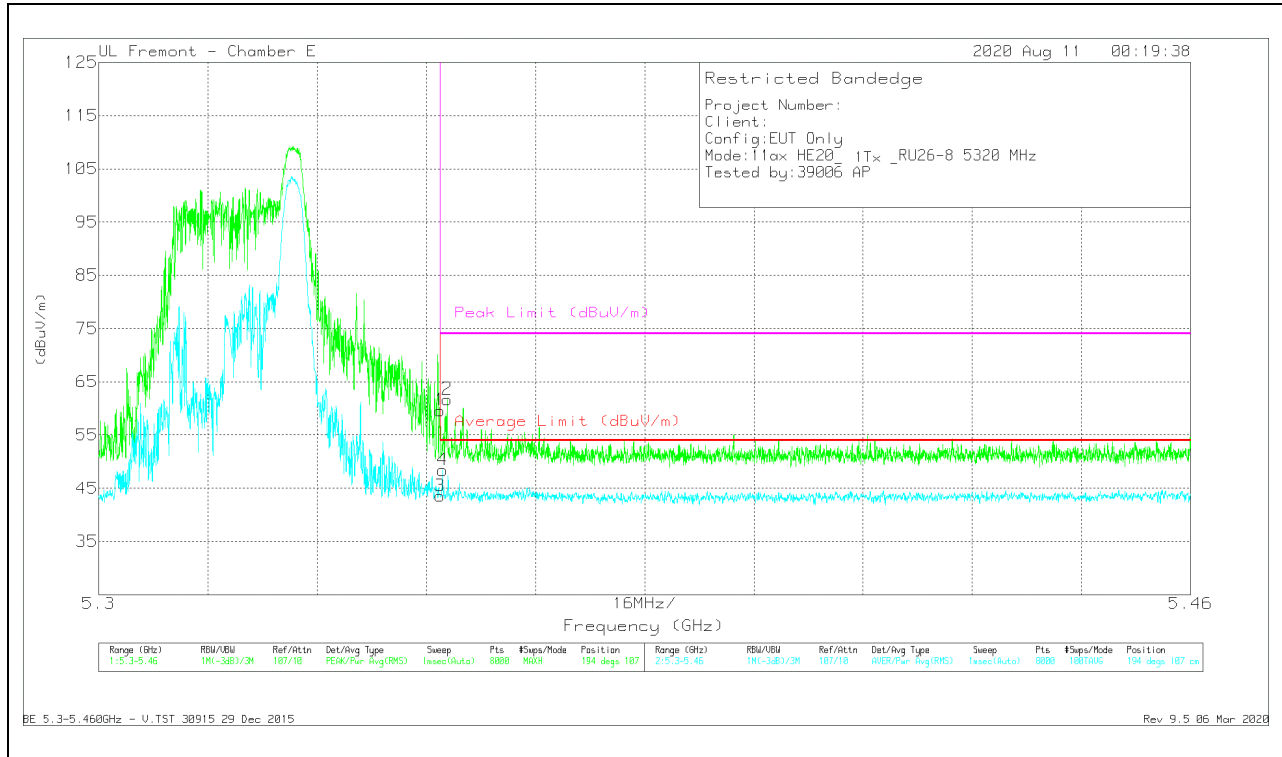
HORIZONTAL RESULT



Marker	Frequency (GHz)	Meter Reading (dBuV)	Det	AF T712 (dB/m)	Amp/Cbl/Filtr/Pa d (dB)	Corrected Reading (dBuV/m)	Average Limit (dBuV/m)	Margin (dB)	Peak Limit (dBuV/m)	PK Margin (dB)	Azimuth (Degs)	Height (cm)	Polarity
1	* 5.35001	36.99	Pk	34.5	-21.8	49.69	-	-	74	-24.31	279	174	H
2	* 5.35085	47.44	Pk	34.5	-21.8	60.14	-	-	74	-13.86	279	174	H
3	* 5.35001	30.67	RMS	34.5	-21.8	43.37	54	-10.63	-	-	279	174	H
4	* 5.45862	31.78	RMS	34.6	-21.7	44.68	54	-9.32	-	-	279	174	H

* - indicates frequency in CFR47 Pt 15 / IC RSS-Restricted Band
 Pk - Peak detector
 RMS - RMS detection

VERTICAL RESULT



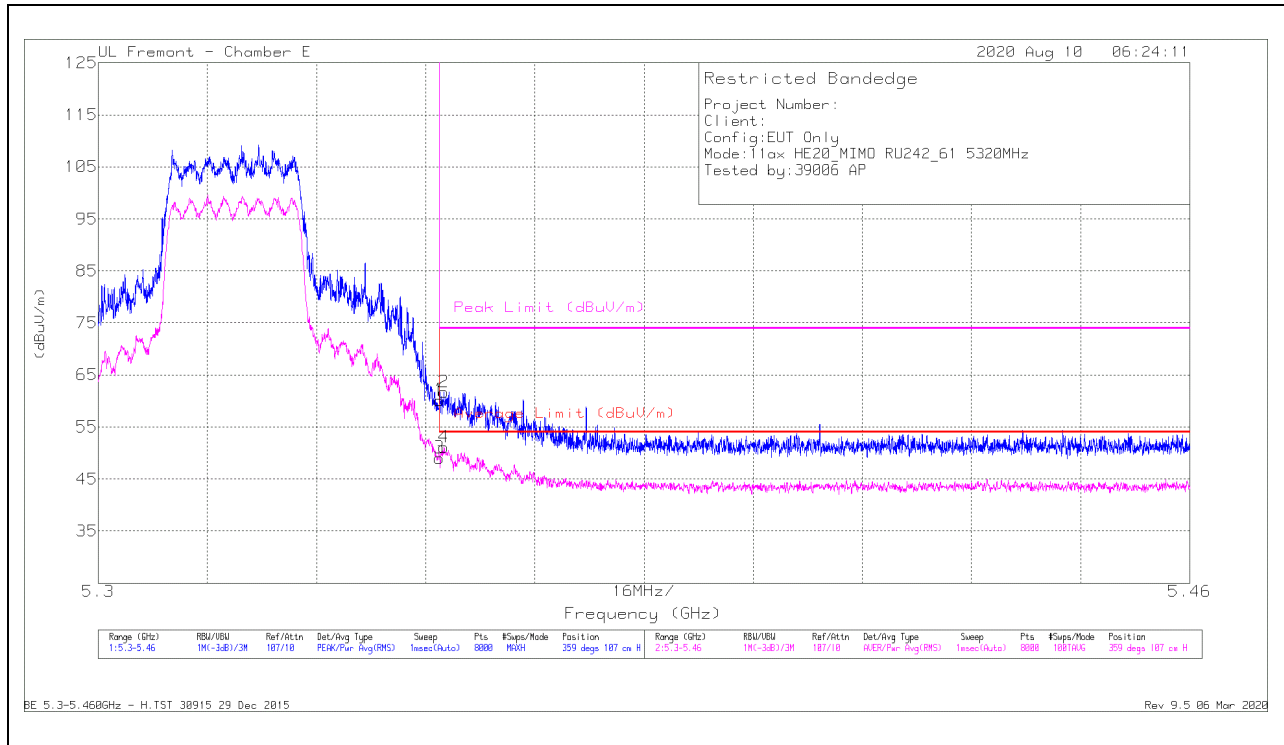
Marker	Frequency (GHz)	Meter Reading (dBuV)	Det	AF T712 (dB/m)	Amp/Cbl/Filt/Pa d (dB)	Corrected Reading (dBuV/m)	Average Limit (dBuV/m)	Margin (dB)	Peak Limit (dBuV/m)	PK Margin (dB)	Azimuth (Degs)	Height (cm)	Polarity
1	* 5.35001	46.93	Pk	34.5	-21.8	59.63	-	-	74	-14.37	194	107	V
3	* 5.35001	30.83	RMS	34.5	-21.8	43.53	54	-10.47	-	-	194	107	V
4	* 5.35039	35.7	RMS	34.5	-21.8	48.4	54	-5.6	-	-	194	107	V
2	* 5.35107	48.98	Pk	34.5	-21.8	61.68	-	-	74	-12.32	194	107	V

* - indicates frequency in CFR47 Pt 15 / IC RSS-Restricted Band
 Pk - Peak detector
 RMS - RMS detection

2TX ANTENNA 6 + ANTENNA 5 OFDMA MODE – 242 Tones, RU Index 61

BANDEDGE (HIGH CHANNEL)

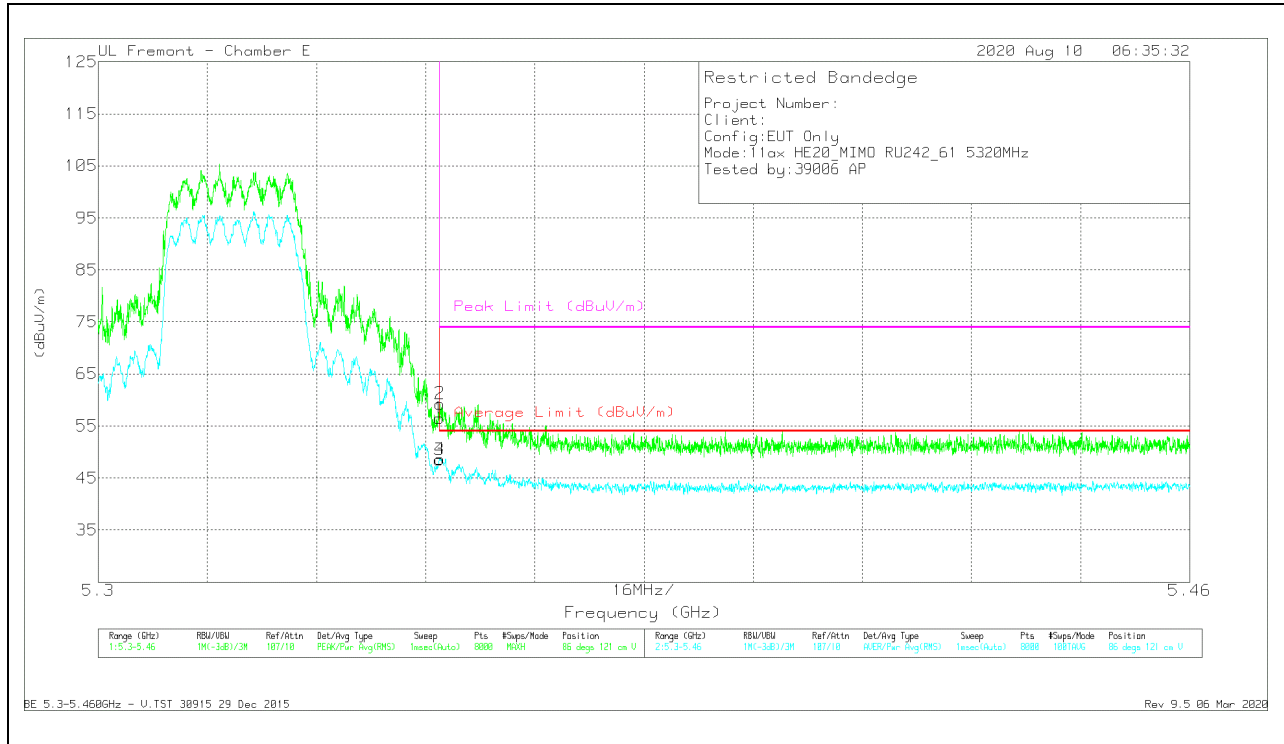
HORIZONTAL RESULT



Marker	Frequency (GHz)	Meter Reading (dBuV)	Det	AF T712 (dB/m)	Amp/Cb/Filtr/Pad (dB)	Corrected Reading (dBuV/m)	Average Limit (dBuV/m)	Margin (dB)	Peak Limit (dBuV/m)	PK Margin (dB)	Azimuth (Degs)	Height (cm)	Polarity
1	* 5.35001	47.46	Pk	34.5	-21.8	60.16	-	-	74	-13.84	359	107	H
2	* 5.35065	49.07	Pk	34.5	-21.8	61.77	-	-	74	-12.23	359	107	H
3	* 5.35001	36.37	RMS	34.5	-21.8	49.07	54	-4.93	-	-	359	107	H
4	* 5.35071	38.38	RMS	34.5	-21.8	51.08	54	-2.92	-	-	359	107	H

* - indicates frequency in CFR47 Pt 15 / IC RSS-Restricted Band
 Pk - Peak detector
 RMS - RMS detection

VERTICAL RESULT

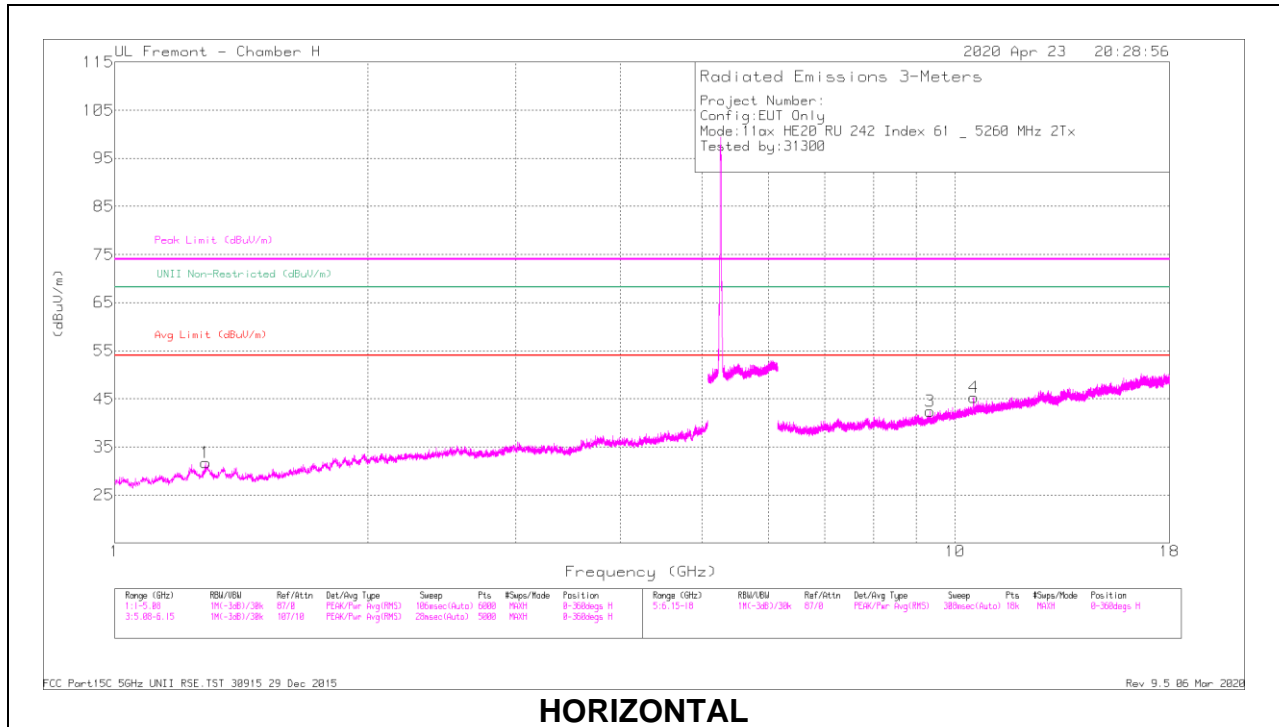


Marker	Frequency (GHz)	Meter Reading (dBuV)	Det	AF T1712 (dB/m)	Amp/Cbl/Filtr/Pad (dB)	Corrected Reading (dBuV/m)	Average Limit (dBuV/m)	Margin (dB)	Peak Limit (dBuV/m)	PK Margin (dB)	Azimuth (Degs)	Height (cm)	Polarity
1	* 5.35001	43.82	Pk	34.5	-21.8	56.52	-	-	74	-17.48	86	121	V
2	* 5.35009	46.59	Pk	34.5	-21.8	59.29	-	-	74	-14.71	86	121	V
3	* 5.35001	35.8	RMS	34.5	-21.8	48.5	54	-5.5	-	-	86	121	V
4	* 5.35005	35.94	RMS	34.5	-21.8	48.64	54	-5.36	-	-	86	121	V

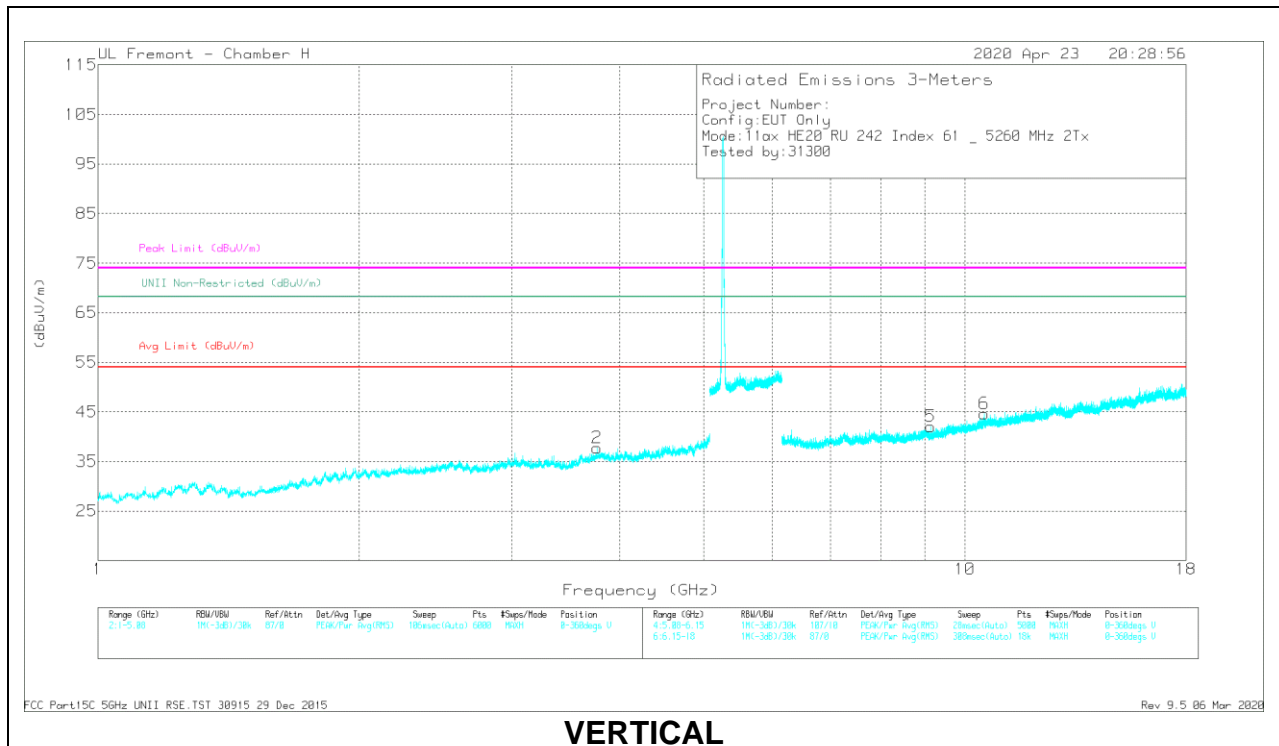
* - indicates frequency in CFR47 Pt 15 / IC RSS-Restricted Band
 Pk - Peak detector
 RMS - RMS detection

HARMONICS AND SPURIOUS EMISSIONS

LOW CHANNEL RESULTS



HORIZONTAL



VERTICAL

RADIATED EMISSIONS

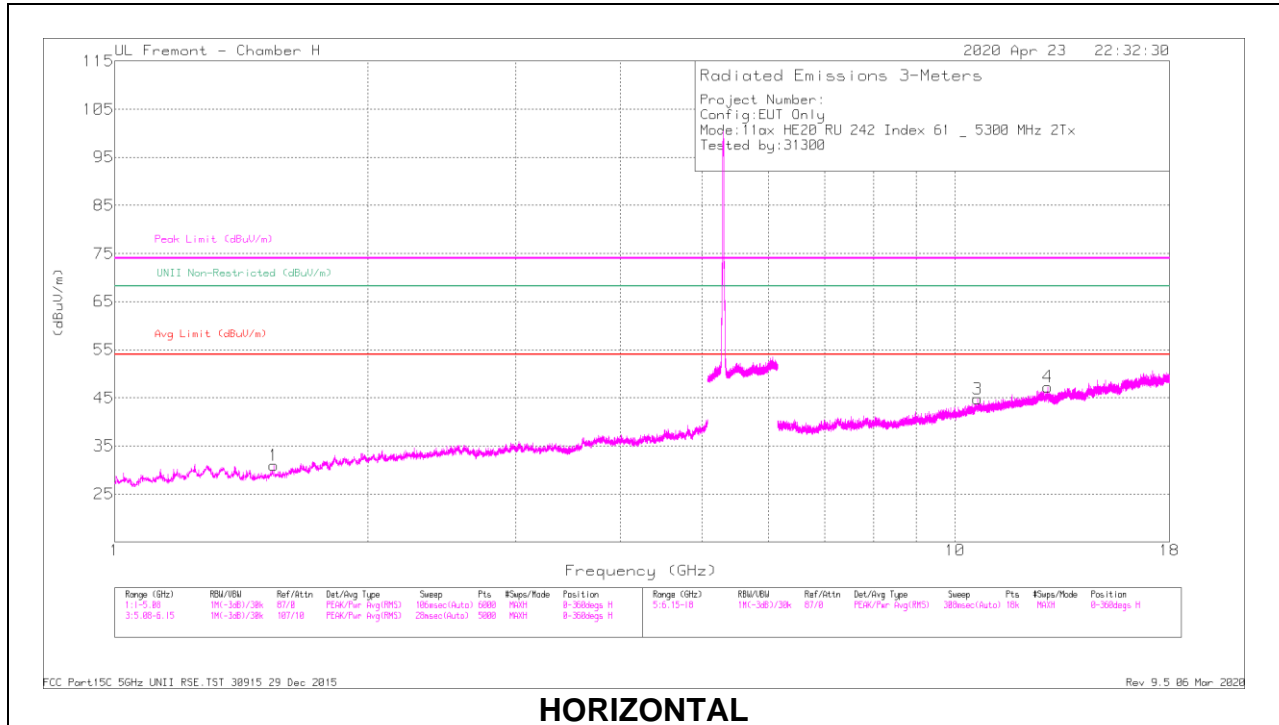
Marker	Frequency (GHz)	Meter Reading (dBuV)	Det	AF T863 (dB/m)	Amp/Cbl/Filtr/Pad (dB)	Corrected Reading (dBuV/m)	Avg Limit (dBuV/m)	Margin (dB)	Peak Limit (dBuV/m)	PK Margin (dB)	UNII Non-Restricted (dBuV/m)	PK Margin (dB)	Azimuth (Degs)	Height (cm)	Polarity
1	* 1.2855	44.4	PK-U	29.2	-35.1	38.5	-	-	74	-35.5	-	-	78	101	H
	* 1.2851	32.45	ADR	29.2	-35.1	26.55	54	-27.45	-	-	-	-	78	101	H
2	* 3.7685	43.38	PK-U	33.5	-32.3	44.58	-	-	74	-29.42	-	-	146	101	V
	* 3.7682	31.44	ADR	33.5	-32.3	32.64	54	-21.36	-	-	-	-	146	101	V
3	* 9.33643	37.89	PK-U	36.5	-25.6	48.79	-	-	74	-25.21	-	-	243	200	H
	* 9.3356	25.99	ADR	36.5	-25.6	36.89	54	-17.11	-	-	-	-	243	200	H
5	* 9.1373	37.95	PK-U	36.3	-26.1	48.15	-	-	74	-25.85	-	-	324	101	V
	* 9.1379	26.24	ADR	36.3	-26.1	36.44	54	-17.56	-	-	-	-	324	101	V
6	10.5285	39.4	PK-U	37.5	-24.5	52.4	-	-	-	-	68.2	-15.8	260	120	V
	10.5305	39.82	PK-U	37.5	-24.5	52.82	-	-	-	-	68.2	-15.38	233	138	H

* - indicates frequency in CFR47 Pt 15 / IC RSS-Restricted Band

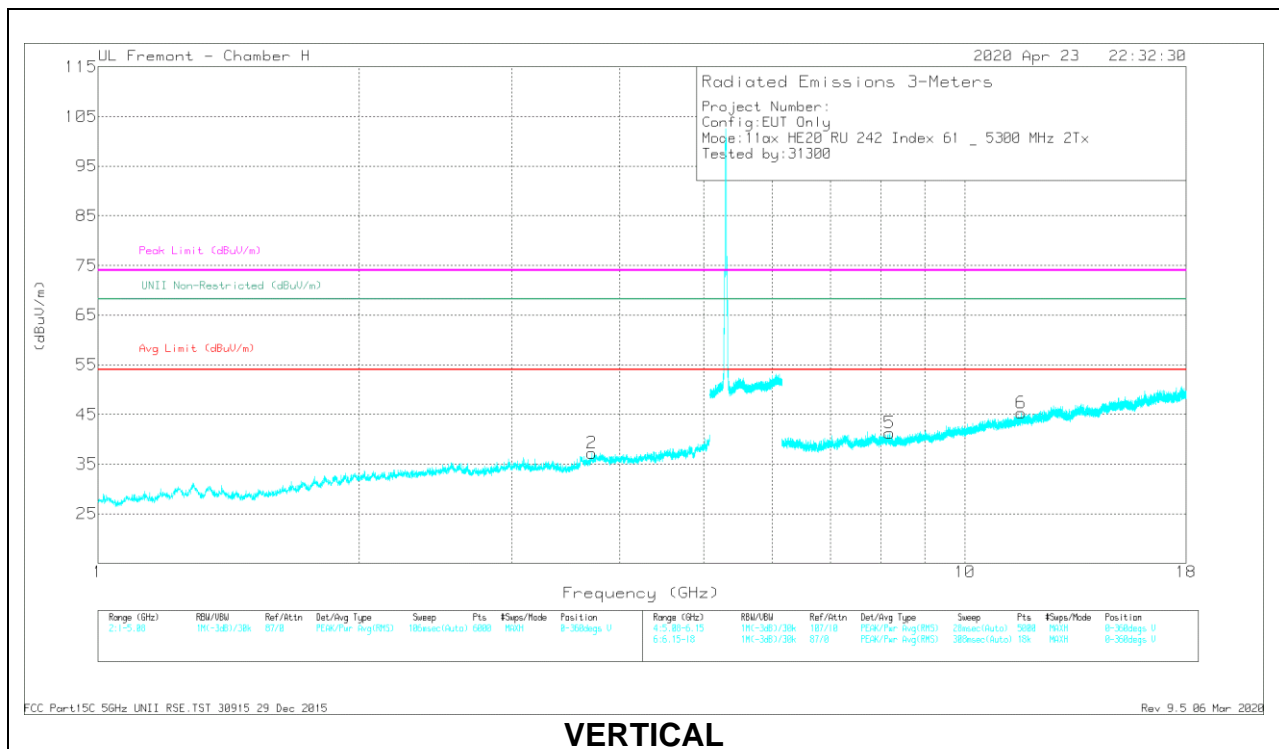
PK-U - U-NII: Maximum Peak

ADR - U-NII AD primary method, RMS average

MID CHANNEL RESULTS



HORIZONTAL



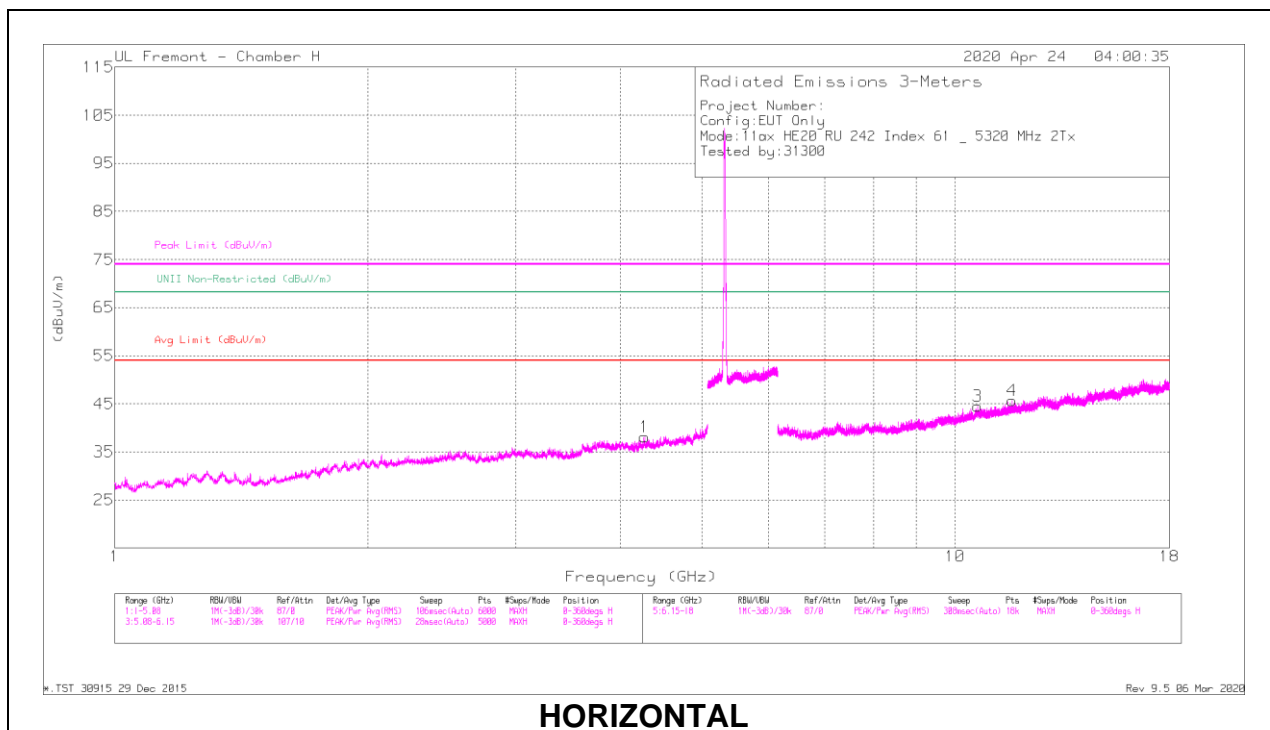
VERTICAL

RADIATED EMISSIONS

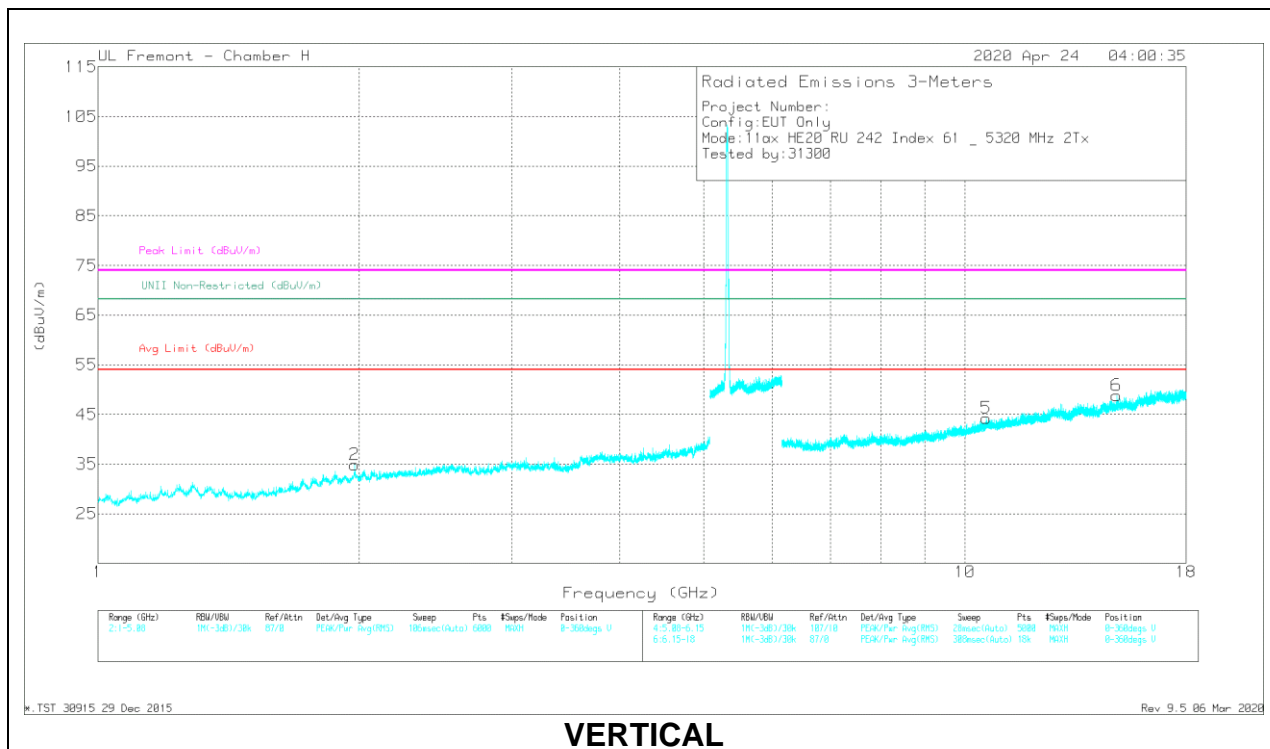
Marker	Frequency (GHz)	Meter Reading (dBuV)	Det	AF T863 (dB/m)	Amp/Cbl/Filtr/Pad (dB)	Corrected Reading (dBuV/m)	Avg Limit (dBuV/m)	Margin (dB)	Peak Limit (dBuV/m)	PK Margin (dB)	UNII Non-Restricted (dBuV/m)	PK Margin (dB)	Azimuth (Degs)	Height (cm)	Polarity
1	* 1.54576	44.26	PK-U	28.1	-34.5	37.86	-	-	74	-36.14	-	-	179	200	H
	* 1.54758	31.89	ADR	28.1	-34.5	25.49	54	-28.51	-	-	-	-	179	200	H
2	* 3.71648	42.48	PK-U	33.2	-32	43.68	-	-	74	-30.32	-	-	3	102	V
	* 3.71723	30.88	ADR	33.2	-32	32.08	54	-21.92	-	-	-	-	3	102	V
3	* 10.6388	37.36	PK-U	37.6	-23.8	51.16	-	-	74	-22.84	-	-	40	102	H
	* 10.6385	25.76	ADR	37.6	-23.8	39.56	54	-14.44	-	-	-	-	40	102	H
5	* 8.19041	38.14	PK-U	36.1	-27	47.24	-	-	74	-26.76	-	-	216	200	V
	* 8.18967	26.73	ADR	36.1	-27	35.83	54	-18.17	-	-	-	-	216	200	V
6	* 11.6221	36.7	PK-U	38.4	-23.5	51.6	-	-	74	-22.4	-	-	111	200	V
	* 11.6239	25.04	ADR	38.4	-23.4	40.04	54	-13.96	-	-	-	-	111	200	V
4	12.88792	36.78	PK-U	39.7	-23.5	52.98	-	-	-	-	68.2	-15.22	77	200	H

* - indicates frequency in CFR47 Pt 15 / IC RSS-Restricted Band
 PK-U - U-NII: Maximum Peak
 ADR - U-NII AD primary method, RMS average

HIGH CHANNEL RESULTS



HORIZONTAL



VERTICAL

RADIATED EMISSIONS

Marker	Frequency (GHz)	Meter Reading (dBuV)	Det	AF T863 (dB/m)	Amp/Cbl/Filtr/Pad (dB)	Corrected Reading (dBuV/m)	Avg Limit (dBuV/m)	Margin (dB)	Peak Limit (dBuV/m)	PK Margin (dB)	UNII Non-Restricted (dBuV/m)	PK Margin (dB)	Azimuth (Degs)	Height (cm)	Polarity
1	* 4.27306	42.15	PK-U	33.5	-30.9	44.75	-	-	74	-29.25	-	-	0	200	H
	* 4.27113	30.73	ADR	33.5	-30.9	33.33	54	-20.67	-	-	-	-	0	200	H
3	* 10.64195	37.7	PK-U	37.6	-23.9	51.4	-	-	74	-22.6	-	-	146	101	H
	* 10.64311	25.89	ADR	37.6	-23.9	39.59	54	-14.41	-	-	-	-	146	101	H
4	* 11.70536	36.43	PK-U	38.4	-23.5	51.33	-	-	74	-22.67	-	-	13	101	H
	* 11.70481	25.13	ADR	38.4	-23.4	40.13	54	-13.87	-	-	-	-	13	101	H
2	1.97544	43.91	PK-U	31.5	-34.3	41.11	-	-	-	-	68.2	-27.09	330	200	V
5	10.59011	37.16	PK-U	37.6	-24.3	50.46	-	-	-	-	68.2	-17.74	38	101	V
6	14.96604	37.15	PK-U	40.4	-23.1	54.45	-	-	-	-	68.2	-13.75	60	101	V

* - indicates frequency in CFR47 Pt 15 / IC RSS-Restricted Band

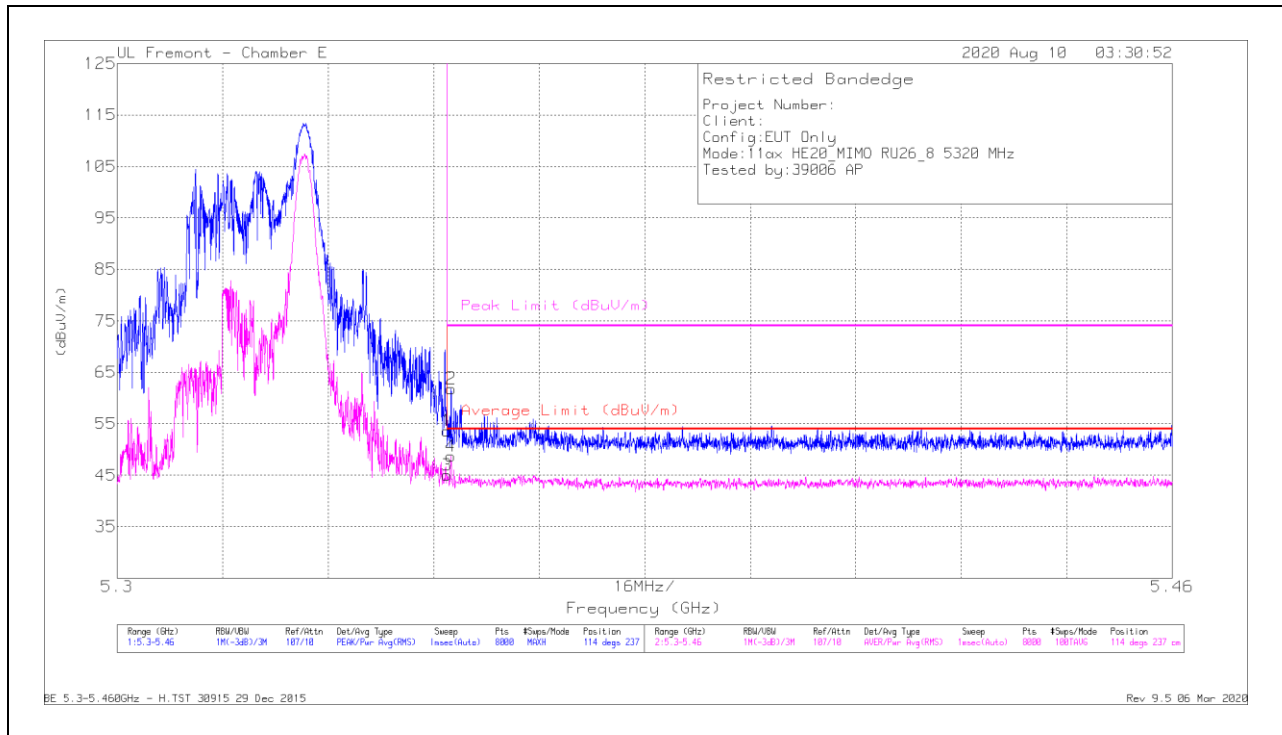
PK-U - U-NII: Maximum Peak

ADR - U-NII AD primary method, RMS average

2TX ANTENNA 6 + ANTENNA 5 OFDMA MODE – 26 Tones, RU Index 8

BANDEDGE (HIGH CHANNEL)

HORIZONTAL RESULT



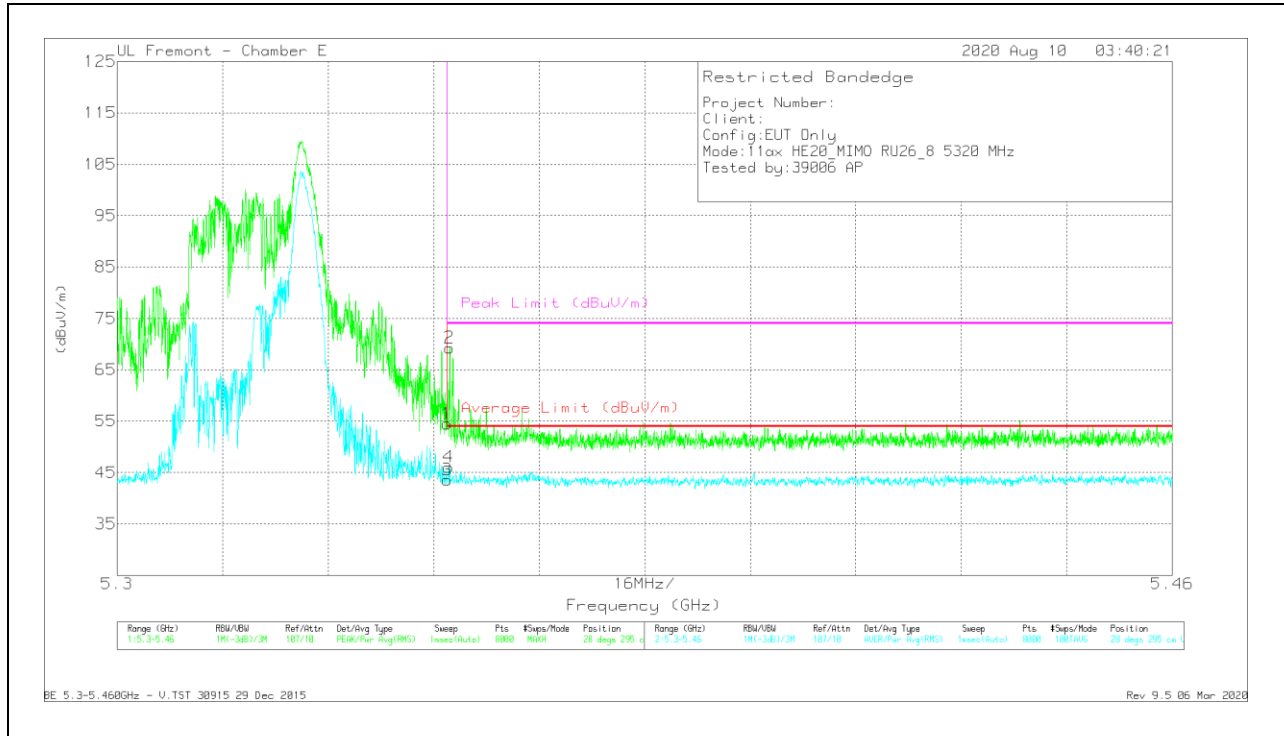
Marker	Frequency(GHz)	MeterReading(dBuV)	Det	AF T712 (dB/m)	Amp/Cbl/Fitr/Pad (dB)	CorrectedReading(dBuV/m)	Average Limit (dBuV/m)	Margin(dB)	Peak Limit (dBuV/m)	PK Margin(dB)	Azimuth(Degs)	Height(cm)	Polarity
1	* 5.35001	40.94	Pk	34.5	-21.8	53.64	-	-	74	-20.36	114	237	H
2	* 5.35063	49.1	Pk	34.5	-21.8	61.8	-	-	74	-12.2	114	237	H
3	* 5.35001	32.31	RMS	34.5	-21.8	45.01	54	-8.99	-	-	114	237	H
4	* 5.35061	35.98	RMS	34.5	-21.8	48.68	54	-5.32	-	-	114	237	H

* - indicates frequency in CFR47 Pt 15 / IC RSS-Restricted Band

Pk - Peak detector

RMS - RMS detection

VERTICAL RESULT

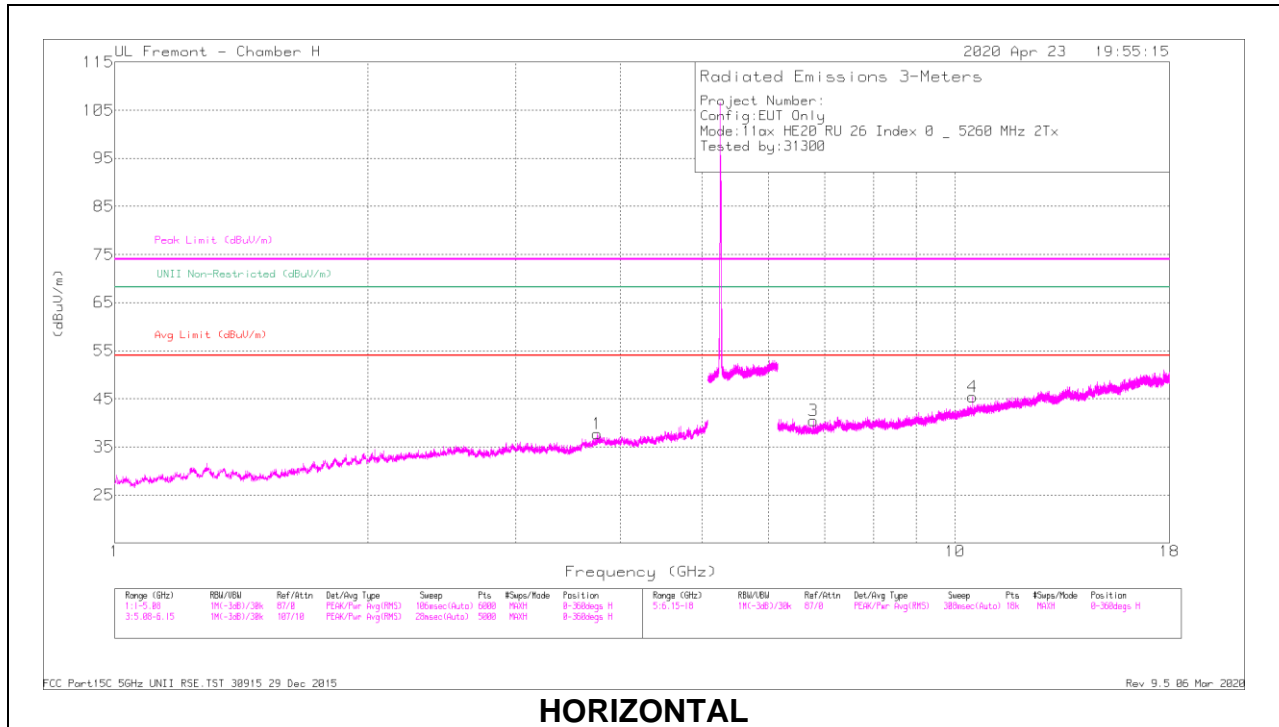


Marker	Frequency (GHz)	Meter Reading (dBuV)	Det	AF T712 (dB/m)	Amp/Cbl/Filtr/PA d (dB)	Corrected Reading (dBuV/m)	Average Limit (dBuV/m)	Margin (dB)	Peak Limit (dBuV/m)	PK Margin (dB)	Azimuth (Degs)	Height (cm)	Polarity
1	* 5.35001	41.82	Pk	34.5	-21.8	54.52	-	-	74	-19.48	28	295	V
3	* 5.35001	30.87	RMS	34.5	-21.8	43.57	54	-10.43	-	-	28	295	V
4	* 5.35025	33.36	RMS	34.5	-21.8	46.06	54	-7.94	-	-	28	295	V
2	* 5.35043	56.58	Pk	34.5	-21.8	69.28	-	-	74	-4.72	28	295	V

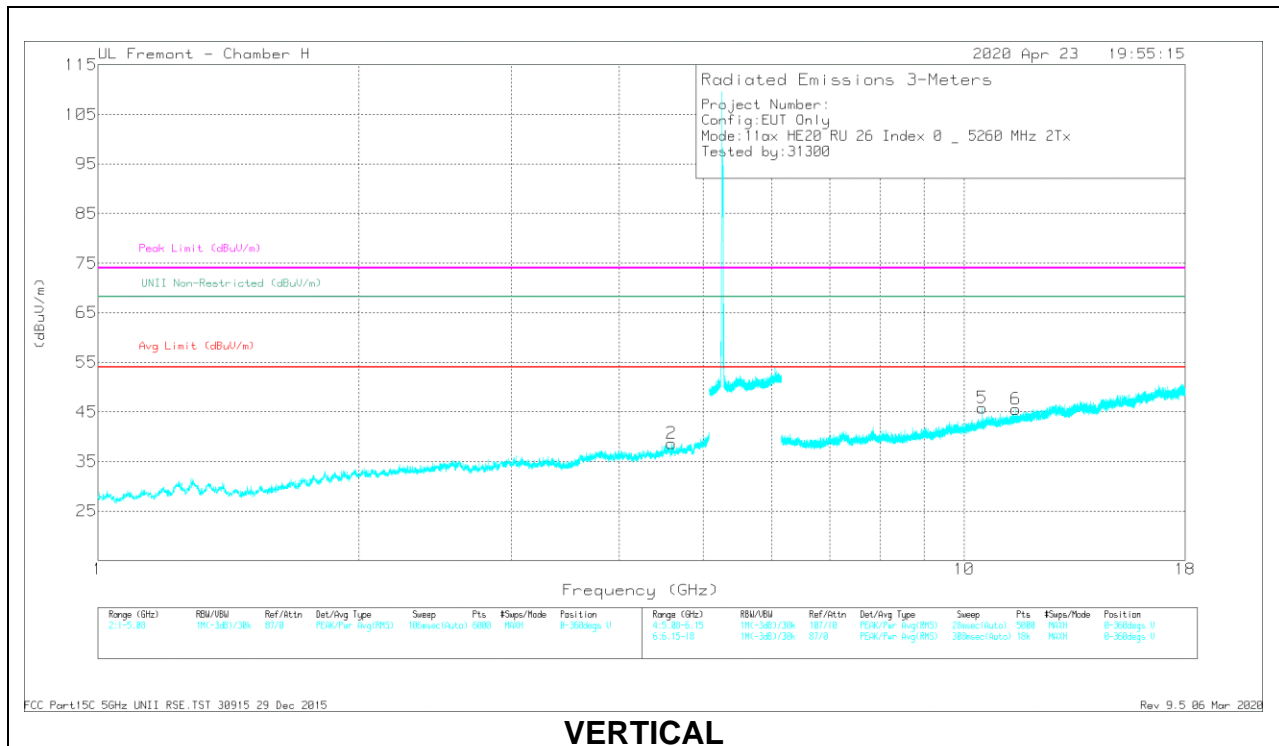
* - indicates frequency in CFR47 Pt 15 / IC RSS-Restricted Band
 Pk - Peak detector
 RMS - RMS detection

HARMONICS AND SPURIOUS EMISSIONS

LOW CHANNEL RESULTS



HORIZONTAL



VERTICAL

RADIATED EMISSIONS

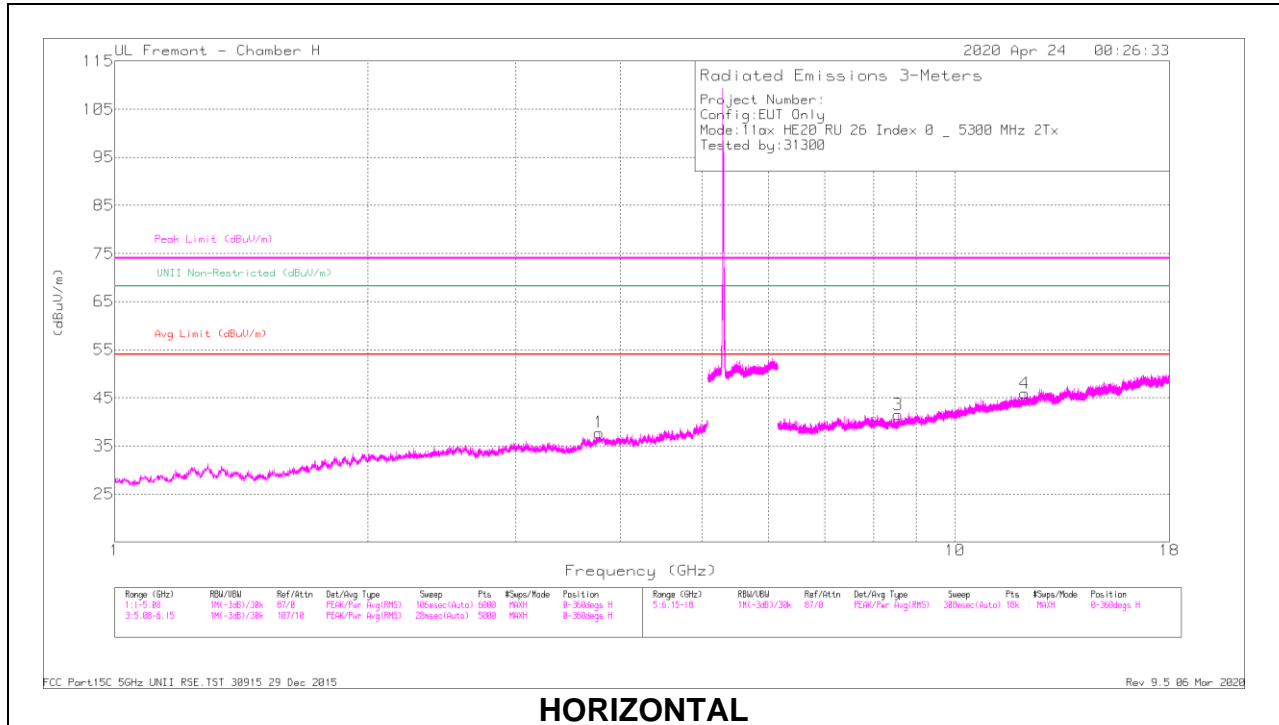
Marker	Frequency (GHz)	Meter Reading (dBuV)	Det	AF T863 (dB/m)	Amp/Cbl/Filtr/Pad (dB)	Corrected Reading (dBuV/m)	Avg Limit (dBuV/m)	Margin (dB)	Peak Limit (dBuV/m)	PK Margin (dB)	UNII Non-Restricted (dBuV/m)	PK Margin (dB)	Azimuth (Degs)	Height (cm)	Polarity
1	* 3.75055	43.18	PK-U	33.4	-32.3	44.28	-	-	74	-29.72	-	-	0	200	H
	* 3.75225	31.84	ADR	33.4	-32.3	32.94	54	-21.06	-	-	-	-	0	200	H
2	* 4.5967	41.51	PK-U	34.2	-30.8	44.91	-	-	74	-29.09	-	-	132	200	V
	* 4.59693	29.99	ADR	34.2	-30.8	33.39	54	-20.61	-	-	-	-	132	200	V
6	* 11.4699	36.91	PK-U	38.2	-23.8	51.31	-	-	74	-22.69	-	-	8	200	V
	* 11.4697	25.51	ADR	38.2	-23.8	39.91	54	-14.09	-	-	-	-	8	200	V
3	6.78325	40.29	PK-U	35.5	-29.1	46.69	-	-	-	-	68.2	-21.51	49	200	H
4	10.50214	41.63	PK-U	37.5	-24.6	54.53	-	-	-	-	68.2	-13.67	254	131	V
5	10.50382	42.83	PK-U	37.5	-24.6	55.73	-	-	-	-	68.2	-12.47	209	103	H

* - indicates frequency in CFR47 Pt 15 / IC RSS-Restricted Band

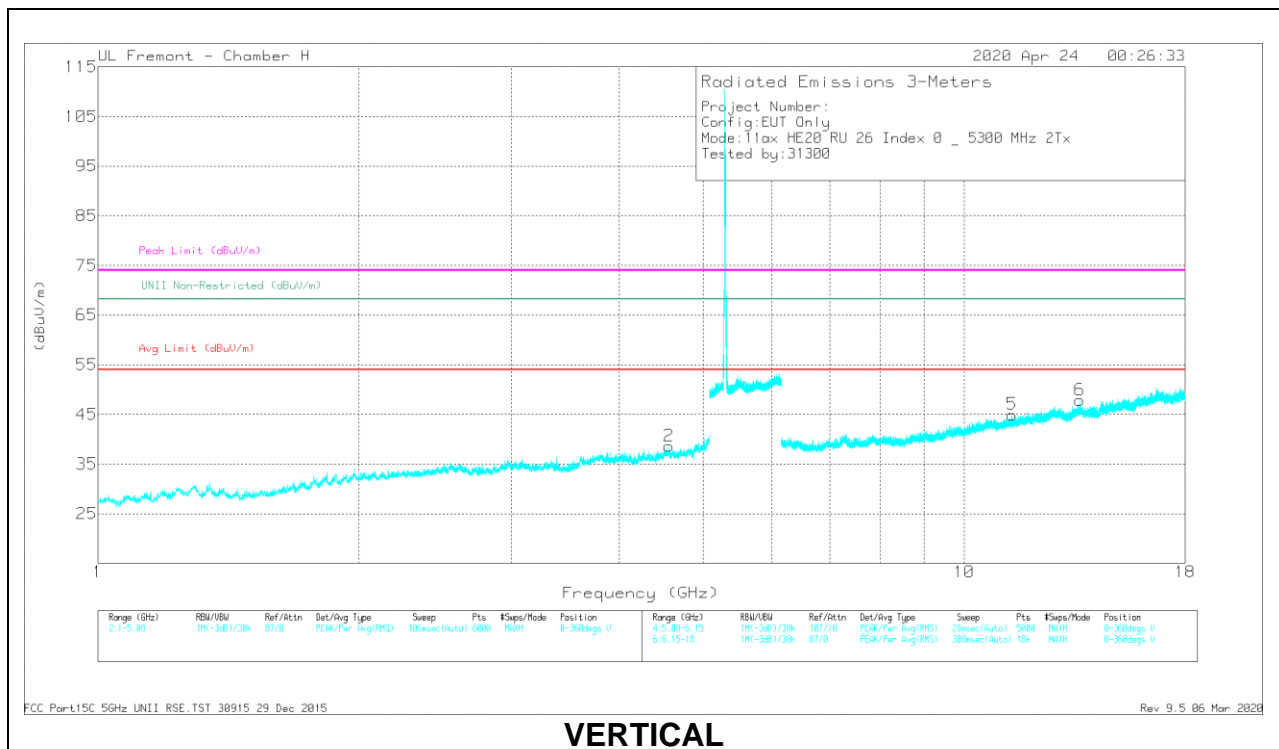
PK-U - U-NII: Maximum Peak

ADR - U-NII AD primary method, RMS average

MID CHANNEL RESULTS



HORIZONTAL



VERTICAL

RADIATED EMISSIONS

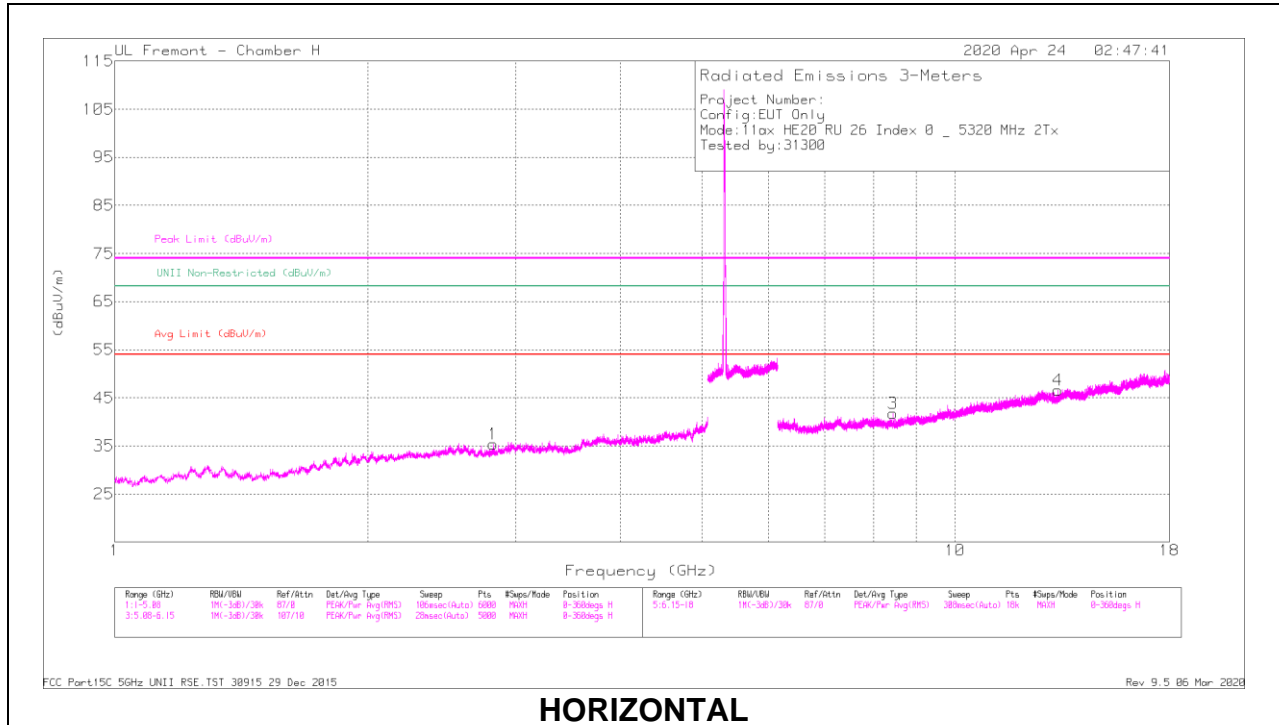
Marker	Frequency (GHz)	Meter Reading (dBuV)	Det	AF T863 (dBm)	Amp/Cbl/Filtr/Pad (dB)	Corrected Reading (dBuV/m)	Avg Limit (dBuV/m)	Margin (dB)	Peak Limit (dBuV/m)	PK Margin (dB)	UNII Non-Restricted (dBuV/m)	PK Margin (dB)	Azimuth (Degs)	Height (cm)	Polarity
1	* 3.77156	43.31	PK-U	33.5	-32.3	44.51	-	-	74	-29.49	-	-	347	200	H
	* 3.76999	31.17	ADR	33.5	-32.3	32.37	54	-21.63	-	-	-	-	347	200	H
2	* 4.56773	42.03	PK-U	34.2	-30.6	45.63	-	-	74	-28.37	-	-	0	200	V
	* 4.56502	30.17	ADR	34.2	-30.6	33.77	54	-20.23	-	-	-	-	0	200	V
4	* 12.0971	37.07	PK-U	38.8	-23.9	51.97	-	-	74	-22.03	-	-	144	199	H
	* 12.0953	25.35	ADR	38.8	-23.9	40.25	54	-13.75	-	-	-	-	144	199	H
5	* 11.3581	37.3	PK-U	38	-23.9	51.4	-	-	74	-22.6	-	-	129	199	V
	* 11.3595	25.5	ADR	38.1	-24	39.6	54	-14.4	-	-	-	-	129	199	V
3	8.56036	38.67	PK-U	35.9	-26.9	47.67	-	-	-	-	68.2	-20.53	311	101	H
	13.6031	37.34	PK-U	39.8	-23	54.14	-	-	-	-	68.2	-14.06	350	101	V

* - indicates frequency in CFR47 Pt 15 / IC RSS-Restricted Band

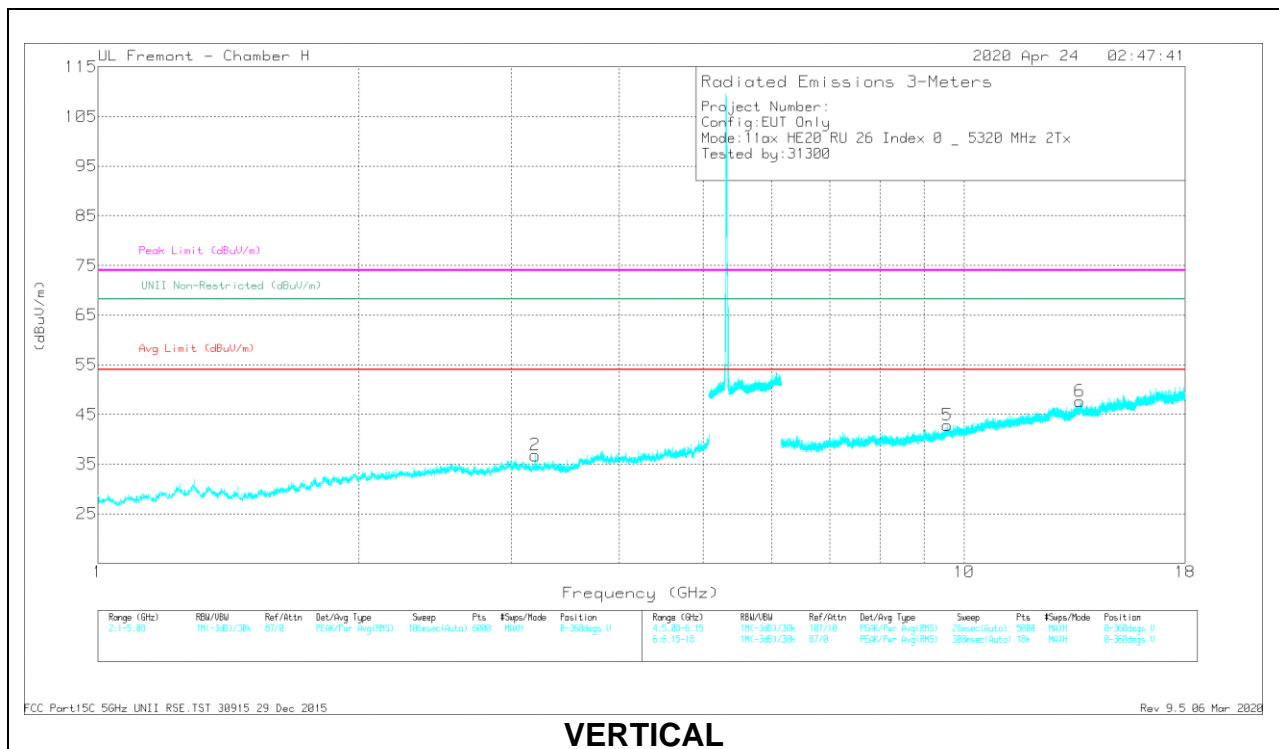
PK-U - U-NII: Maximum Peak

ADR - U-NII AD primary method, RMS average

HIGH CHANNEL RESULTS



HORIZONTAL



VERTICAL

RADIATED EMISSIONS

Marker	Frequency (GHz)	Meter Reading (dBuV)	Det	AF T863 (dB/m)	Amp/Cbl/Filtr/Pad (dB)	Corrected Reading (dBuV/m)	Avg Limit (dBuV/m)	Margin (dB)	Peak Limit (dBuV/m)	PK Margin (dB)	UNII Non-Restricted (dBuV/m)	PK Margin (dB)	Azimuth (Degs)	Height (cm)	Polarity
1	* 2.82324	43.65	PK-U	32.4	-33.7	42.35	-	-	74	-31.65	-	-	52	101	H
	* 2.82184	31.18	ADR	32.4	-33.7	29.88	54	-24.12	-	-	-	-	52	101	H
3	* 8.44203	38.14	PK-U	35.9	-26.8	47.24	-	-	74	-26.76	-	-	102	101	H
	* 8.44188	26.48	ADR	35.9	-26.8	35.58	54	-18.42	-	-	-	-	102	101	H
4	* 13.2586	37.42	PK-U	39.3	-24	52.72	-	-	74	-21.28	-	-	0	115	H
	* 13.2585	26.26	ADR	39.3	-24	41.56	54	-12.44	-	-	-	-	0	115	H
2	3.19565	42.84	PK-U	32.8	-33.3	42.34	-	-	-	-	68.2	-25.86	181	101	V
5	9.56695	37.37	PK-U	36.8	-25	49.17	-	-	-	-	68.2	-19.03	149	199	V
6	13.60376	37.94	PK-U	39.7	-23.1	54.54	-	-	-	-	68.2	-13.66	228	101	V

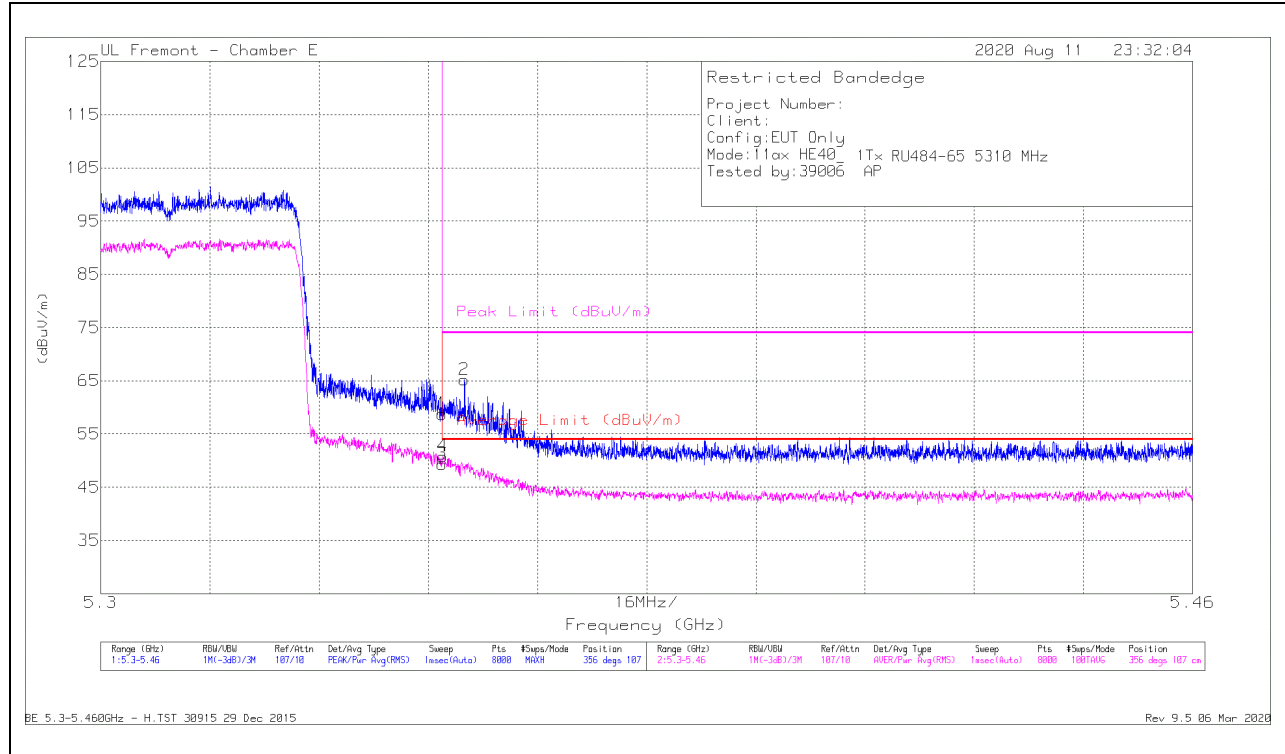
* - indicates frequency in CFR47 Pt 15 / IC RSS-Restricted Band
 PK-U - U-NII: Maximum Peak
 ADR - U-NII AD primary method, RMS average

1.1.11. TX ABOVE 1 GHz 802.11ax HE40 MODE IN THE 5.3 GHz BAND

ANTENNA 6 – 484 Tones, RU Index 65

BANDEDGE (HIGH CHANNEL)

HORIZONTAL RESULT



Marker	Frequency (GHz)	Meter Reading (dBuV)	Det	AF T712 (dB/m)	Amp/Cb/Filtr/Pad (dB)	Corrected Reading (dBuV/m)	Average Limit (dBuV/m)	Margin (dB)	Peak Limit (dBuV/m)	PK Margin (dB)	Azimuth (Degs)	Height (cm)	Polarity
1	* 5.35001	46.1	Pk	34.5	-21.8	58.8	-	-	74	-15.2	356	107	H
2	* 5.35329	52.39	Pk	34.5	-21.7	65.19	-	-	74	-8.81	356	107	H
3	* 5.35001	36.64	RMS	34.5	-21.8	49.34	54	-4.66	-	-	356	107	H
4	* 5.35013	38.1	RMS	34.5	-21.8	50.8	54	-3.2	-	-	356	107	H

* - indicates frequency in CFR47 Pt 15 / IC RSS-Restricted Band
 Pk - Peak detector
 RMS - RMS detection