

**2TX ANT 6 + ANT 5 OFDMA MODE (FCC) – 484 Tones, RU Index 65**

<b>Test Engineer:</b>	20773
<b>Test Date:</b>	8/29/2020

**Bandwidth, Antenna Gain, and Limits**

Channel	Frequency (MHz)	Min 26 dB BW (MHz)	Directional Gain for Power (dBi)	Directional Gain for PSD (dBi)	Power Limit (dBm)	PSD Limit (dBm/1MHz)
Low	5270	40.02	-4.71	-1.94	24.00	11.00
High	5310	40.09	-4.71	-1.94	24.00	11.00

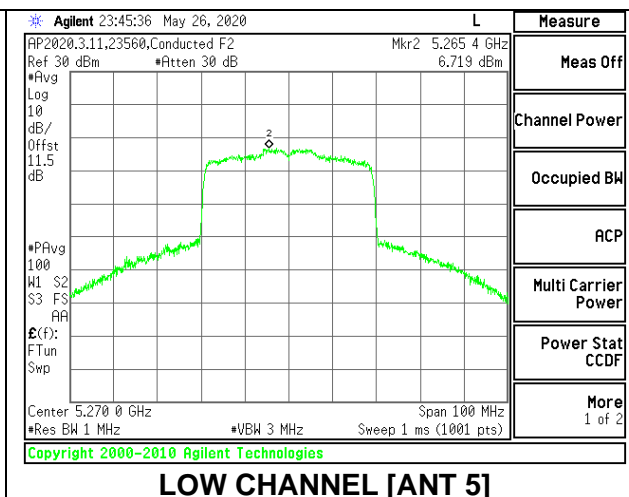
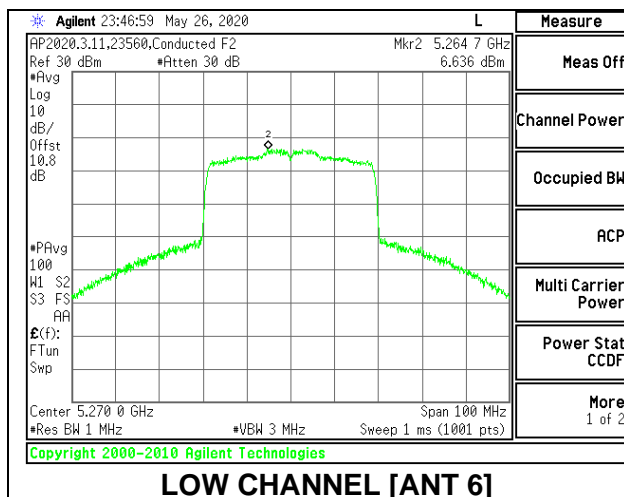
<b>Duty Cycle CF (dB)</b>	0.00	<b>Included in Calculations of Corr'd PSD</b>
---------------------------	------	---

**Output Power Results**

Channel	Frequency (MHz)	ANT 6 Meas Power (dBm)	ANT 5 Meas Power (dBm)	Total Corr'd Power (dBm)	Power Limit (dBm)	Power Margin (dB)
Low	5270	19.66	19.70	22.69	24.00	-1.31
High	5310	15.11	15.25	18.19	24.00	-5.81

**PSD Results**

Channel	Frequency (MHz)	ANT 6 Meas PSD (dBm/1MHz)	ANT 5 Meas PSD (dBm/1MHz)	Total Corr'd PSD (dBm/1MHz)	PSD Limit (dBm/1MHz)	PSD Margin (dB)
Low	5270	6.636	6.719	9.688	11.00	-1.312
High	5310	2.103	2.441	5.286	11.00	-5.714



**9.4.12. 802.11ax HE80 MODE IN THE 5.3 GHz BAND**

**1TX ANT 6 MODE (FCC) – 26 Tones, RU Index 0**

<b>Test Engineer:</b>	20773
<b>Test Date:</b>	8/30/2020

**Bandwidth, Antenna Gain, and Limits**

Channel	Frequency (MHz)	Min 26 dB BW (MHz)	Directional Gain (dBi)	Power Limit (dBm)	PSD Limit (dBm/1MHz)
Mid	5290	19.71	-3.10	23.95	11.00

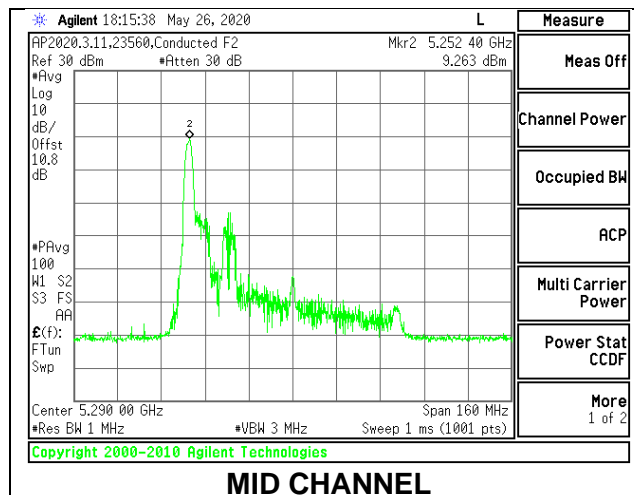
<b>Duty Cycle CF (dB)</b>	0.00	<b>Included in Calculations of Corr'd PSD</b>
---------------------------	------	---

**Output Power Results**

Channel	Frequency (MHz)	ANT 6 Meas Power (dBm)	Total Corr'd Power (dBm)	Power Limit (dBm)	Power Margin (dB)
Mid	5290	11.63	11.63	23.95	-12.32

**PSD Results**

Channel	Frequency (MHz)	ANT 6 Meas PSD (dBm/1MHz)	Total Corr'd PSD (dBm/1MHz)	PSD Limit (dBm/1MHz)	PSD Margin (dB)
Mid	5290	9.263	9.263	11.00	-1.737



**1TX ANT 6 MODE (FCC) – 26 Tones, RU Index 18**

<b>Test Engineer:</b>	20773
<b>Test Date:</b>	8/30/2020

**Bandwidth, Antenna Gain, and Limits**

Channel	Frequency (MHz)	Min 26 dB BW (MHz)	Directional Gain (dBi)	Power Limit (dBm)	PSD Limit (dBm/1MHz)
Mid	5290	41.03	-3.10	24.00	11.00

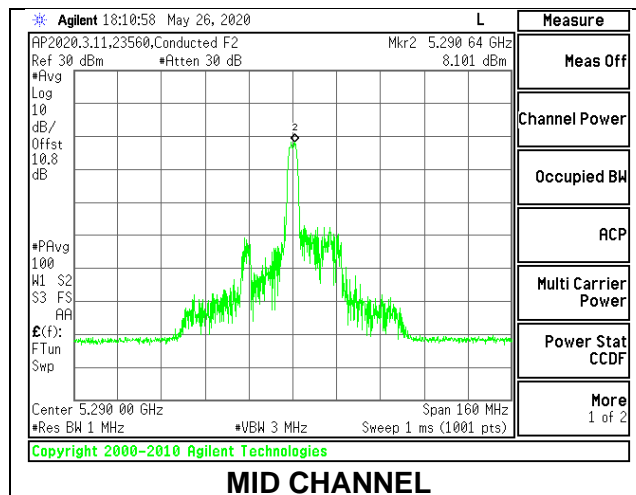
<b>Duty Cycle CF (dB)</b>	0.00	<b>Included in Calculations of Corr'd PSD</b>
---------------------------	------	---

**Output Power Results**

Channel	Frequency (MHz)	ANT 6 Meas Power (dBm)	Total Corr'd Power (dBm)	Power Limit (dBm)	Power Margin (dB)
Mid	5290	11.58	11.58	24.00	-12.42

**PSD Results**

Channel	Frequency (MHz)	ANT 6 Meas PSD (dBm/1MHz)	Total Corr'd PSD (dBm/1MHz)	PSD Limit (dBm/1MHz)	PSD Margin (dB)
Mid	5290	8.101	8.101	11.00	-2.899



**1TX ANT 6 MODE (FCC) – 26 Tones, RU Index 36**

<b>Test Engineer:</b>	20773
<b>Test Date:</b>	8/30/2020

**Bandwidth, Antenna Gain, and Limits**

Channel	Frequency (MHz)	Min 26 dB BW (MHz)	Directional Gain (dBi)	Power Limit (dBm)	PSD Limit (dBm/1MHz)
Mid	5290	21.03	-3.10	24.00	11.00

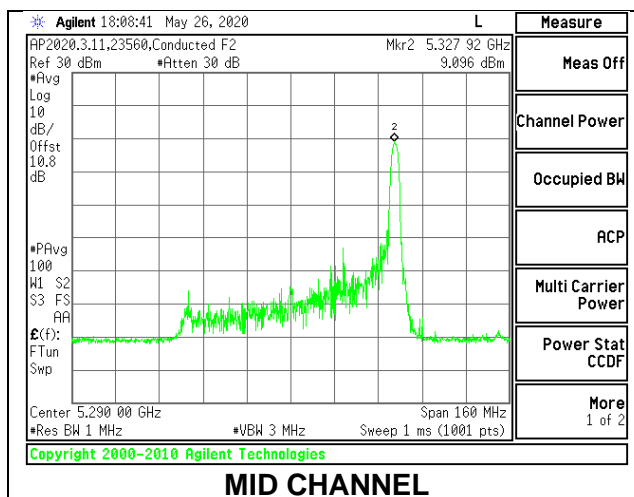
<b>Duty Cycle CF (dB)</b>	0.00	<b>Included in Calculations of Corr'd PSD</b>
---------------------------	------	---

**Output Power Results**

Channel	Frequency (MHz)	ANT 6 Meas Power (dBm)	Total Corr'd Power (dBm)	Power Limit (dBm)	Power Margin (dB)
Mid	5290	11.75	11.75	24.00	-12.25

**PSD Results**

Channel	Frequency (MHz)	ANT 6 Meas PSD (dBm/1MHz)	Total Corr'd PSD (dBm/1MHz)	PSD Limit (dBm/1MHz)	PSD Margin (dB)
Mid	5290	9.096	9.096	11.00	-1.904



**1TX ANT 6 MODE (FCC) – 996 Tones, RU Index 67**

<b>Test Engineer:</b>	20773
<b>Test Date:</b>	8/30/2020

**Bandwidth, Antenna Gain, and Limits**

Channel	Frequency (MHz)	Min 26 dB BW (MHz)	Directional Gain (dBi)	Power Limit (dBm)	PSD Limit (dBm/1MHz)
Mid	5290	81.61	-3.10	24.00	11.00

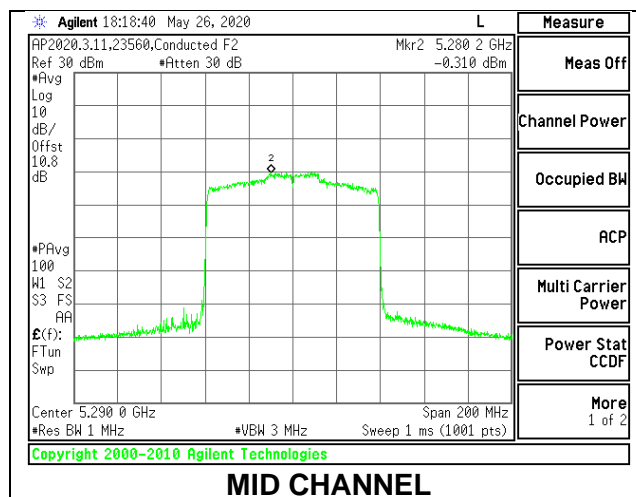
<b>Duty Cycle CF (dB)</b>	0.00	<b>Included in Calculations of Corr'd PSD</b>
---------------------------	------	---

**Output Power Results**

Channel	Frequency (MHz)	ANT 6 Meas Power (dBm)	Total Corr'd Power (dBm)	Power Limit (dBm)	Power Margin (dB)
Mid	5290	15.74	15.74	24.00	-8.26

**PSD Results**

Channel	Frequency (MHz)	ANT 6 Meas PSD (dBm/1MHz)	Total Corr'd PSD (dBm/1MHz)	PSD Limit (dBm/1MHz)	PSD Margin (dB)
Mid	5290	-0.310	-0.310	11.00	-11.310



**1TX ANT 5 MODE (FCC) – 26 Tones, RU Index 0**

<b>Test Engineer:</b>	20773
<b>Test Date:</b>	8/30/2020

**Bandwidth, Antenna Gain, and Limits**

Channel	Frequency (MHz)	Min 26 dB BW (MHz)	Directional Gain (dBi)	Power Limit (dBm)	PSD Limit (dBm/1MHz)
Mid	5290	19.93	-7.30	24.00	11.00

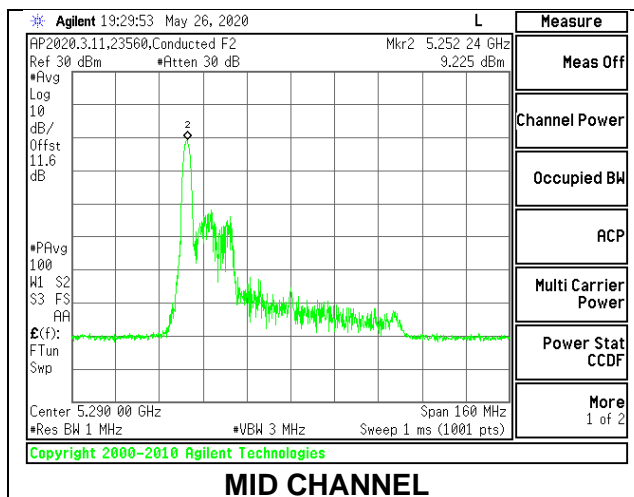
<b>Duty Cycle CF (dB)</b>	0.00	<b>Included in Calculations of Corr'd PSD</b>
---------------------------	------	---

**Output Power Results**

Channel	Frequency (MHz)	ANT 5 Meas Power (dBm)	Total Corr'd Power (dBm)	Power Limit (dBm)	Power Margin (dB)
Mid	5290	11.61	11.61	24.00	-12.39

**PSD Results**

Channel	Frequency (MHz)	ANT 5 Meas PSD (dBm/1MHz)	Total Corr'd PSD (dBm/1MHz)	PSD Limit (dBm/1MHz)	PSD Margin (dB)
Mid	5290	9.225	9.225	11.00	-1.775



**1TX ANT 5 MODE (FCC) – 26 Tones, RU Index 18**

<b>Test Engineer:</b>	20773
<b>Test Date:</b>	8/30/2020

**Bandwidth, Antenna Gain, and Limits**

Channel	Frequency (MHz)	Min 26 dB BW (MHz)	Directional Gain (dBi)	Power Limit (dBm)	PSD Limit (dBm/1MHz)
Mid	5290	41.38	-7.30	24.00	11.00

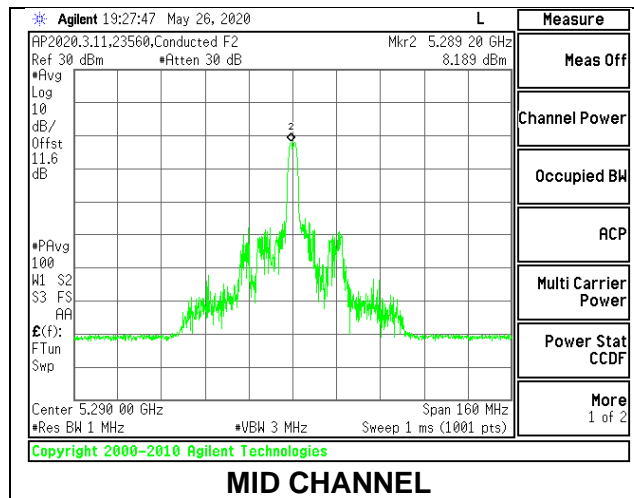
<b>Duty Cycle CF (dB)</b>	0.00	<b>Included in Calculations of Corr'd PSD</b>
---------------------------	------	---

**Output Power Results**

Channel	Frequency (MHz)	ANT 5 Meas Power (dBm)	Total Corr'd Power (dBm)	Power Limit (dBm)	Power Margin (dB)
Mid	5290	11.59	11.59	24.00	-12.41

**PSD Results**

Channel	Frequency (MHz)	ANT 5 Meas PSD (dBm/1MHz)	Total Corr'd PSD (dBm/1MHz)	PSD Limit (dBm/1MHz)	PSD Margin (dB)
Mid	5290	8.189	8.189	11.00	-2.811



**1TX ANT 5 MODE (FCC) – 26 Tones, RU Index 36**

<b>Test Engineer:</b>	20773
<b>Test Date:</b>	8/30/2020

**Bandwidth, Antenna Gain, and Limits**

Channel	Frequency (MHz)	Min 26 dB BW (MHz)	Directional Gain (dBi)	Power Limit (dBm)	PSD Limit (dBm/1MHz)
Mid	5290	21.24	-7.30	24.00	11.00

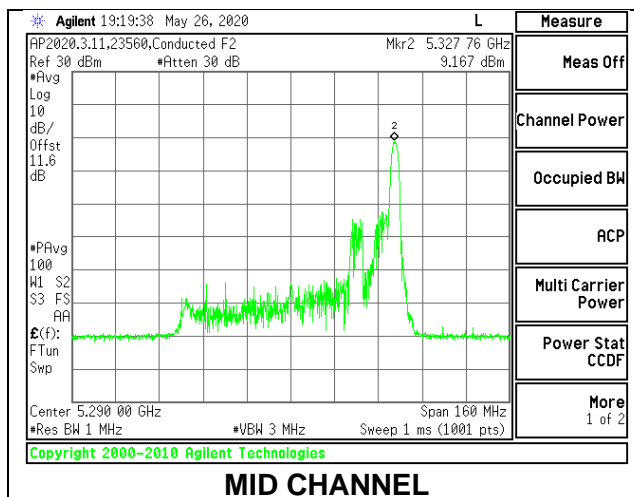
<b>Duty Cycle CF (dB)</b>	0.00	<b>Included in Calculations of Corr'd PSD</b>
---------------------------	------	---

**Output Power Results**

Channel	Frequency (MHz)	ANT 5 Meas Power (dBm)	Total Corr'd Power (dBm)	Power Limit (dBm)	Power Margin (dB)
Mid	5290	11.58	11.58	24.00	-12.42

**PSD Results**

Channel	Frequency (MHz)	ANT 5 Meas PSD (dBm/1MHz)	Total Corr'd PSD (dBm/1MHz)	PSD Limit (dBm/1MHz)	PSD Margin (dB)
Mid	5290	9.167	9.167	11.00	-1.833





**1TX ANT 5 MODE (FCC) – 996 Tones, RU Index 67**

<b>Test Engineer:</b>	20773
<b>Test Date:</b>	8/30/2020

**Bandwidth, Antenna Gain, and Limits**

Channel	Frequency (MHz)	Min 26 dB BW (MHz)	Directional Gain (dBi)	Power Limit (dBm)	PSD Limit (dBm/1MHz)
Mid	5290	81.55	-7.30	24.00	11.00

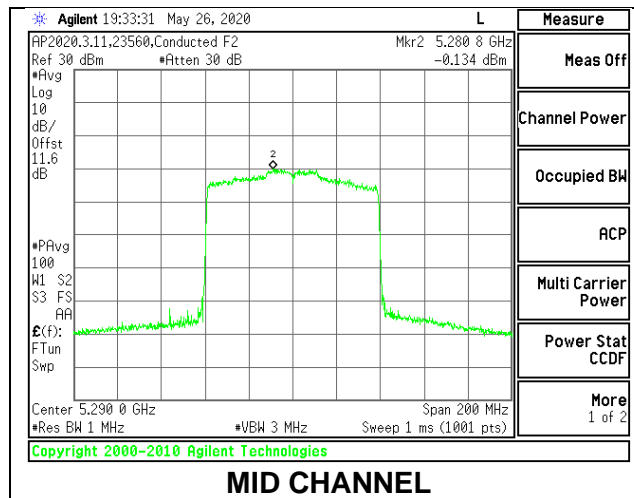
<b>Duty Cycle CF (dB)</b>	0.00	<b>Included in Calculations of Corr'd PSD</b>
---------------------------	------	---

**Output Power Results**

Channel	Frequency (MHz)	ANT 5 Meas Power (dBm)	Total Corr'd Power (dBm)	Power Limit (dBm)	Power Margin (dB)
Mid	5290	15.67	15.67	24.00	-8.33

**PSD Results**

Channel	Frequency (MHz)	ANT 5 Meas ANT 5 (dBm/1MHz)	Total Corr'd PSD (dBm/1MHz)	PSD Limit (dBm/1MHz)	PSD Margin (dB)
Mid	5290	-0.134	-0.134	11.00	-11.134



**2TX ANT 6 + ANT 5 OFDMA MODE (FCC) – 26 Tones, RU Index 0**

<b>Test Engineer:</b>	20773
<b>Test Date:</b>	8/30/2020

**Bandwidth, Antenna Gain, and Limits**

Channel	Frequency (MHz)	Min 26 dB BW (MHz)	Directional Gain for Power (dBi)	Directional Gain for PSD (dBi)	Power Limit (dBm)	PSD Limit (dBm/1MHz)
Mid	5290	19.57	-4.71	-1.94	23.92	11.00

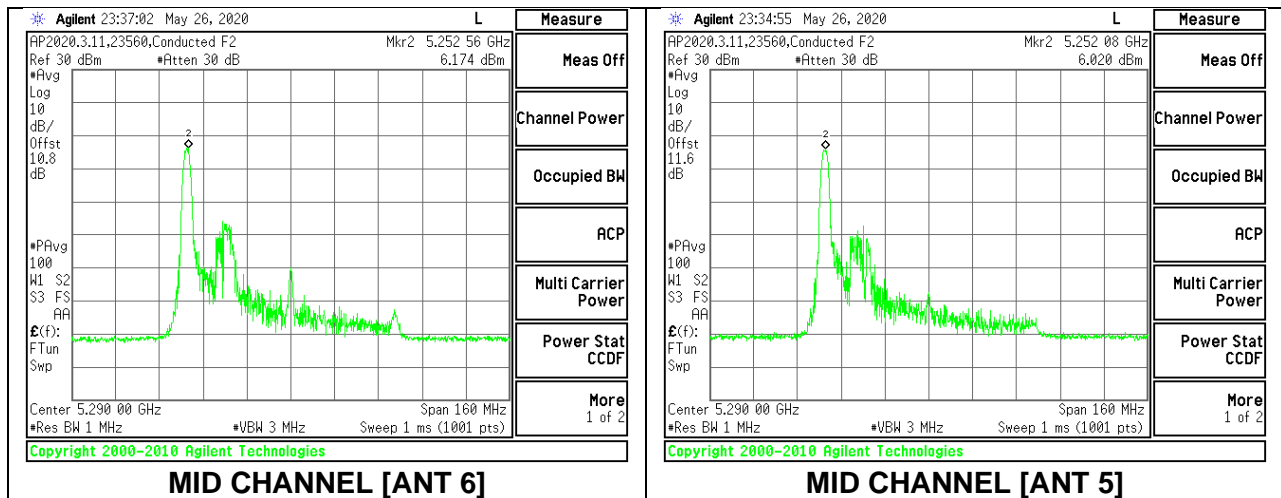
<b>Duty Cycle CF (dB)</b>	0.00	<b>Included in Calculations of Corr'd PSD</b>
---------------------------	------	---

**Output Power Results**

Channel	Frequency (MHz)	ANT 6 Meas Power (dBm)	ANT 5 Meas Power (dBm)	Total Corr'd Power (dBm)	Power Limit (dBm)	Power Margin (dB)
Mid	5290	8.59	8.55	11.58	23.92	-12.34

**PSD Results**

Channel	Frequency (MHz)	ANT 6 Meas PSD (dBm/1MHz)	ANT 5 Meas PSD (dBm/1MHz)	Total Corr'd PSD (dBm/1MHz)	PSD Limit (dBm/1MHz)	PSD Margin (dB)
Mid	5290	6.174	6.020	9.108	11.00	-1.892



**2TX ANT 6 + ANT 5 OFDMA MODE (FCC) – 26 Tones, RU Index 18**

<b>Test Engineer:</b>	20773
<b>Test Date:</b>	8/30/2020

**Bandwidth, Antenna Gain, and Limits**

Channel	Frequency (MHz)	Min 26 dB BW (MHz)	Directional Gain for Power (dBi)	Directional Gain for PSD (dBi)	Power Limit (dBm)	PSD Limit (dBm/1MHz)
Mid	5290	39.48	-4.71	-1.94	24.00	11.00

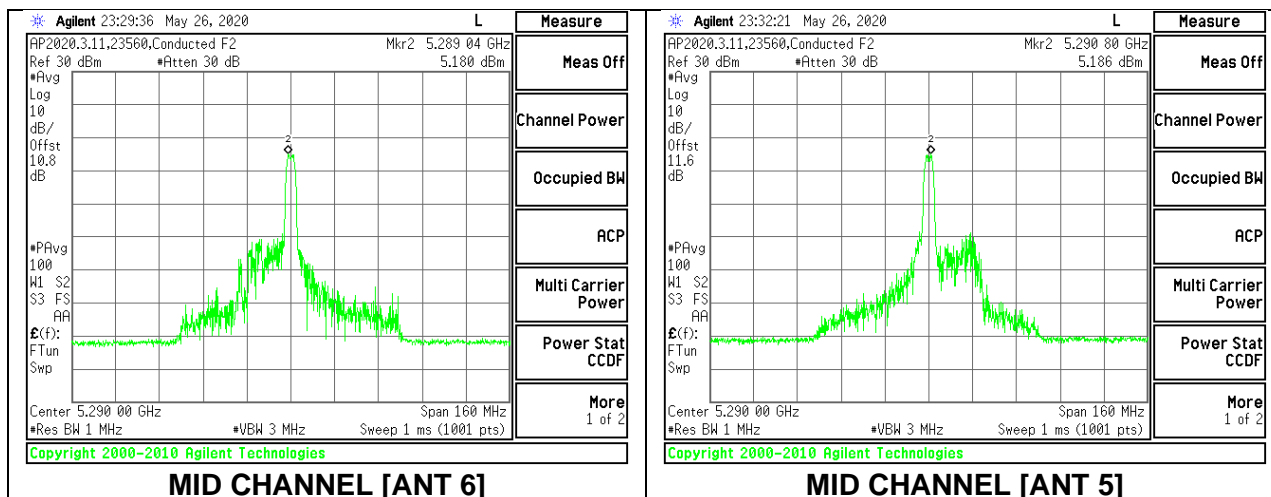
<b>Duty Cycle CF (dB)</b>	0.00	<b>Included in Calculations of Corr'd PSD</b>
---------------------------	------	---

**Output Power Results**

Channel	Frequency (MHz)	ANT 6 Meas Power (dBm)	ANT 5 Meas Power (dBm)	Total Corr'd Power (dBm)	Power Limit (dBm)	Power Margin (dB)
Mid	5290	8.64	8.63	11.65	24.00	-12.35

**PSD Results**

Channel	Frequency (MHz)	ANT 6 Meas PSD (dBm/1MHz)	ANT 5 Meas PSD (dBm/1MHz)	Total Corr'd PSD (dBm/1MHz)	PSD Limit (dBm/1MHz)	PSD Margin (dB)
Mid	5290	5.180	5.186	8.193	11.00	-2.807



**2TX ANT 6 + ANT 5 OFDMA MODE (FCC) – 26 Tones, RU Index 36**

<b>Test Engineer:</b>	20773
<b>Test Date:</b>	8/30/2020

**Bandwidth, Antenna Gain, and Limits**

Channel	Frequency (MHz)	Min 26 dB BW (MHz)	Directional Gain for Power (dBi)	Directional Gain for PSD (dBi)	Power Limit (dBm)	PSD Limit (dBm/1MHz)
Mid	5290	19.82	-4.71	-1.94	23.97	11.00

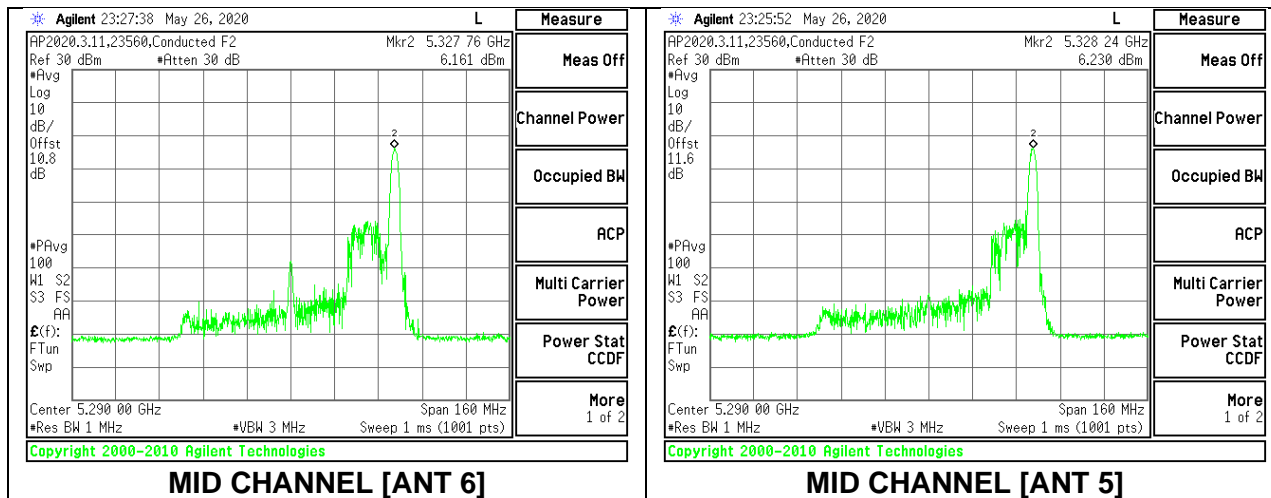
<b>Duty Cycle CF (dB)</b>	0.00	<b>Included in Calculations of Corr'd PSD</b>
---------------------------	------	---

**Output Power Results**

Channel	Frequency (MHz)	ANT 6 Meas Power (dBm)	ANT 5 Meas Power (dBm)	Total Corr'd Power (dBm)	Power Limit (dBm)	Power Margin (dB)
Mid	5290	8.57	8.64	11.62	23.97	-12.36

**PSD Results**

Channel	Frequency (MHz)	ANT 6 Meas PSD (dBm/1MHz)	ANT 5 Meas PSD (dBm/1MHz)	Total Corr'd PSD (dBm/1MHz)	PSD Limit (dBm/1MHz)	PSD Margin (dB)
Mid	5290	6.161	6.230	9.206	11.00	-1.794



**2TX ANT 6 + ANT 5 OFDMA MODE (FCC) – 996 Tones, RU Index 67**

<b>Test Engineer:</b>	20773
<b>Test Date:</b>	8/30/2020

**Bandwidth, Antenna Gain, and Limits**

Channel	Frequency (MHz)	Min 26 dB BW (MHz)	Directional Gain for Power (dBi)	Directional Gain for PSD (dBi)	Power Limit (dBm)	PSD Limit (dBm/1MHz)
Mid	5290	81.16	-4.71	-1.94	24.00	11.00

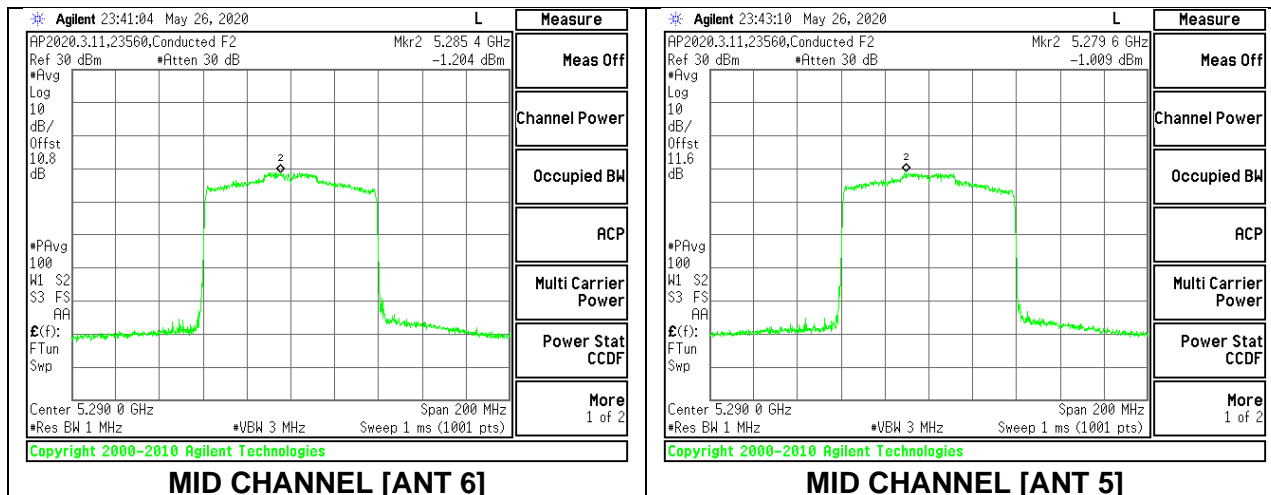
<b>Duty Cycle CF (dB)</b>	0.00	<b>Included in Calculations of Corr'd PSD</b>
---------------------------	------	---

**Output Power Results**

Channel	Frequency (MHz)	ANT 6 Meas Power (dBm)	ANT 5 Meas Power (dBm)	Total Corr'd Power (dBm)	Power Limit (dBm)	Power Margin (dB)
Mid	5290	14.57	14.68	17.64	24.00	-6.36

**PSD Results**

Channel	Frequency (MHz)	ANT 6 Meas PSD (dBm/1MHz)	ANT 5 Meas PSD (dBm/1MHz)	Total Corr'd PSD (dBm/1MHz)	PSD Limit (dBm/1MHz)	PSD Margin (dB)
Mid	5290	-1.204	-1.009	1.905	11.00	-9.095



### 9.4.13. 802.11n HT20 MODE IN THE 5.6 GHz BAND

#### 1TX ANT 6 MODE (FCC)

Test Engineer:	20773
Test Date:	8/30/2020

#### Bandwidth, Antenna Gain, and Limits

Channel	Frequency (MHz)	Min 26 dB BW (MHz)	Directional Gain (dBi)	Power Limit (dBm)	PSD Limit (dBm/1MHz)
Low	5500	21.25	-4.70	24.00	11.00
Mid	5580	21.39	-4.70	24.00	11.00
High	5700	21.13	-4.70	24.00	11.00
144	5720	15.62	-4.70	22.94	11.00

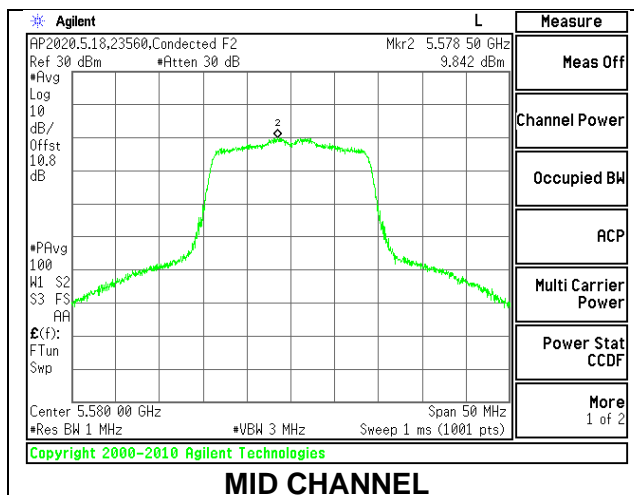
Duty Cycle CF (dB)	0.00	Included in Calculations Corr'd PSD
--------------------	------	-------------------------------------

#### Output Power Results

Channel	Frequency (MHz)	ANT 6 Meas Power (dBm)	Corr'd Power (dBm)	Power Limit (dBm)	Power Margin (dB)
Low	5500	18.57	18.57	24.00	-5.43
Mid	5580	20.19	20.19	24.00	-3.81
High	5700	16.74	16.74	24.00	-7.26
144	5720	20.17	20.17	22.94	-2.77

#### PSD Results

Channel	Frequency (MHz)	ANT 6 Meas PSD (dBm/1MHz)	Corr'd PSD (dBm/1MHz)	PSD Limit (dBm/1MHz)	PSD Margin (dB)
Low	5500	8.849	8.849	11.00	-2.151
Mid	5580	9.842	9.842	11.00	-1.158
High	5700	7.788	7.788	11.00	-3.212
144	5720	9.111	9.111	11.00	-1.889



**1TX ANT 5 MODE (FCC)**

<b>Test Engineer:</b>	20773
<b>Test Date:</b>	8/30/2020

**Bandwidth, Antenna Gain, and Limits**

Channel	Frequency (MHz)	Min 26 dB BW (MHz)	Directional Gain (dBi)	Power Limit (dBm)	PSD Limit (dBm/1MHz)
Low	5500	21.20	-2.10	24.00	11.00
Mid	5580	21.33	-2.10	24.00	11.00
High	5700	21.18	-2.10	24.00	11.00
144	5720	15.69	-2.10	22.96	11.00

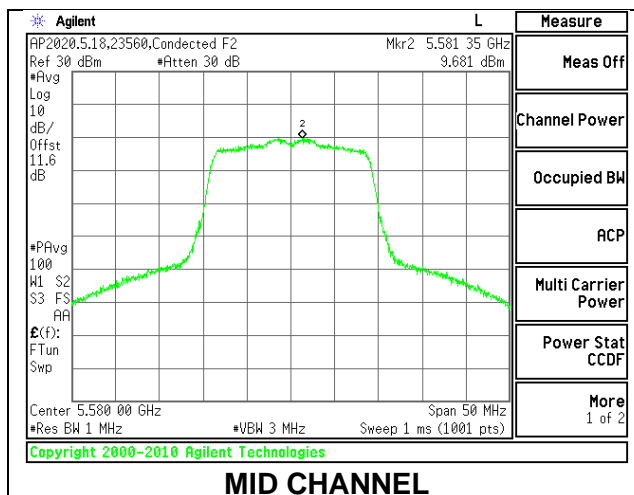
<b>Duty Cycle CF (dB)</b>	0.00	<b>Included in Calculations Corr'd PSD</b>
---------------------------	------	--

**Output Power Results**

Channel	Frequency (MHz)	ANT 5 Meas Power (dBm)	Total Corr'd Power (dBm)	Power Limit (dBm)	Power Margin (dB)
Low	5500	18.72	18.72	24.00	-5.28
Mid	5580	20.72	20.72	24.00	-3.28
High	5700	16.82	16.82	24.00	-7.18
144	5720	20.69	20.69	22.96	-2.27

**PSD Results**

Channel	Frequency (MHz)	ANT 5 Meas PSD (dBm/1MHz)	Total Corr'd PSD (dBm/1MHz)	PSD Limit (dBm/1MHz)	PSD Margin (dB)
Low	5500	8.983	8.983	11.00	-2.017
Mid	5580	9.681	9.681	11.00	-1.319
High	5700	7.901	7.901	11.00	-3.099
144	5720	9.825	9.825	11.00	-1.175



**2TX ANT 6 + ANT 5 CDD MODE (FCC)**

<b>Test Engineer:</b>	44352
<b>Test Date:</b>	8/30/2020

**Bandwidth, Antenna Gain, and Limits**

Channel	Frequency (MHz)	Min 26 dB BW (MHz)	Directional Gain for Power (dBi)	Directional Gain for PSD (dBi)	Power Limit (dBm)	PSD Limit (dBm/1MHz)
Low	5500	20.95	-3.21	-0.29	24.00	11.00
Mid	5580	20.95	-3.21	-0.29	24.00	11.00
High	5700	20.84	-3.21	-0.29	24.00	11.00
144	5720	15.48	-3.21	-0.29	22.90	11.00

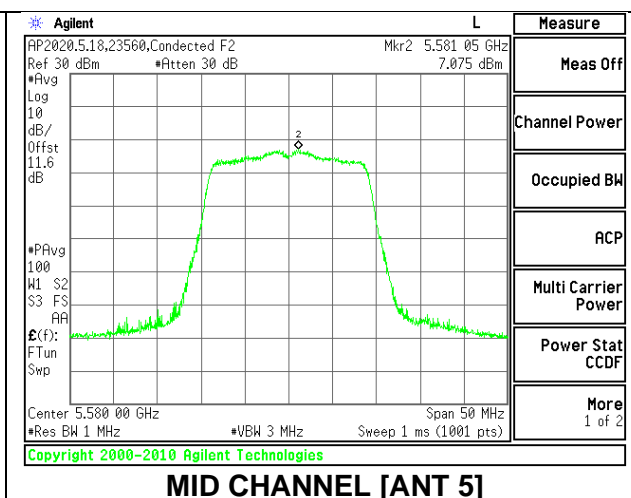
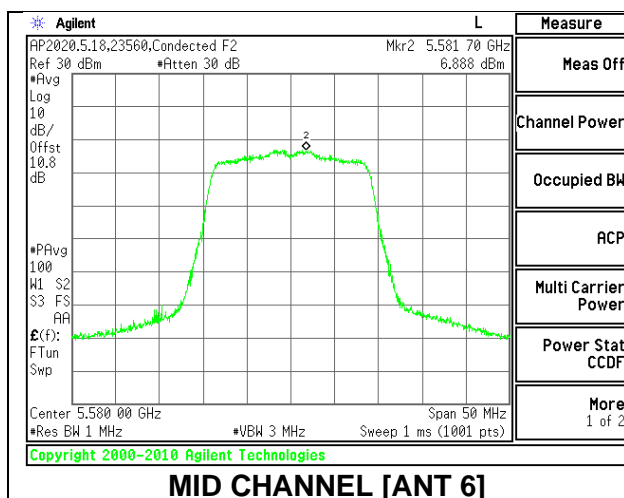
<b>Duty Cycle CF (dB)</b>	0.10	<b>Included in Calculations of Corr'd PSD</b>
---------------------------	------	---

**Output Power Results**

Channel	Frequency (MHz)	ANT 6 Meas Power (dBm)	ANT 5 Meas Power (dBm)	Total Corr'd Power (dBm)	Power Limit (dBm)	Power Margin (dB)
Low	5500	17.70	17.72	20.72	24.00	-3.28
Mid	5580	17.79	17.75	20.78	24.00	-3.22
High	5700	16.16	16.17	19.18	24.00	-4.82
144	5720	17.88	17.85	20.98	22.90	-1.92

**PSD Results**

Channel	Frequency (MHz)	ANT 6 Meas PSD (dBm/1MHz)	ANT 5 Meas PSD (dBm/1MHz)	Total Corr'd PSD (dBm/1MHz)	PSD Limit (dBm/1MHz)	PSD Margin (dB)
Low	5500	6.991	6.869	10.041	11.00	-0.959
Mid	5580	6.888	7.075	10.093	11.00	-0.907
High	5700	7.099	7.160	10.240	11.00	-0.760
144	5720	6.917	6.914	10.026	11.00	-0.974





### 9.4.14. 802.11n HT40 MODE IN THE 5.6 GHz BAND

#### 1TX ANT 6 MODE (FCC)

Test Engineer:	44352
Test Date:	8/30/2020

#### Bandwidth, Antenna Gain, and Limits

Channel	Frequency (MHz)	Min 26 dB BW (MHz)	Directional Gain (dBi)	Power Limit (dBm)	PSD Limit (dBm/1MHz)
Low	5510	41.250	-4.70	24.00	11.00
Mid	5550	41.532	-4.70	24.00	11.00
High	5670	42.867	-4.70	24.00	11.00
142	5710	36.577	-4.70	24.00	11.00

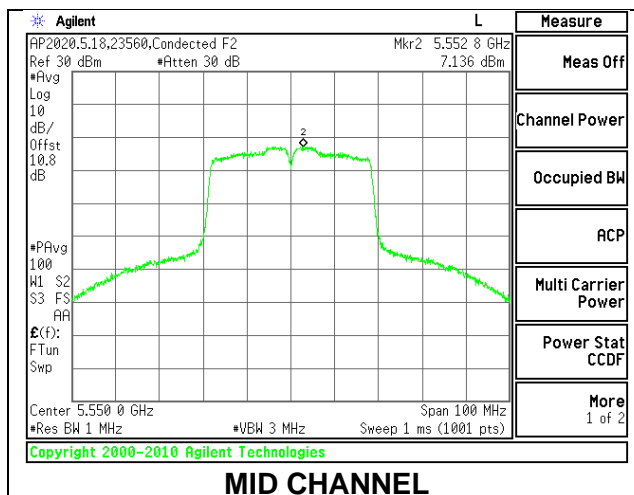
Duty Cycle CF (dB)	0.10	Included in Calculations Corr'd PSD
--------------------	------	-------------------------------------

#### Output Power Results

Channel	Frequency (MHz)	ANT 6 Meas Power (dBm)	Total Corr'd Power (dBm)	Power Limit (dBm)	Power Margin (dB)
Low	5510	15.89	15.89	24.00	-8.11
Mid	5550	20.34	20.34	24.00	-3.66
High	5670	18.22	18.22	24.00	-5.78
142	5710	20.42	20.52	24.00	-3.48

#### PSD Results

Channel	Frequency (MHz)	ANT 6 Meas PSD (dBm/1MHz)	Total Corr'd PSD (dBm/1MHz)	PSD Limit (dBm/1MHz)	PSD Margin (dB)
Low	5510	4.518	4.618	11.00	-6.382
Mid	5550	7.136	7.236	11.00	-3.764
High	5670	7.365	7.465	11.00	-3.535
142	5710	7.514	7.614	11.00	-3.386



**1TX ANT 5 MODE (FCC)**

<b>Test Engineer:</b>	44352
<b>Test Date:</b>	8/30/2020

**Bandwidth, Antenna Gain, and Limits**

Channel	Frequency (MHz)	Min 26 dB BW (MHz)	Directional Gain (dBi)	Power Limit (dBm)	PSD Limit (dBm/1MHz)
Low	5510	41.83	-2.10	24.00	11.00
Mid	5550	41.79	-2.10	24.00	11.00
High	5670	42.99	-2.10	24.00	11.00
142	5710	35.57	-2.10	24.00	11.00

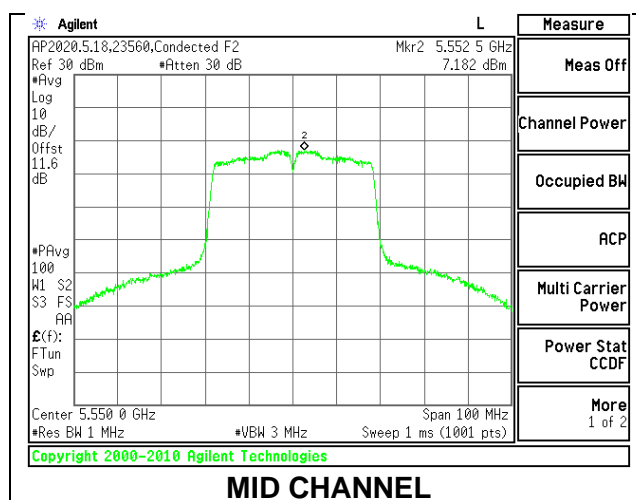
<b>Duty Cycle CF (dB)</b>	0.10	<b>Included in Calculations Corr'd PSD</b>
---------------------------	------	--

**Output Power Results**

Channel	Frequency (MHz)	ANT 5 Meas Power (dBm)	Total Corr'd Power (dBm)	Power Limit (dBm)	Power Margin (dB)
Low	5510	15.74	15.74	24.00	-8.26
Mid	5550	21.39	21.39	24.00	-2.61
High	5670	18.28	18.28	24.00	-5.72
142	5710	21.40	21.50	24.00	-2.50

**PSD Results**

Channel	Frequency (MHz)	ANT 5 Meas PSD (dBm/1MHz)	Total Corr'd PSD (dBm/1MHz)	PSD Limit (dBm/1MHz)	PSD Margin (dB)
Low	5510	4.285	4.385	11.00	-6.615
Mid	5550	7.182	7.282	11.00	-3.718
High	5670	7.151	7.251	11.00	-3.749
142	5710	7.655	7.755	11.00	-3.245



**2TX ANT 6 + ANT 5 CDD MODE (FCC)**

Test Engineer:	44352
Test Date:	8/30/2020

**Bandwidth, Antenna Gain, and Limits**

Channel	Frequency (MHz)	Min 26 dB BW (MHz)	Directional Gain for Power (dBi)	Directional Gain for PSD (dBi)	Power Limit (dBm)	PSD Limit (dBm/1MHz)
Low	5510	39.87	-3.21	-0.29	24.00	11.00
Mid	5550	40.04	-3.21	-0.29	24.00	11.00
High	5670	39.89	-3.21	-0.29	24.00	11.00
142	5710	35.24	-3.21	-0.29	24.00	11.00

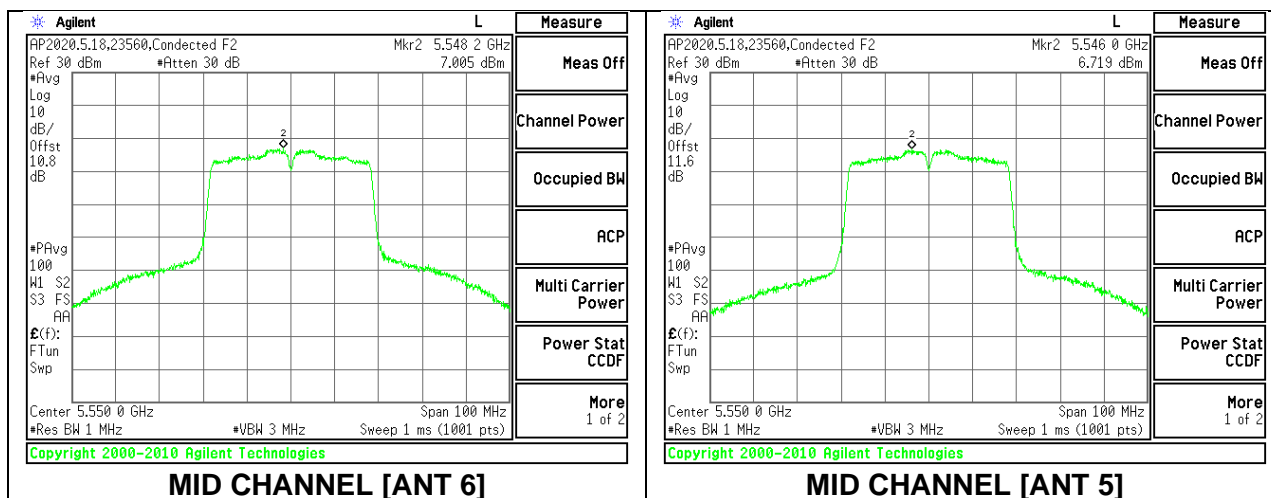
Duty Cycle CF (dB)	0.18	Included in Calculations of Corr'd Power & PSD
--------------------	------	--

**Output Power Results**

Channel	Frequency (MHz)	ANT 6 Meas Power (dBm)	ANT 5 Meas Power (dBm)	Total Corr'd Power (dBm)	Power Limit (dBm)	Power Margin (dB)
Low	5510	14.74	14.81	17.79	24.00	-6.21
Mid	5550	19.86	19.81	22.85	24.00	-1.15
High	5670	17.74	17.71	20.74	24.00	-3.26
142	5710	19.81	19.79	22.99	24.00	-1.01

**PSD Results**

Channel	Frequency (MHz)	ANT 6 Meas PSD (dBm/1MHz)	ANT 5 Meas PSD (dBm/1MHz)	Total Corr'd PSD (dBm/1MHz)	PSD Limit (dBm/1MHz)	PSD Margin (dB)
Low	5510	3.920	4.165	7.235	11.00	-3.77
Mid	5550	7.005	6.719	10.055	11.00	-0.95
High	5670	6.108	6.173	9.331	11.00	-1.67
142	5710	6.927	6.914	10.111	11.00	-0.89



### 9.4.15. 802.11ac VHT80 MODE IN THE 5.6 GHz BAND

#### 1TX ANT 6 MODE (FCC)

Test Engineer:	44352
Test Date:	8/30/2020

#### Bandwidth, Antenna Gain, and Limits

Channel	Frequency (MHz)	Min 26 dB BW (MHz)	Directional Gain (dBi)	Power Limit (dBm)	PSD Limit (dBm/1MHz)
Low	5530	81.68	-4.70	24.00	11.00
High	5610	81.74	-4.70	24.00	11.00
138	5690	76.04	-4.70	24.00	11.00

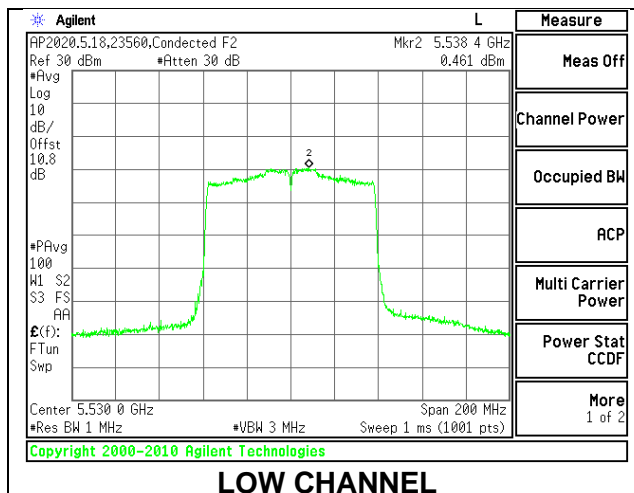
Duty Cycle CF (dB)	0.20	Included in Calculations Corr'd PSD
--------------------	------	-------------------------------------

#### Output Power Results

Channel	Frequency (MHz)	ANT 6 Meas Power (dBm)	Total Corr'd Power (dBm)	Power Limit (dBm)	Power Margin (dB)
Low	5530	15.77	15.77	24.00	-8.23
High	5610	20.41	20.41	24.00	-3.59
138	5690	20.34	20.54	24.00	-3.46

#### PSD Results

Channel	Frequency (MHz)	ANT 6 Meas PSD (dBm/1MHz)	Total Corr'd PSD (dBm/1MHz)	PSD Limit (dBm/1MHz)	PSD Margin (dB)
Low	5530	0.461	0.661	11.00	-10.339
High	5610	4.359	4.559	11.00	-6.441
138	5690	4.290	4.490	11.00	-6.510



**1TX ANT 5 MODE (FCC)**

<b>Test Engineer:</b>	44352
<b>Test Date:</b>	8/30/2020

**Bandwidth, Antenna Gain, and Limits**

Channel	Frequency (MHz)	Min 26 dB% BW (MHz)	Directional Gain (dBi)	Power Limit (dBm)	PSD Limit (dBm/1MHz)
Low	5530	81.610	-2.10	24.00	11.00
High	5610	82.340	-2.10	24.00	11.00
138	5690	76.300	-2.10	24.00	11.00

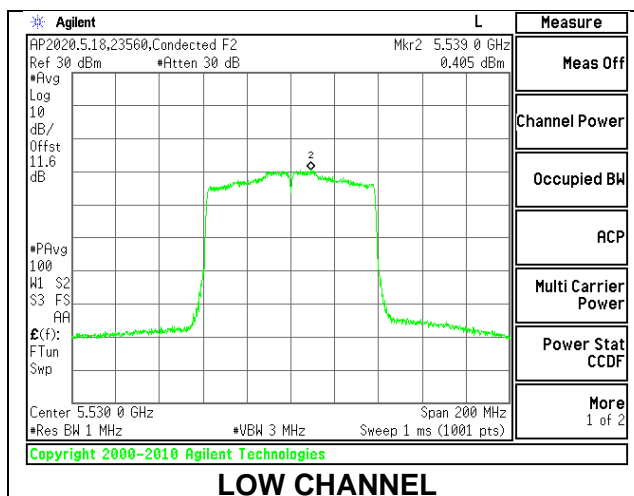
<b>Duty Cycle CF (dB)</b>	0.20	<b>Included in Calculations Corr'd PSD</b>
---------------------------	------	--

**Output Power Results**

Channel	Frequency (MHz)	ANT 5 Meas Power (dBm)	Total Corr'd Power (dBm)	Power Limit (dBm)	Power Margin (dB)
Low	5530	15.74	15.74	24.00	-8.26
High	5610	21.19	21.19	24.00	-2.81
138	5690	21.26	21.26	24.00	-2.74

**PSD Results**

Channel	Frequency (MHz)	ANT 6 Meas PSD (dBm/1MHz)	Total Corr'd PSD (dBm/1MHz)	PSD Limit (dBm/1MHz)	PSD Margin (dB)
Low	5530	0.405	0.605	11.00	-10.395
High	5610	4.396	4.596	11.00	-6.404
138	5690	4.256	4.456	11.00	-6.544



**2TX ANT 6 + ANT 5 CDD MODE (FCC)**

<b>Test Engineer:</b>	44352
<b>Test Date:</b>	8/30/2020

**Bandwidth, Antenna Gain, and Limits**

Channel	Frequency (MHz)	Min 26 dB BW (MHz)	Directional Gain for Power (dBi)	Directional Gain for PSD (dBi)	Power Limit (dBm)	PSD Limit (dBm/1MHz)
Low	5530	81.68	-3.21	-0.29	24.00	11.00
High	5610	81.78	-3.21	-0.29	24.00	11.00
138	5690	76.01	-3.21	-0.29	24.00	11.00

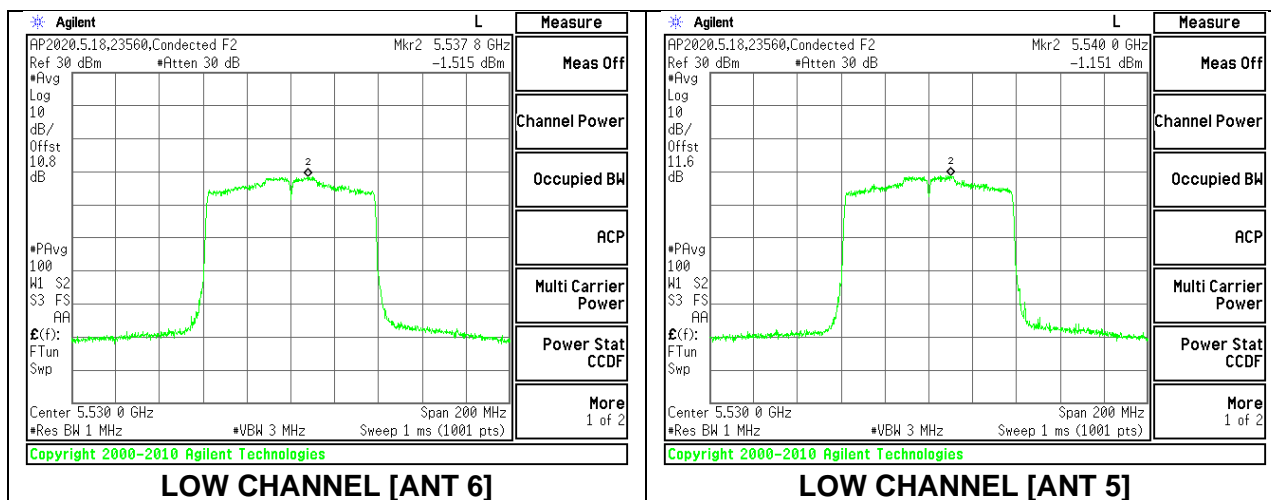
<b>Duty Cycle CF (dB)</b>	0.36	<b>Included in Calculations of Corr'd PSD</b>
---------------------------	------	---

**Output Power Results**

Channel	Frequency (MHz)	ANT 6 Meas Power (dBm)	ANT 5 Meas Power (dBm)	Total Corr'd Power (dBm)	Power Limit (dBm)	Power Margin (dB)
Low	5530	14.64	14.78	17.72	24.00	-6.28
High	5610	19.79	19.89	22.85	24.00	-1.15
138	5690	19.63	19.84	23.11	24.00	-0.89

**PSD Results**

Channel	Frequency (MHz)	ANT 6 Meas PSD (dBm/1MHz)	ANT 5 Meas PSD (dBm/1MHz)	Total Corr'd PSD (dBm/1MHz)	PSD Limit (dBm/1MHz)	PSD Margin (dB)
Low	5530	-1.515	-1.151	2.041	11.00	-8.959
High	5610	4.033	4.262	7.519	11.00	-3.481
138	5690	3.671	4.055	7.238	11.00	-3.762



### 9.4.16. 802.11ax HE20 MODE IN THE 5.6 GHz BAND

#### 1TX ANT 6 MODE (FCC) – 26 Tones, RU Index 0

Test Engineer:	44352
Test Date:	8/30/2020

#### Bandwidth, Antenna Gain, and Limits

Channel	Frequency (MHz)	Min 26 dB BW (MHz)	Directional Gain (dBi)	Power Limit (dBm)	PSD Limit (dBm/1MHz)
Low	5500	20.07	-4.70	24.00	11.00
Mid	5580	20.05	-4.70	24.00	11.00
High	5700	20.10	-4.70	24.00	11.00
144	5720	15.02	-4.70	22.77	11.00

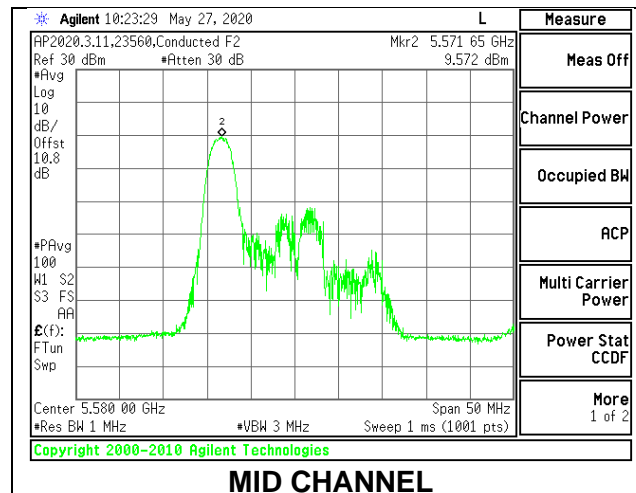
Duty Cycle CF (dB)	0.00	Included in Calculations Corr'd PSD
--------------------	------	-------------------------------------

#### Output Power Results

Channel	Frequency (MHz)	ANT 6 Meas Power (dBm)	Total Corr'd Power (dBm)	Power Limit (dBm)	Power Margin (dB)
Low	5500	11.79	11.79	24.00	-12.21
Mid	5580	11.82	11.82	24.00	-12.18
High	5700	11.70	11.70	24.00	-12.30
144	5720	11.85	11.85	22.77	-10.92

#### PSD Results

Channel	Frequency (MHz)	ANT 6 Meas PSD (dBm/1MHz)	Total Corr'd PSD (dBm/1MHz)	PSD Limit (dBm/1MHz)	PSD Margin (dB)
Low	5500	9.566	9.566	11.00	-1.434
Mid	5580	9.572	9.572	11.00	-1.428
High	5700	9.502	9.502	11.00	-1.498
144	5720	9.606	9.606	11.00	-1.394



**1TX ANT 6 MODE (FCC) – 26 Tones, RU Index 4**

<b>Test Engineer:</b>	44352
<b>Test Date:</b>	8/30/2020

**Bandwidth, Antenna Gain, and Limits**

Channel	Frequency (MHz)	Min 26 dB BW (MHz)	Directional Gain (dBi)	Power Limit (dBm)	PSD Limit (dBm/1MHz)
Low	5500	19.45	-4.70	23.89	11.00
Mid	5580	19.35	-4.70	23.87	11.00
High	5700	19.27	-4.70	23.85	11.00
144	5720	14.72	-4.70	22.68	11.00

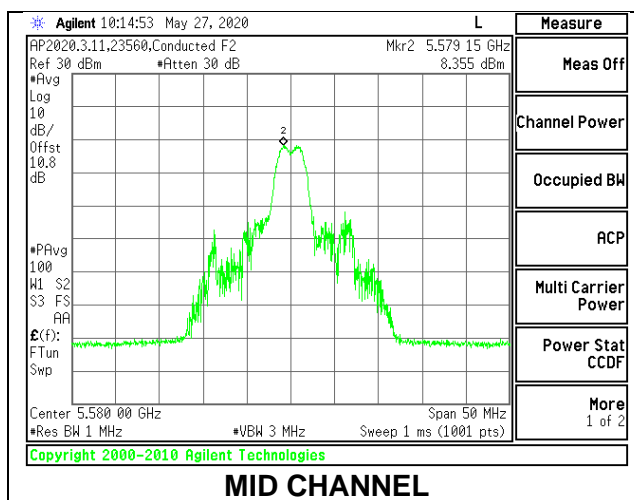
<b>Duty Cycle CF (dB)</b>	0.00	<b>Included in Calculations Corr'd PSD</b>
---------------------------	------	--

**Output Power Results**

Channel	Frequency (MHz)	ANT 6 Meas Power (dBm)	Total Corr'd Power (dBm)	Power Limit (dBm)	Power Margin (dB)
Low	5500	11.81	11.81	23.89	-12.08
Mid	5580	11.94	11.94	23.87	-11.93
High	5700	11.75	11.75	23.85	-12.10
144	5720	11.73	11.73	22.68	-10.95

**PSD Results**

Channel	Frequency (MHz)	ANT 6 Meas PSD (dBm/1MHz)	Total Corr'd PSD (dBm/1MHz)	PSD Limit (dBm/1MHz)	PSD Margin (dB)
Low	5500	8.332	8.332	11.00	-2.668
Mid	5580	8.355	8.355	11.00	-2.645
High	5700	8.219	8.219	11.00	-2.781
144	5720	8.134	8.134	11.00	-2.866





**1TX ANT 6 MODE (FCC) – 26 Tones, RU Index 8**

<b>Test Engineer:</b>	44352
<b>Test Date:</b>	8/30/2020

**Bandwidth, Antenna Gain, and Limits**

Channel	Frequency (MHz)	Min 26 dB BW (MHz)	Directional Gain (dBi)	Power Limit (dBm)	PSD Limit (dBm/1MHz)
Low	5500	20.58	-4.70	24.00	11.00
Mid	5580	20.70	-4.70	24.00	11.00
High	5700	20.72	-4.70	24.00	11.00
144	5720	15.30	-4.70	22.85	11.00

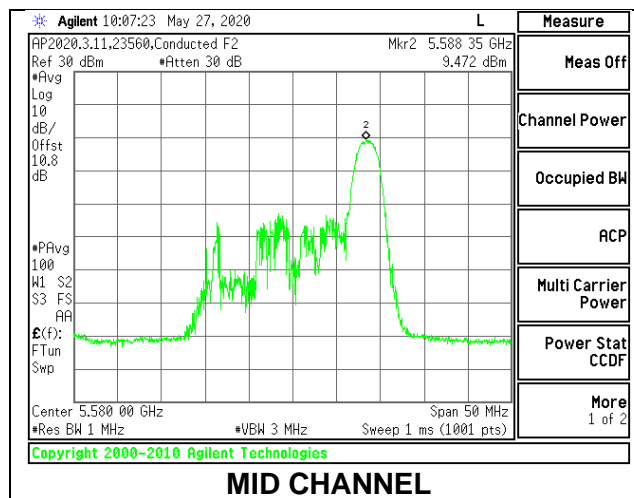
<b>Duty Cycle CF (dB)</b>	0.00	<b>Included in Calculations Corr'd PSD</b>
---------------------------	------	--

**Output Power Results**

Channel	Frequency (MHz)	ANT 6 Meas Power (dBm)	Total Corr'd Power (dBm)	Power Limit (dBm)	Power Margin (dB)
Low	5500	11.68	11.68	24.00	-12.32
Mid	5580	11.84	11.84	24.00	-12.16
High	5700	11.77	11.77	24.00	-12.23
144	5720	11.91	11.91	22.85	-10.94

**PSD Results**

Channel	Frequency (MHz)	ANT 6 Meas PSD (dBm/1MHz)	Total Corr'd PSD (dBm/1MHz)	PSD Limit (dBm/1MHz)	PSD Margin (dB)
Low	5500	9.194	9.194	11.00	-1.806
Mid	5580	9.472	9.472	11.00	-1.528
High	5700	9.154	9.154	11.00	-1.846
144	5720	9.536	9.536	11.00	-1.464



**1TX ANT 6 MODE (FCC) – 242 Tones, RU Index 61**

<b>Test Engineer:</b>	44352
<b>Test Date:</b>	8/30/2020

**Bandwidth, Antenna Gain, and Limits**

Channel	Frequency (MHz)	Min 26 dB BW (MHz)	Directional Gain (dBi)	Power Limit (dBm)	PSD Limit (dBm/1MHz)
Low	5500	21.18	-4.70	24.00	11.00
Mid	5580	21.52	-4.70	24.00	11.00
High	5700	21.15	-4.70	24.00	11.00
144	5720	15.63	-4.70	22.94	11.00

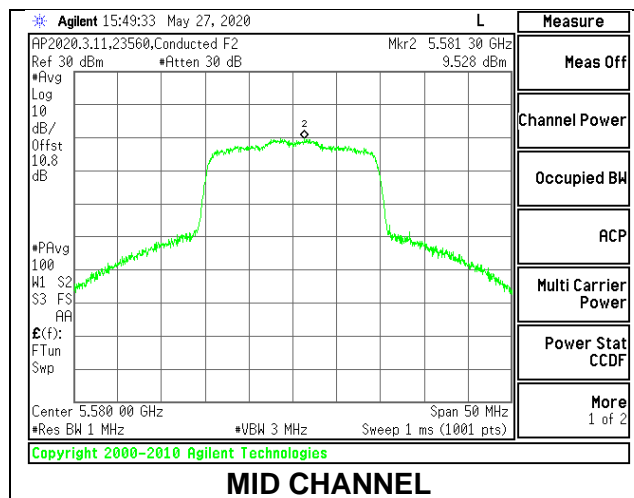
<b>Duty Cycle CF (dB)</b>	0.00	<b>Included in Calculations Corr'd PSD</b>
---------------------------	------	--

**Output Power Results**

Channel	Frequency (MHz)	ANT 6 Meas Power (dBm)	Total Corr'd Power (dBm)	Power Limit (dBm)	Power Margin (dB)
Low	5500	17.75	17.75	24.00	-6.25
Mid	5580	20.13	20.13	24.00	-3.87
High	5700	16.19	16.19	24.00	-7.81
144	5720	20.23	20.23	22.94	-2.71

**PSD Results**

Channel	Frequency (MHz)	ANT 6 Meas PSD (dBm/1MHz)	Total Corr'd PSD (dBm/1MHz)	PSD Limit (dBm/1MHz)	PSD Margin (dB)
Low	5500	7.499	7.499	11.00	-3.501
Mid	5580	9.528	9.528	11.00	-1.472
High	5700	6.539	6.539	11.00	-4.461
144	5720	9.774	9.774	11.00	-1.226



**1TX ANT 5 MODE (FCC) – 26 Tones, RU Index 0**

<b>Test Engineer:</b>	44352
<b>Test Date:</b>	8/30/2020

**Bandwidth, Antenna Gain, and Limits**

Channel	Frequency (MHz)	Min 26 dB BW (MHz)	Directional Gain (dBi)	Power Limit (dBm)	PSD Limit (dBm/1MHz)
Low	5500	20.14	-2.10	24.00	11.00
Mid	5580	19.99	-2.10	24.00	11.00
High	5700	20.12	-2.10	24.00	11.00
144	5720	15.03	-2.10	22.77	11.00

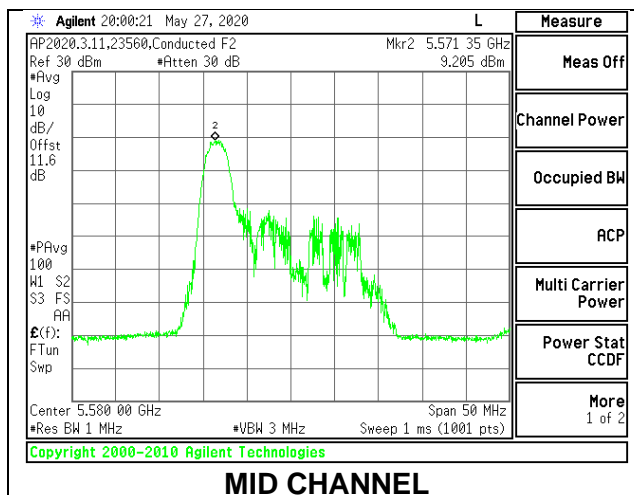
<b>Duty Cycle CF (dB)</b>	0.00	<b>Included in Calculations Corr'd PSD</b>
---------------------------	------	--

**Output Power Results**

Channel	Frequency (MHz)	ANT 5 Meas Power (dBm)	Total Corr'd Power (dBm)	Power Limit (dBm)	Power Margin (dB)
Low	5500	11.73	11.73	24.00	-12.27
Mid	5580	11.64	11.64	24.00	-12.36
High	5700	11.88	11.88	24.00	-12.12
144	5720	11.76	11.76	22.77	-11.01

**PSD Results**

Channel	Frequency (MHz)	ANT 5 Meas PSD (dBm/1MHz)	Total Corr'd PSD (dBm/1MHz)	PSD Limit (dBm/1MHz)	PSD Margin (dB)
Low	5500	9.366	9.366	11.00	-1.634
Mid	5580	9.205	9.205	11.00	-1.795
High	5700	9.523	9.523	11.00	-1.477
144	5720	9.316	9.316	11.00	-1.684



**1TX ANT 5 MODE (FCC) – 26 Tones, RU Index 4**

<b>Test Engineer:</b>	44352
<b>Test Date:</b>	8/30/2020

**Bandwidth, Antenna Gain, and Limits**

Channel	Frequency (MHz)	Min 26 dB BW (MHz)	Directional Gain (dBi)	Power Limit (dBm)	PSD Limit (dBm/1MHz)
Low	5500	19.27	-2.10	23.85	11.00
Mid	5580	19.24	-2.10	23.84	11.00
High	5700	19.34	-2.10	23.87	11.00
144	5720	14.69	-2.10	22.67	11.00

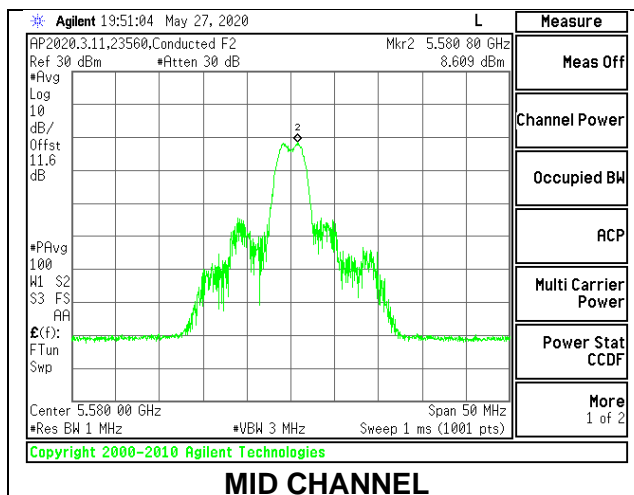
<b>Duty Cycle CF (dB)</b>	0.00	<b>Included in Calculations Corr'd PSD</b>
---------------------------	------	--

**Output Power Results**

Channel	Frequency (MHz)	ANT 5 Meas Power (dBm)	Total Corr'd Power (dBm)	Power Limit (dBm)	Power Margin (dB)
Low	5500	11.74	11.74	23.85	-12.11
Mid	5580	11.89	11.89	23.84	-11.95
High	5700	11.67	11.67	23.87	-12.20
144	5720	11.70	11.70	22.67	-10.97

**PSD Results**

Channel	Frequency (MHz)	ANT 5 Meas PSD (dBm/1MHz)	Total Corr'd PSD (dBm/1MHz)	PSD Limit (dBm/1MHz)	PSD Margin (dB)
Low	5500	8.495	8.495	11.00	-2.505
Mid	5580	8.609	8.609	11.00	-2.391
High	5700	8.328	8.328	11.00	-2.672
144	5720	8.396	8.396	11.00	-2.604



**1TX ANT 5 MODE (FCC) – 26 Tones, RU Index 8**

<b>Test Engineer:</b>	44352
<b>Test Date:</b>	8/30/2020

**Bandwidth, Antenna Gain, and Limits**

Channel	Frequency (MHz)	Min 26 dB BW (MHz)	Directional Gain (dBi)	Power Limit (dBm)	PSD Limit (dBm/1MHz)
Low	5500	20.46	-2.10	24.00	11.00
Mid	5580	20.66	-2.10	24.00	11.00
High	5700	20.65	-2.10	24.00	11.00
144	5720	15.28	-2.10	22.84	11.00

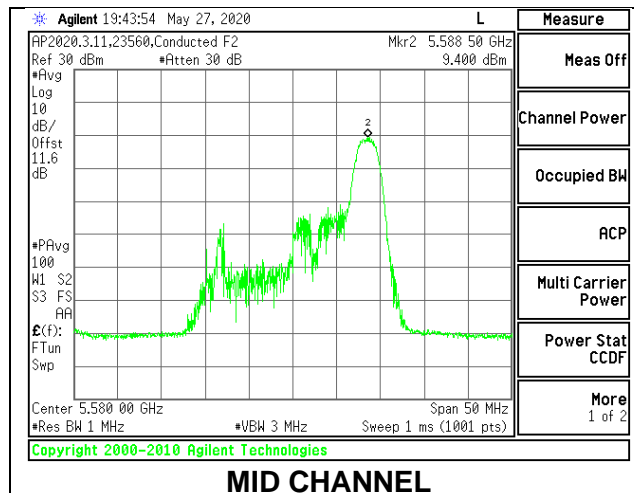
<b>Duty Cycle CF (dB)</b>	0.00	<b>Included in Calculations Corr'd PSD</b>
---------------------------	------	--

**Output Power Results**

Channel	Frequency (MHz)	ANT 5 Meas Power (dBm)	Total Corr'd Power (dBm)	Power Limit (dBm)	Power Margin (dB)
Low	5500	11.83	11.83	24.00	-12.17
Mid	5580	11.91	11.91	24.00	-12.09
High	5700	11.70	11.70	24.00	-12.30
144	5720	11.98	11.98	22.84	-10.86

**PSD Results**

Channel	Frequency (MHz)	ANT 5 Meas PSD (dBm/1MHz)	Total Corr'd PSD (dBm/1MHz)	PSD Limit (dBm/1MHz)	PSD Margin (dB)
Low	5500	9.258	9.258	11.00	-1.742
Mid	5580	9.400	9.400	11.00	-1.600
High	5700	9.216	9.216	11.00	-1.784
144	5720	9.544	9.544	11.00	-1.456



**1TX ANT 5 MODE (FCC) – 242 Tones, RU Index 61**

<b>Test Engineer:</b>	44352
<b>Test Date:</b>	8/30/2020

**Bandwidth, Antenna Gain, and Limits**

Channel	Frequency (MHz)	Min 26 dB BW (MHz)	Directional Gain (dBi)	Power Limit (dBm)	PSD Limit (dBm/1MHz)
Low	5500	21.18	-2.10	24.00	11.00
Mid	5580	21.39	-2.10	24.00	11.00
High	5700	21.14	-2.10	24.00	11.00
144	5720	15.70	-2.10	22.96	11.00

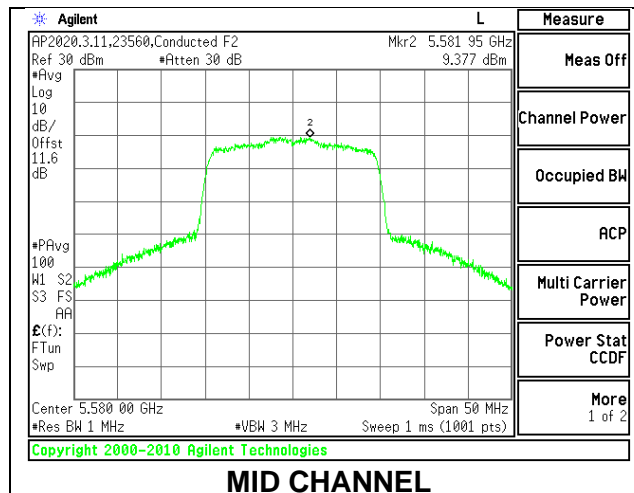
<b>Duty Cycle CF (dB)</b>	0.00	<b>Included in Calculations Corr'd PSD</b>
---------------------------	------	--

**Output Power Results**

Channel	Frequency (MHz)	ANT 5 Meas Power (dBm)	Total Corr'd Power (dBm)	Power Limit (dBm)	Power Margin (dB)
Low	5500	17.76	17.76	24.00	-6.24
Mid	5580	20.87	20.87	24.00	-3.13
High	5700	16.23	16.23	24.00	-7.77
144	5720	20.77	20.77	22.96	-2.19

**PSD Results**

Channel	Frequency (MHz)	ANT 5 Meas PSD (dBm/1MHz)	Total Corr'd PSD (dBm/1MHz)	PSD Limit (dBm/1MHz)	PSD Margin (dB)
Low	5500	7.536	7.536	11.00	-3.464
Mid	5580	9.377	9.377	11.00	-1.623
High	5700	6.322	6.322	11.00	-4.678
144	5720	9.309	9.309	11.00	-1.691



**2TX ANT 6 + ANT 5 CDD MODE (FCC) – 26 Tones, RU Index 0**

<b>Test Engineer:</b>	44352
<b>Test Date:</b>	8/30/2020

**Bandwidth, Antenna Gain, and Limits**

Channel	Frequency (MHz)	Min 26 dB BW (MHz)	Directional Gain for Power (dBi)	Directional Gain for PSD (dBi)	Power Limit (dBm)	PSD Limit (dBm/1MHz)
Low	5500	19.77	-3.21	-0.29	23.96	11.00
Mid	5580	19.67	-3.21	-0.29	23.94	11.00
High	5700	19.90	-3.21	-0.29	23.99	11.00
144	5720	14.92	-3.21	-0.29	22.74	11.00

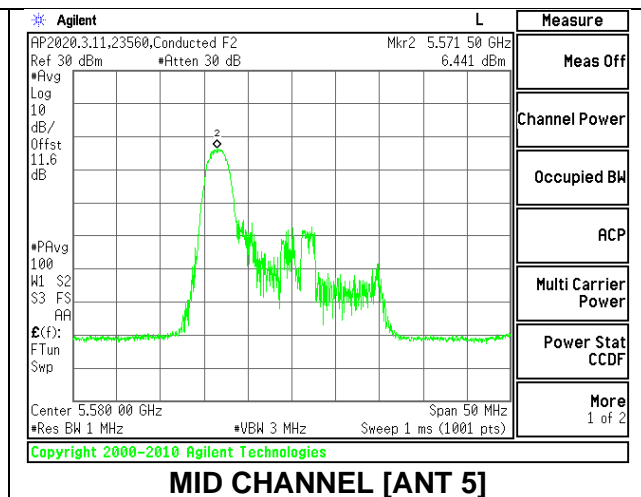
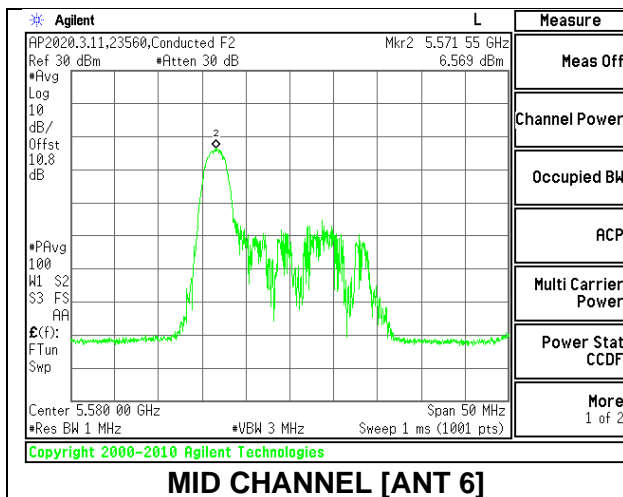
<b>Duty Cycle CF (dB)</b>	0.00	<b>Included in Calculations of Corr'd PSD</b>
---------------------------	------	---

**Output Power Results**

Channel	Frequency (MHz)	ANT 6 Meas Power (dBm)	ANT 5 Meas Power (dBm)	Total Corr'd Power (dBm)	Power Limit (dBm)	Power Margin (dB)
Low	5500	8.79	8.82	11.82	23.96	-12.14
Mid	5580	8.91	8.84	11.89	23.94	-12.05
High	5700	8.87	8.72	11.81	23.99	-12.18
144	5720	8.96	8.80	11.89	22.74	-10.85

**PSD Results**

Channel	Frequency (MHz)	ANT 6 Meas PSD (dBm/1MHz)	ANT 5 Meas PSD (dBm/1MHz)	Total Corr'd PSD (dBm/1MHz)	PSD Limit (dBm/1MHz)	PSD Margin (dB)
Low	5500	6.352	6.495	9.434	11.00	-1.566
Mid	5580	6.569	6.441	9.516	11.00	-1.484
High	5700	6.528	6.301	9.426	11.00	-1.574
144	5720	6.645	6.409	9.539	11.00	-1.461



**2TX ANT 6 + ANT 5 CDD MODE (FCC) – 26 Tones, RU Index 4**

<b>Test Engineer:</b>	44352
<b>Test Date:</b>	8/30/2020

**Bandwidth, Antenna Gain, and Limits**

Channel	Frequency (MHz)	Min 26 dB BW (MHz)	Directional Gain for Power (dBi)	Directional Gain for PSD (dBi)	Power Limit (dBm)	PSD Limit (dBm/1MHz)
Low	5500	18.29	-3.21	-0.29	23.62	11.00
Mid	5580	18.37	-3.21	-0.29	23.64	11.00
High	5700	18.33	-3.21	-0.29	23.63	11.00
144	5720	14.16	-3.21	-0.29	22.51	11.00

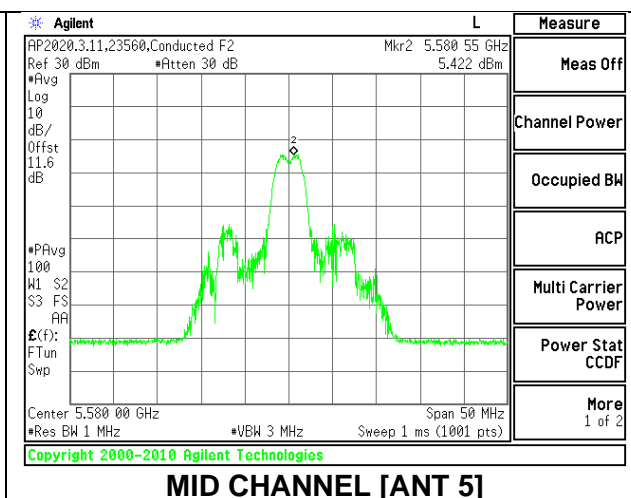
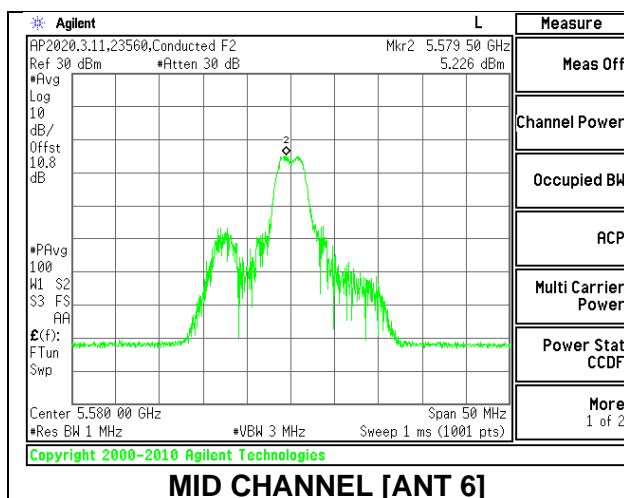
<b>Duty Cycle CF (dB)</b>	0.00	<b>Included in Calculations of Corr'd PSD</b>
---------------------------	------	---

**Output Power Results**

Channel	Frequency (MHz)	ANT 6 Meas Power (dBm)	ANT 5 Meas Power (dBm)	Total Corr'd Power (dBm)	Power Limit (dBm)	Power Margin (dB)
Low	5500	8.83	8.71	11.78	23.62	-11.84
Mid	5580	8.74	8.91	11.84	23.64	-11.80
High	5700	8.85	8.88	11.88	23.63	-11.76
144	5720	8.76	8.87	11.83	22.51	-10.68

**PSD Results**

Channel	Frequency (MHz)	ANT 6 Meas PSD (dBm/1MHz)	ANT 5 Meas PSD (dBm/1MHz)	Total Corr'd PSD (dBm/1MHz)	PSD Limit (dBm/1MHz)	PSD Margin (dB)
Low	5500	5.332	4.997	8.178	11.00	-2.822
Mid	5580	5.226	5.422	8.335	11.00	-2.665
High	5700	5.363	5.392	8.388	11.00	-2.612
144	5720	5.340	5.399	8.380	11.00	-2.620





**2TX ANT 6 + ANT 5 CDD MODE (FCC) – 26 Tones, RU Index 8**

<b>Test Engineer:</b>	44352
<b>Test Date:</b>	8/30/2020

**Bandwidth, Antenna Gain, and Limits**

Channel	Frequency (MHz)	Min 26 dB BW (MHz)	Directional Gain for Power (dBi)	Directional Gain for PSD (dBi)	Power Limit (dBm)	PSD Limit (dBm/1MHz)
Low	5500	19.77	-3.21	-0.29	23.96	11.00
Mid	5580	19.81	-3.21	-0.29	23.97	11.00
High	5700	19.90	-3.21	-0.29	23.99	11.00
144	5720	14.21	-3.21	-0.29	22.53	11.00

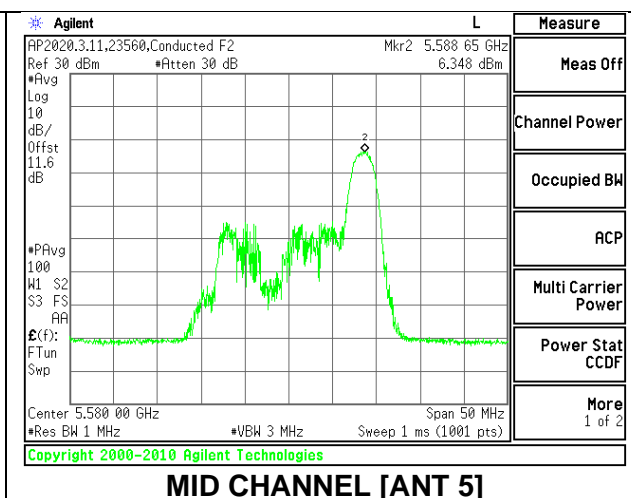
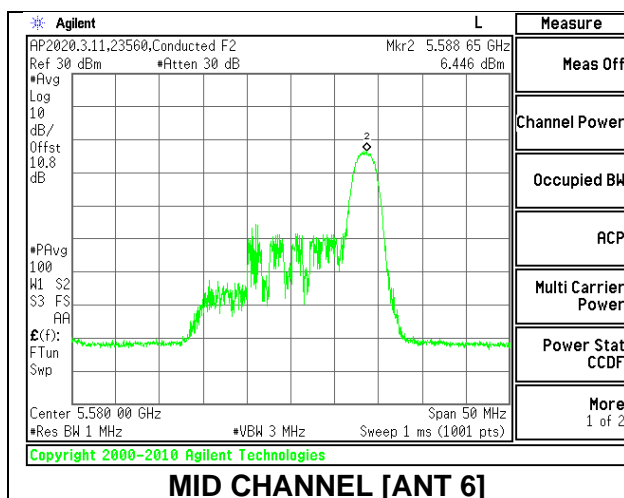
<b>Duty Cycle CF (dB)</b>	0.00	<b>Included in Calculations of Corr'd PSD</b>
---------------------------	------	---

**Output Power Results**

Channel	Frequency (MHz)	ANT 6 Meas Power (dBm)	ANT 5 Meas Power (dBm)	Total Corr'd Power (dBm)	Power Limit (dBm)	Power Margin (dB)
Low	5500	8.91	8.85	11.89	23.96	-12.07
Mid	5580	8.88	8.71	11.81	23.97	-12.16
High	5700	8.74	8.76	11.76	23.99	-12.23
144	5720	8.69	8.90	11.81	22.53	-10.72

**PSD Results**

Channel	Frequency (MHz)	ANT 6 Meas PSD (dBm/1MHz)	ANT 5 Meas PSD (dBm/1MHz)	Total Corr'd PSD (dBm/1MHz)	PSD Limit (dBm/1MHz)	PSD Margin (dB)
Low	5500	6.629	6.506	9.578	11.00	-1.422
Mid	5580	6.446	6.348	9.408	11.00	-1.592
High	5700	6.477	6.444	9.471	11.00	-1.529
144	5720	6.047	6.359	9.216	11.00	-1.784



**2TX ANT 6 + ANT 5 CDD MODE (FCC) – 242 Tones, RU Index 61**

<b>Test Engineer:</b>	44352
<b>Test Date:</b>	8/30/2020

**Bandwidth, Antenna Gain, and Limits**

Channel	Frequency (MHz)	Min 26 dB BW (MHz)	Directional Gain for Power (dBi)	Directional Gain for PSD (dBi)	Power Limit (dBm)	PSD Limit (dBm/1MHz)
Low	5500	21.03	-3.21	-0.29	24.00	11.00
Mid	5580	21.05	-3.21	-0.29	24.00	11.00
High	5700	20.70	-3.21	-0.29	24.00	11.00
144	5720	15.47	-3.21	-0.29	22.90	11.00

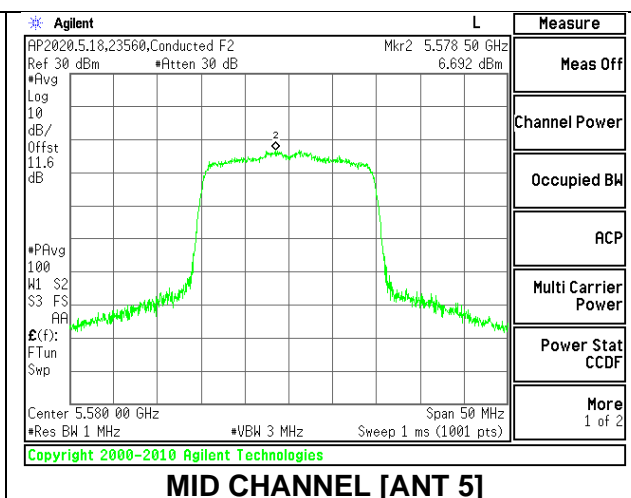
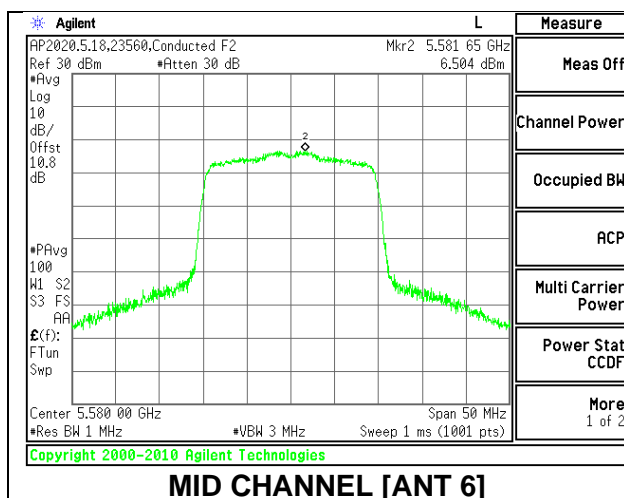
<b>Duty Cycle CF (dB)</b>	0.00	<b>Included in Calculations of Corr'd PSD</b>
---------------------------	------	---

**Output Power Results**

Channel	Frequency (MHz)	ANT 6 Meas Power (dBm)	ANT 5 Meas Power (dBm)	Total Corr'd Power (dBm)	Power Limit (dBm)	Power Margin (dB)
Low	5500	16.74	16.79	19.78	24.00	-4.22
Mid	5580	17.68	17.70	20.70	24.00	-3.30
High	5700	15.89	15.81	18.86	24.00	-5.14
144	5720	17.90	17.88	20.90	22.90	-1.99

**PSD Results**

Channel	Frequency (MHz)	ANT 6 Meas PSD (dBm/1MHz)	ANT 5 Meas PSD (dBm/1MHz)	Total Corr'd PSD (dBm/1MHz)	PSD Limit (dBm/1MHz)	PSD Margin (dB)
Low	5500	6.662	6.830	9.757	11.00	-1.243
Mid	5580	6.504	6.692	9.609	11.00	-1.391
High	5700	5.505	5.829	8.680	11.00	-2.320
144	5720	6.806	6.642	9.735	11.00	-1.265



### 9.4.17. 802.11ax HE40 MODE IN THE 5.6 GHz BAND

#### 1TX ANT 6 MODE (FCC) – 26 Tones, RU Index 0

Test Engineer:	44352
Test Date:	8/30/2020

#### Bandwidth, Antenna Gain, and Limits

Channel	Frequency (MHz)	Min 26 dB BW (MHz)	Directional Gain (dBi)	Power Limit (dBm)	PSD Limit (dBm/1MHz)
Low	5510	20.81	-4.70	24.00	11.00
Mid	5550	20.43	-4.70	24.00	11.00
High	5670	20.78	-4.70	24.00	11.00
142	5710	20.92	-4.70	24.00	11.00

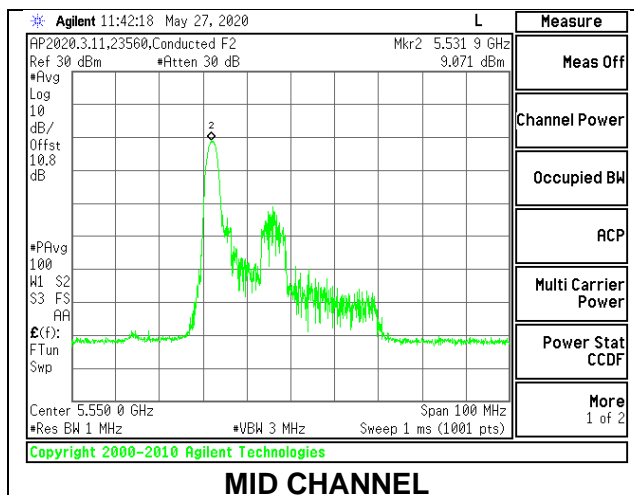
Duty Cycle CF (dB)	0.00	Included in Calculations Corr'd PSD
--------------------	------	-------------------------------------

#### Output Power Results

Channel	Frequency (MHz)	ANT 6 Meas Power (dBm)	Total Corr'd Power (dBm)	Power Limit (dBm)	Power Margin (dB)
Low	5510	11.86	11.86	24.00	-12.14
Mid	5550	11.74	11.74	24.00	-12.26
High	5670	11.81	11.81	24.00	-12.19
142	5710	11.94	11.94	24.00	-12.06

#### PSD Results

Channel	Frequency (MHz)	ANT 6 Meas PSD (dBm/1MHz)	Total Corr'd PSD (dBm/1MHz)	PSD Limit (dBm/1MHz)	PSD Margin (dB)
Low	5510	9.256	9.256	11.00	-1.744
Mid	5550	9.071	9.071	11.00	-1.929
High	5670	9.193	9.193	11.00	-1.807
142	5710	9.826	9.826	11.00	-1.174



**1TX ANT 6 MODE (FCC) – 26 Tones, RU Index 8**

<b>Test Engineer:</b>	44352
<b>Test Date:</b>	8/30/2020

**Bandwidth, Antenna Gain, and Limits**

Channel	Frequency (MHz)	Min 26 dB BW (MHz)	Directional Gain (dBi)	Power Limit (dBm)	PSD Limit (dBm/1MHz)
Low	5510	23.63	-4.70	24.00	11.00
Mid	5550	24.29	-4.70	24.00	11.00
High	5670	23.49	-4.70	24.00	11.00
142	5710	24.43	-4.70	24.00	11.00

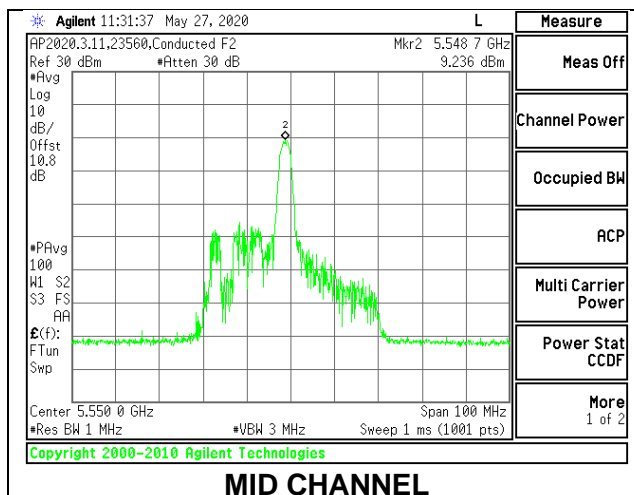
<b>Duty Cycle CF (dB)</b>	0.00	<b>Included in Calculations Corr'd PSD</b>
---------------------------	------	--

**Output Power Results**

Channel	Frequency (MHz)	ANT 6 Meas Power (dBm)	Total Corr'd Power (dBm)	Power Limit (dBm)	Power Margin (dB)
Low	5510	11.89	11.89	24.00	-12.11
Mid	5550	11.82	11.82	24.00	-12.18
High	5670	11.74	11.74	24.00	-12.26
142	5710	11.85	11.85	24.00	-12.15

**PSD Results**

Channel	Frequency (MHz)	ANT 6 Meas PSD (dBm/1MHz)	Total Corr'd PSD (dBm/1MHz)	PSD Limit (dBm/1MHz)	PSD Margin (dB)
Low	5510	9.340	9.340	11.00	-1.660
Mid	5550	9.236	9.236	11.00	-1.764
High	5670	9.137	9.137	11.00	-1.863
142	5710	9.233	9.233	11.00	-1.767



**1TX ANT 6 MODE (FCC) – 26 Tones, RU Index 17**

<b>Test Engineer:</b>	44352
<b>Test Date:</b>	8/30/2020

**Bandwidth, Antenna Gain, and Limits**

Channel	Frequency (MHz)	Min 26 dB BW (MHz)	Directional Gain (dBi)	Power Limit (dBm)	PSD Limit (dBm/1MHz)
Low	5510	20.55	-4.70	24.00	11.00
Mid	5550	20.69	-4.70	24.00	11.00
High	5670	20.52	-4.70	24.00	11.00
142	5710	15.30	-4.70	22.85	11.00

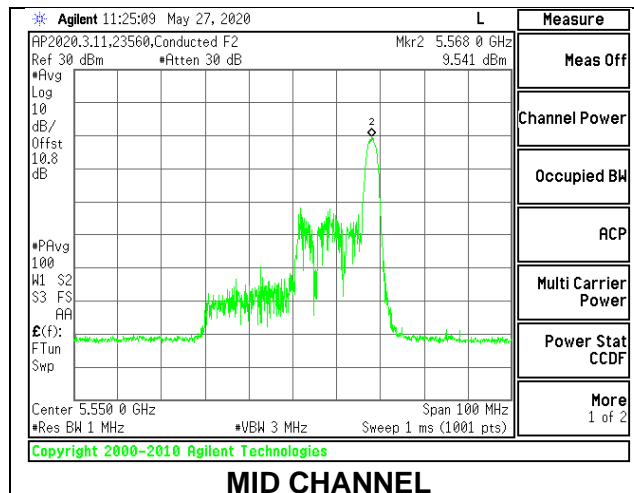
<b>Duty Cycle CF (dB)</b>	0.00	<b>Included in Calculations Corr'd PSD</b>
---------------------------	------	--

**Output Power Results**

Channel	Frequency (MHz)	ANT 6 Meas Power (dBm)	Total Corr'd Power (dBm)	Power Limit (dBm)	Power Margin (dB)
Low	5510	11.78	11.78	24.00	-12.22
Mid	5550	11.94	11.94	24.00	-12.06
High	5670	11.73	11.73	24.00	-12.27
142	5710	11.89	11.89	22.85	-10.96

**PSD Results**

Channel	Frequency (MHz)	ANT 6 Meas PSD (dBm/1MHz)	Total Corr'd PSD (dBm/1MHz)	PSD Limit (dBm/1MHz)	PSD Margin (dB)
Low	5510	9.351	9.351	11.00	-1.649
Mid	5550	9.541	9.541	11.00	-1.459
High	5670	9.392	9.392	11.00	-1.608
142	5710	9.452	9.452	11.00	-1.548



**1TX ANT 6 MODE (FCC) – 484 Tones, RU Index 65**

<b>Test Engineer:</b>	44352
<b>Test Date:</b>	8/30/2020

**Bandwidth, Antenna Gain, and Limits**

Channel	Frequency (MHz)	Min 26 dB BW (MHz)	Directional Gain (dBi)	Power Limit (dBm)	PSD Limit (dBm/1MHz)
Low	5510	40.29	-4.70	24.00	11.00
Mid	5550	40.14	-4.70	24.00	11.00
High	5670	40.21	-4.70	24.00	11.00
142	5710	35.11	-4.70	24.00	11.00

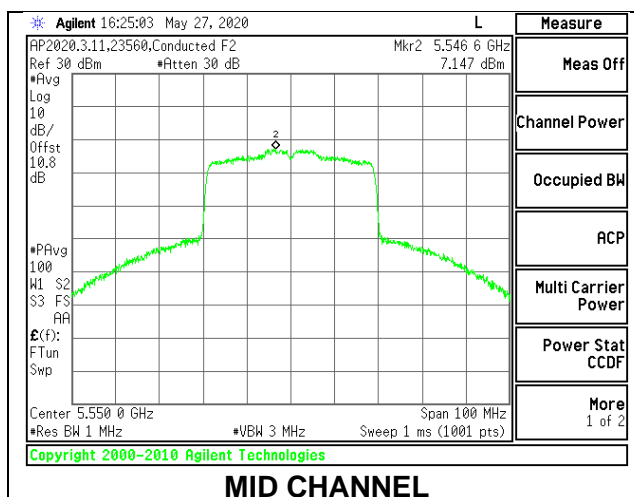
<b>Duty Cycle CF (dB)</b>	0.00	<b>Included in Calculations Corr'd PSD</b>
---------------------------	------	--

**Output Power Results**

Channel	Frequency (MHz)	ANT 6 Meas Power (dBm)	Total Corr'd Power (dBm)	Power Limit (dBm)	Power Margin (dB)
Low	5510	15.87	15.87	24.00	-8.13
Mid	5550	20.41	20.41	24.00	-3.59
High	5670	17.94	17.94	24.00	-6.06
142	5710	20.37	20.37	24.00	-3.63

**PSD Results**

Channel	Frequency (MHz)	ANT 6 Meas PSD (dBm/1MHz)	Total Corr'd PSD (dBm/1MHz)	PSD Limit (dBm/1MHz)	PSD Margin (dB)
Low	5510	2.406	2.406	11.00	-8.594
Mid	5550	7.147	7.147	11.00	-3.853
High	5670	5.626	5.626	11.00	-5.374
142	5710	6.906	6.906	11.00	-4.094



**1TX ANT 5 MODE (FCC) – 26 Tones, RU Index 0**

<b>Test Engineer:</b>	44352
<b>Test Date:</b>	8/30/2020

**Bandwidth, Antenna Gain, and Limits**

Channel	Frequency (MHz)	Min 26 dB BW (MHz)	Directional Gain (dBi)	Power Limit (dBm)	PSD Limit (dBm/1MHz)
Low	5510	20.47	-2.10	24.00	11.00
Mid	5550	20.55	-2.10	24.00	11.00
High	5670	20.65	-2.10	24.00	11.00
142	5710	20.59	-2.10	24.00	11.00

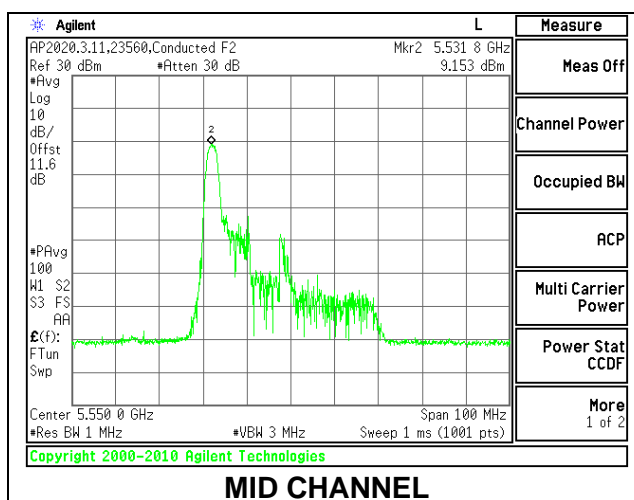
<b>Duty Cycle CF (dB)</b>	0.00	<b>Included in Calculations Corr'd PSD</b>
---------------------------	------	--

**Output Power Results**

Channel	Frequency (MHz)	ANT 5 Meas Power (dBm)	Total Corr'd Power (dBm)	Power Limit (dBm)	Power Margin (dB)
Low	5510	11.92	11.92	24.00	-12.08
Mid	5550	11.81	11.81	24.00	-12.19
High	5670	11.73	11.73	24.00	-12.27
142	5710	11.88	11.88	24.00	-12.12

**PSD Results**

Channel	Frequency (MHz)	LAT3 Meas PSD (dBm/1MHz)	Total Corr'd PSD (dBm/1MHz)	PSD Limit (dBm/1MHz)	PSD Margin (dB)
Low	5510	9.835	9.835	11.00	-1.165
Mid	5550	9.153	9.153	11.00	-1.847
High	5670	8.948	8.948	11.00	-2.052
142	5710	9.494	9.494	11.00	-1.506



**1TX ANT 5 MODE (FCC) – 26 Tones, RU Index 8**

<b>Test Engineer:</b>	44352
<b>Test Date:</b>	8/30/2020

**Bandwidth, Antenna Gain, and Limits**

Channel	Frequency (MHz)	Min 26 dB BW (MHz)	Directional Gain (dBi)	Power Limit (dBm)	PSD Limit (dBm/1MHz)
Low	5510	24.25	-2.10	24.00	11.00
Mid	5550	24.75	-2.10	24.00	11.00
High	5670	24.41	-2.10	24.00	11.00
142	5710	23.86	-2.10	24.00	11.00

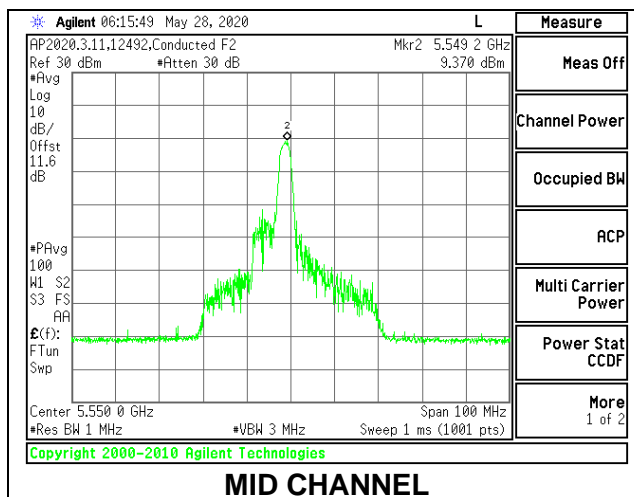
<b>Duty Cycle CF (dB)</b>	0.00	<b>Included in Calculations Corr'd PSD</b>
---------------------------	------	--

**Output Power Results**

Channel	Frequency (MHz)	ANT 5 Meas Power (dBm)	Total Corr'd Power (dBm)	Power Limit (dBm)	Power Margin (dB)
Low	5510	11.71	11.71	24.00	-12.29
Mid	5550	11.87	11.87	24.00	-12.13
High	5670	11.67	11.67	24.00	-12.33
142	5710	11.83	11.83	24.00	-12.17

**PSD Results**

Channel	Frequency (MHz)	ANT 5 Meas PSD (dBm/1MHz)	Total Corr'd PSD (dBm/1MHz)	PSD Limit (dBm/1MHz)	PSD Margin (dB)
Low	5510	9.159	9.159	11.00	-1.841
Mid	5550	9.370	9.370	11.00	-1.630
High	5670	9.050	9.050	11.00	-1.950
142	5710	9.326	9.326	11.00	-1.674





**1TX ANT 5 MODE (FCC) – 26 Tones, RU Index 17**

<b>Test Engineer:</b>	44352
<b>Test Date:</b>	8/30/2020

**Bandwidth, Antenna Gain, and Limits**

Channel	Frequency (MHz)	Min 26 dB BW (MHz)	Directional Gain (dBi)	Power Limit (dBm)	PSD Limit (dBm/1MHz)
Low	5510	20.65	-2.10	24.00	11.00
Mid	5550	20.75	-2.10	24.00	11.00
High	5670	20.62	-2.10	24.00	11.00
142	5710	15.33	-2.10	22.85	11.00

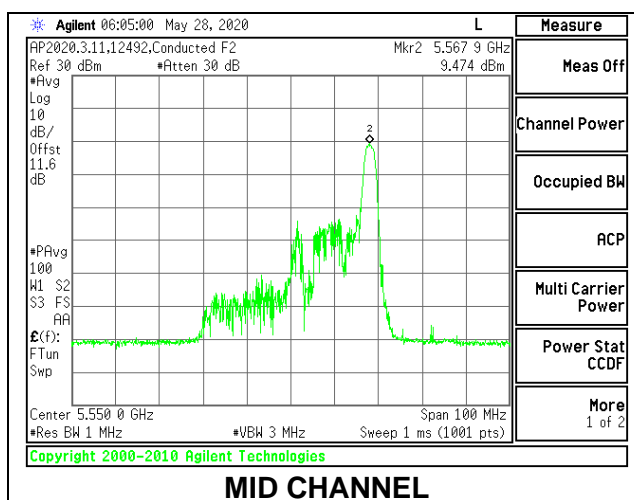
<b>Duty Cycle CF (dB)</b>	0.00	<b>Included in Calculations Corr'd PSD</b>
---------------------------	------	--

**Output Power Results**

Channel	Frequency (MHz)	ANT 5 Meas Power (dBm)	Total Corr'd Power (dBm)	Power Limit (dBm)	Power Margin (dB)
Low	5510	11.71	11.71	24.00	-12.29
Mid	5550	11.87	11.87	24.00	-12.13
High	5670	11.78	11.78	24.00	-12.22
142	5710	11.93	11.93	22.85	-10.92

**PSD Results**

Channel	Frequency (MHz)	ANT 5 Meas PSD (dBm/1MHz)	Total Corr'd PSD (dBm/1MHz)	PSD Limit (dBm/1MHz)	PSD Margin (dB)
Low	5510	9.090	9.090	11.00	-1.910
Mid	5550	9.474	9.474	11.00	-1.526
High	5670	9.255	9.255	11.00	-1.745
142	5710	9.585	9.585	11.00	-1.415



**1TX ANT 5 MODE (FCC) – 484 Tones, RU Index 65**

<b>Test Engineer:</b>	44352
<b>Test Date:</b>	8/30/2020

**Bandwidth, Antenna Gain, and Limits**

Channel	Frequency (MHz)	Min 26 dB BW (MHz)	Directional Gain (dBi)	Power Limit (dBm)	PSD Limit (dBm/1MHz)
Low	5510	40.42	-2.10	24.00	11.00
Mid	5550	40.44	-2.10	24.00	11.00
High	5670	40.39	-2.10	24.00	11.00
142	5710	35.19	-2.10	24.00	11.00

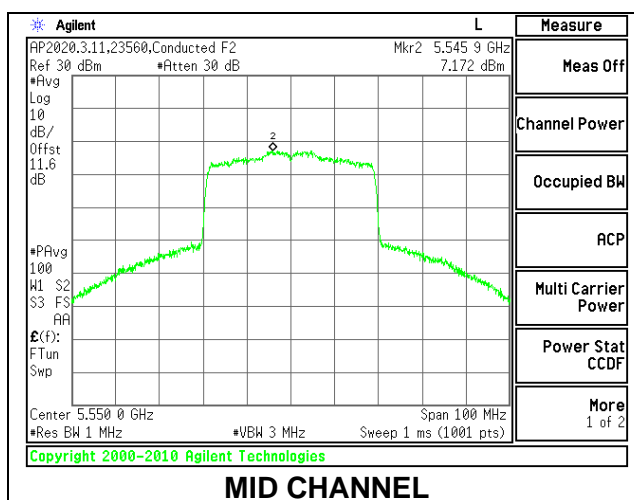
<b>Duty Cycle CF (dB)</b>	0.00	<b>Included in Calculations Corr'd PSD</b>
---------------------------	------	--

**Output Power Results**

Channel	Frequency (MHz)	ANT 5 Meas Power (dBm)	Total Corr'd Power (dBm)	Power Limit (dBm)	Power Margin (dB)
Low	5510	15.77	15.77	24.00	-8.23
Mid	5550	21.34	21.34	24.00	-2.66
High	5670	17.81	17.81	24.00	-6.19
142	5710	21.39	21.39	24.00	-2.61

**PSD Results**

Channel	Frequency (MHz)	ANT 5 Meas PSD (dBm/1MHz)	Total Corr'd PSD (dBm/1MHz)	PSD Limit (dBm/1MHz)	PSD Margin (dB)
Low	5510	2.780	2.780	11.00	-8.220
Mid	5550	7.172	7.172	11.00	-3.828
High	5670	5.899	5.899	11.00	-5.101
142	5710	7.271	7.271	11.00	-3.729



**2TX ANT 6 + ANT 5 CDD MODE (FCC) – 26 Tones, RU Index 0**

<b>Test Engineer:</b>	44352
<b>Test Date:</b>	8/30/2020

**Bandwidth, Antenna Gain, and Limits**

Channel	Frequency (MHz)	Min 26 dB BW (MHz)	Directional Gain for Power (dBi)	Directional Gain for PSD (dBi)	Power Limit (dBm)	PSD Limit (dBm/1MHz)
Low	5510	19.89	-3.21	-0.29	23.99	11.00
Mid	5550	20.08	-3.21	-0.29	24.00	11.00
High	5670	20.06	-3.21	-0.29	24.00	11.00
142	5710	18.41	-3.21	-0.29	23.65	11.00

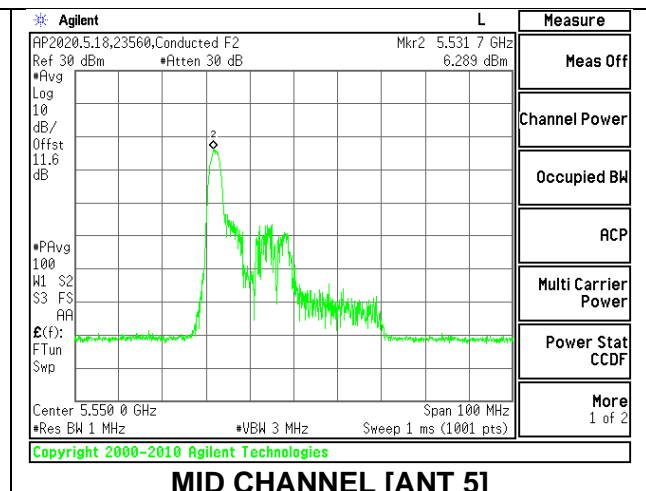
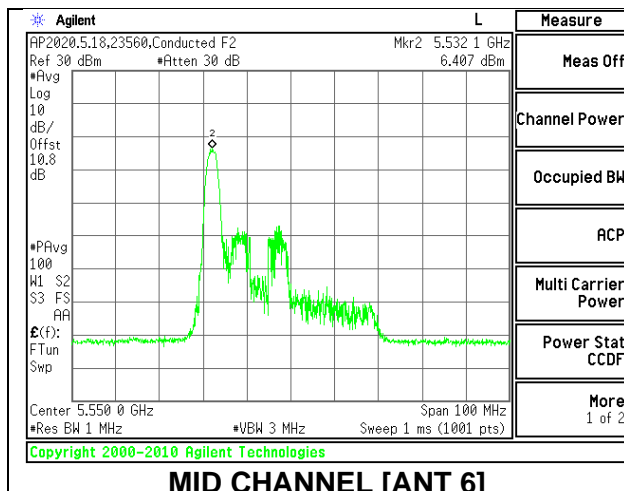
<b>Duty Cycle CF (dB)</b>	0.00	<b>Included in Calculations of Corr'd Power &amp; PSD</b>
---------------------------	------	---

**Output Power Results**

Channel	Frequency (MHz)	ANT 6 Meas Power (dBm)	ANT 5 Meas Power (dBm)	Total Corr'd Power (dBm)	Power Limit (dBm)	Power Margin (dB)
Low	5510	8.80	8.88	11.85	23.99	-12.14
Mid	5550	8.79	8.71	11.76	24.00	-12.24
High	5670	8.75	8.67	11.72	24.00	-12.28
142	5710	8.75	8.78	11.78	23.65	-11.87

**PSD Results**

Channel	Frequency (MHz)	ANT 6 Meas PSD (dBm/1MHz)	ANT 5 Meas PSD (dBm/1MHz)	Total Corr'd PSD (dBm/1MHz)	PSD Limit (dBm/1MHz)	PSD Margin (dB)
Low	5510	6.419	6.543	9.492	11.00	-1.51
Mid	5550	6.407	6.289	9.359	11.00	-1.64
High	5670	6.374	6.273	9.334	11.00	-1.67
142	5710	6.148	6.255	9.212	11.00	-1.79



**2TX ANT 6 + ANT 5 CDD MODE (FCC) – 26 Tones, RU Index 8**

<b>Test Engineer:</b>	44352
<b>Test Date:</b>	8/30/2020

**Bandwidth, Antenna Gain, and Limits**

Channel	Frequency (MHz)	Min 26 dB BW (MHz)	Directional Gain for Power (dBi)	Directional Gain for PSD (dBi)	Power Limit (dBm)	PSD Limit (dBm/1MHz)
Low	5510	23.11	-3.21	-0.29	24.00	11.00
Mid	5550	22.73	-3.21	-0.29	24.00	11.00
High	5670	23.62	-3.21	-0.29	24.00	11.00
142	5710	23.23	-3.21	-0.29	24.00	11.00

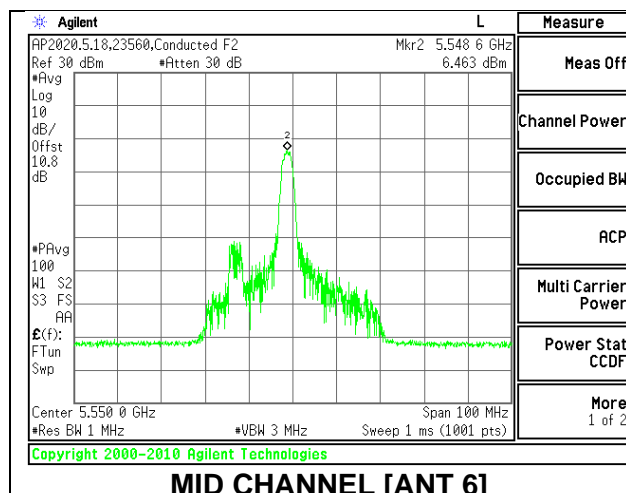
<b>Duty Cycle CF (dB)</b>	0.00	<b>Included in Calculations of Corr'd Power &amp; PSD</b>
---------------------------	------	---

**Output Power Results**

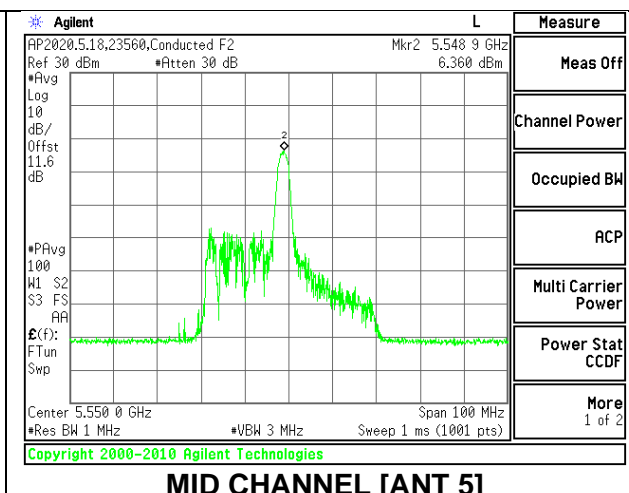
Channel	Frequency (MHz)	ANT 6 Meas Power (dBm)	ANT 5 Meas Power (dBm)	Total Corr'd Power (dBm)	Power Limit (dBm)	Power Margin (dB)
Low	5510	8.79	8.75	11.78	24.00	-12.22
Mid	5550	8.91	8.84	11.89	24.00	-12.11
High	5670	8.71	8.61	11.67	24.00	-12.33
142	5710	8.67	8.76	11.73	24.00	-12.27

**PSD Results**

Channel	Frequency (MHz)	ANT 6 Meas PSD (dBm/1MHz)	ANT 5 Meas PSD (dBm/1MHz)	Total Corr'd PSD (dBm/1MHz)	PSD Limit (dBm/1MHz)	PSD Margin (dB)
Low	5510	6.300	6.207	9.264	11.00	-1.74
Mid	5550	6.463	6.360	9.422	11.00	-1.58
High	5670	6.141	6.061	9.111	11.00	-1.89
142	5710	6.028	6.270	9.161	11.00	-1.84



**MID CHANNEL [ANT 6]**



**MID CHANNEL [ANT 5]**

**2TX ANT 6 + ANT 5 CDD MODE (FCC) – 26 Tones, RU Index 17**

<b>Test Engineer:</b>	44352
<b>Test Date:</b>	8/30/2020

**Bandwidth, Antenna Gain, and Limits**

Channel	Frequency (MHz)	Min 26 dB BW (MHz)	Directional Gain for Power (dBi)	Directional Gain for PSD (dBi)	Power Limit (dBm)	PSD Limit (dBm/1MHz)
Low	5510	19.67	-3.21	-0.29	23.94	11.00
Mid	5550	19.44	-3.21	-0.29	23.89	11.00
High	5670	19.56	-3.21	-0.29	23.91	11.00
142	5710	14.71	-3.21	-0.29	22.68	11.00

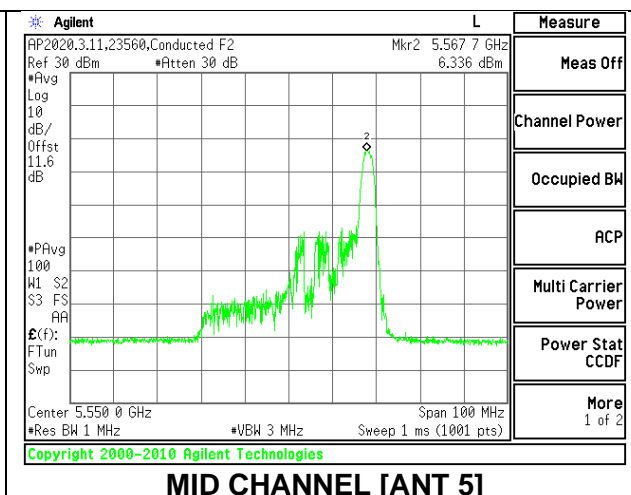
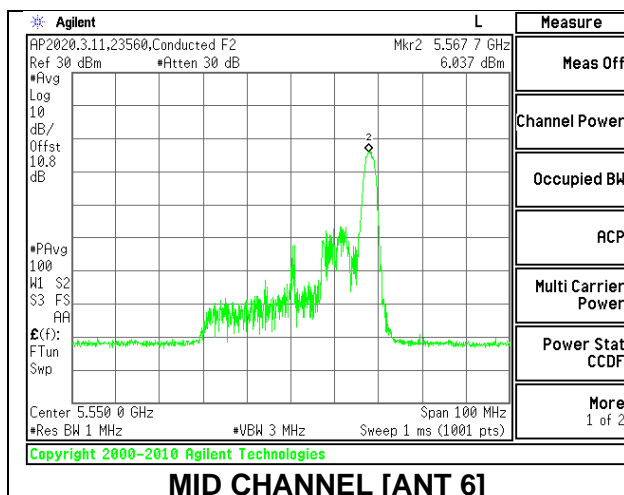
<b>Duty Cycle CF (dB)</b>	0.00	<b>Included in Calculations of Corr'd Power &amp; PSD</b>
---------------------------	------	---

**Output Power Results**

Channel	Frequency (MHz)	ANT 6 Meas Power (dBm)	ANT 5 Meas Power (dBm)	Total Corr'd Power (dBm)	Power Limit (dBm)	Power Margin (dB)
Low	5510	8.96	8.85	11.92	23.94	-12.02
Mid	5550	8.64	8.81	11.74	23.89	-12.15
High	5670	8.69	8.73	11.72	23.91	-12.19
142	5710	8.69	8.71	11.71	22.68	-10.96

**PSD Results**

Channel	Frequency (MHz)	ANT 6 Meas PSD (dBm/1MHz)	ANT 5 Meas PSD (dBm/1MHz)	Total Corr'd PSD (dBm/1MHz)	PSD Limit (dBm/1MHz)	PSD Margin (dB)
Low	5510	6.514	6.428	9.482	11.00	-1.52
Mid	5550	6.037	6.336	9.199	11.00	-1.80
High	5670	6.393	6.379	9.396	11.00	-1.60
142	5710	6.078	6.386	9.245	11.00	-1.75



**2TX ANT 6 + ANT 5 CDD MODE (FCC) – 484 Tones, RU Index 65**

<b>Test Engineer:</b>	44352
<b>Test Date:</b>	8/30/2020

**Bandwidth, Antenna Gain, and Limits**

Channel	Frequency (MHz)	Min 26 dB BW (MHz)	Directional Gain for Power (dBi)	Directional Gain for PSD (dBi)	Power Limit (dBm)	PSD Limit (dBm/1MHz)
Low	5510	40.23	-3.21	-0.29	24.00	11.00
Mid	5550	40.19	-3.21	-0.29	24.00	11.00
High	5670	40.17	-3.21	-0.29	24.00	11.00
142	5710	35.13	-3.21	-0.29	24.00	11.00

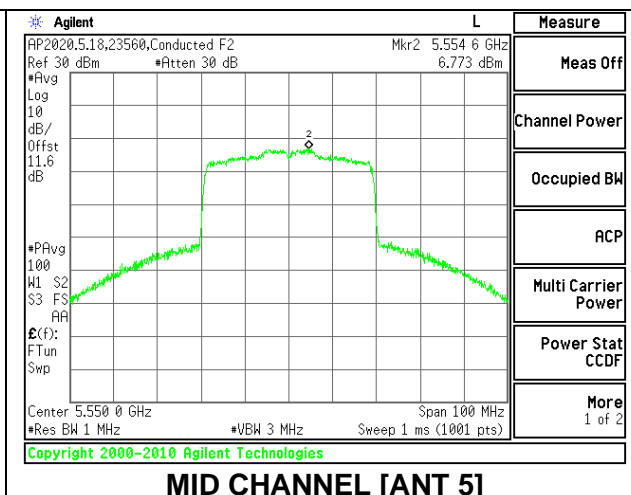
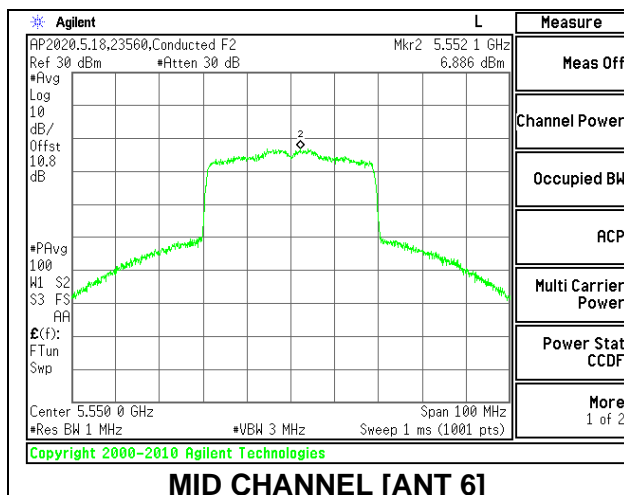
<b>Duty Cycle CF (dB)</b>	0.00	<b>Included in Calculations of Corr'd Power &amp; PSD</b>
---------------------------	------	---

**Output Power Results**

Channel	Frequency (MHz)	ANT 6 Meas Power (dBm)	ANT 5 Meas Power (dBm)	Total Corr'd Power (dBm)	Power Limit (dBm)	Power Margin (dB)
Low	5510	15.37	15.31	18.35	24.00	-5.65
Mid	5550	19.87	19.81	22.85	24.00	-1.15
High	5670	17.25	17.24	20.26	24.00	-3.74
142	5710	19.84	19.93	22.90	24.00	-1.10

**PSD Results**

Channel	Frequency (MHz)	ANT 6 Meas PSD (dBm/1MHz)	ANT 5 Meas PSD (dBm/1MHz)	Total Corr'd PSD (dBm/1MHz)	PSD Limit (dBm/ 1MHz)	PSD Margin (dB)
Low	5510	2.536	2.435	5.496	11.00	-5.50
Mid	5550	6.886	6.773	9.840	11.00	-1.16
High	5670	5.487	5.271	8.391	11.00	-2.61
142	5710	6.695	6.938	9.828	11.00	-1.17



**9.4.18. 802.11ax HE80 MODE IN THE 5.6 GHz BAND**

**1TX ANT 6 MODE (FCC) – 26 Tones, RU Index 0**

<b>Test Engineer:</b>	44352
<b>Test Date:</b>	8/31/2020

**Bandwidth, Antenna Gain, and Limits**

Channel	Frequency (MHz)	Min 26 dB BW (MHz)	Directional Gain (dBi)	Power Limit (dBm)	PSD Limit (dBm/1MHz)
Low	5530	19.85	-4.70	23.98	11.00
High	5610	20.10	-4.70	24.00	11.00
138	5690	19.70	-4.70	23.94	11.00

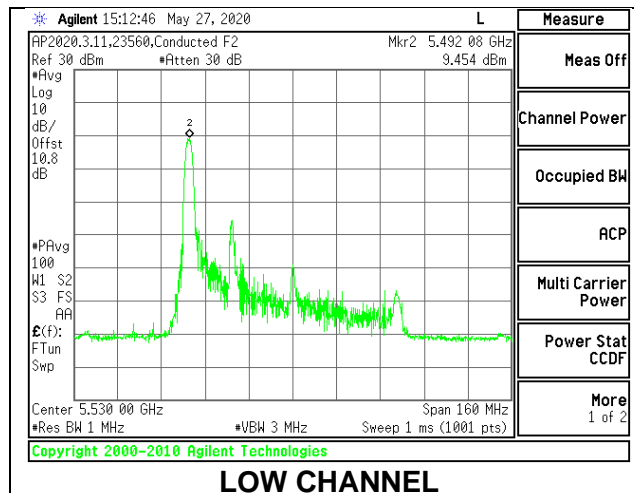
<b>Duty Cycle CF (dB)</b>	0.00	<b>Included in Calculations Corr'd PSD</b>
---------------------------	------	--

**Output Power Results**

Channel	Frequency (MHz)	ANT 6 Meas Power (dBm)	Total Corr'd Power (dBm)	Power Limit (dBm)	Power Margin (dB)
Low	5530	11.79	11.79	23.98	-12.19
High	5610	11.84	11.84	24.00	-12.16
138	5690	11.85	11.85	23.94	-12.09

**PSD Results**

Channel	Frequency (MHz)	ANT 6 Meas PSD (dBm/1MHz)	Total Corr'd PSD (dBm/1MHz)	PSD Limit (dBm/1MHz)	PSD Margin (dB)
Low	5530	9.454	9.454	11.00	-1.546
High	5610	9.452	9.452	11.00	-1.548
138	5690	9.497	9.497	11.00	-1.503



**1TX ANT 6 MODE (FCC) – 26 Tones, RU Index 18**

Test Engineer:	44352
Test Date:	8/31/2020

**Bandwidth, Antenna Gain, and Limits**

Channel	Frequency (MHz)	Min 26 dB BW (MHz)	Directional Gain (dBi)	Power Limit (dBm)	PSD Limit (dBm/1MHz)
Low	5530	41.12	-4.70	24.00	11.00
High	5610	40.60	-4.70	24.00	11.00
138	5690	41.54	-4.70	24.00	11.00

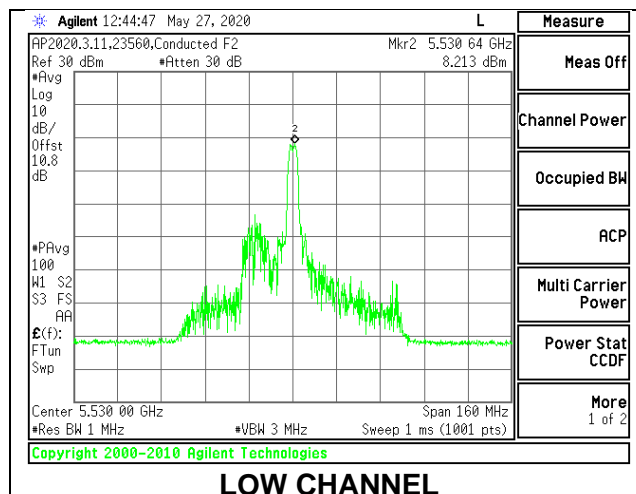
Duty Cycle CF (dB)	0.00	Included in Calculations Corr'd PSD
--------------------	------	-------------------------------------

**Output Power Results**

Channel	Frequency (MHz)	ANT 6 Meas Power (dBm)	Total Corr'd Power (dBm)	Power Limit (dBm)	Power Margin (dB)
Low	5530	11.87	11.87	24.00	-12.13
High	5610	11.71	11.71	24.00	-12.29
138	5690	11.78	11.78	24.00	-12.22

**PSD Results**

Channel	Frequency (MHz)	ANT 6 Meas PSD (dBm/1MHz)	Total Corr'd PSD (dBm/1MHz)	PSD Limit (dBm/1MHz)	PSD Margin (dB)
Low	5530	8.213	8.213	11.00	-2.787
High	5610	8.076	8.076	11.00	-2.924
138	5690	8.154	8.154	11.00	-2.846





**1TX ANT 6 MODE (FCC) – 26 Tones, RU Index 36**

<b>Test Engineer:</b>	44352
<b>Test Date:</b>	8/31/2020

**Bandwidth, Antenna Gain, and Limits**

Channel	Frequency (MHz)	Min 26 dB BW (MHz)	Directional Gain (dBi)	Power Limit (dBm)	PSD Limit (dBm/1MHz)
Low	5530	20.91	-4.70	24.00	11.00
High	5610	21.08	-4.70	24.00	11.00
138	5690	15.36	-4.70	22.86	11.00

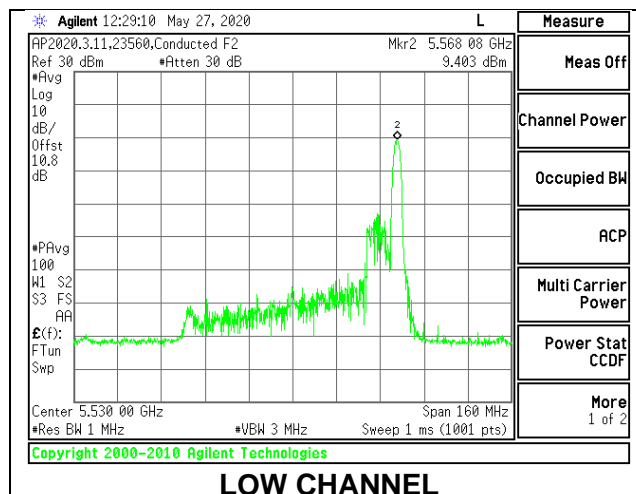
<b>Duty Cycle CF (dB)</b>	0.00	<b>Included in Calculations Corr'd PSD</b>
---------------------------	------	--

**Output Power Results**

Channel	Frequency (MHz)	ANT 6 Meas Power (dBm)	Total Corr'd Power (dBm)	Power Limit (dBm)	Power Margin (dB)
Low	5530	11.76	11.76	24.00	-12.24
High	5610	11.84	11.84	24.00	-12.16
138	5690	11.65	11.65	22.86	-11.21

**PSD Results**

Channel	Frequency (MHz)	ANT 6 Meas PSD (dBm/1MHz)	Total Corr'd PSD (dBm/1MHz)	PSD Limit (dBm/1MHz)	PSD Margin (dB)
Low	5530	9.403	9.403	11.00	-1.597
High	5610	9.481	9.481	11.00	-1.519
138	5690	9.173	9.173	11.00	-1.827



**1TX ANT 6 MODE (FCC) – 996 Tones, RU Index 67**

<b>Test Engineer:</b>	44352
<b>Test Date:</b>	8/31/2020

**Bandwidth, Antenna Gain, and Limits**

Channel	Frequency (MHz)	Min 26 dB BW (MHz)	Directional Gain (dBi)	Power Limit (dBm)	PSD Limit (dBm/1MHz)
Low	5530	81.62	-4.70	24.00	11.00
High	5610	81.29	-4.70	24.00	11.00
138	5690	75.71	-4.70	24.00	11.00

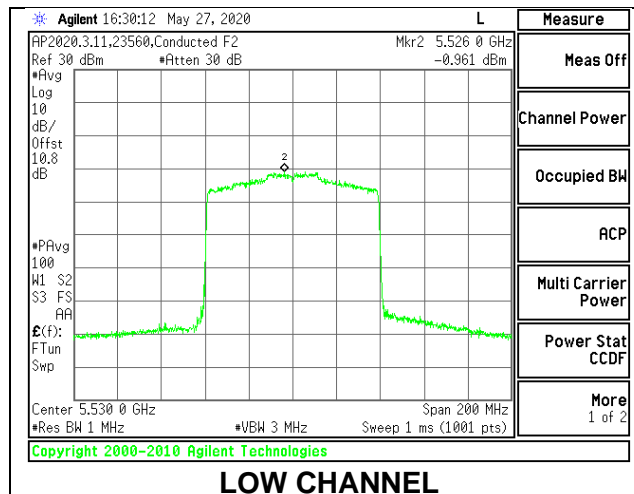
<b>Duty Cycle CF (dB)</b>	0.00	<b>Included in Calculations Corr'd PSD</b>
---------------------------	------	--

**Output Power Results**

Channel	Frequency (MHz)	ANT 6 Meas Power (dBm)	Total Corr'd Power (dBm)	Power Limit (dBm)	Power Margin (dB)
Low	5530	14.92	14.92	24.00	-9.08
High	5610	20.38	20.38	24.00	-3.62
138	5690	20.41	20.41	24.00	-3.59

**PSD Results**

Channel	Frequency (MHz)	ANT 6 Meas PSD (dBm/1MHz)	Total Corr'd PSD (dBm/1MHz)	PSD Limit (dBm/1MHz)	PSD Margin (dB)
Low	5530	-0.961	-0.961	11.00	-11.961
High	5610	4.260	4.260	11.00	-6.740
138	5690	4.577	4.577	11.00	-6.423



**1TX ANT 5 MODE (FCC) – 26 Tones, RU Index 0**

<b>Test Engineer:</b>	44352
<b>Test Date:</b>	8/31/2020

**Bandwidth, Antenna Gain, and Limits**

Channel	Frequency (MHz)	Min 26 dB BW (MHz)	Directional Gain (dBi)	Power Limit (dBm)	PSD Limit (dBm/1MHz)
Low	5530	19.99	-4.70	24.00	11.00
High	5610	19.54	-4.70	23.91	11.00
138	5690	19.88	-4.70	23.98	11.00

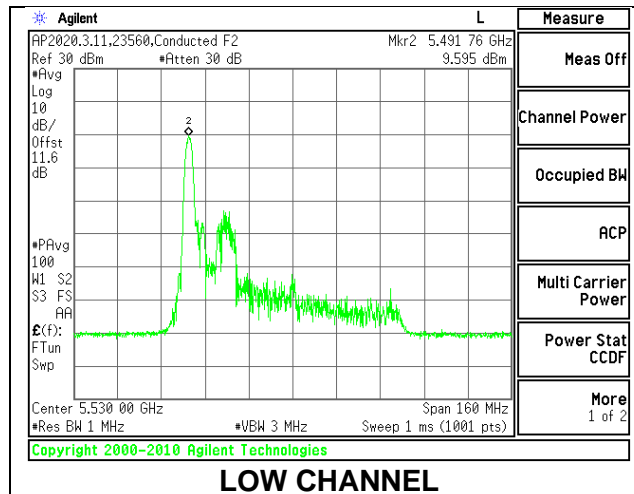
<b>Duty Cycle CF (dB)</b>	0.00	<b>Included in Calculations Corr'd PSD</b>
---------------------------	------	--

**Output Power Results**

Channel	Frequency (MHz)	ANT 5 Meas Power (dBm)	Total Corr'd Power (dBm)	Power Limit (dBm)	Power Margin (dB)
Low	5530	11.78	11.78	24.00	-12.22
High	5610	11.71	11.71	23.91	-12.20
138	5690	11.68	11.68	23.98	-12.30

**PSD Results**

Channel	Frequency (MHz)	ANT 5 Meas PSD (dBm/1MHz)	Total Corr'd PSD (dBm/1MHz)	PSD Limit (dBm/1MHz)	PSD Margin (dB)
Low	5530	9.595	9.595	11.00	-1.405
High	5610	9.264	9.264	11.00	-1.736
138	5690	9.262	9.262	11.00	-1.738



**1TX ANT 5 MODE (FCC) – 26 Tones, RU Index 18**

<b>Test Engineer:</b>	44352
<b>Test Date:</b>	8/31/2020

**Bandwidth, Antenna Gain, and Limits**

Channel	Frequency (MHz)	Min 26 dB BW (MHz)	Directional Gain (dBi)	Power Limit (dBm)	PSD Limit (dBm/1MHz)
Low	5530	40.76	-2.10	24.00	11.00
High	5610	40.47	-2.10	24.00	11.00
138	5690	40.82	-2.10	24.00	11.00

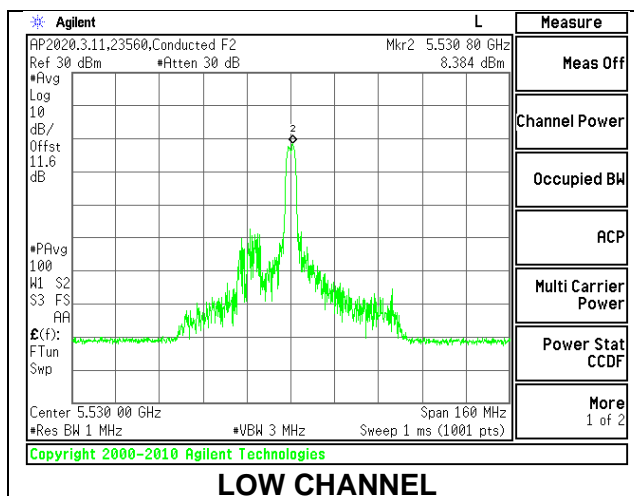
<b>Duty Cycle CF (dB)</b>	0.00	<b>Included in Calculations Corr'd PSD</b>
---------------------------	------	--

**Output Power Results**

Channel	Frequency (MHz)	ANT 5 Meas Power (dBm)	Total Corr'd Power (dBm)	Power Limit (dBm)	Power Margin (dB)
Low	5530	11.77	11.77	24.00	-12.23
High	5610	11.89	11.89	24.00	-12.11
138	5690	11.71	11.71	24.00	-12.29

**PSD Results**

Channel	Frequency (MHz)	ANT 5 Meas PSD (dBm/1MHz)	Total Corr'd PSD (dBm/1MHz)	PSD Limit (dBm/1MHz)	PSD Margin (dB)
Low	5530	8.384	8.384	11.00	-2.616
High	5610	8.404	8.404	11.00	-2.596
138	5690	8.190	8.190	11.00	-2.810



**1TX ANT 5 MODE (FCC) – 26 Tones, RU Index 36**

<b>Test Engineer:</b>	44352
<b>Test Date:</b>	8/31/2020

**Bandwidth, Antenna Gain, and Limits**

Channel	Frequency (MHz)	Min 26 dB BW (MHz)	Directional Gain (dBi)	Power Limit (dBm)	PSD Limit (dBm/1MHz)
Low	5530	20.43	-2.10	24.00	11.00
High	5610	21.00	-2.10	24.00	11.00
138	5690	15.48	-2.10	22.90	11.00

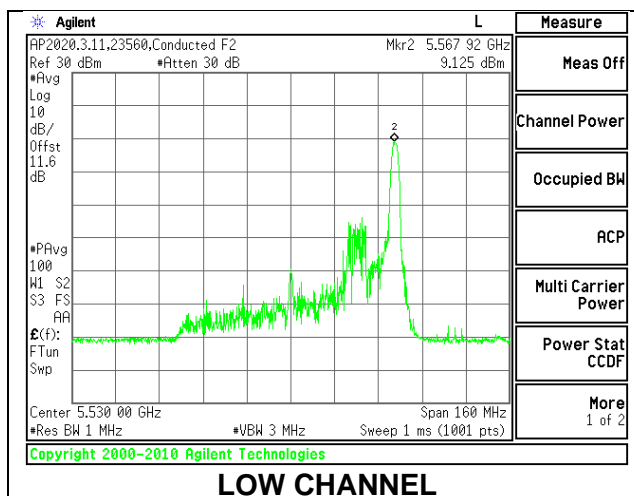
<b>Duty Cycle CF (dB)</b>	0.00	<b>Included in Calculations Corr'd PSD</b>
---------------------------	------	--

**Output Power Results**

Channel	Frequency (MHz)	ANT 5 Meas Power (dBm)	Total Corr'd Power (dBm)	Power Limit (dBm)	Power Margin (dB)
Low	5530	11.82	11.82	24.00	-12.18
High	5610	11.83	11.83	24.00	-12.17
138	5690	11.97	11.97	22.90	-10.93

**PSD Results**

Channel	Frequency (MHz)	ANT 5 Meas PSD (dBm/1MHz)	Total Corr'd PSD (dBm/1MHz)	PSD Limit (dBm/1MHz)	PSD Margin (dB)
Low	5530	9.125	9.125	11.00	-1.875
High	5610	9.155	9.155	11.00	-1.845
138	5690	9.272	9.272	11.00	-1.728



**1TX ANT 5 MODE (FCC) – 996 Tones, RU Index 67**

<b>Test Engineer:</b>	44352
<b>Test Date:</b>	8/31/2020

**Bandwidth, Antenna Gain, and Limits**

Channel	Frequency (MHz)	Min 26 dB BW (MHz)	Directional Gain (dBi)	Power Limit (dBm)	PSD Limit (dBm/1MHz)
Low	5530	81.71	-2.10	24.00	11.00
High	5610	81.50	-2.10	24.00	11.00
138	5690	75.85	-2.10	24.00	11.00

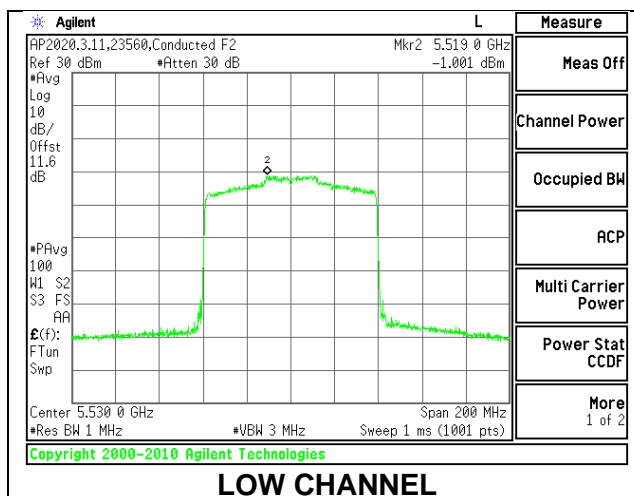
<b>Duty Cycle CF (dB)</b>	0.00	<b>Included in Calculations Corr'd PSD</b>
---------------------------	------	--

**Output Power Results**

Channel	Frequency (MHz)	ANT 5 Meas Power (dBm)	Total Corr'd Power (dBm)	Power Limit (dBm)	Power Margin (dB)
Low	5530	14.80	14.80	24.00	-9.20
High	5610	21.34	21.34	24.00	-2.66
138	5690	21.23	21.23	24.00	-2.77

**PSD Results**

Channel	Frequency (MHz)	ANT 5 Meas PSD (dBm/1MHz)	Total Corr'd PSD (dBm/1MHz)	PSD Limit (dBm/1MHz)	PSD Margin (dB)
Low	5530	-1.001	-1.001	11.00	-12.001
High	5610	4.408	4.408	11.00	-6.592
138	5690	4.150	4.150	11.00	-6.850



**2TX ANT 6 + ANT 5 CDD MODE (FCC) – 26 Tones, RU Index 0**

<b>Test Engineer:</b>	44352
<b>Test Date:</b>	8/31/2020

**Bandwidth, Antenna Gain, and Limits**

Channel	Frequency (MHz)	Min 26 dB BW (MHz)	Directional Gain for Power (dBi)	Directional Gain for PSD (dBi)	Power Limit (dBm)	PSD Limit (dBm/1MHz)
Low	5530	19.63	-3.21	-0.29	23.93	11.00
High	5610	19.75	-3.21	-0.29	23.96	11.00
138	5690	19.62	-3.21	-0.29	23.93	11.00

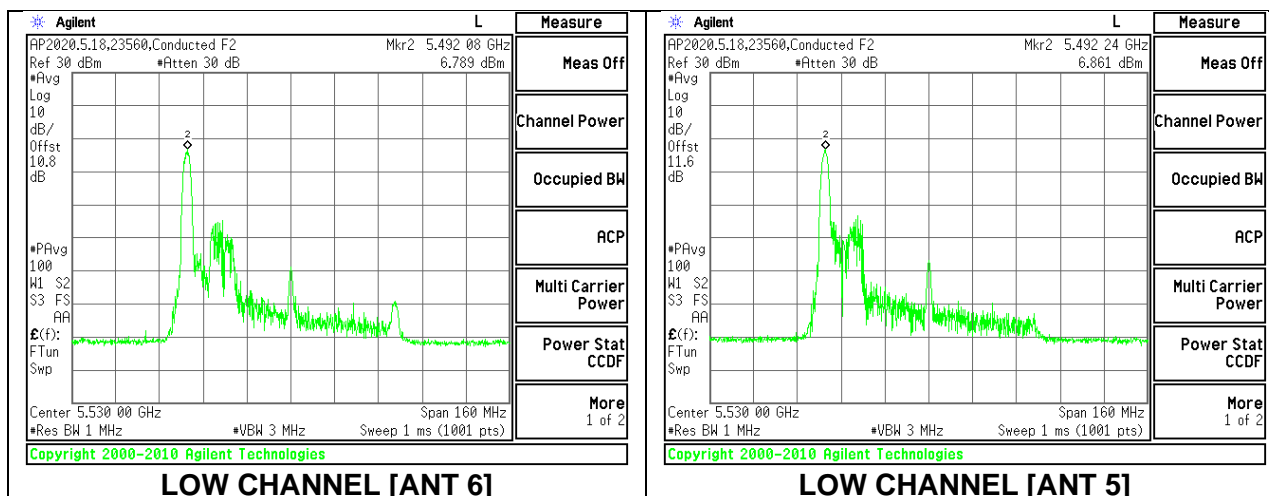
<b>Duty Cycle CF (dB)</b>	0.00	<b>Included in Calculations of Corr'd PSD</b>
---------------------------	------	---

**Output Power Results**

Channel	Frequency (MHz)	ANT 6 Meas Power (dBm)	ANT 5 Meas Power (dBm)	Total Corr'd Power (dBm)	Power Limit (dBm)	Power Margin (dB)
Low	5530	8.87	8.92	11.91	23.93	-12.02
High	5610	8.74	8.71	11.74	23.96	-12.22
138	5690	8.71	8.73	11.73	23.93	-12.20

**PSD Results**

Channel	Frequency (MHz)	ANT 6 Meas PSD (dBm/1MHz)	ANT 5 Meas PSD (dBm/1MHz)	Total Corr'd PSD (dBm/1MHz)	PSD Limit (dBm/1MHz)	PSD Margin (dB)
Low	5530	6.789	6.861	9.835	11.00	-1.165
High	5610	6.426	6.213	9.331	11.00	-1.669
138	5690	6.222	6.213	9.228	11.00	-1.772



**2TX ANT 6 + ANT 5 CDD MODE (FCC) – 26 Tones, RU Index 18**

<b>Test Engineer:</b>	44352
<b>Test Date:</b>	8/31/2020

**Bandwidth, Antenna Gain, and Limits**

Channel	Frequency (MHz)	Min 26 dB BW (MHz)	Directional Gain for Power (dBi)	Directional Gain for PSD (dBi)	Power Limit (dBm)	PSD Limit (dBm/1MHz)
Low	5530	39.41	-3.21	-0.29	24.00	11.00
High	5610	39.42	-3.21	-0.29	24.00	11.00
138	5690	38.93	-3.21	-0.29	24.00	11.00

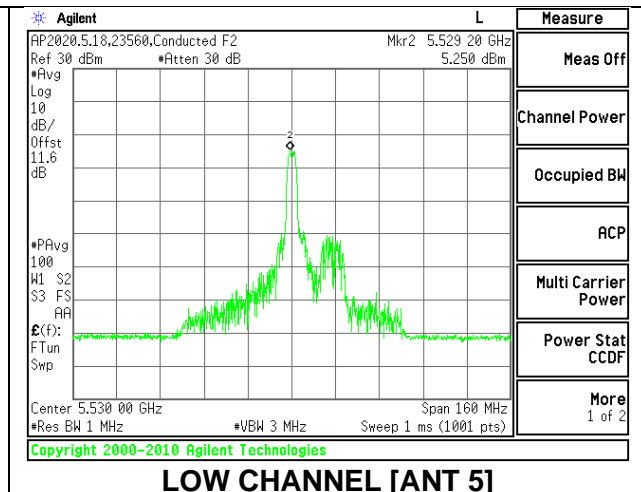
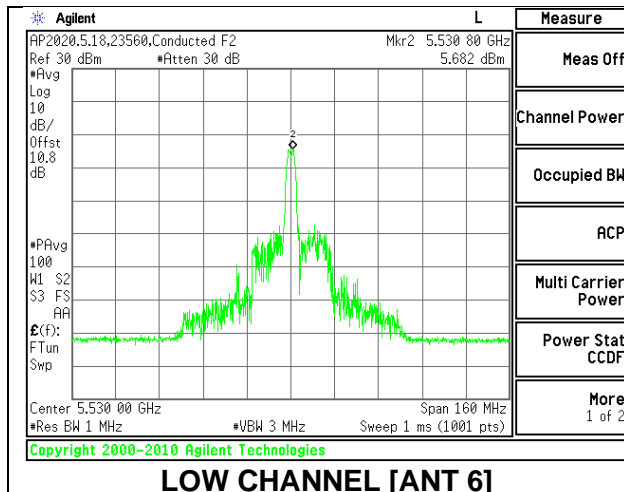
<b>Duty Cycle CF (dB)</b>	0.00	<b>Included in Calculations of Corr'd PSD</b>
---------------------------	------	---

**Output Power Results**

Channel	Frequency (MHz)	ANT 6 Meas Power (dBm)	ANT 5 Meas Power (dBm)	Total Corr'd Power (dBm)	Power Limit (dBm)	Power Margin (dB)
Low	5530	8.91	8.74	11.84	24.00	-12.16
High	5610	8.89	8.75	11.83	24.00	-12.17
138	5690	8.62	8.66	11.65	24.00	-12.35

**PSD Results**

Channel	Frequency (MHz)	ANT 6 Meas PSD (dBm/1MHz)	ANT 5 Meas PSD (dBm/1MHz)	Total Corr'd PSD (dBm/1MHz)	PSD Limit (dBm/1MHz)	PSD Margin (dB)
Low	5530	5.682	5.250	8.482	11.00	-2.518
High	5610	5.509	5.292	8.412	11.00	-2.588
138	5690	4.804	4.861	7.843	11.00	-3.157





**2TX ANT 6 + ANT 5 CDD MODE (FCC) – 26 Tones, RU Index 36**

<b>Test Engineer:</b>	44352
<b>Test Date:</b>	8/31/2020

**Bandwidth, Antenna Gain, and Limits**

Channel	Frequency (MHz)	Min 26 dB BW (MHz)	Directional Gain for Power (dBi)	Directional Gain for PSD (dBi)	Power Limit (dBm)	PSD Limit (dBm/1MHz)
Low	5530	19.73	-3.21	-0.29	23.95	11.00
High	5610	19.67	-3.21	-0.29	23.94	11.00
138	5690	14.80	-3.21	-0.29	22.70	11.00

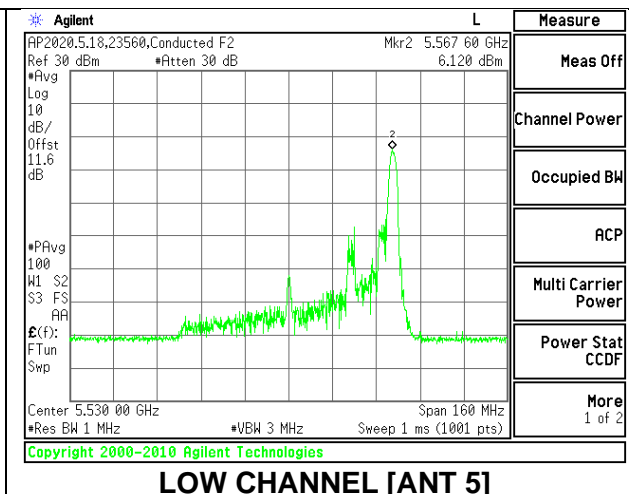
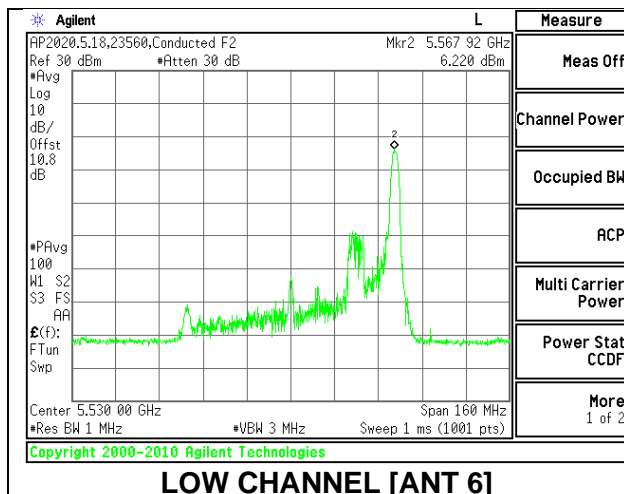
<b>Duty Cycle CF (dB)</b>	0.00	<b>Included in Calculations of Corr'd PSD</b>
---------------------------	------	---

**Output Power Results**

Channel	Frequency (MHz)	ANT 6 Meas Power (dBm)	ANT 5 Meas Power (dBm)	Total Corr'd Power (dBm)	Power Limit (dBm)	Power Margin (dB)
Low	5530	8.69	8.61	11.66	23.95	-12.29
High	5610	8.74	8.89	11.83	23.94	-12.11
138	5690	8.97	8.86	11.93	22.70	-10.78

**PSD Results**

Channel	Frequency (MHz)	ANT 6 Meas PSD (dBm/1MHz)	ANT 5 Meas PSD (dBm/1MHz)	Total Corr'd PSD (dBm/1MHz)	PSD Limit (dBm/1MHz)	PSD Margin (dB)
Low	5530	6.220	6.120	9.181	11.00	-1.819
High	5610	6.161	6.410	9.298	11.00	-1.702
138	5690	6.596	6.327	9.474	11.00	-1.526



**2TX ANT 6 + ANT 5 CDD MODE (FCC) – 996 Tones, RU Index 67**

<b>Test Engineer:</b>	44352
<b>Test Date:</b>	8/31/2020

**Bandwidth, Antenna Gain, and Limits**

Channel	Frequency (MHz)	Min 26 dB BW (MHz)	Directional Gain for Power (dBi)	Directional Gain for PSD (dBi)	Power Limit (dBm)	PSD Limit (dBm/1MHz)
Low	5530	81.29	-3.21	-0.29	24.00	11.00
High	5610	81.33	-3.21	-0.29	24.00	11.00
138	5690	75.74	-3.21	-0.29	24.00	11.00

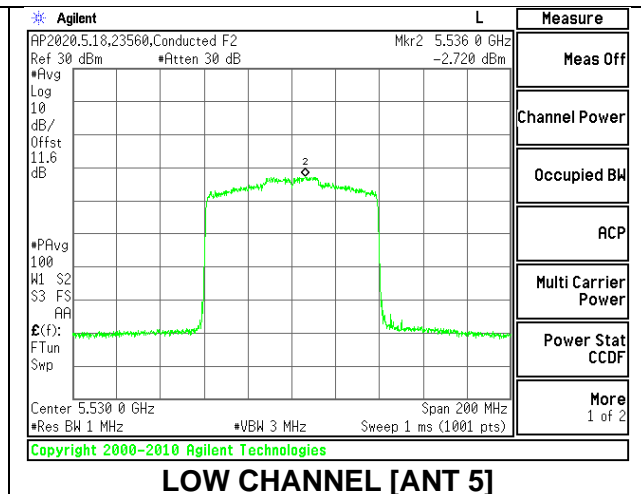
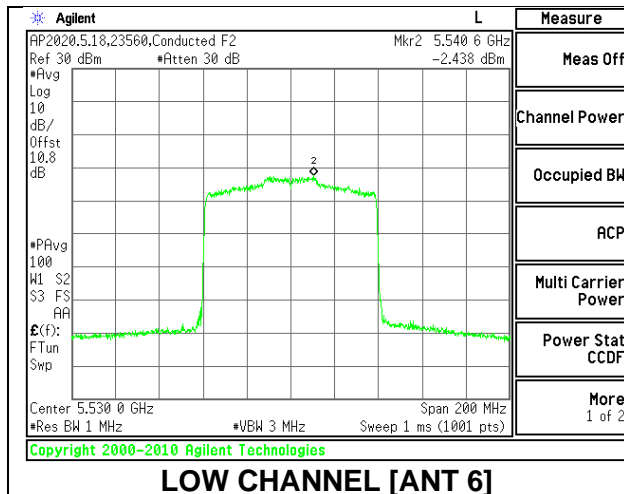
<b>Duty Cycle CF (dB)</b>	0.00	<b>Included in Calculations of Corr'd PSD</b>
---------------------------	------	---

**Output Power Results**

Channel	Frequency (MHz)	ANT 6 Meas Power (dBm)	ANT 5 Meas Power (dBm)	Total Corr'd Power (dBm)	Power Limit (dBm)	Power Margin (dB)
Low	5530	13.37	13.18	16.29	24.00	-7.71
High	5610	19.74	19.87	22.82	24.00	-1.18
138	5690	19.65	19.77	22.72	24.00	-1.28

**PSD Results**

Channel	Frequency (MHz)	ANT 6 Meas PSD (dBm/1MHz)	ANT 5 Meas PSD (dBm/1MHz)	Total Corr'd PSD (dBm/1MHz)	PSD Limit (dBm/1MHz)	PSD Margin (dB)
Low	5530	-2.438	-2.720	0.434	11.00	-10.566
High	5610	3.691	3.945	6.830	11.00	-4.170
138	5690	3.704	3.838	6.782	11.00	-4.218



### 9.4.19. 802.11n HT20 MODE IN THE 5.8 GHz BAND

#### 1TX ANT 6 MODE (FCC)

Test Engineer:	44352
Test Date:	8/31/2020

#### Antenna Gain and Limit

Channel	Frequency (MHz)	Directional Gain (dBi)	Power Limit (dBm)	PSD Limit (dBm/500KHz)
Low	5745	-4.70	30.00	30.00
Mid	5785	-4.70	30.00	30.00
High	5825	-4.70	30.00	30.00

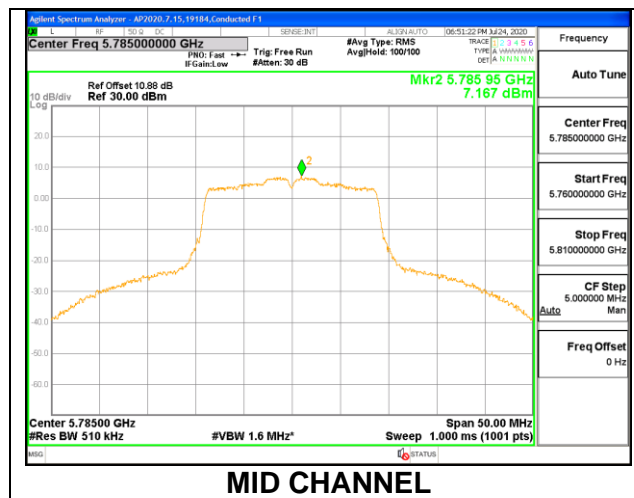
Duty Cycle CF (dB)	0.00	Included in Calculations of Corr'd PSD
--------------------	------	--

#### Output Power Results

Channel	Frequency (MHz)	ANT 6 Meas Power (dBm)	Total Corr'd Power (dBm)	Power Limit (dBm)	Power Margin (dB)
Low	5745	21.14	21.14	30.00	-8.86
Mid	5785	21.15	21.15	30.00	-8.85
High	5825	21.13	21.13	30.00	-8.87

#### PSD Results

Channel	Frequency (MHz)	ANT 6 Meas PSD (dBm/500KHz)	Total Corr'd PSD (dBm/500KHz)	PSD Limit (dBm/500KHz)	PSD Margin (dB)
Low	5745	6.973	6.973	30.00	-23.03
Mid	5785	7.167	7.167	30.00	-22.83
High	5825	6.950	6.950	30.00	-23.05



**1TX ANT 5 MODE (FCC)**

<b>Test Engineer:</b>	44352
<b>Test Date:</b>	8/31/2020

**Antenna Gain and Limit**

Channel	Frequency (MHz)	Directional Gain (dBi)	Power Limit (dBm)	PSD Limit (dBm/500KHz)
Low	5745	-3.20	30.00	30.00
Mid	5785	-3.20	30.00	30.00
High	5825	-3.20	30.00	30.00

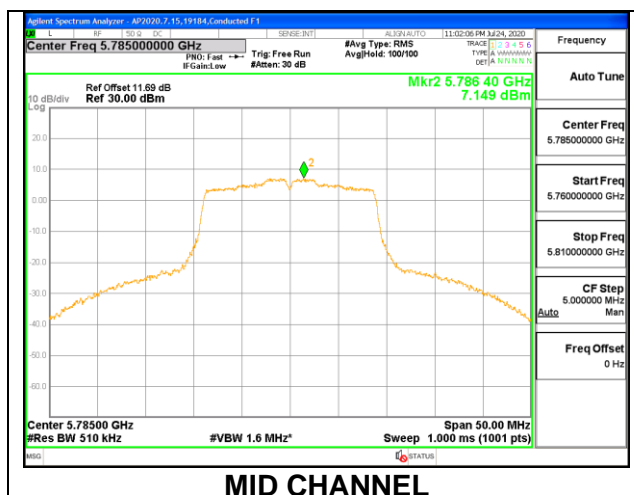
<b>Duty Cycle CF (dB)</b>	0.00	<b>Included in Calculations of Corr'd PSD</b>
---------------------------	------	---

**Output Power Results**

Channel	Frequency (MHz)	ANT 5 Meas Power (dBm)	Total Corr'd Power (dBm)	Power Limit (dBm)	Power Margin (dB)
Low	5745	21.22	21.22	30.00	-8.78
Mid	5785	21.27	21.27	30.00	-8.73
High	5825	21.39	21.39	30.00	-8.61

**PSD Results**

Channel	Frequency (MHz)	ANT 5 Meas PSD (dBm/500KHz)	Total Corr'd PSD (dBm/500KHz)	PSD Limit (dBm/500KHz)	PSD Margin (dB)
Low	5745	7.169	7.169	30.00	-22.83
Mid	5785	7.149	7.149	30.00	-22.85
High	5825	7.329	7.329	30.00	-22.67



**2TX ANT 6 + ANT 5 CDD MODE (FCC)**

<b>Test Engineer:</b>	44352
<b>Test Date:</b>	8/31/2020

**Antenna Gain and Limit**

Channel	Frequency (MHz)	Directional Gain For Power (dBi)	Directional Gain For PSD (dBi)	Power Limit (dBm)	PSD Limit (dBm/500KHz)
Low	5745	-3.89	-0.91	30.00	30.00
Mid	5785	-3.89	-0.91	30.00	30.00
High	5825	-3.89	-0.91	30.00	30.00

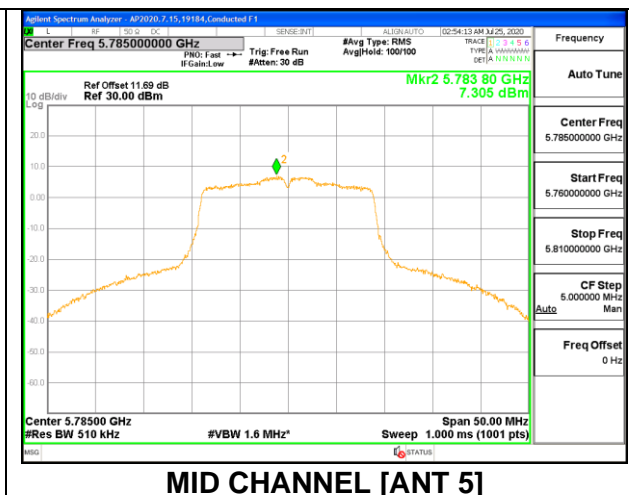
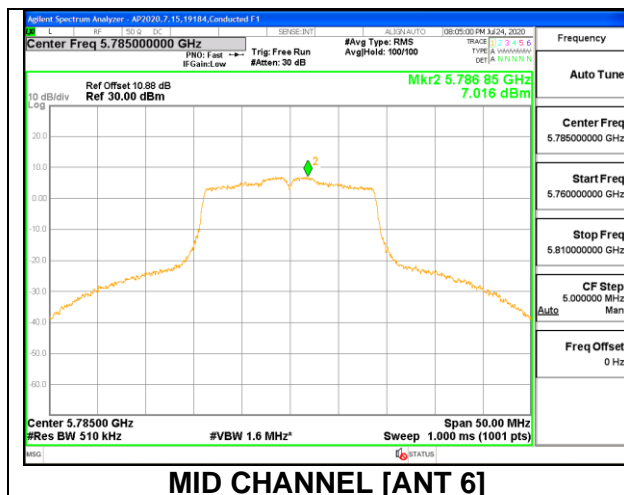
<b>Duty Cycle CF (dB)</b>	0.10	Included in Calculations of Corr'd PSD
---------------------------	------	--

**Output Power Results**

Channel	Frequency (MHz)	ANT 6 Meas Power (dBm)	ANT 5 Meas Power (dBm)	Total Corr'd Power (dBm)	Power Limit (dBm)	Power Margin (dB)
Low	5745	21.08	21.27	24.19	30.00	-5.81
Mid	5785	21.15	21.41	24.29	30.00	-5.71
High	5825	21.09	21.39	24.25	30.00	-5.75

**PSD Results**

Channel	Frequency (MHz)	ANT 6 Meas PSD (dBm/500KHz)	ANT 5 Meas PSD (dBm/500KHz)	Total Corr'd PSD (dBm/500KHz)	PSD Limit (dBm/500KHz)	PSD Margin (dB)
Low	5745	7.339	6.696	10.140	30.00	-19.860
Mid	5785	7.016	7.305	10.273	30.00	-19.727
High	5825	7.118	7.230	10.285	30.00	-19.715



**9.4.20. 802.11n HT40 MODE IN THE 5.8 GHz BAND**

**1TX ANT 6 MODE (FCC)**

Test Engineer:	44352
Test Date:	8/31/2020

**Antenna Gain and Limit**

Channel	Frequency (MHz)	Directional Gain (dBi)	Power Limit (dBm)	PSD Limit (dBm/500KHz)
Low	5755	-4.70	30.00	30.00
High	5795	-4.70	30.00	30.00

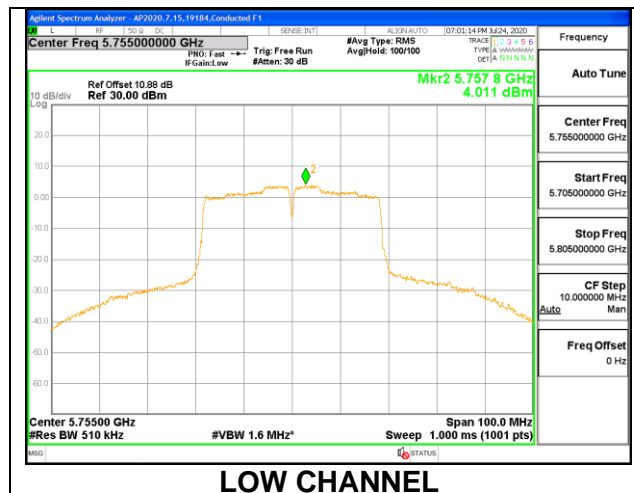
Duty Cycle CF (dB)	0.10	Included in Calculations of Corr'd PSD
--------------------	------	--

**Output Power Results**

Channel	Frequency (MHz)	ANT 6 Meas Power (dBm)	Total Corr'd Power (dBm)	Power Limit (dBm)	Power Margin (dB)
Low	5755	21.08	21.08	30.00	-8.92
High	5795	21.13	21.13	30.00	-8.87

**PSD Results**

Channel	Frequency (MHz)	ANT 6 Meas PSD (dBm/500KHz)	Total Corr'd PSD (dBm/500KHz)	PSD Limit (dBm/500KHz)	PSD Margin (dB)
Low	5755	4.011	4.111	30.00	-25.89
High	5795	4.180	4.280	30.00	-25.72



**1TX ANT 5 MODE (FCC)**

<b>Test Engineer:</b>	44352
<b>Test Date:</b>	8/31/2020

**Antenna Gain and Limit**

Channel	Frequency (MHz)	Directional Gain (dBi)	Power Limit (dBm)	PSD Limit (dBm/500KHz)
Low	5755	-3.20	30.00	30.00
High	5795	-3.20	30.00	30.00

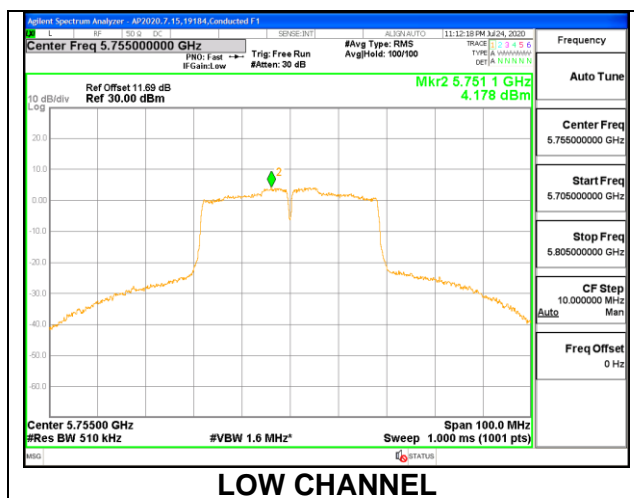
<b>Duty Cycle CF (dB)</b>	0.10	<b>Included in Calculations of Corr'd PSD</b>
---------------------------	------	---

**Output Power Results**

Channel	Frequency (MHz)	ANT 5 Meas Power (dBm)	Total Corr'd Power (dBm)	Power Limit (dBm)	Power Margin (dB)
Low	5755	21.37	21.37	30.00	-8.63
High	5795	21.49	21.49	30.00	-8.51

**PSD Results**

Channel	Frequency (MHz)	ANT 5 Meas PSD (dBm/500KHz)	Total Corr'd PSD (dBm/500KHz)	PSD Limit (dBm/500KHz)	PSD Margin (dB)
Low	5755	4.178	4.278	30.00	-25.72
High	5795	4.308	4.408	30.00	-25.59



**2TX ANT 6 + ANT 5 CDD MODE (FCC)**

<b>Test Engineer:</b>	44352
<b>Test Date:</b>	8/31/2020

**Antenna Gain and Limit**

Channel	Frequency (MHz)	Directional Gain For Power (dBi)	Directional Gain For PSD (dBi)	Power Limit (dBm)	PSD Limit (dBm/500KHz)
Low	5755	-3.89	-0.91	30.00	30.00
High	5795	-3.89	-0.91	30.00	30.00

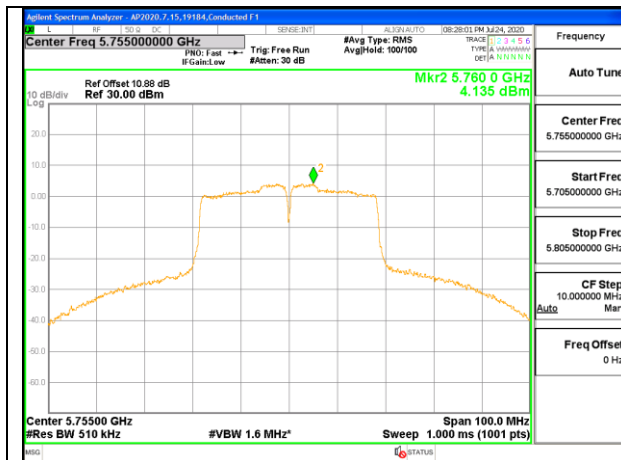
<b>Duty Cycle CF (dB)</b>	0.18	<b>Included in Calculations of Corr'd PSD</b>
---------------------------	------	---

**Output Power Results**

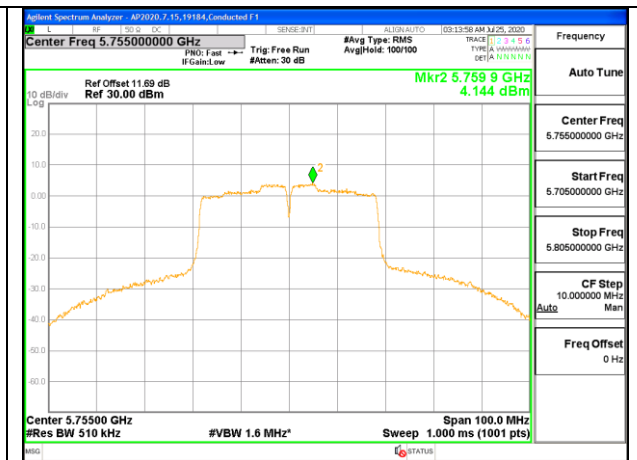
Channel	Frequency (MHz)	ANT 6 Meas Power (dBm)	ANT 5 Meas Power (dBm)	Total Corr'd Power (dBm)	Power Limit (dBm)	Power Margin (dB)
Low	5755	21.08	21.28	24.19	30.00	-5.81
High	5795	21.12	21.39	24.27	30.00	-5.73

**PSD Results**

Channel	Frequency (MHz)	ANT 6 Meas PSD (dBm/500KHz)	ANT 5 Meas PSD (dBm/500KHz)	Total Corr'd PSD (dBm/500KHz)	PSD Limit (dBm/500KHz)	PSD Margin (dB)
Low	5745	4.135	4.144	7.330	30.00	-22.670
High	5825	4.251	4.255	7.443	30.00	-22.557



**LOW CHANNEL [ANT 6]**



**LOW CHANNEL [ANT 5]**



**9.4.21. 802.11ac VHT80 MODE IN THE 5.8 GHz BAND**

**1TX ANT 6 MODE (FCC)**

Test Engineer:	44352
Test Date:	8/31/2020

**Antenna Gain and Limit**

Channel	Frequency (MHz)	Directional Gain (dBi)	Power Limit (dBm)	PSD Limit (dBm/500KHz)
Mid	5775	-4.70	30.00	30.00

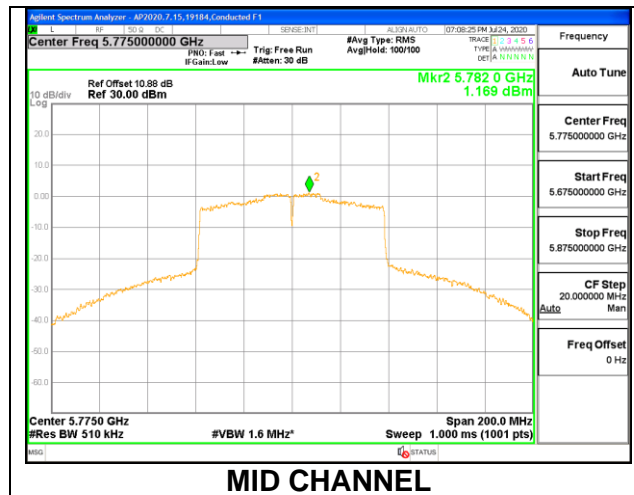
Duty Cycle CF (dB)	0.20	Included in Calculations of Corr'd PSD
--------------------	------	--

**Output Power Results**

Channel	Frequency (MHz)	ANT 6 Meas Power (dBm)	Total Corr'd Power (dBm)	Power Limit (dBm)	Power Margin (dB)
Mid	5775	21.11	21.11	30.00	-8.89

**PSD Results**

Channel	Frequency (MHz)	ANT 6 Meas PSD (dBm/500KHz)	Total Corr'd PSD (dBm/500KHz)	PSD Limit (dBm/500KHz)	PSD Margin (dB)
Mid	5775	1.169	1.369	30.00	-28.63



**1TX ANT 5 MODE (FCC)**

<b>Test Engineer:</b>	44352
<b>Test Date:</b>	8/31/2020

**Antenna Gain and Limit**

Channel	Frequency (MHz)	Directional Gain (dBi)	Power Limit (dBm)	PSD Limit (dBm/500KHz)
Mid	5775	-3.20	30.00	30.00

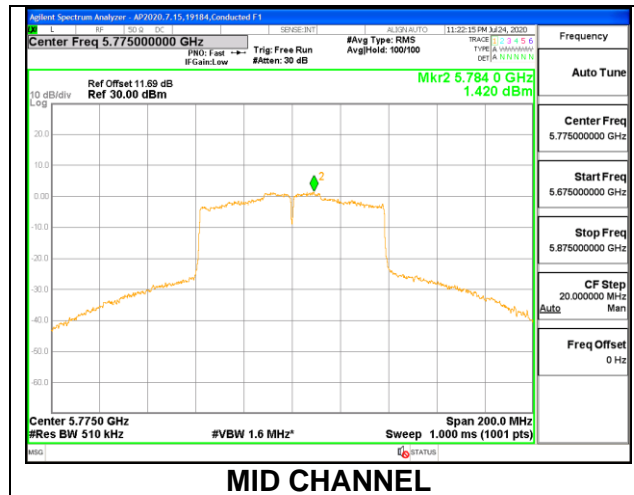
<b>Duty Cycle CF (dB)</b>	0.20	<b>Included in Calculations of Corr'd PSD</b>
---------------------------	------	---

**Output Power Results**

Channel	Frequency (MHz)	ANT 5 Meas Power (dBm)	Total Corr'd Power (dBm)	Power Limit (dBm)	Power Margin (dB)
Mid	5775	21.45	21.45	30.00	-8.55

**PSD Results**

Channel	Frequency (MHz)	ANT 5 Meas PSD (dBm/500KHz)	Total Corr'd PSD (dBm/500KHz)	PSD Limit (dBm/500KHz)	PSD Margin (dB)
Mid	5775	1.420	1.620	30.00	-28.38



**2TX ANT 6 + ANT 5 CDD MODE (FCC)**

<b>Test Engineer:</b>	44352
<b>Test Date:</b>	8/31/2020

**Antenna Gain and Limit**

Channel	Frequency (MHz)	Directional Gain For Power (dBi)	Directional Gain For PSD (dBi)	Power Limit (dBm)	PSD Limit (dBm/500KHz)
Mid	5775	-3.89	-0.91	30.00	30.00

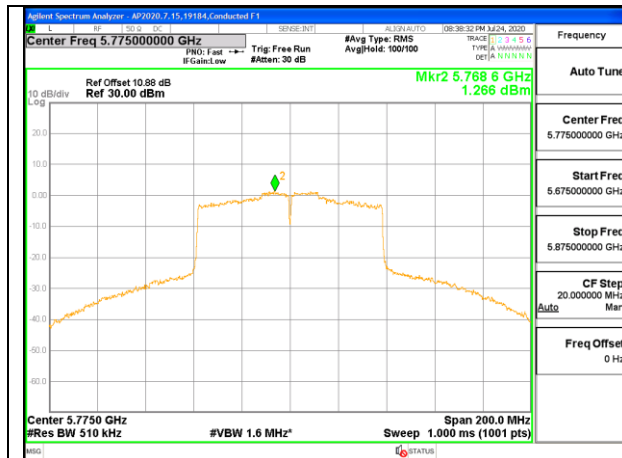
<b>Duty Cycle CF (dB)</b>	0.36	<b>Included in Calculations of Corr'd PSD</b>
---------------------------	------	---

**Output Power Results**

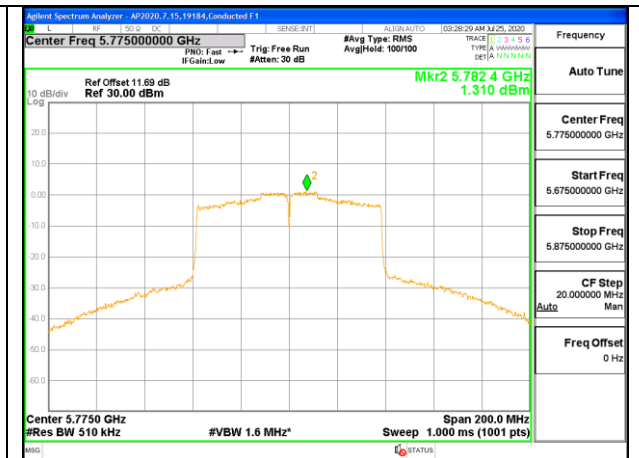
Channel	Frequency (MHz)	ANT 6 Meas Power (dBm)	ANT 5 Meas Power (dBm)	Total Corr'd Power (dBm)	Power Limit (dBm)	Power Margin (dB)
Mid	5775	20.33	20.39	23.37	30.00	-6.63

**PSD Results**

Channel	Frequency (MHz)	ANT 6 Meas PSD (dBm/500KHz)	ANT 5 Meas PSD (dBm/500KHz)	Total Corr'd PSD (dBm/500KHz)	PSD Limit (dBm/500KHz)	PSD Margin (dB)
Mid	5825	1.266	1.310	4.658	30.00	-25.342



**MID CHANNEL [ANT 6]**



**MID CHANNEL [ANT 5]**

**9.4.22. 802.11ax HE20 MODE IN THE 5.8 GHz BAND**

**1TX ANT 6 MODE (FCC) – 26 Tones, RU Index 0**

<b>Test Engineer:</b>	44352
<b>Test Date:</b>	8/31/2020

**Antenna Gain and Limit**

Channel	Frequency (MHz)	Directional Gain (dBi)	Power Limit (dBm)	PSD Limit (dBm/500KHz)
Low	5745	-4.70	30.00	30.00
Mid	5785	-4.70	30.00	30.00
High	5825	-4.70	30.00	30.00

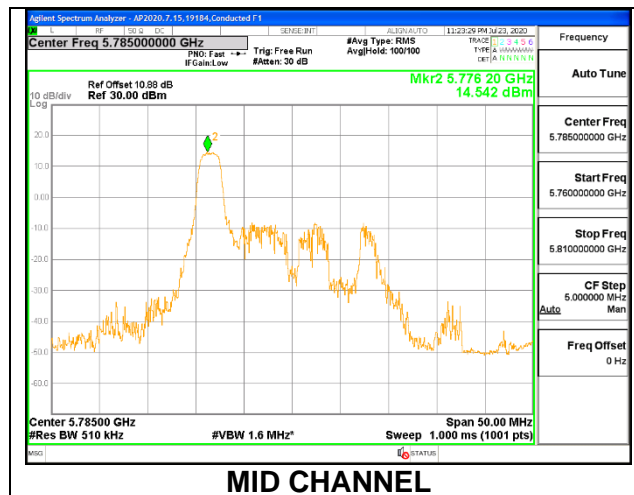
<b>Duty Cycle CF (dB)</b>	0.00	<b>Included in Calculations of Corr'd PSD</b>
---------------------------	------	---

**Output Power Results**

Channel	Frequency (MHz)	ANT 6 Meas Power (dBm)	Total Corr'd Power (dBm)	Power Limit (dBm)	Power Margin (dB)
Low	5745	21.04	21.04	30.00	-8.96
Mid	5785	21.08	21.08	30.00	-8.92
High	5825	21.06	21.06	30.00	-8.94

**PSD Results**

Channel	Frequency (MHz)	ANT 6 Meas PSD (dBm/500KHz)	Total Corr'd PSD (dBm/500KHz)	PSD Limit (dBm/500KHz)	PSD Margin (dB)
Low	5745	14.707	14.707	30.00	-15.29
Mid	5785	14.542	14.542	30.00	-15.46
High	5825	15.113	15.113	30.00	-14.89



**1TX ANT 6 MODE (FCC) – 26 Tones, RU Index 4**

<b>Test Engineer:</b>	44352
<b>Test Date:</b>	8/31/2020

**Antenna Gain and Limit**

Channel	Frequency (MHz)	Directional Gain (dBi)	Power Limit (dBm)	PSD Limit (dBm/500KHz)
Low	5745	-4.70	30.00	30.00
Mid	5785	-4.70	30.00	30.00
High	5825	-4.70	30.00	30.00

<b>Duty Cycle CF (dB)</b>	0.00	<b>Included in Calculations of Corr'd PSD</b>
---------------------------	------	---

**Output Power Results**

Channel	Frequency (MHz)	ANT 6 Meas Power (dBm)	Total Corr'd Power (dBm)	Power Limit (dBm)	Power Margin (dB)
Low	5745	21.09	21.090	30.00	-8.91
Mid	5785	21.07	21.070	30.00	-8.93
High	5825	21.03	21.030	30.00	-8.97

**PSD Results**

Channel	Frequency (MHz)	ANT 6 Meas PSD (dBm/500KHz)	Total Corr'd PSD (dBm/500KHz)	PSD Limit (dBm/500KHz)	PSD Margin (dB)
Low	5745	14.469	14.469	30.00	-15.53
Mid	5785	14.632	14.632	30.00	-15.37
High	5825	14.941	14.941	30.00	-15.06



**1TX ANT 6 MODE (FCC) – 26 Tones, RU Index 8**

<b>Test Engineer:</b>	44352
<b>Test Date:</b>	8/31/2020

**Antenna Gain and Limit**

Channel	Frequency (MHz)	Directional Gain (dBi)	Power Limit (dBm)	PSD Limit (dBm/500KHz)
Low	5745	-4.70	30.00	30.00
Mid	5785	-4.70	30.00	30.00
High	5825	-4.70	30.00	30.00

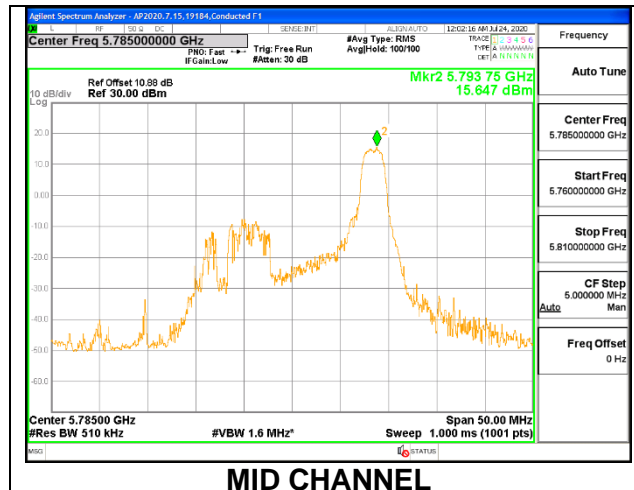
<b>Duty Cycle CF (dB)</b>	0.00	<b>Included in Calculations of Corr'd PSD</b>
---------------------------	------	---

**Output Power Results**

Channel	Frequency (MHz)	ANT 6 Meas Power (dBm)	Total Corr'd Power (dBm)	Power Limit (dBm)	Power Margin (dB)
Low	5745	21.09	21.090	30.00	-8.91
Mid	5785	21.09	21.090	30.00	-8.91
High	5825	21.03	21.030	30.00	-8.97

**PSD Results**

Channel	Frequency (MHz)	ANT 6 Meas PSD (dBm/500KHz)	Total Corr'd PSD (dBm/500KHz)	PSD Limit (dBm/500KHz)	PSD Margin (dB)
Low	5745	14.912	14.912	30.00	-15.09
Mid	5785	15.647	15.647	30.00	-14.35
High	5825	15.137	15.137	30.00	-14.86



**1TX ANT 6 MODE (FCC) – 242 Tones, RU Index 61**

<b>Test Engineer:</b>	44352
<b>Test Date:</b>	8/31/2020

**Antenna Gain and Limit**

Channel	Frequency (MHz)	Directional Gain (dBi)	Power Limit (dBm)	PSD Limit (dBm/500KHz)
Low	5745	-4.70	30.00	30.00
Mid	5785	-4.70	30.00	30.00
High	5825	-4.70	30.00	30.00

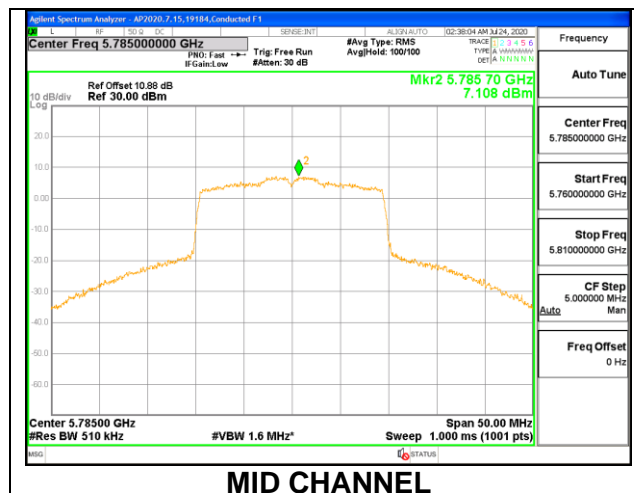
<b>Duty Cycle CF (dB)</b>	0.00	<b>Included in Calculations of Corr'd PSD</b>
---------------------------	------	---

**Output Power Results**

Channel	Frequency (MHz)	ANT 6 Meas Power (dBm)	Total Corr'd Power (dBm)	Power Limit (dBm)	Power Margin (dB)
Low	5745	21.04	21.040	30.00	-8.96
Mid	5785	21.06	21.060	30.00	-8.94
High	5825	21.05	21.050	30.00	-8.95

**PSD Results**

Channel	Frequency (MHz)	ANT 6 Meas PSD (dBm/500KHz)	Total Corr'd PSD (dBm/500KHz)	PSD Limit (dBm/500KHz)	PSD Margin (dB)
Low	5745	6.621	6.621	30.00	-23.38
Mid	5785	7.108	7.108	30.00	-22.89
High	5825	6.971	6.971	30.00	-23.03



**1TX ANT 5 MODE (FCC) – 26 Tones, RU Index 0**

<b>Test Engineer:</b>	44352
<b>Test Date:</b>	8/31/2020

**Antenna Gain and Limit**

Channel	Frequency (MHz)	Directional Gain (dBi)	Power Limit (dBm)	PSD Limit (dBm/500KHz)
Low	5745	-3.20	30.00	30.00
Mid	5785	-3.20	30.00	30.00
High	5825	-3.20	30.00	30.00

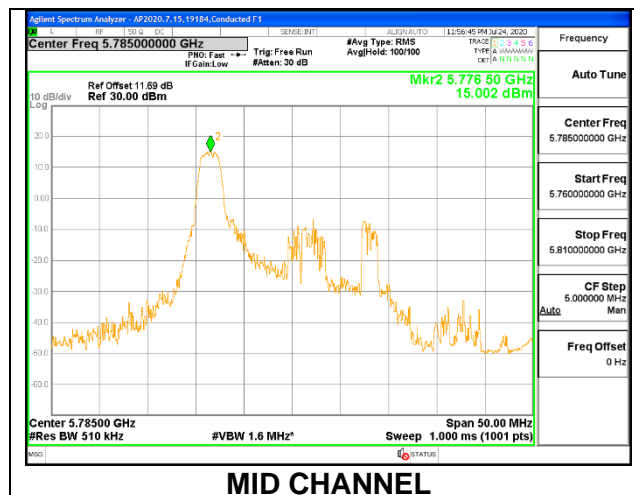
<b>Duty Cycle CF (dB)</b>	0.00	<b>Included in Calculations of Corr'd PSD</b>
---------------------------	------	---

**Output Power Results**

Channel	Frequency (MHz)	ANT 5 Meas Power (dBm)	Total Corr'd Power (dBm)	Power Limit (dBm)	Power Margin (dB)
Low	5745	21.25	21.250	30.00	-8.75
Mid	5785	21.41	21.410	30.00	-8.59
High	5825	21.38	21.380	30.00	-8.62

**PSD Results**

Channel	Frequency (MHz)	ANT 5 Meas PSD (dBm/500KHz)	Total Corr'd PSD (dBm/500KHz)	PSD Limit (dBm/500KHz)	PSD Margin (dB)
Low	5745	14.658	14.658	30.00	-15.34
Mid	5785	15.002	15.002	30.00	-15.00
High	5825	15.029	15.029	30.00	-14.97





**1TX ANT 5 MODE (FCC) – 26 Tones, RU Index 4**

<b>Test Engineer:</b>	44352
<b>Test Date:</b>	8/31/2020

**Antenna Gain and Limit**

Channel	Frequency (MHz)	Directional Gain (dBi)	Power Limit (dBm)	PSD Limit (dBm/500KHz)
Low	5745	-3.20	30.00	30.00
Mid	5785	-3.20	30.00	30.00
High	5825	-3.20	30.00	30.00

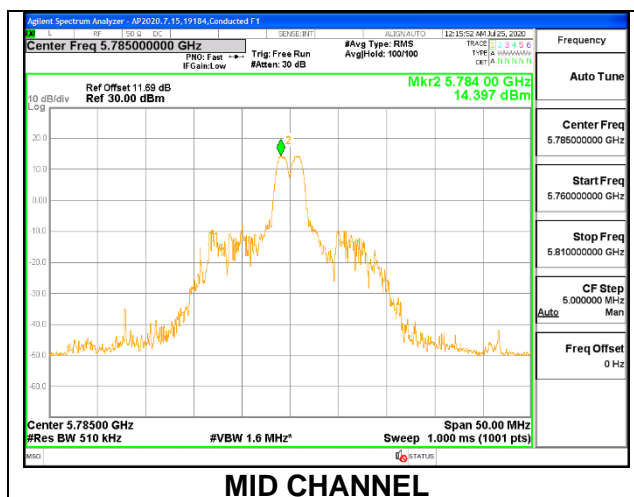
<b>Duty Cycle CF (dB)</b>	0.00	<b>Included in Calculations of Corr'd PSD</b>
---------------------------	------	---

**Output Power Results**

Channel	Frequency (MHz)	ANT 5 Meas Power (dBm)	Total Corr'd Power (dBm)	Power Limit (dBm)	Power Margin (dB)
Low	5745	21.38	21.380	30.00	-8.62
Mid	5785	21.34	21.340	30.00	-8.66
High	5825	21.37	21.370	30.00	-8.63

**PSD Results**

Channel	Frequency (MHz)	ANT 5 Meas PSD (dBm/500KHz)	Total Corr'd PSD (dBm/500KHz)	PSD Limit (dBm/500KHz)	PSD Margin (dB)
Low	5745	14.469	14.469	30.00	-15.53
Mid	5785	14.397	14.397	30.00	-15.60
High	5825	14.465	14.465	30.00	-15.54



**1TX ANT 5 MODE (FCC) – 26 Tones, RU Index 8**

<b>Test Engineer:</b>	44352
<b>Test Date:</b>	8/31/2020

**Antenna Gain and Limit**

Channel	Frequency (MHz)	Directional Gain (dBi)	Power Limit (dBm)	PSD Limit (dBm/500KHz)
Low	5745	-3.20	30.00	30.00
Mid	5785	-3.20	30.00	30.00
High	5825	-3.20	30.00	30.00

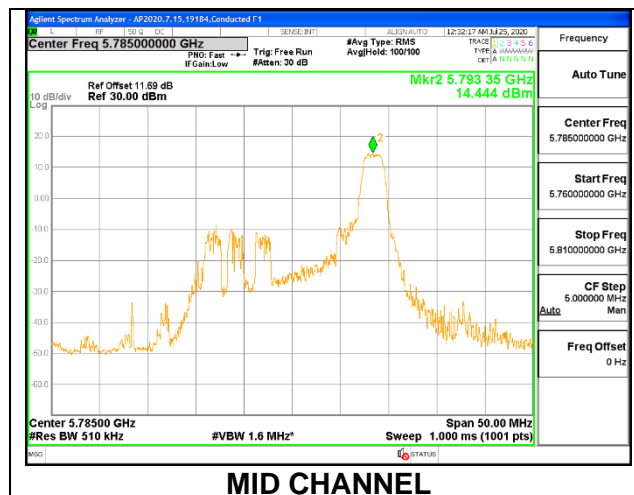
<b>Duty Cycle CF (dB)</b>	0.00	<b>Included in Calculations of Corr'd PSD</b>
---------------------------	------	---

**Output Power Results**

Channel	Frequency (MHz)	ANT 5 Meas Power (dBm)	Total Corr'd Power (dBm)	Power Limit (dBm)	Power Margin (dB)
Low	5745	21.26	21.260	30.00	-8.74
Mid	5785	21.31	21.310	30.00	-8.69
High	5825	21.47	21.470	30.00	-8.53

**PSD Results**

Channel	Frequency (MHz)	ANT 5 Meas PSD (dBm/500KHz)	Total Corr'd PSD (dBm/500KHz)	PSD Limit (dBm/500KHz)	PSD Margin (dB)
Low	5745	14.435	14.435	30.00	-15.57
Mid	5785	14.444	14.444	30.00	-15.56
High	5825	14.841	14.841	30.00	-15.16



**1TX ANT 5 MODE (FCC) – 242 Tones, RU Index 61**

<b>Test Engineer:</b>	44352
<b>Test Date:</b>	8/31/2020

**Antenna Gain and Limit**

Channel	Frequency (MHz)	Directional Gain (dBi)	Power Limit (dBm)	PSD Limit (dBm/500KHz)
Low	5745	-3.20	30.00	30.00
Mid	5785	-3.20	30.00	30.00
High	5825	-3.20	30.00	30.00

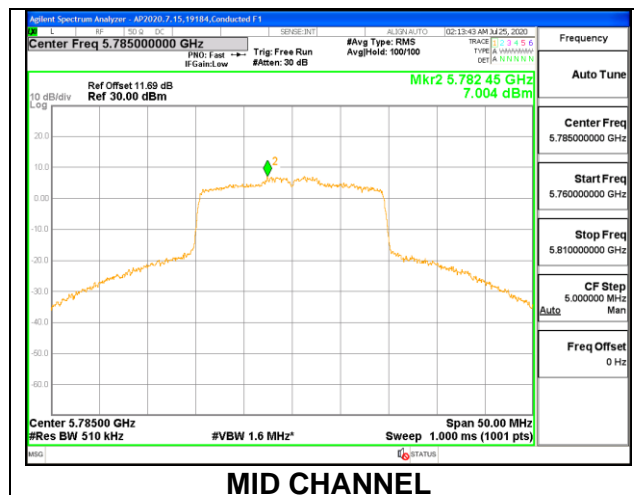
<b>Duty Cycle CF (dB)</b>	0.00	<b>Included in Calculations of Corr'd PSD</b>
---------------------------	------	---

**Output Power Results**

Channel	Frequency (MHz)	ANT 5 Meas Power (dBm)	Total Corr'd Power (dBm)	Power Limit (dBm)	Power Margin (dB)
Low	5745	21.27	21.270	30.00	-8.73
Mid	5785	21.39	21.390	30.00	-8.61
High	5825	21.41	21.410	30.00	-8.59

**PSD Results**

Channel	Frequency (MHz)	ANT 5 Meas PSD (dBm/500KHz)	Total Corr'd PSD (dBm/500KHz)	PSD Limit (dBm/500KHz)	PSD Margin (dB)
Low	5745	6.406	6.406	30.00	-23.59
Mid	5785	7.004	7.004	30.00	-23.00
High	5825	7.221	7.221	30.00	-22.78



**2TX ANT 6 + ANT 5 CDD MODE (FCC) – 26 Tones, RU Index 0**

<b>Test Engineer:</b>	44352
<b>Test Date:</b>	8/31/2020

**Antenna Gain and Limit**

Channel	Frequency (MHz)	Directional Gain For Power (dBi)	Directional Gain For PSD (dBi)	Power Limit (dBm)	PSD Limit (dBm/500KHz)
Low	5745	-3.89	-0.91	30.00	30.00
Mid	5785	-3.89	-0.91	30.00	30.00
High	5825	-3.89	-0.91	30.00	30.00

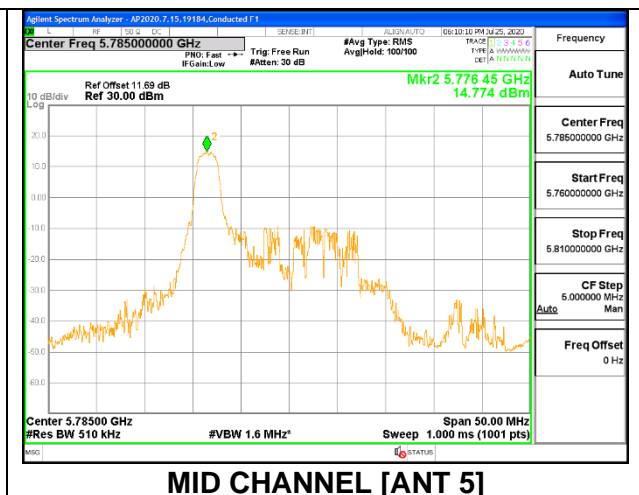
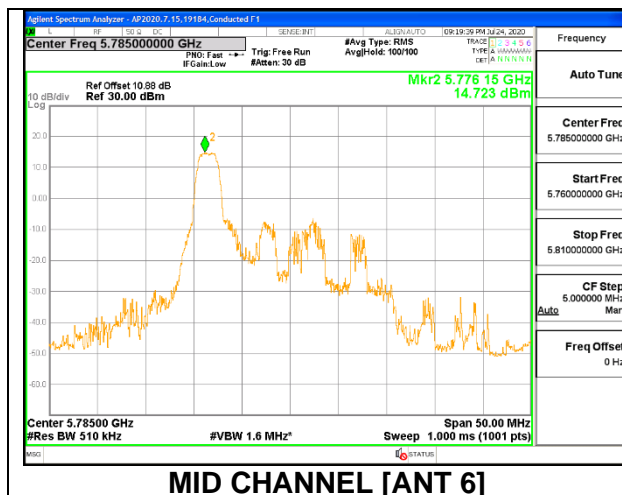
<b>Duty Cycle CF (dB)</b>	0.00	Included in Calculations of Corr'd PSD
---------------------------	------	--

**Output Power Results**

Channel	Frequency (MHz)	ANT 6 Meas Power (dBm)	ANT 5 Meas Power (dBm)	Total Corr'd Power (dBm)	Power Limit (dBm)	Power Margin (dB)
Low	5745	21.09	21.14	24.13	30.00	-5.87
Mid	5785	21.13	21.39	24.27	30.00	-5.73
High	5825	21.09	21.27	24.19	30.00	-5.81

**PSD Results**

Channel	Frequency (MHz)	ANT 6 Meas PSD (dBm/500KHz)	ANT 5 Meas PSD (dBm/500KHz)	Total Corr'd PSD (dBm/500KHz)	PSD Limit (dBm/500KHz)	PSD Margin (dB)
Low	5745	14.773	14.531	17.664	30.00	-12.336
Mid	5785	14.723	14.774	17.759	30.00	-12.241
High	5825	15.007	14.954	17.991	30.00	-12.009



**2TX ANT 6 + ANT 5 CDD MODE (FCC) – 26 Tones, RU Index 4**

<b>Test Engineer:</b>	44352
<b>Test Date:</b>	8/31/2020

**Antenna Gain and Limit**

Channel	Frequency (MHz)	Directional Gain For Power (dBi)	Directional Gain For PSD (dBi)	Power Limit (dBm)	PSD Limit (dBm/500KHz)
Low	5745	-3.89	-0.91	30.00	30.00
Mid	5785	-3.89	-0.91	30.00	30.00
High	5825	-3.89	-0.91	30.00	30.00

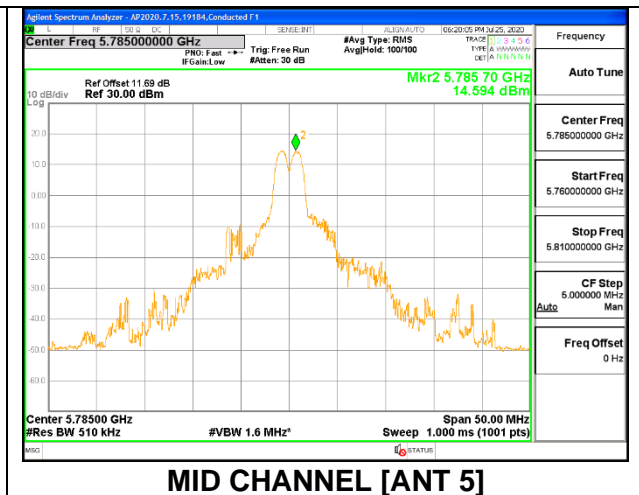
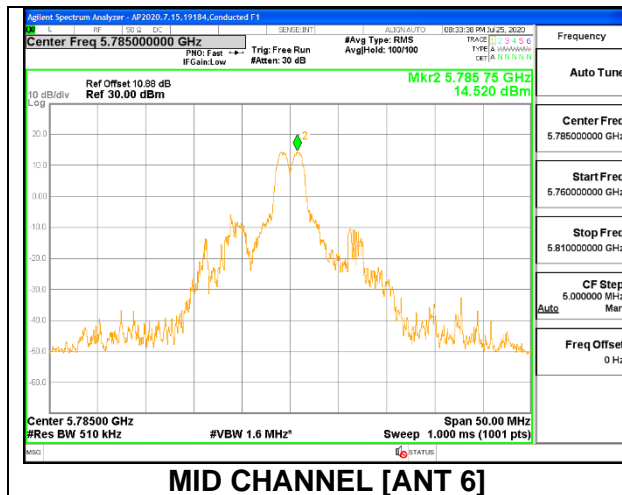
<b>Duty Cycle CF (dB)</b>	0.00	<b>Included in Calculations of Corr'd PSD</b>
---------------------------	------	---

**Output Power Results**

Channel	Frequency (MHz)	ANT 6 Meas Power (dBm)	ANT 5 Meas Power (dBm)	Total Corr'd Power (dBm)	Power Limit (dBm)	Power Margin (dB)
Low	5745	21.11	21.35	24.24	30.00	-5.76
Mid	5785	21.13	21.47	24.31	30.00	-5.69
High	5825	21.09	21.38	24.25	30.00	-5.75

**PSD Results**

Channel	Frequency (MHz)	ANT 6 Meas PSD (dBm/500KHz)	ANT 5 Meas PSD (dBm/500KHz)	Total Corr'd PSD (dBm/500KHz)	PSD Limit (dBm/500KHz)	PSD Margin (dB)
Low	5745	14.311	14.537	17.436	30.00	-12.564
Mid	5785	14.520	14.594	17.567	30.00	-12.433
High	5825	14.626	14.703	17.675	30.00	-12.325



**2TX ANT 6 + ANT 5 CDD MODE (FCC) – 26 Tones, RU Index 8**

<b>Test Engineer:</b>	44352
<b>Test Date:</b>	8/31/2020

**Antenna Gain and Limit**

Channel	Frequency (MHz)	Directional Gain For Power (dBi)	Directional Gain For PSD (dBi)	Power Limit (dBm)	PSD Limit (dBm/500KHz)
Low	5745	-3.89	-0.91	30.00	30.00
Mid	5785	-3.89	-0.91	30.00	30.00
High	5825	-3.89	-0.91	30.00	30.00

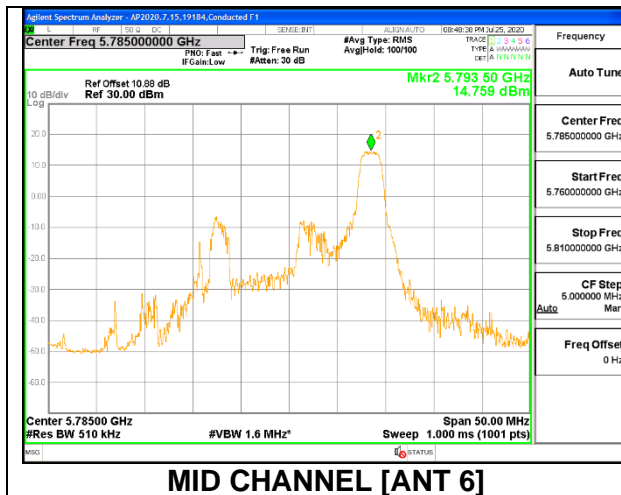
<b>Duty Cycle CF (dB)</b>	0.00	<b>Included in Calculations of Corr'd PSD</b>
---------------------------	------	---

**Output Power Results**

Channel	Frequency (MHz)	ANT 6 Meas Power (dBm)	ANT 5 Meas Power (dBm)	Total Corr'd Power (dBm)	Power Limit (dBm)	Power Margin (dB)
Low	5745	21.11	21.32	24.23	30.00	-5.77
Mid	5785	21.15	21.30	24.24	30.00	-5.76
High	5825	21.09	21.35	24.23	30.00	-5.77

**PSD Results**

Channel	Frequency (MHz)	ANT 6 Meas PSD (dBm/500KHz)	ANT 5 Meas PSD (dBm/500KHz)	Total Corr'd PSD (dBm/500KHz)	PSD Limit (dBm/500KHz)	PSD Margin (dB)
Low	5745	14.815	14.937	17.887	30.00	-12.113
Mid	5785	14.759	14.783	17.781	30.00	-12.219
High	5825	15.180	14.801	18.005	30.00	-11.995



**2TX ANT 6 + ANT 5 CDD MODE (FCC) – 242 Tones, RU Index 61**

<b>Test Engineer:</b>	44352
<b>Test Date:</b>	8/31/2020

**Antenna Gain and Limit**

Channel	Frequency (MHz)	Directional Gain For Power (dBi)	Directional Gain For PSD (dBi)	Power Limit (dBm)	PSD Limit (dBm/500KHz)
Low	5745	-3.89	-0.91	30.00	30.00
Mid	5785	-3.89	-0.91	30.00	30.00
High	5825	-3.89	-0.91	30.00	30.00

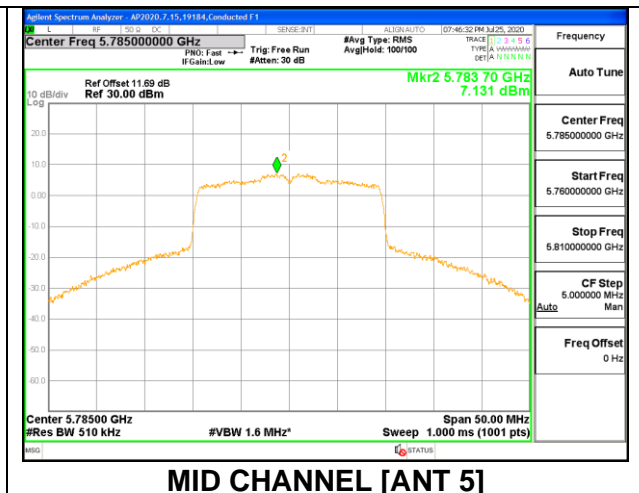
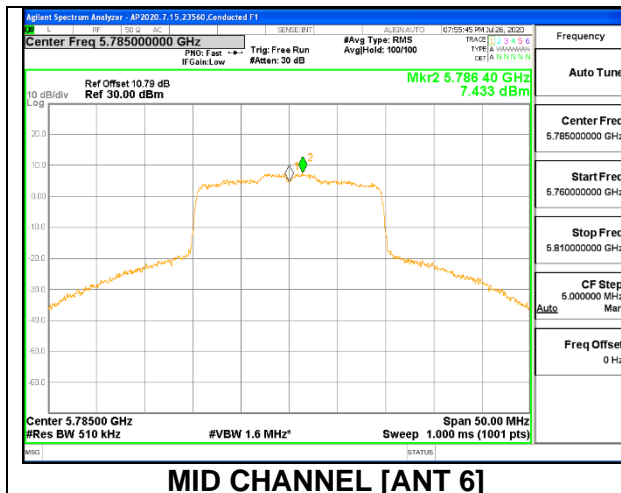
<b>Duty Cycle CF (dB)</b>	0.00	<b>Included in Calculations of Corr'd PSD</b>
---------------------------	------	---

**Output Power Results**

Channel	Frequency (MHz)	ANT 6 Meas Power (dBm)	ANT 5 Meas Power (dBm)	Total Corr'd Power (dBm)	Power Limit (dBm)	Power Margin (dB)
Low	5745	21.04	21.27	24.17	30.00	-5.83
Mid	5785	21.12	21.37	24.26	30.00	-5.74
High	5825	21.11	21.29	24.21	30.00	-5.79

**PSD Results**

Channel	Frequency (MHz)	ANT 6 Meas PSD (dBm/500KHz)	ANT 5 Meas PSD (dBm/500KHz)	Total Corr'd PSD (dBm/500KHz)	PSD Limit (dBm/500KHz)	PSD Margin (dB)
Low	5745	7.347	7.064	10.218	30.00	-19.782
Mid	5785	7.433	7.131	10.295	30.00	-19.705
High	5825	7.250	7.335	10.303	30.00	-19.697



### 9.4.23. 802.11ax HE40 MODE IN THE 5.8 GHz BAND

#### 1TX ANT 6 MODE (FCC) – 26 Tones, RU Index 0

Test Engineer:	12492
Test Date:	9/3/2020

#### Antenna Gain and Limit

Channel	Frequency (MHz)	Directional Gain (dBi)	Power Limit (dBm)	PSD Limit (dBm/500KHz)
Low	5755	-4.70	30.00	30.00
High	5795	-4.70	30.00	30.00

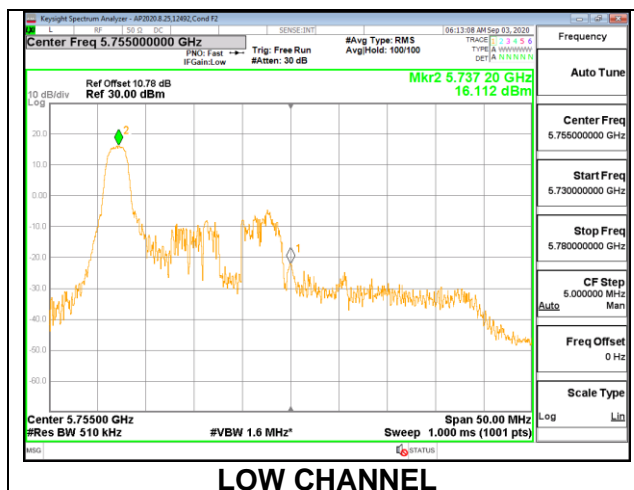
Duty Cycle CF (dB)	0.00	Included in Calculations of Corr'd PSD
--------------------	------	--

#### Output Power Results

Channel	Frequency (MHz)	ANT 6 Meas Power (dBm)	Total Corr'd Power (dBm)	Power Limit (dBm)	Power Margin (dB)
Low	5755	21.18	21.18	30.00	-8.82
High	5795	21.11	21.11	30.00	-8.89

#### PSD Results

Channel	Frequency (MHz)	ANT 6 Meas PSD (dBm/500KHz)	Total Corr'd PSD (dBm/500KHz)	PSD Limit (dBm/500KHz)	PSD Margin (dB)
Low	5755	16.112	16.112	30.00	-13.89
High	5795	16.012	16.012	30.00	-13.99





**1TX ANT 6 MODE (FCC) – 26 Tones, RU Index 8**

<b>Test Engineer:</b>	12492
<b>Test Date:</b>	9/3/2020

**Antenna Gain and Limit**

Channel	Frequency (MHz)	Directional Gain (dBi)	Power Limit (dBm)	PSD Limit (dBm/500KHz)
Low	5755	-4.70	30.00	30.00
High	5795	-4.70	30.00	30.00

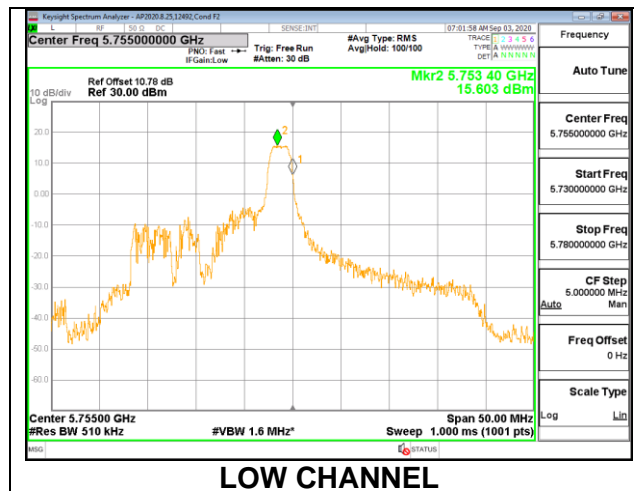
<b>Duty Cycle CF (dB)</b>	0.00	<b>Included in Calculations of Corr'd PSD</b>
---------------------------	------	---

**Output Power Results**

Channel	Frequency (MHz)	ANT 6 Meas Power (dBm)	Total Corr'd Power (dBm)	Power Limit (dBm)	Power Margin (dB)
Low	5755	21.10	21.10	30.00	-8.90
High	5795	21.20	21.20	30.00	-8.80

**PSD Results**

Channel	Frequency (MHz)	ANT 6 Meas PSD (dBm/500KHz)	Total Corr'd PSD (dBm/500KHz)	PSD Limit (dBm/500KHz)	PSD Margin (dB)
Low	5755	15.603	15.603	30.00	-14.40
High	5795	16.152	16.152	30.00	-13.85



**1TX ANT 6 MODE (FCC) – 26 Tones, RU Index 17**

<b>Test Engineer:</b>	12492
<b>Test Date:</b>	9/3/2020

**Antenna Gain and Limit**

Channel	Frequency (MHz)	Directional Gain (dBi)	Power Limit (dBm)	PSD Limit (dBm/500KHz)
Low	5755	-4.70	30.00	30.00
High	5795	-4.70	30.00	30.00

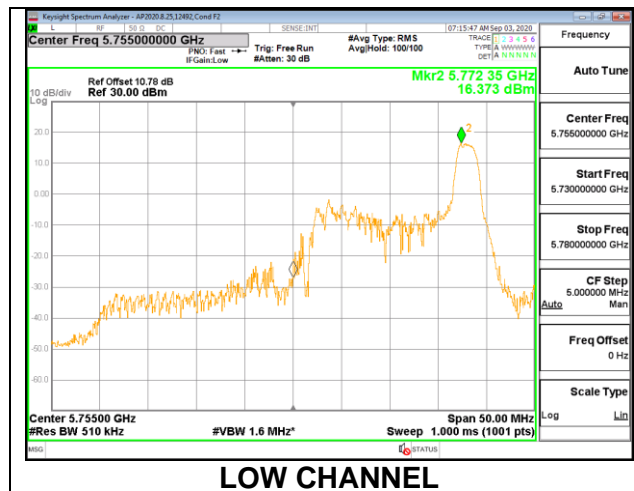
<b>Duty Cycle CF (dB)</b>	0.00	<b>Included in Calculations of Corr'd PSD</b>
---------------------------	------	---

**Output Power Results**

Channel	Frequency (MHz)	ANT 6 Meas Power (dBm)	Total Corr'd Power (dBm)	Power Limit (dBm)	Power Margin (dB)
Low	5755	21.14	21.14	30.00	-8.86
High	5795	21.21	21.21	30.00	-8.79

**PSD Results**

Channel	Frequency (MHz)	ANT 6 Meas PSD (dBm/500KHz)	Total Corr'd PSD (dBm/500KHz)	PSD Limit (dBm/500KHz)	PSD Margin (dB)
Low	5755	16.373	16.373	30.00	-13.63
High	5795	16.660	16.660	30.00	-13.34



**1TX ANT 6 MODE (FCC) – 484 Tones, RU Index 65**

<b>Test Engineer:</b>	12492
<b>Test Date:</b>	9/3/2020

**Antenna Gain and Limit**

Channel	Frequency (MHz)	Directional Gain (dBi)	Power Limit (dBm)	PSD Limit (dBm/500KHz)
Low	5755	-4.70	30.00	30.00
High	5795	-4.70	30.00	30.00

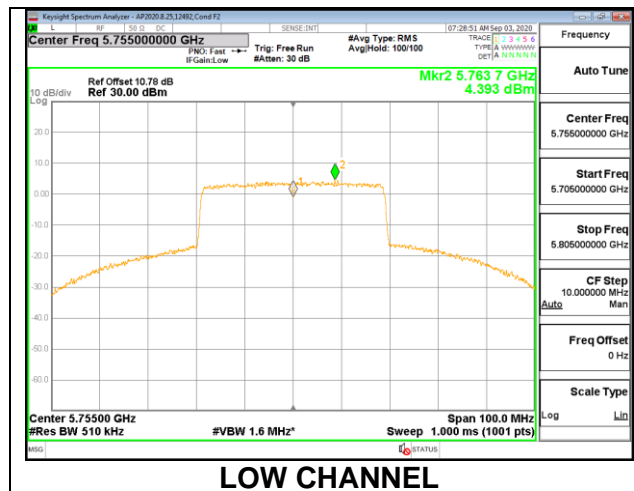
<b>Duty Cycle CF (dB)</b>	0.00	<b>Included in Calculations of Corr'd PSD</b>
---------------------------	------	---

**Output Power Results**

Channel	Frequency (MHz)	ANT 6 Meas Power (dBm)	Total Corr'd Power (dBm)	Power Limit (dBm)	Power Margin (dB)
Low	5755	21.13	21.13	30.00	-8.87
High	5795	21.07	21.07	30.00	-8.93

**PSD Results**

Channel	Frequency (MHz)	ANT 6 Meas PSD (dBm/500KHz)	Total Corr'd PSD (dBm/500KHz)	PSD Limit (dBm/500KHz)	PSD Margin (dB)
Low	5755	4.393	4.393	30.00	-25.61
High	5795	4.138	4.138	30.00	-25.86



**1TX ANT 5 MODE (FCC) – 26 Tones, RU Index 0**

<b>Test Engineer:</b>	12492
<b>Test Date:</b>	9/3/2020

**Antenna Gain and Limit**

Channel	Frequency (MHz)	Directional Gain (dBi)	Power Limit (dBm)	PSD Limit (dBm/500KHz)
Low	5755	-3.20	30.00	30.00
High	5795	-3.20	30.00	30.00

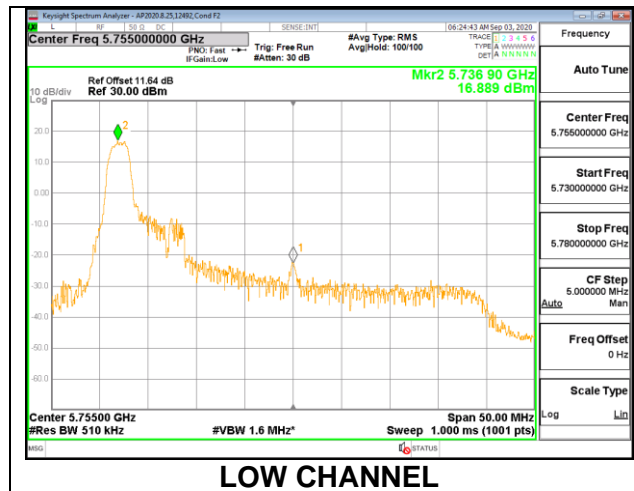
<b>Duty Cycle CF (dB)</b>	0.00	<b>Included in Calculations of Corr'd PSD</b>
---------------------------	------	---

**Output Power Results**

Channel	Frequency (MHz)	ANT 5 Meas Power (dBm)	Total Corr'd Power (dBm)	Power Limit (dBm)	Power Margin (dB)
Low	5755	21.40	21.40	30.00	-8.60
High	5795	21.33	21.33	30.00	-8.67

**PSD Results**

Channel	Frequency (MHz)	ANT 5 Meas PSD (dBm/500KHz)	Total Corr'd PSD (dBm/500KHz)	PSD Limit (dBm/500KHz)	PSD Margin (dB)
Low	5755	16.889	16.889	30.00	-13.11
High	5795	16.241	16.241	30.00	-13.76



**1TX ANT 5 MODE (FCC) – 26 Tones, RU Index 8**

<b>Test Engineer:</b>	12492
<b>Test Date:</b>	9/3/2020

**Antenna Gain and Limit**

Channel	Frequency (MHz)	Directional Gain (dBi)	Power Limit (dBm)	PSD Limit (dBm/500KHz)
Low	5755	-3.20	30.00	30.00
High	5795	-3.20	30.00	30.00

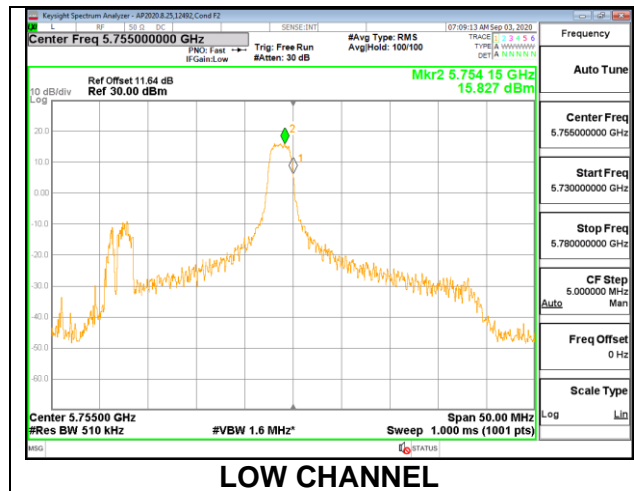
<b>Duty Cycle CF (dB)</b>	0.00	<b>Included in Calculations of Corr'd PSD</b>
---------------------------	------	---

**Output Power Results**

Channel	Frequency (MHz)	ANT 5 Meas Power (dBm)	Total Corr'd Power (dBm)	Power Limit (dBm)	Power Margin (dB)
Low	5755	21.35	21.35	30.00	-8.65
High	5795	21.45	21.45	30.00	-8.55

**PSD Results**

Channel	Frequency (MHz)	ANT 5 Meas PSD (dBm/500KHz)	Total Corr'd PSD (dBm/500KHz)	PSD Limit (dBm/500KHz)	PSD Margin (dB)
Low	5755	15.827	15.827	30.00	-14.17
High	5795	16.395	16.395	30.00	-13.61



**1TX ANT 5 MODE (FCC) – 26 Tones, RU Index 17**

<b>Test Engineer:</b>	12492
<b>Test Date:</b>	9/3/2020

**Antenna Gain and Limit**

Channel	Frequency (MHz)	Directional Gain (dBi)	Power Limit (dBm)	PSD Limit (dBm/500KHz)
Low	5755	-3.20	30.00	30.00
High	5795	-3.20	30.00	30.00

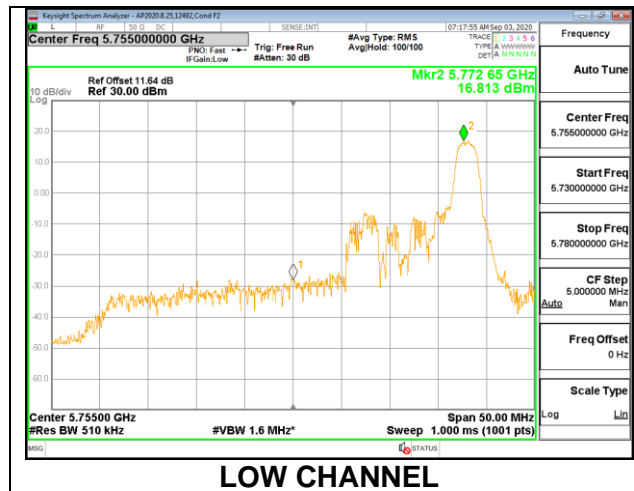
<b>Duty Cycle CF (dB)</b>	0.00	<b>Included in Calculations of Corr'd PSD</b>
---------------------------	------	---

**Output Power Results**

Channel	Frequency (MHz)	ANT 5 Meas Power (dBm)	Total Corr'd Power (dBm)	Power Limit (dBm)	Power Margin (dB)
Low	5755	21.35	21.35	30.00	-8.65
High	5795	21.41	21.41	30.00	-8.59

**PSD Results**

Channel	Frequency (MHz)	ANT 5 Meas PSD (dBm/500KHz)	Total Corr'd PSD (dBm/500KHz)	PSD Limit (dBm/500KHz)	PSD Margin (dB)
Low	5755	16.813	16.813	30.00	-13.19
High	5795	17.098	17.098	30.00	-12.90



**1TX ANT 5 MODE (FCC) – 484 Tones, RU Index 65**

<b>Test Engineer:</b>	12492
<b>Test Date:</b>	9/3/2020

**Antenna Gain and Limit**

Channel	Frequency (MHz)	Directional Gain (dBi)	Power Limit (dBm)	PSD Limit (dBm/500KHz)
Low	5755	-3.20	30.00	30.00
High	5795	-3.20	30.00	30.00

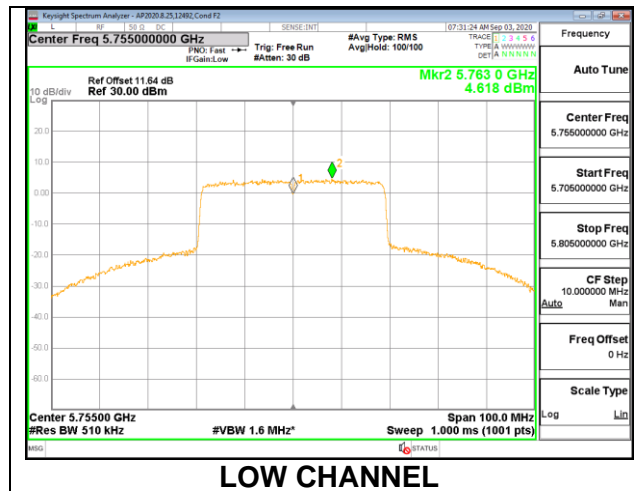
<b>Duty Cycle CF (dB)</b>	0.00	<b>Included in Calculations of Corr'd PSD</b>
---------------------------	------	---

**Output Power Results**

Channel	Frequency (MHz)	ANT 5 Meas Power (dBm)	Total Corr'd Power (dBm)	Power Limit (dBm)	Power Margin (dB)
Low	5755	21.38	21.38	30.00	-8.62
High	5795	21.41	21.41	30.00	-8.59

**PSD Results**

Channel	Frequency (MHz)	ANT 5 Meas PSD (dBm/500KHz)	Total Corr'd PSD (dBm/500KHz)	PSD Limit (dBm/500KHz)	PSD Margin (dB)
Low	5755	4.618	4.618	30.00	-25.38
High	5795	4.737	4.737	30.00	-25.26



**2TX ANT 6 + ANT 5 CDD MODE (FCC) – 26 Tones, RU Index 0**

<b>Test Engineer:</b>	12492
<b>Test Date:</b>	9/3/2020

**Antenna Gain and Limit**

Channel	Frequency (MHz)	Directional Gain For Power (dBi)	Directional Gain For PSD (dBi)	Power Limit (dBm)	PSD Limit (dBm/500KHz)
Low	5755	-3.89	-0.91	30.00	30.00
High	5795	-3.89	-0.91	30.00	30.00

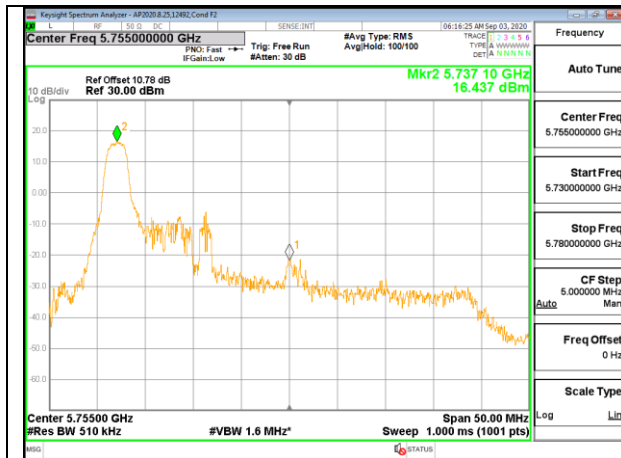
<b>Duty Cycle CF (dB)</b>	0.00	<b>Included in Calculations of Corr'd PSD</b>
---------------------------	------	---

**Output Power Results**

Channel	Frequency (MHz)	ANT 6 Meas Power (dBm)	ANT 5 Meas Power (dBm)	Total Corr'd Power (dBm)	Power Limit (dBm)	Power Margin (dB)
Low	5755	21.18	21.34	24.27	30.00	-5.73
High	5795	21.05	21.31	24.19	30.00	-5.81

**PSD Results**

Channel	Frequency (MHz)	ANT 6 Meas PSD (dBm/500KHz)	ANT 5 Meas PSD (dBm/500KHz)	Total Corr'd PSD (dBm/500KHz)	PSD Limit (dBm/500KHz)	PSD Margin (dB)
Low	5745	16.437	16.341	19.400	30.00	-10.600
High	5825	16.322	16.318	19.330	30.00	-10.670



**LOW CHANNEL [ANT 6]**



**LOW CHANNEL [ANT 5]**



**2TX ANT 6 + ANT 5 CDD MODE (FCC) – 26 Tones, RU Index 8**

<b>Test Engineer:</b>	12492
<b>Test Date:</b>	9/3/2020

**Antenna Gain and Limit**

Channel	Frequency (MHz)	Directional Gain For Power (dBi)	Directional Gain For PSD (dBi)	Power Limit (dBm)	PSD Limit (dBm/500KHz)
Low	5755	-3.89	-0.91	30.00	30.00
High	5795	-3.89	-0.91	30.00	30.00

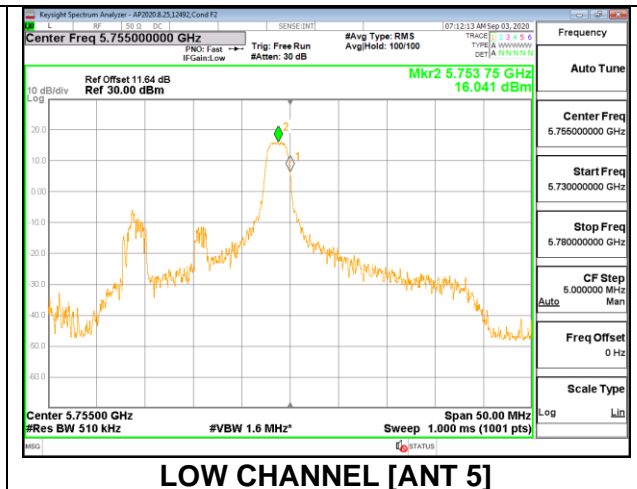
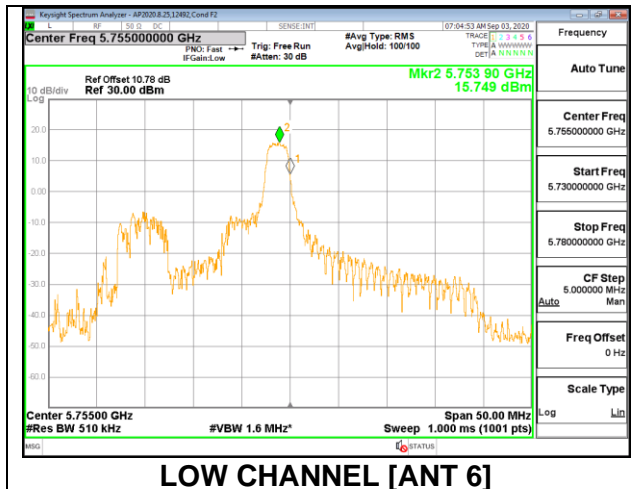
<b>Duty Cycle CF (dB)</b>	0.00	<b>Included in Calculations of Corr'd PSD</b>
---------------------------	------	---

**Output Power Results**

Channel	Frequency (MHz)	ANT 6 Meas Power (dBm)	ANT 5 Meas Power (dBm)	Total Corr'd Power (dBm)	Power Limit (dBm)	Power Margin (dB)
Low	5755	21.13	21.30	24.23	30.00	-5.77
High	5795	21.21	21.41	24.32	30.00	-5.68

**PSD Results**

Channel	Frequency (MHz)	ANT 6 Meas PSD (dBm/500KHz)	ANT 5 Meas PSD (dBm/500KHz)	Total Corr'd PSD (dBm/500KHz)	PSD Limit (dBm/500KHz)	PSD Margin (dB)
Low	5745	15.749	16.041	18.908	30.00	-11.092
High	5825	16.284	16.556	19.432	30.00	-10.568



**2TX ANT 6 + ANT 5 CDD MODE (FCC) – 26 Tones, RU Index 17**

<b>Test Engineer:</b>	12492
<b>Test Date:</b>	9/3/2020

**Antenna Gain and Limit**

Channel	Frequency (MHz)	Directional Gain For Power (dBi)	Directional Gain For PSD (dBi)	Power Limit (dBm)	PSD Limit (dBm/500KHz)
Low	5755	-3.89	-0.91	30.00	30.00
High	5795	-3.89	-0.91	30.00	30.00

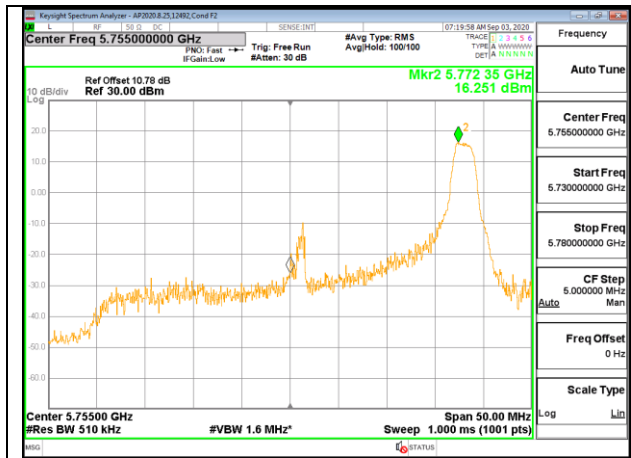
<b>Duty Cycle CF (dB)</b>	0.00	<b>Included in Calculations of Corr'd PSD</b>
---------------------------	------	---

**Output Power Results**

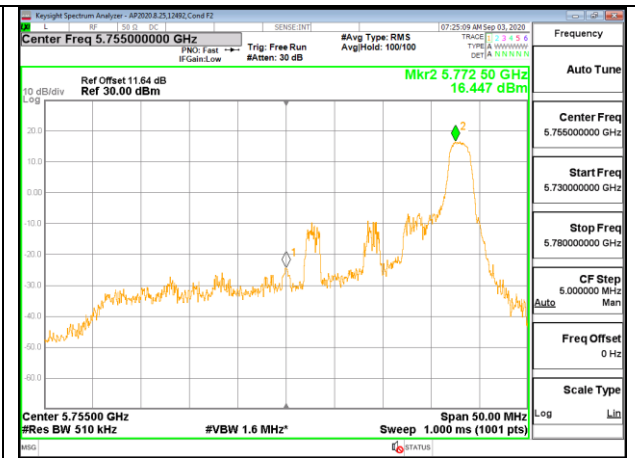
Channel	Frequency (MHz)	ANT 6 Meas Power (dBm)	ANT 5 Meas Power (dBm)	Total Corr'd Power (dBm)	Power Limit (dBm)	Power Margin (dB)
Low	5755	21.21	21.34	24.29	30.00	-5.71
High	5795	21.12	21.41	24.28	30.00	-5.72

**PSD Results**

Channel	Frequency (MHz)	ANT 6 Meas PSD (dBm/500KHz)	ANT 5 Meas PSD (dBm/500KHz)	Total Corr'd PSD (dBm/500KHz)	PSD Limit (dBm/500KHz)	PSD Margin (dB)
Low	5745	16.251	16.447	19.360	30.00	-10.640
High	5825	16.195	16.959	19.604	30.00	-10.396



**LOW CHANNEL [ANT 6]**



**LOW CHANNEL [ANT 5]**

**2TX ANT 6 + ANT 5 CDD MODE (FCC) – 484 Tones, RU Index 65**

<b>Test Engineer:</b>	12492
<b>Test Date:</b>	9/3/2020

**Antenna Gain and Limit**

Channel	Frequency (MHz)	Directional Gain For Power (dBi)	Directional Gain For PSD (dBi)	Power Limit (dBm)	PSD Limit (dBm/500KHz)
Low	5755	-3.89	-0.91	30.00	30.00
High	5795	-3.89	-0.91	30.00	30.00

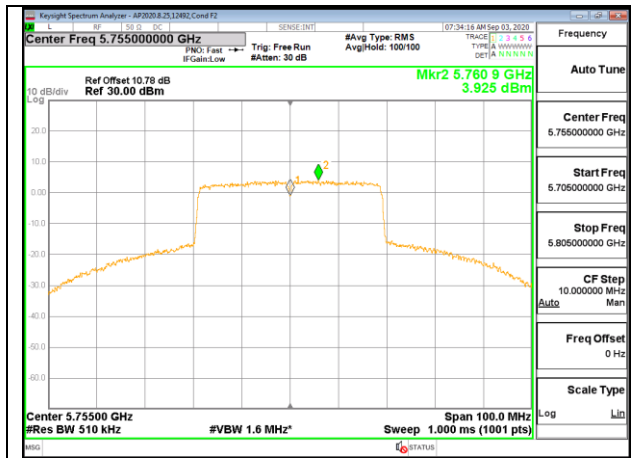
<b>Duty Cycle CF (dB)</b>	0.00	<b>Included in Calculations of Corr'd PSD</b>
---------------------------	------	---

**Output Power Results**

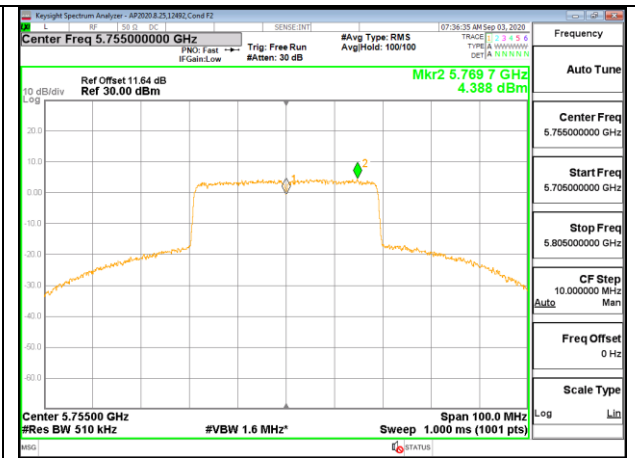
Channel	Frequency (MHz)	ANT 6 Meas Power (dBm)	ANT 5 Meas Power (dBm)	Total Corr'd Power (dBm)	Power Limit (dBm)	Power Margin (dB)
Low	5755	21.08	21.37	24.24	30.00	-5.76
High	5795	21.09	21.39	24.25	30.00	-5.75

**PSD Results**

Channel	Frequency (MHz)	ANT 6 Meas PSD (dBm/500KHz)	ANT 5 Meas PSD (dBm/500KHz)	Total Corr'd PSD (dBm/500KHz)	PSD Limit (dBm/500KHz)	PSD Margin (dB)
Low	5745	3.925	4.388	7.173	30.00	-22.827
High	5825	4.054	4.606	7.349	30.00	-22.651



**LOW CHANNEL [ANT 6]**



**LOW CHANNEL [ANT 5]**

**9.4.24. 802.11ax HE80 MODE IN THE 5.8 GHz BAND**

**1TX ANT 6 MODE (FCC) – 26 Tones, RU Index 0**

<b>Test Engineer:</b>	12492
<b>Test Date:</b>	9/3/2020

**Antenna Gain and Limit**

Channel	Frequency (MHz)	Directional Gain (dBi)	Power Limit (dBm)	PSD Limit (dBm/500KHz)
Mid	5775	-4.70	30.00	30.00

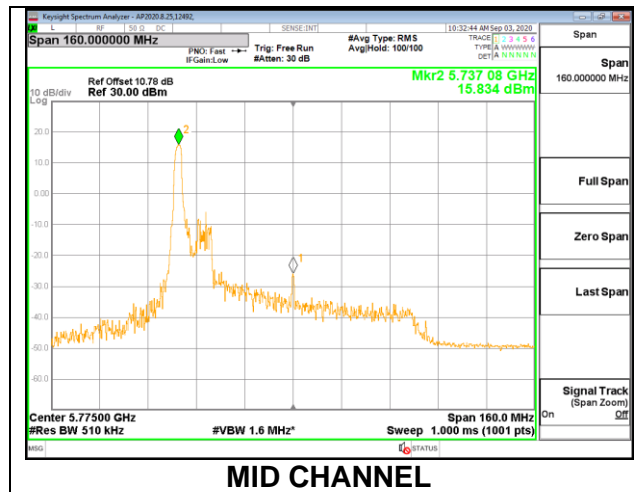
<b>Duty Cycle CF (dB)</b>	0.00	<b>Included in Calculations of Corr'd PSD</b>
---------------------------	------	---

**Output Power Results**

Channel	Frequency (MHz)	ANT 6 Meas Power (dBm)	Total Corr'd Power (dBm)	Power Limit (dBm)	Power Margin (dB)
Mid	5775	21.16	21.16	30.00	-8.84

**PSD Results**

Channel	Frequency (MHz)	ANT 6 Meas PSD (dBm/500KHz)	Total Corr'd PSD (dBm/500KHz)	PSD Limit (dBm/500KHz)	PSD Margin (dB)
Mid	5775	15.834	15.834	30.00	-14.17



**1TX ANT 6 MODE (FCC) – 26 Tones, RU Index 18**

<b>Test Engineer:</b>	12492
<b>Test Date:</b>	9/3/2020

**Antenna Gain and Limit**

Channel	Frequency (MHz)	Directional Gain (dBi)	Power Limit (dBm)	PSD Limit (dBm/500KHz)
Mid	5775	-4.70	30.00	30.00

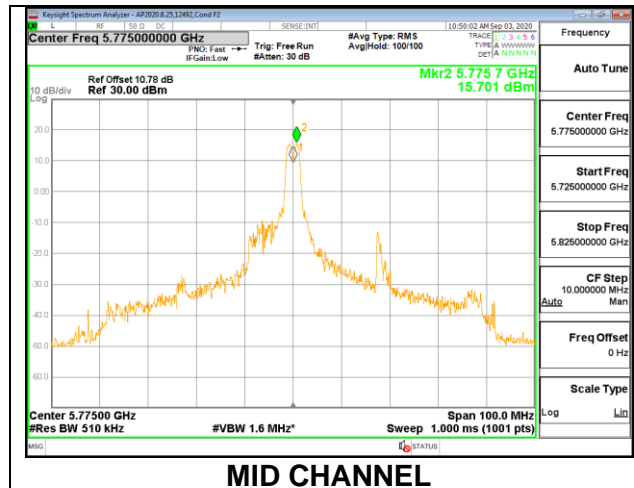
<b>Duty Cycle CF (dB)</b>	0.00	<b>Included in Calculations of Corr'd PSD</b>
---------------------------	------	---

**Output Power Results**

Channel	Frequency (MHz)	ANT 6 Meas Power (dBm)	Total Corr'd Power (dBm)	Power Limit (dBm)	Power Margin (dB)
Mid	5775	21.20	21.20	30.00	-8.80

**PSD Results**

Channel	Frequency (MHz)	ANT 6 Meas PSD (dBm/500KHz)	Total Corr'd PSD (dBm/500KHz)	PSD Limit (dBm/500KHz)	PSD Margin (dB)
Mid	5775	15.701	15.701	30.00	-14.30



**1TX ANT 6 MODE (FCC) – 26 Tones, RU Index 36**

<b>Test Engineer:</b>	12492
<b>Test Date:</b>	9/3/2020

**Antenna Gain and Limit**

Channel	Frequency (MHz)	Directional Gain (dBi)	Power Limit (dBm)	PSD Limit (dBm/500KHz)
Mid	5775	-4.70	30.00	30.00

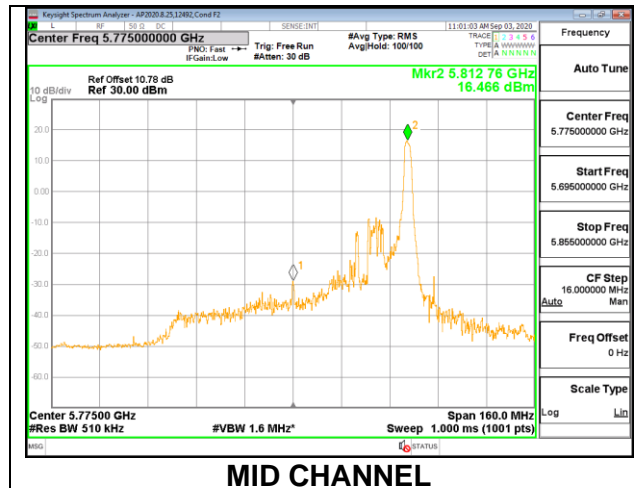
<b>Duty Cycle CF (dB)</b>	0.00	<b>Included in Calculations of Corr'd PSD</b>
---------------------------	------	---

**Output Power Results**

Channel	Frequency (MHz)	ANT 6 Meas Power (dBm)	Total Corr'd Power (dBm)	Power Limit (dBm)	Power Margin (dB)
Mid	5775	21.22	21.22	30.00	-8.78

**PSD Results**

Channel	Frequency (MHz)	ANT 6 Meas PSD (dBm/500KHz)	Total Corr'd PSD (dBm/500KHz)	PSD Limit (dBm/500KHz)	PSD Margin (dB)
Mid	5775	16.466	16.466	30.00	-13.53



**1TX ANT 6 MODE (FCC) – 996 Tones, RU Index 67**

<b>Test Engineer:</b>	12492
<b>Test Date:</b>	9/3/2020

**Antenna Gain and Limit**

Channel	Frequency (MHz)	Directional Gain (dBi)	Power Limit (dBm)	PSD Limit (dBm/500KHz)
Mid	5775	-4.70	30.00	30.00

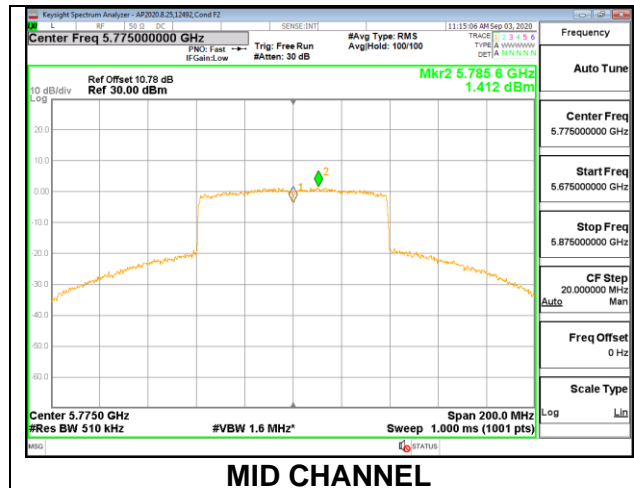
<b>Duty Cycle CF (dB)</b>	0.00	<b>Included in Calculations of Corr'd PSD</b>
---------------------------	------	---

**Output Power Results**

Channel	Frequency (MHz)	ANT 6 Meas Power (dBm)	Total Corr'd Power (dBm)	Power Limit (dBm)	Power Margin (dB)
Mid	5775	21.16	21.16	30.00	-8.84

**PSD Results**

Channel	Frequency (MHz)	ANT 6 Meas PSD (dBm/500KHz)	Total Corr'd PSD (dBm/500KHz)	PSD Limit (dBm/500KHz)	PSD Margin (dB)
Mid	5775	1.412	1.412	30.00	-28.59



**1TX ANT 5 MODE (FCC) – 26 Tones, RU Index 0**

<b>Test Engineer:</b>	12492
<b>Test Date:</b>	9/3/2020

Channel	Frequency (MHz)	Directional Gain (dBi)	Power Limit (dBm)	PSD Limit (dBm/500KHz)
Mid	5775	-3.20	30.00	30.00

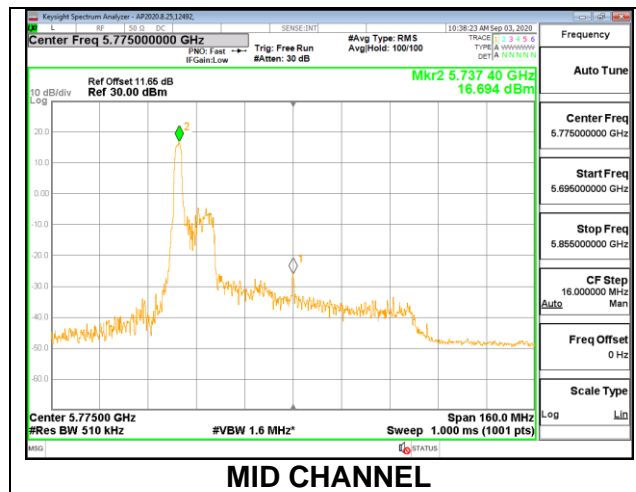
<b>Duty Cycle CF (dB)</b>	0.00	<b>Included in Calculations of Corr'd PSD</b>
---------------------------	------	---

**Output Power Results**

Channel	Frequency (MHz)	ANT 5 Meas Power (dBm)	Total Corr'd Power (dBm)	Power Limit (dBm)	Power Margin (dB)
Mid	5775	21.44	21.44	30.00	-8.56

**PSD Results**

Channel	Frequency (MHz)	ANT 5 Meas PSD (dBm/500KHz)	Total Corr'd PSD (dBm/500KHz)	PSD Limit (dBm/500KHz)	PSD Margin (dB)
Mid	5775	16.694	16.694	30.00	-13.31





**1TX ANT 5 MODE (FCC) – 26 Tones, RU Index 18**

<b>Test Engineer:</b>	12492
<b>Test Date:</b>	9/3/2020

**Antenna Gain and Limit**

Channel	Frequency (MHz)	Directional Gain (dBi)	Power Limit (dBm)	PSD Limit (dBm/500KHz)
Mid	5775	-3.20	30.00	30.00

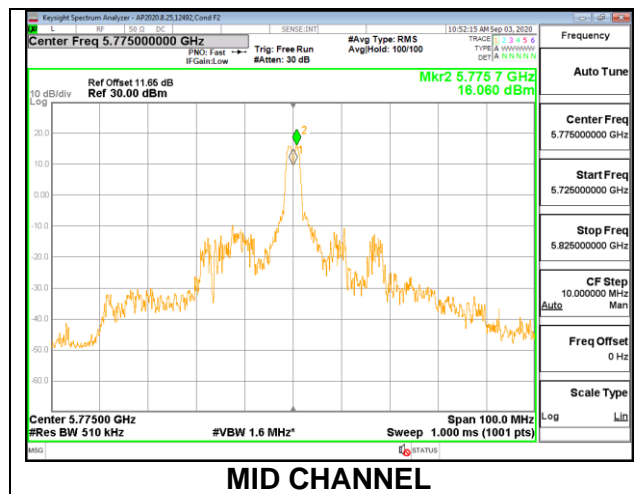
<b>Duty Cycle CF (dB)</b>	0.00	<b>Included in Calculations of Corr'd PSD</b>
---------------------------	------	---

**Output Power Results**

Channel	Frequency (MHz)	ANT 5 Meas Power (dBm)	Total Corr'd Power (dBm)	Power Limit (dBm)	Power Margin (dB)
Mid	5775	21.31	21.31	30.00	-8.69

**PSD Results**

Channel	Frequency (MHz)	ANT 5 Meas PSD (dBm/500KHz)	Total Corr'd PSD (dBm/500KHz)	PSD Limit (dBm/500KHz)	PSD Margin (dB)
Mid	5775	16.060	16.060	30.00	-13.94



**1TX ANT 5 MODE (FCC) – 26 Tones, RU Index 36**

<b>Test Engineer:</b>	12492
<b>Test Date:</b>	9/3/2020

**Antenna Gain and Limit**

Channel	Frequency (MHz)	Directional Gain (dBi)	Power Limit (dBm)	PSD Limit (dBm/500KHz)
Mid	5775	-3.20	30.00	30.00

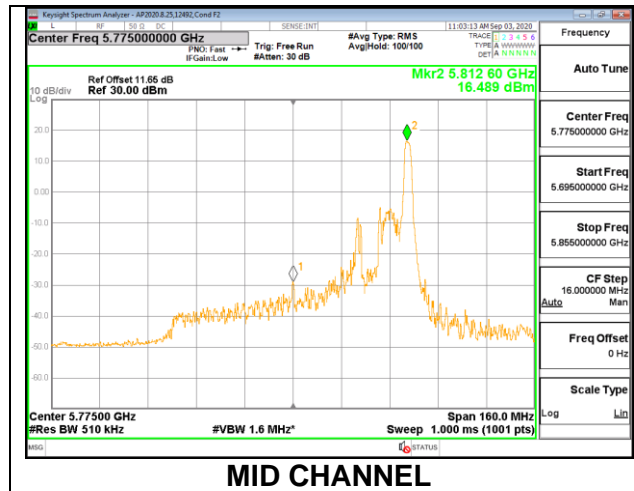
<b>Duty Cycle CF (dB)</b>	0.00	<b>Included in Calculations of Corr'd PSD</b>
---------------------------	------	---

**Output Power Results**

Channel	Frequency (MHz)	ANT 5 Meas Power (dBm)	Total Corr'd Power (dBm)	Power Limit (dBm)	Power Margin (dB)
Mid	5775	21.43	21.43	30.00	-8.57

**PSD Results**

Channel	Frequency (MHz)	ANT 5 Meas PSD (dBm/500KHz)	Total Corr'd PSD (dBm/500KHz)	PSD Limit (dBm/500KHz)	PSD Margin (dB)
Mid	5775	16.775	16.775	30.00	-13.23



**1TX ANT 5 MODE (FCC) – 996 Tones, RU Index 67**

<b>Test Engineer:</b>	12492
<b>Test Date:</b>	9/3/2020

**Antenna Gain and Limit**

Channel	Frequency (MHz)	Directional Gain (dBi)	Power Limit (dBm)	PSD Limit (dBm/500KHz)
Mid	5775	-3.20	30.00	30.00

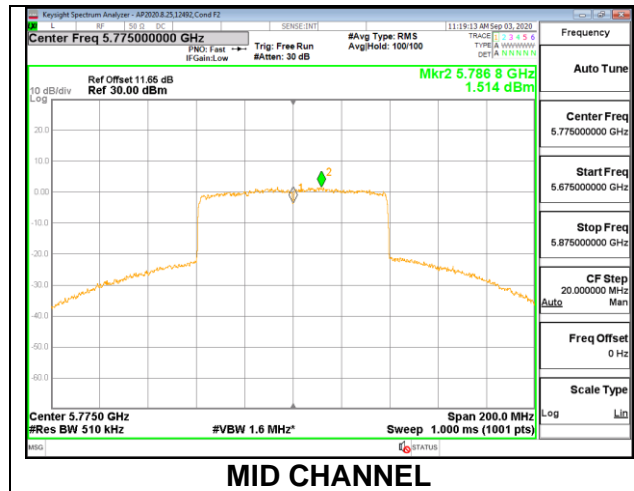
<b>Duty Cycle CF (dB)</b>	0.00	<b>Included in Calculations of Corr'd PSD</b>
---------------------------	------	---

**Output Power Results**

Channel	Frequency (MHz)	ANT 5 Meas Power (dBm)	Total Corr'd Power (dBm)	Power Limit (dBm)	Power Margin (dB)
Mid	5775	21.38	21.38	30.00	-8.62

**PSD Results**

Channel	Frequency (MHz)	ANT 5 Meas PSD (dBm/500KHz)	Total Corr'd PSD (dBm/500KHz)	PSD Limit (dBm/500KHz)	PSD Margin (dB)
Mid	5775	1.514	1.514	30.00	-28.49



**2TX ANT 6 + ANT 5 CDD MODE (FCC) – 26 Tones, RU Index 0**

<b>Test Engineer:</b>	12492
<b>Test Date:</b>	9/3/2020

**Antenna Gain and Limit**

Channel	Frequency (MHz)	Directional Gain For Power (dBi)	Directional Gain For PSD (dBi)	Power Limit (dBm)	PSD Limit (dBm/500KHz)
Mid	5775	-3.89	-0.91	30.00	30.00

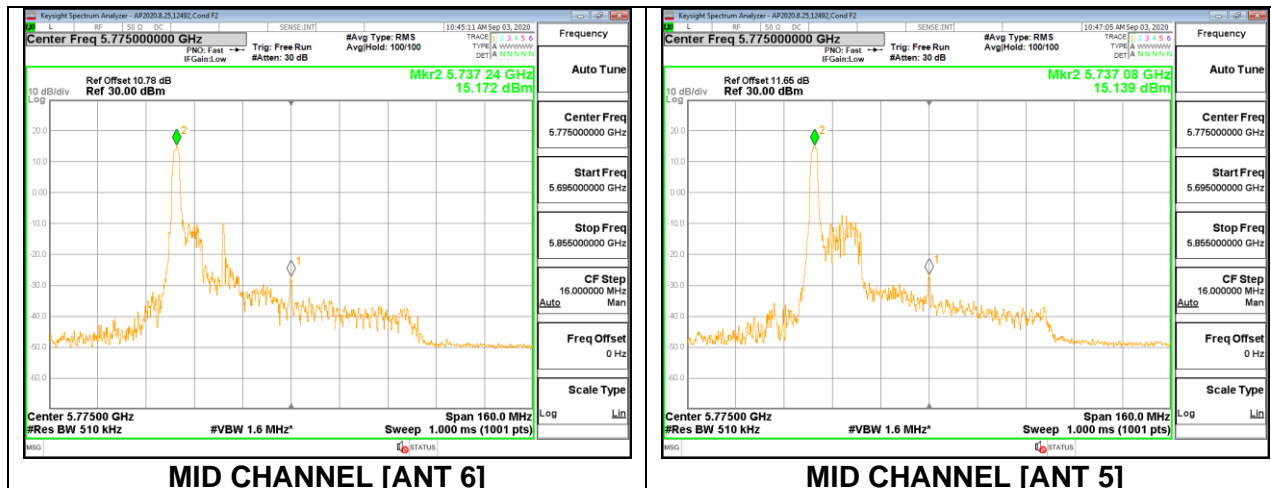
<b>Duty Cycle CF (dB)</b>	0.00	<b>Included in Calculations of Corr'd PSD</b>
---------------------------	------	---

**Output Power Results**

Channel	Frequency (MHz)	ANT 6 Meas Power (dBm)	ANT 5 Meas Power (dBm)	Total Corr'd Power (dBm)	Power Limit (dBm)	Power Margin (dB)
Mid	5775	19.95	19.94	22.96	30.00	-7.04

**PSD Results**

Channel	Frequency (MHz)	ANT 6 Meas PSD (dBm/500KHz)	ANT 5 Meas PSD (dBm/500KHz)	Total Corr'd PSD (dBm/500KHz)	PSD Limit (dBm/500KHz)	PSD Margin (dB)
Mid	5775	15.172	15.139	18.166	30.00	-11.834



**2TX ANT 6 + ANT 5 CDD MODE (FCC) – 26 Tones, RU Index 18**

<b>Test Engineer:</b>	12492
<b>Test Date:</b>	9/3/2020

**Antenna Gain and Limit**

Channel	Frequency (MHz)	Directional Gain For Power (dBi)	Directional Gain For PSD (dBi)	Power Limit (dBm)	PSD Limit (dBm/500KHz)
Mid	5775	-3.89	-0.91	30.00	30.00

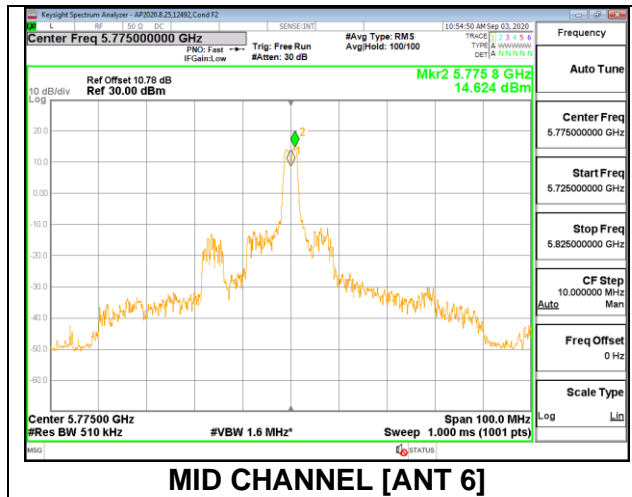
<b>Duty Cycle CF (dB)</b>	0.00	<b>Included in Calculations of Corr'd PSD</b>
---------------------------	------	---

**Output Power Results**

Channel	Frequency (MHz)	ANT 6 Meas Power (dBm)	ANT 5 Meas Power (dBm)	Total Corr'd Power (dBm)	Power Limit (dBm)	Power Margin (dB)
Mid	5775	19.88	19.83	22.87	30.00	-7.13

**PSD Results**

Channel	Frequency (MHz)	ANT 6 Meas PSD (dBm/500KHz)	ANT 5 Meas PSD (dBm/500KHz)	Total Corr'd PSD (dBm/500KHz)	PSD Limit (dBm/500KHz)	PSD Margin (dB)
Mid	5775	14.624	14.517	17.581	30.00	-12.419



**2TX ANT 6 + ANT 5 CDD MODE (FCC) – 26 Tones, RU Index 36**

<b>Test Engineer:</b>	12492
<b>Test Date:</b>	9/3/2020

**Antenna Gain and Limit**

Channel	Frequency (MHz)	Directional Gain For Power (dBi)	Directional Gain For PSD (dBi)	Power Limit (dBm)	PSD Limit (dBm/500KHz)
Mid	5775	-3.89	-0.91	30.00	30.00

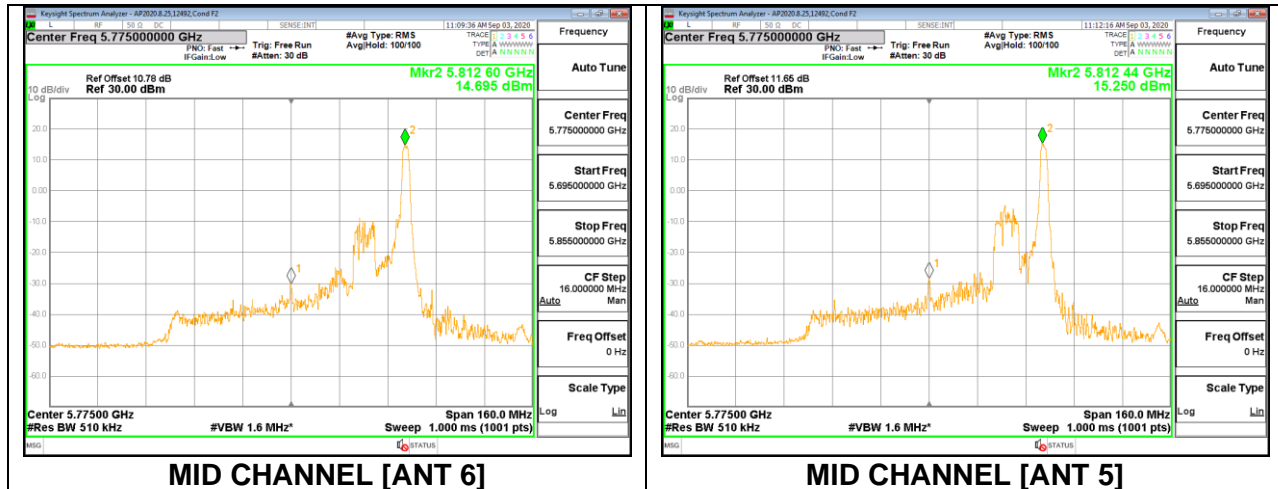
<b>Duty Cycle CF (dB)</b>	0.00	<b>Included in Calculations of Corr'd PSD</b>
---------------------------	------	---

**Output Power Results**

Channel	Frequency (MHz)	ANT 6 Meas Power (dBm)	ANT 5 Meas Power (dBm)	Total Corr'd Power (dBm)	Power Limit (dBm)	Power Margin (dB)
Mid	5775	19.88	19.96	22.93	30.00	-7.07

**PSD Results**

Channel	Frequency (MHz)	ANT 6 Meas PSD (dBm/500KHz)	ANT 5 Meas PSD (dBm/500KHz)	Total Corr'd PSD (dBm/500KHz)	PSD Limit (dBm/500KHz)	PSD Margin (dB)
Mid	5775	14.695	15.250	17.992	30.00	-12.008



**2TX ANT 6 + ANT 5 CDD MODE (FCC) – 996 Tones, RU Index 67**

<b>Test Engineer:</b>	12492
<b>Test Date:</b>	9/3/2020

Channel	Frequency (MHz)	Directional Gain For Power (dBi)	Directional Gain For PSD (dBi)	Power Limit (dBm)	PSD Limit (dBm/500KHz)
Mid	5775	-3.89	-0.91	30.00	30.00

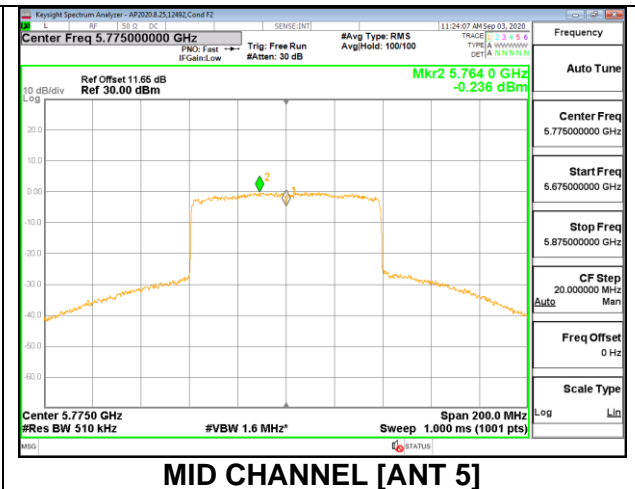
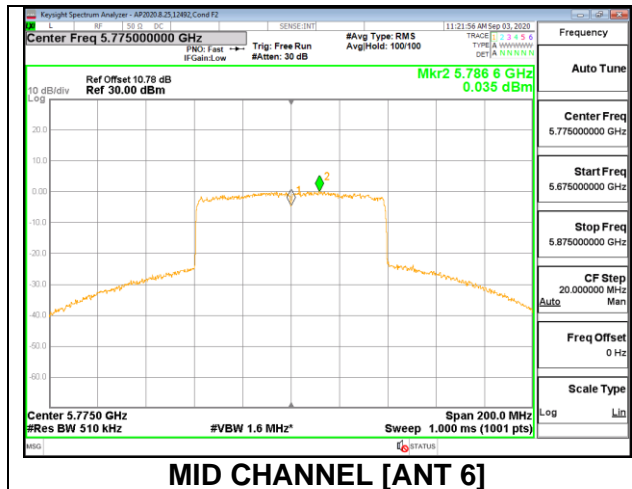
<b>Duty Cycle CF (dB)</b>	0.00	<b>Included in Calculations of Corr'd PSD</b>
---------------------------	------	---

**Output Power Results**

Channel	Frequency (MHz)	ANT 6 Meas Power (dBm)	ANT 5 Meas Power (dBm)	Total Corr'd Power (dBm)	Power Limit (dBm)	Power Margin (dB)
Mid	5775	19.86	19.91	22.90	30.00	-7.10

**PSD Results**

Channel	Frequency (MHz)	ANT 6 Meas PSD (dBm/500KHz)	ANT 5 Meas PSD (dBm/500KHz)	Total Corr'd PSD (dBm/500KHz)	PSD Limit (dBm/500KHz)	PSD Margin (dB)
Mid	5775	0.035	-0.236	2.912	30.00	-27.088



## 10. SETUP PHOTOS

Please refer to 13335182-EP1 for setup photos

## END OF TEST REPORT