

**MID CHANNEL REFERENCE LEVEL ANT 3**



**OUT-OF-BAND MID CHANNEL ANT 3**



**HIGH CHANNEL 9 BANDEDGE ANT 3**



**OUT-OF-BAND HIGH CHANNEL 9 ANT 3**



**HIGH CHANNEL 10 BANDEDGE ANT 3**



**OUT-OF-BAND HIGH CHANNEL 10 ANT 3**



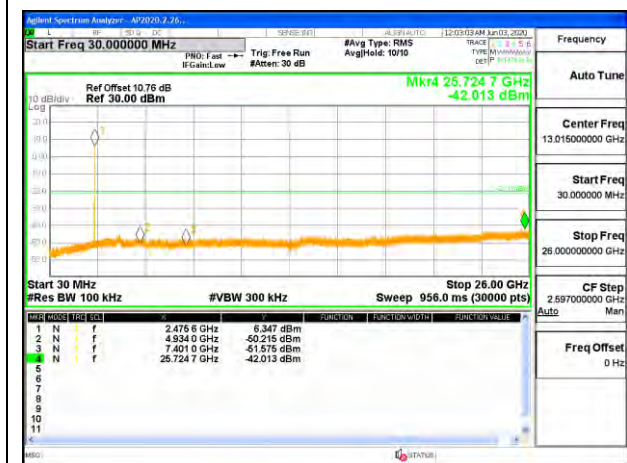
**HIGH CHANNEL 11 BANDEDGE ANT 3**



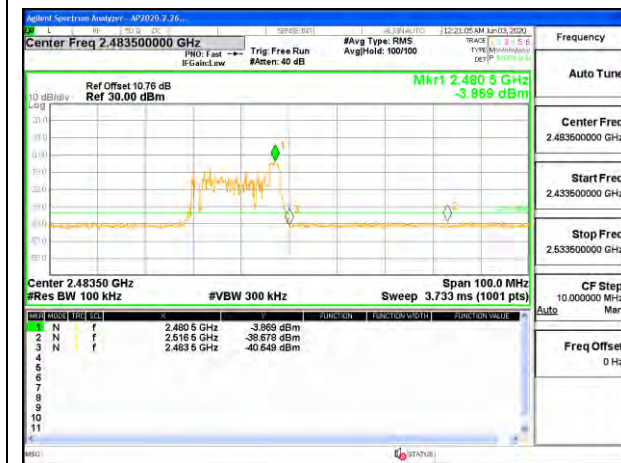
**OUT-OF-BAND HIGH CHANNEL 11 ANT 3**



**HIGH CHANNEL 12 BANDEDGE ANT 3**



**OUT-OF-BAND HIGH CHANNEL 12 ANT 3**



**HIGH CHANNEL 13 BANDEDGE ANT 3**



**OUT-OF-BAND HIGH CHANNEL 13 ANT 3**



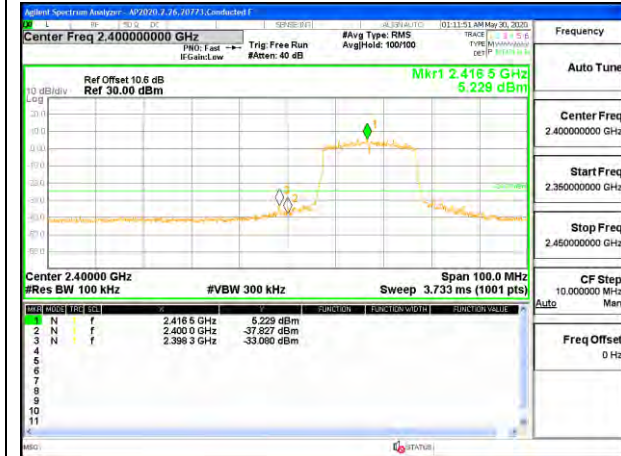
**ANT 4 + ANT 3: 242-Tone, RU Index 61**



**LOW CHANNEL 1 BANDEDGE ANT 4**



**OUT-OF-BAND LOW CHANNEL 1 ANT 4**



**LOW CHANNEL 2 BANDEDGE ANT 4**



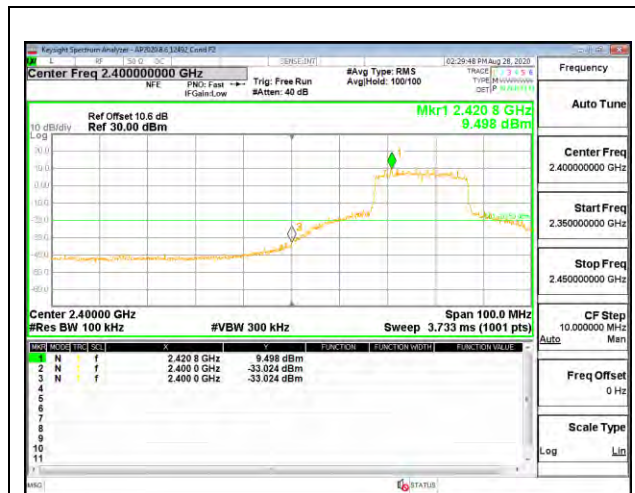
**OUT-OF-BAND LOW CHANNEL 2 ANT 4**



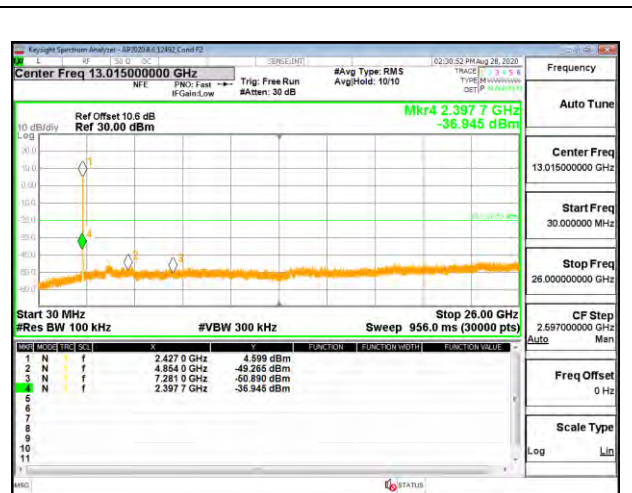
**LOW CHANNEL 3 BANDEDGE ANT 4**



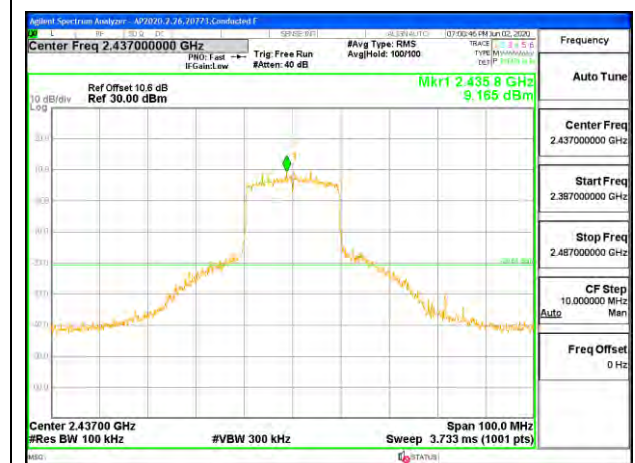
**OUT-OF-BAND LOW CHANNEL 3 ANT 4**



LOW CHANNEL 4 BANDEDGE ANT 4



OUT-OF-BAND LOW CHANNEL 4 ANT 4



MID CHANNEL REFERENCE LEVEL ANT 4



OUT-OF-BAND MID CHANNEL ANT 4



HIGH CHANNEL 9 BANDEDGE ANT 4



OUT-OF-BAND HIGH CHANNEL 9 ANT 4





**HIGH CHANNEL 10 BANDEDGE ANT 4**



**OUT-OF-BAND HIGH CHANNEL 10 ANT 4**



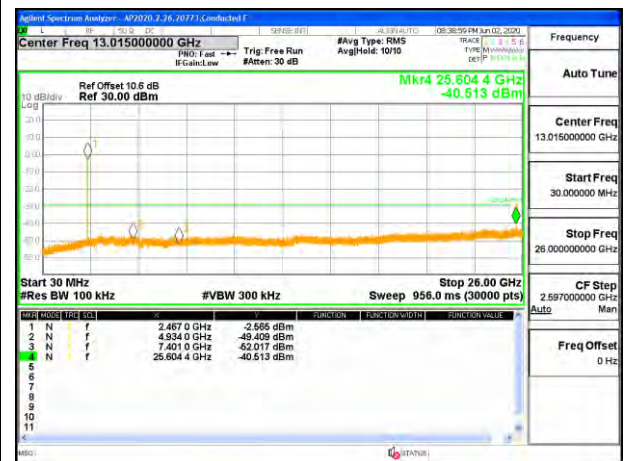
**HIGH CHANNEL 11 BANDEDGE ANT 4**



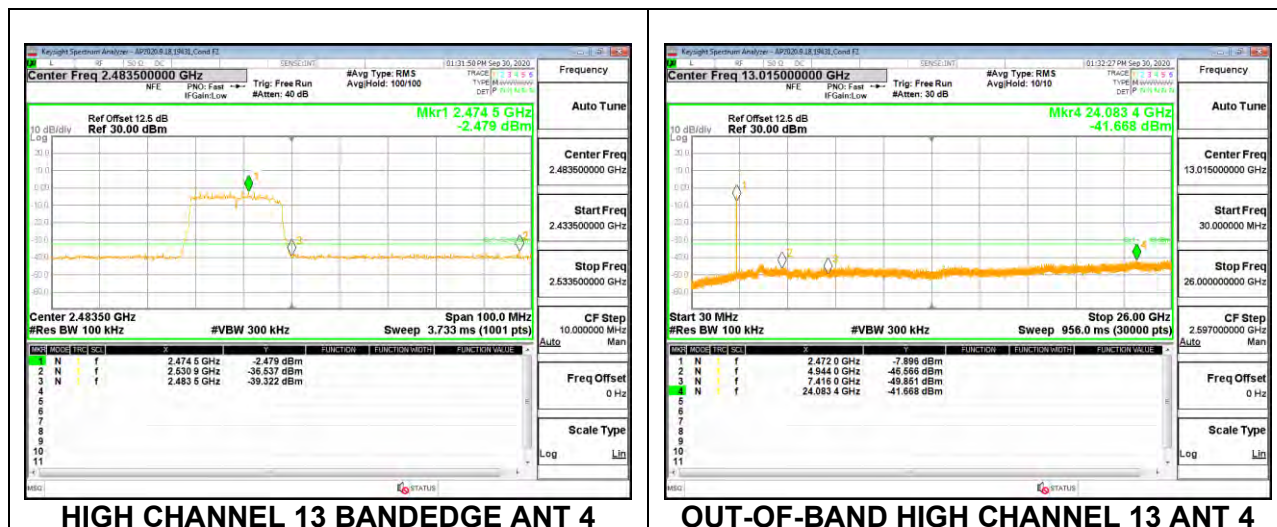
**OUT-OF-BAND HIGH CHANNEL 11 ANT 4**



**HIGH CHANNEL 12 BANDEDGE ANT 4**



**OUT-OF-BAND HIGH CHANNEL 12 ANT 4**



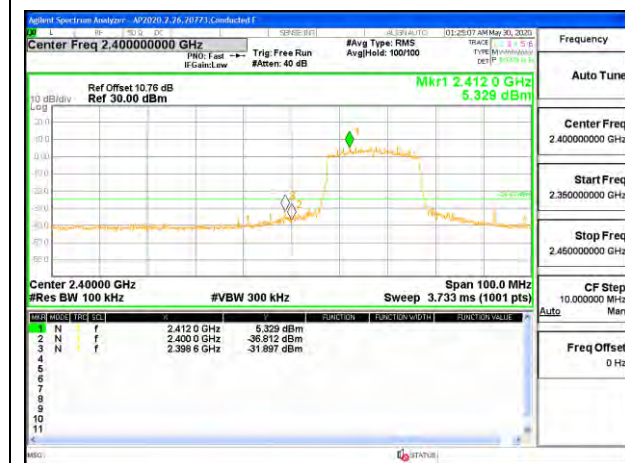




**LOW CHANNEL 1 BANDEDGE ANT 3**



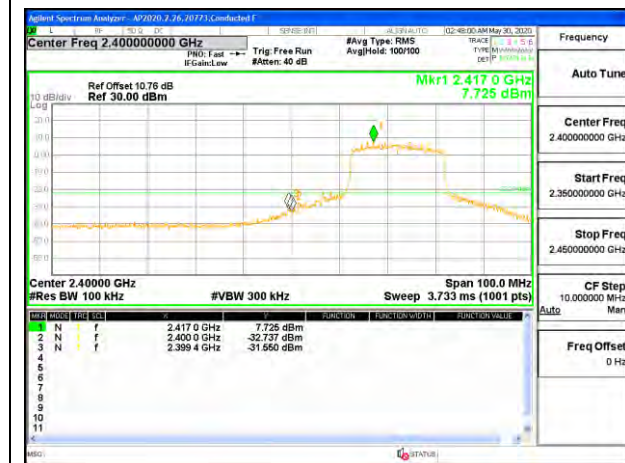
**OUT-OF-BAND LOW CHANNEL 1 ANT 3**



**LOW CHANNEL 2 BANDEDGE ANT 3**



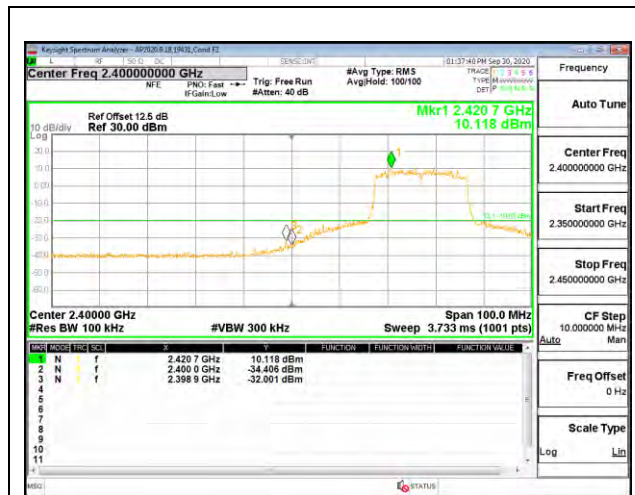
**OUT-OF-BAND LOW CHANNEL 2 ANT 3**



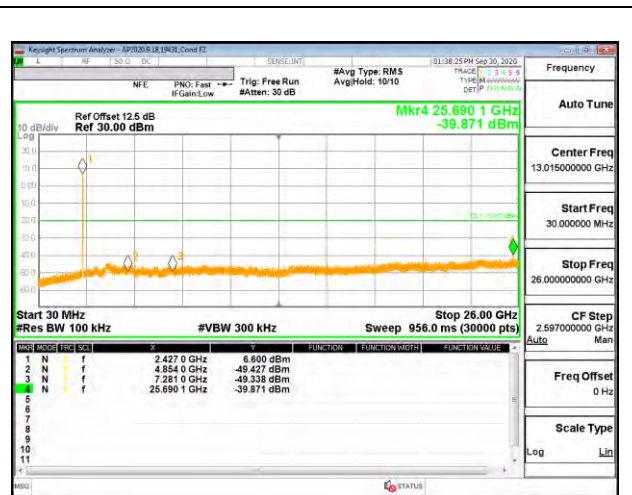
**LOW CHANNEL 3 BANDEDGE ANT 3**



**OUT-OF-BAND LOW CHANNEL 3 ANT 3**



**LOW CHANNEL 4 BANDEDGE ANT 3**



**OUT-OF-BAND LOW CHANNEL 4 ANT 3**



**MID CHANNEL REFERENCE LEVEL ANT 3**



**OUT-OF-BAND MID CHANNEL ANT 3**



**HIGH CHANNEL 9 BANDEDGE ANT 3**



**OUT-OF-BAND HIGH CHANNEL 9 ANT 3**





**HIGH CHANNEL 10 BANDEDGE ANT 3**



**OUT-OF-BAND HIGH CHANNEL 10 ANT 3**



**HIGH CHANNEL 11 BANDEDGE ANT 3**



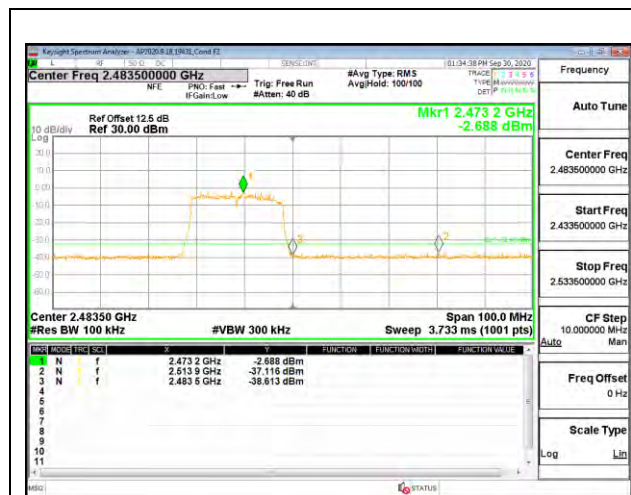
**OUT-OF-BAND HIGH CHANNEL 11 ANT 3**



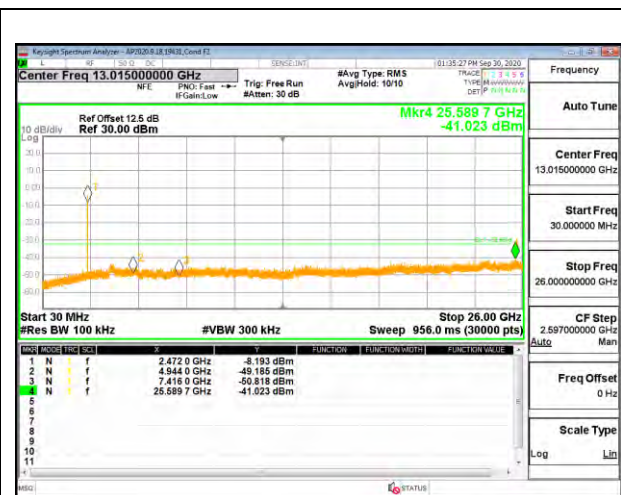
**HIGH CHANNEL 12 BANDEDGE ANT 3**



**OUT-OF-BAND HIGH CHANNEL 12 ANT 3**



**HIGH CHANNEL 13 BANDEDGE ANT 3**



**OUT-OF-BAND HIGH CHANNEL 13 ANT 3**



## 10. RADIATED TEST RESULTS

### LIMITS

FCC §15.205 and §15.209  
RSS-GEN, Section 8.9 and 8.10

| Frequency Range (MHz) | Field Strength Limit (uV/m) at 3 m | Field Strength Limit (dBuV/m) at 3 m |
|-----------------------|------------------------------------|--------------------------------------|
| 0.009-0.490           | 2400/F(kHz) @ 300 m                | -                                    |
| 0.490-1.705           | 24000/F(kHz) @ 30 m                | -                                    |
| 1.705 - 30            | 30 @ 30m                           | -                                    |
| 30 - 88               | 100                                | 40                                   |
| 88 - 216              | 150                                | 43.5                                 |
| 216 - 960             | 200                                | 46                                   |
| Above 960             | 500                                | 54                                   |

### TEST PROCEDURE

The EUT is placed on a non-conducting table 80 cm above the ground plane for measurement below 1GHz; 1.5 m above the ground plane for measurement above 1GHz. The antenna to EUT distance is 3 meters. The EUT is configured in accordance with ANSI C63.10. The EUT is set to transmit in a continuous mode.

For measurements below 1 GHz the resolution bandwidth is set to 100 kHz for peak detection measurements or 120 kHz for quasi-peak detection measurements. Peak detection is used unless otherwise noted as quasi-peak.

For pre-scans above 1 GHz the resolution bandwidth is set to 1 MHz; the video bandwidth is set to 30 KHz for peak measurements.

For final measurements above 1 GHz the resolution bandwidth is set to 1 MHz; the video bandwidth is set to 3 MHz for peak measurements and as applicable for average measurements.

The spectrum from 1 GHz to 18 GHz is investigated with the transmitter set to the lowest, middle, and highest channels in each applicable band. Below 1GHz and above 18GHz emissions, the channel with the highest output power was tested.

The frequency range of interest is monitored at a fixed antenna height and EUT azimuth. The EUT is rotated through 360 degrees to maximize emissions received. The antenna is scanned from 1 to 4 meters above the ground plane to further maximize the emission. Measurements are made with the antenna polarized in both the vertical and the horizontal positions.

For below 30MHz testing, investigation was done on three antenna orientations (parallel, perpendicular, and ground-parallel), parallel and perpendicular are the worst orientations, therefore testing was performed on these two orientations only. No emission was found.

**KDB 414788 Open Field Site(OFS) and Chamber Correlation Justification**

Base on FCC 15.31 (f) (2): measurements may be performed at a distance closer than that specified in the regulations; however, an attempt should be made to avoid making measurements in the near field.

OFS and chamber correlation testing had been performed and chamber measured test result is the worst case test result.

**RESULTS**

Besides 802.11b 2TX and HT20 CDD, for 802.11ax OFDMA modes use mode with highest PSD and mode with highest total power only within each band.

802.11b, HT20 CDD, 802.11ax OFDMA modes are set to maximum power per chain to cover both SISO and MIMO modes to complies with radiated spurious emissions limits in the restricted bands between 1GHz and 18GHz low/mid/high channel (except the band edge).

Spurious emissions for frequencies below 1GHz and above 18GHz were limited to the middle channel as preliminary testing indicated that changing the operating frequency had no significant impact on the emissions in those frequency bands.



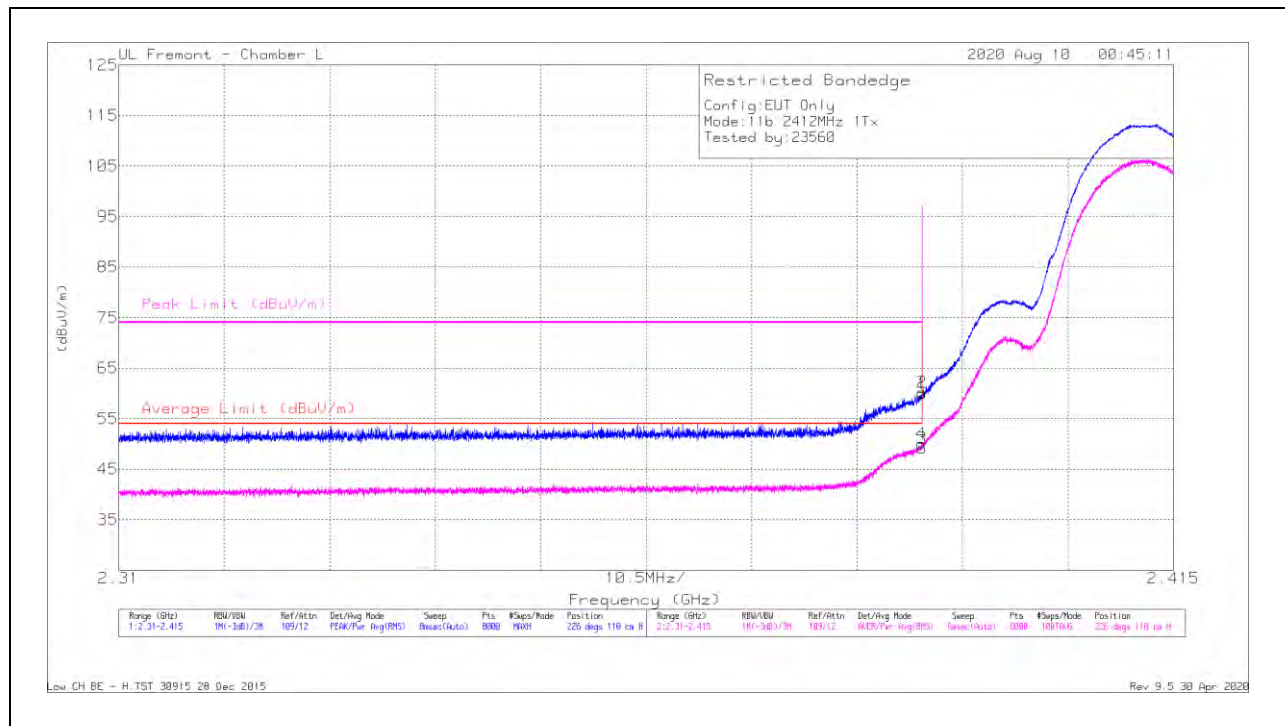
## 10.1. TRANSMITTER ABOVE 1 GHz

### 10.1.1. TX ABOVE 1 GHz 802.11b MODE IN THE 2.4 GHz BAND

#### ANT 4

#### BANDEDGE (LOW CHANNEL, CH 1)

#### HORIZONTAL RESULT



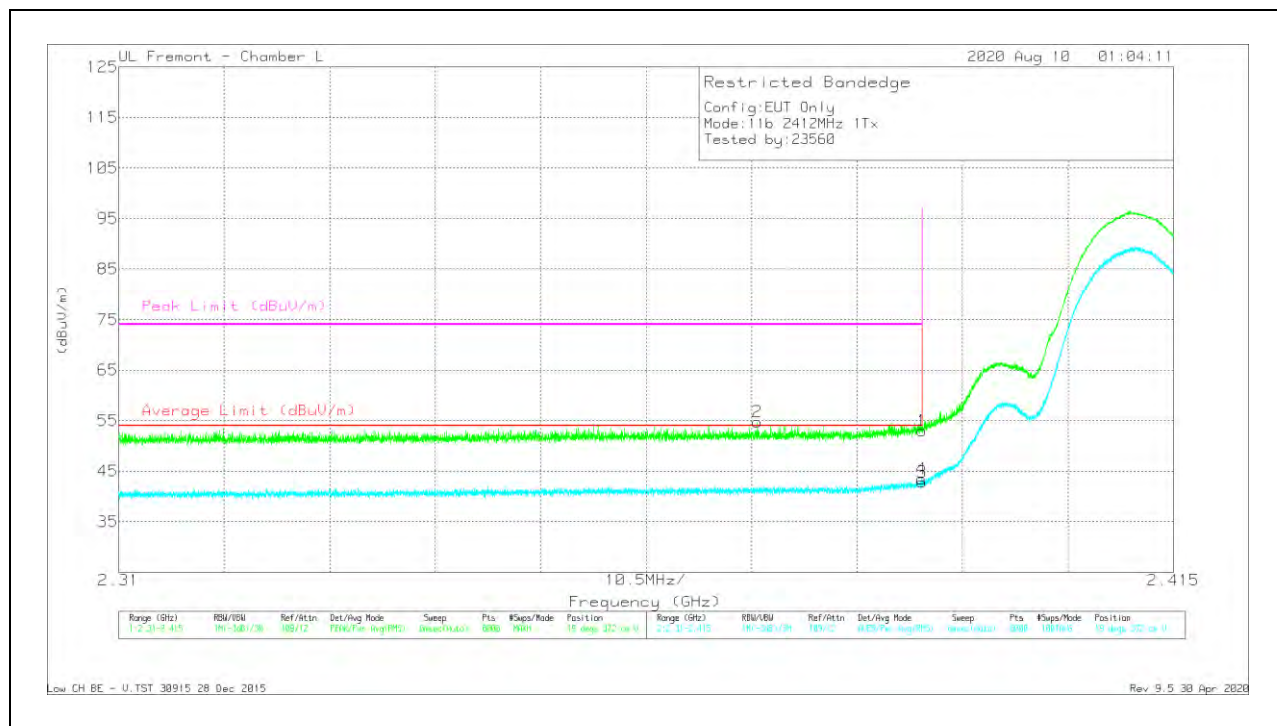
| Marker | Frequency (GHz) | Meter Reading (dBuV) | Det | AF 344 (dB/m) | Amp/Cb/Filtr/Pad (dB) | Corrected Reading (dBuV/m) | Average Limit (dBuV/m) | Margin (dB) | Peak Limit (dBuV/m) | PK Margin (dB) | Azimuth (Degs) | Height (cm) | Polarity |
|--------|-----------------|----------------------|-----|---------------|-----------------------|----------------------------|------------------------|-------------|---------------------|----------------|----------------|-------------|----------|
| 1      | * 2.39          | 41.18                | Pk  | 31.9          | -13.1                 | 59.98                      | -                      | -           | 74                  | -14.02         | 226            | 110         | H        |
| 2      | * 2.38997       | 41.37                | Pk  | 31.9          | -13.1                 | 60.17                      | -                      | -           | 74                  | -13.83         | 226            | 110         | H        |
| 3      | * 2.39          | 30.35                | RMS | 31.9          | -13.1                 | 49.15                      | 54                     | -4.85       | -                   | -              | 226            | 110         | H        |
| 4      | * 2.38993       | 31.28                | RMS | 31.9          | -13.1                 | 50.08                      | 54                     | -3.92       | -                   | -              | 226            | 110         | H        |

\* - indicates frequency in CFR47 Pt 15 / IC RSS-Restricted Band

Pk - Peak detector

RMS - RMS detection

### VERTICAL RESULT



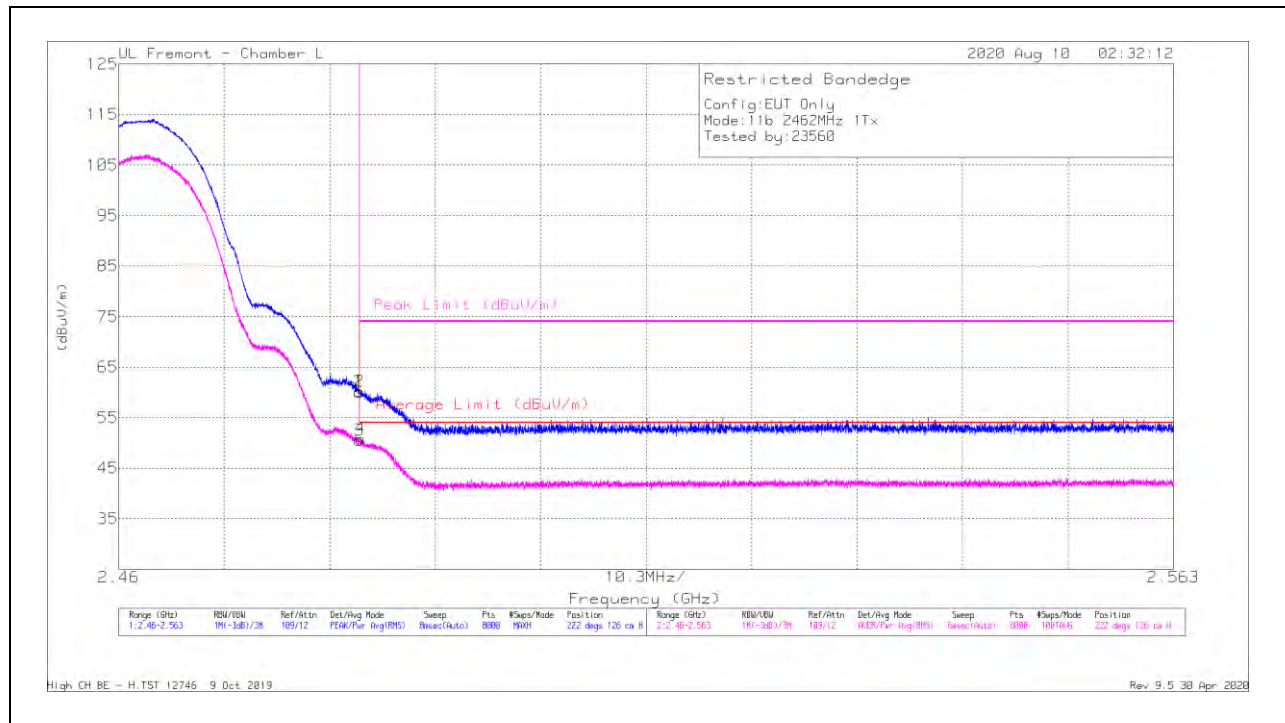
| Marker | Frequency (GHz) | Meter Reading (dBuV) | Det | AF 344 (dB/m) | Amp/Cbl/Filtr/Pad (dB) | Corrected Reading (dBuV/m) | Average Limit (dBuV/m) | Margin (dB) | Peak Limit (dBuV/m) | PK Margin (dB) | Azimuth (Degs) | Height (cm) | Polarity |
|--------|-----------------|----------------------|-----|---------------|------------------------|----------------------------|------------------------|-------------|---------------------|----------------|----------------|-------------|----------|
| 1      | * 2.39          | 34.19                | Pk  | 31.9          | -13.1                  | 52.99                      | -                      | -           | 74                  | -21.01         | 19             | 372         | V        |
| 2      | * 2.37359       | 35.97                | Pk  | 31.8          | -13                    | 54.77                      | -                      | -           | 74                  | -19.23         | 19             | 372         | V        |
| 3      | * 2.39          | 24.06                | RMS | 31.9          | -13.1                  | 42.86                      | 54                     | -11.14      | -                   | -              | 19             | 372         | V        |
| 4      | * 2.38994       | 24.67                | RMS | 31.9          | -13.1                  | 43.47                      | 54                     | -10.53      | -                   | -              | 19             | 372         | V        |

\* - indicates frequency in CFR47 Pt 15 / IC RSS-Restricted Band  
 Pk - Peak detector  
 RMS - RMS detection



**BANDEDGE (HIGH CHANNEL, CH 11)**

**HORIZONTAL RESULT**



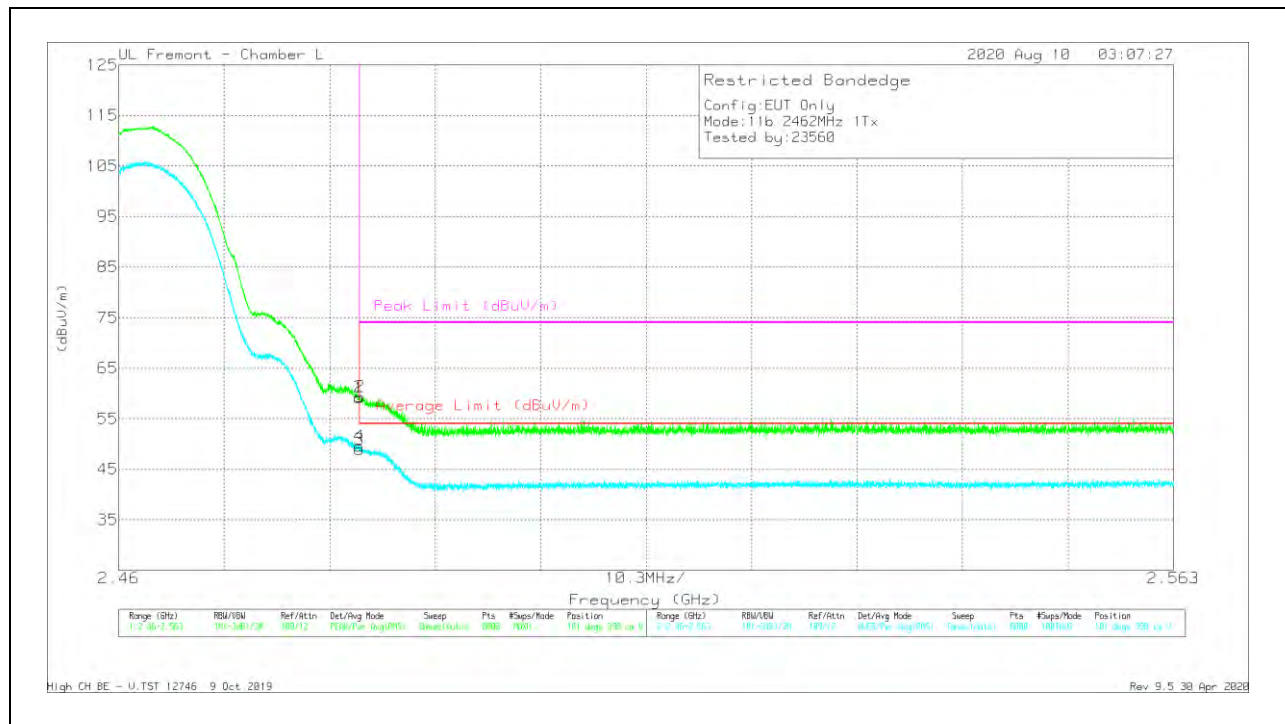
| Marker | Frequency (GHz) | Meter Reading (dBuV) | Det | AF 344 (dB/m) | Amp/Cb/Filtr/Pad (dB) | Corrected Reading (dBuV/m) | Average Limit (dBuV/m) | Margin (dB) | Peak Limit (dBuV/m) | PK Margin (dB) | Azimuth (Degs) | Height (cm) | Polarity |
|--------|-----------------|----------------------|-----|---------------|-----------------------|----------------------------|------------------------|-------------|---------------------|----------------|----------------|-------------|----------|
| 1      | * 2.4835        | 40.64                | Pk  | 32.3          | -12.9                 | 60.04                      | -                      | -           | 74                  | -13.96         | 222            | 126         | H        |
| 2      | * 2.48351       | 40.81                | Pk  | 32.3          | -12.9                 | 60.21                      | -                      | -           | 74                  | -13.79         | 222            | 126         | H        |
| 3      | * 2.4835        | 31.17                | RMS | 32.3          | -12.9                 | 50.57                      | 54                     | -3.43       | -                   | -              | 222            | 126         | H        |
| 4      | * 2.48359       | 31.45                | RMS | 32.3          | -12.9                 | 50.85                      | 54                     | -3.15       | -                   | -              | 222            | 126         | H        |

\* - indicates frequency in CFR47 Pt 15 / IC RSS-Restricted Band

Pk - Peak detector

RMS - RMS detection

### VERTICAL RESULT



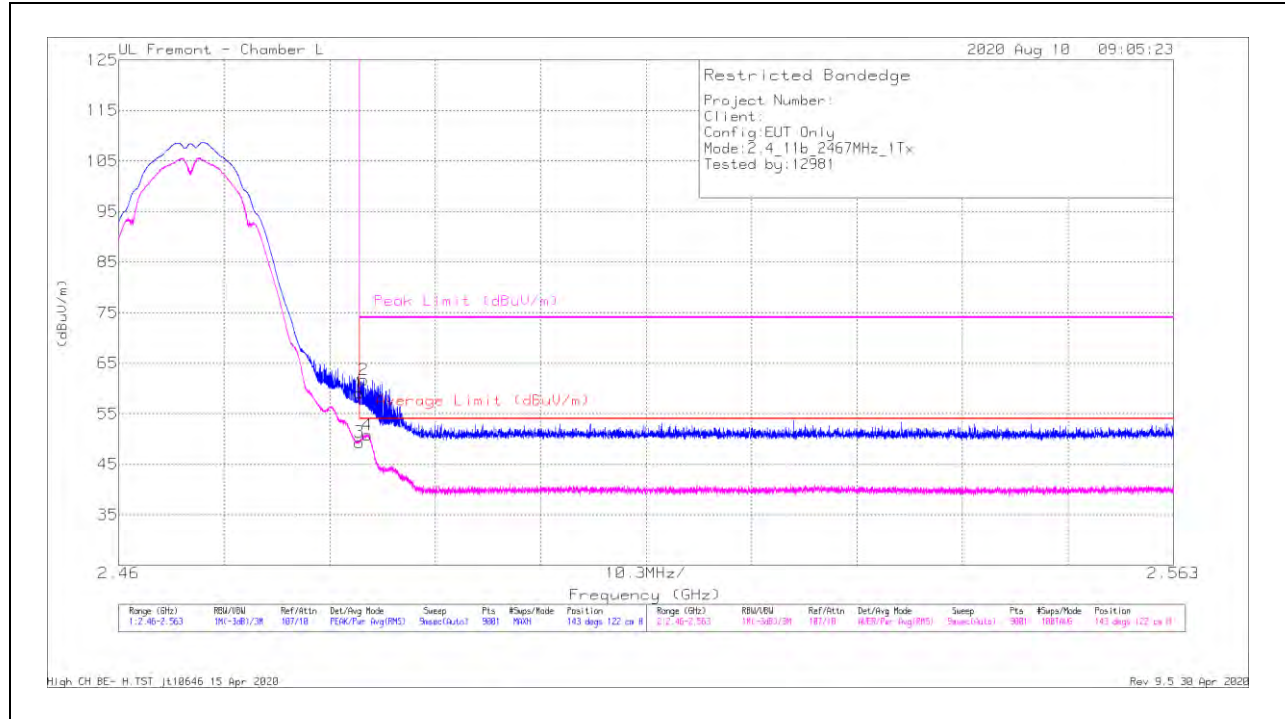
| Marker | Frequency (GHz) | Meter Reading (dBUV) | Det | AF 344 (dB/m) | Amp/Cbl/Filtr/Pad (dB) | Corrected Reading (dBUV/m) | Average Limit (dBUV/m) | Margin (dB) | Peak Limit (dBUV/m) | PK Margin (dB) | Azimuth (Degs) | Height (cm) | Polarity |
|--------|-----------------|----------------------|-----|---------------|------------------------|----------------------------|------------------------|-------------|---------------------|----------------|----------------|-------------|----------|
| 1      | * 2.4835        | 39.7                 | Pk  | 32.3          | -12.9                  | 59.1                       | -                      | -           | 74                  | -14.9          | 181            | 398         | V        |
| 2      | * 2.48353       | 40.01                | Pk  | 32.3          | -12.9                  | 59.41                      | -                      | -           | 74                  | -14.59         | 181            | 398         | V        |
| 3      | * 2.4835        | 29.55                | RMS | 32.3          | -12.9                  | 48.95                      | 54                     | -5.05       | -                   | -              | 181            | 398         | V        |
| 4      | * 2.48351       | 30.18                | RMS | 32.3          | -12.9                  | 49.58                      | 54                     | -4.42       | -                   | -              | 181            | 398         | V        |

\* - indicates frequency in CFR47 Pt 15 / IC RSS-Restricted Band  
 Pk - Peak detector  
 RMS - RMS detection



**BANDEDGE (HIGH CHANNEL, CH 12)**

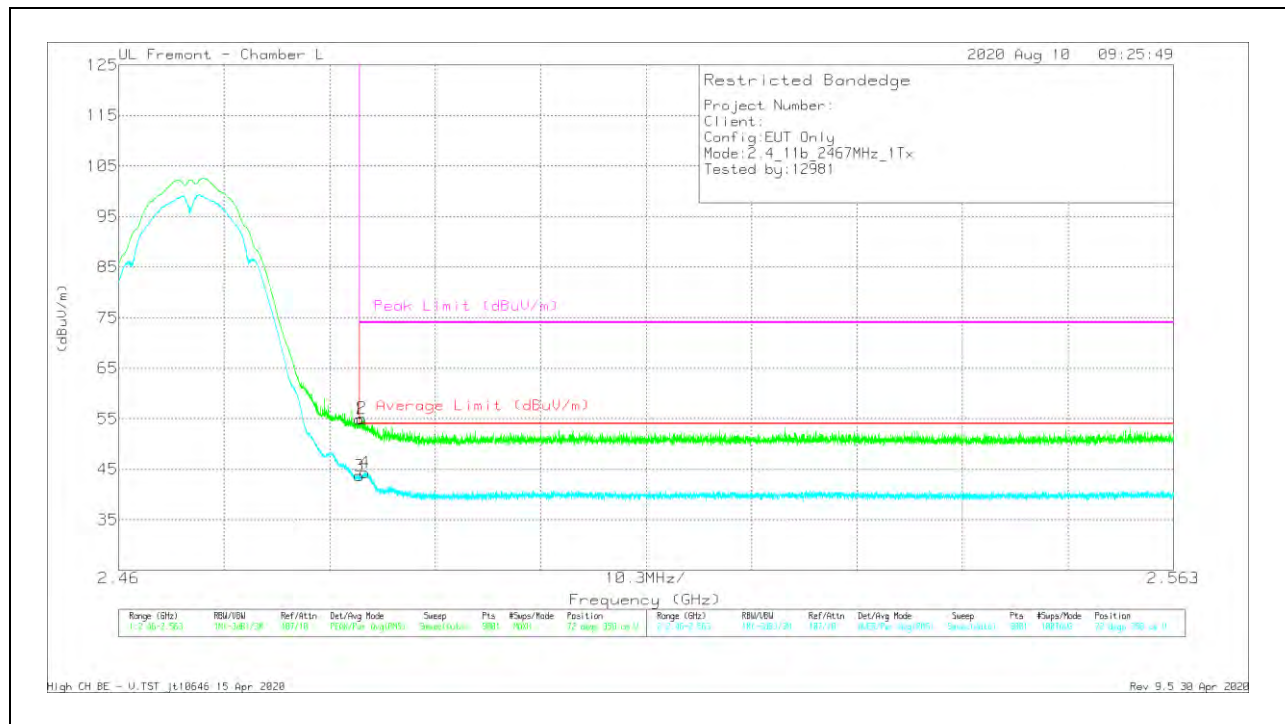
**HORIZONTAL RESULT**



| Marker | Frequency (GHz) | Meter Reading (dBuV) | Det | AF 344 (dB/m) | Amp/Cbl/Filtr/Pad (dB) | Corrected Reading (dBuV/m) | Average Limit (dBuV/m) | Margin (dB) | Peak Limit (dBuV/m) | PK Margin (dB) | Azimuth (Degs) | Height (cm) | Polarity |
|--------|-----------------|----------------------|-----|---------------|------------------------|----------------------------|------------------------|-------------|---------------------|----------------|----------------|-------------|----------|
| 1      | * 2.48351       | 47.7                 | Pk  | 32.3          | -20.9                  | 59.1                       | -                      | -           | 74                  | -14.9          | 143            | 122         | H        |
| 2      | * 2.48393       | 50.31                | Pk  | 32.3          | -20.9                  | 61.71                      | -                      | -           | 74                  | -12.29         | 143            | 122         | H        |
| 3      | * 2.48351       | 37.96                | RMS | 32.3          | -20.9                  | 49.36                      | 54                     | -4.64       | -                   | -              | 143            | 122         | H        |
| 4      | * 2.48427       | 39.44                | RMS | 32.3          | -20.9                  | 50.84                      | 54                     | -3.16       | -                   | -              | 143            | 122         | H        |

\* - indicates frequency in CFR47 Pt 15 / IC RSS-Restricted Band  
 Pk - Peak detector  
 RMS - RMS detection

### VERTICAL RESULT



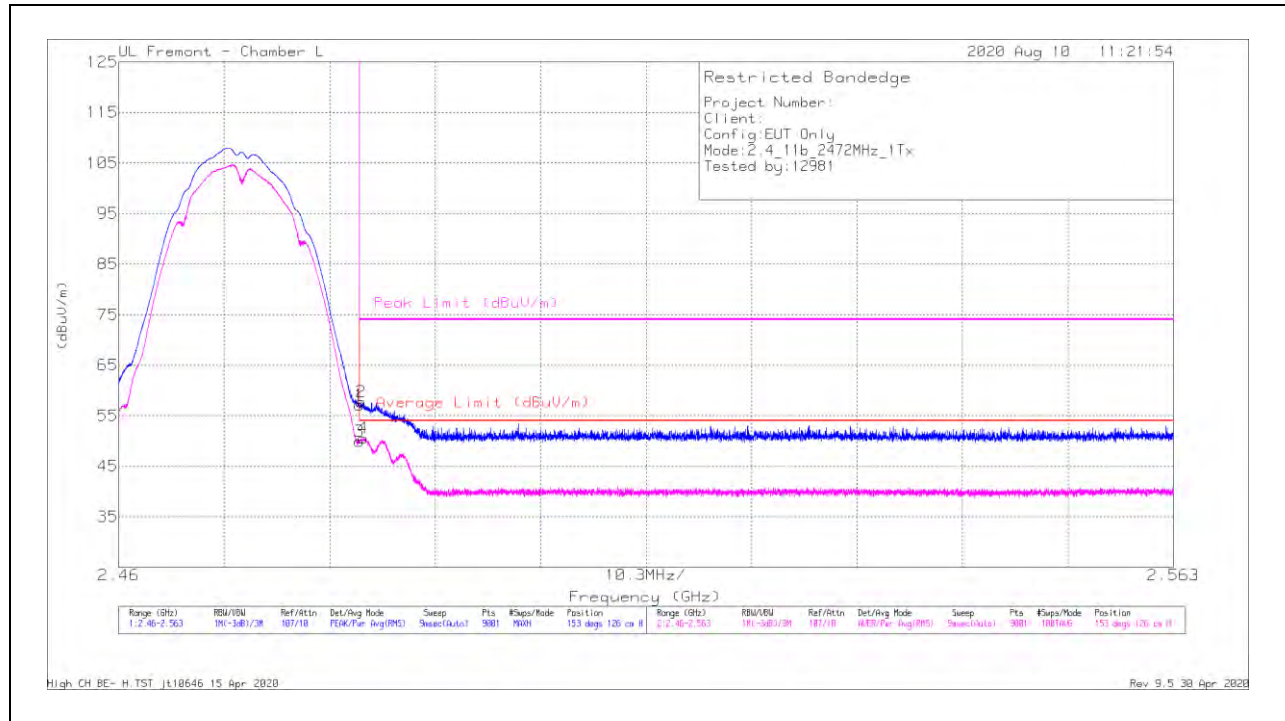
| Marker | Frequency (GHz) | Meter Reading (dBuV) | Det | AF 344 (dB/m) | Amp/Cbl/Filtr/Pad (dB) | Corrected Reading (dBuV/m) | Average Limit (dBuV/m) | Margin (dB) | Peak Limit (dBuV/m) | PK Margin (dB) | Azimuth (Degs) | Height (cm) | Polarity |
|--------|-----------------|----------------------|-----|---------------|------------------------|----------------------------|------------------------|-------------|---------------------|----------------|----------------|-------------|----------|
| 1      | * 2.48351       | 43.5                 | PK  | 32.3          | -20.9                  | 54.9                       | -                      | -           | 74                  | -19.1          | 72             | 350         | V        |
| 2      | * 2.48371       | 43.67                | PK  | 32.3          | -20.9                  | 55.07                      | -                      | -           | 74                  | -18.93         | 72             | 350         | V        |
| 3      | * 2.48351       | 32.26                | RMS | 32.3          | -20.9                  | 43.66                      | 54                     | -10.34      | -                   | -              | 72             | 350         | V        |
| 4      | * 2.48402       | 32.92                | RMS | 32.3          | -20.9                  | 44.32                      | 54                     | -9.68       | -                   | -              | 72             | 350         | V        |

\* - indicates frequency in CFR47 Pt 15 / IC RSS-Restricted Band  
 PK - Peak detector  
 RMS - RMS detection



**BANDEDGE (HIGH CHANNEL, CH 13)**

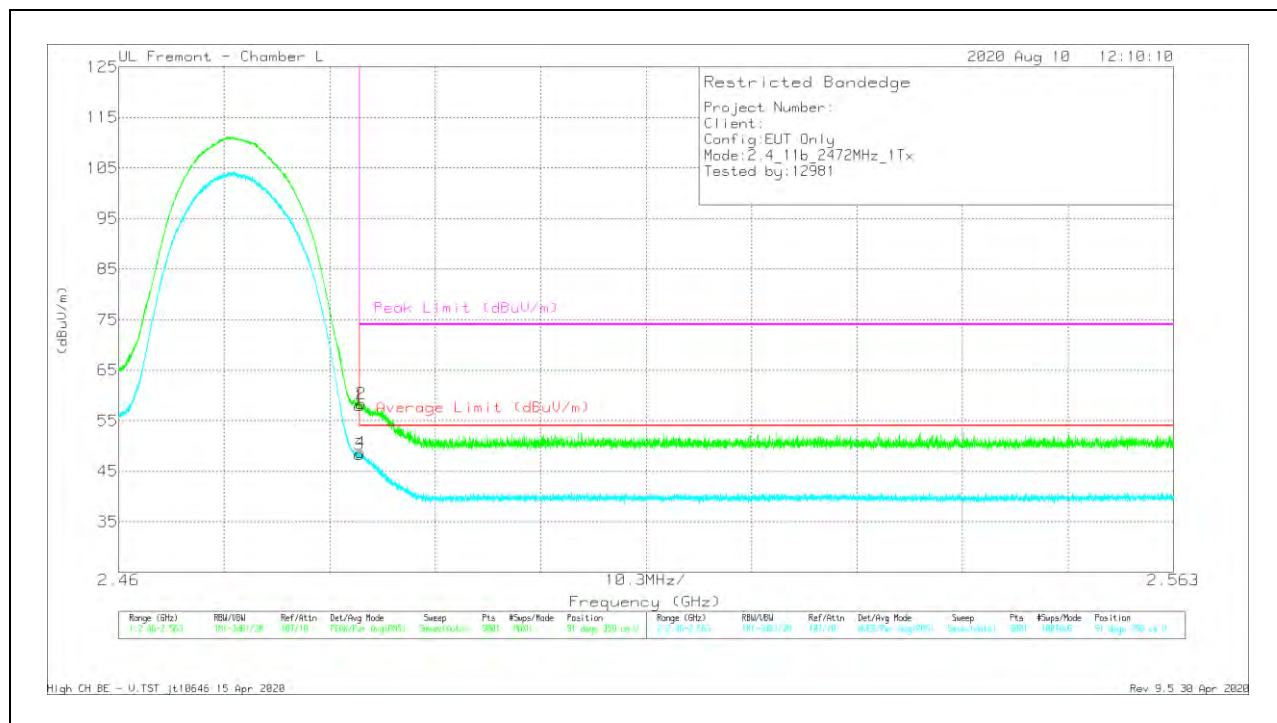
**HORIZONTAL RESULT**



| Marker | Frequency (GHz) | Meter Reading (dBuV) | Det | AF 344 (dB/m) | Amp/Cb/Filtr/Pad (dB) | Corrected Reading (dBuV/m) | Average Limit (dBuV/m) | Margin (dB) | Peak Limit (dBuV/m) | PK Margin (dB) | Azimuth (Degs) | Height (cm) | Polarity |
|--------|-----------------|----------------------|-----|---------------|-----------------------|----------------------------|------------------------|-------------|---------------------|----------------|----------------|-------------|----------|
| 1      | * 2.48351       | 45.74                | Pk  | 32.3          | -20.9                 | 57.14                      | -                      | -           | 74                  | -16.86         | 153            | 126         | H        |
| 2      | * 2.48369       | 46.38                | Pk  | 32.3          | -20.9                 | 57.78                      | -                      | -           | 74                  | -16.22         | 153            | 126         | H        |
| 3      | * 2.48351       | 38.57                | RMS | 32.3          | -20.9                 | 49.97                      | 54                     | -4.03       | -                   | -              | 153            | 126         | H        |
| 4      | * 2.48388       | 39.19                | RMS | 32.3          | -20.9                 | 50.59                      | 54                     | -3.41       | -                   | -              | 153            | 126         | H        |

\* - indicates frequency in CFR47 Pt 15 / IC RSS-Restricted Band  
 Pk - Peak detector  
 RMS - RMS detection

### VERTICAL RESULT

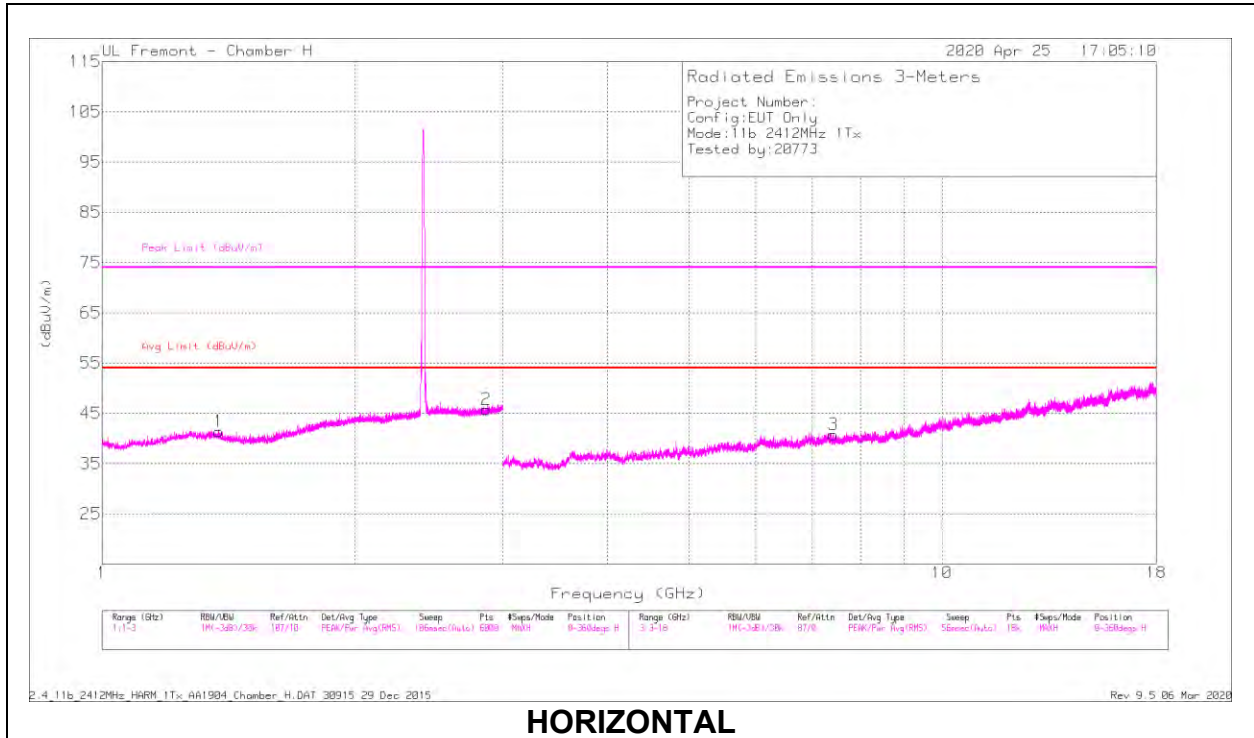


| Marker | Frequency (GHz) | Meter Reading (dBuV) | Det | AF 344 (dB/m) | Amp/Cbl/Filtr/Pad (dB) | Corrected Reading (dBuV/m) | Average Limit (dBuV/m) | Margin (dB) | Peak Limit (dBuV/m) | PK Margin (dB) | Azimuth (Degs) | Height (cm) | Polarity |
|--------|-----------------|----------------------|-----|---------------|------------------------|----------------------------|------------------------|-------------|---------------------|----------------|----------------|-------------|----------|
| 1      | * 2.48351       | 46.55                | PK  | 32.3          | -20.9                  | 57.95                      | -                      | -           | 74                  | -16.05         | 91             | 350         | V        |
| 2      | * 2.48368       | 46.93                | PK  | 32.3          | -20.9                  | 58.33                      | -                      | -           | 74                  | -15.67         | 91             | 350         | V        |
| 3      | * 2.48351       | 36.96                | RMS | 32.3          | -20.9                  | 48.36                      | 54                     | -5.64       | -                   | -              | 91             | 350         | V        |
| 4      | * 2.4836        | 37.32                | RMS | 32.3          | -20.9                  | 48.72                      | 54                     | -5.28       | -                   | -              | 91             | 350         | V        |

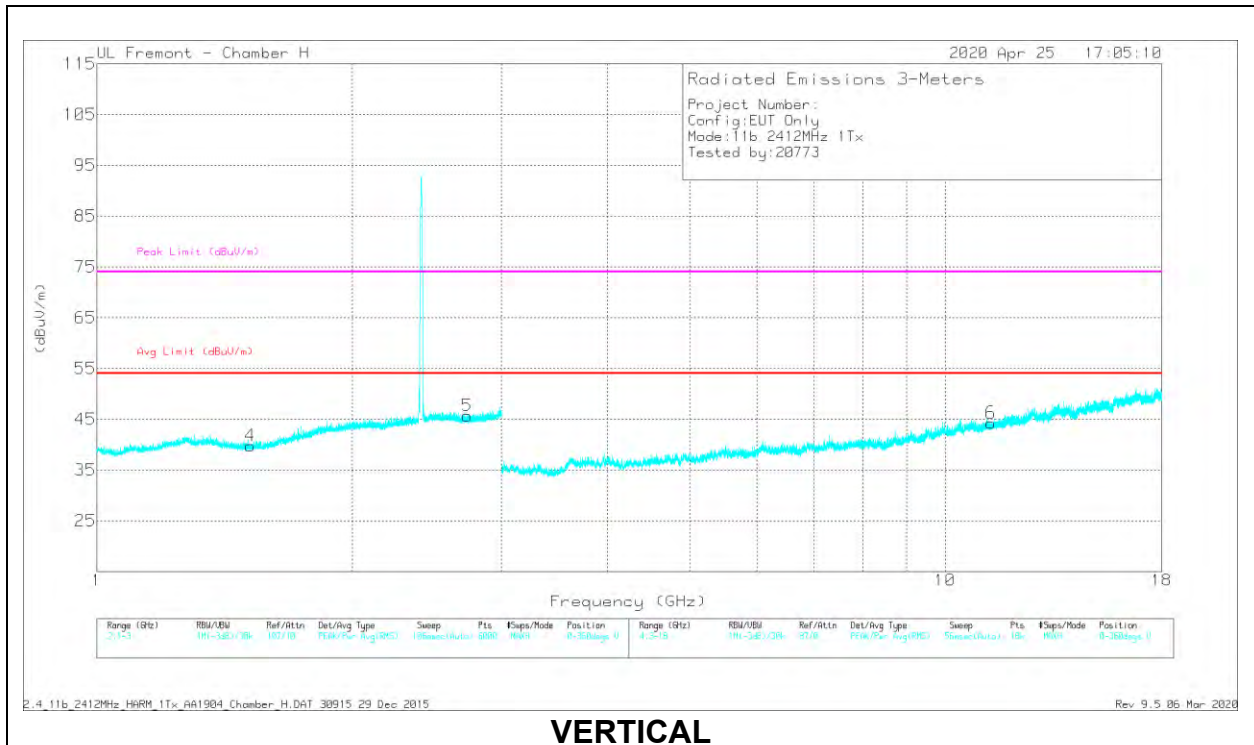
\* - indicates frequency in CFR47 Pt 15 / IC RSS-Restricted Band  
 PK - Peak detector  
 RMS - RMS detection

**HARMONICS AND SPURIOUS EMISSIONS**

**LOW CHANNEL, CH 1 RESULTS**



**HORIZONTAL**



**VERTICAL**



**RADIATED EMISSIONS**

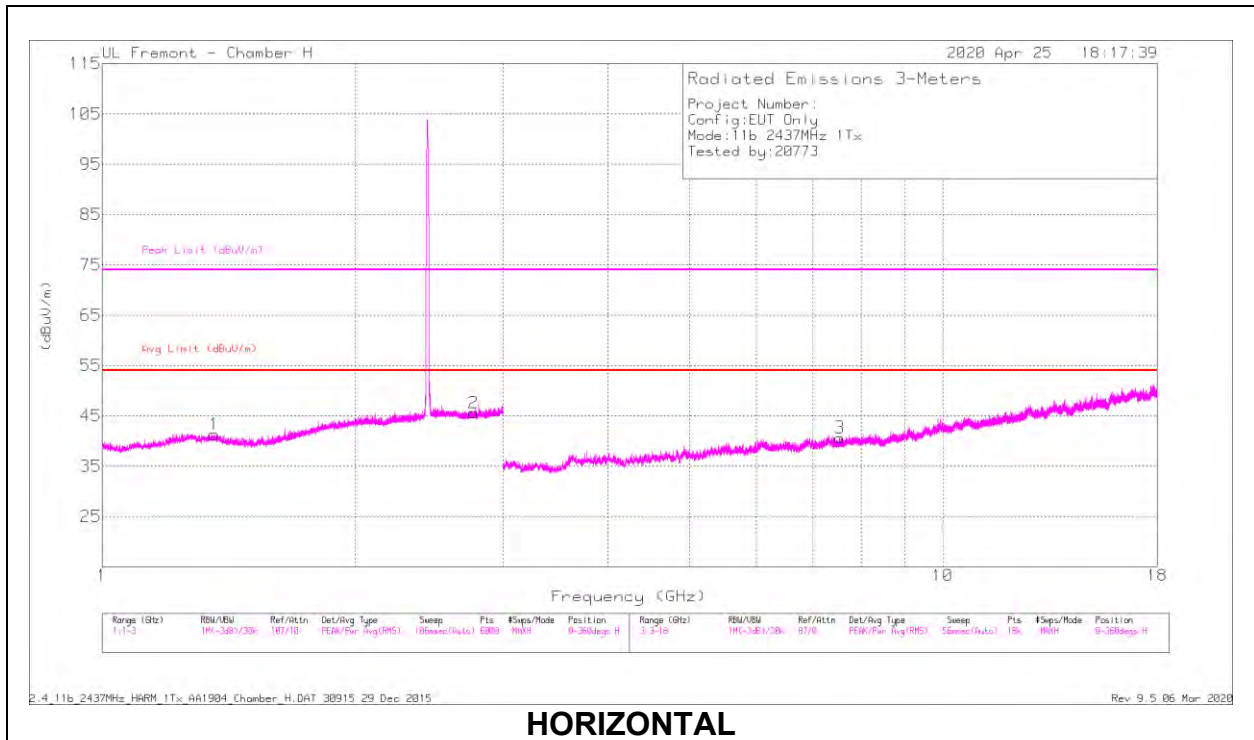
| Marker | Frequency (GHz) | Meter Reading (dBuV) | Det  | AF T863 (dB/m) | Amp/Cbl/Filtr/Pad (dB) | Corrected Reading (dBuV/m) | Avg Limit (dBuV/m) | Margin (dB) | Peak Limit (dBuV/m) | PK Margin (dB) | Azimuth (Degs) | Height (cm) | Polarity |
|--------|-----------------|----------------------|------|----------------|------------------------|----------------------------|--------------------|-------------|---------------------|----------------|----------------|-------------|----------|
| 1      | * 1.37811       | 45.01                | PK2  | 28.8           | -25.4                  | 48.41                      | -                  | -           | 74                  | -25.59         | 94             | 164         | H        |
|        | * 1.37559       | 33.44                | MAv1 | 28.8           | -25.4                  | 36.84                      | 54                 | -17.16      | -                   | -              | 94             | 164         | H        |
| 2      | * 2.86709       | 44.2                 | PK2  | 32.5           | -23.4                  | 53.3                       | -                  | -           | 74                  | -20.7          | 132            | 229         | H        |
|        | * 2.86725       | 32.55                | MAv1 | 32.5           | -23.4                  | 41.65                      | 54                 | -12.35      | -                   | -              | 132            | 229         | H        |
| 4      | * 1.51786       | 44.91                | PK2  | 27.8           | -25.1                  | 47.61                      | -                  | -           | 74                  | -26.39         | 27             | 119         | V        |
|        | * 1.51635       | 33.23                | MAv1 | 27.8           | -25.1                  | 35.93                      | 54                 | -18.07      | -                   | -              | 27             | 119         | V        |
| 5      | * 2.73373       | 44.69                | PK2  | 32.2           | -23.5                  | 53.39                      | -                  | -           | 74                  | -20.61         | 146            | 142         | V        |
|        | * 2.73169       | 32.57                | MAv1 | 32.2           | -23.5                  | 41.27                      | 54                 | -12.73      | -                   | -              | 146            | 142         | V        |
| 3      | * 7.42502       | 39.75                | PK2  | 36.1           | -27.7                  | 48.15                      | -                  | -           | 74                  | -25.85         | 118            | 199         | H        |
|        | * 7.42358       | 28                   | MAv1 | 36.1           | -27.7                  | 36.4                       | 54                 | -17.6       | -                   | -              | 118            | 199         | H        |
| 6      | * 11.32845      | 37.14                | PK2  | 38             | -24                    | 51.14                      | -                  | -           | 74                  | -22.86         | 334            | 207         | V        |
|        | * 11.32673      | 26.14                | MAv1 | 38             | -24                    | 40.14                      | 54                 | -13.86      | -                   | -              | 334            | 207         | V        |

\* - indicates frequency in CFR47 Pt 15 / IC RSS-Restricted Band

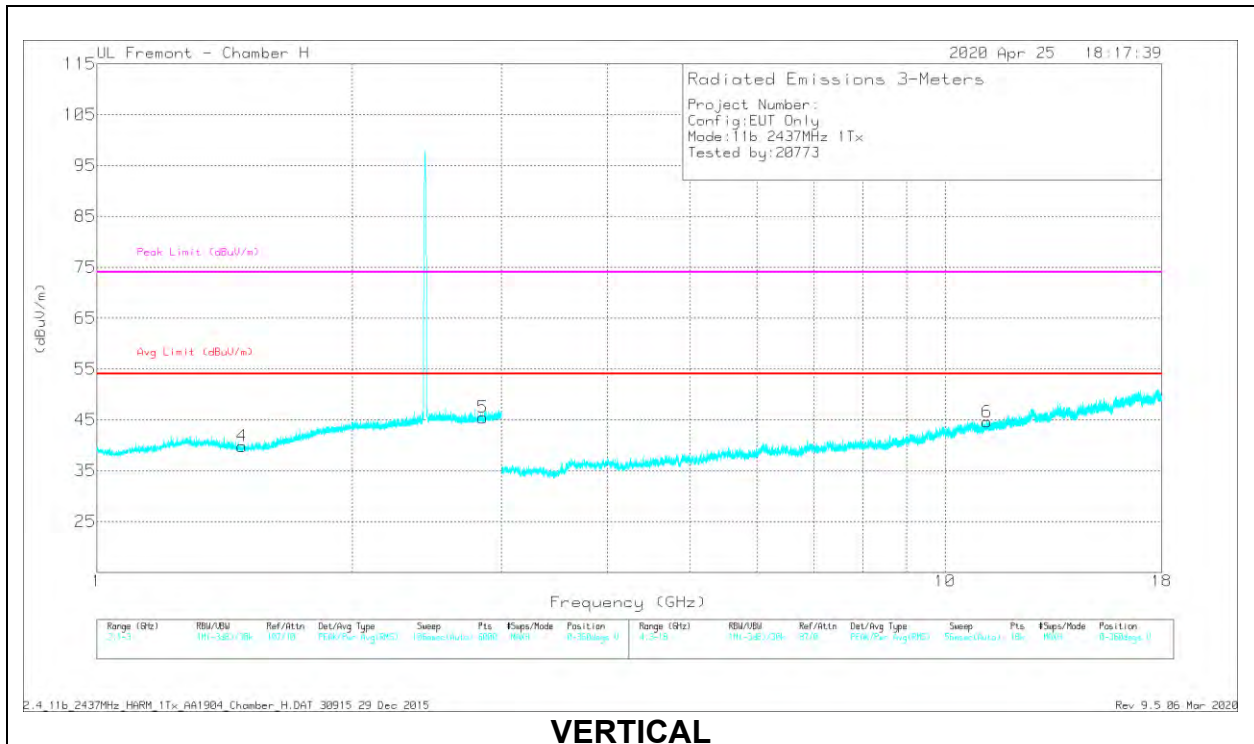
PK2 - KDB558074 Method: Maximum Peak

MAv1 - KDB558074 Option 1 Maximum RMS Average

### MID CHANNEL, CH 6 RESULTS



**HORIZONTAL**



**VERTICAL**

**RADIATED EMISSIONS**

| Marker | Frequency (GHz) | Meter Reading (dBuV) | Det  | AF T863 (dB/m) | Amp/Cbl/Filtr/Pad (dB) | Corrected Reading (dBuV/m) | Avg Limit (dBuV/m) | Margin (dB) | Peak Limit (dBuV/m) | PK Margin (dB) | Azimuth (Degs) | Height (cm) | Polarity |
|--------|-----------------|----------------------|------|----------------|------------------------|----------------------------|--------------------|-------------|---------------------|----------------|----------------|-------------|----------|
| 1      | * 1.35914       | 44.9                 | PK2  | 29.1           | -25.5                  | 48.5                       | -                  | -           | 74                  | -25.5          | 289            | 115         | H        |
|        | * 1.36058       | 33.33                | MAv1 | 29.1           | -25.5                  | 36.93                      | 54                 | -17.07      | -                   | -              | 289            | 115         | H        |
| 2      | * 2.76594       | 44.7                 | PK2  | 32.2           | -23.5                  | 53.4                       | -                  | -           | 74                  | -20.6          | 354            | 131         | H        |
|        | * 2.7621        | 32.58                | MAv1 | 32.2           | -23.5                  | 41.28                      | 54                 | -12.72      | -                   | -              | 354            | 131         | H        |
| 4      | * 1.4842        | 45.18                | PK2  | 27.8           | -25.1                  | 47.88                      | -                  | -           | 74                  | -26.12         | 262            | 138         | V        |
|        | * 1.4815        | 33.17                | MAv1 | 27.8           | -25.1                  | 35.87                      | 54                 | -18.13      | -                   | -              | 262            | 138         | V        |
| 5      | * 2.85529       | 44.79                | PK2  | 32.4           | -23.4                  | 53.79                      | -                  | -           | 74                  | -20.21         | 226            | 189         | V        |
|        | * 2.85546       | 32.42                | MAv1 | 32.4           | -23.4                  | 41.42                      | 54                 | -12.58      | -                   | -              | 226            | 189         | V        |
| 3      | * 7.54667       | 39.24                | PK2  | 36.1           | -28.1                  | 47.24                      | -                  | -           | 74                  | -26.76         | 163            | 250         | H        |
|        | * 7.54428       | 28.12                | MAv1 | 36.1           | -28.1                  | 36.12                      | 54                 | -17.88      | -                   | -              | 163            | 250         | H        |
| 6      | * 11.2153       | 36.95                | PK2  | 37.9           | -23.5                  | 51.35                      | -                  | -           | 74                  | -22.65         | 354            | 255         | V        |
|        | * 11.2137       | 25.91                | MAv1 | 37.9           | -23.5                  | 40.31                      | 54                 | -13.69      | -                   | -              | 354            | 255         | V        |

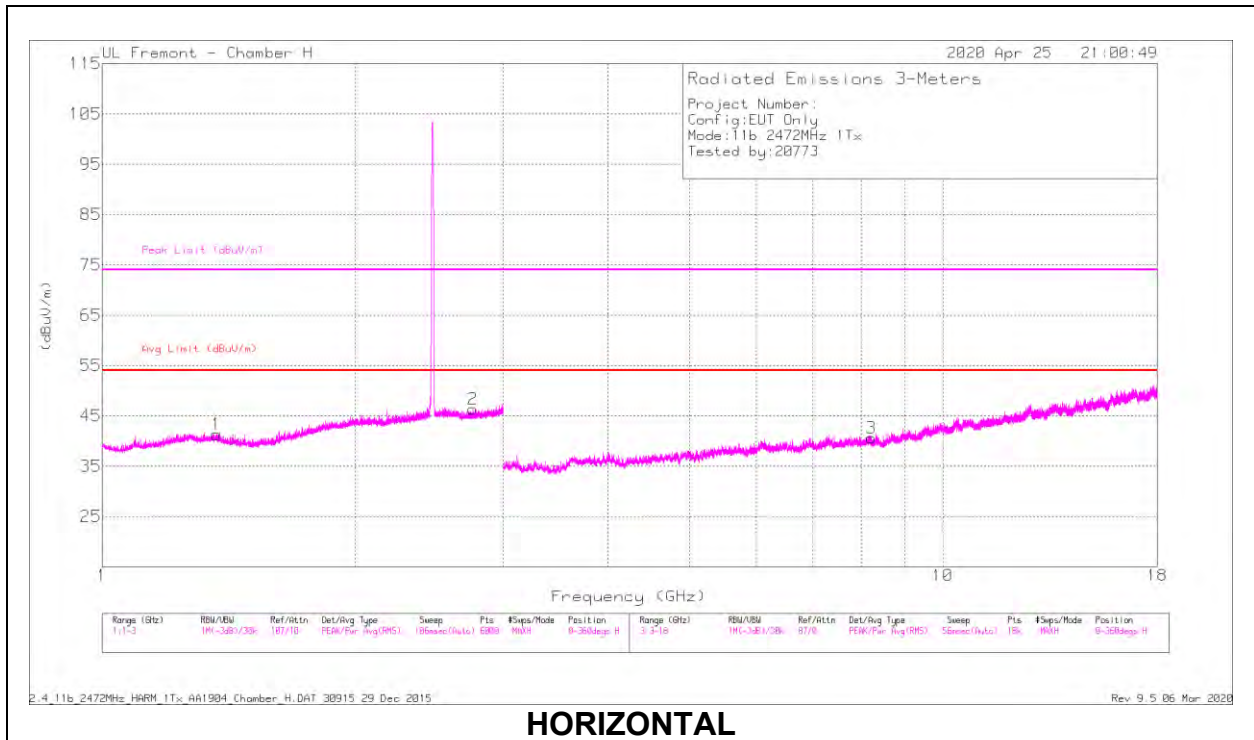
\* - indicates frequency in CFR47 Pt 15 / IC RSS-Restricted Band

PK2 - KDB558074 Method: Maximum Peak

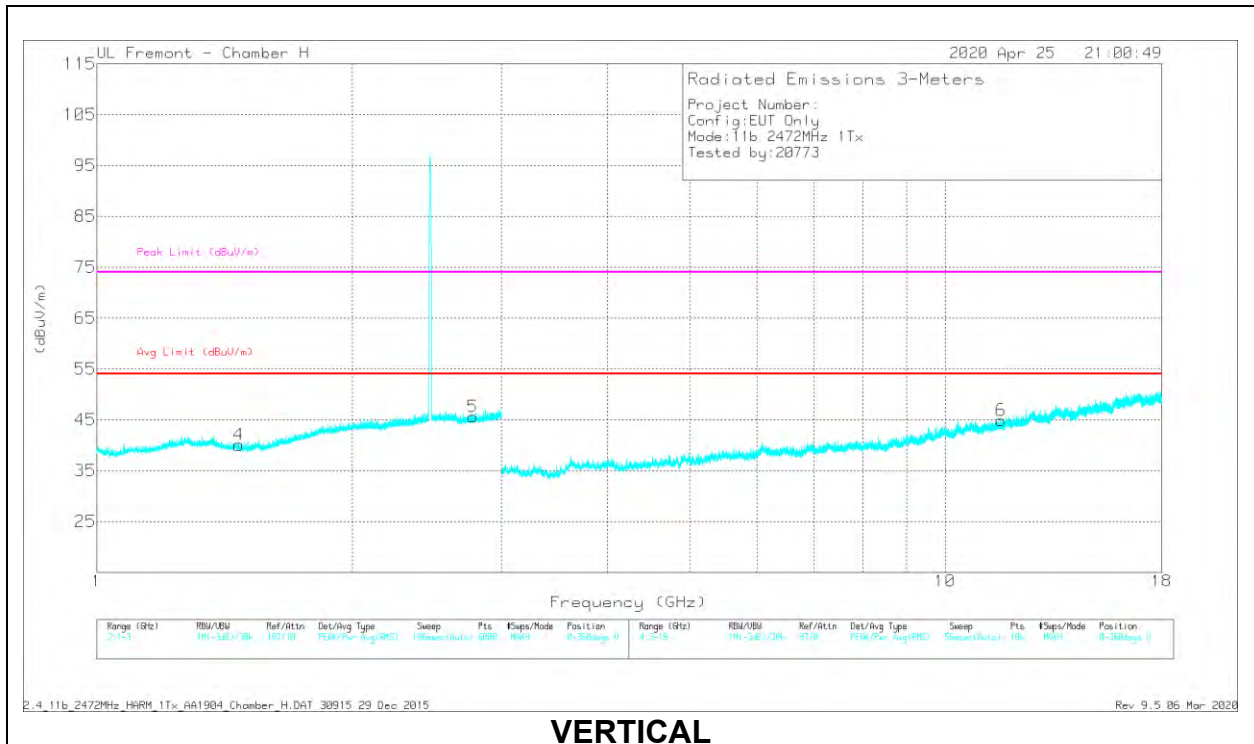
MAv1 - KDB558074 Option 1 Maximum RMS Average



### HIGH CHANNEL, CH 13 RESULTS



**HORIZONTAL**



**VERTICAL**

**RADIATED EMISSIONS**

| Marker | Frequency (GHz) | Meter Reading (dBuV) | Det  | AF T863 (dB/m) | Amp/Cbl/Filtr/Pad (dB) | Corrected Reading (dBuV/m) | Avg Limit (dBuV/m) | Margin (dB) | Peak Limit (dBuV/m) | PK Margin (dB) | Azimuth (Degs) | Height (cm) | Polarity |
|--------|-----------------|----------------------|------|----------------|------------------------|----------------------------|--------------------|-------------|---------------------|----------------|----------------|-------------|----------|
| 1      | * 1.3683        | 45.13                | PK2  | 29             | -25.5                  | 48.63                      | -                  | -           | 74                  | -25.37         | 20             | 176         | H        |
|        | * 1.36984       | 33.34                | MAv1 | 28.9           | -25.4                  | 36.84                      | 54                 | -17.16      | -                   | -              | 20             | 176         | H        |
| 2      | * 2.75976       | 44.56                | PK2  | 32.2           | -23.5                  | 53.26                      | -                  | -           | 74                  | -20.74         | 287            | 191         | H        |
|        | * 2.75965       | 32.64                | MAv1 | 32.2           | -23.5                  | 41.34                      | 54                 | -12.66      | -                   | -              | 287            | 191         | H        |
| 4      | * 1.47031       | 44.69                | PK2  | 27.9           | -25.1                  | 47.49                      | -                  | -           | 74                  | -26.51         | 190            | 333         | V        |
|        | * 1.4685        | 33.22                | MAv1 | 27.9           | -25.2                  | 35.92                      | 54                 | -18.08      | -                   | -              | 190            | 333         | V        |
| 5      | * 2.77802       | 43.76                | PK2  | 32.3           | -23.5                  | 52.56                      | -                  | -           | 74                  | -21.44         | 202            | 166         | V        |
|        | * 2.77737       | 32.58                | MAv1 | 32.3           | -23.5                  | 41.38                      | 54                 | -12.62      | -                   | -              | 202            | 166         | V        |
| 3      | * 8.22951       | 38.12                | PK2  | 36.1           | -26.6                  | 47.62                      | -                  | -           | 74                  | -26.38         | 116            | 106         | H        |
|        | * 8.22679       | 27.03                | MAv1 | 36.1           | -26.6                  | 36.53                      | 54                 | -17.47      | -                   | -              | 116            | 106         | H        |
| 6      | * 11.64862      | 37.03                | PK2  | 38.4           | -23.7                  | 51.73                      | -                  | -           | 74                  | -22.27         | 104            | 214         | V        |
|        | * 11.65154      | 25.77                | MAv1 | 38.4           | -23.7                  | 40.47                      | 54                 | -13.53      | -                   | -              | 104            | 214         | V        |

\* - indicates frequency in CFR47 Pt 15 / IC RSS-Restricted Band

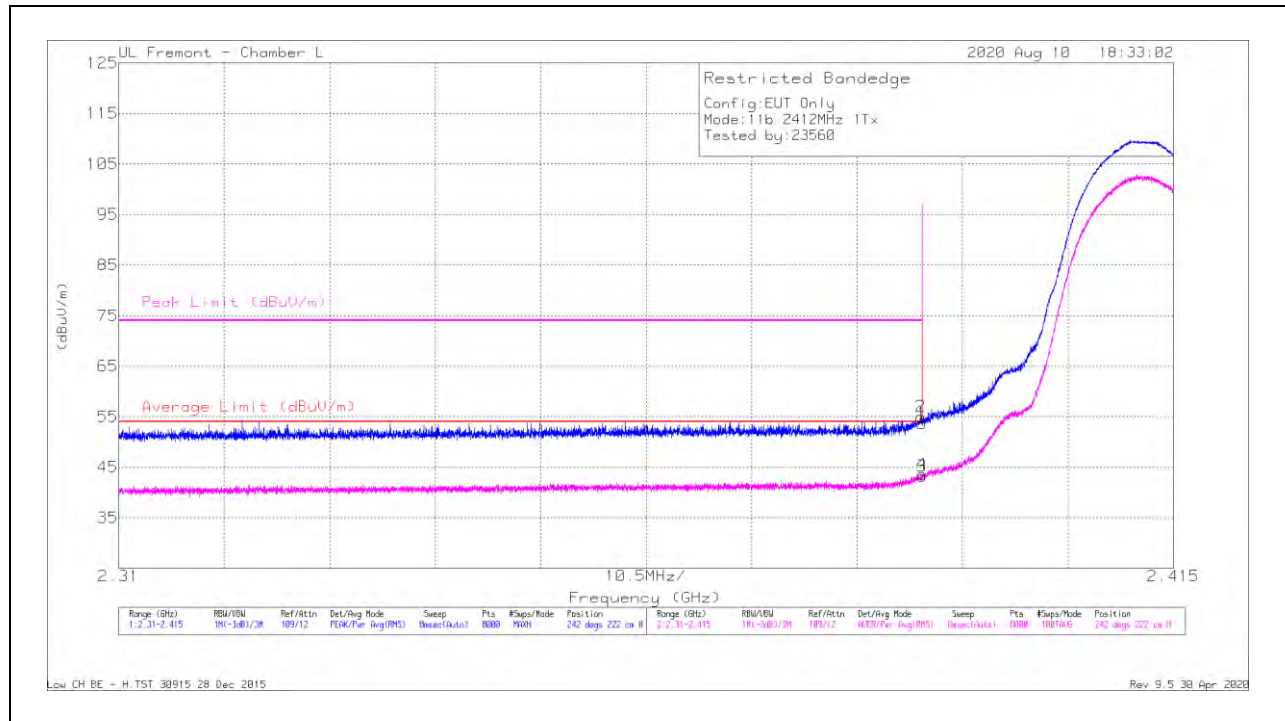
PK2 - KDB558074 Method: Maximum Peak

MAv1 - KDB558074 Option 1 Maximum RMS Average

**ANT 3**

**BANDEDGE (LOW CHANNEL, CH 1)**

**HORIZONTAL RESULT**

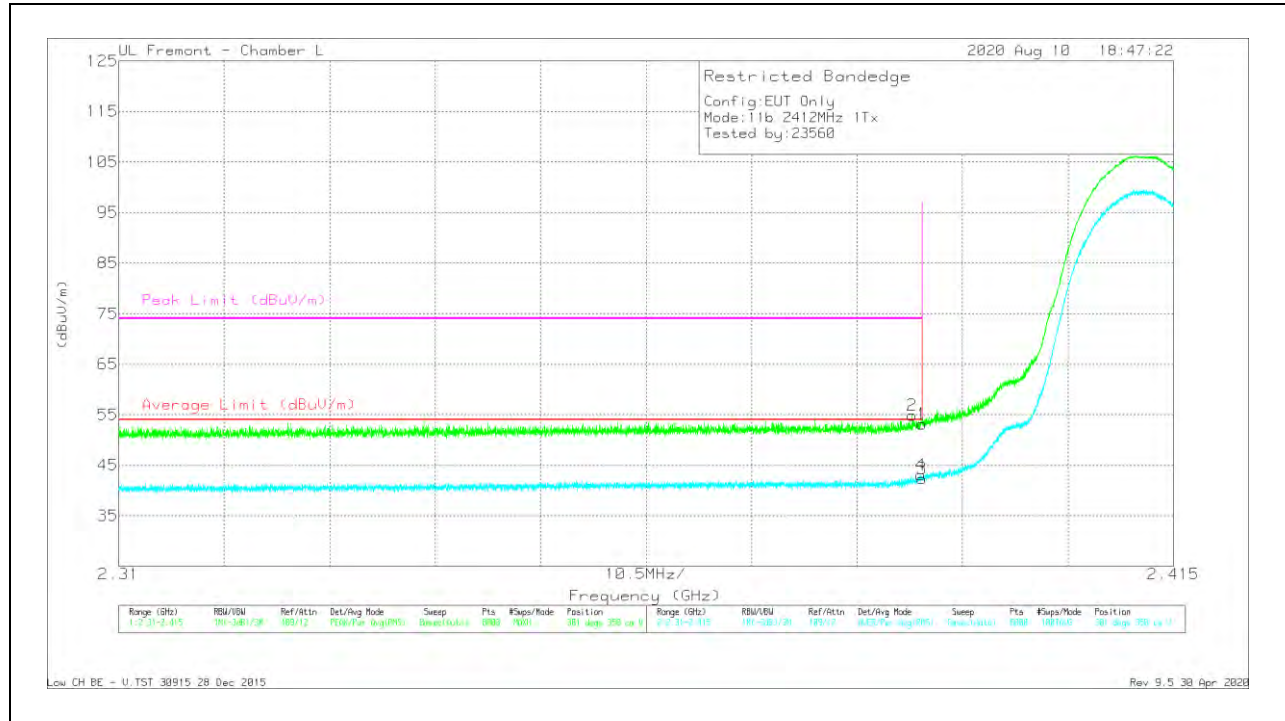


| Marker | Frequency (GHz) | Meter Reading (dBuV) | Det | AF 344 (dB/m) | Amp/Cbl/Filtr/Pad (dB) | Corrected Reading (dBuV/m) | Average Limit (dBuV/m) | Margin (dB) | Peak Limit (dBuV/m) | PK Margin (dB) | Azimuth (Degs) | Height (cm) | Polarity |
|--------|-----------------|----------------------|-----|---------------|------------------------|----------------------------|------------------------|-------------|---------------------|----------------|----------------|-------------|----------|
| 1      | * 2.39          | 34.86                | Pk  | 31.9          | -13.1                  | 53.66                      | -                      | -           | 74                  | -20.34         | 242            | 222         | H        |
| 2      | * 2.38983       | 36.19                | Pk  | 31.9          | -13.1                  | 54.99                      | -                      | -           | 74                  | -19.01         | 242            | 222         | H        |
| 3      | * 2.39          | 24.39                | RMS | 31.9          | -13.1                  | 43.19                      | 54                     | -10.81      | -                   | -              | 242            | 222         | H        |
| 4      | * 2.38997       | 24.75                | RMS | 31.9          | -13.1                  | 43.55                      | 54                     | -10.45      | -                   | -              | 242            | 222         | H        |

\* - indicates frequency in CFR47 Pt 15 / IC RSS-Restricted Band  
 Pk - Peak detector  
 RMS - RMS detection



### VERTICAL RESULT

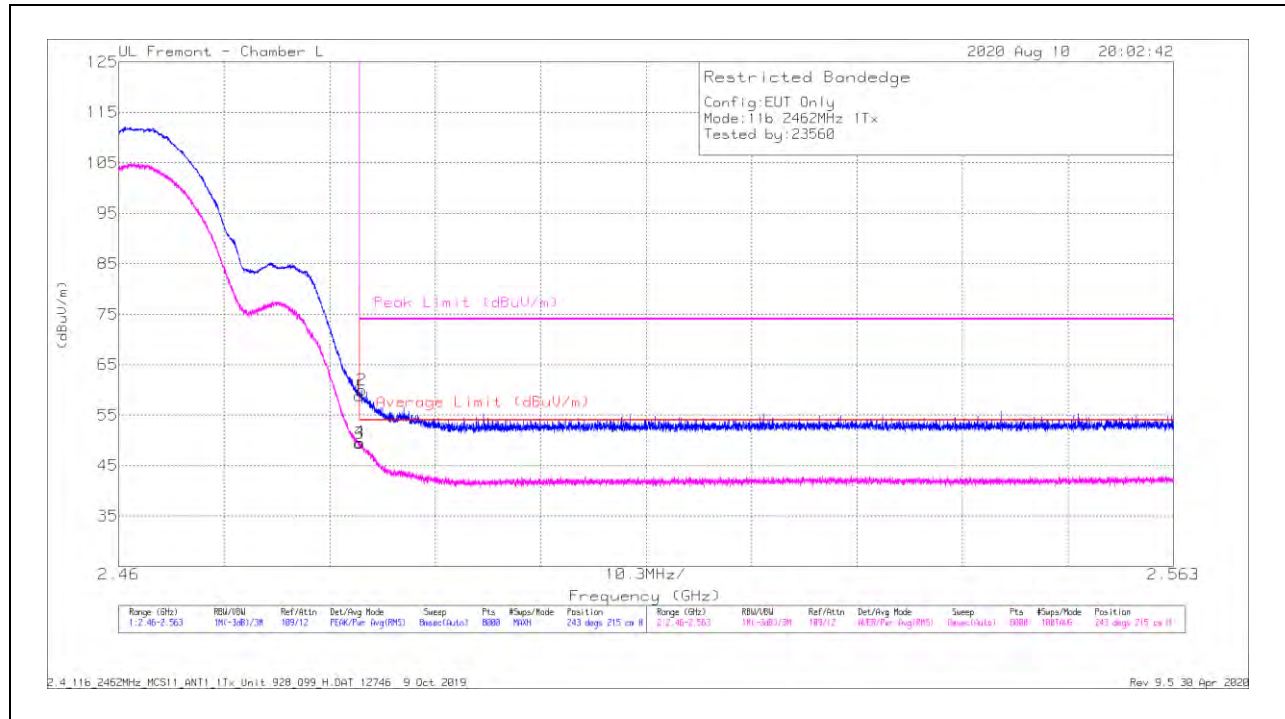


| Marker | Frequency (GHz) | Meter Reading (dBuV) | Det | AF 344 (dB/m) | Amp/Cbl/Filtr/Pad (dB) | Corrected Reading (dBuV/m) | Average Limit (dBuV/m) | Margin (dB) | Peak Limit (dBuV/m) | PK Margin (dB) | Azimuth (Degs) | Height (cm) | Polarity |
|--------|-----------------|----------------------|-----|---------------|------------------------|----------------------------|------------------------|-------------|---------------------|----------------|----------------|-------------|----------|
| 1      | * 2.39          | 34.4                 | Pk  | 31.9          | -13.1                  | 53.2                       | -                      | -           | 74                  | -20.8          | 301            | 350         | V        |
| 2      | * 2.389         | 36.13                | Pk  | 31.9          | -13.1                  | 54.93                      | -                      | -           | 74                  | -19.07         | 301            | 350         | V        |
| 3      | * 2.39          | 23.52                | RMS | 31.9          | -13.1                  | 42.32                      | 54                     | -11.68      | -                   | -              | 301            | 350         | V        |
| 4      | * 2.38985       | 24.32                | RMS | 31.9          | -13.1                  | 43.12                      | 54                     | -10.88      | -                   | -              | 301            | 350         | V        |

\* - indicates frequency in CFR47 Pt 15 / IC RSS-Restricted Band  
 Pk - Peak detector  
 RMS - RMS detection

**BANDEDGE (HIGH CHANNEL, CH 11)**

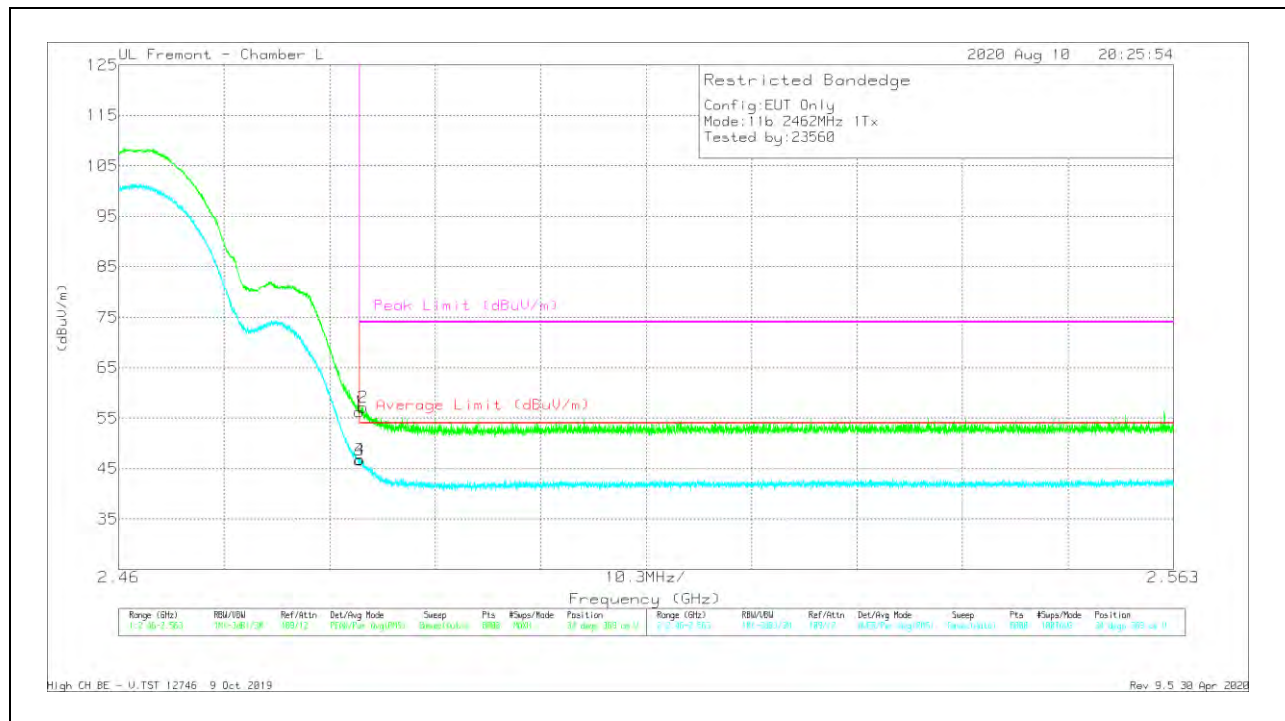
**HORIZONTAL RESULT**



| Marker | Frequency (GHz) | Meter Reading (dBuV) | Det | AF 344 (dB/m) | Amp/Cb/Fitr/Pad (dB) | Corrected Reading (dBuV/m) | Average Limit (dBuV/m) | Margin (dB) | Peak Limit (dBuV/m) | PK Margin (dB) | Azimuth (Degs) | Height (cm) | Polarity |
|--------|-----------------|----------------------|-----|---------------|----------------------|----------------------------|------------------------|-------------|---------------------|----------------|----------------|-------------|----------|
| 1      | * 2.4835        | 39.43                | Pk  | 32.3          | -12.9                | 58.83                      | -                      | -           | 74                  | -15.17         | 243            | 215         | H        |
| 2      | * 2.48372       | 40.59                | Pk  | 32.3          | -12.9                | 59.99                      | -                      | -           | 74                  | -14.01         | 243            | 215         | H        |
| 3      | * 2.4835        | 30                   | RMS | 32.3          | -12.9                | 49.4                       | 54                     | -4.6        | -                   | -              | 243            | 215         | H        |
| 4      | * 2.48355       | 30.21                | RMS | 32.3          | -12.9                | 49.61                      | 54                     | -4.39       | -                   | -              | 243            | 215         | H        |

\* - indicates frequency in CFR47 Pt 15 / IC RSS-Restricted Band  
 Pk - Peak detector  
 RMS - RMS detection

### VERTICAL RESULT



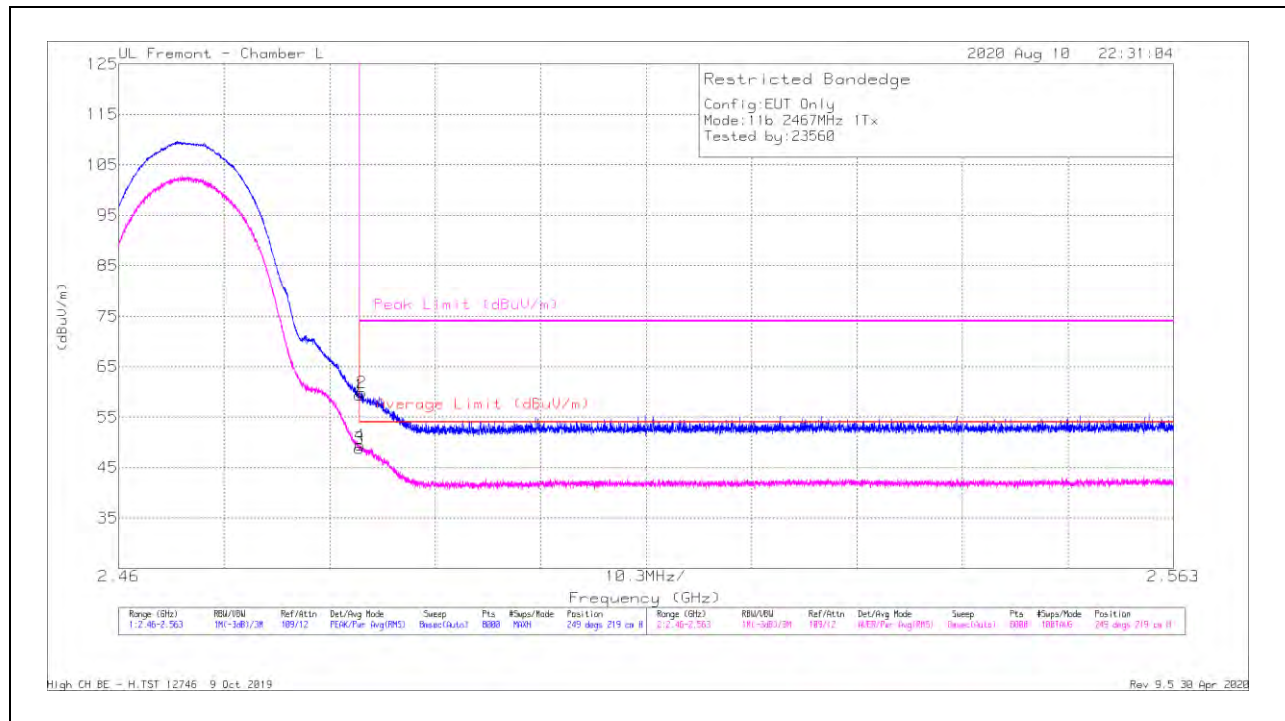
| Marker | Frequency (GHz) | Meter Reading (dBuV) | Det | AF 344 (dB/m) | Amp/Cb/Filtr/Pad (dB) | Corrected Reading (dBuV/m) | Average Limit (dBuV/m) | Margin (dB) | Peak Limit (dBuV/m) | PK Margin (dB) | Azimuth (Degs) | Height (cm) | Polarity |
|--------|-----------------|----------------------|-----|---------------|-----------------------|----------------------------|------------------------|-------------|---------------------|----------------|----------------|-------------|----------|
| 1      | * 2.4835        | 36.82                | Pk  | 32.3          | -12.9                 | 56.22                      | -                      | -           | 74                  | -17.78         | 34             | 369         | V        |
| 2      | * 2.48385       | 37.69                | Pk  | 32.3          | -12.9                 | 57.09                      | -                      | -           | 74                  | -16.91         | 34             | 369         | V        |
| 3      | * 2.4835        | 27.25                | RMS | 32.3          | -12.9                 | 46.65                      | 54                     | -7.35       | -                   | -              | 34             | 369         | V        |
| 4      | * 2.48358       | 27.38                | RMS | 32.3          | -12.9                 | 46.78                      | 54                     | -7.22       | -                   | -              | 34             | 369         | V        |

\* - indicates frequency in CFR47 Pt 15 / IC RSS-Restricted Band  
 Pk - Peak detector  
 RMS - RMS detection



**BANDEDGE (HIGH CHANNEL, CH 12)**

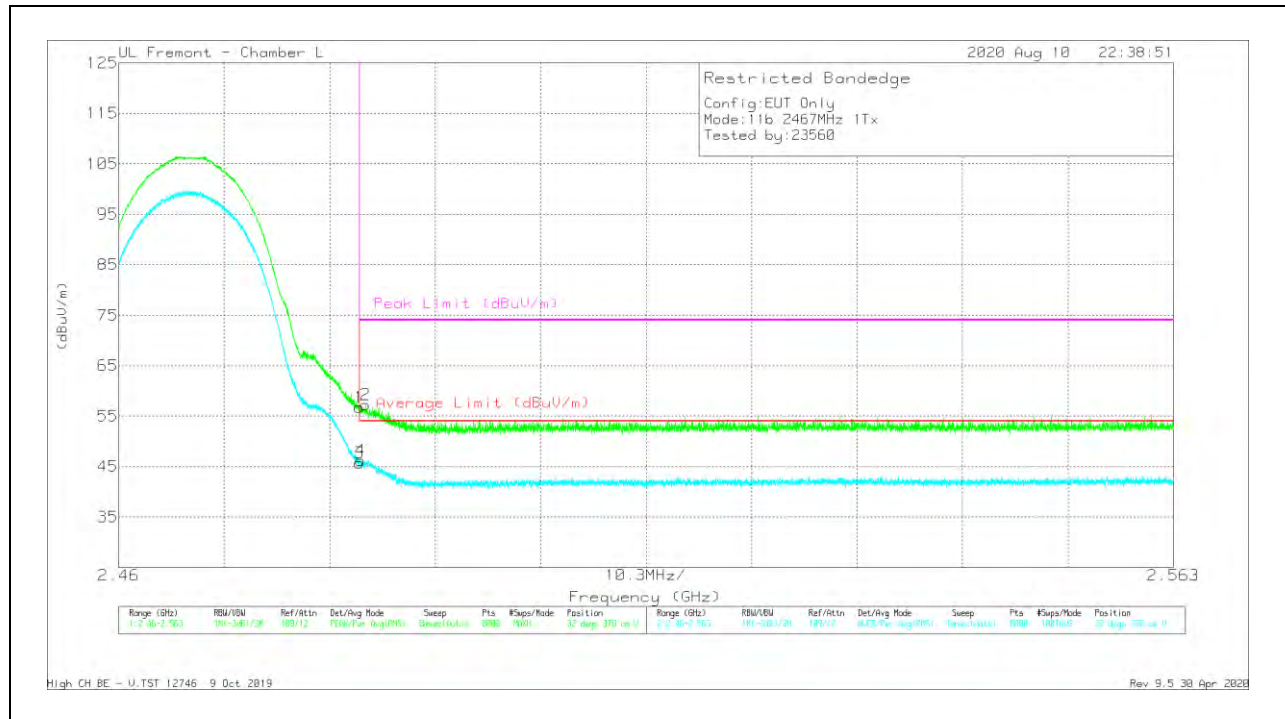
**HORIZONTAL RESULT**



| Marker | Frequency (GHz) | Meter Reading (dBuV) | Det | AF 344 (dB/m) | Amp/Cb/Fitr/Pad (dB) | Corrected Reading (dBuV/m) | Average Limit (dBuV/m) | Margin (dB) | Peak Limit (dBuV/m) | PK Margin (dB) | Azimuth (Degs) | Height (cm) | Polarity |
|--------|-----------------|----------------------|-----|---------------|----------------------|----------------------------|------------------------|-------------|---------------------|----------------|----------------|-------------|----------|
| 1      | * 2.4835        | 39.95                | Pk  | 32.3          | -12.9                | 59.35                      | -                      | -           | 74                  | -14.65         | 249            | 219         | H        |
| 2      | * 2.48376       | 40.42                | Pk  | 32.3          | -12.9                | 59.82                      | -                      | -           | 74                  | -14.18         | 249            | 219         | H        |
| 3      | * 2.4835        | 29.45                | RMS | 32.3          | -12.9                | 48.85                      | 54                     | -5.15       | -                   | -              | 249            | 219         | H        |
| 4      | * 2.48355       | 30.07                | RMS | 32.3          | -12.9                | 49.47                      | 54                     | -4.53       | -                   | -              | 249            | 219         | H        |

\* - indicates frequency in CFR47 Pt 15 / IC RSS-Restricted Band  
 Pk - Peak detector  
 RMS - RMS detection

### VERTICAL RESULT

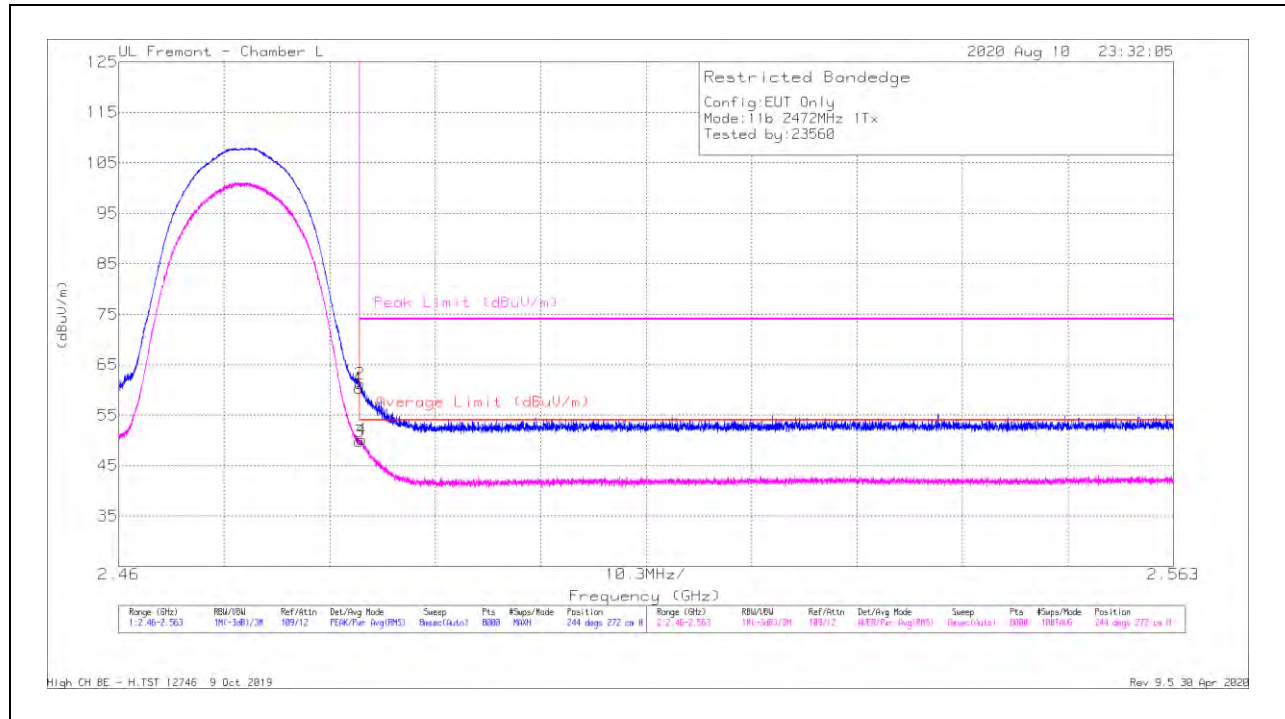


| Marker | Frequency (GHz) | Meter Reading (dBuV) | Det | AF 344 (dB/m) | Amp/Cbl/Filtr/Pad (dB) | Corrected Reading (dBuV/m) | Average Limit (dBuV/m) | Margin (dB) | Peak Limit (dBuV/m) | PK Margin (dB) | Azimuth (Degs) | Height (cm) | Polarity |
|--------|-----------------|----------------------|-----|---------------|------------------------|----------------------------|------------------------|-------------|---------------------|----------------|----------------|-------------|----------|
| 1      | * 2.4835        | 37.34                | PK  | 32.3          | -12.9                  | 56.74                      | -                      | -           | 74                  | -17.26         | 32             | 370         | V        |
| 2      | * 2.48412       | 37.9                 | PK  | 32.3          | -12.9                  | 57.3                       | -                      | -           | 74                  | -16.7          | 32             | 370         | V        |
| 3      | * 2.4835        | 26.25                | RMS | 32.3          | -12.9                  | 45.65                      | 54                     | -8.35       | -                   | -              | 32             | 370         | V        |
| 4      | * 2.48363       | 26.78                | RMS | 32.3          | -12.9                  | 46.18                      | 54                     | -7.82       | -                   | -              | 32             | 370         | V        |

\* - indicates frequency in CFR47 Pt 15 / IC RSS-Restricted Band  
 Pk - Peak detector  
 RMS - RMS detection

**BANDEDGE (HIGH CHANNEL, CH 13)**

**HORIZONTAL RESULT**

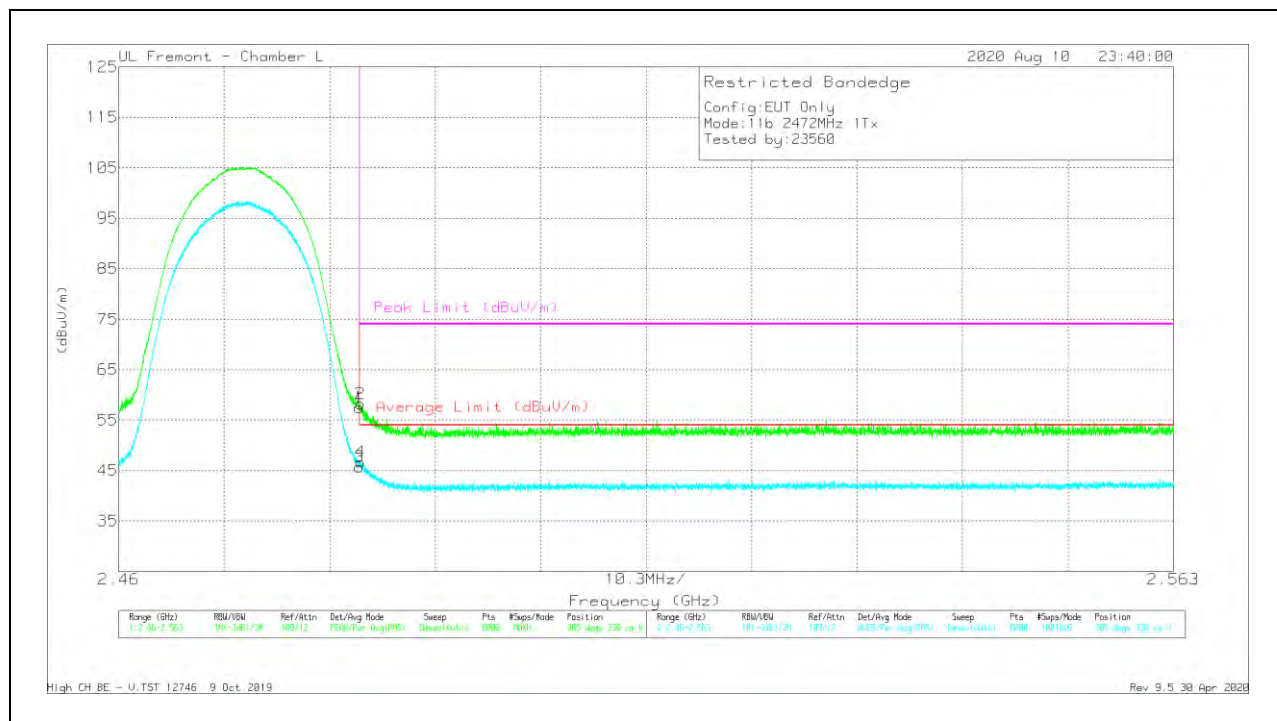


| Marker | Frequency (GHz) | Meter Reading (dBuV) | Det | AF 344 (dB/m) | Amp/Cb/Filtr/Pad (dB) | Corrected Reading (dBuV/m) | Average Limit (dBuV/m) | Margin (dB) | Peak Limit (dBuV/m) | PK Margin (dB) | Azimuth (Degs) | Height (cm) | Polarity |
|--------|-----------------|----------------------|-----|---------------|-----------------------|----------------------------|------------------------|-------------|---------------------|----------------|----------------|-------------|----------|
| 1      | * 2.4835        | 41                   | Pk  | 32.3          | -12.9                 | 60.4                       | -                      | -           | 74                  | -13.6          | 244            | 272         | H        |
| 2      | * 2.48355       | 41.86                | Pk  | 32.3          | -12.9                 | 61.26                      | -                      | -           | 74                  | -12.74         | 244            | 272         | H        |
| 3      | * 2.4835        | 30.38                | RMS | 32.3          | -12.9                 | 49.78                      | 54                     | -4.22       | -                   | -              | 244            | 272         | H        |
| 4      | * 2.48372       | 30.78                | RMS | 32.3          | -12.9                 | 50.18                      | 54                     | -3.82       | -                   | -              | 244            | 272         | H        |

\* - indicates frequency in CFR47 Pt 15 / IC RSS-Restricted Band  
 Pk - Peak detector  
 RMS - RMS detection



### VERTICAL RESULT



| Marker | Frequency (GHz) | Meter Reading (dBuV) | Det | AF 344 (dB/m) | Amp/Cb/Filtr/Pad (dB) | Corrected Reading (dBuV/m) | Average Limit (dBuV/m) | Margin (dB) | Peak Limit (dBuV/m) | PK Margin (dB) | Azimuth (Degs) | Height (cm) | Polarity |
|--------|-----------------|----------------------|-----|---------------|-----------------------|----------------------------|------------------------|-------------|---------------------|----------------|----------------|-------------|----------|
| 1      | * 2.4835        | 38.08                | Pk  | 32.3          | -12.9                 | 57.48                      | -                      | -           | 74                  | -16.52         | 305            | 330         | V        |
| 2      | * 2.4836        | 38.8                 | Pk  | 32.3          | -12.9                 | 58.2                       | -                      | -           | 74                  | -15.8          | 305            | 330         | V        |
| 3      | * 2.4835        | 26.32                | RMS | 32.3          | -12.9                 | 45.72                      | 54                     | -8.28       | -                   | -              | 305            | 330         | V        |
| 4      | * 2.48362       | 27.27                | RMS | 32.3          | -12.9                 | 46.67                      | 54                     | -7.33       | -                   | -              | 305            | 330         | V        |

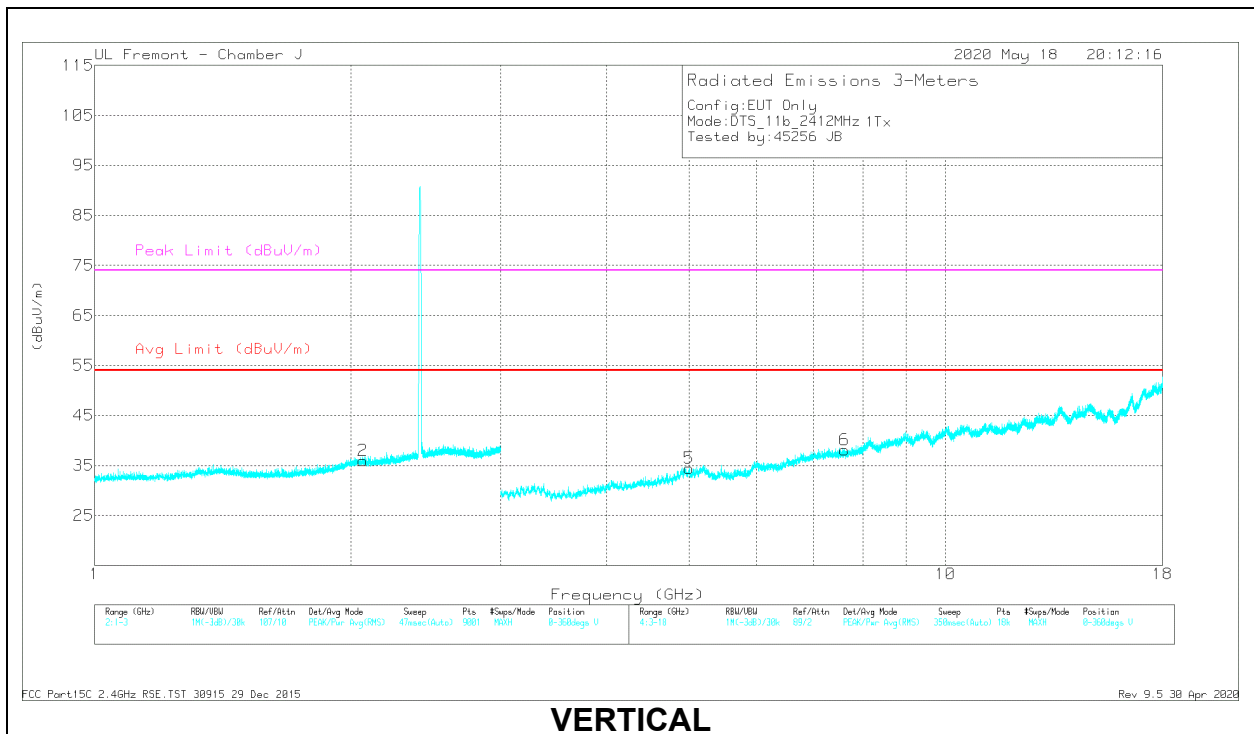
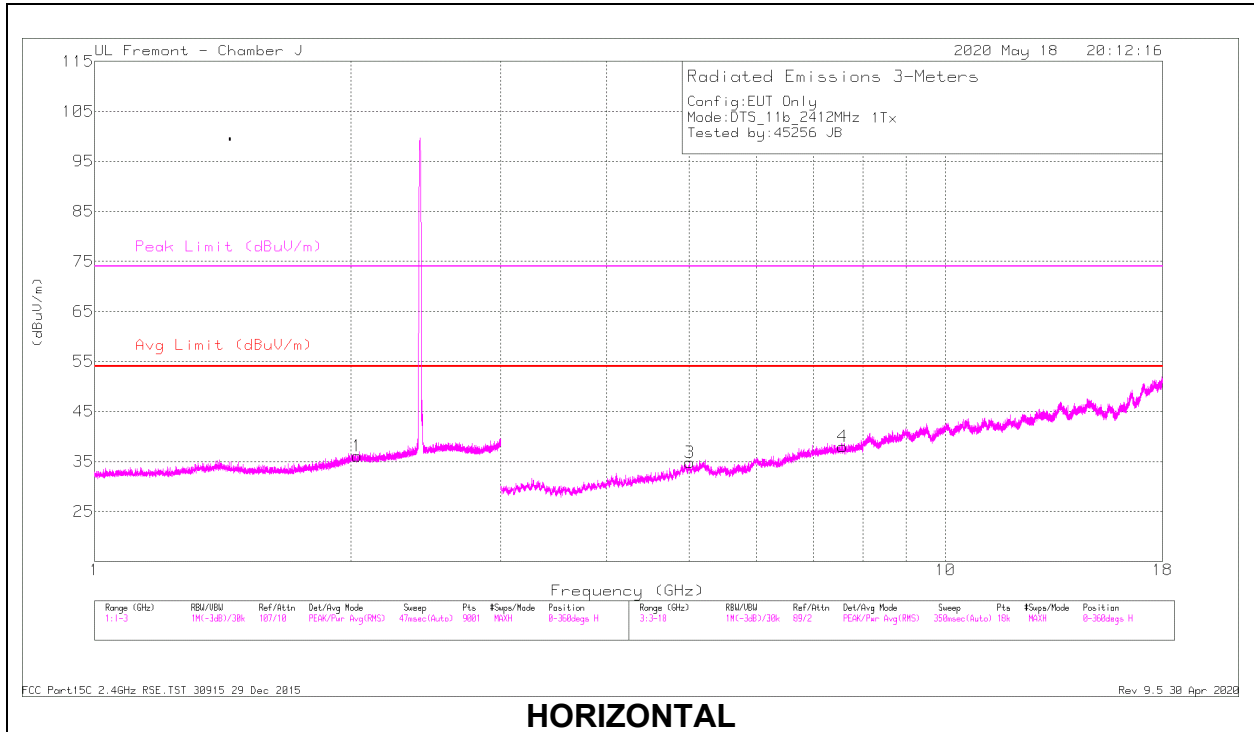
\* - indicates frequency in CFR47 Pt 15 / IC RSS-Restricted Band

Pk - Peak detector

RMS - RMS detection

**HARMONICS AND SPURIOUS EMISSIONS**

**LOW CHANNEL, CH 1 RESULTS**

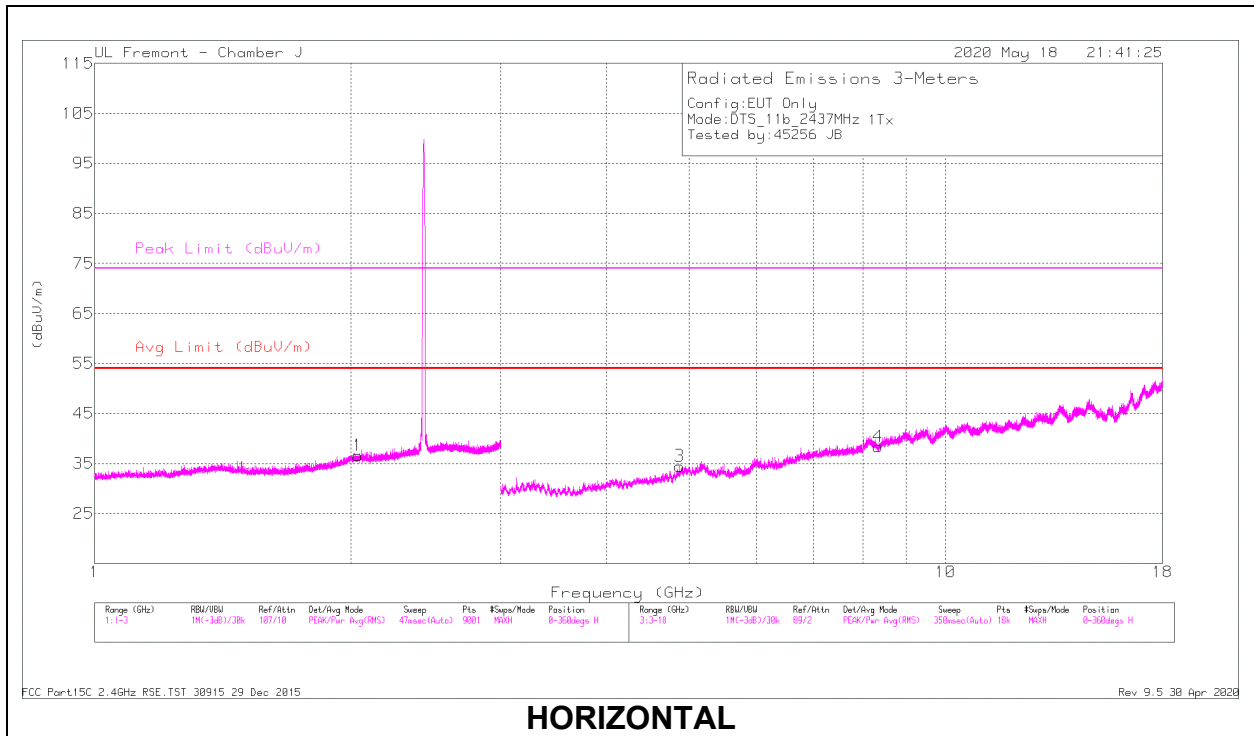


**RADIATED EMISSIONS**

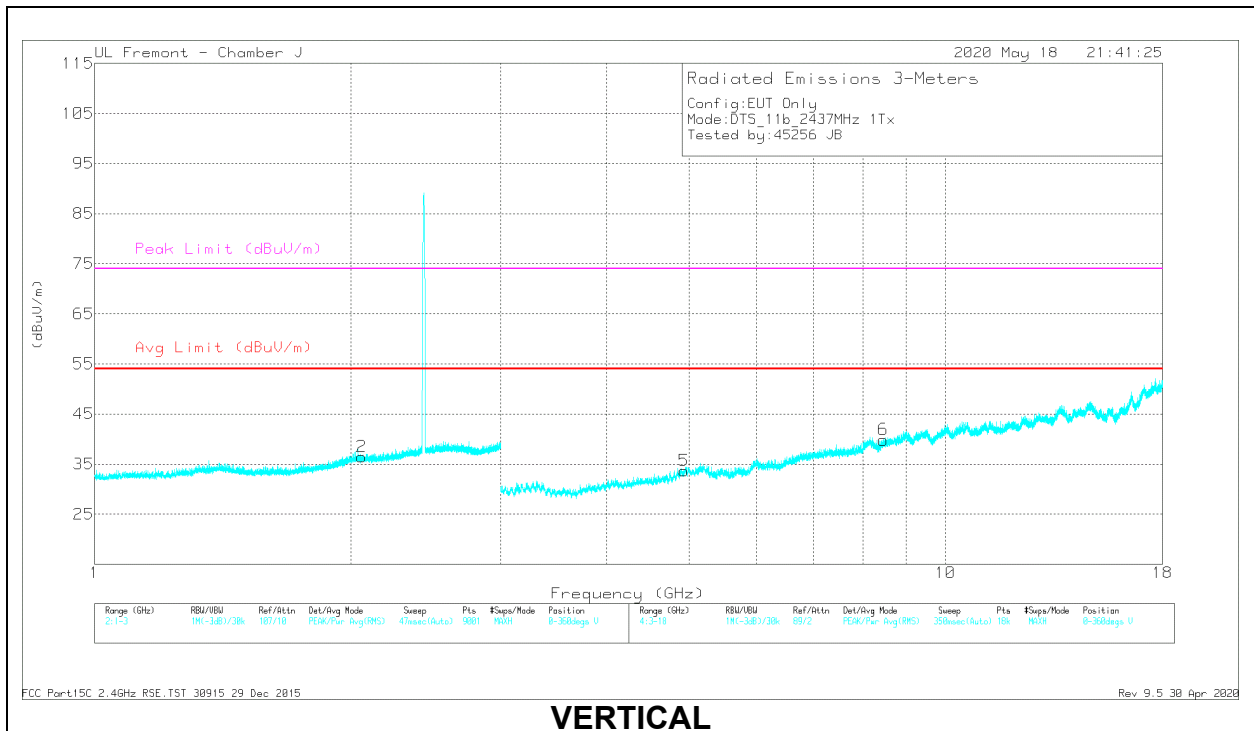
| Marker | Frequency (GHz) | Meter Reading (dBuV) | Det  | AF T963 (dB/m) | Amp/Cbl/FI tr/Pad (dB) | DC Corr (dB) | Corrected Reading (dBuV/m) | Avg Limit (dBuV/m) | Margin (dB) | Peak Limit (dBuV/m) | PK Margin (dB) | Azimuth (Degs) | Height (cm) | Polarity |
|--------|-----------------|----------------------|------|----------------|------------------------|--------------|----------------------------|--------------------|-------------|---------------------|----------------|----------------|-------------|----------|
| 1      | 2.0345          | 43.31                | PK2  | 27.9           | -25.6                  | 0            | 45.61                      | -                  | -           | -                   | -              | 360            | 149         | H        |
|        | 2.03497         | 32.98                | MAv1 | 27.9           | -25.6                  | 0            | 35.28                      | -                  | -           | -                   | -              | 360            | 149         | H        |
| 2      | 2.06698         | 44.2                 | PK2  | 27.9           | -25.6                  | 0            | 46.5                       | -                  | -           | -                   | -              | 270            | 165         | V        |
|        | 2.0662          | 32.71                | MAv1 | 27.9           | -25.6                  | 0            | 35.01                      | -                  | -           | -                   | -              | 270            | 165         | V        |
| 3      | 5.00552         | 37.36                | PK2  | 34             | -29.9                  | 0            | 41.46                      | -                  | -           | 74                  | -32.54         | 180            | 289         | H        |
|        | 5.00768         | 27.21                | MAv1 | 34             | -30                    | 0            | 31.21                      | 54                 | -22.79      | -                   | -              | 180            | 289         | H        |
| 4      | 7.57346         | 35.92                | PK2  | 37.1           | -27.1                  | 0            | 45.92                      | -                  | -           | 74                  | -28.08         | 271            | 371         | H        |
|        | 7.57348         | 25.36                | MAv1 | 37.1           | -27.1                  | 0            | 35.36                      | 54                 | -18.64      | -                   | -              | 271            | 371         | H        |
| 5      | 5.00018         | 38.28                | PK2  | 34             | -29.9                  | 0            | 42.38                      | -                  | -           | 74                  | -31.62         | 49             | 163         | V        |
|        | 4.99945         | 28.09                | MAv1 | 34             | -29.9                  | 0            | 32.19                      | 54                 | -21.81      | -                   | -              | 49             | 163         | V        |
| 6      | 7.61567         | 36.69                | PK2  | 37.1           | -27                    | 0            | 46.79                      | -                  | -           | 74                  | -27.21         | 358            | 155         | V        |
|        | 7.61378         | 25.83                | MAv1 | 37.1           | -27                    | 0            | 35.93                      | 54                 | -18.07      | -                   | -              | 358            | 155         | V        |

PK2 - KDB558074 Method: Maximum Peak  
 MAv1 - KDB558074 Option 1 Maximum RMS Average

### MID CHANNEL, CH 6 RESULTS



**HORIZONTAL**



**VERTICAL**

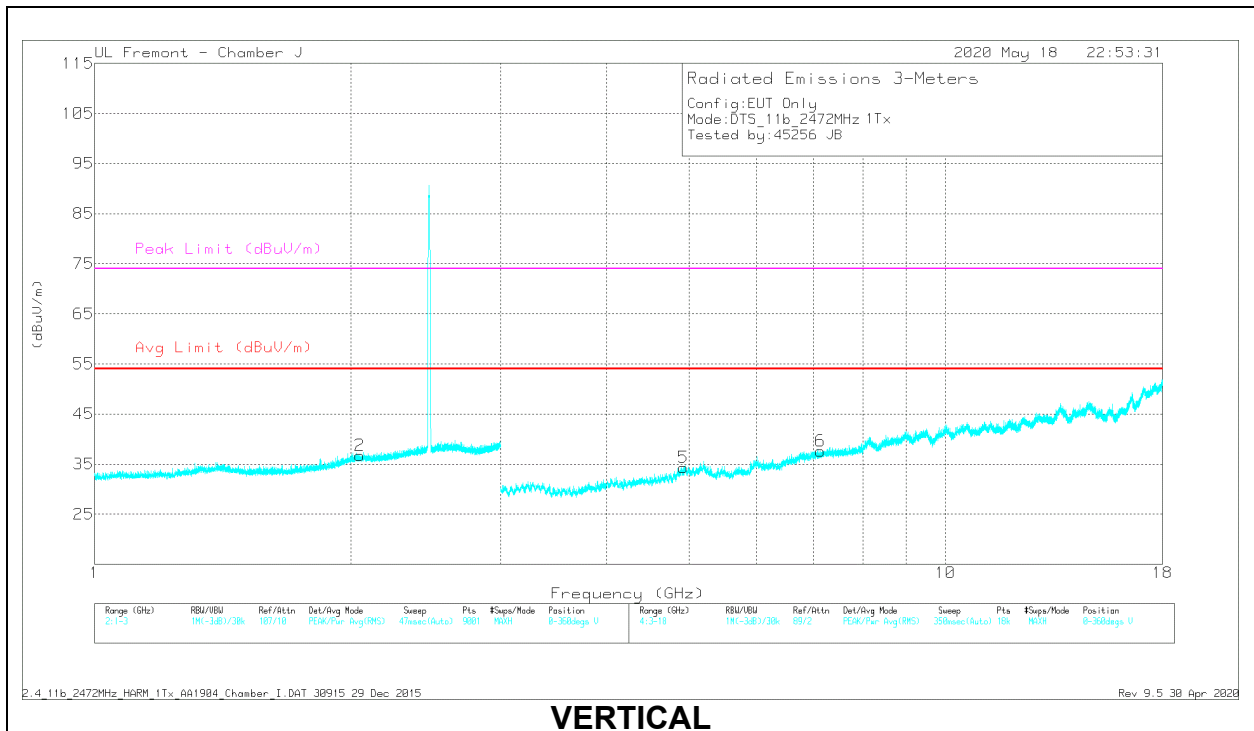
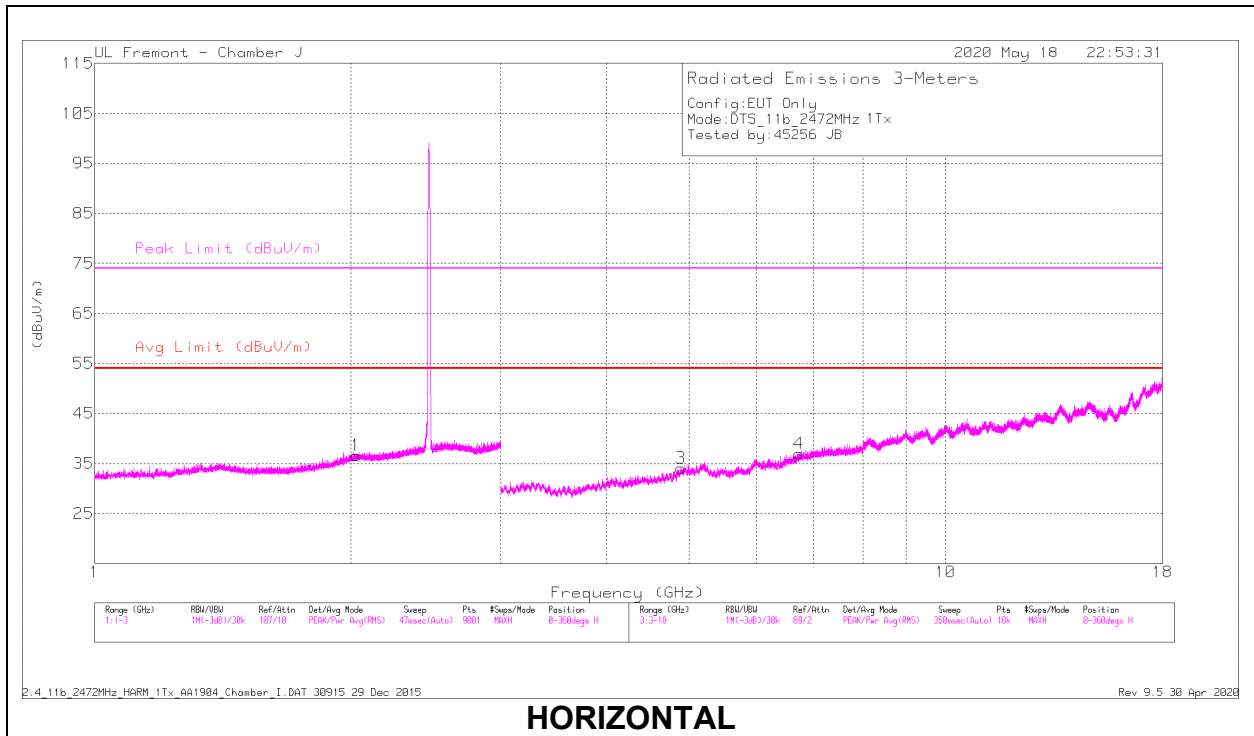


**RADIATED EMISSIONS**

| Marker | Frequency (GHz) | Meter Reading (dBuV) | Det  | AF T963 (dB/m) | Amp/Cbl/FI tri/Pad (dB) | DC Corr (dB) | Corrected Reading (dBuV/m) | Avg Limit (dBuV/m) | Margin (dB) | Peak Limit (dBuV/m) | PK Margin (dB) | Azimuth (Degs) | Height (cm) | Polarity |
|--------|-----------------|----------------------|------|----------------|-------------------------|--------------|----------------------------|--------------------|-------------|---------------------|----------------|----------------|-------------|----------|
| 1      | 2.03773         | 43.55                | PK2  | 27.9           | -25.7                   | 0            | 45.75                      | -                  | -           | -                   | -              | 320            | 190         | H        |
|        | 2.04017         | 33.08                | MAv1 | 27.9           | -25.6                   | 0            | 35.38                      | -                  | -           | -                   | -              | 320            | 190         | H        |
| 2      | 2.0621          | 43.75                | PK2  | 27.9           | -25.6                   | 0            | 46.05                      | -                  | -           | -                   | -              | 287            | 101         | V        |
|        | 2.05822         | 33.06                | MAv1 | 27.9           | -25.6                   | 0            | 35.36                      | -                  | -           | -                   | -              | 287            | 101         | V        |
| 3      | 4.87536         | 39.69                | PK2  | 33.6           | -31                     | 0            | 42.29                      | -                  | -           | 74                  | -31.71         | 106            | 280         | H        |
|        | 4.87302         | 28.47                | MAv1 | 33.5           | -31.1                   | 0            | 30.87                      | 54                 | -23.13      | -                   | -              | 106            | 280         | H        |
| 4      | 8.3358          | 34.54                | PK2  | 37.9           | -26.1                   | 0            | 46.34                      | -                  | -           | 74                  | -27.66         | 105            | 374         | H        |
|        | 8.3398          | 25.13                | MAv1 | 37.9           | -26                     | 0            | 37.03                      | 54                 | -16.97      | -                   | -              | 105            | 374         | H        |
| 5      | 4.92769         | 38.34                | PK2  | 33.7           | -30.5                   | 0            | 41.54                      | -                  | -           | 74                  | -32.46         | 354            | 168         | V        |
|        | 4.92928         | 28.2                 | MAv1 | 33.7           | -30.4                   | 0            | 31.5                       | 54                 | -22.5       | -                   | -              | 354            | 168         | V        |
| 6      | 8.45036         | 34.83                | PK2  | 37.8           | -24.9                   | 0            | 47.73                      | -                  | -           | 74                  | -26.27         | 174            | 250         | V        |
|        | 8.44841         | 24.69                | MAv1 | 37.9           | -24.9                   | 0            | 37.69                      | 54                 | -16.31      | -                   | -              | 174            | 250         | V        |

PK2 - KDB558074 Method: Maximum Peak  
 MAv1 - KDB558074 Option 1 Maximum RMS Average

### HIGH CHANNEL, CH 13 RESULTS



**RADIATED EMISSIONS**

| Marker | Frequency (GHz) | Meter Reading (dBuV) | Det  | AF T963 (dB/m) | Amp/Cbl/FI tr/Pad (dB) | DC Corr (dB) | Corrected Reading (dBuV/m) | Avg Limit (dBuV/m) | Margin (dB) | Peak Limit (dBuV/m) | PK Margin (dB) | Azimuth (Degs) | Height (cm) | Polarity |
|--------|-----------------|----------------------|------|----------------|------------------------|--------------|----------------------------|--------------------|-------------|---------------------|----------------|----------------|-------------|----------|
| 1      | 2.02939         | 43.24                | PK2  | 27.9           | -25.7                  | 0            | 45.44                      | -                  | -           | -                   | -              | 220            | 167         | H        |
|        | 2.02846         | 33.24                | MAv1 | 27.9           | -25.7                  | 0            | 35.44                      | -                  | -           | -                   | -              | 220            | 167         | H        |
| 2      | 2.05103         | 43.9                 | PK2  | 27.9           | -25.6                  | 0            | 46.2                       | -                  | -           | -                   | -              | 185            | 124         | V        |
|        | 2.05034         | 33.04                | MAv1 | 27.9           | -25.6                  | 0            | 35.34                      | -                  | -           | -                   | -              | 185            | 124         | V        |
| 3      | 4.89197         | 39.48                | PK2  | 33.6           | -30.8                  | 0            | 42.28                      | -                  | -           | 74                  | -31.72         | 261            | 232         | H        |
|        | 4.89119         | 28.91                | MAv1 | 33.6           | -30.8                  | 0            | 31.71                      | 54                 | -22.29      | -                   | -              | 261            | 232         | H        |
| 4      | 6.73435         | 36.59                | PK2  | 36.2           | -27.3                  | 0            | 45.49                      | -                  | -           | -                   | -              | 201            | 174         | H        |
|        | 6.73074         | 25.96                | MAv1 | 36.2           | -27.3                  | 0            | 34.86                      | -                  | -           | -                   | -              | 201            | 174         | H        |
| 5      | 4.92512         | 38.82                | PK2  | 33.7           | -30.5                  | 0            | 42.02                      | -                  | -           | 74                  | -31.98         | 96             | 302         | V        |
|        | 4.92324         | 28.44                | MAv1 | 33.7           | -30.5                  | 0            | 31.64                      | 54                 | -22.36      | -                   | -              | 96             | 302         | V        |
| 6      | 7.13558         | 36.7                 | PK2  | 36.8           | -27                    | 0            | 46.5                       | -                  | -           | -                   | -              | 360            | 149         | V        |
|        | 7.13591         | 25.85                | MAv1 | 36.8           | -27                    | 0            | 35.65                      | -                  | -           | -                   | -              | 360            | 149         | V        |

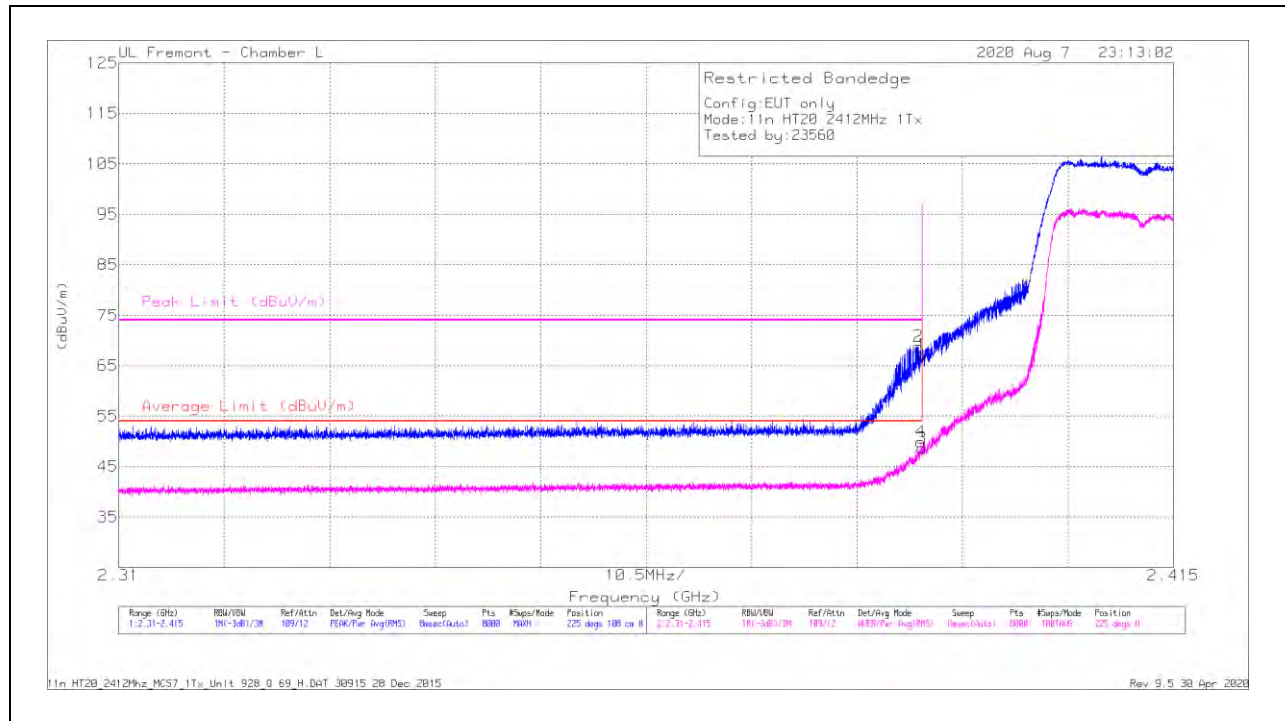
PK2 - KDB558074 Method: Maximum Peak  
 MAv1 - KDB558074 Option 1 Maximum RMS Average

**10.1.2. TX ABOVE 1 GHz 802.11n HT20 MODE IN THE 2.4 GHz BAND**

**ANT 4**

**BANDEDGE (LOW CHANNEL, CH 1)**

**HORIZONTAL RESULT**

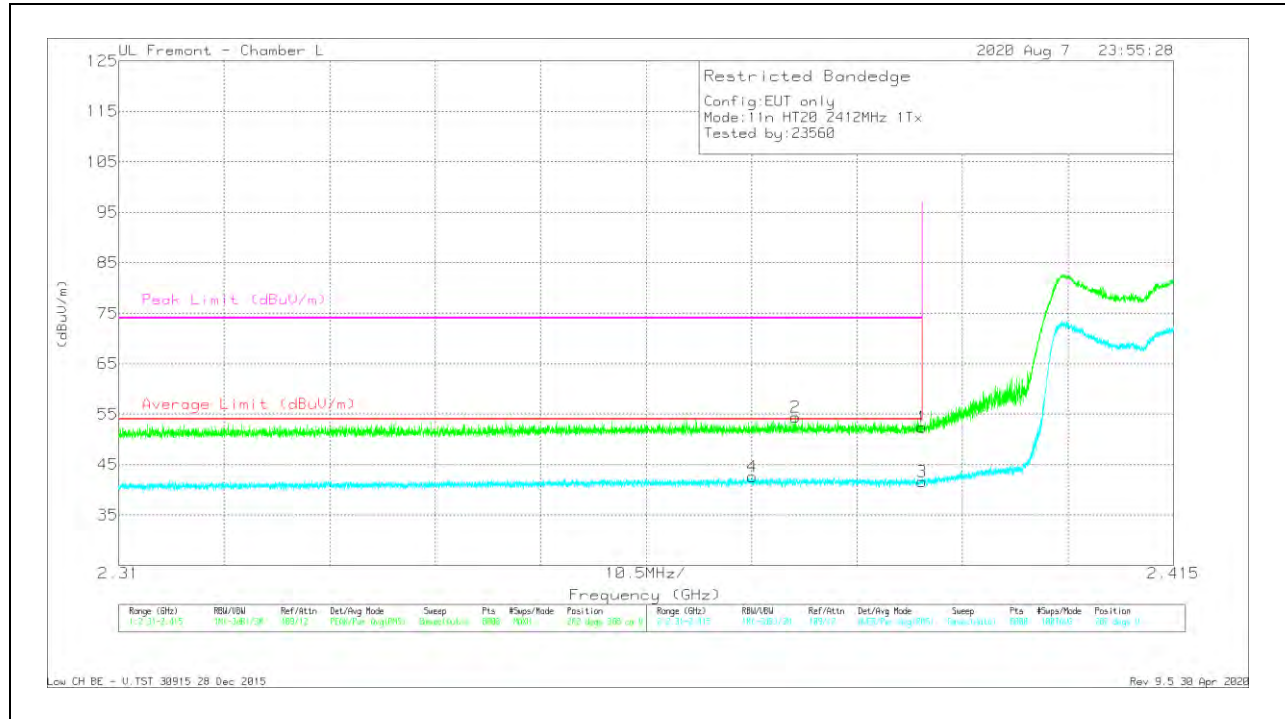


| Marker | Frequency (GHz) | Meter Reading (dBuV) | Det | AF 344 (dB/m) | Amp/Cb/Filtr/Pad (dB) | DC Corr (dB) | Corrected Reading (dBuV/m) | Average Limit (dBuV/m) | Margin (dB) | Peak Limit (dBuV/m) | PK Margin (dB) | Azimuth (Degs) | Height (cm) | Polarity |
|--------|-----------------|----------------------|-----|---------------|-----------------------|--------------|----------------------------|------------------------|-------------|---------------------|----------------|----------------|-------------|----------|
| 1      | * 2.39          | 48.35                | PK  | 31.9          | -13.1                 | 0            | 67.15                      | -                      | -           | 74                  | -6.85          | 225            | 108         | H        |
| 2      | * 2.38958       | 50.05                | PK  | 31.9          | -13.1                 | 0            | 68.85                      | -                      | -           | 74                  | -5.15          | 225            | 108         | H        |
| 3      | * 2.39          | 29.51                | RMS | 31.9          | -13.1                 | .36          | 48.67                      | 54                     | -5.33       | -                   | -              | 225            | 108         | H        |
| 4      | * 2.38988       | 30.71                | RMS | 31.9          | -13.1                 | .36          | 49.87                      | 54                     | -4.13       | -                   | -              | 225            | 108         | H        |

\* - indicates frequency in CFR47 Pt 15 / IC RSS-Restricted Band  
 PK - Peak detector  
 RMS - RMS detection



### VERTICAL RESULT

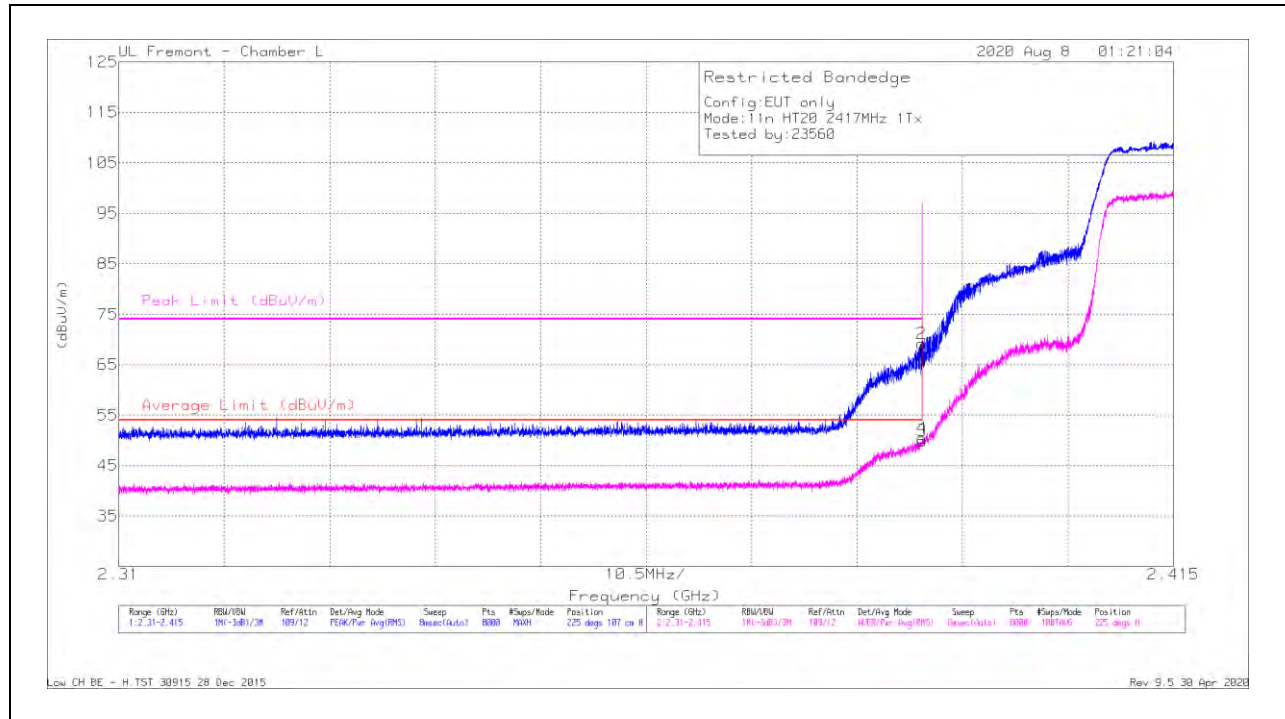


| Marker | Frequency (GHz) | Meter Reading (dBuV) | Det | AF 344 (dB/m) | Amp/Cbl/Filtr/Pad (dB) | DC Corr (dB) | Corrected Reading (dBuV/m) | Average Limit (dBuV/m) | Margin (dB) | Peak Limit (dBuV/m) | PK Margin (dB) | Azimuth (Degs) | Height (cm) | Polarity |
|--------|-----------------|----------------------|-----|---------------|------------------------|--------------|----------------------------|------------------------|-------------|---------------------|----------------|----------------|-------------|----------|
| 1      | * 2.39          | 33.57                | Pk  | 31.9          | -13.1                  | 0            | 52.37                      | -                      | -           | 74                  | -21.63         | 282            | 308         | V        |
| 2      | * 2.37735       | 35.61                | Pk  | 31.8          | -13                    | 0            | 54.41                      | -                      | -           | 74                  | -19.59         | 282            | 308         | V        |
| 3      | * 2.39          | 22.49                | RMS | 31.9          | -13.1                  | .36          | 41.65                      | 54                     | -12.35      | -                   | -              | 282            | 308         | V        |
| 4      | * 2.37308       | 23.38                | RMS | 31.8          | -13                    | .36          | 42.54                      | 54                     | -11.46      | -                   | -              | 282            | 308         | V        |

\* - indicates frequency in CFR47 Pt 15 / IC RSS-Restricted Band  
 Pk - Peak detector  
 RMS - RMS detection

**BANDEDGE (LOW CHANNEL, CH 2)**

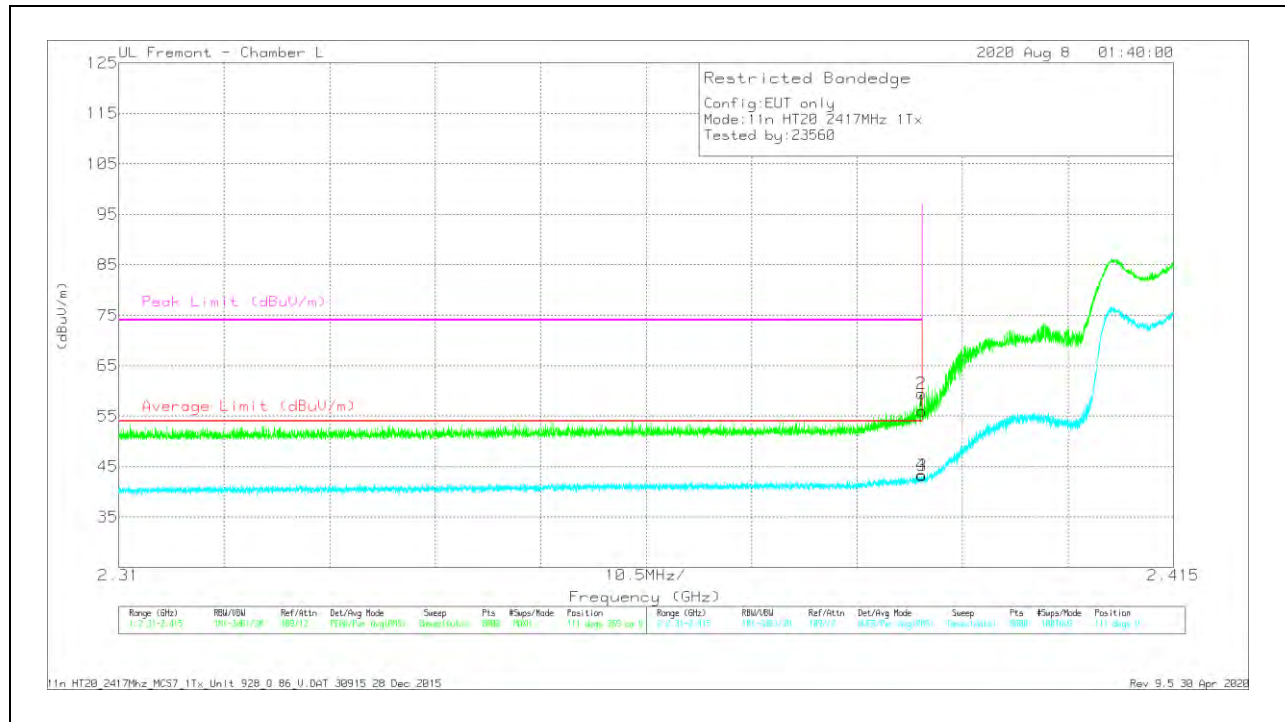
**HORIZONTAL RESULT**



| Marker | Frequency (GHz) | Meter Reading (dBuV) | Det | AF 344 (dB/m) | Amp/Cb/Fitr/Pad (dB) | DC Corr (dB) | Corrected Reading (dBuV/m) | Average Limit (dBuV/m) | Margin (dB) | Peak Limit (dBuV/m) | PK Margin (dB) | Azimuth (Degs) | Height (cm) | Polarity |
|--------|-----------------|----------------------|-----|---------------|----------------------|--------------|----------------------------|------------------------|-------------|---------------------|----------------|----------------|-------------|----------|
| 1      | * 2.39          | 47.01                | Pk  | 31.9          | -13.1                | 0            | 65.81                      | -                      | -           | 74                  | -8.19          | 225            | 107         | H        |
| 2      | * 2.38989       | 50.34                | Pk  | 31.9          | -13.1                | 0            | 69.14                      | -                      | -           | 74                  | -4.86          | 225            | 107         | H        |
| 3      | * 2.39          | 30.73                | RMS | 31.9          | -13.1                | .36          | 49.89                      | 54                     | -4.11       | -                   | -              | 225            | 107         | H        |
| 4      | * 2.38997       | 31.22                | RMS | 31.9          | -13.1                | .36          | 50.38                      | 54                     | -3.62       | -                   | -              | 225            | 107         | H        |

\* - indicates frequency in CFR47 Pt 15 / IC RSS-Restricted Band  
 PK - Peak detector  
 RMS - RMS detection

### VERTICAL RESULT

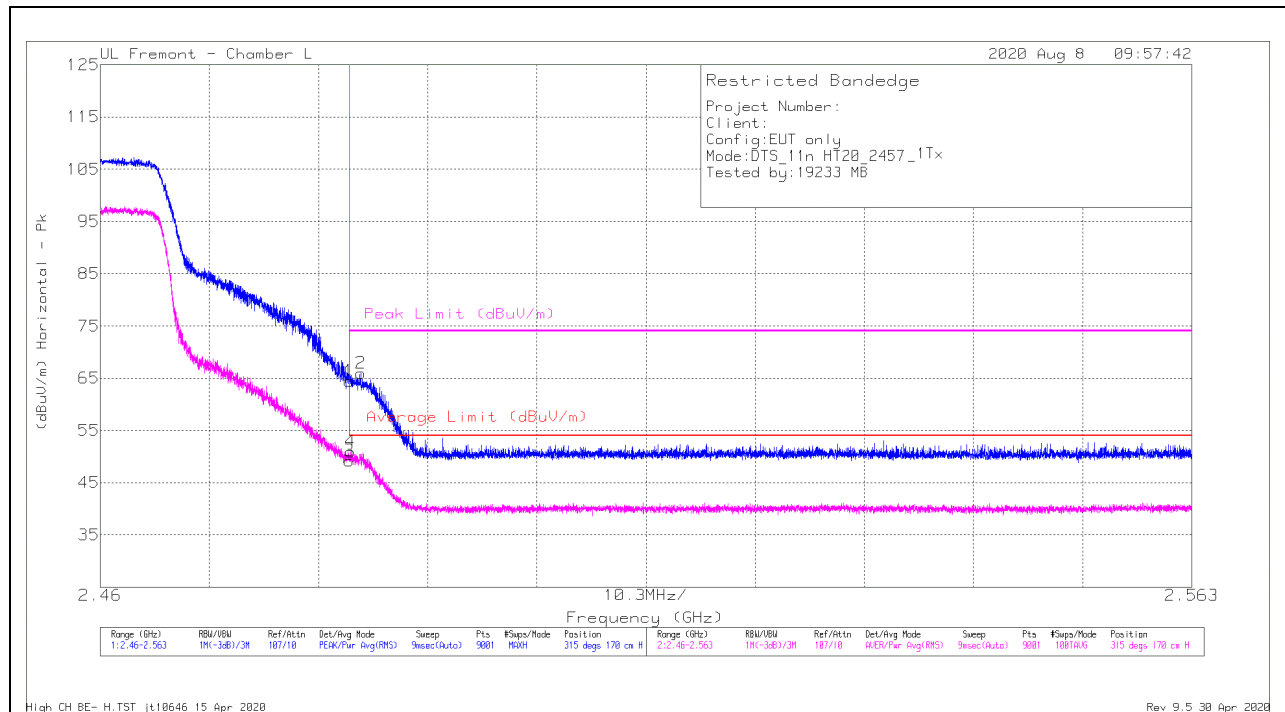


| Marker | Frequency (GHz) | Meter Reading (dBuV) | Det | AF 344 (dB/m) | Amp/Cbl/Filtr/Pad (dB) | DC Corr (dB) | Corrected Reading (dBuV/m) | Average Limit (dBuV/m) | Margin (dB) | Peak Limit (dBuV/m) | PK Margin (dB) | Azimuth (Degs) | Height (cm) | Polarity |
|--------|-----------------|----------------------|-----|---------------|------------------------|--------------|----------------------------|------------------------|-------------|---------------------|----------------|----------------|-------------|----------|
| 1      | * 2.39          | 37.25                | Pk  | 31.9          | -13.1                  | 0            | 56.05                      | -                      | -           | 74                  | -17.95         | 111            | 369         | V        |
| 2      | * 2.3899        | 40.67                | PK  | 31.9          | -13.1                  | 0            | 59.47                      | -                      | -           | 74                  | -14.53         | 111            | 369         | V        |
| 3      | * 2.39          | 24.04                | RMS | 31.9          | -13.1                  | .36          | 43.2                       | 54                     | -10.8       | -                   | -              | 111            | 369         | V        |
| 4      | * 2.38993       | 24.21                | RMS | 31.9          | -13.1                  | .36          | 43.37                      | 54                     | -10.63      | -                   | -              | 111            | 369         | V        |

\* - indicates frequency in CFR47 Pt 15 / IC RSS-Restricted Band  
 Pk - Peak detector  
 RMS - RMS detection

**BANDEDGE (HIGH CHANNEL, CH 10)**

**HORIZONTAL RESULT**

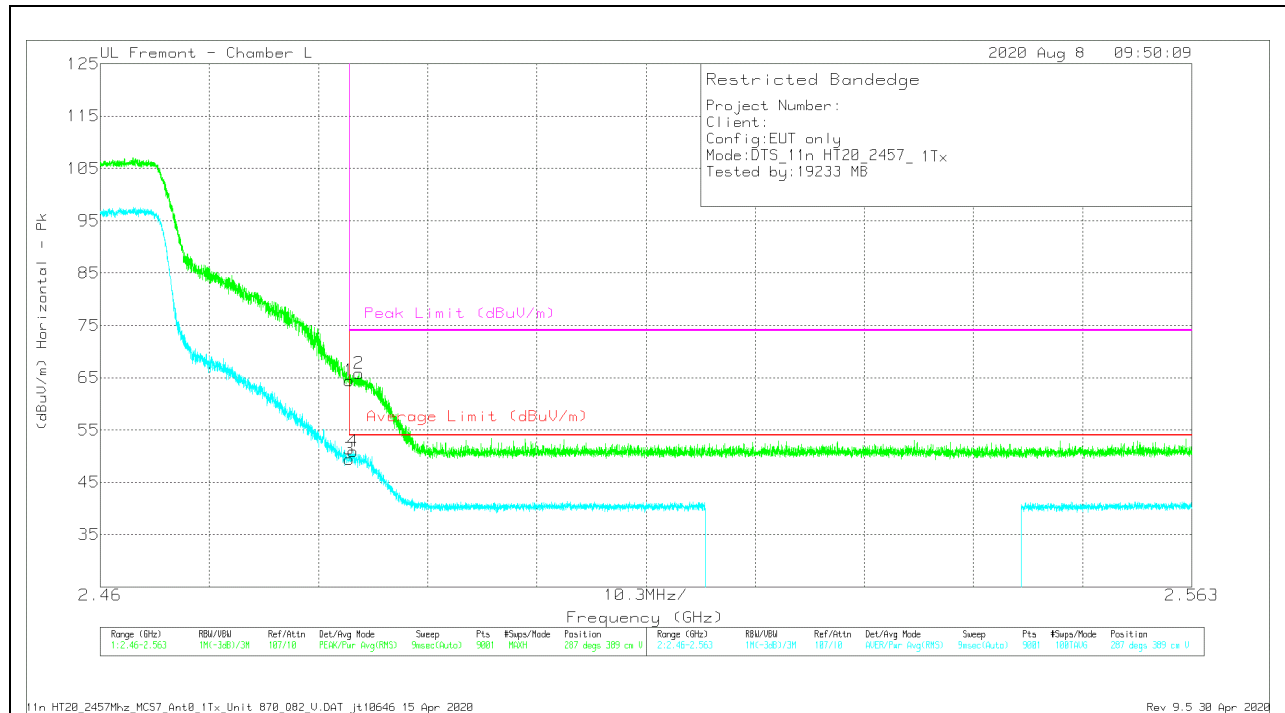


| Marker | Frequency (GHz) | Meter Reading (dBuV) | Det | AF 344 (dB/m) | Amp/Cbl/Filtr/Pad (dB) | DC Corr (dB) | Corrected Reading (dBuV/m) | Average Limit (dBuV/m) | Margin (dB) | Peak Limit (dBuV/m) | PK Margin (dB) | Azimuth (Degs) | Height (cm) | Polarity |
|--------|-----------------|----------------------|-----|---------------|------------------------|--------------|----------------------------|------------------------|-------------|---------------------|----------------|----------------|-------------|----------|
| 1      | * 2.48351       | 52.99                | Pk  | 32.3          | -20.9                  | 0            | 64.39                      | -                      | -           | 74                  | -9.61          | 315            | 170         | H        |
| 2      | * 2.48459       | 54.54                | Pk  | 32.3          | -20.9                  | 0            | 65.94                      | -                      | -           | 74                  | -8.06          | 315            | 170         | H        |
| 3      | * 2.48351       | 37.47                | RMS | 32.3          | -20.9                  | .36          | 49.23                      | 54                     | -4.77       | -                   | -              | 315            | 170         | H        |
| 4      | * 2.48361       | 39.1                 | RMS | 32.3          | -20.9                  | .36          | 50.86                      | 54                     | -3.14       | -                   | -              | 315            | 170         | H        |

\* - indicates frequency in CFR47 Pt 15 / IC RSS-Restricted Band  
 Pk - Peak detector  
 RMS - RMS detection



### VERTICAL RESULT

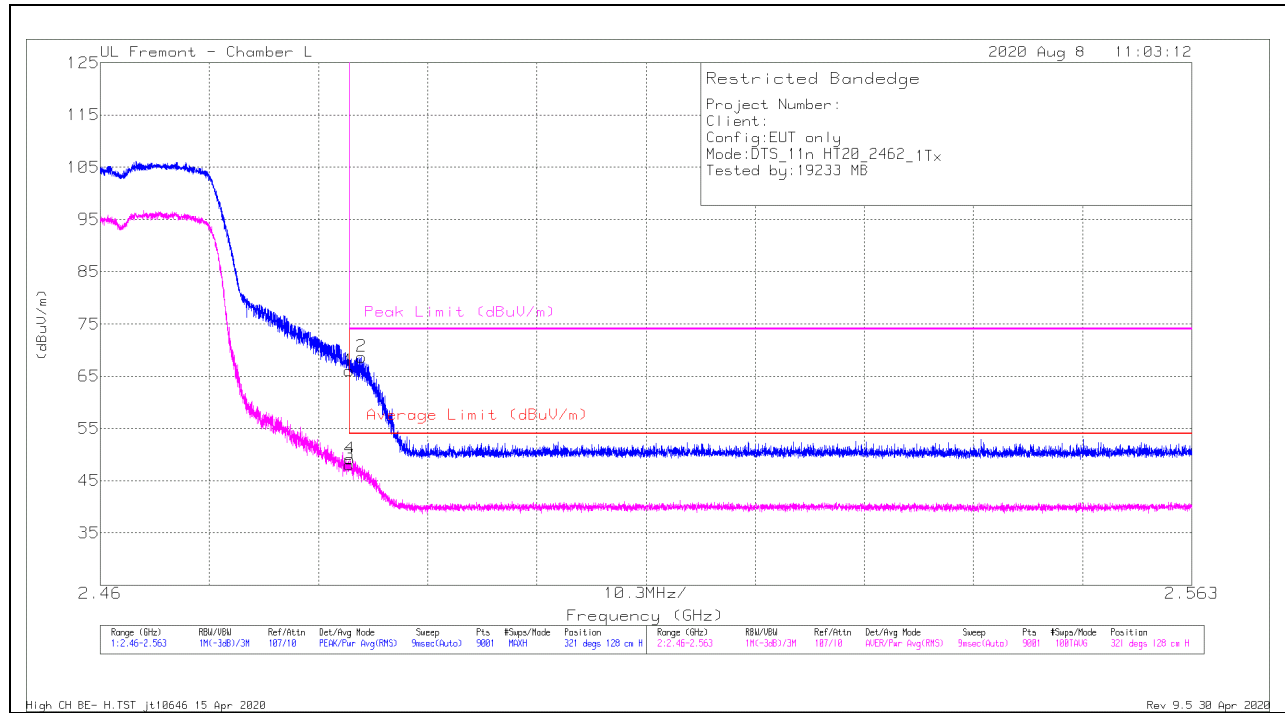


| Marker | Frequency (GHz) | Meter Reading (dBuV) | Det | AF 344 (dB/m) | Amp/Cb/Filt/Pad (dB) | DC Corr (dB) | Corrected Reading (dBuV/m) | Average Limit (dBuV/m) | Margin (dB) | Peak Limit (dBuV/m) | PK Margin (dB) | Azimuth (Degs) | Height (cm) | Polarity |
|--------|-----------------|----------------------|-----|---------------|----------------------|--------------|----------------------------|------------------------|-------------|---------------------|----------------|----------------|-------------|----------|
| 1      | * 2.48351       | 53.09                | Pk  | 32.3          | -20.9                | 0            | 64.49                      | -                      | -           | 74                  | -9.51          | 287            | 389         | V        |
| 2      | * 2.48442       | 54.38                | Pk  | 32.3          | -20.9                | 0            | 65.78                      | -                      | -           | 74                  | -8.22          | 287            | 389         | V        |
| 3      | * 2.48351       | 37.64                | RMS | 32.3          | -20.9                | .36          | 49.4                       | 54                     | -4.6        | -                   | -              | 287            | 389         | V        |
| 4      | * 2.48385       | 39.17                | RMS | 32.3          | -20.9                | .36          | 50.93                      | 54                     | -3.07       | -                   | -              | 287            | 389         | V        |

\* - indicates frequency in CFR47 Pt 15 / IC RSS-Restricted Band  
 PK - Peak detector  
 RMS - RMS detection

**BANDEDGE (HIGH CHANNEL, CH 11)**

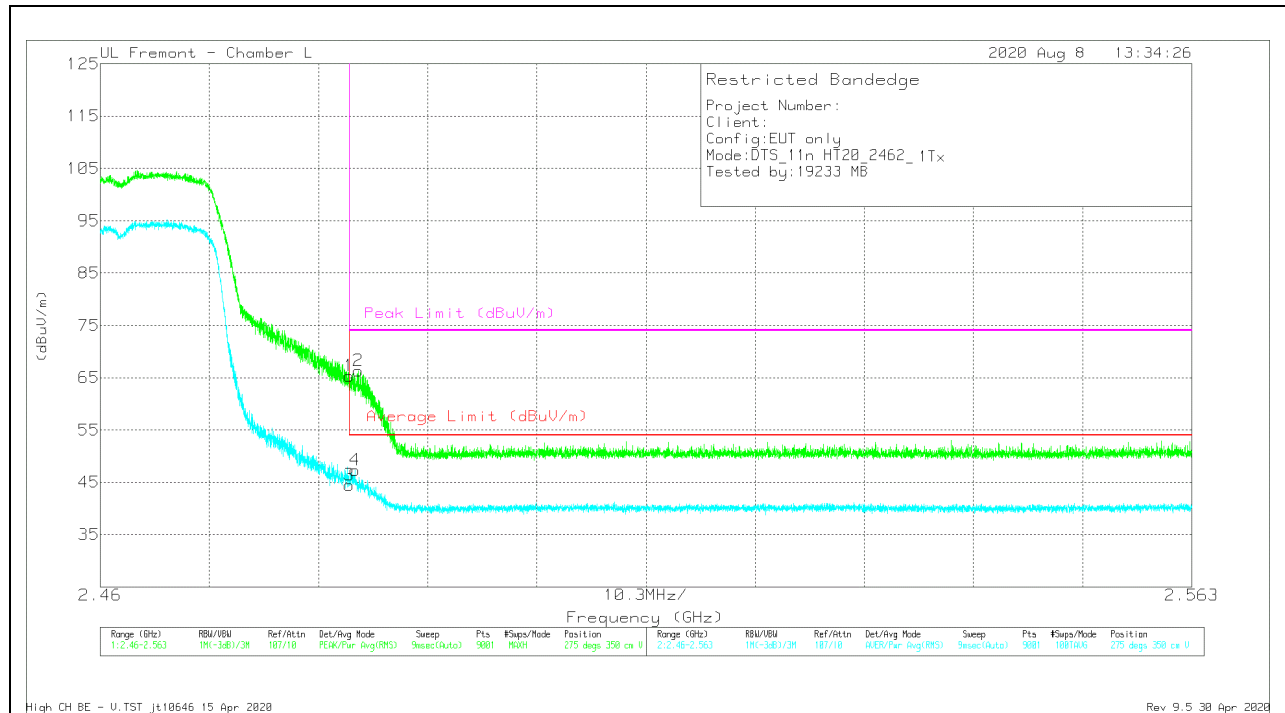
**HORIZONTAL RESULT**



| Marker | Frequency (GHz) | Meter Reading (dBuV) | Det | AF 344 (dB/m) | Amp/Cbl/Filtr/Pad (dB) | DC Corr (dB) | Corrected Reading (dBuV/m) | Average Limit (dBuV/m) | Margin (dB) | Peak Limit (dBuV/m) | PK Margin (dB) | Azimuth (Degs) | Height (cm) | Polarity |
|--------|-----------------|----------------------|-----|---------------|------------------------|--------------|----------------------------|------------------------|-------------|---------------------|----------------|----------------|-------------|----------|
| 1      | * 2.48351       | 54.69                | PK  | 32.3          | -20.9                  | 0            | 66.09                      | -                      | -           | 74                  | -7.91          | 321            | 128         | H        |
| 2      | * 2.48468       | 57.33                | PK  | 32.3          | -20.9                  | 0            | 68.73                      | -                      | -           | 74                  | -5.27          | 321            | 128         | H        |
| 3      | * 2.48351       | 36.35                | RMS | 32.3          | -20.9                  | .36          | 48.11                      | 54                     | -5.89       | -                   | -              | 321            | 128         | H        |
| 4      | * 2.48357       | 37.41                | RMS | 32.3          | -20.9                  | .36          | 49.17                      | 54                     | -4.83       | -                   | -              | 321            | 128         | H        |

\* - indicates frequency in CFR47 Pt 15 / IC RSS-Restricted Band  
 PK - Peak detector  
 RMS - RMS detection

### VERTICAL RESULT

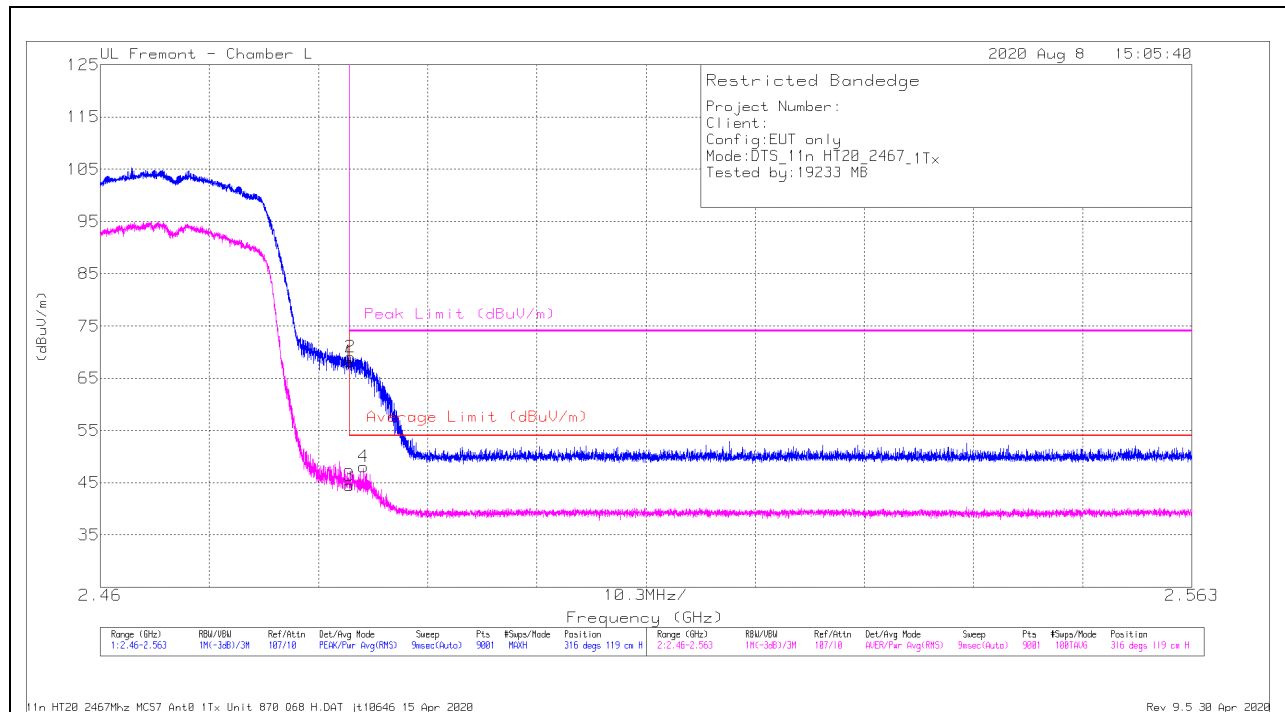


| Marker | Frequency (GHz) | Meter Reading (dBuV) | Det | AF 344 (dB/m) | Amp/Cb/Fltr/Pad (dB) | DC Corr (dB) | Corrected Reading (dBuV/m) | Average Limit (dBuV/m) | Margin (dB) | Peak Limit (dBuV/m) | PK Margin (dB) | Azimuth (Degs) | Height (cm) | Polarity |
|--------|-----------------|----------------------|-----|---------------|----------------------|--------------|----------------------------|------------------------|-------------|---------------------|----------------|----------------|-------------|----------|
| 1      | * 2.48351       | 53.95                | Pk  | 32.3          | -20.9                | 0            | 65.35                      | -                      | -           | 74                  | -8.65          | 275            | 350         | V        |
| 2      | * 2.48434       | 54.86                | Pk  | 32.3          | -20.9                | 0            | 66.26                      | -                      | -           | 74                  | -7.74          | 275            | 350         | V        |
| 3      | * 2.48351       | 32.69                | RMS | 32.3          | -20.9                | .36          | 44.45                      | 54                     | -9.55       | -                   | -              | 275            | 350         | V        |
| 4      | * 2.48403       | 35.5                 | RMS | 32.3          | -20.9                | .36          | 47.26                      | 54                     | -6.74       | -                   | -              | 275            | 350         | V        |

\* - indicates frequency in CFR47 Pt 15 / IC RSS-Restricted Band  
 PK - Peak detector  
 RMS - RMS detection

**BANDEDGE (HIGH CHANNEL, CH 12)**

**HORIZONTAL RESULT**

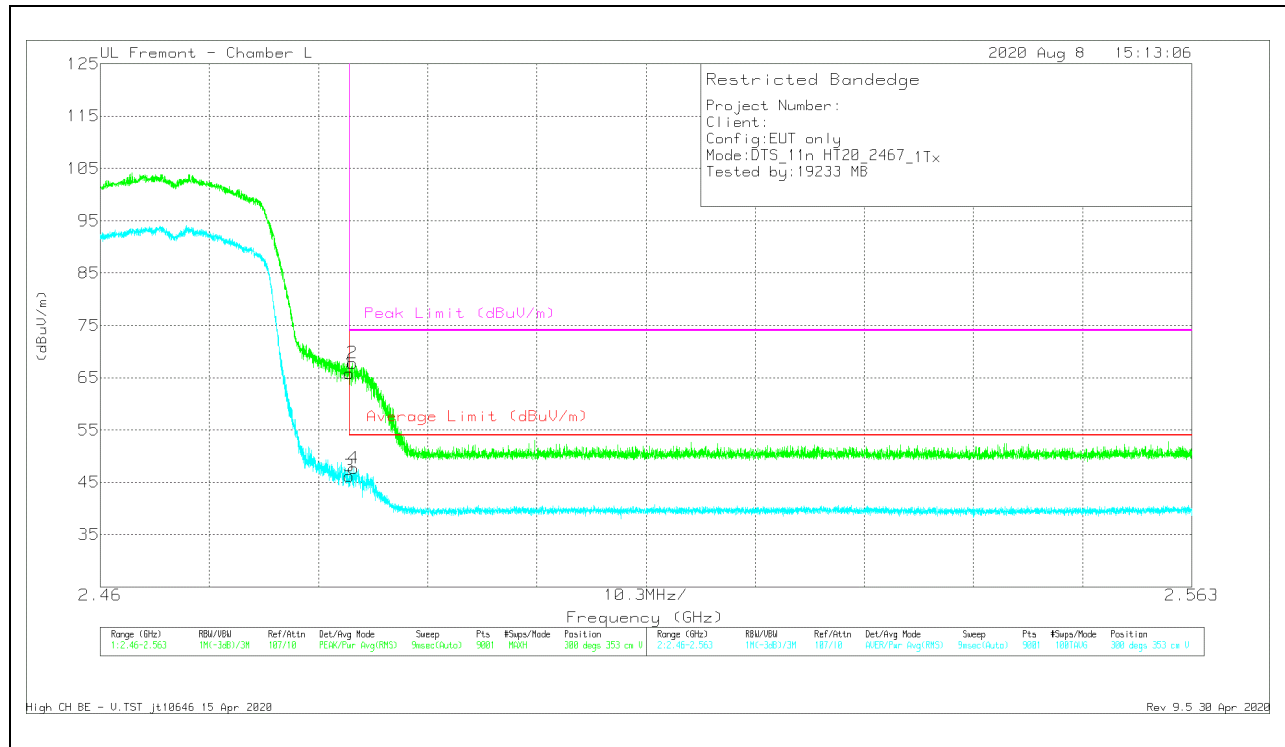


| Marker | Frequency (GHz) | Meter Reading (dBuV) | Det | AF 344 (dB/m) | Amp/Cbl/Filtr/Pad (dB) | DC Corr (dB) | Corrected Reading (dBuV/m) | Average Limit (dBuV/m) | Margin (dB) | Peak Limit (dBuV/m) | PK Margin (dB) | Azimuth (Degs) | Height (cm) | Polarity |
|--------|-----------------|----------------------|-----|---------------|------------------------|--------------|----------------------------|------------------------|-------------|---------------------|----------------|----------------|-------------|----------|
| 1      | * 2.48351       | 56.74                | Pk  | 32.3          | -20.9                  | 0            | 68.14                      | -                      | -           | 74                  | -5.86          | 316            | 119         | H        |
| 2      | * 2.4836        | 57.69                | Pk  | 32.3          | -20.9                  | 0            | 69.09                      | -                      | -           | 74                  | -4.91          | 316            | 119         | H        |
| 3      | * 2.48351       | 32.72                | RMS | 32.3          | -20.9                  | .36          | 44.48                      | 54                     | -9.52       | -                   | -              | 316            | 119         | H        |
| 4      | * 2.48483       | 36.24                | RMS | 32.3          | -20.9                  | .36          | 48                         | 54                     | -6          | -                   | -              | 316            | 119         | H        |

\* - indicates frequency in CFR47 Pt 15 / IC RSS-Restricted Band  
 Pk - Peak detector  
 RMS - RMS detection



### VERTICAL RESULT

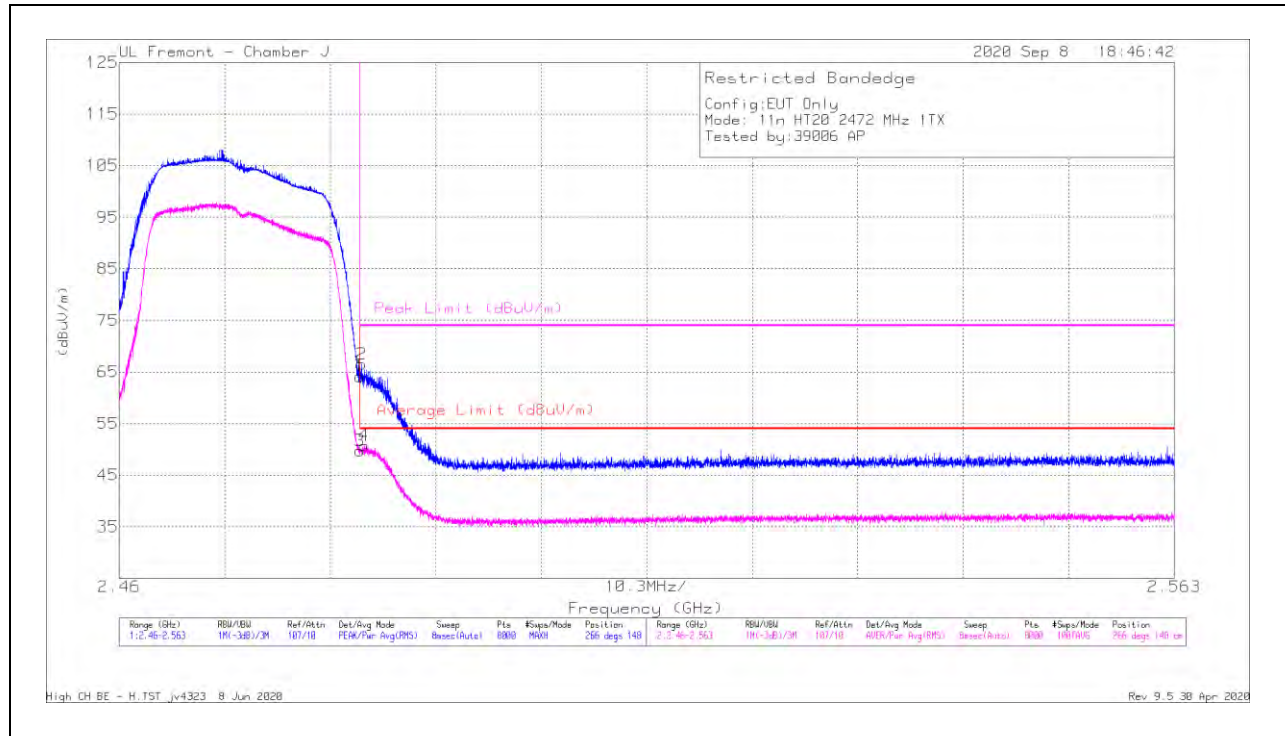


| Marker | Frequency (GHz) | Meter Reading (dBuV) | Det | AF 344 (dB/m) | Amp/Cb/Fitr/Pad (dB) | DC Corr (dB) | Corrected Reading (dBuV/m) | Average Limit (dBuV/m) | Margin (dB) | Peak Limit (dBuV/m) | PK Margin (dB) | Azimuth (Degs) | Height (cm) | Polarity |
|--------|-----------------|----------------------|-----|---------------|----------------------|--------------|----------------------------|------------------------|-------------|---------------------|----------------|----------------|-------------|----------|
| 1      | * 2.48351       | 54.46                | Pk  | 32.3          | -20.9                | 0            | 65.86                      | -                      | -           | 74                  | -8.14          | 300            | 353         | V        |
| 2      | * 2.48382       | 56.38                | Pk  | 32.3          | -20.9                | 0            | 67.78                      | -                      | -           | 74                  | -6.22          | 300            | 353         | V        |
| 3      | * 2.48351       | 34.8                 | RMS | 32.3          | -20.9                | .36          | 46.56                      | 54                     | -7.44       | -                   | -              | 300            | 353         | V        |
| 4      | * 2.48392       | 36.27                | RMS | 32.3          | -20.9                | .36          | 48.03                      | 54                     | -5.97       | -                   | -              | 300            | 353         | V        |

\* - indicates frequency in CFR47 Pt 15 / IC RSS-Restricted Band  
 Pk - Peak detector  
 RMS - RMS detection

**BANDEDGE (HIGH CHANNEL, CH 13)**

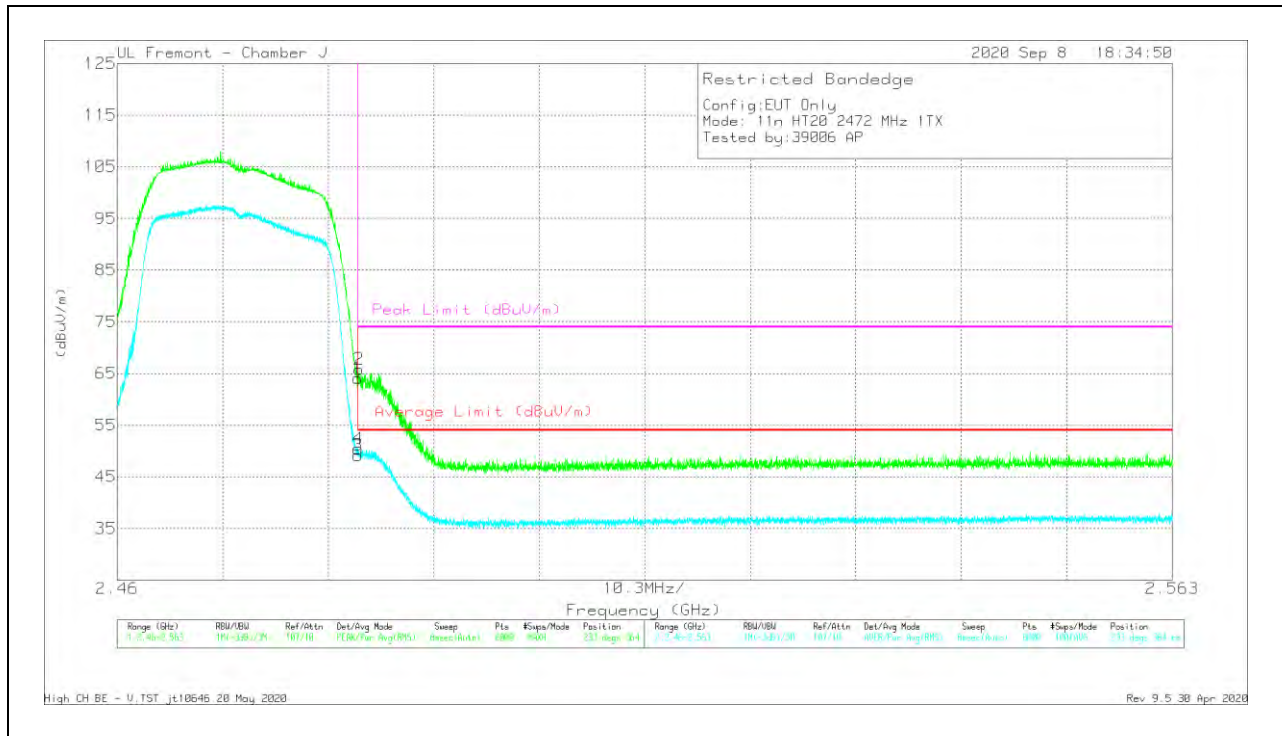
**HORIZONTAL RESULT**



| Marker | Frequency (GHz) | Meter Reading (dBuV) | Det | AF T963 (dB/m) | Amp/Cbl/Fitr/Pad (dB) | DC Corr (dB) | Corrected Reading (dBuV/m) | Average Limit (dBuV/m) | Margin (dB) | Peak Limit (dBuV/m) | PK Margin (dB) | Azimuth (Degs) | Height (cm) | Polarity |
|--------|-----------------|----------------------|-----|----------------|-----------------------|--------------|----------------------------|------------------------|-------------|---------------------|----------------|----------------|-------------|----------|
| 1      | * 2.4835        | 48.82                | Pk  | 29.5           | -14.2                 | 0            | 64.12                      | -                      | -           | 74                  | -9.88          | 266            | 148         | H        |
| 2      | * 2.48364       | 51.21                | Pk  | 29.5           | -14.2                 | 0            | 66.51                      | -                      | -           | 74                  | -7.49          | 266            | 148         | H        |
| 3      | * 2.4835        | 34.43                | RMS | 29.5           | -14.2                 | .36          | 50.09                      | 54                     | -3.91       | -                   | -              | 266            | 148         | H        |
| 4      | * 2.48394       | 35.43                | RMS | 29.5           | -14.2                 | .36          | 51.09                      | 54                     | -2.91       | -                   | -              | 266            | 148         | H        |

\* - indicates frequency in CFR47 Pt 15 / IC RSS-Restricted Band  
 Pk - Peak detector  
 RMS - RMS detection

### VERTICAL RESULT



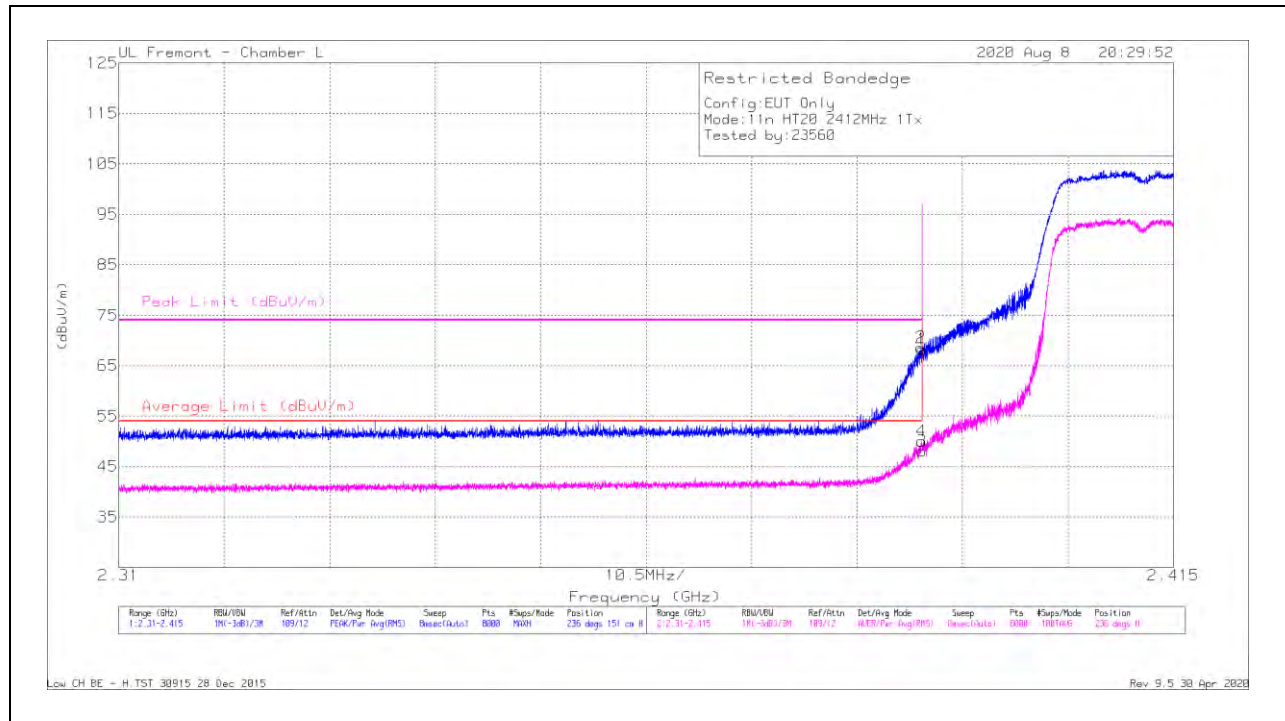
| Marker | Frequency (GHz) | Meter Reading (dBuV) | Det | AF T963 (dB/m) | Amp/CbI/Fitr/Pa d (dB) | DC Corr (dB) | Corrected Reading (dBuV/m) | Average Limit (dBuV/m) | Margin (dB) | Peak Limit (dBuV/m) | PK Margin (dB) | Azimuth (Degs) | Height (cm) | Polarity |
|--------|-----------------|----------------------|-----|----------------|------------------------|--------------|----------------------------|------------------------|-------------|---------------------|----------------|----------------|-------------|----------|
| 1      | * 2.4835        | 48.78                | Pk  | 29.5           | -14.2                  | 0            | 64.08                      | -                      | -           | 74                  | -9.92          | 233            | 364         | V        |
| 2      | * 2.48359       | 50.5                 | Pk  | 29.5           | -14.2                  | 0            | 65.8                       | -                      | -           | 74                  | -8.2           | 233            | 364         | V        |
| 3      | * 2.4835        | 33.88                | RMS | 29.5           | -14.2                  | .36          | 49.54                      | 54                     | -4.46       | -                   | -              | 233            | 364         | V        |
| 4      | * 2.48351       | 35.1                 | RMS | 29.5           | -14.2                  | .36          | 50.76                      | 54                     | -3.24       | -                   | -              | 233            | 364         | V        |

\* - indicates frequency in CFR47 Pt 15 / IC RSS-Restricted Band  
 Pk - Peak detector  
 RMS - RMS detection

**ANT 3**

**BANDEDGE (LOW CHANNEL, CH 1)**

**HORIZONTAL RESULT**

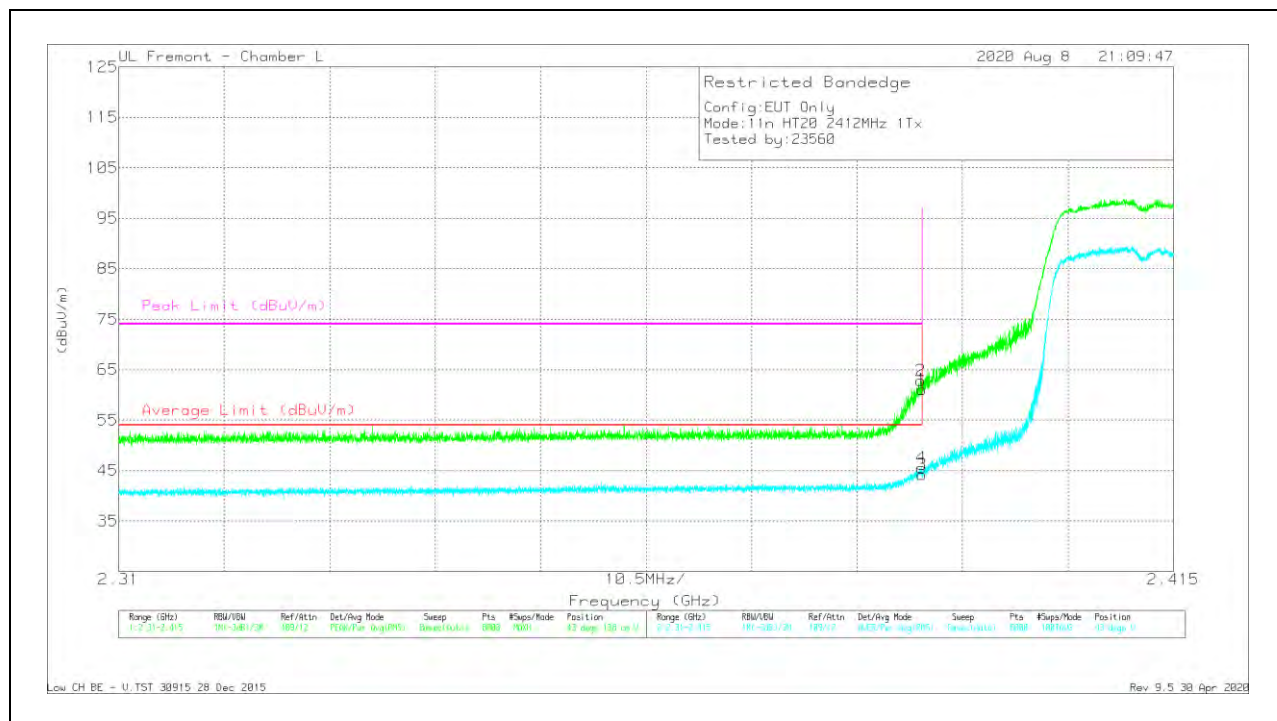


| Marker | Frequency (GHz) | Meter Reading (dBuV) | Det | AF 344 (dB/m) | Amp/Cbl/Fitr/Pad (dB) | DC Corr (dB) | Corrected Reading (dBuV/m) | Average Limit (dBuV/m) | Margin (dB) | Peak Limit (dBuV/m) | PK Margin (dB) | Azimuth (Degs) | Height (cm) | Polarity |
|--------|-----------------|----------------------|-----|---------------|-----------------------|--------------|----------------------------|------------------------|-------------|---------------------|----------------|----------------|-------------|----------|
| 1      | * 2.39          | 49.48                | Pk  | 31.9          | -13.1                 | 0            | 68.28                      | -                      | -           | 74                  | -5.72          | 236            | 151         | H        |
| 2      | * 2.38984       | 49.8                 | Pk  | 31.9          | -13.1                 | 0            | 68.6                       | -                      | -           | 74                  | -5.4           | 236            | 151         | H        |
| 3      | * 2.39          | 28.84                | RMS | 31.9          | -13.1                 | .36          | 48.00                      | 54                     | -6.00       | -                   | -              | 236            | 151         | H        |
| 4      | * 2.38994       | 30.85                | RMS | 31.9          | -13.1                 | .36          | 50.01                      | 54                     | -3.99       | -                   | -              | 236            | 151         | H        |

\* - indicates frequency in CFR47 Pt 15 / IC RSS-Restricted Band  
 Pk - Peak detector  
 RMS - RMS detection



### VERTICAL RESULT

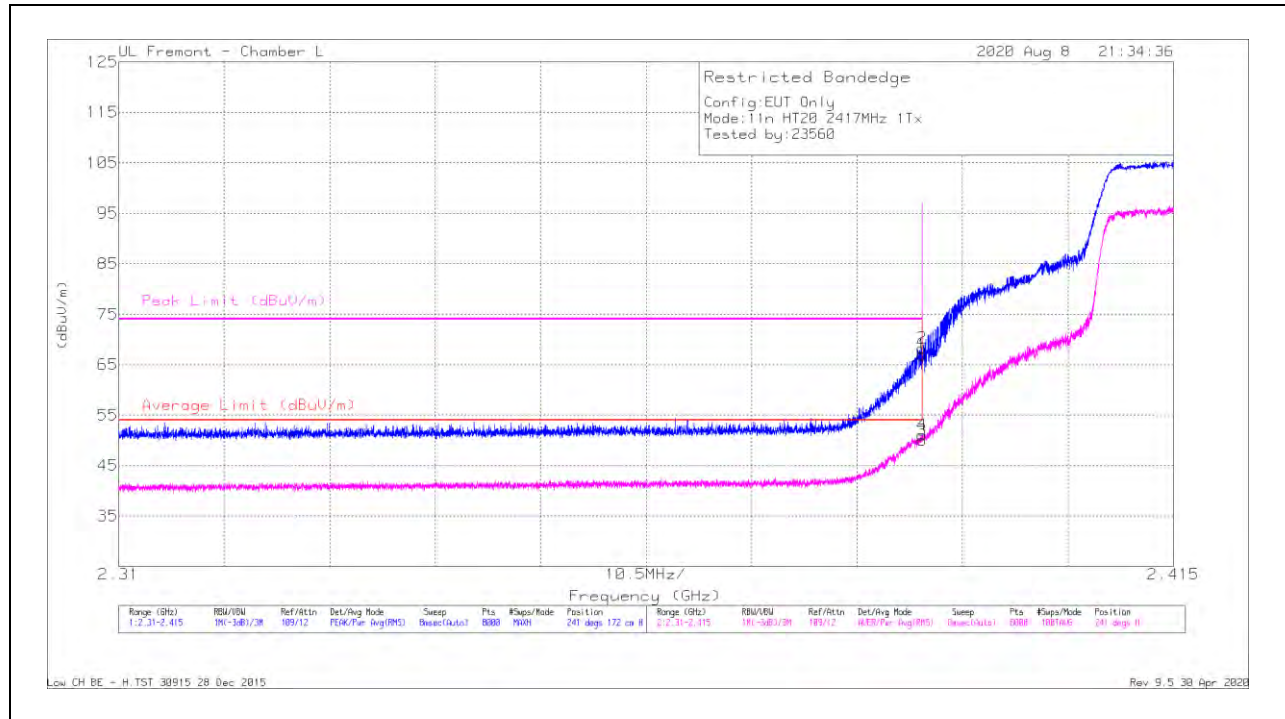


| Marker | Frequency (GHz) | Meter Reading (dBuV) | Det | AF 344 (dB/m) | Amp/Cbl/Filtr/Pad (dB) | DC Corr (dB) | Corrected Reading (dBuV/m) | Average Limit (dBuV/m) | Margin (dB) | Peak Limit (dBuV/m) | PK Margin (dB) | Azimuth (Degs) | Height (cm) | Polarity |
|--------|-----------------|----------------------|-----|---------------|------------------------|--------------|----------------------------|------------------------|-------------|---------------------|----------------|----------------|-------------|----------|
| 1      | * 2.39          | 42.24                | Pk  | 31.9          | -13.1                  | 0            | 61.04                      | -                      | -           | 74                  | -12.96         | 43             | 138         | V        |
| 2      | * 2.38986       | 44.04                | PK  | 31.9          | -13.1                  | 0            | 62.84                      | -                      | -           | 74                  | -11.16         | 43             | 138         | V        |
| 3      | * 2.39          | 25.08                | RMS | 31.9          | -13.1                  | .36          | 44.24                      | 54                     | -9.76       | -                   | -              | 43             | 138         | V        |
| 4      | * 2.38993       | 26.45                | RMS | 31.9          | -13.1                  | .36          | 45.61                      | 54                     | -8.39       | -                   | -              | 43             | 138         | V        |

\* - indicates frequency in CFR47 Pt 15 / IC RSS-Restricted Band  
 Pk - Peak detector  
 RMS - RMS detection

**BANDEDGE (LOW CHANNEL, CH 2)**

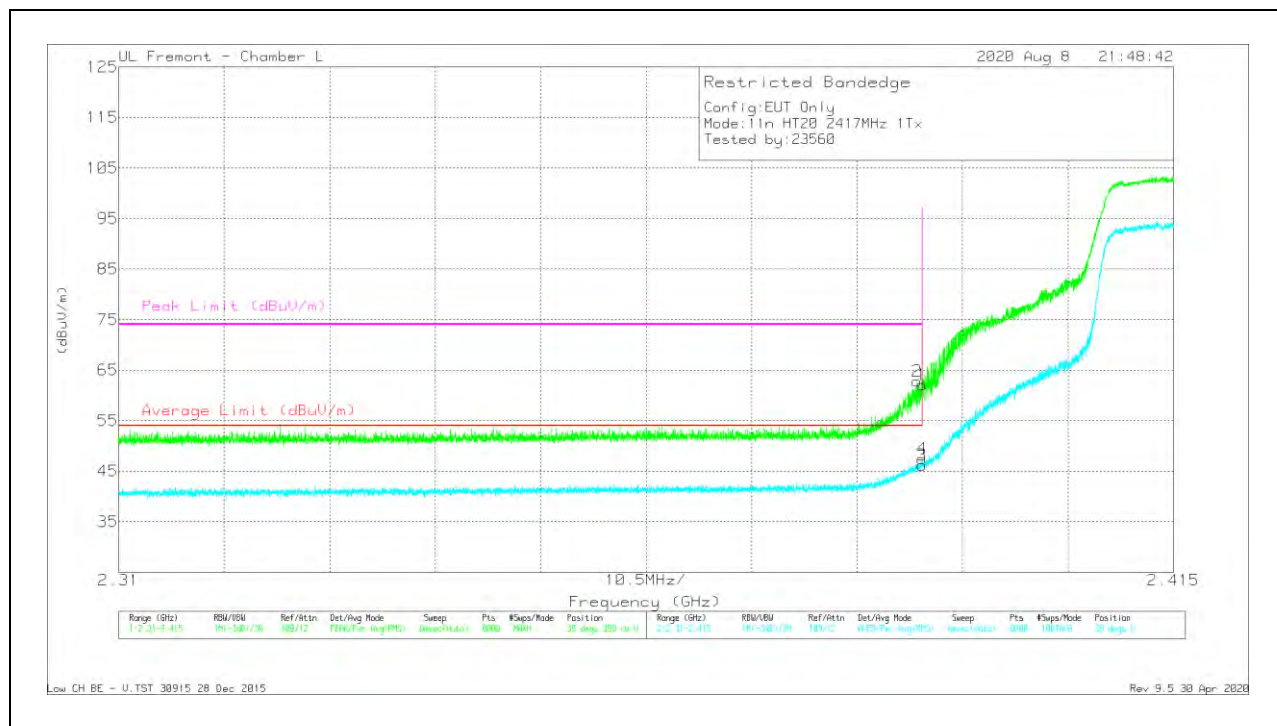
**HORIZONTAL RESULT**



| Marker | Frequency (GHz) | Meter Reading (dBuV) | Det | AF 344 (dB/m) | Amp/Cb/Fltr/Pad (dB) | DC Corr (dB) | Corrected Reading (dBuV/m) | Average Limit (dBuV/m) | Margin (dB) | Peak Limit (dBuV/m) | PK Margin (dB) | Azimuth (Degs) | Height (cm) | Polarity |
|--------|-----------------|----------------------|-----|---------------|----------------------|--------------|----------------------------|------------------------|-------------|---------------------|----------------|----------------|-------------|----------|
| 1      | * 2.39          | 48.16                | Pk  | 31.9          | -13.1                | 0            | 66.96                      | -                      | -           | 74                  | -7.04          | 241            | 172         | H        |
| 2      | * 2.38998       | 49.54                | Pk  | 31.9          | -13.1                | 0            | 68.34                      | -                      | -           | 74                  | -5.66          | 241            | 172         | H        |
| 3      | * 2.39          | 30.83                | RMS | 31.9          | -13.1                | .36          | 49.99                      | 54                     | -4.01       | -                   | -              | 241            | 172         | H        |
| 4      | * 2.38996       | 31.89                | RMS | 31.9          | -13.1                | .36          | 51.05                      | 54                     | -2.95       | -                   | -              | 241            | 172         | H        |

\* - indicates frequency in CFR47 Pt 15 / IC RSS-Restricted Band  
 PK - Peak detector  
 RMS - RMS detection

### VERTICAL RESULT

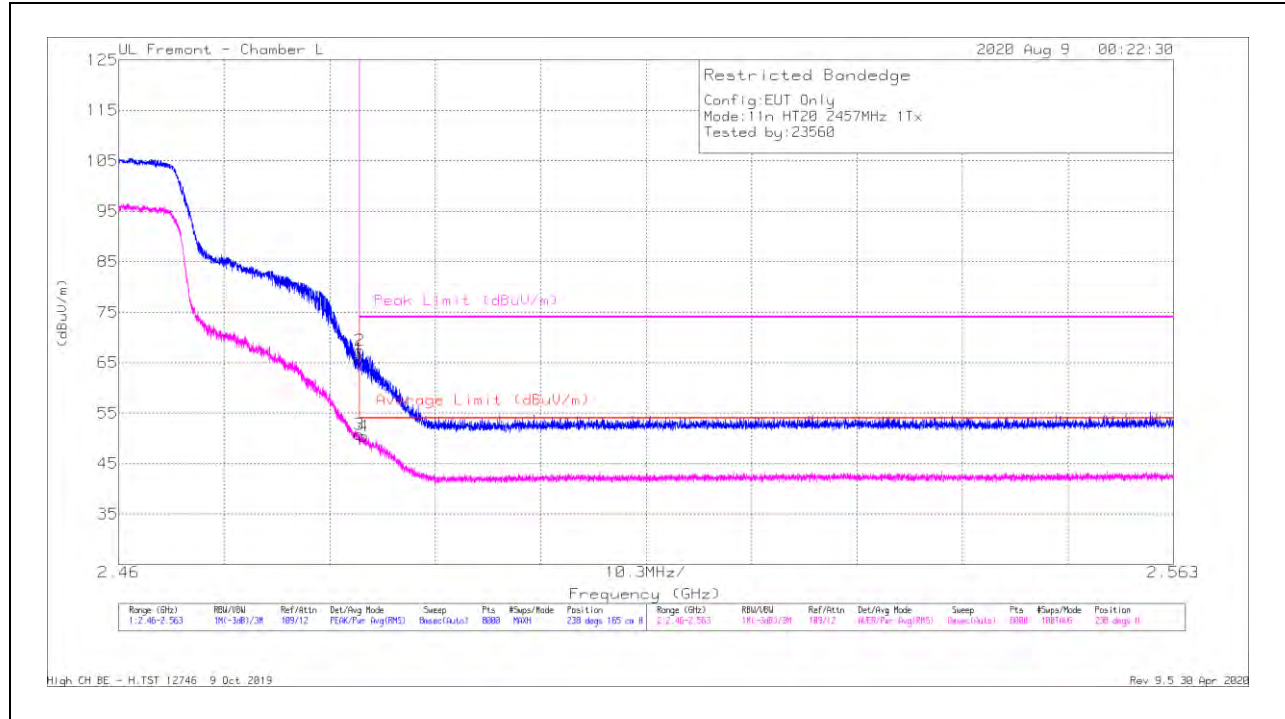


| Marker | Frequency (GHz) | Meter Reading (dBuV) | Det | AF 344 (dB/m) | Amp/Cbl/Filtr/Pad (dB) | DC Corr (dB) | Corrected Reading (dBuV/m) | Average Limit (dBuV/m) | Margin (dB) | Peak Limit (dBuV/m) | PK Margin (dB) | Azimuth (Degs) | Height (cm) | Polarity |
|--------|-----------------|----------------------|-----|---------------|------------------------|--------------|----------------------------|------------------------|-------------|---------------------|----------------|----------------|-------------|----------|
| 1      | * 2.39          | 43.34                | Pk  | 31.9          | -13.1                  | 0            | 62.14                      | -                      | -           | 74                  | -11.86         | 39             | 398         | V        |
| 2      | * 2.3895        | 44.05                | Pk  | 31.9          | -13.1                  | 0            | 62.85                      | -                      | -           | 74                  | -11.15         | 39             | 398         | V        |
| 3      | * 2.39          | 27.02                | RMS | 31.9          | -13.1                  | .36          | 46.18                      | 54                     | -7.82       | -                   | -              | 39             | 398         | V        |
| 4      | * 2.38998       | 28.21                | RMS | 31.9          | -13.1                  | .36          | 47.37                      | 54                     | -6.63       | -                   | -              | 39             | 398         | V        |

\* - indicates frequency in CFR47 Pt 15 / IC RSS-Restricted Band  
 Pk - Peak detector  
 RMS - RMS detection

**BANDEDGE (HIGH CHANNEL, CH 10)**

**HORIZONTAL RESULT**

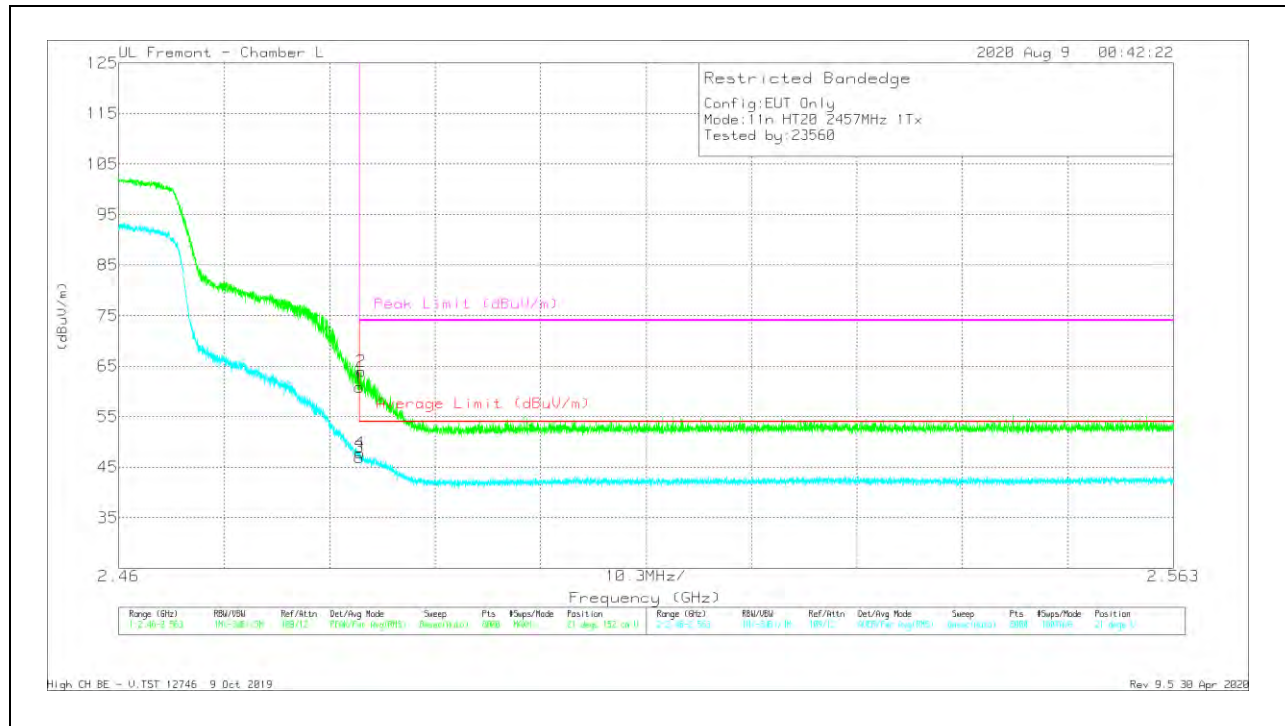


| Marker | Frequency (GHz) | Meter Reading (dBuV) | Det | AF 344 (dB/m) | Amp/Cb/Fitr/Pad (dB) | DC Corr (dB) | Corrected Reading (dBuV/m) | Average Limit (dBuV/m) | Margin (dB) | Peak Limit (dBuV/m) | PK Margin (dB) | Azimuth (Degs) | Height (cm) | Polarity |
|--------|-----------------|----------------------|-----|---------------|----------------------|--------------|----------------------------|------------------------|-------------|---------------------|----------------|----------------|-------------|----------|
| 1      | * 2.4835        | 46.4                 | Pk  | 32.3          | -12.9                | 0            | 65.8                       | -                      | -           | 74                  | -8.2           | 238            | 165         | H        |
| 2      | * 2.48356       | 48.08                | Pk  | 32.3          | -12.9                | 0            | 67.48                      | -                      | -           | 74                  | -6.52          | 238            | 165         | H        |
| 3      | * 2.4835        | 30.97                | RMS | 32.3          | -12.9                | .36          | 50.73                      | 54                     | -3.27       | -                   | -              | 238            | 165         | H        |
| 4      | * 2.4839        | 30.68                | RMS | 32.3          | -12.9                | .36          | 50.44                      | 54                     | -3.56       | -                   | -              | 238            | 165         | H        |

\* - indicates frequency in CFR47 Pt 15 / IC RSS-Restricted Band  
 PK - Peak detector  
 RMS - RMS detection



### VERTICAL RESULT

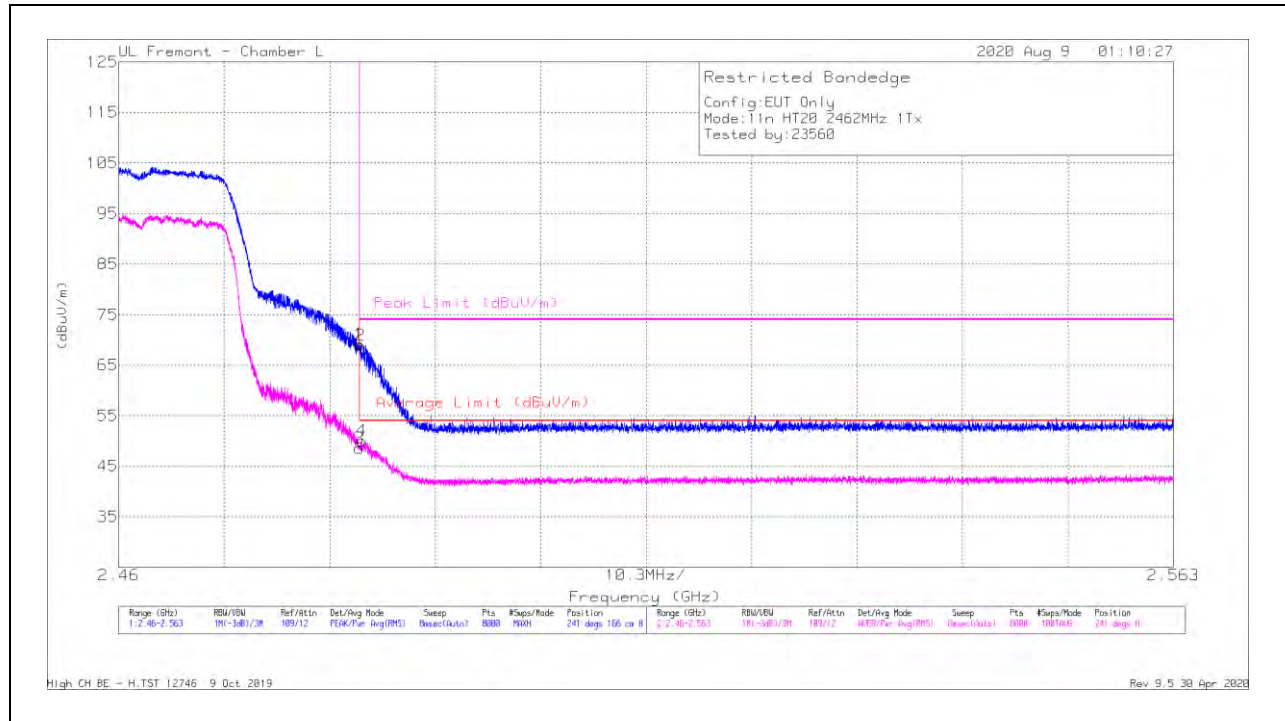


| Marker | Frequency (GHz) | Meter Reading (dBuV) | Det | AF 344 (dB/m) | Amp/Cbl/Filtr/Pad (dB) | DC Corr (dB) | Corrected Reading (dBuV/m) | Average Limit (dBuV/m) | Margin (dB) | Peak Limit (dBuV/m) | PK Margin (dB) | Azimuth (Degs) | Height (cm) | Polarity |
|--------|-----------------|----------------------|-----|---------------|------------------------|--------------|----------------------------|------------------------|-------------|---------------------|----------------|----------------|-------------|----------|
| 1      | * 2.4835        | 41.42                | Pk  | 32.3          | -12.9                  | 0            | 60.82                      | -                      | -           | 74                  | -13.18         | 21             | 152         | V        |
| 2      | * 2.48366       | 44.55                | Pk  | 32.3          | -12.9                  | 0            | 63.95                      | -                      | -           | 74                  | -10.05         | 21             | 152         | V        |
| 3      | * 2.4835        | 27.18                | RMS | 32.3          | -12.9                  | .36          | 46.94                      | 54                     | -7.06       | -                   | -              | 21             | 152         | V        |
| 4      | * 2.48355       | 28.02                | RMS | 32.3          | -12.9                  | .36          | 47.78                      | 54                     | -6.22       | -                   | -              | 21             | 152         | V        |

\* - indicates frequency in CFR47 Pt 15 / IC RSS-Restricted Band  
 Pk - Peak detector  
 RMS - RMS detection

**BANDEDGE (HIGH CHANNEL, CH 11)**

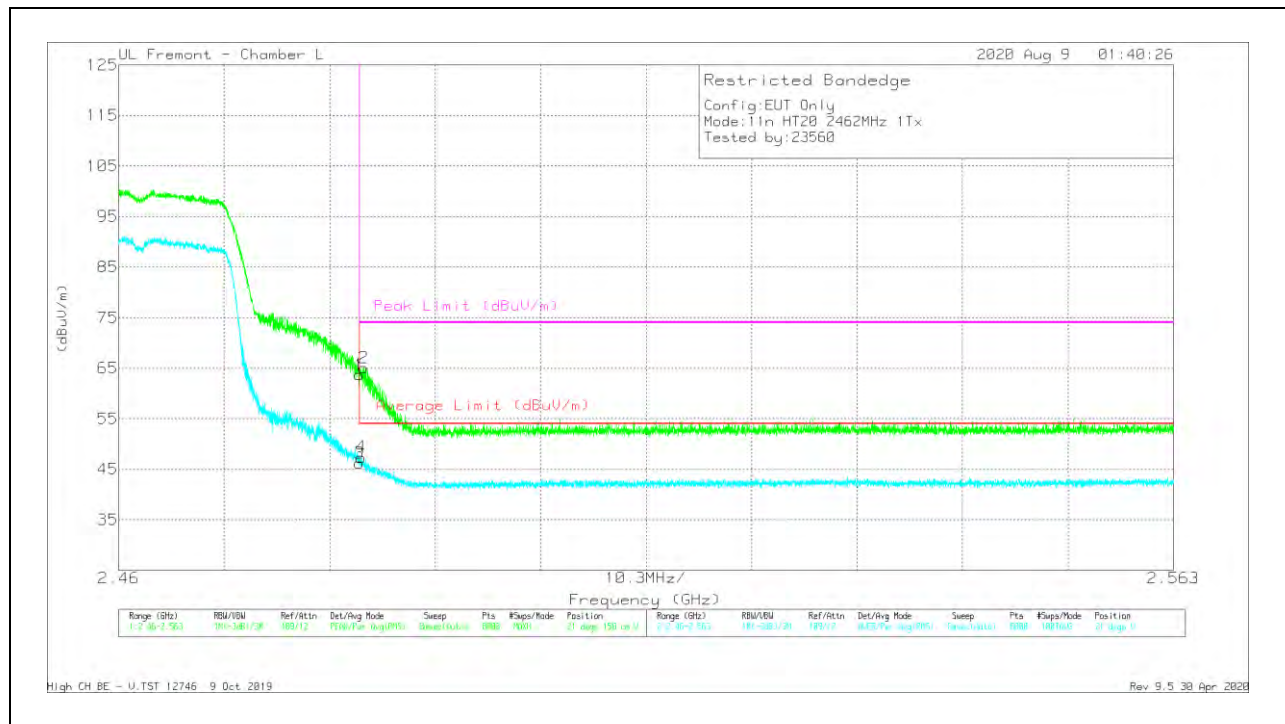
**HORIZONTAL RESULT**



| Marker | Frequency (GHz) | Meter Reading (dBuV) | Det | AF 344 (dB/m) | Amp/CbI/Fitr/Pad (dB) | DC Corr (dB) | Corrected Reading (dBuV/m) | Average Limit (dBuV/m) | Margin (dB) | Peak Limit (dBuV/m) | PK Margin (dB) | Azimuth (Degs) | Height (cm) | Polarity |
|--------|-----------------|----------------------|-----|---------------|-----------------------|--------------|----------------------------|------------------------|-------------|---------------------|----------------|----------------|-------------|----------|
| 1      | * 2.4835        | 49.76                | Pk  | 32.3          | -12.9                 | 0            | 69.16                      | -                      | -           | 74                  | -4.84          | 241            | 166         | H        |
| 2      | * 2.48364       | 49.56                | Pk  | 32.3          | -12.9                 | 0            | 68.96                      | -                      | -           | 74                  | -5.04          | 241            | 166         | H        |
| 3      | * 2.4835        | 28.84                | RMS | 32.3          | -12.9                 | .36          | 48.60                      | 54                     | -5.40       | -                   | -              | 241            | 166         | H        |
| 4      | * 2.48372       | 30.32                | RMS | 32.3          | -12.9                 | .36          | 50.08                      | 54                     | -3.92       | -                   | -              | 241            | 166         | H        |

\* - indicates frequency in CFR47 Pt 15 / IC RSS-Restricted Band  
 PK - Peak detector  
 RMS - RMS detection

### VERTICAL RESULT

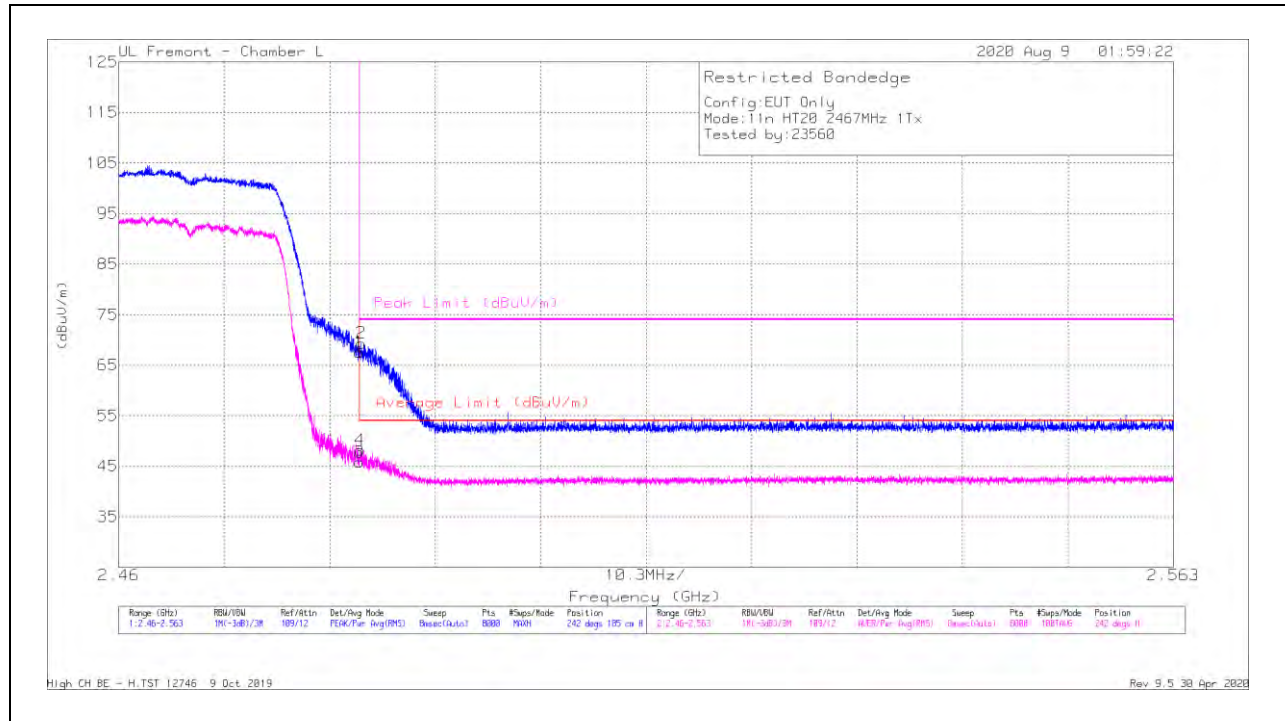


| Marker | Frequency (GHz) | Meter Reading (dBuV) | Det | AF 344 (dB/m) | Amp/Cbl/Filtr/Pad (dB) | DC Corr (dB) | Corrected Reading (dBuV/m) | Average Limit (dBuV/m) | Margin (dB) | Peak Limit (dBuV/m) | PK Margin (dB) | Azimuth (Degs) | Height (cm) | Polarity |
|--------|-----------------|----------------------|-----|---------------|------------------------|--------------|----------------------------|------------------------|-------------|---------------------|----------------|----------------|-------------|----------|
| 1      | * 2.4835        | 44.32                | Pk  | 32.3          | -12.9                  | 0            | 63.72                      | -                      | -           | 74                  | -10.28         | 21             | 150         | V        |
| 2      | * 2.48395       | 45.68                | Pk  | 32.3          | -12.9                  | 0            | 65.08                      | -                      | -           | 74                  | -8.92          | 21             | 150         | V        |
| 3      | * 2.4835        | 26.4                 | RMS | 32.3          | -12.9                  | .36          | 46.16                      | 54                     | -7.84       | -                   | -              | 21             | 150         | V        |
| 4      | * 2.48368       | 27.6                 | RMS | 32.3          | -12.9                  | .36          | 47.36                      | 54                     | -6.64       | -                   | -              | 21             | 150         | V        |

\* - indicates frequency in CFR47 Pt 15 / IC RSS-Restricted Band  
 Pk - Peak detector  
 RMS - RMS detection

**BANDEDGE (HIGH CHANNEL, CH 12)**

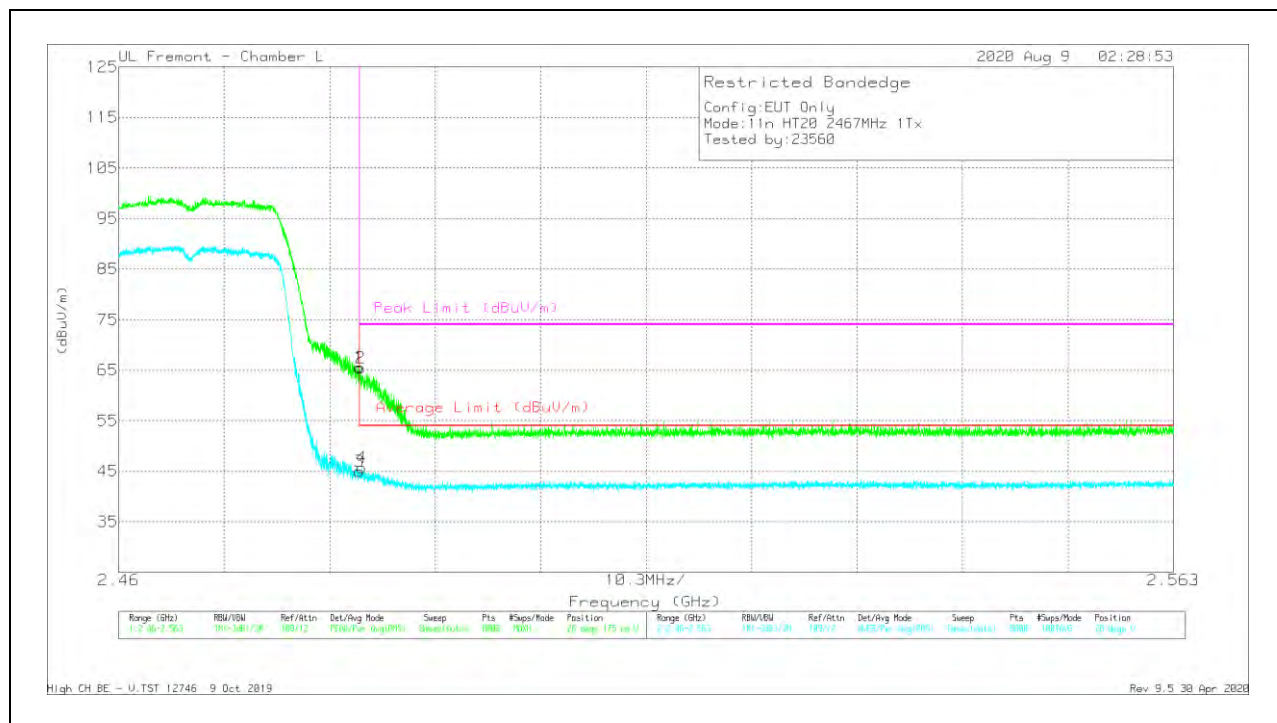
**HORIZONTAL RESULT**



| Marker | Frequency (GHz) | Meter Reading (dBuV) | Det | AF 344 (dB/m) | Amp/CbI/Fitr/Pad (dB) | DC Corr (dB) | Corrected Reading (dBuV/m) | Average Limit (dBuV/m) | Margin (dB) | Peak Limit (dBuV/m) | PK Margin (dB) | Azimuth (Degs) | Height (cm) | Polarity |
|--------|-----------------|----------------------|-----|---------------|-----------------------|--------------|----------------------------|------------------------|-------------|---------------------|----------------|----------------|-------------|----------|
| 1      | * 2.4835        | 48.1                 | Pk  | 32.3          | -12.9                 | 0            | 67.5                       | -                      | -           | 74                  | -6.5           | 242            | 185         | H        |
| 2      | * 2.48369       | 49.95                | Pk  | 32.3          | -12.9                 | 0            | 69.35                      | -                      | -           | 74                  | -4.65          | 242            | 185         | H        |
| 3      | * 2.4835        | 26.03                | RMS | 32.3          | -12.9                 | .36          | 45.79                      | 54                     | -8.21       | -                   | -              | 242            | 185         | H        |
| 4      | * 2.48355       | 28.43                | RMS | 32.3          | -12.9                 | .36          | 46.19                      | 54                     | -5.81       | -                   | -              | 242            | 185         | H        |

\* - indicates frequency in CFR47 Pt 15 / IC RSS-Restricted Band  
 PK - Peak detector  
 RMS - RMS detection

### VERTICAL RESULT



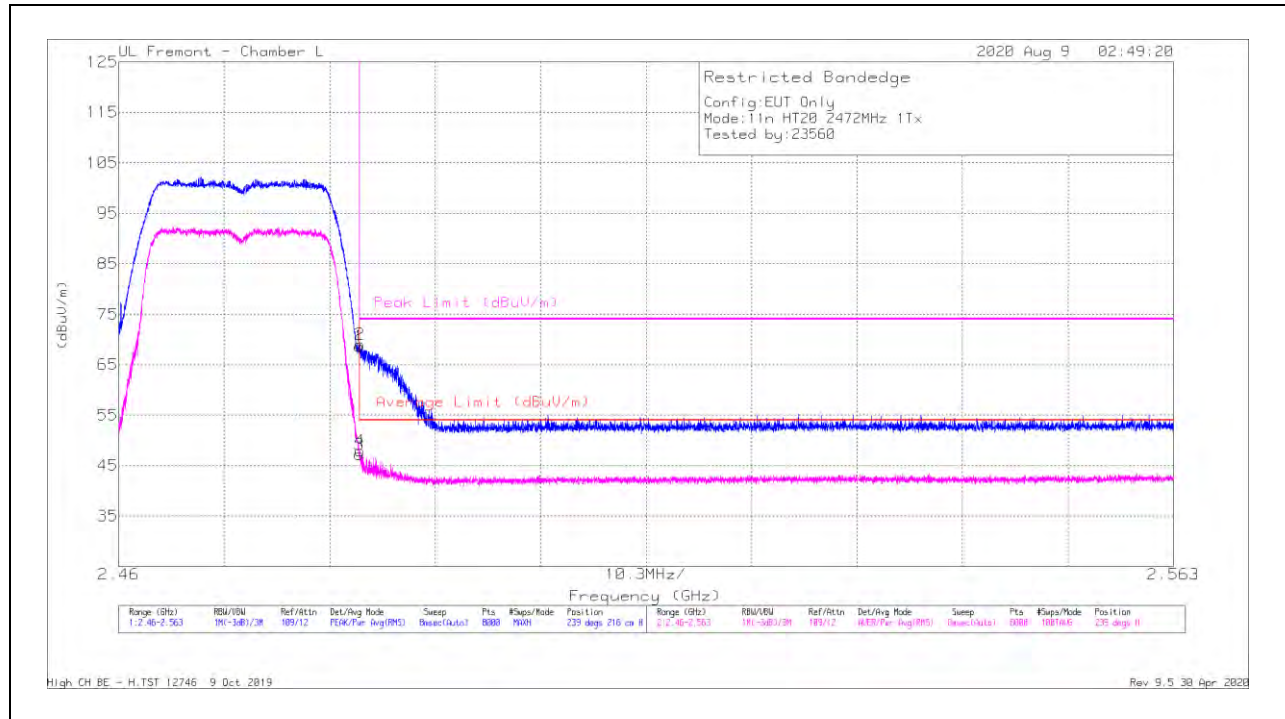
| Marker | Frequency (GHz) | Meter Reading (dBuV) | Det | AF 344 (dB/m) | Amp/Cbl/Filtr/Pad (dB) | DC Corr (dB) | Corrected Reading (dBuV/m) | Average Limit (dBuV/m) | Margin (dB) | Peak Limit (dBuV/m) | PK Margin (dB) | Azimuth (Degs) | Height (cm) | Polarity |
|--------|-----------------|----------------------|-----|---------------|------------------------|--------------|----------------------------|------------------------|-------------|---------------------|----------------|----------------|-------------|----------|
| 1      | * 2.4835        | 46.13                | Pk  | 32.3          | -12.9                  | 0            | 65.53                      | -                      | -           | 74                  | -8.47          | 28             | 175         | V        |
| 2      | * 2.48362       | 46.09                | Pk  | 32.3          | -12.9                  | 0            | 65.49                      | -                      | -           | 74                  | -8.51          | 28             | 175         | V        |
| 3      | * 2.4835        | 25.19                | RMS | 32.3          | -12.9                  | .36          | 44.95                      | 54                     | -9.05       | -                   | -              | 28             | 175         | V        |
| 4      | * 2.48373       | 25.97                | RMS | 32.3          | -12.9                  | .36          | 45.73                      | 54                     | -8.27       | -                   | -              | 28             | 175         | V        |

\* - indicates frequency in CFR47 Pt 15 / IC RSS-Restricted Band  
 Pk - Peak detector  
 RMS - RMS detection



**BANDEDGE (HIGH CHANNEL, CH 13)**

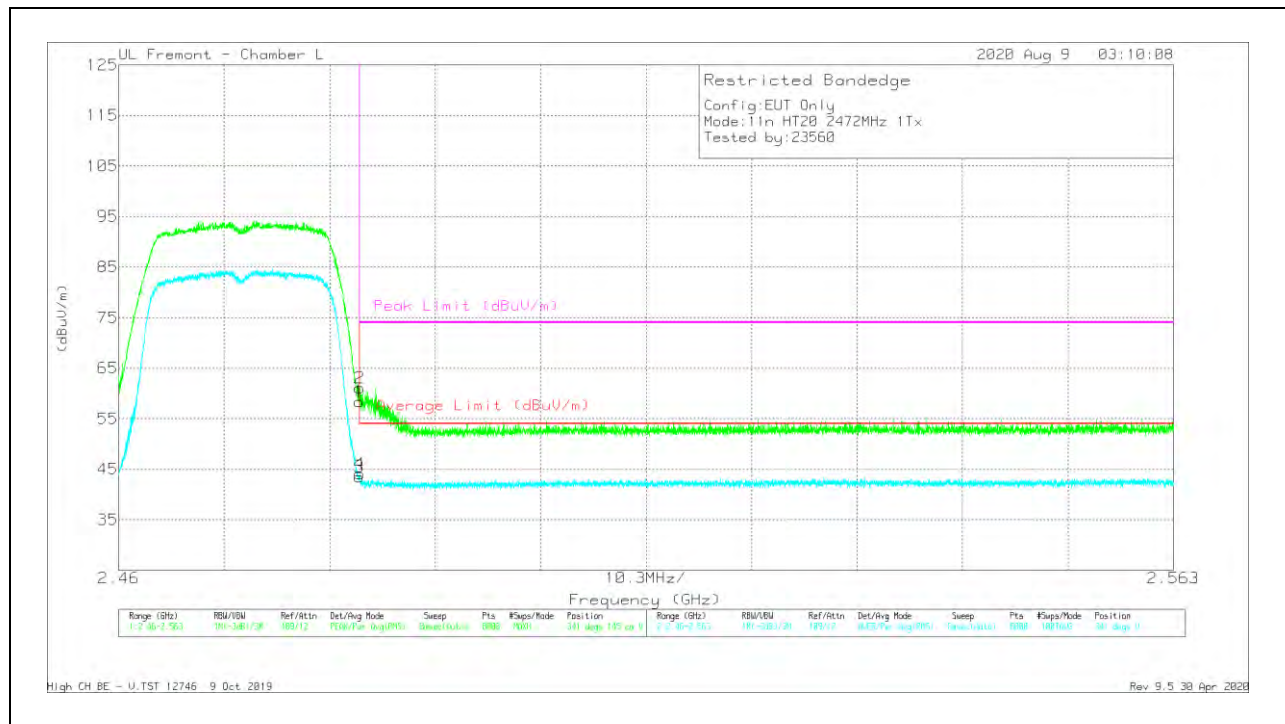
**HORIZONTAL RESULT**



| Marker | Frequency (GHz) | Meter Reading (dBuV) | Det | AF 344 (dB/m) | Amp/Cb/Fitr/Pad (dB) | DC Corr (dB) | Corrected Reading (dBuV/m) | Average Limit (dBuV/m) | Margin (dB) | Peak Limit (dBuV/m) | PK Margin (dB) | Azimuth (Degs) | Height (cm) | Polarity |
|--------|-----------------|----------------------|-----|---------------|----------------------|--------------|----------------------------|------------------------|-------------|---------------------|----------------|----------------|-------------|----------|
| 1      | * 2.4835        | 49.23                | Pk  | 32.3          | -12.9                | 0            | 68.63                      | -                      | -           | 74                  | -5.37          | 239            | 216         | H        |
| 2      | * 2.48354       | 49.63                | Pk  | 32.3          | -12.9                | 0            | 69.03                      | -                      | -           | 74                  | -4.97          | 239            | 216         | H        |
| 3      | * 2.4835        | 27.47                | RMS | 32.3          | -12.9                | .36          | 47.23                      | 54                     | -6.77       | -                   | -              | 239            | 216         | H        |
| 4      | * 2.48358       | 28.11                | RMS | 32.3          | -12.9                | .36          | 47.87                      | 54                     | -6.13       | -                   | -              | 239            | 216         | H        |

\* - indicates frequency in CFR47 Pt 15 / IC RSS-Restricted Band  
 PK - Peak detector  
 RMS - RMS detection

### VERTICAL RESULT



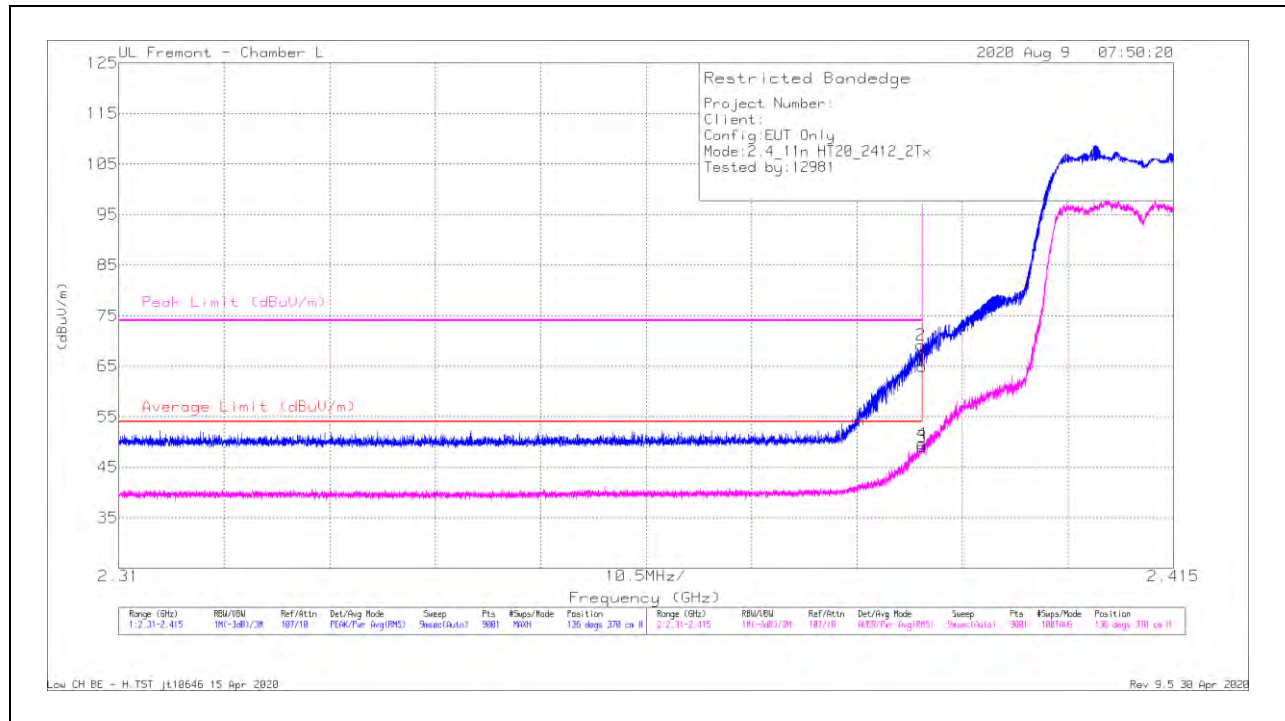
| Marker | Frequency (GHz) | Meter Reading (dBuV) | Det | AF 344 (dB/m) | Amp/Coil/Ftr/Pad (dB) | DC Corr (dB) | Corrected Reading (dBuV/m) | Average Limit (dBuV/m) | Margin (dB) | Peak Limit (dBuV/m) | PK Margin (dB) | Azimuth (Degs) | Height (cm) | Polarity |
|--------|-----------------|----------------------|-----|---------------|-----------------------|--------------|----------------------------|------------------------|-------------|---------------------|----------------|----------------|-------------|----------|
| 1      | * 2.4835        | 39.01                | Pk  | 32.3          | -12.9                 | 0            | 58.41                      | -                      | -           | 74                  | -15.59         | 341            | 145         | V        |
| 2      | * 2.48353       | 41.74                | Pk  | 32.3          | -12.9                 | 0            | 61.14                      | -                      | -           | 74                  | -12.86         | 341            | 145         | V        |
| 3      | * 2.4835        | 23.75                | RMS | 32.3          | -12.9                 | .36          | 43.51                      | 54                     | -10.49      | -                   | -              | 341            | 145         | V        |
| 4      | * 2.48353       | 24.36                | RMS | 32.3          | -12.9                 | .36          | 44.12                      | 54                     | -9.88       | -                   | -              | 341            | 145         | V        |

\* - indicates frequency in CFR47 Pt 15 / IC RSS-Restricted Band  
 Pk - Peak detector  
 RMS - RMS detection

**2TX ANT 4 + ANT 3 CDD MODE**

**BANDEDGE (LOW CHANNEL, CH 1)**

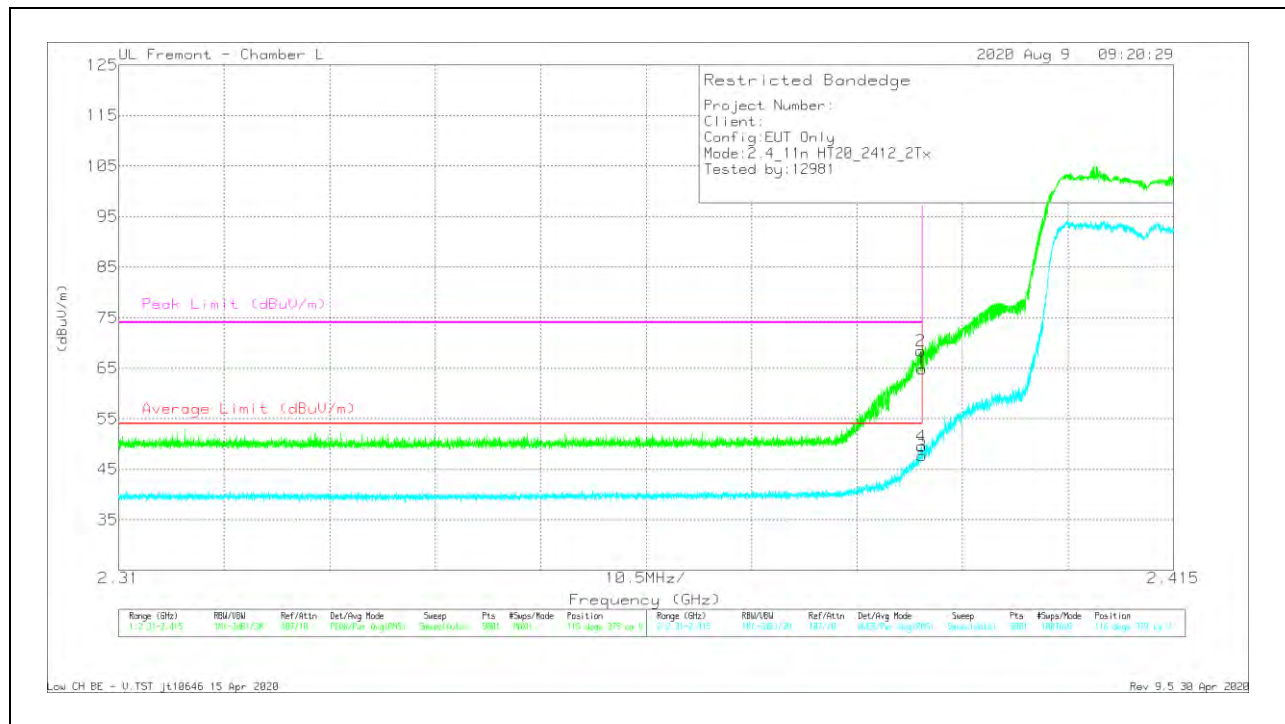
**HORIZONTAL RESULT**



| Marker | Frequency (GHz) | Meter Reading (dBuV) | Det | AF 344 (dB/m) | Amp/Cbl/Fitr/Pad (dB) | DC Corr (dB) | Corrected Reading (dBuV/m) | Average Limit (dBuV/m) | Margin (dB) | Peak Limit (dBuV/m) | PK Margin (dB) | Azimuth (Degs) | Height (cm) | Polarity |
|--------|-----------------|----------------------|-----|---------------|-----------------------|--------------|----------------------------|------------------------|-------------|---------------------|----------------|----------------|-------------|----------|
| 1      | * 2.38999       | 54.15                | Pk  | 31.9          | -21.1                 | 0            | 64.95                      | -                      | -           | 74                  | -9.05          | 136            | 370         | H        |
| 2      | * 2.38988       | 58.38                | Pk  | 31.9          | -21.1                 | 0            | 69.18                      | -                      | -           | 74                  | -4.82          | 136            | 370         | H        |
| 3      | * 2.38999       | 37.6                 | RMS | 31.9          | -21.1                 | .61          | 49.01                      | 54                     | -4.99       | -                   | -              | 136            | 370         | H        |
| 4      | * 2.38995       | 38.31                | RMS | 31.9          | -21.1                 | .61          | 49.72                      | 54                     | -4.28       | -                   | -              | 136            | 370         | H        |

\* - indicates frequency in CFR47 Pt 15 / IC RSS-Restricted Band  
 Pk - Peak detector  
 RMS - RMS detection

### VERTICAL RESULT

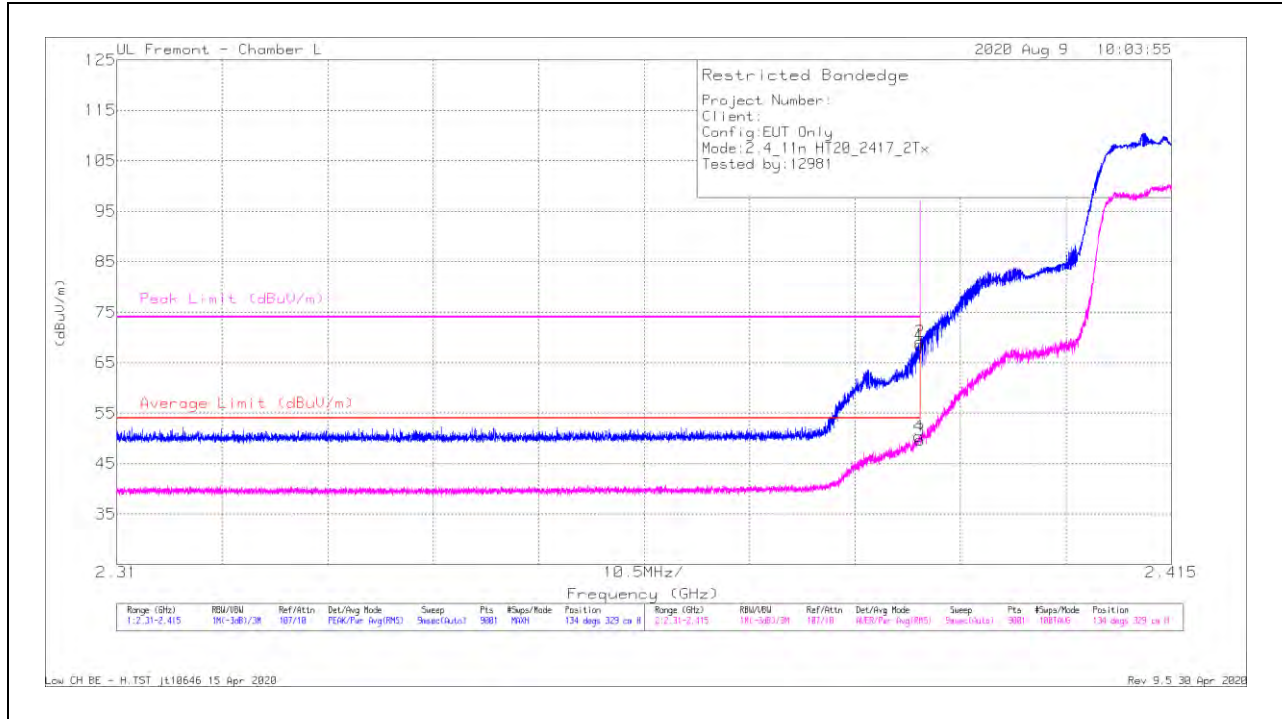


| Marker | Frequency (GHz) | Meter Reading (dBuV) | Det | AF 344 (dB/m) | Amp/Cbl/Filtr/Pad (dB) | DC Corr (dB) | Corrected Reading (dBuV/m) | Average Limit (dBuV/m) | Margin (dB) | Peak Limit (dBuV/m) | PK Margin (dB) | Azimuth (Degs) | Height (cm) | Polarity |
|--------|-----------------|----------------------|-----|---------------|------------------------|--------------|----------------------------|------------------------|-------------|---------------------|----------------|----------------|-------------|----------|
| 1      | * 2.38999       | 54.08                | Pk  | 31.9          | -21.1                  | 0            | 64.88                      | -                      | -           | 74                  | -9.12          | 116            | 379         | V        |
| 2      | * 2.38986       | 57.63                | Pk  | 31.9          | -21.1                  | 0            | 68.43                      | -                      | -           | 74                  | -5.57          | 116            | 379         | V        |
| 3      | * 2.38999       | 36.27                | RMS | 31.9          | -21.1                  | .61          | 47.68                      | 54                     | -6.32       | -                   | -              | 116            | 379         | V        |
| 4      | * 2.38994       | 38.08                | RMS | 31.9          | -21.1                  | .61          | 49.49                      | 54                     | -4.51       | -                   | -              | 116            | 379         | V        |

\* - indicates frequency in CFR47 Pt 15 / IC RSS-Restricted Band  
 Pk - Peak detector  
 RMS - RMS detection

**BANDEDGE (LOW CHANNEL, CH 2)**

**HORIZONTAL RESULT**

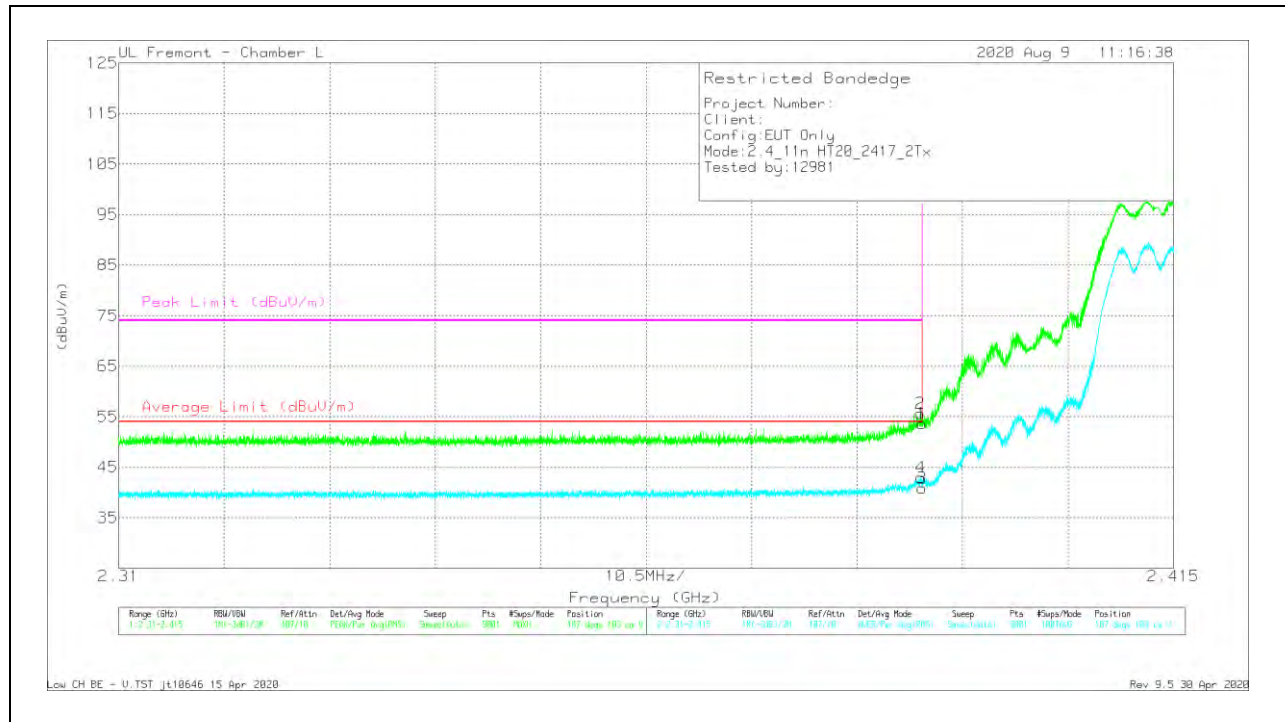


| Marker | Frequency (GHz) | Meter Reading (dBuV) | Det | AF 344 (dBm) | Amp/Cbl/Filt/Pad (dB) | DC Corr (dB) | Corrected Reading (dBuV/m) | Average Limit (dBuV/m) | Margin (dB) | Peak Limit (dBuV/m) | PK Margin (dB) | Azimuth (Degs) | Height (cm) | Polarity |
|--------|-----------------|----------------------|-----|--------------|-----------------------|--------------|----------------------------|------------------------|-------------|---------------------|----------------|----------------|-------------|----------|
| 1      | * 2.38999       | 57.75                | Pk  | 31.9         | -21.1                 | 0            | 68.55                      | -                      | -           | 74                  | -5.45          | 134            | 329         | H        |
| 2      | * 2.38997       | 58.37                | Pk  | 31.9         | -21.1                 | 0            | 69.17                      | -                      | -           | 74                  | -4.83          | 134            | 329         | H        |
| 3      | * 2.38999       | 38.28                | RMS | 31.9         | -21.1                 | .61          | 49.69                      | 54                     | -4.31       | -                   | -              | 134            | 329         | H        |
| 4      | * 2.38988       | 38.88                | RMS | 31.9         | -21.1                 | .61          | 50.39                      | 54                     | -3.61       | -                   | -              | 134            | 329         | H        |

\* - indicates frequency in CFR47 Pt 15 / IC RSS-Restricted Band  
 PK - Peak detector  
 RMS - RMS detection



### VERTICAL RESULT

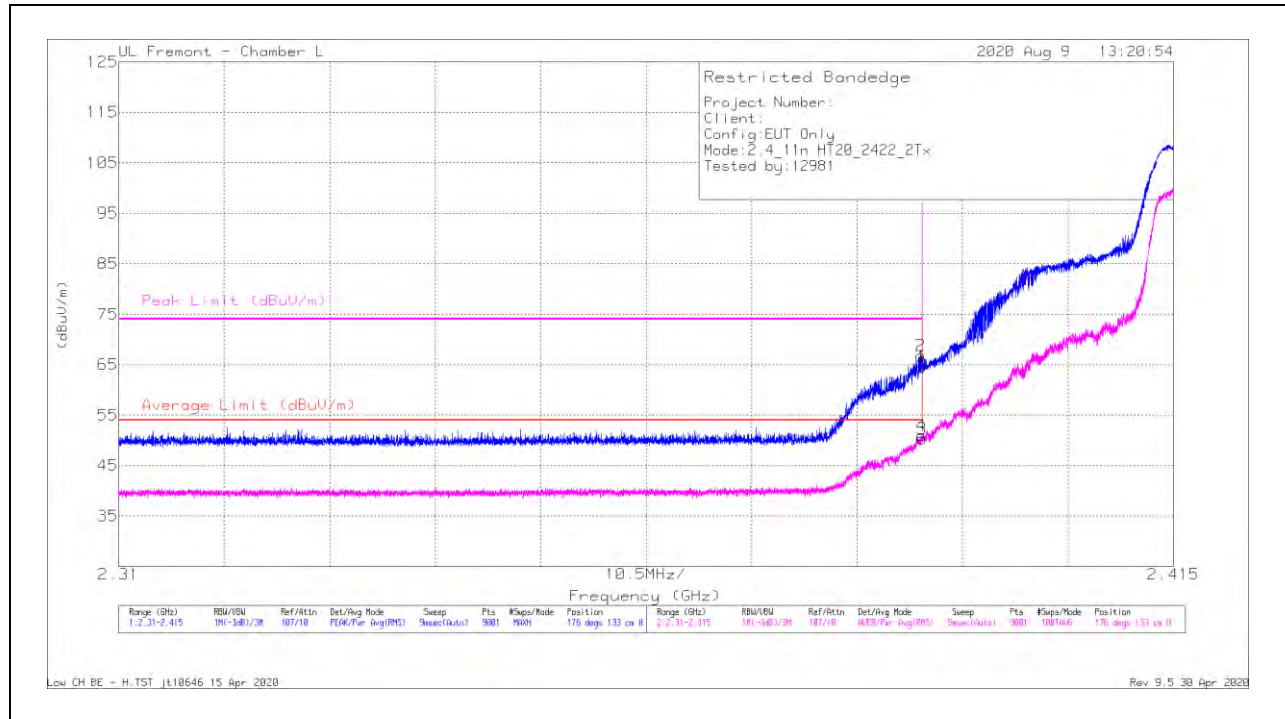


| Marker | Frequency (GHz) | Meter Reading (dBuV) | Det | AF 344 (dB/m) | Amp/Cbl/Filtr/Pad (dB) | DC Corr (dB) | Corrected Reading (dBuV/m) | Average Limit (dBuV/m) | Margin (dB) | Peak Limit (dBuV/m) | PK Margin (dB) | Azimuth (Degs) | Height (cm) | Polarity |
|--------|-----------------|----------------------|-----|---------------|------------------------|--------------|----------------------------|------------------------|-------------|---------------------|----------------|----------------|-------------|----------|
| 1      | * 2.38999       | 42.84                | Pk  | 31.9          | -21.1                  | 0            | 53.64                      | -                      | -           | 74                  | -20.36         | 187            | 103         | V        |
| 2      | * 2.38978       | 44.82                | Pk  | 31.9          | -21.1                  | 0            | 55.62                      | -                      | -           | 74                  | -18.38         | 187            | 103         | V        |
| 3      | * 2.38999       | 29.42                | RMS | 31.9          | -21.1                  | .61          | 40.83                      | 54                     | -13.17      | -                   | -              | 187            | 103         | V        |
| 4      | * 2.38988       | 31.5                 | RMS | 31.9          | -21.1                  | .61          | 42.91                      | 54                     | -11.09      | -                   | -              | 187            | 103         | V        |

\* - indicates frequency in CFR47 Pt 15 / IC RSS-Restricted Band  
 Pk - Peak detector  
 RMS - RMS detection

**BANDEDGE (LOW CHANNEL, CH 3)**

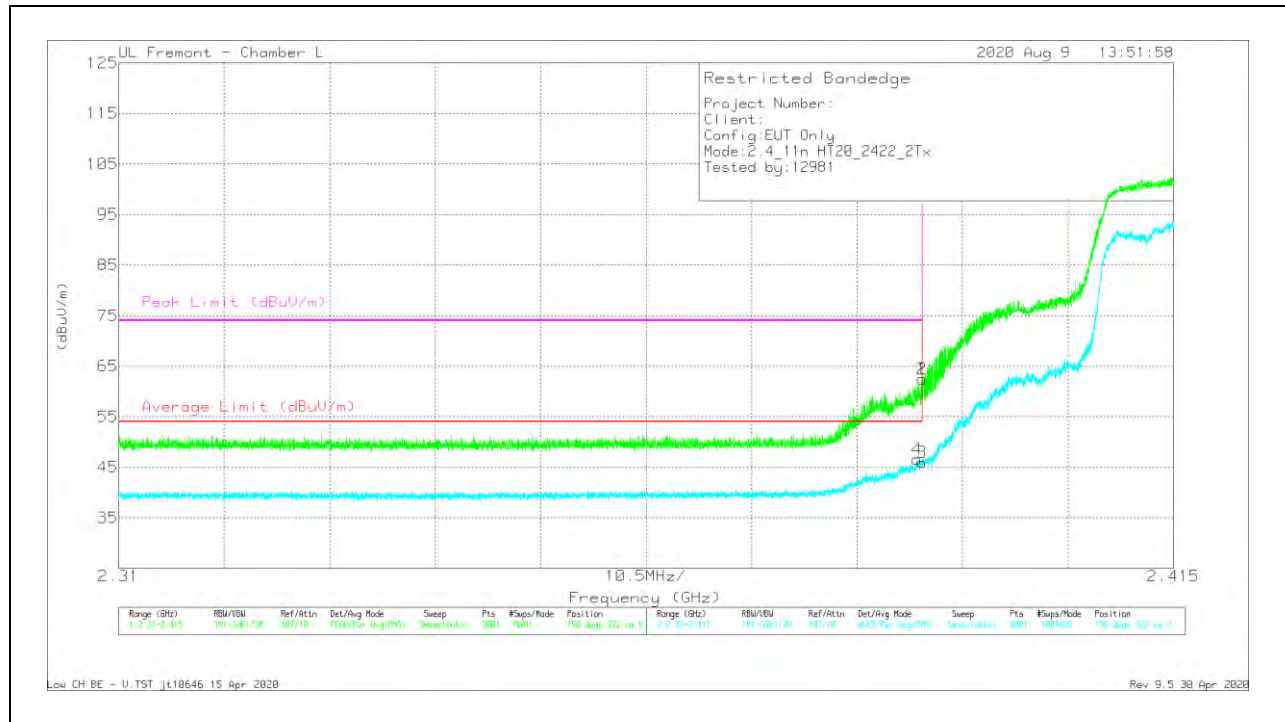
**HORIZONTAL RESULT**



| Marker | Frequency (GHz) | Meter Reading (dBuV) | Det | AF 344 (dB/m) | Amp/CbI/Fitr/Pad (dB) | DC Corr (dB) | Corrected Reading (dBuV/m) | Average Limit (dBuV/m) | Margin (dB) | Peak Limit (dBuV/m) | PK Margin (dB) | Azimuth (Degs) | Height (cm) | Polarity |
|--------|-----------------|----------------------|-----|---------------|-----------------------|--------------|----------------------------|------------------------|-------------|---------------------|----------------|----------------|-------------|----------|
| 1      | * 2.38999       | 53.72                | Pk  | 31.9          | -21.1                 | 0            | 64.52                      | -                      | -           | 74                  | -9.48          | 176            | 133         | H        |
| 2      | * 2.38983       | 55.99                | Pk  | 31.9          | -21.1                 | 0            | 66.79                      | -                      | -           | 74                  | -7.21          | 176            | 133         | H        |
| 3      | * 2.38999       | 38.87                | RMS | 31.9          | -21.1                 | .61          | 50.28                      | 54                     | -3.72       | -                   | -              | 176            | 133         | H        |
| 4      | * 2.38992       | 39.48                | RMS | 31.9          | -21.1                 | .61          | 50.89                      | 54                     | -3.11       | -                   | -              | 176            | 133         | H        |

\* - indicates frequency in CFR47 Pt 15 / IC RSS-Restricted Band  
 PK - Peak detector  
 RMS - RMS detection

### VERTICAL RESULT

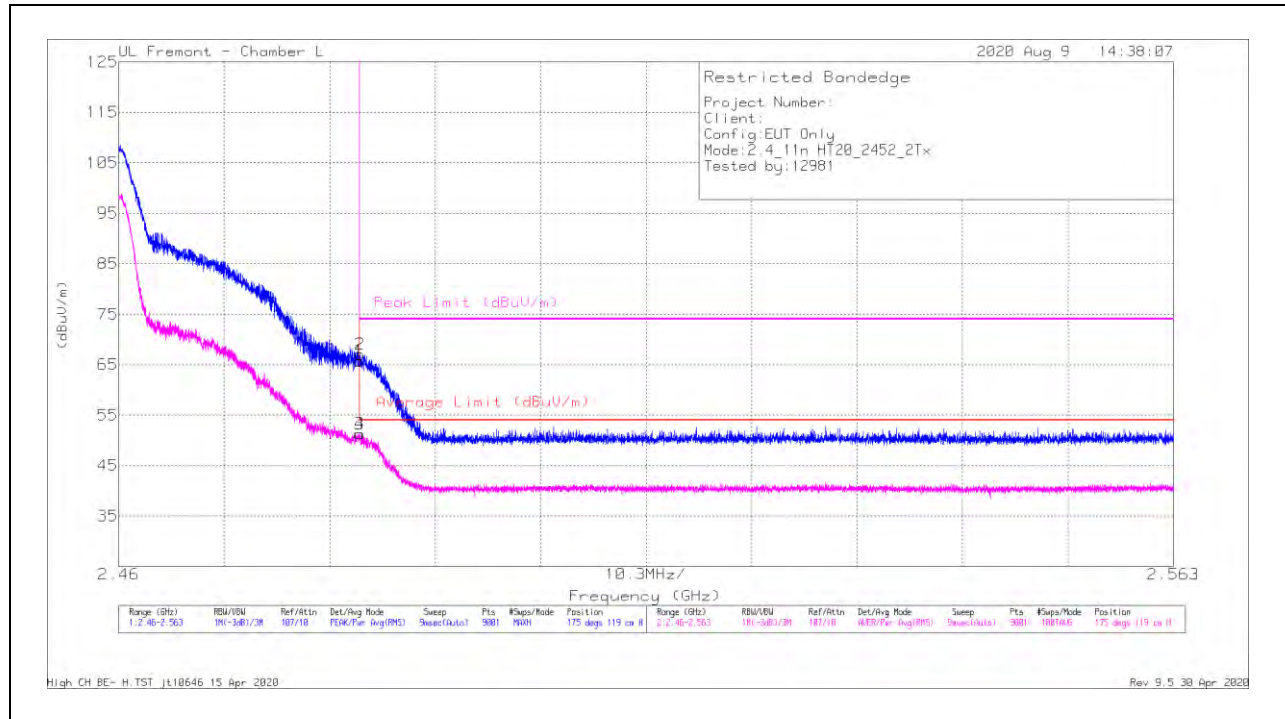


| Marker | Frequency (GHz) | Meter Reading (dBuV) | Det | AF 344 (dB/m) | Amp/Cbl/Filtr/Pad (dB) | DC Corr (dB) | Corrected Reading (dBuV/m) | Average Limit (dBuV/m) | Margin (dB) | Peak Limit (dBuV/m) | PK Margin (dB) | Azimuth (Degs) | Height (cm) | Polarity |
|--------|-----------------|----------------------|-----|---------------|------------------------|--------------|----------------------------|------------------------|-------------|---------------------|----------------|----------------|-------------|----------|
| 1      | * 2.38999       | 51.7                 | Pk  | 31.9          | -21.1                  | 0            | 62.5                       | -                      | -           | 74                  | -11.5          | 190            | 322         | V        |
| 2      | * 2.38998       | 51.67                | Pk  | 31.9          | -21.1                  | 0            | 62.47                      | -                      | -           | 74                  | -11.53         | 190            | 322         | V        |
| 3      | * 2.38999       | 34.56                | RMS | 31.9          | -21.1                  | .61          | 45.97                      | 54                     | -8.03       | -                   | -              | 190            | 322         | V        |
| 4      | * 2.38945       | 35.17                | RMS | 31.9          | -21.1                  | .61          | 46.58                      | 54                     | -7.42       | -                   | -              | 190            | 322         | V        |

\* - indicates frequency in CFR47 Pt 15 / IC RSS-Restricted Band  
 Pk - Peak detector  
 RMS - RMS detection

**BANDEDGE (HIGH CHANNEL, CH 9)**

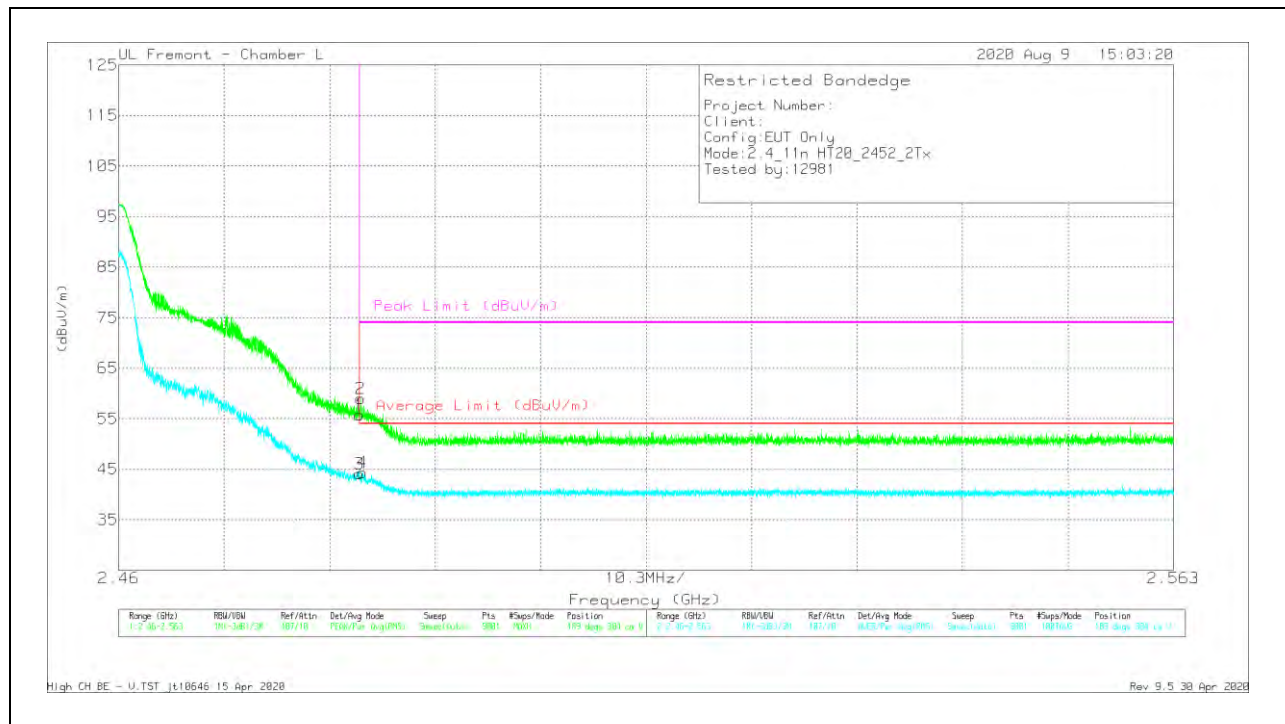
**HORIZONTAL RESULT**



| Marker | Frequency (GHz) | Meter Reading (dBuV) | Det | AF 344 (dB/m) | Amp/CbI/Fitr/Pad (dB) | DC Corr (dB) | Corrected Reading (dBuV/m) | Average Limit (dBuV/m) | Margin (dB) | Peak Limit (dBuV/m) | PK Margin (dB) | Azimuth (Degs) | Height (cm) | Polarity |
|--------|-----------------|----------------------|-----|---------------|-----------------------|--------------|----------------------------|------------------------|-------------|---------------------|----------------|----------------|-------------|----------|
| 1      | * 2.48351       | 54.31                | Pk  | 32.3          | -20.9                 | 0            | 65.71                      | -                      | -           | 74                  | -8.29          | 175            | 119         | H        |
| 2      | * 2.48357       | 55.6                 | Pk  | 32.3          | -20.9                 | 0            | 67                         | -                      | -           | 74                  | -7             | 175            | 119         | H        |
| 3      | * 2.48351       | 39.29                | RMS | 32.3          | -20.9                 | .61          | 51.3                       | 54                     | -2.7        | -                   | -              | 175            | 119         | H        |
| 4      | * 2.48356       | 39.29                | RMS | 32.3          | -20.9                 | .61          | 51.3                       | 54                     | -2.7        | -                   | -              | 175            | 119         | H        |

\* - indicates frequency in CFR47 Pt 15 / IC RSS-Restricted Band  
 Pk - Peak detector  
 RMS - RMS detection

### VERTICAL RESULT



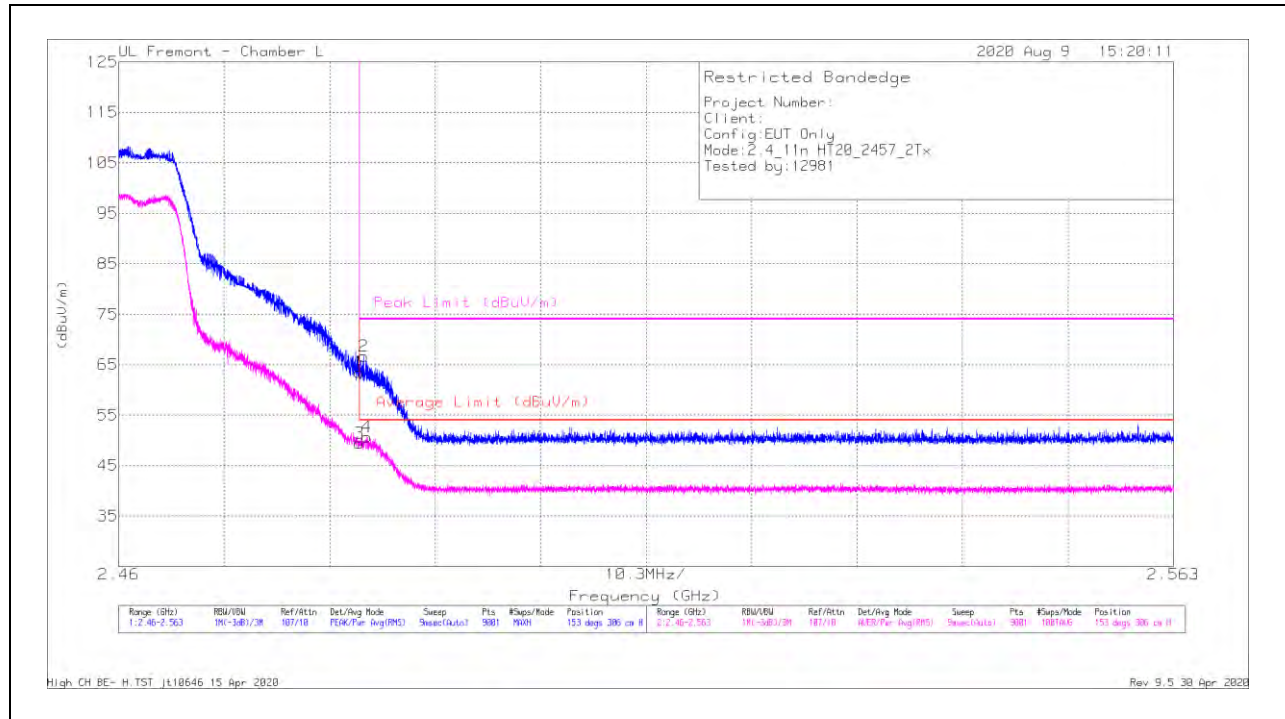
| Marker | Frequency (GHz) | Meter Reading (dBuV) | Det | AF 344 (dB/m) | Amp/Cbl/Filtr/Pad (dB) | DC Corr (dB) | Corrected Reading (dBuV/m) | Average Limit (dBuV/m) | Margin (dB) | Peak Limit (dBuV/m) | PK Margin (dB) | Azimuth (Degs) | Height (cm) | Polarity |
|--------|-----------------|----------------------|-----|---------------|------------------------|--------------|----------------------------|------------------------|-------------|---------------------|----------------|----------------|-------------|----------|
| 1      | * 2.48351       | 44.37                | Pk  | 32.3          | -20.9                  | 0            | 55.77                      | -                      | -           | 74                  | -18.23         | 189            | 304         | V        |
| 2      | * 2.48363       | 47.57                | Pk  | 32.3          | -20.9                  | 0            | 58.97                      | -                      | -           | 74                  | -15.03         | 189            | 304         | V        |
| 3      | * 2.48351       | 32.07                | RMS | 32.3          | -20.9                  | .61          | 44.08                      | 54                     | -9.92       | -                   | -              | 189            | 304         | V        |
| 4      | * 2.48378       | 32.31                | RMS | 32.3          | -20.9                  | .61          | 44.32                      | 54                     | -9.68       | -                   | -              | 189            | 304         | V        |

\* - indicates frequency in CFR47 Pt 15 / IC RSS-Restricted Band  
 Pk - Peak detector  
 RMS - RMS detection



**BANDEDGE (HIGH CHANNEL, CH 10)**

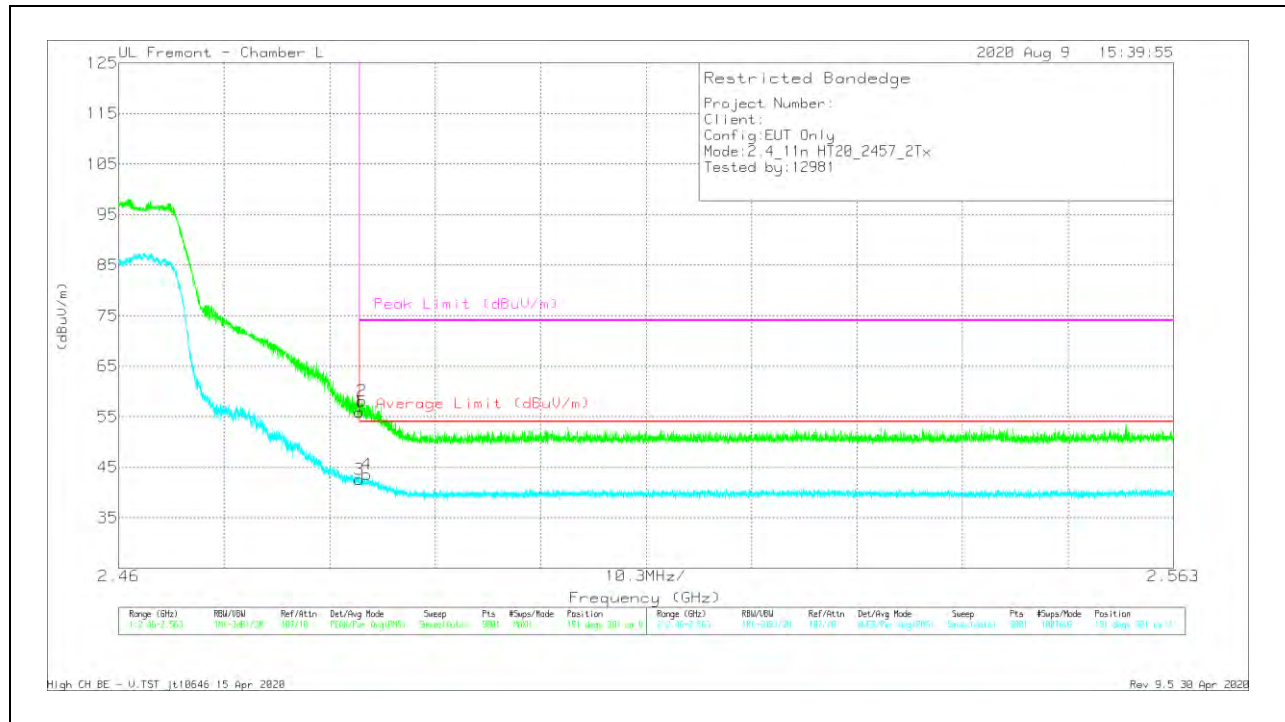
**HORIZONTAL RESULT**



| Marker | Frequency (GHz) | Meter Reading (dBuV) | Det | AF 344 (dB/m) | Amp/CbI/Fitr/Pad (dB) | DC Corr (dB) | Corrected Reading (dBuV/m) | Average Limit (dBuV/m) | Margin (dB) | Peak Limit (dBuV/m) | PK Margin (dB) | Azimuth (Degs) | Height (cm) | Polarity |
|--------|-----------------|----------------------|-----|---------------|-----------------------|--------------|----------------------------|------------------------|-------------|---------------------|----------------|----------------|-------------|----------|
| 1      | * 2.48351       | 52.07                | Pk  | 32.3          | -20.9                 | 0            | 63.47                      | -                      | -           | 74                  | -10.53         | 153            | 306         | H        |
| 2      | * 2.48391       | 55.31                | Pk  | 32.3          | -20.9                 | 0            | 66.71                      | -                      | -           | 74                  | -7.29          | 153            | 306         | H        |
| 3      | * 2.48351       | 37.45                | RMS | 32.3          | -20.9                 | .61          | 49.46                      | 54                     | -4.54       | -                   | -              | 153            | 306         | H        |
| 4      | * 2.48424       | 38.7                 | RMS | 32.3          | -20.9                 | .61          | 50.71                      | 54                     | -3.29       | -                   | -              | 153            | 306         | H        |

\* - indicates frequency in CFR47 Pt 15 / IC RSS-Restricted Band  
 PK - Peak detector  
 RMS - RMS detection

### VERTICAL RESULT

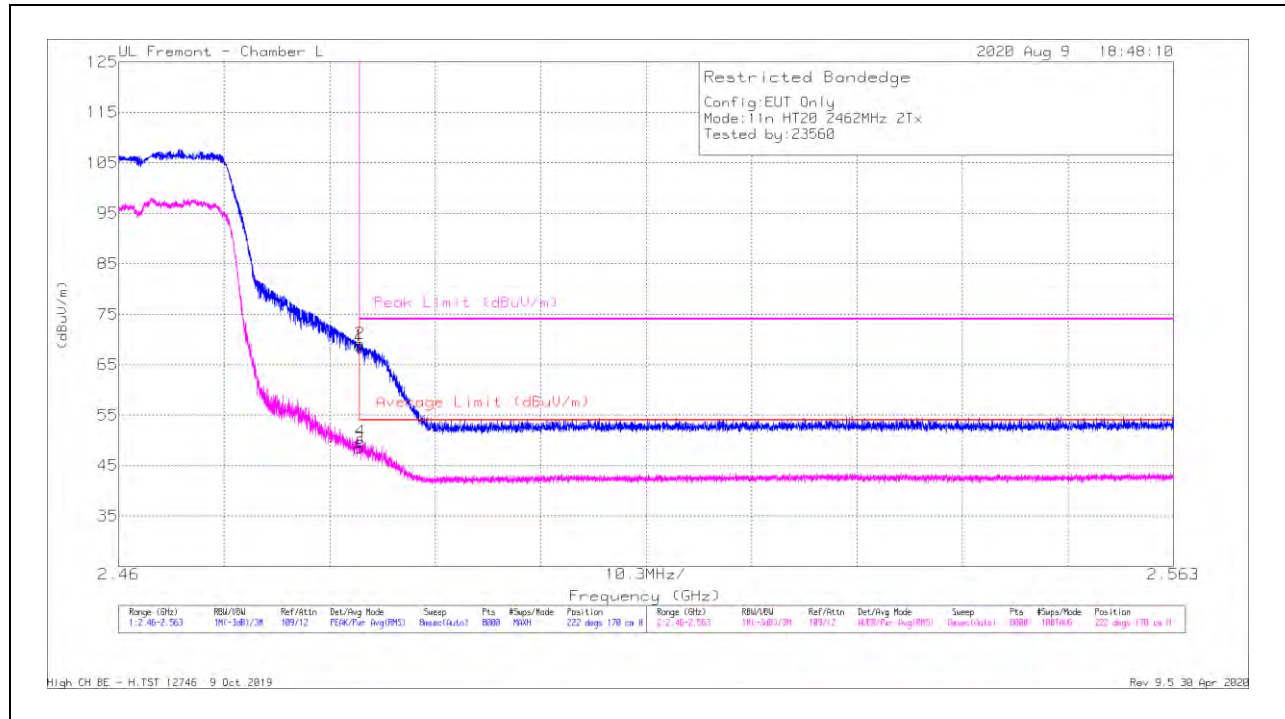


| Marker | Frequency (GHz) | Meter Reading (dBuV) | Det | AF 344 (dB/m) | Amp/Cbl/Filtr/Pad (dB) | DC Corr (dB) | Corrected Reading (dBuV/m) | Average Limit (dBuV/m) | Margin (dB) | Peak Limit (dBuV/m) | PK Margin (dB) | Azimuth (Degs) | Height (cm) | Polarity |
|--------|-----------------|----------------------|-----|---------------|------------------------|--------------|----------------------------|------------------------|-------------|---------------------|----------------|----------------|-------------|----------|
| 1      | * 2.48351       | 44.53                | Pk  | 32.3          | -20.9                  | 0            | 55.93                      | -                      | -           | 74                  | -18.07         | 191            | 301         | V        |
| 2      | * 2.48377       | 46.68                | Pk  | 32.3          | -20.9                  | 0            | 58.08                      | -                      | -           | 74                  | -15.92         | 191            | 301         | V        |
| 3      | * 2.48351       | 30.53                | RMS | 32.3          | -20.9                  | .61          | 42.54                      | 54                     | -11.46      | -                   | -              | 191            | 301         | V        |
| 4      | * 2.48423       | 31.57                | RMS | 32.3          | -20.9                  | .61          | 43.58                      | 54                     | -10.42      | -                   | -              | 191            | 301         | V        |

\* - indicates frequency in CFR47 Pt 15 / IC RSS-Restricted Band  
 Pk - Peak detector  
 RMS - RMS detection

**BANDEDGE (HIGH CHANNEL, CH 11)**

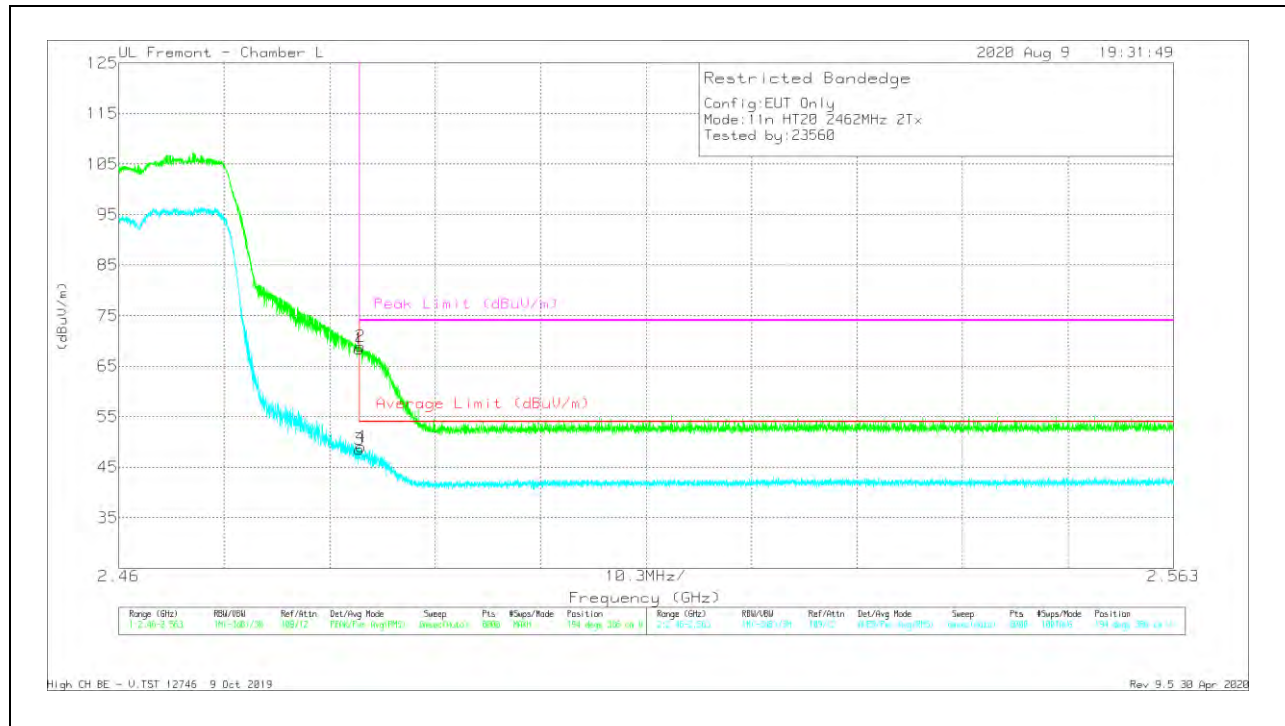
**HORIZONTAL RESULT**



| Marker | Frequency (GHz) | Meter Reading (dBuV) | Det | AF 344 (dB/m) | Amp/CbI/Fitr/Pad (dB) | DC Corr (dB) | Corrected Reading (dBuV/m) | Average Limit (dBuV/m) | Margin (dB) | Peak Limit (dBuV/m) | PK Margin (dB) | Azimuth (Degs) | Height (cm) | Polarity |
|--------|-----------------|----------------------|-----|---------------|-----------------------|--------------|----------------------------|------------------------|-------------|---------------------|----------------|----------------|-------------|----------|
| 1      | * 2.4835        | 49.41                | Pk  | 32.3          | -12.9                 | 0            | 68.81                      | -                      | -           | 74                  | -5.19          | 222            | 170         | H        |
| 2      | * 2.48356       | 49.79                | Pk  | 32.3          | -12.9                 | 0            | 69.19                      | -                      | -           | 74                  | -4.81          | 222            | 170         | H        |
| 3      | * 2.4835        | 28.44                | RMS | 32.3          | -12.9                 | .61          | 48.45                      | 54                     | -5.55       | -                   | -              | 222            | 170         | H        |
| 4      | * 2.4836        | 29.79                | RMS | 32.3          | -12.9                 | .61          | 49.8                       | 54                     | -4.2        | -                   | -              | 222            | 170         | H        |

\* - indicates frequency in CFR47 Pt 15 / IC RSS-Restricted Band  
 PK - Peak detector  
 RMS - RMS detection

### VERTICAL RESULT

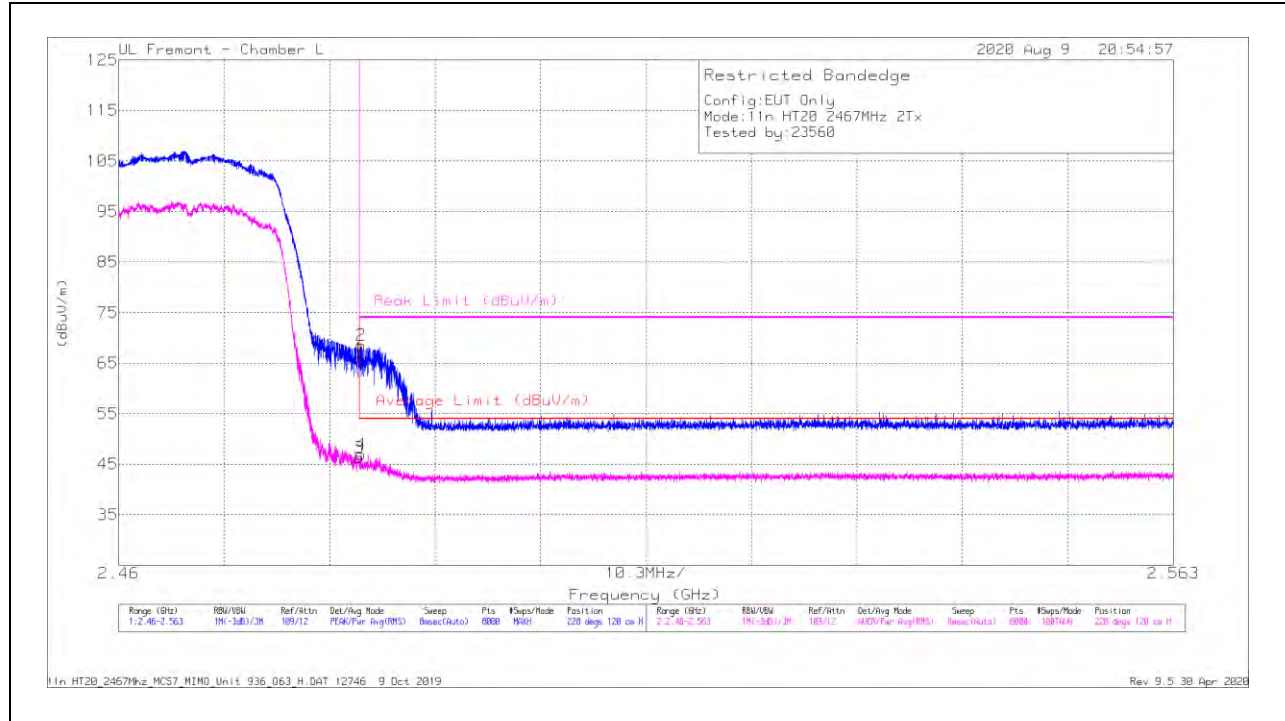


| Marker | Frequency (GHz) | Meter Reading (dBuV) | Det | AF 344 (dB/m) | Amp/Cbl/Filtr/Pad (dB) | DC Corr (dB) | Corrected Reading (dBuV/m) | Average Limit (dBuV/m) | Margin (dB) | Peak Limit (dBuV/m) | PK Margin (dB) | Azimuth (Degs) | Height (cm) | Polarity |
|--------|-----------------|----------------------|-----|---------------|------------------------|--------------|----------------------------|------------------------|-------------|---------------------|----------------|----------------|-------------|----------|
| 1      | * 2.4835        | 49.05                | Pk  | 32.3          | -12.9                  | 0            | 68.45                      | -                      | -           | 74                  | -5.55          | 194            | 386         | V        |
| 2      | * 2.48362       | 49.51                | Pk  | 32.3          | -12.9                  | 0            | 68.91                      | -                      | -           | 74                  | -5.09          | 194            | 386         | V        |
| 3      | * 2.4835        | 28.55                | RMS | 32.3          | -12.9                  | .61          | 48.56                      | 54                     | -5.44       | -                   | -              | 194            | 386         | V        |
| 4      | * 2.48368       | 29.06                | RMS | 32.3          | -12.9                  | .61          | 49.07                      | 54                     | -4.93       | -                   | -              | 194            | 386         | V        |

\* - indicates frequency in CFR47 Pt 15 / IC RSS-Restricted Band  
 Pk - Peak detector  
 RMS - RMS detection

**BANDEDGE (HIGH CHANNEL, CH 12)**

**HORIZONTAL RESULT**

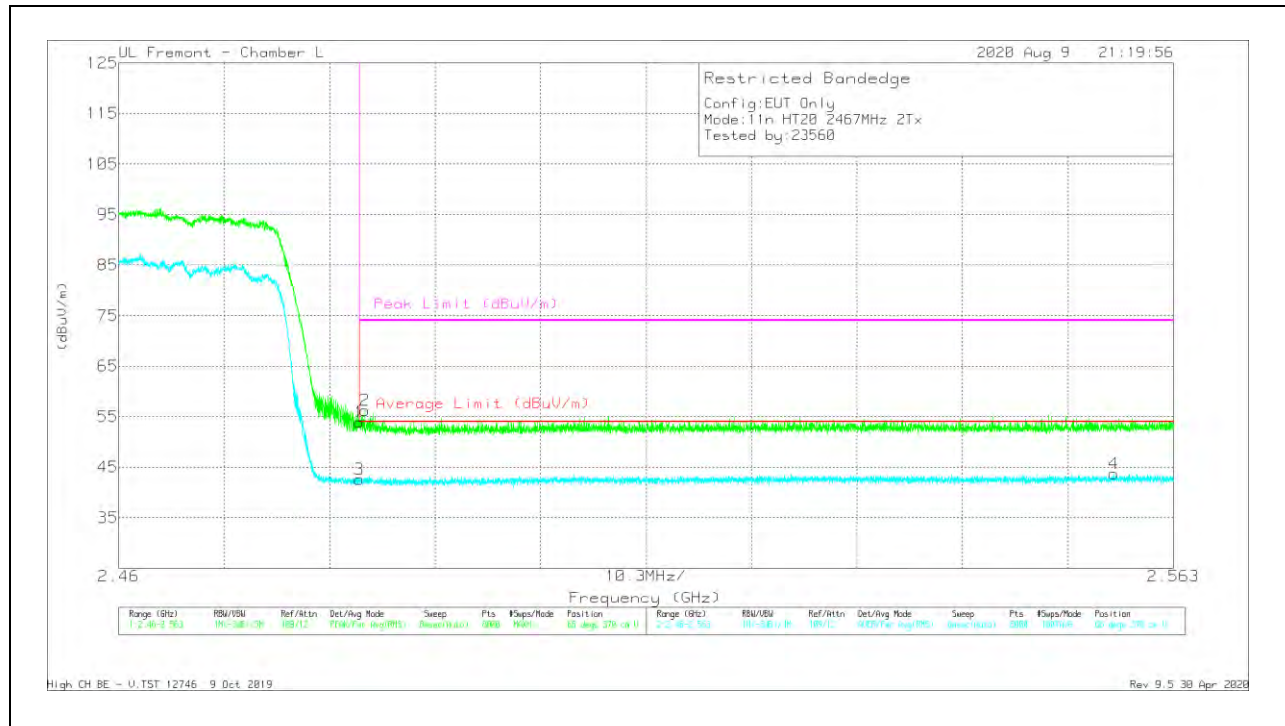


| Marker | Frequency (GHz) | Meter Reading (dBuV) | Det | AF 344 (dB/m) | Amp/Cbl/Filtr/Pad (dB) | DC Corr (dB) | Corrected Reading (dBuV/m) | Average Limit (dBuV/m) | Margin (dB) | Peak Limit (dBuV/m) | PK Margin (dB) | Azimuth (Degs) | Height (cm) | Polarity |
|--------|-----------------|----------------------|-----|---------------|------------------------|--------------|----------------------------|------------------------|-------------|---------------------|----------------|----------------|-------------|----------|
| 1      | * 2.4835        | 46.48                | Pk  | 32.3          | -12.9                  | 0            | 65.88                      | -                      | -           | 74                  | -8.12          | 228            | 120         | H        |
| 2      | * 2.48368       | 49.09                | Pk  | 32.3          | -12.9                  | 0            | 68.49                      | -                      | -           | 74                  | -5.51          | 228            | 120         | H        |
| 3      | * 2.4835        | 26.27                | RMS | 32.3          | -12.9                  | .61          | 46.28                      | 54                     | -7.72       | -                   | -              | 228            | 120         | H        |
| 4      | * 2.48369       | 26.94                | RMS | 32.3          | -12.9                  | .61          | 46.95                      | 54                     | -7.05       | -                   | -              | 228            | 120         | H        |

\* - indicates frequency in CFR47 Pt 15 / IC RSS-Restricted Band  
 PK - Peak detector  
 RMS - RMS detection



### VERTICAL RESULT

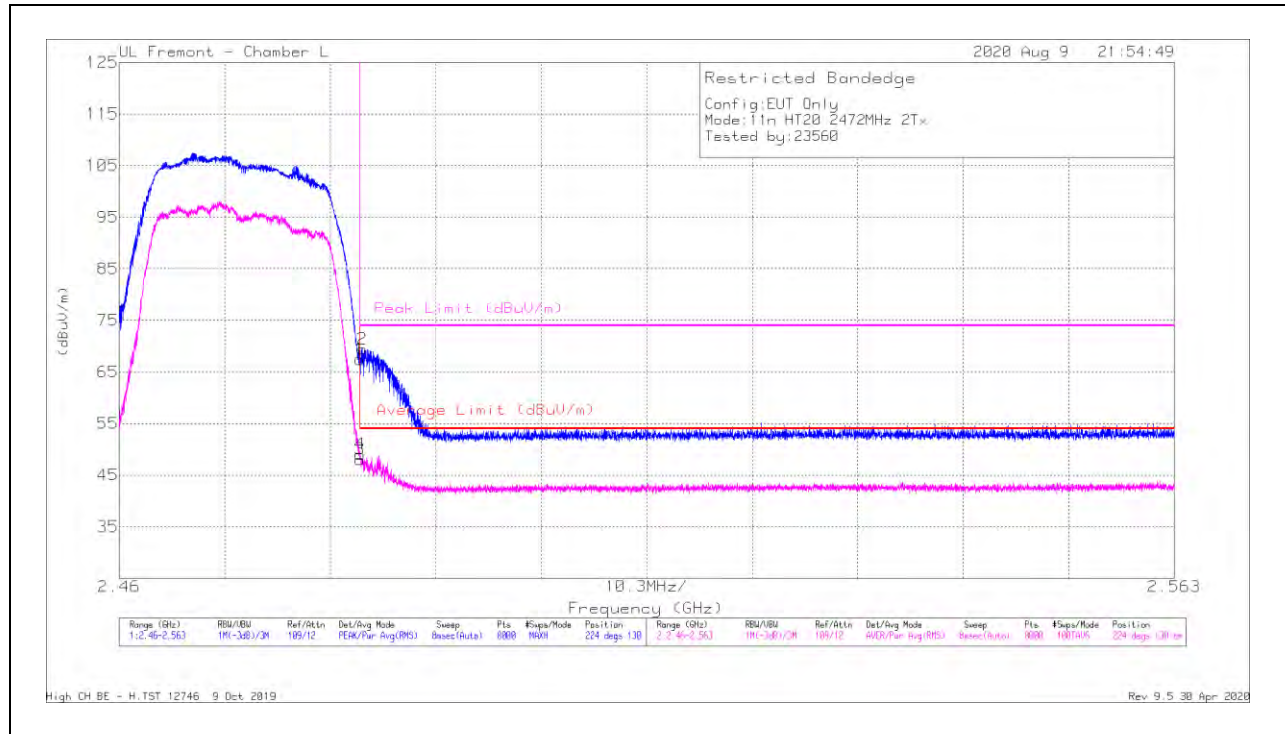


| Marker | Frequency (GHz) | Meter Reading (dBuV) | Det | AF 344 (dB/m) | Amp/Cbl/Filtr/Pad (dB) | DC Corr (dB) | Corrected Reading (dBuV/m) | Average Limit (dBuV/m) | Margin (dB) | Peak Limit (dBuV/m) | PK Margin (dB) | Azimuth (Degs) | Height (cm) | Polarity |
|--------|-----------------|----------------------|-----|---------------|------------------------|--------------|----------------------------|------------------------|-------------|---------------------|----------------|----------------|-------------|----------|
| 1      | * 2.4835        | 34.54                | Pk  | 32.3          | -12.9                  | 0            | 53.94                      | -                      | -           | 74                  | -20.06         | 66             | 370         | V        |
| 2      | * 2.48404       | 36.89                | Pk  | 32.3          | -12.9                  | 0            | 56.29                      | -                      | -           | 74                  | -17.71         | 66             | 370         | V        |
| 3      | * 2.4835        | 22.57                | RMS | 32.3          | -12.9                  | .61          | 42.58                      | 54                     | -11.42      | -                   | -              | 66             | 370         | V        |
| 4      | 2.55717         | 23.41                | RMS | 32.3          | -12.6                  | .61          | 43.72                      | 54                     | -10.28      | -                   | -              | 66             | 370         | V        |

\* - indicates frequency in CFR47 Pt 15 / IC RSS-Restricted Band  
 Pk - Peak detector  
 RMS - RMS detection

**BANDEDGE (HIGH CHANNEL, CH 13)**

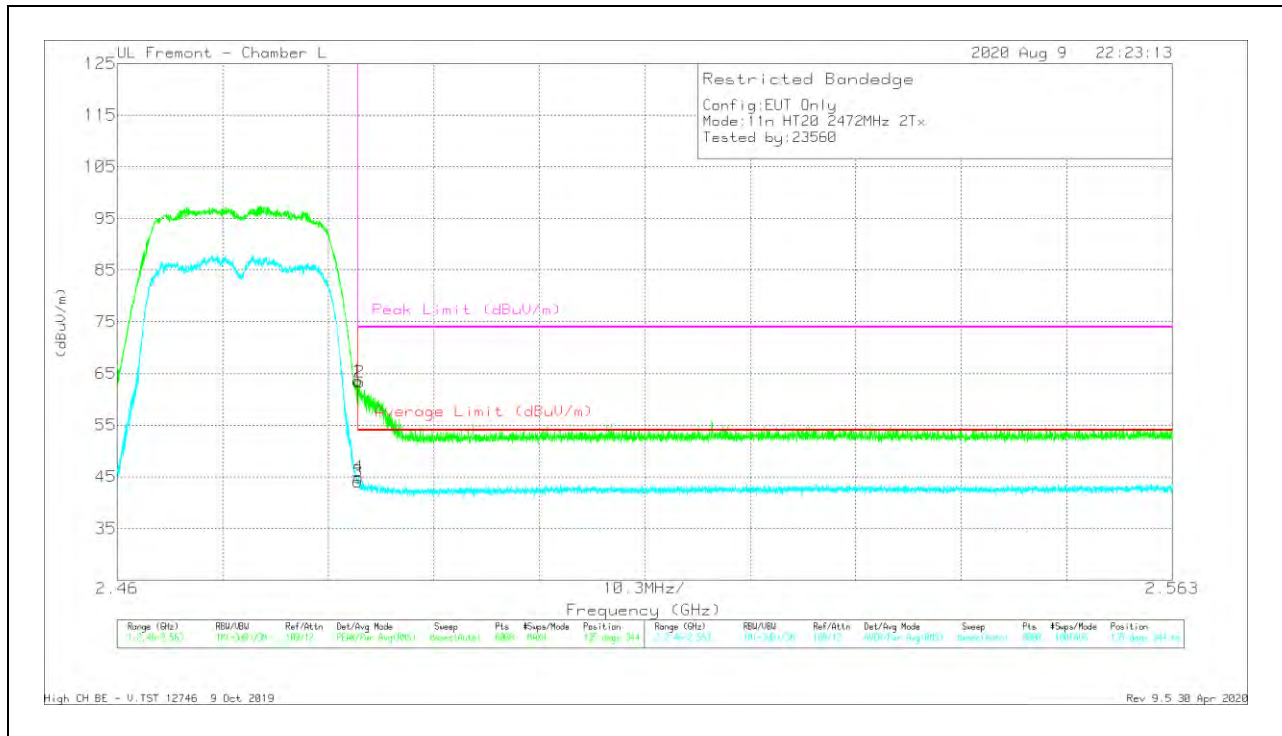
**HORIZONTAL RESULT**



| Marker | Frequency (GHz) | Meter Reading (dBuV) | Det | AF 344 (dB/m) | Amp/Cbl/Filtr/Pad (dB) | DC Corr (dB) | Corrected Reading (dBuV/m) | Average Limit (dBuV/m) | Margin (dB) | Peak Limit (dBuV/m) | PK Margin (dB) | Azimuth (Degs) | Height (cm) | Polarity |
|--------|-----------------|----------------------|-----|---------------|------------------------|--------------|----------------------------|------------------------|-------------|---------------------|----------------|----------------|-------------|----------|
| 1      | * 2.4835        | 48.06                | Pk  | 32.3          | -12.9                  | 0            | 67.46                      | -                      | -           | 74                  | -6.54          | 224            | 130         | H        |
| 2      | * 2.48373       | 50.03                | Pk  | 32.3          | -12.9                  | 0            | 69.43                      | -                      | -           | 74                  | -4.57          | 224            | 130         | H        |
| 3      | * 2.4835        | 28.05                | RMS | 32.3          | -12.9                  | .61          | 48.06                      | 54                     | -5.94       | -                   | -              | 224            | 130         | H        |
| 4      | * 2.48351       | 29.02                | RMS | 32.3          | -12.9                  | .61          | 49.03                      | 54                     | -4.97       | -                   | -              | 224            | 130         | H        |

\* - indicates frequency in CFR47 Pt 15 / IC RSS-Restricted Band  
 Pk - Peak detector  
 RMS - RMS detection

### VERTICAL RESULT

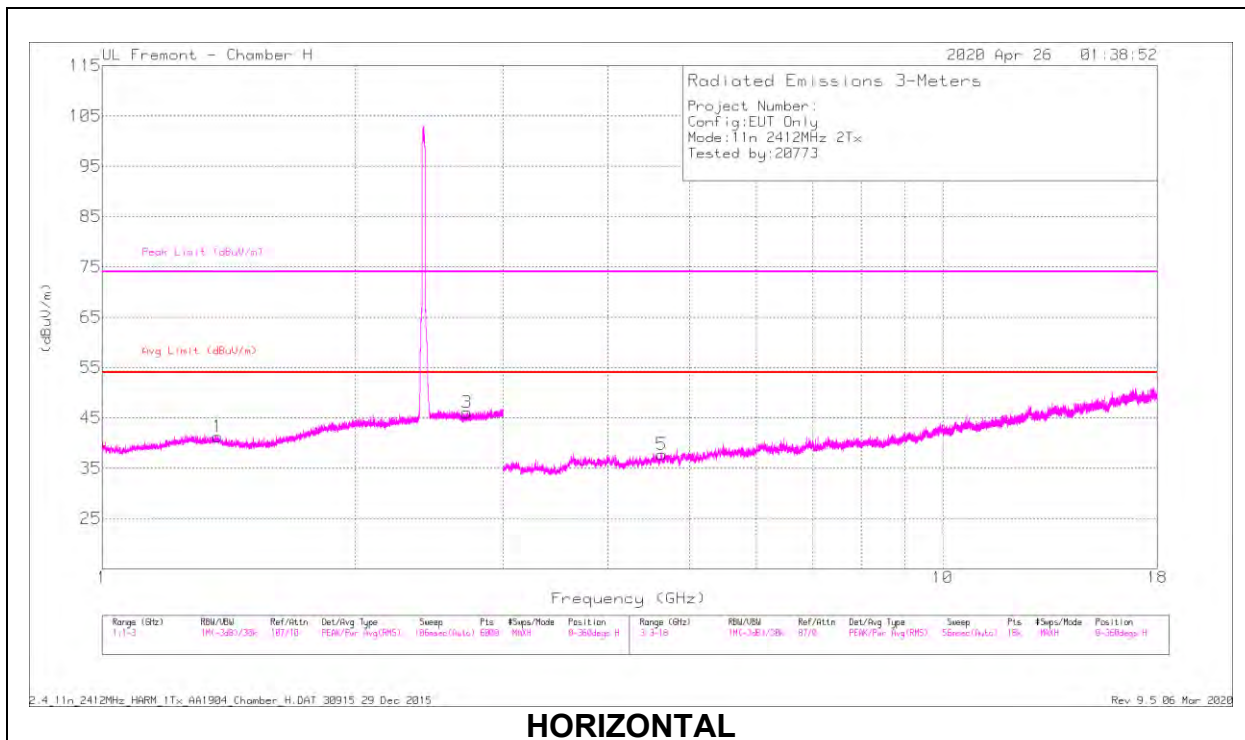


| Marker | Frequency (GHz) | Meter Reading (dBuV) | Det | AF 344 (dB/m) | Amp/Cbl/Filtr/Pad (dB) | DC Corr (dB) | Corrected Reading (dBuV/m) | Average Limit (dBuV/m) | Margin (dB) | Peak Limit (dBuV/m) | PK Margin (dB) | Azimuth (Degs) | Height (cm) | Polarity |
|--------|-----------------|----------------------|-----|---------------|------------------------|--------------|----------------------------|------------------------|-------------|---------------------|----------------|----------------|-------------|----------|
| 1      | * 2.4835        | 44.17                | PK  | 32.3          | -12.9                  | 0            | 63.57                      | -                      | -           | 74                  | -10.43         | 135            | 344         | V        |
| 2      | * 2.48364       | 43.93                | PK  | 32.3          | -12.9                  | 0            | 63.33                      | -                      | -           | 74                  | -10.67         | 135            | 344         | V        |
| 3      | * 2.4835        | 24.06                | RMS | 32.3          | -12.9                  | .61          | 44.07                      | 54                     | -9.93       | -                   | -              | 135            | 344         | V        |
| 4      | * 2.48355       | 24.91                | RMS | 32.3          | -12.9                  | .61          | 44.92                      | 54                     | -9.08       | -                   | -              | 135            | 344         | V        |

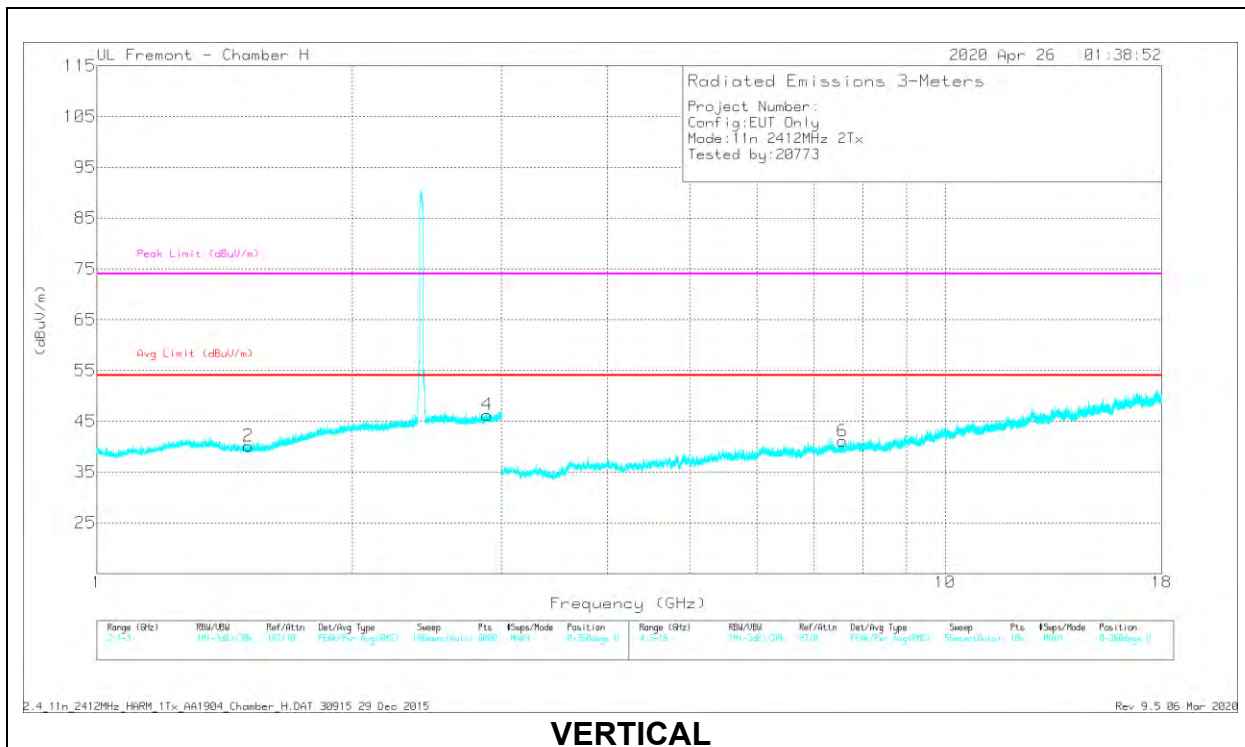
\* - indicates frequency in CFR47 Pt 15 / IC RSS-Restricted Band  
 PK - Peak detector  
 RMS - RMS detection

### HARMONICS AND SPURIOUS EMISSIONS

#### LOW CHANNEL, CH 1 RESULTS



**HORIZONTAL**



**VERTICAL**

**RADIATED EMISSIONS**

| Marker | Frequency (GHz) | Meter Reading (dBuV) | Det  | AF T863 (dB/m) | Amp/Cbl/Fitr/Pad (dB) | Corrected Reading (dBuV/m) | Avg Limit (dBuV/m) | Margin (dB) | Peak Limit (dBuV/m) | PK Margin (dB) | Azimuth (Degs) | Height (cm) | Polarity |
|--------|-----------------|----------------------|------|----------------|-----------------------|----------------------------|--------------------|-------------|---------------------|----------------|----------------|-------------|----------|
| 1      | * 1.37234       | 45.29                | PK2  | 28.8           | -25.4                 | 48.69                      | -                  | -           | 74                  | -25.31         | 61             | 110         | H        |
|        | * 1.37371       | 33.43                | MAv1 | 28.8           | -25.4                 | 36.83                      | 54                 | -17.17      | -                   | -              | 61             | 110         | H        |
| 3      | * 2.71725       | 43.98                | PK2  | 32.1           | -23.5                 | 52.58                      | -                  | -           | 74                  | -21.42         | 312            | 167         | H        |
|        | * 2.71387       | 32.6                 | MAv1 | 32.1           | -23.5                 | 41.2                       | 54                 | -12.8       | -                   | -              | 312            | 167         | H        |
| 2      | * 1.51014       | 45.08                | PK2  | 27.8           | -25.1                 | 47.78                      | -                  | -           | 74                  | -26.22         | 213            | 200         | V        |
|        | * 1.5103        | 33.22                | MAv1 | 27.8           | -25.1                 | 35.92                      | 54                 | -18.08      | -                   | -              | 213            | 200         | V        |
| 4      | * 2.8867        | 44.23                | PK2  | 32.5           | -23.4                 | 53.33                      | -                  | -           | 74                  | -20.67         | 255            | 132         | V        |
|        | * 2.88633       | 32.63                | MAv1 | 32.5           | -23.4                 | 41.73                      | 54                 | -12.27      | -                   | -              | 255            | 132         | V        |
| 5      | * 4.6311        | 41.66                | PK2  | 34.2           | -31.1                 | 44.76                      | -                  | -           | 74                  | -29.24         | 102            | 219         | H        |
|        | * 4.62987       | 30.75                | MAv1 | 34.2           | -31.1                 | 33.85                      | 54                 | -20.15      | -                   | -              | 102            | 219         | H        |
| 6      | * 7.57253       | 40.04                | PK2  | 36.1           | -28.2                 | 47.94                      | -                  | -           | 74                  | -26.06         | 133            | 373         | V        |
|        | * 7.57315       | 28.18                | MAv1 | 36.1           | -28.2                 | 36.08                      | 54                 | -17.92      | -                   | -              | 133            | 373         | V        |

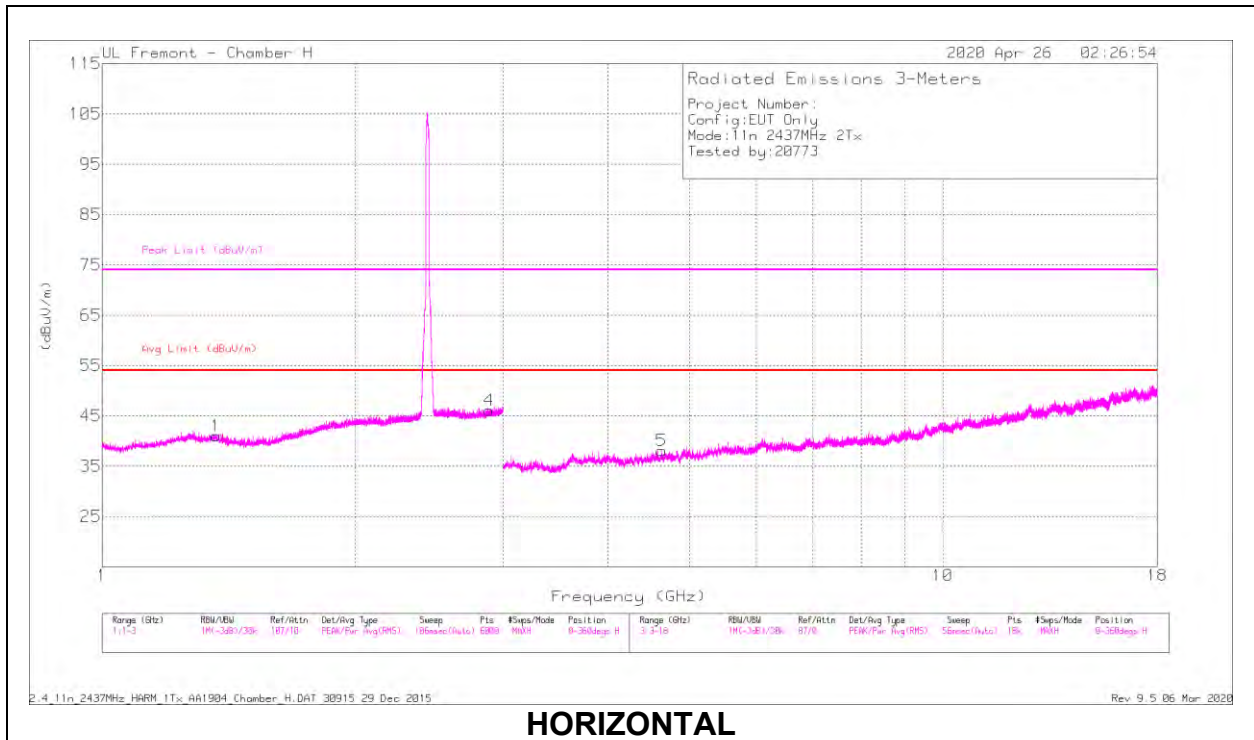
\* - indicates frequency in CFR47 Pt 15 / IC RSS-Restricted Band

PK2 - KDB558074 Method: Maximum Peak

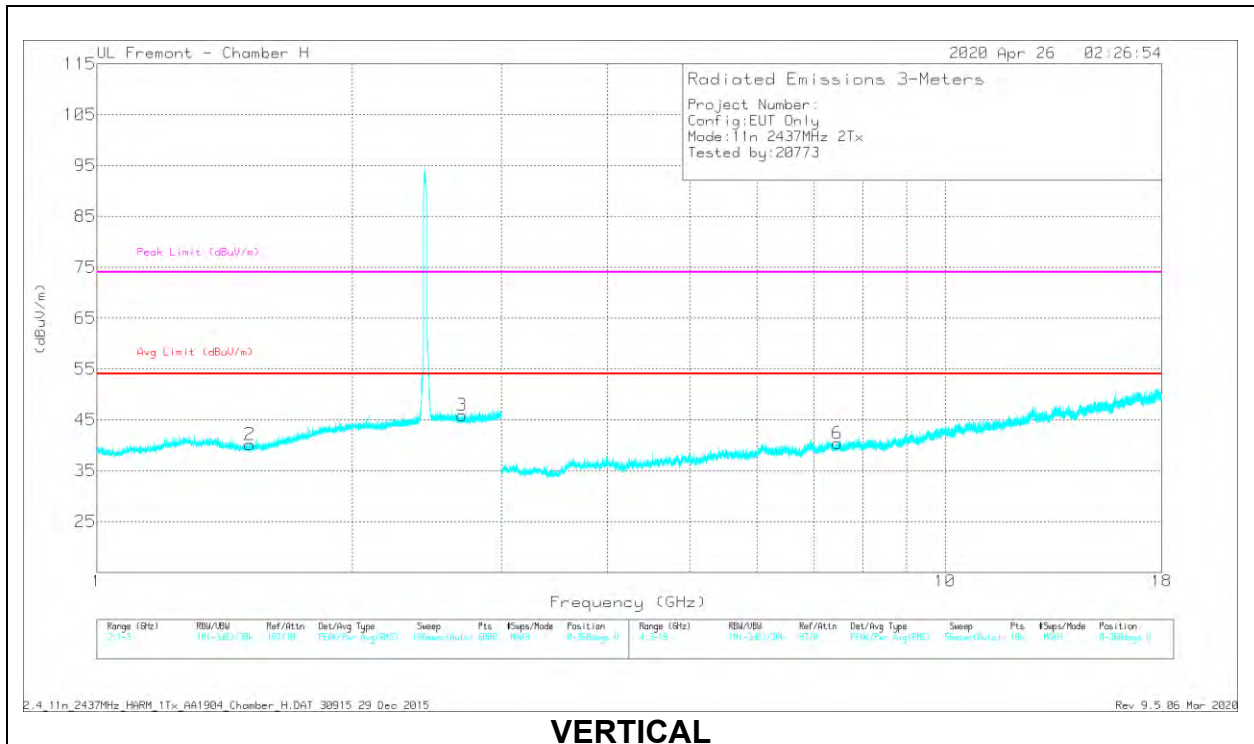
MAv1 - KDB558074 Option 1 Maximum RMS Average



### MID CHANNEL, CH 6 RESULTS



**HORIZONTAL**



**VERTICAL**

**RADIATED EMISSIONS**

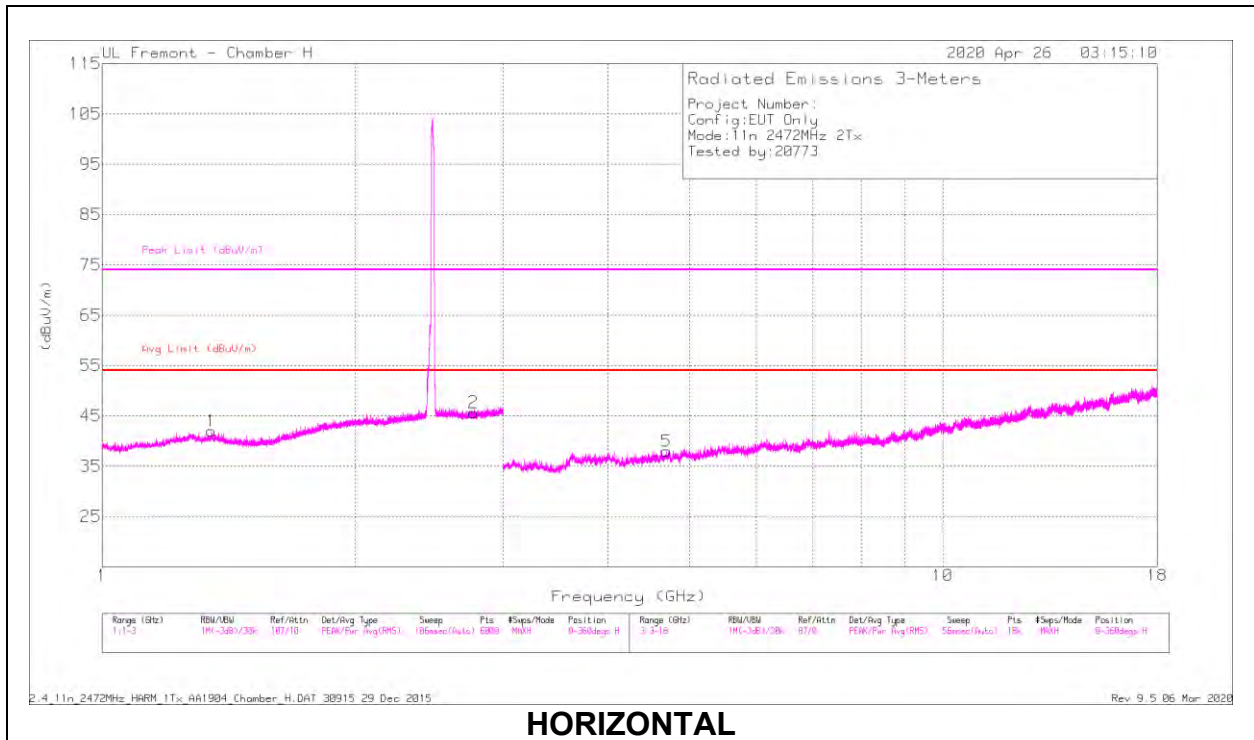
| Marker | Frequency (GHz) | Meter Reading (dBuV) | Det  | AF T863 (dB/m) | Amp/Cbl/Fitr/Pad (dB) | Corrected Reading (dBuV/m) | Avg Limit (dBuV/m) | Margin (dB) | Peak Limit (dBuV/m) | PK Margin (dB) | Azimuth (Degs) | Height (cm) | Polarity |
|--------|-----------------|----------------------|------|----------------|-----------------------|----------------------------|--------------------|-------------|---------------------|----------------|----------------|-------------|----------|
| 1      | * 1.36424       | 45.14                | PK2  | 29.1           | -25.5                 | 48.74                      | -                  | -           | 74                  | -25.26         | 272            | 182         | H        |
|        | * 1.36725       | 33.42                | MAv1 | 29             | -25.5                 | 36.92                      | 54                 | -17.08      | -                   | -              | 272            | 182         | H        |
| 4      | * 2.88518       | 43.71                | PK2  | 32.5           | -23.4                 | 52.81                      | -                  | -           | 74                  | -21.19         | 309            | 200         | H        |
|        | * 2.88474       | 32.56                | MAv1 | 32.5           | -23.4                 | 41.66                      | 54                 | -12.34      | -                   | -              | 309            | 200         | H        |
| 2      | * 1.51649       | 44.93                | PK2  | 27.8           | -25.1                 | 47.63                      | -                  | -           | 74                  | -26.37         | 114            | 251         | V        |
|        | * 1.51277       | 33.13                | MAv1 | 27.8           | -25.1                 | 35.83                      | 54                 | -18.17      | -                   | -              | 114            | 251         | V        |
| 3      | * 2.69485       | 44.58                | PK2  | 32             | -23.5                 | 53.08                      | -                  | -           | 74                  | -20.92         | 180            | 310         | V        |
|        | * 2.69524       | 32.69                | MAv1 | 32             | -23.5                 | 41.19                      | 54                 | -12.81      | -                   | -              | 180            | 310         | V        |
| 5      | * 4.62811       | 42.54                | PK2  | 34.2           | -31.1                 | 45.64                      | -                  | -           | 74                  | -28.36         | 6              | 362         | H        |
|        | * 4.62994       | 30.81                | MAv1 | 34.2           | -31.1                 | 33.91                      | 54                 | -20.09      | -                   | -              | 6              | 362         | H        |
| 6      | * 7.46188       | 39.25                | PK2  | 36.1           | -28                   | 47.35                      | -                  | -           | 74                  | -26.65         | 162            | 111         | V        |
|        | * 7.46472       | 28.26                | MAv1 | 36.1           | -28.1                 | 36.26                      | 54                 | -17.74      | -                   | -              | 162            | 111         | V        |

\* - indicates frequency in CFR47 Pt 15 / IC RSS-Restricted Band

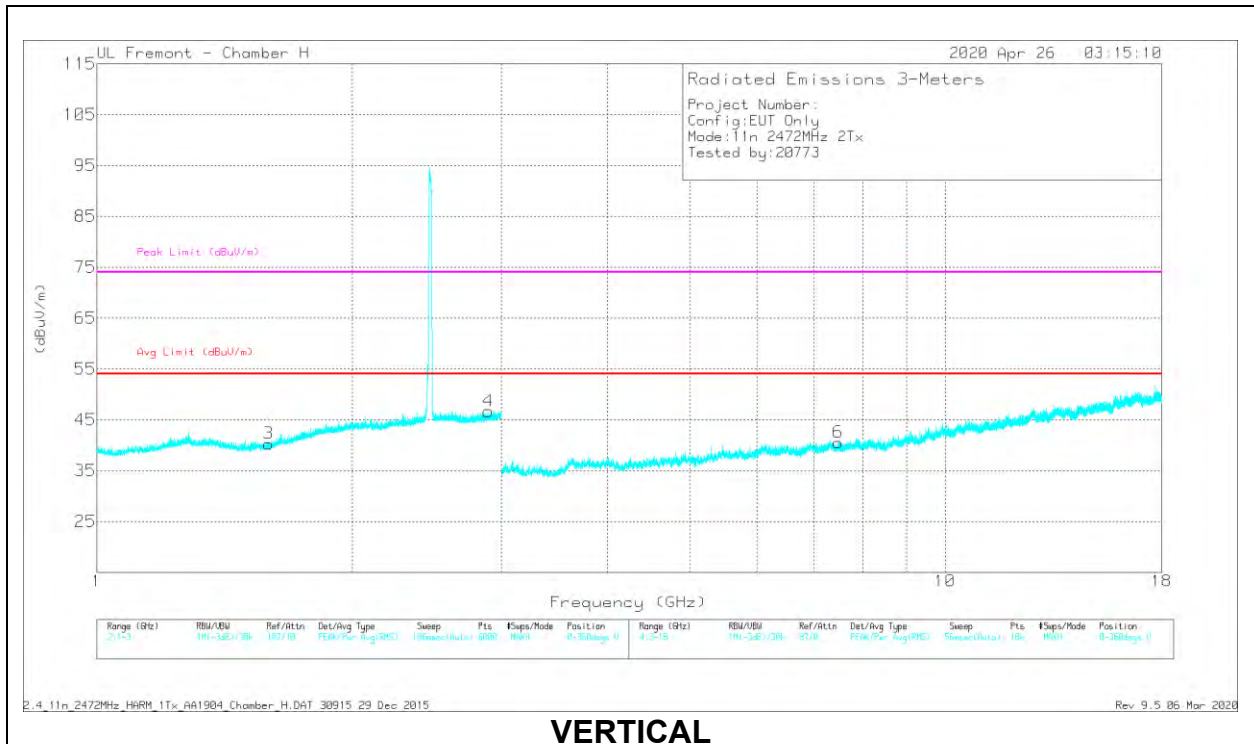
PK2 - KDB558074 Method: Maximum Peak

MAv1 - KDB558074 Option 1 Maximum RMS Average

### HIGH CHANNEL, CH 13 RESULTS



**HORIZONTAL**



**VERTICAL**

**RADIATED EMISSIONS**

| Marker | Frequency (GHz) | Meter Reading (dBuV) | Det  | AF T863 (dB/m) | Amp/Cbl/Fitr/Pad (dB) | Corrected Reading (dBuV/m) | Avg Limit (dBuV/m) | Margin (dB) | Peak Limit (dBuV/m) | PK Margin (dB) | Azimuth (Degs) | Height (cm) | Polarity |
|--------|-----------------|----------------------|------|----------------|-----------------------|----------------------------|--------------------|-------------|---------------------|----------------|----------------|-------------|----------|
| 1      | * 1.3507        | 44.99                | PK2  | 29             | -25.4                 | 48.59                      | -                  | -           | 74                  | -25.41         | 318            | 151         | H        |
|        | * 1.34943       | 33.42                | MAv1 | 29             | -25.4                 | 37.02                      | 54                 | -16.98      | -                   | -              | 318            | 151         | H        |
| 2      | * 2.76454       | 44.49                | PK2  | 32.2           | -23.5                 | 53.19                      | -                  | -           | 74                  | -20.81         | 23             | 218         | H        |
|        | * 2.76317       | 32.66                | MAv1 | 32.2           | -23.5                 | 41.36                      | 54                 | -12.64      | -                   | -              | 23             | 218         | H        |
| 3      | * 1.59255       | 44.82                | PK2  | 28             | -24.9                 | 47.92                      | -                  | -           | 74                  | -26.08         | 132            | 356         | V        |
|        | * 1.59252       | 33.04                | MAv1 | 28             | -24.9                 | 36.14                      | 54                 | -17.86      | -                   | -              | 132            | 356         | V        |
| 4      | * 2.89587       | 44.06                | PK2  | 32.6           | -23.3                 | 53.36                      | -                  | -           | 74                  | -20.64         | 161            | 200         | V        |
|        | * 2.89386       | 32.56                | MAv1 | 32.6           | -23.3                 | 41.86                      | 54                 | -12.14      | -                   | -              | 161            | 200         | V        |
| 5      | * 4.69522       | 41.65                | PK2  | 34.3           | -31                   | 44.95                      | -                  | -           | 74                  | -29.05         | 222            | 118         | H        |
|        | * 4.69242       | 30.52                | MAv1 | 34.3           | -31                   | 33.82                      | 54                 | -20.18      | -                   | -              | 222            | 118         | H        |
| 6      | * 7.48177       | 39.63                | PK2  | 36.2           | -28.1                 | 47.73                      | -                  | -           | 74                  | -26.27         | 105            | 179         | V        |
|        | * 7.48033       | 28.43                | MAv1 | 36.2           | -28.1                 | 36.53                      | 54                 | -17.47      | -                   | -              | 105            | 179         | V        |

\* - indicates frequency in CFR47 Pt 15 / IC RSS-Restricted Band

PK2 - KDB558074 Method: Maximum Peak

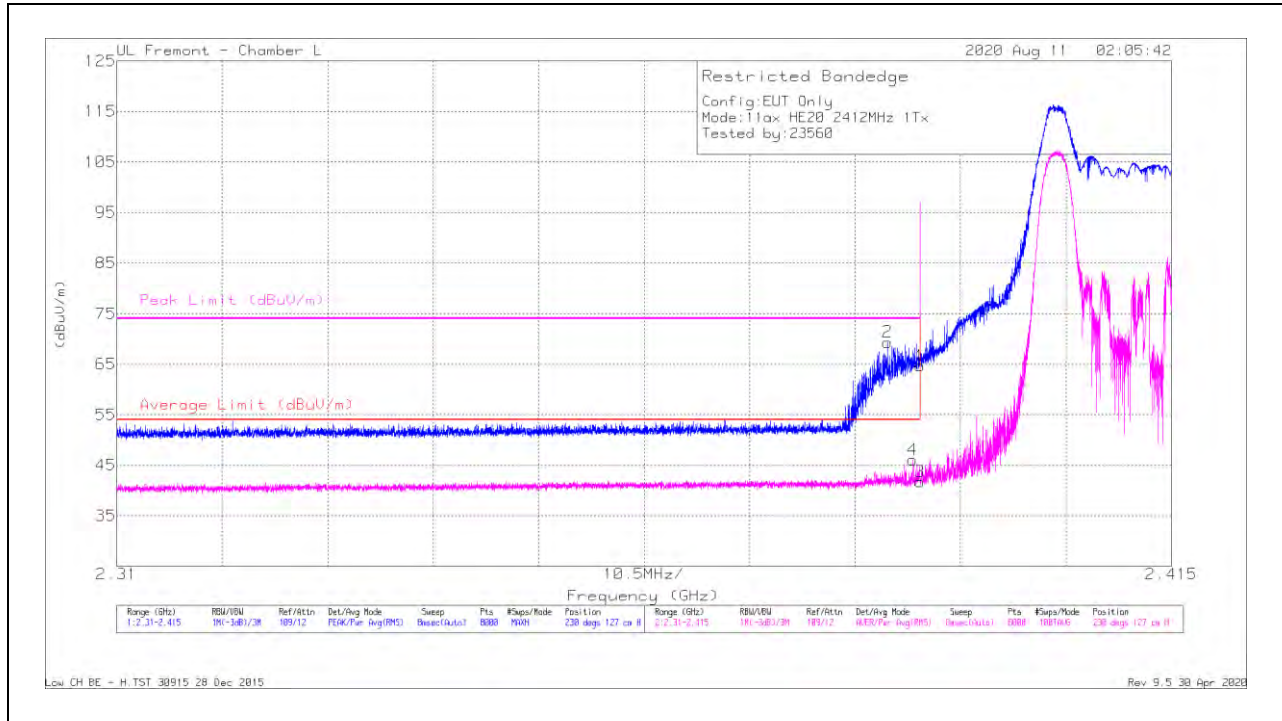
MAv1 - KDB558074 Option 1 Maximum RMS Average

**10.1.3. TX ABOVE 1 GHz 802.11ax HE20 MODE IN THE 2.4 GHz BAND**

**ANT 4: 26-Tone, RU Index 0**

**BANDEDGE ( LOW CHANNEL, CH 1)**

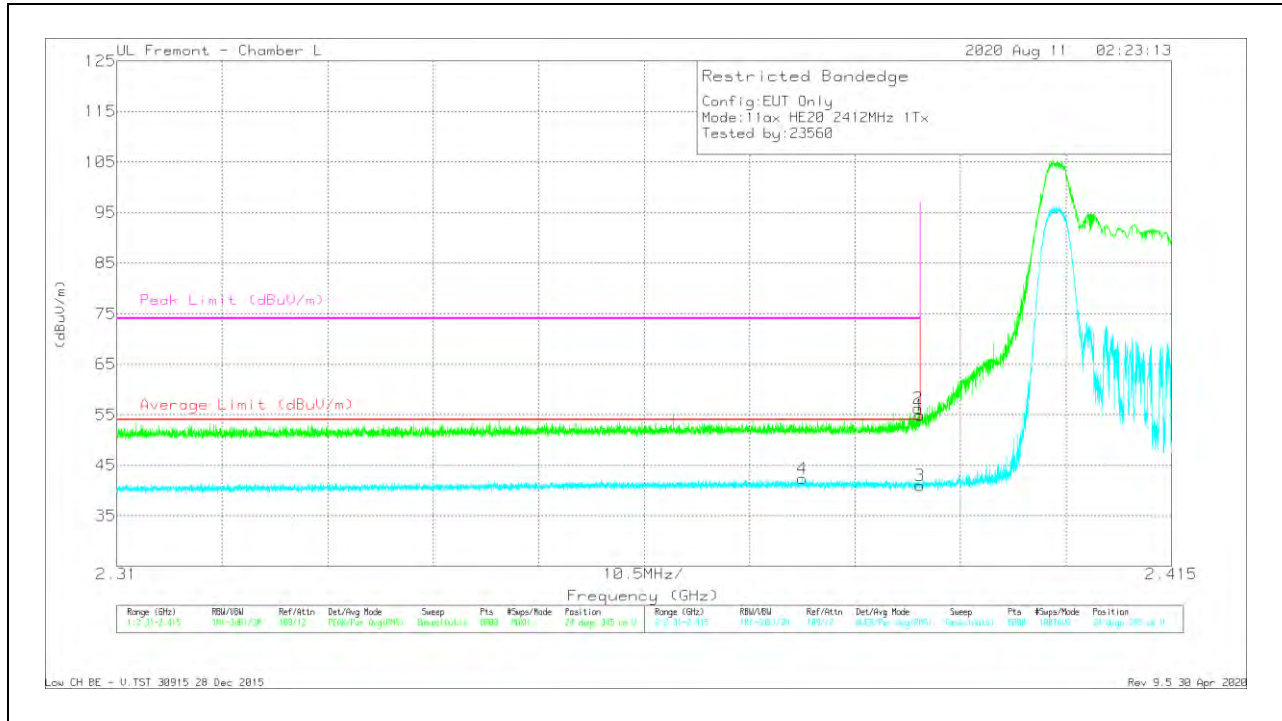
**HORIZONTAL RESULT**



| Marker | Frequency (GHz) | Meter Reading (dBuV) | Det | AF 344 (dB/m) | Amp/Cb/Fitr/Pa d (dB) | Corrected Reading (dBuV/m) | Average Limit (dBuV/m) | Margin (dB) | Peak Limit (dBuV/m) | PK Margin (dB) | Azimuth (Degs) | Height (cm) | Polarity |
|--------|-----------------|----------------------|-----|---------------|-----------------------|----------------------------|------------------------|-------------|---------------------|----------------|----------------|-------------|----------|
| 1      | * 2.39          | 45.88                | Pk  | 31.9          | -13.1                 | 64.88                      | -                      | -           | 74                  | -9.32          | 230            | 127         | H        |
| 2      | * 2.38673       | 50.65                | Pk  | 31.8          | -13.1                 | 69.35                      | -                      | -           | 74                  | -4.65          | 230            | 127         | H        |
| 3      | * 2.39          | 22.91                | RMS | 31.9          | -13.1                 | 41.71                      | 54                     | -12.29      | -                   | -              | 230            | 127         | H        |
| 4      | * 2.38923       | 27.25                | RMS | 31.9          | -13.1                 | 46.05                      | 54                     | -7.95       | -                   | -              | 230            | 127         | H        |



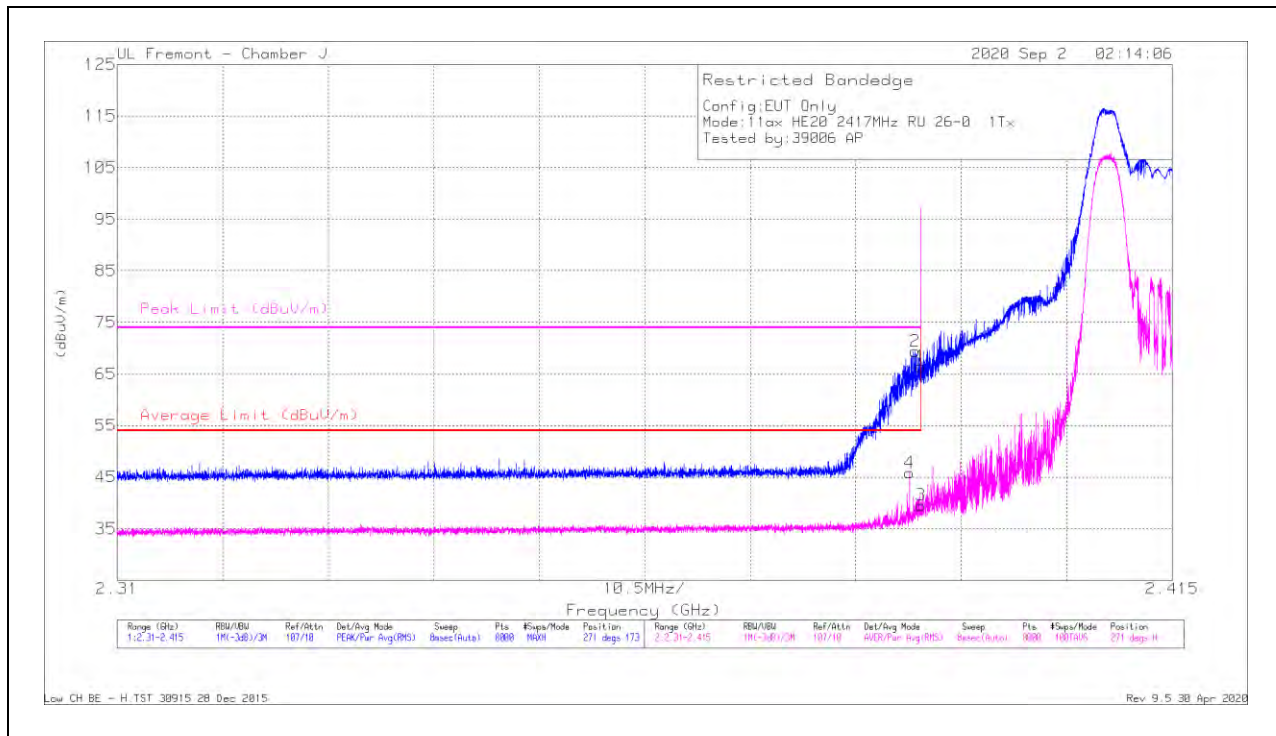
### VERTICAL RESULT



| Marker | Frequency (GHz) | Meter Reading (dBuV) | Det | AF 344 (dB/m) | Amp/Cb/Filt/Pa d (dB) | Corrected Reading (dBuV/m) | Average Limit (dBuV/m) | Margin (dB) | Peak Limit (dBuV/m) | PK Margin (dB) | Azimuth (Degs) | Height (cm) | Polarity |
|--------|-----------------|----------------------|-----|---------------|-----------------------|----------------------------|------------------------|-------------|---------------------|----------------|----------------|-------------|----------|
| 1      | * 2.39          | 36.14                | Pk  | 31.9          | -13.1                 | 54.94                      | -                      | -           | 74                  | -19.06         | 24             | 345         | V        |
| 2      | * 2.3898        | 37.5                 | Pk  | 31.9          | -13.1                 | 56.3                       | -                      | -           | 74                  | -17.7          | 24             | 345         | V        |
| 3      | * 2.39          | 22.22                | RMS | 31.9          | -13.1                 | 41.02                      | 54                     | -12.98      | -                   | -              | 24             | 345         | V        |
| 4      | * 2.37826       | 23.53                | RMS | 31.8          | -13                   | 42.33                      | 54                     | -11.67      | -                   | -              | 24             | 345         | V        |

**BANDEDGE (LOW CHANNEL, CH 2)**

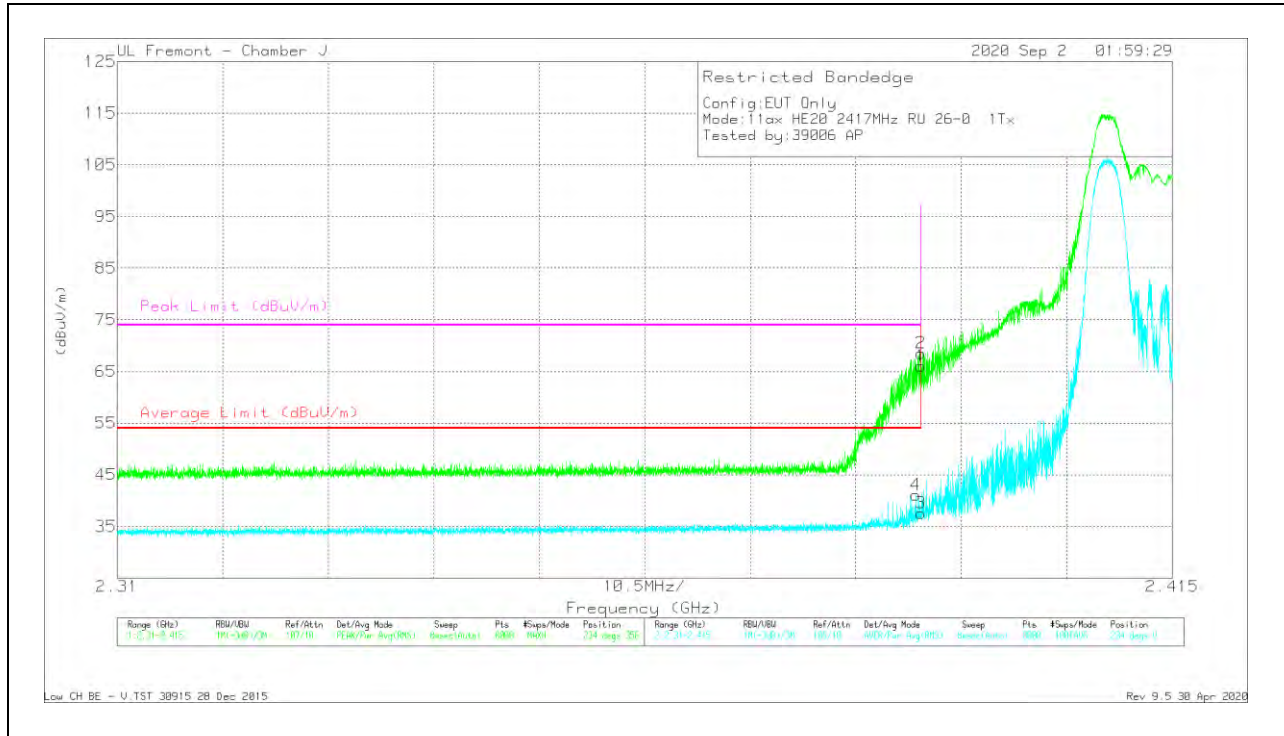
**HORIZONTAL RESULT**



| Marker | Frequency (GHz) | Meter Reading (dBuV) | Det | AF T963 (dB/m) | Amp/Cbl/Fitter/Pad (dB) | Corrected Reading (dBuV/m) | Average Limit (dBuV/m) | Margin (dB) | Peak Limit (dBuV/m) | PK Margin (dB) | Azimuth (Degs) | Height (cm) | Polarity |
|--------|-----------------|----------------------|-----|----------------|-------------------------|----------------------------|------------------------|-------------|---------------------|----------------|----------------|-------------|----------|
| 1      | 2.39            | 51.66                | Pk  | 29             | -14.2                   | 66.46                      | -                      | -           | 74                  | -7.54          | 271            | 173         | H        |
| 2      | 2.38942         | 54.61                | Pk  | 29             | -14.2                   | 69.41                      | -                      | -           | 74                  | -4.59          | 271            | 173         | H        |
| 3      | 2.39            | 24.74                | RMS | 29             | -14.2                   | 39.54                      | 54                     | -14.46      | -                   | -              | 271            | 173         | H        |
| 4      | 2.38884         | 31.03                | RMS | 29             | -14.2                   | 45.83                      | 54                     | -8.17       | -                   | -              | 271            | 173         | H        |

Pk - Peak detector  
 RMS - RMS detection

### VERTICAL RESULT

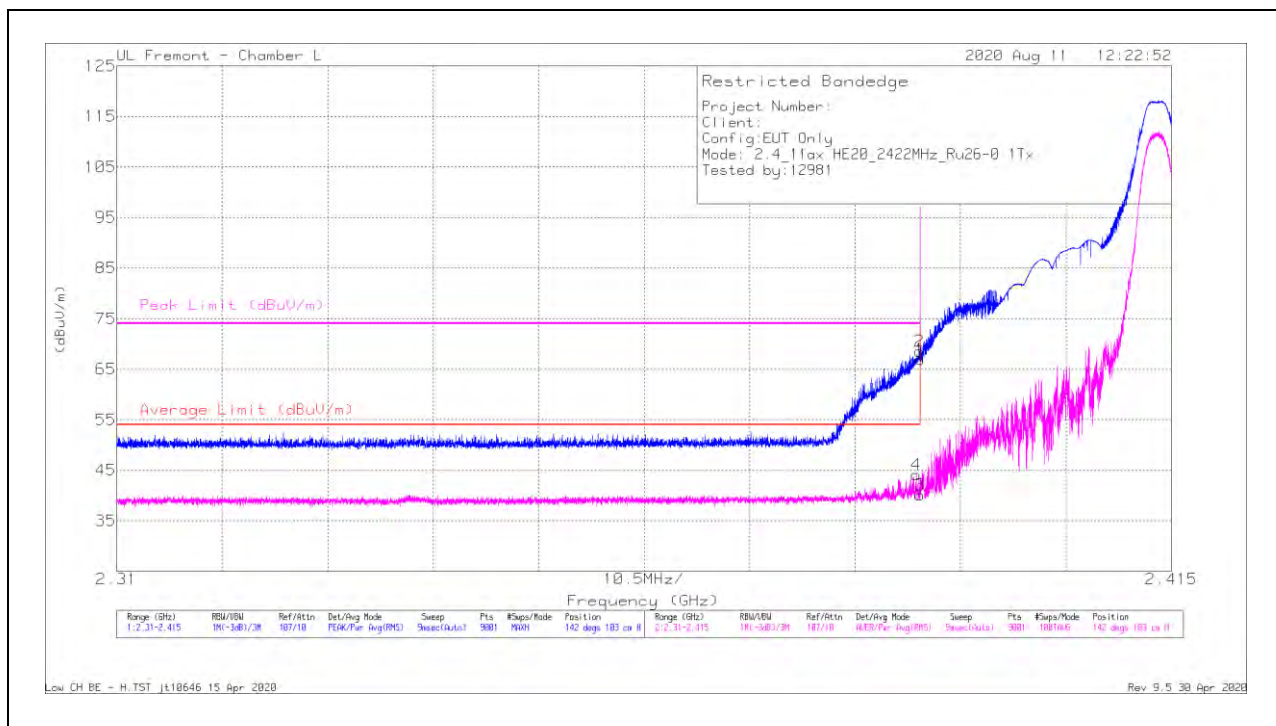


| Marker | Frequency (GHz) | Meter Reading (dBuV) | Det | AF T963 (dB/m) | Amp/Cbl/Fit r/Pad (dB) | Corrected Reading (dBuV/m) | Average Limit (dBuV/m) | Margin (dB) | Peak Limit (dBuV/m) | PK Margin (dB) | Azimuth (Degs) | Height (cm) | Polarity |
|--------|-----------------|----------------------|-----|----------------|------------------------|----------------------------|------------------------|-------------|---------------------|----------------|----------------|-------------|----------|
| 1      | 2.39            | 51.23                | Pk  | 29             | -14.2                  | 66.03                      | -                      | -           | 74                  | -7.97          | 234            | 356         | V        |
| 2      | 2.38997         | 53.73                | Pk  | 29             | -14.2                  | 68.53                      | -                      | -           | 74                  | -5.47          | 234            | 356         | V        |
| 3      | 2.39            | 22.78                | RMS | 29             | -14.2                  | 37.58                      | 54                     | -16.42      | -                   | -              | 234            | 356         | V        |
| 4      | 2.38946         | 26.27                | RMS | 29             | -14.2                  | 41.07                      | 54                     | -12.93      | -                   | -              | 234            | 356         | V        |

Pk - Peak detector  
 RMS - RMS detection

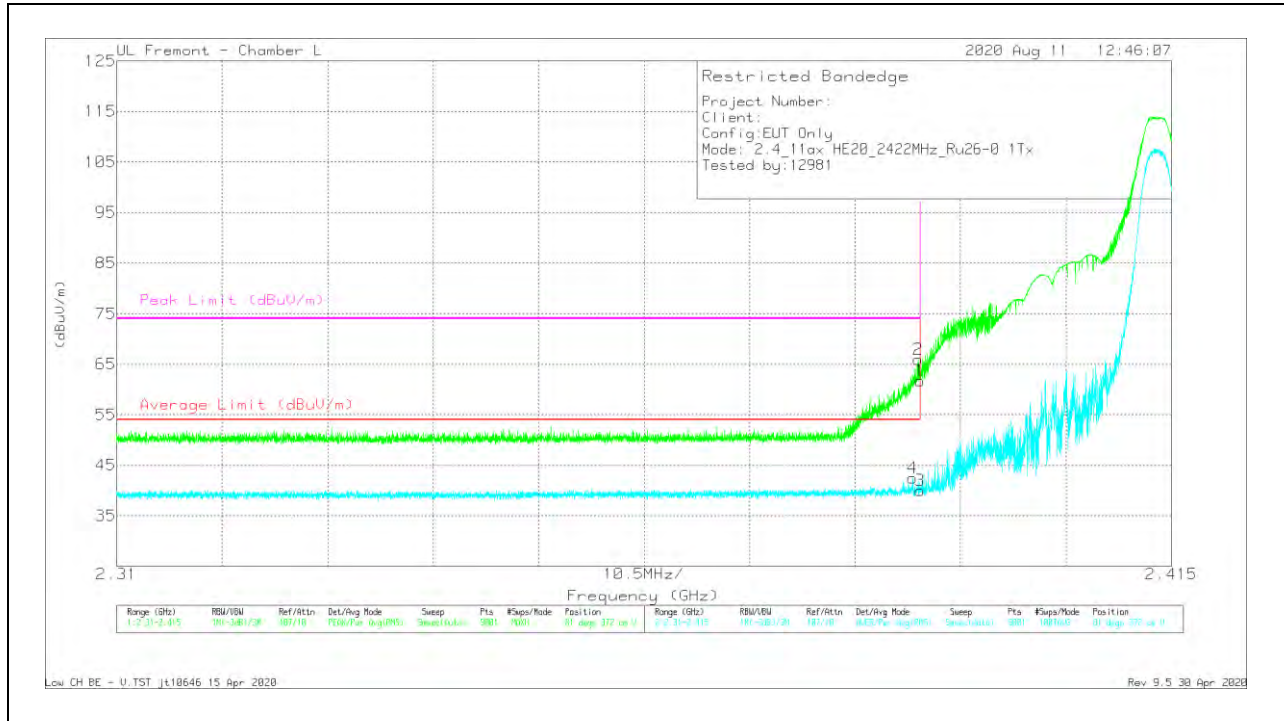
**BANDEDGE (LOW CHANNEL, CH 3)**

**HORIZONTAL RESULT**



| Marker | Frequency (GHz) | Meter Reading (dBuV) | Det | AF 344 (dB/m) | Amp/Cbl/Filtr/Pad (dB) | Corrected Reading (dBuV/m) | Average Limit (dBuV/m) | Margin (dB) | Peak Limit (dBuV/m) | PK Margin (dB) | Azimuth (Degs) | Height (cm) | Polarity |
|--------|-----------------|----------------------|-----|---------------|------------------------|----------------------------|------------------------|-------------|---------------------|----------------|----------------|-------------|----------|
| 1      | * 2.38999       | 56.08                | Pk  | 31.9          | -21.1                  | 66.88                      | -                      | -           | 74                  | -7.12          | 142            | 103         | H        |
| 2      | * 2.38992       | 57.77                | Pk  | 31.9          | -21.1                  | 68.57                      | -                      | -           | 74                  | -5.43          | 142            | 103         | H        |
| 3      | * 2.38999       | 29.34                | RMS | 31.9          | -21.1                  | 40.14                      | 54                     | -13.86      | -                   | -              | 142            | 103         | H        |
| 4      | * 2.38962       | 33.26                | RMS | 31.9          | -21.1                  | 44.06                      | 54                     | -9.94       | -                   | -              | 142            | 103         | H        |

### VERTICAL RESULT



| Marker | Frequency (GHz) | Meter Reading (dBuV) | Det | AF 344 (dB/m) | Amp/Cb/Filtr/Par d (dB) | Corrected Reading (dBuV/m) | Average Limit (dBuV/m) | Margin (dB) | Peak Limit (dBuV/m) | PK Margin (dB) | Azimuth (Degs) | Height (cm) | Polarity |
|--------|-----------------|----------------------|-----|---------------|-------------------------|----------------------------|------------------------|-------------|---------------------|----------------|----------------|-------------|----------|
| 1      | *2.38999        | 50.87                | Pk  | 31.9          | -21.1                   | 61.67                      | -                      | -           | 74                  | -12.33         | 81             | 372         | V        |
| 2      | *2.38977        | 55.1                 | Pk  | 31.9          | -21.1                   | 65.9                       | -                      | -           | 74                  | -8.1           | 81             | 372         | V        |
| 3      | *2.38999        | 29.15                | RMS | 31.9          | -21.1                   | 39.95                      | 54                     | -14.05      | -                   | -              | 81             | 372         | V        |
| 4      | *2.38925        | 31.65                | RMS | 31.9          | -21.1                   | 42.45                      | 54                     | -11.55      | -                   | -              | 81             | 372         | V        |