



TEST SETUP PHOTOS


Report Number: 13335182-EP21V1

1. SCOPE

The purpose of this document is to show test setup diagrams and photos for the following reports.

Reports
13335182-E21
13131738-E21
13389132-E21

2. SETUP PHOTOS



AC LINE CONDUCTED (FRONT)



AC LINE CONDUCTED (BACK)




AC LINE WITH LAPTOP (FRONT)




AC LINE WITH LAPTOP (BACK)


RADIATED RF MEASUREMENT SETUP




BELOW 30 MHz (FRONT)



BELOW 30 MHz (BACK)




BELOW 0.96 GHz (FRONT)



BELOW 0.96 GHz (BACK)




Fundamental 6 – 9 GHz (FRONT)



Fundamental 6 – 9 GHz (BACK)



0.96 – 18 GHz (FRONT)



0.96 – 18 GHz (BACK)



18 - 40 GHz (FRONT)



18 – 40 GHz (BACK)