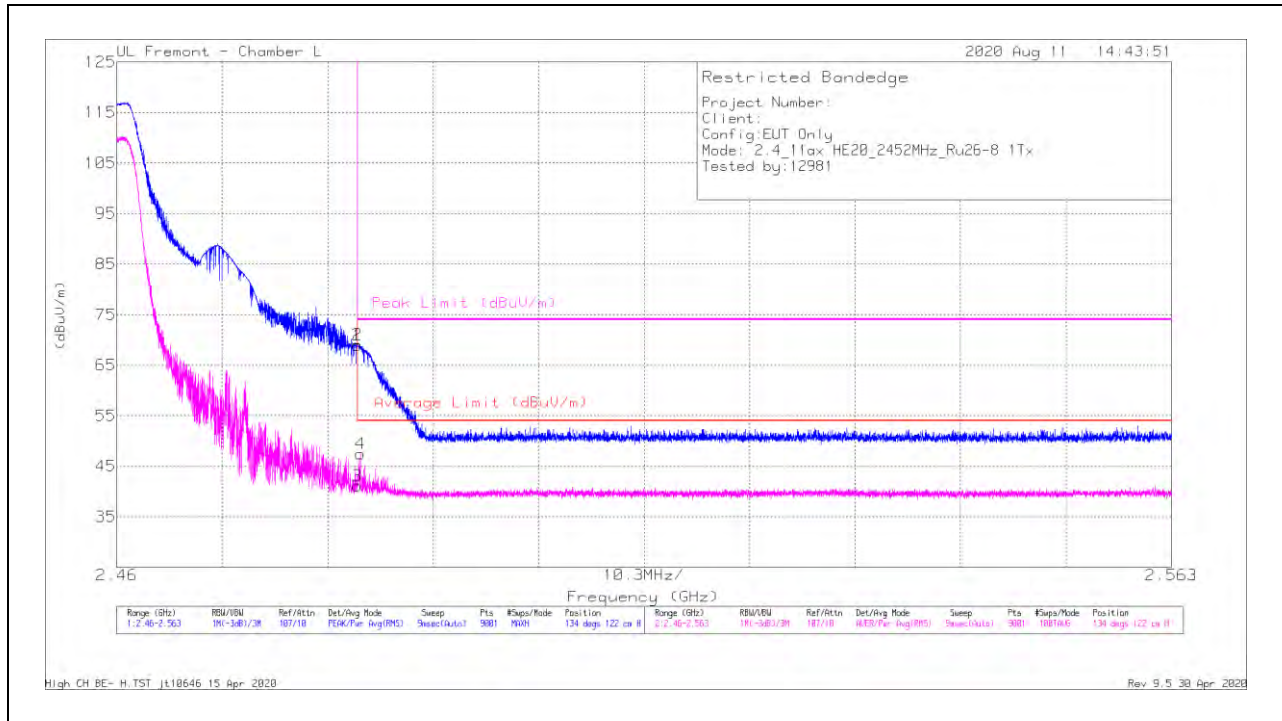


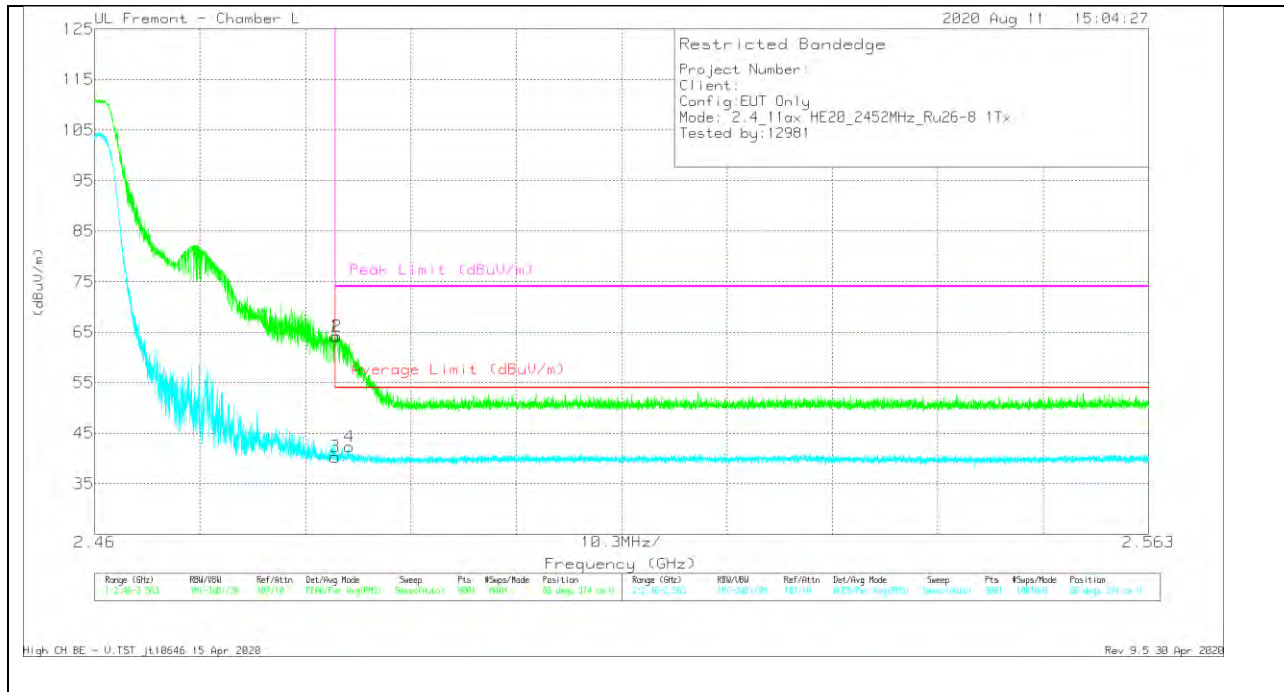
BANDEDGE (HIGH CHANNEL, CH 9)

HORIZONTAL RESULT



Marker	Frequency (GHz)	Meter Reading (dBuV)	Det	AF 344 (dB/m)	Amp/Cb/Filt/Pa d (dB)	Corrected Reading (dBuV/m)	Average Limit (dBuV/m)	Margin (dB)	Peak Limit (dBuV/m)	PK Margin (dB)	Azimuth (Degs)	Height (cm)	Polarity
1	* 2.48351	57.55	Pk	32.3	-20.9	68.95	-	-	74	-5.05	134	122	H
2	* 2.48352	57.58	Pk	32.3	-20.9	68.98	-	-	74	-5.02	134	122	H
3	* 2.48351	29.71	RMS	32.3	-20.9	41.11	54	-12.89	-	-	134	122	H
4	* 2.48378	36.04	RMS	32.3	-20.9	47.44	54	-6.56	-	-	134	122	H

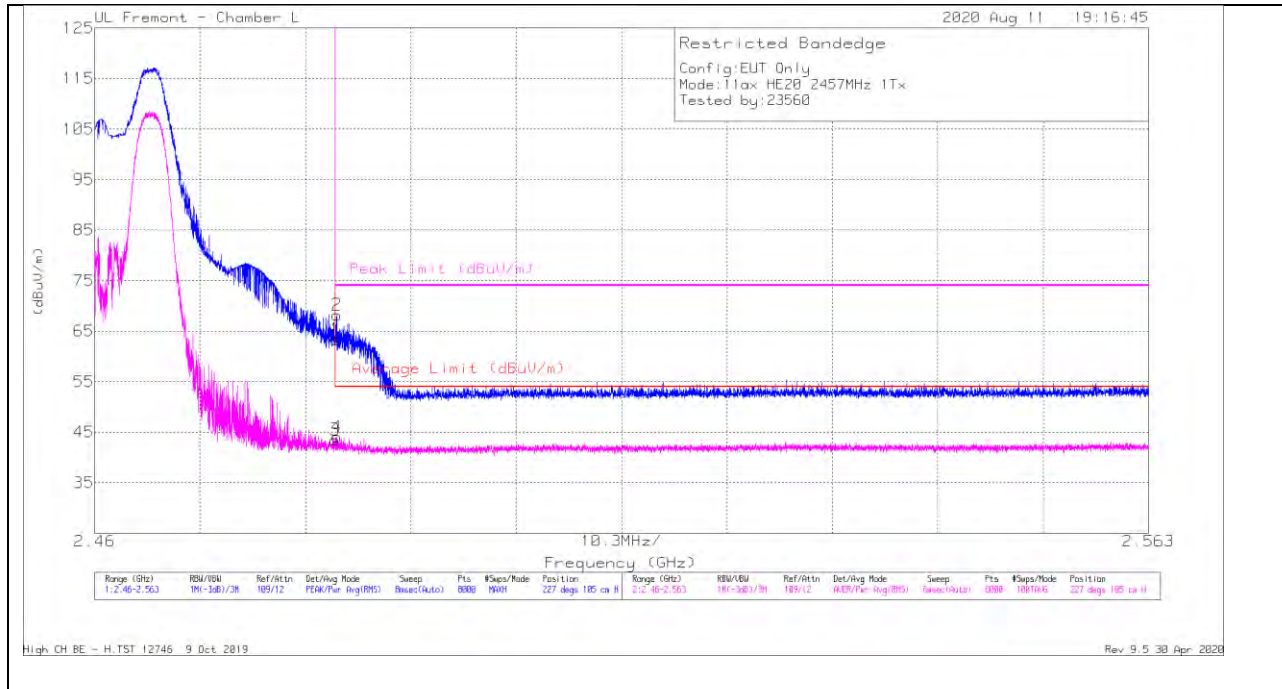
VERTICAL RESULT



Marker	Frequency (GHz)	Meter Reading (dBuV)	Det	AF 344 (dB/m)	Amp/Cb/Filtr/Par d (dB)	Corrected Reading (dBuV/m)	Average Limit (dBuV/m)	Margin (dB)	Peak Limit (dBuV/m)	PK Margin (dB)	Azimuth (Degs)	Height (cm)	Polarity
1	*2.48351	52.79	Pk	32.3	-20.9	64.19	-	-	74	-9.81	86	374	V
2	*2.48367	52.75	Pk	32.3	-20.9	64.15	-	-	74	-9.85	86	374	V
3	*2.48351	28.9	RMS	32.3	-20.9	40.3	54	-13.7	-	-	86	374	V
4	*2.4849	30.99	RMS	32.3	-20.9	42.39	54	-11.61	-	-	86	374	V

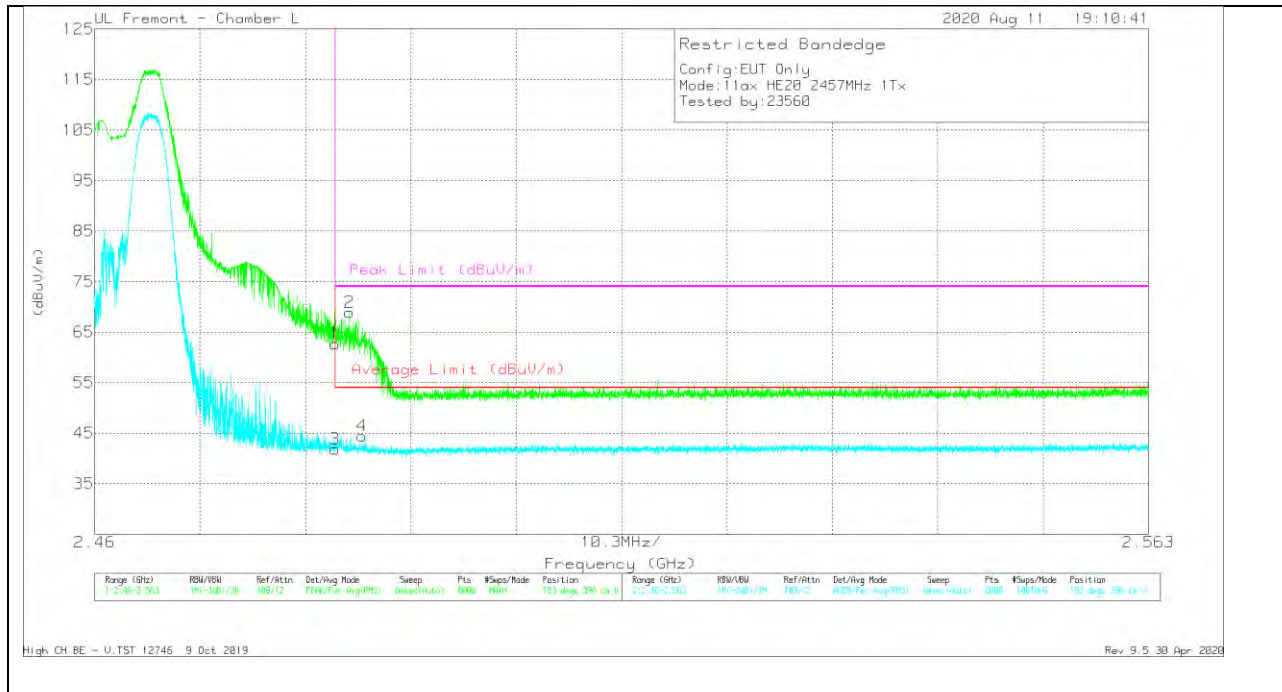
BANDEDGE (HIGH CHANNEL, CH 10)

HORIZONTAL RESULT



Marker	Frequency (GHz)	Meter Reading (dBuV)	Det	AF 344 (dB/m)	Amp/CbW/Ftr/Pa d (dB)	Corrected Reading (dBuV/m)	Average Limit (dBuV/m)	Margin (dB)	Peak Limit (dBuV/m)	PK Margin (dB)	Azimuth (Degs)	Height (cm)	Polarity
1	* 2.4835	43.99	Pk	32.3	-12.9	63.39	-	-	74	-10.61	227	105	H
2	* 2.48369	48.83	Pk	32.3	-12.9	68.23	-	-	74	-5.77	227	105	H
3	* 2.4835	24.12	RMS	32.3	-12.9	43.52	54	-10.48	-	-	227	105	H
4	* 2.48371	24.7	RMS	32.3	-12.9	44.1	54	-9.9	-	-	227	105	H

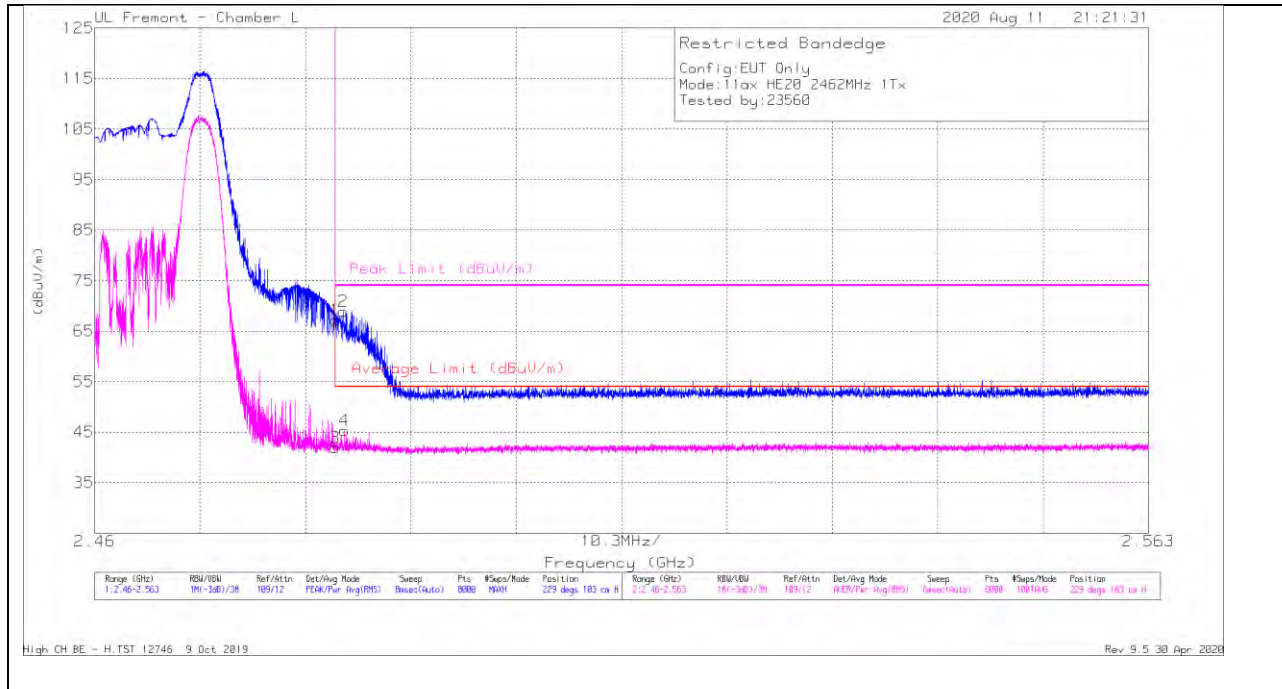
VERTICAL RESULT



Marker	Frequency (GHz)	Meter Reading (dBuV)	Det	AF 344 (dB/m)	Amp/Cb/Filtr/Par d (dB)	Corrected Reading (dBuV/m)	Average Limit (dBuV/m)	Margin (dB)	Peak Limit (dBuV/m)	PK Margin (dB)	Azimuth (Degs)	Height (cm)	Polarity
1	* 2.4835	43.37	Pk	32.3	-12.9	62.77	-	-	74	-11.23	193	396	V
2	* 2.48489	49.53	Pk	32.3	-12.9	68.93	-	-	74	-5.07	193	396	V
3	* 2.4835	22.42	RMS	32.3	-12.9	41.82	54	-12.18	-	-	193	396	V
4	* 2.48613	25	RMS	32.3	-12.9	44.4	54	-9.6	-	-	193	396	V

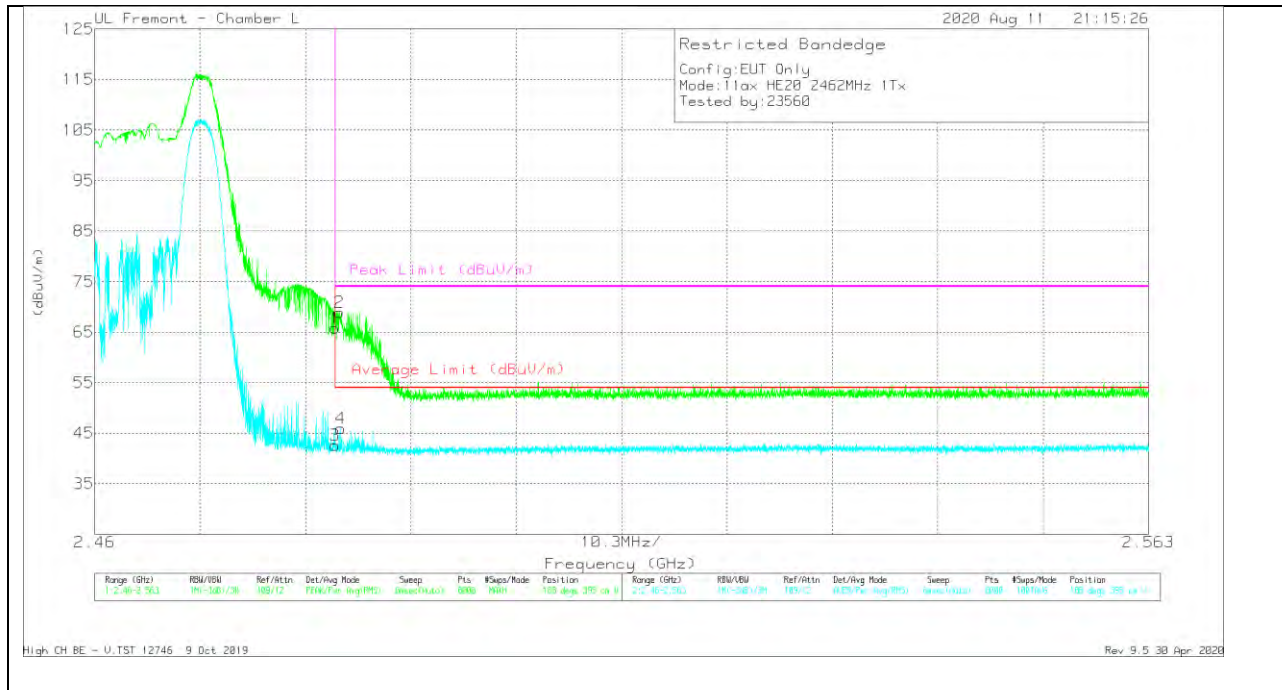
BANDEDGE (HIGH CHANNEL, CH 11)

HORIZONTAL RESULT



Marker	Frequency (GHz)	Meter Reading (dBuV)	Det	AF 344 (dB/m)	Amp/CbW/Ftr/Pa d (dB)	Corrected Reading (dBuV/m)	Average Limit (dBuV/m)	Margin (dB)	Peak Limit (dBuV/m)	PK Margin (dB)	Azimuth (Degs)	Height (cm)	Polarity
1	* 2.4835	47.82	Pk	32.3	-12.9	67.22	-	-	74	-6.78	229	103	H
2	* 2.48429	49.57	Pk	32.3	-12.9	68.97	-	-	74	-5.03	229	103	H
3	* 2.4835	22.56	RMS	32.3	-12.9	41.96	54	-12.04	-	-	229	103	H
4	* 2.48443	25.94	RMS	32.3	-12.9	45.34	54	-8.66	-	-	229	103	H

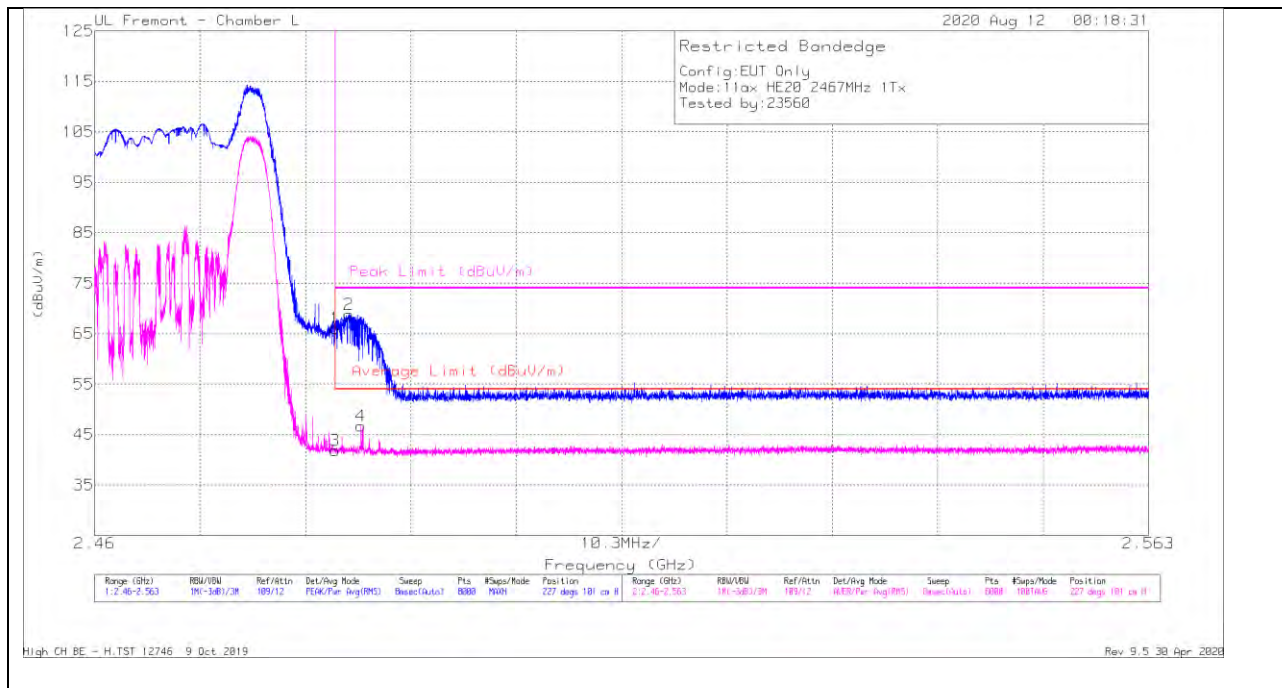
VERTICAL RESULT



Marker	Frequency (GHz)	Meter Reading (dBuV)	Det	AF 344 (dB/m)	Amp/Cb/Filtr/Pa d (dB)	Corrected Reading (dBuV/m)	Average Limit (dBuV/m)	Margin (dB)	Peak Limit (dBuV/m)	PK Margin (dB)	Azimuth (Degs)	Height (cm)	Polarity
1	* 2.4835	46.44	Pk	32.3	-12.9	65.84	-	-	74	-8.16	188	395	V
2	* 2.48393	49.56	Pk	32.3	-12.9	68.96	-	-	74	-5.04	188	395	V
3	* 2.4835	23.24	RMS	32.3	-12.9	42.64	54	-11.36	-	-	188	395	V
4	* 2.48405	26.55	RMS	32.3	-12.9	45.95	54	-8.05	-	-	188	395	V

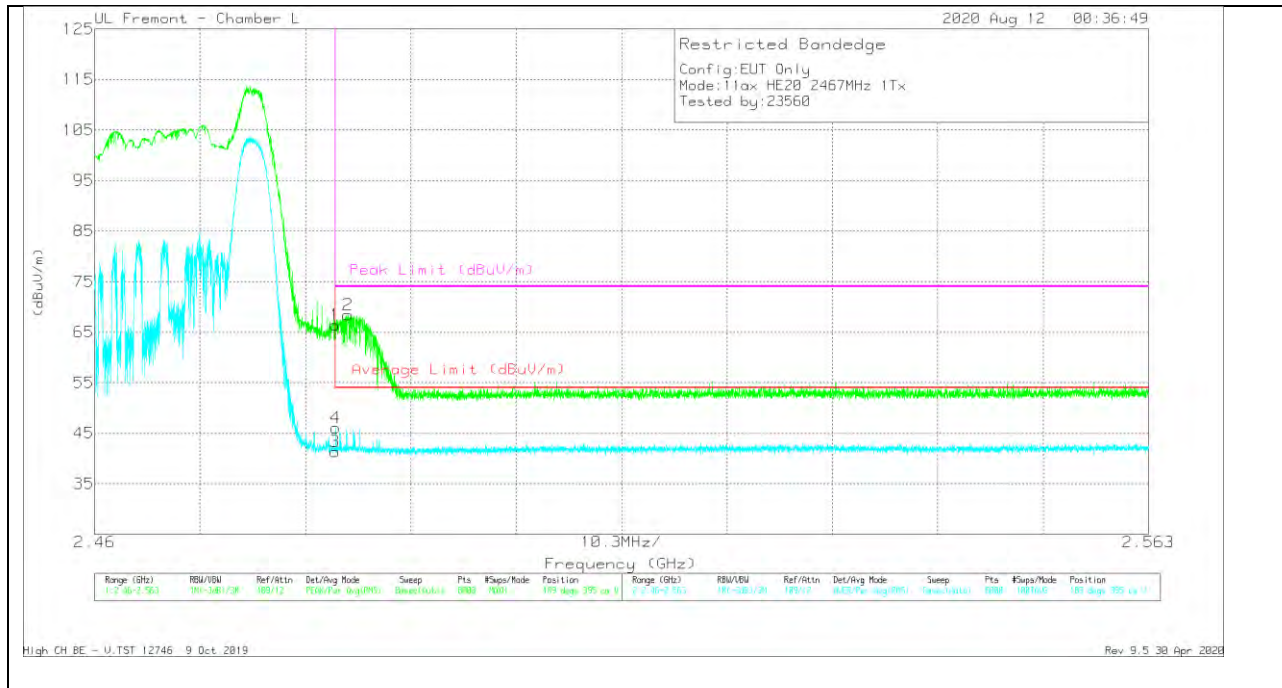
BANDEDGE (HIGH CHANNEL, CH 12)

HORIZONTAL RESULT



Marker	Frequency (GHz)	Meter Reading (dBuV)	Det	AF 344 (dB/m)	Amp/Cb/Filt/Pa d (dB)	Corrected Reading (dBuV/m)	Average Limit (dBuV/m)	Margin (dB)	Peak Limit (dBuV/m)	PK Margin (dB)	Azimuth (Degs)	Height (cm)	Polarity
1	* 2.4835	46.66	Pk	32.3	-12.9	66.06	-	-	74	-7.94	227	101	H
2	* 2.48481	49.44	Pk	32.3	-12.9	68.84	-	-	74	-5.16	227	101	H
3	* 2.4835	22.41	RMS	32.3	-12.9	41.81	54	-12.19	-	-	227	101	H
4	* 2.486	27.26	RMS	32.3	-12.9	46.66	54	-7.34	-	-	227	101	H

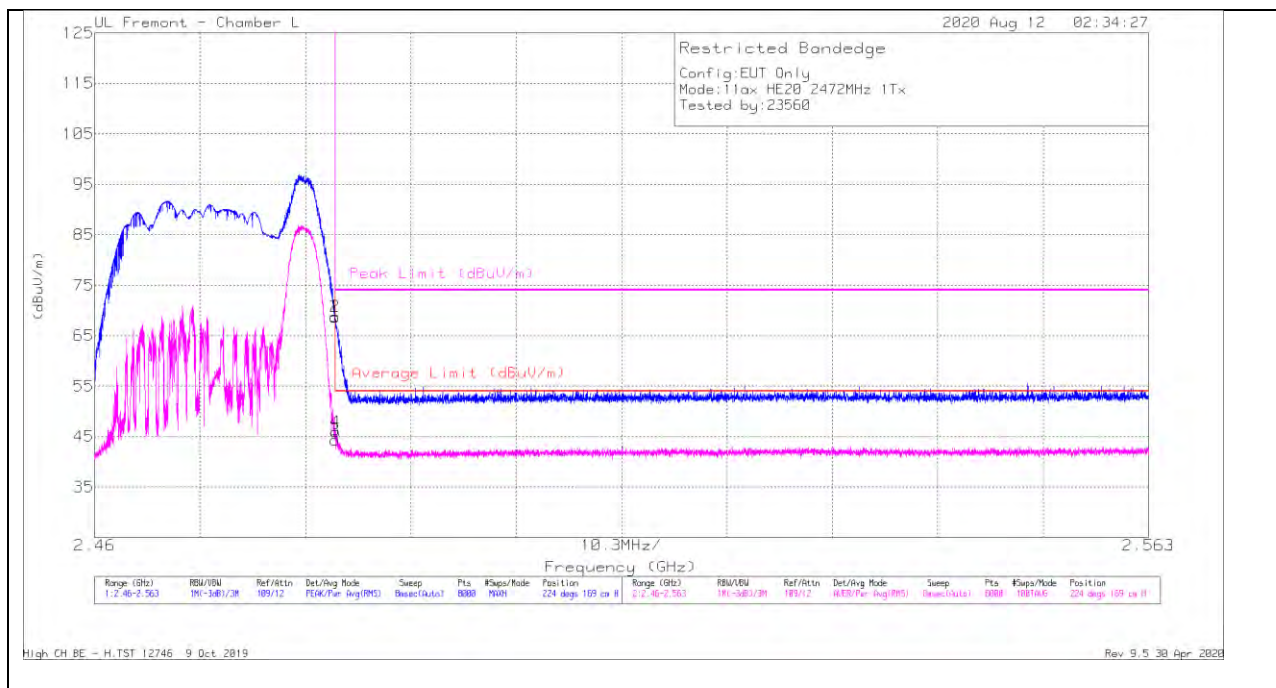
VERTICAL RESULT



Marker	Frequency (GHz)	Meter Reading (dBuV)	Det	AF 344 (dB/m)	Amp/Cbll/Fitr/Pa d (dB)	Corrected Reading (dBuV/m)	Average Limit (dBuV/m)	Margin (dB)	Peak Limit (dBuV/m)	PK Margin (dB)	Azimuth (Degs)	Height (cm)	Polarity
1	*2.4835	47.05	Pk	32.3	-12.9	66.45	-	-	74	-7.55	189	395	V
2	*2.48475	48.97	Pk	32.3	-12.9	68.37	-	-	74	-5.63	189	395	V
3	*2.4835	22	RMS	32.3	-12.9	41.4	54	-12.6	-	-	189	395	V
4	*2.48356	26.65	RMS	32.3	-12.9	46.05	54	-7.95	-	-	189	395	V

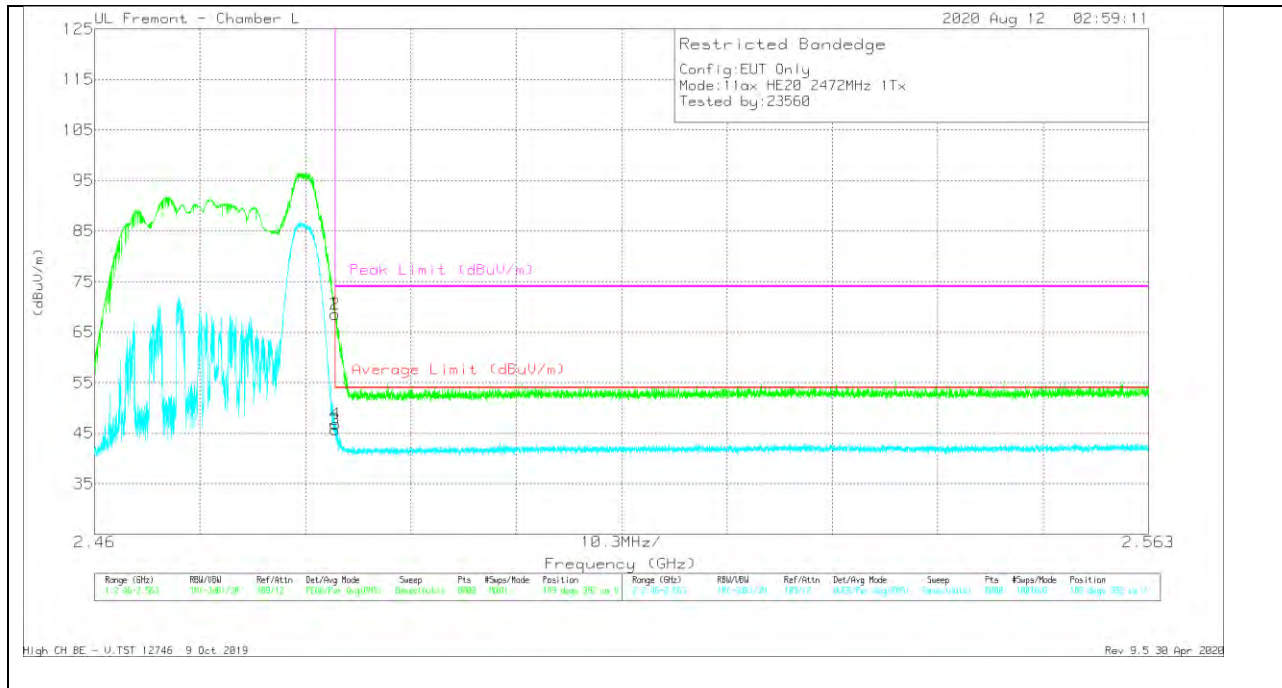
BANDEDGE (HIGH CHANNEL, CH 13)

HORIZONTAL RESULT



Marker	Frequency (GHz)	Meter Reading (dBuV)	Det	AF 344 (dB/m)	Amp/Cbl/Fitr/Pa d (dB)	Corrected Reading (dBuV/m)	Average Limit (dBuV/m)	Margin (dB)	Peak Limit (dBuV/m)	PK Margin (dB)	Azimuth (Degs)	Height (cm)	Polarity
1	* 2.4835	49.33	PK	32.3	-12.9	68.73	-	-	74	-5.27	224	169	H
2	* 2.48351	49.43	PK	32.3	-12.9	68.83	-	-	74	-5.17	224	169	H
3	* 2.4835	24.89	RMS	32.3	-12.9	44.29	54	-9.71	-	-	224	169	H
4	* 2.48355	26.56	RMS	32.3	-12.9	45.96	54	-8.04	-	-	224	169	H

VERTICAL RESULT

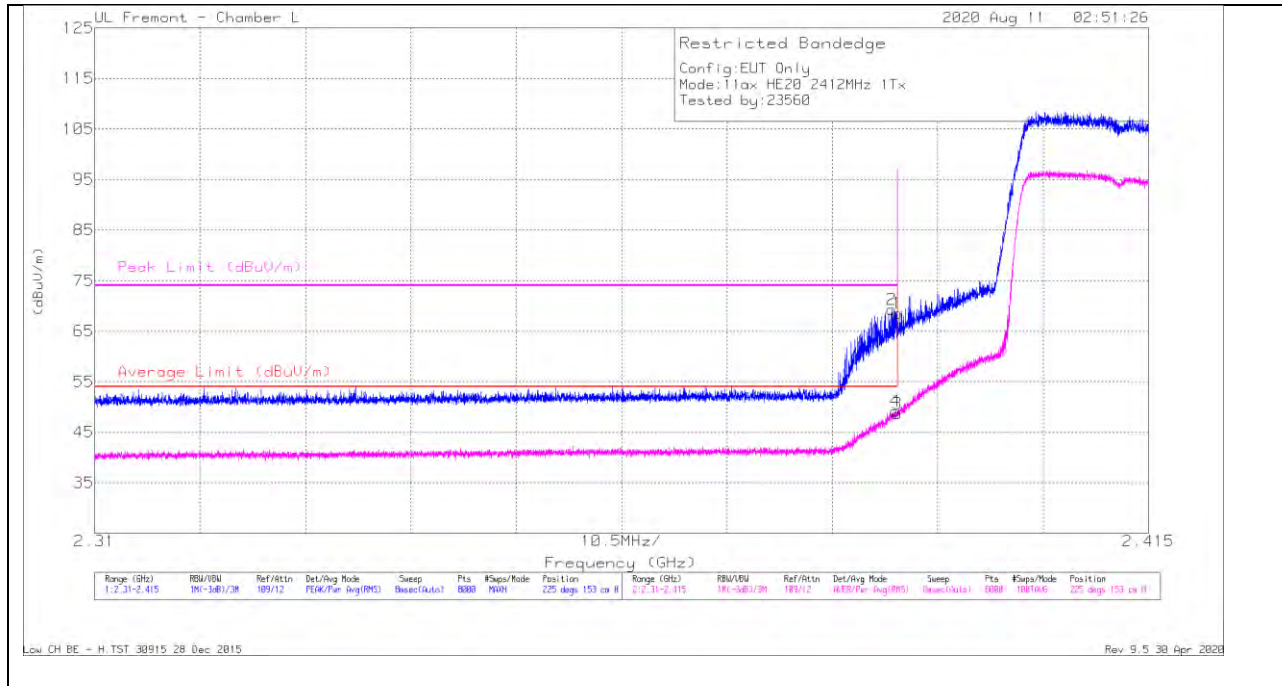


Marker	Frequency (GHz)	Meter Reading (dBuV)	Det	AF 344 (dB/m)	Amp/Cbll/Fitr/Pa d (dB)	Corrected Reading (dBuV/m)	Average Limit (dBuV/m)	Margin (dB)	Peak Limit (dBuV/m)	PK Margin (dB)	Azimuth (Degs)	Height (cm)	Polarity
1	*2.4835	49.12	Pk	32.3	-12.9	68.52	-	-	74	-5.48	189	392	V
2	*2.48351	49.16	Pk	32.3	-12.9	68.56	-	-	74	-5.44	189	392	V
3	*2.4835	26.33	RMS	32.3	-12.9	45.73	54	-8.27	-	-	189	392	V
4	*2.48353	27.44	RMS	32.3	-12.9	46.84	54	-7.16	-	-	189	392	V

ANT 4: 242-Tone, RU Index 61

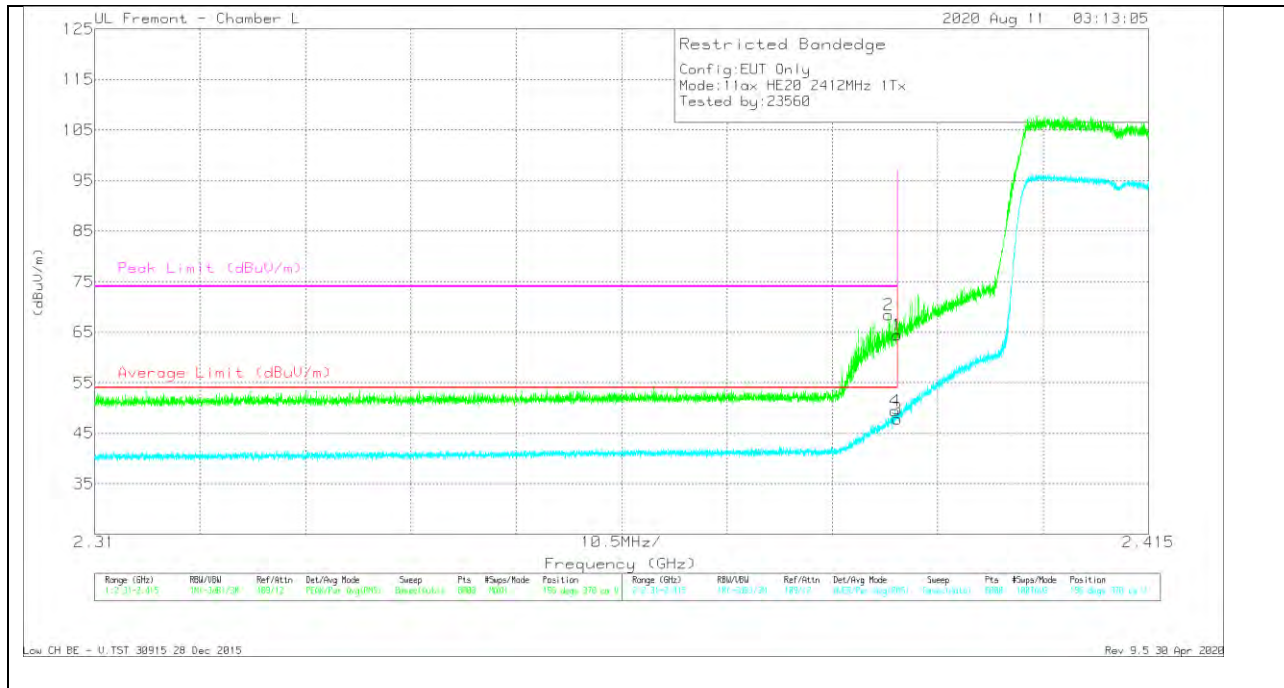
BANDEDGE (LOW CHANNEL, CH 1)

HORIZONTAL RESULT



Marker	Frequency (GHz)	Meter Reading (dBuV)	Det	AF 344 (dB/m)	Amp/Cbl/Fibr/Pa d (dB)	Corrected Reading (dBuV/m)	Average Limit (dBuV/m)	Margin (dB)	Peak Limit (dBuV/m)	PK Margin (dB)	Azimuth (Degs)	Height (cm)	Polarity
1	* 2.39	49.76	Pk	31.9	-13.1	68.56	-	-	74	-5.44	225	153	H
2	* 2.38943	50.48	Pk	31.9	-13.1	69.28	-	-	74	-4.72	225	153	H
3	* 2.39	29.87	RMS	31.9	-13.1	48.67	54	-5.33	-	-	225	153	H
4	* 2.38981	30.43	RMS	31.9	-13.1	49.23	54	-4.77	-	-	225	153	H

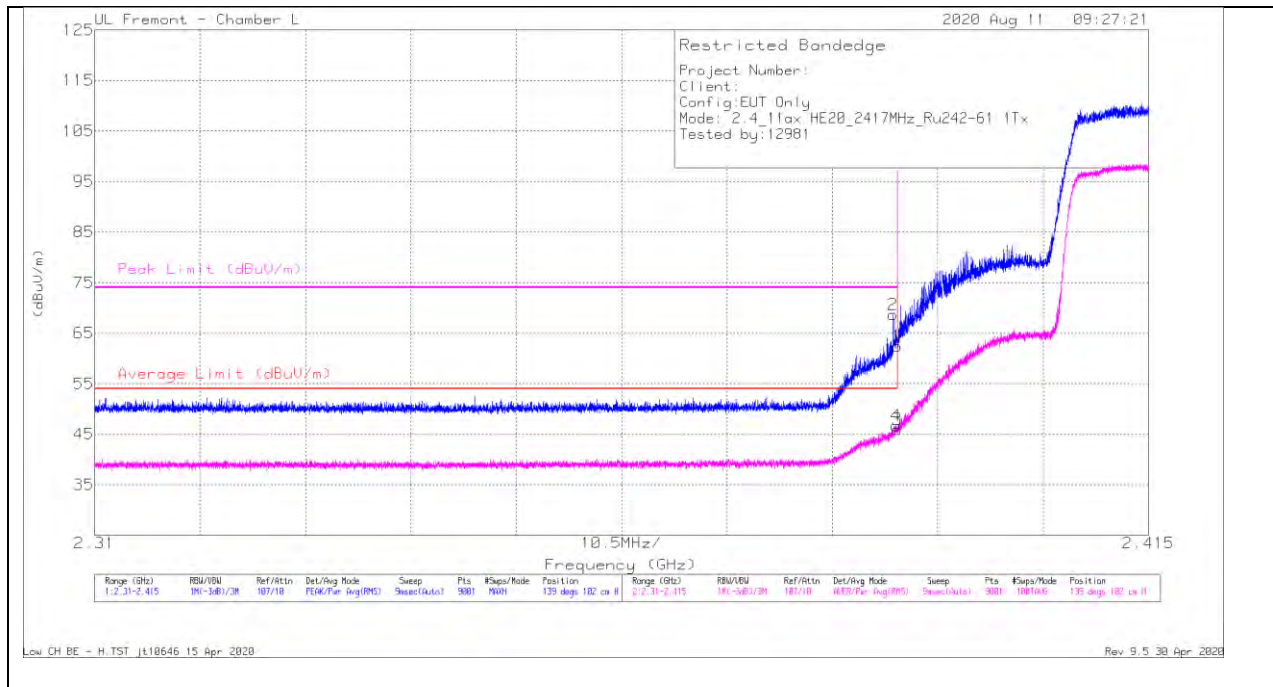
VERTICAL RESULT



Marker	Frequency (GHz)	Meter Reading (dBuV)	Det	AF 344 (dB/m)	Amp/CbllFtr/Pa d (dB)	Corrected Reading (dBuV/m)	Average Limit (dBuV/m)	Margin (dB)	Peak Limit (dBuV/m)	PK Margin (dB)	Azimuth (Degs)	Height (cm)	Polarity
1	* 2.39	45.61	Pk	31.9	-13.1	64.41	-	-	74	-9.59	196	370	V
2	* 2.3891	49.62	Pk	31.9	-13.1	68.42	-	-	74	-5.58	196	370	V
3	* 2.39	29.01	RMS	31.9	-13.1	47.81	54	-6.19	-	-	196	370	V
4	* 2.38976	30.61	RMS	31.9	-13.1	49.41	54	-4.59	-	-	196	370	V

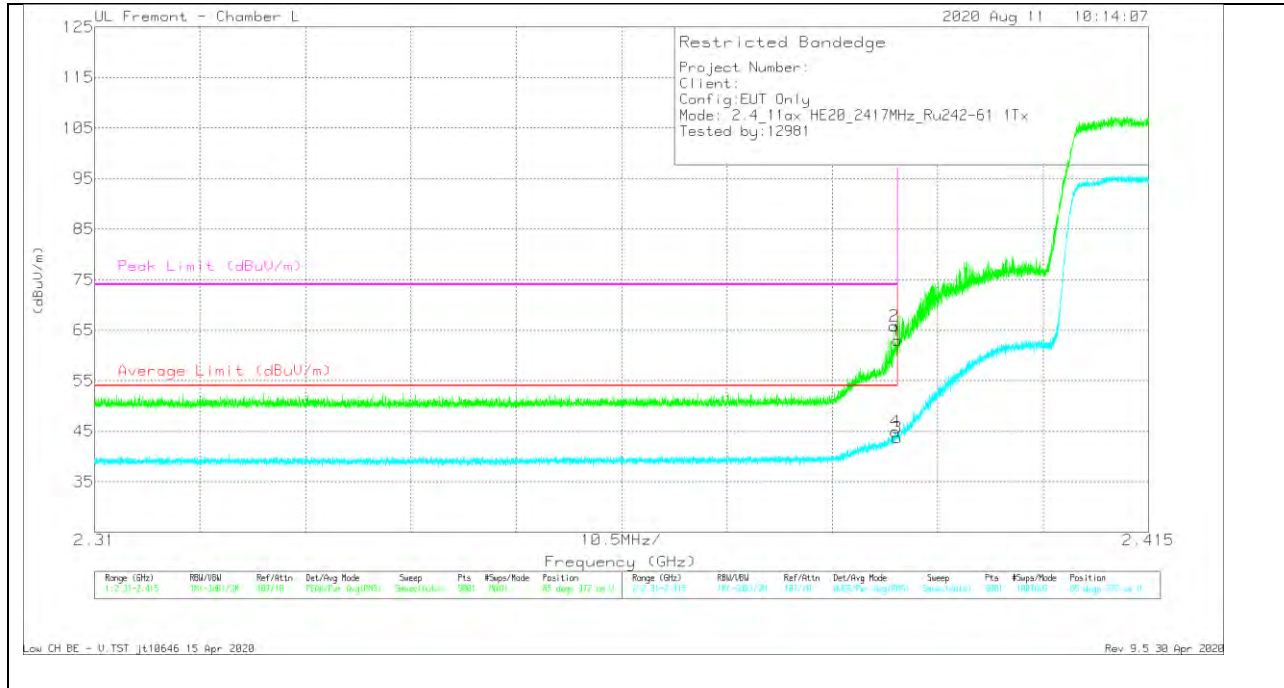
BANDEDGE (LOW CHANNEL, CH 2)

HORIZONTAL RESULT



Marker	Frequency (GHz)	Meter Reading (dBuV)	Det	AF 344 (dB/m)	Amp/Cbl/Fitr/Pad (dB)	Corrected Reading (dBuV/m)	Average Limit (dBuV/m)	Margin (dB)	Peak Limit (dBuV/m)	PK Margin (dB)	Azimuth (Degs)	Height (cm)	Polarity
1	* 2.38999	51.64	Pk	31.9	-21.1	62.44	-	-	74	-11.56	139	102	H
2	* 2.38955	57.83	Pk	31.9	-21.1	66.63	-	-	74	-5.37	139	102	H
3	* 2.38999	35.2	RMS	31.9	-21.1	46	54	-8	-	-	139	102	H
4	* 2.38986	35.9	RMS	31.9	-21.1	46.7	54	-7.3	-	-	139	102	H

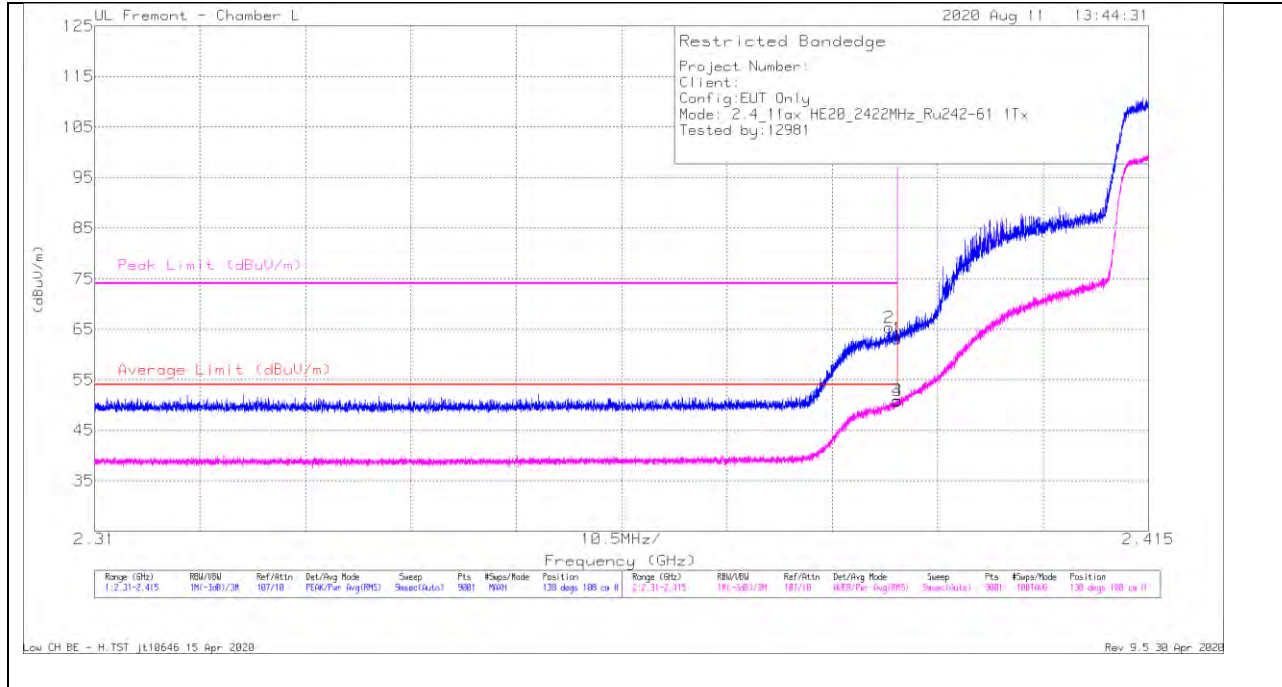
VERTICAL RESULT



Marker	Frequency (GHz)	Meter Reading (dBuV)	Det	AF 344 (dB/m)	Amp/Cb/Filtr/Pa d (dB)	Corrected Reading (dBuV/m)	Average Limit (dBuV/m)	Margin (dB)	Peak Limit (dBuV/m)	PK Margin (dB)	Azimuth (Degs)	Height (cm)	Polarity
1	*2.38999	52.18	Pk	31.9	-21.1	62.98	-	-	74	-11.02	85	372	V
2	*2.38969	54.99	Pk	31.9	-21.1	65.79	-	-	74	-8.21	85	372	V
3	*2.38999	32.91	RMS	31.9	-21.1	43.71	54	-10.29	-	-	85	372	V
4	*2.38979	34.14	RMS	31.9	-21.1	44.94	54	-9.06	-	-	85	372	V

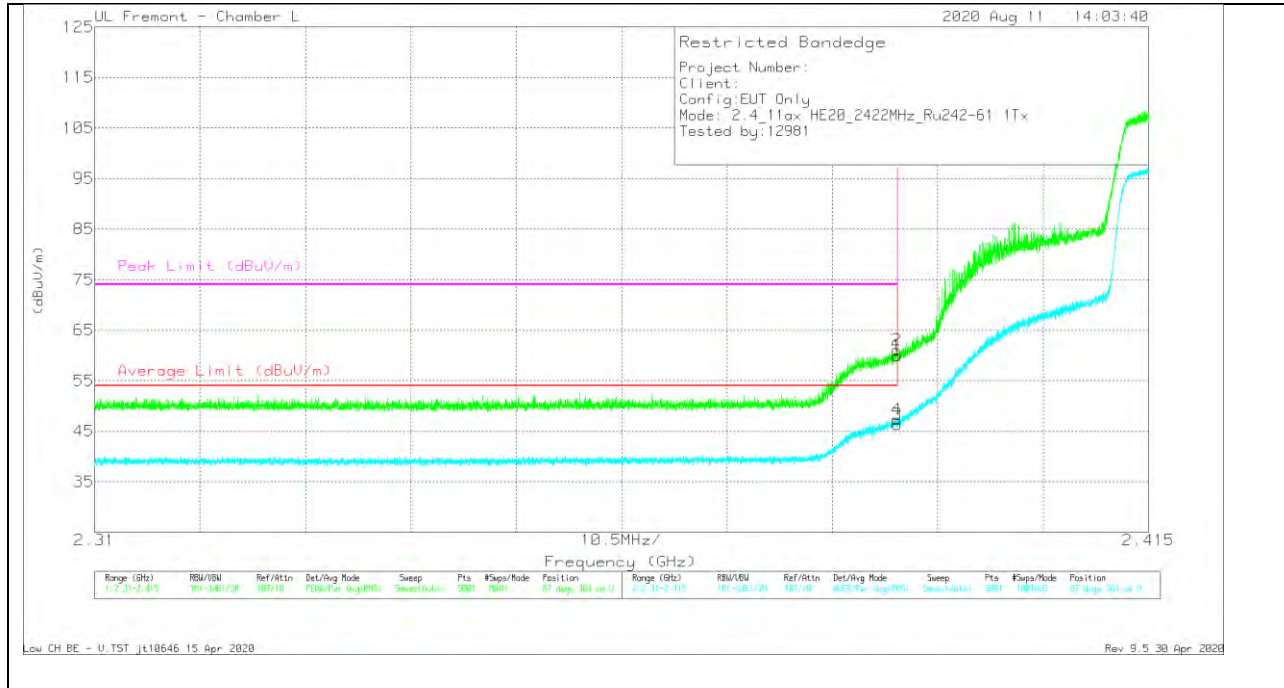
BANDEDGE (LOW CHANNEL, CH 3)

HORIZONTAL RESULT



Marker	Frequency (GHz)	Meter Reading (dBuV)	Det	AF 344 (dB/m)	Amp/Cbl/Fitr/Par d (dB)	Corrected Reading (dBuV/m)	Average Limit (dBuV/m)	Margin (dB)	Peak Limit (dBuV/m)	PK Margin (dB)	Azimuth (Degs)	Height (cm)	Polarity
1	* 2.38999	52.34	Pk	31.9	-21.1	63.14	-	-	74	-10.86	138	108	H
2	* 2.3892	54.51	Pk	31.9	-21.1	65.31	-	-	74	-8.69	138	108	H
3	* 2.38999	40.15	RMS	31.9	-21.1	50.95	54	-3.05	-	-	138	108	H
4	* 2.38995	40.04	RMS	31.9	-21.1	50.84	54	-3.16	-	-	138	108	H

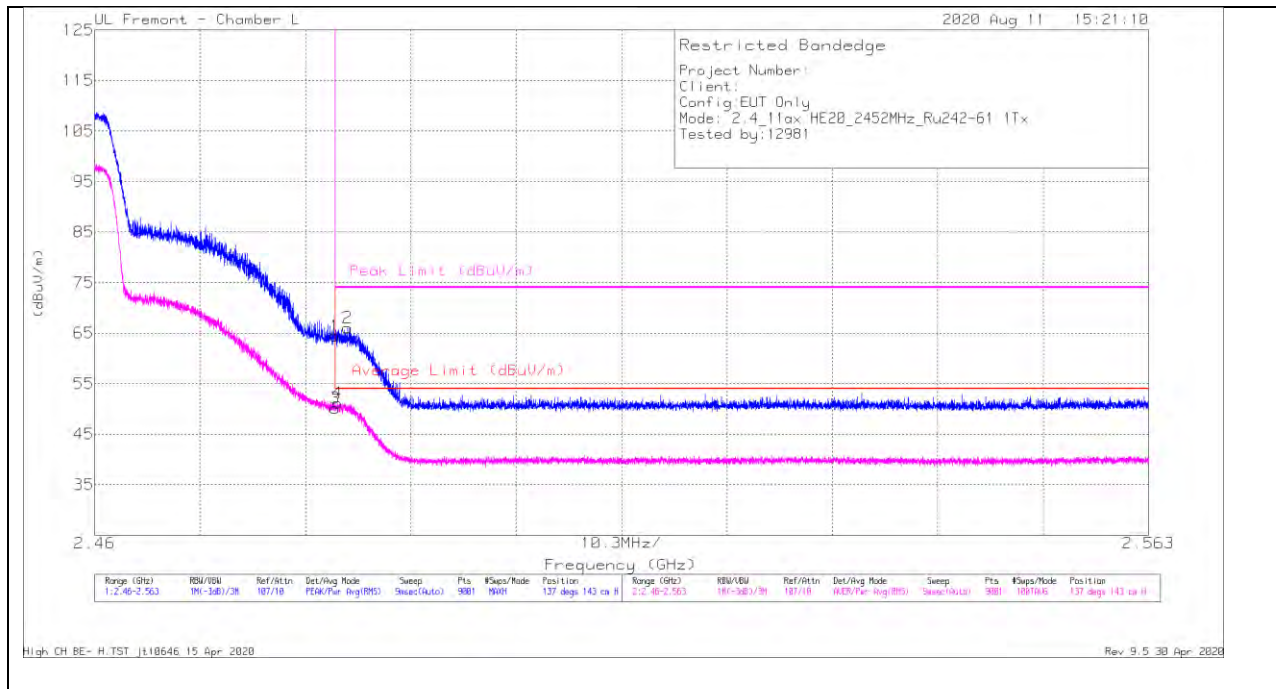
VERTICAL RESULT



Marker	Frequency (GHz)	Meter Reading (dBuV)	Det	AF 344 (dB/m)	Amp/Cbll/Filtr/Pad (dB)	Corrected Reading (dBuV/m)	Average Limit (dBuV/m)	Margin (dB)	Peak Limit (dBuV/m)	PK Margin (dB)	Azimuth (Degs)	Height (cm)	Polarity
1	*2.38999	49.19	Pk	31.9	-21.1	59.99	-	-	74	-14.01	87	364	V
2	*2.38993	50.35	Pk	31.9	-21.1	61.15	-	-	74	-12.85	87	364	V
3	*2.38999	35.48	RMS	31.9	-21.1	46.28	54	-7.72	-	-	87	364	V
4	*2.38991	36.56	RMS	31.9	-21.1	47.36	54	-6.64	-	-	87	364	V

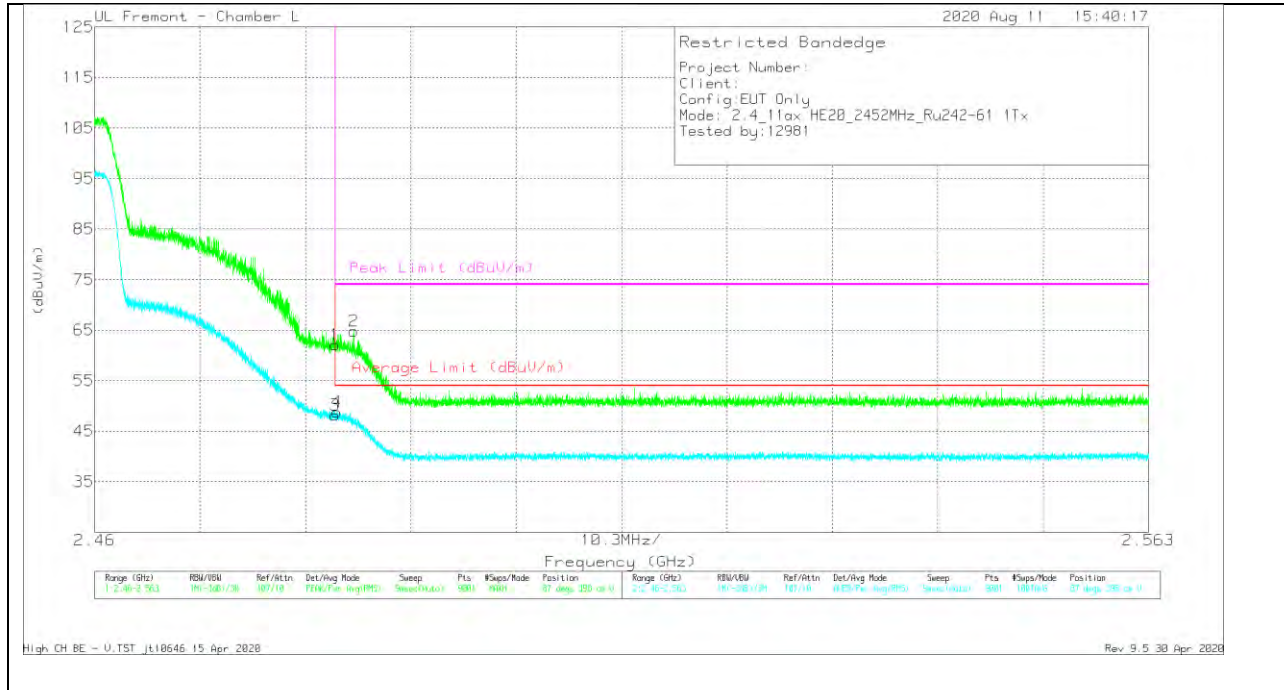
BANDEDGE (HIGH CHANNEL, CH 9)

HORIZONTAL RESULT



Marker	Frequency (GHz)	Meter Reading (dBuV)	Det	AF 344 (dB/m)	Amp/Cbl/Filtr/Par d (dB)	Corrected Reading (dBuV/m)	Average Limit (dBuV/m)	Margin (dB)	Peak Limit (dBuV/m)	PK Margin (dB)	Azimuth (Degs)	Height (cm)	Polarity
1	* 2.48351	53.1	PK	32.3	-20.9	64.5	-	-	74	-9.5	137	143	H
2	* 2.4847	54.67	PK	32.3	-20.9	66.07	-	-	74	-7.93	137	143	H
3	* 2.48351	38.79	RMS	32.3	-20.9	50.19	54	-3.81	-	-	137	143	H
4	* 2.48371	39.71	RMS	32.3	-20.9	51.11	54	-2.89	-	-	137	143	H

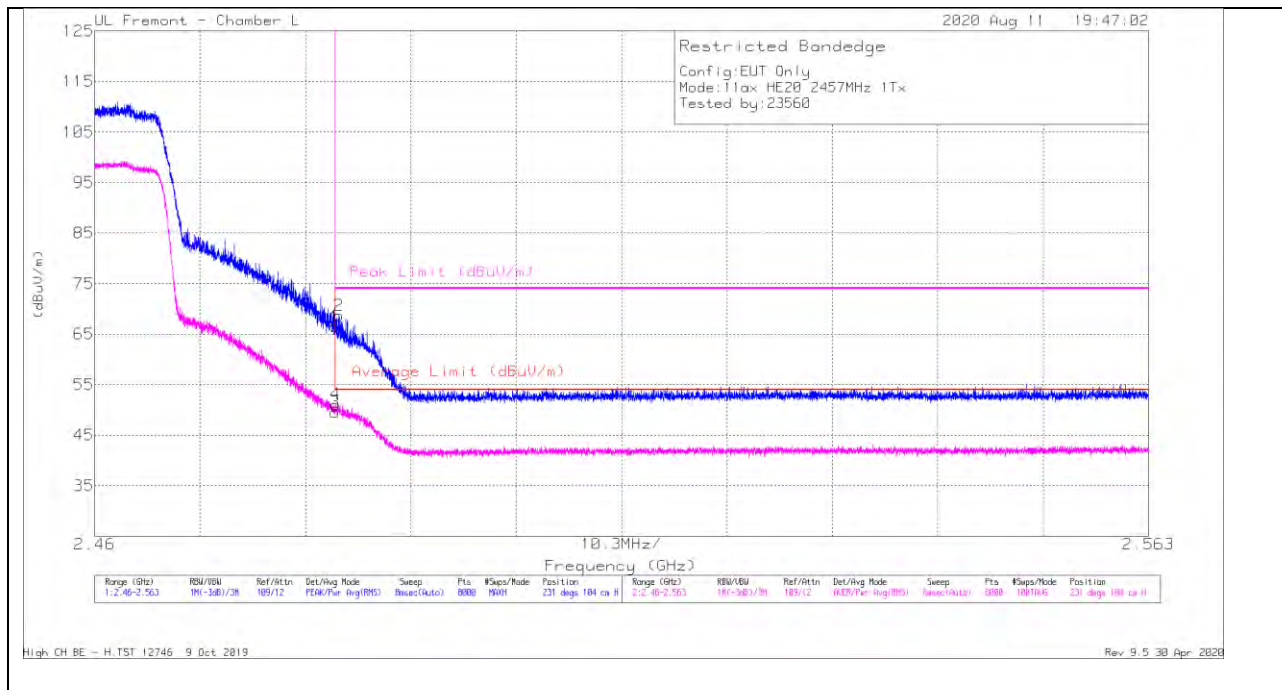
VERTICAL RESULT



Marker	Frequency (GHz)	Meter Reading (dBuV)	Det	AF 344 (dB/m)	Amp/Cbll/Filtr/Pad (dB)	Corrected Reading (dBuV/m)	Average Limit (dBuV/m)	Margin (dB)	Peak Limit (dBuV/m)	PK Margin (dB)	Azimuth (Degs)	Height (cm)	Polarity
1	* 2.48351	50.68	Pk	32.3	-20.9	62.08	-	-	74	-11.92	87	398	V
2	* 2.4853	53.47	Pk	32.3	-20.9	64.87	-	-	74	-9.13	87	398	V
3	* 2.48351	36.8	RMS	32.3	-20.9	48.2	54	-5.8	-	-	87	398	V
4	* 2.4837	37.41	RMS	32.3	-20.9	48.81	54	-5.19	-	-	87	398	V

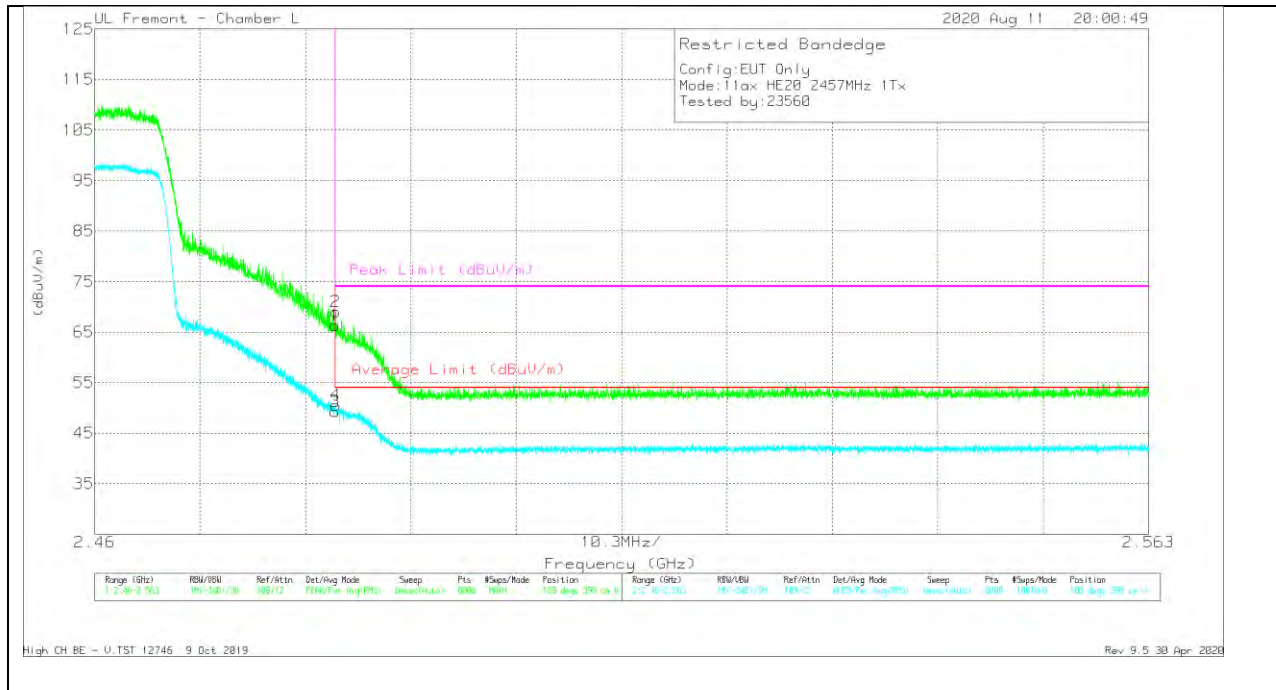
BANDEDGE (HIGH CHANNEL, CH 10)

HORIZONTAL RESULT



Marker	Frequency (GHz)	Meter Reading (dBuV)	Det	AF 344 (dB/m)	Amp/Cbl/Fitr/Pa d (dB)	Corrected Reading (dBuV/m)	Average Limit (dBuV/m)	Margin (dB)	Peak Limit (dBuV/m)	PK Margin (dB)	Azimuth (Degs)	Height (cm)	Polarity
1	* 2.4835	47.19	Pk	32.3	-12.9	66.59	-	-	74	-7.41	231	104	H
2	* 2.48386	49.31	Pk	32.3	-12.9	68.71	-	-	74	-5.29	231	104	H
3	* 2.4835	30.19	RMS	32.3	-12.9	49.59	54	-4.41	-	-	231	104	H
4	* 2.48355	31.7	RMS	32.3	-12.9	51.1	54	-2.9	-	-	231	104	H

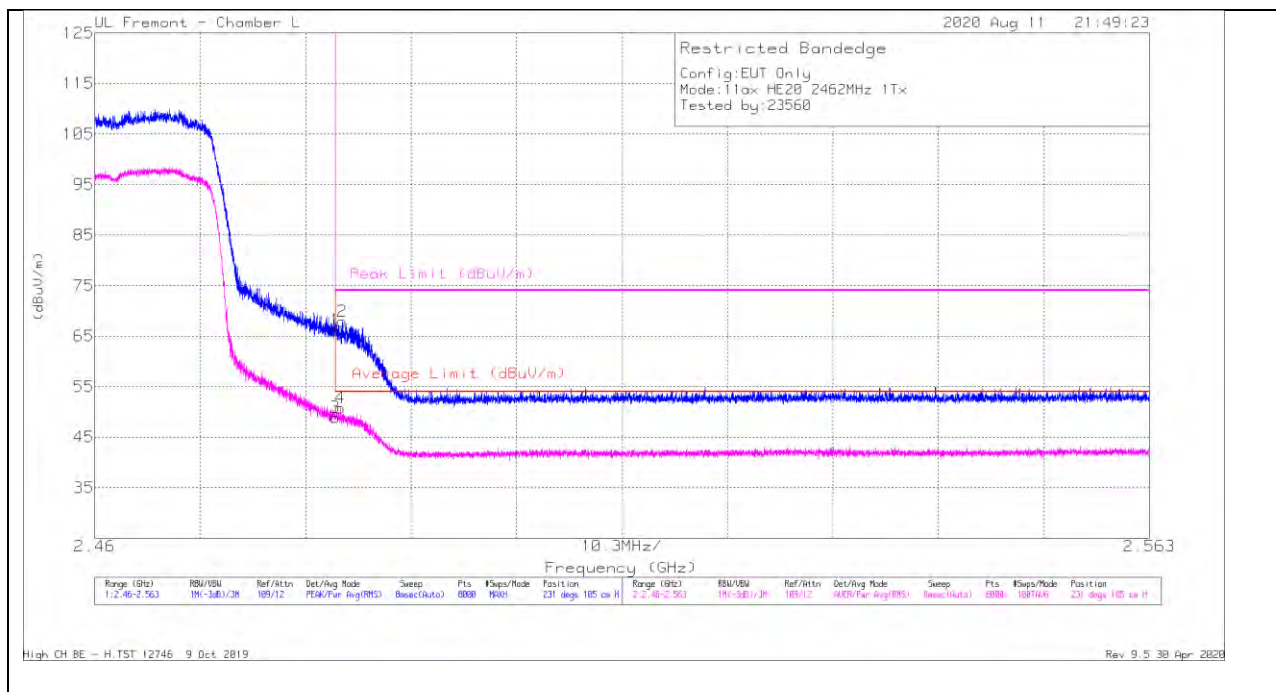
VERTICAL RESULT



Marker	Frequency (GHz)	Meter Reading (dBuV)	Det	AF 344 (dB/m)	Amp/Cbll/Filtr/Pad (dB)	Corrected Reading (dBuV/m)	Average Limit (dBuV/m)	Margin (dB)	Peak Limit (dBuV/m)	PK Margin (dB)	Azimuth (Degs)	Height (cm)	Polarity
1	* 2.4835	46.86	Pk	32.3	-12.9	66.26	-	-	74	-7.74	188	398	V
2	* 2.48356	49.63	Pk	32.3	-12.9	69.03	-	-	74	-4.97	188	398	V
3	* 2.4835	29.89	RMS	32.3	-12.9	49.29	54	-4.71	-	-	188	398	V
4	* 2.48356	31.18	RMS	32.3	-12.9	50.58	54	-3.42	-	-	188	398	V

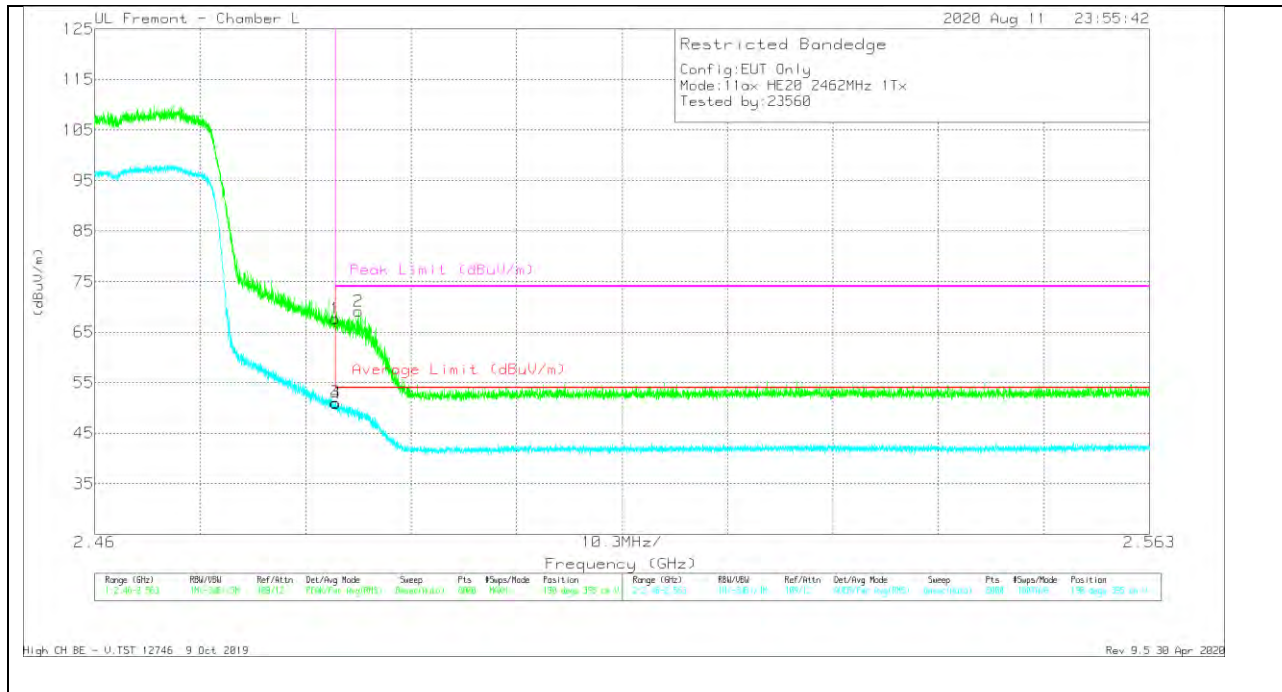
BANDEDGE (HIGH CHANNEL, CH 11)

HORIZONTAL RESULT



Marker	Frequency (GHz)	Meter Reading (dBuV)	Det	AF 344 (dB/m)	Amp/Cbl/Fitr/Pa d (dB)	Corrected Reading (dBuV/m)	Average Limit (dBuV/m)	Margin (dB)	Peak Limit (dBuV/m)	PK Margin (dB)	Azimuth (Degs)	Height (cm)	Polarity
1	* 2.4835	46.75	Pk	32.3	-12.9	66.15	-	-	74	-7.85	231	105	H
2	* 2.4842	48.54	Pk	32.3	-12.9	67.94	-	-	74	-6.06	231	105	H
3	* 2.4835	29.53	RMS	32.3	-12.9	48.93	54	-5.07	-	-	231	105	H
4	* 2.48399	31.34	RMS	32.3	-12.9	50.74	54	-3.26	-	-	231	105	H

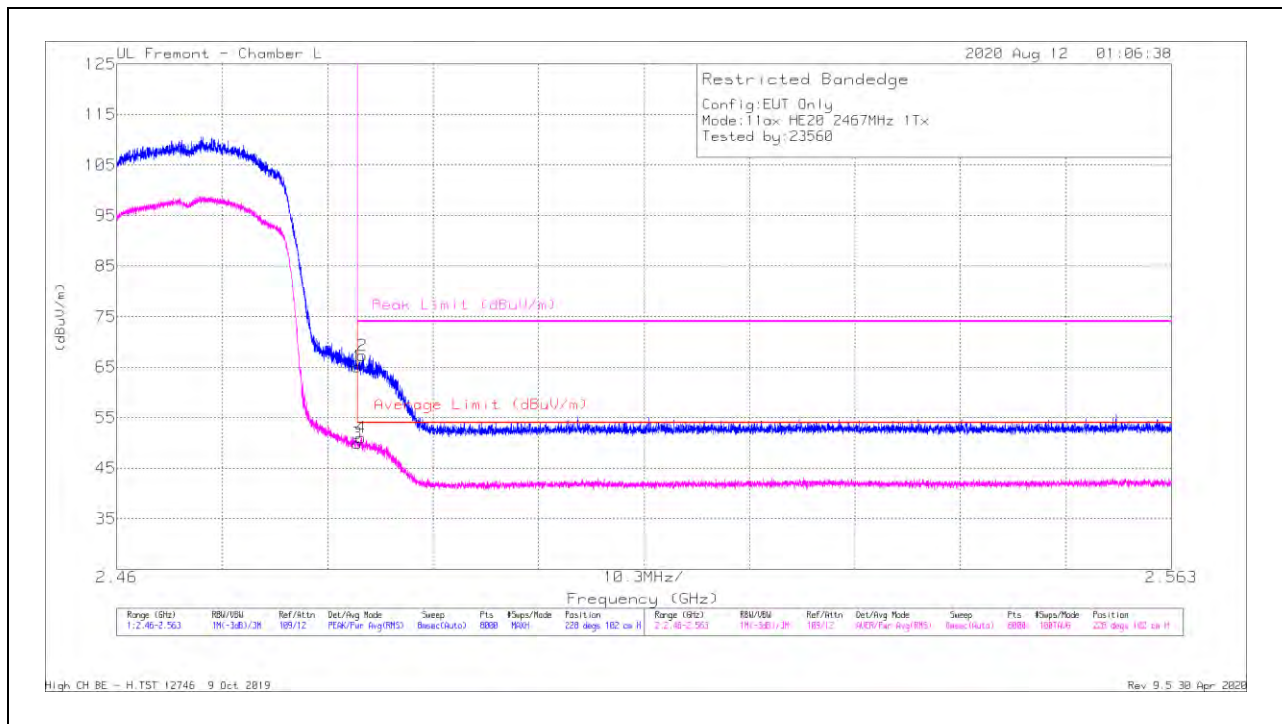
VERTICAL RESULT



Marker	Frequency (GHz)	Meter Reading (dBuV)	Det	AF 344 (dB/m)	Amp/Cbll/Filtr/Pad (dB)	Corrected Reading (dBuV/m)	Average Limit (dBuV/m)	Margin (dB)	Peak Limit (dBuV/m)	PK Margin (dB)	Azimuth (Degs)	Height (cm)	Polarity
1	* 2.4835	48.29	Pk	32.3	-12.9	67.69	-	-	74	-6.31	190	395	V
2	* 2.48577	49.77	Pk	32.3	-12.9	69.17	-	-	74	-4.83	190	395	V
3	* 2.4835	31.7	RMS	32.3	-12.9	51.1	54	-2.9	-	-	190	395	V
4	* 2.48354	31.57	RMS	32.3	-12.9	50.97	54	-3.03	-	-	190	395	V

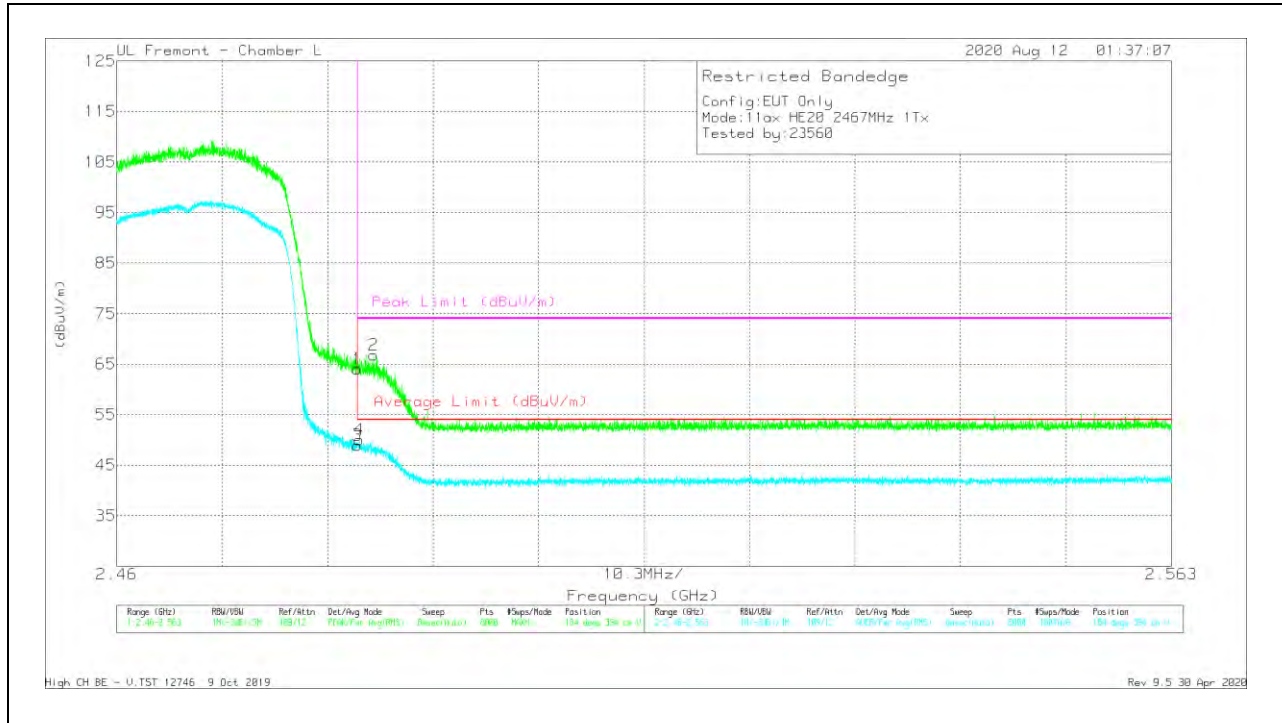
BANDEDGE (HIGH CHANNEL, CH 12)

HORIZONTAL RESULT



Marker	Frequency (GHz)	Meter Reading (dBuV)	Det	AF 344 (dB/m)	Amp/Cbl/Ftr/Par d (dB)	Corrected Reading (dBuV/m)	Average Limit (dBuV/m)	Margin (dB)	Peak Limit (dBuV/m)	PK Margin (dB)	Azimuth (Degs)	Height (cm)	Polarity
1	* 2.4835	45.73	Pk	32.3	-12.9	65.13	-	-	74	-8.87	228	102	H
2	* 2.48396	47.95	Pk	32.3	-12.9	67.35	-	-	74	-6.65	228	102	H
3	* 2.4835	30.49	RMS	32.3	-12.9	49.89	54	-4.11	-	-	228	102	H
4	* 2.48389	31.65	RMS	32.3	-12.9	51.05	54	-2.95	-	-	228	102	H

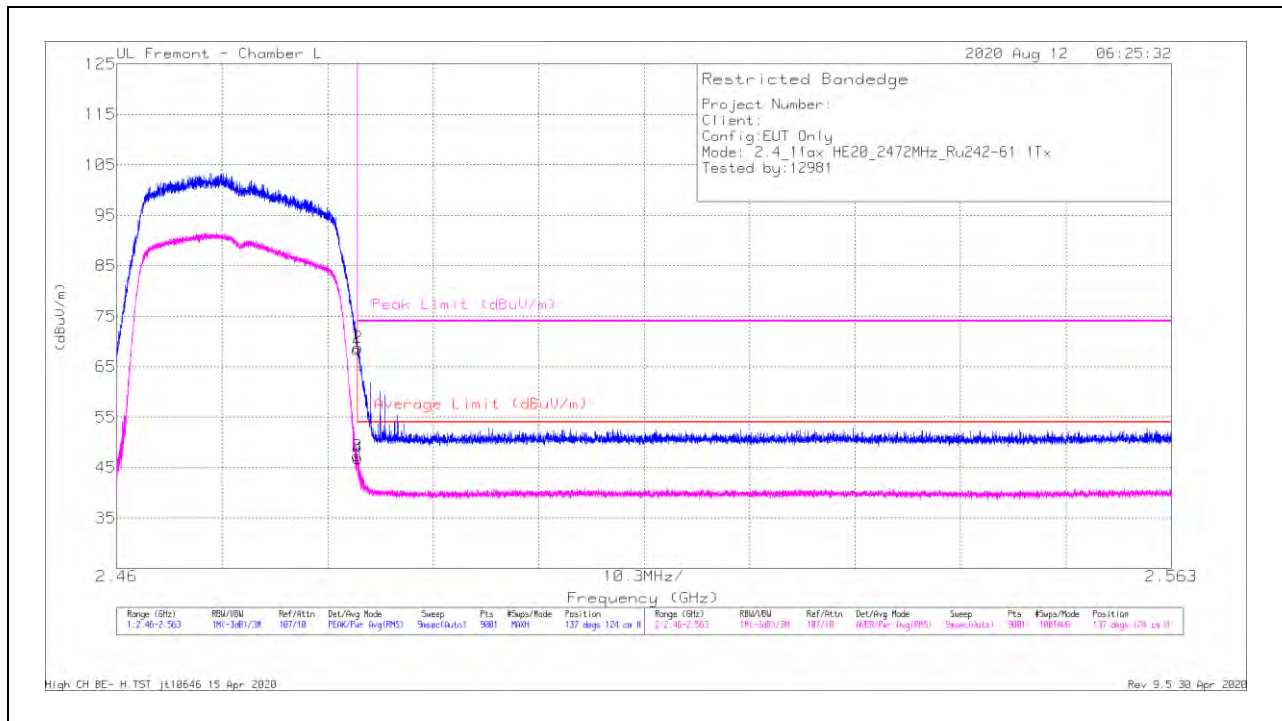
VERTICAL RESULT



Marker	Frequency (GHz)	Meter Reading (dBuV)	Det	AF 344 (dB/m)	Amp/Cbl/Fitr/Pad (dB)	Corrected Reading (dBuV/m)	Average Limit (dBuV/m)	Margin (dB)	Peak Limit (dBuV/m)	PK Margin (dB)	Azimuth (Degs)	Height (cm)	Polarity
1	* 2.4835	44.64	Pk	32.3	-12.9	64.04	-	-	74	-9.96	184	394	V
2	* 2.4851	47.46	Pk	32.3	-12.9	66.86	-	-	74	-7.14	184	394	V
3	* 2.4835	29.52	RMS	32.3	-12.9	48.92	54	-5.08	-	-	184	394	V
4	* 2.48367	30.68	RMS	32.3	-12.9	50.08	54	-3.92	-	-	184	394	V

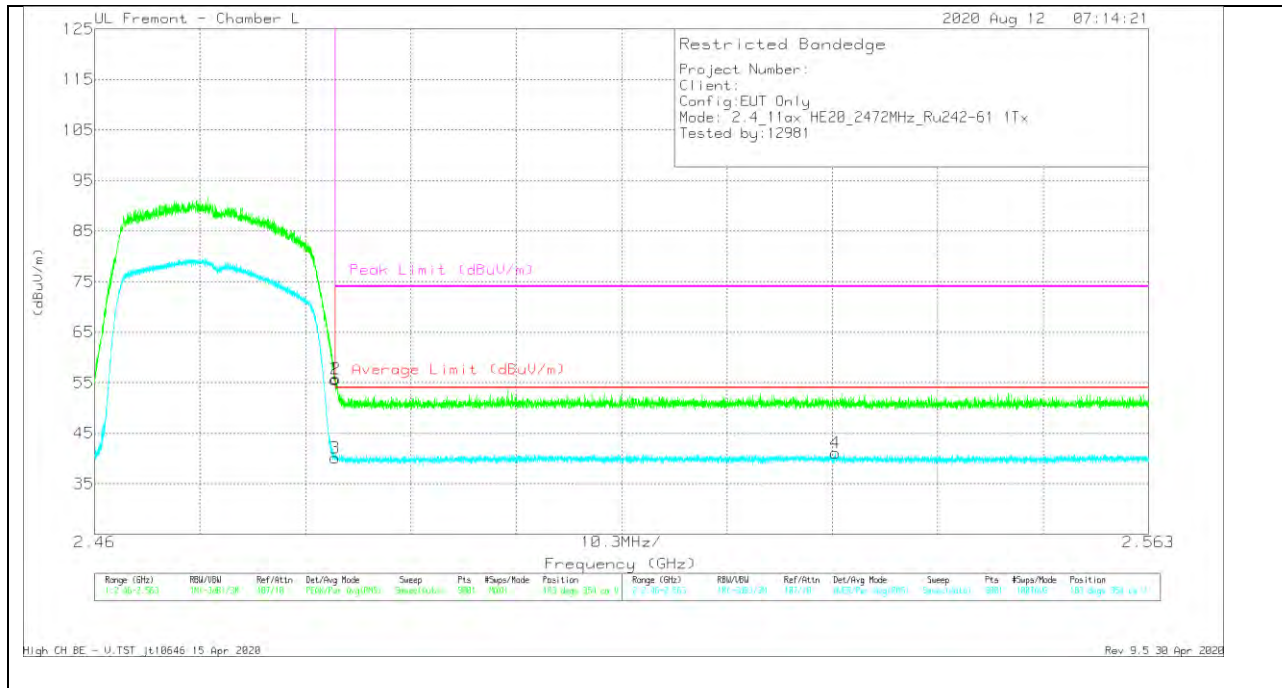
BANDEDGE (HIGH CHANNEL, CH 13)

HORIZONTAL RESULT



Marker	Frequency (GHz)	Meter Reading (dBuV)	Det	AF 344 (dB/m)	Amp/Cbl/Fitr/Pa d (dB)	Corrected Reading (dBuV/m)	Average Limit (dBuV/m)	Margin (dB)	Peak Limit (dBuV/m)	PK Margin (dB)	Azimuth (Degs)	Height (cm)	Polarity
1	* 2.48351	57.05	Pk	32.3	-20.9	68.45	-	-	74	-5.55	137	124	H
2	* 2.48355	57.44	Pk	32.3	-20.9	68.84	-	-	74	-5.16	137	124	H
3	* 2.48351	35.86	RMS	32.3	-20.9	47.26	54	-6.74	-	-	137	124	H
4	* 2.48353	35.38	RMS	32.3	-20.9	46.78	54	-7.22	-	-	137	124	H

VERTICAL RESULT

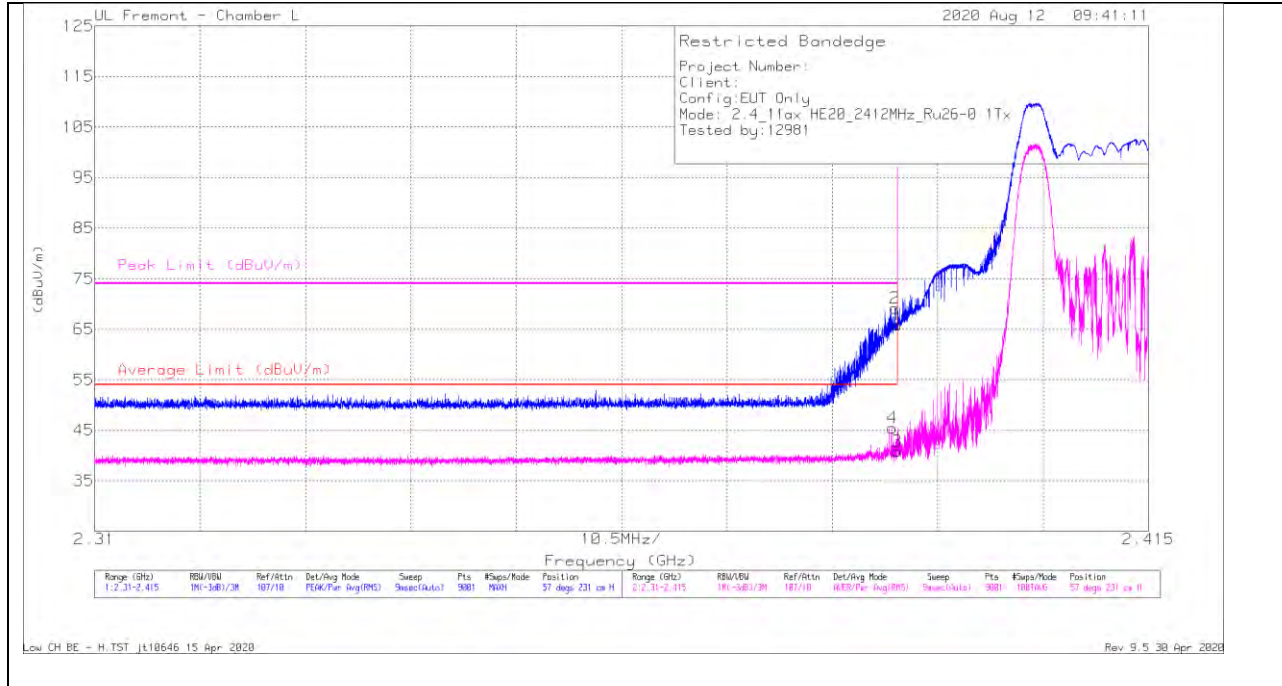


Marker	Frequency (GHz)	Meter Reading (dBuV)	Det	AF 344 (dB/m)	Amp/Cb/Filtr/Pa d (dB)	Corrected Reading (dBuV/m)	Average Limit (dBuV/m)	Margin (dB)	Peak Limit (dBuV/m)	PK Margin (dB)	Azimuth (Degs)	Height (cm)	Polarity
1	*2.48351	44.26	Pk	32.3	-20.9	55.66	-	-	74	-18.34	183	354	V
2	*2.48354	44.4	Pk	32.3	-20.9	55.8	-	-	74	-18.2	183	354	V
3	*2.48351	28.71	RMS	32.3	-20.9	40.11	54	-13.89	-	-	183	354	V
4	2.53241	29.65	RMS	32.3	-20.9	41.05	54	-12.95	-	-	183	354	V

ANT 3: 26-Tone, RU Index 0

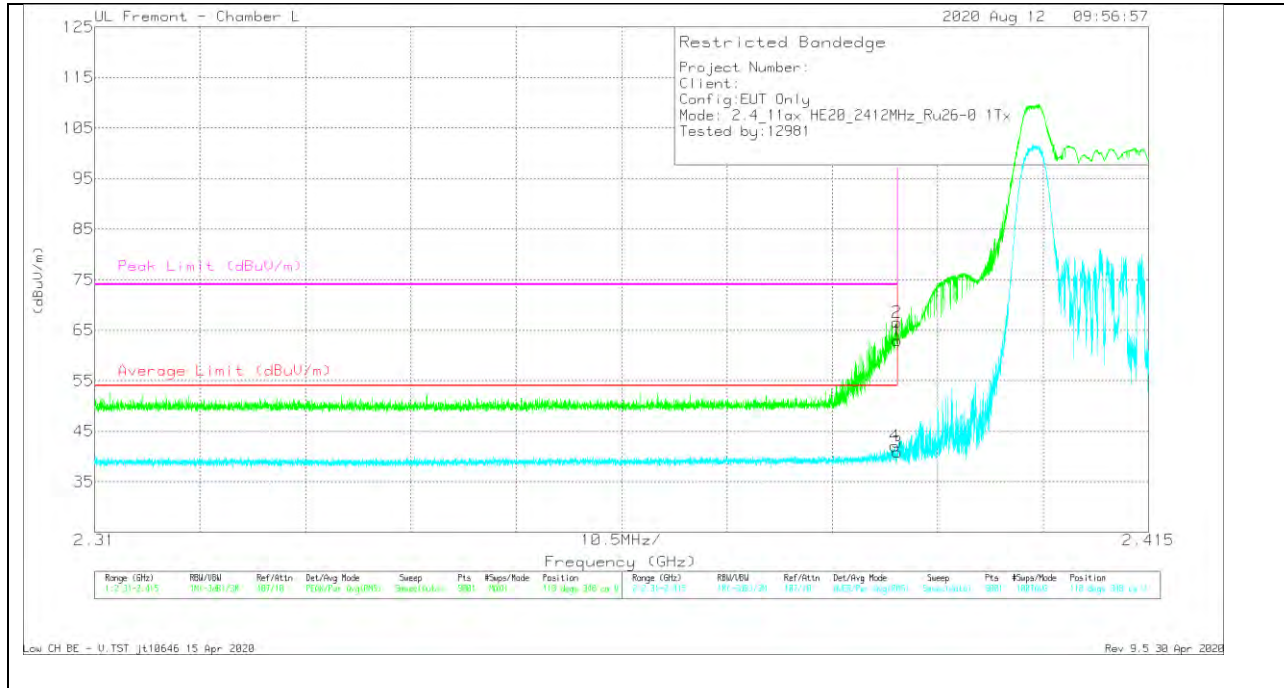
BANDEDGE (LOW CHANNEL, CH 1)

HORIZONTAL RESULT



Marker	Frequency (GHz)	Meter Reading (dBuV)	Det	AF 344 (dB/m)	Amp/Cbl/Fitr/Pa d (dB)	Corrected Reading (dBuV/m)	Average Limit (dBuV/m)	Margin (dB)	Peak Limit (dBuV/m)	PK Margin (dB)	Azimuth (Degs)	Height (cm)	Polarity
1	* 2.38999	55.07	Pk	31.9	-21.1	65.87	-	-	74	-8.13	57	231	H
2	* 2.38971	58.38	Pk	31.9	-21.1	69.18	-	-	74	-4.82	57	231	H
3	* 2.38999	30.05	RMS	31.9	-21.1	40.85	54	-13.15	-	-	57	231	H
4	* 2.38949	34.7	RMS	31.9	-21.1	45.5	54	-8.5	-	-	57	231	H

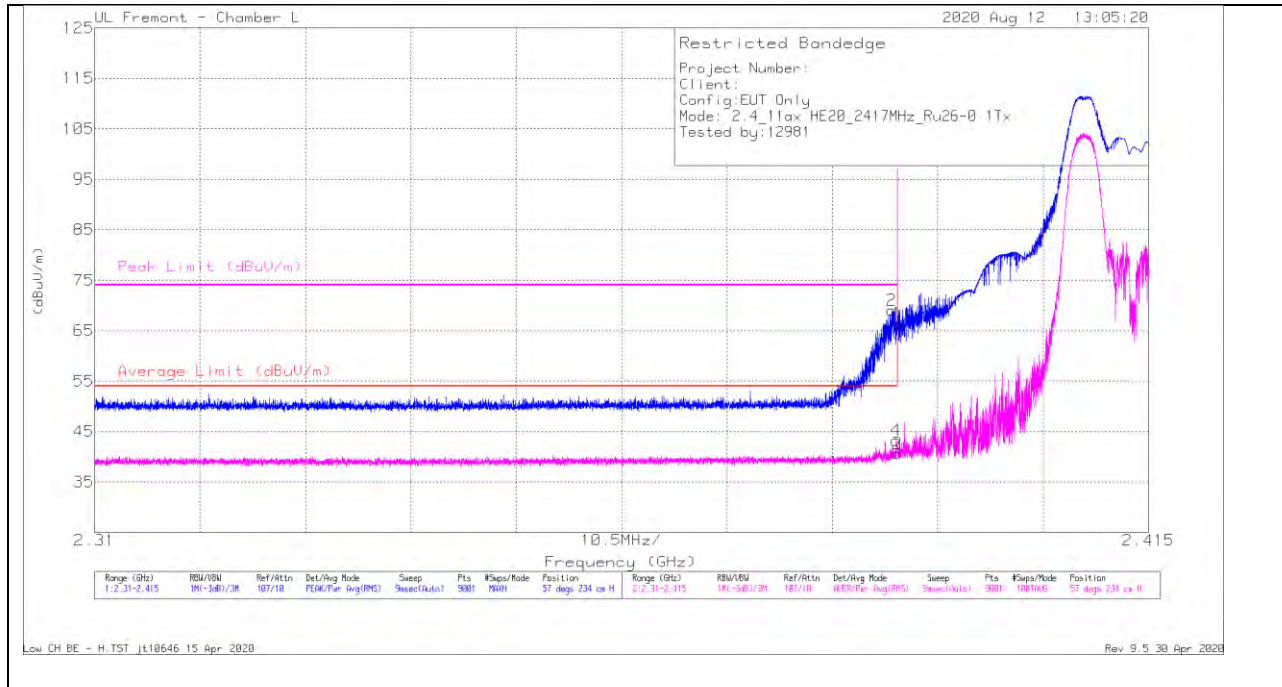
VERTICAL RESULT



Marker	Frequency (GHz)	Meter Reading (dBuV)	Det	AF 344 (dB/m)	Amp/Cb/Filtr/Pa d (dB)	Corrected Reading (dBuV/m)	Average Limit (dBuV/m)	Margin (dB)	Peak Limit (dBuV/m)	PK Margin (dB)	Azimuth (Degs)	Height (cm)	Polarity
1	*2.38999	52.18	Pk	31.9	-21.1	62.98	-	-	74	-11.02	118	348	V
2	*2.38992	55.79	Pk	31.9	-21.1	66.59	-	-	74	-7.41	118	348	V
3	*2.38999	30.04	RMS	31.9	-21.1	40.84	54	-13.16	-	-	118	348	V
4	*2.38974	31.32	RMS	31.9	-21.1	42.12	54	-11.88	-	-	118	348	V

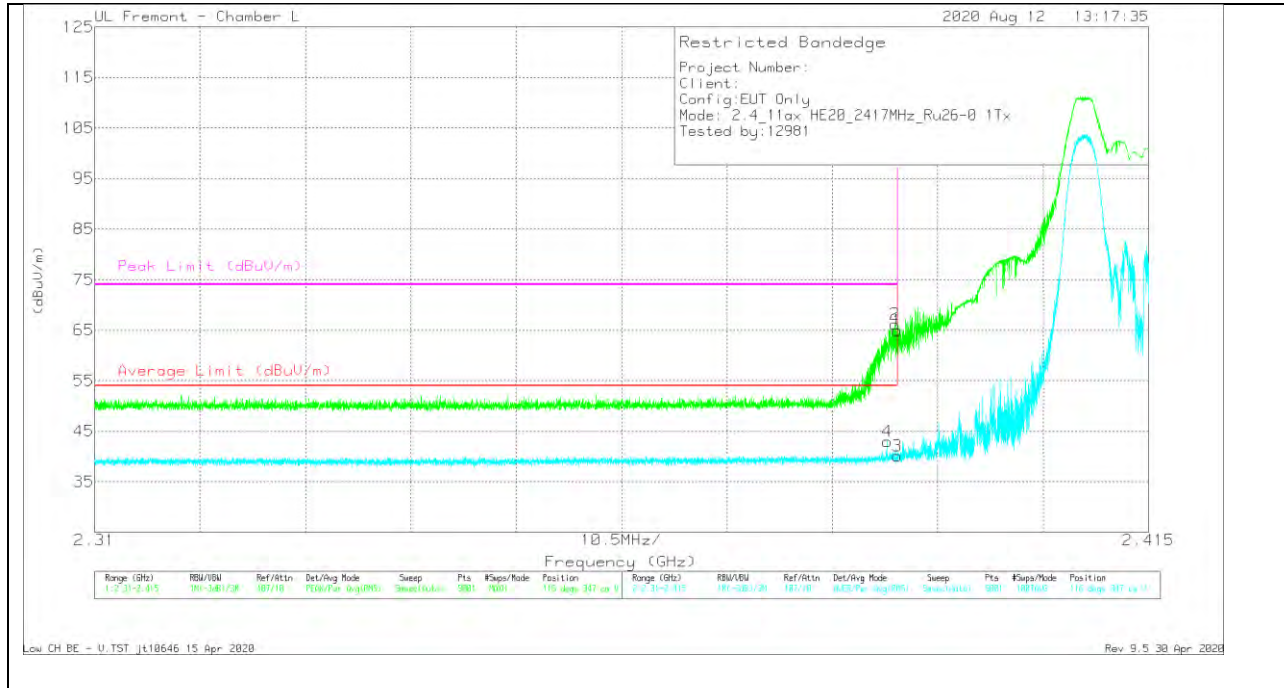
BANDEDGE (LOW CHANNEL, CH 2)

HORIZONTAL RESULT



Marker	Frequency (GHz)	Meter Reading (dBuV)	Det	AF 344 (dB/m)	Amp/Cbl/Fitr/Pad (dB)	Corrected Reading (dBuV/m)	Average Limit (dBuV/m)	Margin (dB)	Peak Limit (dBuV/m)	PK Margin (dB)	Azimuth (Degs)	Height (cm)	Polarity
1	* 2.38999	55.62	Pk	31.9	-21.1	66.42	-	-	74	-7.58	57	234	H
2	* 2.38944	58.22	Pk	31.9	-21.1	69.02	-	-	74	-4.98	57	234	H
3	* 2.38999	29.8	RMS	31.9	-21.1	40.6	54	-13.4	-	-	57	234	H
4	* 2.38985	32.4	RMS	31.9	-21.1	43.2	54	-10.8	-	-	57	234	H

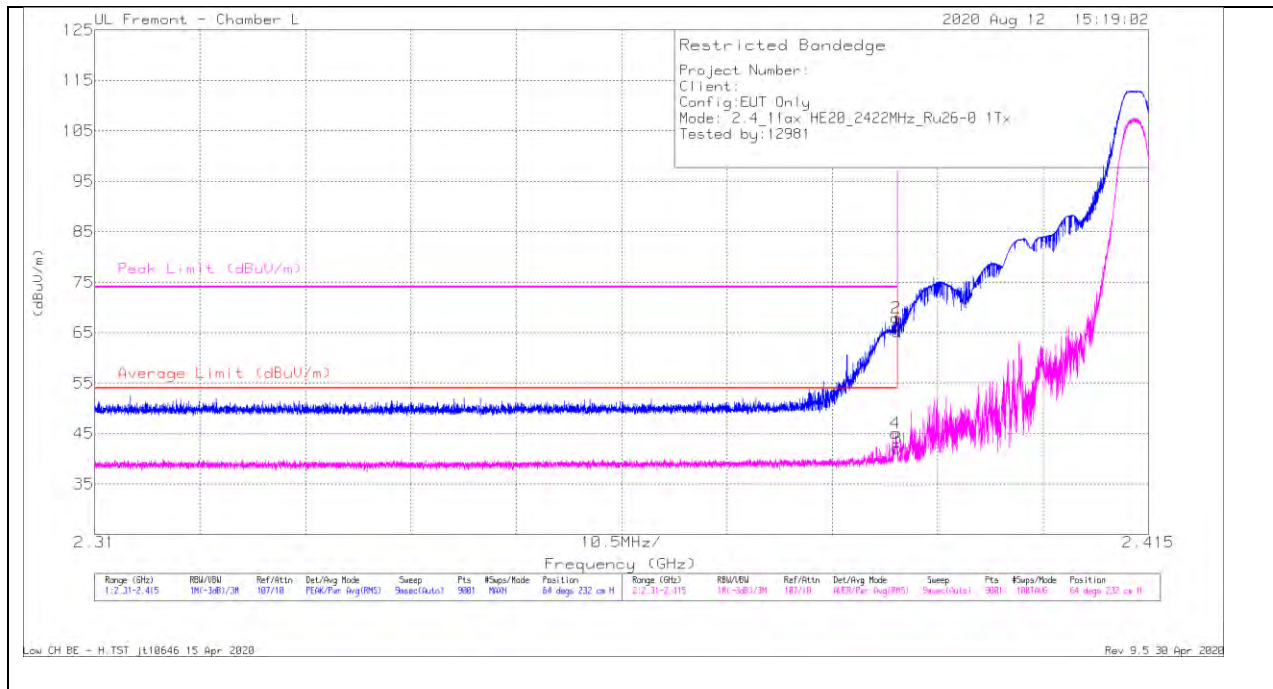
VERTICAL RESULT



Marker	Frequency (GHz)	Meter Reading (dBuV)	Det	AF 344 (dB/m)	Amp/Cb/Filtr/Pa d (dB)	Corrected Reading (dBuV/m)	Average Limit (dBuV/m)	Margin (dB)	Peak Limit (dBuV/m)	PK Margin (dB)	Azimuth (Degs)	Height (cm)	Polarity
1	*2.38999	54.14	Pk	31.9	-21.1	64.94	-	-	74	-9.06	116	347	V
2	*2.38974	55.35	Pk	31.9	-21.1	66.15	-	-	74	-7.85	116	347	V
3	*2.38999	29.36	RMS	31.9	-21.1	40.16	54	-13.84	-	-	116	347	V
4	*2.38897	32.11	RMS	31.9	-21.1	42.91	54	-11.09	-	-	116	347	V

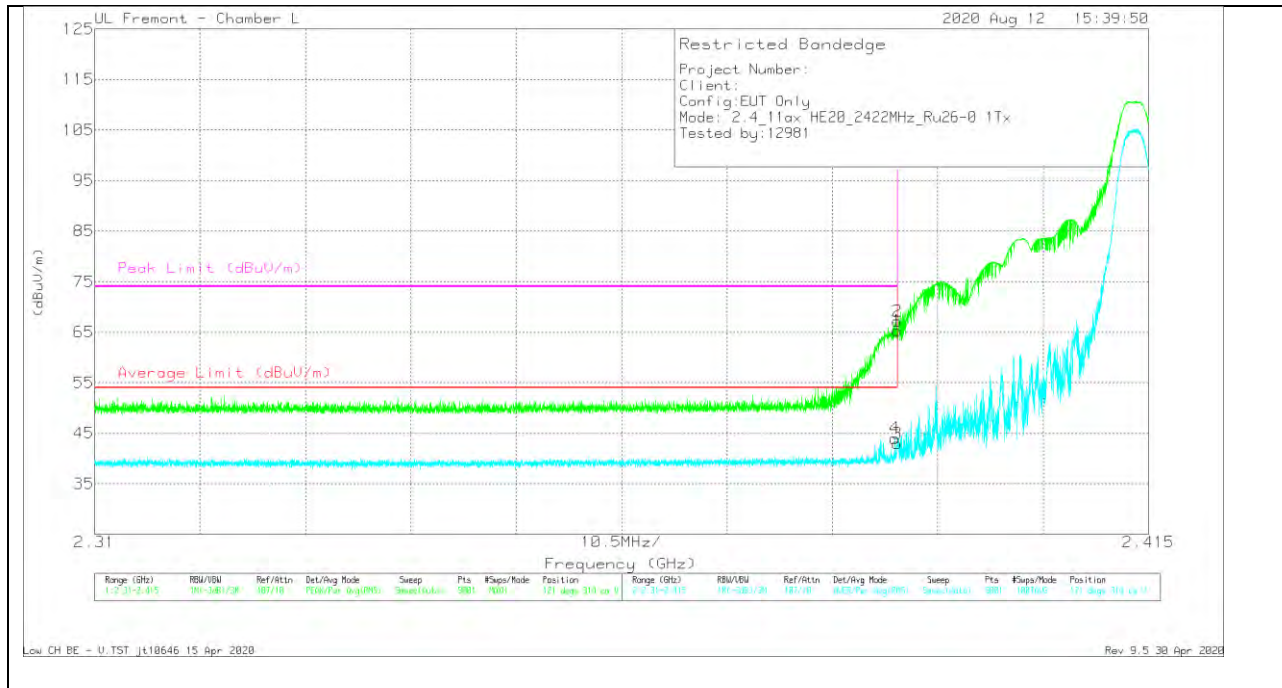
BANDEDGE (LOW CHANNEL, CH 3)

HORIZONTAL RESULT



Marker	Frequency (GHz)	Meter Reading (dBuV)	Det	AF 344 (dB/m)	Amp/Cb/Fitr/Pa d (dB)	Corrected Reading (dBuV/m)	Average Limit (dBuV/m)	Margin (dB)	Peak Limit (dBuV/m)	PK Margin (dB)	Azimuth (Degs)	Height (cm)	Polarity
1	* 2.38999	54.41	Pk	31.9	-21.1	65.21	-	-	74	-8.79	64	232	H
2	* 2.38987	57.15	Pk	31.9	-21.1	67.95	-	-	74	-6.05	64	232	H
3	* 2.38999	31.34	RMS	31.9	-21.1	42.14	54	-11.86	-	-	64	232	H
4	* 2.38978	34.29	RMS	31.9	-21.1	45.09	54	-8.91	-	-	64	232	H

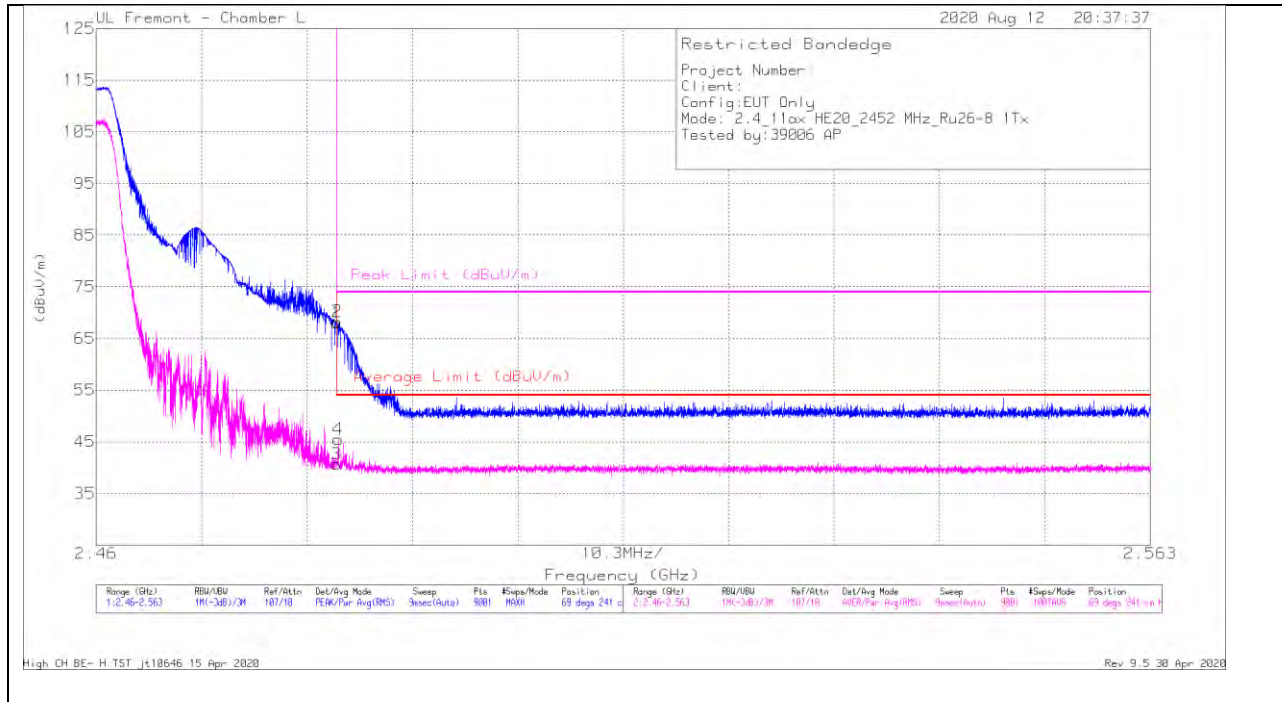
VERTICAL RESULT



Marker	Frequency (GHz)	Meter Reading (dBuV)	Det	AF 344 (dB/m)	Amp/Cb/Filtr/Pa d (dB)	Corrected Reading (dBuV/m)	Average Limit (dBuV/m)	Margin (dB)	Peak Limit (dBuV/m)	PK Margin (dB)	Azimuth (Degs)	Height (cm)	Polarity
1	*2.38999	54.52	Pk	31.9	-21.1	65.32	-	-	74	-8.68	121	314	V
2	*2.38997	56.39	Pk	31.9	-21.1	67.19	-	-	74	-6.81	121	314	V
3	*2.38999	32.22	RMS	31.9	-21.1	43.02	54	-10.98	-	-	121	314	V
4	*2.38972	33.22	RMS	31.9	-21.1	44.02	54	-9.98	-	-	121	314	V

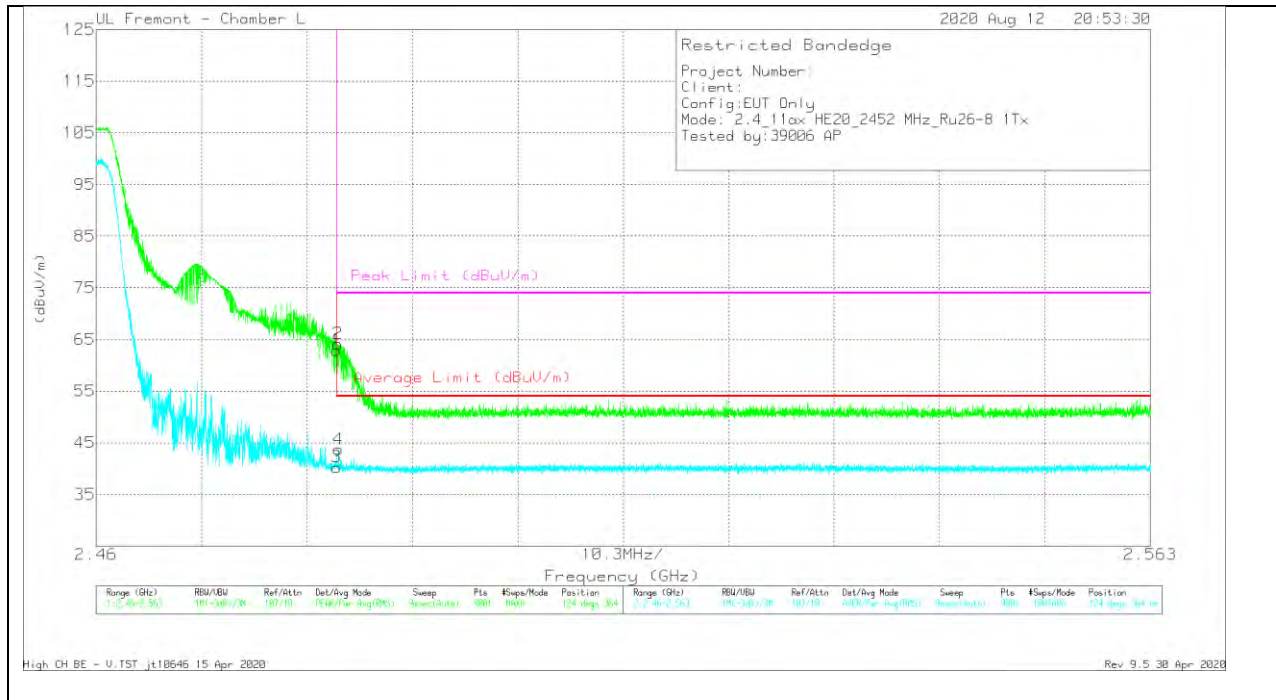
BANDEDGE (HIGH CHANNEL, CH 9)

HORIZONTAL RESULT



Marker	Frequency (GHz)	Meter Reading (dBuV)	Det	AF 344 (dB/m)	Amp/Cb/Fitr/Par d (dB)	Corrected Reading (dBuV/m)	Average Limit (dBuV/m)	Margin (dB)	Peak Limit (dBuV/m)	PK Margin (dB)	Azimuth (Degs)	Height (cm)	Polarity
1	*2.48351	56.63	Pk	32.3	-20.9	68.03	-	-	74	-5.97	69	241	H
2	*2.48356	56.84	Pk	32.3	-20.9	68.24	-	-	74	-5.76	69	241	H
3	*2.48351	29.28	RMS	32.3	-20.9	40.68	54	-13.32	-	-	69	241	H
4	*2.48364	34.08	RMS	32.3	-20.9	45.48	54	-8.52	-	-	69	241	H

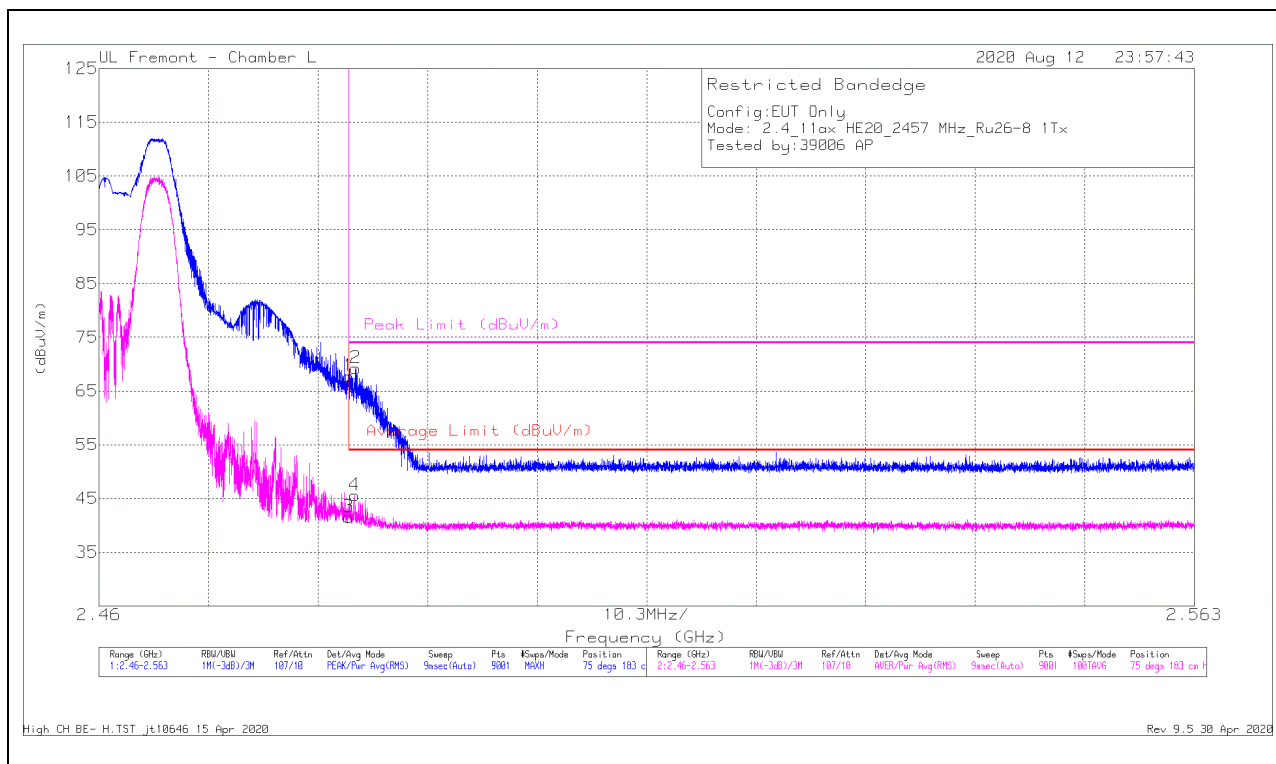
VERTICAL RESULT



Marker	Frequency (GHz)	Meter Reading (dBuV)	Det	AF 344 (dB/m)	Amp/Cbl/Fitr/Pa d (dB)	Corrected Reading (dBuV/m)	Average Limit (dBuV/m)	Margin (dB)	Peak Limit (dBuV/m)	PK Margin (dB)	Azimuth (Degs)	Height (cm)	Polarity
1	* 2.48351	51.52	Pk	32.3	-20.9	62.92	-	-	74	-11.08	124	364	V
2	* 2.4836	52.75	Pk	32.3	-20.9	64.15	-	-	74	-9.85	124	364	V
3	* 2.48351	28.87	RMS	32.3	-20.9	40.27	54	-13.73	-	-	124	364	V
4	* 2.48368	32.32	RMS	32.3	-20.9	43.72	54	-10.28	-	-	124	364	V

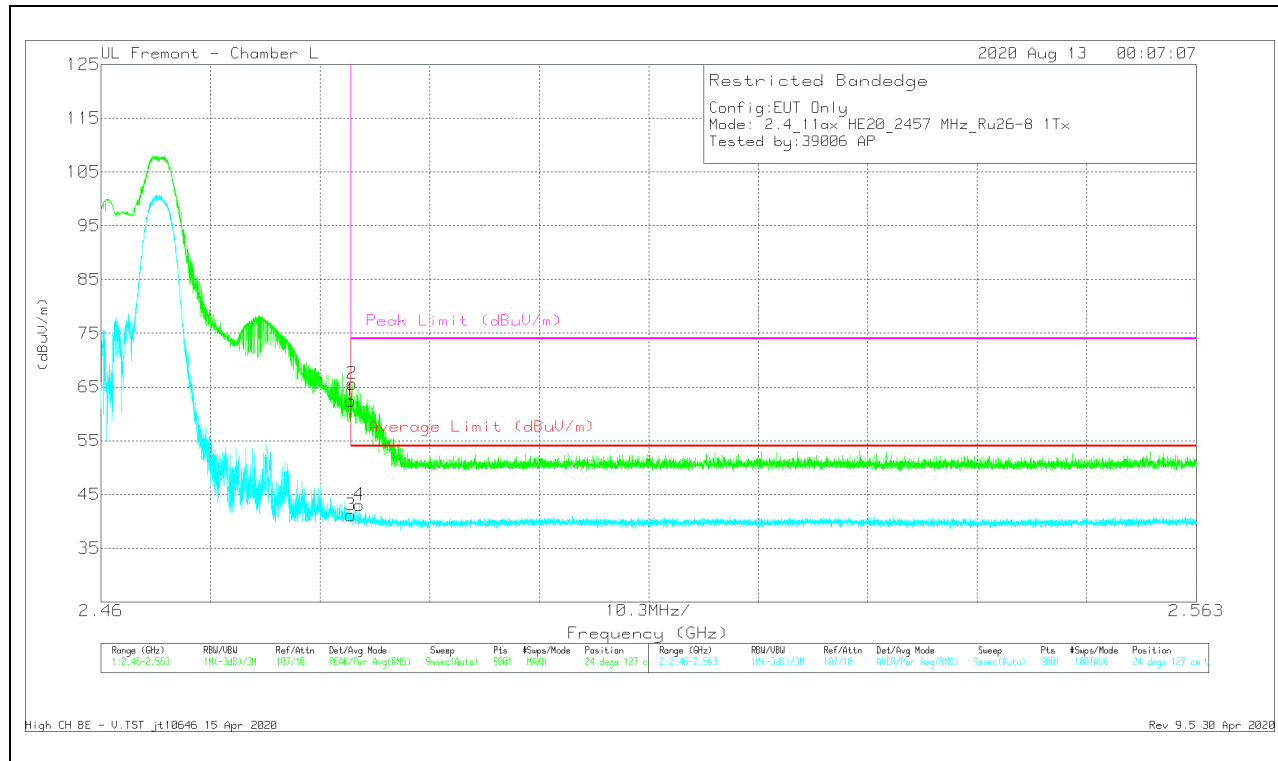
BANDEDGE (HIGH CHANNEL, CH 10)

HORIZONTAL RESULT



Marker	Frequency (GHz)	Meter Reading (dBuV)	Det	AF 344 (dB/m)	Amp/Cb/Filtr/PA d (dB)	Corrected Reading (dBuV/m)	Average Limit (dBuV/m)	Margin (dB)	Peak Limit (dBuV/m)	PK Margin (dB)	Azimuth (Degs)	Height (cm)	Polarity
1	*2.48351	56.4	Pk	32.3	-20.9	67.8	-	-	74	-6.2	75	183	H
2	*2.48414	57.85	Pk	32.3	-20.9	69.25	-	-	74	-4.75	75	183	H
3	*2.48351	30.18	RMS	32.3	-20.9	41.58	54	-12.42	-	-	75	183	H
4	*2.48406	34.2	RMS	32.3	-20.9	45.6	54	-8.4	-	-	75	183	H

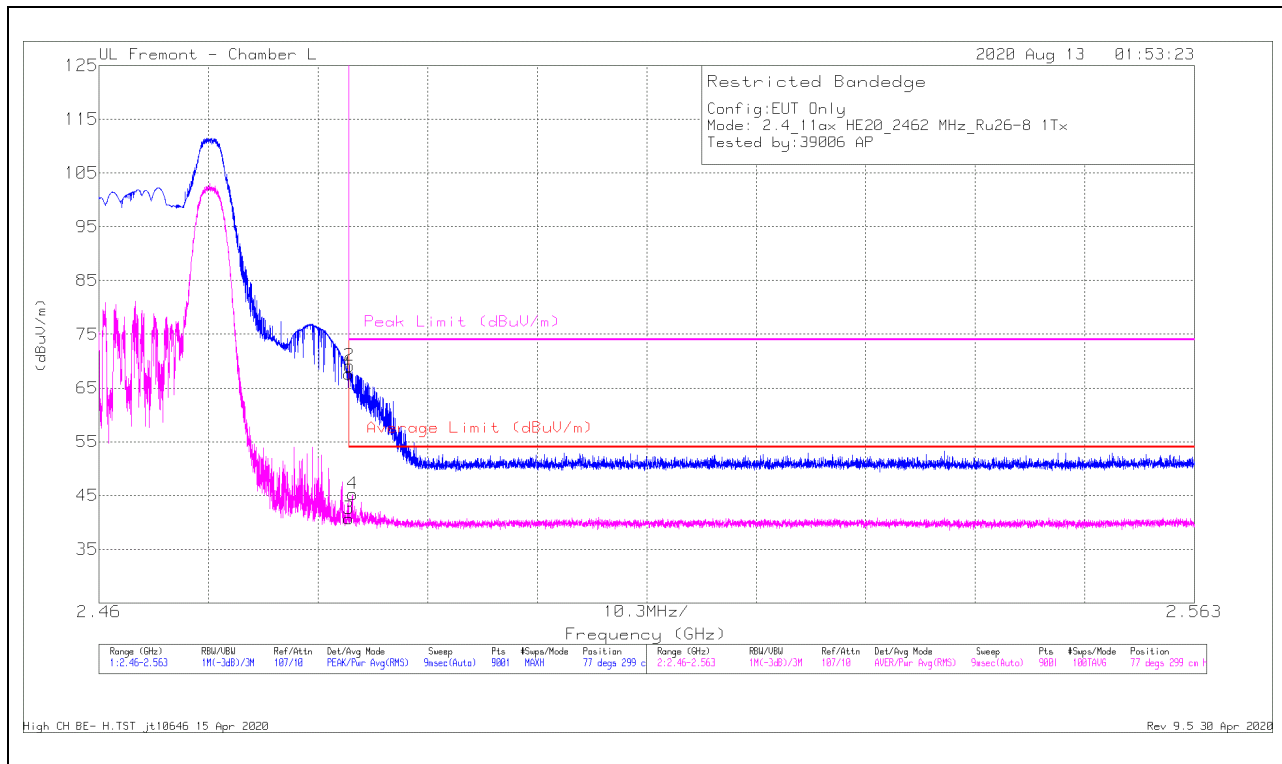
VERTICAL RESULT



Marker	Frequency (GHz)	Meter Reading (dBuV)	Det	AF 344 (dB/m)	Amp/Ch/Filt/PA d (dB)	Corrected Reading (dBuV/m)	Average Limit (dBuV/m)	Margin (dB)	Peak Limit (dBuV/m)	PK Margin (dB)	Azimuth (Dgs)	Height (cm)	Polarity
1	* 2.48351	51.05	Pk	32.3	-20.9	62.45	-	-	74	-11.55	24	127	V
2	* 2.48361	54.21	Pk	32.3	-20.9	65.61	-	-	74	-8.39	24	127	V
3	* 2.48351	29.74	RMS	32.3	-20.9	41.14	54	-12.86	-	-	24	127	V
4	* 2.4843	31.65	RMS	32.3	-20.9	43.05	54	-10.95	-	-	24	127	V

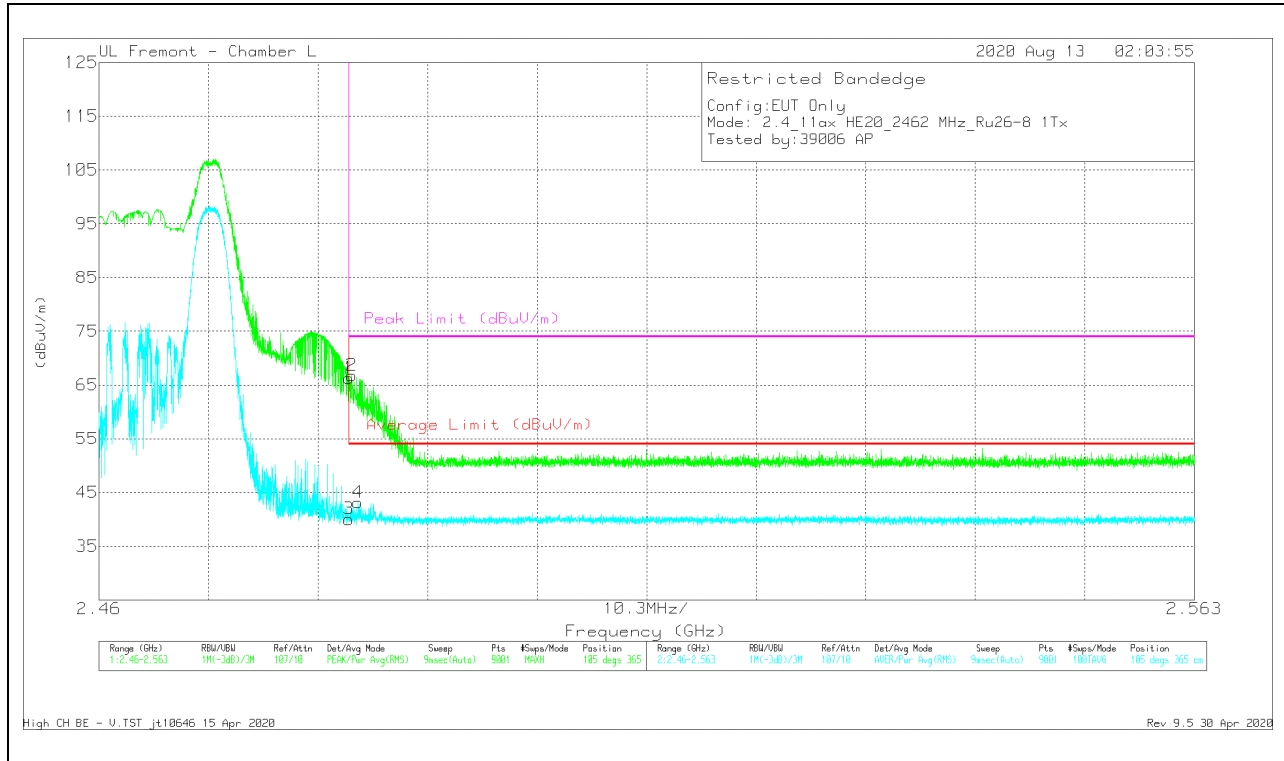
BANDEDGE (HIGH CHANNEL, CH 11)

HORIZONTAL RESULT



Marker	Frequency (GHz)	Meter Reading (dBuV)	Det	AF 344 (dB/m)	Amp/Cb/Filtr/Pa d (dB)	Corrected Reading (dBuV/m)	Average Limit (dBuV/m)	Margin (dB)	Peak Limit (dBuV/m)	PK Margin (dB)	Azimuth (Degs)	Height (cm)	Polarity
1	*2.48351	56.22	Pk	32.3	-20.9	67.62	-	-	74	-6.38	77	299	H
2	*2.48353	57.76	Pk	32.3	-20.9	69.16	-	-	74	-4.84	77	299	H
3	*2.48351	29.33	RMS	32.3	-20.9	40.73	54	-13.27	-	-	77	299	H
4	*2.48386	33.87	RMS	32.3	-20.9	45.27	54	-8.73	-	-	77	299	H

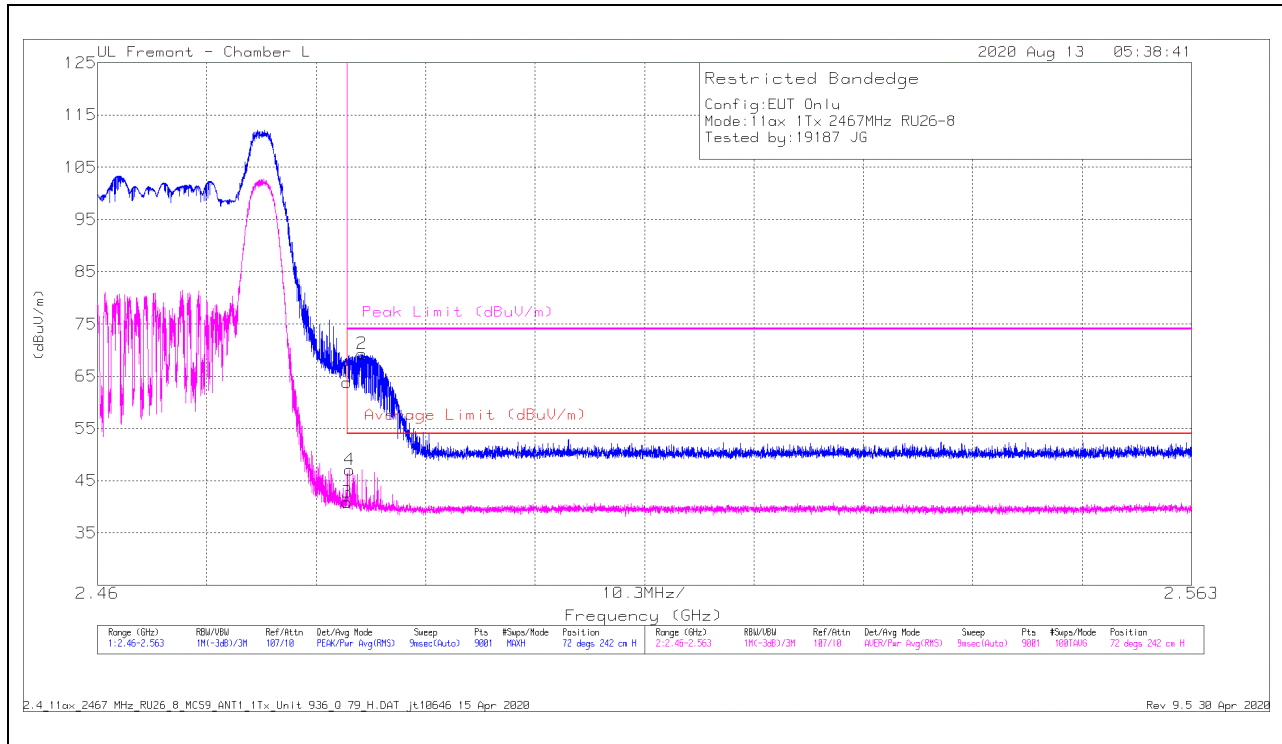
VERTICAL RESULT



Marker	Frequency (GHz)	Meter Reading (dBuV)	Det	AF 344 (dB/m)	Amp/CbW/Ftr/Pa d (dB)	Corrected Reading (dBuV/m)	Average Limit (dBuV/m)	Margin (dB)	Peak Limit (dBuV/m)	PK Margin (dB)	Azimuth (Dgs)	Height (cm)	Polarity
1	* 2.48351	54.87	Pk	32.3	-20.9	66.27	-	-	74	-7.73	105	365	V
2	* 2.48376	55.34	Pk	32.3	-20.9	66.74	-	-	74	-7.26	105	365	V
3	* 2.48351	28.63	RMS	32.3	-20.9	40.03	54	-13.97	-	-	105	365	V
4	* 2.48435	31.72	RMS	32.3	-20.9	43.12	54	-10.88	-	-	105	365	V

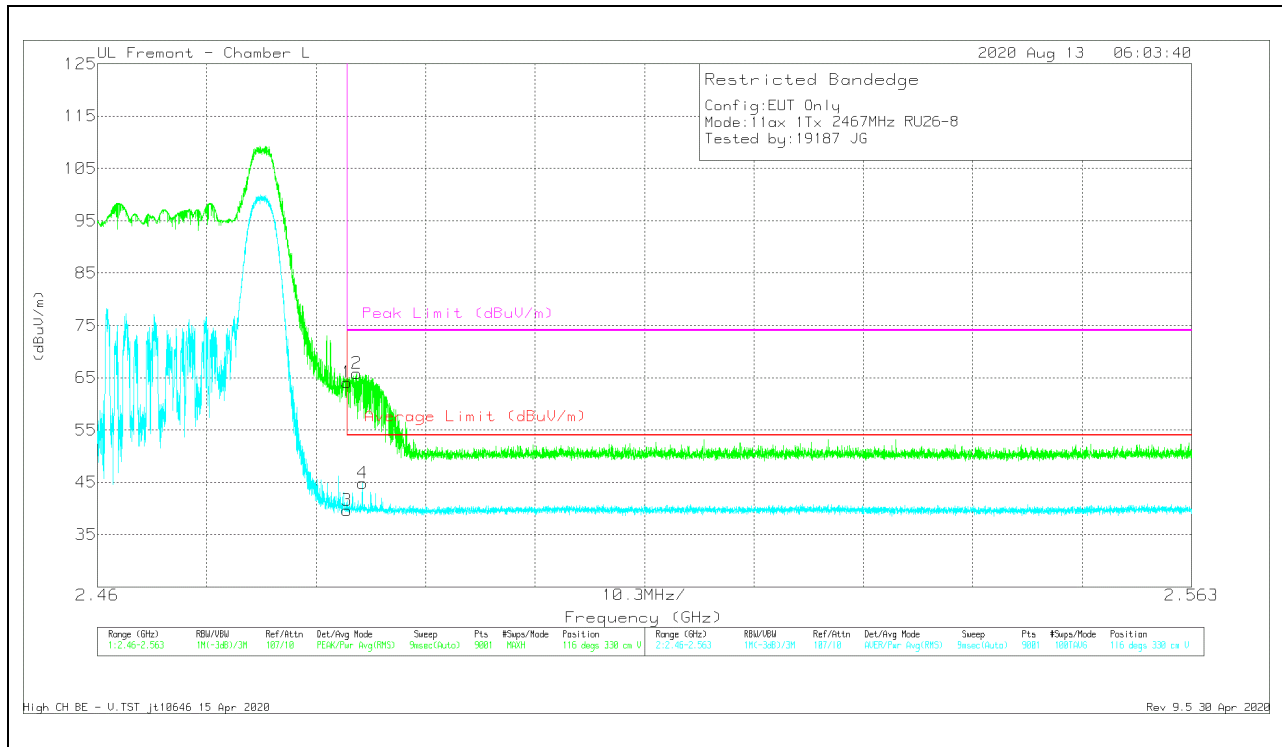
BANDEDGE (HIGH CHANNEL, CH 12)

HORIZONTAL RESULT



Marker	Frequency (GHz)	Meter Reading (dBuV)	Det	AF 344 (dB/m)	Amp/Cbl/Fitr/Pa d (dB)	Corrected Reading (dBuV/m)	Average Limit (dBuV/m)	Margin (dB)	Peak Limit (dBuV/m)	PK Margin (dB)	Azimuth (Degs)	Height (cm)	Polarity
1	* 2.48351	52.46	Pk	32.3	-20.9	63.86	-	-	74	-10.14	72	242	H
2	* 2.48491	57.92	Pk	32.3	-20.9	69.32	-	-	74	-4.68	72	242	H
3	* 2.48351	29.45	RMS	32.3	-20.9	40.85	54	-13.15	-	-	72	242	H
4	* 2.48375	35.71	RMS	32.3	-20.9	47.11	54	-6.89	-	-	72	242	H

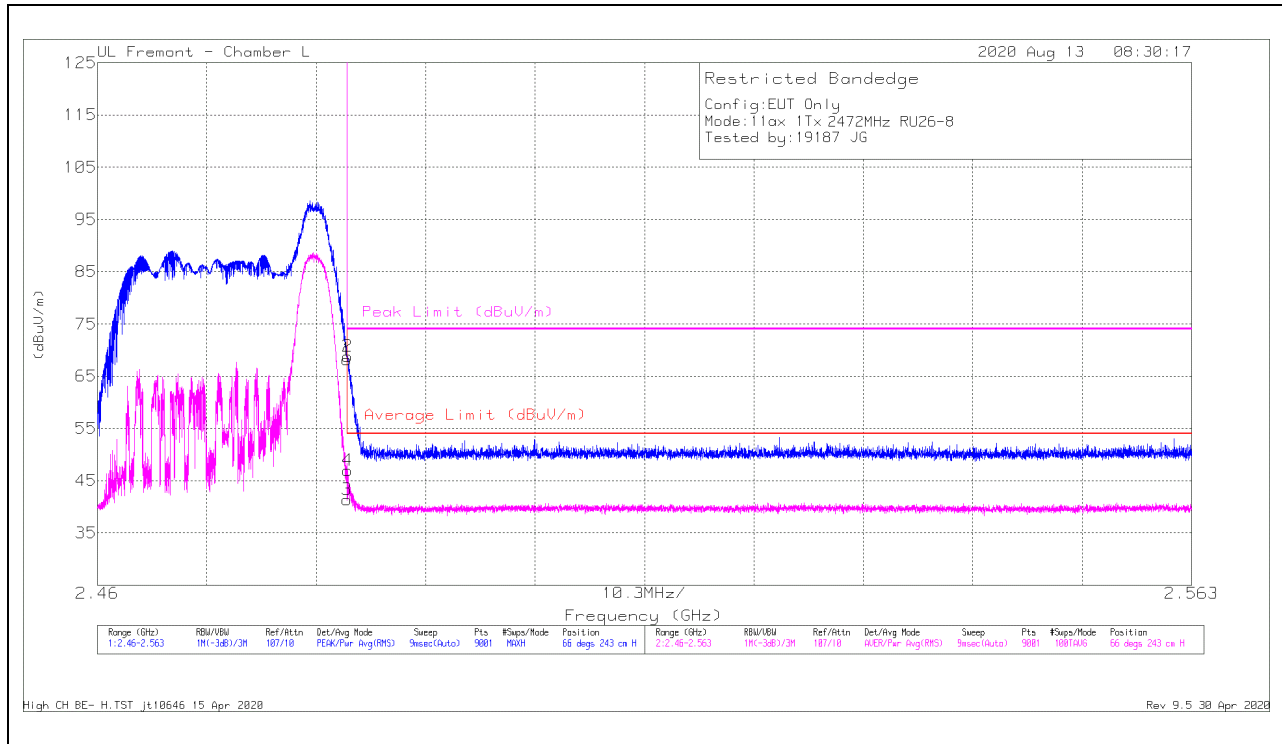
VERTICAL RESULT



Marker	Frequency (GHz)	Meter Reading (dBuV)	Det	AF 344 (dB/m)	Amp/CbW/Ftr/Pa d (dB)	Corrected Reading (dBuV/m)	Average Limit (dBuV/m)	Margin (dB)	Peak Limit (dBuV/m)	PK Margin (dB)	Azimuth (Degs)	Height (cm)	Polarity
1	* 2.48351	52.63	Pk	32.3	-20.9	64.03	-	-	74	-9.97	116	330	V
2	* 2.48442	54.36	Pk	32.3	-20.9	65.76	-	-	74	-8.24	116	330	V
3	* 2.48351	28.24	RMS	32.3	-20.9	39.64	54	-14.36	-	-	116	330	V
4	* 2.48494	33.41	RMS	32.3	-20.9	44.81	54	-9.19	-	-	116	330	V

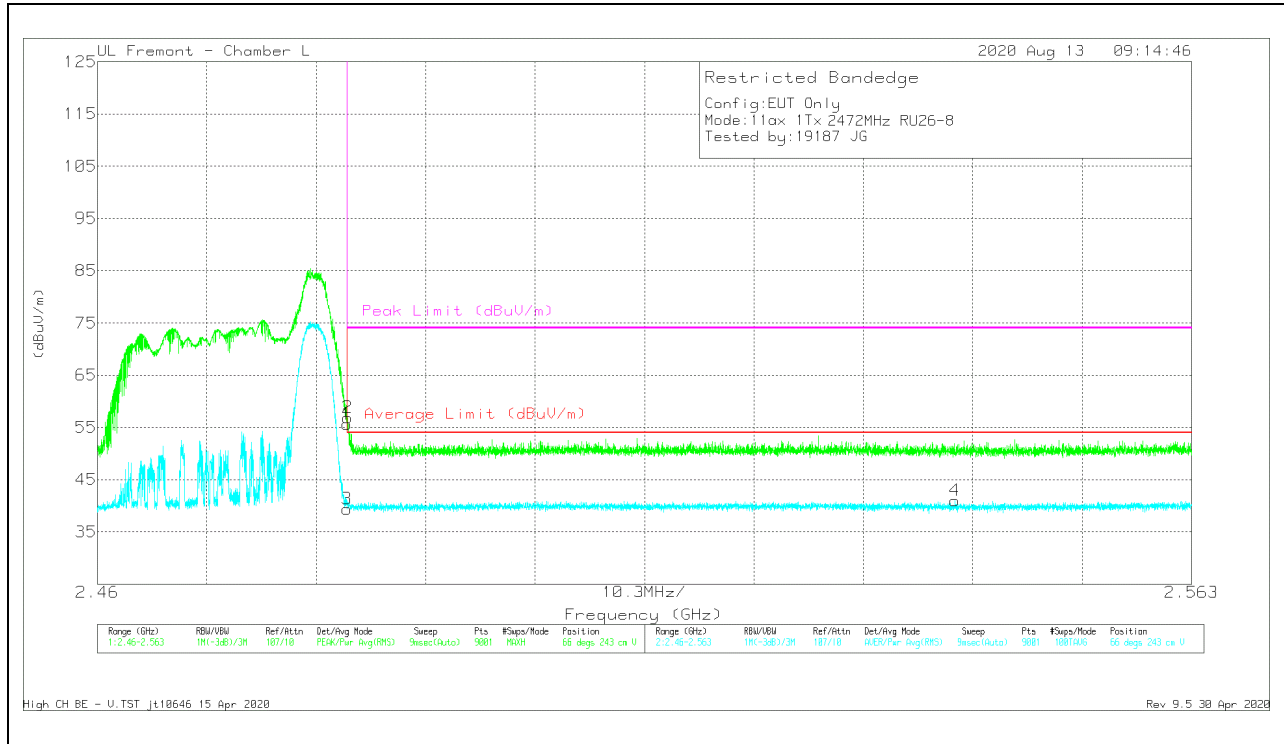
BANDEDGE (HIGH CHANNEL, CH 13)

HORIZONTAL RESULT



Marker	Frequency (GHz)	Meter Reading (dBuV)	Det	AF 344 (dB/m)	Amp/Cbl/Fitr/Pa d (dB)	Corrected Reading (dBuV/m)	Average Limit (dBuV/m)	Margin (dB)	Peak Limit (dBuV/m)	PK Margin (dB)	Azimuth (Degs)	Height (cm)	Polarity
1	* 2.48351	56.83	Pk	32.3	-20.9	68.23	-	-	74	-5.77	66	243	H
2	* 2.48354	57.38	Pk	32.3	-20.9	68.78	-	-	74	-5.22	66	243	H
3	* 2.48351	29.97	RMS	32.3	-20.9	41.37	54	-12.63	-	-	66	243	H
4	* 2.48355	35.58	RMS	32.3	-20.9	46.98	54	-7.02	-	-	66	243	H

VERTICAL RESULT

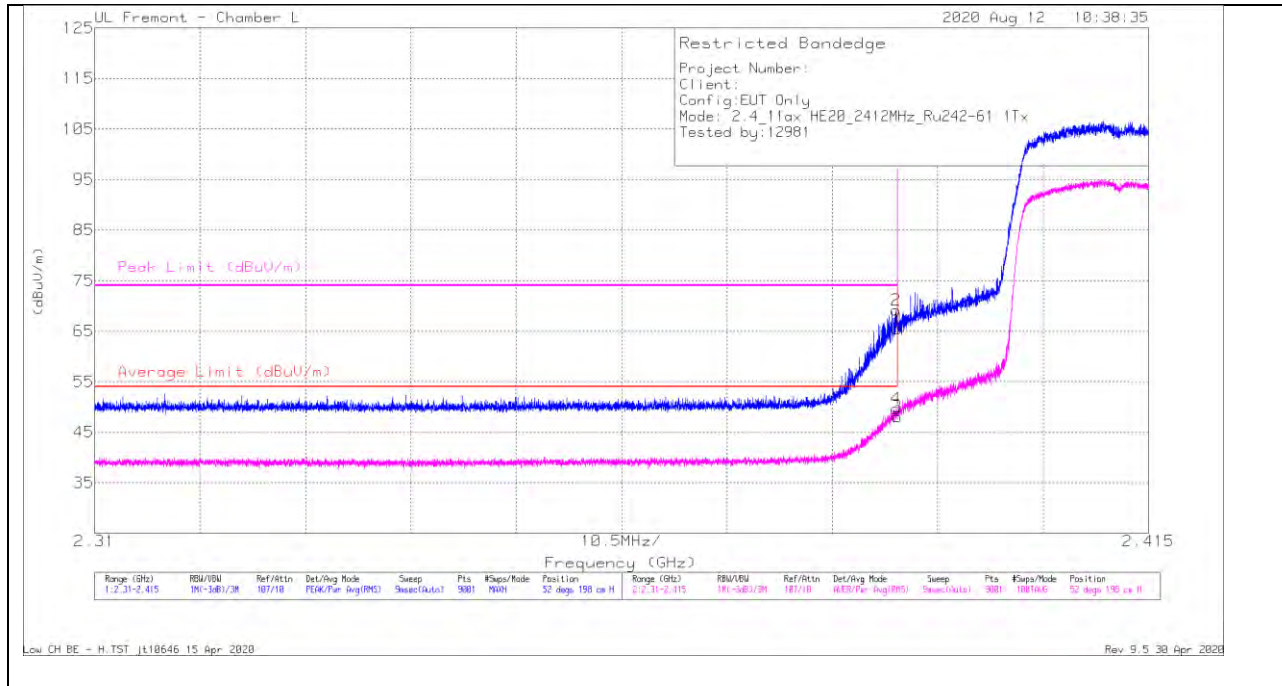


Marker	Frequency (GHz)	Meter Reading (dBuV)	Det	AF 344 (dB/m)	Amp/Cbl/Ftr/Psd (dB)	Corrected Reading (dBuV/m)	Average Limit (dBuV/m)	Margin (dB)	Peak Limit (dBuV/m)	PK Margin (dB)	Azimuth (Degs)	Height (cm)	Polarity
1	* 2.48351	44.25	Pk	32.3	-20.9	55.65	-	-	74	-18.35	66	243	V
2	* 2.48355	45.52	Pk	32.3	-20.9	56.92	-	-	74	-17.08	66	243	V
3	* 2.48351	27.92	RMS	32.3	-20.9	39.32	54	-14.68	-	-	66	243	V
4	2.5407	29.43	RMS	32.3	-20.8	40.93	54	-13.07	-	-	66	243	V

ANT 3: 242-Tone, RU Index 61

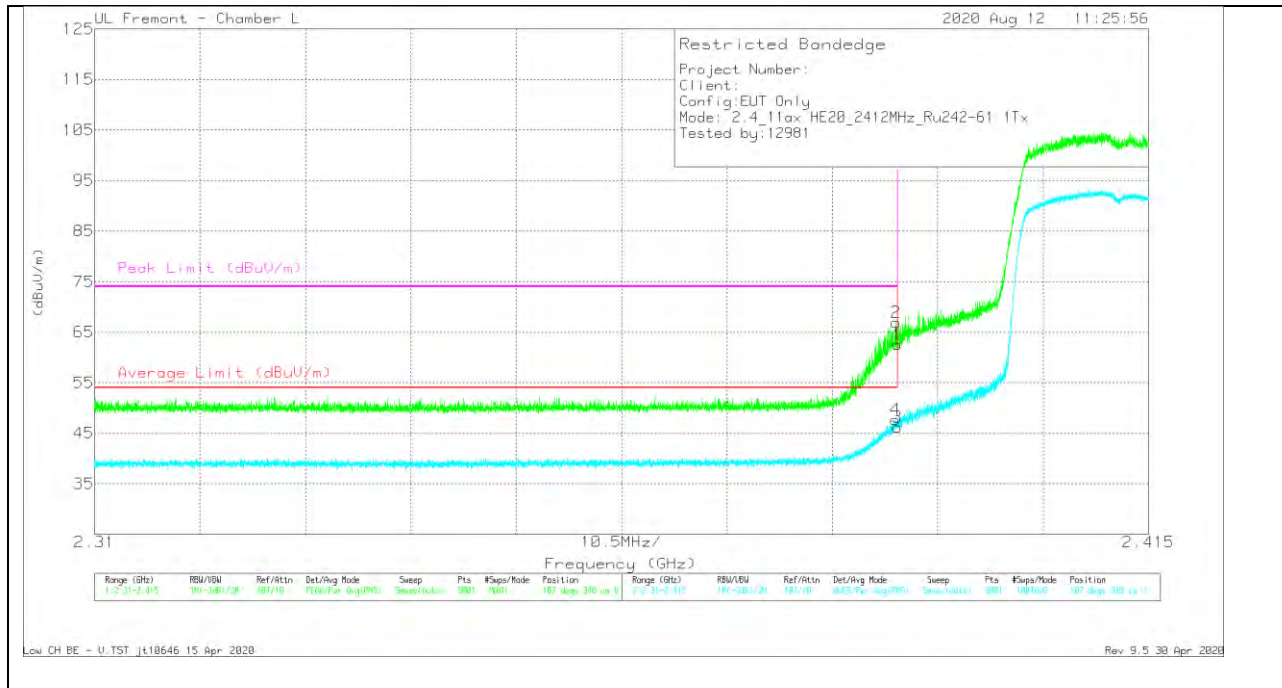
BANDEDGE (LOW CHANNEL, CH 1)

HORIZONTAL RESULT



Marker	Frequency (GHz)	Meter Reading (dBuV)	Det	AF 344 (dB/m)	Amp/Cbl/Fibr/Pad (dB)	Corrected Reading (dBuV/m)	Average Limit (dBuV/m)	Margin (dB)	Peak Limit (dBuV/m)	PK Margin (dB)	Azimuth (Degs)	Height (cm)	Polarity
1	* 2.38999	54.67	Pk	31.9	-21.1	65.47	-	-	74	-8.53	52	198	H
2	* 2.38983	58.31	Pk	31.9	-21.1	69.11	-	-	74	-4.89	52	198	H
3	* 2.38999	37.24	RMS	31.9	-21.1	48.04	54	-5.96	-	-	52	198	H
4	* 2.38986	38.84	RMS	31.9	-21.1	49.64	54	-4.36	-	-	52	198	H

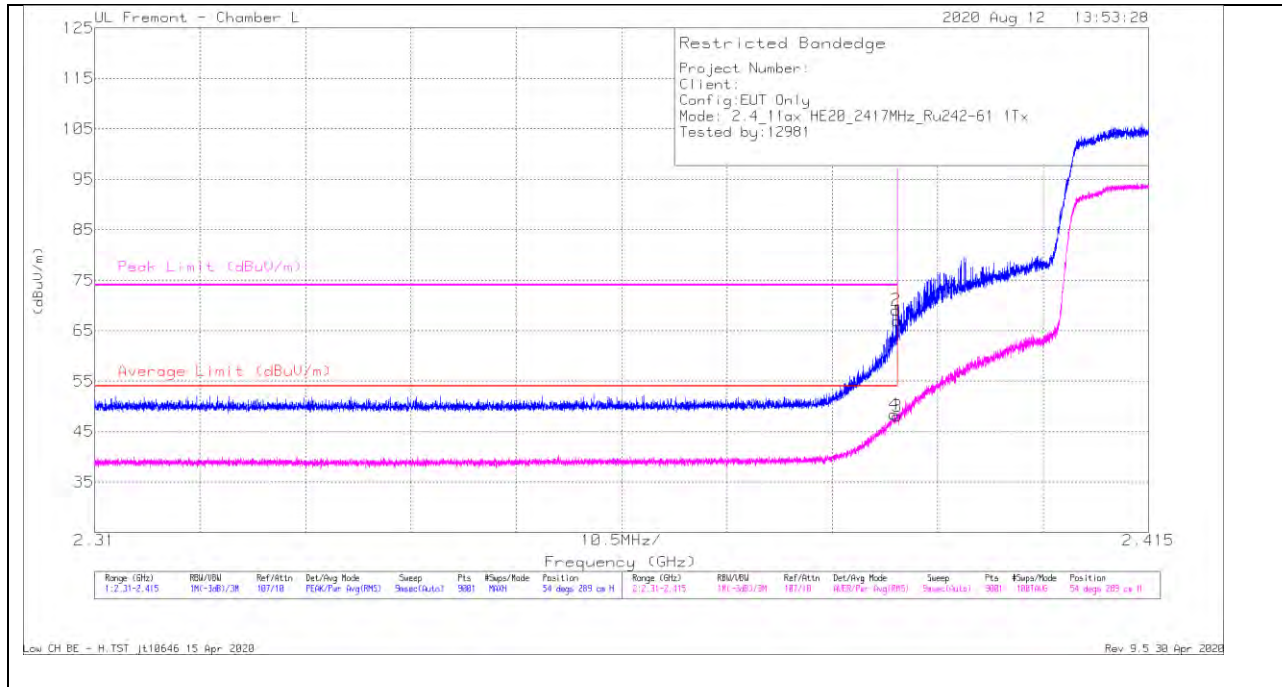
VERTICAL RESULT



Marker	Frequency (GHz)	Meter Reading (dBuV)	Det	AF 344 (dB/m)	Amp/Cbll/Fitr/Pad (dB)	Corrected Reading (dBuV/m)	Average Limit (dBuV/m)	Margin (dB)	Peak Limit (dBuV/m)	PK Margin (dB)	Azimuth (Degs)	Height (cm)	Polarity
1	*2.38999	51.75	Pk	31.9	-21.1	62.55	-	-	74	-11.45	107	348	V
2	*2.38984	56.08	Pk	31.9	-21.1	66.88	-	-	74	-7.12	107	348	V
3	*2.38999	35.42	RMS	31.9	-21.1	46.22	54	-7.78	-	-	107	348	V
4	*2.38981	36.91	RMS	31.9	-21.1	47.71	54	-6.29	-	-	107	348	V

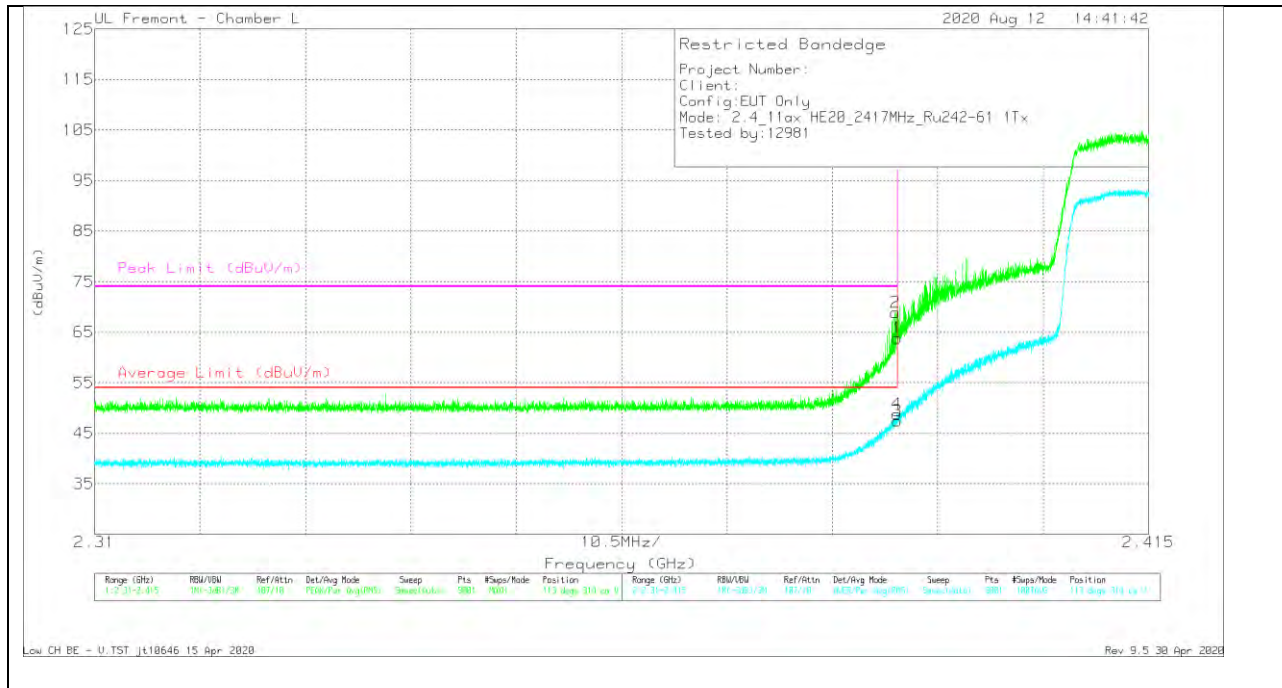
BANDEDGE (LOW CHANNEL, CH 2)

HORIZONTAL RESULT



Marker	Frequency (GHz)	Meter Reading (dBuV)	Det	AF 344 (dB/m)	Amp/Cbl/Fitr/Pad (dB)	Corrected Reading (dBuV/m)	Average Limit (dBuV/m)	Margin (dB)	Peak Limit (dBuV/m)	PK Margin (dB)	Azimuth (Degs)	Height (cm)	Polarity
1	* 2.38999	56.18	Pk	31.9	-21.1	66.98	-	-	74	-7.02	54	289	H
2	* 2.38988	56.3	Pk	31.9	-21.1	69.1	-	-	74	-4.9	54	289	H
3	* 2.38999	37.28	RMS	31.9	-21.1	48.08	54	-5.92	-	-	54	289	H
4	* 2.38966	37.63	RMS	31.9	-21.1	48.43	54	-5.57	-	-	54	289	H

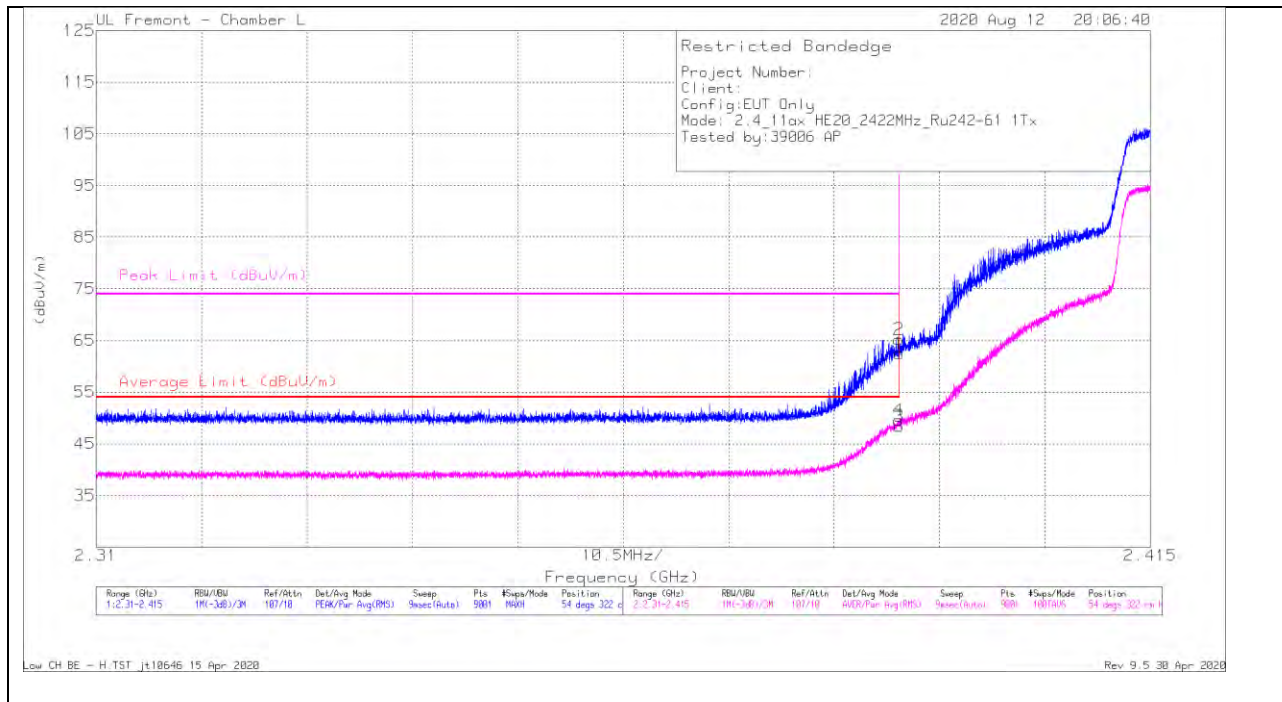
VERTICAL RESULT



Marker	Frequency (GHz)	Meter Reading (dBuV)	Det	AF 344 (dB/m)	Amp/Cbll/Fitr/Paid (dB)	Corrected Reading (dBuV/m)	Average Limit (dBuV/m)	Margin (dB)	Peak Limit (dBuV/m)	PK Margin (dB)	Azimuth (Degs)	Height (cm)	Polarity
1	*2.38999	53.06	Pk	31.9	-21.1	63.86	-	-	74	-10.14	113	314	V
2	*2.38981	58.08	Pk	31.9	-21.1	68.88	-	-	74	-5.12	113	314	V
3	*2.38999	36.63	RMS	31.9	-21.1	47.43	54	-6.57	-	-	113	314	V
4	*2.38992	38.04	RMS	31.9	-21.1	48.84	54	-5.16	-	-	113	314	V

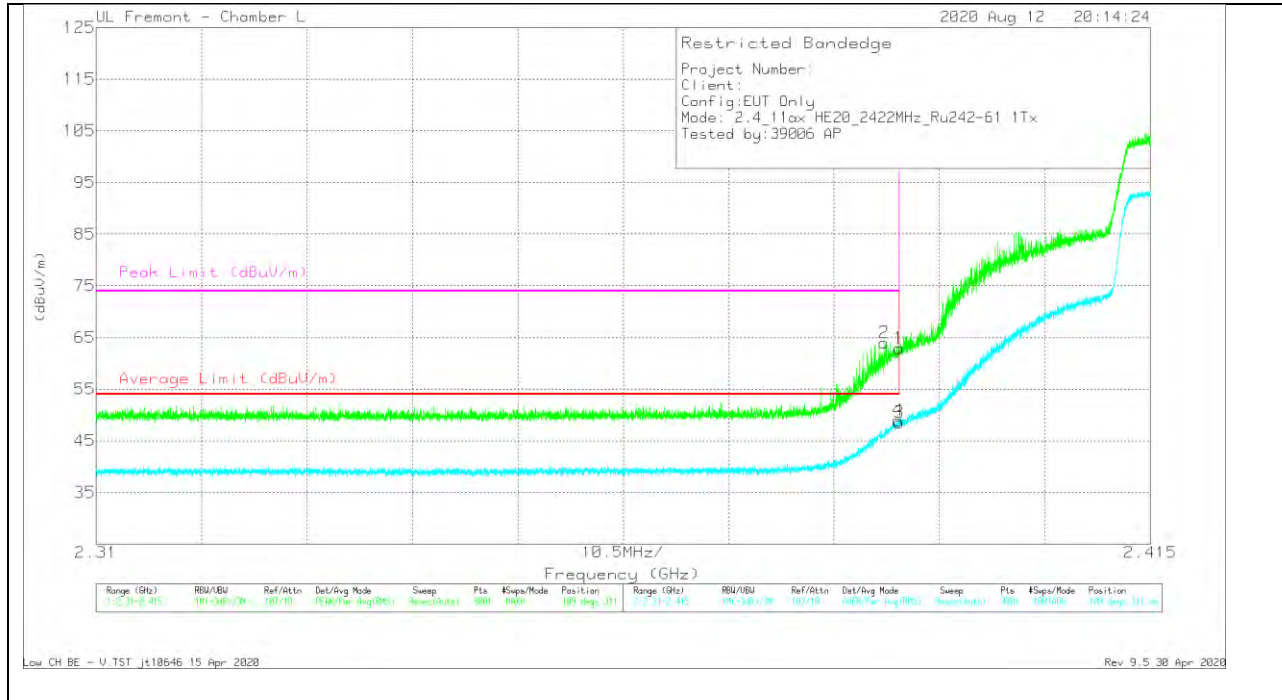
BANDEDGE (LOW CHANNEL, CH 3)

HORIZONTAL RESULT



Marker	Frequency (GHz)	Meter Reading (dBuV)	Det	AF 344 (dB/m)	Amp/Cbll/Filtr/Par d (dB)	Corrected Reading (dBuV/m)	Average Limit (dBuV/m)	Margin (dB)	Peak Limit (dBuV/m)	PK Margin (dB)	Azimuth (Degs)	Height (cm)	Polarity
1	* 2.38999	51.66	Pk	31.9	-21.1	62.46	-	-	74	-11.54	54	322	H
2	* 2.38995	54.39	Pk	31.9	-21.1	65.19	-	-	74	-8.81	54	322	H
3	* 2.38999	37.58	RMS	31.9	-21.1	48.38	54	-5.62	-	-	54	322	H
4	* 2.38992	38.78	RMS	31.9	-21.1	49.58	54	-4.42	-	-	54	322	H

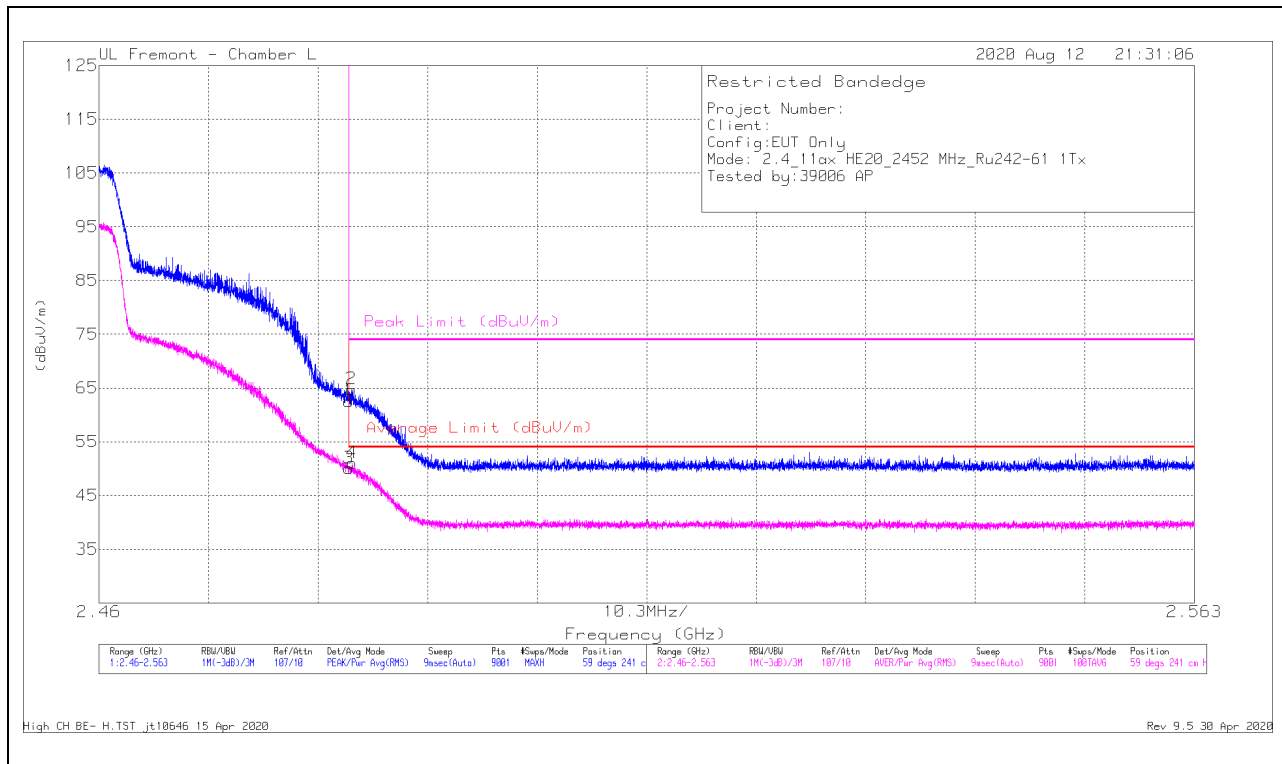
VERTICAL RESULT



Marker	Frequency (GHz)	Meter Reading (dBuV)	Det	AF 344 (dB/m)	Amp/CbI/Fitr/Pa d (dB)	Corrected Reading (dBuV/m)	Average Limit (dBuV/m)	Margin (dB)	Peak Limit (dBuV/m)	PK Margin (dB)	Azimuth (Degs)	Height (cm)	Polarity
1	* 2.38999	52.08	Pk	31.9	-21.1	62.88	-	-	74	-11.12	109	311	V
2	* 2.38847	53.17	Pk	31.9	-21.1	63.97	-	-	74	-10.03	109	311	V
3	* 2.38999	37.77	RMS	31.9	-21.1	48.57	54	-5.43	-	-	109	311	V
4	* 2.38988	38.14	RMS	31.9	-21.1	48.94	54	-5.06	-	-	109	311	V

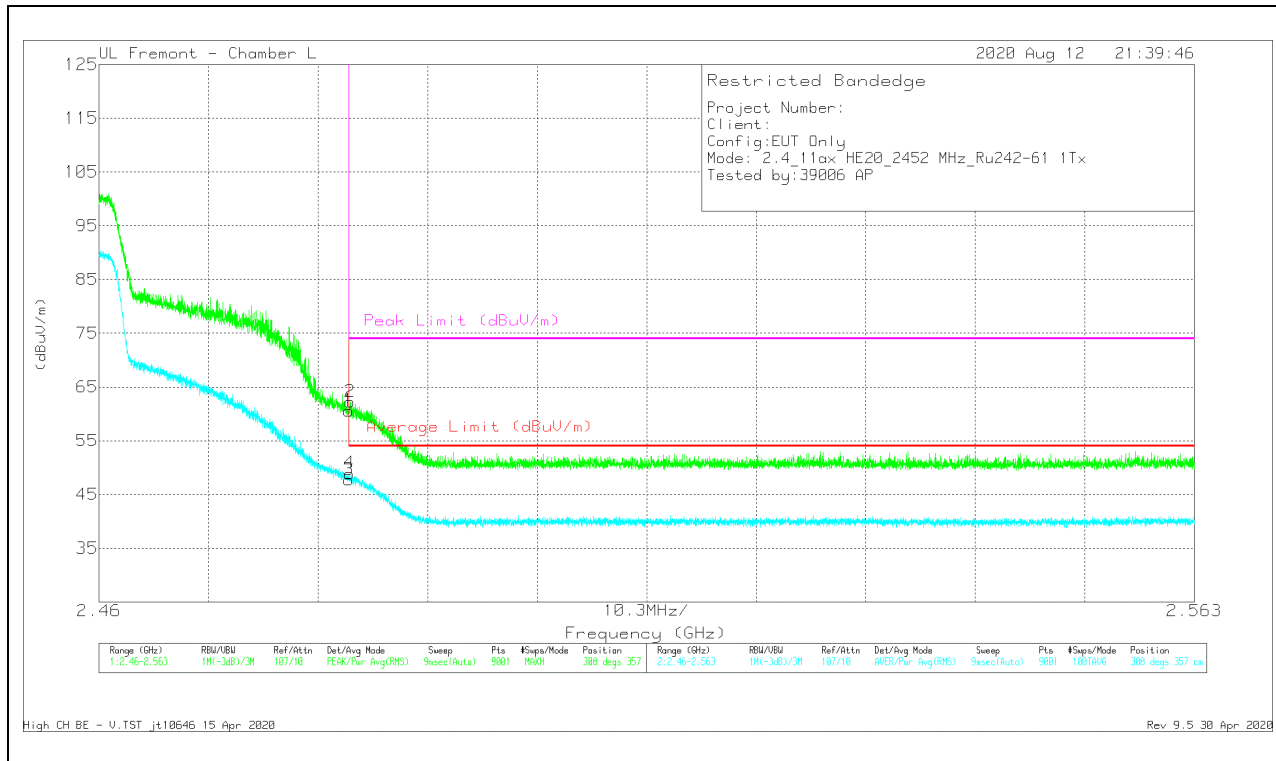
BANDEDGE (HIGH CHANNEL, CH 9)

HORIZONTAL RESULT



Marker	Frequency (GHz)	Meter Reading (dBuV)	Det	AF 344 (dB/m)	Amp/Cbll/Fitr/Pa d (dB)	Corrected Reading (dBuV/m)	Average Limit (dBuV/m)	Margin (dB)	Peak Limit (dBuV/m)	PK Margin (dB)	Azimuth (Degs)	Height (cm)	Polarity
1	*2.48351	51.14	Pk	32.3	-20.9	62.54	-	-	74	-11.46	59	241	H
2	*2.48372	53.35	Pk	32.3	-20.9	64.75	-	-	74	-9.25	59	241	H
3	*2.48351	38.65	RMS	32.3	-20.9	50.05	54	-3.95	-	-	59	241	H
4	*2.48382	39.64	RMS	32.3	-20.9	51.04	54	-2.96	-	-	59	241	H

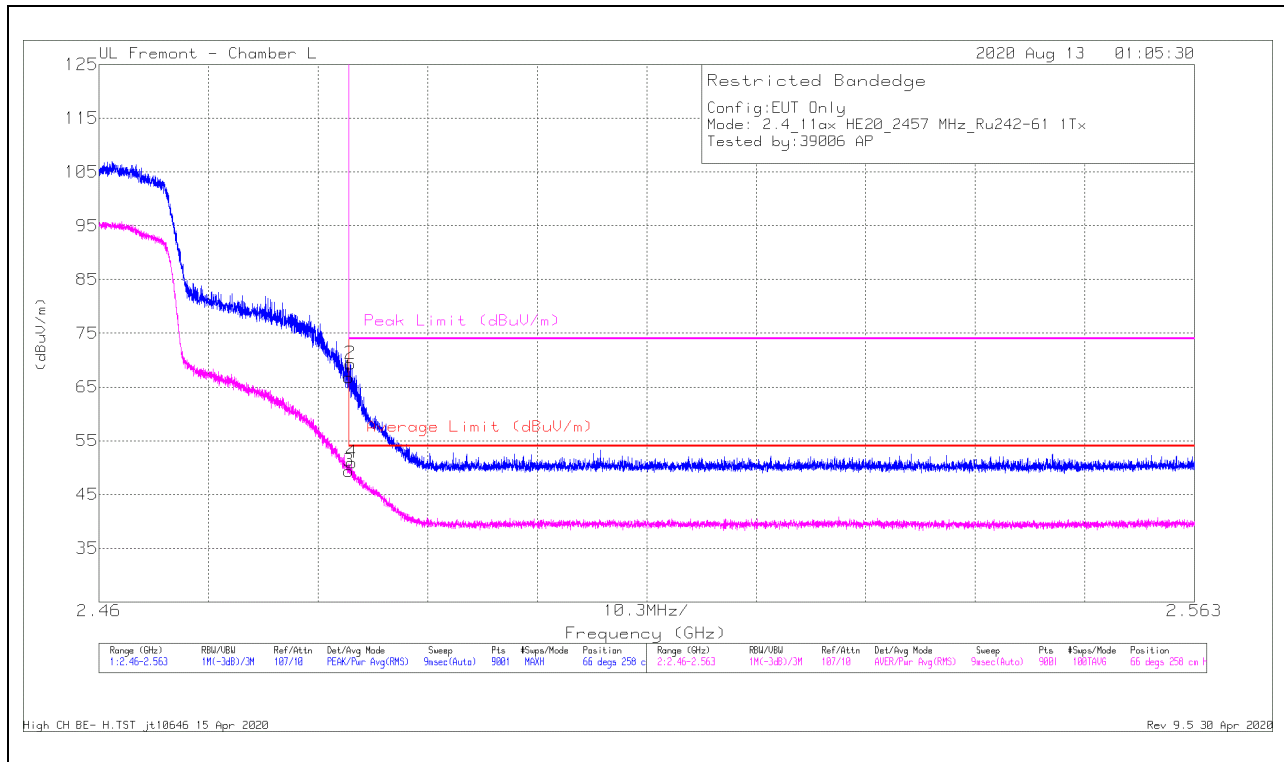
VERTICAL RESULT



Marker	Frequency (GHz)	Meter Reading (dBuV)	Det	AF 344 (dB/m)	Amp/Cbl/Fitr/Pa d (dB)	Corrected Reading (dBuV/m)	Average Limit (dBuV/m)	Margin (dB)	Peak Limit (dBuV/m)	PK Margin (dB)	Azimuth (Degs)	Height (cm)	Polarity
1	* 2.48351	49.2	Pk	32.3	-20.9	60.6	-	-	74	-13.4	308	357	V
2	* 2.48362	50.83	Pk	32.3	-20.9	62.23	-	-	74	-11.77	308	357	V
3	* 2.48351	36.35	RMS	32.3	-20.9	47.75	54	-6.25	-	-	308	357	V
4	* 2.48356	37.5	RMS	32.3	-20.9	48.9	54	-5.1	-	-	308	357	V

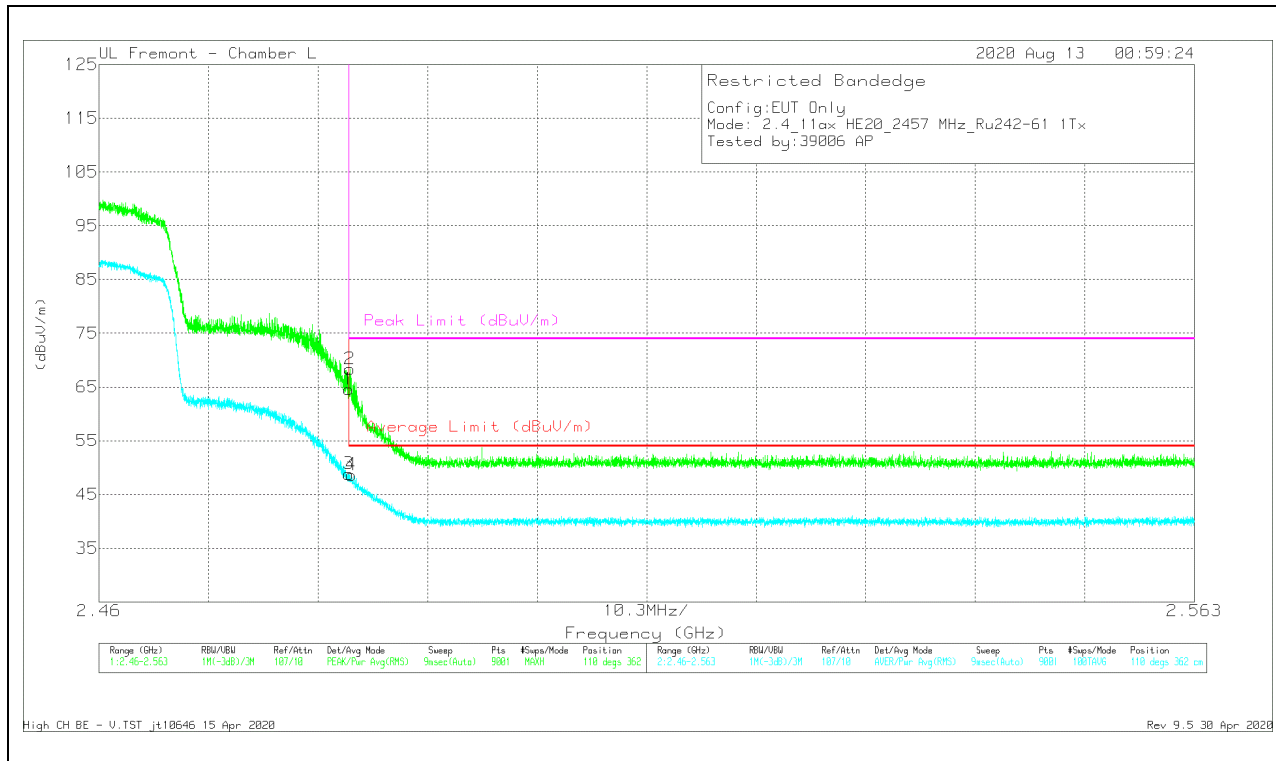
BANDEDGE (HIGH CHANNEL, CH 10)

HORIZONTAL RESULT



Marker	Frequency (GHz)	Meter Reading (dBuV)	Det	AF 344 (dB/m)	Amp/Cbll/Filtr/Pad (dB)	Corrected Reading (dBuV/m)	Average Limit (dBuV/m)	Margin (dB)	Peak Limit (dBuV/m)	PK Margin (dB)	Azimuth (Degs)	Height (cm)	Polarity
1	*2.48351	55.39	Pk	32.3	-20.9	66.79	-	-	74	-7.21	66	258	H
2	*2.48363	57.95	Pk	32.3	-20.9	69.35	-	-	74	-4.65	66	258	H
3	*2.48351	37.99	RMS	32.3	-20.9	49.39	54	-4.61	-	-	66	258	H
4	*2.48376	39.57	RMS	32.3	-20.9	50.97	54	-3.03	-	-	66	258	H

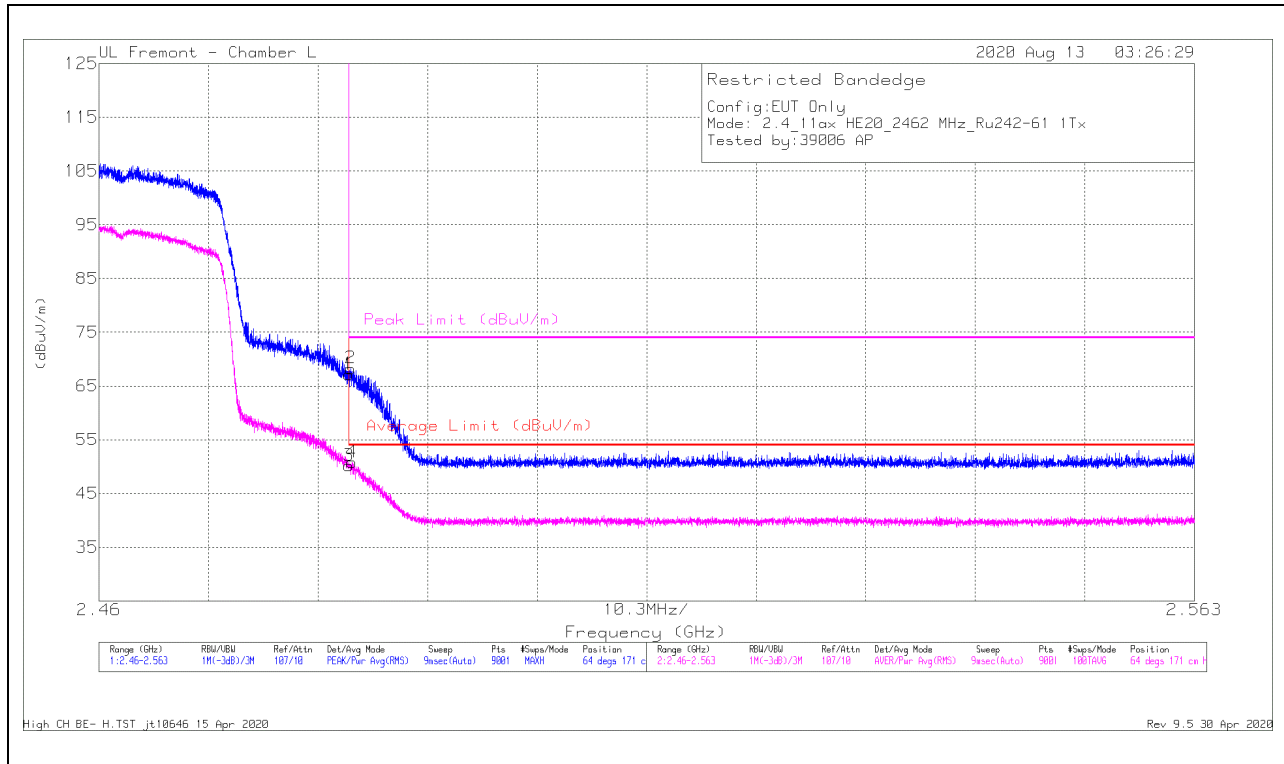
VERTICAL RESULT



Marker	Frequency (GHz)	Meter Reading (dBuV)	Det	AF 344 (dB/m)	Amp/Cbl/Fitr/Pa d (dB)	Corrected Reading (dBuV/m)	Average Limit (dBuV/m)	Margin (dB)	Peak Limit (dBuV/m)	PK Margin (dB)	Azimuth (Degs)	Height (cm)	Polarity
1	* 2.48351	53.17	Pk	32.3	-20.9	64.57	-	-	74	-9.43	110	362	V
2	* 2.48359	56.93	Pk	32.3	-20.9	68.33	-	-	74	-5.67	110	362	V
3	* 2.48351	37.41	RMS	32.3	-20.9	48.81	54	-5.19	-	-	110	362	V
4	* 2.48373	37.23	RMS	32.3	-20.9	48.63	54	-5.37	-	-	110	362	V

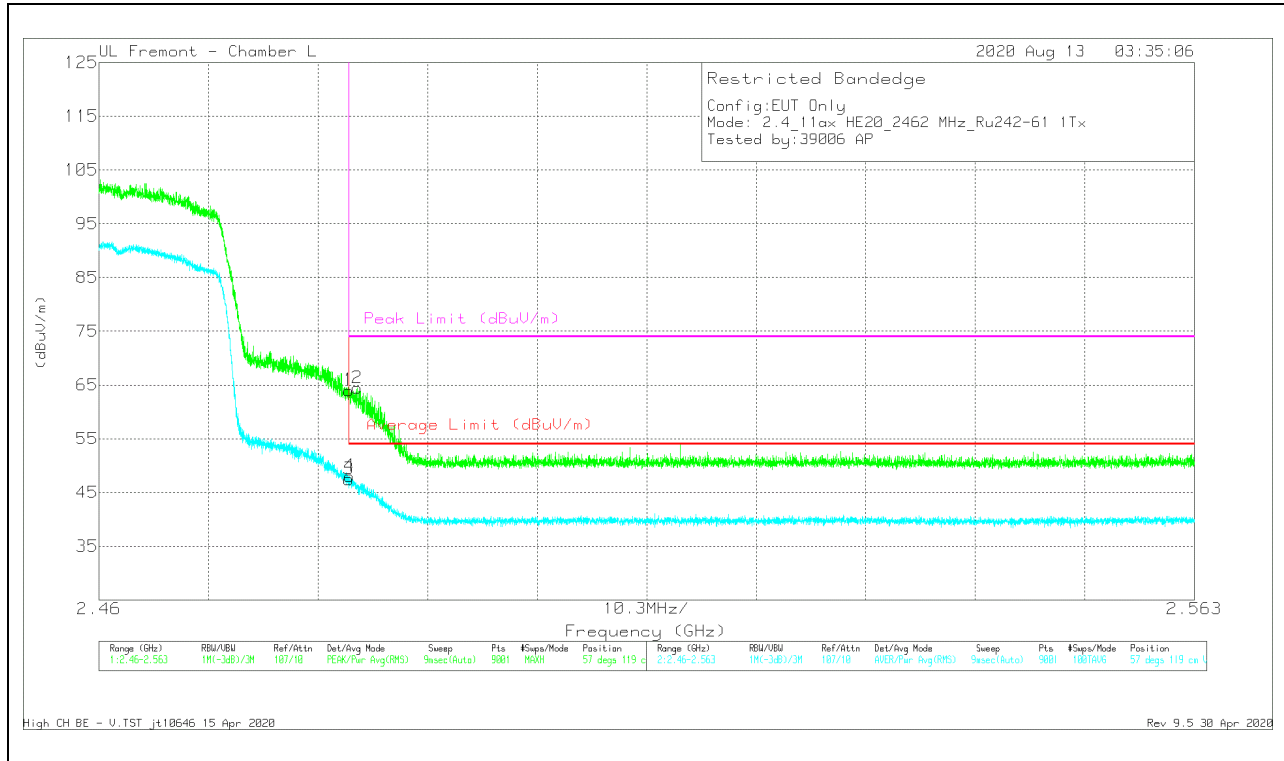
BANDEDGE (HIGH CHANNEL, CH 11)

HORIZONTAL RESULT



Marker	Frequency (GHz)	Meter Reading (dBuV)	Det	AF 344 (dB/m)	Amp/Cbll/Fitr/Pa d (dB)	Corrected Reading (dBuV/m)	Average Limit (dBuV/m)	Margin (dB)	Peak Limit (dBuV/m)	PK Margin (dB)	Azimuth (Degs)	Height (cm)	Polarity
1	*2.48351	55.77	Pk	32.3	-20.9	67.17	-	-	74	-6.83	64	171	H
2	*2.48367	56.88	Pk	32.3	-20.9	68.28	-	-	74	-5.72	64	171	H
3	*2.48351	38.77	RMS	32.3	-20.9	50.17	54	-3.83	-	-	64	171	H
4	*2.48377	39.38	RMS	32.3	-20.9	50.78	54	-3.22	-	-	64	171	H

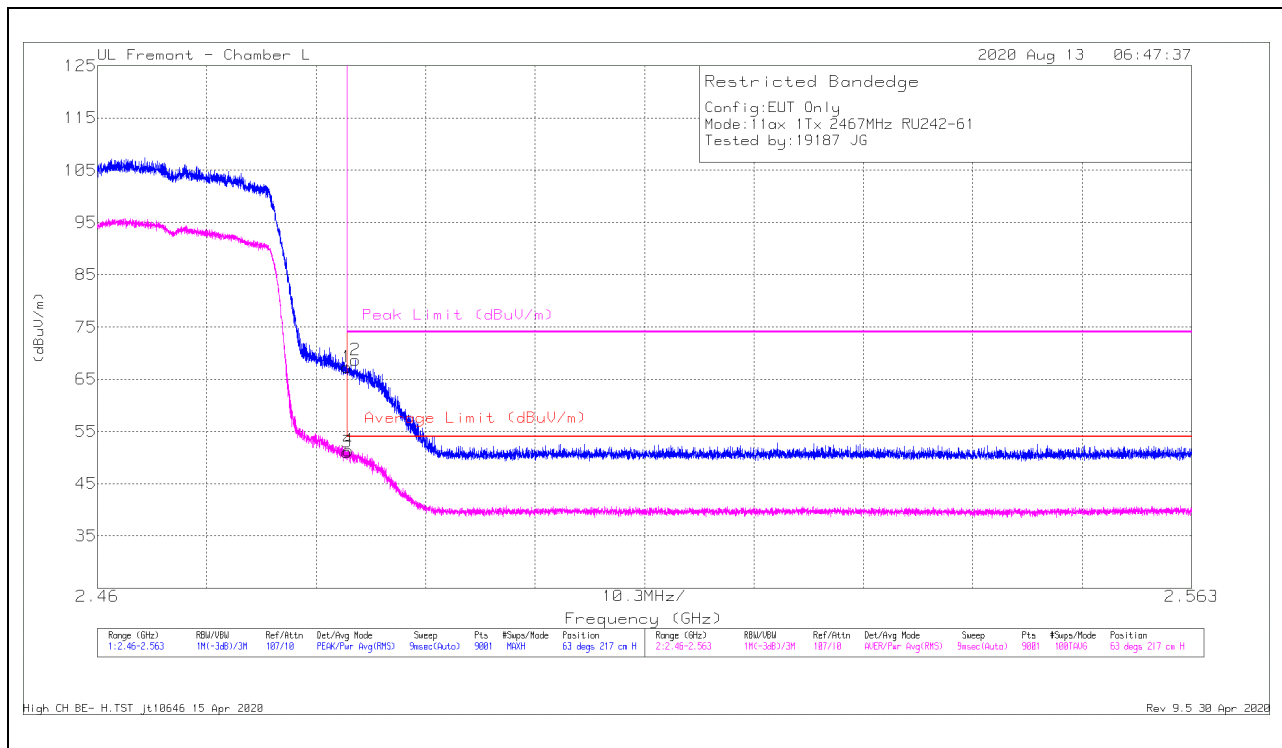
VERTICAL RESULT



Marker	Frequency (GHz)	Meter Reading (dBuV)	Det	AF 344 (dB/m)	Amp/Cbl/Fitr/Pa d (dB)	Corrected Reading (dBuV/m)	Average Limit (dBuV/m)	Margin (dB)	Peak Limit (dBuV/m)	PK Margin (dB)	Azimuth (Degs)	Height (cm)	Polarity
1	* 2.48351	52.6	Pk	32.3	-20.9	64	-	-	74	-10	57	119	V
2	* 2.4843	53.04	Pk	32.3	-20.9	64.44	-	-	74	-9.56	57	119	V
3	* 2.48351	36.08	RMS	32.3	-20.9	47.48	54	-6.52	-	-	57	119	V
4	* 2.48355	36.62	RMS	32.3	-20.9	48.02	54	-5.98	-	-	57	119	V

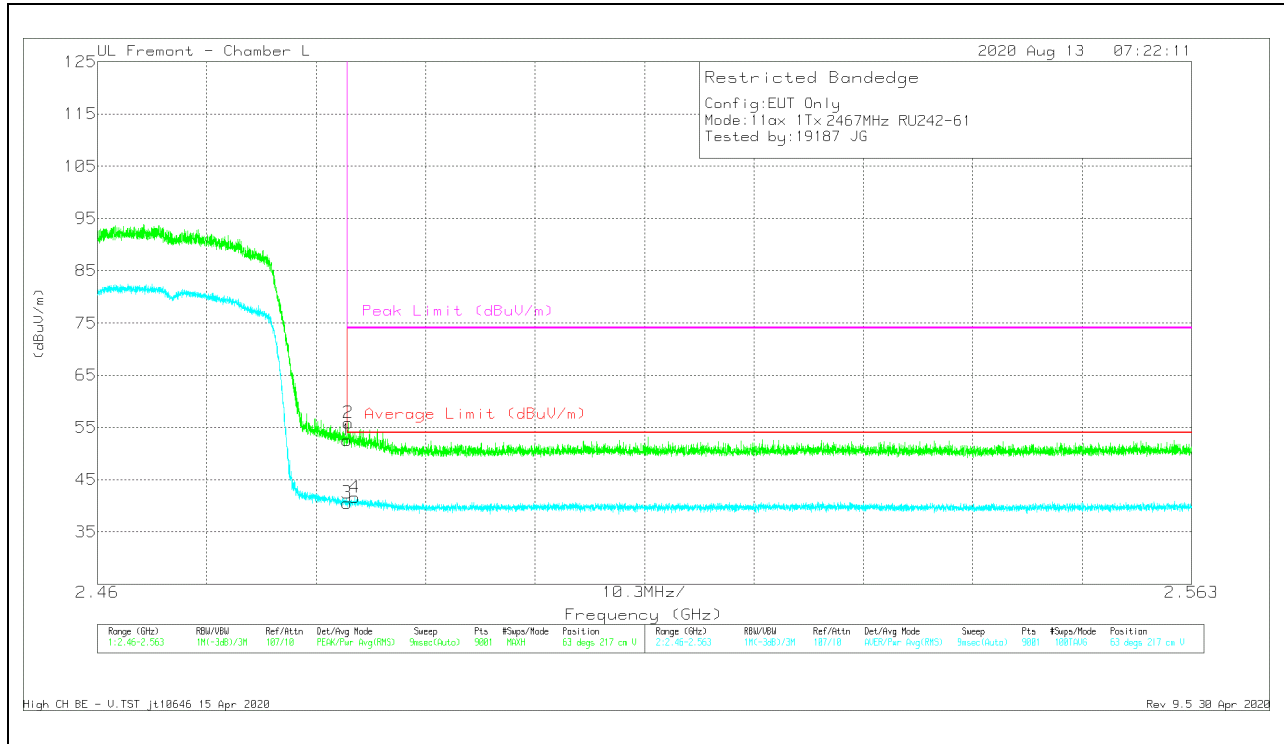
BANDEDGE (HIGH CHANNEL, CH 12)

HORIZONTAL RESULT



Marker	Frequency (GHz)	Meter Reading (dBuV)	Det	AF 344 (dB/m)	Amp/Cbl/Fitr/Pa d (dB)	Corrected Reading (dBuV/m)	Average Limit (dBuV/m)	Margin (dB)	Peak Limit (dBuV/m)	PK Margin (dB)	Azimuth (Degs)	Height (cm)	Polarity
1	*2.48351	55.93	Pk	32.3	-20.9	67.33	-	-	74	-6.67	63	217	H
2	*2.48428	57.21	Pk	32.3	-20.9	68.61	-	-	74	-5.39	63	217	H
3	*2.48351	39.67	RMS	32.3	-20.9	51.07	54	-2.93	-	-	63	217	H
4	*2.48363	39.95	RMS	32.3	-20.9	51.35	54	-2.65	-	-	63	217	H

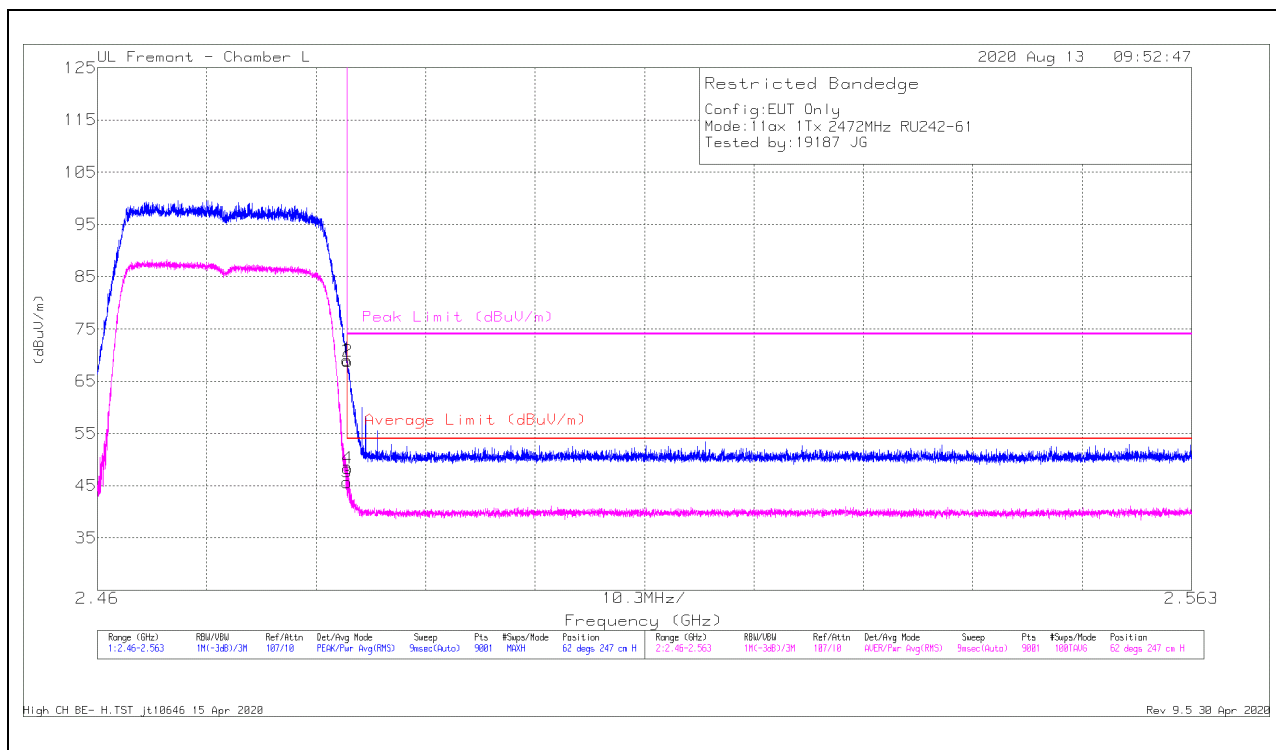
VERTICAL RESULT



Marker	Frequency (GHz)	Meter Reading (dBuV)	Det	AF 344 (dB/m)	Amp/Cbl/Ftr/Psd (dB)	Corrected Reading (dBuV/m)	Average Limit (dBuV/m)	Margin (dB)	Peak Limit (dBuV/m)	PK Margin (dB)	Azimuth (Degs)	Height (cm)	Polarity
1	* 2.48351	41.15	Pk	32.3	-20.9	52.55	-	-	74	-21.45	63	217	V
2	* 2.4836	44.45	Pk	32.3	-20.9	55.85	-	-	74	-18.15	63	217	V
3	* 2.48351	29.14	RMS	32.3	-20.9	40.54	54	-13.46	-	-	63	217	V
4	* 2.48422	30.16	RMS	32.3	-20.9	41.56	54	-12.44	-	-	63	217	V

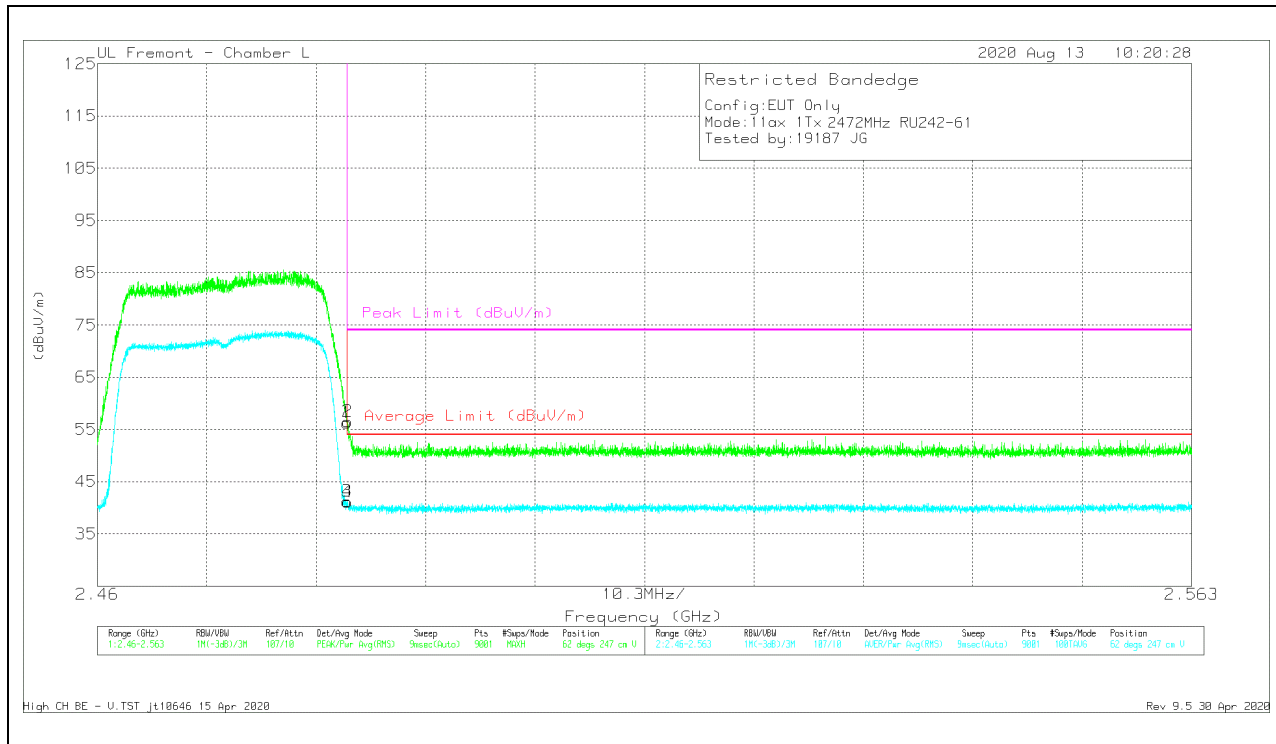
BANDEDGE (HIGH CHANNEL, CH 13)

HORIZONTAL RESULT



Marker	Frequency (GHz)	Meter Reading (dBuV)	Det	AF 344 (dB/m)	Amp/Cbl/Fitr/Pad (dB)	Corrected Reading (dBuV/m)	Average Limit (dBuV/m)	Margin (dB)	Peak Limit (dBuV/m)	PK Margin (dB)	Azimuth (Degs)	Height (cm)	Polarity
1	*2.48351	57.65	Pk	32.3	-20.9	69.05	-	-	74	-4.95	62	247	H
2	*2.48353	57.44	Pk	32.3	-20.9	68.84	-	-	74	-5.16	62	247	H
3	*2.48351	34.24	RMS	32.3	-20.9	45.64	54	-8.36	-	-	62	247	H
4	*2.48353	36.86	RMS	32.3	-20.9	48.26	54	-5.74	-	-	62	247	H

VERTICAL RESULT



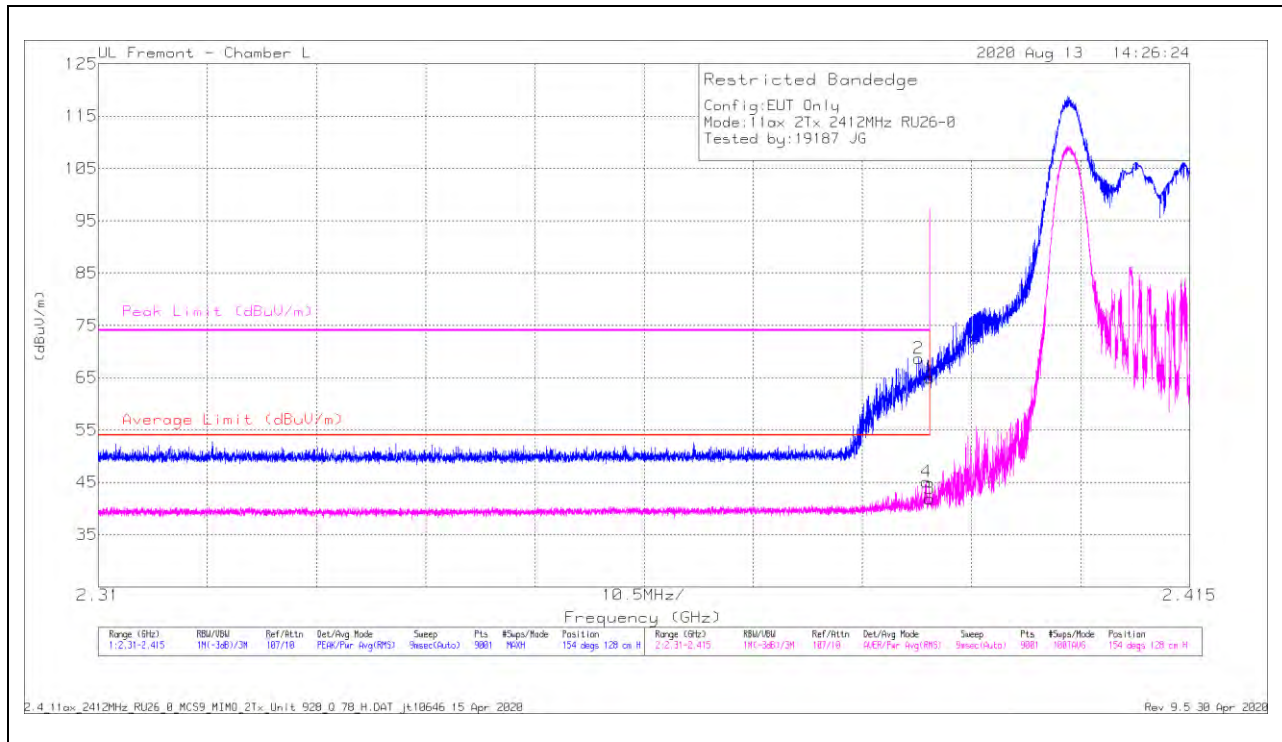
Marker	Frequency (GHz)	Meter Reading (dBuV)	Det	AF 344 (dB/m)	Amp/Cbl/Ftr/Psd (dB)	Corrected Reading (dBuV/m)	Average Limit (dBuV/m)	Margin (dB)	Peak Limit (dBuV/m)	PK Margin (dB)	Azimuth (Degs)	Height (cm)	Polarity
1	* 2.48351	44.84	Pk	32.3	-20.9	56.24	-	-	74	-17.76	62	247	V
2	* 2.48353	45.1	Pk	32.3	-20.9	56.5	-	-	74	-17.5	62	247	V
3	* 2.48351	29.78	RMS	32.3	-20.9	41.18	54	-12.82	-	-	62	247	V
4	* 2.48353	29.75	RMS	32.3	-20.9	41.15	54	-12.85	-	-	62	247	V

10.1.4. TX ABOVE 1 GHz 802.11ax HE20 OFDMA MODE IN THE 2.4 GHz BAND

2TX ANT 4 + ANT 3 OFDMA MODE: 26-Tone, RU Index 0

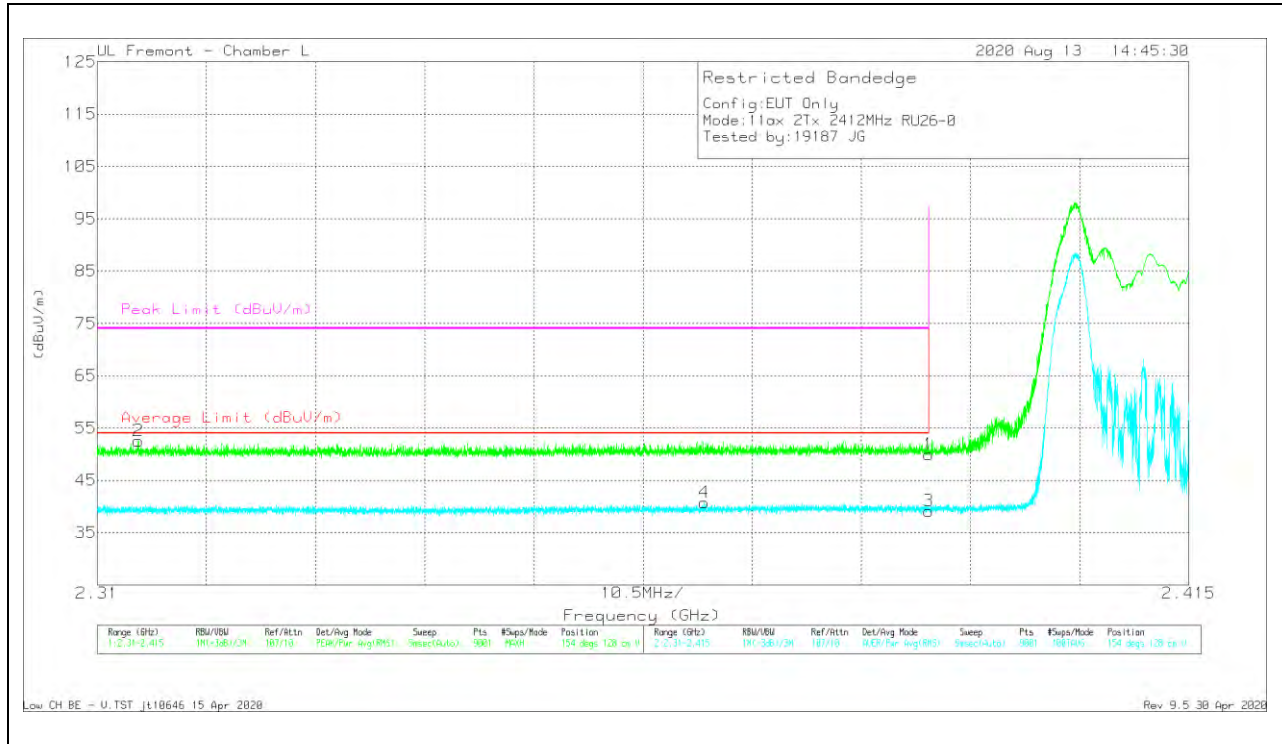
BANDEDGE (LOW CHANNEL, CH 1)

HORIZONTAL RESULT



Marker	Frequency (GHz)	Meter Reading (dBuV)	Det	AF 344 (dB/m)	Amp/Cb/Fitr/Pa d (dB)	Corrected Reading (dBuV/m)	Average Limit (dBuV/m)	Margin (dB)	Peak Limit (dBuV/m)	PK Margin (dB)	Azimuth (Degs)	Height (cm)	Polarity
1	*2.38999	54.2	Pk	31.9	-21.1	65	-	-	74	-9	154	128	H
2	*2.38893	57.91	Pk	31.9	-21.1	68.71	-	-	74	-5.29	154	128	H
3	*2.38999	31.09	RMS	31.9	-21.1	41.89	54	-12.11	-	-	154	128	H
4	*2.38966	34.29	RMS	31.9	-21.1	45.09	54	-8.91	-	-	154	128	H

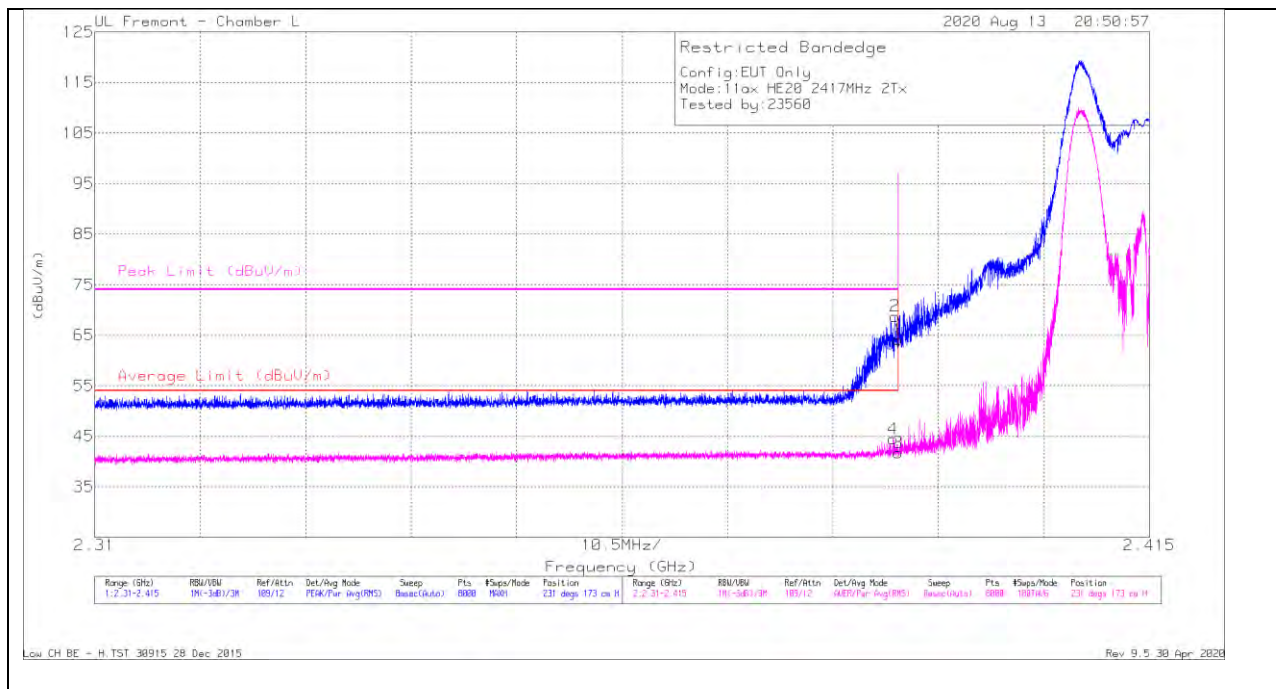
VERTICAL RESULT



Marker	Frequency (GHz)	Meter Reading (dBuV)	Det	AF 344 (dB/m)	Amp/Cbl/Filt/Psd (dB)	Corrected Reading (dBuV/m)	Average Limit (dBuV/m)	Margin (dB)	Peak Limit (dBuV/m)	PK Margin (dB)	Azimuth (Degs)	Height (cm)	Polarity
1	* 2.38999	39.1	Pk	31.9	-21.1	49.9	-	-	74	-24.1	154	128	V
2	* 2.31396	42.17	Pk	31.7	-21.3	52.57	-	-	74	-21.43	154	128	V
3	* 2.38999	28.27	RMS	31.9	-21.1	39.07	54	-14.93	-	-	154	128	V
4	* 2.36842	30.11	RMS	31.8	-21.2	40.71	54	-13.29	-	-	154	128	V

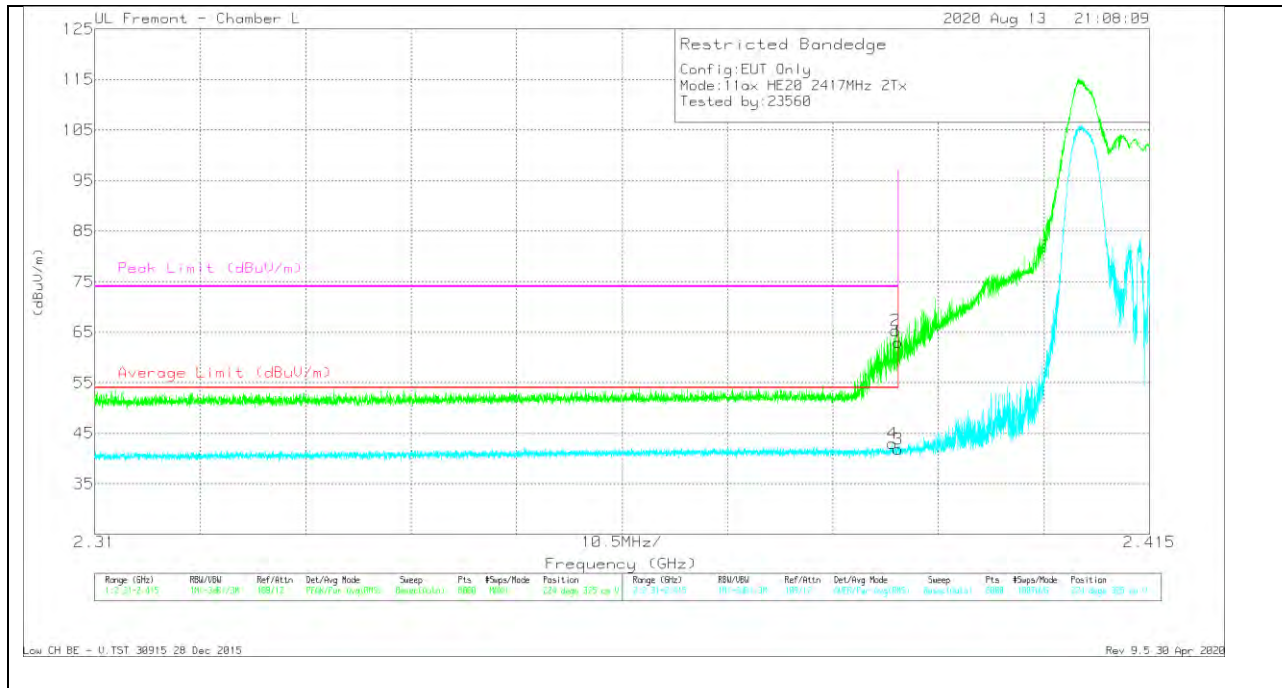
BANDEDGE (LOW CHANNEL, CH 2)

HORIZONTAL RESULT



Marker	Frequency (GHz)	Meter Reading (dBuV)	Det	AF 344 (dB/m)	Amp/CbW/Fitr/Par d (dB)	Corrected Reading (dBuV/m)	Average Limit (dBuV/m)	Margin (dB)	Peak Limit (dBuV/m)	PK Margin (dB)	Azimuth (Degs)	Height (cm)	Polarity
1	* 2.39	45.3	Pk	31.9	-13.1	64.1	-	-	74	-9.9	231	173	H
2	* 2.38968	49.93	Pk	31.9	-13.1	68.73	-	-	74	-5.27	231	173	H
3	* 2.39	22.89	RMS	31.9	-13.1	41.69	54	-12.31	-	-	231	173	H
4	* 2.38948	25.67	RMS	31.9	-13.1	44.47	54	-9.53	-	-	231	173	H

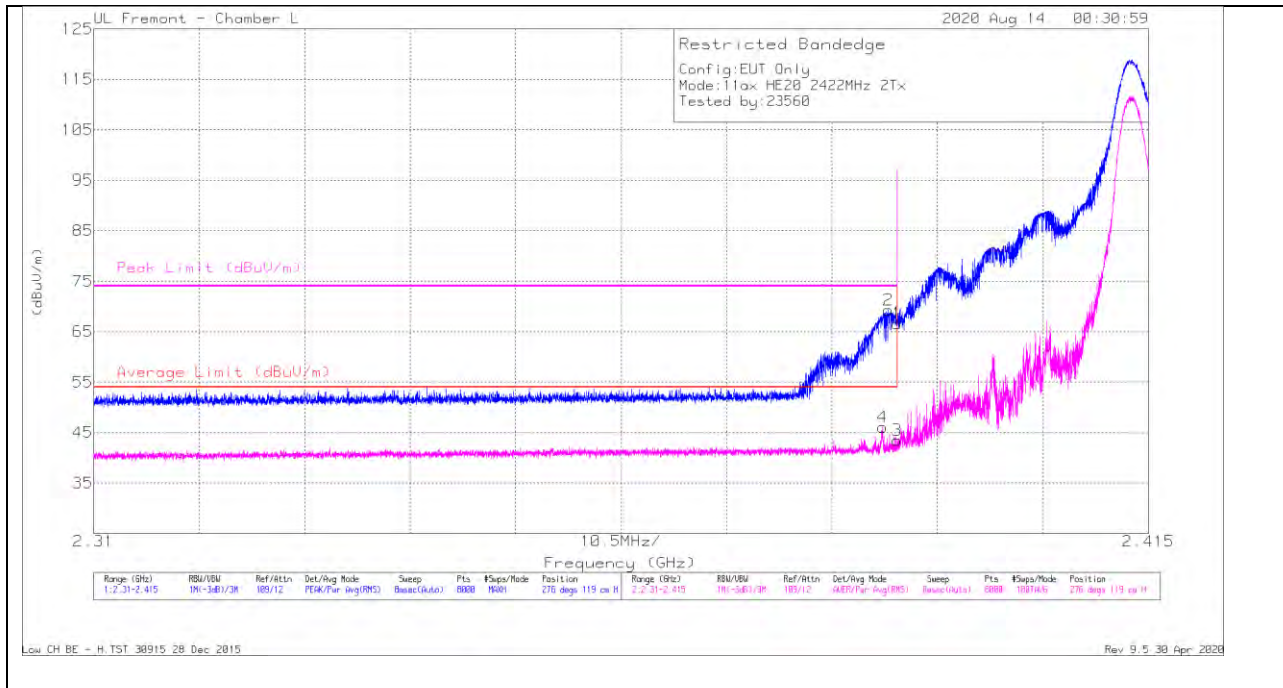
VERTICAL RESULT



Marker	Frequency (GHz)	Meter Reading (dBuV)	Det	AF 344 (dB/m)	Amp/Cb/Filtr/Pa d (dB)	Corrected Reading (dBuV/m)	Average Limit (dBuV/m)	Margin (dB)	Peak Limit (dBuV/m)	PK Margin (dB)	Azimuth (Degs)	Height (cm)	Polarity
1	* 2.39	44.2	Pk	31.9	-13.1	63	-	-	74	-11	224	325	V
2	* 2.38975	46.48	Pk	31.9	-13.1	65.28	-	-	74	-8.72	224	325	V
3	* 2.39	23.05	RMS	31.9	-13.1	41.85	54	-12.15	-	-	224	325	V
4	* 2.38942	24.11	RMS	31.9	-13.1	42.91	54	-11.09	-	-	224	325	V

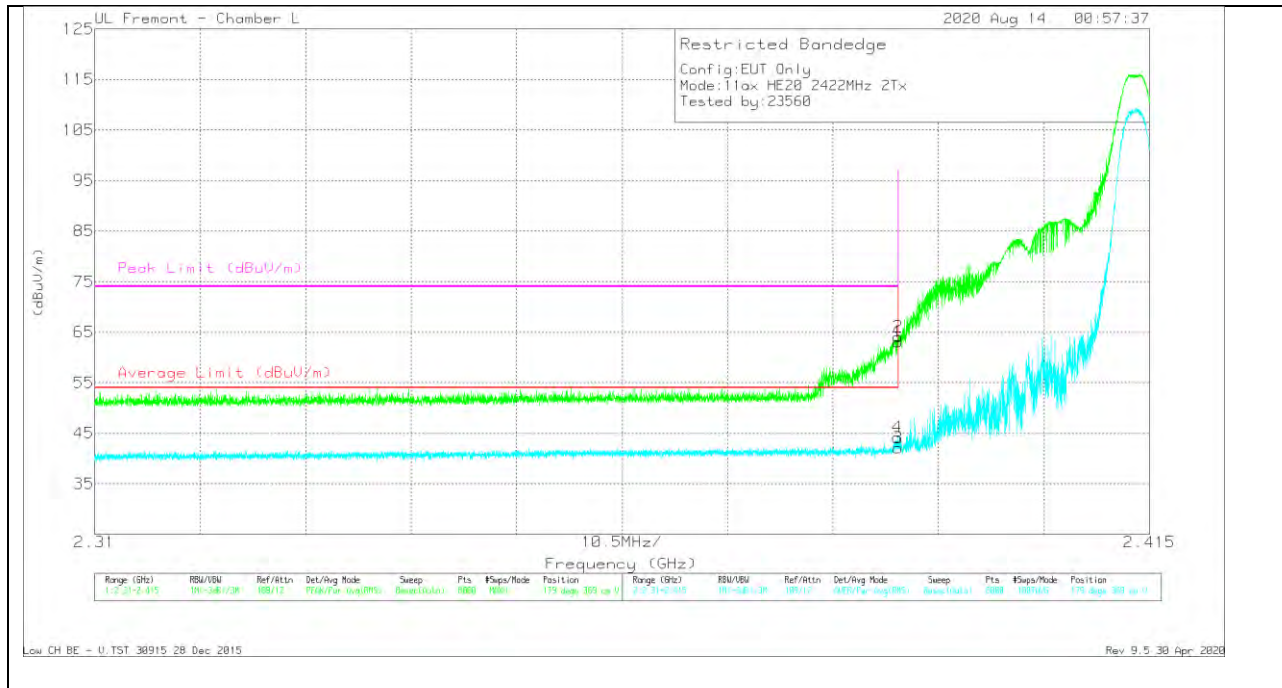
BANDEDGE (LOW CHANNEL, CH 3)

HORIZONTAL RESULT



Marker	Frequency (GHz)	Meter Reading (dBuV)	Det	AF 344 (dB/m)	Amp/CbW/Filtr/Par d (dB)	Corrected Reading (dBuV/m)	Average Limit (dBuV/m)	Margin (dB)	Peak Limit (dBuV/m)	PK Margin (dB)	Azimuth (Degs)	Height (cm)	Polarity
1	* 2.39	47.82	Pk	31.9	-13.1	66.62	-	-	74	-7.38	276	119	H
2	* 2.38912	50.46	Pk	31.9	-13.1	69.26	-	-	74	-4.74	276	119	H
3	* 2.39	24.64	RMS	31.9	-13.1	43.44	54	-10.56	-	-	276	119	H
4	* 2.38853	27.24	RMS	31.9	-13.1	46.04	54	-7.96	-	-	276	119	H

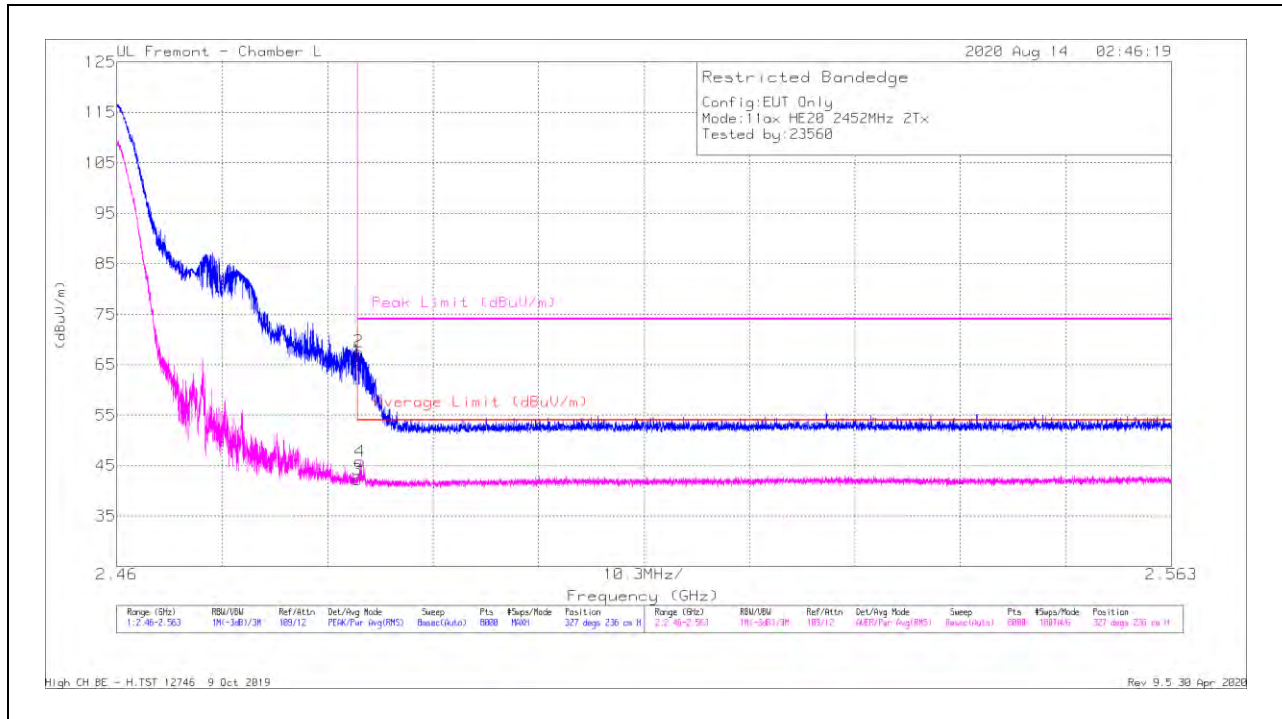
VERTICAL RESULT



Marker	Frequency (GHz)	Meter Reading (dBuV)	Det	AF 344 (dB/m)	Amp/Cb/Filtr/Pa d (dB)	Corrected Reading (dBuV/m)	Average Limit (dBuV/m)	Margin (dB)	Peak Limit (dBuV/m)	PK Margin (dB)	Azimuth (Degs)	Height (cm)	Polarity
1	* 2.39	44.27	Pk	31.9	-13.1	63.07	-	-	74	-10.93	179	369	V
2	* 2.38998	45.28	Pk	31.9	-13.1	64.08	-	-	74	-9.92	179	369	V
3	* 2.39	23.26	RMS	31.9	-13.1	42.06	54	-11.94	-	-	179	369	V
4	* 2.38994	25.38	RMS	31.9	-13.1	44.18	54	-9.82	-	-	179	369	V

BANDEDGE (HIGH CHANNEL, CH 9)

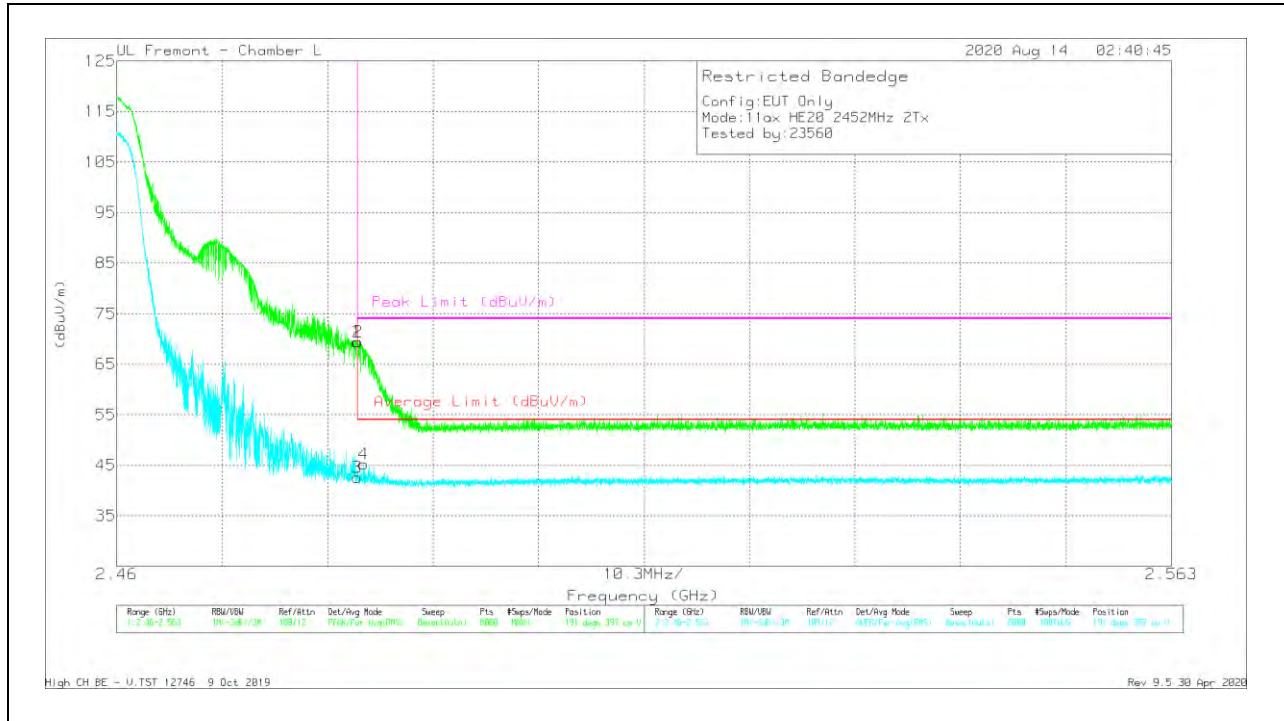
HORIZONTAL RESULT



Marker	Frequency (GHz)	Meter Reading (dBuV)	Det	AF 344 (dB/m)	Amp/Cbl/Filt/Pa d (dB)	Corrected Reading (dBuV/m)	Average Limit (dBuV/m)	Margin (dB)	Peak Limit (dBuV/m)	PK Margin (dB)	Azimuth (Degs)	Height (cm)	Polarity
1	* 2.4835	46.44	Pk	32.3	-12.9	65.84	-	-	74	-8.16	327	236	H
2	* 2.48362	48.21	Pk	32.3	-12.9	67.61	-	-	74	-6.39	327	236	H
3	* 2.4835	22.87	RMS	32.3	-12.9	42.27	54	-11.73	-	-	327	236	H
4	* 2.48377	26.42	RMS	32.3	-12.9	45.82	54	-8.18	-	-	327	236	H

* - indicates frequency in CFR47 Pt 15 / IC RSS-Restricted Band
 Pk - Peak detector
 RMS - RMS detection

VERTICAL RESULT

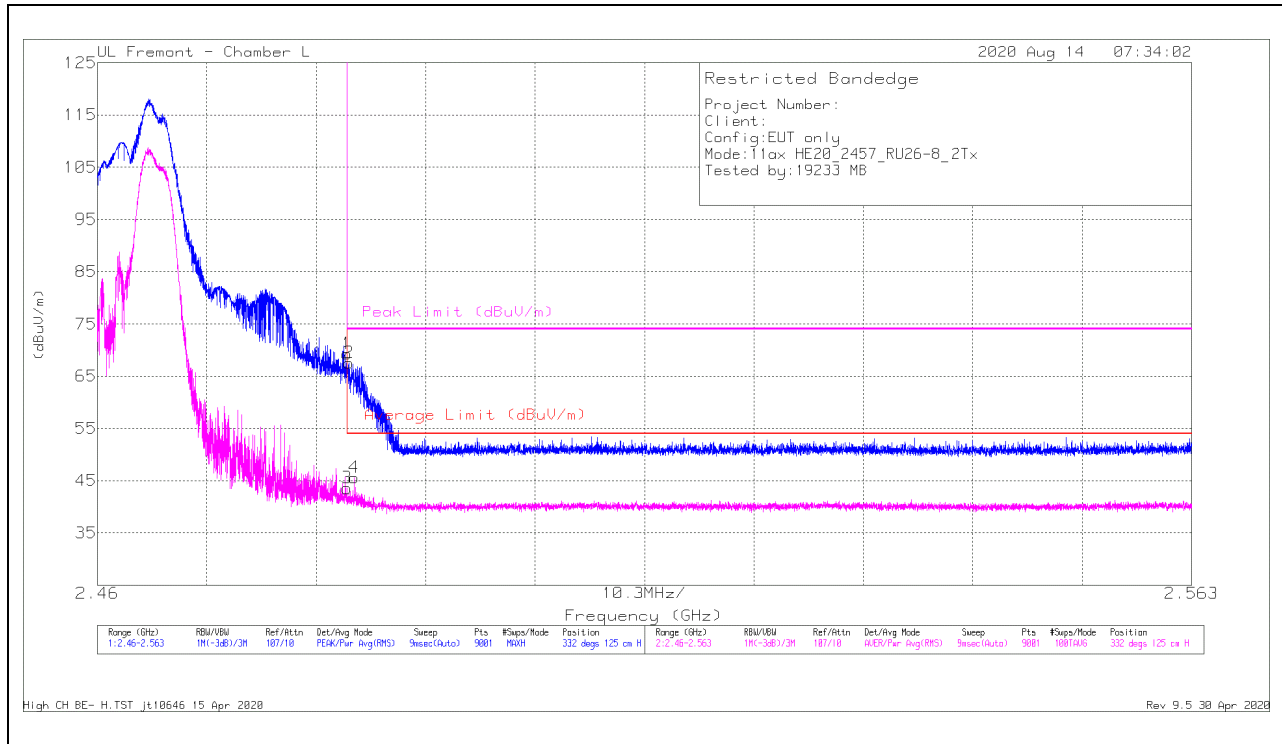


Marker	Frequency (GHz)	Meter Reading (dBuV)	Det	AF 344 (dB/m)	Amp/Cb/Fitr/Pa d (dB)	Corrected Reading (dBuV/m)	Average Limit (dBuV/m)	Margin (dB)	Peak Limit (dBuV/m)	PK Margin (dB)	Azimuth (Degs)	Height (cm)	Polarity
1	* 2.4835	50.05	Pk	32.3	-12.9	69.45	-	-	74	-4.55	191	397	V
2	* 2.48356	49.97	Pk	32.3	-12.9	69.37	-	-	74	-4.63	191	397	V
3	* 2.4835	23.22	RMS	32.3	-12.9	42.62	54	-11.38	-	-	191	397	V
4	* 2.48413	25.79	RMS	32.3	-12.9	45.19	54	-8.81	-	-	191	397	V

* - indicates frequency in CFR47 Pt 15 / IC RSS-Restricted Band
 Pk - Peak detector
 RMS - RMS detection

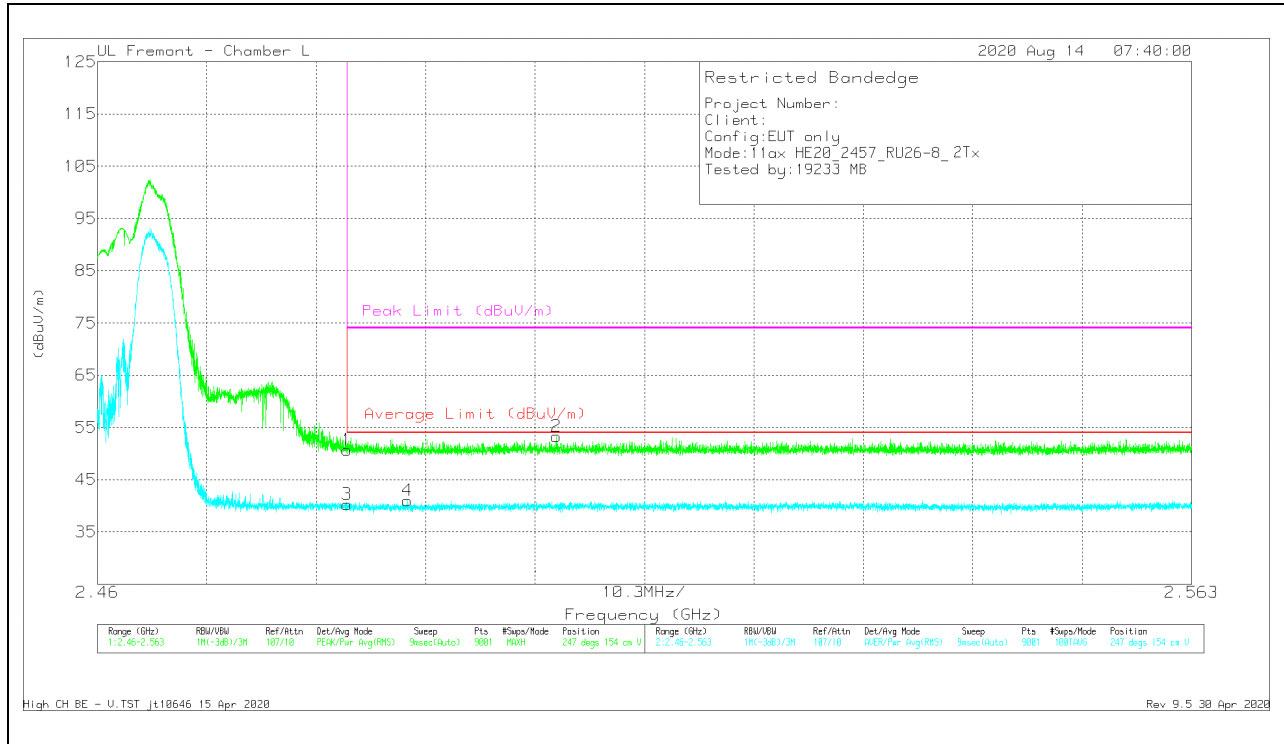
BANDEDGE (HIGH CHANNEL, CH 10)

HORIZONTAL RESULT



Marker	Frequency (GHz)	Meter Reading (dBuV)	Det	AF 344 (dB/m)	Amp/Cbl/Fitr/Pa d (dB)	Corrected Reading (dBuV/m)	Average Limit (dBuV/m)	Margin (dB)	Peak Limit (dBuV/m)	PK Margin (dB)	Azimuth (Degs)	Height (cm)	Polarity
1	* 2.48351	57.93	Pk	32.3	-20.9	69.33	-	-	74	-4.67	332	125	H
2	* 2.48367	56.11	Pk	32.3	-20.9	67.51	-	-	74	-6.49	332	125	H
3	* 2.48351	32.13	RMS	32.3	-20.9	43.53	54	-10.47	-	-	332	125	H
4	* 2.48417	34.21	RMS	32.3	-20.9	45.61	54	-8.39	-	-	332	125	H

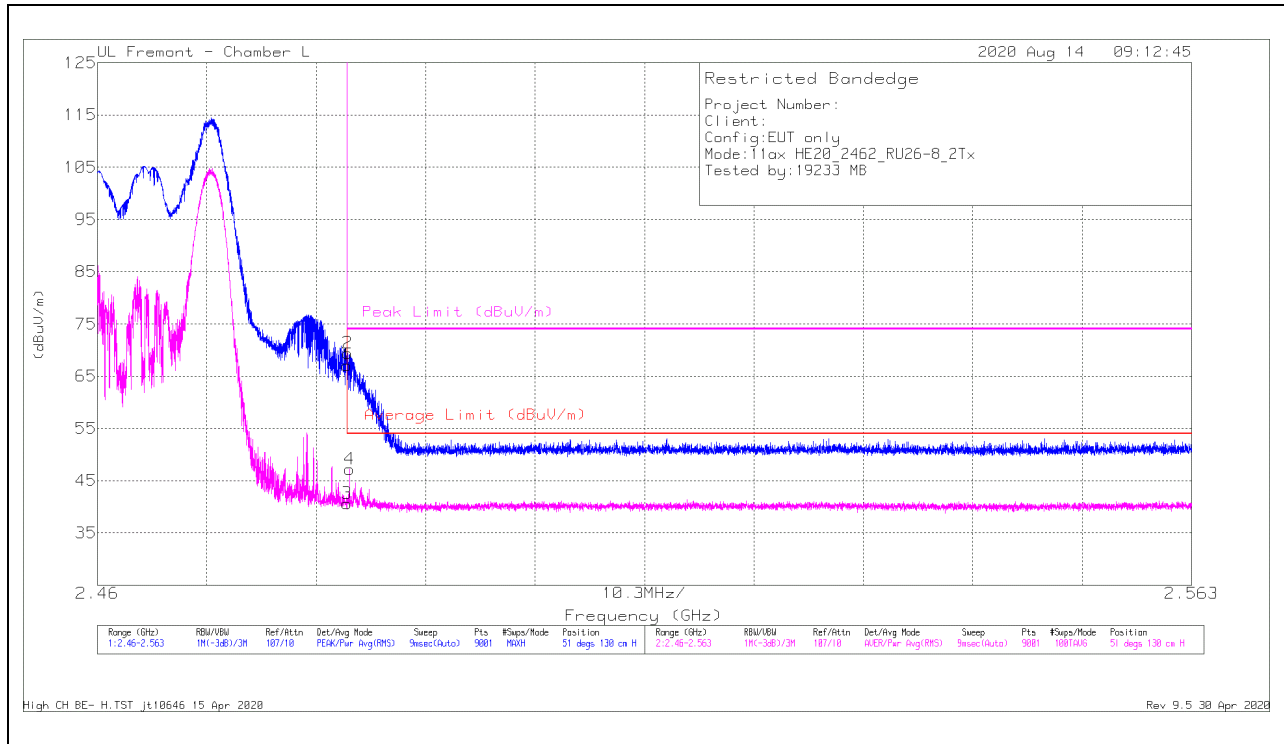
VERTICAL RESULT



Marker	Frequency (GHz)	Meter Reading (dBuV)	Det	AF 344 (dB/m)	Amp/Cbl/Filt/Par d (dB)	Corrected Reading (dBuV/m)	Average Limit (dBuV/m)	Margin (dB)	Peak Limit (dBuV/m)	PK Margin (dB)	Azimuth (Degs)	Height (cm)	Polarity
1	* 2.48351	39.32	Pk	32.3	-20.9	50.72	-	-	74	-23.28	247	154	V
2	2.50318	41.79	Pk	32.4	-20.9	53.29	-	-	74	-20.71	247	154	V
3	* 2.48351	28.79	RMS	32.3	-20.9	40.19	54	-13.81	-	-	247	154	V
4	* 2.48921	29.6	RMS	32.3	-20.9	41	54	-13	-	-	247	154	V

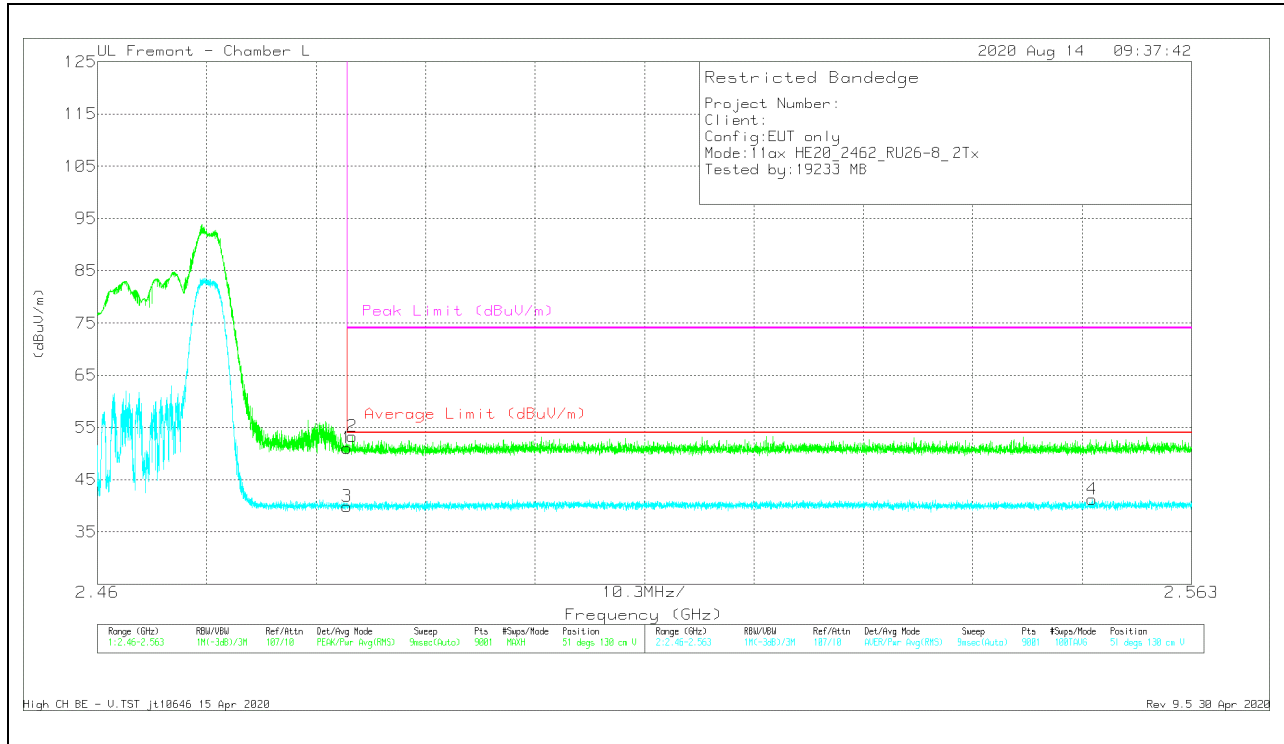
BANDEDGE (HIGH CHANNEL, CH 11)

HORIZONTAL RESULT



Marker	Frequency (GHz)	Meter Reading (dBuV)	Det	AF 344 (dB/m)	Amp/Cbl/Fitr/Pa d (dB)	Corrected Reading (dBuV/m)	Average Limit (dBuV/m)	Margin (dB)	Peak Limit (dBuV/m)	PK Margin (dB)	Azimuth (Degs)	Height (cm)	Polarity
1	* 2.48351	55.69	Pk	32.3	-20.9	67.09	-	-	74	-6.91	51	130	H
2	* 2.48355	58.01	Pk	32.3	-20.9	69.41	-	-	74	-4.59	51	130	H
3	* 2.48351	29.22	RMS	32.3	-20.9	40.62	54	-13.38	-	-	51	130	H
4	* 2.48375	35.75	RMS	32.3	-20.9	47.15	54	-6.85	-	-	51	130	H

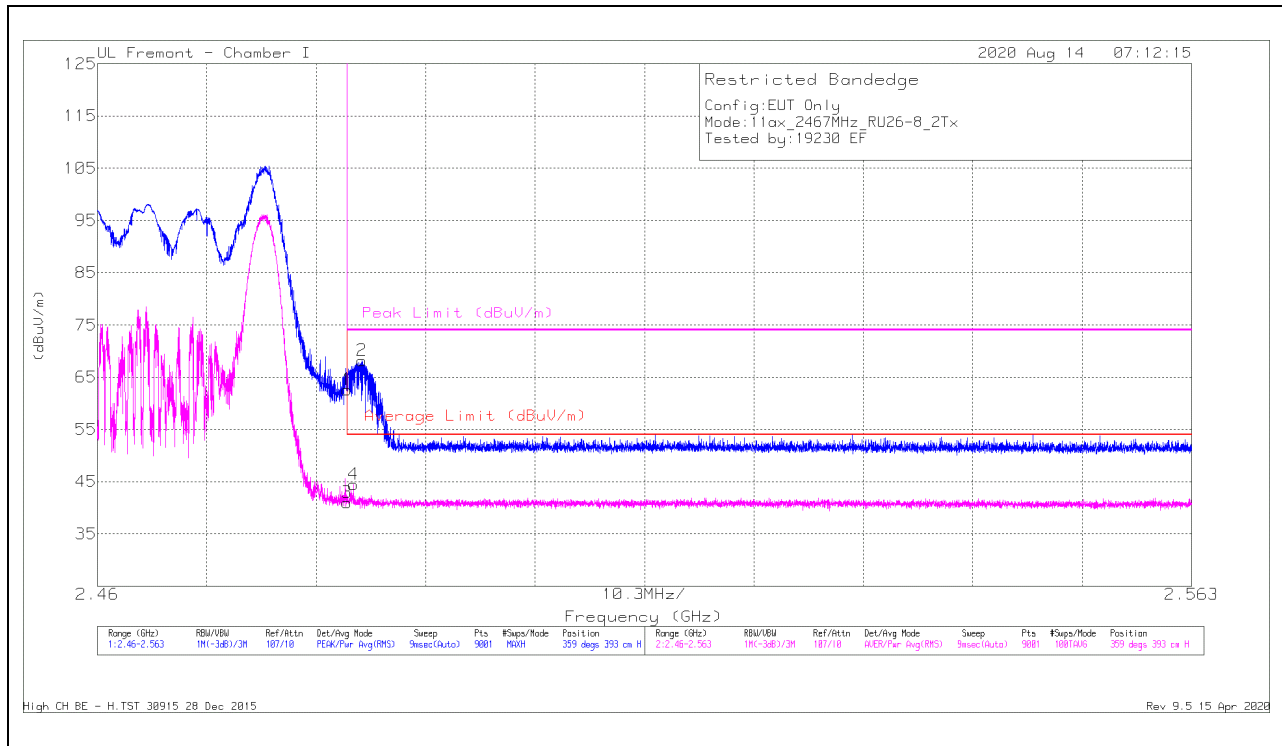
VERTICAL RESULT



Marker	Frequency (GHz)	Meter Reading (dBuV)	Det	AF 344 (dB/m)	Amp/Cbl/Ftr/Pa d (dB)	Corrected Reading (dBuV/m)	Average Limit (dBuV/m)	Margin (dB)	Peak Limit (dBuV/m)	PK Margin (dB)	Azimuth (Degs)	Height (cm)	Polarity
1	* 2.48351	39.67	Pk	32.3	-20.9	51.07	-	-	74	-22.93	51	130	V
2	* 2.48401	41.91	Pk	32.3	-20.9	53.31	-	-	74	-20.69	51	130	V
3	* 2.48351	28.51	RMS	32.3	-20.9	39.91	54	-14.09	-	-	51	130	V
4	2.55361	29.74	RMS	32.3	-20.8	41.24	54	-12.76	-	-	51	130	V

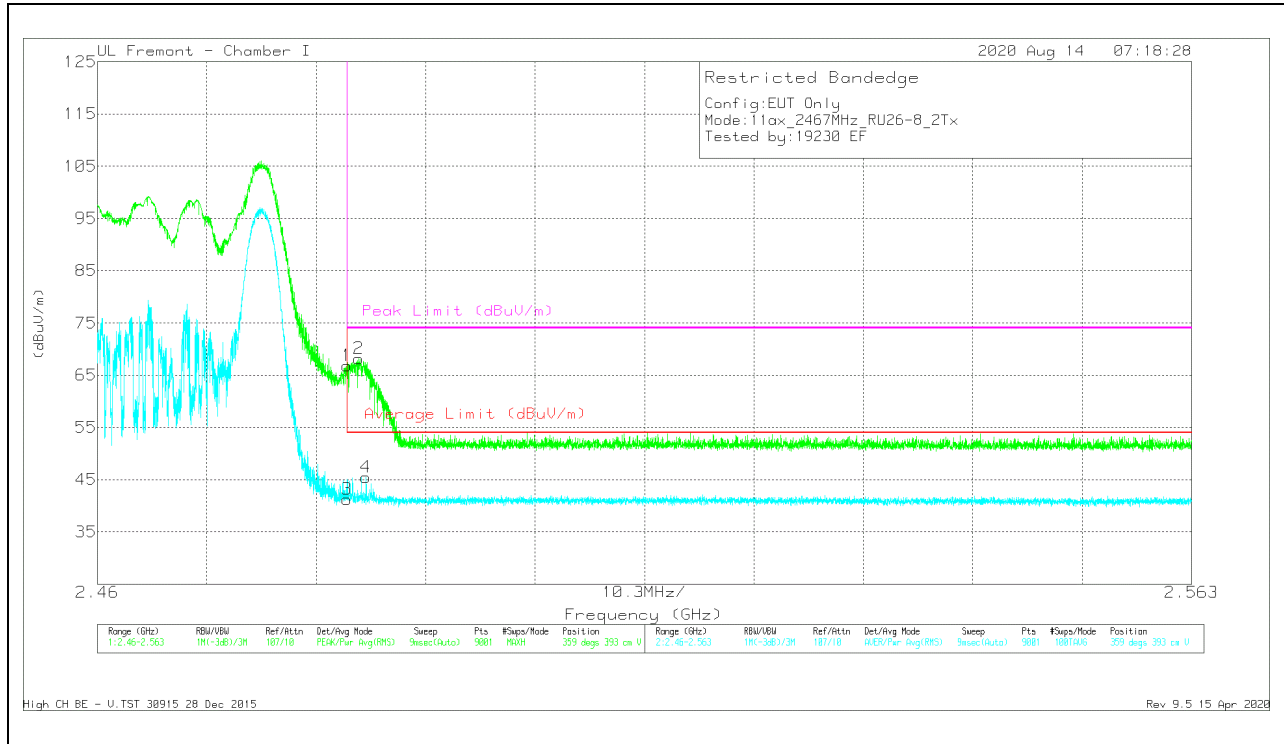
BANDEDGE (HIGH CHANNEL, CH 12)

HORIZONTAL RESULT



Marker	Frequency (GHz)	Meter Reading (dBuV)	Det	AF T346 (dB/m)	Amp/Cbl /Filtr/Pad (dB)	DC Corr (dB)	Corrected Reading (dBuV/m)	Average Limit (dBuV/m)	Margin (dB)	Peak Limit (dBuV/m)	PK Margin (dB)	Azimuth (Degs)	Height (cm)	Polarity
1	* 2.48351	47.86	Pk	32.4	-17.7	0	62.56	-	-	74	-11.44	359	393	H
2	* 2.48489	53.33	Pk	32.5	-17.7	0	68.13	-	-	74	-5.87	359	393	H
3	* 2.48351	26.3	RMS	32.4	-17.7	0	41	54	-13	-	-	359	393	H
4	* 2.48408	29.74	RMS	32.4	-17.7	0	44.44	54	-9.56	-	-	359	393	H

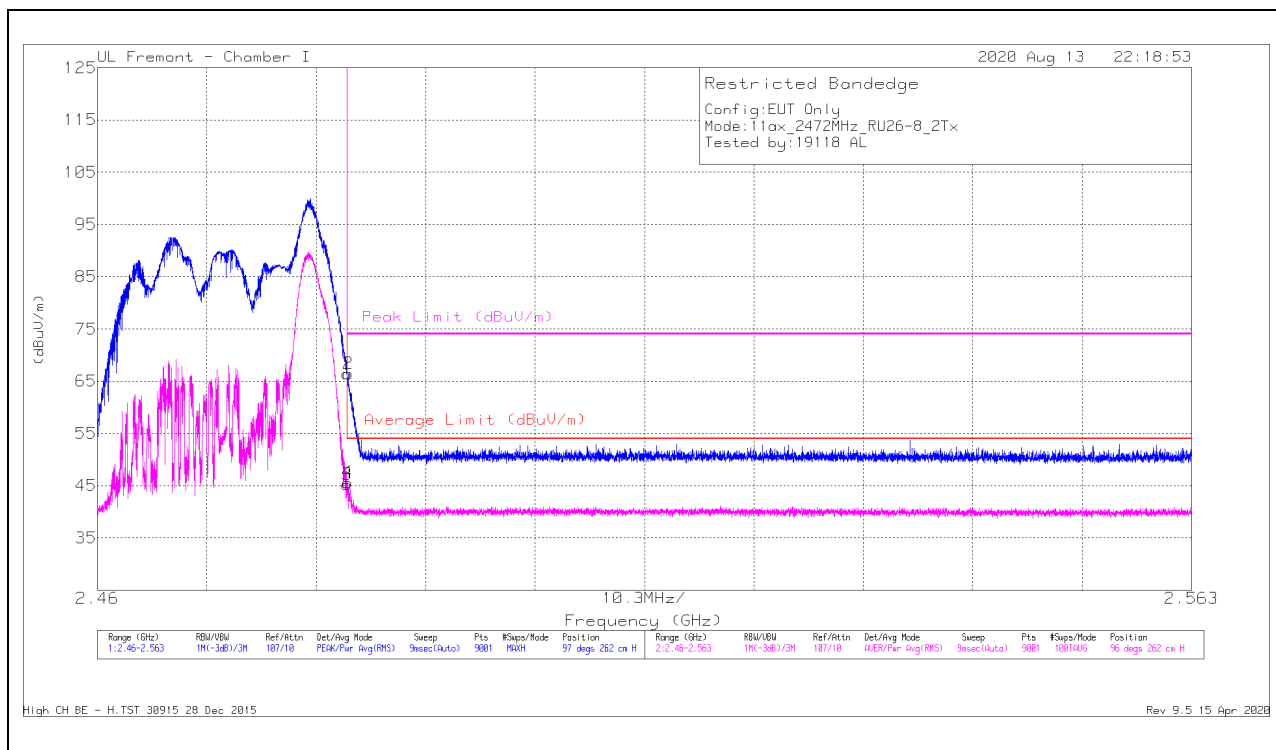
VERTICAL RESULT



Marker	Frequency (GHz)	Meter Reading (dBuV)	Det	AF T346 (dB/m)	Amp/Cbl /Filtr/Pad (dB)	DC Corr (dB)	Corrected Reading (dBuV/m)	Average Limit (dBuV/m)	Margin (dB)	Peak Limit (dBuV/m)	PK Margin (dB)	Azimuth (Degs)	Height (cm)	Polarity
1	*2.48351	52.11	Pk	32.4	-17.7	0	66.81	-	-	74	-7.19	359	393	V
2	*2.4846	53.51	Pk	32.4	-17.7	0	68.21	-	-	74	-5.79	359	393	V
3	*2.48351	26.58	RMS	32.4	-17.7	0	41.28	54	-12.72	-	-	359	393	V
4	*2.48528	30.65	RMS	32.5	-17.7	0	45.45	54	-8.55	-	-	359	393	V

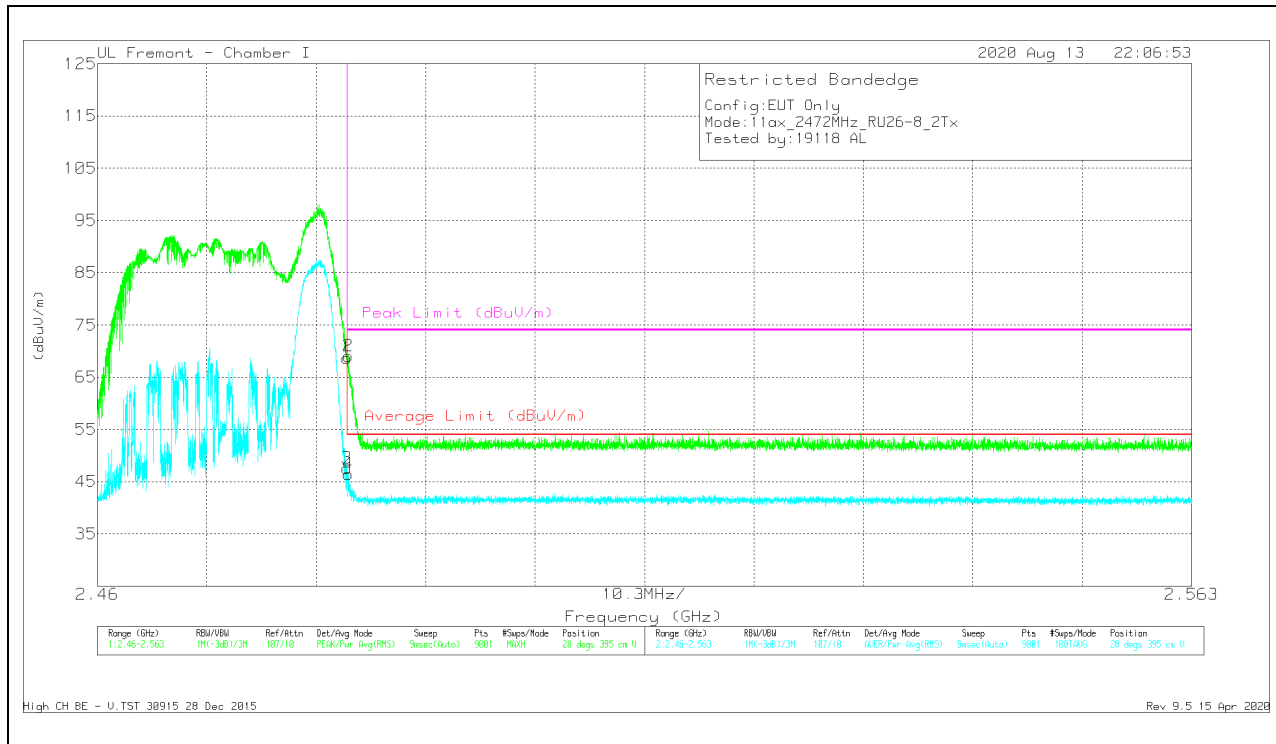
BANDEDGE (HIGH CHANNEL, CH 13)

HORIZONTAL RESULT



Marker	Frequency (GHz)	Meter Reading (dBuV)	Det	AF T346 (dB/m)	Amp/Cbl /Filtr/Pad (dB)	DC Corr (dB)	Corrected Reading (dBuV/m)	Average Limit (dBuV/m)	Margin (dB)	Peak Limit (dBuV/m)	PK Margin (dB)	Azimuth (Degs)	Height (cm)	Polarity
1	*2.48351	51.72	Pk	32.4	-17.7	0	66.42	-	-	74	-7.58	97	262	H
2	*2.48363	51.78	Pk	32.4	-17.7	0	66.48	-	-	74	-7.52	97	262	H
3	*2.48351	30.47	RMS	32.4	-17.7	0	45.17	54	-8.83	-	-	96	262	H
4	*2.48355	30.82	RMS	32.4	-17.7	0	45.52	54	-8.48	-	-	96	262	H

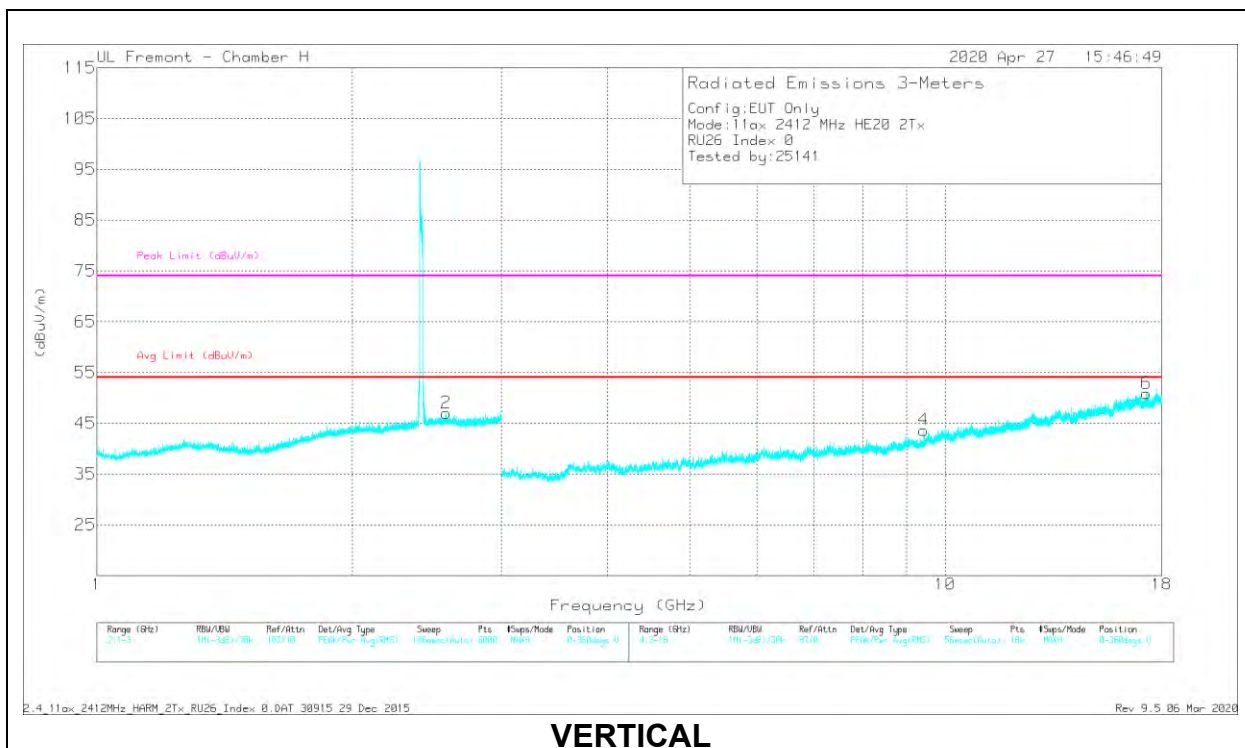
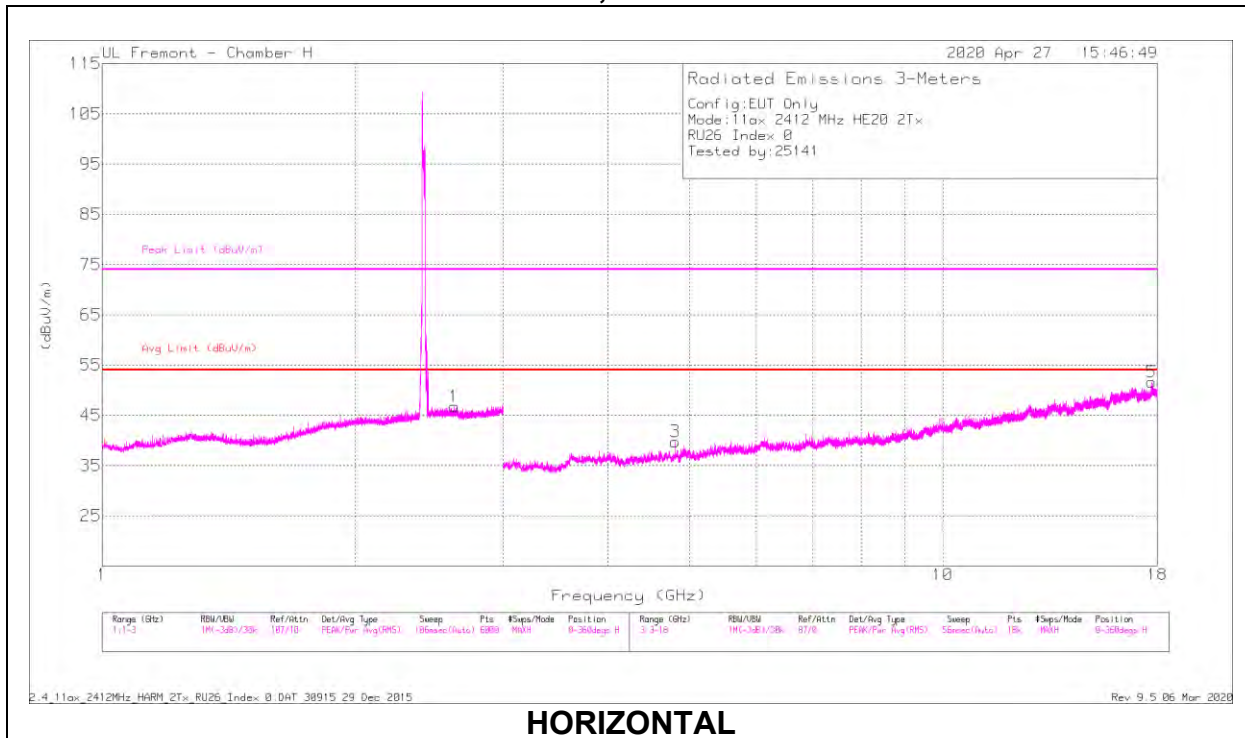
VERTICAL RESULT



Marker	Frequency (GHz)	Meter Reading (dBuV)	Det	AF T346 (dB/m)	Amp/Cbl /Filtr/Pad (dB)	DC Corr (dB)	Corrected Reading (dBuV/m)	Average Limit (dBuV/m)	Margin (dB)	Peak Limit (dBuV/m)	PK Margin (dB)	Azimuth (Degs)	Height (cm)	Polarity
1	*2.48351	53.96	Pk	32.4	-17.7	0	68.66	-	-	74	-5.34	28	395	V
2	*2.4836	54.37	Pk	32.4	-17.7	0	69.07	-	-	74	-4.93	28	395	V
3	*2.48351	32.87	RMS	32.4	-17.7	0	47.57	54	-6.43	-	-	28	395	V
4	*2.4836	31.75	RMS	32.4	-17.7	0	46.45	54	-7.55	-	-	28	395	V

HARMONICS AND SPURIOUS EMISSIONS

LOW CHANNEL, CH 1 RESULTS



RADIATED EMISSIONS

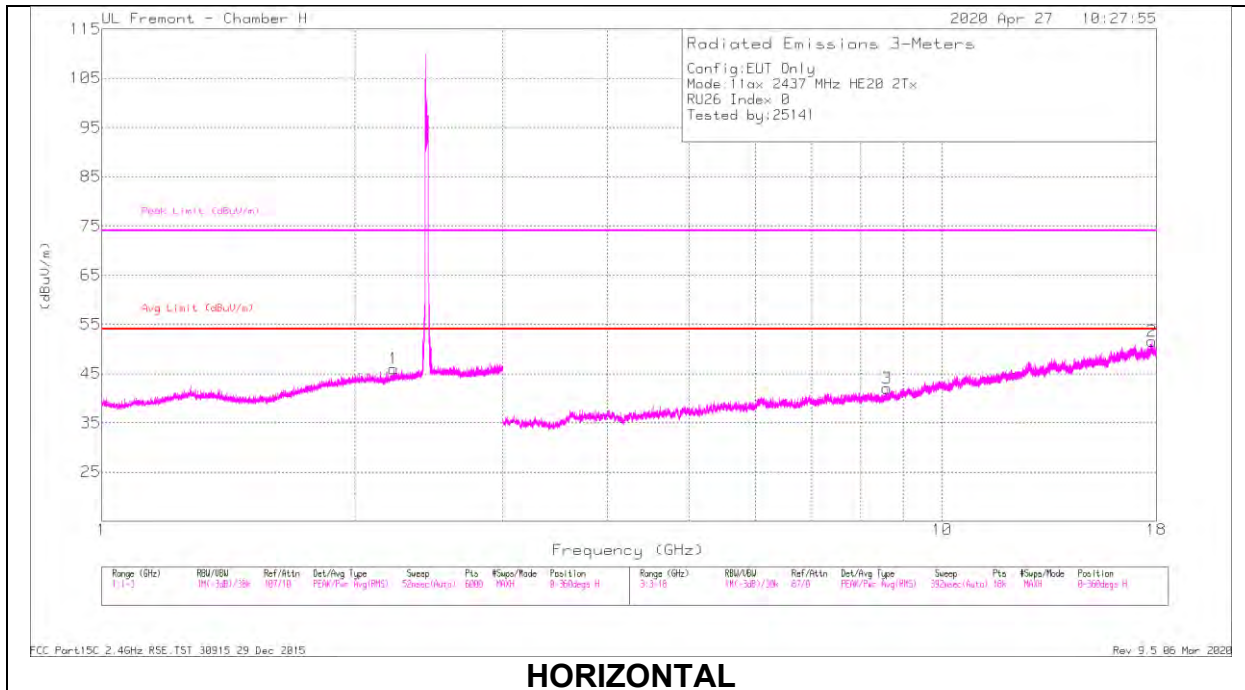
Marker	Frequency (GHz)	Meter Reading (dBuV)	Det	AF T863 (dB/m)	Amp/Cbl/Fitr/Pad (dB)	Corrected Reading (dBuV/m)	Avg Limit (dBuV/m)	Margin (dB)	Peak Limit (dBuV/m)	PK Margin (dB)	Azimuth (Degs)	Height (cm)	Polarity
3	* 4.80757	49.9	PK2	34.4	-31.5	52.8	-	-	74	-21.2	289	101	H
	* 4.80737	34.44	MAv1	34.4	-31.5	37.34	54	-16.66	-	-	289	101	H
5	* 17.71103	36.39	PK2	41.3	-19.6	58.09	-	-	74	-15.91	154	205	H
	* 17.71216	24.52	MAv1	41.4	-19.7	46.22	54	-7.78	-	-	154	205	H
4	* 9.43208	37.56	PK2	36.6	-25	49.16	-	-	74	-24.84	201	225	V
	* 9.43496	25.67	MAv1	36.5	-25	37.17	54	-16.83	-	-	201	225	V
2	2.5822	44.5	PK2	32.5	-23.5	53.5	-	-	-	-	154	329	V
1	2.62229	44.79	PK2	32.4	-23.5	53.69	-	-	-	-	290	107	H
6	17.26332	35.67	PK2	41.4	-20.8	56.27	-	-	-	-	6	129	V

* - indicates frequency in CFR47 Pt 15 / IC RSS-Restricted Band

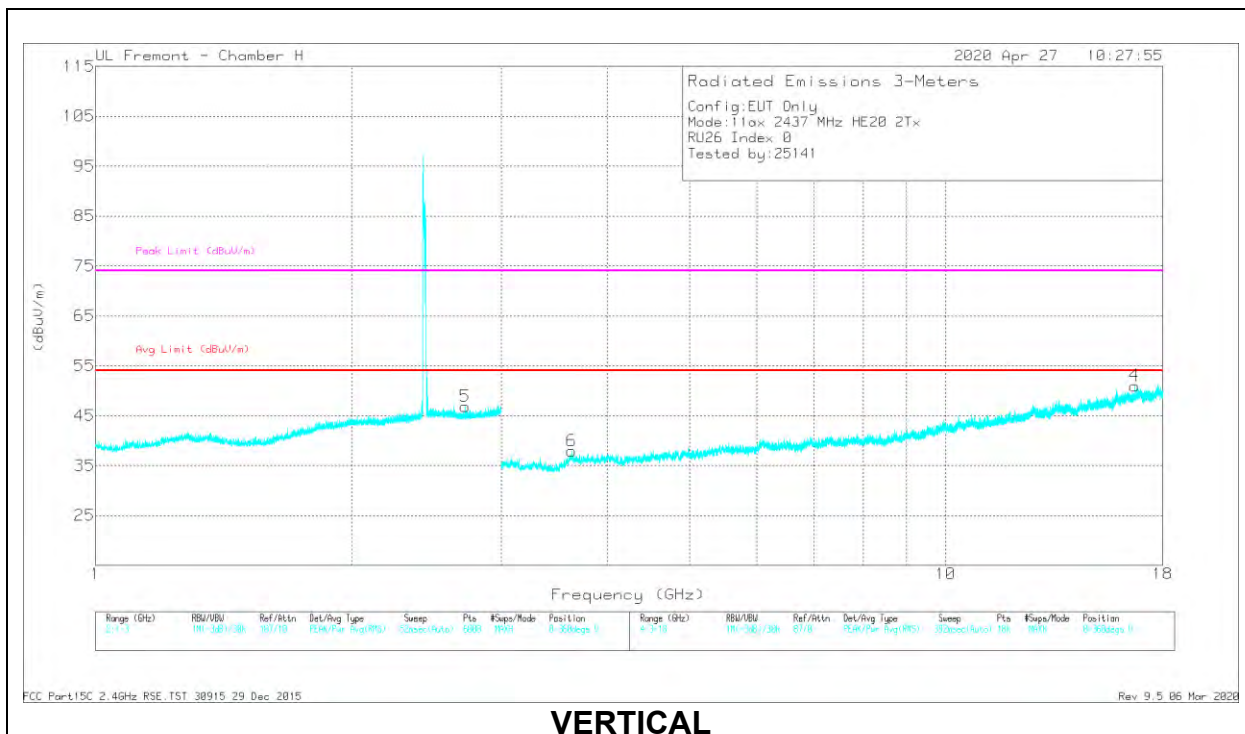
PK2 - KDB558074 Method: Maximum Peak

MAv1 - KDB558074 Option 1 Maximum RMS Average

MID CHANNEL, CH 6 RESULTS



HORIZONTAL



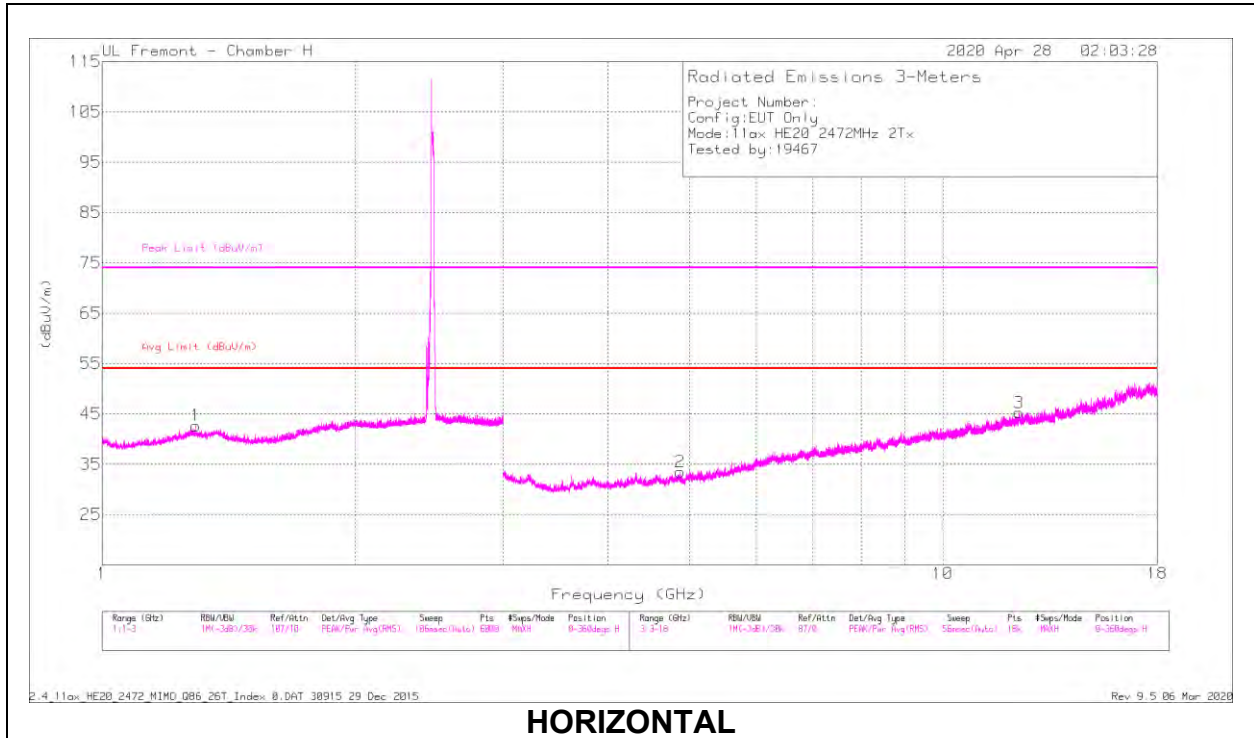
VERTICAL

RADIATED EMISSIONS

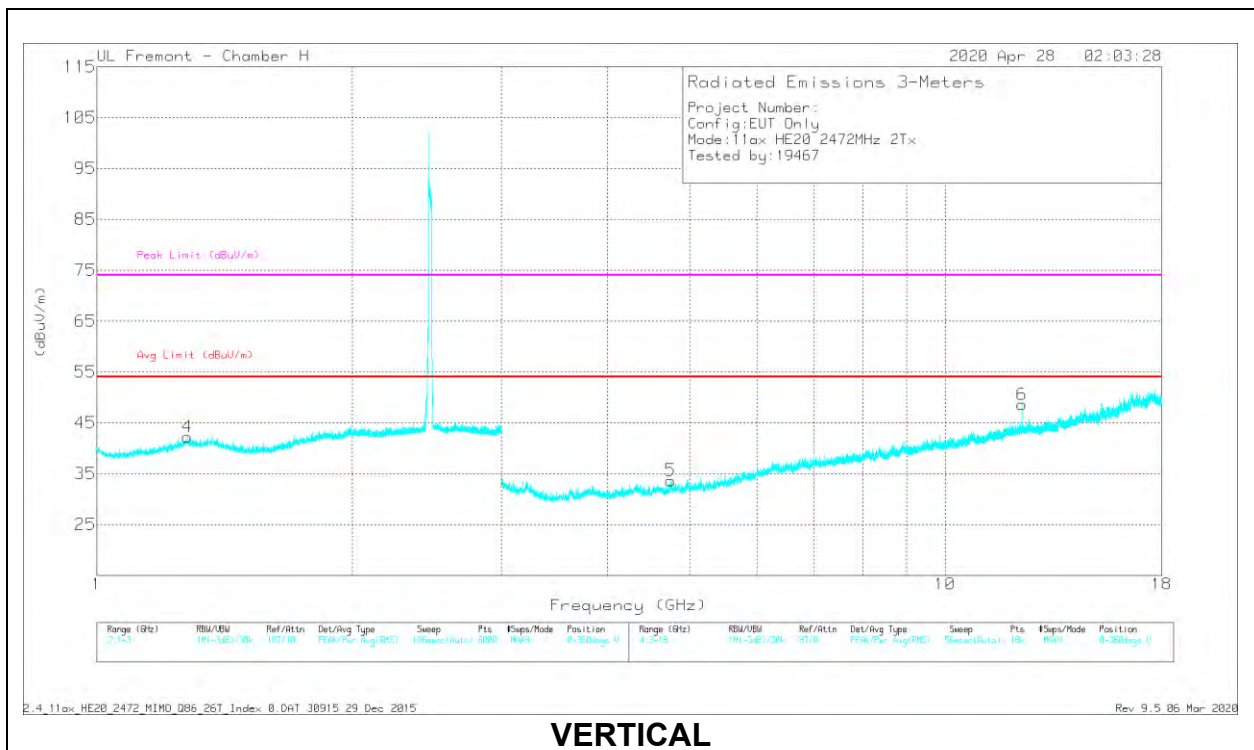
Marker	Frequency (GHz)	Meter Reading (dBuV)	Det	AF T863 (dB/m)	Amp/Cbl/Fitr/Pad (dB)	Corrected Reading (dBuV/m)	Avg Limit (dBuV/m)	Margin (dB)	Peak Limit (dBuV/m)	PK Margin (dB)	Azimuth (Degs)	Height (cm)	Polarity
1	* 2.22673	44.46	PK2	31.8	-24.1	52.16	-	-	74	-21.84	211	279	H
	* 2.2271	32.43	MAv1	31.8	-24.1	40.13	54	-13.87	-	-	211	279	H
2	* 17.77484	35.39	PK2	41.4	-19.4	57.39	-	-	74	-16.61	300	194	H
	* 17.77271	24.19	MAv1	41.3	-19.4	46.09	54	-7.91	-	-	300	194	H
3	8.59588	38.41	PK2	36	-26.2	48.21	-	-	-	-	358	102	H
	16.68542	36.11	PK2	42	-21.9	56.21	-	-	-	-	14	104	V
5	* 2.72314	44.79	PK2	32.1	-23.5	53.39	-	-	74	-20.61	272	371	V
	* 2.72131	32.27	MAv1	32.1	-23.5	40.87	54	-13.13	-	-	272	371	V
6	* 3.63209	41.75	PK2	33.1	-30.4	44.45	-	-	74	-29.55	252	110	V
	* 3.63027	30.44	MAv1	33.1	-30.5	33.04	54	-20.96	-	-	252	110	V

* - indicates frequency in CFR47 Pt 15 / IC RSS-Restricted Band
 PK2 - KDB558074 Method: Maximum Peak
 MAv1 - KDB558074 Option 1 Maximum RMS Average

HIGH CHANNEL, CH 13 RESULTS



HORIZONTAL



VERTICAL

RADIATED EMISSIONS

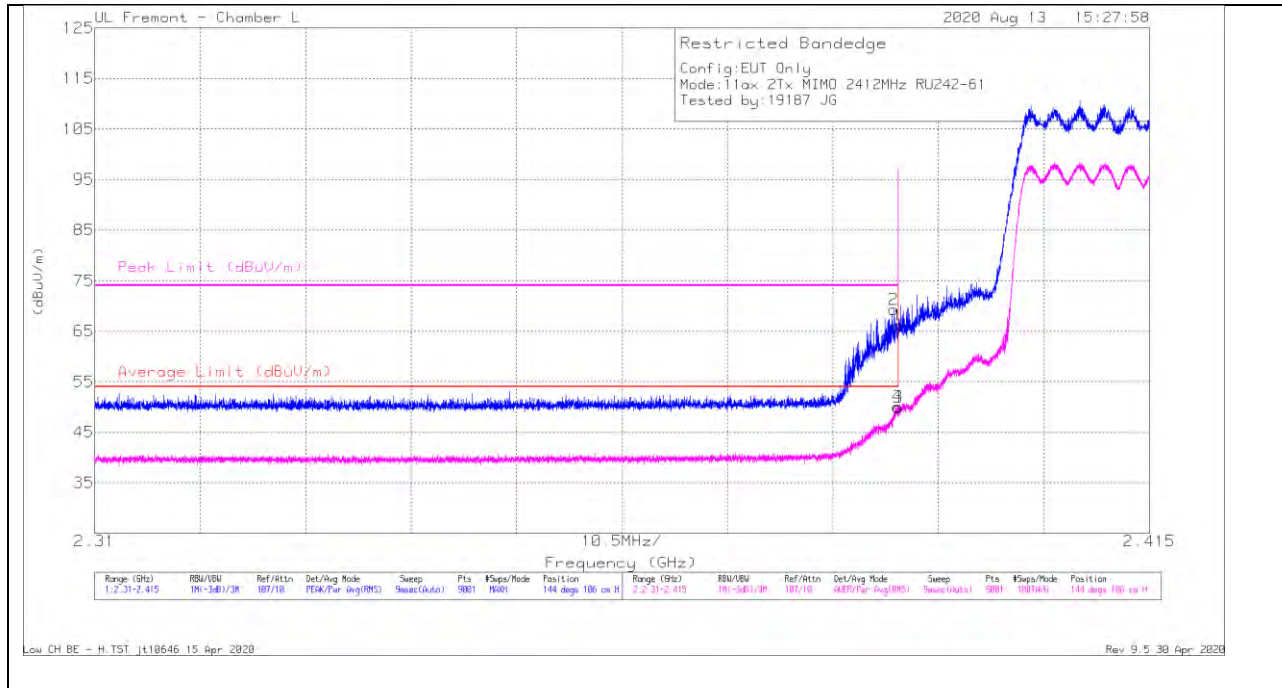
Marker	Frequency (GHz)	Meter Reading (dBuV)	Det	AF T712 (dB/m)	Amp/Cbl/Filtr/Pad (dB)	Corrected Reading (dBuV/m)	Avg Limit (dBuV/m)	Margin (dB)	Peak Limit (dBuV/m)	PK Margin (dB)	Azimuth (Degs)	Height (cm)	Polarity
1	* 1.29219	45.67	PK2	29.6	-26.3	48.97	-	-	74	-25.03	282	106	H
	* 1.29356	33.94	MAv1	29.6	-26.3	37.24	54	-16.76	-	-	282	106	H
4	* 1.27974	45.96	PK2	29.7	-26.3	49.36	-	-	74	-24.64	311	118	V
	* 1.27987	34.04	MAv1	29.7	-26.3	37.44	54	-16.56	-	-	311	118	V
2	* 4.87392	37.69	PK2	34.1	-31.3	40.49	-	-	74	-33.51	254	109	H
	* 4.87243	25.96	MAv1	34.1	-31.3	28.76	54	-25.24	-	-	254	109	H
3	* 12.32374	35.56	PK2	38.9	-22.7	51.76	-	-	74	-22.24	145	101	H
	* 12.32215	24.42	MAv1	38.9	-22.7	40.62	54	-13.38	-	-	145	101	H
5	* 4.75003	37.79	PK2	34.1	-32.2	39.69	-	-	74	-34.31	303	213	V
	* 4.7518	26.71	MAv1	34.1	-32.2	28.61	54	-25.39	-	-	303	213	V
6	* 12.31828	37.58	PK2	38.9	-22.8	53.68	-	-	74	-20.32	236	101	V
	* 12.31826	25.23	MAv1	38.9	-22.8	41.33	54	-12.67	-	-	236	101	V

* - indicates frequency in CFR47 Pt 15 / IC RSS-Restricted Band
 PK2 - KDB558074 Method: Maximum Peak
 MAv1 - KDB558074 Option 1 Maximum RMS Average

2TX ANT 4 + ANT 3 OFDMA MODE: 242-Tone, RU Index 61

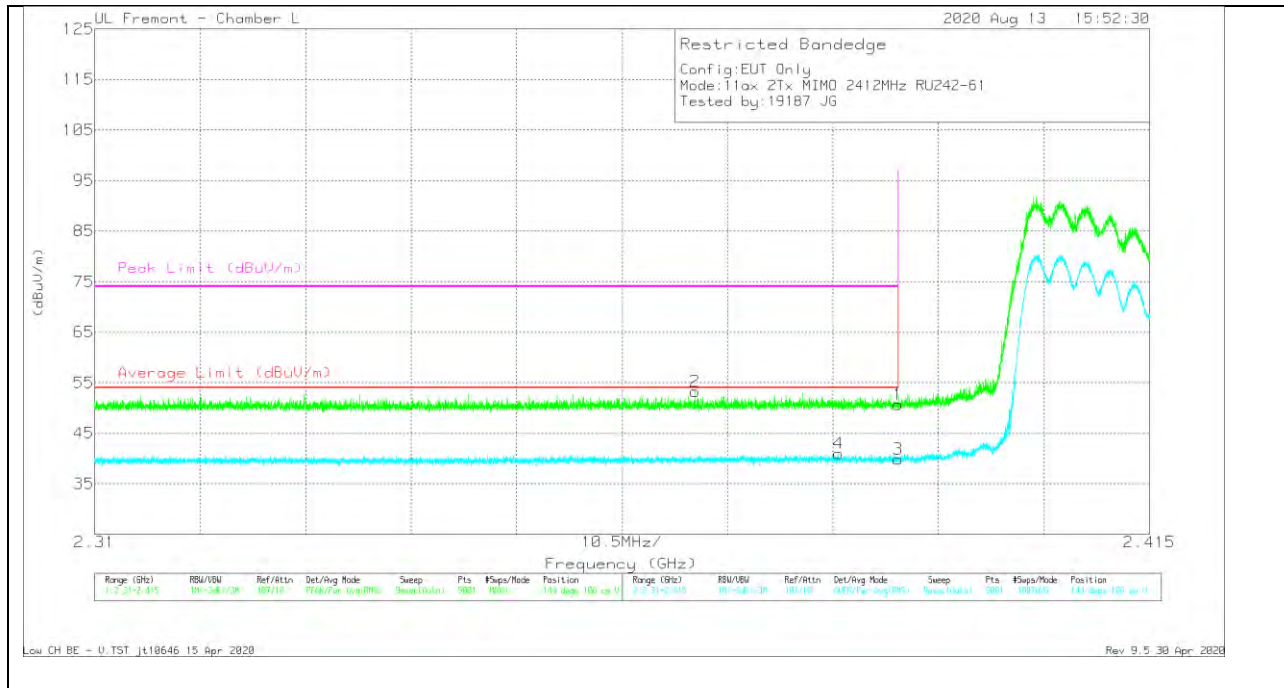
BANDEDGE (LOW CHANNEL, CH 1)

HORIZONTAL RESULT



Marker	Frequency (GHz)	Meter Reading (dBuV)	Det	AF 344 (dB/m)	Amp/Cbl/Fibr/Pad (dB)	Corrected Reading (dBuV/m)	Average Limit (dBuV/m)	Margin (dB)	Peak Limit (dBuV/m)	PK Margin (dB)	Azimuth (Degs)	Height (cm)	Polarity
1	* 2.38999	55.4	Pk	31.9	-21.1	66.2	-	-	74	-7.8	144	106	H
2	* 2.38953	58.53	Pk	31.9	-21.1	69.33	-	-	74	-4.67	144	106	H
3	* 2.38999	39.18	RMS	31.9	-21.1	49.98	54	-4.02	-	-	144	106	H
4	* 2.38993	39.27	RMS	31.9	-21.1	50.07	54	-3.93	-	-	144	106	H

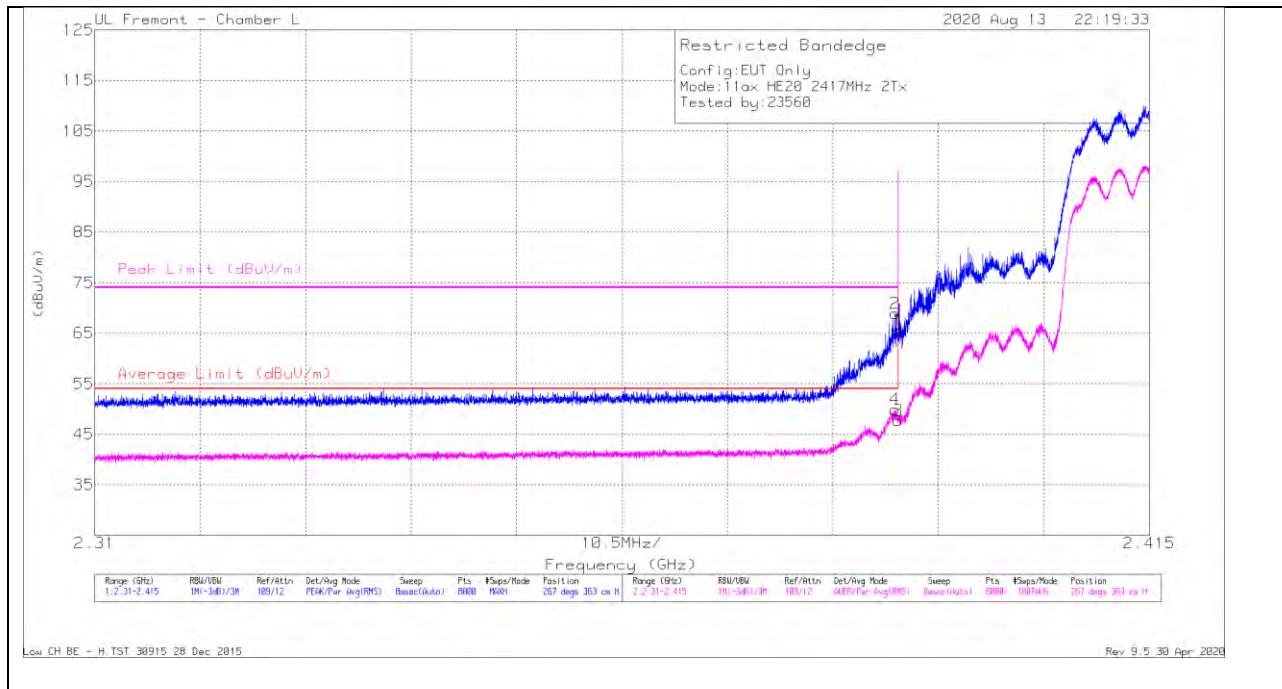
VERTICAL RESULT



Marker	Frequency (GHz)	Meter Reading (dBuV)	Det	AF 344 (dB/m)	Amp/Cb/Filtr/Pa d (dB)	Corrected Reading (dBuV/m)	Average Limit (dBuV/m)	Margin (dB)	Peak Limit (dBuV/m)	PK Margin (dB)	Azimuth (Degs)	Height (cm)	Polarity
1	*2.38999	39.88	Pk	31.9	-21.1	50.68	-	-	74	-23.32	144	106	V
2	*2.38977	42.62	Pk	31.8	-21.2	53.22	-	-	74	-20.78	144	106	V
3	*2.38999	29.03	RMS	31.9	-21.1	39.83	54	-14.17	-	-	144	106	V
4	*2.38403	30.25	RMS	31.8	-21.1	40.95	54	-13.05	-	-	144	106	V

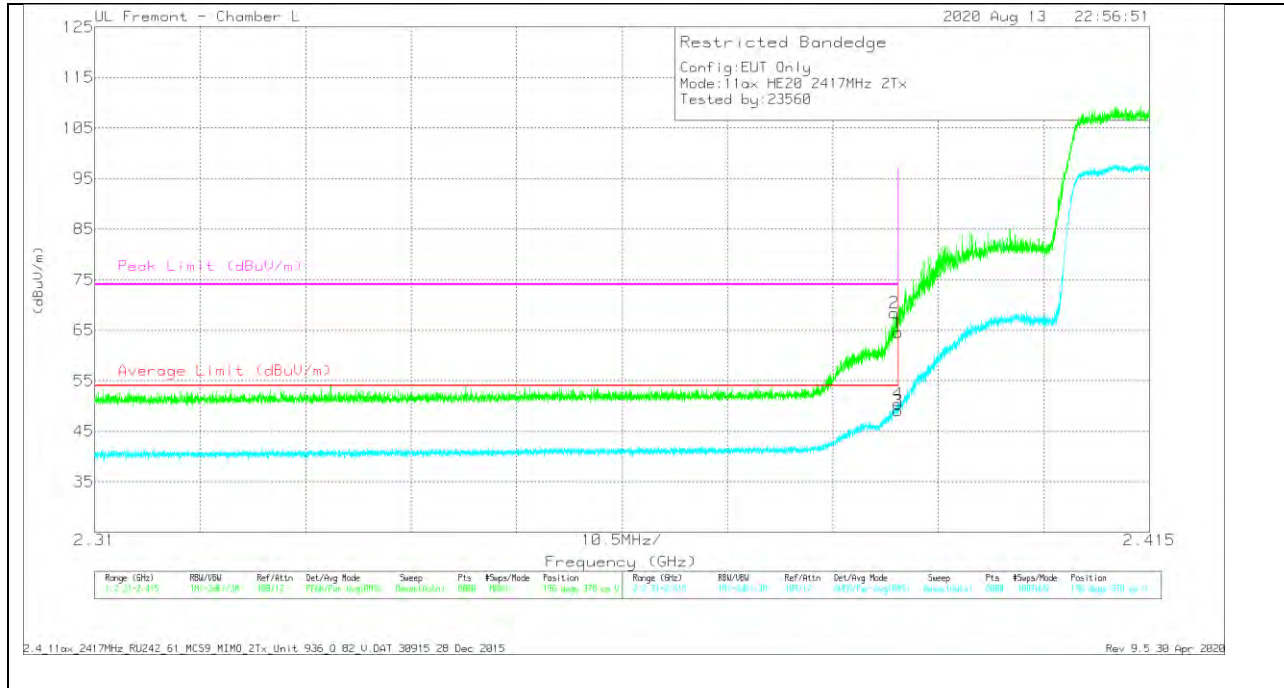
BANDEDGE (LOW CHANNEL, CH 2)

HORIZONTAL RESULT



Marker	Frequency (GHz)	Meter Reading (dBuV)	Det	AF 344 (dB/m)	Amp/Cbl/Fitr/Pad (dB)	Corrected Reading (dBuV/m)	Average Limit (dBuV/m)	Margin (dB)	Peak Limit (dBuV/m)	PK Margin (dB)	Azimuth (Degs)	Height (cm)	Polarity
1	* 2.39	48.81	Pk	31.9	-13.1	65.61	-	-	74	-8.39	267	363	H
2	* 2.38969	50.11	Pk	31.9	-13.1	66.91	-	-	74	-5.09	267	363	H
3	* 2.39	28.94	RMS	31.9	-13.1	47.74	54	-6.26	-	-	267	363	H
4	* 2.38965	31.06	RMS	31.9	-13.1	49.86	54	-4.14	-	-	267	363	H

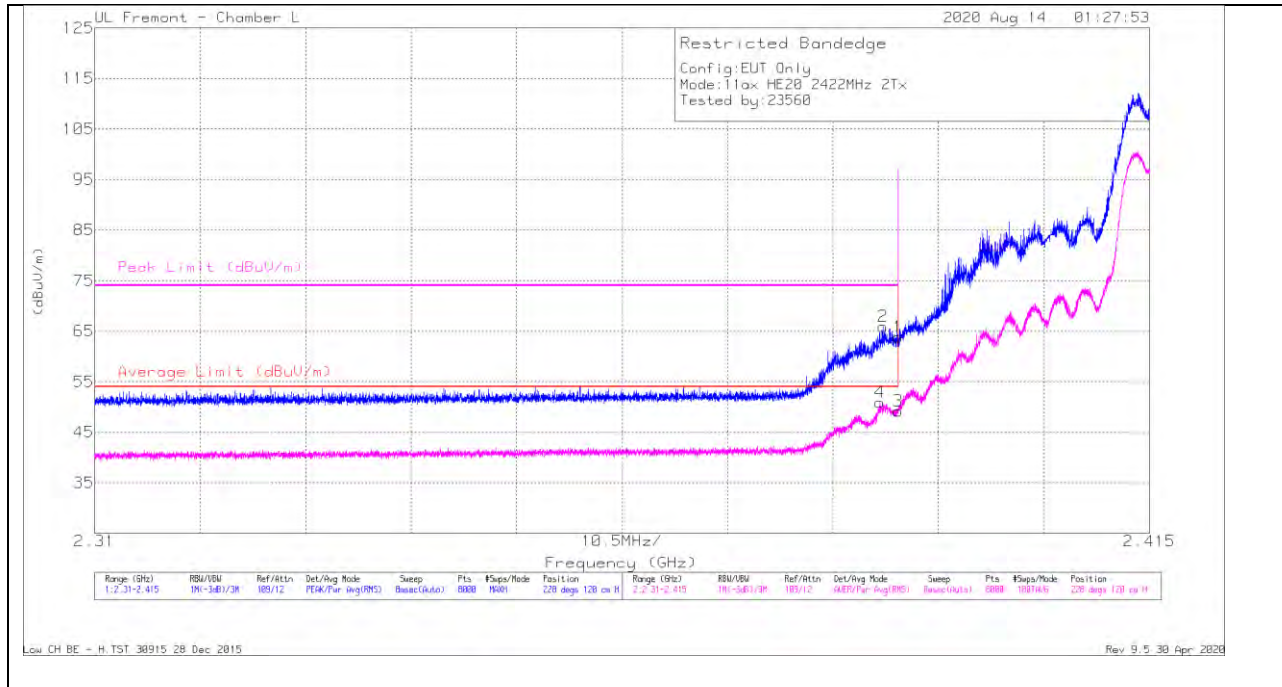
VERTICAL RESULT



Marker	Frequency (GHz)	Meter Reading (dBuV)	Det	AF 344 (dB/m)	Amp/Cbll/Fitr/Paid (dB)	Corrected Reading (dBuV/m)	Average Limit (dBuV/m)	Margin (dB)	Peak Limit (dBuV/m)	PK Margin (dB)	Azimuth (Degs)	Height (cm)	Polarity
1	* 2.39	45.73	Pk	31.9	-13.1	64.53	-	-	74	-9.47	196	378	V
2	* 2.3896	49.58	Pk	31.9	-13.1	68.38	-	-	74	-5.62	196	378	V
3	* 2.39	30.26	RMS	31.9	-13.1	49.06	54	-4.94	-	-	196	378	V
4	* 2.38996	31.58	RMS	31.9	-13.1	50.38	54	-3.62	-	-	196	378	V

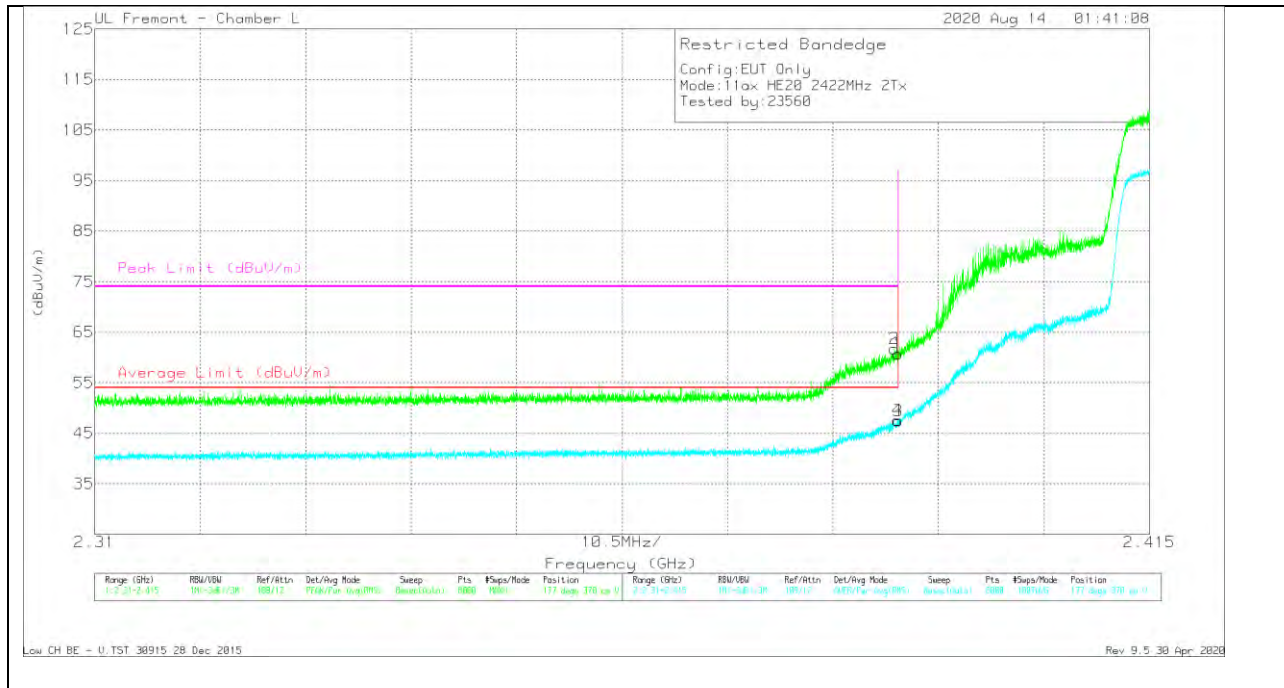
BANDEDGE (LOW CHANNEL, CH 3)

HORIZONTAL RESULT



Marker	Frequency (GHz)	Meter Reading (dBuV)	Det	AF 344 (dB/m)	Amp/Cbl/Fitr/Pa d (dB)	Corrected Reading (dBuV/m)	Average Limit (dBuV/m)	Margin (dB)	Peak Limit (dBuV/m)	PK Margin (dB)	Azimuth (Degs)	Height (cm)	Polarity
1	* 2.39	45.06	Pk	31.9	-13.1	63.86	-	-	74	-10.14	228	120	H
2	* 2.38849	47.16	Pk	31.9	-13.1	65.96	-	-	74	-8.04	228	120	H
3	* 2.39	30.39	RMS	31.9	-13.1	49.19	54	-4.81	-	-	228	120	H
4	* 2.38817	32.06	RMS	31.9	-13.1	50.86	54	-3.14	-	-	228	120	H

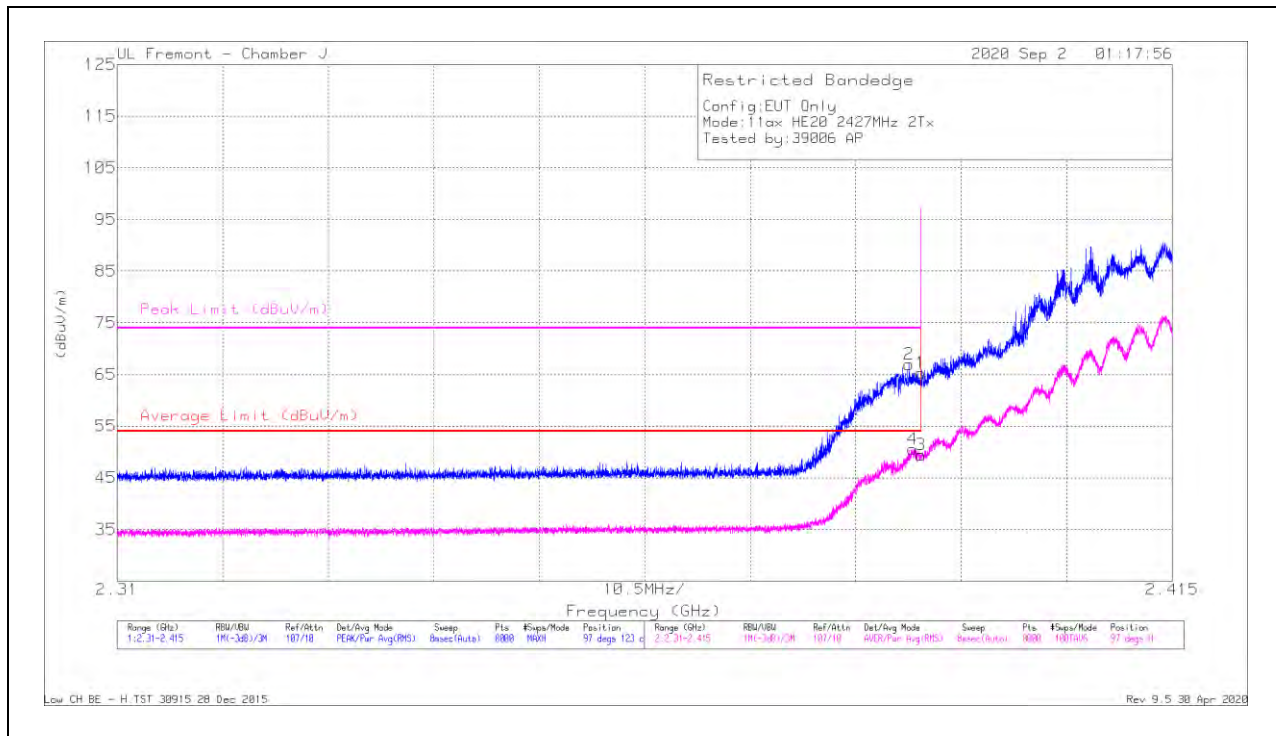
VERTICAL RESULT



Marker	Frequency (GHz)	Meter Reading (dBuV)	Det	AF 344 (dB/m)	Amp/Cbll/Fitr/Pa d (dB)	Corrected Reading (dBuV/m)	Average Limit (dBuV/m)	Margin (dB)	Peak Limit (dBuV/m)	PK Margin (dB)	Azimuth (Degs)	Height (cm)	Polarity
1	* 2.39	41.94	Pk	31.9	-13.1	60.74	-	-	74	-13.26	177	370	V
2	* 2.38963	42.96	Pk	31.9	-13.1	61.76	-	-	74	-12.24	177	370	V
3	* 2.39	28.62	RMS	31.9	-13.1	47.42	54	-6.58	-	-	177	370	V
4	* 2.3899	28.79	RMS	31.9	-13.1	47.59	54	-6.41	-	-	177	370	V

BANDEDGE (LOW CHANNEL, CH 4)

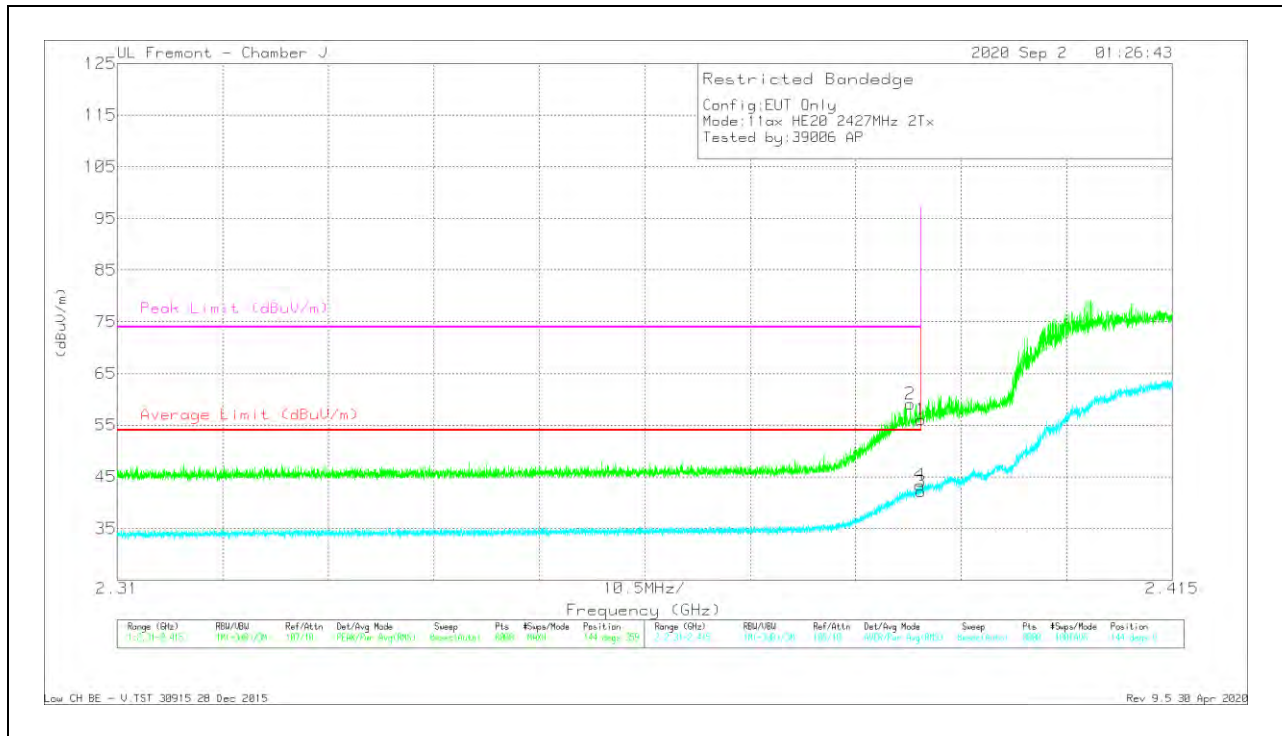
HORIZONTAL RESULT



Marker	Frequency (GHz)	Meter Reading (dBuV)	Det	AF T963 (dB/m)	Amp/Cbl/Fit r/Pad (dB)	Corrected Reading (dBuV/m)	Average Limit (dBuV/m)	Margin (dB)	Peak Limit (dBuV/m)	PK Margin (dB)	Azimuth (Degs)	Height (cm)	Polarity
1	2.39	50.48	Pk	29	-14.2	65.28	-	-	74	-8.72	97	123	H
2	2.38879	52.16	Pk	29	-14.2	66.96	-	-	74	-7.04	97	123	H
3	2.39	34.61	RMS	29	-14.2	49.41	54	-4.59	-	-	97	123	H
4	2.38917	35.74	RMS	29	-14.2	50.54	54	-3.46	-	-	97	123	H

Pk - Peak detector
 RMS - RMS detection

VERTICAL RESULT

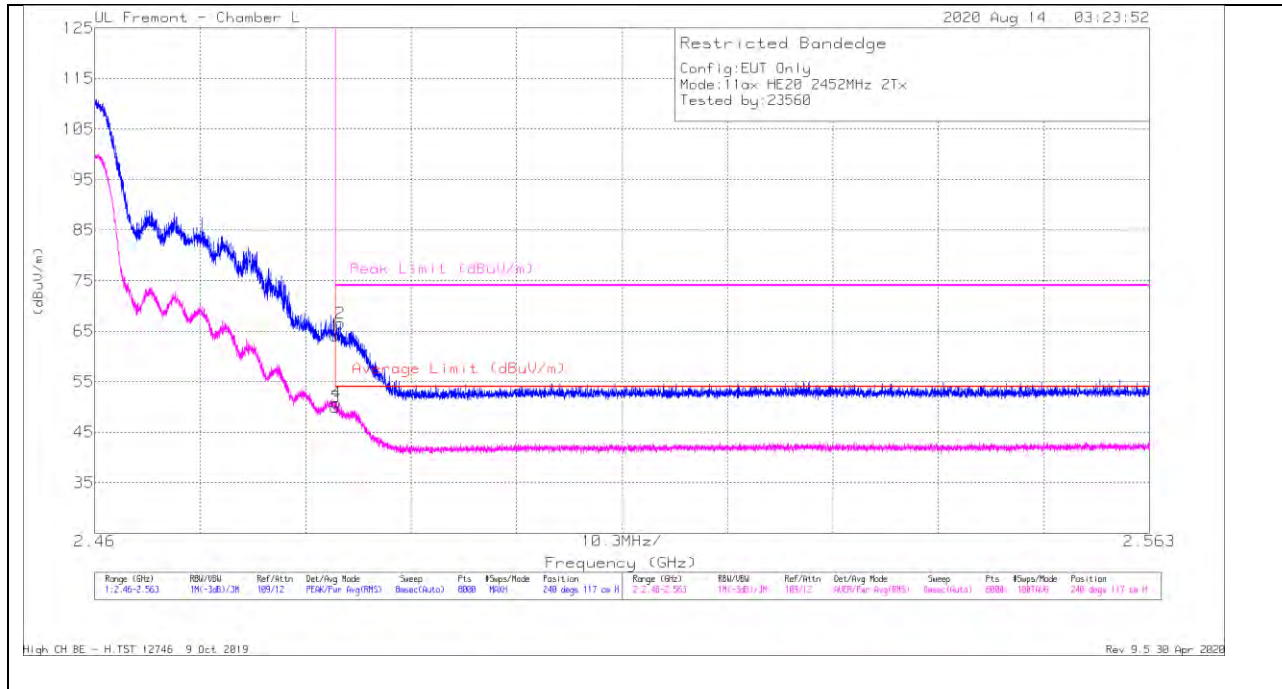


Marker	Frequency (GHz)	Meter Reading (dBuV)	Det	AF T963 (dB/m)	Amp/Cbl/Fit r/Pad (dB)	Corrected Reading (dBuV/m)	Average Limit (dBuV/m)	Margin (dB)	Peak Limit (dBuV/m)	PK Margin (dB)	Azimuth (Degs)	Height (cm)	Polarity
1	2.39	41.28	Pk	29	-14.2	56.08	-	-	74	-17.92	144	359	V
2	2.38893	44.3	Pk	29	-14.2	59.1	-	-	74	-14.9	144	359	V
3	2.39	27.34	RMS	29	-14.2	42.14	54	-11.86	-	-	144	359	V
4	2.38989	28.62	RMS	29	-14.2	43.42	54	-10.58	-	-	144	359	V

Pk - Peak detector
 RMS - RMS detection

BANDEDGE (HIGH CHANNEL, CH 9)

HORIZONTAL RESULT

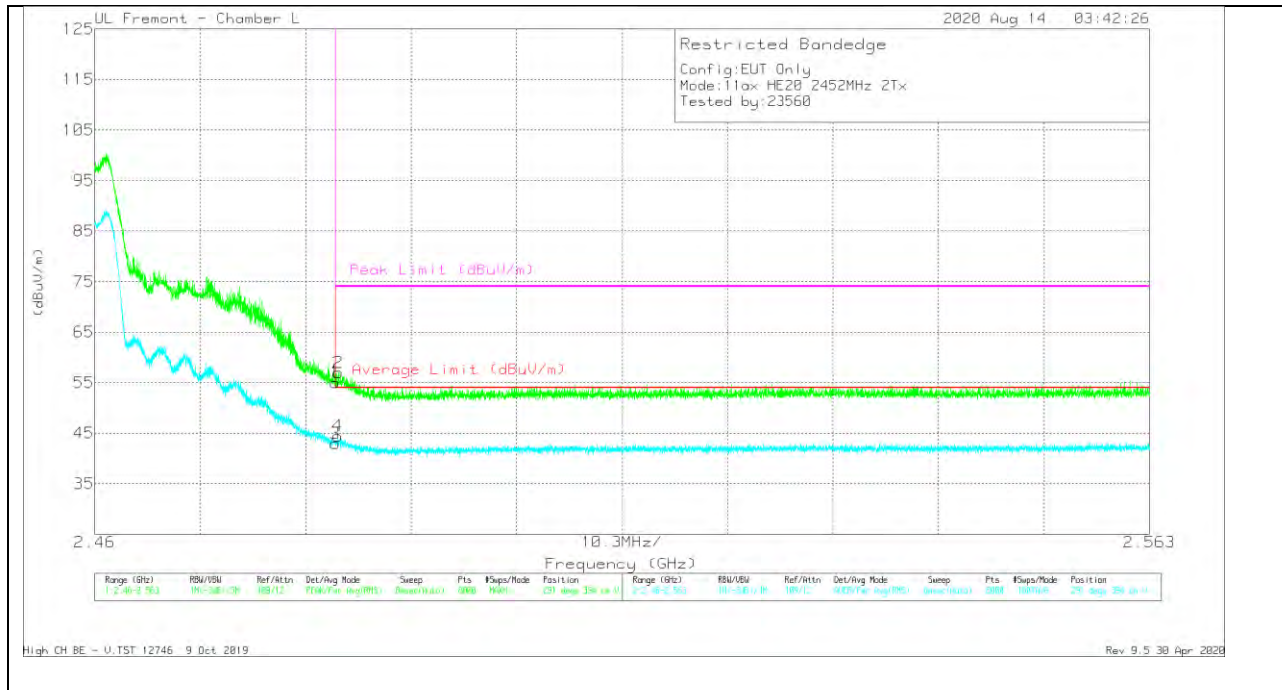


Marker	Frequency (GHz)	Meter Reading (dBuV)	Det	AF 344 (dB/m)	Amp/Cb/Filt/Par d (dB)	Corrected Reading (dBuV/m)	Average Limit (dBuV/m)	Margin (dB)	Peak Limit (dBuV/m)	PK Margin (dB)	Azimuth (Degs)	Height (cm)	Polarity
1	* 2.4835	44.63	Pk	32.3	-12.9	64.03	-	-	74	-9.97	240	117	H
2	* 2.48399	47.11	Pk	32.3	-12.9	66.51	-	-	74	-7.49	240	117	H
3	* 2.4835	30.55	RMS	32.3	-12.9	49.95	54	-4.05	-	-	240	117	H
4	* 2.48363	31.43	RMS	32.3	-12.9	50.83	54	-3.17	-	-	240	117	H

* - indicates frequency in CFR47 Pt 15 / IC RSS-Restricted Band
 Pk - Peak detector
 RMS - RMS detection

High CH BE - H.TST 12746 9 Oct 2019
 Rev 9.5 30 Apr 2020

VERTICAL RESULT



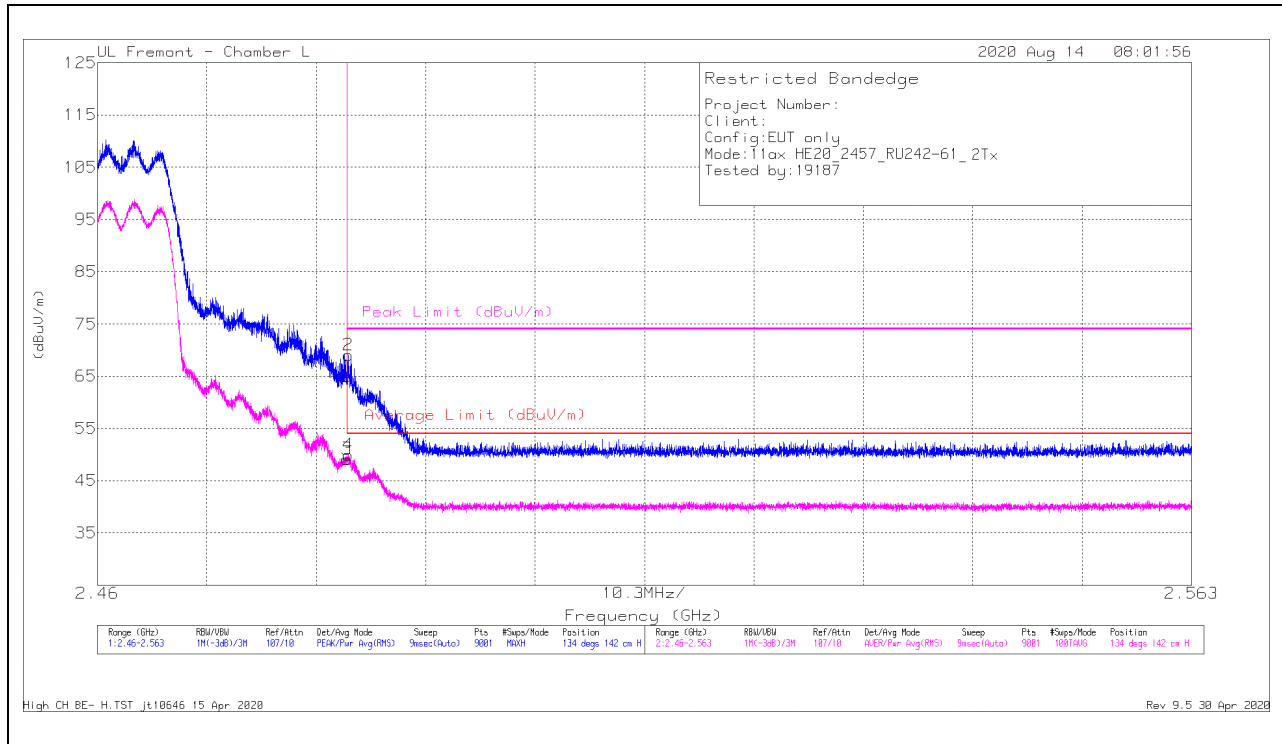
Marker	Frequency (GHz)	Meter Reading (dBuV)	Det	AF 344 (dB/m)	Amp/Cb/Fitr/Pa d (dB)	Corrected Reading (dBuV/m)	Average Limit (dBuV/m)	Margin (dB)	Peak Limit (dBuV/m)	PK Margin (dB)	Azimuth (Degs)	Height (cm)	Polarity
1	* 2.4835	35.67	Pk	32.3	-12.9	55.07	-	-	74	-18.93	291	394	V
2	* 2.48377	37.54	Pk	32.3	-12.9	56.94	-	-	74	-17.06	291	394	V
3	* 2.4835	23.62	RMS	32.3	-12.9	43.02	54	-10.98	-	-	291	394	V
4	* 2.48373	25.11	RMS	32.3	-12.9	44.51	54	-9.49	-	-	291	394	V

* - indicates frequency in CFR47 Pt 15 / IC RSS-Restricted Band
 Pk - Peak detector
 RMS - RMS detection

High CH BE - V.TST 12746 9 Oct 2019
 Rev 9.5 30 Apr 2020

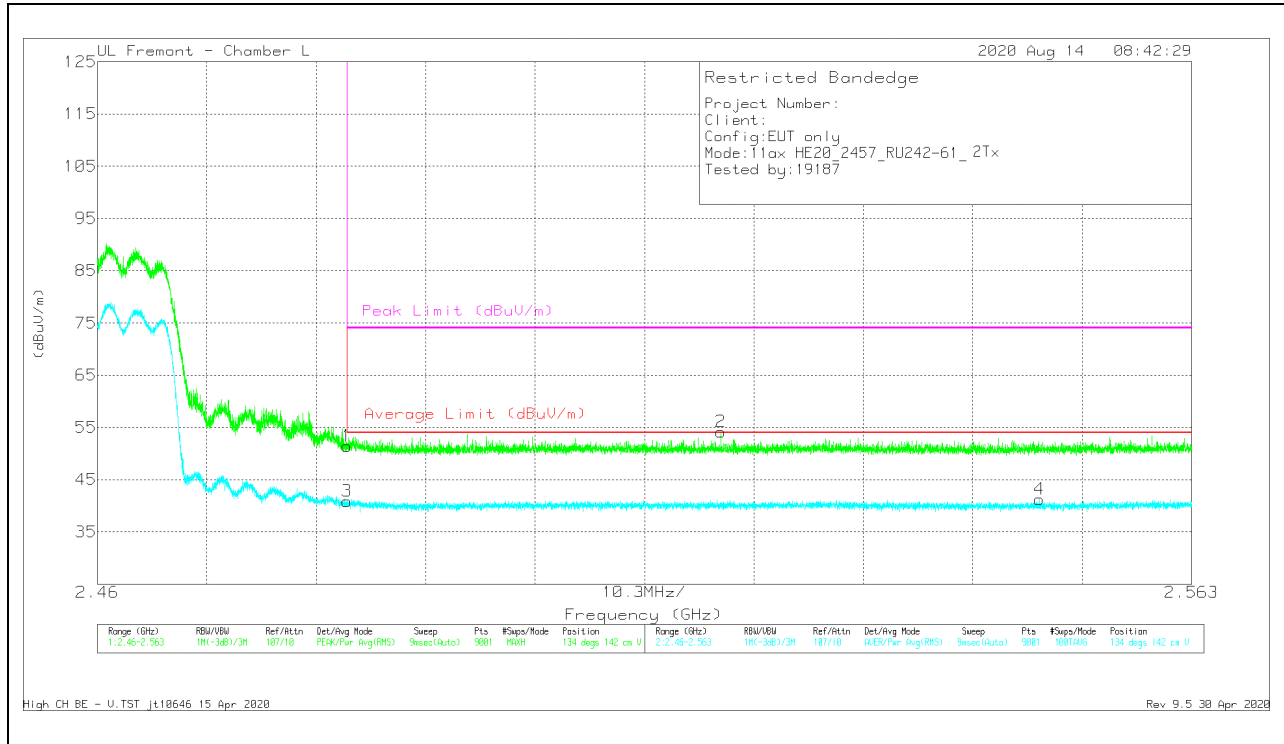
BANDEDGE (HIGH CHANNEL, CH 10)

HORIZONTAL RESULT



Marker	Frequency (GHz)	Meter Reading (dBuV)	Det	AF 344 (dB/m)	Amp/Cbl/Fitr/Pad (dB)	Corrected Reading (dBuV/m)	Average Limit (dBuV/m)	Margin (dB)	Peak Limit (dBuV/m)	PK Margin (dB)	Azimuth (Degs)	Height (cm)	Polarity
1	* 2.48351	53.56	Pk	32.3	-20.9	64.96	-	-	74	-9.04	134	142	H
2	* 2.48362	57.69	Pk	32.3	-20.9	69.09	-	-	74	-4.91	134	142	H
3	* 2.48351	37.71	RMS	32.3	-20.9	49.11	54	-4.89	-	-	134	142	H
4	* 2.48364	38.52	RMS	32.3	-20.9	49.92	54	-4.08	-	-	134	142	H

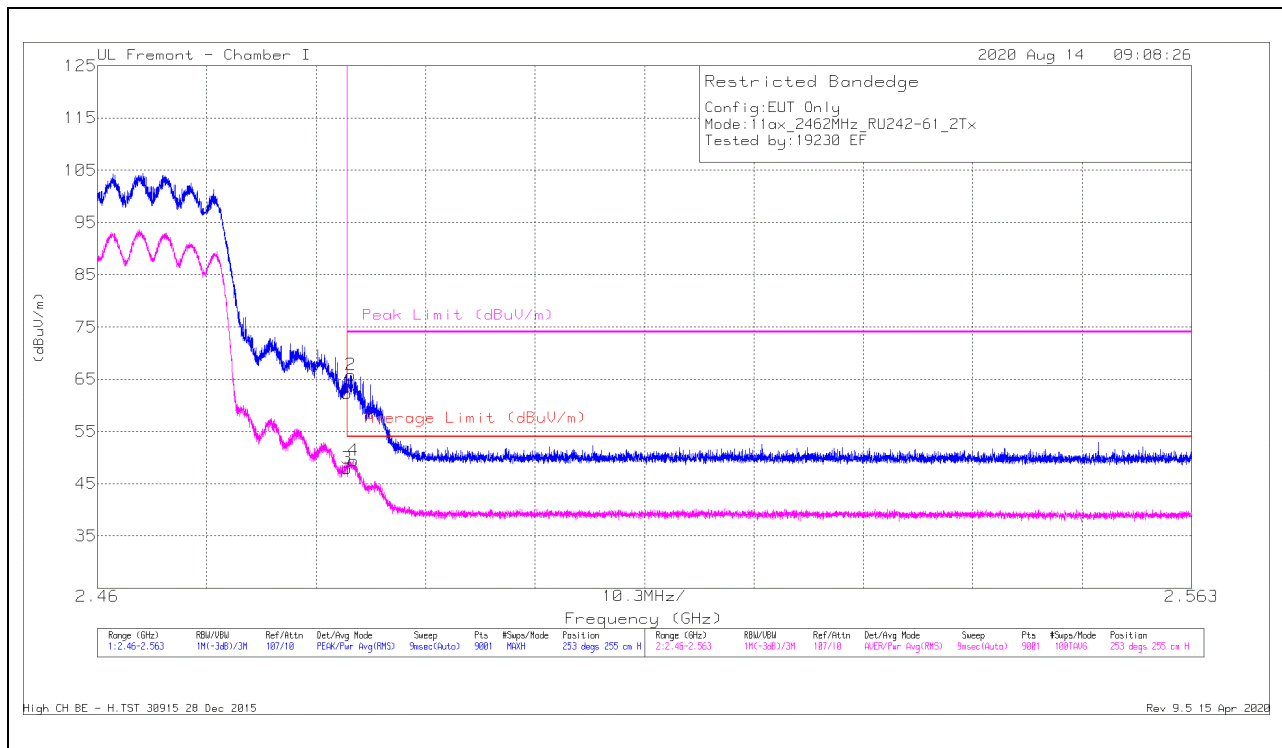
VERTICAL RESULT



Marker	Frequency (GHz)	Meter Reading (dBuV)	Det	AF 344 (dB/m)	Amp/Cbl/Ftr/Psd (dB)	Corrected Reading (dBuV/m)	Average Limit (dBuV/m)	Margin (dB)	Peak Limit (dBuV/m)	PK Margin (dB)	Azimuth (Degs)	Height (cm)	Polarity
1	* 2.48351	39.96	Pk	32.3	-20.9	51.36	-	-	74	-22.64	134	142	V
2	2.51868	42.77	Pk	32.3	-20.9	54.17	-	-	74	-19.83	134	142	V
3	* 2.48351	29.47	RMS	32.3	-20.9	40.87	54	-13.13	-	-	134	142	V
4	2.5487	29.77	RMS	32.3	-20.8	41.27	54	-12.73	-	-	134	142	V

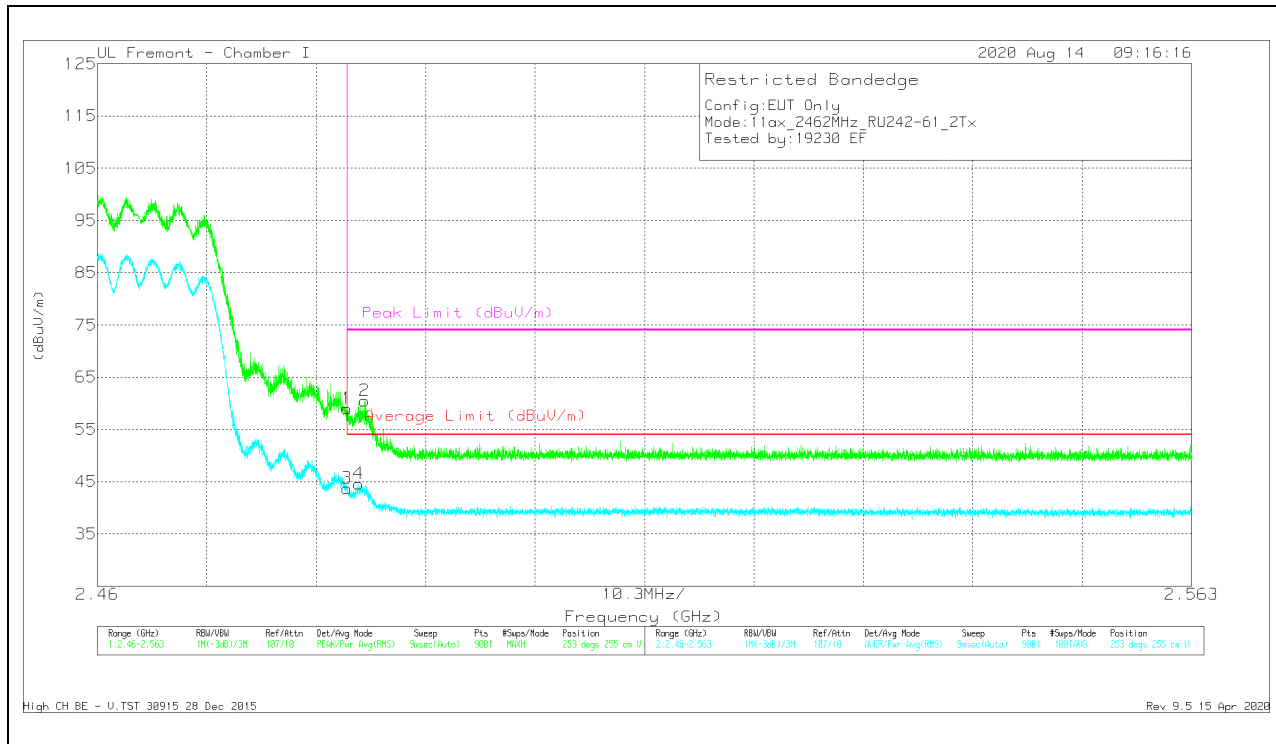
BANDEDGE (HIGH CHANNEL, CH 11)

HORIZONTAL RESULT



Marker	Frequency (GHz)	Meter Reading (dBuV)	Det	AF T346 (dB/m)	Amp/Cbl /Filtr/Pad (dB)	DC Corr (dB)	Corrected Reading (dBuV/m)	Average Limit (dBuV/m)	Margin (dB)	Peak Limit (dBuV/m)	PK Margin (dB)	Azimuth (Degs)	Height (cm)	Polarity
1	*2.48351	47.63	Pk	32.4	-17.7	0	62.33	-	-	74	-11.67	253	255	H
2	*2.48384	51.07	Pk	32.4	-17.7	0	65.77	-	-	74	-8.23	253	255	H
3	*2.48351	33.24	RMS	32.4	-17.7	0	47.94	54	-6.06	-	-	253	255	H
4	*2.48409	34.71	RMS	32.4	-17.7	0	49.41	54	-4.59	-	-	253	255	H

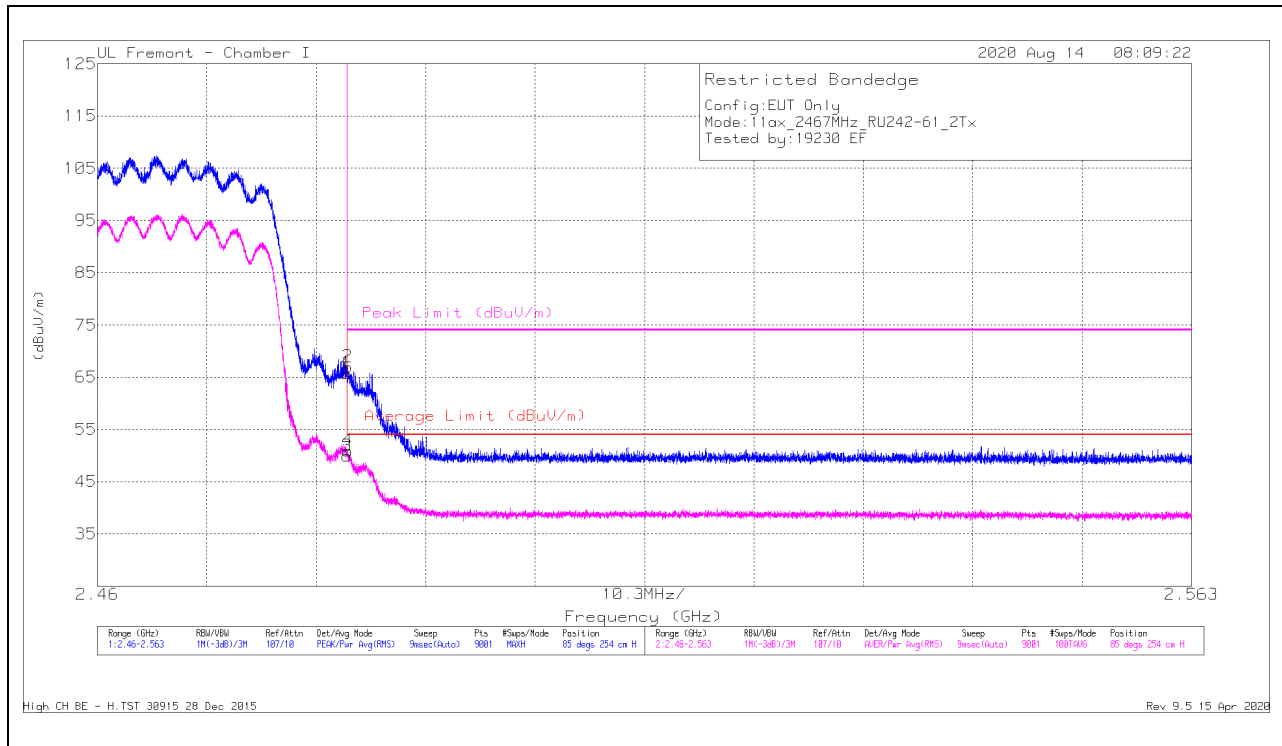
VERTICAL RESULT



Marker	Frequency (GHz)	Meter Reading (dBuV)	Det	AF T346 (dB/m)	Amp/Cbl /Ftr/Pad (dB)	DC Corr (dB)	Corrected Reading (dBuV/m)	Average Limit (dBuV/m)	Margin (dB)	Peak Limit (dBuV/m)	PK Margin (dB)	Azimuth (Degs)	Height (cm)	Polarity
1	*2.48351	44.33	Pk	32.4	-17.7	0	59.03	-	-	74	-14.97	253	255	V
2	*2.48514	45.68	Pk	32.5	-17.7	0	60.48	-	-	74	-13.52	253	255	V
3	*2.48351	29.04	RMS	32.4	-17.7	0	43.74	54	-10.26	-	-	253	255	V
4	*2.48462	29.87	RMS	32.4	-17.7	0	44.57	54	-9.43	-	-	253	255	V

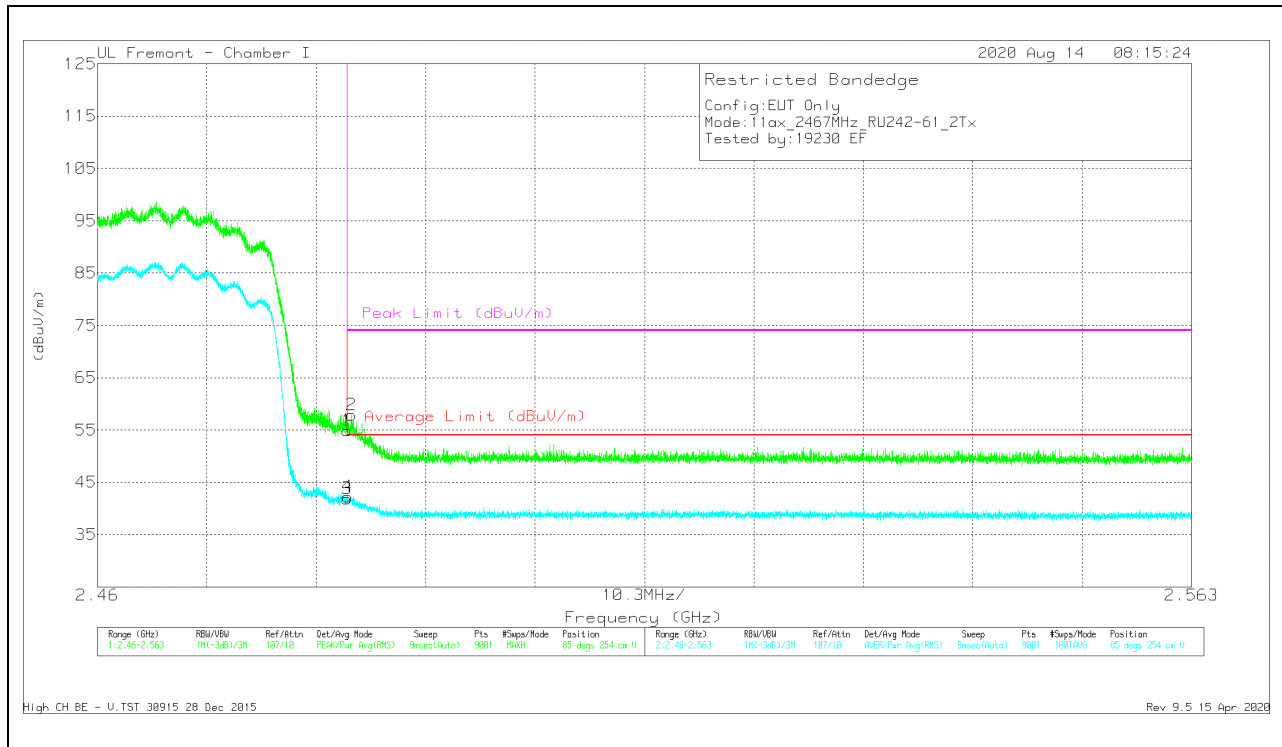
BANDEDGE (HIGH CHANNEL, CH 12)

HORIZONTAL RESULT



Marker	Frequency (GHz)	Meter Reading (dBuV)	Det	AF T346 (dB/m)	Amp/Cbl /Filtr/Pad (dB)	DC Corr (dB)	Corrected Reading (dBuV/m)	Average Limit (dBuV/m)	Margin (dB)	Peak Limit (dBuV/m)	PK Margin (dB)	Azimuth (Degs)	Height (cm)	Polarity
1	*2.48351	51.04	Pk	32.4	-17.7	0	65.74	-	-	74	-8.26	85	254	H
2	*2.48356	52.29	Pk	32.4	-17.7	0	66.99	-	-	74	-7.01	85	254	H
3	*2.48351	35.27	RMS	32.4	-17.7	0	49.97	54	-4.03	-	-	85	254	H
4	*2.48357	36.18	RMS	32.4	-17.7	0	50.88	54	-3.12	-	-	85	254	H

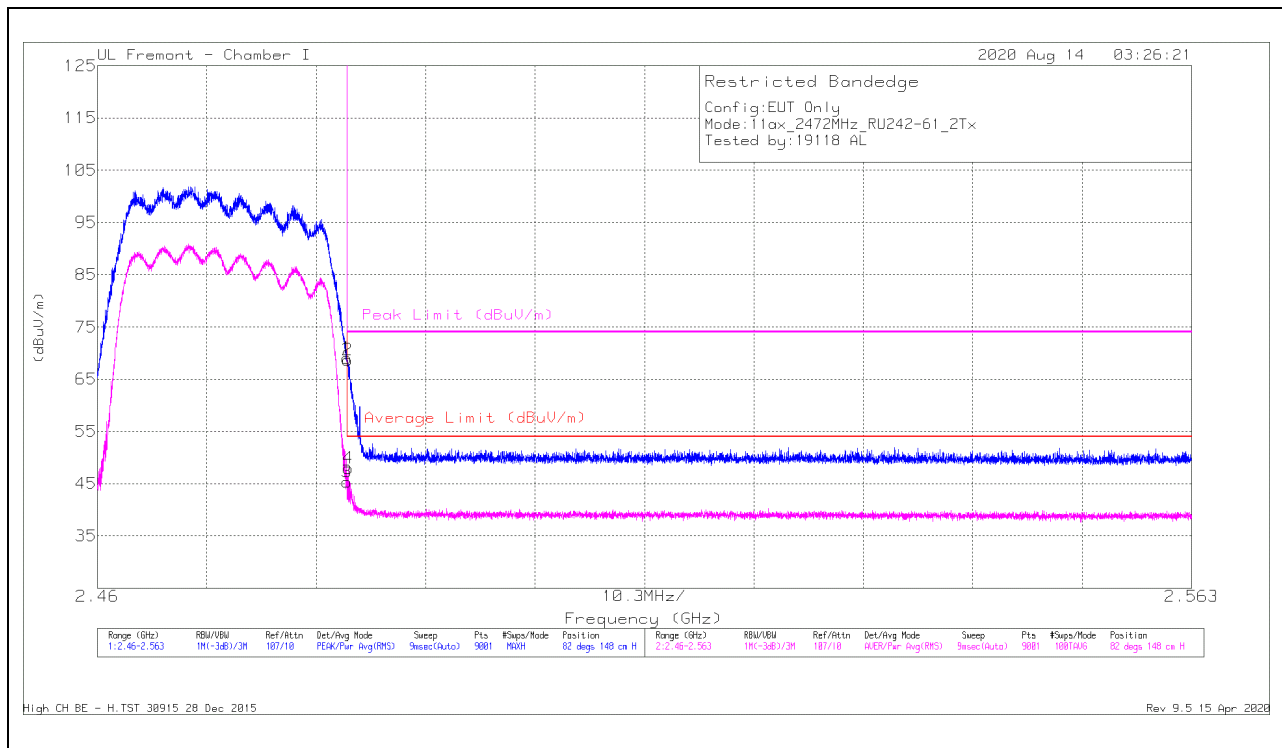
VERTICAL RESULT



Marker	Frequency (GHz)	Meter Reading (dBuV)	Det	AF T346 (dB/m)	Amp/Cbl /Ftr/Pad (dB)	DC Corr (dB)	Corrected Reading (dBuV/m)	Average Limit (dBuV/m)	Margin (dB)	Peak Limit (dBuV/m)	PK Margin (dB)	Azimuth (Degs)	Height (cm)	Polarity
1	*2.48351	40.14	Pk	32.4	-17.7	0	54.84	-	-	74	-19.16	85	254	V
2	*2.4839	43.13	Pk	32.4	-17.7	0	57.83	-	-	74	-16.17	85	254	V
3	*2.48351	27.2	RMS	32.4	-17.7	0	41.9	54	-12.1	-	-	85	254	V
4	*2.48354	27.57	RMS	32.4	-17.7	0	42.27	54	-11.73	-	-	85	254	V

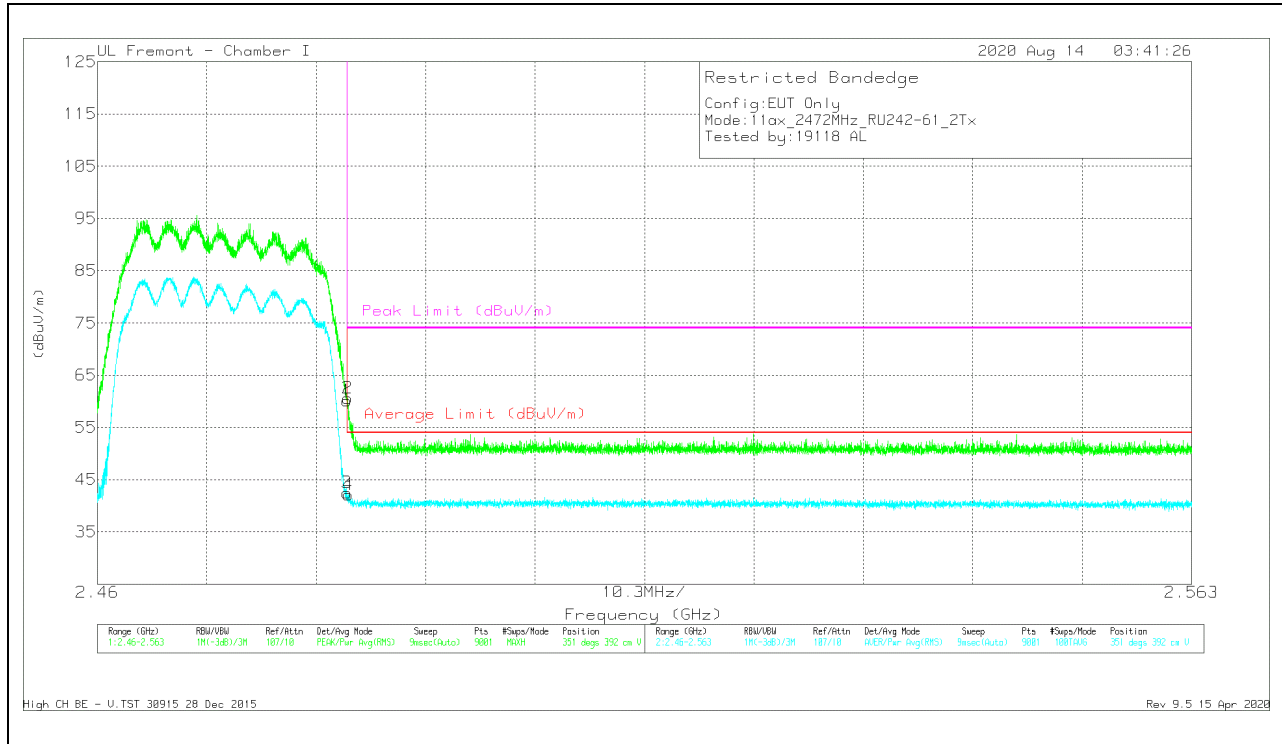
BANDEDGE (HIGH CHANNEL, CH 13)

HORIZONTAL RESULT



Marker	Frequency (GHz)	Meter Reading (dBuV)	Det	AF T346 (dB/m)	Amp/Cbl /Filtr/Pad (dB)	DC Corr (dB)	Corrected Reading (dBuV/m)	Average Limit (dBuV/m)	Margin (dB)	Peak Limit (dBuV/m)	PK Margin (dB)	Azimuth (Degs)	Height (cm)	Polarity
1	*2.48351	54.38	Pk	32.4	-17.7	0	69.08	-	-	74	-4.92	82	148	H
2	*2.48356	53.91	Pk	32.4	-17.7	0	68.61	-	-	74	-5.39	82	148	H
3	*2.48351	30.57	RMS	32.4	-17.7	0	45.27	54	-8.73	-	-	82	148	H
4	*2.48361	33.27	RMS	32.4	-17.7	0	47.97	54	-6.03	-	-	82	148	H

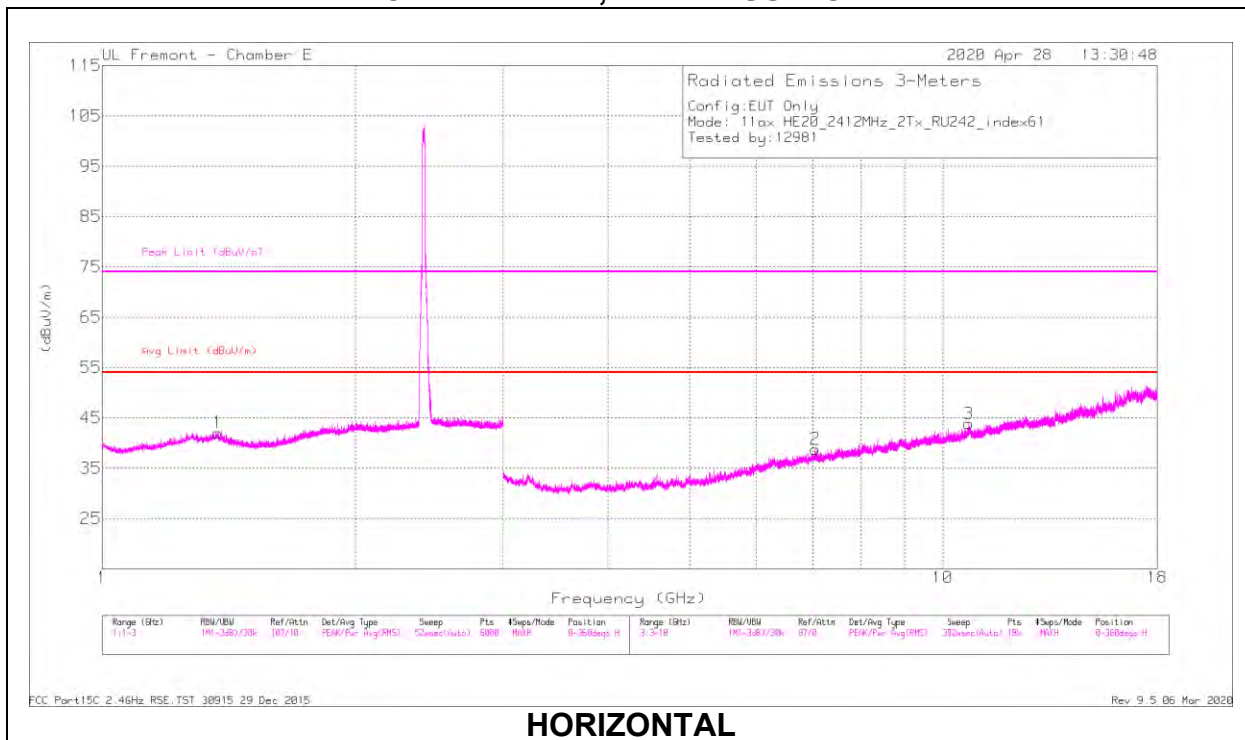
VERTICAL RESULT



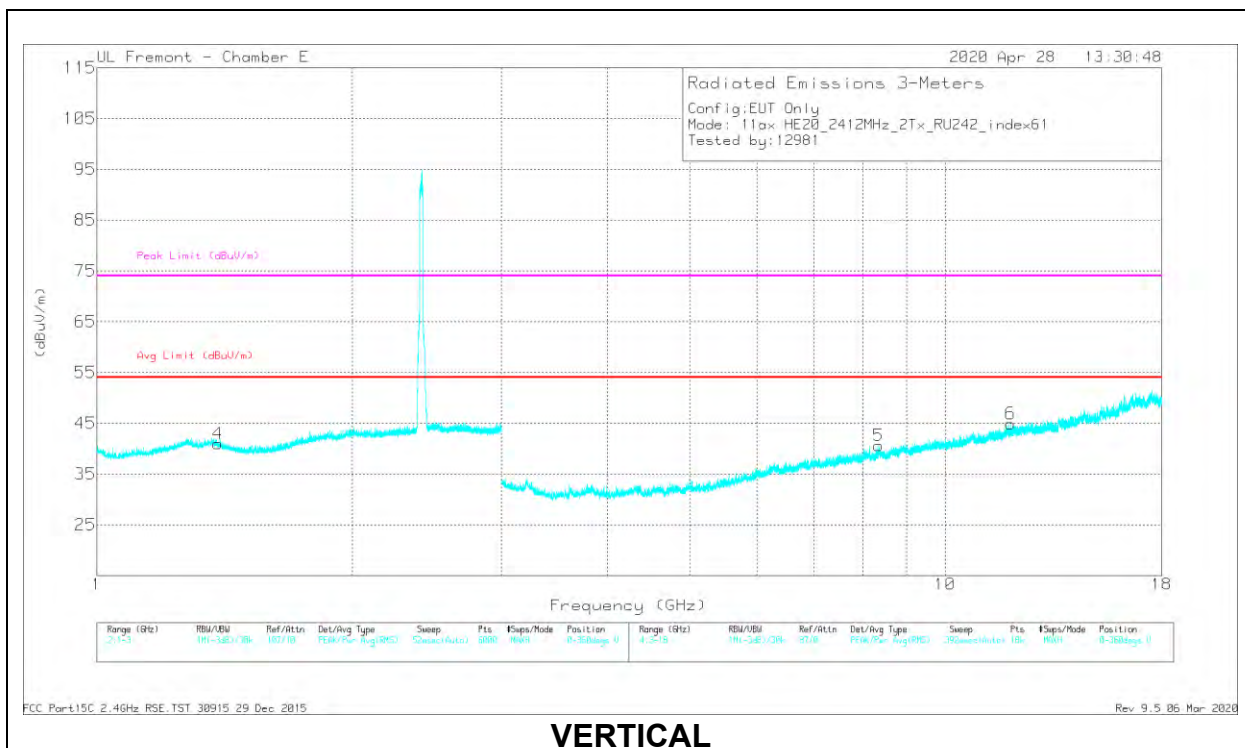
Marker	Frequency (GHz)	Meter Reading (dBuV)	Det	AF T346 (dB/m)	Amp/Cbl /Filtr/Pad (dB)	DC Corr (dB)	Corrected Reading (dBuV/m)	Average Limit (dBuV/m)	Margin (dB)	Peak Limit (dBuV/m)	PK Margin (dB)	Azimuth (Degs)	Height (cm)	Polarity
1	* 2.48351	45.37	Pk	32.4	-17.7	0	60.07	-	-	74	-13.93	351	392	V
2	* 2.48354	45.86	Pk	32.4	-17.7	0	60.56	-	-	74	-13.44	351	392	V
3	* 2.48351	27.75	RMS	32.4	-17.7	0	42.45	54	-11.55	-	-	351	392	V
4	* 2.4836	27.43	RMS	32.4	-17.7	0	42.13	54	-11.87	-	-	351	392	V

HARMONICS AND SPURIOUS EMISSIONS

LOW CHANNEL, CH 1 RESULTS



HORIZONTAL

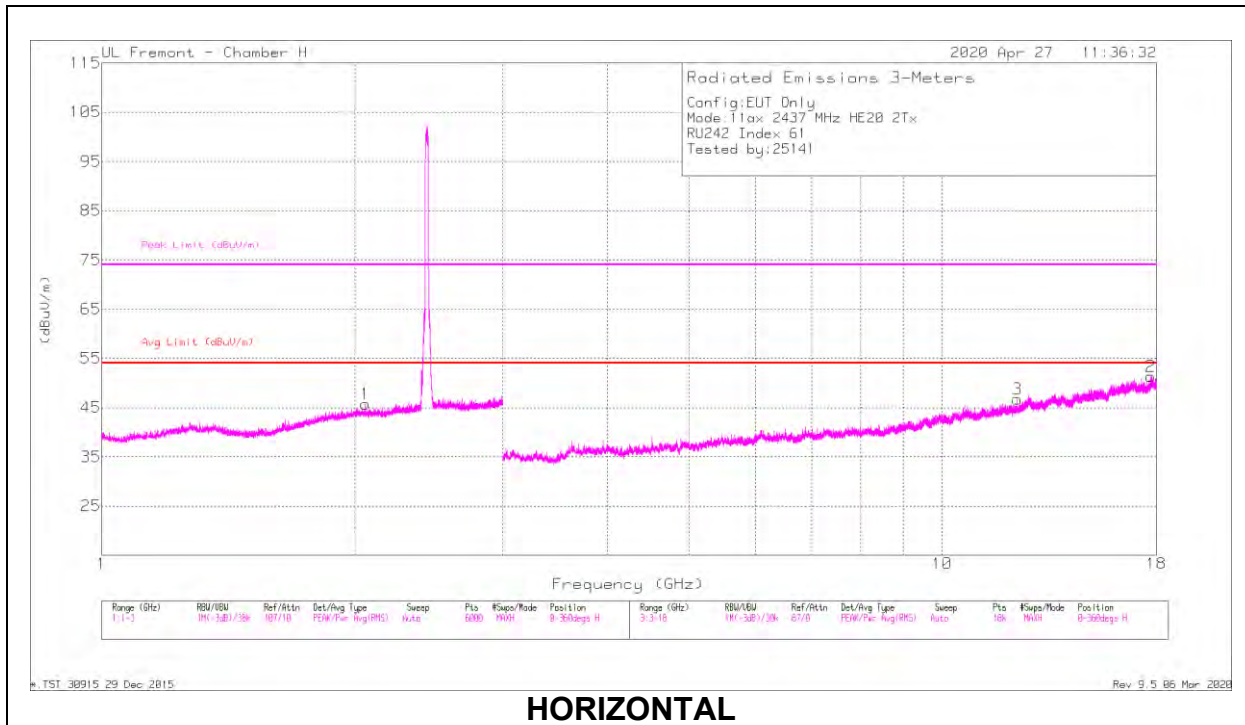


VERTICAL

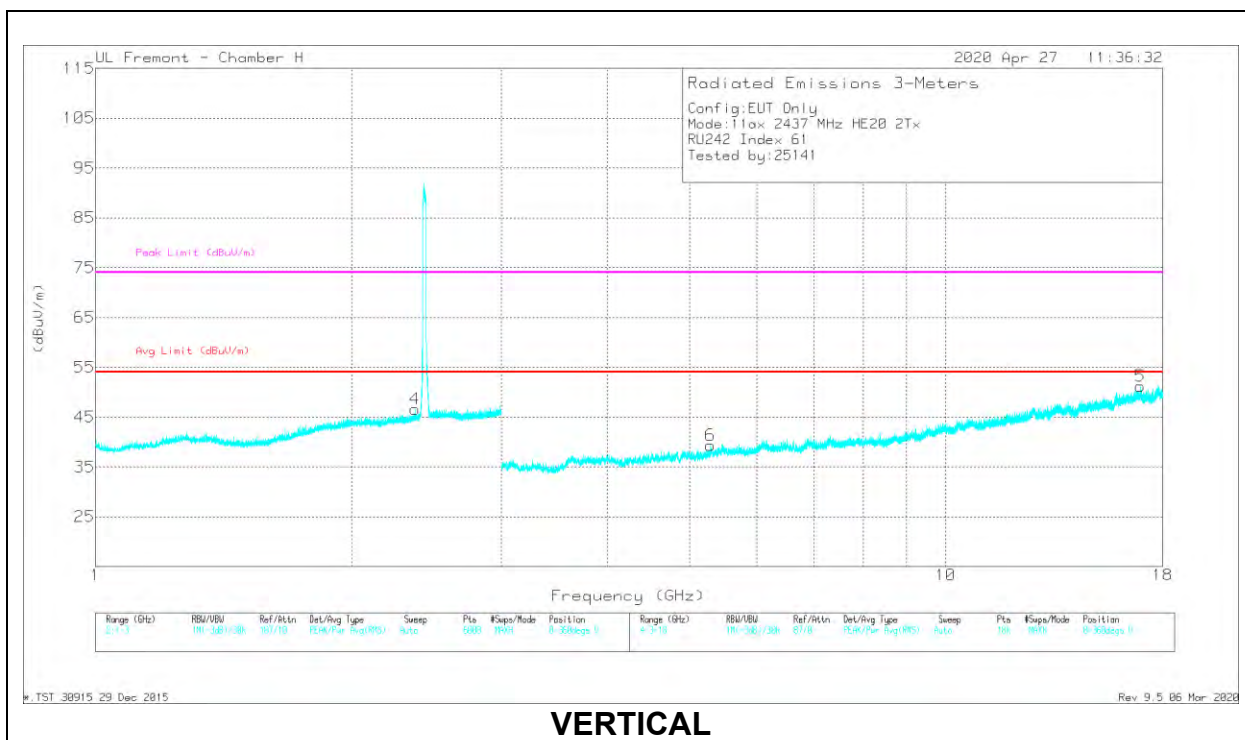
RADIATED EMISSIONS

Marker	Frequency (GHz)	Meter Reading (dBuV)	Det	AF T712 (dB/m)	Amp/Cbl/Fitr/Pad (dB)	Corrected Reading (dBuV/m)	Avg Limit (dBuV/m)	Margin (dB)	Peak Limit (dBuV/m)	PK Margin (dB)	Azimuth (Degs)	Height (cm)	Polarity
1	* 1.37341	45.39	PK2	29.6	-26.4	48.59	-	-	74	-25.41	304	162	H
	* 1.37122	34.12	MAv1	29.7	-26.4	37.42	54	-16.58	-	-	304	162	H
4	* 1.39036	45.44	PK2	29.3	-26.4	48.34	-	-	74	-25.66	225	206	V
	* 1.39011	34.07	MAv1	29.3	-26.4	36.97	54	-17.03	-	-	225	206	V
3	* 10.74094	36.91	PK2	37.8	-24.8	49.91	-	-	74	-24.09	187	230	H
	* 10.74311	25.75	MAv1	37.7	-24.7	38.75	54	-15.25	-	-	187	230	H
5	* 8.35206	37.5	PK2	35.9	-26.1	47.3	-	-	74	-26.7	234	187	V
	* 8.3515	26.37	MAv1	35.9	-26.1	36.17	54	-17.83	-	-	234	187	V
6	* 11.94078	35.3	PK2	38.5	-23.3	50.5	-	-	74	-23.5	125	231	V
	* 11.94058	24.32	MAv1	38.5	-23.3	39.52	54	-14.48	-	-	125	231	V
2	7.05659	26.17	MAv1	35.7	-28	33.87	-	-	-	-	297	164	H
	7.05746	38.02	PK2	35.7	-28	45.72	-	-	-	-	297	164	H

MID CHANNEL, CH 6 RESULTS



HORIZONTAL

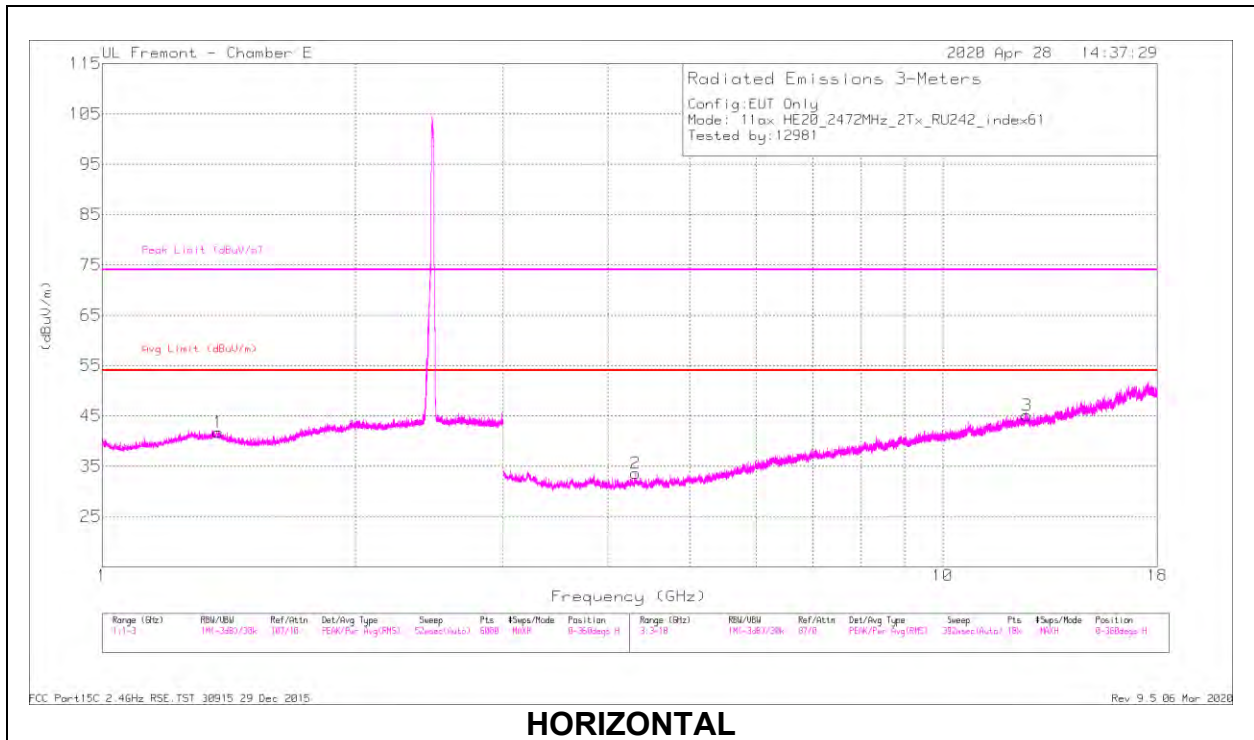


VERTICAL

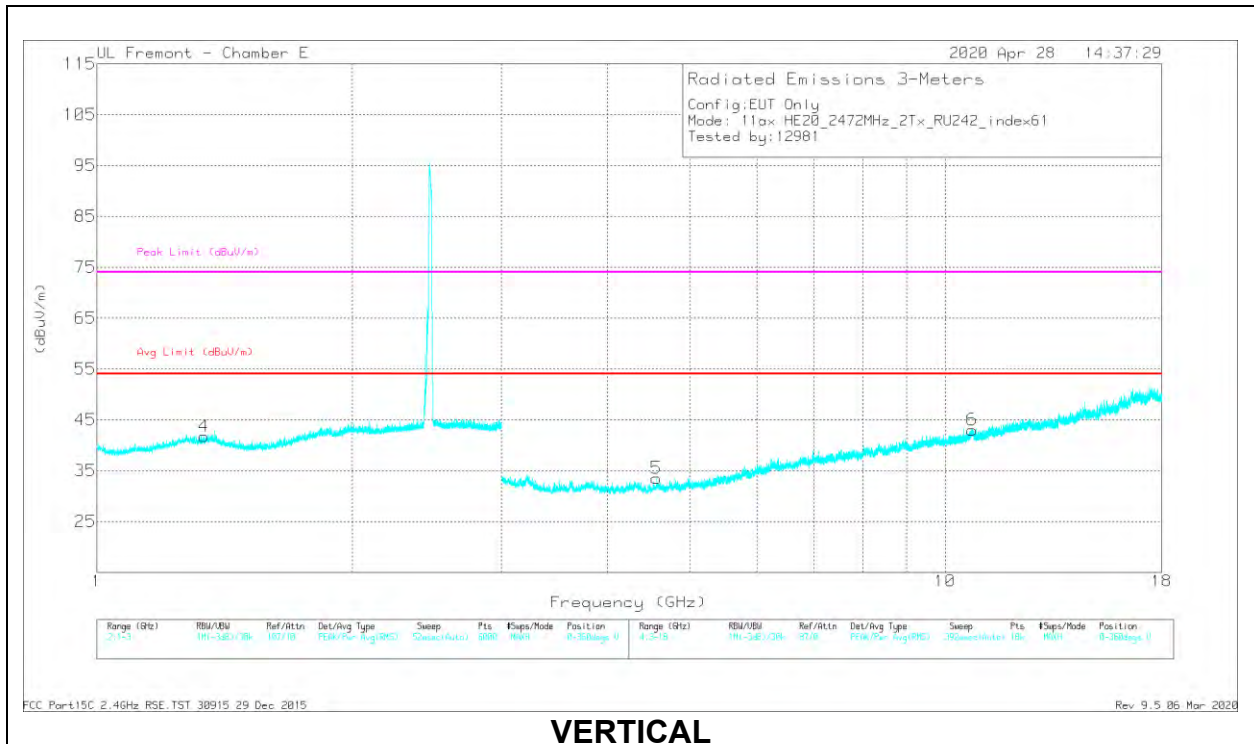
RADIATED EMISSIONS

Marker	Frequency (GHz)	Meter Reading (dBuV)	Det	AF T863 (dB/m)	Amp/Cbl/Fitr/Pad (dB)	Corrected Reading (dBuV/m)	Avg Limit (dBuV/m)	Margin (dB)	Peak Limit (dBuV/m)	PK Margin (dB)	Azimuth (Degs)	Height (cm)	Polarity
1	2.06159	44.34	PK2	31.6	-24.4	51.54	-	-	-	-	215	350	H
	2.05926	32.45	MAv1	31.6	-24.4	39.65	-	-	-	-	215	350	H
2	* 17.72113	36.56	PK2	41.3	-19.8	58.06	-	-	74	-15.94	15	179	H
	* 17.72169	24.26	MAv1	41.3	-19.8	45.76	54	-8.24	-	-	15	179	H
3	* 12.29437	36.99	PK2	38.9	-23.2	52.69	-	-	74	-21.31	182	127	H
	* 12.29567	25.14	MAv1	38.9	-23.2	40.84	54	-13.16	-	-	182	127	H
4	* 2.37443	44.39	PK2	32.1	-23.8	52.69	-	-	74	-21.31	68	234	V
	* 2.37399	32.24	MAv1	32.1	-23.8	40.54	54	-13.46	-	-	68	234	V
5	16.95538	35.52	PK2	42.2	-20.6	57.12	-	-	-	-	170	156	V
	16.95485	24.06	MAv1	42.2	-20.6	45.66	-	-	-	-	170	156	V
6	5.29267	41.2	PK2	34.7	-30.2	45.7	-	-	-	-	349	340	V
	5.29173	29.41	MAv1	34.7	-30.2	33.91	-	-	-	-	349	340	V

HIGH CHANNEL, CH 13 RESULTS



HORIZONTAL

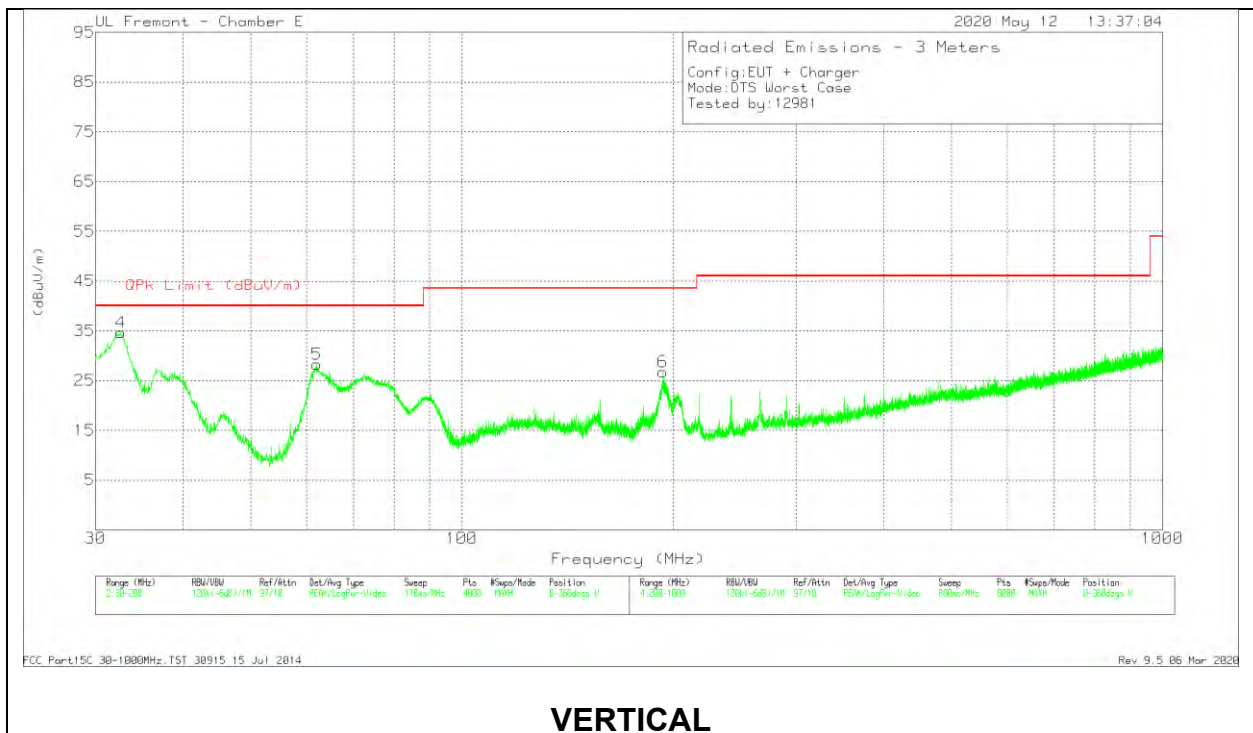
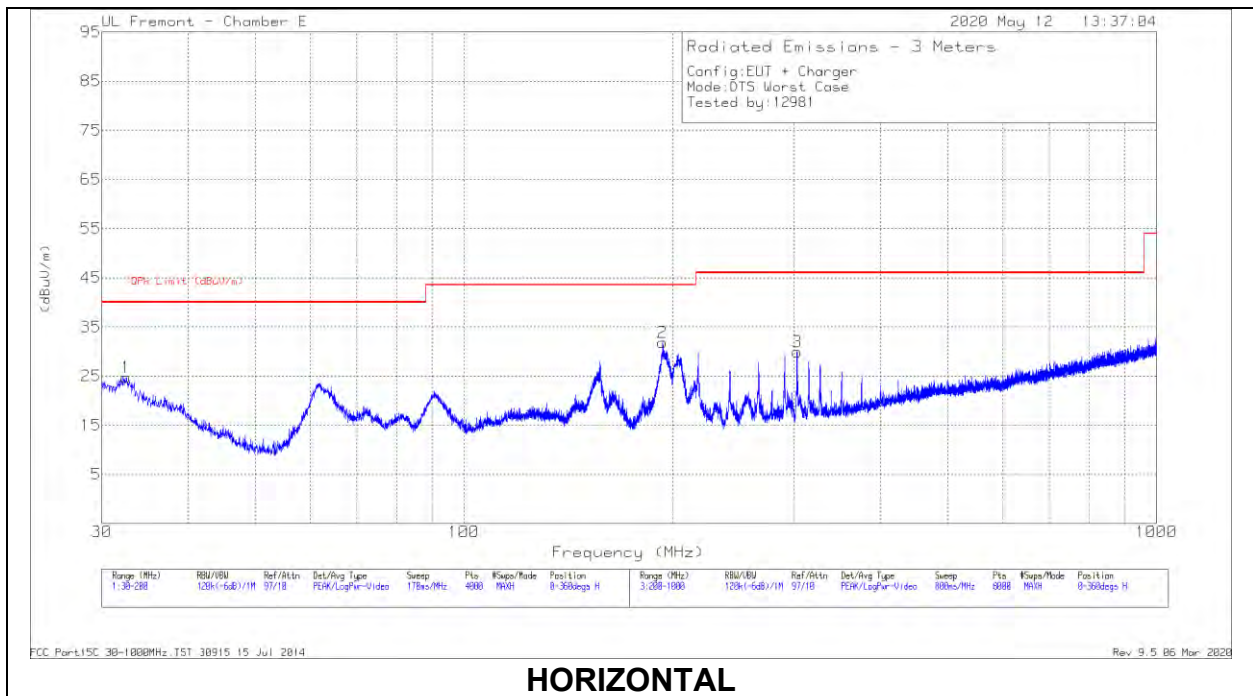


VERTICAL

RADIATED EMISSIONS

Marker	Frequency (GHz)	Meter Reading (dBuV)	Det	AF T712 (dB/m)	Amp/Cbl/Fitr/Pad (dB)	Corrected Reading (dBuV/m)	Avg Limit (dBuV/m)	Margin (dB)	Peak Limit (dBuV/m)	PK Margin (dB)	Azimuth (Degs)	Height (cm)	Polarity
1	* 1.37326	45.8	PK2	29.7	-26.4	49.1	-	-	74	-24.9	105	132	H
	* 1.3728	33.64	MAv1	29.7	-26.4	36.94	54	-17.06	-	-	105	132	H
4	* 1.33761	45.51	PK2	29.5	-26.4	48.61	-	-	74	-25.39	87	302	V
	* 1.3379	33.59	MAv1	29.5	-26.4	36.69	54	-17.31	-	-	87	302	V
2	* 4.31332	38.15	PK2	33.7	-31.8	40.05	-	-	74	-33.95	68	101	H
	* 4.31246	26.6	MAv1	33.7	-31.8	28.5	54	-25.5	-	-	68	101	H
3	* 12.59191	35.68	PK2	39	-22.6	52.08	-	-	74	-21.92	89	200	H
	* 12.59113	23.64	MAv1	39	-22.6	40.04	54	-13.96	-	-	89	200	H
5	* 4.56747	38.79	PK2	34.2	-32.2	40.79	-	-	74	-33.21	51	200	V
	* 4.56821	26.53	MAv1	34.2	-32.2	28.53	54	-25.47	-	-	51	200	V
6	* 10.76367	36.64	PK2	37.7	-24.5	49.84	-	-	74	-24.16	71	140	V
	* 10.76191	25.04	MAv1	37.7	-24.5	38.24	54	-15.76	-	-	71	140	V

10.2. WORST CASE BELOW 1 GHz



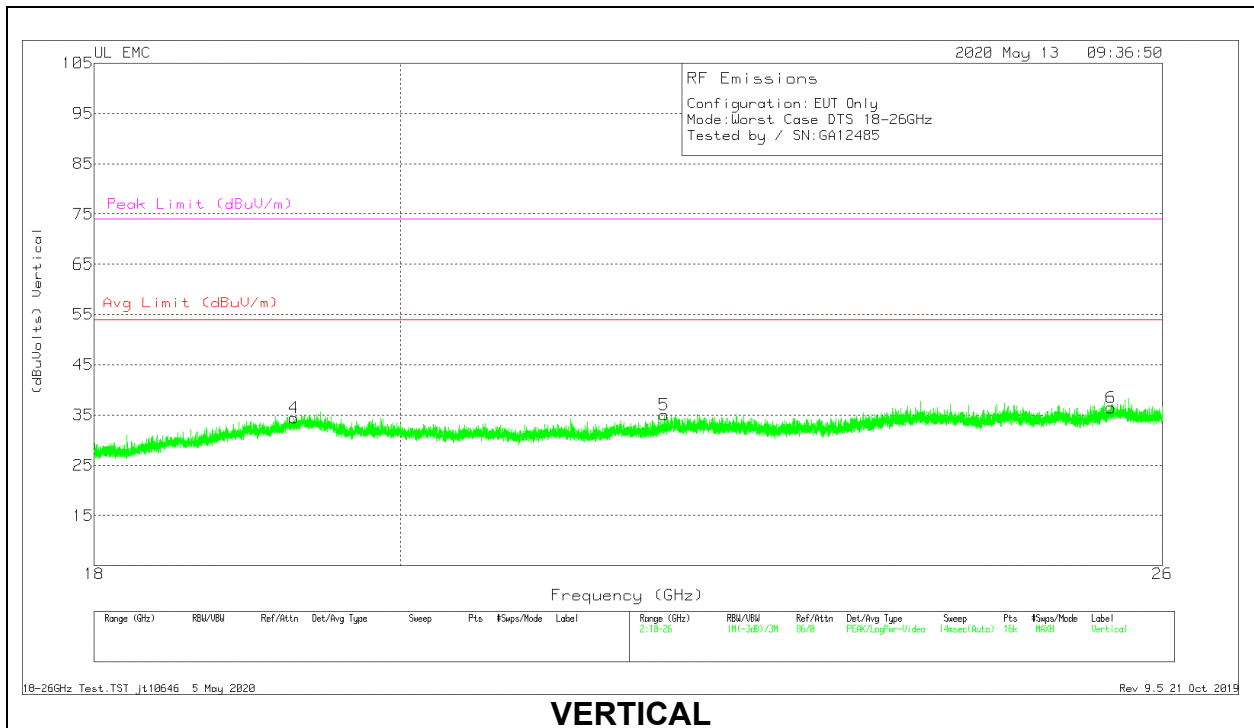
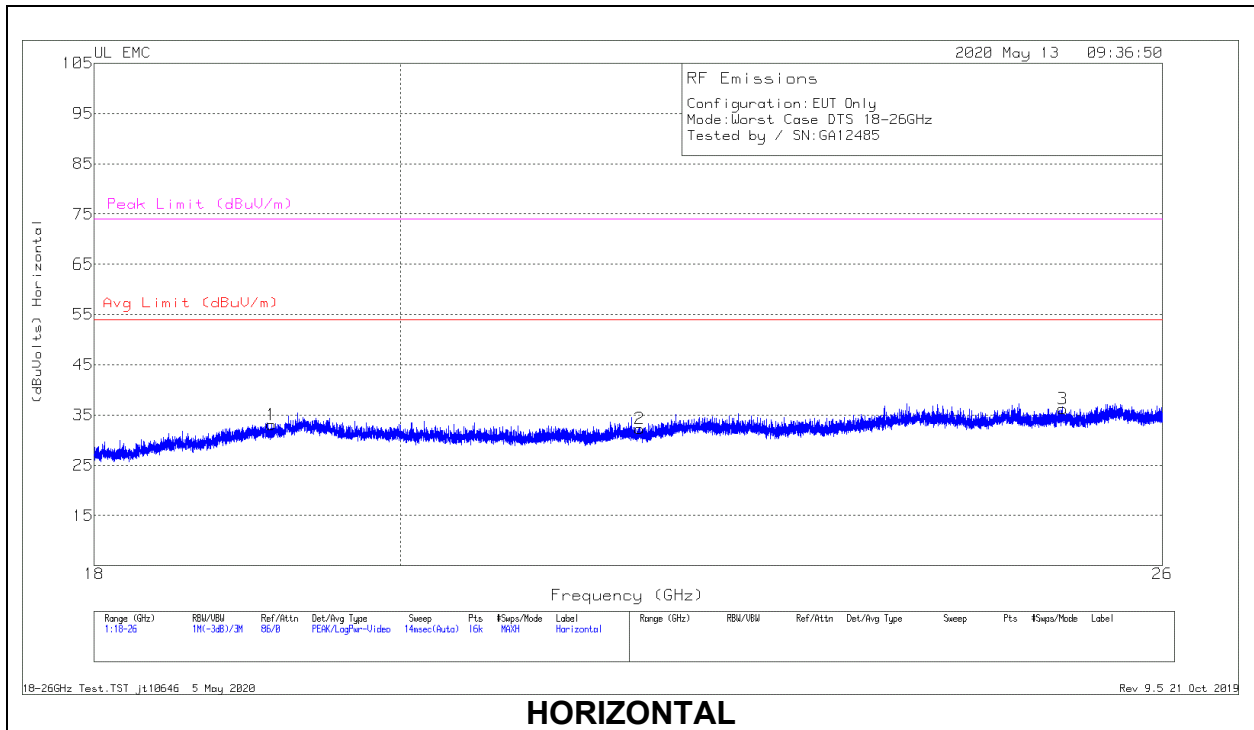
Below 1GHz DATA

Marker	Frequency (MHz)	Meter Reading (dBuV)	Det	AF T130 (dB/m)	Amp/Cbl (dB)	Corrected Reading (dBuV/m)	QPk Limit (dBuV/m)	Margin (dB)	Azimuth (Degs)	Height (cm)	Polarity
1	32.5507	31.14	Pk	25	-31.5	24.64	40	-15.36	0-360	301	H
4	32.5932	41.11	Pk	25	-31.5	34.61	40	-5.39	0-360	100	V
	32.5104	36.68	Qp	25.1	-31.5	30.28	40	-9.72	314	119	V
5	62.0533	45.92	Pk	13.5	-31.2	28.22	40	-11.78	0-360	100	V
2	193.7099	44.02	Pk	17.8	-30	31.82	43.52	-11.7	0-360	101	H
6	193.7099	38.95	Pk	17.8	-30	26.75	43.52	-16.77	0-360	100	V
3	302.7134	39.96	Pk	19.3	-29.3	29.96	46.02	-16.06	0-360	99	H

Pk - Peak detector

Qp - Quasi-Peak detector

10.3. WORST CASE 18-26 GHz



18 – 26GHz DATA

Marker	Frequency (GHz)	Meter Reading (dBuV)	Det	T125 AF (dB/m)	Amp/Cbl (dB)	Dist Corr (dB)	Corrected Reading (dBuVolts)	Avg Limit (dBuV/m)	Margin (dB)	Peak Limit (dBuV/m)	PK Margin (dB)
1	19.13193	29.8	Pk	32.7	-19.9	-9.5	33.1	54	-20.9	74	-40.9
2	21.71777	29.18	Pk	33.2	-20.6	-9.5	32.28	54	-21.72	74	-41.72
3	25.12056	30.7	Pk	34.3	-19.3	-9.5	36.2	54	-17.8	74	-37.8
4	19.28042	30.6	Pk	32.7	-19.4	-9.5	34.4	54	-19.6	74	-39.6
5	21.90201	31.81	Pk	33.4	-20.7	-9.5	35.01	54	-18.99	74	-38.99
6	25.54353	31.26	Pk	34.2	-19.5	-9.5	36.46	54	-17.54	74	-37.54

Pk - Peak detector