



TEST REPORT

Report Number. : 13259315-E15V1

Applicant : APPLE, INC.
1 APPLE PARK WAY
CUPERTINO, CA. 95014, U.S.A.

Model : A2341 (Tested)
A2406
A2407, A2408, A2409

FCC ID : BCG-E3545A (Tested)
BCG-E3546A
BCG-E3547A

Test Standard(s) : FCC PART 96.47

Date Of Issue:
September 08, 2020

Prepared by:
UL Verification Services Inc.
47173 Benicia Street
Fremont, CA 94538, U.S.A.
TEL: (510) 771-1000
FAX: (510) 661-0888



NVLAP LAB CODE 200065-0

Revision History

Rev.	Issue Date	Revisions	Revised By
V1	9/8/2020	Initial Issue	

TABLE OF CONTENTS

1. ATTESTATION OF TEST RESULTS	4
2. TEST METHODOLOGY	6
3. FACILITIES AND ACCREDITATION	6
4. DECISION RULES AND MEASUREMENT UNCERTAINTY	7
4.1. METROLOGICAL TRACEABILITY	7
4.2. DECISION RULES.....	7
4.3. MEASUREMENT UNCERTAINTY.....	7
5. EQUIPMENT UNDER TEST	8
5.1. DESCRIPTION OF EUT	8
5.2. INTRODUCTION	8
5.3. SOFTWARE AND FIRMWARE.....	8
5.4. DESCRIPTION OF TEST SETUP.....	8
6. TEST AND MEASUREMENT EQUIPMENT	10
7. END USER DEVICE ADDITIONAL REQUIREMENT	11
7.1. TEST REQUIREMENT	11
8. TEST PROCEDURE AND EUT CONFIGURATION.....	11
8.1. END USER DEVICE CONFIGURATION 1.....	12
8.2. END USER DEVICE CONFIGURATION 2.....	14
9. SETUP PHOTOS.....	16

1. ATTESTATION OF TEST RESULTS

COMPANY NAME: APPLE, INC.
1 APPLE PARK WAY
CUPERTINO, CA 95014, U.S.A.

EUT DESCRIPTION: SMARTPHONE

MODEL: A2341 (Tested)
A2406
A2407, A2408, A2409

SERIAL NUMBER: G6TCQ00NQ5RC

DATE TESTED: 6/17/2020

APPLICABLE STANDARDS	
STANDARD	TEST RESULTS
FCC PART 96.47	Complies

UL Verification Services Inc. tested the above equipment in accordance with the requirements set forth in the above standards. All indications of Pass/Fail in this report are opinions expressed by UL Verification Services Inc. based on interpretations and/or observations of test results. Measurement Uncertainties were not taken into account and are published for informational purposes only. The test results show that the equipment tested is capable of demonstrating compliance with the requirements as documented in this report.


Note: The results documented in this report apply only to the tested sample, under the conditions and modes of operation as described herein. This document may not be altered or revised in any way unless done so by UL Verification Services Inc. and all revisions are duly noted in the revisions section. Any alteration of this document not carried out by UL Verification Services Inc. will constitute fraud and shall nullify the document. This report must not be used by the client to claim product certification, approval, or endorsement by NVLAP, NIST, any agency of the Federal Government, or any agency of any government.

Approved & Released For
UL Verification Services Inc. By:



Thu Chan
Staff Engineer
UL Verification Services Inc.

Prepared By:



Mengistu Mekuria
Lead Test Engineer
UL Verification Services Inc.

Tested By:



Steven Tran
Project Engineer
UL Verification Services Inc.

2. TEST METHODOLOGY

The tests documented in this report were performed in accordance with FCC Part 96.47, KDB 940660 D01 Part 96 CBRS Eqpt v02 and WINNF-TS-0122-v1.0.1.

3. FACILITIES AND ACCREDITATION

The test sites and measurement facilities used to collect data are located at 47173 and 47266 Benicia Street, and 47658 Kato Road, Fremont, California, USA. Line conducted emissions are measured only at the 47173 address. The following table identifies which facilities were utilized for radiated emission measurements documented in this report. Specific facilities are also identified in the test results sections.

47173 Benicia Street	47266 Benicia Street	47658 Kato Road
<input type="checkbox"/> Chamber A	<input type="checkbox"/> Chamber D	<input type="checkbox"/> Chamber I
<input type="checkbox"/> Chamber B	<input type="checkbox"/> Chamber E	<input type="checkbox"/> Chamber J
<input type="checkbox"/> Chamber C	<input type="checkbox"/> Chamber F	<input type="checkbox"/> Chamber K
	<input type="checkbox"/> Chamber G	<input type="checkbox"/> Chamber L
	<input type="checkbox"/> Chamber H	<input type="checkbox"/> Chamber M

The above test sites and facilities are covered under FCC Test Firm Registration # 208313. Chambers above are covered under Industry Canada company address and respective code: 2324A.

UL Verification Services Inc. is accredited by NVLAP, Laboratory Code 200065-0

4. DECISION RULES AND MEASUREMENT UNCERTAINTY

4.1. METROLOGICAL TRACEABILITY

All test and measuring equipment utilized to perform the tests documented in this report are calibrated on a regular basis, with a maximum time between calibrations of one year or the manufacturers' recommendation, whichever is less, and where applicable is traceable to recognized national standards.

4.2. DECISION RULES

The Decision Rule is based on Simple Acceptance in accordance with ISO Guide 98-4:2012 Clause 8.2. (Measurement uncertainty is not taken into account when stating conformity with a specified requirement.)

4.3. MEASUREMENT UNCERTAINTY

Where relevant, the following measurement uncertainty levels have been estimated for tests performed on the apparatus:

PARAMETER	U _{LAB}
Worst Case Conducted Disturbance, 9KHz to 0.15 MHz	3.39 dB
Worst Case Conducted Disturbance, 0.15 to 30 MHz	3.07 dB
Worst Case Radiated Disturbance, 9KHz to 30 MHz	2.52 dB
Worst Case Radiated Disturbance, 30 to 1000 MHz	4.88 dB
Worst Case Radiated Disturbance, 1000 to 18000 MHz	4.24 dB
Worst Case Radiated Disturbance, 18000 to 26000 MHz	4.37 dB
Worst Case Radiated Disturbance, 26000 to 40000 MHz	5.17 dB

Uncertainty figures are valid to a confidence level of 95%.

5. EQUIPMENT UNDER TEST

5.1. DESCRIPTION OF EUT

The Apple iPhone is a smartphone with multimedia functions (music, application support, and video), cellular GSM, GPRS, EGPRS, UMTS, LTE, 5G, CDMA, IEEE 802.11a/b/g/n/ac/ax, Bluetooth, Ultra-Wideband, GPS, NFC and WPT. All models support at least one UICC based SIM. The second SIM is either an UICC based p-SIM (physical SIM) or e-SIM (electronic SIM). The device supports a built-in inductive charging transmitter and receiver. The rechargeable battery is not user accessible. However, the test data in this report refers only to LTE Band 48 that operates in the CBRS band.

5.2. INTRODUCTION

This test report covers 3 FCC IDs: BCG-E3545A, BCG-E3546A and BCG-E3547A and Model A2341 under FCC ID BCG-E3545A was set for test. The major difference among the models documented under these 3 FCC IDs is the cellular bands enabled, details please refer to the technical description. Since they use the same rf module and CBRS testing is performed by the software, therefore the FCC ID BCG-E3545A test data shall remain representative of FCC ID BCG-3546A and FCC ID BCG-E3547A.

5.3. SOFTWARE AND FIRMWARE

The test utility software used during testing was WINNF-TS-0122 V1.0.1.

5.4. DESCRIPTION OF TEST SETUP

SUPPORT EQUIPMENT

Support Equipment List				
Description	Manufacturer	Model	Serial Number	FCC ID
Router/AC/DC adapter	ASUS	AC1900	GCIAGO000300	MSQ-RTAC6Uv2
Laptop AC/DC adapter	Lenovo	4236B92	PBFBKHK	ODS-BRCM1046
Directional Coupler	Krytar	152613	T1537	NA

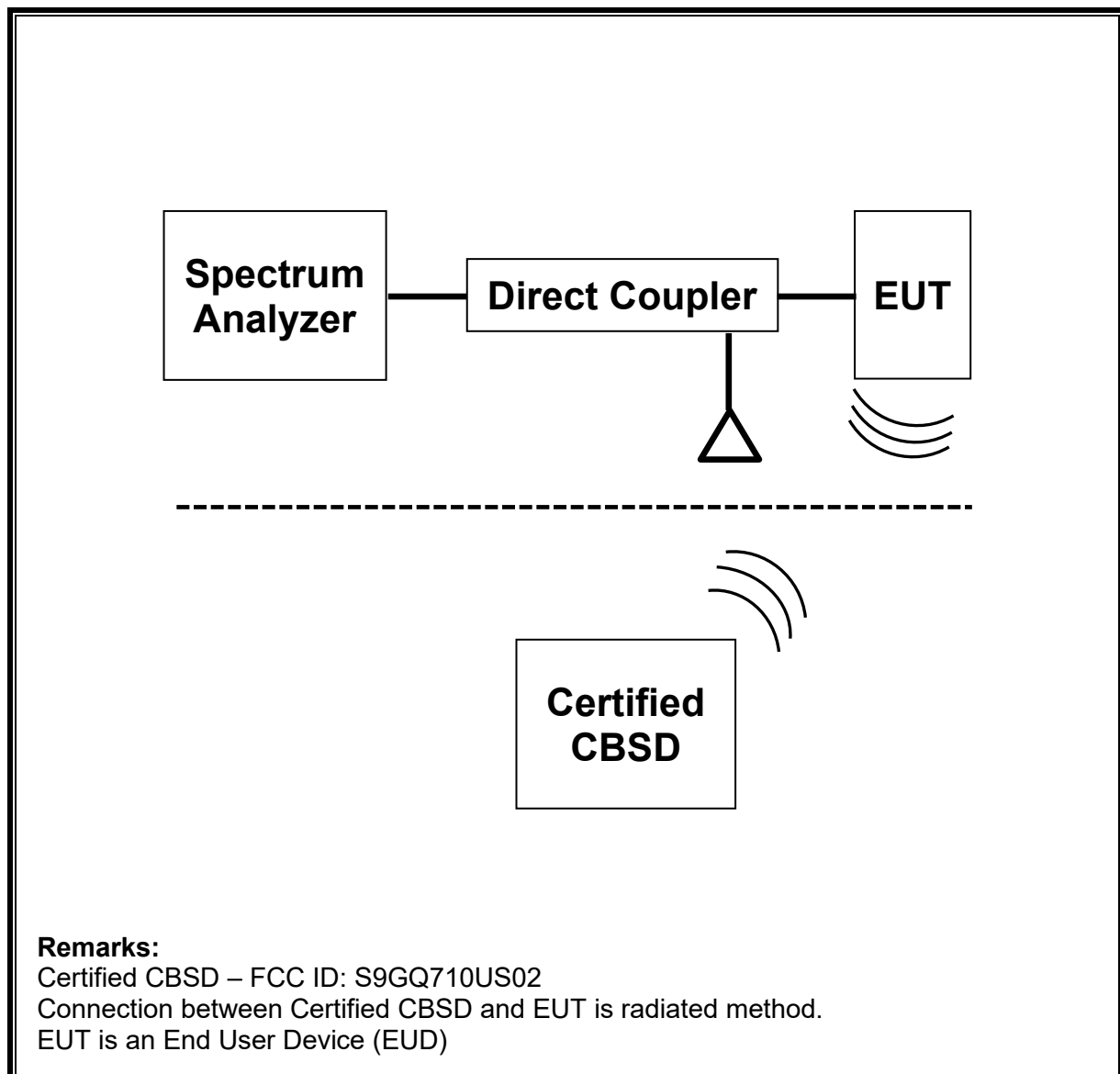
I/O CABLES

I/O Cable List						
Cable No	Port	# of identical ports	Connector Type	Cable Type	Cable Length (m)	Remarks
1	AC	1	AC	Un-Shielded	1	N/A
3	RJ45	3	Ethernet	Un-Shielded	1	N/A
2	RF Port	2	SMA	Shielded	0.5	N/A

TEST SETUP

The standalone EUT connected to a certified CBSD and Spectrum Analyzer via air and an RF cable respectively.

SETUP DIAGRAM OF TEST SYSTEM



6. TEST AND MEASUREMENT EQUIPMENT

The following test and measurement equipment was utilized for the tests documented in this report:

Test Equipment List				
Description	Manufacturer	Model	ID Num	Cal Due
Spectrum Analyzer, PXA, 3Hz to 44GHz	Agilent (Keysight) Technologies	N9030A	T906	07/24/2020

Test Software			
Description	Manufacturer	Model	Version Number
Laptop (Local SAS – WINNForum Test Harness)	Lenovo	PBFBKHK	2.0

7. END USER DEVICE ADDITIONAL REQUIREMENT

7.1. TEST REQUIREMENT

FCC Part 96.47

- (a) End User Devices may operate only if they can positively receive and decode an authorization signal transmitted by a CBSD, including the frequencies and power limits for their operation.
- (1) An End User Device must discontinue operations, change frequencies, or change its operational power level within 10 seconds of receiving instructions from its associated CBSD.

8. TEST PROCEDURE AND EUT CONFIGURATION

KDB 940660 D01 v01, WINNF-TS-0122 V1.0.0

Additional requirements are required to End-User Device LTE Band 48 device base on CBSD protocol. During the test, the EUT and its companion certified CBSD (FCC ID: S9GQ710US02) device communicate with each other via air.

Configuration	Frequency (MHz)	Power (dBm/MHz)	Bandwidth (MHz)
1	3615 - 3635	13	20
2	3660 - 3670	8	10

Configuration 1

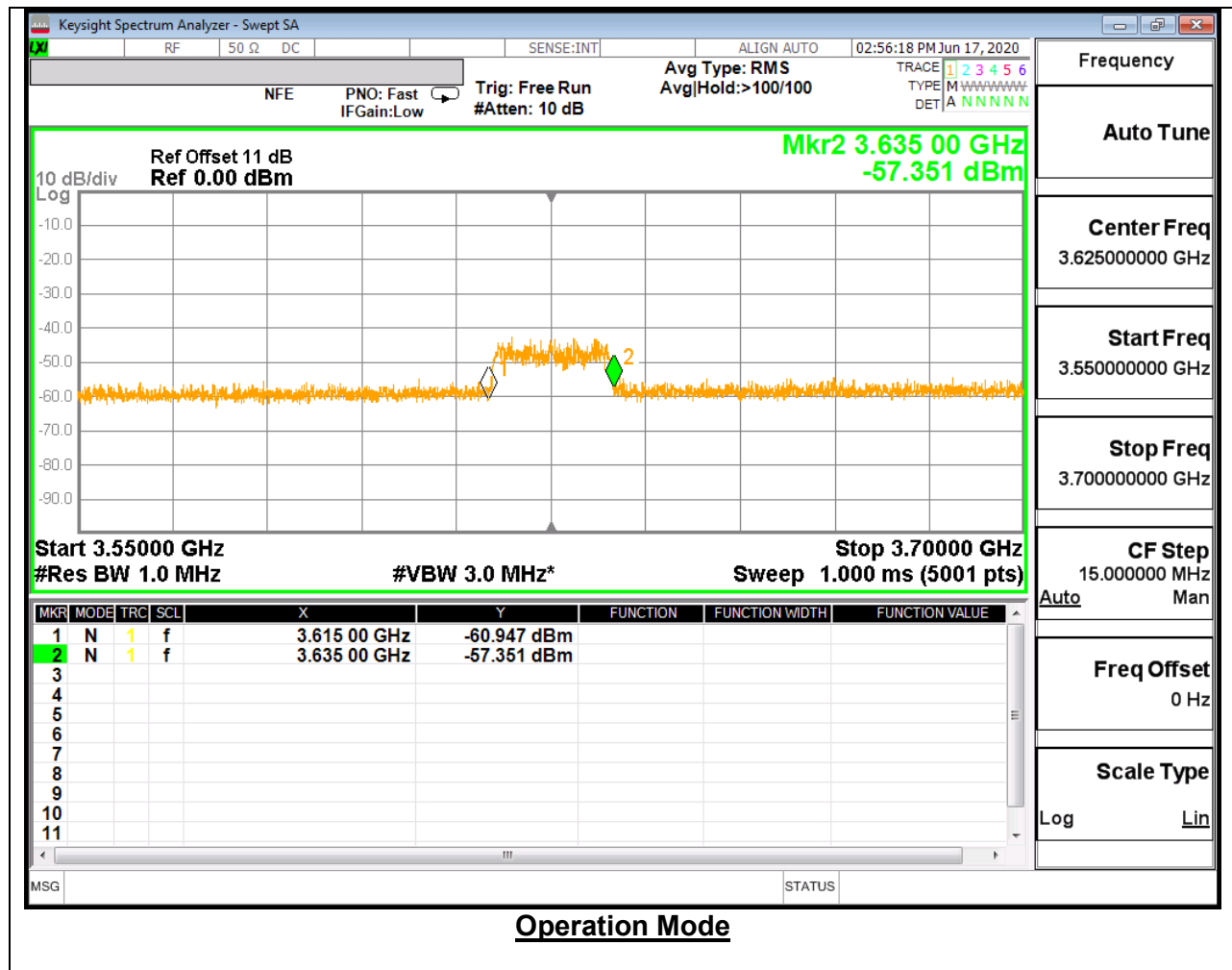
- a) Setup WINNF.PT.C.HBT.1 with 3615MHz-3635MHz and power level 13 dBm/MHz
- b) Enable AP service from Ruckus Cloud Management
- c) Check EUT Transmitter Frequency and power
- d) Disable AP service from Ruckus Cloud management and check EUT stop transmission within 10s.

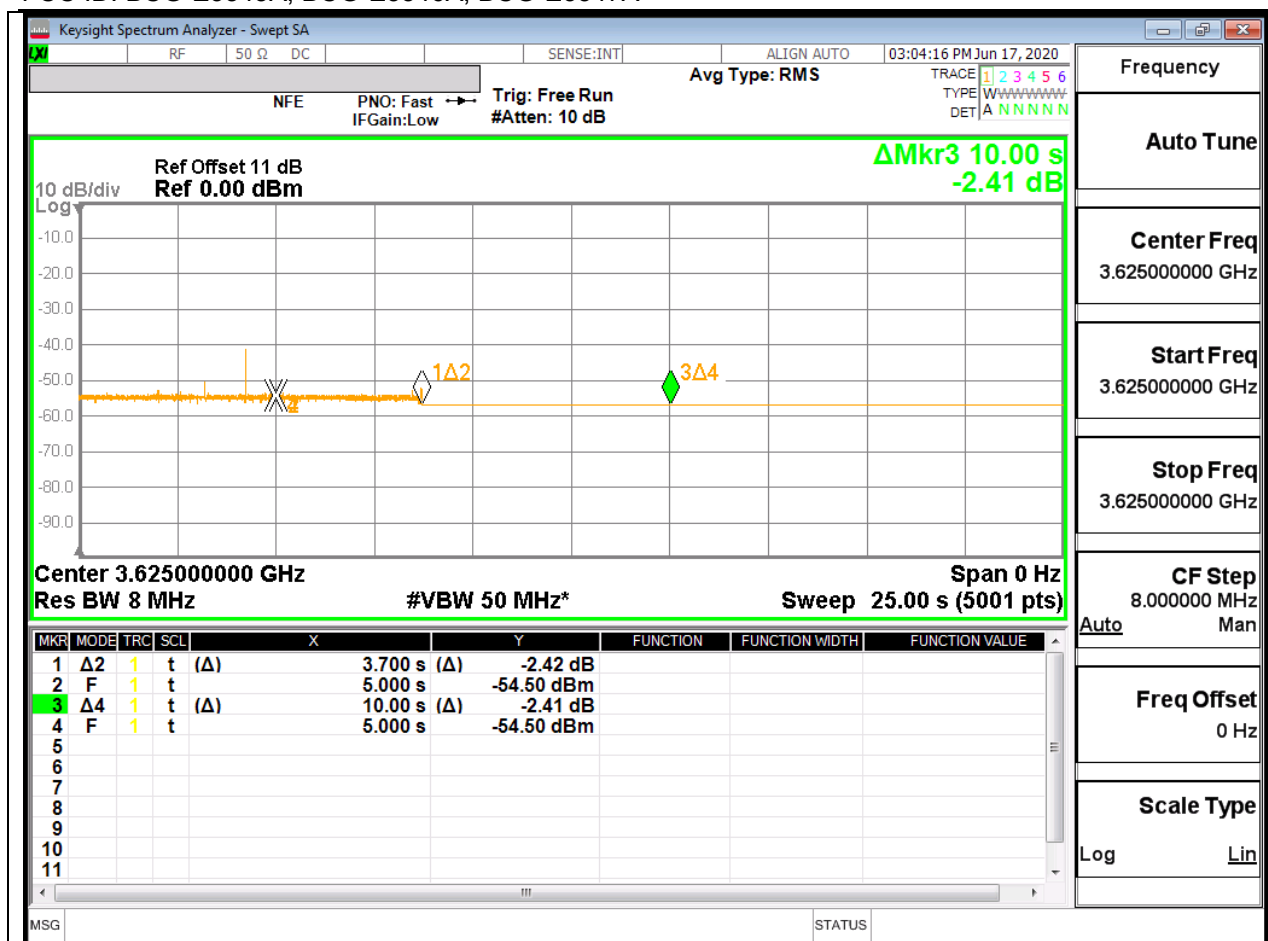
Configuration 2

- a) Setup WINNF.PT.C.HBT.1 with 3660MHz-3670MHz and power level 8 dBm/MHz
- b) Enable AP service from Ruckus Cloud Management
- c) Check EUT Transmitter Frequency and power
- d) Disable AP service from Ruckus Cloud Management and check EUT stop transmission within 10s.

TEST RESULTS

8.1. END USER DEVICE CONFIGURATION 1 (3615MHz - 3635MHz; MaxEIRP: 13 dBm/MHz)



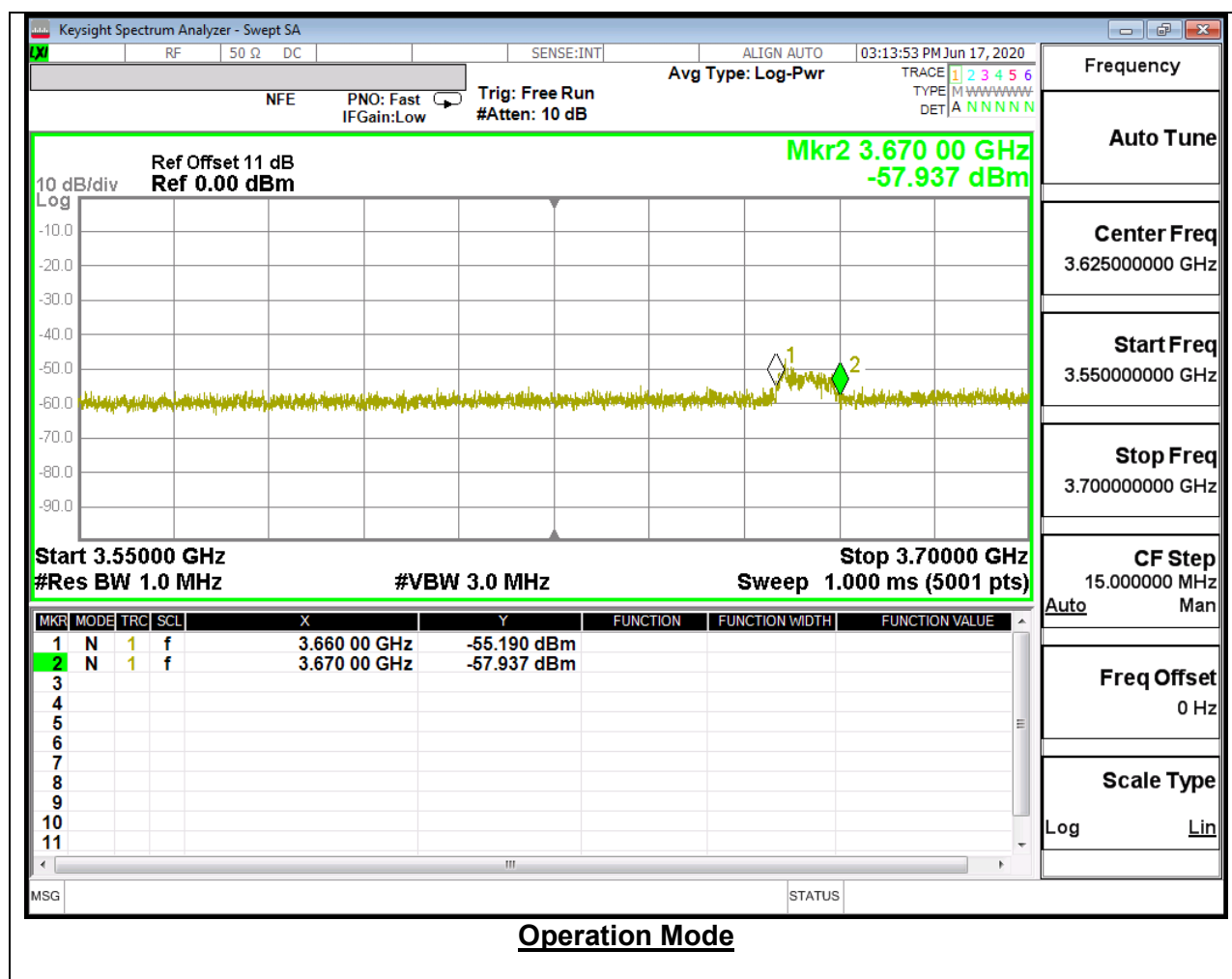


Stop Operation Within 10 second Mode

NOTE:

Marker 1: Authorized CBSD sends a signal to stop LTE transmission.
Marker 2: Time elapsed since signal to stop LTE transmission. EUD has stopped transmission.
Marker 3-4 Delta: 10 seconds has elapsed since CBSD has sent a signal to stop LTE transmission to EUT.

8.2. END USER DEVICE CONFIGURATION 2 (3660MHz - 3670MHz; MaxEIRP: 8 dBm/MHz)





Stop Operation Within 10 second Mode

NOTE:

Marker 1: Authorized CBSD sends a signal to stop LTE transmission.

Marker 2: Time elapsed since signal to stop LTE transmission. EUD has stopped transmission.

Marker 3-4 Delta: 10 seconds has elapsed since CBSD has sent a signal to stop LTE transmission to EUT.

9. SETUP PHOTOS

Please see setup report 13259315-EP1

END OF REPORT