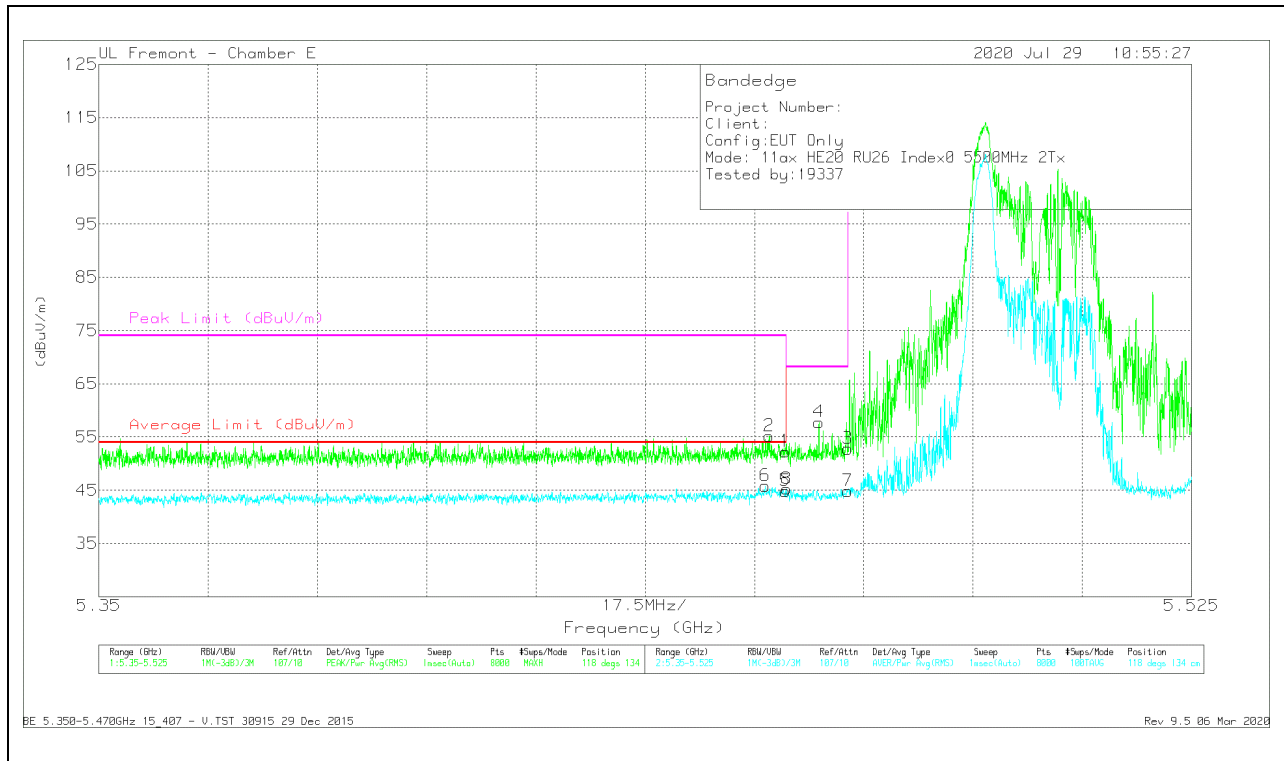


VERTICAL RESULT



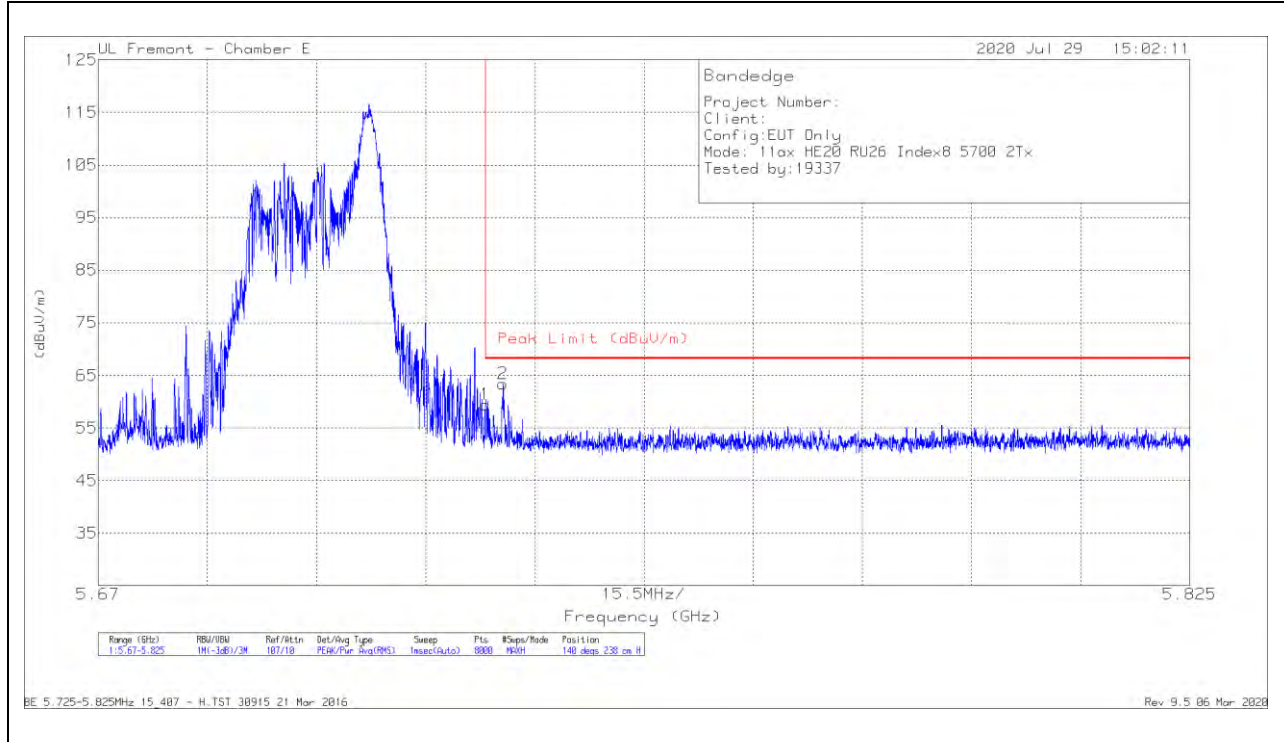
Marker	Frequency (GHz)	Meter Reading (dBuV)	Det	AF T712 (dB/m)	Amp/Cbl/Filtr/Pad (dB)	Corrected Reading (dBuV/m)	Average Limit (dBuV/m)	Margin (dB)	Peak Limit (dBuV/m)	PK Margin (dB)	Azimuth (Degs)	Height (cm)	Polarity
1	* 5.45998	39.48	Pk	34.5	-21.7	52.28	-	-	74	-21.72	118	134	V
2	* 5.45738	42.28	Pk	34.6	-21.7	55.18	-	-	74	-18.82	118	134	V
5	* 5.45998	32.06	RMS	34.5	-21.7	44.86	54	-9.14	-	-	118	134	V
6	* 5.45672	32.93	RMS	34.6	-21.7	45.83	54	-8.17	-	-	118	134	V
8	5.46016	32.44	RMS	34.5	-21.7	45.24	-	-	-	-	118	134	V
4	5.46532	45	Pk	34.5	-21.7	57.8	-	-	68.2	-10.4	118	134	V
3	5.46998	39.91	Pk	34.6	-21.7	52.81	-	-	68.2	-15.39	118	134	V
7	5.46998	31.96	RMS	34.6	-21.7	44.86	-	-	-	-	118	134	V

* - indicates frequency in CFR47 Pt 15 / IC RSS-Restricted Band
 Pk - Peak detector
 RMS - RMS detection

2TX ANTENNA 6 + ANTENNA 5 OFDMA MODE – 26 Tones, RU Index 8

BANDEDGE (HIGH CHANNEL)

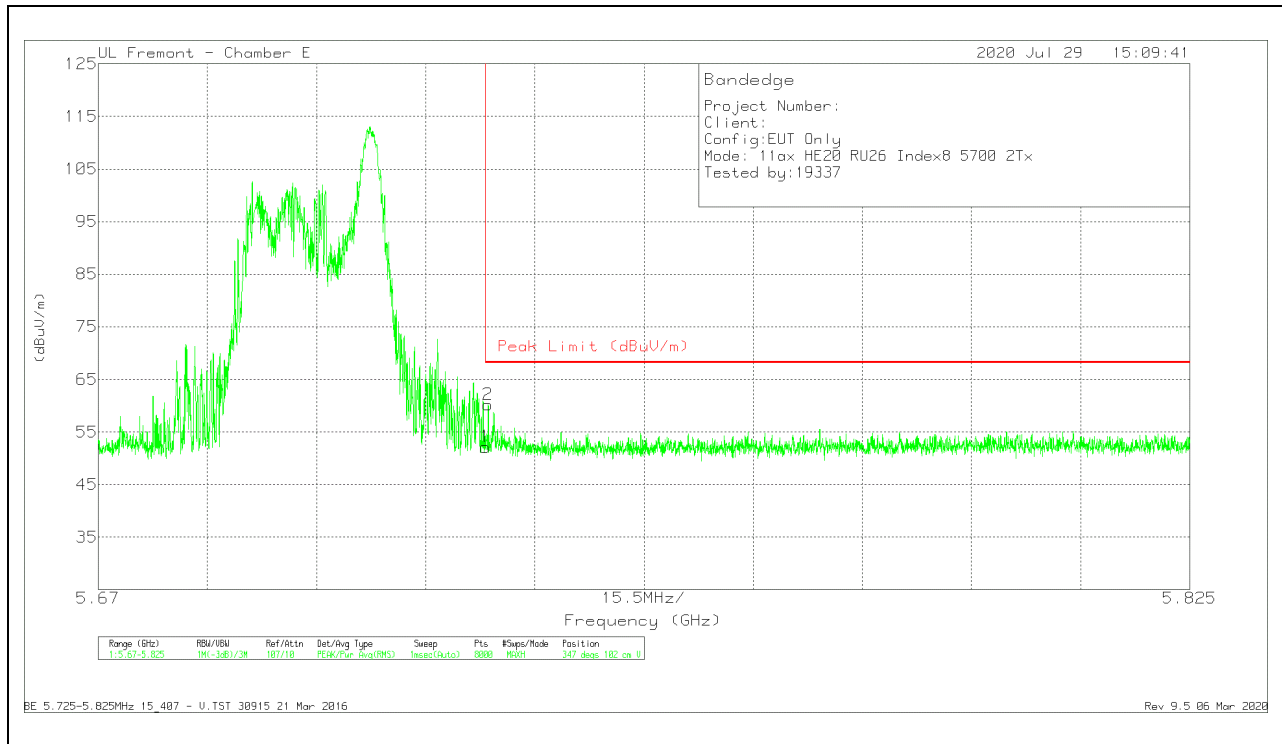
HORIZONTAL RESULT



Marker	Frequency (GHz)	Meter Reading (dBuV)	Det	AF T712 (dB/m)	Amp/Cbl/Filtr/Pad (dB)	Corrected Reading (dBuV/m)	Peak Limit (dBuV/m)	PK Margin (dB)	Azimuth (Degs)	Height (cm)	Polarity
1	5.72501	45.93	Pk	34.7	-21.2	59.43	68.2	-8.77	140	238	H
2	5.72749	49.94	Pk	34.7	-21.2	63.44	68.2	-4.76	140	238	H

Pk - Peak detector

VERTICAL RESULT



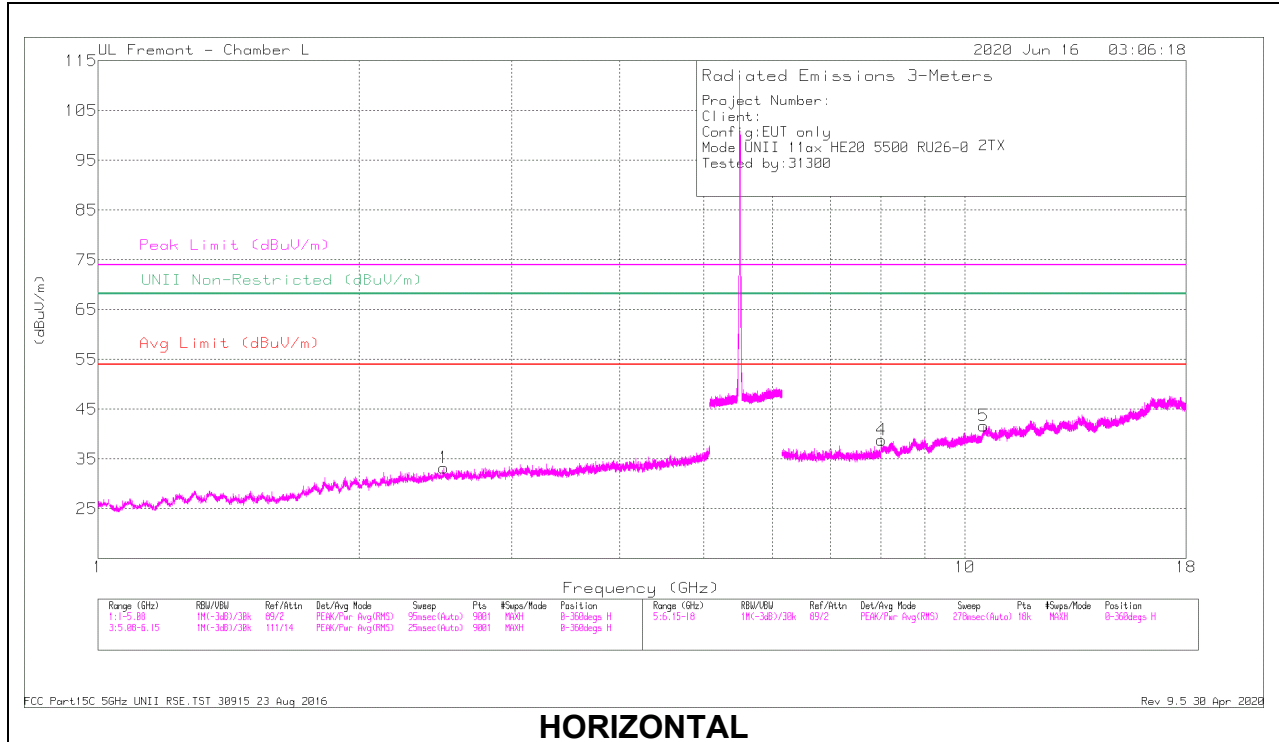
Marker	Frequency (GHz)	Meter Reading (dBuV)	Det	AF T712 (dB/m)	Amp/Cbl/Filtr/Pad (dB)	Corrected Reading (dBuV/m)	Peak Limit (dBuV/m)	PK Margin (dB)	Azimuth (Degs)	Height (cm)	Polarity
1	5.72501	38.62	Pk	34.7	-21.2	52.12	68.2	-16.08	347	102	V
2	5.72538	46.7	Pk	34.7	-21.2	60.2	68.2	-8	347	102	V

Pk - Peak detector

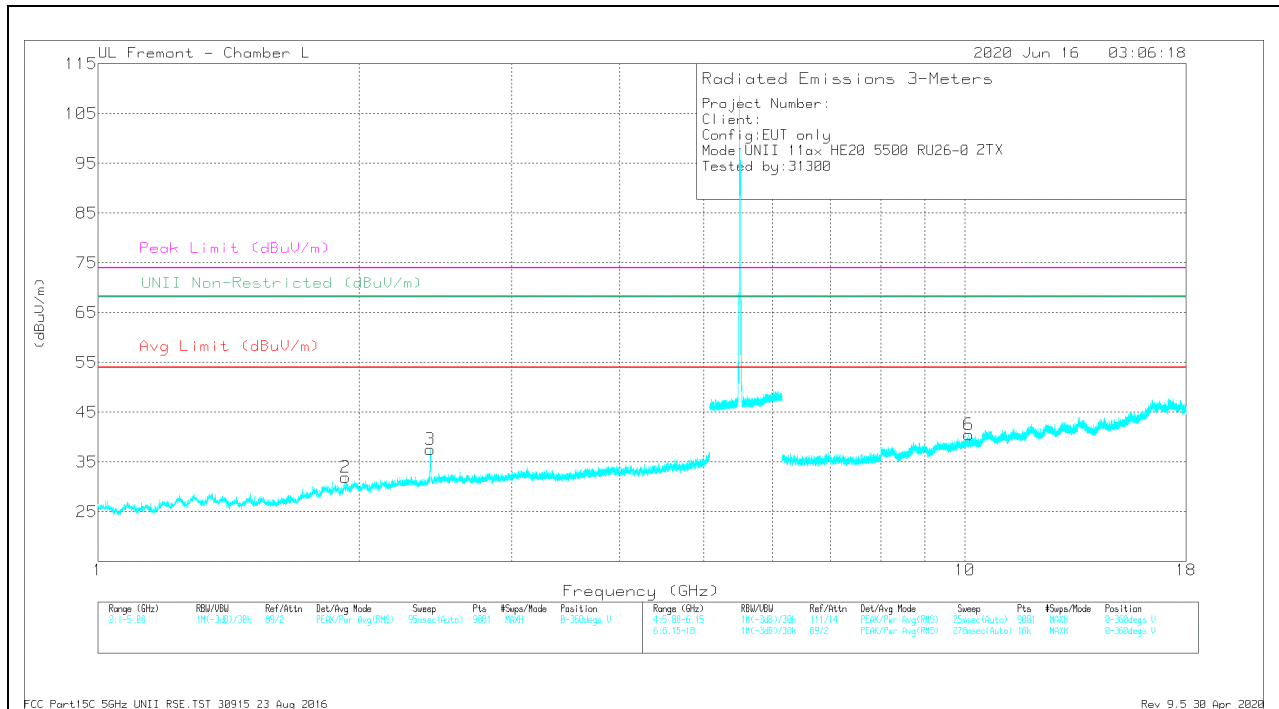
2TX ANTENNA 6 + ANTENNA 5 OFDMA MODE – 26 Tones, RU Index 8

HARMONICS AND SPURIOUS EMISSIONS

LOW CHANNEL RESULTS



HORIZONTAL



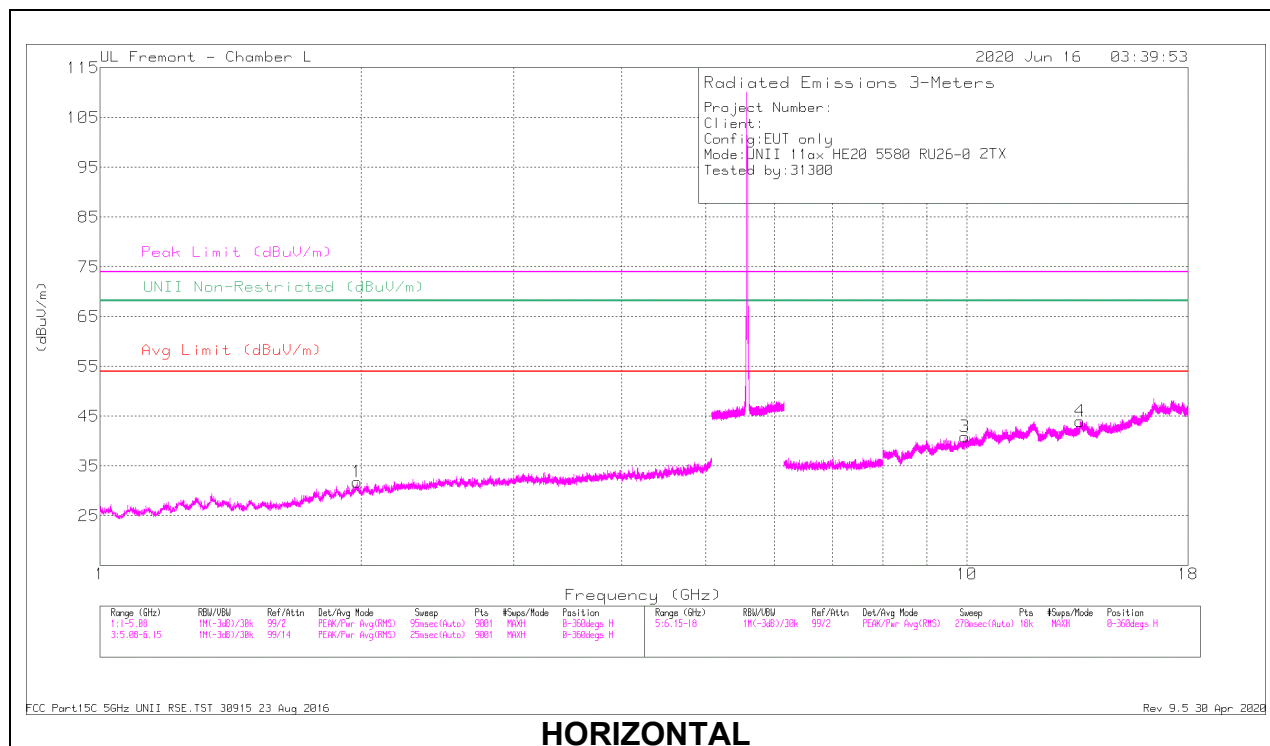
VERTICAL

RADIATED EMISSIONS

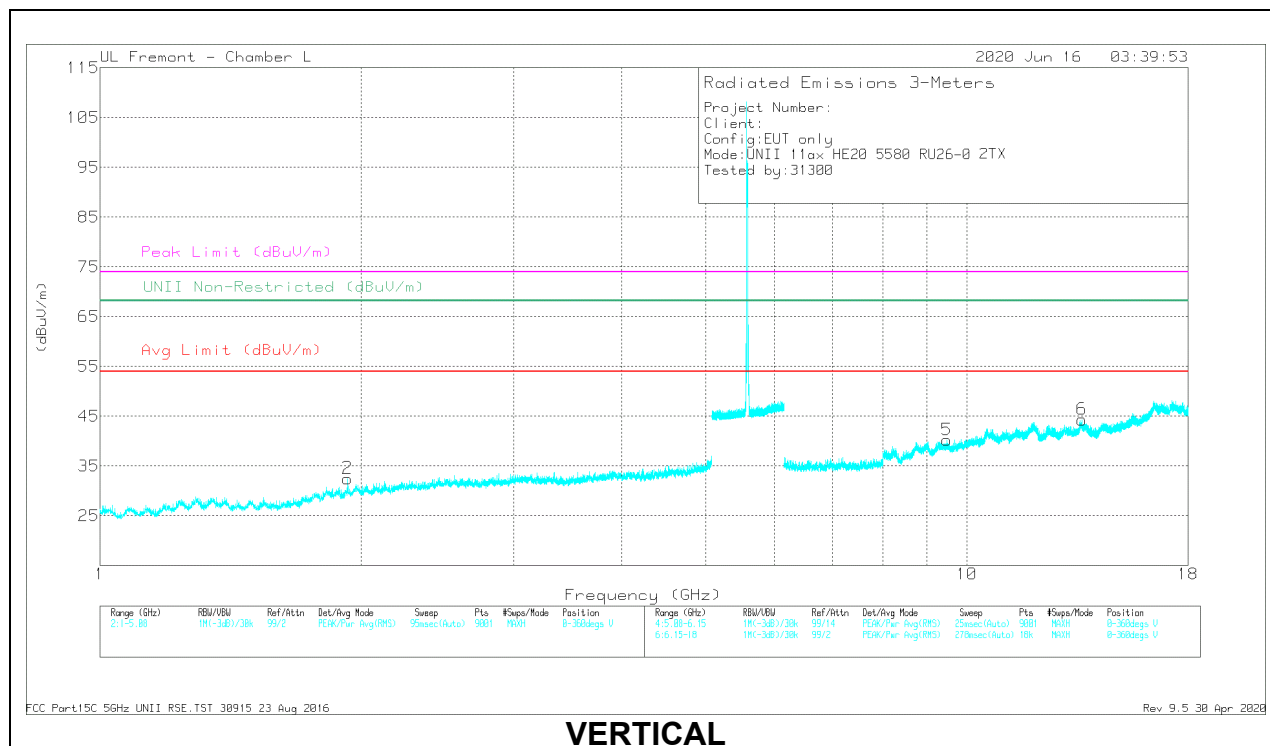
Marker	Frequency (GHz)	Meter Reading (dBuV)	Det	AF 344 (dB/m)	Amp/Cbl/Filtr/Pad (dB)	Corrected Reading (dBuV/m)	UNII Non-Restricted (dBuV/m)	PK Margin (dB)	Azimuth (Degs)	Height (cm)	Polarity
1	2.50769	38.61	PK-U	32.4	-30.7	40.31	68.2	-27.89	0	101	H
2	1.93181	39.88	PK-U	30.6	-32	38.48	68.2	-29.72	79	199	V
3	2.40886	42.15	PK-U	32	-30.9	43.25	68.2	-24.95	238	107	V
4	8.0155	32.62	PK-U	35.7	-22.2	46.12	68.2	-22.08	174	101	H
5	10.52104	30.53	PK-U	37.7	-19.4	48.83	68.2	-19.37	98	101	H
6	10.1069	29.84	PK-U	37.1	-20.3	46.64	68.2	-21.56	111	200	V

PK-U - U-NII: Maximum Peak

MID CHANNEL RESULTS



HORIZONTAL



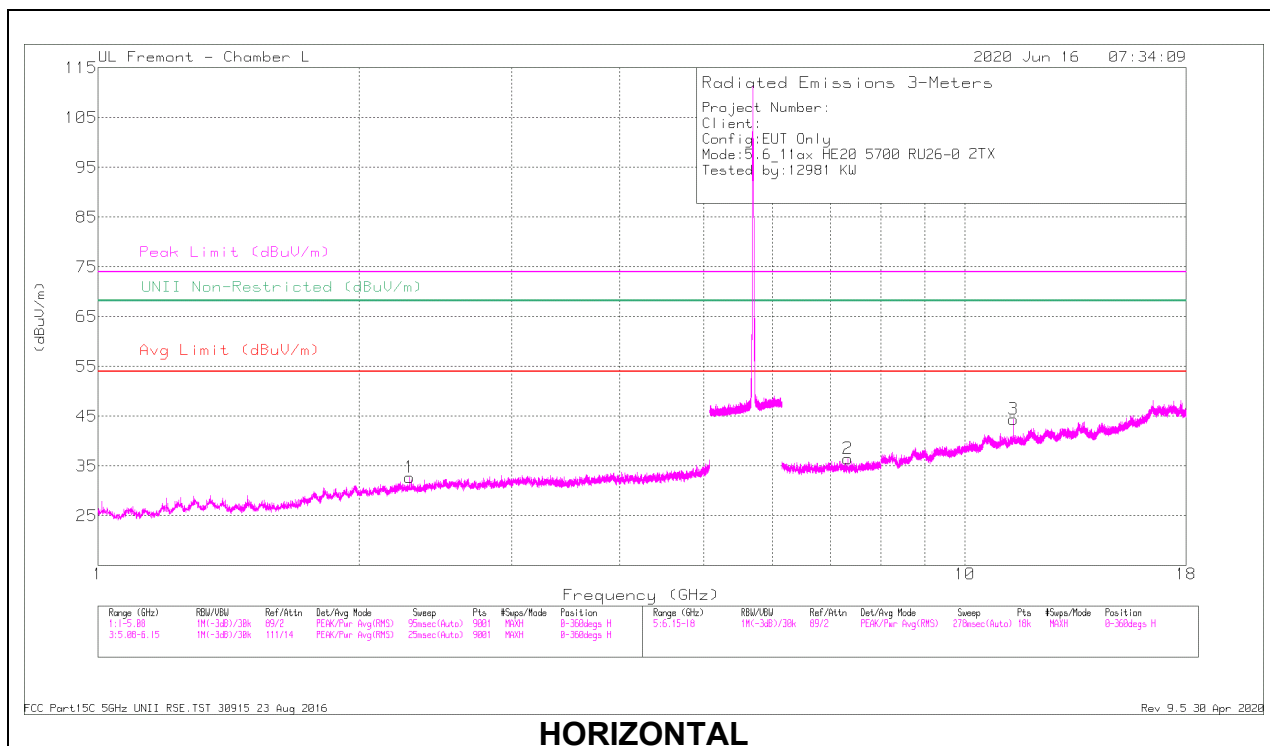
VERTICAL

RADIATED EMISSIONS

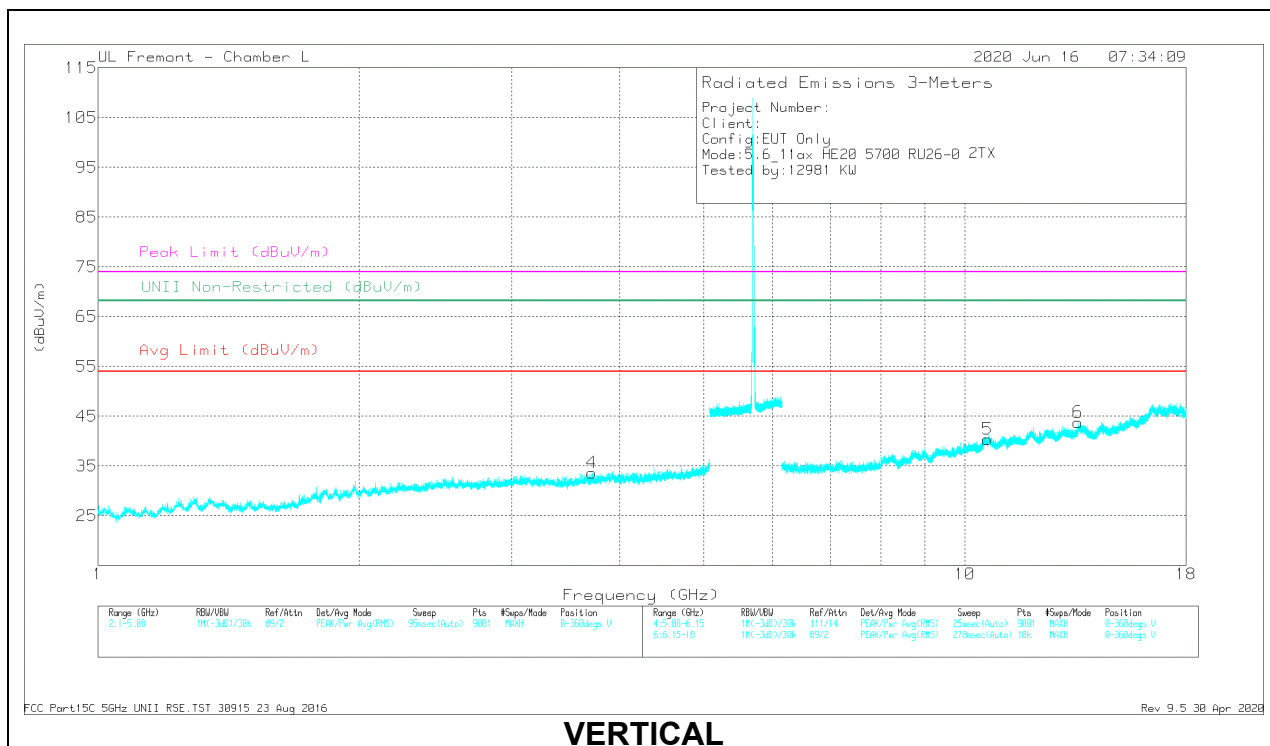
Marker	Frequency (GHz)	Meter Reading (dBuV)	Det	AF 344 (dB/m)	Amp/Cbl/Filtr/Pad (dB)	Corrected Reading (dBuV/m)	Avg Limit (dBuV/m)	Margin (dB)	Peak Limit (dBuV/m)	PK Margin (dB)	UNII Non-Restricted (dBuV/m)	PK Margin (dB)	Azimuth (Degs)	Height (cm)	Polarity
1	1.9772	40.23	PK-U	31	-31.5	39.73	-	-	-	-	68.2	-28.47	0	101	H
2	1.93134	42	PK-U	30.6	-32	40.6	-	-	-	-	68.2	-27.6	127	253	V
3	9.96152	29.83	PK-U	37	-19.9	46.93	-	-	-	-	68.2	-21.27	148	199	H
4	13.5208	31.96	PK-U	38.9	-19.3	51.56	-	-	-	-	68.2	-16.64	205	101	H
5	13.58315	32.84	PK-U	38.8	-19.3	52.34	-	-	-	-	68.2	-15.86	162	199	V
6	* 9.47951	29.45	PK-U	36.6	-20.6	45.45	-	-	74	-28.55	-	-	96	199	V
	* 9.4776	19.83	ADR	36.6	-20.6	35.83	54	-18.17	-	-	-	-	96	199	V

* - indicates frequency in CFR47 Pt 15 / IC RSS-Restricted Band
 PK-U - U-NII: Maximum Peak
 ADR - U-NII AD primary method, RMS average

HIGH CHANNEL RESULTS



HORIZONTAL



VERTICAL

RADIATED EMISSIONS

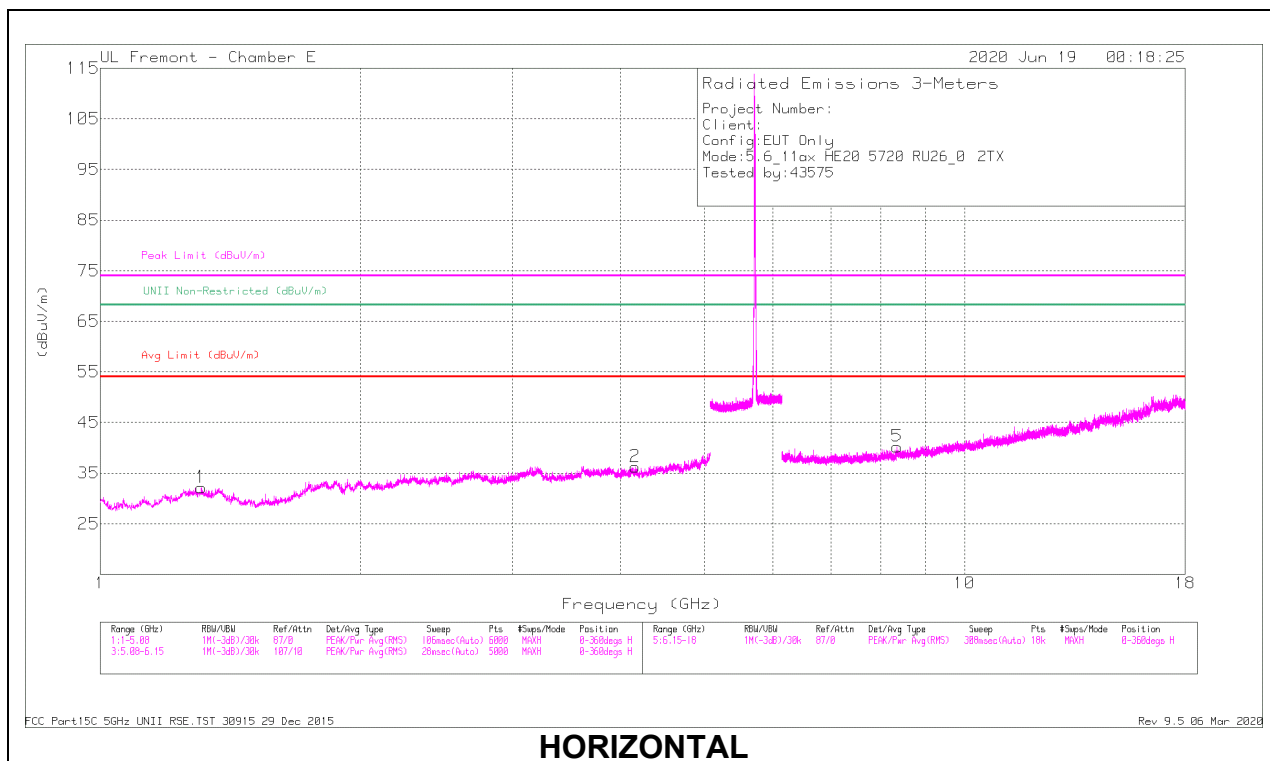
Marker	Frequency (GHz)	Meter Reading (dBuV)	Det	AF 344 (dBm)	Amp/Cbl/Filtr/Pad (dB)	Corrected Reading (dBuV/m)	Avg Limit (dBuV/m)	Margin (dB)	Peak Limit (dBuV/m)	PK Margin (dB)	UNII Non-Restricted (dBuV/m)	PK Margin (dB)	Azimuth (Degs)	Height (cm)	Polarity
1	* 2.2877	38.54	PK-U	31.8	-31	39.34	-	-	74	-34.66	-	-	337	163	H
	* 2.28711	27.89	ADR	31.8	-30.9	28.79	54	-25.21	-	-	-	-	337	163	H
4	* 3.71353	37.39	PK-U	33.2	-28.6	41.99	-	-	74	-32.01	-	-	263	124	V
	* 3.7136	26.67	ADR	33.2	-28.6	31.27	54	-22.73	-	-	-	-	263	124	V
2	* 7.32576	32.17	PK-U	35.6	-24	43.77	-	-	74	-30.23	-	-	122	200	H
	* 7.32469	20.68	ADR	35.6	-24	32.28	54	-21.72	-	-	-	-	122	200	H
3	* 11.38387	35.13	PK-U	38	-19.3	53.83	-	-	74	-20.17	-	-	162	192	H
	* 11.38323	25.93	ADR	38	-19.3	44.63	54	-9.37	-	-	-	-	162	192	H
5	* 10.62626	31.48	PK-U	37.9	-20.1	49.28	-	-	74	-24.72	-	-	175	230	V
	* 10.62842	20.84	ADR	37.8	-20.1	38.54	54	-15.46	-	-	-	-	175	230	V
6	13.51757	32.73	PK-U	38.9	-19.4	52.23	-	-	-	-	68.2	-15.97	120	359	V

* - indicates frequency in CFR47 Pt 15 / IC RSS-Restricted Band

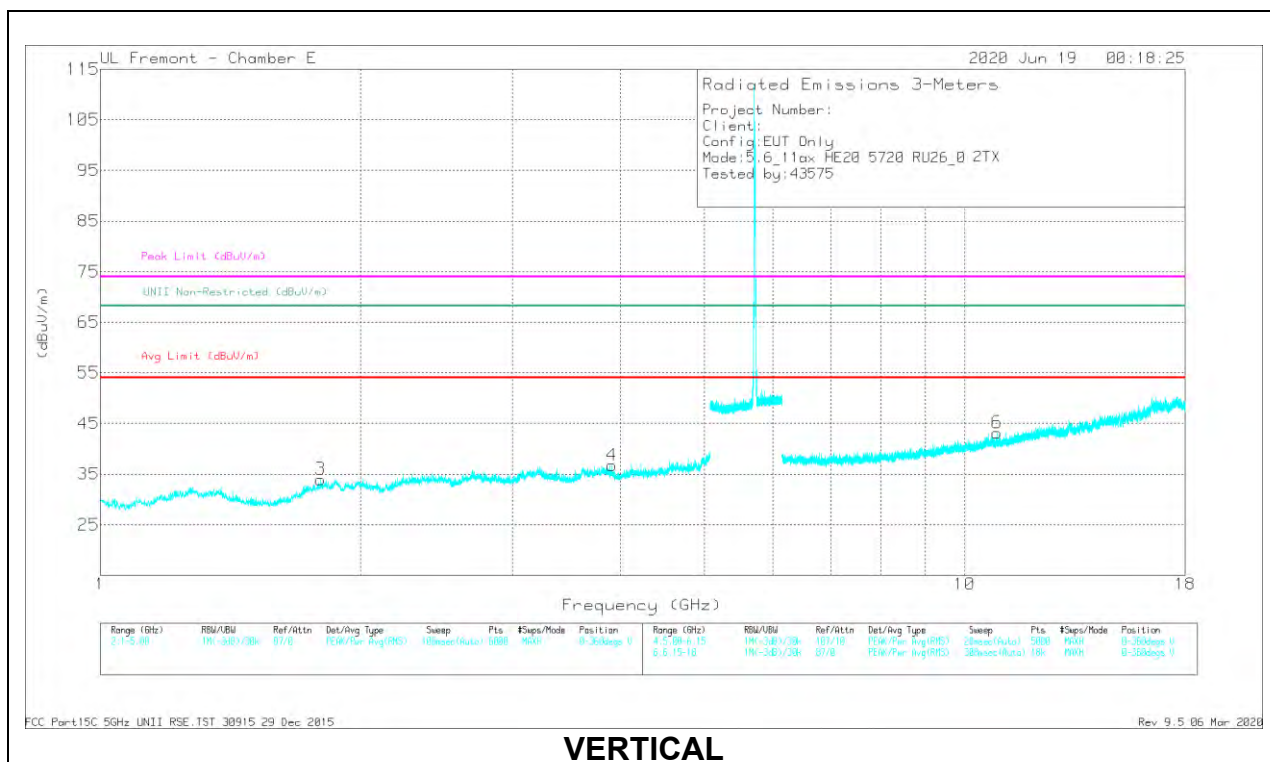
PK-U - U-NII: Maximum Peak

ADR - U-NII AD primary method, RMS average

CHANNEL 144 RESULTS



HORIZONTAL



VERTICAL

RADIATED EMISSIONS

Marker	Frequency (GHz)	Meter Reading (dBuV)	Det	AF T712 (dB/m)	Amp/Cbl/Filtr/Pad (dB)	Corrected Reading (dBuV/m)	Avg Limit (dBuV/m)	Margin (dB)	Peak Limit (dBuV/m)	PK Margin (dB)	UNII Non-Restricted (dBuV/m)	PK Margin (dB)	Azimuth (Degs)	Height (cm)	Polarity
1	* 1.30687	44.95	PK-U	29.4	-35	39.35	-	-	74	-34.65	-	-	0	200	H
	* 1.31041	33.42	ADR	29.4	-35.1	27.72	54	-26.28	-	-	-	-	0	200	H
2	* 4.15608	42.48	PK-U	33.5	-32.3	43.68	-	-	74	-30.32	-	-	0	200	H
	* 4.15755	30.55	ADR	33.5	-32.3	31.75	54	-22.25	-	-	-	-	0	200	H
4	* 3.91135	43.08	PK-U	33.7	-33	43.78	-	-	74	-30.22	-	-	0	101	V
	* 3.91126	31.24	ADR	33.7	-33	31.94	54	-22.06	-	-	-	-	0	101	V
5	* 8.35528	37.85	PK-U	35.9	-27	46.75	-	-	74	-27.25	-	-	0	199	H
	* 8.35784	26.65	ADR	35.9	-27	35.55	54	-18.45	-	-	-	-	0	199	H
6	* 10.90036	37.08	PK-U	37.7	-25.2	49.58	-	-	74	-24.42	-	-	0	199	V
	* 10.89975	25.41	ADR	37.7	-25.2	37.91	54	-16.09	-	-	-	-	0	199	V
3	1.7989	45.04	PK-U	30.5	-35	40.54	-	-	-	-	68.2	-27.66	0	101	V

* - indicates frequency in CFR47 Pt 15 / IC RSS-Restricted Band

PK-U - U-NII: Maximum Peak

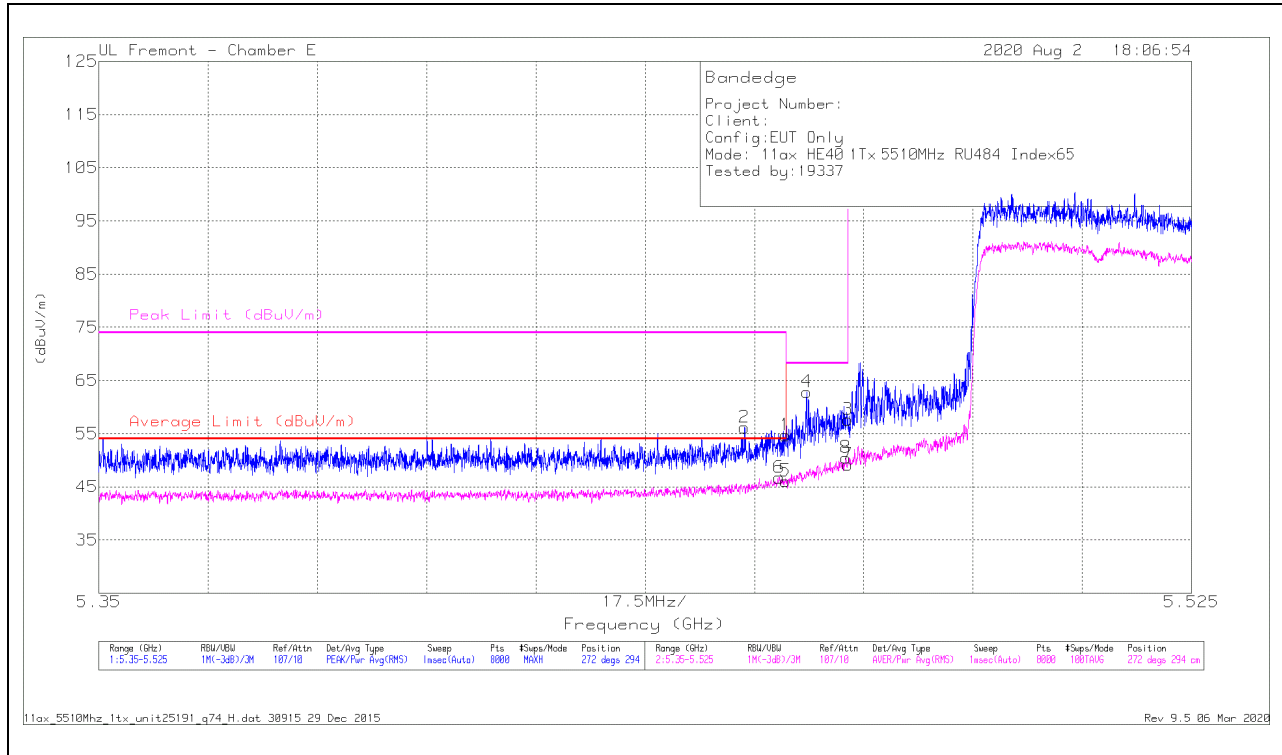
ADR - U-NII AD primary method, RMS average

6.1.17. TX ABOVE 1 GHz 802.11ax HE40 MODE IN THE 5.6 GHz BAND

1TX ANTENNA 6 – 484 Tones, RU Index 65

BANDEDGE (LOW CHANNEL)

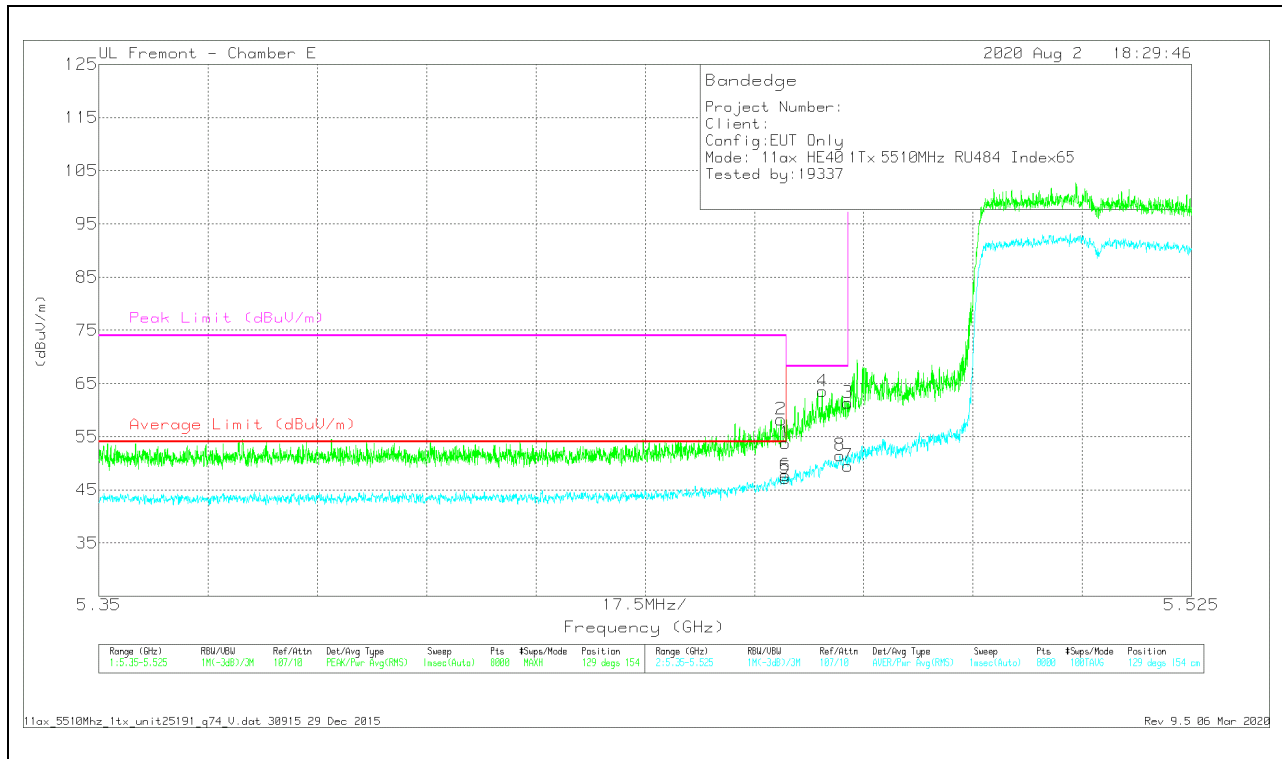
HORIZONTAL RESULT



Marker	Frequency (GHz)	Meter Reading (dBuV)	Det	AF T712 (dB/m)	Amp/Cbl/Fitr/Pad (dB)	Corrected Reading (dBuV/m)	Average Limit (dBuV/m)	Margin (dB)	Peak Limit (dBuV/m)	PK Margin (dB)	Azimuth (Degs)	Height (cm)	Polarity
1	* 5.45998	41.89	Pk	34.5	-21.7	54.69	-	-	74	-19.31	272	294	H
2	* 5.45342	43.36	Pk	34.5	-21.7	56.16	-	-	74	-17.84	272	294	H
5	* 5.45998	33.29	RMS	34.5	-21.7	46.09	54	-7.91	-	-	272	294	H
6	* 5.45895	33.84	RMS	34.6	-21.7	46.74	54	-7.26	-	-	272	294	H
4	5.46337	50.06	Pk	34.5	-21.7	62.86	-	-	68.2	-5.34	272	294	H
8	5.46963	37.57	RMS	34.6	-21.7	50.47	-	-	-	-	272	294	H
3	5.46998	44.74	Pk	34.6	-21.7	57.64	-	-	68.2	-10.56	272	294	H
7	5.46998	36.28	RMS	34.6	-21.7	49.18	-	-	-	-	272	294	H

* - indicates frequency in CFR47 Pt 15 / IC RSS-Restricted Band
 Pk - Peak detector

VERTICAL RESULT

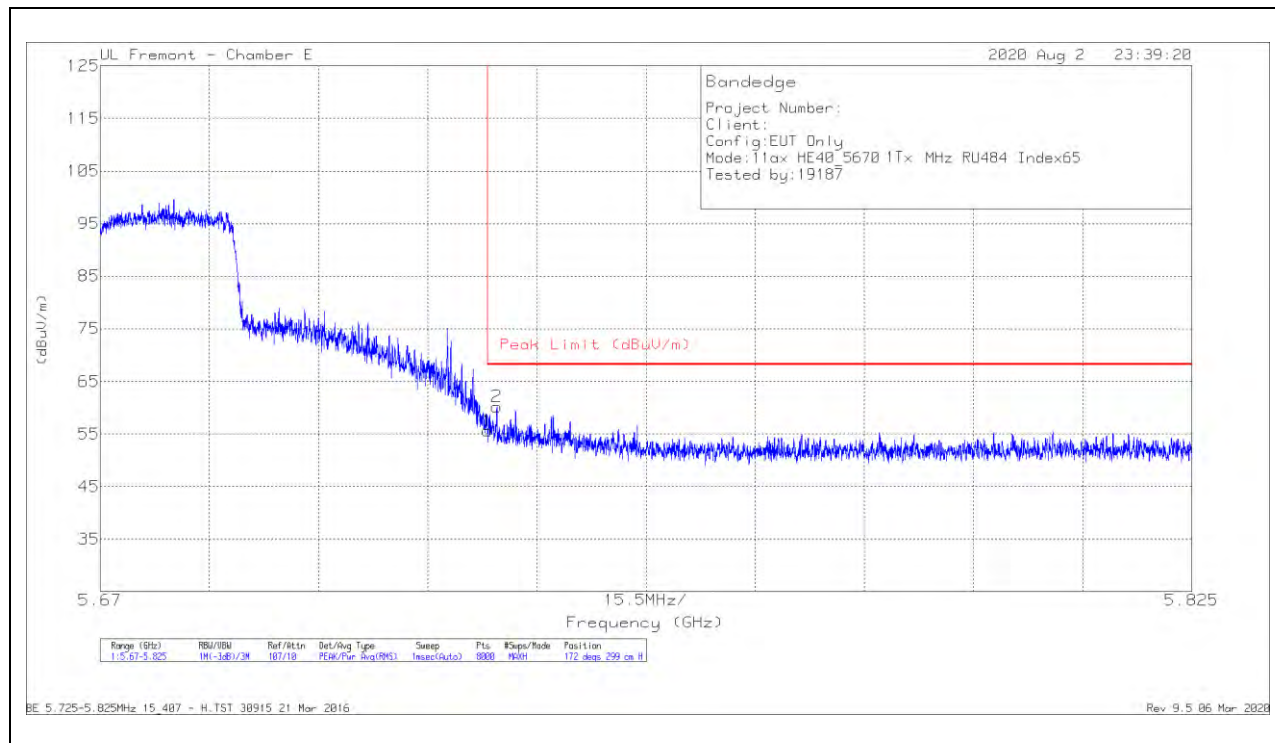


Marker	Frequency (GHz)	Meter Reading (dBuV)	Det	AF T712 (dB/m)	Amp/Cbl/Filtr/Pad (dB)	Corrected Reading (dBuV/m)	Average Limit (dBuV/m)	Margin (dB)	Peak Limit (dBuV/m)	PK Margin (dB)	Azimuth (Degs)	Height (cm)	Polarity
1	* 5.45998	41.01	Pk	34.5	-21.7	53.81	-	-	74	-20.19	129	154	V
2	* 5.45926	45.33	Pk	34.6	-21.7	58.23	-	-	74	-15.77	129	154	V
5	* 5.45998	34.39	RMS	34.5	-21.7	47.19	54	-6.81	-	-	129	154	V
6	* 5.45994	34.95	RMS	34.5	-21.7	47.75	54	-6.25	-	-	129	154	V
4	5.46587	50.72	Pk	34.5	-21.7	63.52	-	-	68.2	-4.68	129	154	V
8	5.46869	38.68	RMS	34.5	-21.7	51.48	-	-	-	-	129	154	V
3	5.46998	48.46	Pk	34.6	-21.7	61.36	-	-	68.2	-6.84	129	154	V
7	5.46998	36.63	RMS	34.6	-21.7	49.53	-	-	-	-	129	154	V

* - indicates frequency in CFR47 Pt 15 / IC RSS-Restricted Band
 Pk - Peak detector
 RMS - RMS detection

BANDEDGE (HIGH CHANNEL)

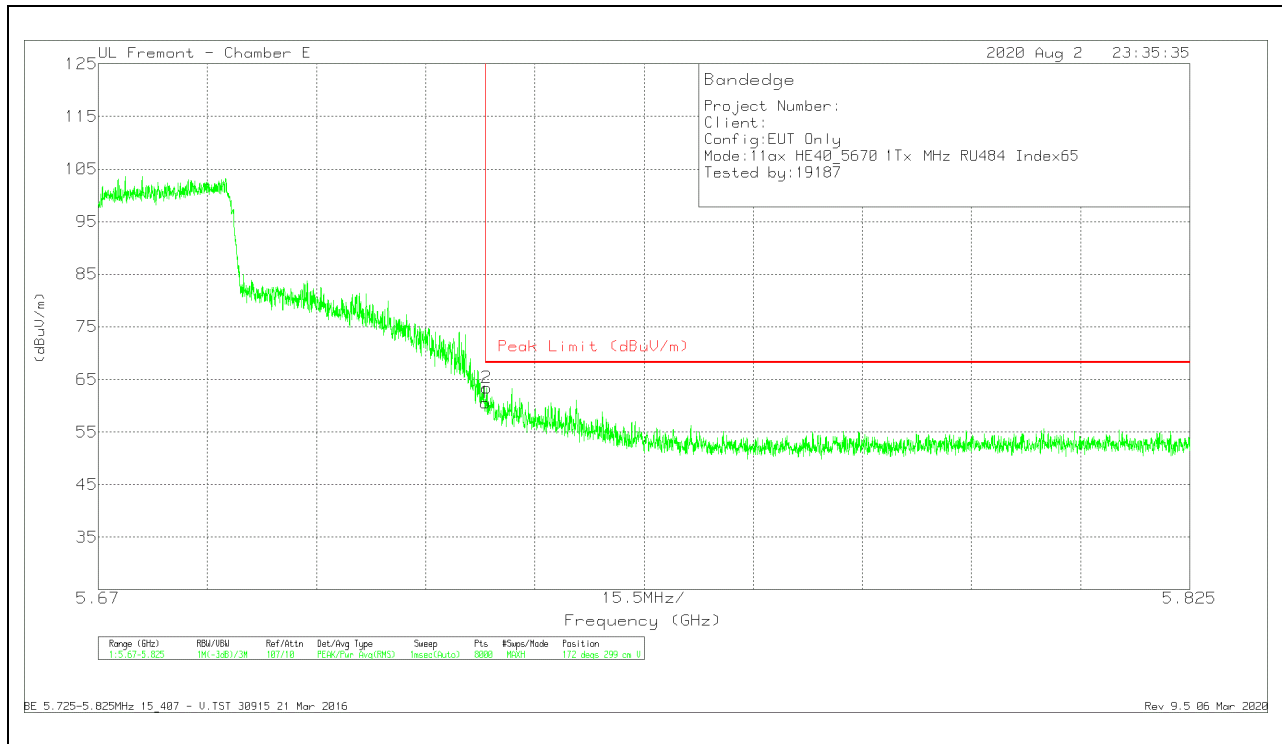
HORIZONTAL RESULT



Marker	Frequency (GHz)	Meter Reading (dBuV)	Det	AF T712 (dB/m)	Amp/Cb/Fitr/Pad (dB)	Corrected Reading (dBuV/m)	Peak Limit (dBuV/m)	PK Margin (dB)	Azimuth (Degs)	Height (cm)	Polarity
1	5.72501	42.11	Pk	34.7	-21.2	55.61	68.2	-12.59	172	299	H
2	5.72631	46.64	Pk	34.7	-21.2	60.14	68.2	-8.06	172	299	H

Pk - Peak detector

VERTICAL RESULT



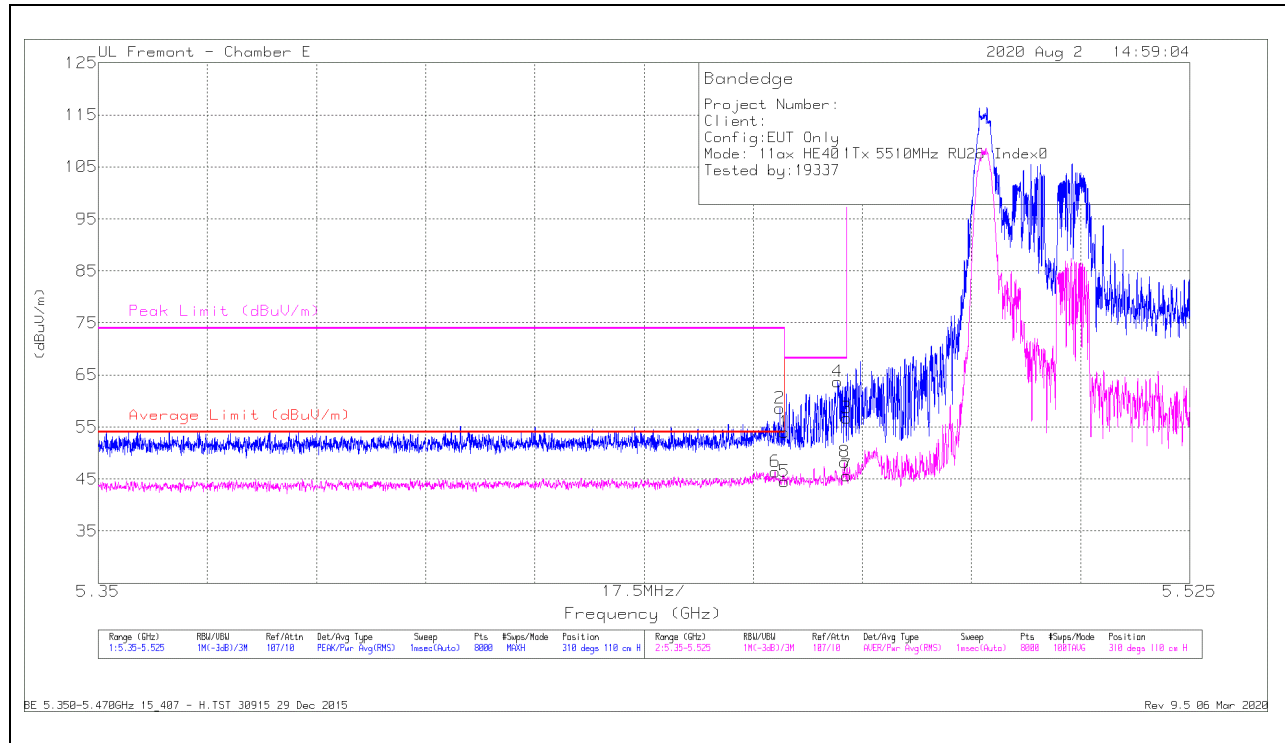
Marker	Frequency (GHz)	Meter Reading (dBuV)	Det	AF T712 (dB/m)	Amp/Cbl/Filtr/Pad (dB)	Corrected Reading (dBuV/m)	Peak Limit (dBuV/m)	PK Margin (dB)	Azimuth (Degs)	Height (cm)	Polarity
1	5.72501	47.02	Pk	34.7	-21.2	60.52	68.2	-7.68	172	299	V
2	5.72517	49.86	Pk	34.7	-21.2	63.36	68.2	-4.84	172	299	V

Pk - Peak detector

1TX ANTENNA 6 – 26 Tones, RU Index 0

BANDEDGE (LOW CHANNEL)

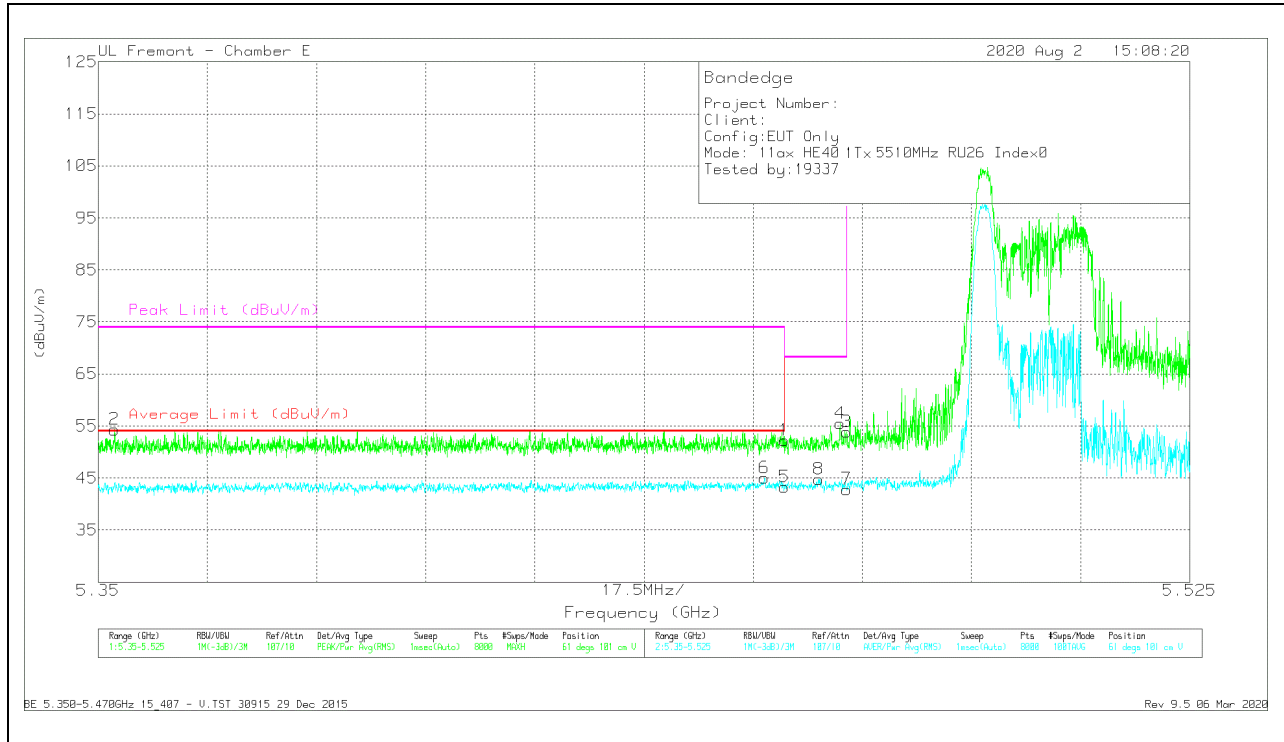
HORIZONTAL RESULT



Marker	Frequency (GHz)	Meter Reading (dBuV)	Det	AF T712 (dB/m)	Amp/Cbl/Fitr/Pad (dB)	Corrected Reading (dBuV/m)	Average Limit (dBuV/m)	Margin (dB)	Peak Limit (dBuV/m)	PK Margin (dB)	Azimuth (Degs)	Height (cm)	Polarity
1	* 5.45998	41.18	Pk	34.5	-21.7	53.98	-	-	74	-20.02	310	110	H
2	* 5.45928	45.75	Pk	34.6	-21.7	58.65	-	-	74	-15.35	310	110	H
5	* 5.45998	31.72	RMS	34.5	-21.7	44.52	54	-9.48	-	-	310	110	H
6	* 5.45851	33.53	RMS	34.6	-21.7	46.43	54	-7.57	-	-	310	110	H
4	5.46854	50.89	Pk	34.5	-21.7	63.69	-	-	68.2	-4.51	310	110	H
8	5.46963	35.4	RMS	34.6	-21.7	48.3	-	-	-	-	310	110	H
3	5.46998	43.81	Pk	34.6	-21.7	56.71	-	-	68.2	-11.49	310	110	H
7	5.46998	32.74	RMS	34.6	-21.7	45.64	-	-	-	-	310	110	H

* - indicates frequency in CFR47 Pt 15 / IC RSS-Restricted Band
 Pk - Peak detector
 RMS - RMS detection

VERTICAL RESULT

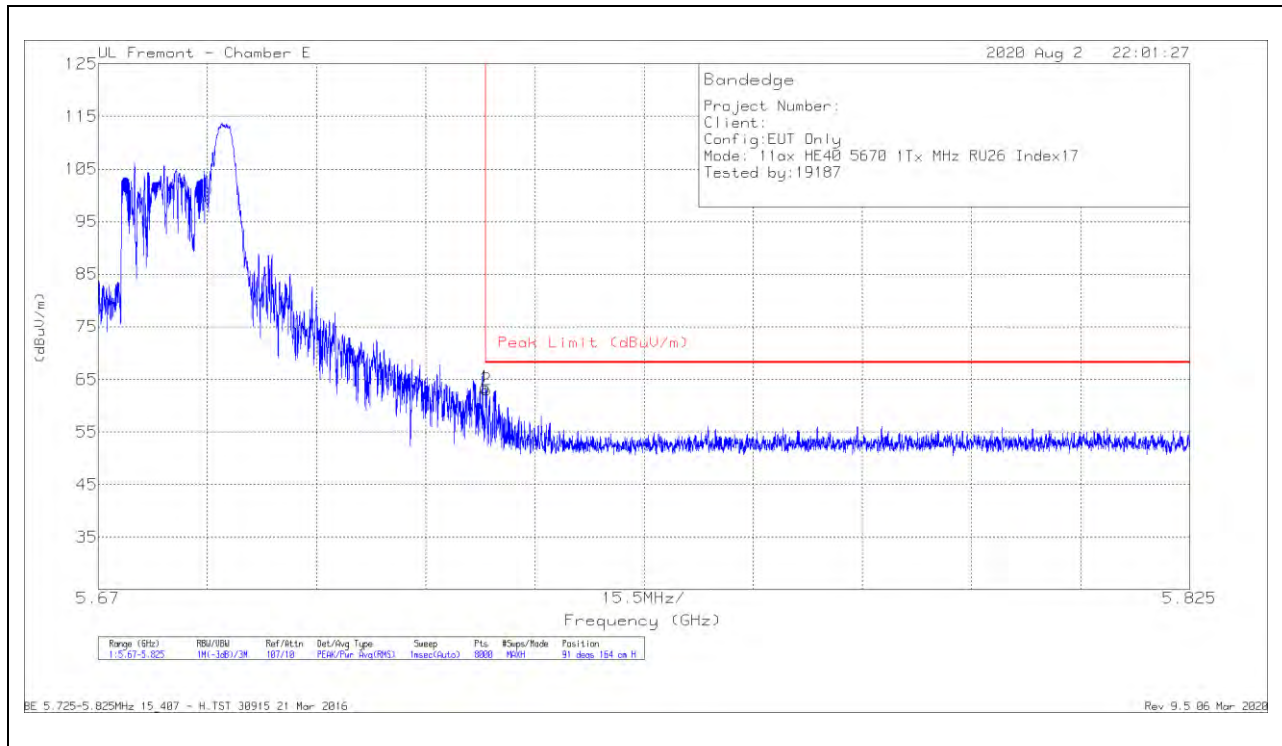


Marker	Frequency (GHz)	Meter Reading (dBuV)	Det	AF T712 (dB/m)	Amp/Cbl/Filtr/Pa d (dB)	Corrected Reading (dBuV/m)	Average Limit (dBuV/m)	Margin (dB)	Peak Limit (dBuV/m)	PK Margin (dB)	Azimuth (Degs)	Height (cm)	Polarity
1	* 5.45998	39.48	Pk	34.5	-21.7	52.28	-	-	74	-21.72	61	101	V
2	* 5.3526	41.51	Pk	34.5	-21.7	54.31	-	-	74	-19.69	61	101	V
5	* 5.45998	30.44	RMS	34.5	-21.7	43.24	54	-10.76	-	-	61	101	V
6	* 5.45681	32.14	RMS	34.6	-21.7	45.04	54	-8.96	-	-	61	101	V
8	5.46547	31.94	RMS	34.5	-21.7	44.74	-	-	-	-	61	101	V
4	5.46897	42.64	Pk	34.5	-21.7	55.44	-	-	68.2	-12.76	61	101	V
3	5.46998	41.02	Pk	34.6	-21.7	53.92	-	-	68.2	-14.28	61	101	V
7	5.46998	29.94	RMS	34.6	-21.7	42.84	-	-	-	-	61	101	V

* - indicates frequency in CFR47 Pt 15 / IC RSS-Restricted Band
 Pk - Peak detector
 RMS - RMS detection

1TX ANTENNA 6 – 26 Tones, RU Index 17
BANDEDGE (HIGH CHANNEL)

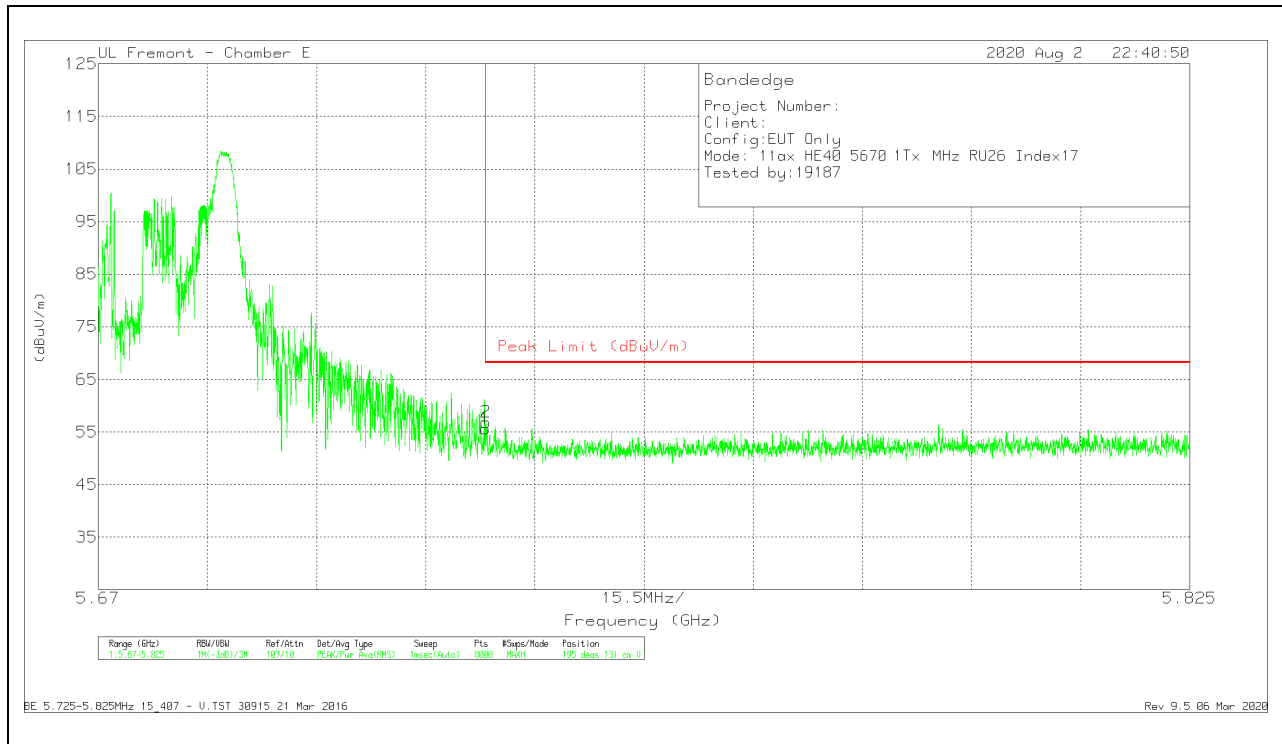
HORIZONTAL RESULT



Marker	Frequency (GHz)	Meter Reading (dBuV)	Det	AF T712 (dB/m)	Amp/Cbl/Fitr/Pad (dB)	Corrected Reading (dBuV/m)	Peak Limit (dBuV/m)	PK Margin (dB)	Azimuth (Degs)	Height (cm)	Polarity
1	5.72501	49.96	Pk	34.7	-21.2	63.46	68.2	-4.74	91	164	H
2	5.72513	49.58	Pk	34.7	-21.2	63.08	68.2	-5.12	91	164	H

Pk - Peak detector

VERTICAL RESULT



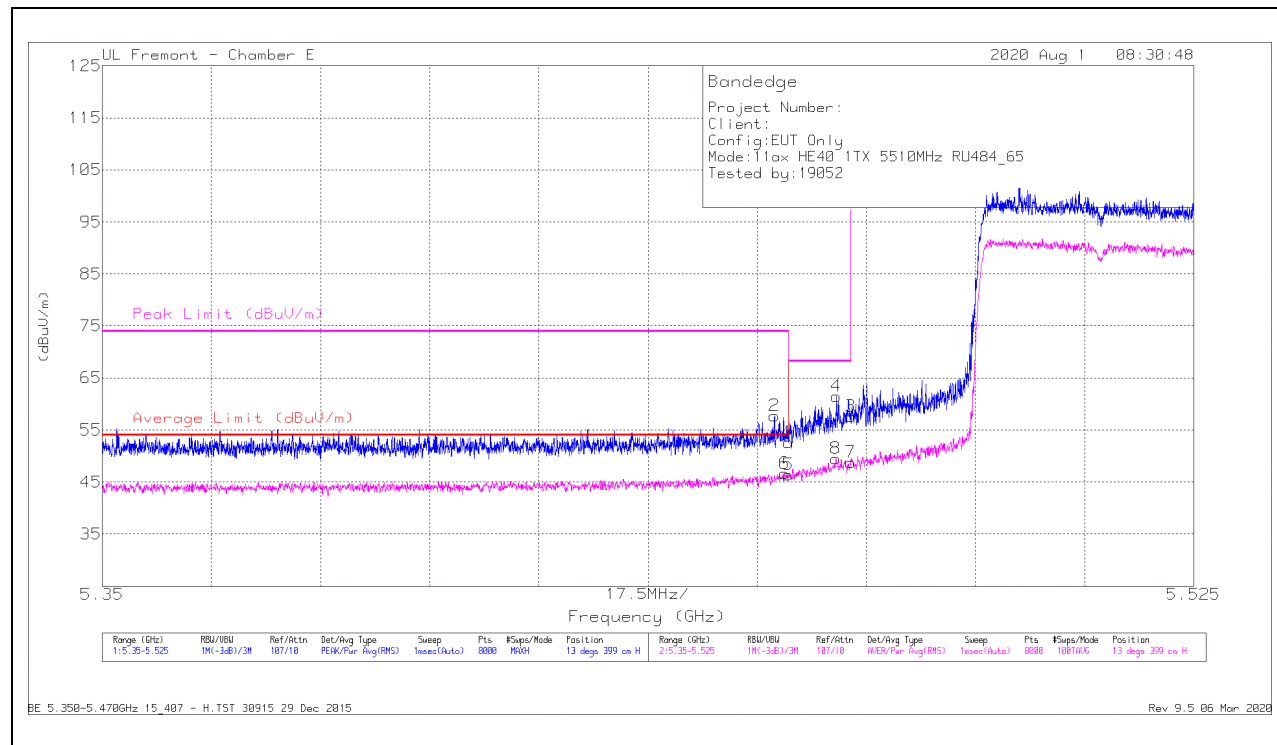
Marker	Frequency (GHz)	Meter Reading (dBuV)	Det	AF T712 (dB/m)	Amp/Cbl/Filtr/Pad (dB)	Corrected Reading (dBuV/m)	Peak Limit (dBuV/m)	PK Margin (dB)	Azimuth (Degs)	Height (cm)	Polarity
1	5.72501	42.16	Pk	34.7	-21.2	55.66	68.2	-12.54	195	131	V
2	5.72503	43.38	Pk	34.7	-21.2	56.88	68.2	-11.32	195	131	V

Pk - Peak detector

1TX ANTENNA 5 – 484 Tones, RU Index 65

BANDEDGE (LOW CHANNEL)

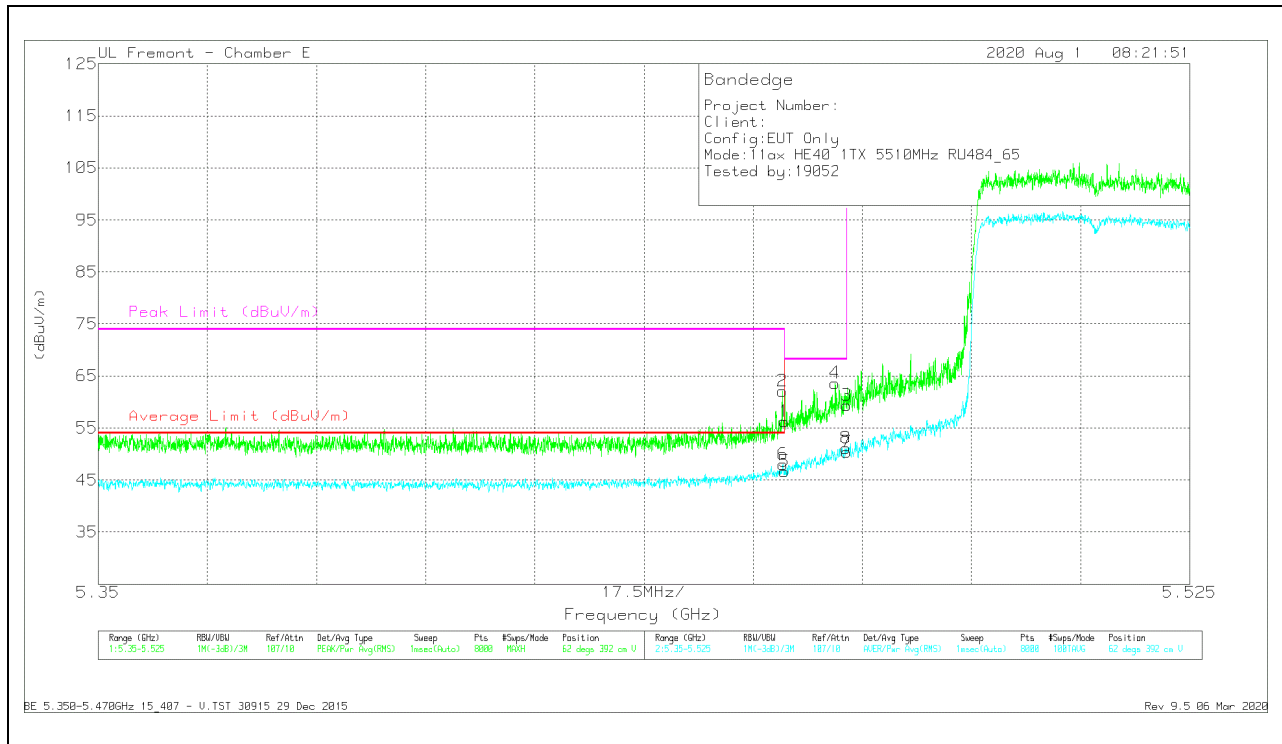
HORIZONTAL RESULT



Marker	Frequency (GHz)	Meter Reading (dBuV)	Det	AF T712 (dB/m)	Amp/Cbl/Filtr/Pad (dB)	Corrected Reading (dBuV/m)	Average Limit (dBuV/m)	Margin (dB)	Peak Limit (dBuV/m)	PK Margin (dB)	Azimuth (Degs)	Height (cm)	Polarity
1	* 5.45998	39.87	Pk	34.5	-21.7	52.67	-	-	74	-21.33	13	399	H
2	* 5.45777	44.78	Pk	34.6	-21.7	57.68	-	-	74	-16.32	13	399	H
5	* 5.45998	33.54	RMS	34.5	-21.7	46.34	54	-7.66	-	-	13	399	H
6	* 5.45939	33.69	RMS	34.6	-21.7	46.59	54	-7.41	-	-	13	399	H
8	5.46764	36.67	RMS	34.5	-21.7	49.47	-	-	-	-	13	399	H
4	5.46773	48.64	Pk	34.5	-21.7	61.44	-	-	68.2	-6.76	13	399	H
3	5.46998	44.72	Pk	34.6	-21.7	57.62	-	-	68.2	-10.58	13	399	H
7	5.46998	35.89	RMS	34.6	-21.7	48.79	-	-	-	-	13	399	H

* - indicates frequency in CFR47 Pt 15 / IC RSS-Restricted Band
 Pk - Peak detector
 RMS - RMS detection

VERTICAL RESULT

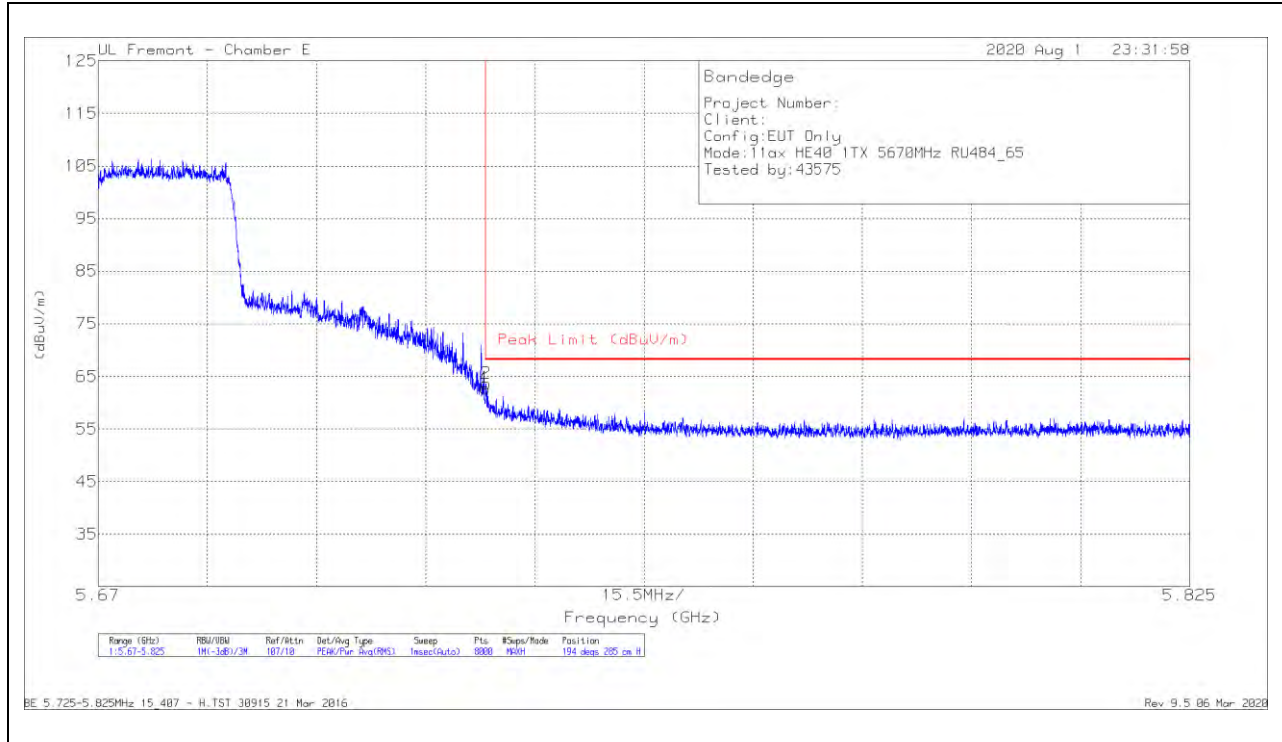


Marker	Frequency (GHz)	Meter Reading (dBuV)	Det	AF T712 (dB/m)	Amp/Cbl/Fitr/Pad (dB)	Corrected Reading (dBuV/m)	Average Limit (dBuV/m)	Margin (dB)	Peak Limit (dBuV/m)	PK Margin (dB)	Azimuth (Degs)	Height (cm)	Polarity
1	* 5.45998	43.47	Pk	34.5	-21.7	56.27	-	-	74	-17.73	62	392	V
2	* 5.45967	49.25	Pk	34.6	-21.7	62.15	-	-	74	-11.85	62	392	V
5	* 5.45998	33.83	RMS	34.5	-21.7	46.63	54	-7.37	-	-	62	392	V
6	* 5.45978	35.23	RMS	34.5	-21.7	48.03	54	-5.97	-	-	62	392	V
4	5.46816	50.85	Pk	34.5	-21.7	63.65	-	-	68.2	-4.55	62	392	V
8	5.46991	38.27	RMS	34.6	-21.7	51.17	-	-	-	-	62	392	V
3	5.46998	46.42	Pk	34.6	-21.7	59.32	-	-	68.2	-8.88	62	392	V
7	5.46998	37.49	RMS	34.6	-21.7	50.39	-	-	-	-	62	392	V

* - indicates frequency in CFR47 Pt 15 / IC RSS-Restricted Band
 Pk - Peak detector
 RMS - RMS detection

BANDEDGE (HIGH CHANNEL)

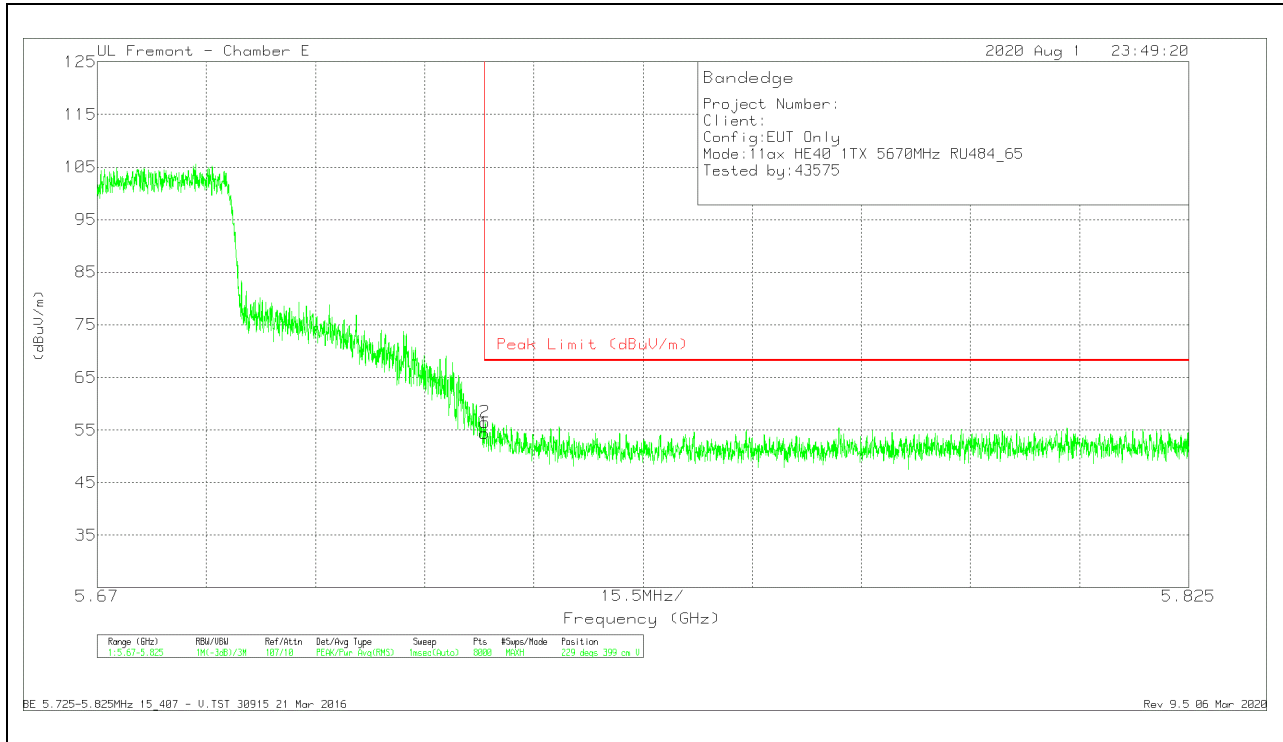
HORIZONTAL RESULT



Marker	Frequency (GHz)	Meter Reading (dBuV)	Det	AF T712 (dB/m)	Amp/Cb/Fitr/Pad (dB)	Corrected Reading (dBuV/m)	Peak Limit (dBuV/m)	PK Margin (dB)	Azimuth (Degs)	Height (cm)	Polarity
1	5.72501	49.27	Pk	34.7	-21.2	62.77	68.2	-5.43	194	285	H
2	5.72509	50.14	Pk	34.7	-21.2	63.64	68.2	-4.56	194	285	H

Pk - Peak detector

VERTICAL RESULT



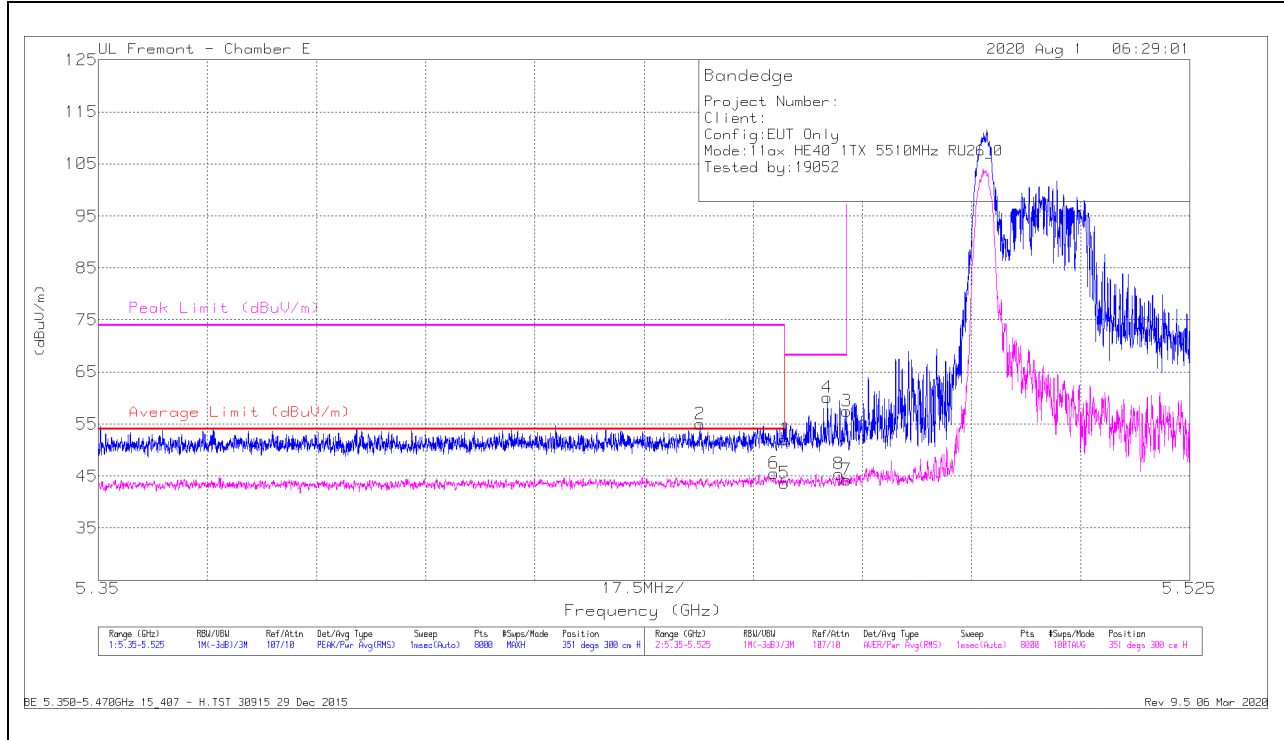
Marker	Frequency (GHz)	Meter Reading (dBuV)	Det	AF T712 (dB/m)	Amp/Cbl/Filtr/Pad (dB)	Corrected Reading (dBuV/m)	Peak Limit (dBuV/m)	PK Margin (dB)	Azimuth (Degs)	Height (cm)	Polarity
1	5.72501	40.88	Pk	34.7	-21.2	54.38	68.2	-13.82	229	399	V
2	5.72509	42.99	Pk	34.7	-21.2	56.49	68.2	-11.71	229	399	V

Pk - Peak detector

1TX ANTENNA 5 – 26 Tones, RU Index 0

BANDEDGE (LOW CHANNEL)

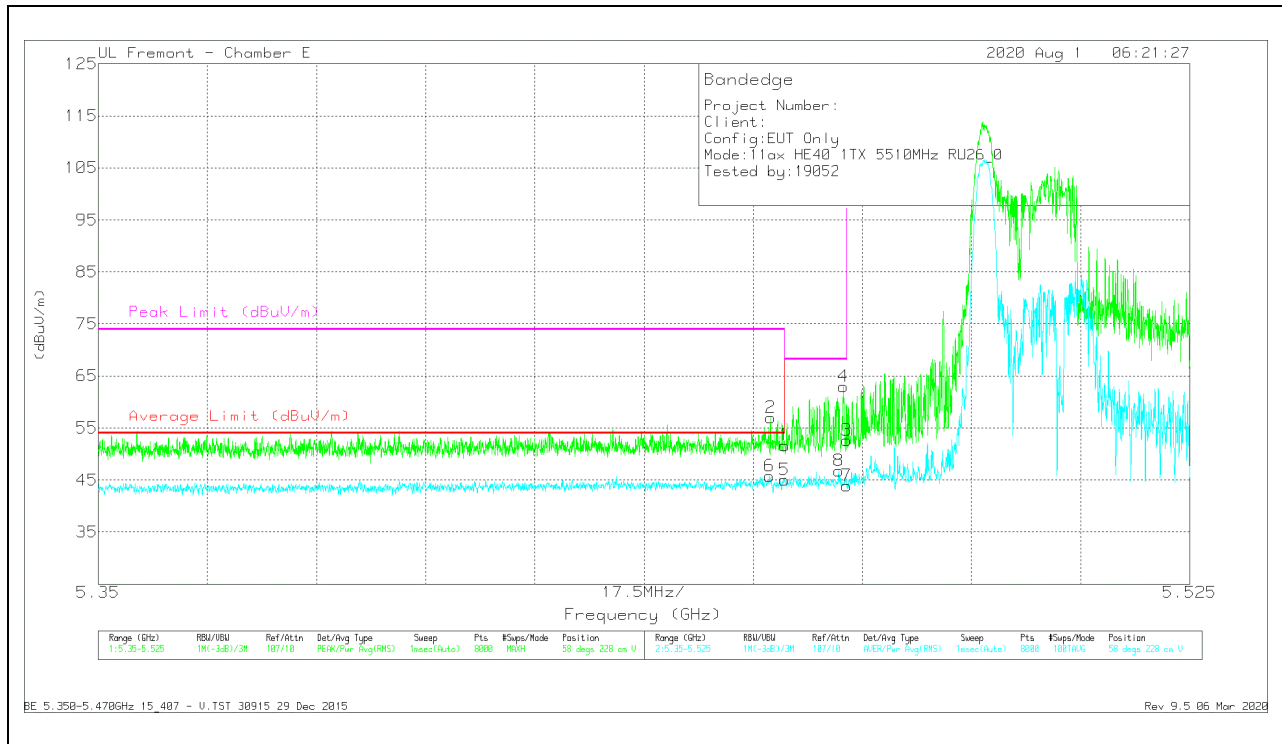
HORIZONTAL RESULT



Marker	Frequency (GHz)	Meter Reading (dBuV)	Det	AF T712 (dB/m)	Amp/Cbl/Fitr/Pad (dB)	Corrected Reading (dBuV/m)	Average Limit (dBuV/m)	Margin (dB)	Peak Limit (dBuV/m)	PK Margin (dB)	Azimuth (Degs)	Height (cm)	Polarity
1	* 5.45998	39.18	Pk	34.5	-21.7	51.98	-	-	74	-22.02	351	300	H
2	* 5.44646	42.15	Pk	34.5	-21.7	54.95	-	-	74	-19.05	351	300	H
5	* 5.45998	30.9	RMS	34.5	-21.7	43.7	54	-10.3	-	-	351	300	H
6	* 5.45834	32.57	RMS	34.6	-21.7	45.47	54	-8.53	-	-	351	300	H
4	5.46689	47.26	Pk	34.5	-21.7	60.06	-	-	68.2	-8.14	351	300	H
8	5.46878	32.62	RMS	34.5	-21.7	45.42	-	-	-	-	351	300	H
3	5.46998	44.56	Pk	34.6	-21.7	57.46	-	-	68.2	-10.74	351	300	H
7	5.46998	31.4	RMS	34.6	-21.7	44.3	-	-	-	-	351	300	H

* - indicates frequency in CFR47 Pt 15 / IC RSS-Restricted Band
 Pk - Peak detector
 RMS - RMS detection

VERTICAL RESULT

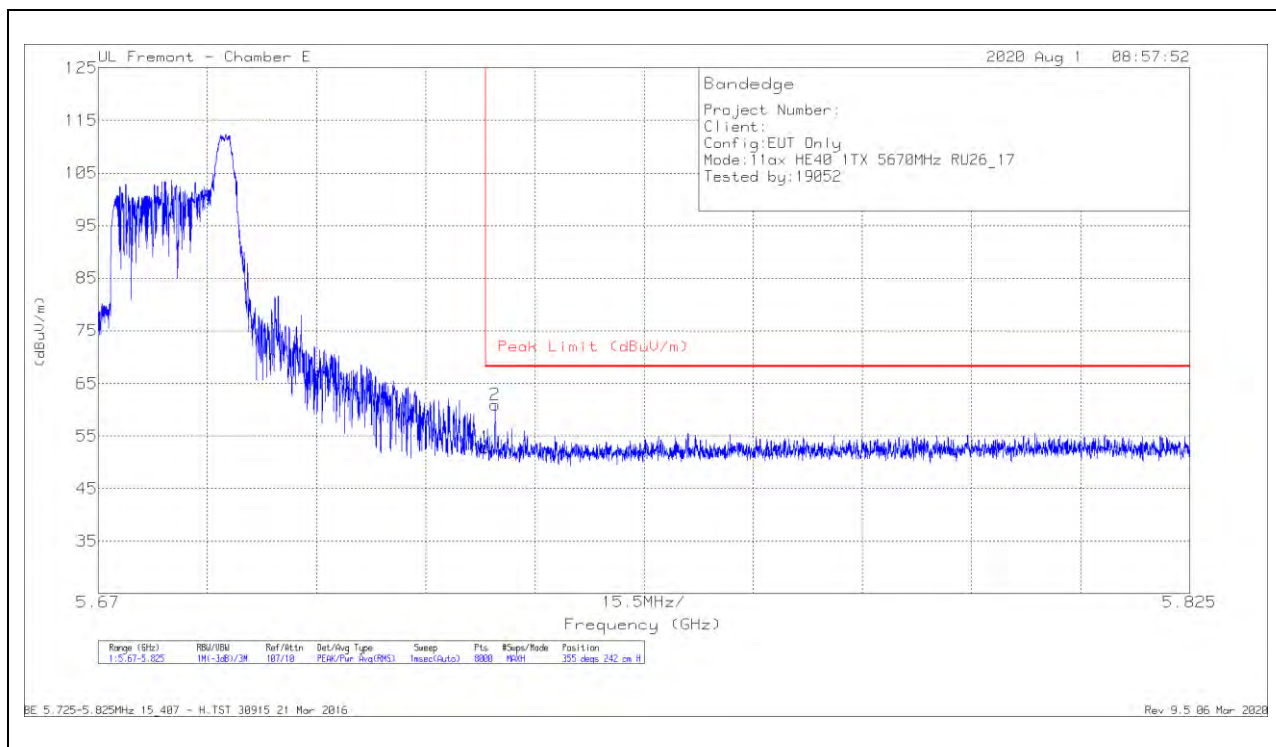


Marker	Frequency (GHz)	Meter Reading (dBuV)	Det	AF T712 (dB/m)	Amp/Cbl/Fitr/Pad (dB)	Corrected Reading (dBuV/m)	Average Limit (dBuV/m)	Margin (dB)	Peak Limit (dBuV/m)	PK Margin (dB)	Azimuth (Degs)	Height (cm)	Polarity
1	* 5.45998	38.89	Pk	34.5	-21.7	51.69	-	-	74	-22.31	58	228	V
2	* 5.45779	44.14	Pk	34.6	-21.7	57.04	-	-	74	-16.96	58	228	V
5	* 5.45998	32.21	RMS	34.5	-21.7	45.01	54	-8.99	-	-	58	228	V
6	* 5.45764	32.88	RMS	34.6	-21.7	45.78	54	-8.22	-	-	58	228	V
8	5.46871	33.99	RMS	34.5	-21.7	46.79	-	-	-	-	58	228	V
4	5.46945	50.1	Pk	34.6	-21.7	63	-	-	68.2	-5.2	58	228	V
3	5.46998	39.76	Pk	34.6	-21.7	52.66	-	-	68.2	-15.54	58	228	V
7	5.46998	30.96	RMS	34.6	-21.7	43.86	-	-	-	-	58	228	V

* - indicates frequency in CFR47 Pt 15 / IC RSS-Restricted Band
 Pk - Peak detector
 RMS - RMS detection

1TX ANTENNA 5 – 26 Tones, RU Index 17
BANDEDGE (HIGH CHANNEL)

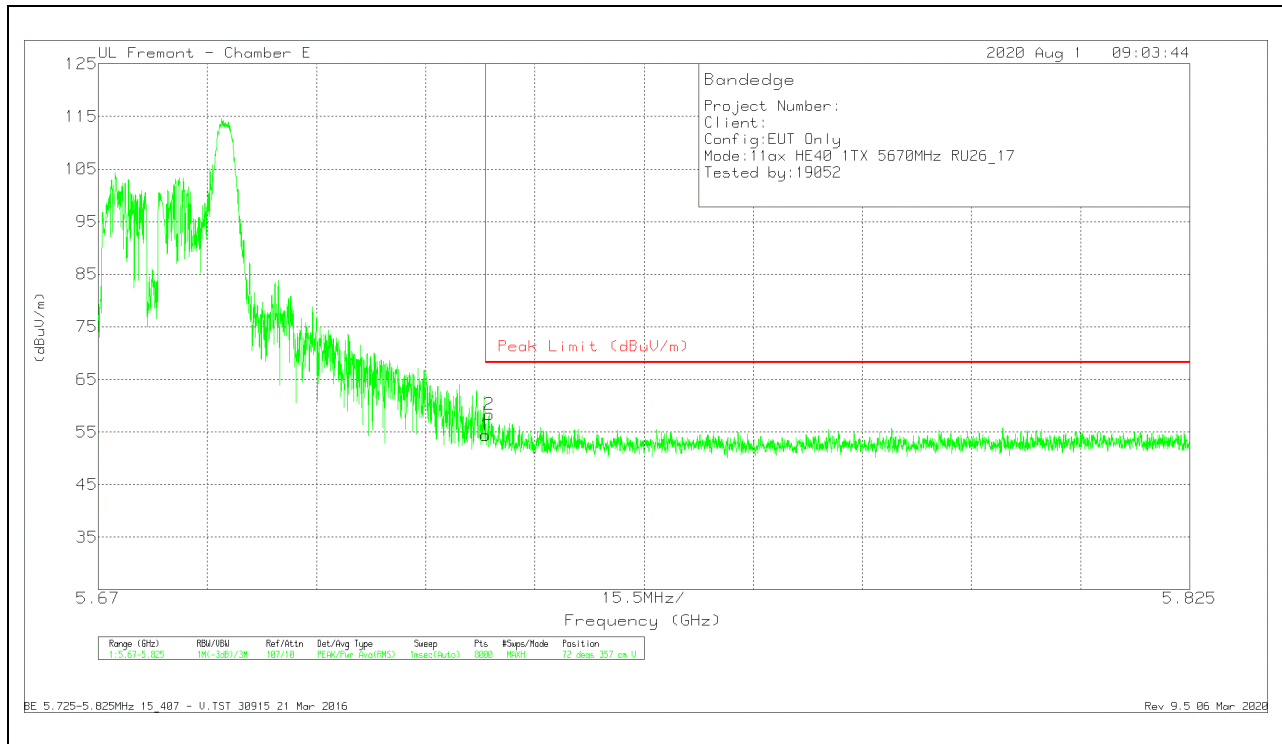
HORIZONTAL RESULT



Marker	Frequency (GHz)	Meter Reading (dBuV)	Det	AF T712 (dB/m)	Amp/Cbl/Fitr/Pad (dB)	Corrected Reading (dBuV/m)	Peak Limit (dBuV/m)	PK Margin (dB)	Azimuth (Degs)	Height (cm)	Polarity
1	5.72501	39.28	Pk	34.7	-21.2	52.78	68.2	-15.42	355	242	H
2	5.72635	47.45	Pk	34.7	-21.2	60.95	68.2	-7.25	355	242	H

Pk - Peak detector

VERTICAL RESULT



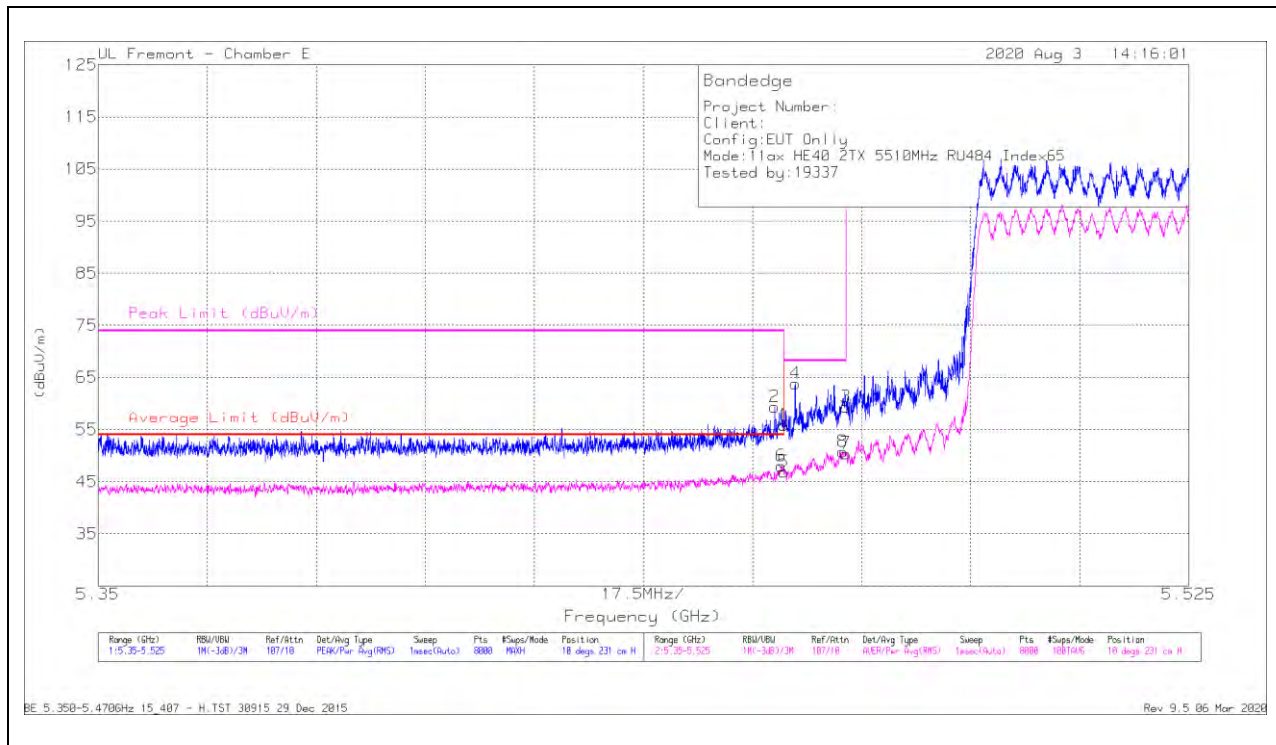
Marker	Frequency (GHz)	Meter Reading (dBuV)	Det	AF T712 (dB/m)	Amp/Cbl/Filtr/Pad (dB)	Corrected Reading (dBuV/m)	Peak Limit (dBuV/m)	PK Margin (dB)	Azimuth (Degs)	Height (cm)	Polarity
1	5.72501	40.95	Pk	34.7	-21.2	54.45	68.2	-13.75	72	357	V
2	5.7255	44.81	Pk	34.7	-21.2	58.31	68.2	-9.89	72	357	V

Pk - Peak detector

2TX ANTENNA 6 + ANTENNA 5 OFDMA MODE – 484 Tones, RU Index 65

BANDEDGE (LOW CHANNEL)

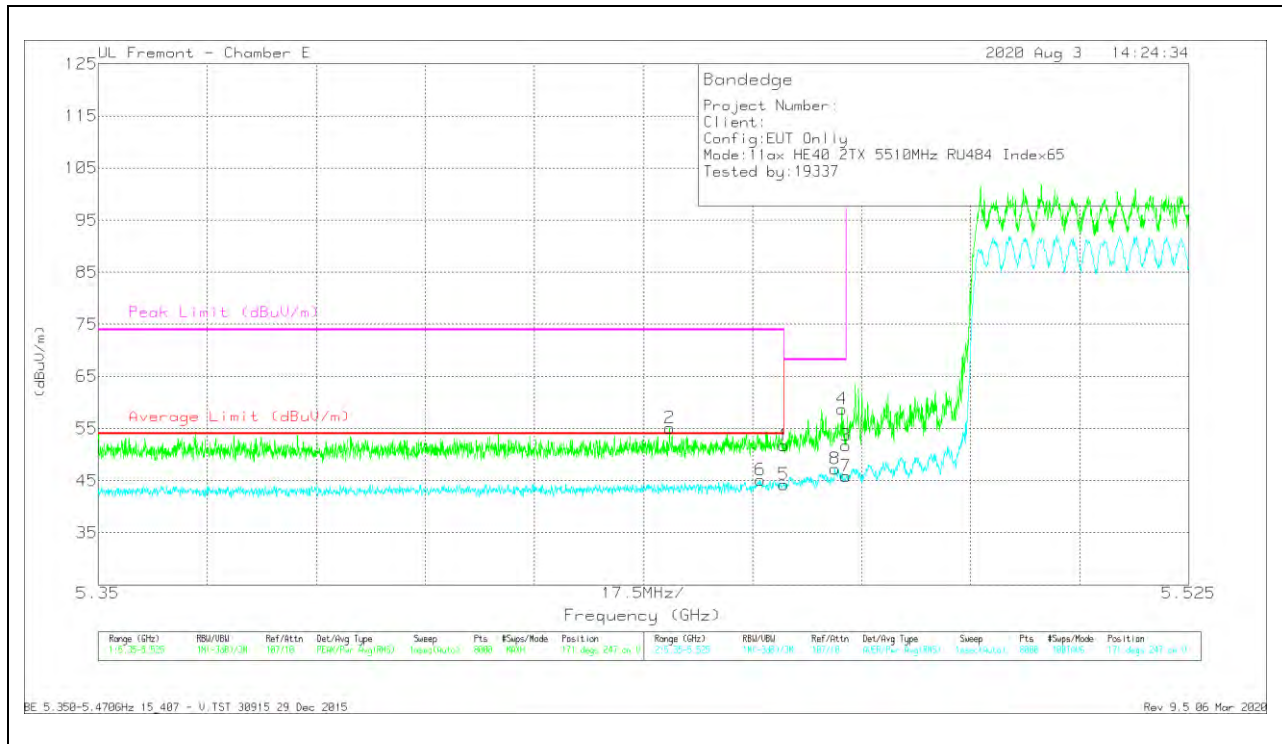
HORIZONTAL RESULT



Marker	Frequency (GHz)	Meter Reading (dBuV)	Det	AF T712 (dB/m)	Amp/Cbl/Filtr/Pad (dB)	Corrected Reading (dBuV/m)	Average Limit (dBuV/m)	Margin (dB)	Peak Limit (dBuV/m)	PK Margin (dB)	Azimuth (Degs)	Height (cm)	Polarity
1	* 5.45998	43.1	Pk	34.5	-21.7	55.9	-	-	74	-18.1	10	231	H
2	* 5.45854	46.5	Pk	34.6	-21.7	59.4	-	-	74	-14.6	10	231	H
5	* 5.45998	34.1	RMS	34.5	-21.7	46.9	54	-7.1	-	-	10	231	H
6	* 5.45961	35.14	RMS	34.6	-21.7	48.04	54	-5.96	-	-	10	231	H
4	5.46184	50.99	Pk	34.5	-21.7	63.79	-	-	68.2	-4.41	10	231	H
8	5.46943	37.89	RMS	34.6	-21.7	50.79	-	-	-	-	10	231	H
3	5.46998	46.49	Pk	34.6	-21.7	59.39	-	-	68.2	-8.81	10	231	H
7	5.46998	37.54	RMS	34.6	-21.7	50.44	-	-	-	-	10	231	H

* - indicates frequency in CFR47 Pt 15 / IC RSS-Restricted Band
 Pk - Peak detector
 RMS - RMS detection

VERTICAL RESULT

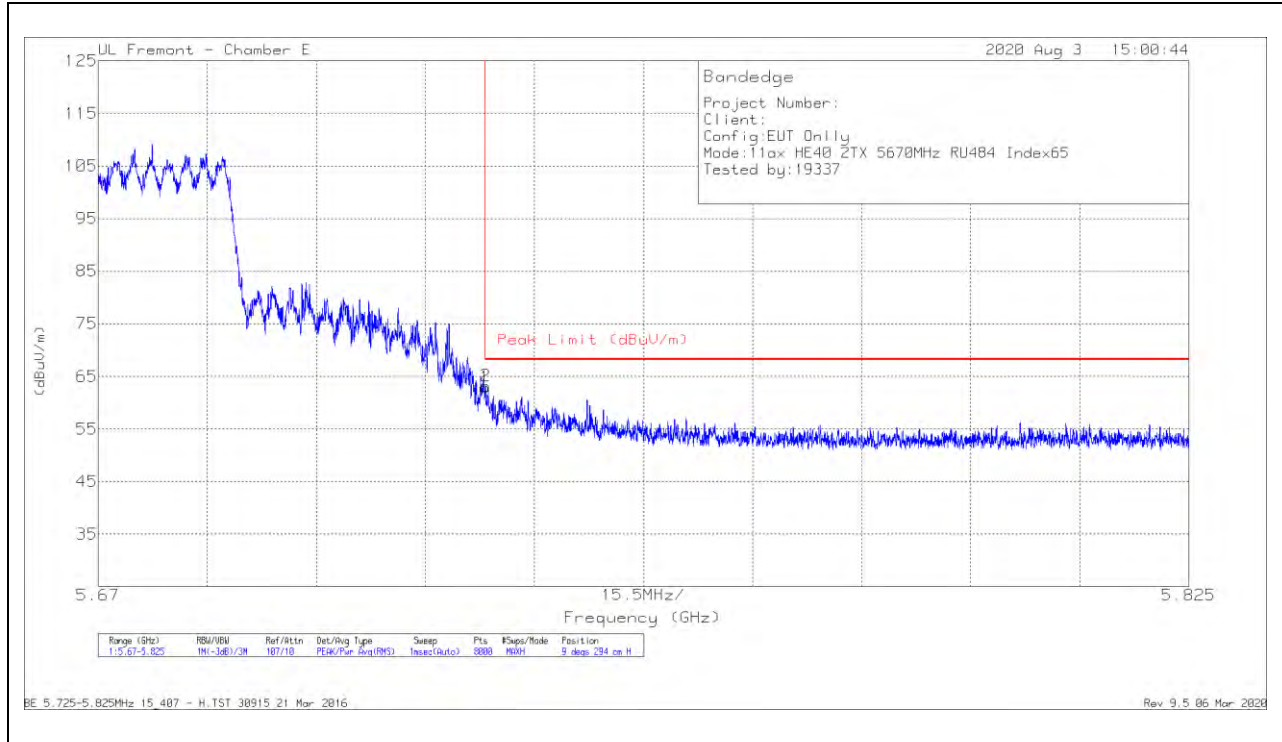


Marker	Frequency (GHz)	Meter Reading (dBuV)	Det	AF T712 (dB/m)	Amp/Cbl/Filtr/Pad (dB)	Corrected Reading (dBuV/m)	Average Limit (dBuV/m)	Margin (dB)	Peak Limit (dBuV/m)	PK Margin (dB)	Azimuth (Degs)	Height (cm)	Polarity
1	* 5.45998	38.98	Pk	34.5	-21.7	51.78	-	-	74	-22.22	171	247	V
2	* 5.44167	42.36	Pk	34.5	-21.7	55.16	-	-	74	-18.84	171	247	V
5	* 5.45998	31.46	RMS	34.5	-21.7	44.26	54	-9.74	-	-	171	247	V
6	* 5.45622	32.22	RMS	34.6	-21.7	45.12	54	-8.88	-	-	171	247	V
8	5.46819	34.41	RMS	34.5	-21.7	47.21	-	-	-	-	171	247	V
4	5.46932	45.82	Pk	34.6	-21.7	58.72	-	-	68.2	-9.48	171	247	V
3	5.46998	38.8	Pk	34.6	-21.7	51.7	-	-	68.2	-16.5	171	247	V
7	5.46998	32.99	RMS	34.6	-21.7	45.89	-	-	-	-	171	247	V

* - indicates frequency in CFR47 Pt 15 / IC RSS-Restricted Band
 Pk - Peak detector
 RMS - RMS detection

BANDEDGE (HIGH CHANNEL)

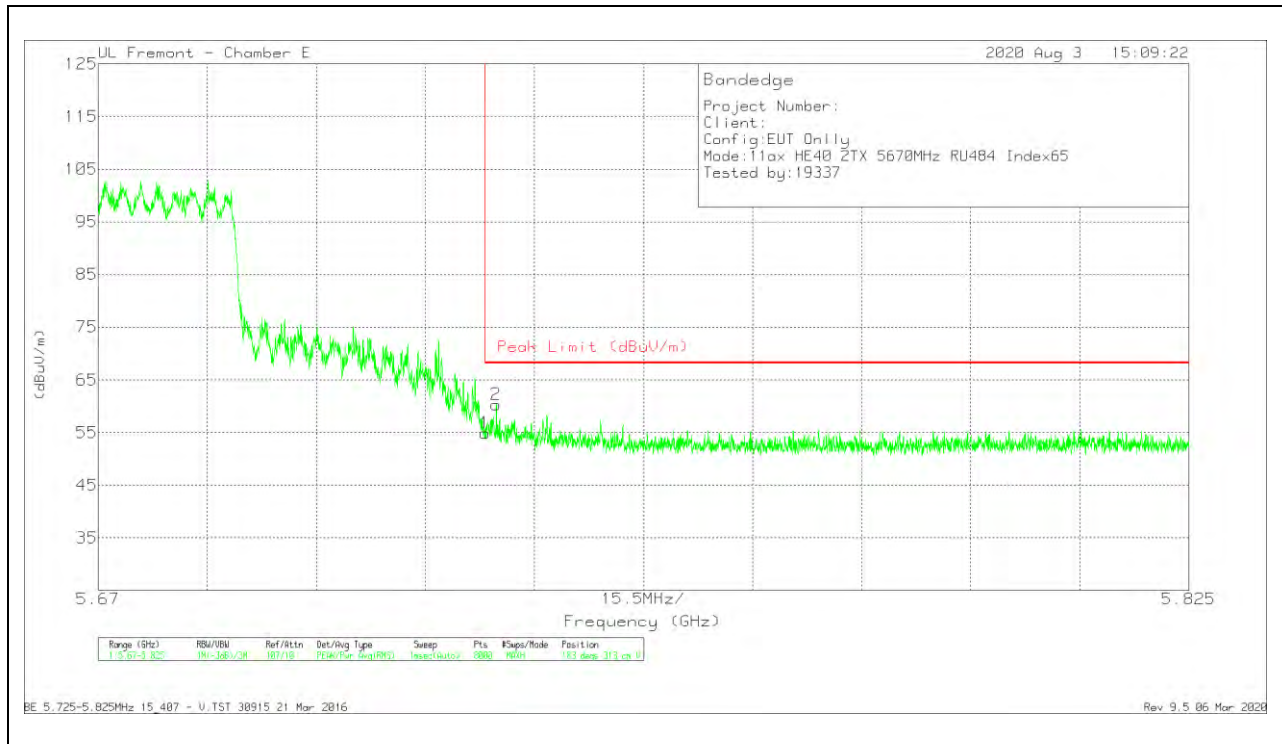
HORIZONTAL RESULT



Marker	Frequency (GHz)	Meter Reading (dBuV)	Det	AF T712 (dB/m)	Amp/Cbl/Fitr/Pad (dB)	Corrected Reading (dBuV/m)	Peak Limit (dBuV/m)	PK Margin (dB)	Azimuth (Degs)	Height (cm)	Polarity
1	5.72501	49.4	Pk	34.7	-21.2	62.9	68.2	-5.3	9	294	H
2	5.72505	49.64	Pk	34.7	-21.2	63.14	68.2	-5.06	9	294	H

Pk - Peak detector

VERTICAL RESULT

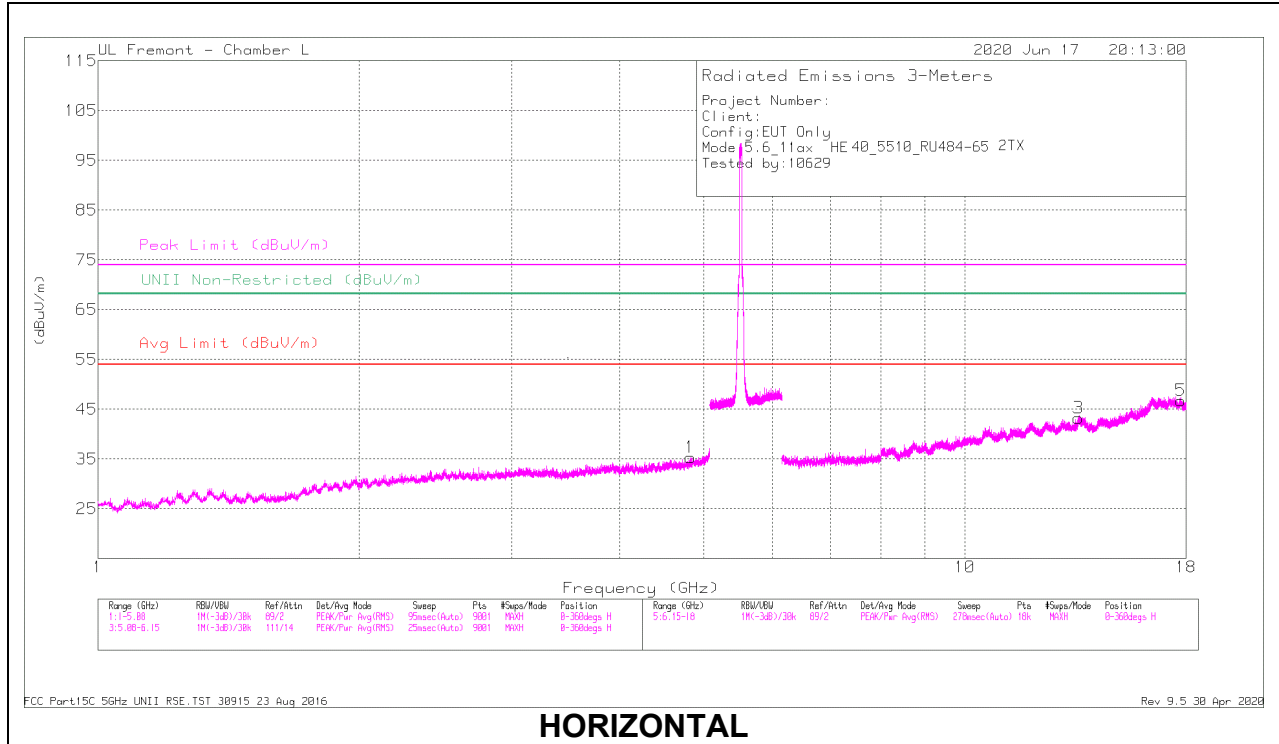


Marker	Frequency (GHz)	Meter Reading (dBuV)	Det	AF T712 (dB/m)	Amp/Cbl/Fitr/Pad (dB)	Corrected Reading (dBuV/m)	Peak Limit (dBuV/m)	PK Margin (dB)	Azimuth (Degs)	Height (cm)	Polarity
1	5.72501	41.38	Pk	34.7	-21.2	54.88	68.2	-13.32	183	313	V
2	5.72658	46.81	Pk	34.7	-21.2	60.31	68.2	-7.89	183	313	V

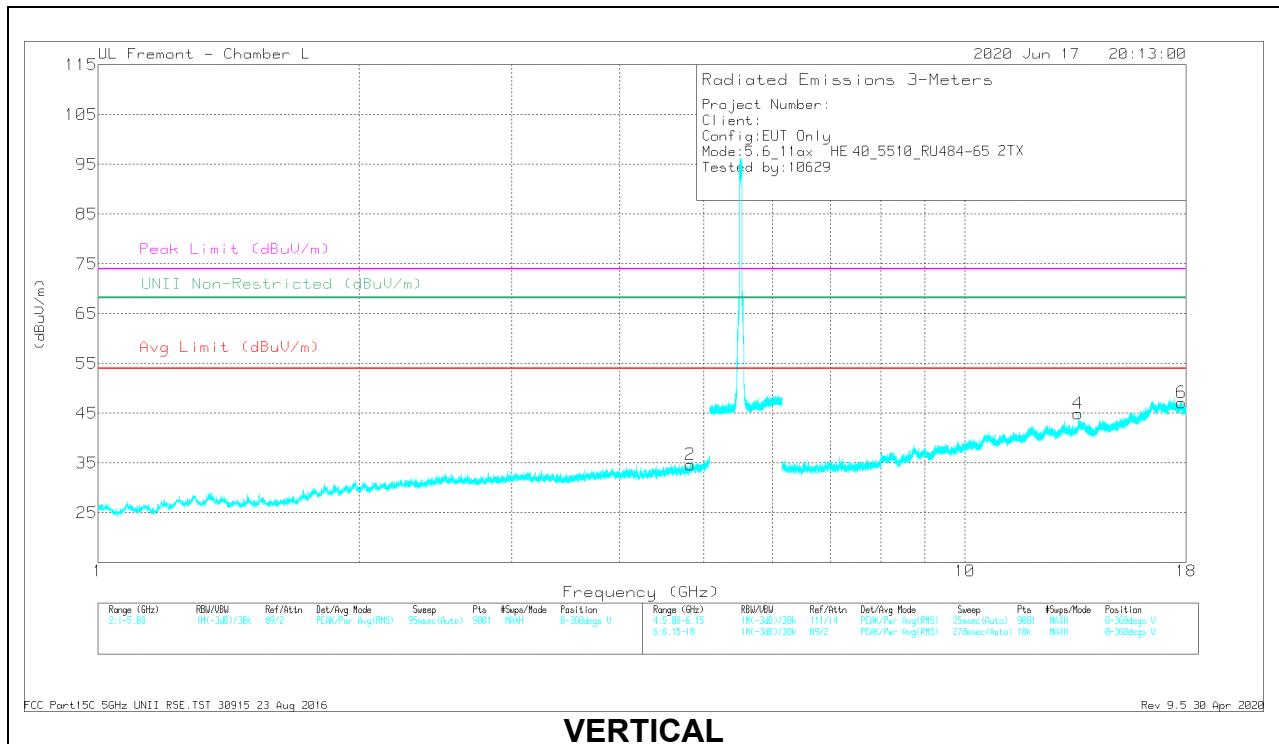
Pk - Peak detector

HARMONICS AND SPURIOUS EMISSIONS

LOW CHANNEL RESULTS



HORIZONTAL



VERTICAL

RADIATED EMISSIONS

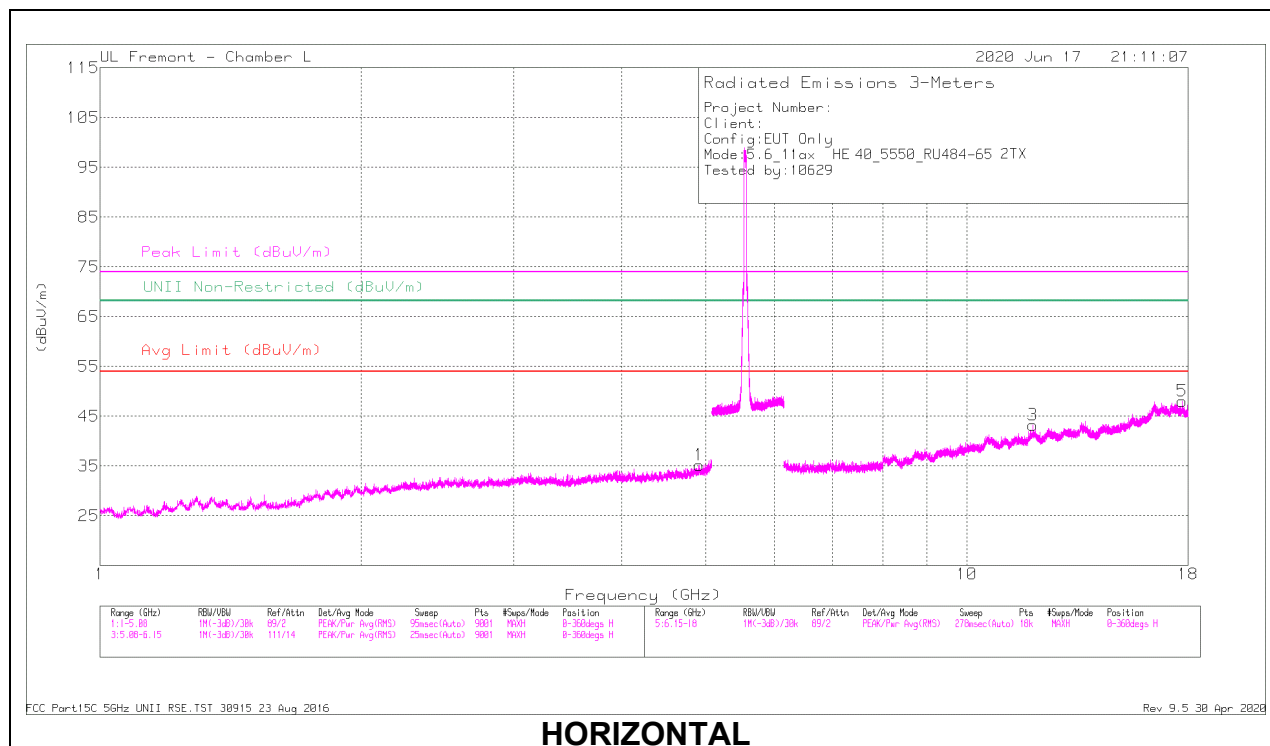
Marker	Frequency (GHz)	Meter Reading (dBuV)	Det	AF 344 (dB/m)	Amp/Cbl/Filtr/Pad (dB)	Corrected Reading (dBuV/m)	Avg Limit (dBuV/m)	Margin (dB)	Peak Limit (dBuV/m)	PK Margin (dB)	UNII Non-Restricted (dBuV/m)	PK Margin (dB)	Azimuth (Degs)	Height (cm)	Polarity
1	* 4.82452	37.2	PK-U	34.2	-27.3	44.1	-	-	74	-29.9	-	-	107	105	H
	* 4.82632	26.38	ADR	34.2	-27.3	33.28	54	-20.72	-	-	-	-	107	105	H
2	* 4.81716	35.62	PK-U	34.2	-27.2	42.62	-	-	74	-31.38	-	-	15	204	V
	* 4.8194	24.9	ADR	34.2	-27.2	31.9	54	-22.1	-	-	-	-	15	204	V
5	* 17.76339	29.96	PK-U	41.7	-16.7	54.96	-	-	74	-19.04	-	-	296	358	H
	* 17.76036	20.01	ADR	41.6	-16.7	44.91	54	-9.09	-	-	-	-	296	358	H
3	13.52299	31.88	PK-U	38.8	-19.3	51.38	-	-	-	-	68.2	-16.82	349	233	H
4	13.51603	34.18	PK-U	38.9	-19.3	53.78	-	-	-	-	68.2	-14.42	298	367	V
6	* 17.78221	29.5	PK-U	41.6	-16.6	54.5	-	-	74	-19.5	-	-	133	277	V
	* 17.78308	19.03	ADR	41.5	-16.6	43.93	54	-10.07	-	-	-	-	133	277	V

* - indicates frequency in CFR47 Pt 15 / IC RSS-Restricted Band

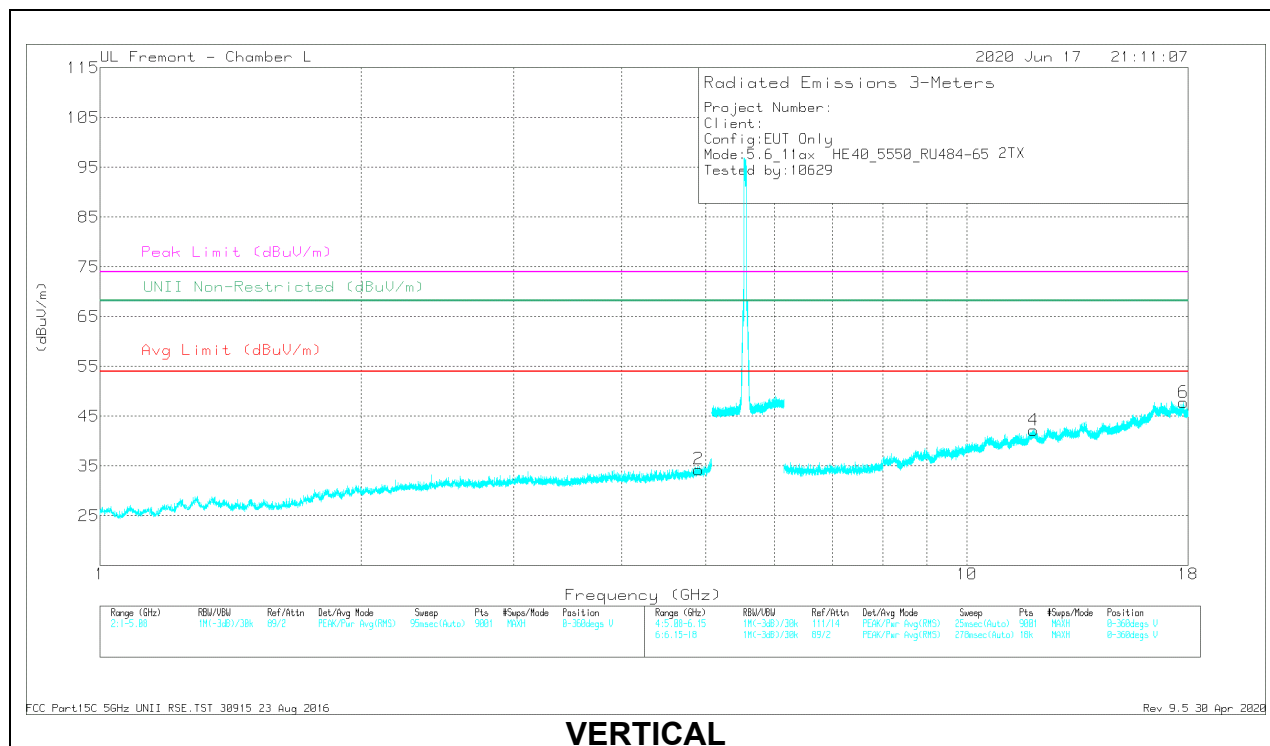
PK-U - U-NII: Maximum Peak

ADR - U-NII AD primary method, RMS average

MID CHANNEL RESULTS



HORIZONTAL



VERTICAL

RADIATED EMISSIONS

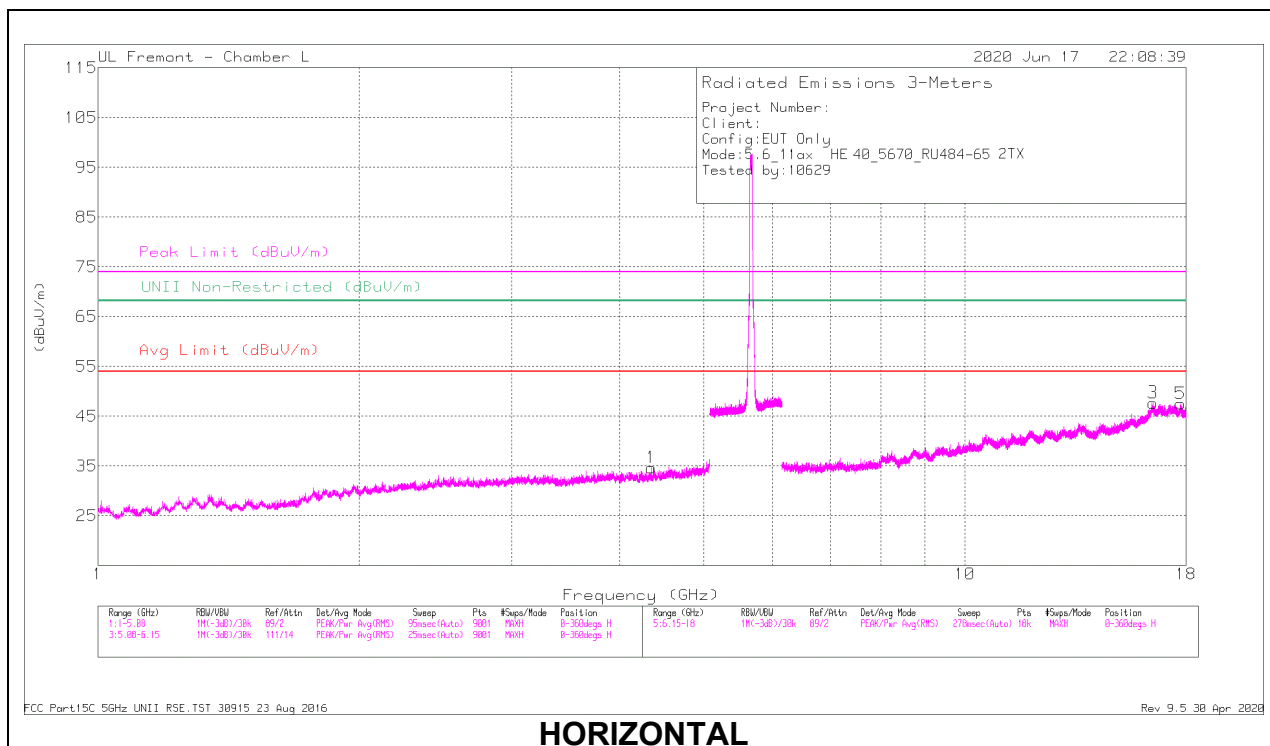
Marker	Frequency (GHz)	Meter Reading (dBuV)	Det	AF 344 (dB/m)	Amp/Cbl/Filtr/Pad (dB)	Corrected Reading (dBuV/m)	Avg Limit (dBuV/m)	Margin (dB)	Peak Limit (dBuV/m)	PK Margin (dB)	Azimuth (Degs)	Height (cm)	Polarity
1	* 4.91448	36.38	PK-U	34.1	-26	44.48	-	-	74	-29.52	324	384	H
	* 4.91525	26.33	ADR	34.1	-26	34.43	54	-19.57	-	-	324	384	H
2	* 4.90769	35.92	PK-U	34.1	-25.9	44.02	-	-	74	-29.98	41	186	V
	* 4.90781	24.88	ADR	34.1	-25.9	33.08	54	-20.92	-	-	41	186	V
3	* 11.91618	32.13	PK-U	38.6	-19.7	51.03	-	-	74	-22.97	120	338	H
	* 11.91402	21.05	ADR	38.6	-19.7	39.95	54	-14.05	-	-	120	338	H
5	* 17.7264	30.33	PK-U	41.7	-16.7	55.33	-	-	74	-18.67	276	361	H
	* 17.72675	20.42	ADR	41.7	-16.7	45.42	54	-8.58	-	-	276	361	H
4	* 11.93777	31.42	PK-U	38.7	-19.5	50.62	-	-	74	-23.38	347	151	V
	* 11.93909	20.91	ADR	38.7	-19.5	40.11	54	-13.89	-	-	347	151	V
6	* 17.78862	29.59	PK-U	41.4	-16.5	54.49	-	-	74	-19.51	118	229	V
	* 17.78997	19.08	ADR	41.5	-16.5	44.08	54	-9.92	-	-	118	229	V

* - indicates frequency in CFR47 Pt 15 / IC RSS-Restricted Band

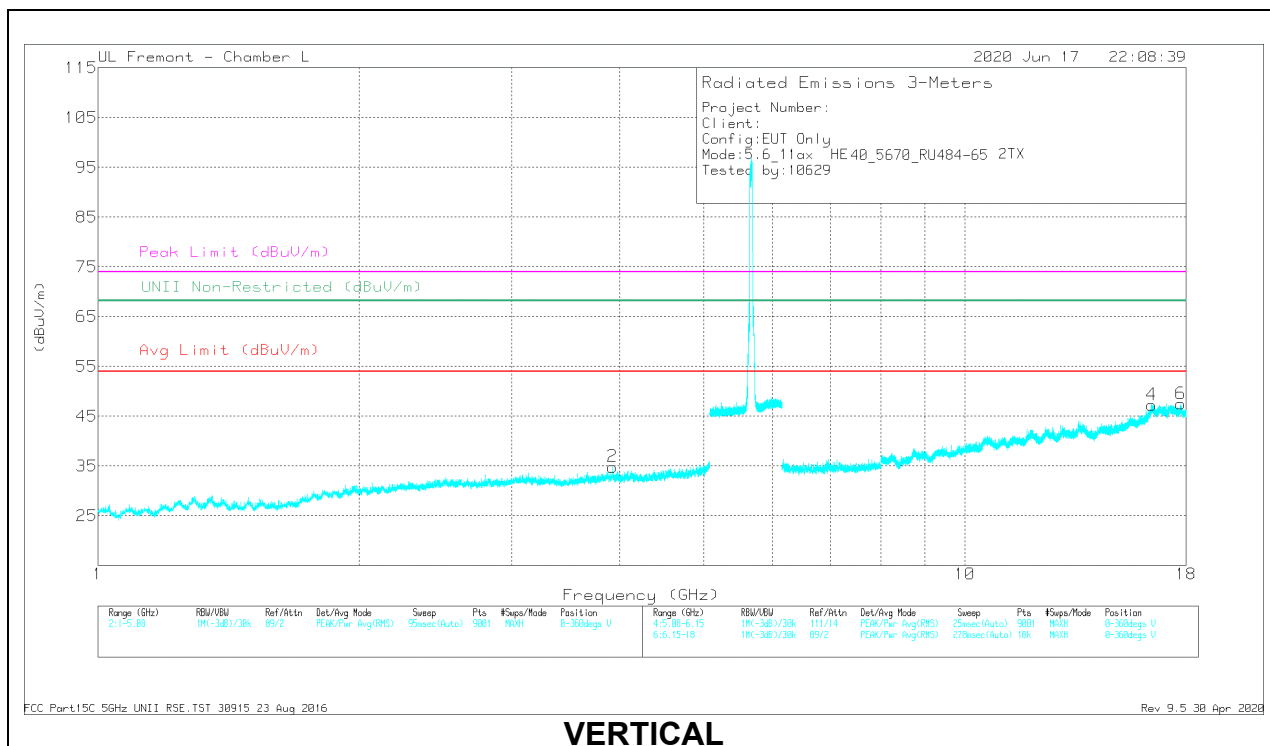
PK-U - U-NII: Maximum Peak

ADR - U-NII AD primary method, RMS average

HIGH CHANNEL RESULTS



HORIZONTAL



VERTICAL

RADIATED EMISSIONS

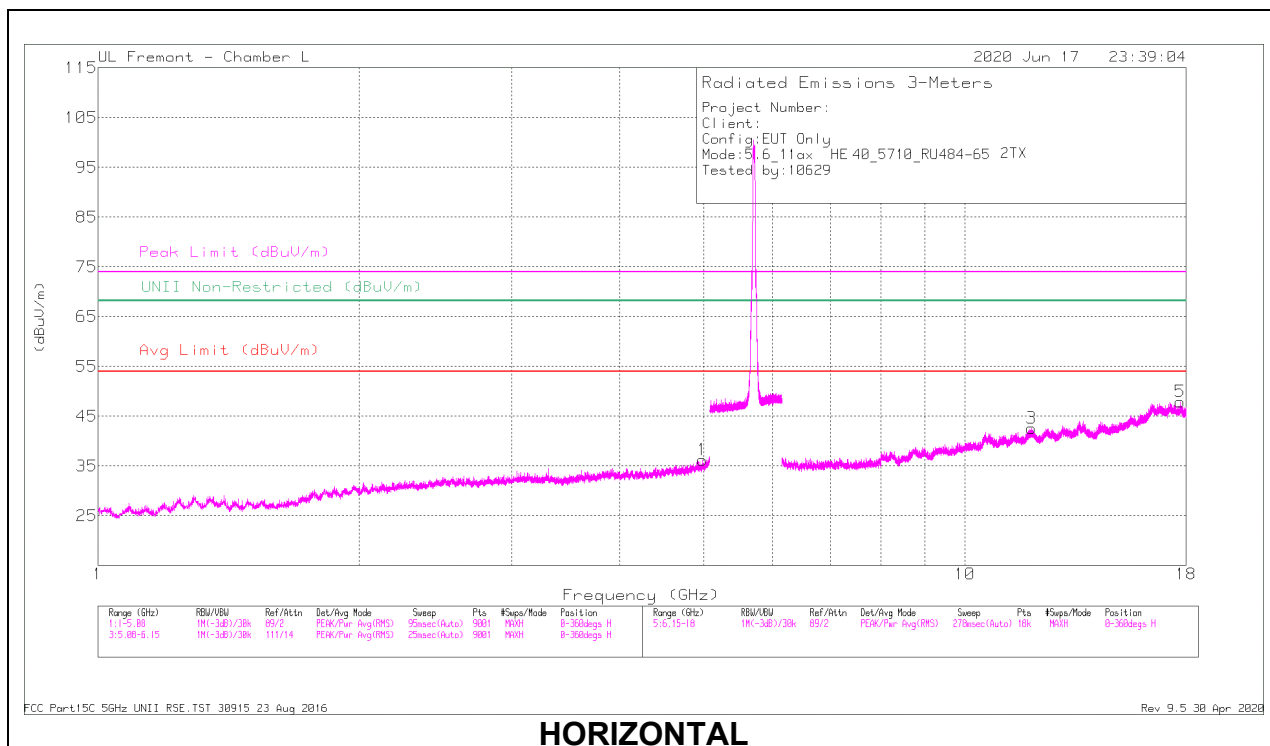
Marker	Frequency (GHz)	Meter Reading (dBuV)	Det	AF 344 (dB/m)	Amp/Cbl/Filtr/Pad (dB)	Corrected Reading (dBuV/m)	Avg Limit (dBuV/m)	Margin (dB)	Peak Limit (dBuV/m)	PK Margin (dB)	UNII Non-Restricted (dBuV/m)	PK Margin (dB)	Azimuth (Degs)	Height (cm)	Polarity
1	* 4.34773	37.23	PK-U	33.7	-27.6	43.33	-	-	74	-30.67	-	-	204	361	H
	* 4.34496	26.73	ADR	33.7	-27.7	32.73	54	-21.27	-	-	-	-	204	361	H
2	* 3.92812	36.84	PK-U	33.5	-27.6	42.74	-	-	74	-31.26	-	-	110	225	V
	* 3.92745	27.03	ADR	33.4	-27.6	32.83	54	-21.17	-	-	-	-	110	225	V
3	16.49435	30.88	PK-U	41.9	-18.4	54.38	-	-	-	-	68.2	-13.82	20	286	H
5	* 17.73727	30.35	PK-U	41.6	-16.6	55.35	-	-	74	-18.65	-	-	133	118	H
	* 17.73905	19.97	ADR	41.7	-16.6	45.07	54	-8.93	-	-	-	-	133	118	H
4	16.43653	31	PK-U	41.9	-18.6	54.3	-	-	-	-	68.2	-13.9	186	145	V
6	* 17.74014	29.85	PK-U	41.7	-16.6	54.95	-	-	74	-19.05	-	-	277	276	V
	* 17.74065	20.57	ADR	41.6	-16.6	45.57	54	-8.43	-	-	-	-	277	276	V

* - indicates frequency in CFR47 Pt 15 / IC RSS-Restricted Band

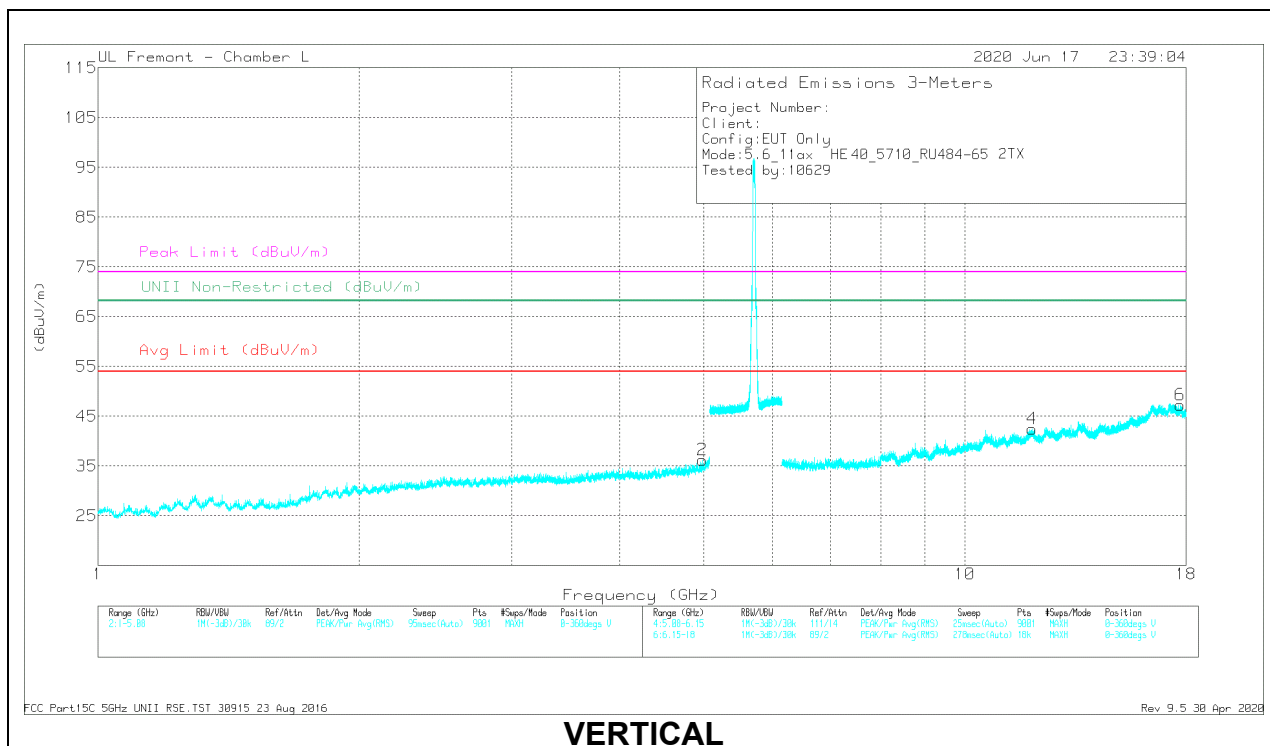
PK-U - U-NII: Maximum Peak

ADR - U-NII AD primary method, RMS average

CHANNEL 142 RESULTS



HORIZONTAL



VERTICAL

RADIATED EMISSIONS

Marker	Frequency (GHz)	Meter Reading (dBuV)	Det	AF 344 (dB/m)	Amp/Cbl/Filtr/Pad (dB)	Corrected Reading (dBuV/m)	Avg Limit (dBuV/m)	Margin (dB)	Peak Limit (dBuV/m)	PK Margin (dB)	Azimuth (Degs)	Height (cm)	Polarity
1	* 4.98142	35.83	PK-U	34.1	-25.7	44.23	-	-	74	-29.77	35	167	H
	* 4.98085	25.85	ADR	34.1	-25.7	34.05	54	-19.95	-	-	35	167	H
2	* 4.98387	36.18	PK-U	34.1	-25.6	44.68	-	-	74	-29.32	291	256	V
	* 4.98397	25.78	ADR	34.1	-25.6	34.28	54	-19.72	-	-	291	256	V
3	* 11.93643	31.61	PK-U	38.7	-19.5	50.81	-	-	74	-23.19	148	132	H
	* 11.9369	21.05	ADR	38.7	-19.5	40.25	54	-13.75	-	-	148	132	H
5	* 17.72767	30.97	PK-U	41.7	-16.7	55.97	-	-	74	-18.03	349	166	H
	* 17.73004	20.51	ADR	41.7	-16.7	45.51	54	-8.49	-	-	349	166	H
4	* 11.96864	32.2	PK-U	38.7	-19.5	51.4	-	-	74	-22.6	302	128	V
	* 11.96775	20.57	ADR	38.7	-19.5	39.77	54	-14.23	-	-	302	128	V
6	* 17.73481	30.03	PK-U	41.6	-16.6	55.03	-	-	74	-18.97	235	224	V
	* 17.7353	19.81	ADR	41.6	-16.6	44.81	54	-9.19	-	-	235	224	V

* - indicates frequency in CFR47 Pt 15 / IC RSS-Restricted Band

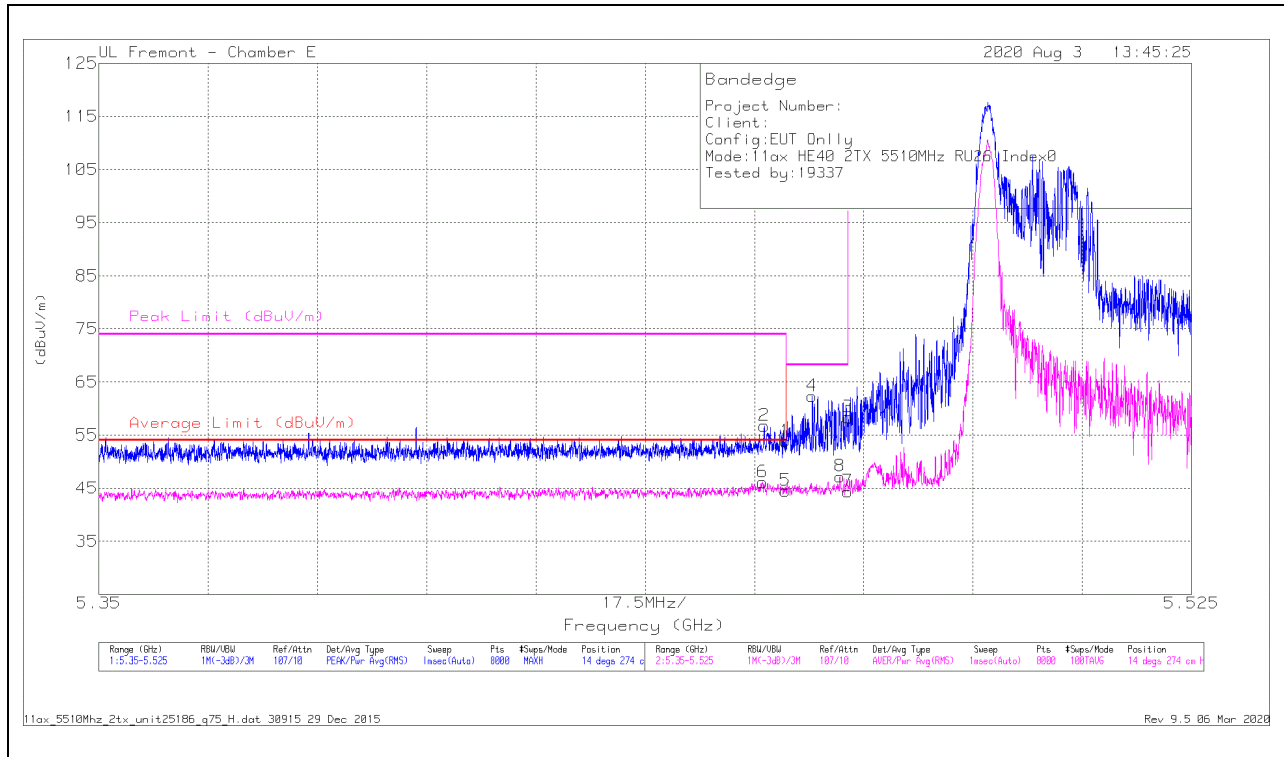
PK-U - U-NII: Maximum Peak

ADR - U-NII AD primary method, RMS average

2TX ANTENNA 6 + ANTENNA 5 OFDMA MODE – 26 Tones, RU Index 0

BANDEDGE (LOW CHANNEL)

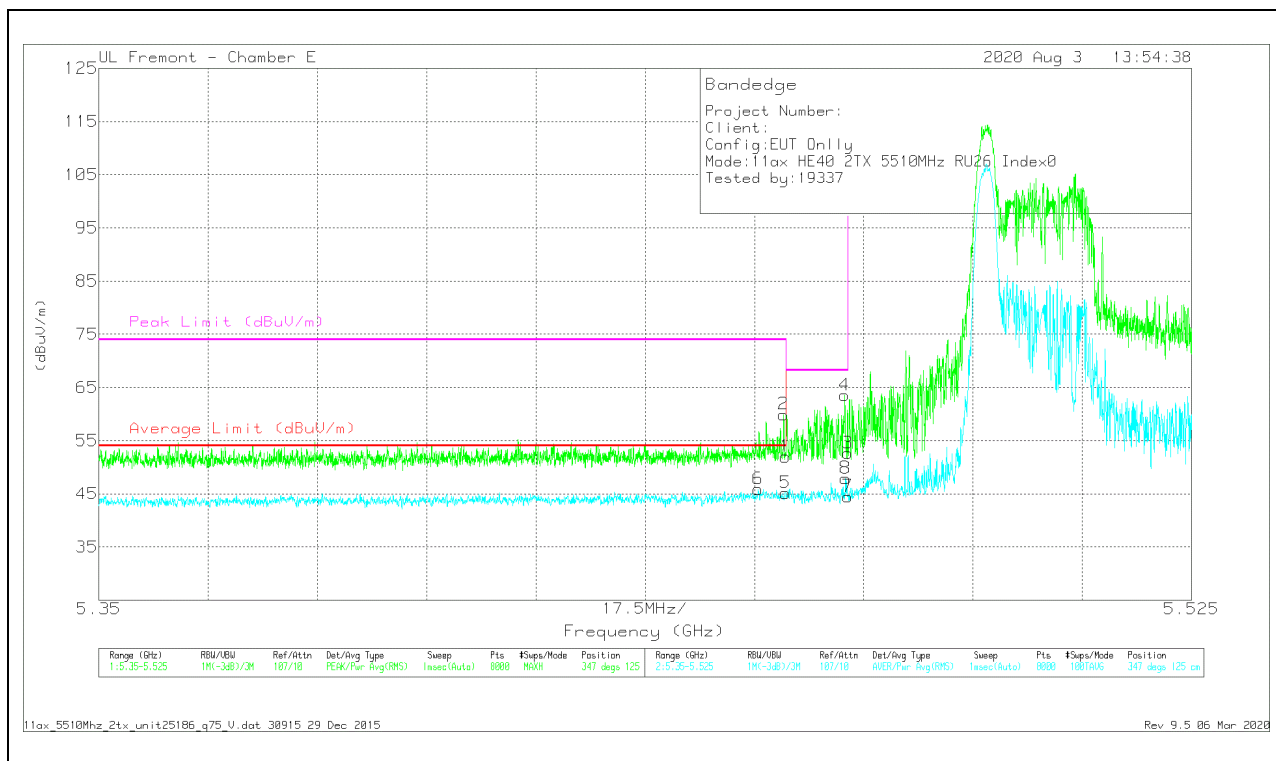
HORIZONTAL RESULT



Marker	Frequency (GHz)	Meter Reading (dBuV)	Det	AF T712 (dB/m)	Amp/Cbl/Fitr/Pad (dB)	Corrected Reading (dBuV/m)	Average Limit (dBuV/m)	Margin (dB)	Peak Limit (dBuV/m)	PK Margin (dB)	Azimuth (Degs)	Height (cm)	Polarity
1	* 5.45998	41.06	Pk	34.5	-21.7	53.86	-	-	74	-20.14	14	274	H
2	* 5.45657	43.86	Pk	34.6	-21.7	56.76	-	-	74	-17.24	14	274	H
5	* 5.45998	31.74	RMS	34.5	-21.7	44.54	54	-9.46	-	-	14	274	H
6	* 5.45631	33.23	RMS	34.6	-21.7	46.13	54	-7.87	-	-	14	274	H
4	5.46425	49.55	Pk	34.5	-21.7	62.35	-	-	68.2	-5.85	14	274	H
8	5.46867	34.4	RMS	34.5	-21.7	47.2	-	-	-	-	14	274	H
3	5.46998	45.47	Pk	34.6	-21.7	58.37	-	-	68.2	-9.83	14	274	H
7	5.46998	31.45	RMS	34.6	-21.7	44.35	-	-	-	-	14	274	H

* - indicates frequency in CFR47 Pt 15 / IC RSS-Restricted Band
 Pk - Peak detector
 RMS - RMS detection

VERTICAL RESULT



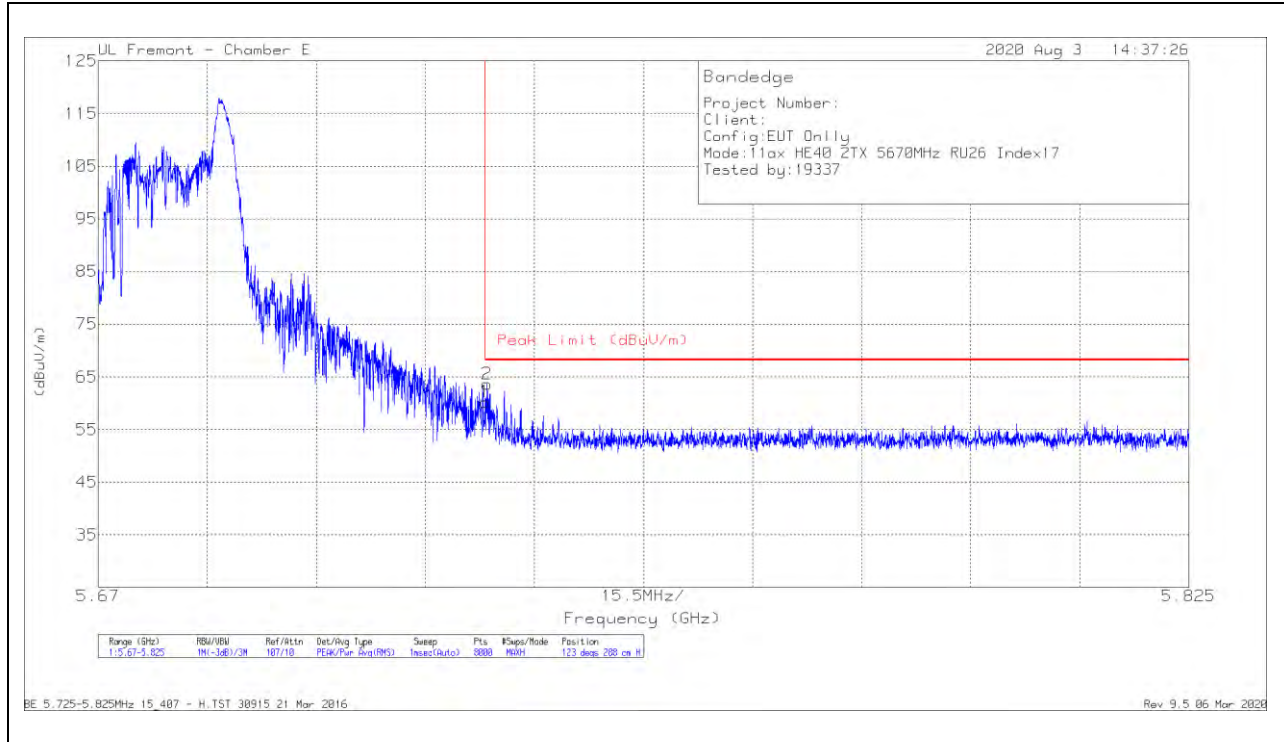
Marker	Frequency (GHz)	Meter Reading (dBuV)	Det	AF T712 (dB/m)	Amp/Cbl/Fitr/Pad (dB)	Corrected Reading (dBuV/m)	Average Limit (dBuV/m)	Margin (dB)	Peak Limit (dBuV/m)	PK Margin (dB)	Azimuth (Degs)	Height (cm)	Polarity
1	* 5.45998	39.2	Pk	34.5	-21.7	52	-	-	74	-22	347	125	V
2	* 5.45965	47.03	Pk	34.6	-21.7	59.93	-	-	74	-14.07	347	125	V
5	* 5.45998	32.34	RMS	34.5	-21.7	45.14	54	-8.86	-	-	347	125	V
6	* 5.45558	32.97	RMS	34.6	-21.7	45.87	54	-8.13	-	-	347	125	V
4	5.46945	50.64	Pk	34.6	-21.7	63.54	-	-	68.2	-4.66	347	125	V
8	5.46959	35	RMS	34.6	-21.7	47.9	-	-	-	-	347	125	V
3	5.46998	39.74	Pk	34.6	-21.7	52.64	-	-	68.2	-15.56	347	125	V
7	5.46998	31.56	RMS	34.6	-21.7	44.46	-	-	-	-	347	125	V

* - indicates frequency in CFR47 Pt 15 / IC RSS-Restricted Band
 Pk - Peak detector
 RMS - RMS detection

2TX ANTENNA 6 + ANTENNA 5 OFDMA MODE – 26 Tones, RU Index 17

BANDEDGE (HIGH CHANNEL)

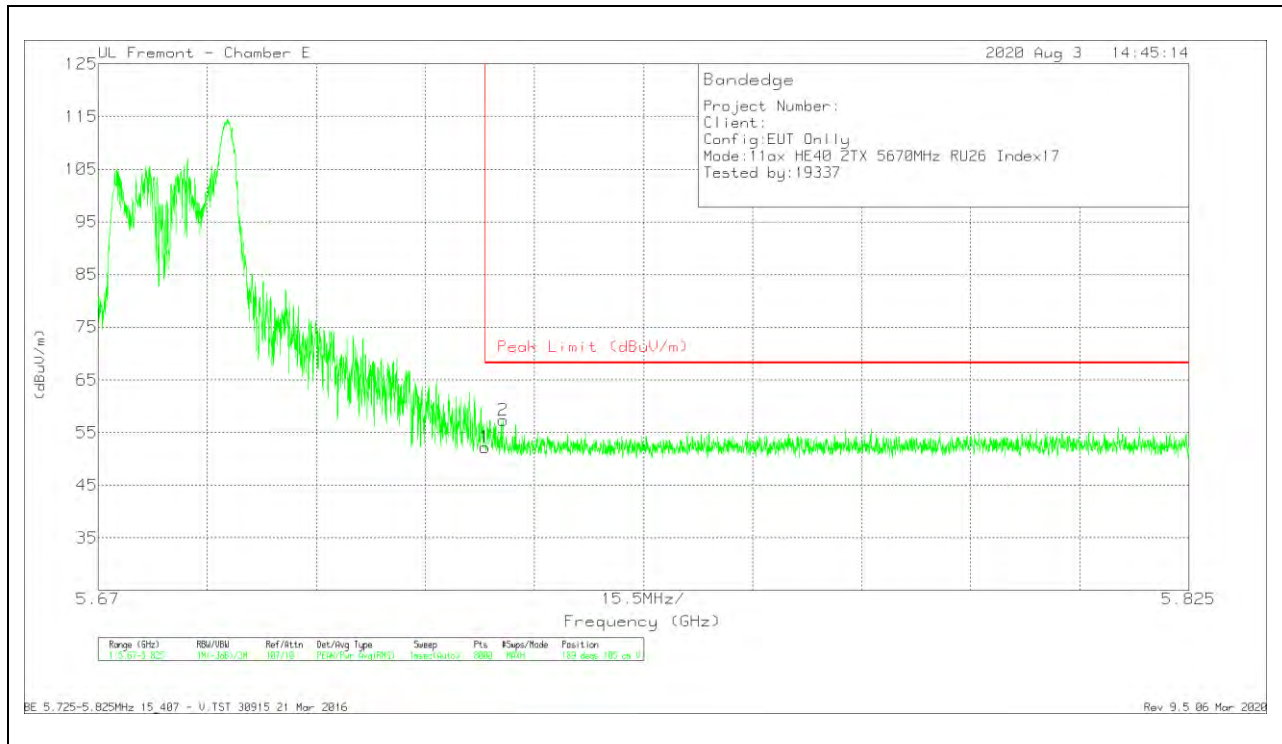
HORIZONTAL RESULT



Marker	Frequency (GHz)	Meter Reading (dBuV)	Det	AF T712 (dB/m)	Amp/Cbl/Filtr/Pad (dB)	Corrected Reading (dBuV/m)	Peak Limit (dBuV/m)	PK Margin (dB)	Azimuth (Degs)	Height (cm)	Polarity
1	5.72501	46.75	Pk	34.7	-21.2	60.25	68.2	-7.95	123	288	H
2	5.72526	50.15	Pk	34.7	-21.2	63.65	68.2	-4.55	123	288	H

Pk - Peak detector

VERTICAL RESULT



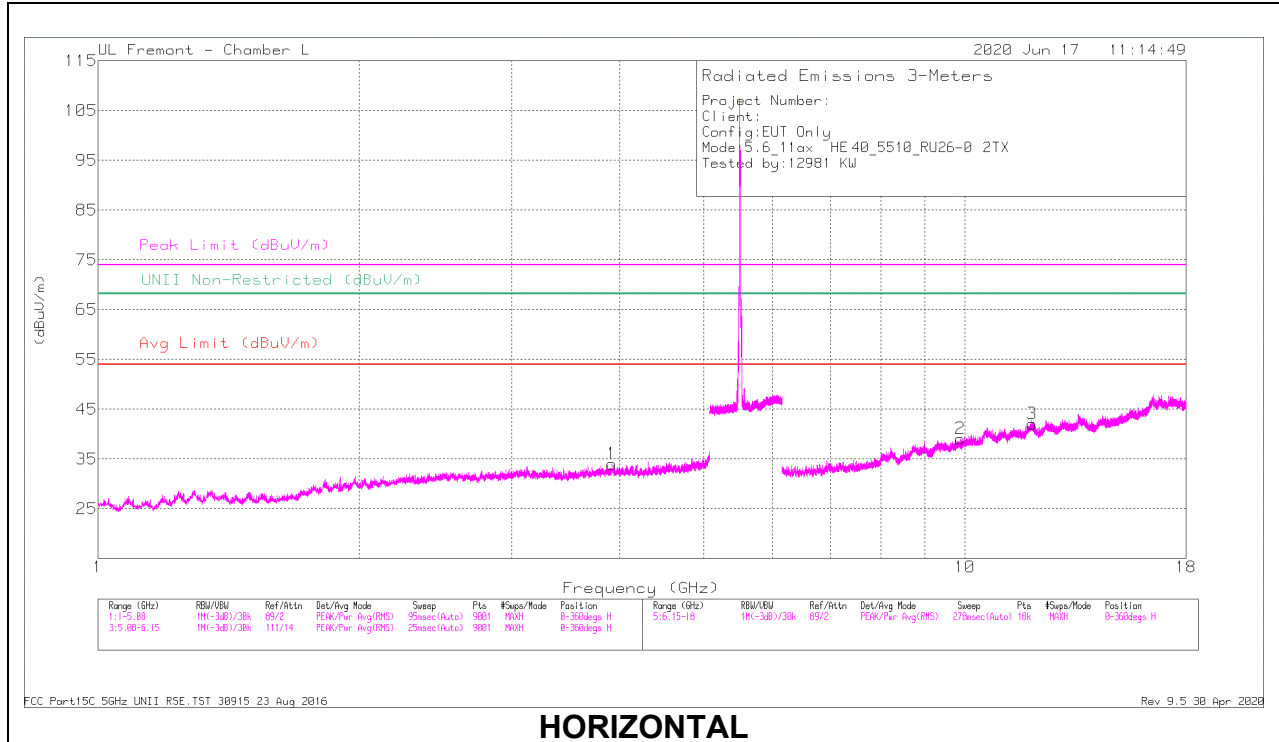
Marker	Frequency (GHz)	Meter Reading (dBuV)	Det	AF T712 (dB/m)	Amp/Cbl/Fitr/Pad (dB)	Corrected Reading (dBuV/m)	Peak Limit (dBuV/m)	PK Margin (dB)	Azimuth (Degs)	Height (cm)	Polarity
1	5.72501	38.71	Pk	34.7	-21.2	52.21	68.2	-15.99	189	105	V
2	5.72755	43.9	Pk	34.7	-21.2	57.4	68.2	-10.8	189	105	V

Pk - Peak detector

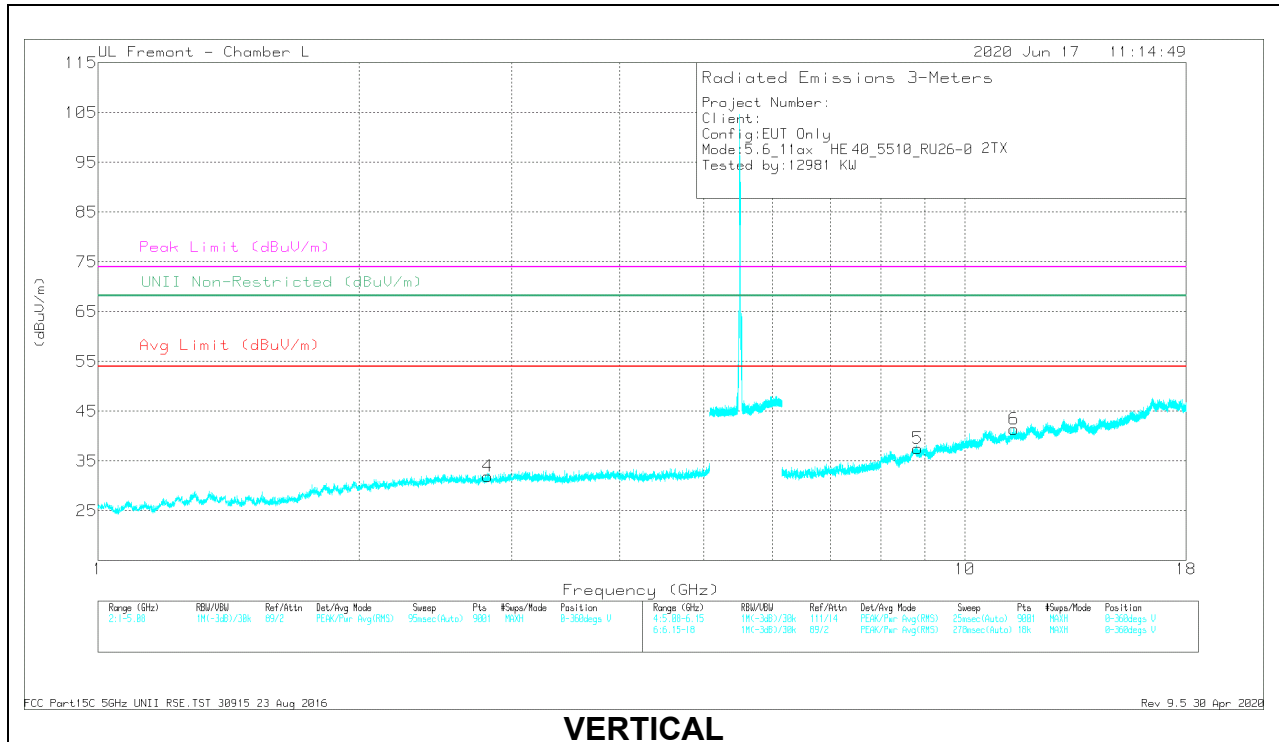
2TX ANTENNA 6 + ANTENNA 5 OFDMA MODE – 26 Tones, RU Index 17

HARMONICS AND SPURIOUS EMISSIONS

LOW CHANNEL RESULTS



HORIZONTAL



VERTICAL

RADIATED EMISSIONS

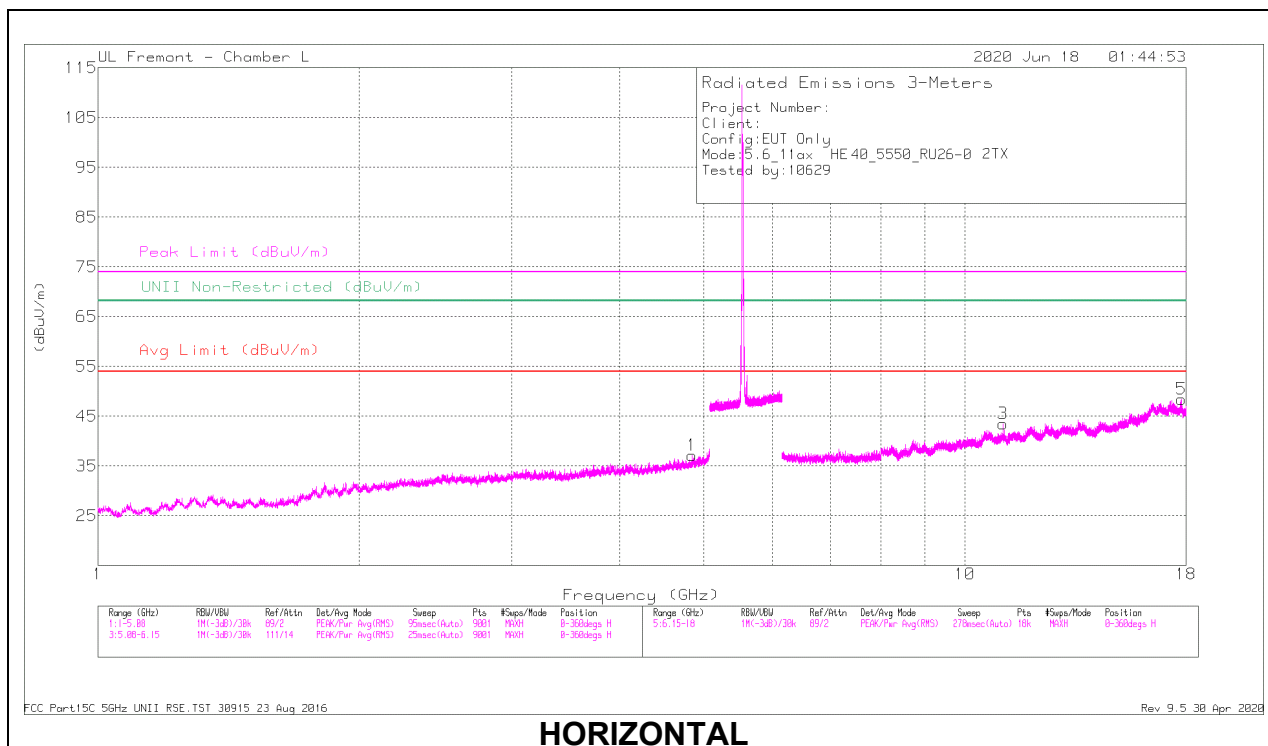
Marker	Frequency (GHz)	Meter Reading (dBuV)	Det	AF 344 (dB/m)	Amp/Cbl/Filtr/Pad (dB)	Corrected Reading (dBuV/m)	Avg Limit (dBuV/m)	Margin (dB)	Peak Limit (dBuV/m)	PK Margin (dB)	UNII Non-Restricted (dBuV/m)	PK Margin (dB)	Azimuth (Degs)	Height (cm)	Polarity
1	* 3.91962	36.17	PK-U	33.5	-27.5	42.17	-	-	74	-31.83	-	-	105	157	H
	* 3.91905	25.11	ADR	33.5	-27.5	31.11	54	-22.89	-	-	-	-	105	157	H
4	* 2.81578	37.18	PK-U	32.3	-29.6	39.88	-	-	74	-34.12	-	-	270	201	V
	* 2.81467	27.27	ADR	32.3	-29.6	29.97	54	-24.03	-	-	-	-	270	201	V
2	9.88757	29.49	PK-U	37	-20.7	45.79	-	-	-	-	68.2	-22.41	166	231	H
3	* 11.95972	31.12	PK-U	38.6	-19.4	50.32	-	-	74	-23.68	-	-	50	163	H
	* 11.96015	20.37	ADR	38.6	-19.4	39.57	54	-14.43	-	-	-	-	50	163	H
5	8.81608	31.01	PK-U	36.1	-21.5	45.61	-	-	-	-	68.2	-22.59	204	131	V
6	* 11.39109	29.63	PK-U	38	-19.2	48.43	-	-	74	-25.57	-	-	277	168	V
	* 11.3927	18.96	ADR	38	-19.2	37.76	54	-16.24	-	-	-	-	277	168	V

* - indicates frequency in CFR47 Pt 15 / IC RSS-Restricted Band

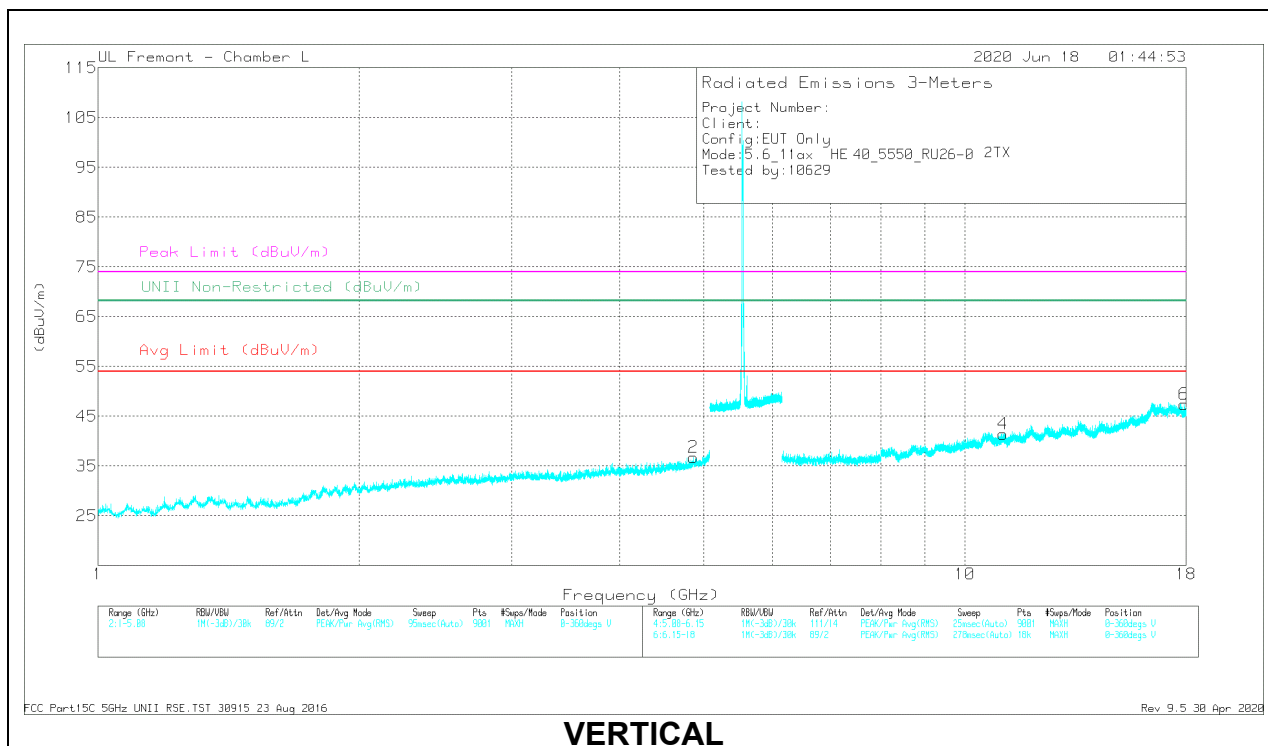
PK-U - U-NII: Maximum Peak

ADR - U-NII AD primary method, RMS average

MID CHANNEL RESULTS



HORIZONTAL



VERTICAL

RADIATED EMISSIONS

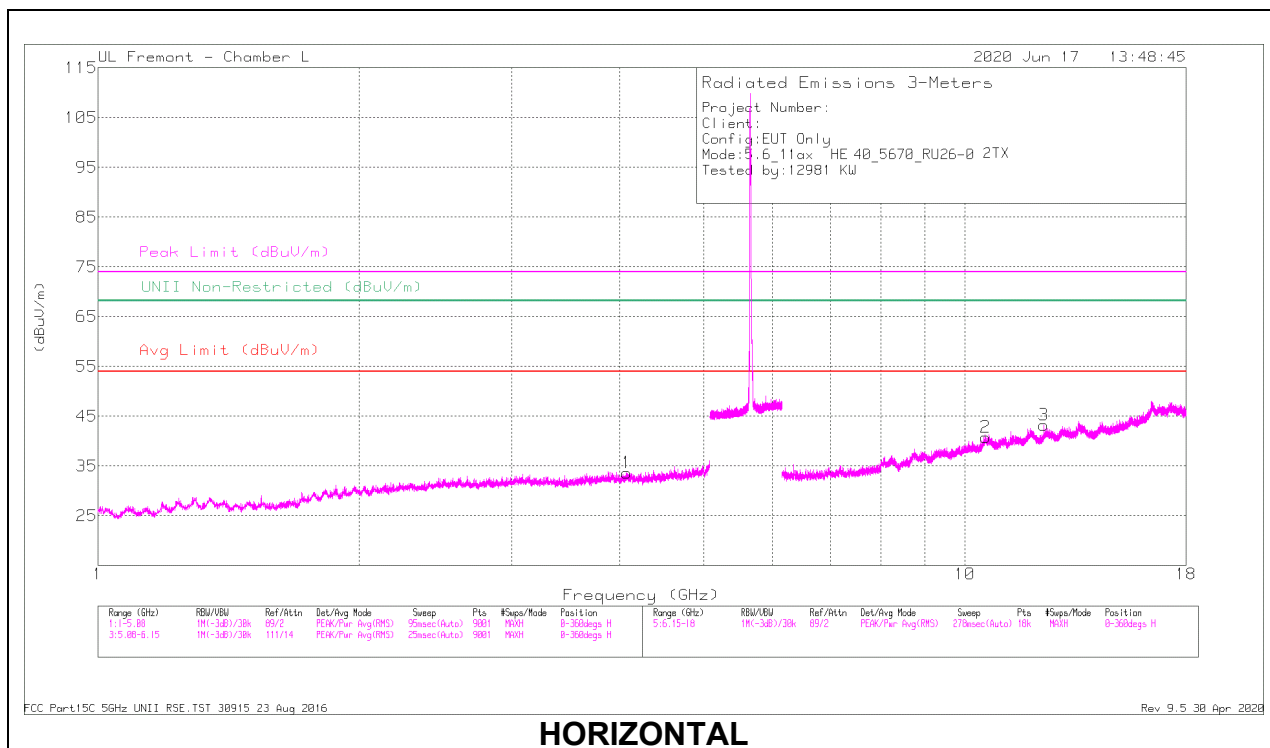
Marker	Frequency (GHz)	Meter Reading (dBuV)	Det	AF 344 (dB/m)	Amp/Cbl/Filtr/Pad (dB)	Corrected Reading (dBuV/m)	Avg Limit (dBuV/m)	Margin (dB)	Peak Limit (dBuV/m)	PK Margin (dB)	Azimuth (Degs)	Height (cm)	Polarity
1	* 4.84412	37.61	PK-U	34.2	-27	44.81	-	-	74	-29.19	189	108	H
	* 4.84091	26.73	ADR	34.3	-27.1	33.93	54	-20.07	-	-	189	108	H
2	* 4.85881	35.91	PK-U	34.2	-26.4	43.71	-	-	74	-30.29	206	382	V
	* 4.86144	25.91	ADR	34.2	-26.3	33.81	54	-20.19	-	-	206	382	V
3	* 11.06295	35.85	PK-U	37.9	-19.4	54.35	-	-	74	-19.65	59	101	H
	* 11.06366	23.7	ADR	37.9	-19.5	42.1	54	-11.9	-	-	59	101	H
5	* 17.79876	30.58	PK-U	41.5	-16.5	55.58	-	-	74	-18.42	262	103	H
	* 17.79605	19.84	ADR	41.5	-16.5	44.84	54	-9.16	-	-	262	103	H
4	* 11.06877	31.17	PK-U	37.9	-19.5	49.57	-	-	74	-24.43	235	343	V
	* 11.06983	21.1	ADR	38	-19.5	39.6	54	-14.4	-	-	235	343	V
6	* 17.89676	30.61	PK-U	41.4	-17.5	54.51	-	-	74	-19.49	215	104	V
	* 17.89697	19.4	ADR	41.4	-17.5	43.3	54	-10.7	-	-	215	104	V

* - indicates frequency in CFR47 Pt 15 / IC RSS-Restricted Band

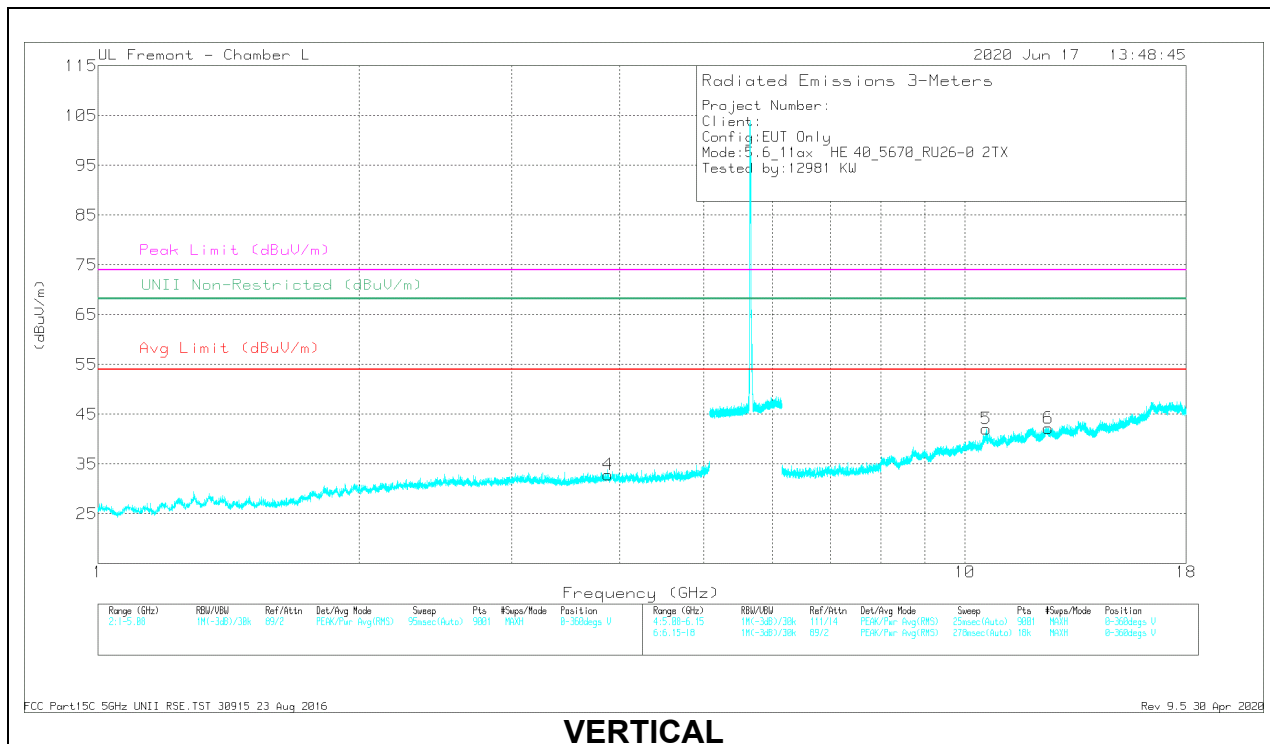
PK-U - U-NII: Maximum Peak

ADR - U-NII AD primary method, RMS average

HIGH CHANNEL RESULTS



HORIZONTAL



VERTICAL

RADIATED EMISSIONS

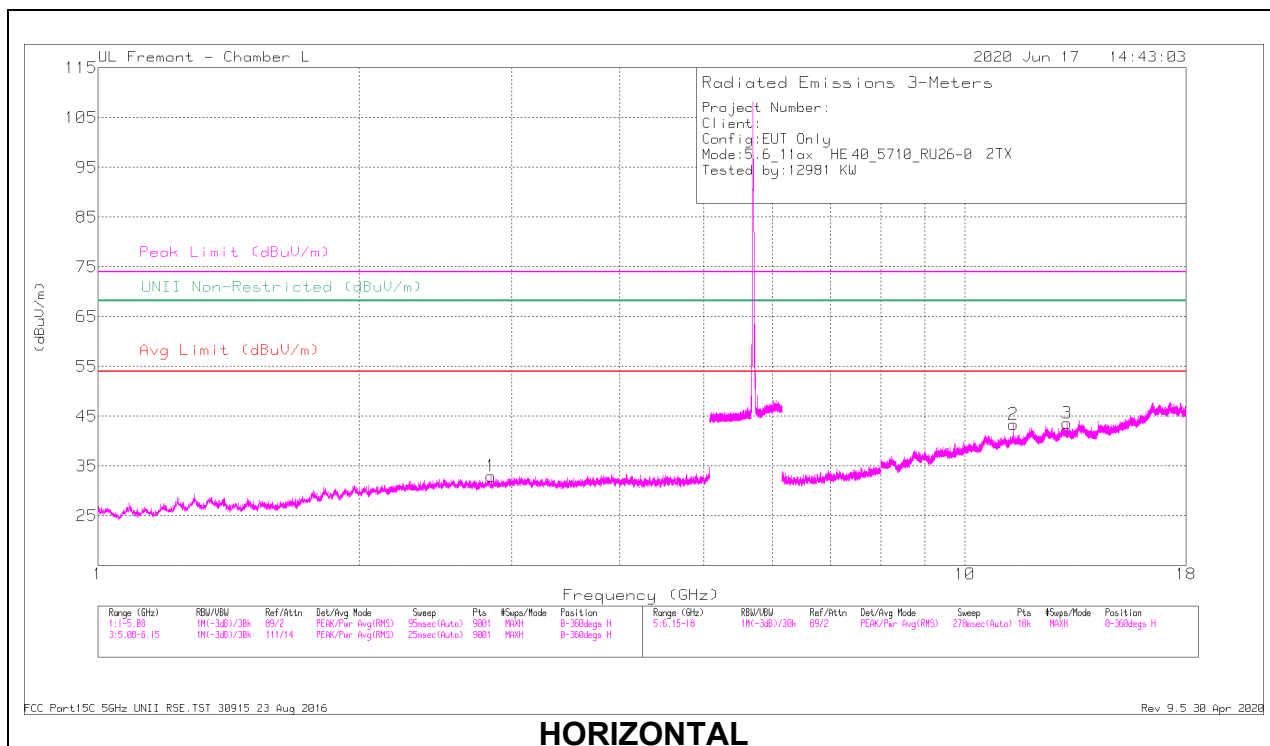
Marker	Frequency (GHz)	Meter Reading (dBuV)	Det	AF 344 (dB/m)	Amp/Cbl/Filtr/Pad (dB)	Corrected Reading (dBuV/m)	Avg Limit (dBuV/m)	Margin (dB)	Peak Limit (dBuV/m)	PK Margin (dB)	UNII Non-Restricted (dBuV/m)	PK Margin (dB)	Azimuth (Degs)	Height (cm)	Polarity
1	* 4.07605	36.36	PK-U	33.6	-27.9	42.06	-	-	74	-31.94	-	-	227	174	H
	* 4.07469	25.81	ADR	33.6	-27.9	31.51	54	-22.49	-	-	-	-	227	174	H
4	* 3.87561	36.14	PK-U	33.6	-28.2	41.54	-	-	74	-32.46	-	-	153	195	V
	* 3.87392	25.4	ADR	33.6	-28.2	30.8	54	-23.2	-	-	-	-	153	195	V
2	10.56457	30.94	PK-U	37.8	-19.3	49.44	-	-	-	-	68.2	-18.76	291	278	H
3	* 12.33141	29.77	PK-U	39	-19.6	49.17	-	-	74	-24.83	-	-	80	157	H
	* 12.33023	19.81	ADR	39	-19.7	39.11	54	-14.89	-	-	-	-	80	157	H
5	10.58238	30.09	PK-U	37.9	-19.7	48.29	-	-	-	-	68.2	-19.91	148	177	V
6	* 12.48232	30.7	PK-U	39.1	-19.7	50.1	-	-	74	-23.9	-	-	245	224	V
	* 12.48291	20.79	ADR	39.1	-19.7	40.19	54	-13.81	-	-	-	-	245	224	V

* - indicates frequency in CFR47 Pt 15 / IC RSS-Restricted Band

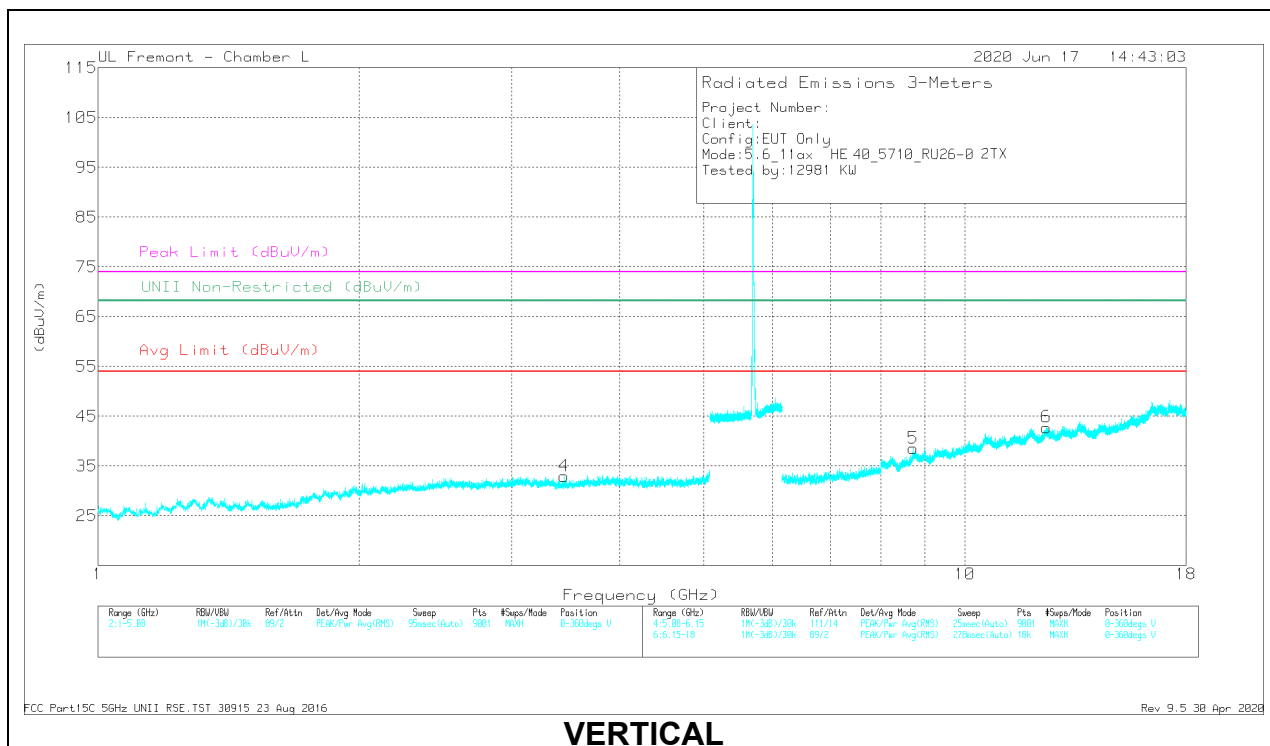
PK-U - U-NII: Maximum Peak

ADR - U-NII AD primary method, RMS average

CHANNEL 142 RESULTS



HORIZONTAL



VERTICAL

RADIATED EMISSIONS

Marker	Frequency (GHz)	Meter Reading (dBuV)	Det	AF 344 (dB/m)	Amp/Cbl/Filtr/Pad (dB)	Corrected Reading (dBuV/m)	Avg Limit (dBuV/m)	Margin (dB)	Peak Limit (dBuV/m)	PK Margin (dB)	UNII Non-Restricted (dBuV/m)	PK Margin (dB)	Azimuth (Degs)	Height (cm)	Polarity
1	* 2.84162	36.88	PK-U	32.2	-29.5	39.58	-	-	74	-34.42	-	-	224	170	H
	* 2.83766	26.35	ADR	32.2	-29.5	29.05	54	-24.95	-	-	-	-	224	170	H
4	3.45102	37.27	PK-U	32.6	-29	40.87	-	-	-	-	68.2	-27.33	270	117	V
3	13.1339	30.49	PK-U	39.3	-19.6	50.19	-	-	-	-	68.2	-18.01	150	173	H
2	* 11.38352	34.82	PK-U	38	-19.3	53.52	-	-	74	-20.48	-	-	248	184	H
	* 11.38417	24.8	ADR	38	-19.3	43.5	54	-10.5	-	-	-	-	248	184	H
5	8.72269	33.04	PK-U	36.1	-20.6	48.54	-	-	-	-	68.2	-19.66	319	253	V
6	* 12.42669	30.91	PK-U	39.1	-19.7	50.31	-	-	74	-23.69	-	-	154	159	V
	* 12.42689	20.06	ADR	39.1	-19.7	39.46	54	-14.54	-	-	-	-	154	159	V

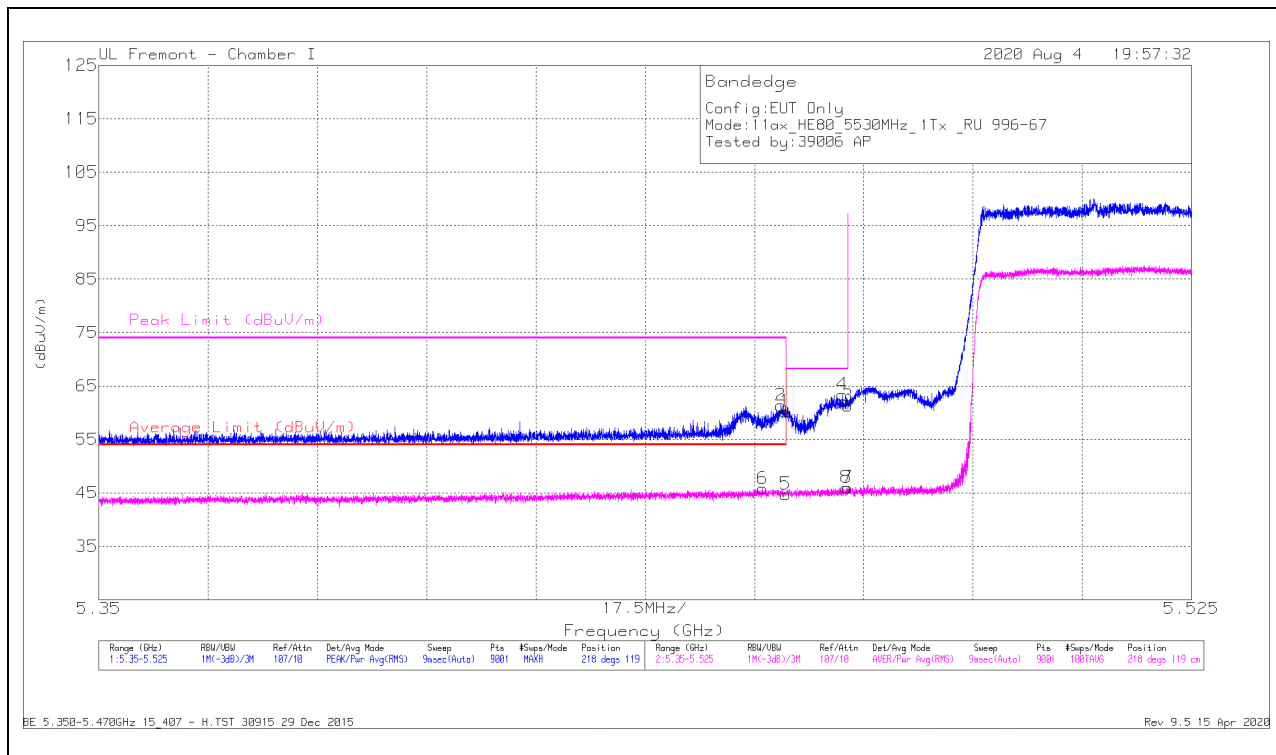
* - indicates frequency in CFR47 Pt 15 / IC RSS-Restricted Band
 PK-U - U-NII: Maximum Peak
 ADR - U-NII AD primary method, RMS average

6.1.18. TX ABOVE 1 GHz 802.11ax HE80 MODE IN THE 5.6 GHz BAND

1TX ANTENNA 6 – 996 Tones, RU Index 67

BANDEDGE (LOW CHANNEL)

HORIZONTAL RESULT



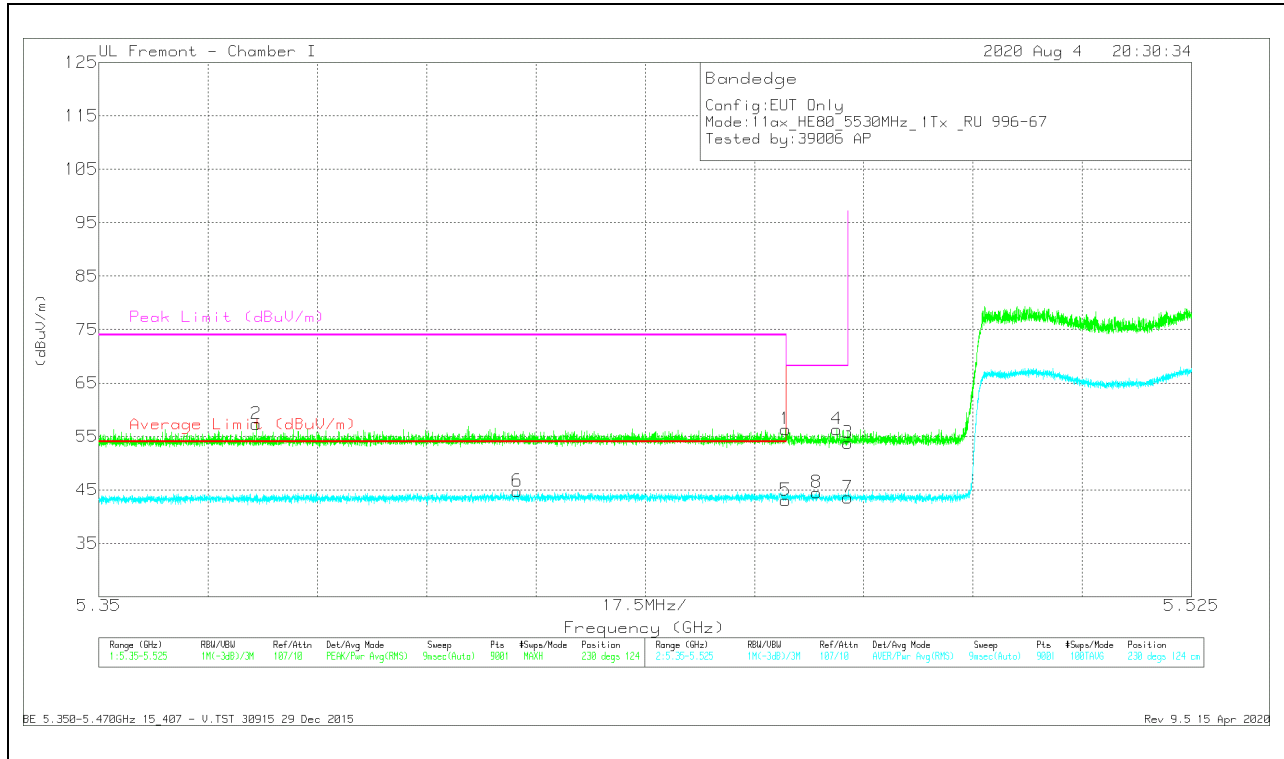
Marker	Frequency (GHz)	Meter Reading (dBuV)	Det	AF T862 (dB/m)	Amp/Cbll/Filtr/Pad (dB)	Corrected Reading (dBuV/m)	Average Limit (dBuV/m)	Margin (dB)	Peak Limit (dBuV/m)	PK Margin (dB)	Azimuth (Degs)	Height (cm)	Polarity
1	* 5.45999	39.1	Pk	34.9	-13.8	60.2	-	-	74	-13.8	218	119	H
2	* 5.45922	40.26	Pk	34.9	-13.8	61.36	-	-	74	-12.64	218	119	H
3	5.46999	40.15	Pk	34.9	-13.8	61.25	-	-	68.2	-6.95	218	119	H
4	5.46908	42.26	Pk	34.9	-13.8	63.36	-	-	68.2	-4.84	218	119	H
5	* 5.45999	23.64	RMS	34.9	-13.8	44.74	54	-9.26	-	-	218	119	H
6	* 5.45634	24.59	RMS	34.9	-13.7	45.79	54	-8.21	-	-	218	119	H
7	5.46999	24.85	RMS	34.9	-13.8	45.95	-	-	-	-	218	119	H
8	5.4697	24.88	RMS	34.9	-13.8	45.98	-	-	-	-	218	119	H

* - indicates frequency in CFR47 Pt 15 / IC RSS-Restricted Band

Pk - Peak detector

RMS - RMS detection

VERTICAL RESULT



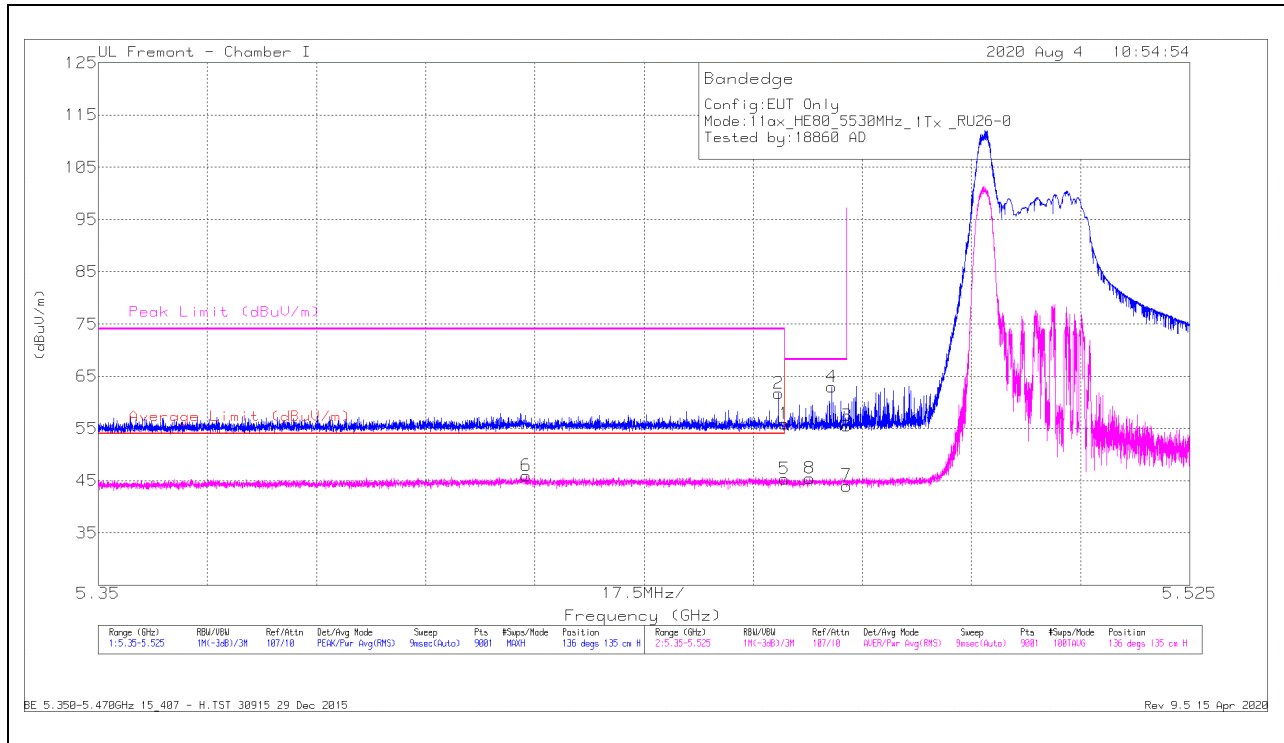
Marker	Frequency (GHz)	Meter Reading (dBuV)	Det	AF T862 (dB/m)	Amp/Cb/Fitr/Pa d (dB)	Corrected Reading (dBuV/m)	Average Limit (dBuV/m)	Margin (dB)	Peak Limit (dBuV/m)	PK Margin (dB)	Azimuth (Degs)	Height (cm)	Polarity
1	* 5.45999	35.24	Pk	34.9	-13.8	56.34	-	-	74	-17.66	230	124	V
2	* 5.3752	36.64	Pk	34.6	-13.9	57.34	-	-	74	-16.66	230	124	V
3	5.46999	32.68	Pk	34.9	-13.8	53.78	-	-	68.2	-14.42	230	124	V
4	5.46822	35.24	Pk	34.9	-13.8	56.34	-	-	68.2	-11.86	230	124	V
5	* 5.45999	21.93	RMS	34.9	-13.8	43.03	54	-10.97	-	-	230	124	V
6	* 5.41704	23.74	RMS	34.8	-13.8	44.74	54	-9.26	-	-	230	124	V
7	5.46999	22.47	RMS	34.9	-13.8	43.57	-	-	-	-	230	124	V
8	5.46493	23.5	RMS	34.8	-13.8	44.5	-	-	-	-	230	124	V

* - indicates frequency in CFR47 Pt 15 / IC RSS-Restricted Band
 Pk - Peak detector
 RMS - RMS detection

1TX ANTENNA 6 – 26 Tones, RU Index 0

BANDEDGE (LOW CHANNEL)

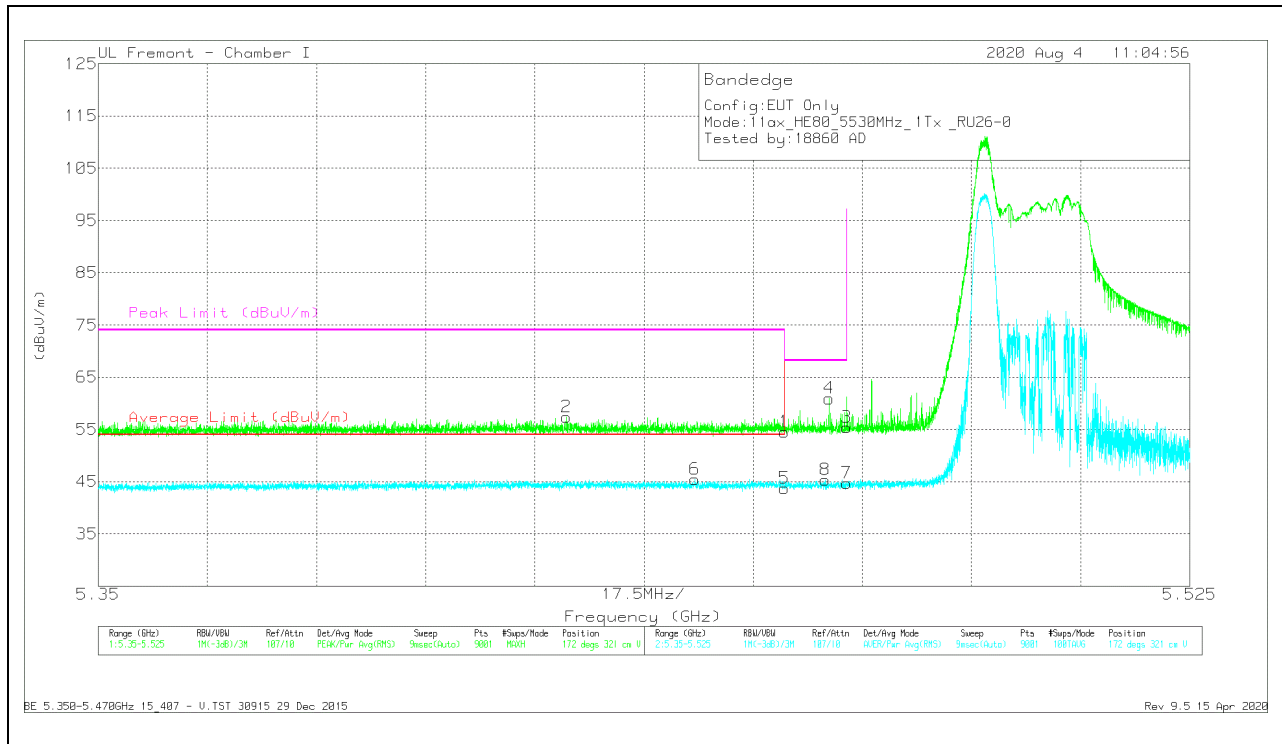
HORIZONTAL RESULT



Marker	Frequency (GHz)	Meter Reading (dBuV)	Det	AF T862 (dB/m)	Amp/Cbl/Fitr/Pad (dB)	Corrected Reading (dBuV/m)	Average Limit (dBuV/m)	Margin (dB)	Peak Limit (dBuV/m)	PK Margin (dB)	Azimuth (Degs)	Height (cm)	Polarity
1	* 5.45999	34.79	Pk	34.9	-13.8	55.89	-	-	74	-18.11	136	135	H
2	* 5.45906	40.62	Pk	34.9	-13.8	61.72	-	-	74	-12.28	136	135	H
3	5.46999	34.42	Pk	34.9	-13.8	55.52	-	-	68.2	-12.68	136	135	H
4	5.46762	41.84	Pk	34.9	-13.8	62.94	-	-	68.2	-5.26	136	135	H
5	* 5.45999	24.21	RMS	34.9	-13.8	45.31	54	-8.69	-	-	136	135	H
6	* 5.41862	24.85	RMS	34.8	-13.7	45.95	54	-8.05	-	-	136	135	H
7	5.46999	22.92	RMS	34.9	-13.8	44.02	-	-	-	-	136	135	H
8	5.46402	24.35	RMS	34.9	-13.8	45.45	-	-	-	-	136	135	H

* - indicates frequency in CFR47 Pt 15 / IC RSS-Restricted Band
 Pk - Peak detector
 RMS - RMS detection

VERTICAL RESULT



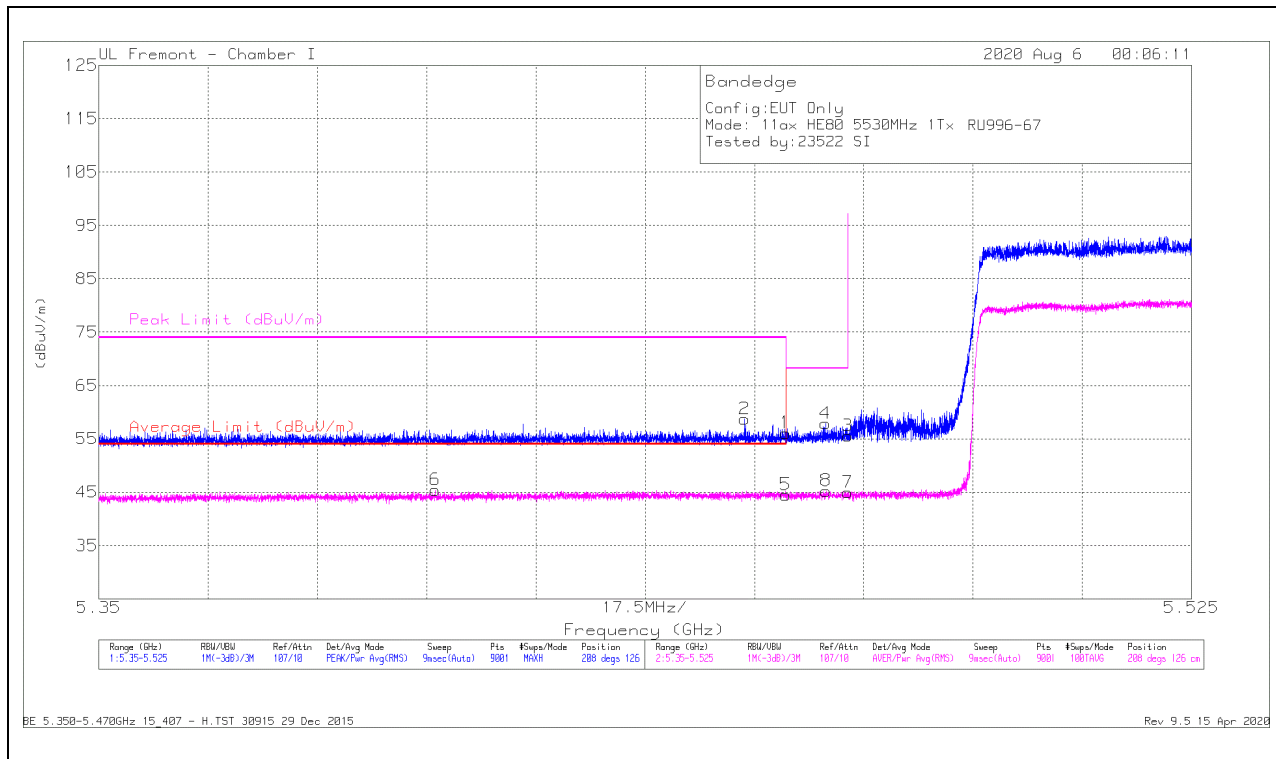
Marker	Frequency (GHz)	Meter Reading (dBuV)	Det	AF T862 (dB/m)	Amp/Cb/Filtr/Pa d (dB)	Corrected Reading (dBuV/m)	Average Limit (dBuV/m)	Margin (dB)	Peak Limit (dBuV/m)	PK Margin (dB)	Azimuth (Degs)	Height (cm)	Polarity
1	* 5.45999	33.4	Pk	34.9	-13.8	54.5	-	-	74	-19.5	172	321	V
2	* 5.42509	36.42	Pk	34.8	-13.8	57.42	-	-	74	-16.58	172	321	V
3	5.46999	34.27	Pk	34.9	-13.8	55.37	-	-	68.2	-12.83	172	321	V
4	5.46715	39.81	Pk	34.9	-13.8	60.91	-	-	68.2	-7.29	172	321	V
5	* 5.45999	22.65	RMS	34.9	-13.8	43.75	54	-10.25	-	-	172	321	V
6	* 5.4457	24.25	RMS	34.9	-13.7	45.45	54	-8.55	-	-	172	321	V
7	5.46999	23.58	RMS	34.9	-13.8	44.68	-	-	-	-	172	321	V
8	5.46651	24.28	RMS	34.9	-13.8	45.38	-	-	-	-	172	321	V

* - indicates frequency in CFR47 Pt 15 / IC RSS-Restricted Band
 Pk - Peak detector
 RMS - RMS detection

1TX ANTENNA 5 – 996 Tones, RU Index 67

BANDEDGE (LOW CHANNEL)

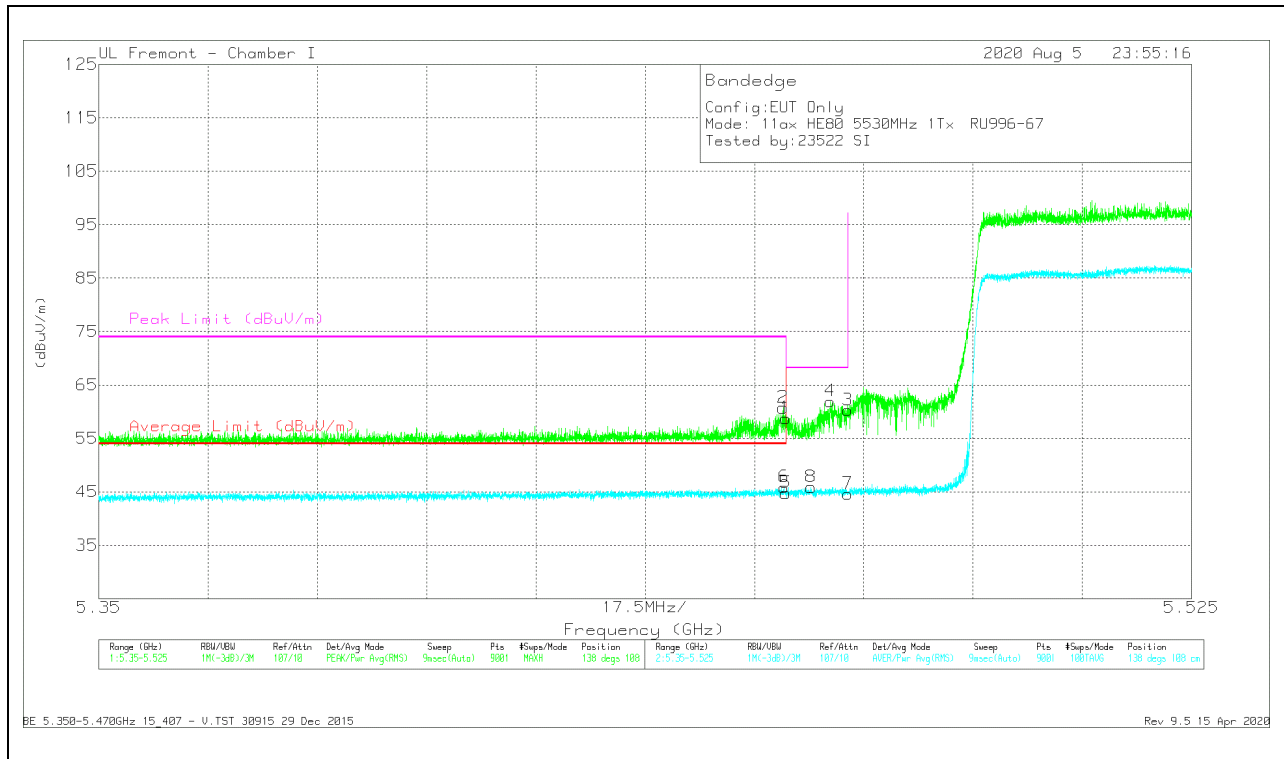
HORIZONTAL RESULT



Marker	Frequency (GHz)	Meter Reading (dBuV)	Det	AF T862 (dB/m)	Amp/Cb1/Fitr/Pa d (dB)	Corrected Reading (dBuV/m)	Average Limit (dBuV/m)	Margin (dB)	Peak Limit (dBuV/m)	PK Margin (dB)	Azimuth (Degs)	Height (cm)	Polarity
1	* 5.45999	34.99	Pk	34.9	-13.8	56.09	-	-	74	-17.91	208	126	H
2	* 5.45342	37.5	Pk	34.9	-13.7	58.7	-	-	74	-15.3	208	126	H
3	5.46999	34.44	Pk	34.9	-13.8	55.54	-	-	68.2	-12.66	208	126	H
4	5.46637	36.76	Pk	34.9	-13.8	57.86	-	-	68.2	-10.34	208	126	H
5	* 5.45999	23.38	RMS	34.9	-13.8	44.48	54	-9.52	-	-	208	126	H
6	* 5.40388	24.49	RMS	34.7	-13.8	45.39	54	-8.61	-	-	208	126	H
7	5.46999	23.83	RMS	34.9	-13.8	44.93	-	-	-	-	208	126	H
8	5.46647	24.15	RMS	34.9	-13.8	45.25	-	-	-	-	208	126	H

* - indicates frequency in CFR47 Pt 15 / IC RSS-Restricted Band
 Pk - Peak detector
 RMS - RMS detection

VERTICAL RESULT



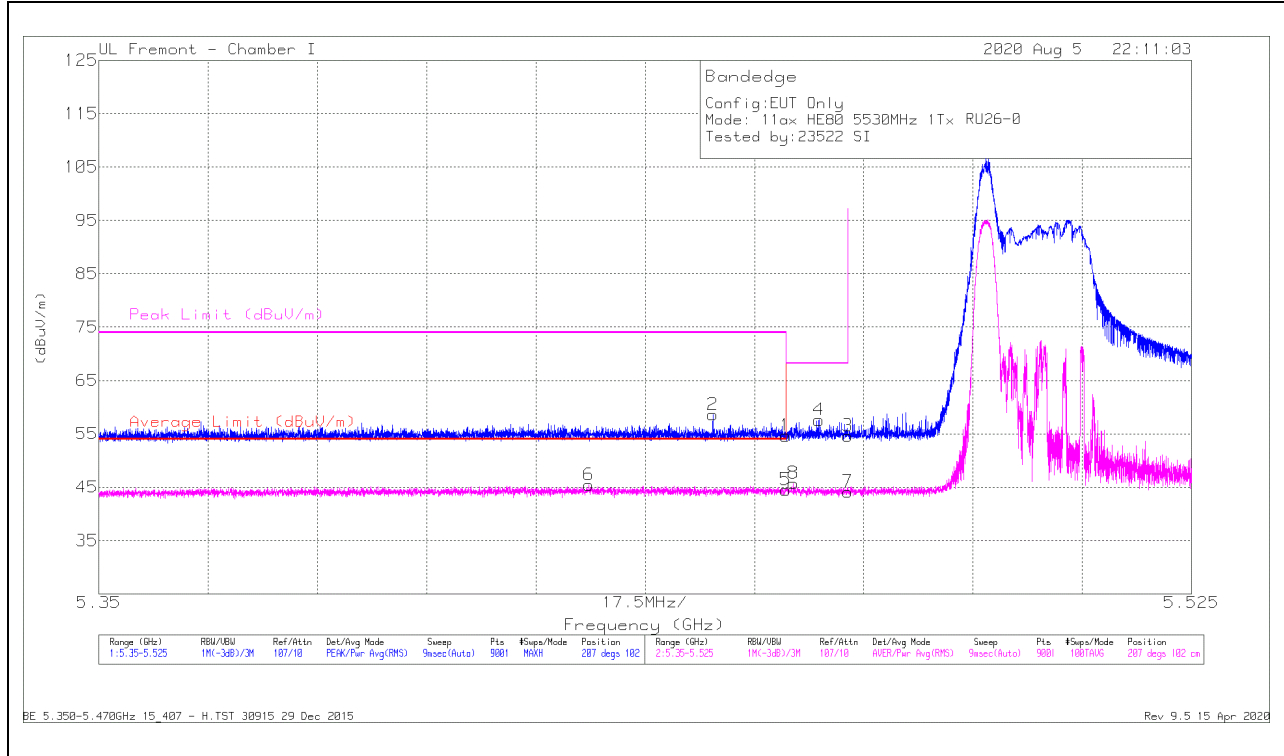
Marker	Frequency (GHz)	Meter Reading (dBuV)	Det	AF T862 (dB/m)	Amp/Cbl/Fitr/Par d (dB)	Corrected Reading (dBuV/m)	Average Limit (dBuV/m)	Margin (dB)	Peak Limit (dBuV/m)	PK Margin (dB)	Azimuth (Degs)	Height (cm)	Polarity
1	* 5.45999	37.65	Pk	34.9	-13.8	58.75	-	-	74	-15.25	138	108	V
2	* 5.45959	39.65	Pk	34.9	-13.8	60.75	-	-	74	-13.25	138	108	V
3	5.46999	39.18	Pk	34.9	-13.8	60.28	-	-	68.2	-7.92	138	108	V
4	5.46711	40.85	Pk	34.9	-13.8	61.95	-	-	68.2	-6.25	138	108	V
5	* 5.45999	23.7	RMS	34.9	-13.8	44.8	54	-9.2	-	-	138	108	V
6	* 5.45974	24.77	RMS	34.9	-13.8	45.87	54	-8.13	-	-	138	108	V
7	5.46999	23.51	RMS	34.9	-13.8	44.61	-	-	-	-	138	108	V
8	5.46406	24.78	RMS	34.9	-13.8	45.88	-	-	-	-	138	108	V

* - indicates frequency in CFR47 Pt 15 / IC RSS-Restricted Band
 Pk - Peak detector
 RMS - RMS detection

1TX ANTENNA 5 – 26 Tones, RU Index 0

BANDEDGE (LOW CHANNEL)

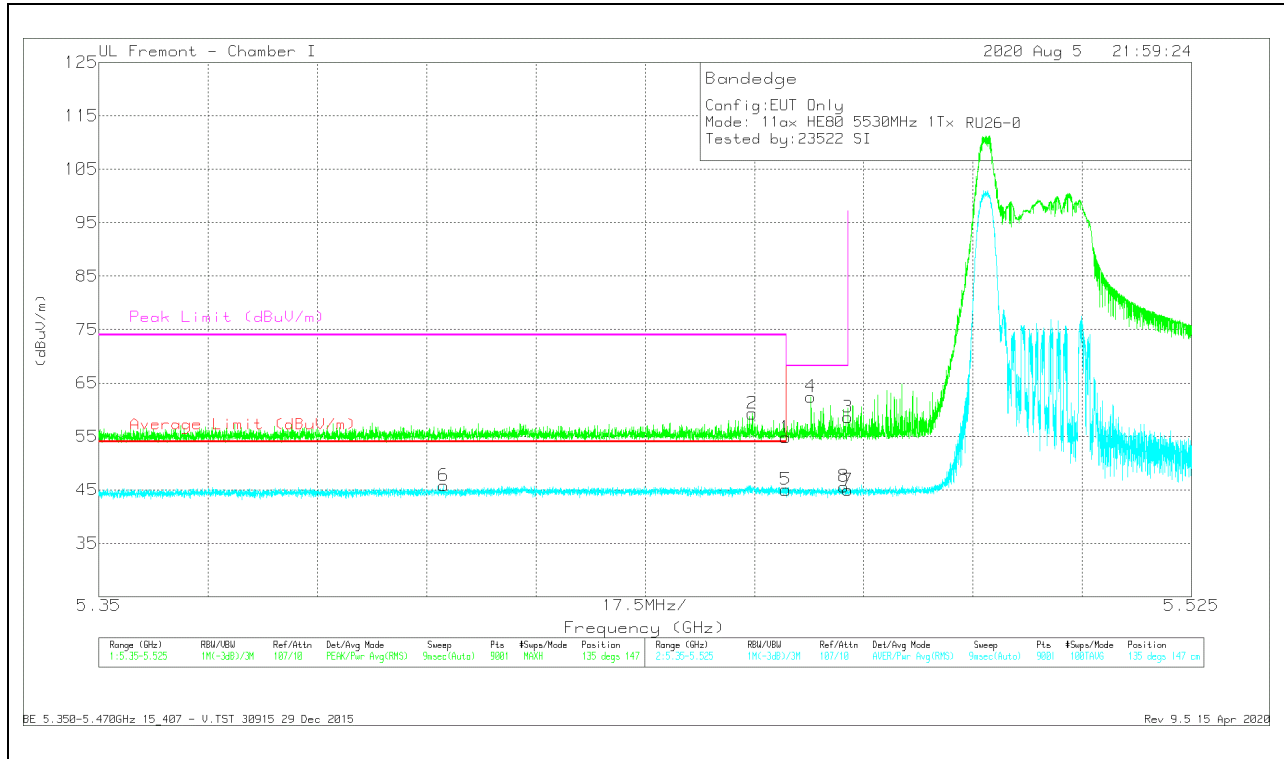
HORIZONTAL RESULT



Marker	Frequency (GHz)	Meter Reading (dBuV)	Det	AF T862 (dB/m)	Amp/CbI/Fitr/Pa d (dB)	Corrected Reading (dBuV/m)	Average Limit (dBuV/m)	Margin (dB)	Peak Limit (dBuV/m)	PK Margin (dB)	Azimuth (Degs)	Height (cm)	Polarity
1	* 5.45999	33.56	Pk	34.9	-13.8	54.66	-	-	74	-19.34	207	102	H
2	* 5.44833	37.47	Pk	34.8	-13.7	58.57	-	-	74	-15.43	207	102	H
3	5.46999	33.49	Pk	34.9	-13.8	54.59	-	-	68.2	-13.61	207	102	H
4	5.46532	36.49	Pk	34.9	-13.8	57.59	-	-	68.2	-10.61	207	102	H
5	* 5.45999	23.4	RMS	34.9	-13.8	44.5	54	-9.5	-	-	207	102	H
6	* 5.4285	24.31	RMS	34.8	-13.7	45.41	54	-8.59	-	-	207	102	H
7	5.46999	23.04	RMS	34.9	-13.8	44.14	-	-	-	-	207	102	H
8	5.46124	24.63	RMS	34.9	-13.8	45.73	-	-	-	-	207	102	H

* - indicates frequency in CFR47 Pt 15 / IC RSS-Restricted Band
 Pk - Peak detector
 RMS - RMS detection

VERTICAL RESULT



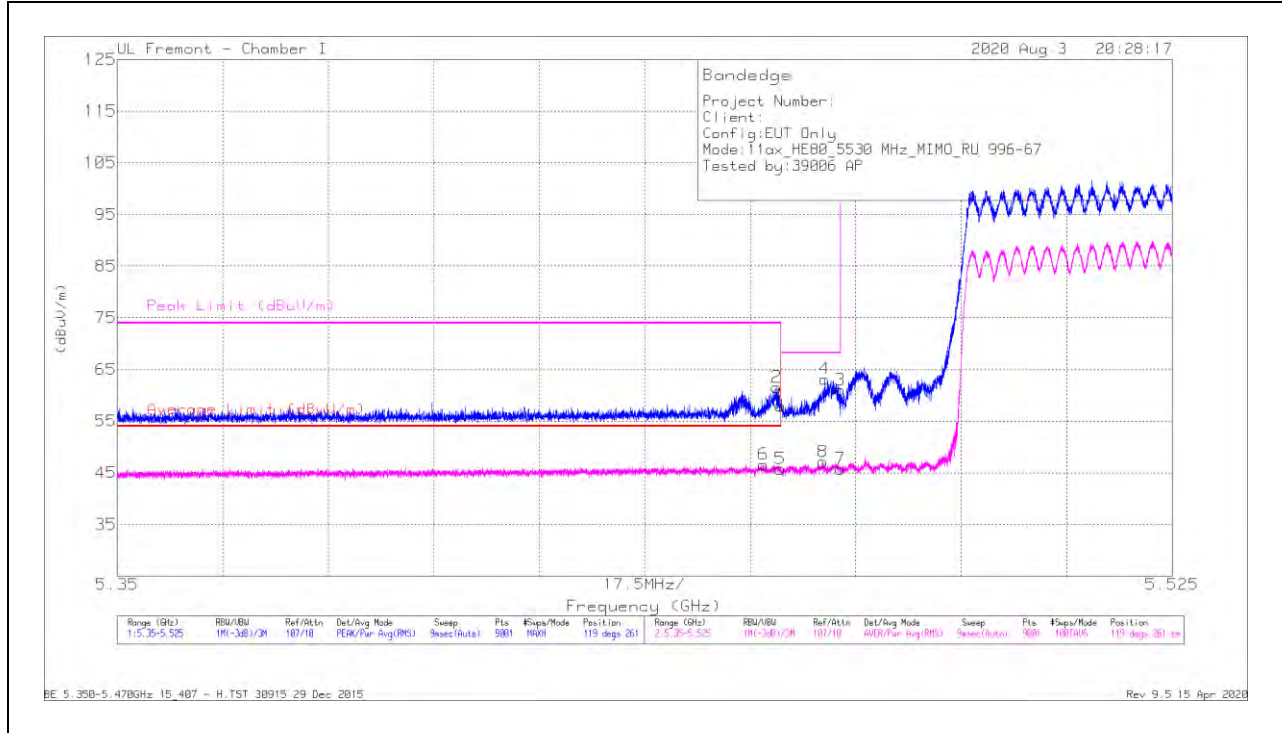
Marker	Frequency (GHz)	Meter Reading (dBuV)	Det	AF T862 (dB/m)	Amp/Cbl/Fitr/Pad (dB)	Corrected Reading (dBuV/m)	Average Limit (dBuV/m)	Margin (dB)	Peak Limit (dBuV/m)	PK Margin (dB)	Azimuth (Degs)	Height (cm)	Polarity
1	* 5.45999	33.71	Pk	34.9	-13.8	54.81	-	-	74	-19.19	135	147	V
2	* 5.45465	38.1	Pk	34.9	-13.7	59.3	-	-	74	-14.7	135	147	V
3	5.46999	37.5	Pk	34.9	-13.8	58.6	-	-	68.2	-9.6	135	147	V
4	5.46404	41.32	Pk	34.9	-13.8	62.42	-	-	68.2	-5.78	135	147	V
5	* 5.45999	23.94	RMS	34.9	-13.8	45.04	54	-8.96	-	-	135	147	V
6	* 5.4052	24.91	RMS	34.7	-13.8	45.81	54	-8.19	-	-	135	147	V
7	5.46999	23.85	RMS	34.9	-13.8	44.95	-	-	-	-	135	147	V
8	5.46937	24.5	RMS	34.9	-13.8	45.6	-	-	-	-	135	147	V

* - indicates frequency in CFR47 Pt 15 / IC RSS-Restricted Band
 Pk - Peak detector
 RMS - RMS detection

2TX ANTENNA 6 + ANTENNA 5 OFDMA MODE – 996 Tones, RU Index 67

BANDEDGE (LOW CHANNEL)

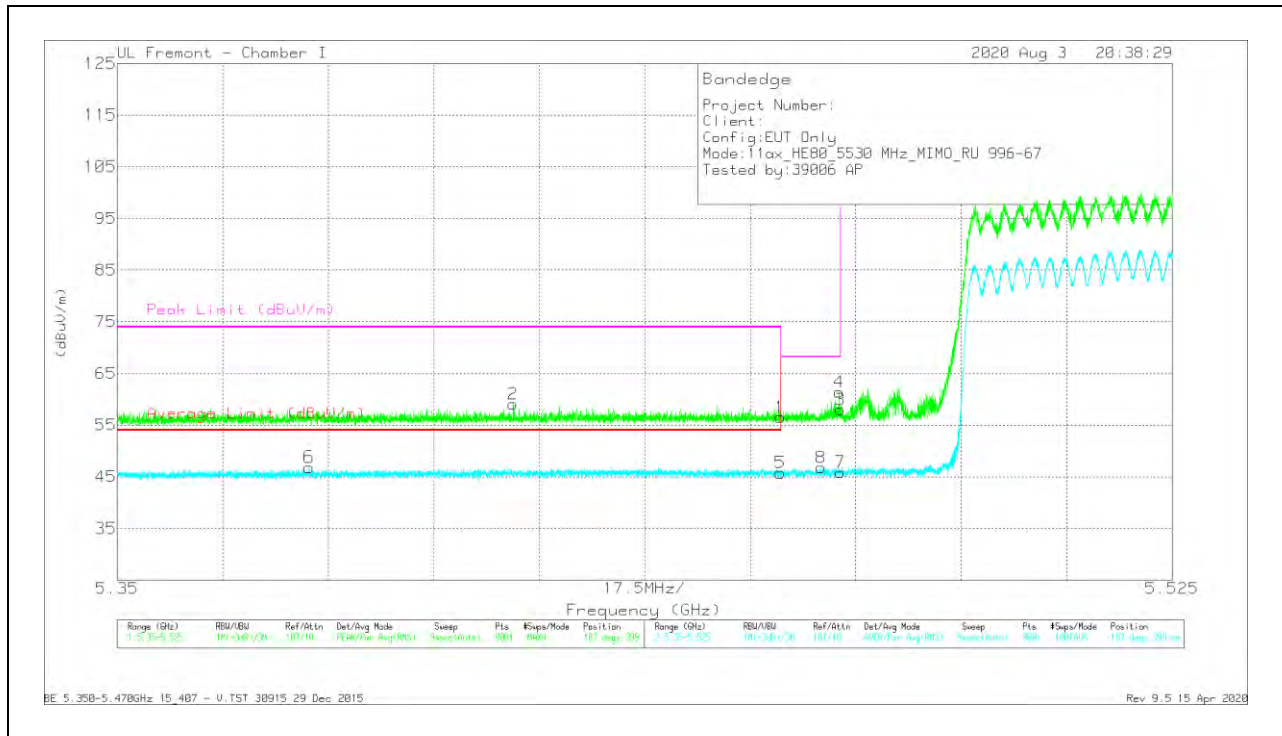
HORIZONTAL RESULT



Marker	Frequency (GHz)	Meter Reading (dBuV)	Det	AF T862 (dB/m)	Amp/Cbl/Fitr/Pad (dB)	Corrected Reading (dBuV/m)	Average Limit (dBuV/m)	Margin (dB)	Peak Limit (dBuV/m)	PK Margin (dB)	Azimuth (Degs)	Height (cm)	Polarity
1	* 5.45999	36.91	Pk	34.9	-13.8	58.01	-	-	74	-15.99	119	261	H
2	* 5.45937	40.46	Pk	34.9	-13.8	61.56	-	-	74	-12.44	119	261	H
3	5.46999	39.92	Pk	34.9	-13.8	61.02	-	-	68.2	-7.18	119	261	H
4	5.46736	42.07	Pk	34.9	-13.8	63.17	-	-	68.2	-5.03	119	261	H
5	* 5.45999	24.67	RMS	34.9	-13.8	45.77	54	-8.23	-	-	119	261	H
6	* 5.45719	25.4	RMS	34.9	-13.7	46.6	54	-7.4	-	-	119	261	H
7	5.46999	24.6	RMS	34.9	-13.8	45.7	-	-	-	-	119	261	H
8	5.46705	26	RMS	34.9	-13.8	47.1	-	-	-	-	119	261	H

* - indicates frequency in CFR47 Pt 15 / IC RSS-Restricted Band
 Pk - Peak detector
 RMS - RMS detection

VERTICAL RESULT

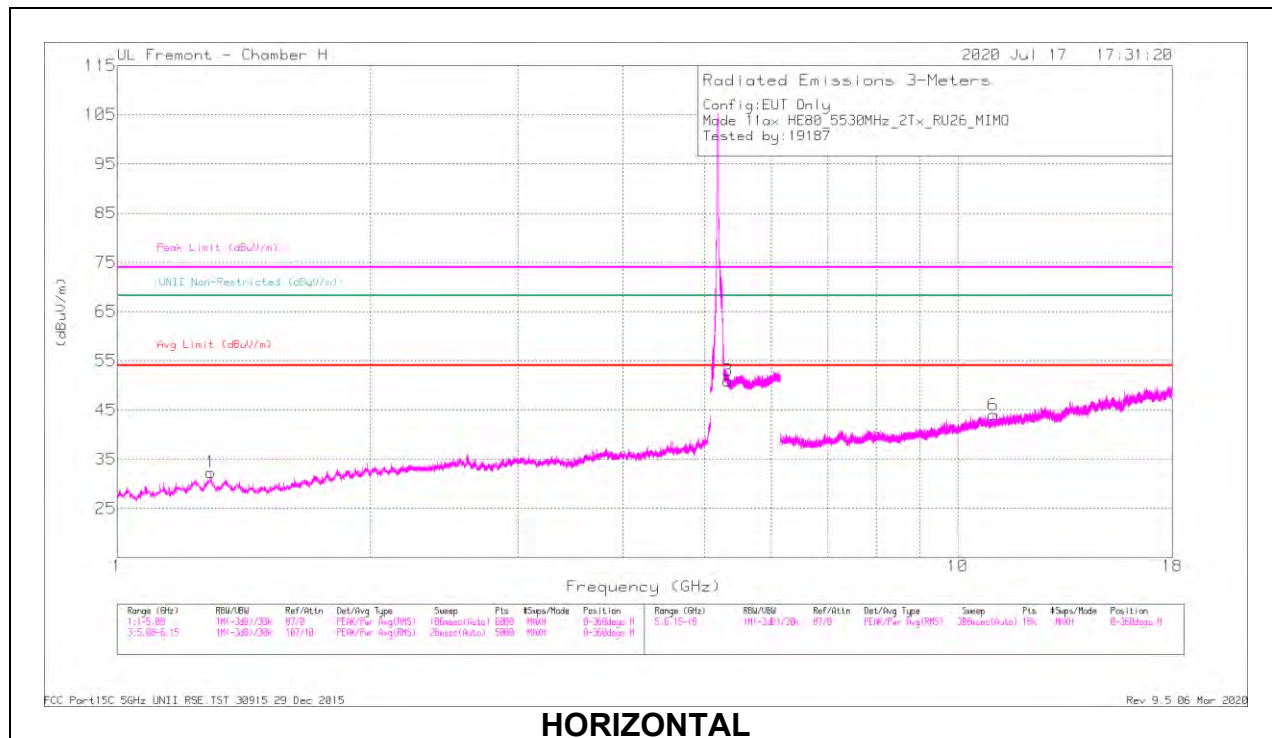


Marker	Frequency (GHz)	Meter Reading (dBuV)	Det	AF T862 (dB/m)	Amp/Cbl/Fitr/Pa d (dB)	Corrected Reading (dBuV/m)	Average Limit (dBuV/m)	Margin (dB)	Peak Limit (dBuV/m)	PK Margin (dB)	Azimuth (Degs)	Height (cm)	Polarity
1	* 5.45999	35.43	Pk	34.9	-13.8	56.53	-	-	74	-17.47	187	399	V
2	* 5.41568	38.07	Pk	34.8	-13.8	59.07	-	-	74	-14.93	187	399	V
3	5.46999	36.89	Pk	34.9	-13.8	57.99	-	-	68.2	-10.21	187	399	V
4	5.46976	40.29	Pk	34.9	-13.8	61.39	-	-	68.2	-6.81	187	399	V
5	* 5.45999	24.68	RMS	34.9	-13.8	45.78	54	-8.22	-	-	187	399	V
6	* 5.38183	26.03	RMS	34.7	-13.9	46.83	54	-7.17	-	-	187	399	V
7	5.46999	24.74	RMS	34.9	-13.8	45.84	-	-	-	-	187	399	V
8	5.4667	25.68	RMS	34.9	-13.8	46.78	-	-	-	-	187	399	V

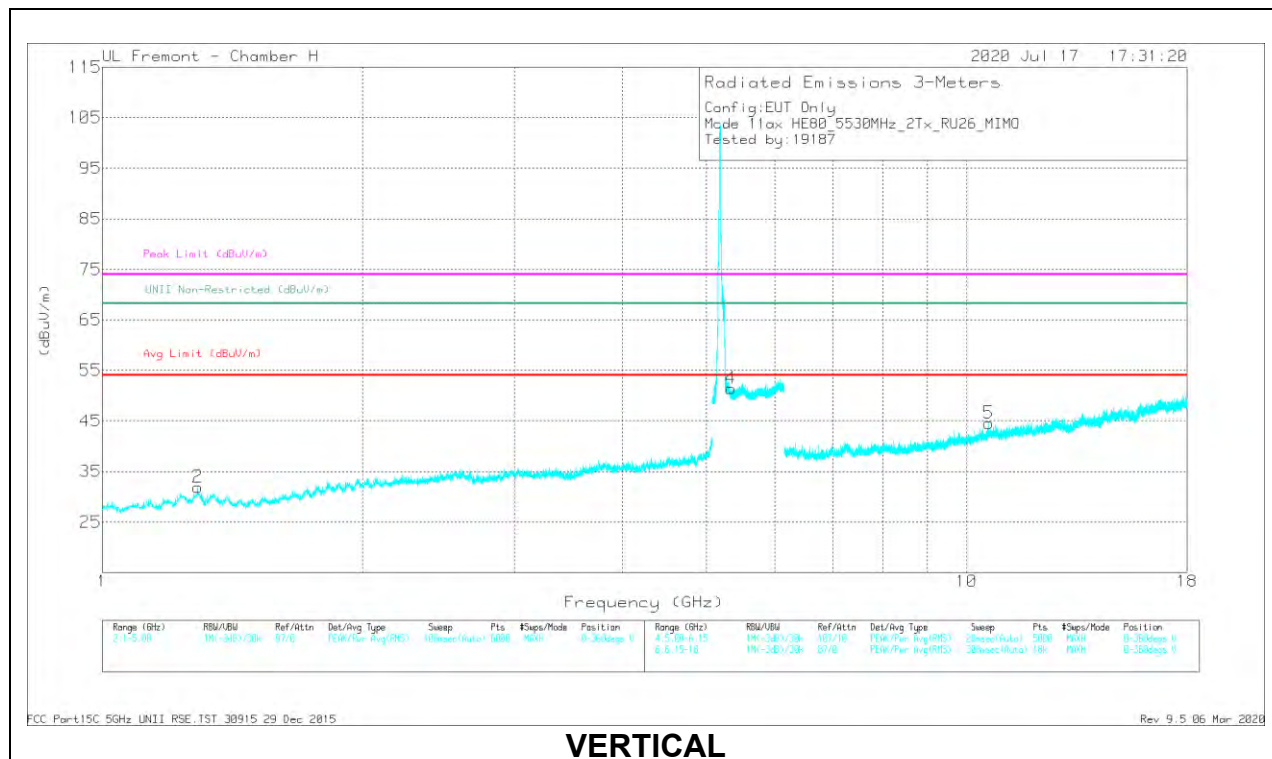
* - indicates frequency in CFR47 Pt 15 / IC RSS-Restricted Band
 Pk - Peak detector
 RMS - RMS detection

HARMONICS AND SPURIOUS EMISSIONS

LOW CHANNEL RESULTS



HORIZONTAL



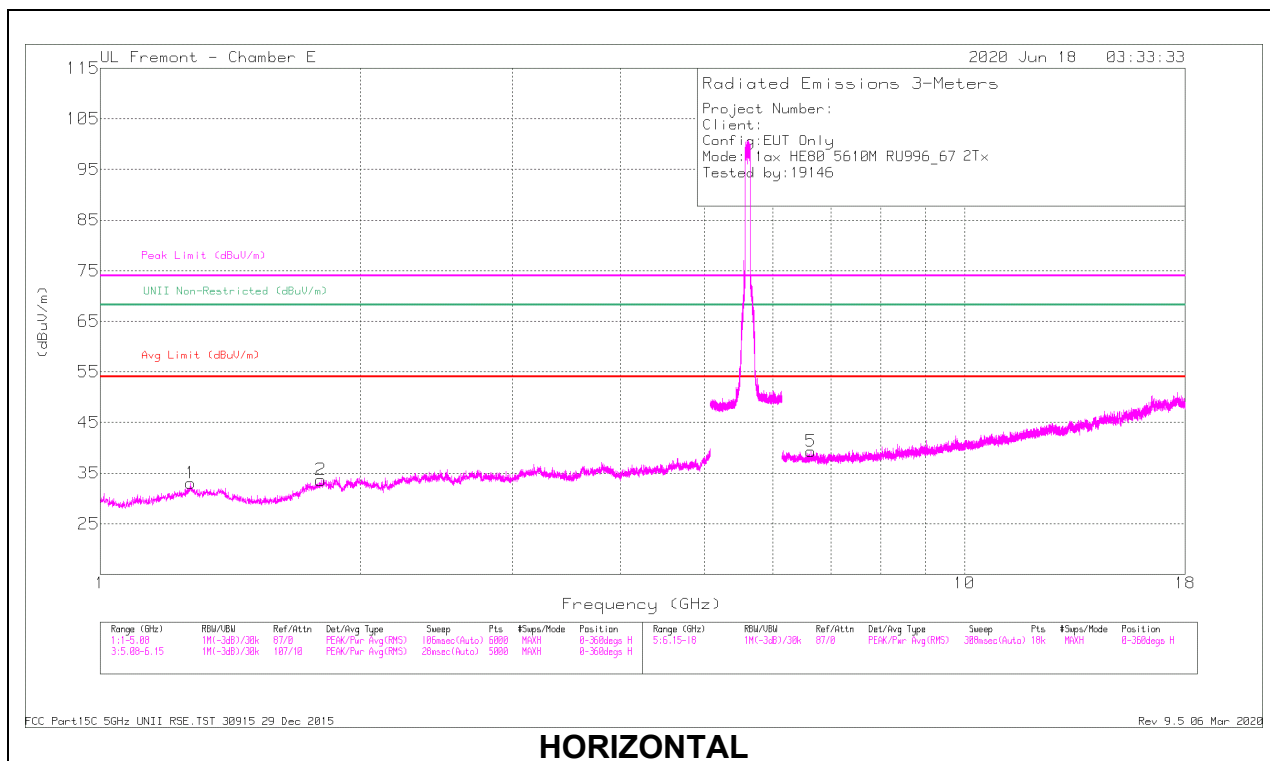
VERTICAL

RADIATED EMISSIONS

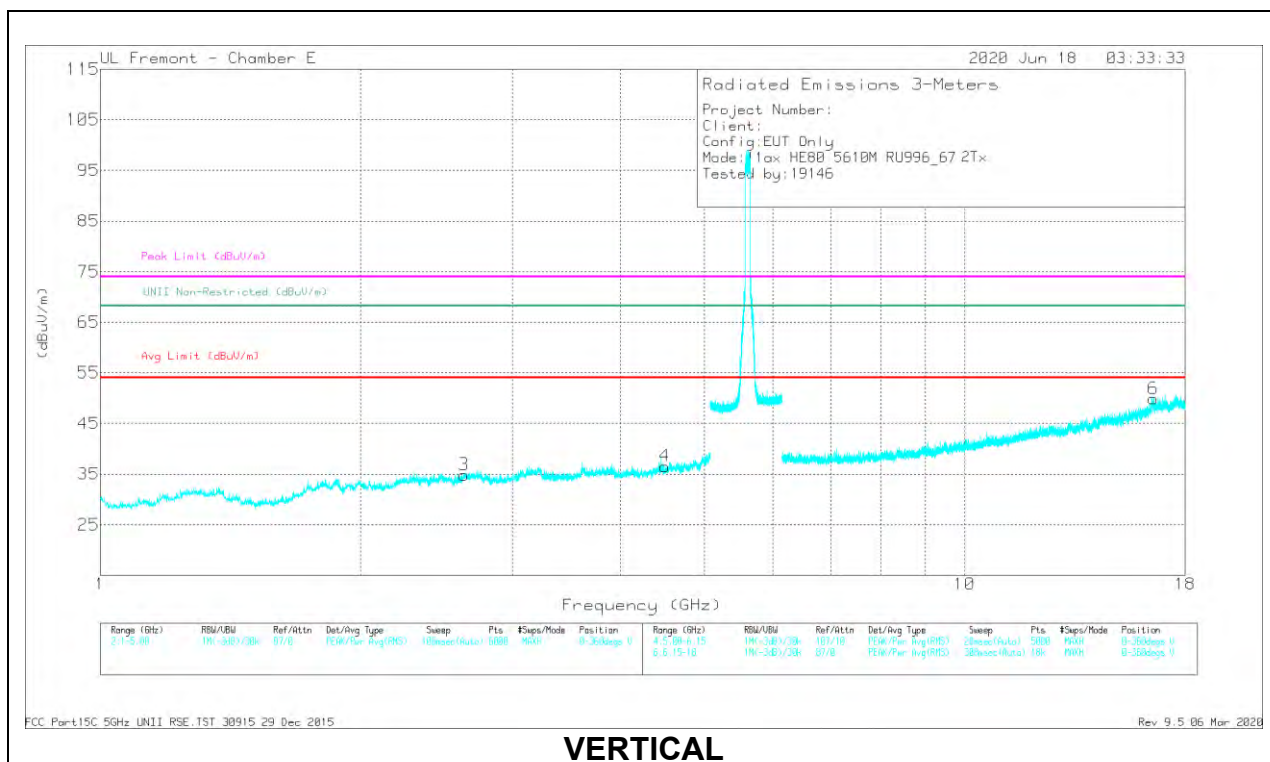
Markers	Frequency (GHz)	Meter Reading (dBuV)	Det	AF T863 (dB/m)	Amp/Cbl/Filtr/Pad (dB)	Corrected Reading (dBuV/m)	Avg Limit (dBuV/m)	Margin (dB)	Peak Limit (dBuV/m)	PK Margin (dB)	UNII Non-Restricted (dBuV/m)	PK Margin (dB)	Azimuth (Degs)	Height (cm)	Polarity
1	* 1.29347	44.69	PK-U	29	-35.1	38.59	-	-	74	-35.41	-	-	0	101	H
	* 1.29058	32.94	ADR	29.1	-35.1	26.94	54	-27.06	-	-	-	-	0	101	H
2	* 1.28842	44.31	PK-U	29.2	-35.1	38.41	-	-	74	-35.59	-	-	0	101	V
	* 1.28933	33.07	ADR	29.2	-35.1	27.17	54	-26.83	-	-	-	-	0	101	V
6	* 11.02411	36.45	PK-U	37.7	-23.6	50.55	-	-	74	-23.45	-	-	0	200	H
	* 11.02665	25.45	ADR	37.7	-23.7	39.45	54	-14.55	-	-	-	-	0	200	H
5	* 10.61422	37.56	PK-U	37.6	-24.4	50.76	-	-	74	-23.24	-	-	0	200	V
	* 10.61629	26.09	ADR	37.6	-24.4	39.29	54	-14.71	-	-	-	-	0	200	V
3	5.32991	44.29	PK-U	34.9	-21	58.19	-	-	-	-	68.2	-10.01	0	101	H
4	5.33669	43.46	PK-U	34.9	-20.9	57.46	-	-	-	-	68.2	-10.74	0	199	V

* - indicates frequency in CFR47 Pt 15 / IC RSS-Restricted Band
 PK-U - U-NII: Maximum Peak
 ADR - U-NII AD primary method, RMS average

HIGH CHANNEL RESULTS



HORIZONTAL



VERTICAL

RADIATED EMISSIONS

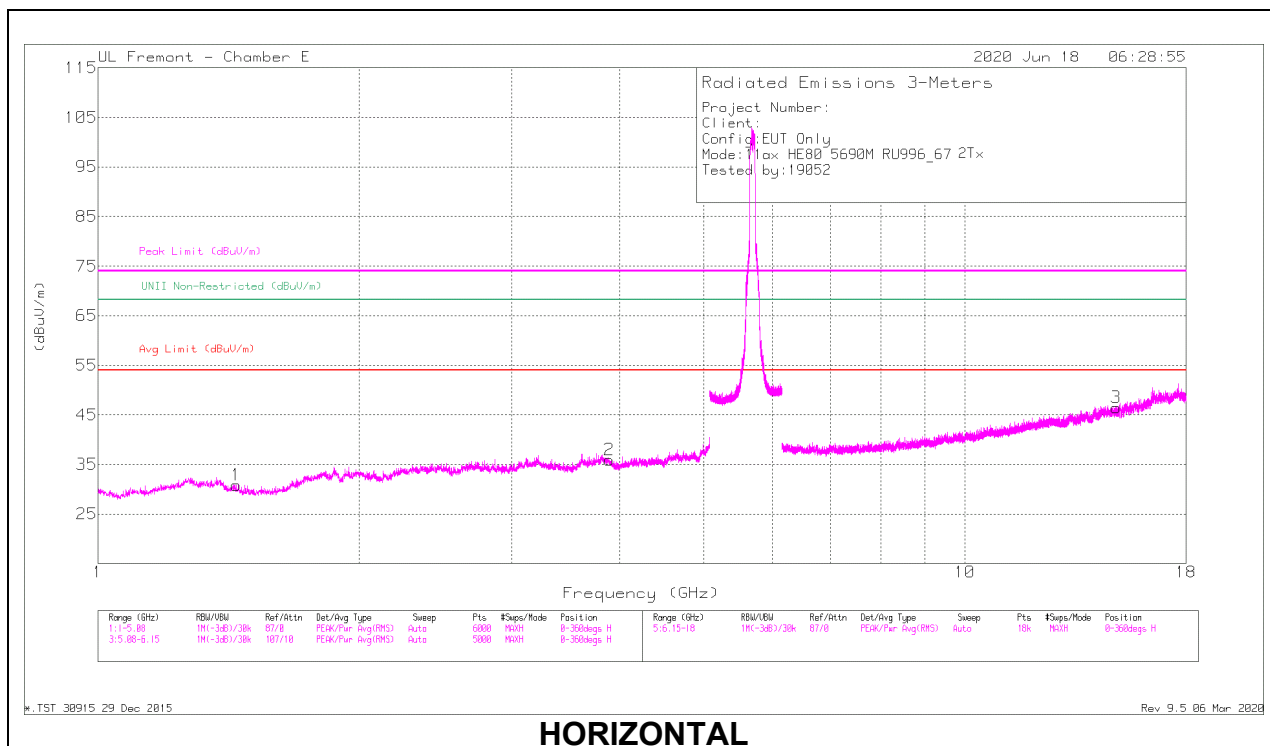
Marker	Frequency (GHz)	Meter Reading (dBuV)	Det	AF T712 (dB/m)	Amp/Cbl/Filtr/Pad (dB)	Corrected Reading (dBuV/m)	Avg Limit (dBuV/m)	Margin (dB)	Peak Limit (dBuV/m)	PK Margin (dB)	UNII Non-Restricted (dBuV/m)	PK Margin (dB)	Azimuth (Degs)	Height (cm)	Polarity
1	* 1.27022	46.14	PK-U	29.6	-34.8	40.94	-	-	74	-33.06	-	-	0	101	H
	* 1.27174	33.55	ADR	29.6	-34.8	28.35	54	-25.65	-	-	-	-	0	101	H
4	* 4.50425	41.5	PK-U	33.9	-31.8	43.6	-	-	74	-30.4	-	-	0	200	V
	* 4.50455	30.25	ADR	33.9	-31.8	32.35	54	-21.65	-	-	-	-	0	200	V
2	1.79955	45.44	PK-U	30.5	-35	40.94	-	-	-	-	68.2	-27.26	0	101	H
3	2.6325	45.66	PK-U	32.6	-35.8	42.46	-	-	-	-	68.2	-25.74	0	101	V
5	6.64149	38.61	PK-U	35.7	-28.7	45.61	-	-	-	-	68.2	-22.59	0	101	H
6	16.53966	35.63	PK-U	41.5	-19.6	57.53	-	-	-	-	68.2	-10.67	0	200	V

* - indicates frequency in CFR47 Pt 15 / IC RSS-Restricted Band

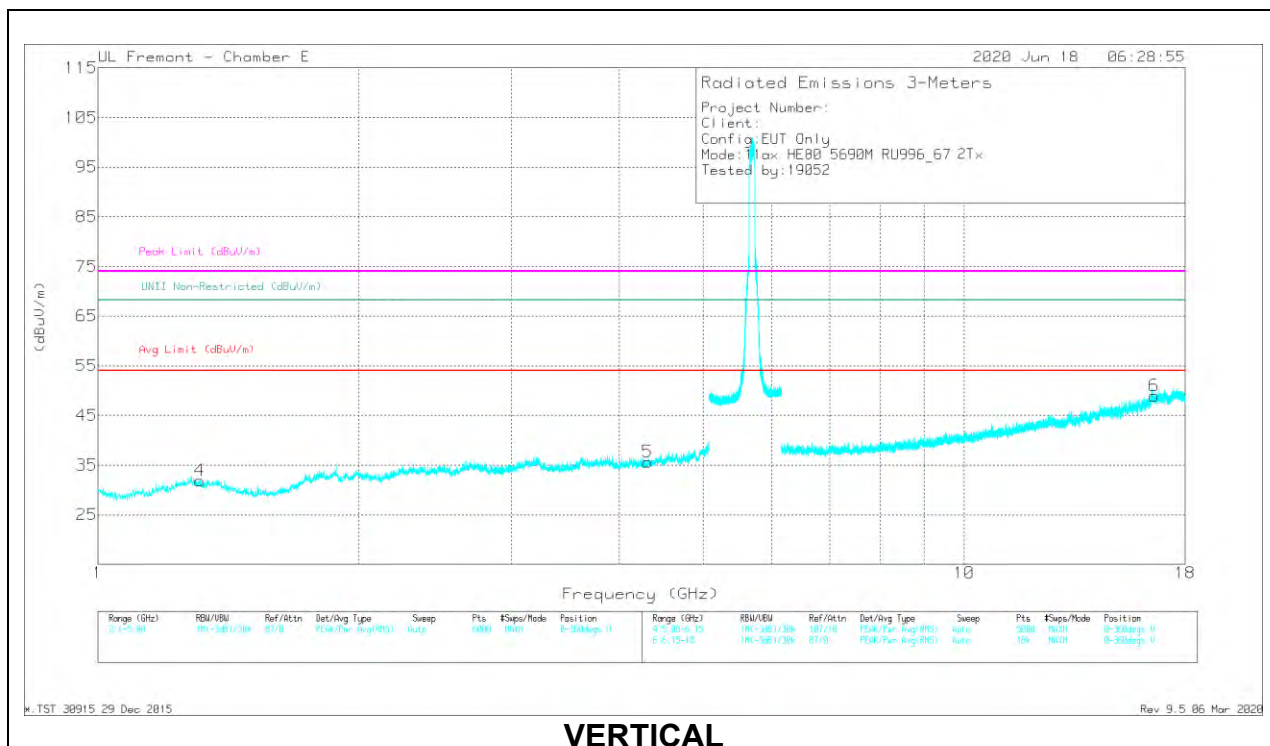
PK-U - U-NII: Maximum Peak

ADR - U-NII AD primary method, RMS average

CHANNEL 138 RESULTS



HORIZONTAL



VERTICAL

RADIATED EMISSIONS

Marker	Frequency (GHz)	Meter Reading (dBuV)	Det	AF T712 (dB/m)	Amp/Cbl/Filtr/Pad (dB)	Corrected Reading (dBuV/m)	Avg Limit (dBuV/m)	Margin (dB)	Peak Limit (dBuV/m)	PK Margin (dB)	UNII Non-Restricted (dBuV/m)	PK Margin (dB)	Azimuth (Degs)	Height (cm)	Polarity
1	* 1.44087	45.62	PK-U	28.6	-35.7	38.52	-	-	74	-35.48	-	-	220	130	H
	* 1.44229	33.23	ADR	28.6	-35.6	26.23	54	-27.77	-	-	-	-	220	130	H
2	* 3.89294	43.36	PK-U	33.7	-33.1	43.96	-	-	74	-30.04	-	-	41	222	H
	* 3.89258	31.07	ADR	33.7	-33.1	31.67	54	-22.33	-	-	-	-	41	222	H
4	* 1.31132	44.6	PK-U	29.4	-35.1	38.9	-	-	74	-35.1	-	-	85	124	V
	* 1.31188	32.77	ADR	29.4	-35.1	27.07	54	-26.93	-	-	-	-	85	124	V
5	* 4.31199	41.86	PK-U	33.7	-32.1	43.46	-	-	74	-30.54	-	-	54	313	V
	* 4.31201	30.08	ADR	33.7	-32.1	31.68	54	-22.32	-	-	-	-	54	313	V
3	14.94583	35.27	PK-U	39.8	-22	53.07	-	-	-	-	68.2	-15.13	320	121	H
6	16.56309	35.71	PK-U	41.6	-20.5	56.81	-	-	-	-	68.2	-11.39	347	283	V

* - indicates frequency in CFR47 Pt 15 / IC RSS-Restricted Band

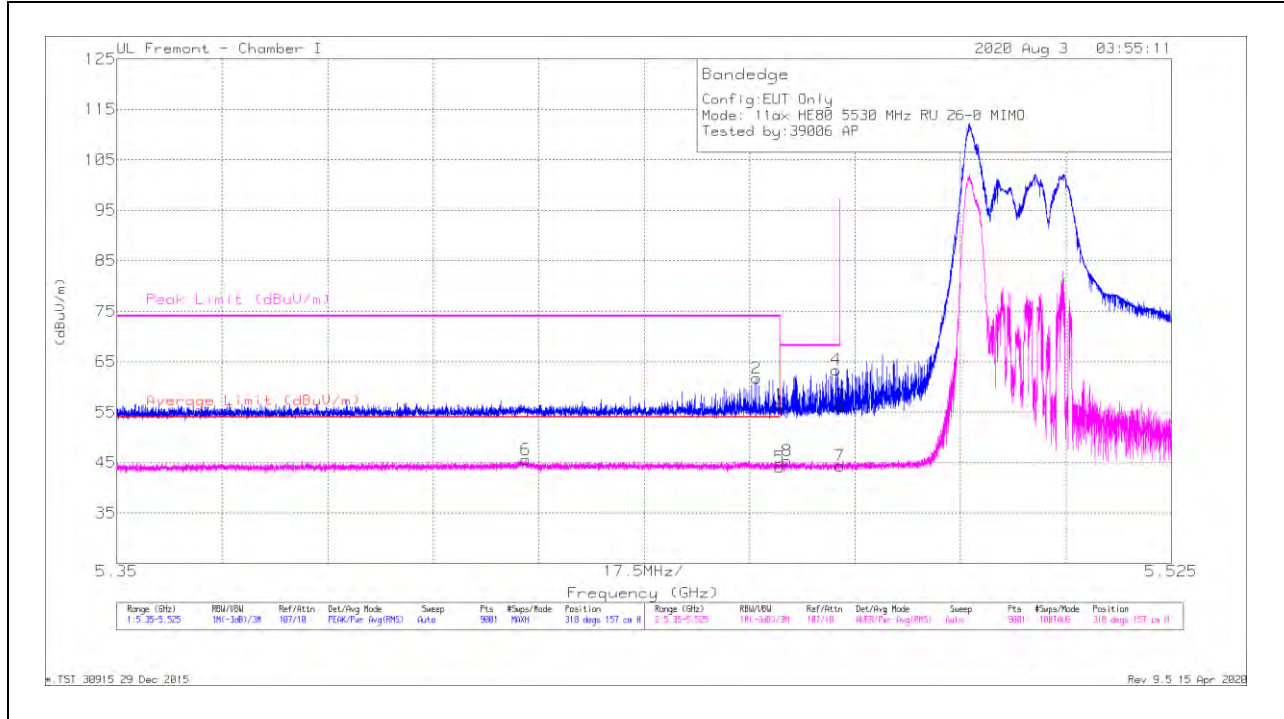
PK-U - U-NII: Maximum Peak

ADR - U-NII AD primary method, RMS average

2TX ANTENNA 6 + ANTENNA 5 OFDMA MODE – 26 Tones, RU Index 0

BANDEDGE (LOW CHANNEL)

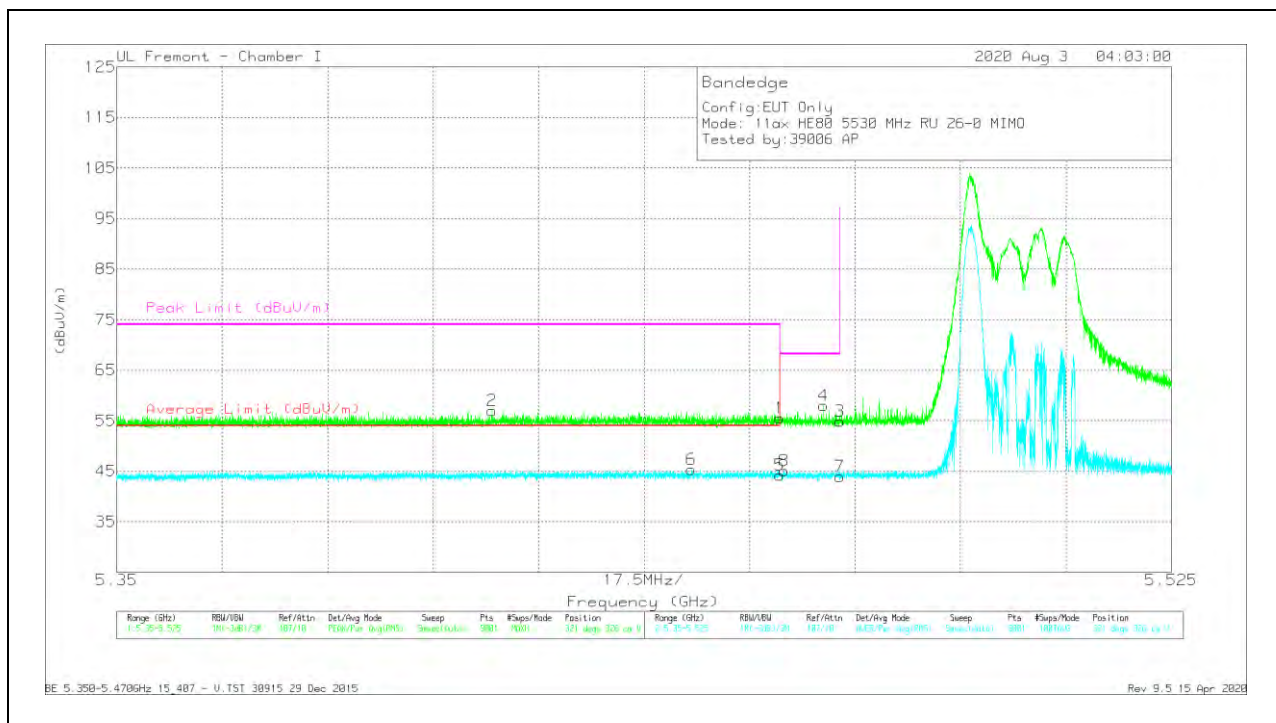
HORIZONTAL RESULT



Marker	Frequency (GHz)	Meter Reading (dBuV)	Det	AF T862 (dB/m)	Amp/Cbl/Fibr/Paid (dB)	Corrected Reading (dBuV/m)	Average Limit (dBuV/m)	Margin (dB)	Peak Limit (dBuV/m)	PK Margin (dB)	Azimuth (Degs)	Height (cm)	Polarity
1	* 5.45999	35.38	Pk	34.9	-13.8	56.48	-	-	74	-17.52	318	157	H
2	* 5.45614	40.57	Pk	34.9	-13.7	61.77	-	-	74	-12.23	318	157	H
3	5.46999	35.16	Pk	34.9	-13.8	56.26	-	-	68.2	-11.94	318	157	H
4	5.46937	42.29	Pk	34.9	-13.8	63.39	-	-	68.2	-4.81	318	157	H
5	* 5.45999	22.98	RMS	34.9	-13.8	44.08	54	-9.92	-	-	318	157	H
6	* 5.4179	24.5	RMS	34.8	-13.7	45.6	54	-8.4	-	-	318	157	H
7	5.46999	23.19	RMS	34.9	-13.8	44.29	-	-	-	-	318	157	H
8	5.46128	24.28	RMS	34.9	-13.8	45.38	-	-	-	-	318	157	H

* - indicates frequency in CFR47 Pt 15 / IC RSS-Restricted Band
 Pk - Peak detector
 RMS - RMS detection

VERTICAL RESULT

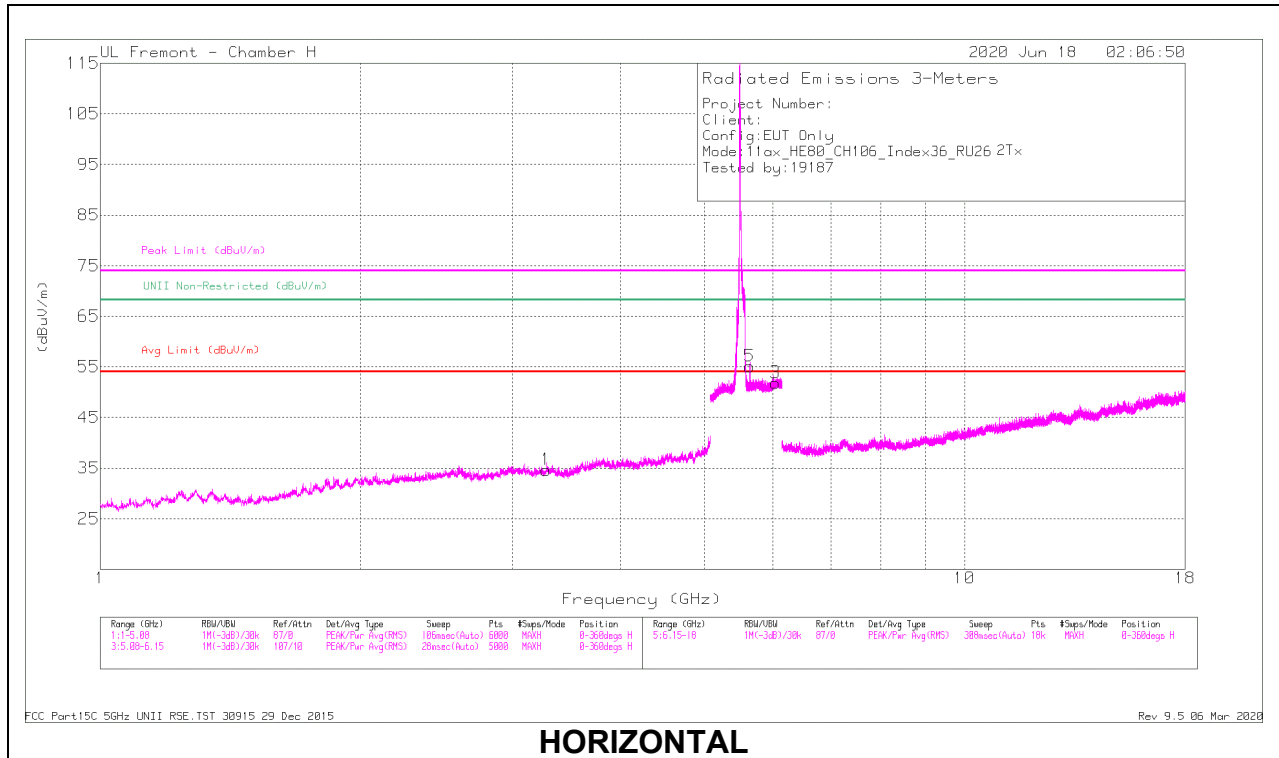


Marker	Frequency (GHz)	Meter Reading (dBuV)	Det	AF T662 (dB/m)	Amp/Cbl/Fitr/Par d (dB)	Corrected Reading (dBuV/m)	Average Limit (dBuV/m)	Margin (dB)	Peak Limit (dBuV/m)	PK Margin (dB)	Azimuth (Degs)	Height (cm)	Polarity
1	* 5.45999	34.38	Pk	34.9	-13.8	55.48	-	-	74	-18.52	321	326	V
2	* 5.41226	36.03	Pk	34.8	-13.8	57.03	-	-	74	-16.97	321	326	V
3	5.46999	33.81	Pk	34.9	-13.8	54.91	-	-	68.2	-13.29	321	326	V
4	5.46729	36.92	Pk	34.9	-13.8	58.02	-	-	68.2	-10.18	321	326	V
5	* 5.45999	23.09	RMS	34.9	-13.8	44.19	54	-9.81	-	-	321	326	V
6	* 5.44539	24.1	RMS	34.9	-13.7	45.3	54	-8.7	-	-	321	326	V
7	5.46999	22.84	RMS	34.9	-13.8	43.94	-	-	-	-	321	326	V
8	5.46069	23.99	RMS	34.9	-13.8	45.09	-	-	-	-	321	326	V

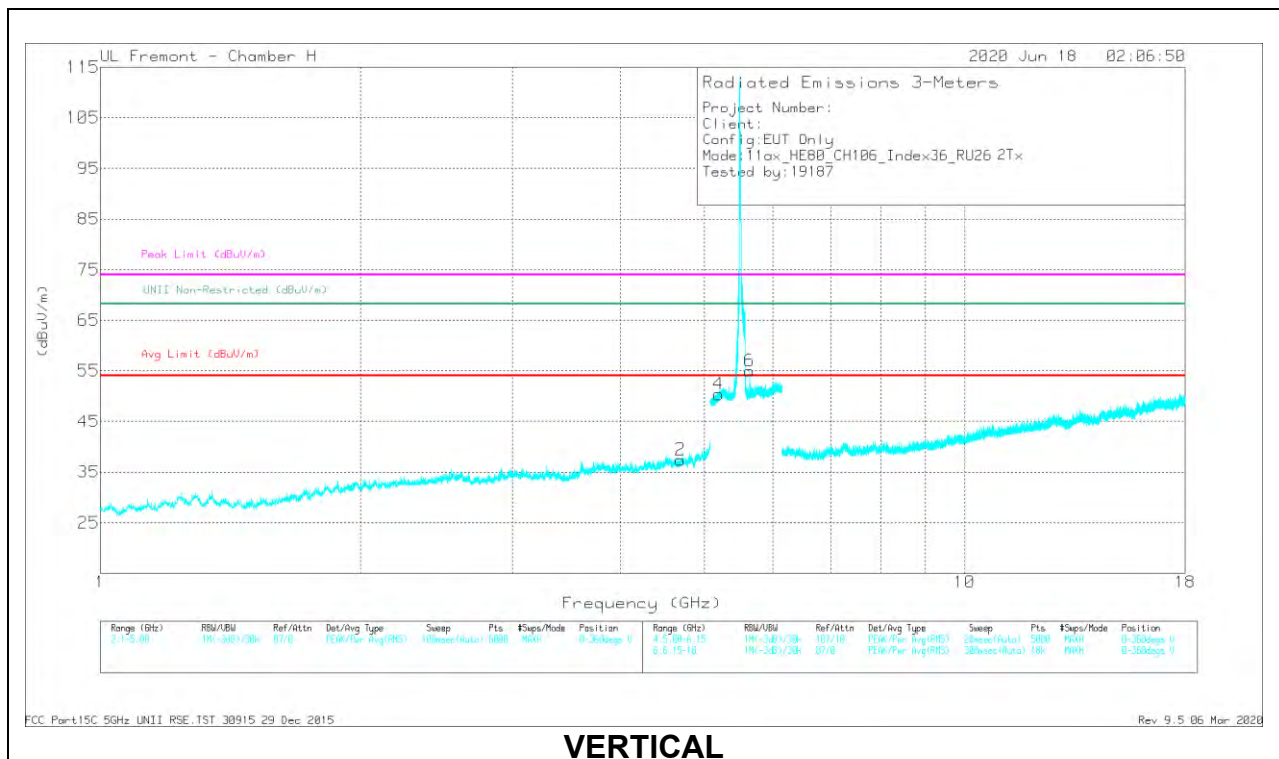
* - indicates frequency in CFR47 Pt 15 / IC RSS-Restricted Band
 Pk - Peak detector
 RMS - RMS detection

HARMONICS AND SPURIOUS EMISSIONS

LOW CHANNEL RESULTS



HORIZONTAL



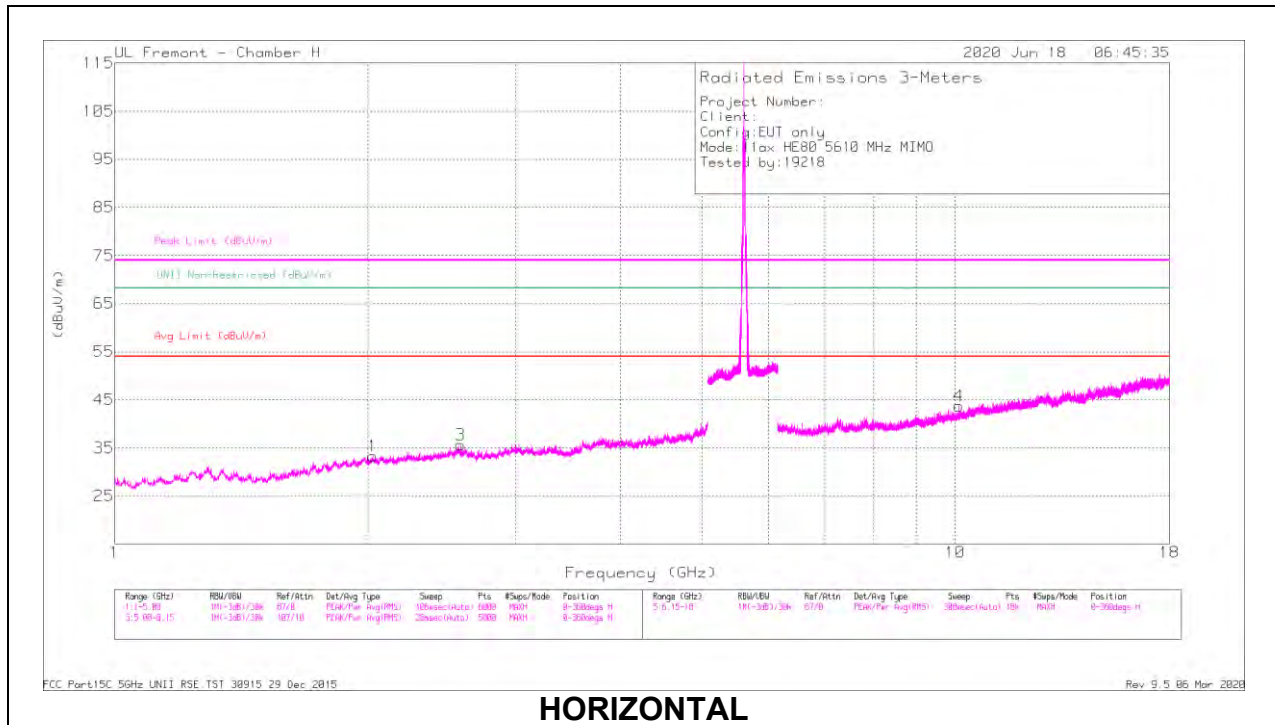
VERTICAL

RADIATED EMISSIONS

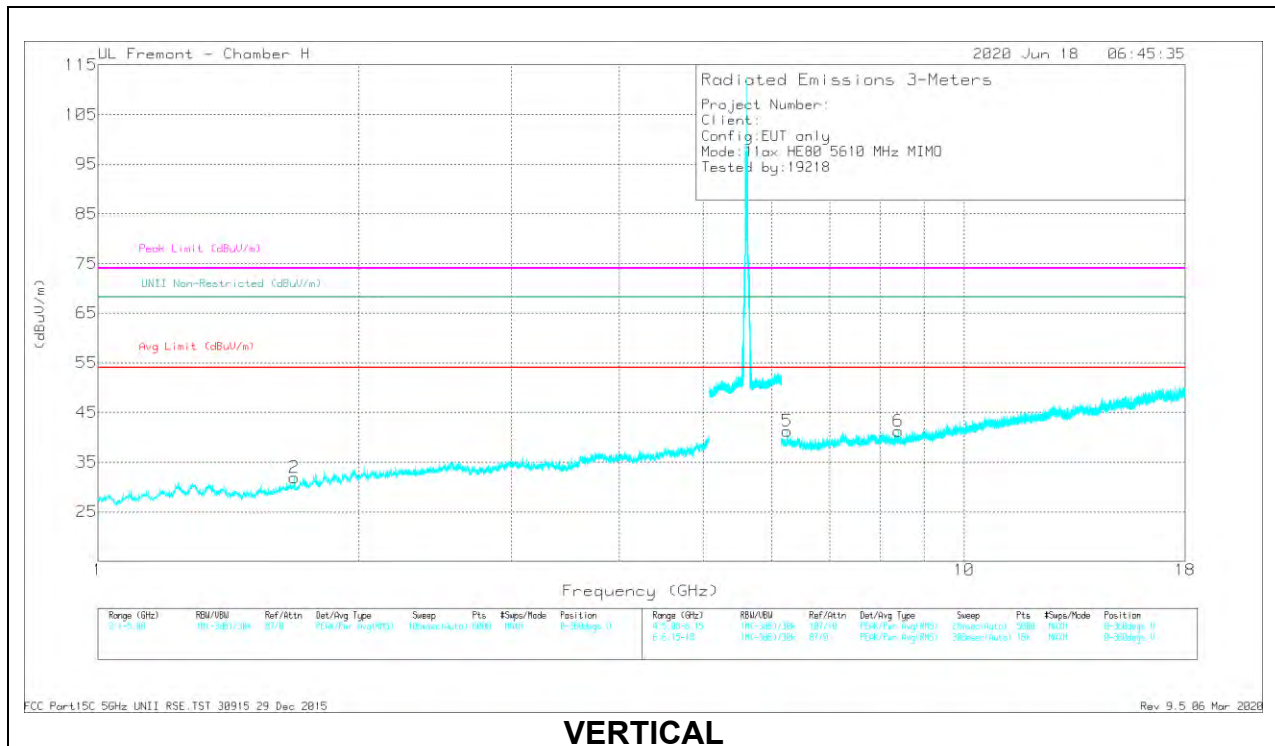
Markers	Frequency (GHz)	Meter Reading (dBuV)	Det	AF T863 (dB/m)	Amp/Cbl/Fitr/Pad (dB)	Corrected Reading (dBuV/m)	Avg Limit (dBuV/m)	Margin (dB)	Peak Limit (dBuV/m)	PK Margin (dB)	UNII Non-Restricted (dBuV/m)	PK Margin (dB)	Azimuth (Degs)	Height (cm)	Polarity
2	* 4.69125	42.46	PK-U	34.2	-31.2	45.46	-	-	74	-28.54	-	-	208	245	V
	* 4.69441	30.34	ADR	34.3	-31.1	33.54	54	-20.46	-	-	-	-	208	245	V
1	3.27966	42.04	PK-U	32.9	-32.4	42.54	-	-	-	-	68.2	-25.66	274	206	H
4	5.19159	45.1	PK-U	34.5	-21.3	58.3	-	-	-	-	68.2	-9.9	65	126	V
6	5.64202	44.07	PK-U	35.2	-21.1	58.17	-	-	-	-	68.2	-10.03	213	119	V
5	5.64409	43.98	PK-U	35.2	-21.1	58.08	-	-	-	-	68.2	-10.12	213	119	V
3	6.04242	44.53	PK-U	35.4	-20.3	59.63	-	-	-	-	68.2	-8.57	201	244	H

* - indicates frequency in CFR47 Pt 15 / IC RSS-Restricted Band
 PK-U - U-NII: Maximum Peak
 ADR - U-NII AD primary method, RMS average

HIGH CHANNEL RESULTS



HORIZONTAL



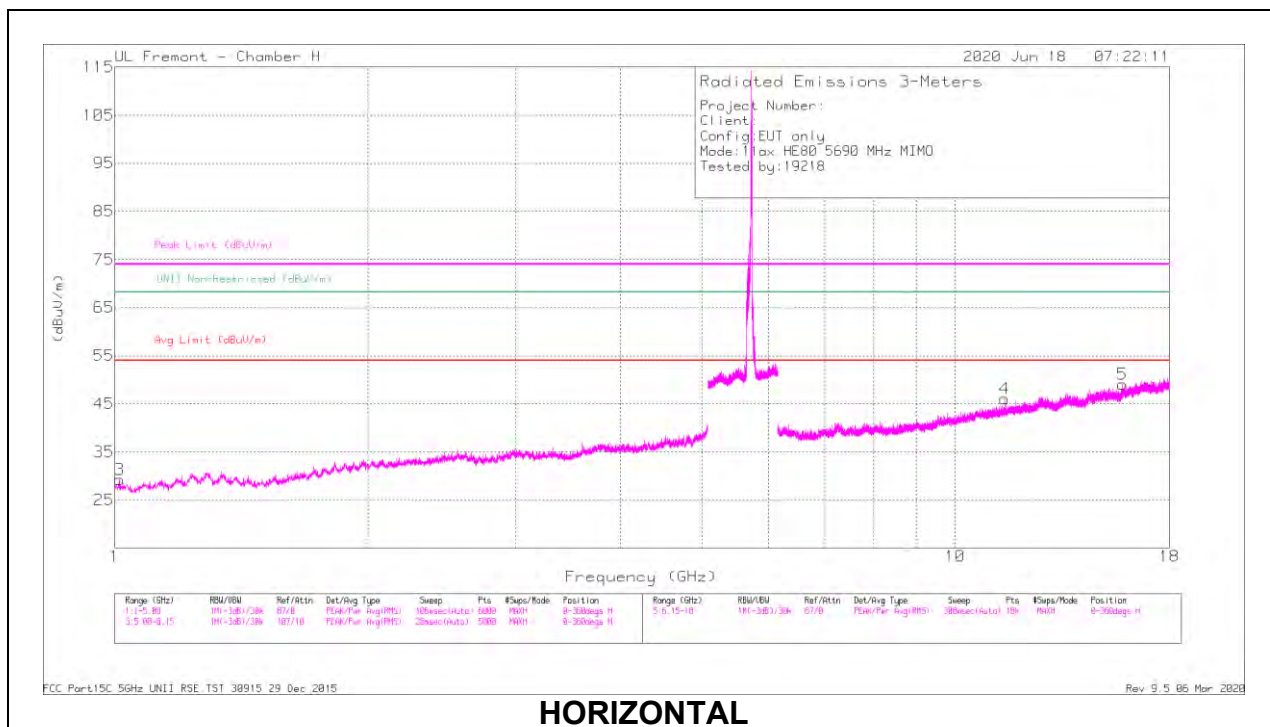
VERTICAL

RADIATED EMISSIONS

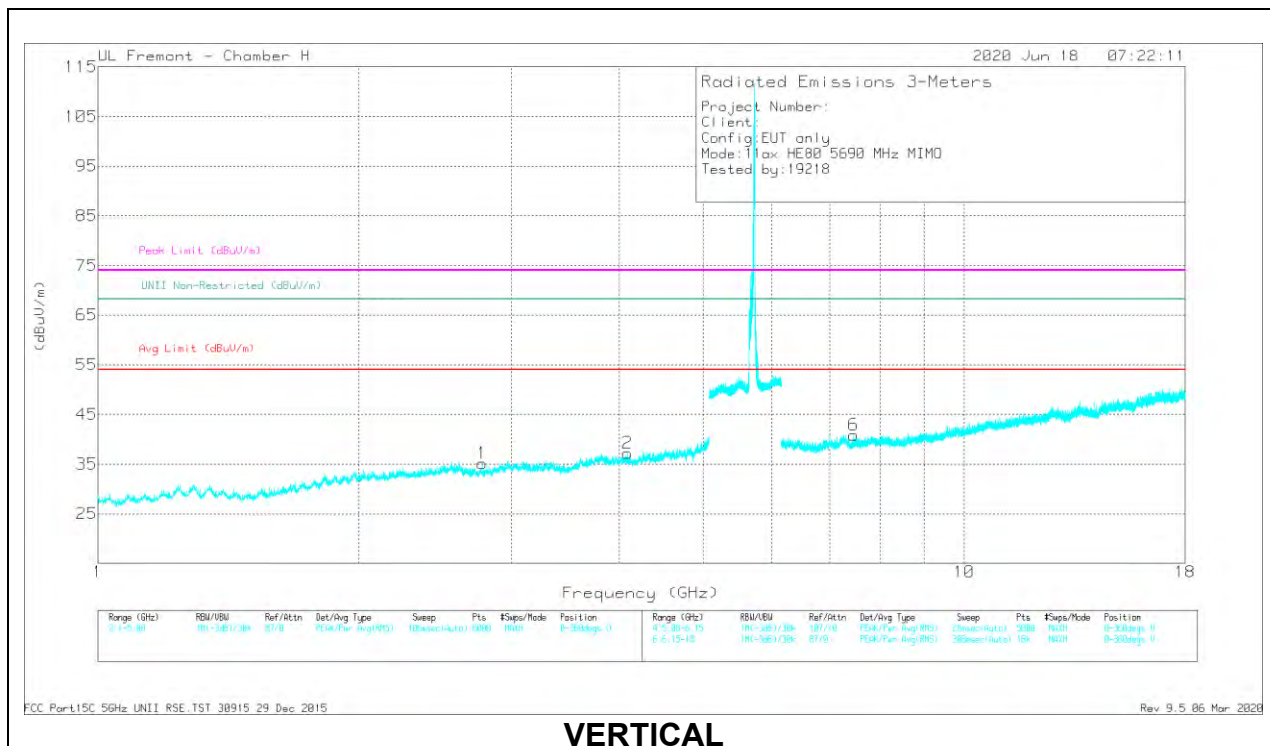
Markers	Frequency (GHz)	Meter Reading (dBuV)	Det	AF T863 (dB/m)	Amp/Cbl/Filtr/Pad (dB)	Corrected Reading (dBuV/m)	Avg Limit (dBuV/m)	Margin (dB)	Peak Limit (dBuV/m)	PK Margin (dB)	UNII Non-Restricted (dBuV/m)	PK Margin (dB)	Azimuth (Degs)	Height (cm)	Polarity
1	* 1.6879	43.45	PK-U	29	-34.2	38.25	-	-	74	-35.75	-	-	94	158	V
	* 1.68557	31.76	ADR	29.1	-34.2	26.66	54	-27.34	-	-	-	-	94	158	V
6	* 8.39441	37.66	PK-U	35.9	-26.7	46.86	-	-	74	-27.14	-	-	98	222	V
	* 8.39589	27.17	ADR	36	-26.7	36.47	54	-17.53	-	-	-	-	98	222	V
1	2.02893	43.94	PK-U	31.6	-34.3	41.24	-	-	-	-	68.2	-26.96	39	145	H
3	2.58342	42.34	PK-U	32.5	-32.3	42.54	-	-	-	-	68.2	-25.66	51	130	H
5	6.24567	40.23	PK-U	35.7	-28.6	47.33	-	-	-	-	68.2	-20.87	131	210	V
4	10.10397	37.34	PK-U	37	-24.8	49.54	-	-	-	-	68.2	-18.66	58	128	H

* - indicates frequency in CFR47 Pt 15 / IC RSS-Restricted Band
 PK-U - U-NII: Maximum Peak
 ADR - U-NII AD primary method, RMS average

CHANNEL 138 RESULTS



HORIZONTAL



VERTICAL

RADIATED EMISSIONS

Marker	Frequency (GHz)	Meter Reading (dBuV)	Det	AF T863 (dB/m)	Amp/Cbl/Filtr/Pad (dB)	Corrected Reading (dBuV/m)	Avg Limit (dBuV/m)	Margin (dB)	Peak Limit (dBuV/m)	PK Margin (dB)	Azimuth (Degs)	Height (cm)	Polarity
3	* 1.01389	44.13	PK-U	27.5	-35.9	35.73	-	-	74	-38.27	54	121	H
	* 1.01621	32.72	ADR	27.4	-35.9	24.22	54	-29.78	-	-	54	121	H
1	* 2.77537	42.8	PK-U	32.2	-33.7	41.3	-	-	74	-32.7	112	162	V
	* 2.77606	31.51	ADR	32.3	-33.7	30.11	54	-23.89	-	-	112	162	V
2	* 4.08391	42.35	PK-U	33.6	-32	43.95	-	-	74	-30.05	161	181	V
	* 4.08417	31.18	ADR	33.6	-32	32.78	54	-21.22	-	-	161	181	V
4	* 11.45596	37.38	PK-U	38.2	-23.8	51.78	-	-	74	-22.22	245	208	H
	* 11.45621	26.72	ADR	38.2	-23.8	41.12	54	-12.88	-	-	245	208	H
5	* 15.83373	36.73	PK-U	41.1	-22.5	55.33	-	-	74	-18.67	290	235	H
	* 15.83084	25.52	ADR	41.1	-22.6	44.02	54	-9.98	-	-	290	235	H
6	* 7.46301	39.21	PK-U	36.1	-28.1	47.21	-	-	74	-26.79	346	216	V
	* 7.46177	28.04	ADR	36.1	-28.1	36.04	54	-17.96	-	-	346	216	V

* - indicates frequency in CFR47 Pt 15 / IC RSS-Restricted Band

PK-U - U-NII: Maximum Peak

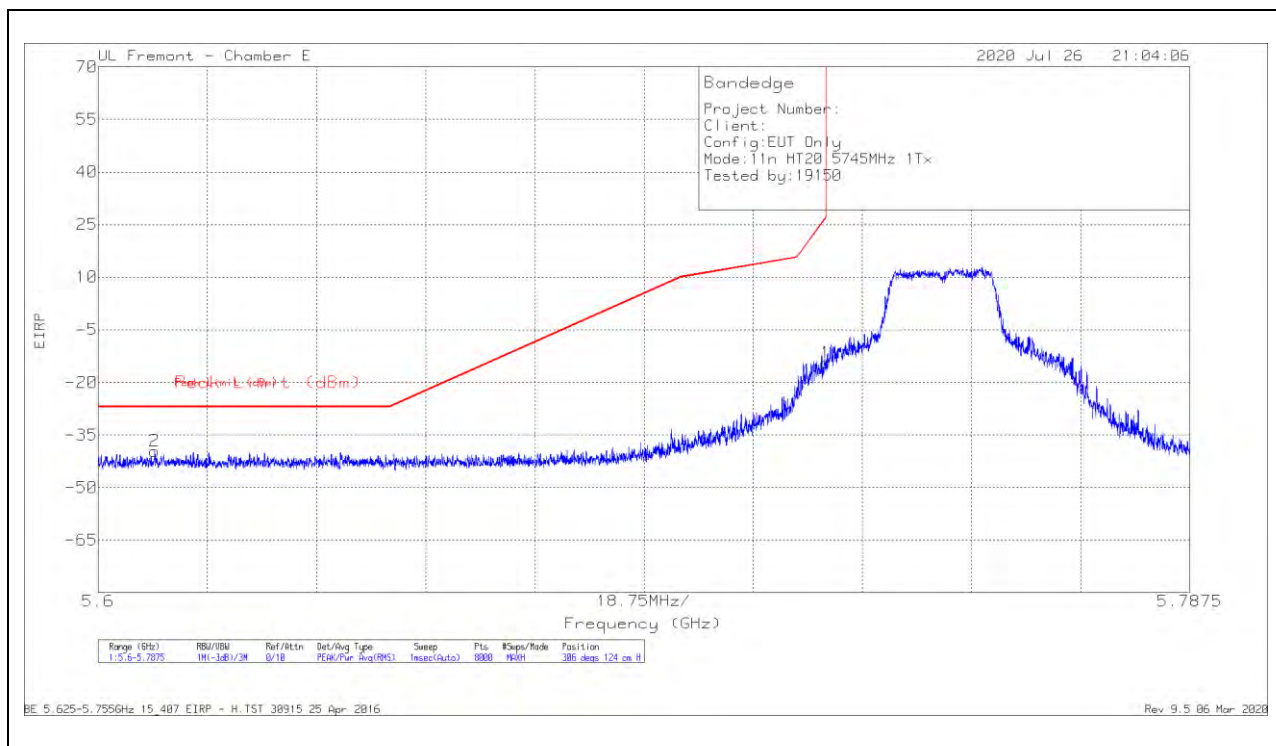
ADR - U-NII AD primary method, RMS average

6.1.19. TX ABOVE 1 GHz 802.11n HT20 MODE IN THE 5.8 GHz BAND

1TX ANTENNA 6

BANDEDGE (LOW CHANNEL)

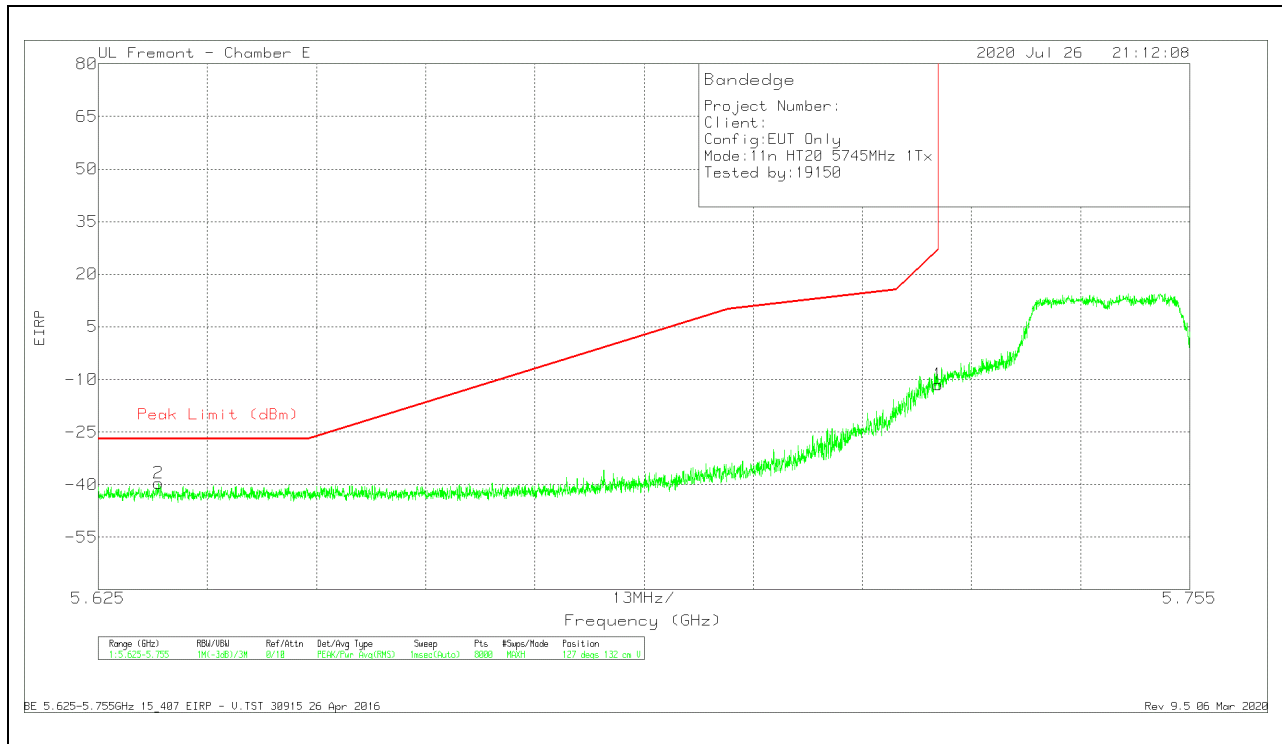
HORIZONTAL RESULT



Marker	Frequency (GHz)	Meter Reading (dBm)	Det	AF T712 (dBm)	Amp/Cbl/Filtr/Par d (dB)	Conversion Factor (dB)	DC Corr (dB)	Corrected Reading EIRP	Peak Limit (dBm)	PK Margin (dB)	Azimuth (Degs)	Height (cm)	Polarity
2	5.6097	-64.39	Pk	34.7	-21.7	11.8	0	-39.59	-27	-12.59	306	124	H
1	5.72498	-39.71	Pk	34.7	-21.2	11.8	0	-14.41	26.96	-41.37	306	124	H

Pk - Peak detector

VERTICAL RESULT

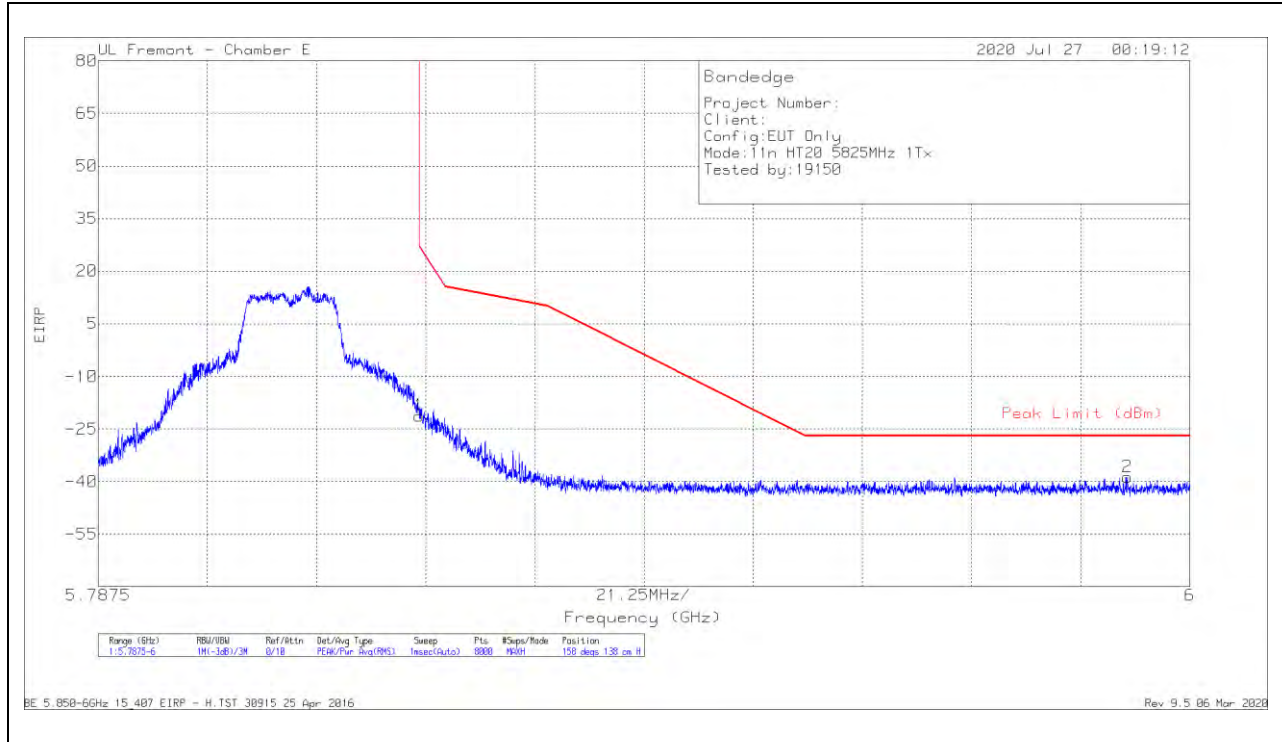


Marker	Frequency (GHz)	Meter Reading (dBm)	Det	AF T712 (dB/m)	Amp/Cbl/Filtr/Par d (dB)	Conversion Factor (dB)	Corrected Reading EIRP	Peak Limit (dBm)	PK Margin (dB)	Azimuth (Degs)	Height (cm)	Polarity
2	5.6322	-64.45	PK	34.7	-21.7	11.8	-39.65	-27	-12.65	127	132	V
1	5.725	-36.76	PK	34.7	-21.2	11.8	-11.46	27	-38.46	127	132	V

Pk - Peak detector

BANDEDGE (HIGH CHANNEL)

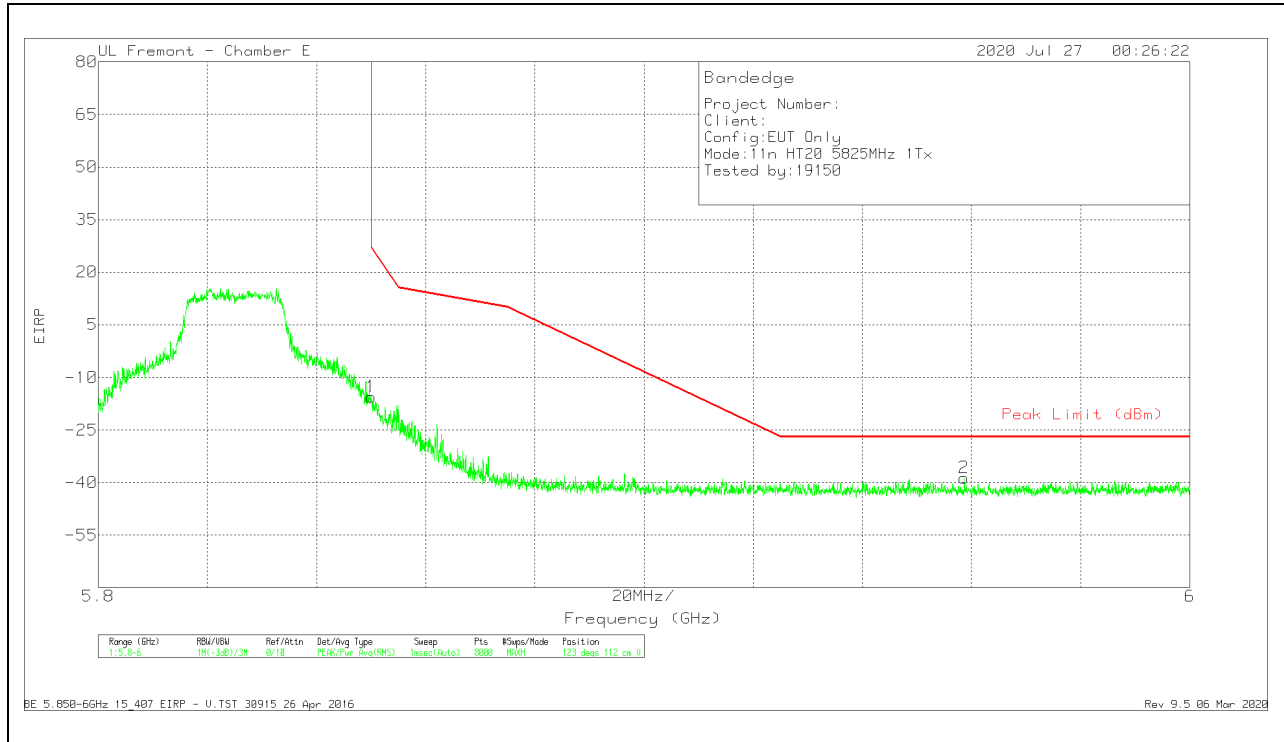
HORIZONTAL RESULT



Marker	Frequency (GHz)	Meter Reading (dBm)	Det	AFT712 (dB/m)	Amp/Cbl/Filtr/Parad (dB)	Conversion Factor (dB)	DC Corr (dB)	Corrected Reading EIRP	Peak Limit (dBm)	PK Margin (dB)	Azimuth (Degs)	Height (cm)	Polarity
1	5.85001	-47.19	Pk	34.9	-20.7	11.8	0	-21.19	26.98	-48.17	158	138	H
2	5.98786	-64.87	Pk	35.1	-20.7	11.8	0	-38.67	-27	-11.67	158	138	H

Pk - Peak detector

VERTICAL RESULT



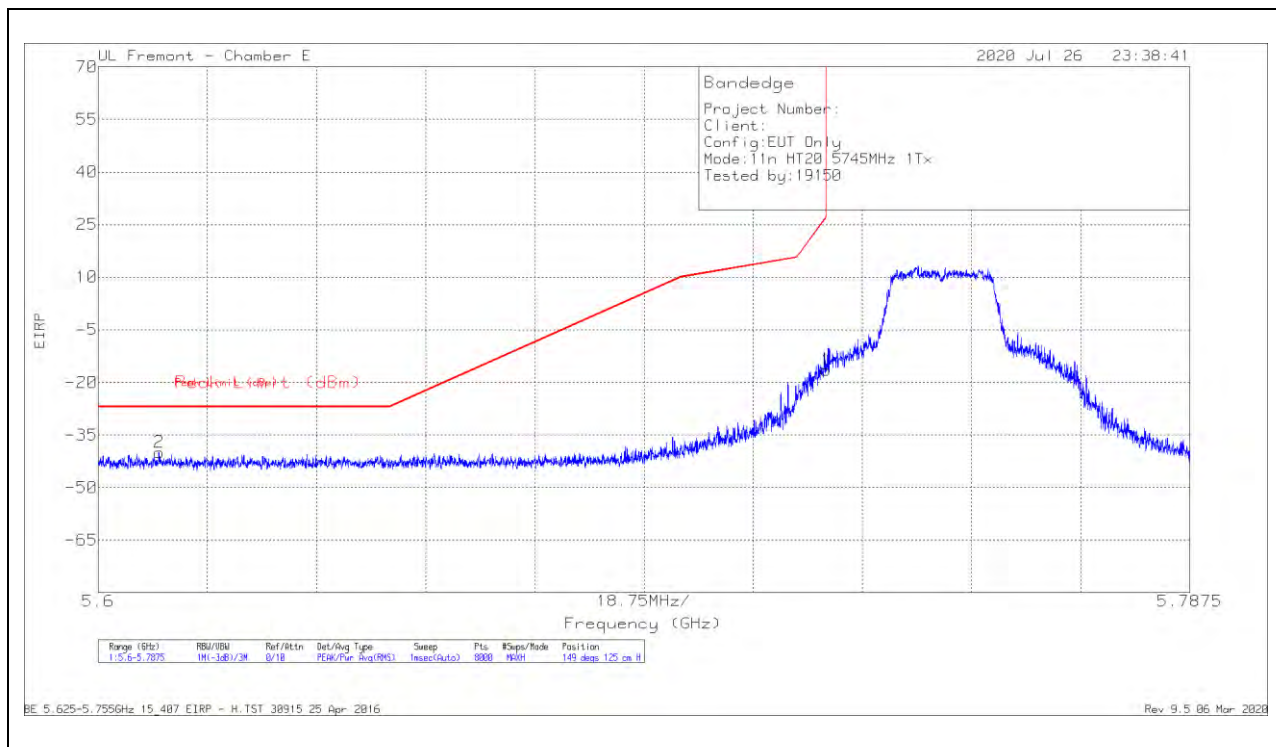
Marker	Frequency (GHz)	Meter Reading (dBm)	Det	AF T712 (dB/m)	Amp/Cbl/Filtr/Pa d (dB)	Conversion Factor (dB)	DC Corr (dB)	Corrected Reading EIRP	Peak Limit (dBm)	PK Margin (dB)	Azimuth (Degs)	Height (cm)	Polarity
1	5.85001	-41.56	Pk	34.9	-20.7	11.8	0	-15.56	26.99	-42.55	123	112	V
2	5.95867	-64.62	Pk	35.1	-20.9	11.8	0	-38.62	-27	-11.62	123	112	V

Pk - Peak detector

1TX ANTENNA 5

BANDEDGE (LOW CHANNEL)

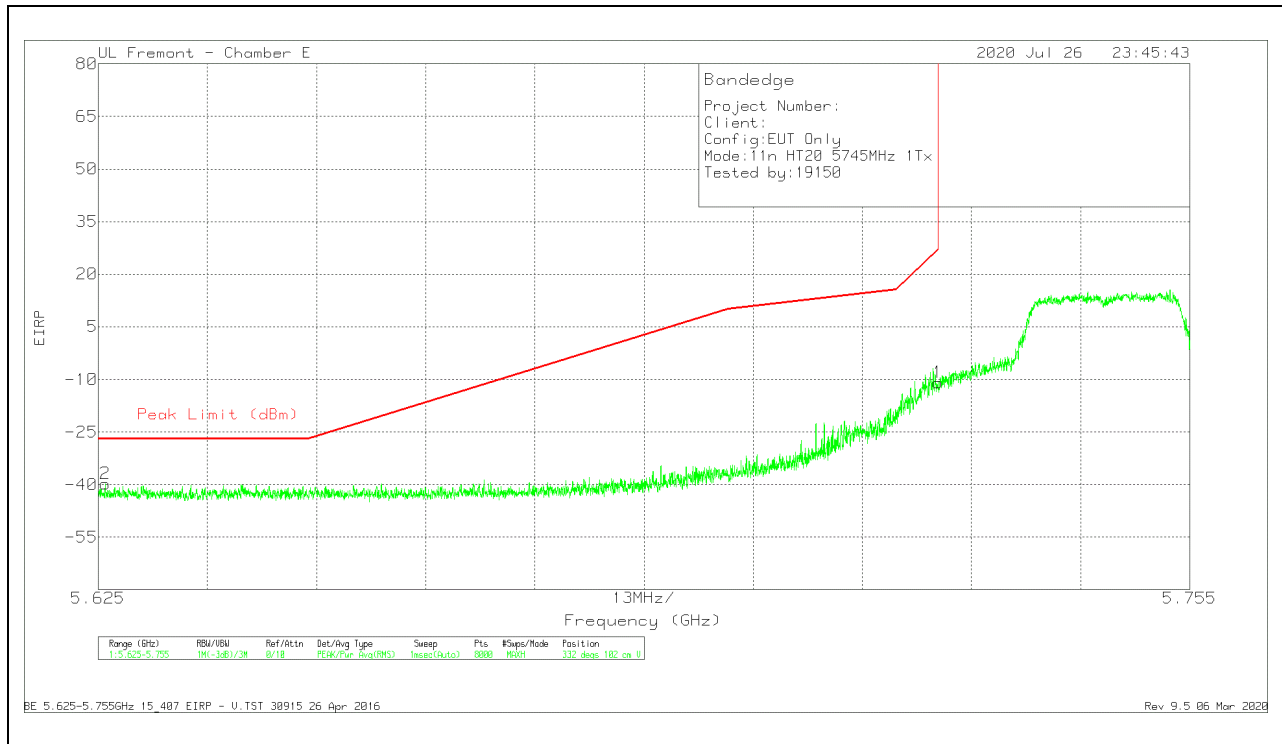
HORIZONTAL RESULT



Marker	Frequency (GHz)	Meter Reading (dBm)	Det	AF T712 (dB/m)	Amp/Cbl/Filtr/Parad (dB)	Conversion Factor (dB)	DC Corr (dB)	Corrected Reading EIRP	Peak Limit (dBm)	PK Margin (dB)	Azimuth (Degs)	Height (cm)	Polarity
2	5.61041	-64.85	Pk	34.7	-21.7	11.8	0	-40.05	-27	-13.05	149	125	H
1	5.72498	-41.76	Pk	34.7	-21.2	11.8	0	-16.46	26.96	-43.42	149	125	H

Pk - Peak detector

VERTICAL RESULT

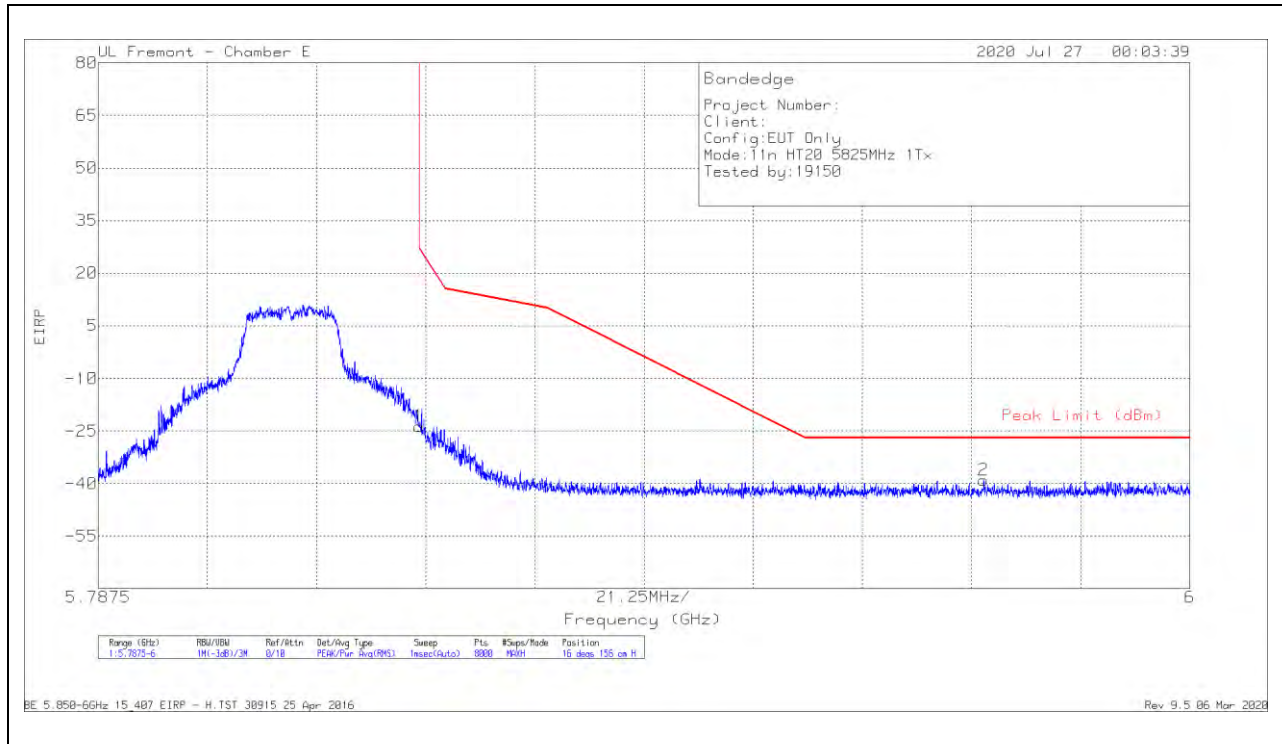


Marker	Frequency (GHz)	Meter Reading (dBm)	Det	AF T712 (dB/m)	Amp/Cbl/Filtr/Par d (dB)	Conversion Factor (dB)	DC Corr (dB)	Corrected Reading EIRP	Peak Limit (dBm)	PK Margin (dB)	Azimuth (Degs)	Height (cm)	Polarity
2	5.62583	-64.68	Pk	34.8	-21.7	11.8	0	-39.78	-27	-12.78	332	102	V
1	5.725	-36.28	Pk	34.7	-21.2	11.8	0	-10.98	27	-37.98	332	102	V

Pk - Peak detector

BANDEDGE (HIGH CHANNEL)

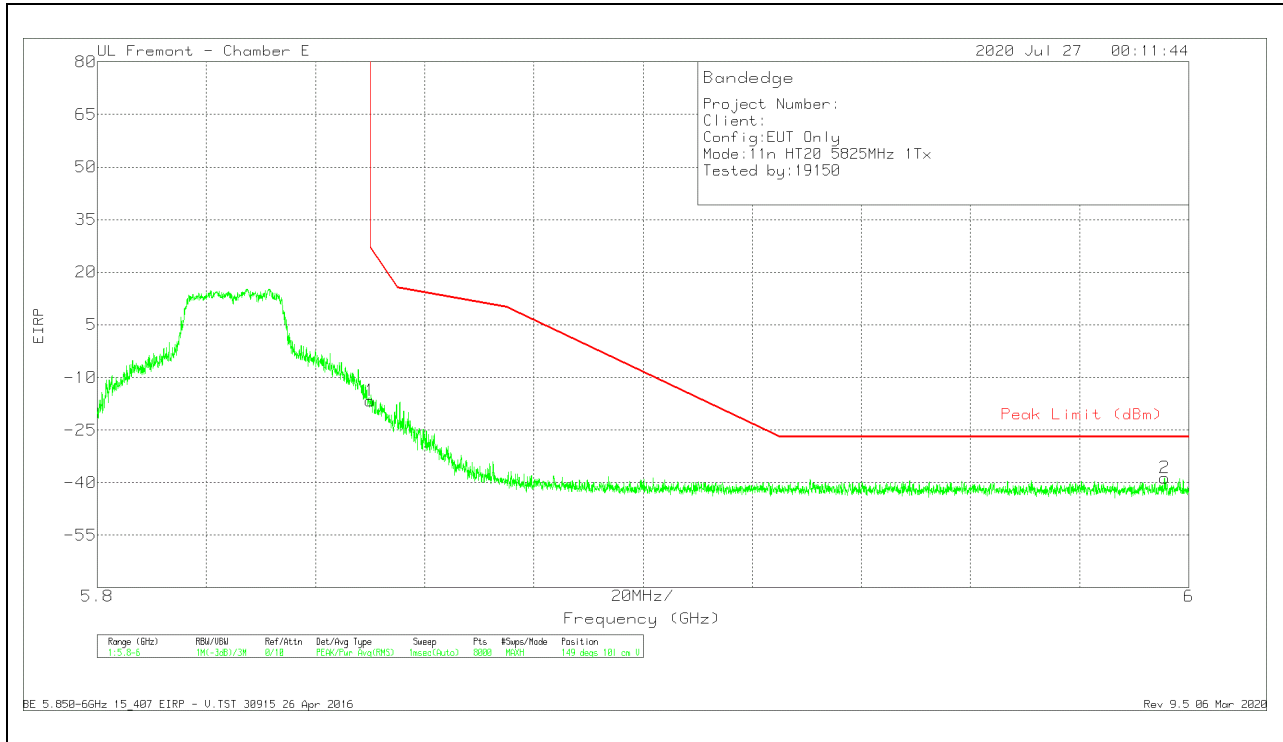
HORIZONTAL RESULT



Marker	Frequency (GHz)	Meter Reading (dBm)	Det	AF T712 (dB/m)	Amp/Cbl/Filtr/Par d (dB)	Conversion Factor (dB)	DC Corr (dB)	Corrected Reading EIRP	Peak Limit (dBm)	PK Margin (dB)	Azimuth (Degs)	Height (cm)	Polarity
1	5.85001	-49.75	Pk	34.9	-20.7	11.8	0	-23.75	26.98	-50.73	16	156	H
2	5.95986	-64.96	Pk	35.1	-20.9	11.8	0	-38.96	-27	-11.96	16	156	H

Pk - Peak detector

VERTICAL RESULT



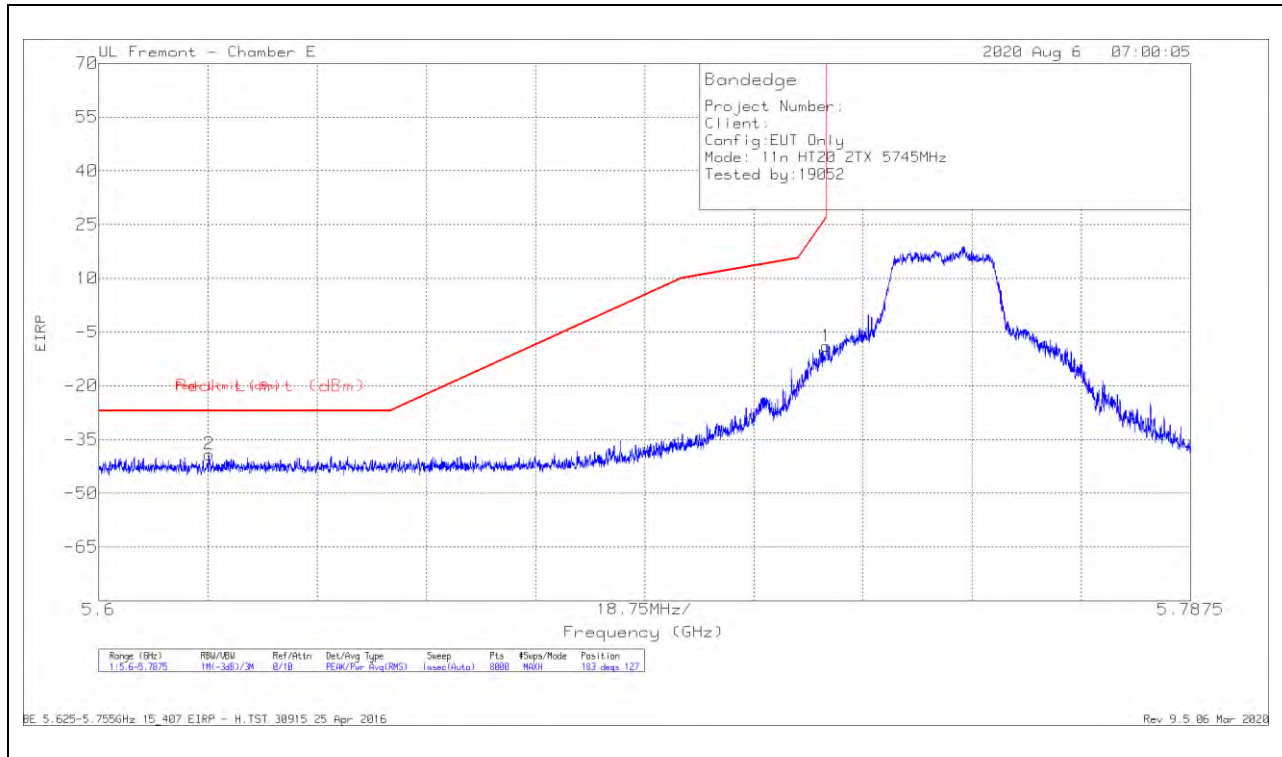
Marker	Frequency (GHz)	Meter Reading (dBm)	Det	AF T712 (dB/m)	Amp/Cbl/Filtr/PA d (dB)	Conversion Factor (dB)	DC Corr (dB)	Corrected Reading EIRP	Peak Limit (dBm)	PK Margin (dB)	Azimuth (Degs)	Height (cm)	Polarity
1	5.85001	-42.62	Pk	34.9	-20.7	11.8	0	-16.62	26.99	-43.61	149	101	V
2	5.99555	-65.07	Pk	35.2	-20.6	11.8	0	-38.67	-27	-11.67	149	101	V

Pk - Peak detector

2TX ANTENNA 6 + ANTENNA 5 CDD MODE

BANDEDGE (LOW CHANNEL)

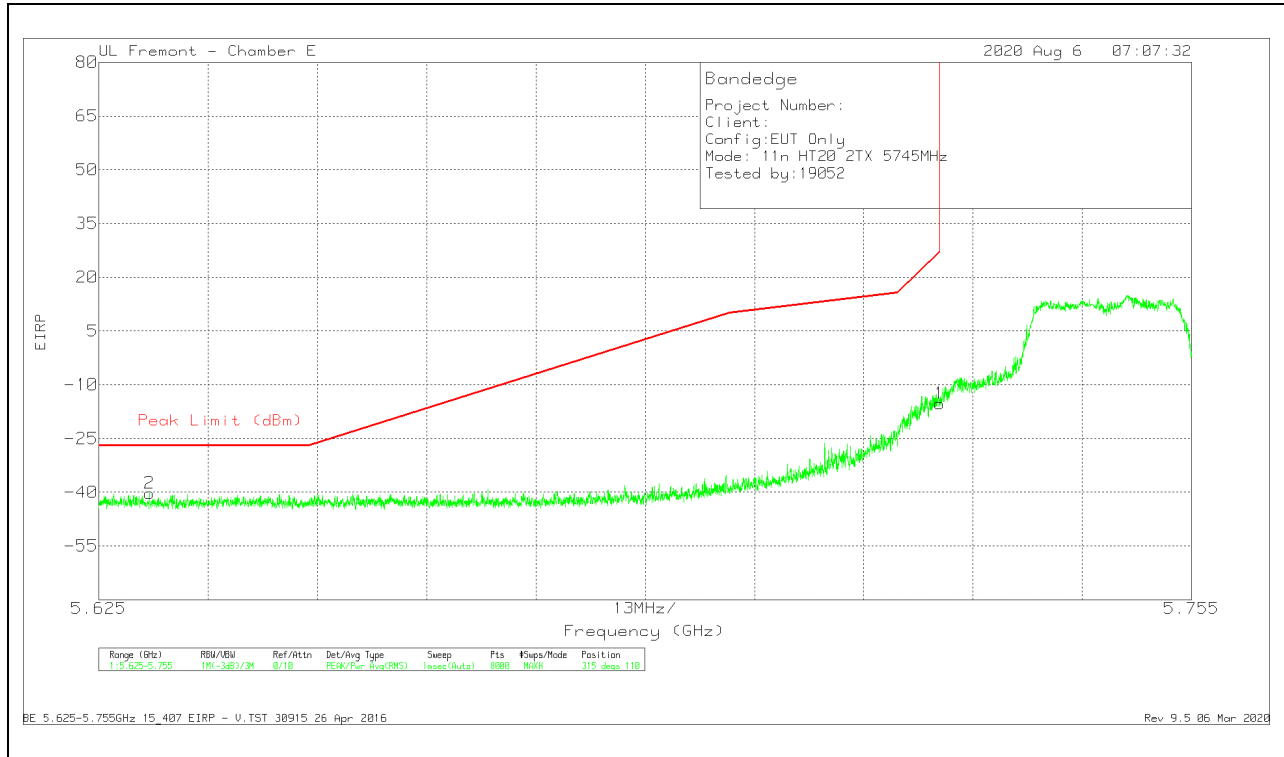
HORIZONTAL RESULT



Marker	Frequency (GHz)	Meter Reading (dBm)	Det	AF T712 (dB/m)	Amp/Cbl/Filtr/Parad (dB)	Conversion Factor (dB)	DC Corr (dB)	Corrected Reading EIRP	Peak Limit (dBm)	PK Margin (dB)	Azimuth (Degs)	Height (cm)	Polarity
2	5.61894	-63.83	Pk	34.6	-21.7	11.8	0	-39.13	-27	-12.13	183	127	H
1	5.72498	-34.26	Pk	34.7	-21.2	11.8	0	-8.96	26.96	-35.92	183	127	H

Pk - Peak detector

VERTICAL RESULT

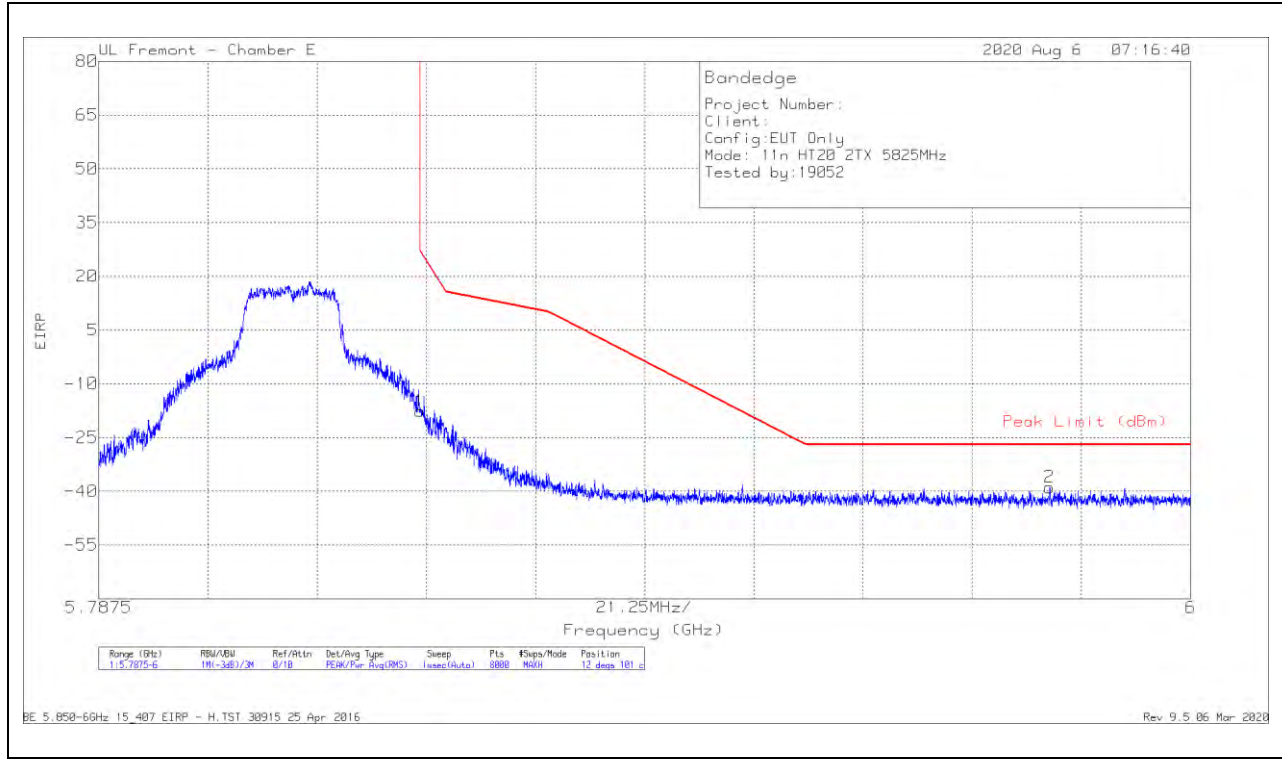


Marker	Frequency (GHz)	Meter Reading (dBm)	Det	AF T712 (dB/m)	Amp/Cbl/Filtr/Pa d (dB)	Conversion Factor (dB)	DC Corr (dB)	Corrected Reading EIRP	Peak Limit (dBm)	PK Margin (dB)	Azimuth (Degs)	Height (cm)	Polarity
2	5.63103	-65.12	Pk	34.7	-21.7	11.8	0	-40.32	-27	-13.32	315	110	V
1	5.725	-40.56	Pk	34.7	-21.2	11.8	0	-15.26	27	-42.26	315	110	V

Pk - Peak detector

BANDEDGE (HIGH CHANNEL)

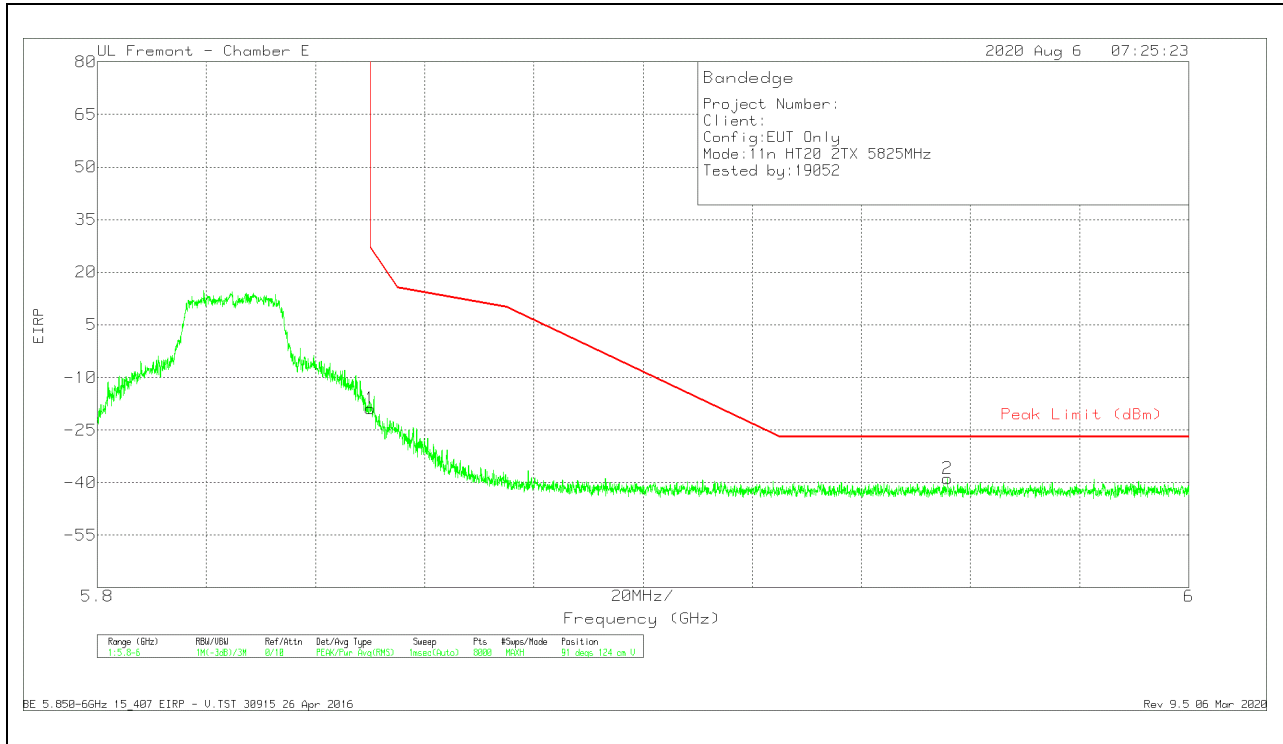
HORIZONTAL RESULT



Marker	Frequency (GHz)	Meter Reading (dBm)	Det	AF T712 (dB/m)	Amp/Cbl/Filtr/Par d (dB)	Conversion Factor (dB)	DC Corr (dB)	Corrected Reading EIRP	Peak Limit (dBm)	PK Margin (dB)	Azimuth (Degs)	Height (cm)	Polarity
1	5.85001	-43.63	Pk	34.9	-20.7	11.8	0	-17.63	26.98	-44.61	12	101	H
2	5.97256	-64.92	Pk	35.1	-20.9	11.8	0	-38.92	-27	-11.92	12	101	H

Pk - Peak detector

VERTICAL RESULT

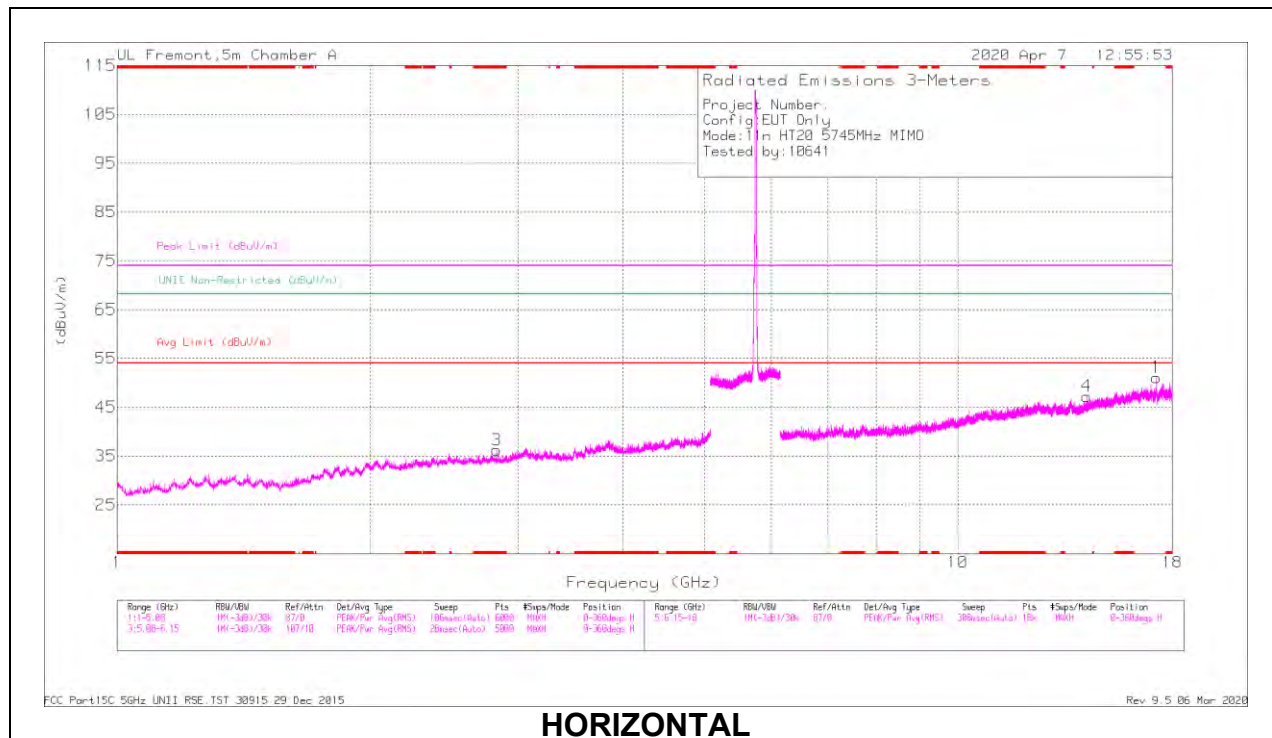


Marker	Frequency (GHz)	Meter Reading (dBm)	Det	AFT712 (dB/m)	Amp/Cbl/Filtr/Pa d (dB)	Conversion Factor (dB)	DC Corr (dB)	Corrected Reading EIRP	Peak Limit (dBm)	PK Margin (dB)	Azimuth (Degs)	Height (cm)	Polarity
1	5.85001	-44.89	Pk	34.9	-20.7	11.8	0	-18.89	26.99	-45.88	91	124	V
2	5.95579	-64.81	Pk	35.1	-20.9	11.8	0	-38.81	-27	-11.81	91	124	V

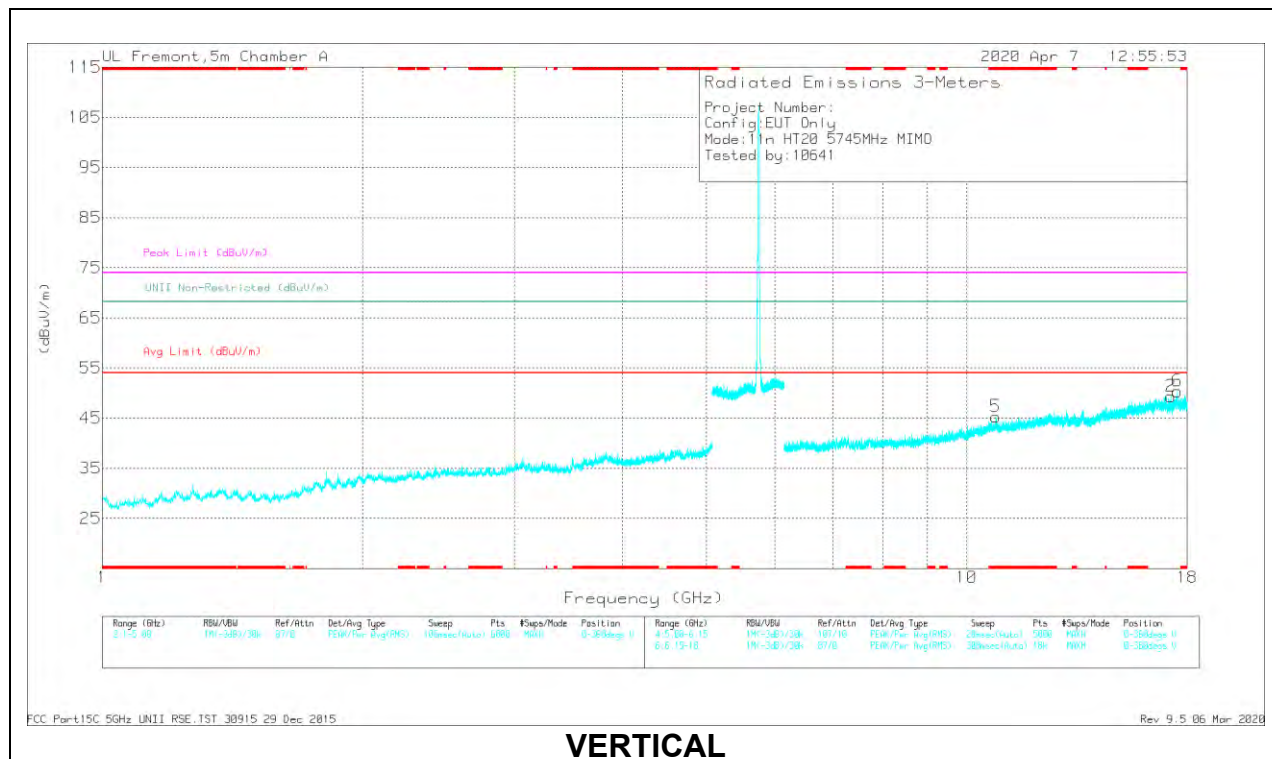
Pk - Peak detector

HARMONICS AND SPURIOUS EMISSIONS

LOW CHANNEL RESULTS



HORIZONTAL



VERTICAL

RADIATED EMISSIONS

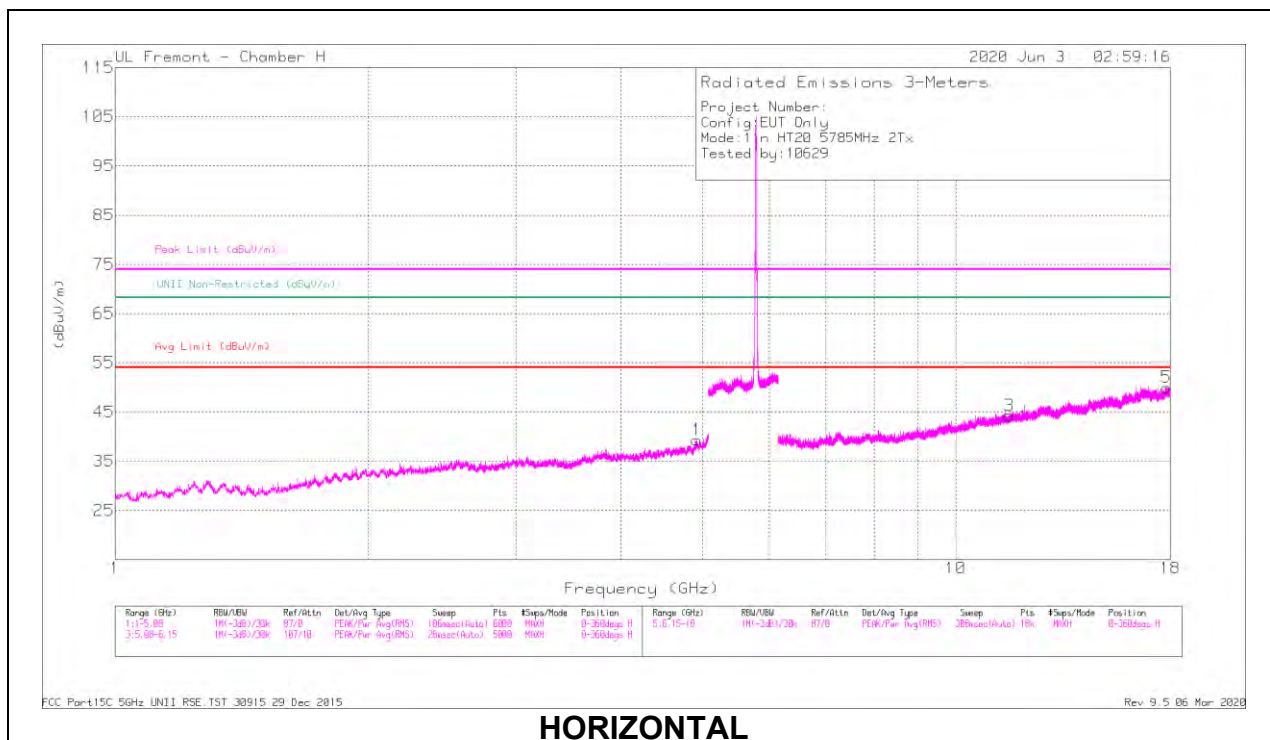
Marker	Frequency (GHz)	Meter Reading (dBuV)	Det	AF T346 (dB/m)	Amp/Cbl/Fitr/Pad (dB)	Corrected Reading (dBuV/m)	Avg Limit (dBuV/m)	Margin (dB)	Peak Limit (dBuV/m)	PK Margin (dB)	UNII Non-Restricted (dBuV/m)	PK Margin (dB)	Azimuth (Degs)	Height (cm)	Polarity
3	* 2.82728	40.91	PK-U	32.4	-31	42.31	-	-	74	-31.69	-	-	136	149	H
	* 2.82705	28.86	ADR	32.4	-31	30.26	54	-23.74	-	-	-	-	136	149	H
5	* 10.81223	33.56	PK-U	38	-20.2	51.36	-	-	74	-22.64	-	-	105	157	V
	* 10.81389	22.52	ADR	38	-20.2	40.32	54	-13.68	-	-	-	-	105	157	V
4	14.24296	34.27	PK-U	38.9	-20.5	52.67	-	-	-	-	68.2	-15.53	123	241	H
	17.22414	34.14	PK-U	41.1	-20.3	54.94	-	-	-	-	68.2	-13.26	77	135	V
1	17.23846	36.22	PK-U	41	-20.3	56.92	-	-	-	-	68.2	-11.28	323	111	H
6	17.52743	33.61	PK-U	41.2	-18	56.81	-	-	-	-	68.2	-11.39	102	141	V

* - indicates frequency in CFR47 Pt 15 / IC RSS-Restricted Band

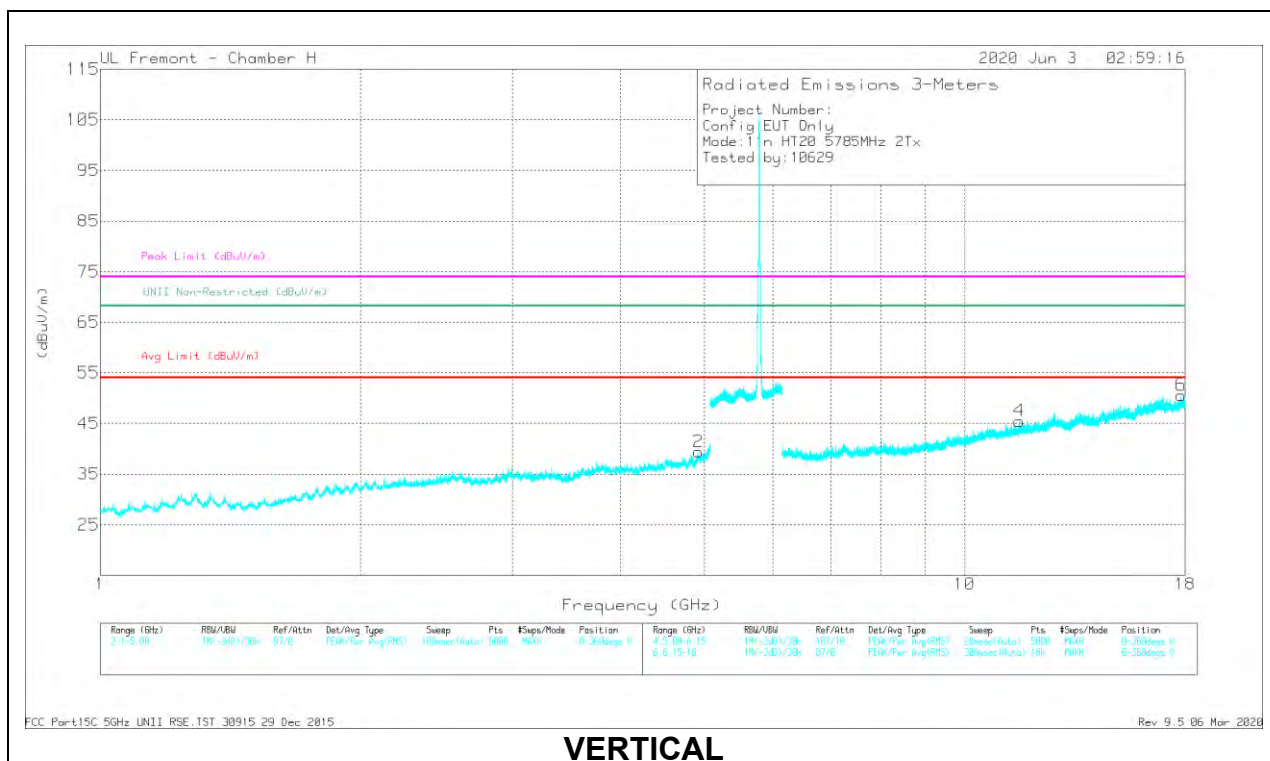
PK-U - U-NII: Maximum Peak

ADR - U-NII AD primary method, RMS average

MID CHANNEL RESULTS



HORIZONTAL



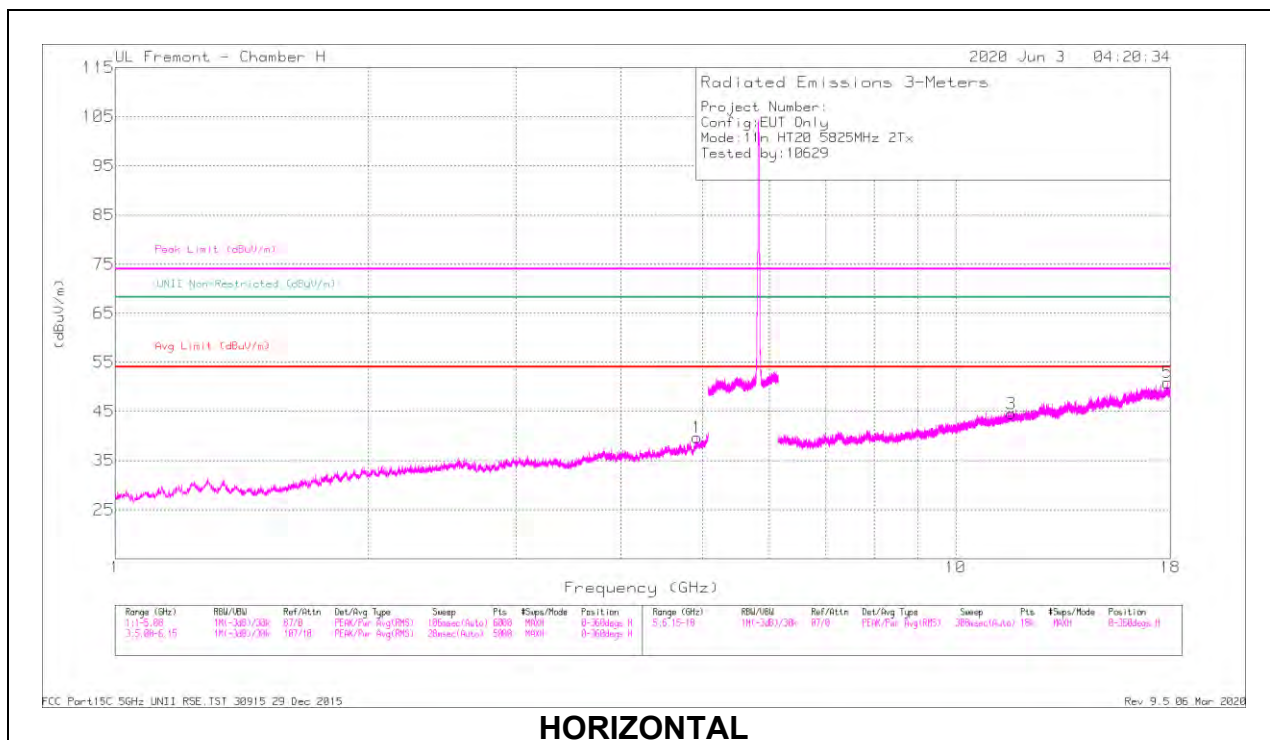
VERTICAL

RADIATED EMISSIONS

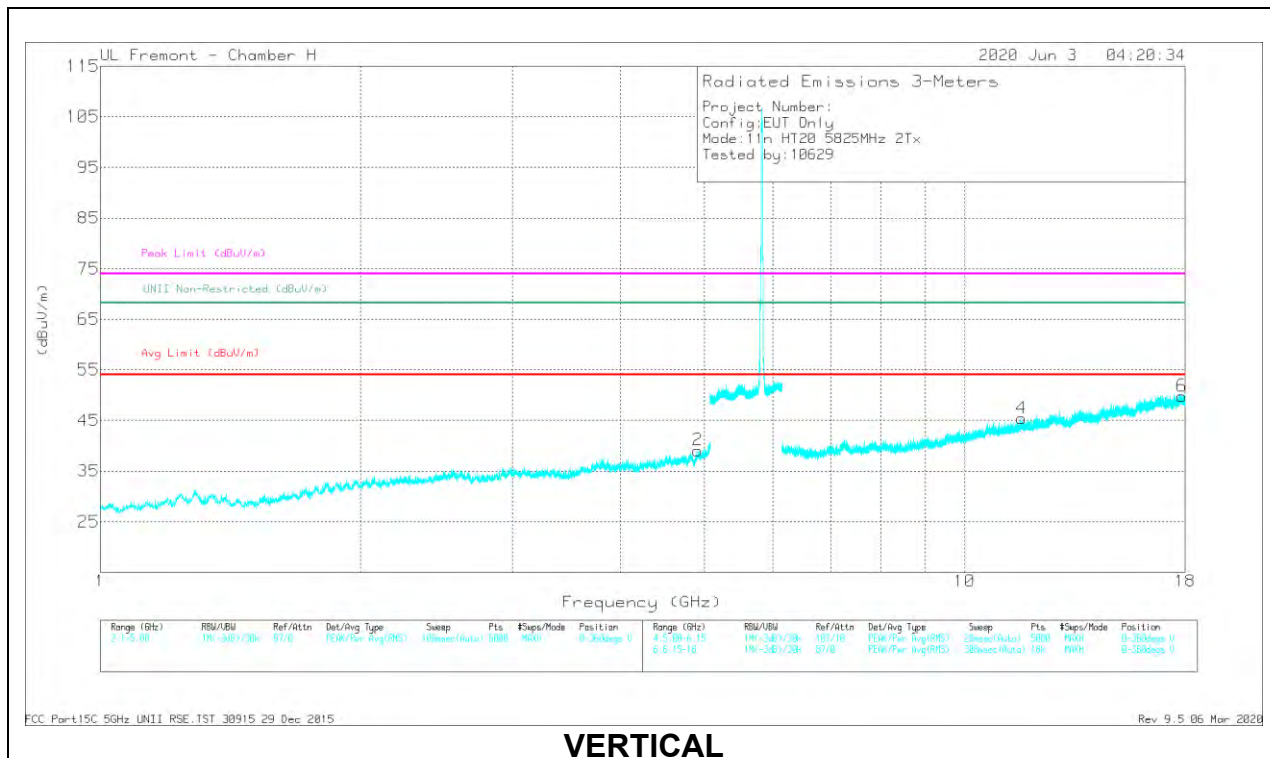
Marker	Frequency (GHz)	Meter Reading (dBuV)	Det	AF T863 (dB/m)	Amp/Cbl/Fitr/Pad (dB)	Corrected Reading (dBuV/m)	Avg Limit (dBuV/m)	Margin (dB)	Peak Limit (dBuV/m)	PK Margin (dB)	Azimuth (Degs)	Height (cm)	Polarity
1	* 4.92144	42.3	PK-U	34.1	-30.4	46	-	-	74	-28	155	208	H
	* 4.921	30.79	ADR	34.1	-30.4	34.49	54	-19.51	-	-	155	208	H
2	* 4.92685	42.28	PK-U	34.2	-30.3	46.18	-	-	74	-27.82	69	281	V
	* 4.92656	30.7	ADR	34.2	-30.3	34.6	54	-19.4	-	-	69	281	V
3	* 11.5644	36.95	PK-U	38.3	-24	51.25	-	-	74	-22.75	181	148	H
	* 11.57825	25.23	ADR	38.3	-24	39.53	54	-14.47	-	-	182	148	H
5	* 17.80369	35.98	PK-U	41.6	-20.8	56.78	-	-	74	-17.22	257	242	H
	* 17.80442	25.24	ADR	41.6	-20.8	46.04	54	-7.96	-	-	257	242	H
4	* 11.57307	36.72	PK-U	38.3	-23.9	51.12	-	-	74	-22.88	346	205	V
	* 11.56676	25.77	ADR	38.3	-23.9	40.17	54	-13.83	-	-	346	205	V
6	* 17.8018	36.03	PK-U	41.6	-20.8	56.83	-	-	74	-17.17	282	321	V
	* 17.8026	25.28	ADR	41.6	-20.8	46.08	54	-7.92	-	-	282	321	V

* - indicates frequency in CFR47 Pt 15 / IC RSS-Restricted Band
 PK-U - U-NII: Maximum Peak
 ADR - U-NII AD primary method, RMS average

HIGH CHANNEL RESULTS



HORIZONTAL



VERTICAL

RADIATED EMISSIONS

Marker	Frequency (GHz)	Meter Reading (dBuV)	Det	AF T863 (dB/m)	Amp/Cbl/Filtr/Pad (dB)	Corrected Reading (dBuV/m)	Avg Limit (dBuV/m)	Margin (dB)	Peak Limit (dBuV/m)	PK Margin (dB)	Azimuth (Degs)	Height (cm)	Polarity
1	* 4.92131	41.79	PK-U	34.1	-30.4	45.49	-	-	74	-28.51	316	302	H
	* 4.92	30.67	ADR	34.1	-30.4	34.37	54	-19.63	-	-	316	302	H
	* 4.91935	42.03	PK-U	34.1	-30.4	45.73	-	-	74	-28.27	155	115	V
2	* 4.91931	30.77	ADR	34.1	-30.4	34.47	54	-19.53	-	-	155	115	V
	* 11.65078	36.79	PK-U	38.4	-23.7	51.49	-	-	74	-22.51	278	154	H
	* 11.64907	25.58	ADR	38.4	-23.7	40.28	54	-13.72	-	-	278	154	H
3	* 17.86728	35.33	PK-U	41.4	-20.9	55.83	-	-	74	-18.17	38	362	H
	* 17.86707	24.81	ADR	41.4	-20.9	45.31	54	-8.69	-	-	38	362	H
	* 11.65234	38.44	PK-U	38.4	-23.7	53.14	-	-	74	-20.86	196	146	V
4	* 11.64918	26.9	ADR	38.4	-23.7	41.6	54	-12.4	-	-	196	146	V
	* 17.8473	36.45	PK-U	41.6	-21.1	56.95	-	-	74	-17.05	283	261	V
6	* 17.84696	25.3	ADR	41.6	-21.1	45.8	54	-8.2	-	-	283	261	V

* - indicates frequency in CFR47 Pt 15 / IC RSS-Restricted Band

PK-U - U-NII: Maximum Peak

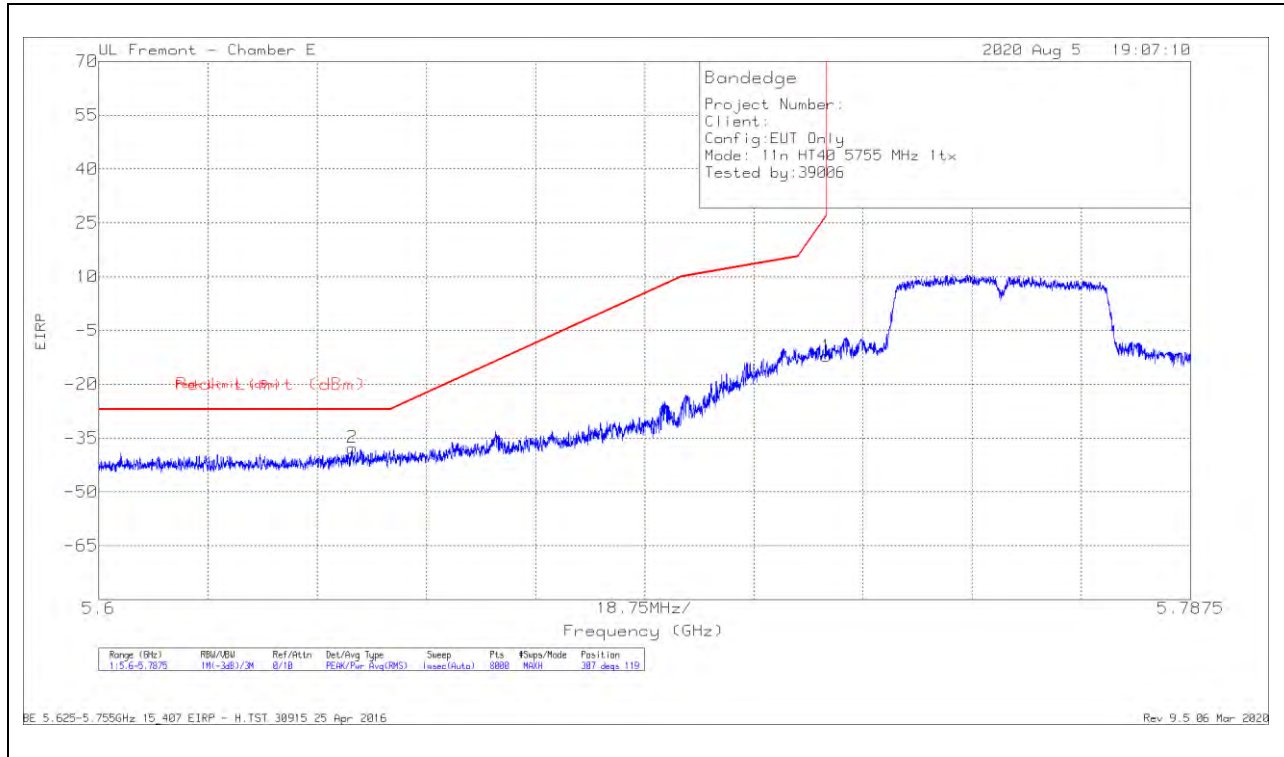
ADR - U-NII AD primary method, RMS average

6.1.20. TX ABOVE 1 GHz 802.11n HT40 MODE IN THE 5.8 GHz BAND

1TX ANTENNA 6

BANDEDGE (LOW CHANNEL)

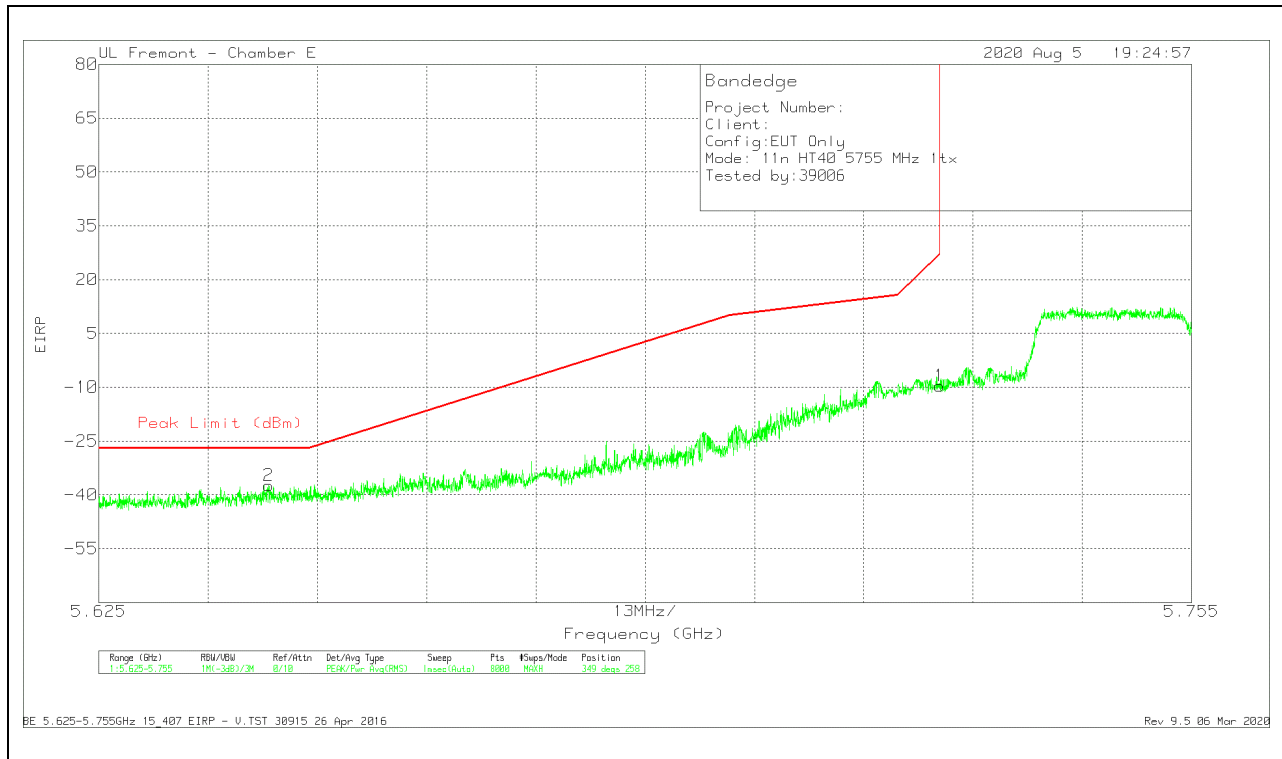
HORIZONTAL RESULT



Marker	Frequency (GHz)	Meter Reading (dBm)	Det	AF T712 (dBm)	Amp/Chl/Filtr/PA d (dB)	Conversion Factor (dB)	DC Corr (dB)	Corrected Reading EIRP	Peak Limit (dBm)	PK Margin (dB)	Azimuth (Degs)	Height (cm)	Polarity
2	5.64353	-62.68	Pk	34.8	-21.6	11.8	0	-37.68	-27	-10.68	307	119	H
1	5.72498	-37.53	Pk	34.7	-21.2	11.8	0	-12.23	26.96	-39.19	307	119	H

Pk - Peak detector

VERTICAL RESULT

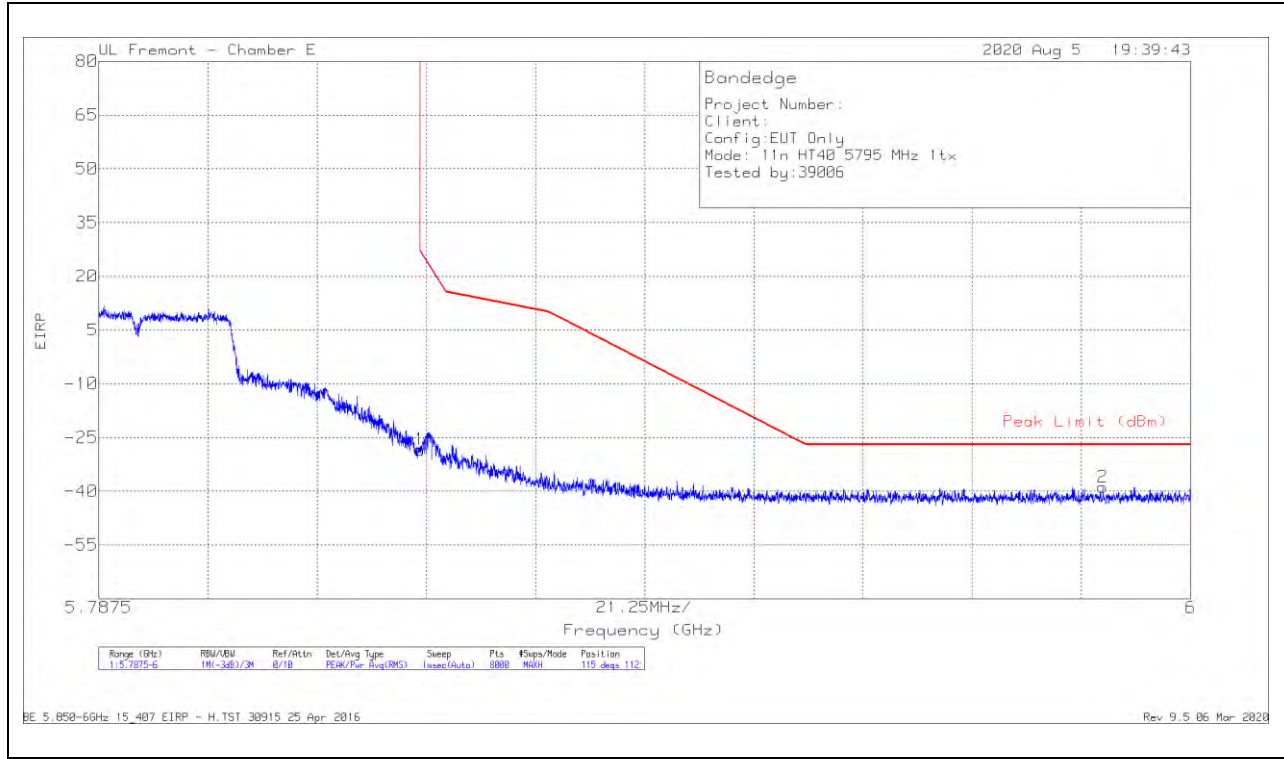


Marker	Frequency (GHz)	Meter Reading (dBm)	Det	AF T712 (dB/m)	Amp/Cbl/Filtr/Pad (dB)	Conversion Factor (dB)	DC Corr (dB)	Corrected Reading EIRP	Peak Limit (dBm)	PK Margin (dB)	Azimuth (Degs)	Height (cm)	Polarity
2	5.64522	-62.41	Pk	34.8	-21.6	11.8	0	-37.41	-27	-10.41	349	258	V
1	5.725	-34.98	Pk	34.7	-21.2	11.8	0	-9.68	27	-36.68	349	258	V

PK - Peak detector

BANDEDGE (HIGH CHANNEL)

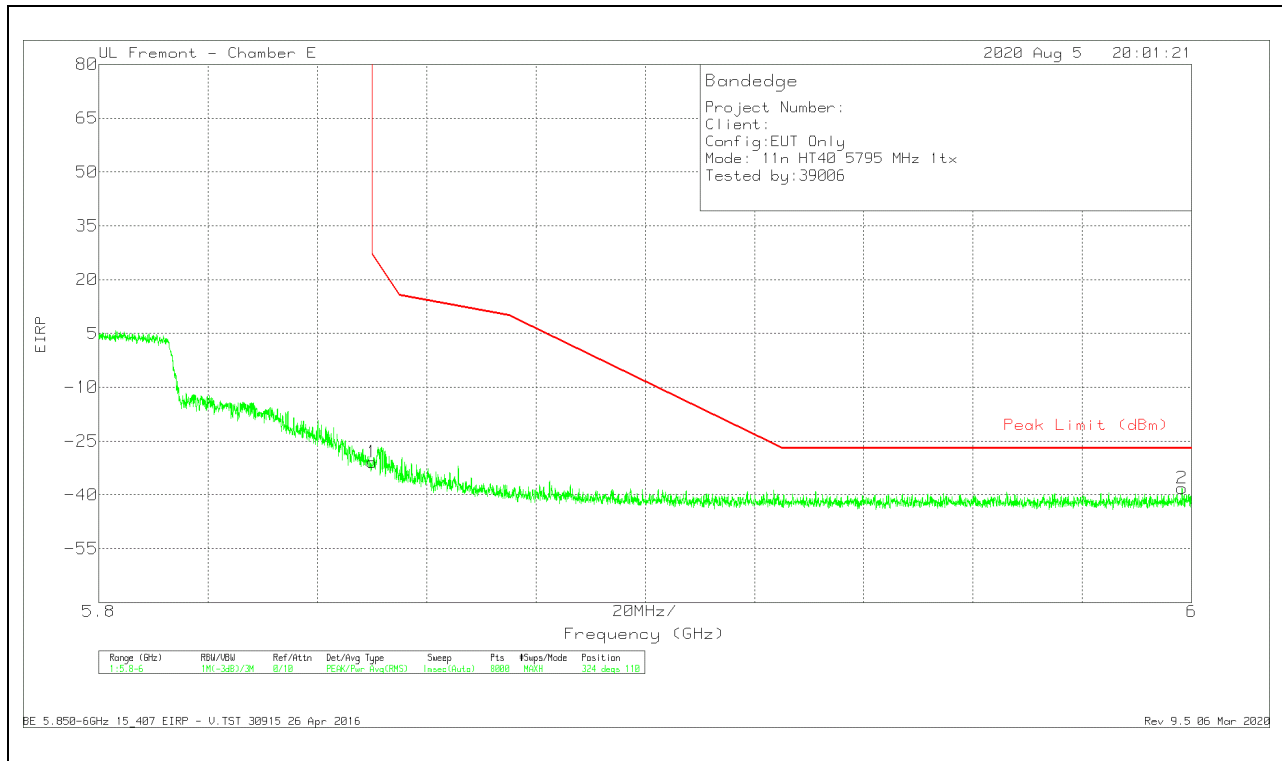
HORIZONTAL RESULT



Marker	Frequency (GHz)	Meter Reading (dBm)	Det	AF T712 (dB/m)	Amp/Cbl/Filt/Par d (dB)	Conversion Factor (dB)	DC Corr (dB)	Corrected Reading EIRP	Peak Limit (dBm)	PK Margin (dB)	Azimuth (Degs)	Height (cm)	Polarity
1	5.85001	-54.39	Pk	34.9	-20.7	11.8	0	-28.39	26.98	-55.37	115	112	H
2	5.98289	-64.98	Pk	35.1	-20.8	11.8	0	-38.88	-27	-11.88	115	112	H

Pk - Peak detector

VERTICAL RESULT



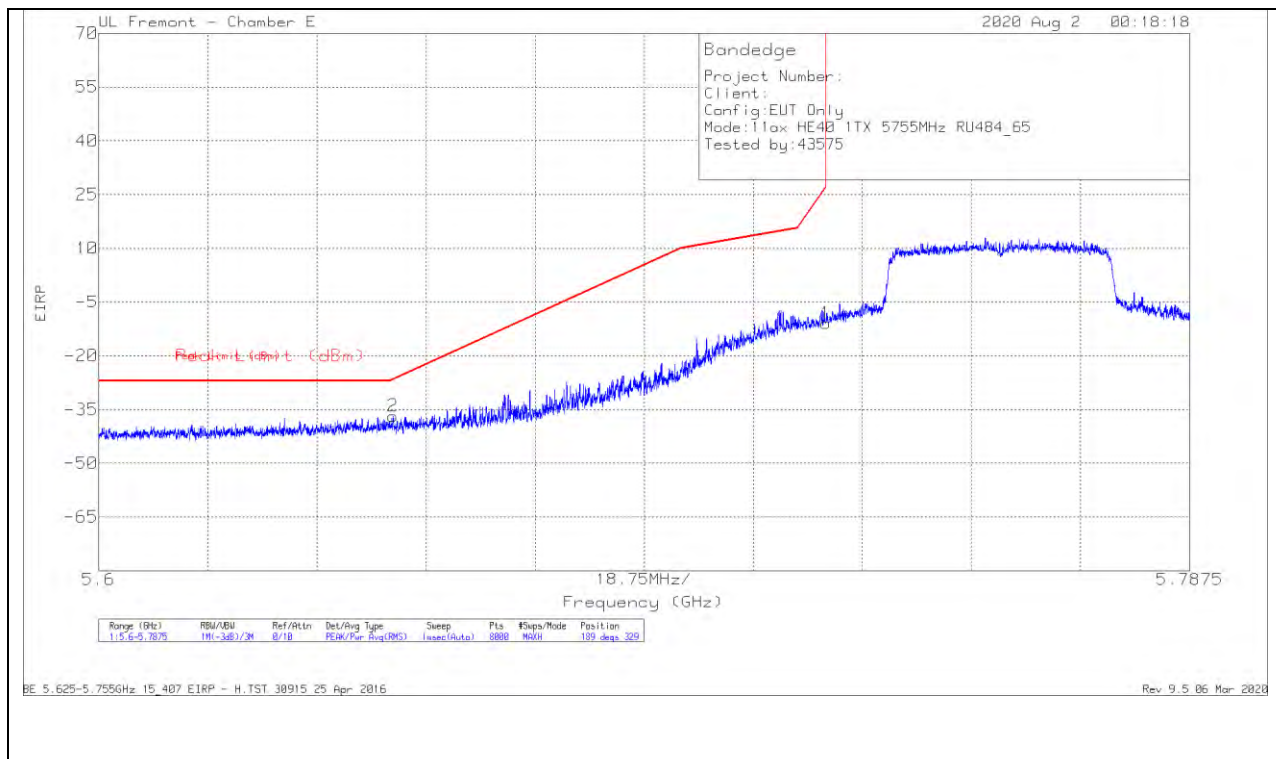
Marker	Frequency (GHz)	Meter Reading (dBm)	Det	AF T712 (dB/m)	Amp/Cbl/Filtr/Pa d (dB)	Conversion Factor (dB)	DC Corr (dB)	Corrected Reading EIRP	Peak Limit (dBm)	PK Margin (dB)	Azimuth (Degs)	Height (cm)	Polarity
1	5.85001	-56.87	Pk	34.9	-20.7	11.8	0	-30.87	26.99	-57.86	324	110	V
2	5.99825	-64.52	Pk	35.2	-20.6	11.8	0	-38.12	-27	-11.12	324	110	V

PK - Peak detector

1TX ANTENNA 5

BANDEDGE (LOW CHANNEL)

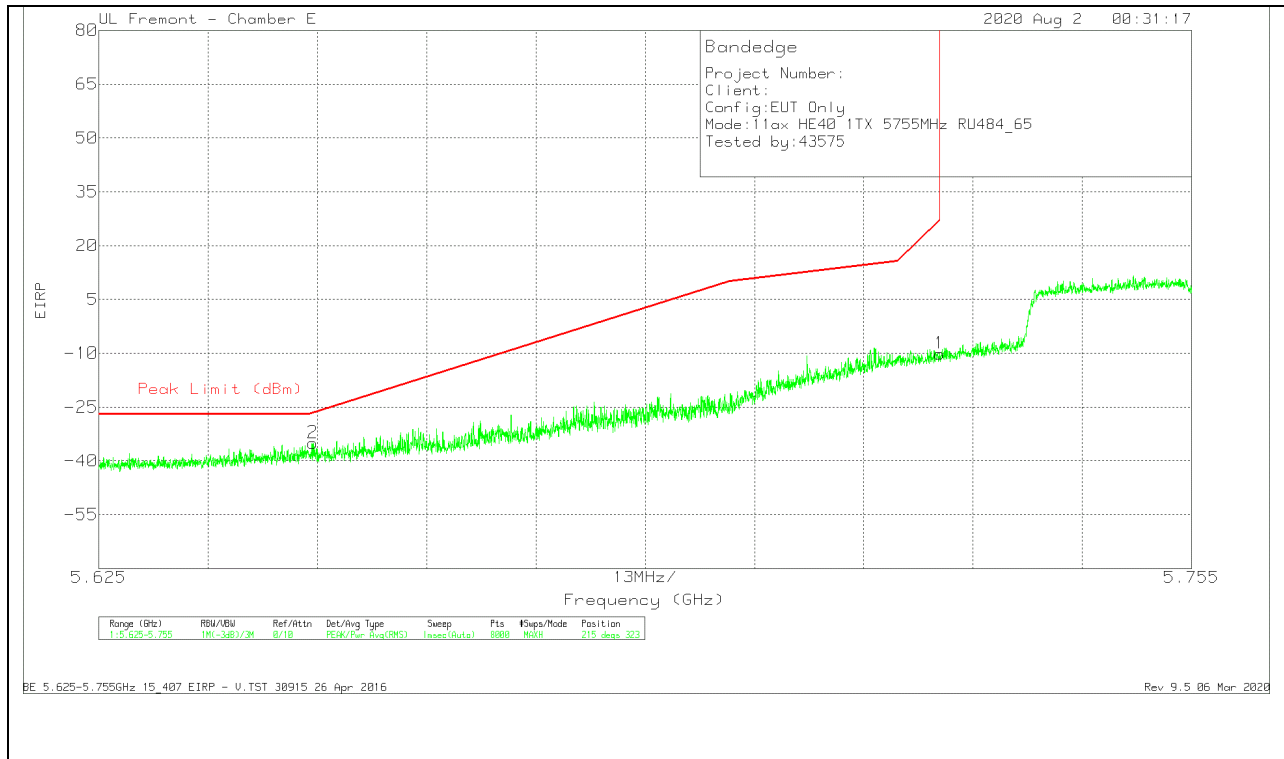
HORIZONTAL RESULT



Marker	Frequency (GHz)	Meter Reading (dBm)	Det	AF T712 (dB/m)	Amp/Cbl/Filtr/Par d (dB)	Conversion Factor (dB)	Corrected Reading EIRP	Peak Limit (dBm)	PK Margin (dB)	Azimuth (Degs)	Height (cm)	Polarity
2	5.65056	-61.86	Pk	34.7	-21.5	11.8	-36.86	-26.59	-10.27	189	329	H
1	5.72498	-36.26	Pk	34.7	-21.2	11.8	-10.96	26.96	-37.92	189	329	H

Pk - Peak detector

VERTICAL RESULT

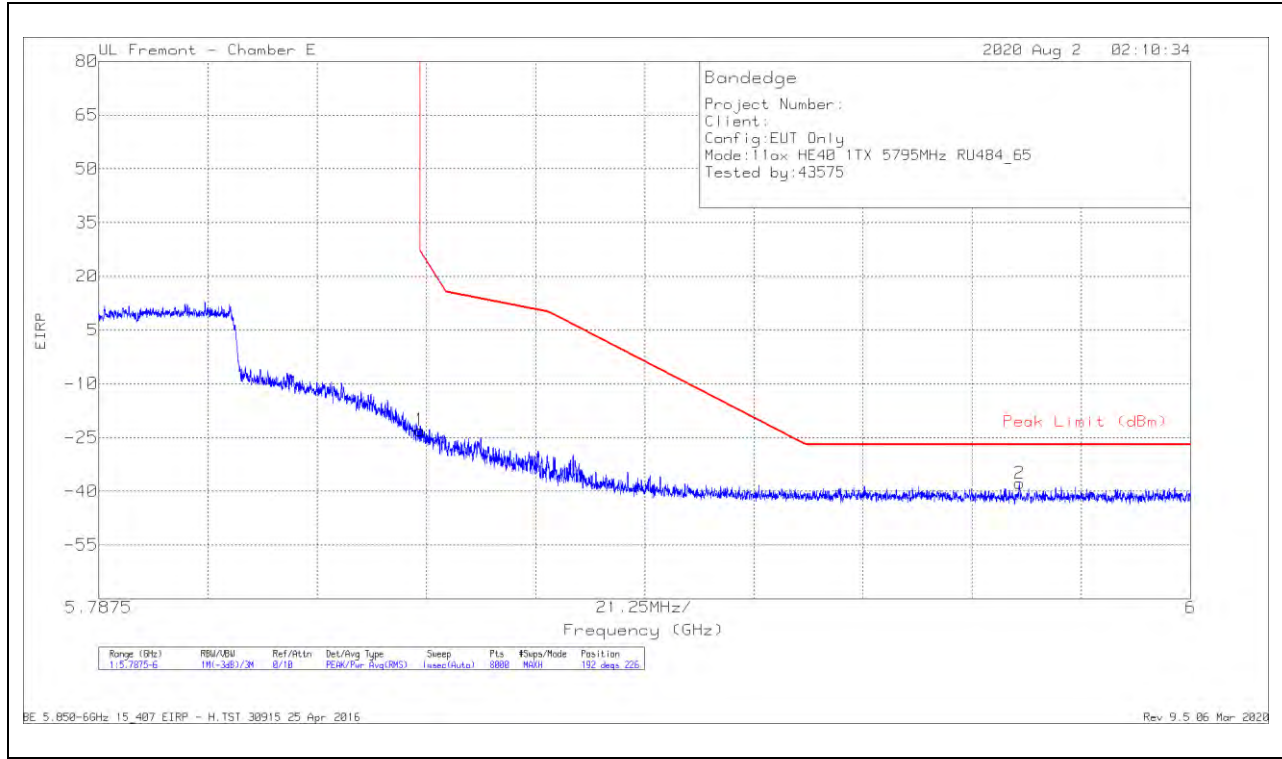


Marker	Frequency (GHz)	Meter Reading (dBm)	Det	AF T712 (dB/m)	Amp/Cbl/Filtr/Par d (dB)	Conversion Factor (dB)	Corrected Reading EIRP	Peak Limit (dBm)	PK Margin (dB)	Azimuth (Degs)	Height (cm)	Polarity
2	5.65048	-59.98	Pk	34.7	-21.5	11.8	-34.98	-26.64	-8.34	215	323	V
1	5.725	-35.39	Pk	34.7	-21.2	11.8	-10.09	27	-37.09	215	323	V

Pk - Peak detector

BANDEDGE (HIGH CHANNEL)

HORIZONTAL RESULT

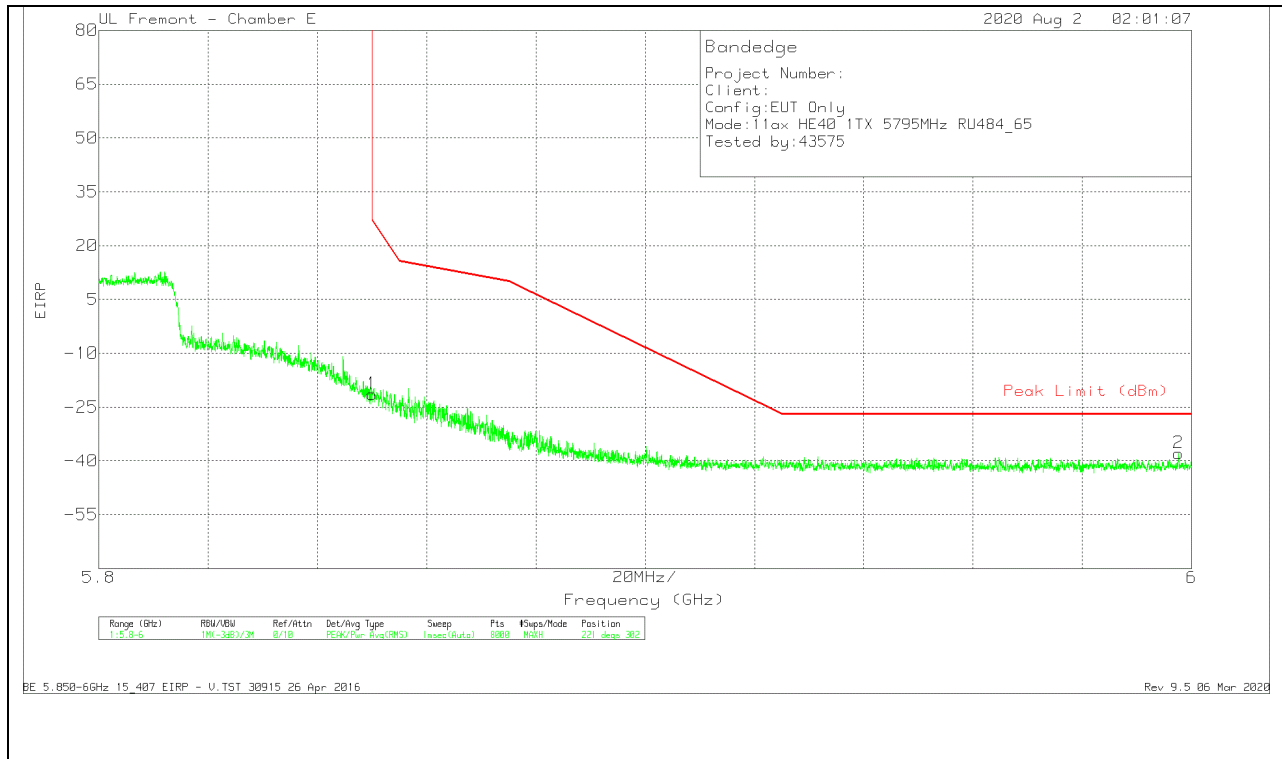


Marker	Frequency (GHz)	Meter Reading (dBm)	Det	AF T712 (dB/m)	Amp/Cbl/Fitr/Pad (dB)	Conversion Factor (dB)	Corrected Reading EIRP	Peak Limit (dBm)	PK Margin (dB)	Azimuth (Degs)	Height (cm)	Polarity
1	5.85001	-49.01	Pk	34.9	-20.7	11.8	-23.01	26.98	-49.99	192	226	H
2	5.96666	-63.76	Pk	35.1	-20.9	11.8	-37.76	-27	-10.76	192	226	H

Pk - Peak detector

BE 5.850-6GHz 15_407 EIRP - H.TST 30915 25 Apr 2016
 Rev 9.5 06 Mar 2020

VERTICAL RESULT



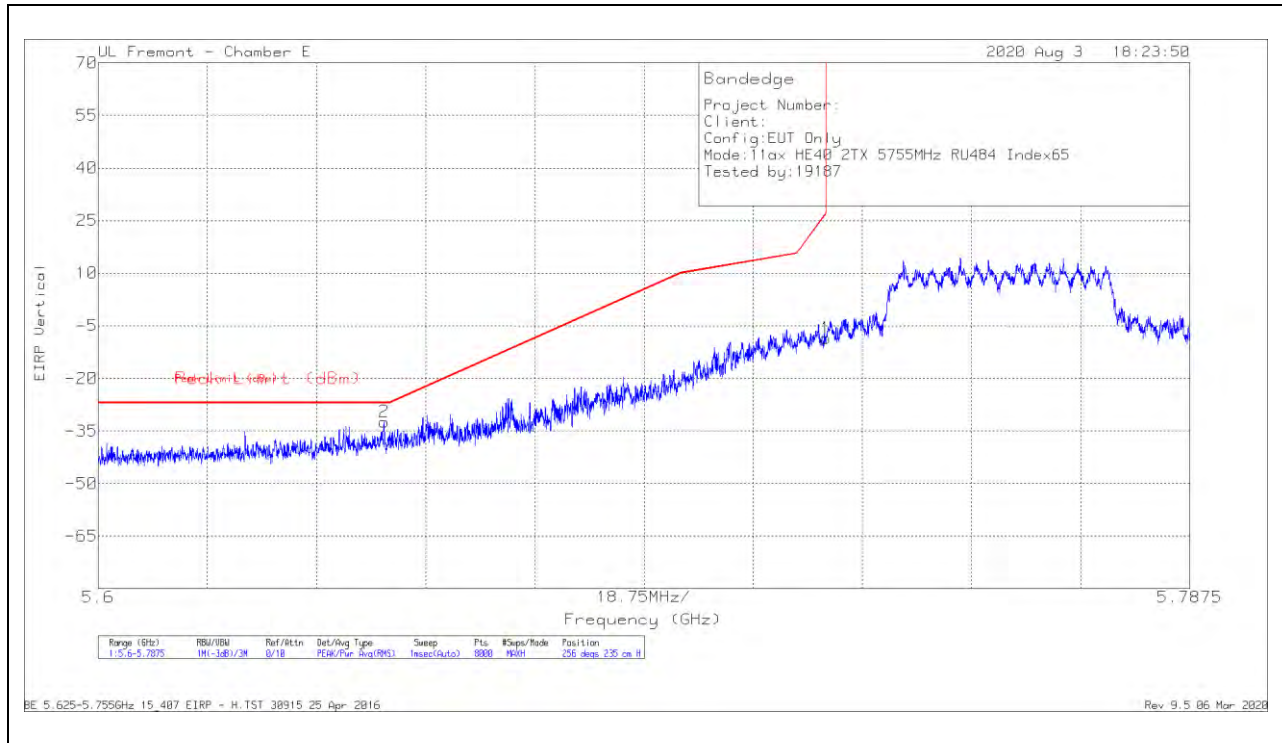
Marker	Frequency (GHz)	Meter Reading (dBm)	Det	AF T712 (dB/m)	Amp/Cbl/Filtr/Pad (dB)	Conversion Factor (dB)	Corrected Reading EIRP	Peak Limit (dBm)	PK Margin (dB)	Azimuth (Degs)	Height (cm)	Polarity
1	5.85001	-47.39	Pk	34.9	-20.7	11.8	-21.39	26.99	-48.38	221	302	V
2	5.99762	-64.25	Pk	35.2	-20.6	11.8	-37.85	-27	-10.85	221	302	V

Pk - Peak detector

2TX ANTENNA 6 + ANTENNA 5 CDD MODE

BANDEDGE (LOW CHANNEL)

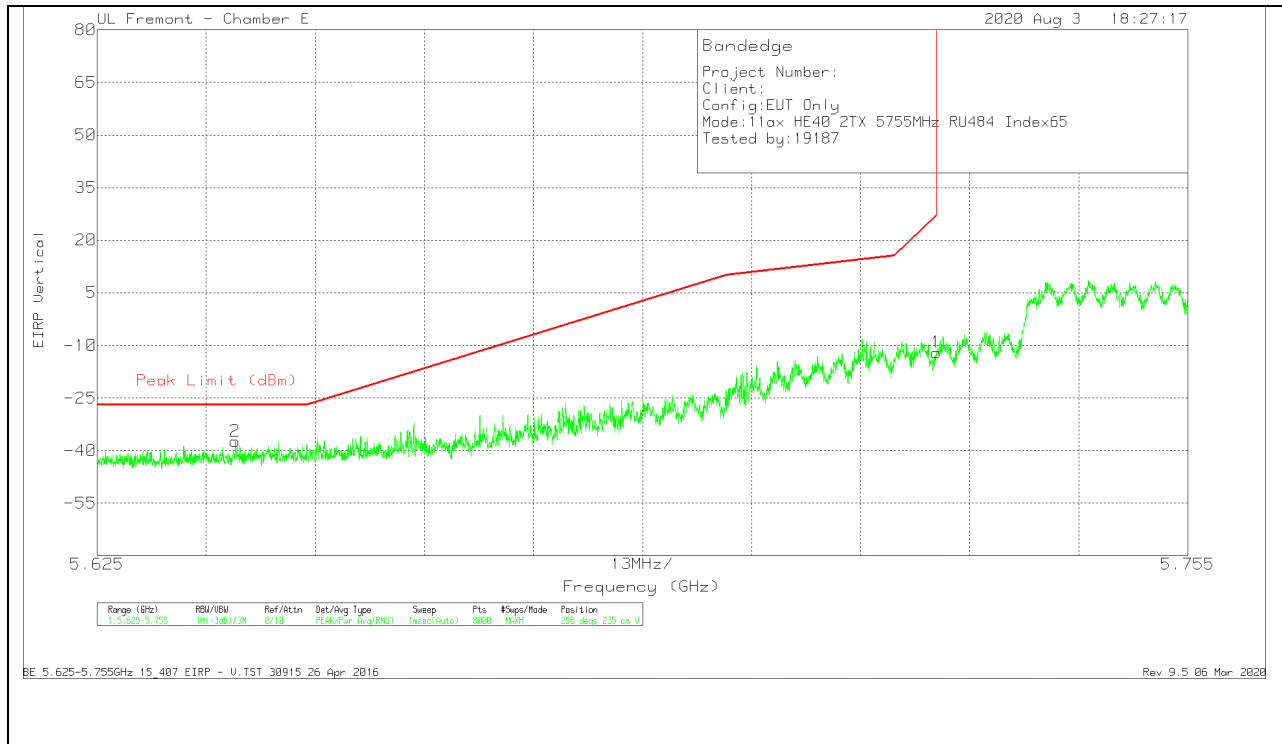
HORIZONTAL RESULT



Marker	Frequency (GHz)	Meter Reading (dBm)	Det	AF T712 (dB/m)	Amp/Cb/Filtr/Pad (dB)	Conversion Factor (dB)	Corrected Reading EIRP	Peak Limit (dBm)	PK Margin (dB)	Azimuth (Degs)	Height (cm)	Polarity
2	5.64911	-57.39	Pk	34.7	-21.5	11.8	-32.39	-27	-5.39	256	235	H
1	5.72498	-33.89	Pk	34.7	-21.2	11.8	-8.59	26.96	-35.55	256	235	H

Pk - Peak detector

VERTICAL RESULT

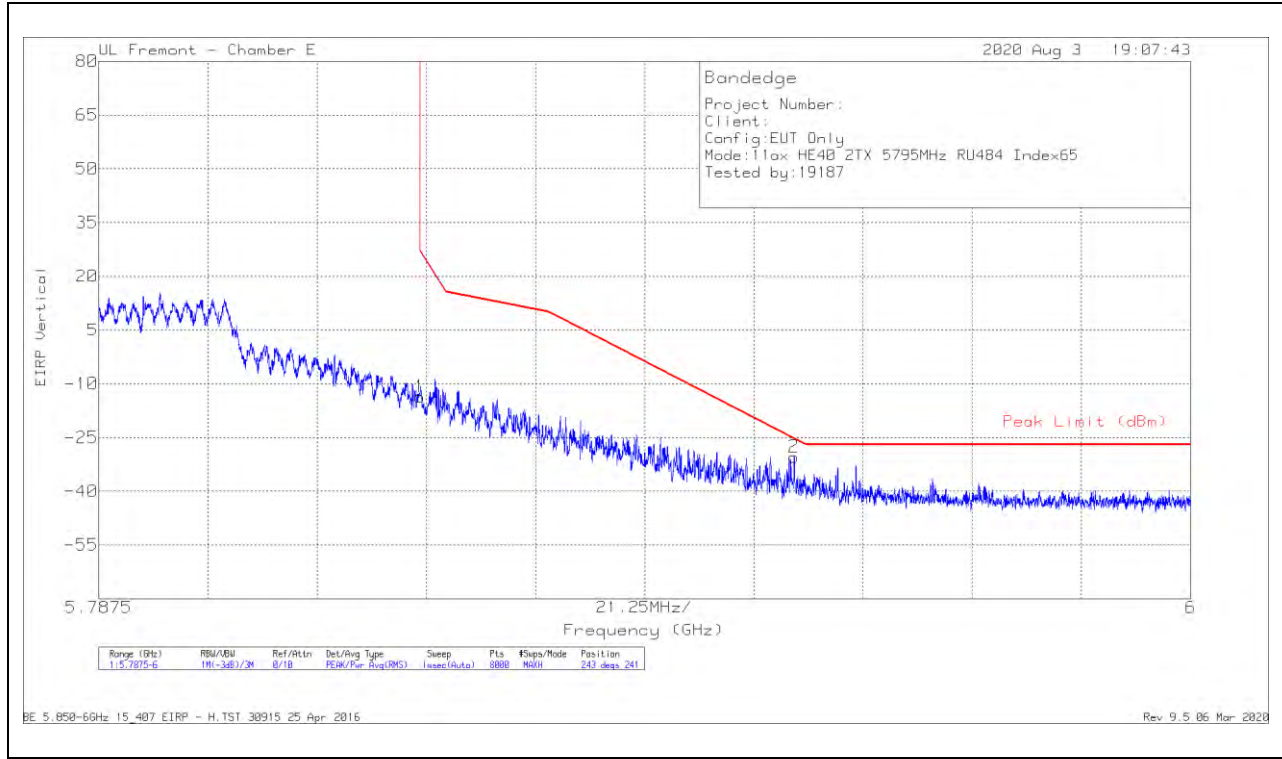


Marker	Frequency (GHz)	Meter Reading (dBm)	Det	AF T712 (dB/m)	Amp/Cbl/Filtr/Par d (dB)	Conversion Factor (dB)	Corrected Reading EIRP	Peak Limit (dBm)	PK Margin (dB)	Azimuth (Degs)	Height (cm)	Polarity
2	5.64148	-62.32	PK	34.8	-21.6	11.8	-37.32	-27	-10.32	256	235	V
1	5.725	-37.34	PK	34.7	-21.2	11.8	-12.04	27	-39.04	256	235	V

Pk - Peak detector

BANDEDGE (HIGH CHANNEL)

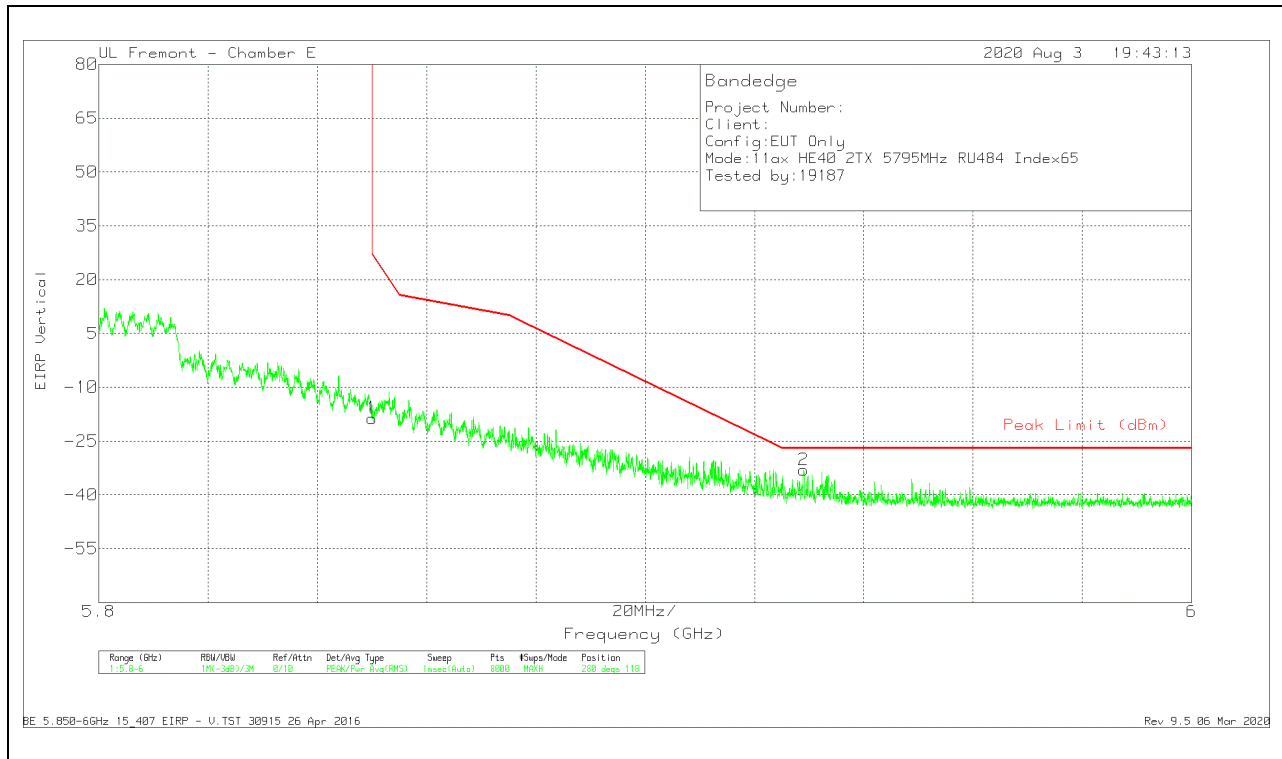
HORIZONTAL RESULT



Marker	Frequency (GHz)	Meter Reading (dBm)	Det	AF T712 (dB/m)	Amp/Cbl/Filtr/Par d (dB)	Conversion Factor (dB)	Corrected Reading EIRP	Peak Limit (dBm)	PK Margin (dB)	Azimuth (Degs)	Height (cm)	Polarity
1	5.85001	-39.63	Pk	34.9	-20.7	11.8	-13.63	26.98	-40.61	243	241	H
2	5.92283	-56.43	Pk	35.1	-20.9	11.8	-30.43	-25.39	-5.04	243	241	H

Pk - Peak detector

VERTICAL RESULT

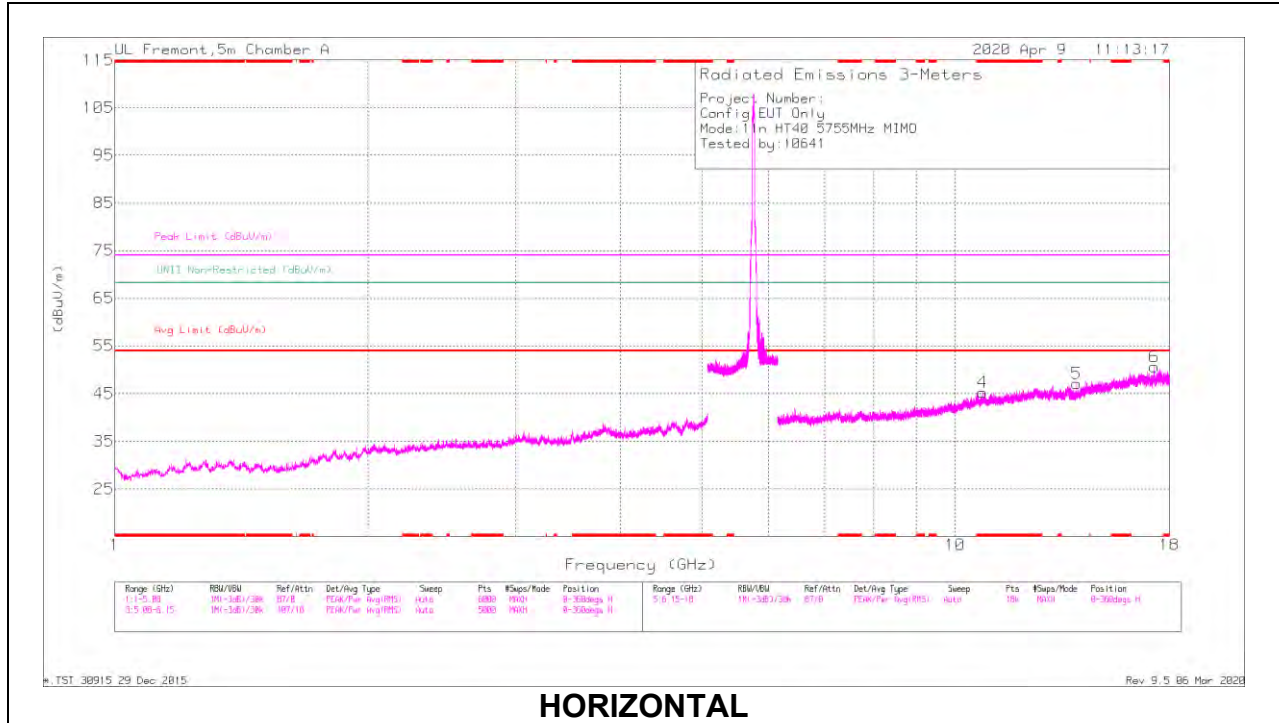


Marker	Frequency (GHz)	Meter Reading (dBm)	Det	AF T712 (dB/m)	Amp/Cbl/Filtr/Pa d (dB)	Conversion Factor (dB)	Corrected Reading EIRP	Peak Limit (dBm)	PK Margin (dB)	Azimuth (Degs)	Height (cm)	Polarity
1	5.85001	-44.67	Pk	34.9	-20.7	11.8	-18.67	26.99	-45.66	280	118	V
2	5.92897	-58.98	Pk	35.1	-21	11.8	-33.08	-27	-6.08	280	118	V

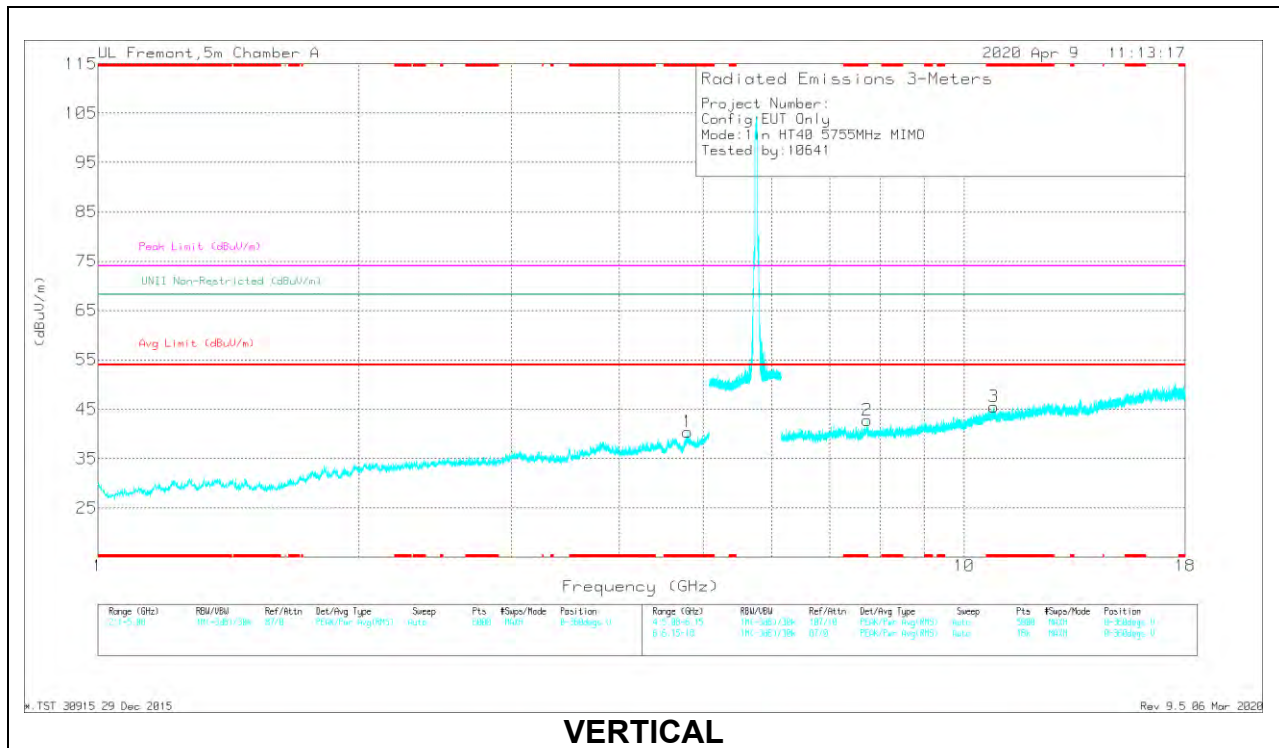
Pk - Peak detector

HARMONICS AND SPURIOUS EMISSIONS

LOW CHANNEL RESULTS



HORIZONTAL



VERTICAL

RADIATED EMISSIONS

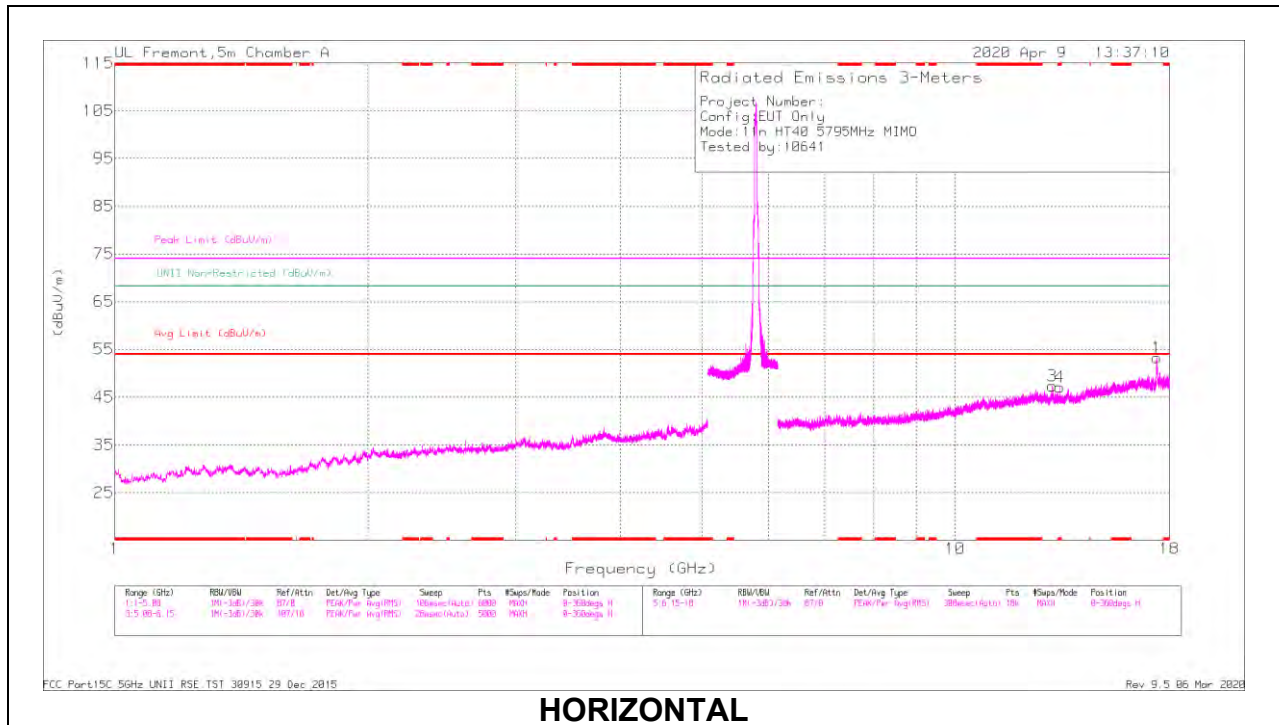
Marker	Frequency (GHz)	Meter Reading (dBuV)	Det	AF T346 (dB/m)	Amp/Cbl/Fitr/Pad (dB)	Corrected Reading (dBuV/m)	Avg Limit (dBuV/m)	Margin (dB)	Peak Limit (dBuV/m)	PK Margin (dB)	UNII Non-Restricted (dBuV/m)	PK Margin (dB)	Azimuth (Degs)	Height (cm)	Polarity
1	* 4.79866	41.2	PK-U	34.3	-28.3	47.2	-	-	74	-26.8	-	-	55	124	V
	* 4.79726	29.55	ADR	34.2	-28.3	35.45	54	-18.55	-	-	-	-	55	124	V
4	* 10.79229	34.26	PK-U	37.9	-20.7	51.46	-	-	74	-22.54	-	-	129	139	H
	* 10.79087	23.03	ADR	37.9	-20.7	40.23	54	-13.77	-	-	-	-	129	139	H
2	* 7.73095	35.79	PK-U	35.9	-23.2	48.49	-	-	74	-25.51	-	-	165	231	V
	* 7.73078	24.43	ADR	35.9	-23.2	37.13	54	-16.87	-	-	-	-	165	231	V
3	* 10.83261	33.6	PK-U	38	-20.4	51.2	-	-	74	-22.8	-	-	265	250	V
	* 10.83297	22.76	ADR	38	-20.4	40.36	54	-13.64	-	-	-	-	265	250	V
5	13.96701	33.64	PK-U	38.6	-20.1	52.14	-	-	-	-	68.2	-16.06	103	162	H
6	17.25983	34.64	PK-U	41.1	-20.6	55.14	-	-	-	-	68.2	-13.06	182	203	H

* - indicates frequency in CFR47 Pt 15 / IC RSS-Restricted Band

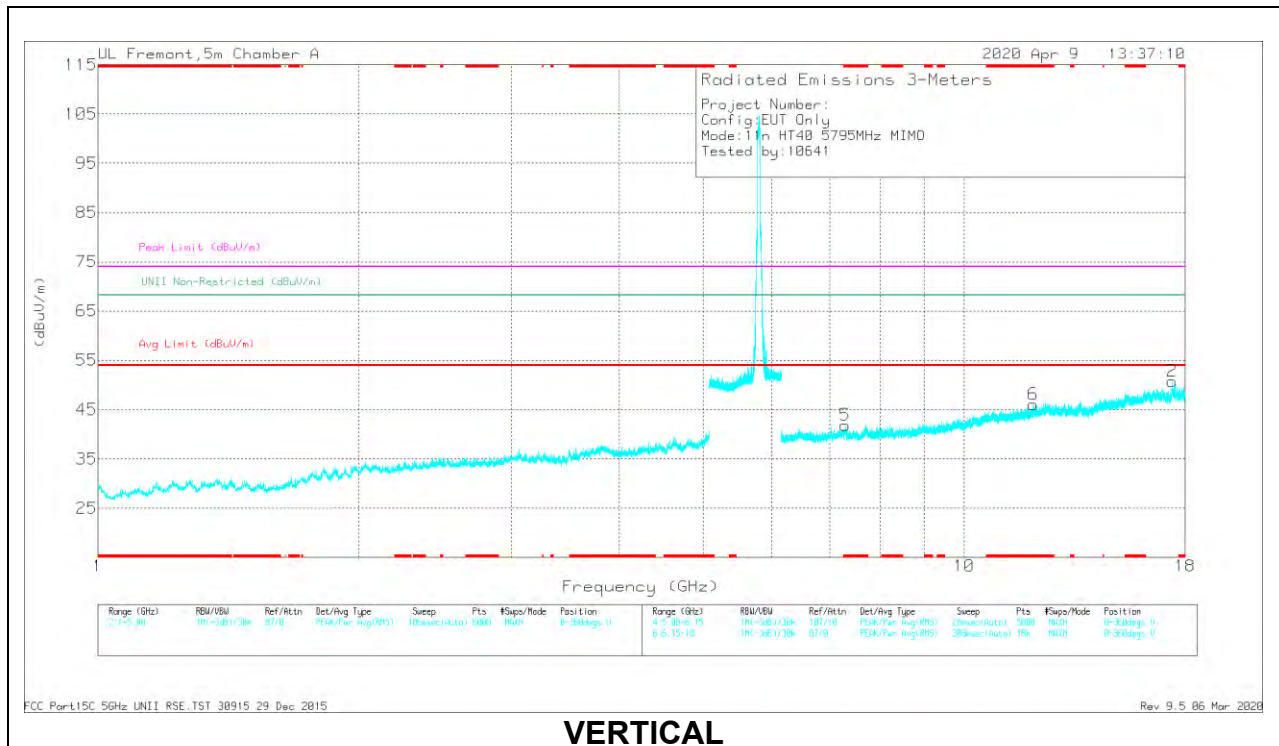
PK-U - U-NII: Maximum Peak

ADR - U-NII AD primary method, RMS average

HIGH CHANNEL RESULTS



HORIZONTAL



VERTICAL

RADIATED EMISSIONS

Marker	Frequency (GHz)	Meter Reading (dBuV)	Det	AF T346 (dB/m)	Amp/Cbl/Fitr/Pad (dB)	Corrected Reading (dBuV/m)	Avg Limit (dBuV/m)	Margin (dB)	Peak Limit (dBuV/m)	PK Margin (dB)	UNII Non-Restricted (dBuV/m)	PK Margin (dB)	Azimuth (Degs)	Height (cm)	Polarity
4	* 13.32891	33.63	PK-U	39.1	-20.2	52.53	-	-	74	-21.47	-	-	210	126	H
	* 13.33074	22.53	ADR	39.1	-20.1	41.53	54	-12.47	-	-	-	-	210	126	H
5	* 7.29936	36.05	PK-U	35.7	-23.8	47.95	-	-	74	-26.05	-	-	156	214	V
	* 7.29995	25.18	ADR	35.7	-23.8	37.08	54	-16.92	-	-	-	-	156	214	V
6	* 12.02922	33.72	PK-U	38.8	-20.3	52.22	-	-	74	-21.78	-	-	314	203	V
	* 12.03147	22.7	ADR	38.8	-20.2	41.3	54	-12.7	-	-	-	-	314	203	V
3	13.06008	33.79	PK-U	39.2	-19.5	53.49	-	-	-	-	68.2	-14.71	145	156	H
2	17.36811	34.9	PK-U	41	-20	55.9	-	-	-	-	68.2	-12.3	180	121	V
1	17.38198	37.76	PK-U	41	-20.3	58.46	-	-	-	-	68.2	-9.74	138	107	H

* - indicates frequency in CFR47 Pt 15 / IC RSS-Restricted Band

PK-U - U-NII: Maximum Peak

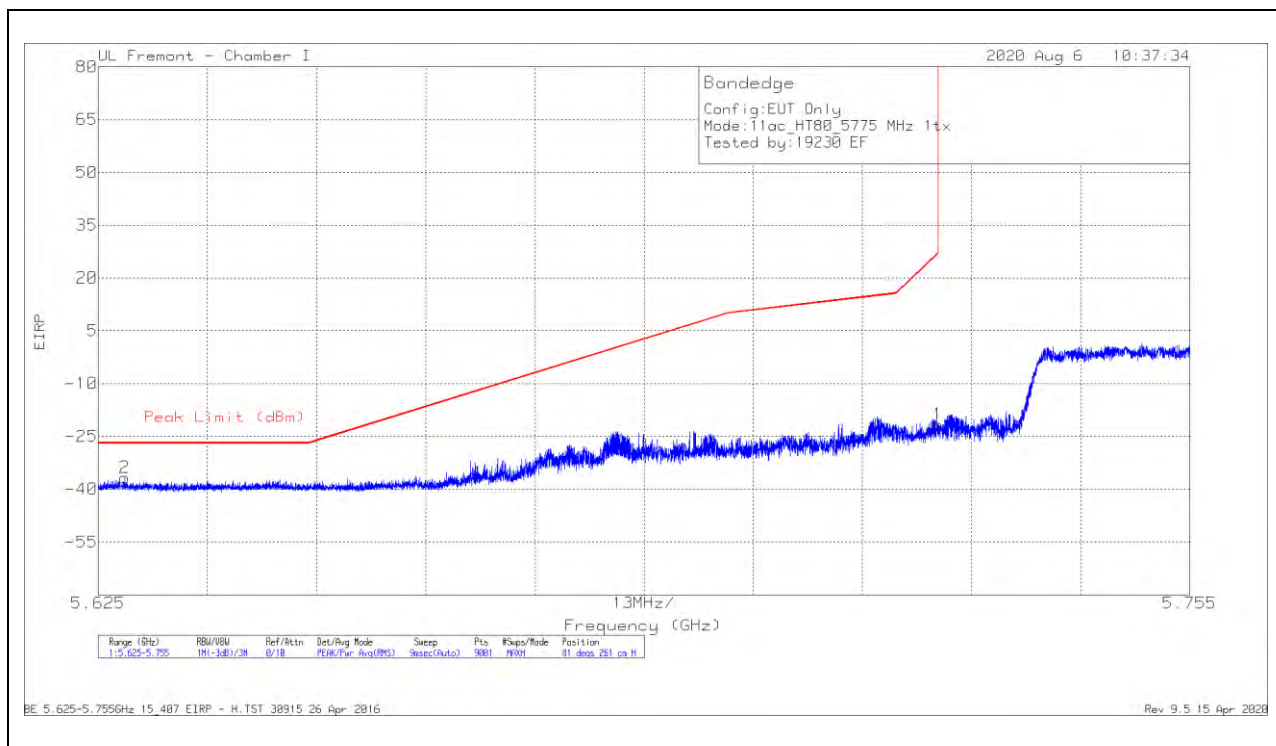
ADR - U-NII AD primary method, RMS average

6.1.21. TX ABOVE 1 GHz 802.11ac VHT80 MODE IN THE 5.8 GHz BAND

1TX ANTENNA 6

BANDEDGE (CHANNEL 155 LOW EDGE)

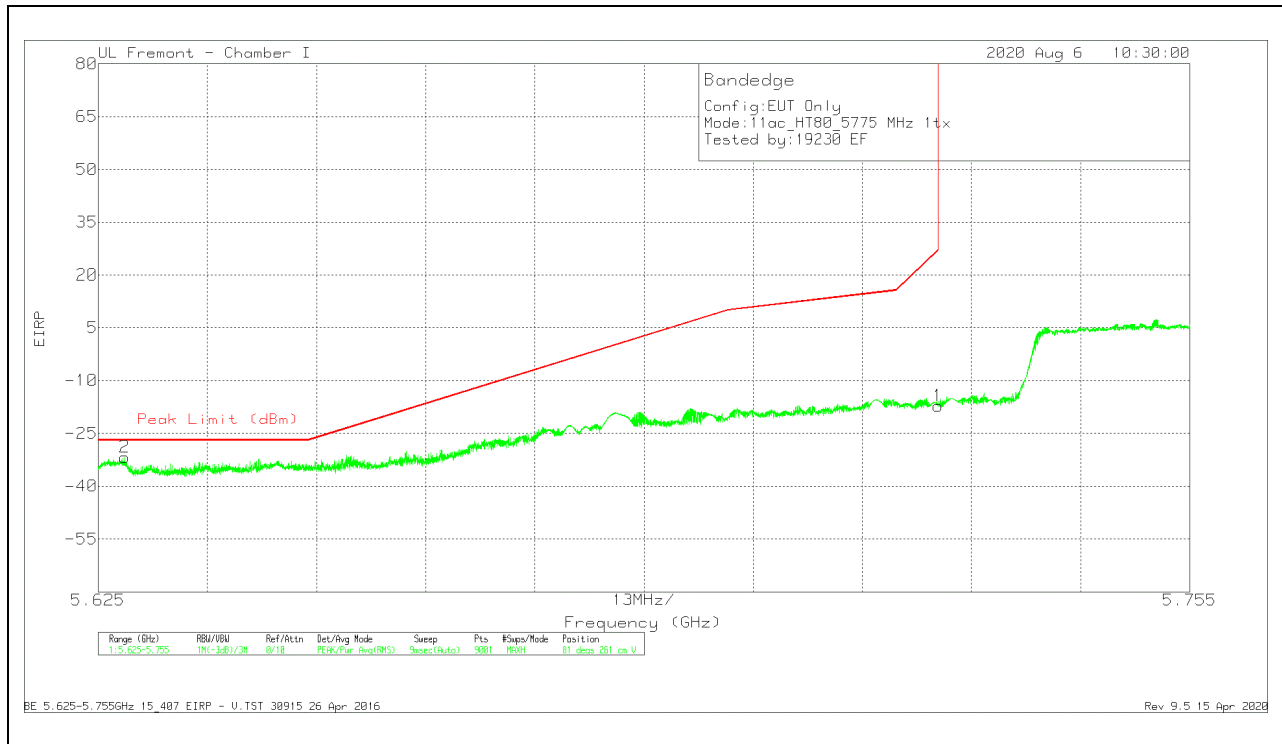
HORIZONTAL RESULT



Marker	Frequency (GHz)	Meter Reading (dBm)	Det	AFT346 (dB/m)	Amp/CBI/Filt/P ad (dB)	Conversion Factor (dB)	DC Corr (dB)	Corrected Reading EIRP	Peak Limit (dBm)	PK Margin (dB)	Azimuth (Degs)	Height (cm)	Polarity
1	5.725	-53.5	Pk	34.7	-14.6	11.8	0	-21.6	26.99	-48.59	81	261	H
2	5.62813	-68.67	Pk	34.8	-14.6	11.8	0	-36.67	-27	-9.67	81	261	H

Pk - Peak detector

VERTICAL RESULT

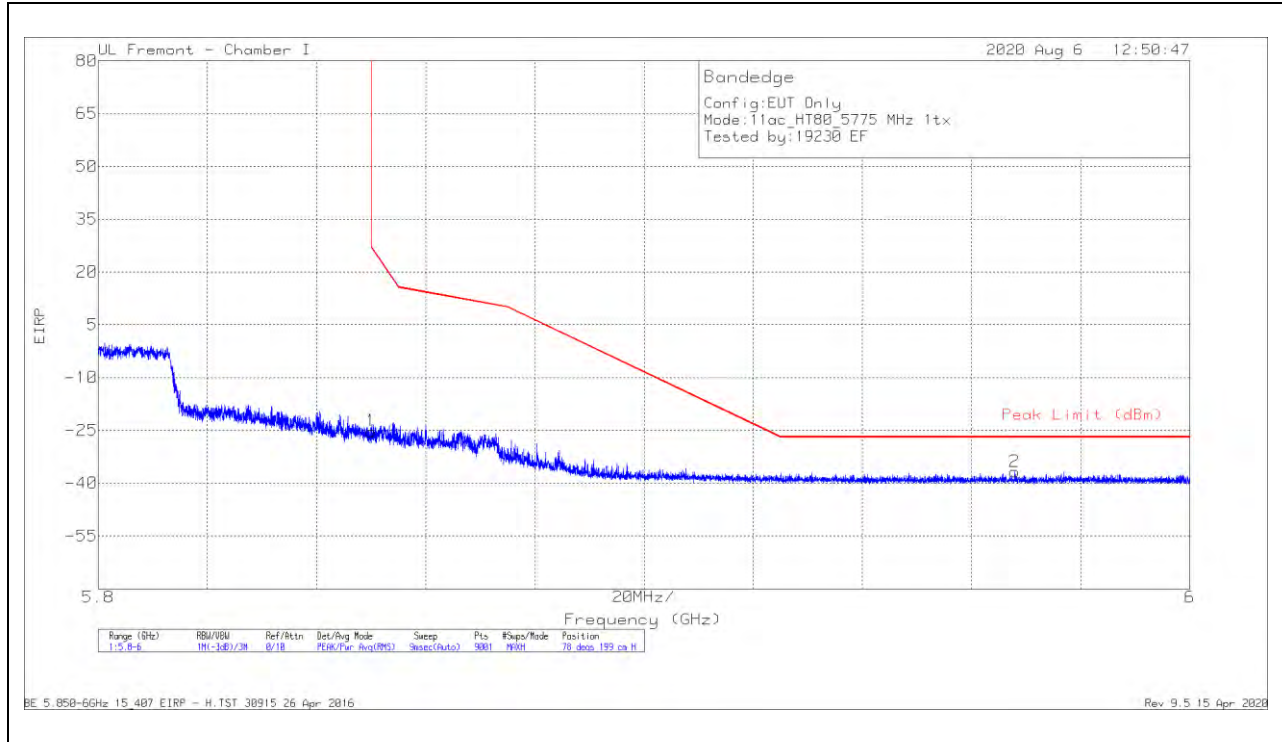


Marker	Frequency (GHz)	Meter Reading (dBm)	Det	AF T346 (dB/m)	Amp/Cbl/Filtr/P ad (dB)	Conversion Factor (dB)	DC Corr (dB)	Corrected Reading EIRP	Peak Limit (dBm)	PK Margin (dB)	Azimuth (Degs)	Height (cm)	Polarity
1	5.725	-49.16	PK	34.7	-14.6	11.8	0	-17.26	26.99	-44.25	81	261	V
2	5.62813	-63.84	PK	34.8	-14.6	11.8	0	-31.84	-27	-4.84	81	261	V

PK - Peak detector

BANDEDGE (CHANNEL 155 HIGH EDGE)

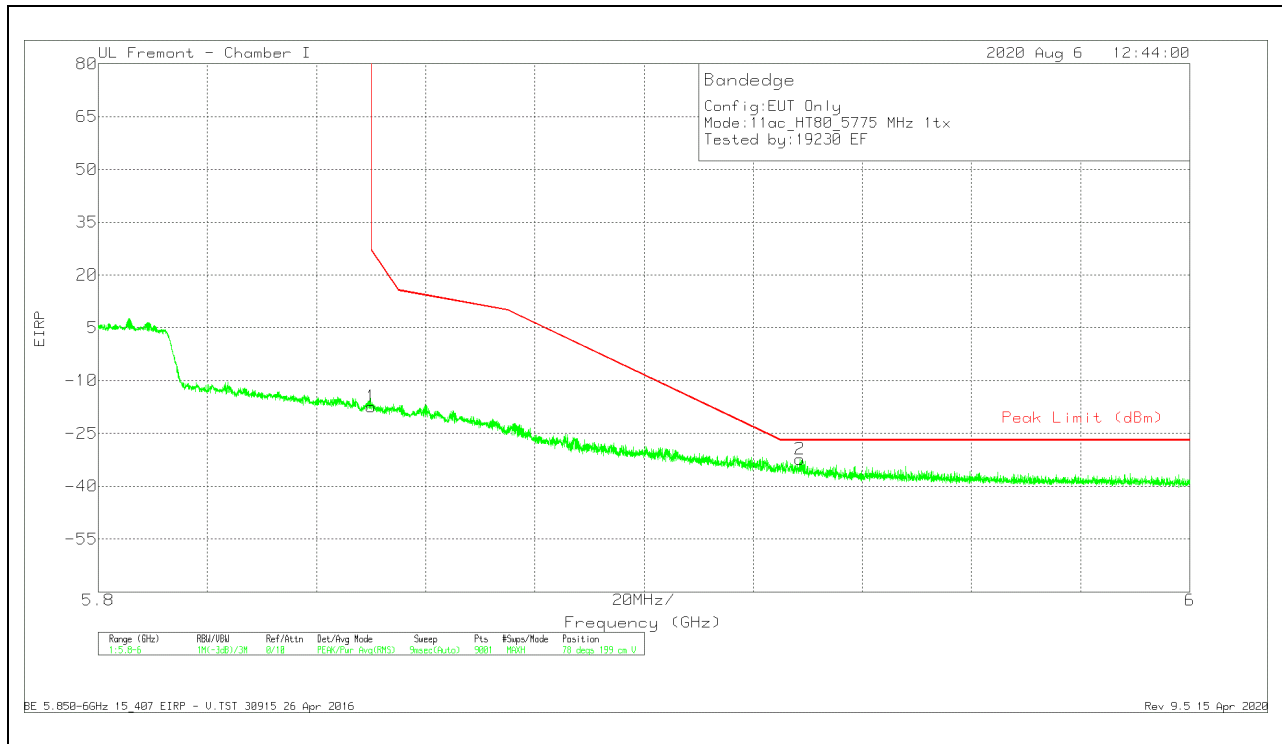
HORIZONTAL RESULT



Marker	Frequency (GHz)	Meter Reading (dBm)	Det	AF T346 (dB/m)	Amp/Cbl/Filtr/P ad (dB)	Conversion Factor (dB)	DC Corr (dB)	Corrected Reading EIRP	Peak Limit (dBm)	PK Margin (dB)	Azimuth (Degs)	Height (cm)	Polarity
1	5.85002	-58.43	Pk	35	-13.6	11.8	0	-25.23	26.95	-52.18	78	199	H
2	5.96793	-70.24	Pk	35.2	-13.5	11.8	0	-36.74	-27	-9.74	78	199	H

Pk - Peak detector

VERTICAL RESULT



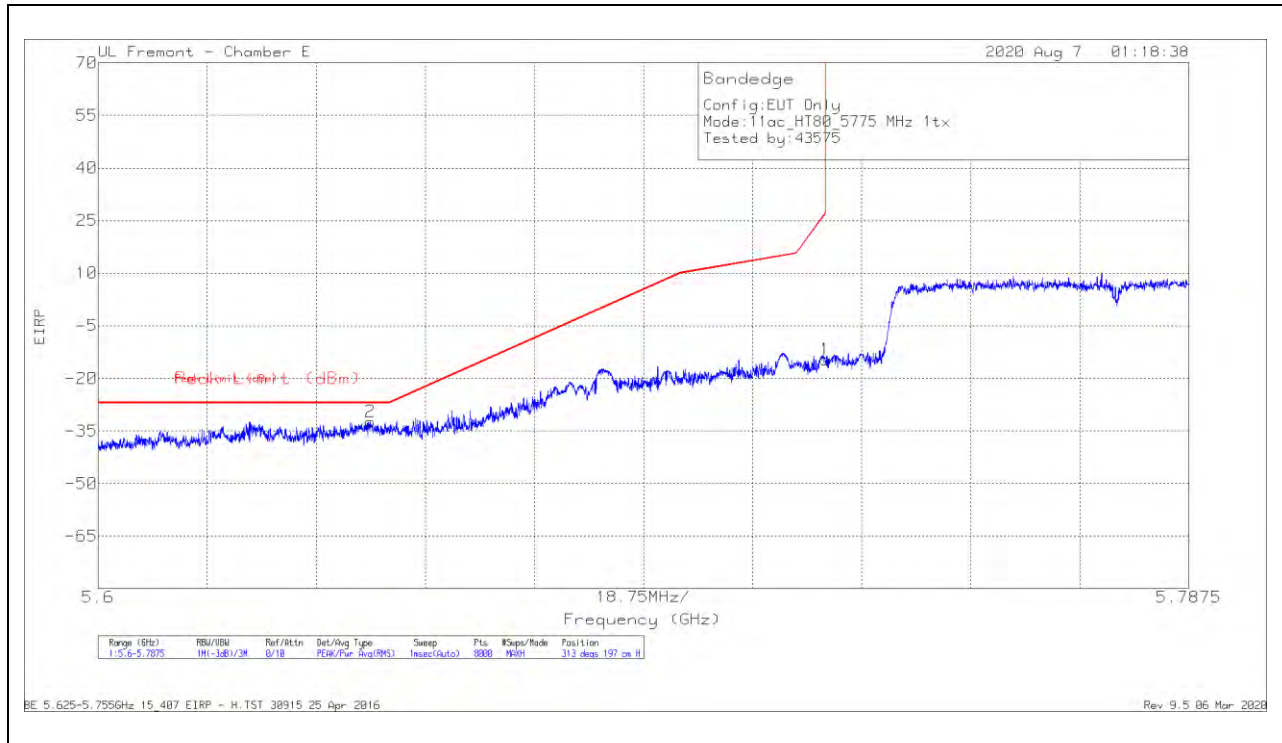
Marker	Frequency (GHz)	Meter Reading (dBm)	Det	AF T346 (dB/m)	Amp/CbI/Filtr/P ad (dB)	Conversion Factor (dB)	DC Corr (dB)	Corrected Reading EIRP	Peak Limit (dBm)	PK Margin (dB)	Azimuth (Degs)	Height (cm)	Polarity
1	5.85002	-50.65	PK	35	-13.6	11.8	0	-17.45	26.95	-44.4	78	199	V
2	5.9286	-65.9	PK	35.1	-13.4	11.8	0	-32.4	-27	-5.4	78	199	V

PK - Peak detector

1TX ANTENNA 5

BANDEDGE (CHANNEL 155 LOW EDGE)

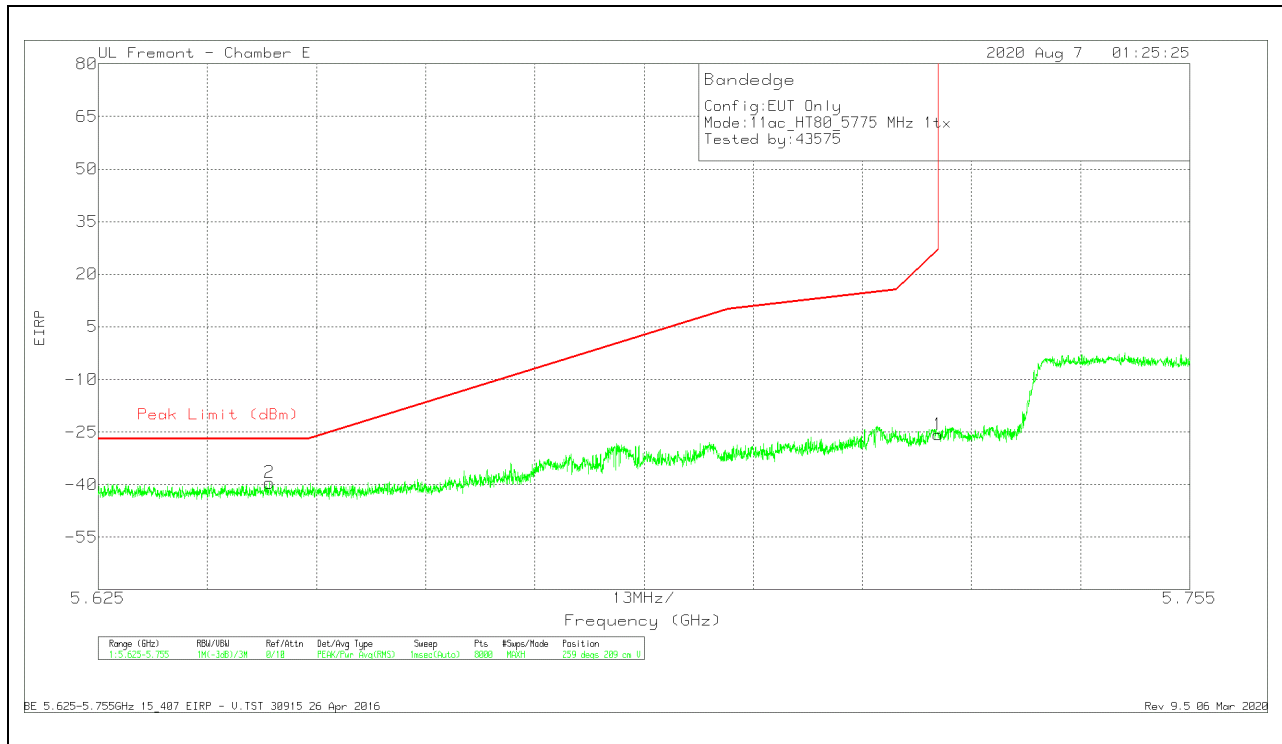
HORIZONTAL RESULT



Marker	Frequency (GHz)	Meter Reading (dBm)	Det	AF T712 (dB/m)	Amp/Cbl/Filtr/Par d (dB)	Conversion Factor (dB)	Corrected Reading EIRP	Peak Limit (dBm)	PK Margin (dB)	Azimuth (Degs)	Height (cm)	Polarity
2	5.64676	-57.33	Pk	34.7	-21.6	11.8	-32.43	-27	-5.43	313	197	H
1	5.72498	-39.92	Pk	34.7	-21.2	11.8	-14.62	26.96	-41.58	313	197	H

Pk - Peak detector

VERTICAL RESULT

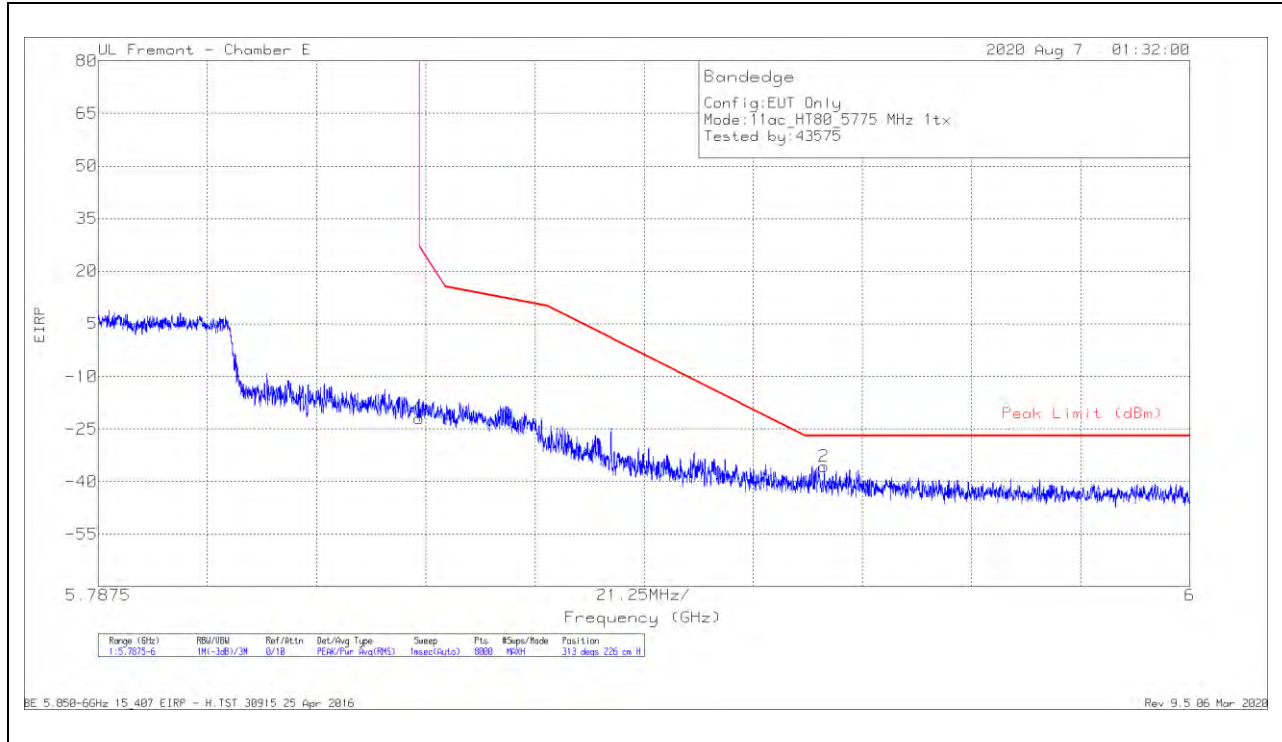


Marker	Frequency (GHz)	Meter Reading (dBm)	Det	AF T712 (dB/m)	Amp/Cbl/Filtr/Parad (dB)	Conversion Factor (dB)	Corrected Reading EIRP	Peak Limit (dBm)	PK Margin (dB)	Azimuth (Degs)	Height (cm)	Polarity
2	5.6454	-64.49	PK	34.8	-21.6	11.8	-39.49	-27	-12.49	259	209	V
1	5.725	-50.98	PK	34.7	-21.2	11.8	-25.68	27	-52.68	259	209	V

Pk - Peak detector

BANDEDGE (CHANNEL 155 HIGH EDGE)

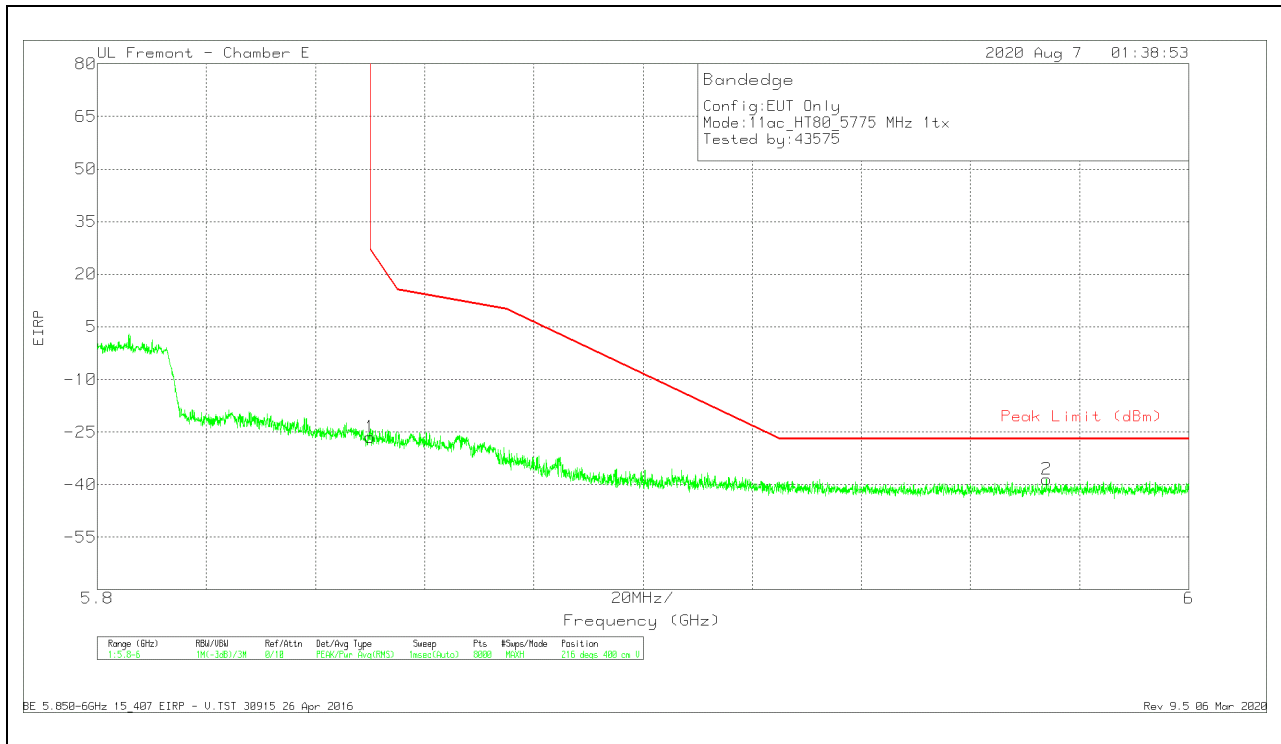
HORIZONTAL RESULT



Marker	Frequency (GHz)	Meter Reading (dBm)	Det	AF T712 (dB/m)	Amp/Cbl/Fitr/Pa d (dB)	Conversion Factor (dB)	Corrected Reading EIRP	Peak Limit (dBm)	PK Margin (dB)	Azimuth (Degs)	Height (cm)	Polarity
1	5.85001	-47.94	Pk	34.9	-20.7	11.8	-21.94	26.98	-48.92	313	226	H
2	5.9288	-61.55	Pk	35.1	-21	11.8	-35.65	-27	-8.65	313	226	H

Pk - Peak detector

VERTICAL RESULT



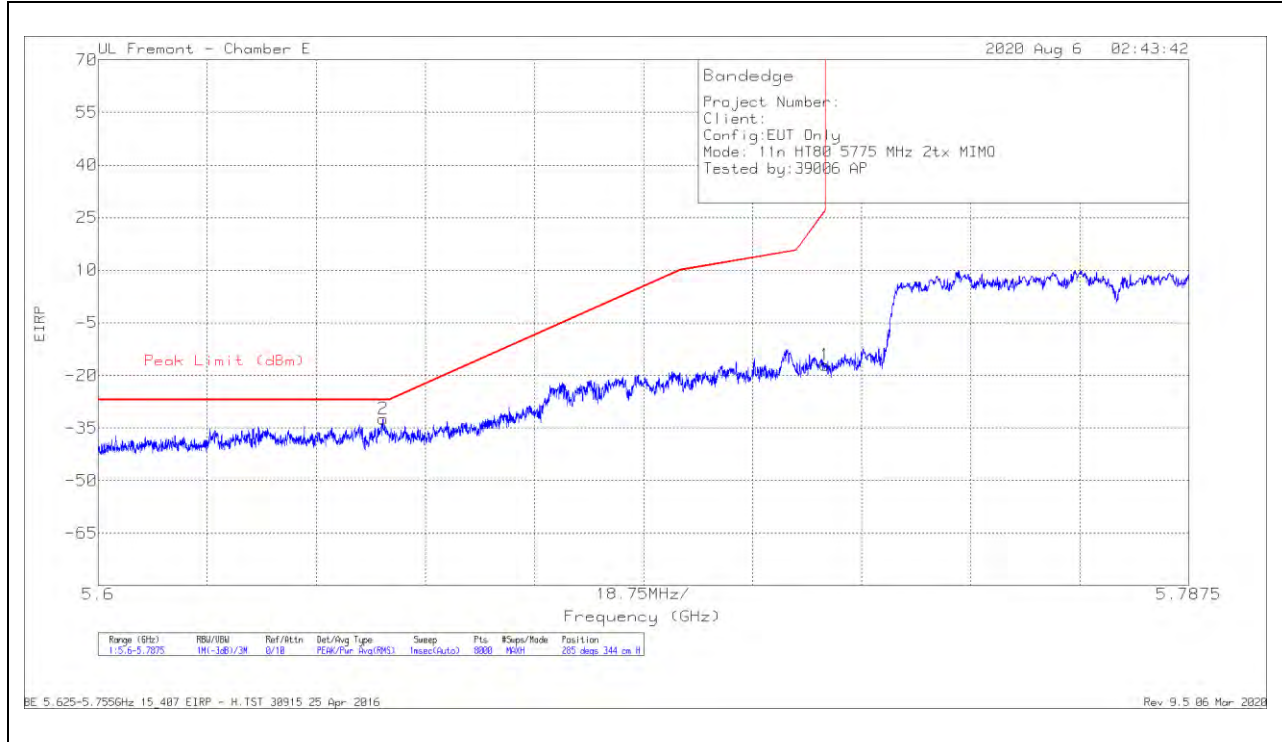
Marker	Frequency (GHz)	Meter Reading (dBm)	Det	AF T712 (dB/m)	Amp/Cbl/Filtr/Pad (dB)	Conversion Factor (dB)	Corrected Reading EIRP	Peak Limit (dBm)	PK Margin (dB)	Azimuth (Degs)	Height (cm)	Polarity
1	5.85001	-52.45	PK	34.9	-20.7	11.8	-26.45	26.99	-53.44	216	400	V
2	5.97392	-64.55	PK	35.2	-20.9	11.8	-38.45	-27	-11.45	216	400	V

Pk - Peak detector

2TX ANTENNA 6 + ANTENNA 5 CDD MODE

BANDEDGE (CHANNEL 155 LOW EDGE)

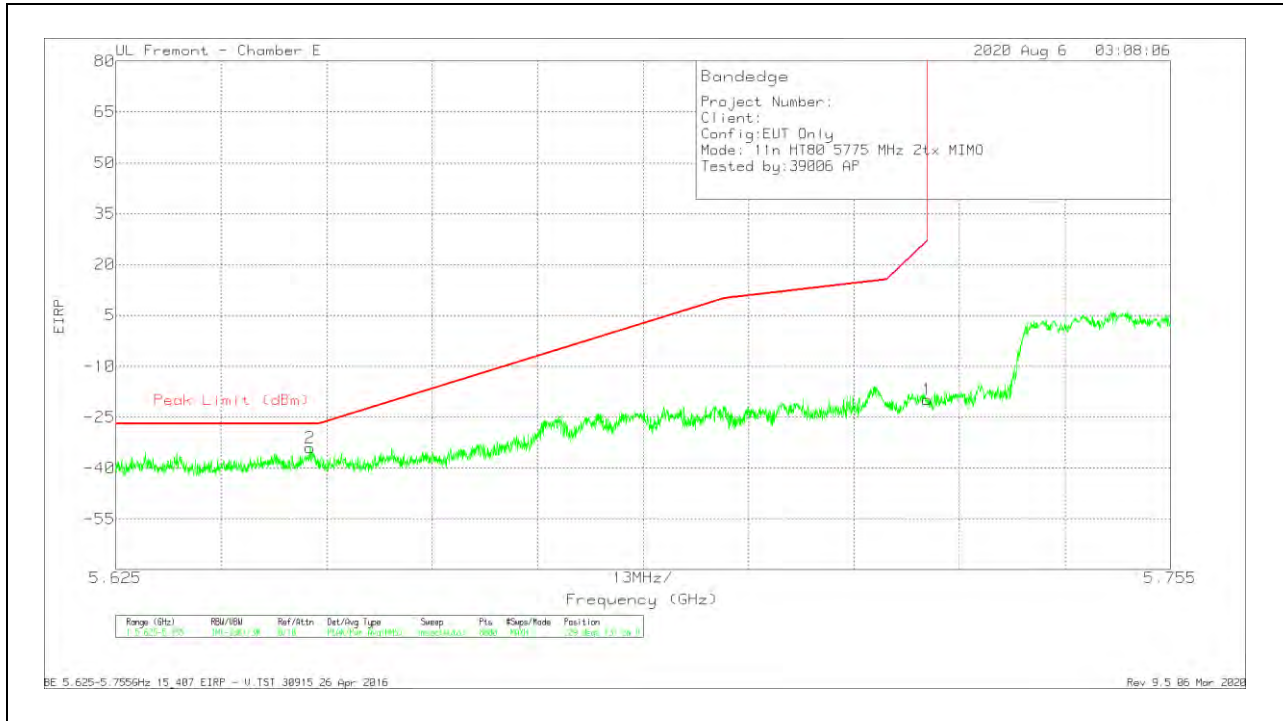
HORIZONTAL RESULT



Marker	Frequency (GHz)	Meter Reading (dBm)	Det	AF T712 (dB/m)	Amp/Cbl/Filtr/Parad (dB)	Conversion Factor (dB)	DC Corr (dB)	Corrected Reading EIRP	Peak Limit (dBm)	PK Margin (dB)	Azimuth (Degs)	Height (cm)	Polarity
2	5.64897	-57.33	Pk	34.7	-21.5	11.8	0	-32.33	-27	-5.33	285	344	H
1	5.72498	-42.34	Pk	34.7	-21.2	11.8	0	-17.04	26.96	-44	285	344	H

Pk - Peak detector

VERTICAL RESULT

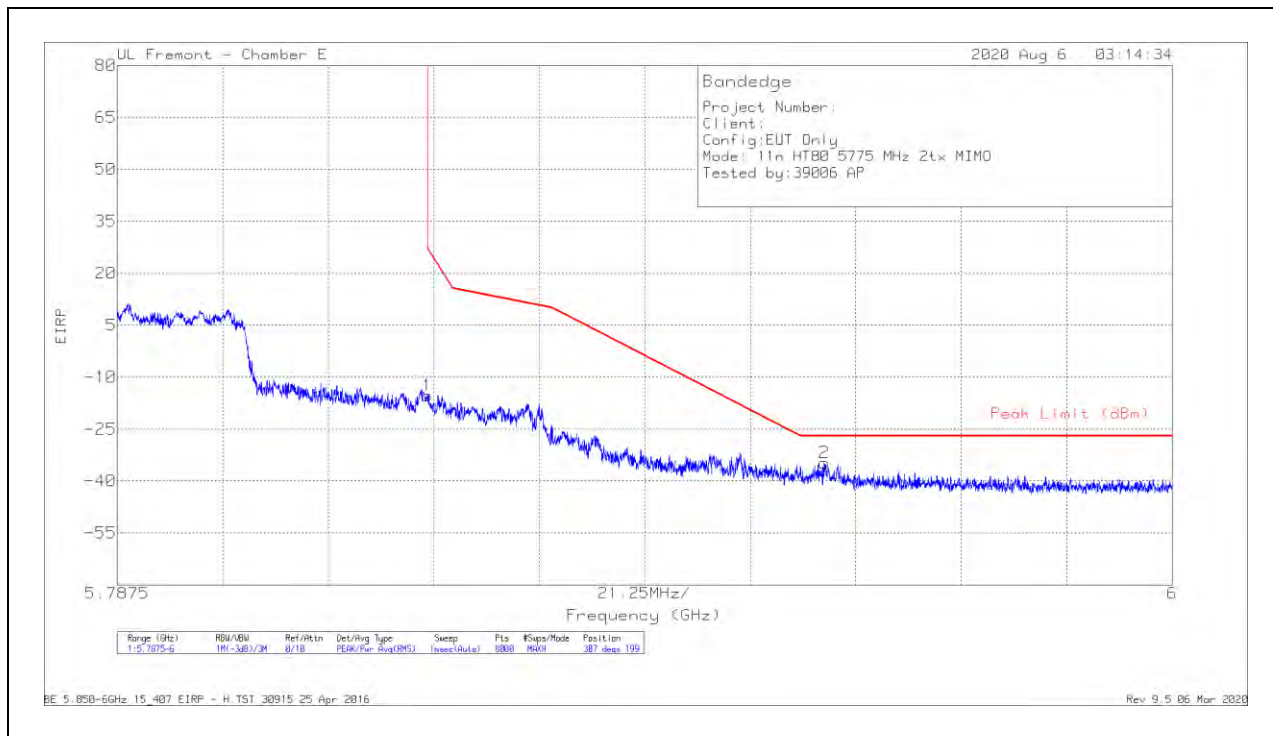


Marker	Frequency (GHz)	Meter Reading (dBm)	Det	AF T712 (dBm)	Amp/Cbl/Filtr/PA d (dB)	Conversion Factor (dB)	DC Corr (dB)	Corrected Reading EIRP	Peak Limit (dBm)	PK Margin (dB)	Azimuth (Degs)	Height (cm)	Polarity
2	5.64897	-59.01	Pk	34.7	-21.5	11.8	0	-34.01	-27	-7.01	229	131	V
1	5.725	-45.18	Pk	34.7	-21.2	11.8	0	-19.88	27	-46.88	229	131	V

PK - Peak detector

BANDEDGE (CHANNEL 155 HIGH EDGE)

HORIZONTAL RESULT



Marker	Frequency (GHz)	Meter Reading (dBm)	Det	AFT712 (dBm)	Amp/Cbl/Filtr/Pad (dB)	Conversion Factor (dB)	DC Corr (dB)	Corrected Reading EIRP	Peak Limit (dBm)	PK Margin (dB)	Azimuth (Degs)	Height (cm)	Polarity
1	5.85001	-41.32	Pk	34.9	-20.7	11.8	0	-15.32	26.98	-42.3	307	199	H
2	5.92992	-60.62	Pk	35.1	-21	11.8	0	-34.72	-27	-7.72	307	199	H

Pk - Peak detector