

GSM 850

Communication System: UID 0, 1@GPRS-FDD (TDMA, GMSK, 1 slot) (0); Frequency: 836.6 MHz;Duty Cycle: 1:8.00018

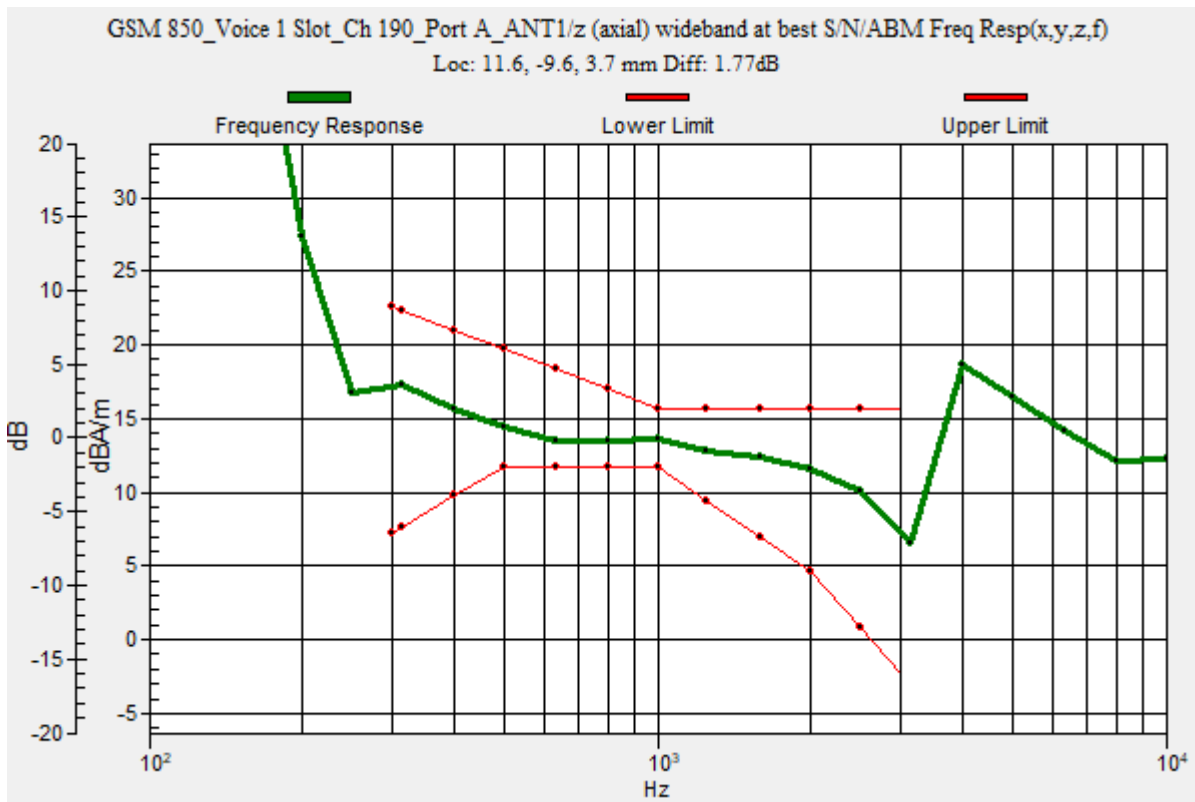
T-Coil scan (scan for ANSI C63.19 2011 compliance)/GSM 850_Voice 1 Slot_Ch 190_Port A_ANT1/z (axial) wideband at best S/N/ABM Freq Resp(x,y,z,f) (1x1x1):

Measurement grid: dx=10mm, dy=10mm
 Signal Type: Audio File (.wav) 48k_voice_300-3000_2s.wav
 Output Gain: 47.21
 Measure Window Start: 300ms
 Measure Window Length: 2000ms
 BWC applied: 10.80 dB
 Device Reference Point: 0, 0, -6.3 mm

Category	Telephone parameters WD signal quality [(signal+noise)-to-noise ratio in decibels]
Category T1	0 dB to 10 dB
Category T2	10 dB to 20 dB
Category T3	20 dB to 30 dB
Category T4	> 30 dB

Cursor:

Diff = 1.77 dB
 BWC Factor = 10.80 dB
 Location: 11.6, -9.6, 3.7 mm



GSM 850

Communication System: UID 0, 1@GPRS-FDD (TDMA, GMSK, 1 slot) (0); Frequency: 836.6 MHz; Duty Cycle: 1:8.00018

Phantom section: TCoil Section

DASY5 Configuration:

- Probe: AM1DV3 - 3083; ; Calibrated: 1/20/2020
- Sensor-Surface: 0mm (Fix Surface)
- Electronics: DAE4 Sn1357; Calibrated: 2/20/2020
- Phantom: HAC Test Arch with AMCC; Type: SD HAC P01 BB
- Measurement SW: DASY52, Version 52.10 (4);SEMCAD X Version 14.6.14 (7483)

T-Coil scan (scan for ANSI C63.19 2011 compliance)/GSM 850_Voice 1 Slot_Ch 190_Port A_ANT1/z (axial) 4.2mm 50 x 50/ABM Interpolated SNR(x,y,z) (121x121x1):

Interpolated grid: dx=1.000 mm, dy=1.000 mm

Signal Type: Audio File (.wav) 48k_voice_1kHz_1s.wav

Output Gain: 24.07

Measure Window Start: 300ms

Measure Window Length: 1000ms

BWC applied: 0.16 dB

Device Reference Point: 0, 0, -6.3 mm

Cursor:

ABM1/ABM2 = 46.71 dB


ABM1 comp = 13.20 dBA/m

BWC Factor = 0.16 dB

Location: 11.7, -9.6, 3.7 mm

ABM2 = -9.17 dBA/m

Location: 25, -8.3, 3.7 mm



0 dB = 1.000 = 0.00 dB

GSM 850

Communication System: UID 0, 1@GPRS-FDD (TDMA, GMSK, 1 slot) (0); Frequency: 836.6 MHz; Duty Cycle: 1:8.00018

Phantom section: TCoil Section

DASY5 Configuration:

- Probe: AM1DV3 - 3083; ; Calibrated: 1/20/2020
- Sensor-Surface: 0mm (Fix Surface)
- Electronics: DAE4 Sn1357; Calibrated: 2/20/2020
- Phantom: HAC Test Arch with AMCC; Type: SD HAC P01 BB
- Measurement SW: DASY52, Version 52.10 (4);SEMCAD X Version 14.6.14 (7483)

T-Coil scan (scan for ANSI C63.19 2011 compliance)/GSM 850_Voice 1 Slot_Ch 190_Port A_ANT1/y (transversal) 4.2mm 50 x 50/ABM Interpolated SNR(x,y,z) (121x121x1):

Interpolated grid: dx=1.000 mm, dy=1.000 mm

Signal Type: Audio File (.wav) 48k_voice_1kHz_1s.wav

Output Gain: 24.07

Measure Window Start: 300ms

Measure Window Length: 1000ms

BWC applied: 0.16 dB

Device Reference Point: 0, 0, -6.3 mm

Cursor:

ABM1/ABM2 = 42.03 dB


ABM1 comp = 4.53 dBA/m

BWC Factor = 0.16 dB

Location: 8.3, -3.8, 3.7 mm

ABM2 = -7.61 dBA/m

Location: 25, -20.8, 3.7 mm



0 dB = 1.000 = 0.00 dB

GSM 1900

Communication System: UID 0, 1@GPRS-FDD (TDMA, GMSK, 1 slot) (0); Frequency: 1880 MHz;Duty Cycle: 1:8.00018

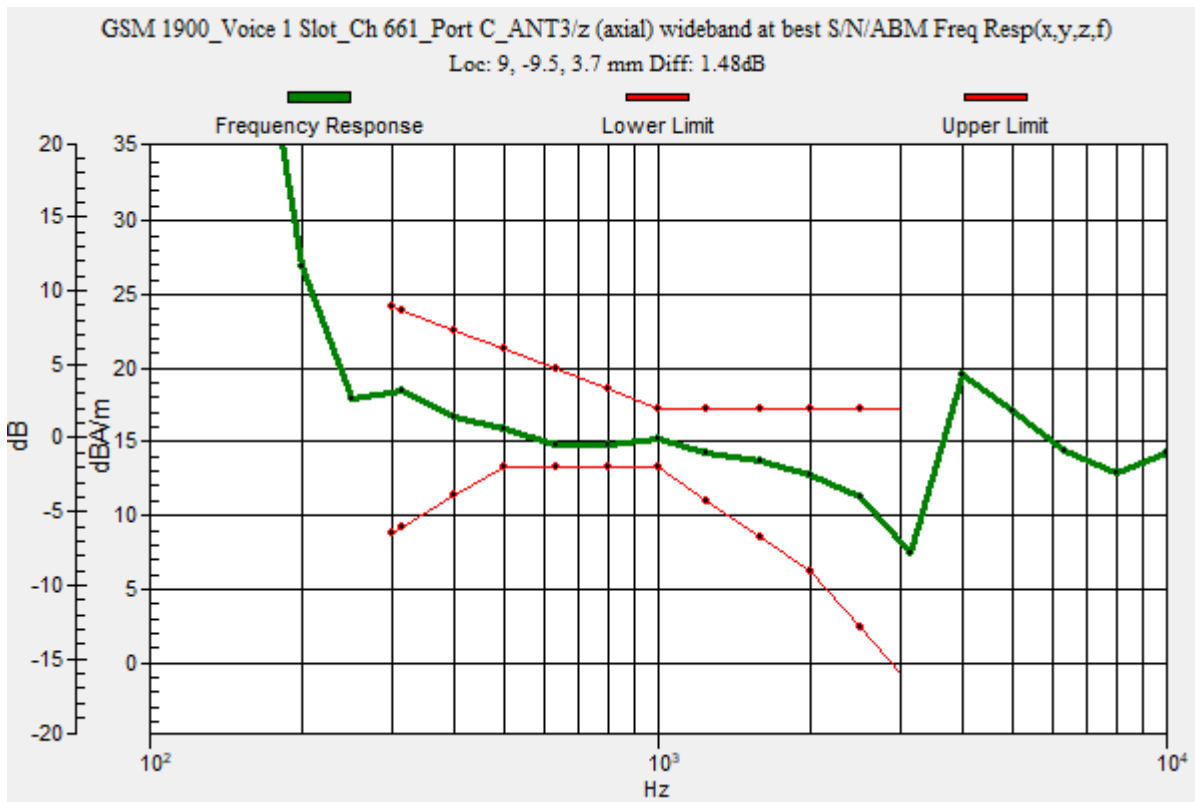
T-Coil scan (scan for ANSI C63.19 2011 compliance)/GSM 1900_Voice 1 Slot_Ch 661_Port C_ANT3/z (axial) wideband at best S/N/ABM Freq Resp(x,y,z,f) (1x1x1):

Measurement grid: dx=10mm, dy=10mm
 Signal Type: Audio File (.wav) 48k_voice_300-3000_2s.wav
 Output Gain: 47.21
 Measure Window Start: 300ms
 Measure Window Length: 2000ms
 BWC applied: 10.80 dB
 Device Reference Point: 0, 0, -6.3 mm

Category	Telephone parameters WD signal quality [(signal+noise)-to-noise ratio in decibels]
Category T1	0 dB to 10 dB
Category T2	10 dB to 20 dB
Category T3	20 dB to 30 dB
Category T4	> 30 dB

Cursor:

Diff = 1.48 dB
 BWC Factor = 10.80 dB
 Location: 9, -9.5, 3.7 mm



GSM 1900

Communication System: UID 0, 1@GPRS-FDD (TDMA, GMSK, 1 slot) (0); Frequency: 1880 MHz; Duty Cycle: 1:8.00018

Phantom section: TCoil Section

DASY5 Configuration:

- Probe: AM1DV3 - 3083; ; Calibrated: 1/20/2020
- Sensor-Surface: 0mm (Fix Surface)
- Electronics: DAE4 Sn1357; Calibrated: 2/20/2020
- Phantom: HAC Test Arch with AMCC; Type: SD HAC P01 BB
- Measurement SW: DASY52, Version 52.10 (4);SEMCAD X Version 14.6.14 (7483)

T-Coil scan (scan for ANSI C63.19 2011 compliance)/GSM 1900_Voice 1 Slot_Ch

661_Port C_ANT3/z (axial) Single Point/ABM SNR(x,y,z) (1x1x1): Measurement grid: dx=10mm, dy=10mm

Signal Type: Audio File (.wav) 48k_voice_1kHz_1s.wav

Output Gain: 24.07

Measure Window Start: 300ms

Measure Window Length: 1000ms

BWC applied: 0.16 dB

Device Reference Point: 0, 0, -6.3 mm

Cursor:

ABM1/ABM2 = 48.14 dB


ABM1 comp = 14.38 dBA/m

BWC Factor = 0.16 dB

Location: 9, -9.5, 3.7 mm

ABM2 = -33.75 dBA/m

Location: 9, -9.5, 3.7 mm



0 dB = 1.000 = 0.00 dB

GSM 1900

Communication System: UID 0, 1@GPRS-FDD (TDMA, GMSK, 1 slot) (0); Frequency: 1880 MHz; Duty Cycle: 1:8.00018

Phantom section: TCoil Section

DASY5 Configuration:

- Probe: AM1DV3 - 3083; ; Calibrated: 1/20/2020
- Sensor-Surface: 0mm (Fix Surface)
- Electronics: DAE4 Sn1357; Calibrated: 2/20/2020
- Phantom: HAC Test Arch with AMCC; Type: SD HAC P01 BB
- Measurement SW: DASY52, Version 52.10 (4);SEMCAD X Version 14.6.14 (7483)

T-Coil scan (scan for ANSI C63.19 2011 compliance)/GSM 1900_Voice 1 Slot_Ch

661_Port C_ANT3/y (transversal) Single Point/ABM SNR(x,y,z) (1x1x1): Measurement grid:

dx=10mm, dy=10mm

Signal Type: Audio File (.wav) 48k_voice_1kHz_1s.wav

Output Gain: 24.07

Measure Window Start: 300ms

Measure Window Length: 1000ms

BWC applied: 0.16 dB

Device Reference Point: 0, 0, -6.3 mm

Cursor:

ABM1/ABM2 = 42.76 dB


ABM1 comp = 4.71 dBA/m

BWC Factor = 0.16 dB

Location: 8.1, -3.6, 3.7 mm

ABM2 = -38.04 dBA/m

Location: 8.1, -3.6, 3.7 mm



0 dB = 1.000 = 0.00 dB

W-CDMA Band II

Communication System: UID 0, 1@UMTS-FDD (WCDMA) (0); Frequency: 1907.6 MHz;Duty Cycle: 1:1

T-Coil scan (scan for ANSI C63.19 2011 compliance)/W-CDMA Band II_Rel. 99_Ch 9538_AMR-WB 6.6 kbps_Port A_ANT1/z (axial) wideband at best S/N/ABM Freq

Resp(x,y,z,f) (1x1x1): Measurement grid: dx=10mm, dy=10mm

Signal Type: Audio File (.wav) 48k_voice_300-3000_2s.wav

Output Gain: 47.21

Measure Window Start: 300ms

Measure Window Length: 2000ms

BWC applied: 10.80 dB

Device Reference Point: 0, 0, -6.3 mm

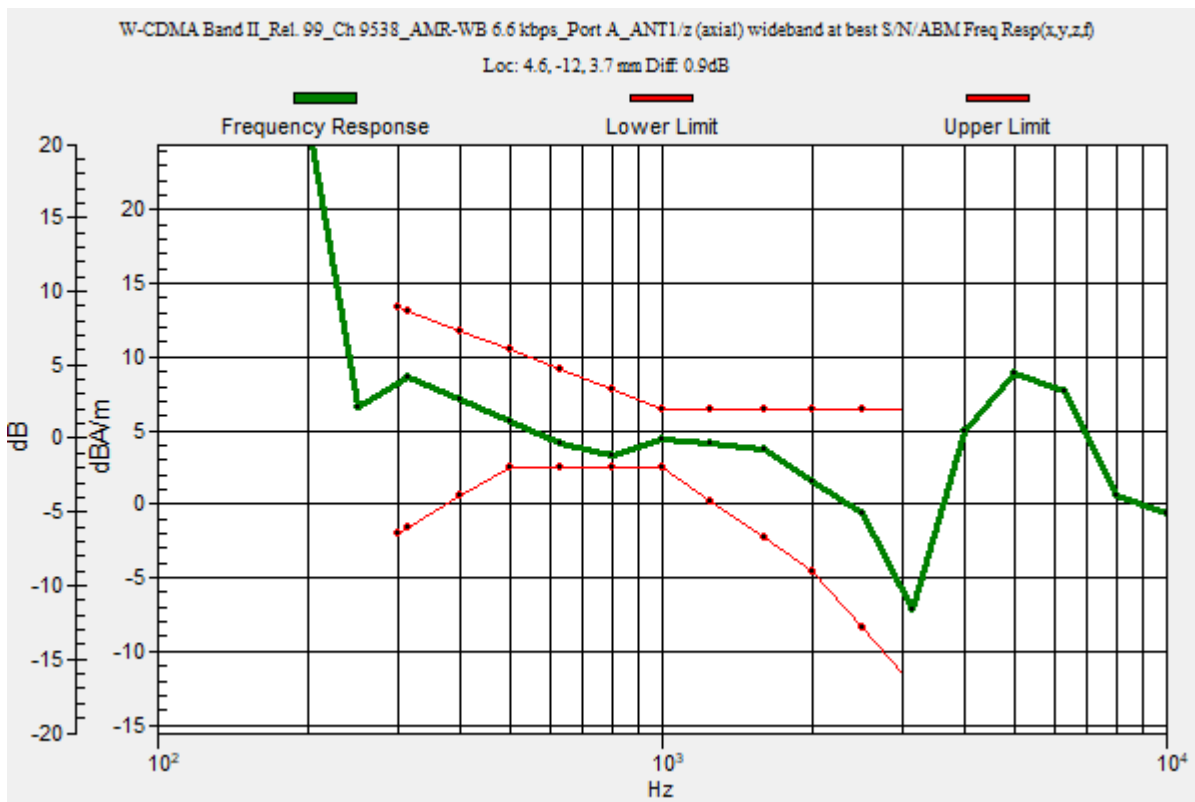
Category	Telephone parameters WD signal quality [(signal+noise)-to-noise ratio in decibels]
Category T1	0 dB to 10 dB
Category T2	10 dB to 20 dB
Category T3	20 dB to 30 dB
Category T4	> 30 dB

Cursor:

Diff = 0.90 dB

BWC Factor = 10.80 dB

Location: 4.6, -12, 3.7 mm



W-CDMA Band II

Communication System: UID 0, 1@UMTS-FDD (WCDMA) (0); Frequency: 1907.6 MHz; Duty Cycle: 1:1

Phantom section: TCoil Section

DASY5 Configuration:

- Probe: AM1DV3 - 3083; ; Calibrated: 1/20/2020
- Sensor-Surface: 0mm (Fix Surface)
- Electronics: DAE4 Sn1357; Calibrated: 2/20/2020
- Phantom: HAC Test Arch with AMCC; Type: SD HAC P01 BB
- Measurement SW: DASY52, Version 52.10 (4);SEMCAD X Version 14.6.14 (7483)

T-Coil scan (scan for ANSI C63.19 2011 compliance)/W-CDMA Band II_Rel. 99_Ch 9538_AMR-WB 6.6 kbps_Port A_ANT1/z (axial) Single Point/ABM SNR(x,y,z) (1x1x1):

Measurement grid: dx=10mm, dy=10mm

Signal Type: Audio File (.wav) 48k_voice_1kHz_1s.wav

Output Gain: 24.07

Measure Window Start: 300ms

Measure Window Length: 1000ms

BWC applied: 0.16 dB

Device Reference Point: 0, 0, -6.3 mm

Cursor:

ABM1/ABM2 = 45.30 dB

ABM1 comp = 2.82 dBA/m

BWC Factor = 0.16 dB

Location: 4.6, -12, 3.7 mm

ABM2 = -42.48 dBA/m

Location: 4.6, -12, 3.7 mm



0 dB = 1.000 = 0.00 dB

W-CDMA Band II

Communication System: UID 0, 1@UMTS-FDD (WCDMA) (0); Frequency: 1907.6 MHz; Duty Cycle: 1:1

Phantom section: TCoil Section

DASY5 Configuration:

- Probe: AM1DV3 - 3083; ; Calibrated: 1/20/2020
- Sensor-Surface: 0mm (Fix Surface)
- Electronics: DAE4 Sn1357; Calibrated: 2/20/2020
- Phantom: HAC Test Arch with AMCC; Type: SD HAC P01 BB
- Measurement SW: DASY52, Version 52.10 (4);SEMCAD X Version 14.6.14 (7483)

T-Coil scan (scan for ANSI C63.19 2011 compliance)/W-CDMA Band II_Rel. 99_Ch 9538_AMR-WB 6.6 kbps_Port A_ANT1/y (transversal) Single Point/ABM SNR(x,y,z)

(1x1x1): Measurement grid: dx=10mm, dy=10mm

Signal Type: Audio File (.wav) 48k_voice_1kHz_1s.wav

Output Gain: 24.07

Measure Window Start: 300ms

Measure Window Length: 1000ms

BWC applied: 0.16 dB

Device Reference Point: 0, 0, -6.3 mm

Cursor:

ABM1/ABM2 = 46.02 dB


ABM1 comp = -1.69 dBA/m

BWC Factor = 0.16 dB

Location: 8.3, -2.3, 3.7 mm

ABM2 = -47.72 dBA/m

Location: 8.3, -2.3, 3.7 mm



0 dB = 1.000 = 0.00 dB

W-CDMA Band IV

Communication System: UID 0, 1@UMTS-FDD (WCDMA) (0); Frequency: 1732.6 MHz;Duty Cycle: 1:1

T-Coil scan (scan for ANSI C63.19 2011 compliance)/W-CDMA Band IV_Rel. 99_Ch 1413_AMR-WB 6.6 kbps_Port A_ANT1/z (axial) wideband at best S/N/ABM Freq

Resp(x,y,z,f) (1x1x1): Measurement grid: dx=10mm, dy=10mm

Signal Type: Audio File (.wav) 48k_voice_300-3000_2s.wav

Output Gain: 47.21

Measure Window Start: 300ms

Measure Window Length: 2000ms

BWC applied: 10.80 dB

Device Reference Point: 0, 0, -6.3 mm

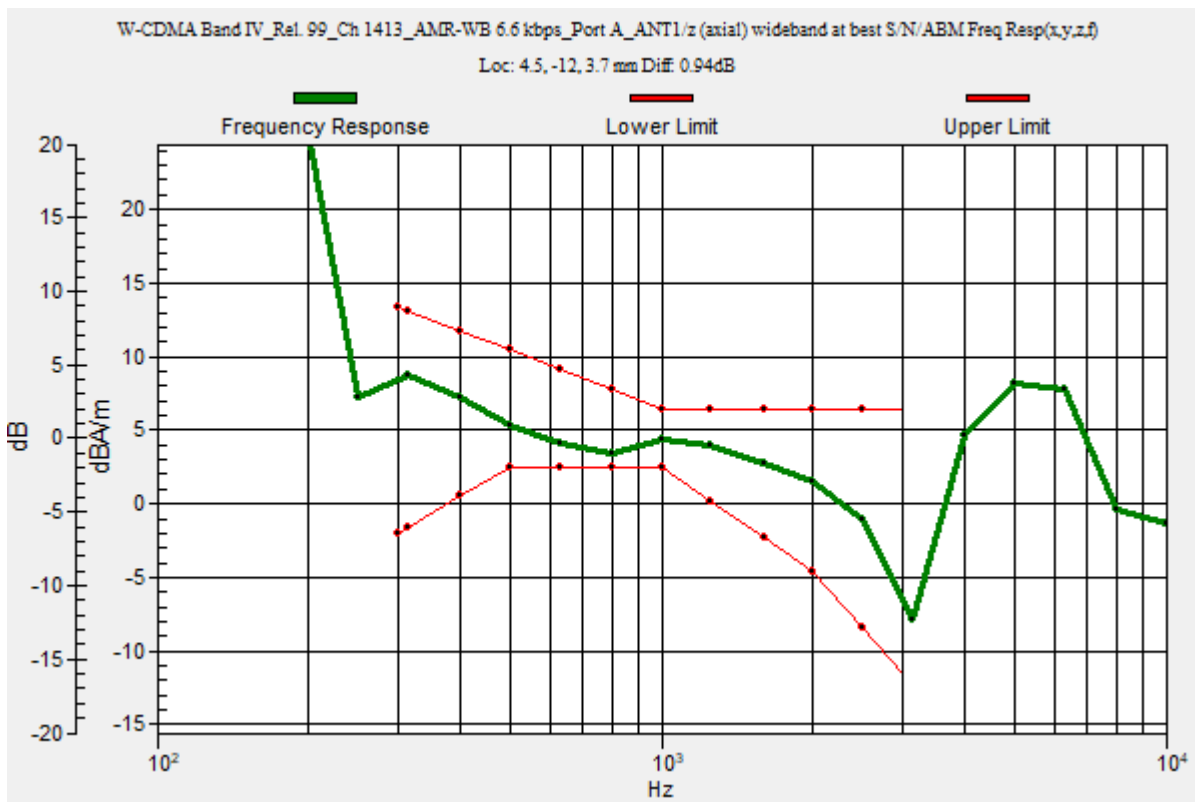
Category	Telephone parameters WD signal quality [(signal+noise)-to-noise ratio in decibels]
Category T1	0 dB to 10 dB
Category T2	10 dB to 20 dB
Category T3	20 dB to 30 dB
Category T4	> 30 dB

Cursor:

Diff = 0.94 dB

BWC Factor = 10.80 dB

Location: 4.5, -12, 3.7 mm



W-CDMA Band IV

Communication System: UID 0, 1@UMTS-FDD (WCDMA) (0); Frequency: 1732.6 MHz; Duty Cycle: 1:1

Phantom section: TCoil Section

DASY5 Configuration:

- Probe: AM1DV3 - 3083; ; Calibrated: 1/20/2020
- Sensor-Surface: 0mm (Fix Surface)
- Electronics: DAE4 Sn1357; Calibrated: 2/20/2020
- Phantom: HAC Test Arch with AMCC; Type: SD HAC P01 BB
- Measurement SW: DASY52, Version 52.10 (4);SEMCAD X Version 14.6.14 (7483)

T-Coil scan (scan for ANSI C63.19 2011 compliance)/W-CDMA Band IV_Rel. 99_Ch 1413_AMR-WB 6.6 kbps_Port A_ANT1/z (axial) 4.2mm 50 x 50/ABM Interpolated

SNR(x,y,z) (121x121x1): Interpolated grid: dx=1.000 mm, dy=1.000 mm

Signal Type: Audio File (.wav) 48k_voice_1kHz_1s.wav

Output Gain: 24.07

Measure Window Start: 300ms

Measure Window Length: 1000ms

BWC applied: 0.16 dB

Device Reference Point: 0, 0, -6.3 mm

Cursor:

ABM1/ABM2 = 46.06 dB


ABM1 comp = 1.92 dBA/m

BWC Factor = 0.16 dB

Location: 4.6, -12.1, 3.7 mm

ABM2 = -33.73 dBA/m

Location: 16.7, -12.5, 3.7 mm



0 dB = 1.000 = 0.00 dB

W-CDMA Band IV

Communication System: UID 0, 1@UMTS-FDD (WCDMA) (0); Frequency: 1732.6 MHz; Duty Cycle: 1:1

Phantom section: TCoil Section

DASY5 Configuration:

- Probe: AM1DV3 - 3083; ; Calibrated: 1/20/2020
- Sensor-Surface: 0mm (Fix Surface)
- Electronics: DAE4 Sn1357; Calibrated: 2/20/2020
- Phantom: HAC Test Arch with AMCC; Type: SD HAC P01 BB
- Measurement SW: DASY52, Version 52.10 (4);SEMCAD X Version 14.6.14 (7483)

T-Coil scan (scan for ANSI C63.19 2011 compliance)/W-CDMA Band IV_Rel. 99_Ch 1413_AMR-WB 6.6 kbps_Port A_ANT1/y (transversal) 4.2mm 50 x 50/ABM Interpolated

SNR(x,y,z) (121x121x1): Interpolated grid: dx=1.000 mm, dy=1.000 mm

Signal Type: Audio File (.wav) 48k_voice_1kHz_1s.wav

Output Gain: 24.07

Measure Window Start: 300ms

Measure Window Length: 1000ms

BWC applied: 0.16 dB

Device Reference Point: 0, 0, -6.3 mm

Cursor:

ABM1/ABM2 = 46.52 dB


ABM1 comp = -2.40 dBA/m

BWC Factor = 0.16 dB

Location: 8.8, -2.9, 3.7 mm

ABM2 = -36.11 dBA/m

Location: 25, -20.8, 3.7 mm



0 dB = 1.000 = 0.00 dB

W-CDMA Band V

Communication System: UID 0, 1@UMTS-FDD (WCDMA) (0); Frequency: 836.6 MHz;Duty Cycle: 1:1

T-Coil scan (scan for ANSI C63.19 2011 compliance)/W-CDMA Band V_Rel. 99_Ch 4183_AMR-WB 6.6 kbps_Port A_ANT1/z (axial) wideband at best S/N/ABM Freq

Resp(x,y,z,f) (1x1x1): Measurement grid: dx=10mm, dy=10mm

Signal Type: Audio File (.wav) 48k_voice_300-3000_2s.wav

Output Gain: 47.21

Measure Window Start: 300ms

Measure Window Length: 2000ms

BWC applied: 10.80 dB

Device Reference Point: 0, 0, -6.3 mm

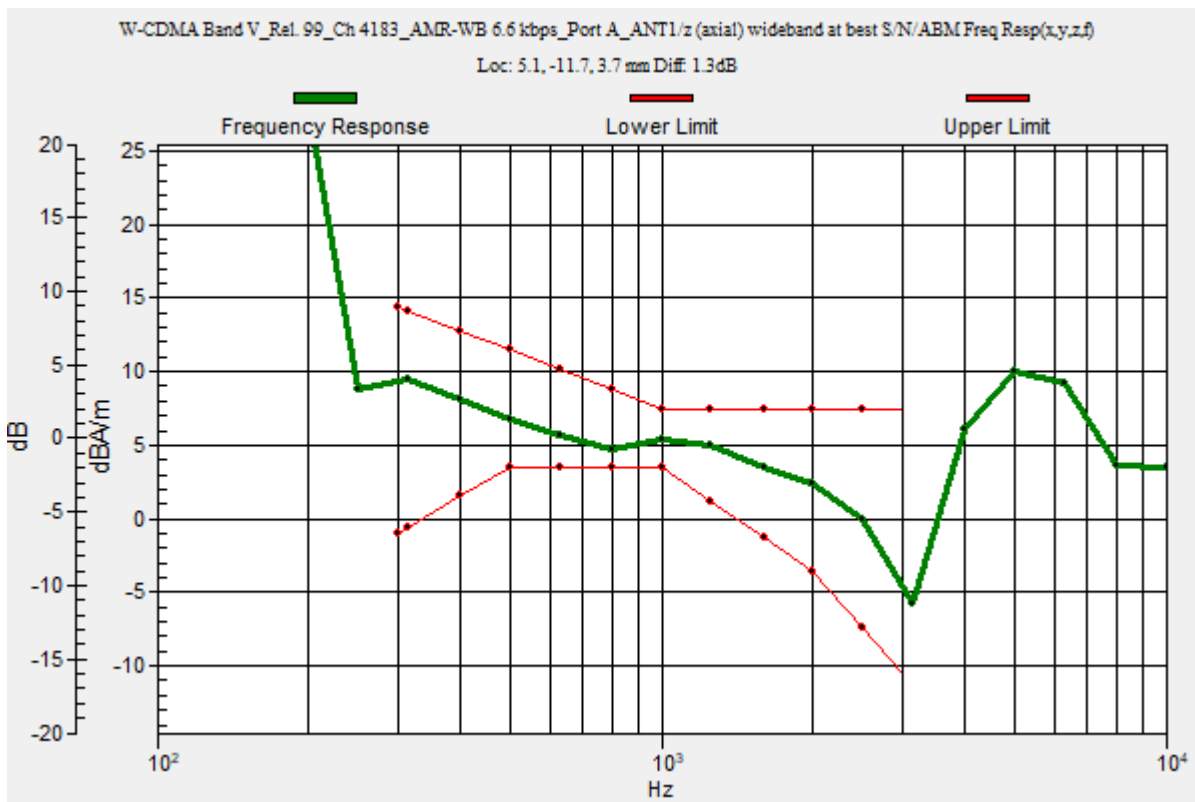
Category	Telephone parameters WD signal quality [(signal+noise)-to-noise ratio in decibels]
Category T1	0 dB to 10 dB
Category T2	10 dB to 20 dB
Category T3	20 dB to 30 dB
Category T4	> 30 dB

Cursor:

Diff = 1.30 dB

BWC Factor = 10.80 dB

Location: 5.1, -11.7, 3.7 mm



W-CDMA Band V

Communication System: UID 0, 1@UMTS-FDD (WCDMA) (0); Frequency: 836.6 MHz; Duty Cycle: 1:1

Phantom section: TCoil Section

DASY5 Configuration:

- Probe: AM1DV3 - 3083; ; Calibrated: 1/20/2020
- Sensor-Surface: 0mm (Fix Surface)
- Electronics: DAE4 Sn1357; Calibrated: 2/20/2020
- Phantom: HAC Test Arch with AMCC; Type: SD HAC P01 BB
- Measurement SW: DASY52, Version 52.10 (4);SEMCAD X Version 14.6.14 (7483)

T-Coil scan (scan for ANSI C63.19 2011 compliance)/W-CDMA Band V_Rel. 99_Ch 4183_AMR-WB 6.6 kbps_Port A_ANT1/z (axial) 4.2mm 50 x 50/ABM Interpolated

SNR(x,y,z) (121x121x1): Interpolated grid: dx=1.000 mm, dy=1.000 mm

Signal Type: Audio File (.wav) 48k_voice_1kHz_1s.wav

Output Gain: 24.07

Measure Window Start: 300ms

Measure Window Length: 1000ms

BWC applied: 0.16 dB

Device Reference Point: 0, 0, -6.3 mm

Cursor:

ABM1/ABM2 = 44.45 dB


ABM1 comp = 2.67 dBA/m

BWC Factor = 0.16 dB

Location: 5, -11.7, 3.7 mm

ABM2 = -23.26 dBA/m

Location: 20.8, -25, 3.7 mm



0 dB = 1.000 = 0.00 dB

W-CDMA Band V

Communication System: UID 0, 1@UMTS-FDD (WCDMA) (0); Frequency: 836.6 MHz; Duty Cycle: 1:1

Phantom section: TCoil Section

DASY5 Configuration:

- Probe: AM1DV3 - 3083; ; Calibrated: 1/20/2020
- Sensor-Surface: 0mm (Fix Surface)
- Electronics: DAE4 Sn1357; Calibrated: 2/20/2020
- Phantom: HAC Test Arch with AMCC; Type: SD HAC P01 BB
- Measurement SW: DASY52, Version 52.10 (4);SEMCAD X Version 14.6.14 (7483)

T-Coil scan (scan for ANSI C63.19 2011 compliance)/W-CDMA Band V_Rel. 99_Ch 4183_AMR-WB 6.6 kbps_Port A_ANT1/y (transversal) 4.2mm 50 x 50/ABM Interpolated

SNR(x,y,z) (121x121x1): Interpolated grid: dx=1.000 mm, dy=1.000 mm

Signal Type: Audio File (.wav) 48k_voice_1kHz_1s.wav

Output Gain: 24.07

Measure Window Start: 300ms

Measure Window Length: 1000ms

BWC applied: 0.16 dB

Device Reference Point: 0, 0, -6.3 mm

Cursor:

ABM1/ABM2 = 44.39 dB


ABM1 comp = -2.19 dBA/m

BWC Factor = 0.16 dB

Location: 8.3, -2.5, 3.7 mm

ABM2 = -25.56 dBA/m

Location: 25, -20.8, 3.7 mm



0 dB = 1.000 = 0.00 dB

CDMA BC0

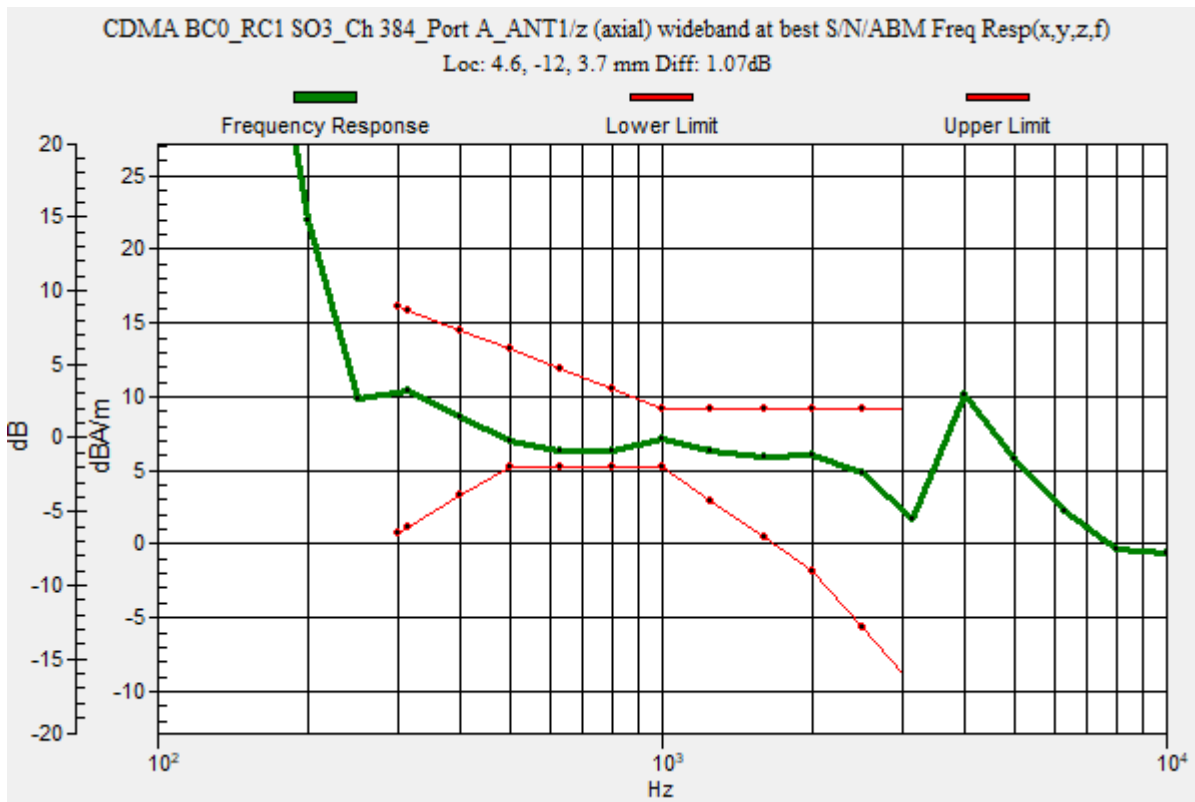
Communication System: UID 0, 1@CDMA2000 (0); Frequency: 836.52 MHz;Duty Cycle: 1:1

T-Coil scan (scan for ANSI C63.19 2011 compliance)/CDMA BC0_RC1 SO3_Ch 384_Port A_ANT1/z (axial) wideband at best S/N/ABM Freq Resp(x,y,z,f) (1x1x1): Measurement grid:

dx=10mm, dy=10mm
 Signal Type: Audio File (.wav) 48k_voice_300-3000_2s.wav
 Output Gain: 37.5
 Measure Window Start: 300ms
 Measure Window Length: 2000ms
 BWC applied: 10.80 dB
 Device Reference Point: 0, 0, -6.3 mm

Category	Telephone parameters WD signal quality [(signal+noise)-to-noise ratio in decibels]
Category T1	0 dB to 10 dB
Category T2	10 dB to 20 dB
Category T3	20 dB to 30 dB
Category T4	> 30 dB

Cursor:
 Diff = 1.07 dB
 BWC Factor = 10.80 dB
 Location: 4.6, -12, 3.7 mm



CDMA BC0

Communication System: UID 0, 1@CDMA2000 (0); Frequency: 836.52 MHz; Duty Cycle: 1:1

Phantom section: TCoil Section

DASY5 Configuration:

- Probe: AM1DV3 - 3083; ; Calibrated: 1/20/2020
- Sensor-Surface: 0mm (Fix Surface)
- Electronics: DAE4 Sn1357; Calibrated: 2/20/2020
- Phantom: HAC Test Arch with AMCC; Type: SD HAC P01 BB
- Measurement SW: DASY52, Version 52.10 (4);SEMCAD X Version 14.6.14 (7483)

T-Coil scan (scan for ANSI C63.19 2011 compliance)/CDMA BC0_RC1 SO3_Ch 384_Port A_ANT1/z (axial) 4.2mm 50 x 50/ABM Interpolated SNR(x,y,z) (121x121x1): Interpolated grid:

dx=1.000 mm, dy=1.000 mm

Signal Type: Audio File (.wav) 48k_voice_1kHz_1s.wav

Output Gain: 19.12

Measure Window Start: 300ms

Measure Window Length: 1000ms

BWC applied: 0.16 dB

Device Reference Point: 0, 0, -6.3 mm

Cursor:

ABM1/ABM2 = 48.41 dB


ABM1 comp = 3.75 dBA/m

BWC Factor = 0.16 dB

Location: 4.6, -12.1, 3.7 mm

ABM2 = -33.72 dBA/m

Location: 16.7, -12.5, 3.7 mm



0 dB = 1.000 = 0.00 dB

CDMA BC0

Communication System: UID 0, 1@CDMA2000 (0); Frequency: 836.52 MHz; Duty Cycle: 1:1

Phantom section: TCoil Section

DASY5 Configuration:

- Probe: AM1DV3 - 3083; ; Calibrated: 1/20/2020
- Sensor-Surface: 0mm (Fix Surface)
- Electronics: DAE4 Sn1357; Calibrated: 2/20/2020
- Phantom: HAC Test Arch with AMCC; Type: SD HAC P01 BB
- Measurement SW: DASY52, Version 52.10 (4);SEMCAD X Version 14.6.14 (7483)

T-Coil scan (scan for ANSI C63.19 2011 compliance)/CDMA BC0_RC1 SO3_Ch 384_Port A_ANT1/y (transversal) 4.2mm 50 x 50/ABM Interpolated SNR(x,y,z) (121x121x1):

Interpolated grid: dx=1.000 mm, dy=1.000 mm

Signal Type: Audio File (.wav) 48k_voice_1kHz_1s.wav

Output Gain: 19.12

Measure Window Start: 300ms

Measure Window Length: 1000ms

BWC applied: 0.16 dB

Device Reference Point: 0, 0, -6.3 mm

Cursor:

ABM1/ABM2 = 47.88 dB


ABM1 comp = -1.56 dBA/m

BWC Factor = 0.16 dB

Location: 5, 0, 3.7 mm

ABM2 = -35.53 dBA/m

Location: 25, -20.8, 3.7 mm



0 dB = 1.000 = 0.00 dB

CDMA BC1

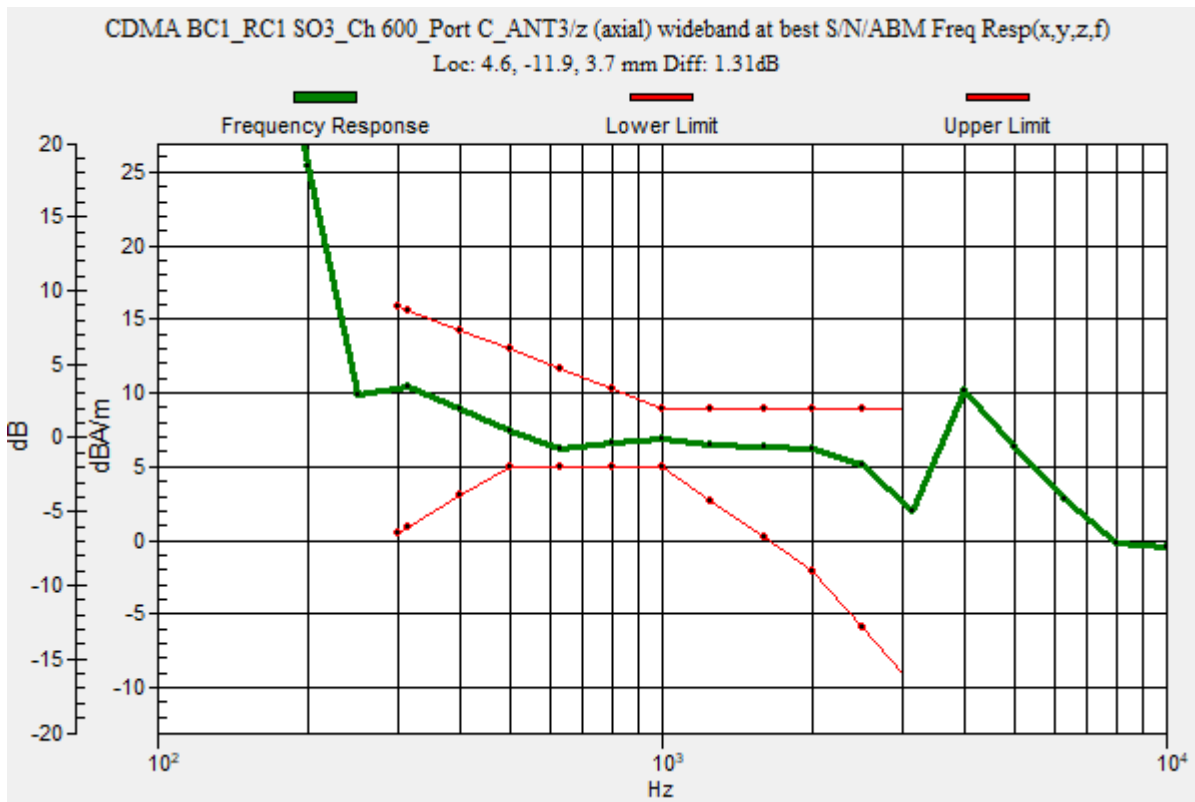
Communication System: UID 0, 1@CDMA2000 (0); Frequency: 1880 MHz;Duty Cycle: 1:1

T-Coil scan (scan for ANSI C63.19 2011 compliance)/CDMA BC1_RC1 SO3_Ch 600_Port C_ANT3/z (axial) wideband at best S/N/ABM Freq Resp(x,y,z,f) (1x1x1): Measurement grid:

dx=10mm, dy=10mm
 Signal Type: Audio File (.wav) 48k_voice_300-3000_2s.wav
 Output Gain: 37.5
 Measure Window Start: 300ms
 Measure Window Length: 2000ms
 BWC applied: 10.80 dB
 Device Reference Point: 0, 0, -6.3 mm

Category	Telephone parameters WD signal quality [(signal+noise)-to-noise ratio in decibels]
Category T1	0 dB to 10 dB
Category T2	10 dB to 20 dB
Category T3	20 dB to 30 dB
Category T4	> 30 dB

Cursor:
 Diff = 1.31 dB
 BWC Factor = 10.80 dB
 Location: 4.6, -11.9, 3.7 mm



CDMA BC1

Communication System: UID 0, 1@CDMA2000 (0); Frequency: 1880 MHz; Duty Cycle: 1:1

Phantom section: TCoil Section

DASY5 Configuration:

- Probe: AM1DV3 - 3083; ; Calibrated: 1/20/2020
- Sensor-Surface: 0mm (Fix Surface)
- Electronics: DAE4 Sn1357; Calibrated: 2/20/2020
- Phantom: HAC Test Arch with AMCC; Type: SD HAC P01 BB
- Measurement SW: DASY52, Version 52.10 (4); SEMCAD X Version 14.6.14 (7483)

T-Coil scan (scan for ANSI C63.19 2011 compliance)/CDMA BC1_RC1 SO3_Ch 600_Port C_ANT3/z (axial) 4.2mm 50 x 50/ABM Interpolated SNR(x,y,z) (121x121x1): Interpolated grid:

dx=1.000 mm, dy=1.000 mm

Signal Type: Audio File (.wav) 48k_voice_1kHz_1s.wav

Output Gain: 19.12

Measure Window Start: 300ms

Measure Window Length: 1000ms

BWC applied: 0.16 dB

Device Reference Point: 0, 0, -6.3 mm

Cursor:

ABM1/ABM2 = 47.83 dB


ABM1 comp = 4.02 dBA/m

BWC Factor = 0.16 dB

Location: 4.6, -12.1, 3.7 mm

ABM2 = -33.59 dBA/m

Location: 16.7, -12.5, 3.7 mm



0 dB = 1.000 = 0.00 dB

CDMA BC1


Communication System: UID 0, 1@CDMA2000 (0); Frequency: 1880 MHz; Duty Cycle: 1:1
Phantom section: TCoil Section
DASY5 Configuration:
- Probe: AM1DV3 - 3083; ; Calibrated: 1/20/2020
- Sensor-Surface: 0mm (Fix Surface)
- Electronics: DAE4 Sn1357; Calibrated: 2/20/2020
- Phantom: HAC Test Arch with AMCC; Type: SD HAC P01 BB
- Measurement SW: DASY52, Version 52.10 (4);SEMCAD X Version 14.6.14 (7483)

T-Coil scan (scan for ANSI C63.19 2011 compliance)/CDMA BC1_RC1 SO3_Ch 600_Port C_ANT3/y (transversal) 4.2mm 50 x 50/ABM Interpolated SNR(x,y,z) (121x121x1):

Interpolated grid: dx=1.000 mm, dy=1.000 mm
Signal Type: Audio File (.wav) 48k_voice_1kHz_1s.wav
Output Gain: 19.12
Measure Window Start: 300ms
Measure Window Length: 1000ms
BWC applied: 0.16 dB
Device Reference Point: 0, 0, -6.3 mm

Cursor:

ABM1/ABM2 = 48.58 dB
ABM1 comp = -0.04 dBA/m
BWC Factor = 0.16 dB
Location: 8.3, -2.9, 3.7 mm
ABM2 = -35.69 dBA/m
Location: 25, -20.8, 3.7 mm



0 dB = 1.000 = 0.00 dB

CDMA BC10

Communication System: UID 0, 1@CDMA2000 (0); Frequency: 820.5 MHz;Duty Cycle: 1:1

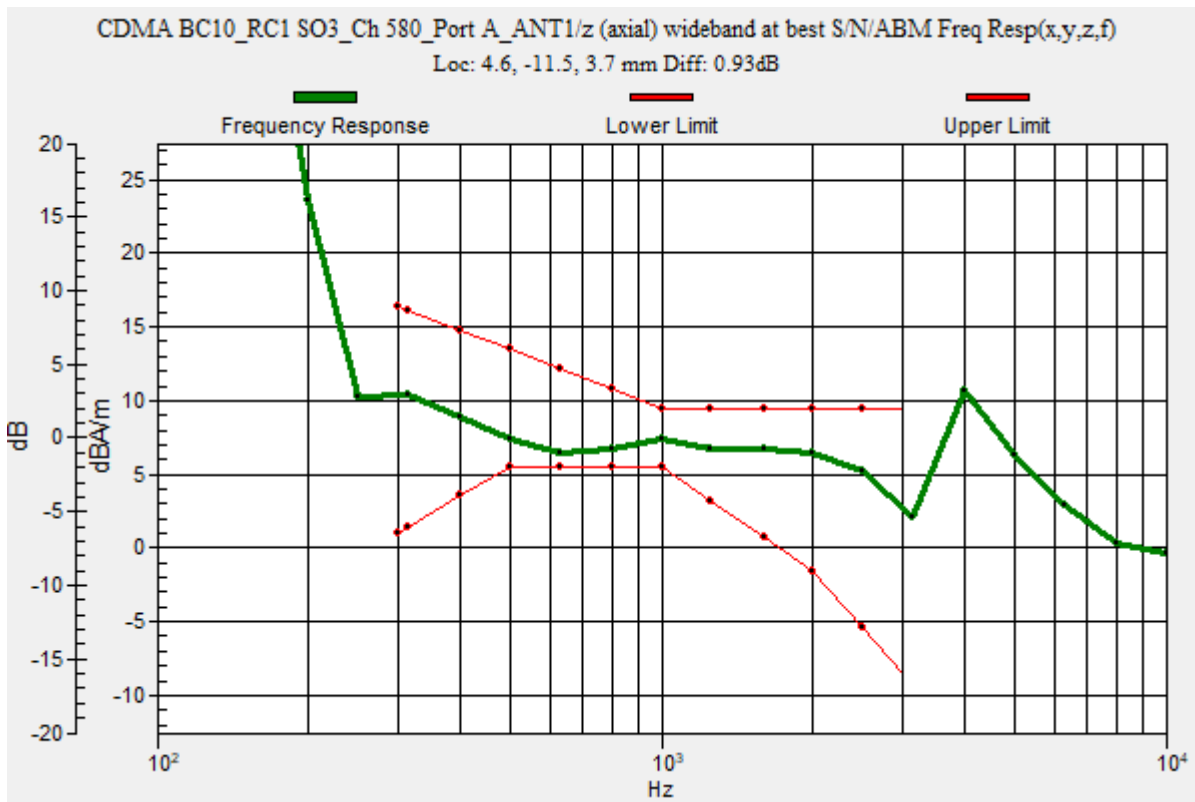
T-Coil scan (scan for ANSI C63.19 2011 compliance)/CDMA BC10_RC1 SO3_Ch 580_Port A_ANT1/z (axial) wideband at best S/N/ABM Freq Resp(x,y,z,f) (1x1x1):

Measurement grid: dx=10mm, dy=10mm
 Signal Type: Audio File (.wav) 48k_voice_300-3000_2s.wav
 Output Gain: 37.5
 Measure Window Start: 300ms
 Measure Window Length: 2000ms
 BWC applied: 10.80 dB
 Device Reference Point: 0, 0, -6.3 mm

Category	Telephone parameters WD signal quality [(signal+noise)-to-noise ratio in decibels]
Category T1	0 dB to 10 dB
Category T2	10 dB to 20 dB
Category T3	20 dB to 30 dB
Category T4	> 30 dB

Cursor:

Diff = 0.93 dB
 BWC Factor = 10.80 dB
 Location: 4.6, -11.5, 3.7 mm



CDMA BC10

Communication System: UID 0, 1@CDMA2000 (0); Frequency: 820.5 MHz; Duty Cycle: 1:1

Phantom section: TCoil Section

DASY5 Configuration:

- Probe: AM1DV3 - 3083; ; Calibrated: 1/20/2020
- Sensor-Surface: 0mm (Fix Surface)
- Electronics: DAE4 Sn1357; Calibrated: 2/20/2020
- Phantom: HAC Test Arch with AMCC; Type: SD HAC P01 BB
- Measurement SW: DASY52, Version 52.10 (4);SEMCAD X Version 14.6.14 (7483)

T-Coil scan (scan for ANSI C63.19 2011 compliance)/CDMA BC10_RC1 SO3_Ch 580_Port A_ANT1/z (axial) 4.2mm 50 x 50/ABM Interpolated SNR(x,y,z) (121x121x1):

Interpolated grid: dx=1.000 mm, dy=1.000 mm

Signal Type: Audio File (.wav) 48k_voice_1kHz_1s.wav

Output Gain: 19.12

Measure Window Start: 300ms

Measure Window Length: 1000ms

BWC applied: 0.16 dB

Device Reference Point: 0, 0, -6.3 mm

Cursor:

ABM1/ABM2 = 48.22 dB


ABM1 comp = 4.41 dBA/m

BWC Factor = 0.16 dB

Location: 4.6, -11.7, 3.7 mm

ABM2 = -32.82 dBA/m

Location: 25, -20.8, 3.7 mm



0 dB = 1.000 = 0.00 dB

CDMA BC10

Communication System: UID 0, 1@CDMA2000 (0); Frequency: 820.5 MHz; Duty Cycle: 1:1

Phantom section: TCoil Section

DASY5 Configuration:

- Probe: AM1DV3 - 3083; ; Calibrated: 1/20/2020
- Sensor-Surface: 0mm (Fix Surface)
- Electronics: DAE4 Sn1357; Calibrated: 2/20/2020
- Phantom: HAC Test Arch with AMCC; Type: SD HAC P01 BB
- Measurement SW: DASY52, Version 52.10 (4);SEMCAD X Version 14.6.14 (7483)

T-Coil scan (scan for ANSI C63.19 2011 compliance)/CDMA BC10_RC1 SO3_Ch 580_Port A_ANT1/y (transversal) 4.2mm 50 x 50/ABM Interpolated SNR(x,y,z) (121x121x1):

Interpolated grid: dx=1.000 mm, dy=1.000 mm

Signal Type: Audio File (.wav) 48k_voice_1kHz_1s.wav

Output Gain: 19.12

Measure Window Start: 300ms

Measure Window Length: 1000ms

BWC applied: 0.16 dB

Device Reference Point: 0, 0, -6.3 mm

Cursor:

ABM1/ABM2 = 48.45 dB


ABM1 comp = 0.30 dBA/m

BWC Factor = 0.16 dB

Location: 8.3, -2.1, 3.7 mm

ABM2 = -32.92 dBA/m

Location: 25, -20.8, 3.7 mm



0 dB = 1.000 = 0.00 dB

LTE Band 2

Communication System: UID 0, 1@LTE (FDD) (0); Frequency: 1880 MHz;Duty Cycle: 1:1

T-Coil scan (scan for ANSI C63.19 2011 compliance)/LTE Band 2 20 MHz_QPSK RB 50/24_Ch 18900_AMR-WB 6.6 kbps_Port D_ANT4/z (axial) wideband at best S/N/ABM

Freq Resp(x,y,z,f) (1x1x1): Measurement grid: dx=10mm, dy=10mm

Signal Type: Audio File (.wav) 48k_voice_300-3000_2s.wav

Output Gain: 47.21

Measure Window Start: 300ms

Measure Window Length: 2000ms

BWC applied: 10.80 dB

Device Reference Point: 0, 0, -6.3 mm

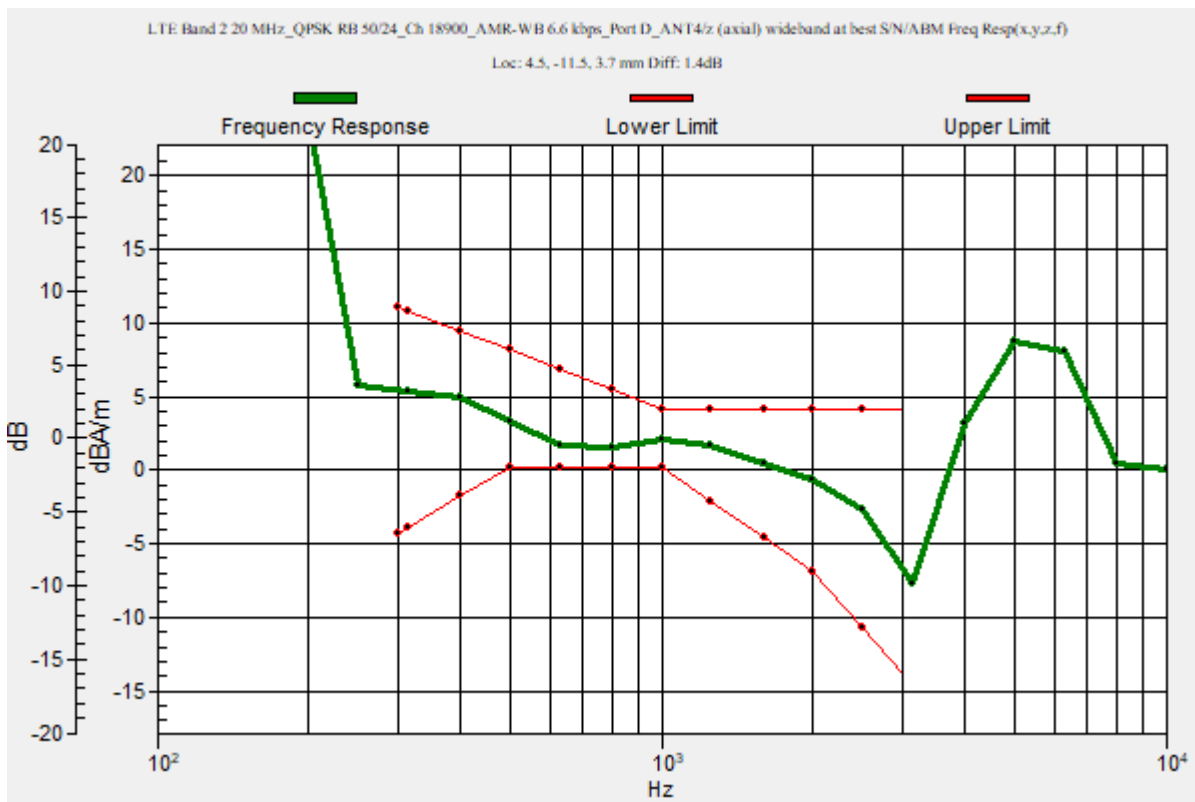
Category	Telephone parameters WD signal quality [(signal+noise)-to-noise ratio in decibels]
Category T1	0 dB to 10 dB
Category T2	10 dB to 20 dB
Category T3	20 dB to 30 dB
Category T4	> 30 dB

Cursor:

Diff = 1.40 dB

BWC Factor = 10.80 dB

Location: 4.5, -11.5, 3.7 mm



LTE Band 2

Communication System: UID 0, 1@LTE (FDD) (0); Frequency: 1880 MHz; Duty Cycle: 1:1

Phantom section: TCoil Section

DASY5 Configuration:

- Probe: AM1DV3 - 3083; ; Calibrated: 1/20/2020
- Sensor-Surface: 0mm (Fix Surface)
- Electronics: DAE4 Sn1357; Calibrated: 2/20/2020
- Phantom: HAC Test Arch with AMCC; Type: SD HAC P01 BB
- Measurement SW: DASY52, Version 52.10 (4);SEMCAD X Version 14.6.14 (7483)

T-Coil scan (scan for ANSI C63.19 2011 compliance)/LTE Band 2 20 MHz_QPSK RB 50/24_Ch 18900_AMR-WB 6.6 kbps_Port D_ANT4/z (axial) 4.2mm 50 x 50/ABM Interpolated SNR(x,y,z) (121x121x1): Interpolated grid: dx=1.000 mm, dy=1.000 mm

Signal Type: Audio File (.wav) 48k_voice_1kHz_1s.wav

Output Gain: 24.07

Measure Window Start: 300ms

Measure Window Length: 1000ms

BWC applied: 0.16 dB

Device Reference Point: 0, 0, -6.3 mm

Cursor:

ABM1/ABM2 = 43.49 dB


ABM1 comp = -0.13 dBA/m

BWC Factor = 0.16 dB

Location: 4.6, -11.7, 3.7 mm

ABM2 = -33.65 dBA/m

Location: 16.7, -12.5, 3.7 mm



0 dB = 1.000 = 0.00 dB

LTE Band 2

Communication System: UID 0, 1@LTE (FDD) (0); Frequency: 1880 MHz; Duty Cycle: 1:1

Phantom section: TCoil Section

DASY5 Configuration:

- Probe: AM1DV3 - 3083; ; Calibrated: 1/20/2020
- Sensor-Surface: 0mm (Fix Surface)
- Electronics: DAE4 Sn1357; Calibrated: 2/20/2020
- Phantom: HAC Test Arch with AMCC; Type: SD HAC P01 BB
- Measurement SW: DASY52, Version 52.10 (4);SEMCAD X Version 14.6.14 (7483)

T-Coil scan (scan for ANSI C63.19 2011 compliance)/LTE Band 2 20 MHz_QPSK RB 50/24_Ch 18900_AMR-WB 6.6 kbps_Port D_ANT4/y (transversal) 4.2mm 50 x 50/ABM Interpolated SNR(x,y,z) (121x121x1): Interpolated grid: dx=1.000 mm, dy=1.000 mm

Signal Type: Audio File (.wav) 48k_voice_1kHz_1s.wav

Output Gain: 24.07

Measure Window Start: 300ms

Measure Window Length: 1000ms

BWC applied: 0.16 dB

Device Reference Point: 0, 0, -6.3 mm

Cursor:

ABM1/ABM2 = 43.28 dB


ABM1 comp = -4.38 dBA/m

BWC Factor = 0.16 dB

Location: 8.3, -2.9, 3.7 mm

ABM2 = -33.94 dBA/m

Location: 25, -20.8, 3.7 mm



0 dB = 1.000 = 0.00 dB

LTE Band 4

Communication System: UID 0, 1@LTE (FDD) (0); Frequency: 1732.5 MHz;Duty Cycle: 1:1

T-Coil scan (scan for ANSI C63.19 2011 compliance)/LTE Band 4 20 MHz_QPSK RB 50/24_Ch 20175_AMR-WB 6.6 kbps_Port D_ANT4/z (axial) wideband at best S/N/ABM

Freq Resp(x,y,z,f) (1x1x1): Measurement grid: dx=10mm, dy=10mm

Signal Type: Audio File (.wav) 48k_voice_300-3000_2s.wav

Output Gain: 47.21

Measure Window Start: 300ms

Measure Window Length: 2000ms

BWC applied: 10.80 dB

Device Reference Point: 0, 0, -6.3 mm

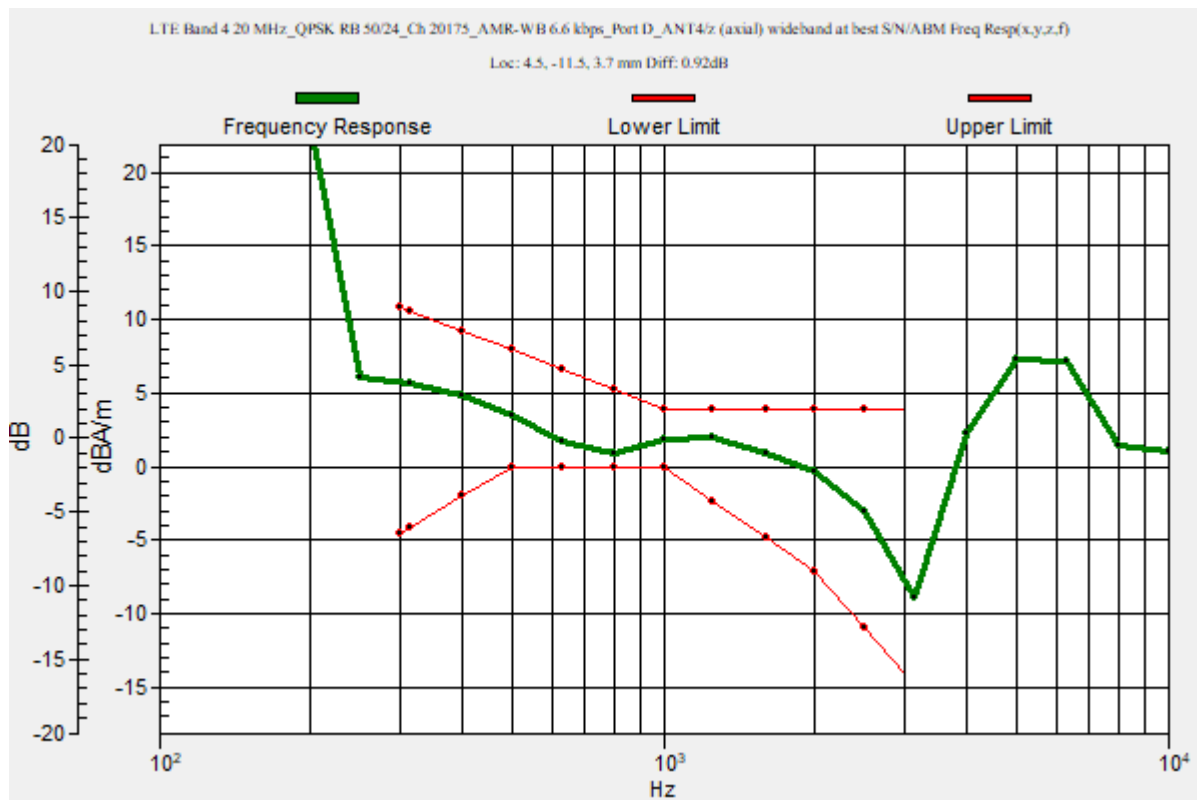
Category	Telephone parameters WD signal quality [(signal+noise)-to-noise ratio in decibels]
Category T1	0 dB to 10 dB
Category T2	10 dB to 20 dB
Category T3	20 dB to 30 dB
Category T4	> 30 dB

Cursor:

Diff = 0.92 dB

BWC Factor = 10.80 dB

Location: 4.5, -11.5, 3.7 mm



LTE Band 4

Communication System: UID 0, 1@LTE (FDD) (0); Frequency: 1732.5 MHz; Duty Cycle: 1:1

Phantom section: TCoil Section

DASY5 Configuration:

- Probe: AM1DV3 - 3083; ; Calibrated: 1/20/2020
- Sensor-Surface: 0mm (Fix Surface)
- Electronics: DAE4 Sn1357; Calibrated: 2/20/2020
- Phantom: HAC Test Arch with AMCC; Type: SD HAC P01 BB
- Measurement SW: DASY52, Version 52.10 (4);SEMCAD X Version 14.6.14 (7483)

T-Coil scan (scan for ANSI C63.19 2011 compliance)/LTE Band 4 20 MHz_QPSK RB 50/24_Ch 20175_AMR-WB 6.6 kbps_Port D_ANT4/z (axial) Single Point/ABM SNR(x,y,z)

(1x1x1): Measurement grid: dx=10mm, dy=10mm

Signal Type: Audio File (.wav) 48k_voice_1kHz_1s.wav

Output Gain: 24.07

Measure Window Start: 300ms

Measure Window Length: 1000ms

BWC applied: 0.16 dB

Device Reference Point: 0, 0, -6.3 mm

Cursor:

ABM1/ABM2 = 43.59 dB


ABM1 comp = 0.98 dBA/m

BWC Factor = 0.16 dB

Location: 4.5, -11.5, 3.7 mm

ABM2 = -42.62 dBA/m

Location: 4.5, -11.5, 3.7 mm



0 dB = 1.000 = 0.00 dB

LTE Band 4

Communication System: UID 0, 1@LTE (FDD) (0); Frequency: 1732.5 MHz; Duty Cycle: 1:1

Phantom section: TCoil Section

DASY5 Configuration:

- Probe: AM1DV3 - 3083; ; Calibrated: 1/20/2020
- Sensor-Surface: 0mm (Fix Surface)
- Electronics: DAE4 Sn1357; Calibrated: 2/20/2020
- Phantom: HAC Test Arch with AMCC; Type: SD HAC P01 BB
- Measurement SW: DASY52, Version 52.10 (4);SEMCAD X Version 14.6.14 (7483)

T-Coil scan (scan for ANSI C63.19 2011 compliance)/LTE Band 4 20 MHz_QPSK RB 50/24_Ch 20175_AMR-WB 6.6 kbps_Port D_ANT4/y (transversal) Single Point/ABM

SNR(x,y,z) (1x1x1): Measurement grid: dx=10mm, dy=10mm

Signal Type: Audio File (.wav) 48k_voice_1kHz_1s.wav

Output Gain: 24.07

Measure Window Start: 300ms

Measure Window Length: 1000ms

BWC applied: 0.16 dB

Device Reference Point: 0, 0, -6.3 mm

Cursor:

ABM1/ABM2 = 43.96 dB


ABM1 comp = -4.13 dBA/m

BWC Factor = 0.16 dB

Location: 8.4, -2.8, 3.7 mm

ABM2 = -48.09 dBA/m

Location: 8.4, -2.8, 3.7 mm



0 dB = 1.000 = 0.00 dB

LTE Band 5

Communication System: UID 0, 1@LTE (FDD) (0); Frequency: 836.5 MHz;Duty Cycle: 1:1

T-Coil scan (scan for ANSI C63.19 2011 compliance)/LTE Band 5 10 MHz_QPSK RB 25/12_Ch 20525_AMR-WB 6.6 kbps_Port B_ANT2/z (axial) wideband at best S/N/ABM

Freq Resp(x,y,z,f) (1x1x1): Measurement grid: dx=10mm, dy=10mm

Signal Type: Audio File (.wav) 48k_voice_300-3000_2s.wav

Output Gain: 47.21

Measure Window Start: 300ms

Measure Window Length: 2000ms

BWC applied: 10.80 dB

Device Reference Point: 0, 0, -6.3 mm

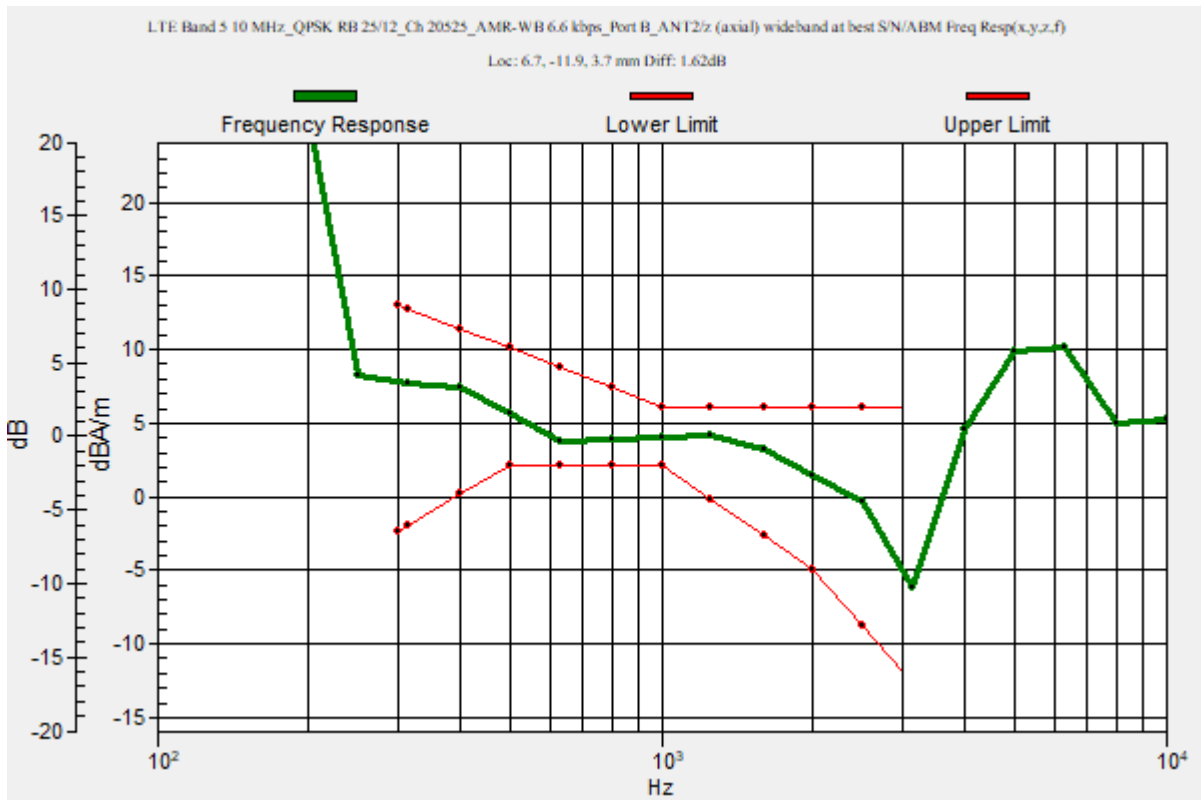
Category	Telephone parameters WD signal quality [(signal+noise)-to-noise ratio in decibels]
Category T1	0 dB to 10 dB
Category T2	10 dB to 20 dB
Category T3	20 dB to 30 dB
Category T4	> 30 dB

Cursor:

Diff = 1.62 dB

BWC Factor = 10.80 dB

Location: 6.7, -11.9, 3.7 mm



LTE Band 5

Communication System: UID 0, 1@LTE (FDD) (0); Frequency: 836.5 MHz; Duty Cycle: 1:1

Phantom section: TCoil Section

DASY5 Configuration:

- Probe: AM1DV3 - 3083; ; Calibrated: 1/20/2020
- Sensor-Surface: 0mm (Fix Surface)
- Electronics: DAE4 Sn1357; Calibrated: 2/20/2020
- Phantom: HAC Test Arch with AMCC; Type: SD HAC P01 BB
- Measurement SW: DASY52, Version 52.10 (4);SEMCAD X Version 14.6.14 (7483)

T-Coil scan (scan for ANSI C63.19 2011 compliance)/LTE Band 5 10 MHz_QPSK RB 25/12_Ch 20525_AMR-WB 6.6 kbps_Port B_ANT2/z (axial) 4.2mm 50 x 50/ABM Interpolated SNR(x,y,z) (121x121x1):

Interpolated grid: dx=1.000 mm, dy=1.000 mm

Signal Type: Audio File (.wav) 48k_voice_1kHz_1s.wav

Output Gain: 24.07

Measure Window Start: 300ms

Measure Window Length: 1000ms

BWC applied: 0.16 dB

Device Reference Point: 0, 0, -6.3 mm

Cursor:

ABM1/ABM2 = 42.08 dB


ABM1 comp = 3.29 dBA/m

BWC Factor = 0.16 dB

Location: 6.7, -11.7, 3.7 mm

ABM2 = -33.27 dBA/m

Location: 25, -25, 3.7 mm



0 dB = 1.000 = 0.00 dB

LTE Band 5

Communication System: UID 0, 1@LTE (FDD) (0); Frequency: 836.5 MHz; Duty Cycle: 1:1

Phantom section: TCoil Section

DASY5 Configuration:

- Probe: AM1DV3 - 3083; ; Calibrated: 1/20/2020
- Sensor-Surface: 0mm (Fix Surface)
- Electronics: DAE4 Sn1357; Calibrated: 2/20/2020
- Phantom: HAC Test Arch with AMCC; Type: SD HAC P01 BB
- Measurement SW: DASY52, Version 52.10 (4);SEMCAD X Version 14.6.14 (7483)

T-Coil scan (scan for ANSI C63.19 2011 compliance)/LTE Band 5 10 MHz_QPSK RB 25/12_Ch 20525_AMR-WB 6.6 kbps_Port B_ANT2/y (transversal) 4.2mm 50 x 50/ABM Interpolated SNR(x,y,z) (121x121x1): Interpolated grid: dx=1.000 mm, dy=1.000 mm

Signal Type: Audio File (.wav) 48k_voice_1kHz_1s.wav

Output Gain: 24.07

Measure Window Start: 300ms

Measure Window Length: 1000ms

BWC applied: 0.16 dB

Device Reference Point: 0, 0, -6.3 mm

Cursor:

ABM1/ABM2 = 42.67 dB


ABM1 comp = -5.93 dBA/m

BWC Factor = 0.16 dB

Location: 4.6, 0, 3.7 mm

ABM2 = -23.83 dBA/m

Location: 25, -20.8, 3.7 mm



0 dB = 1.000 = 0.00 dB

LTE Band 7

Communication System: UID 0, 1@LTE (FDD) (0); Frequency: 2535 MHz;Duty Cycle: 1:1

T-Coil scan (scan for ANSI C63.19 2011 compliance)/LTE Band 7 20 MHz_QPSK RB 50/24_Ch 21100_AMR-WB 6.6 kbps_Port D_ANT4/z (axial) wideband at best S/N/ABM

Freq Resp(x,y,z,f) (1x1x1): Measurement grid: dx=10mm, dy=10mm

Signal Type: Audio File (.wav) 48k_voice_300-3000_2s.wav

Output Gain: 47.21

Measure Window Start: 300ms

Measure Window Length: 2000ms

BWC applied: 10.80 dB

Device Reference Point: 0, 0, -6.3 mm

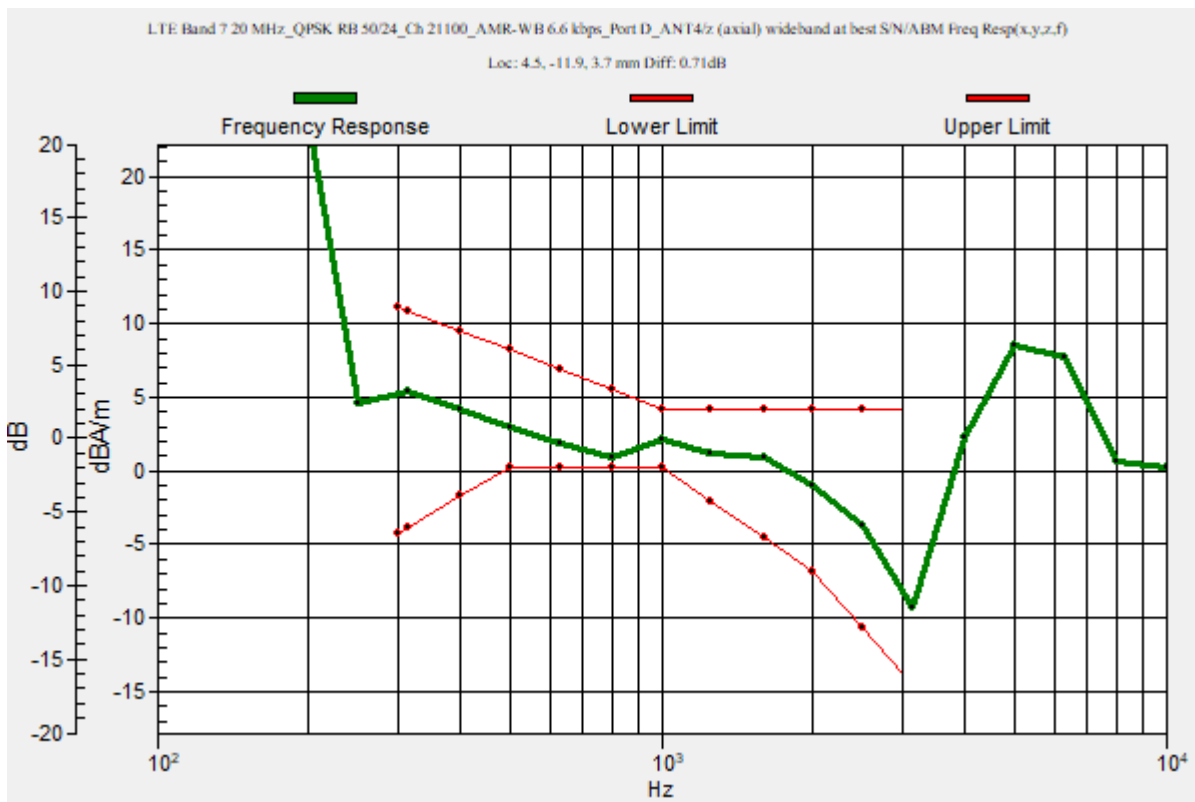
Category	Telephone parameters WD signal quality [(signal+noise)-to-noise ratio in decibels]
Category T1	0 dB to 10 dB
Category T2	10 dB to 20 dB
Category T3	20 dB to 30 dB
Category T4	> 30 dB

Cursor:

Diff = 0.71 dB

BWC Factor = 10.80 dB

Location: 4.5, -11.9, 3.7 mm



LTE Band 7

Communication System: UID 0, 1@LTE (FDD) (0); Frequency: 2535 MHz; Duty Cycle: 1:1

Phantom section: TCoil Section

DASY5 Configuration:

- Probe: AM1DV3 - 3083; ; Calibrated: 1/20/2020
- Sensor-Surface: 0mm (Fix Surface)
- Electronics: DAE4 Sn1357; Calibrated: 2/20/2020
- Phantom: HAC Test Arch with AMCC; Type: SD HAC P01 BB
- Measurement SW: DASY52, Version 52.10 (4);SEMCAD X Version 14.6.14 (7483)

T-Coil scan (scan for ANSI C63.19 2011 compliance)/LTE Band 7 20 MHz_QPSK RB 50/24_Ch 21100_AMR-WB 6.6 kbps_Port D_ANT4/z (axial) 4.2mm 50 x 50/ABM Interpolated SNR(x,y,z) (121x121x1): Interpolated grid: dx=1.000 mm, dy=1.000 mm

Signal Type: Audio File (.wav) 48k_voice_1kHz_1s.wav

Output Gain: 24.07

Measure Window Start: 300ms

Measure Window Length: 1000ms

BWC applied: 0.16 dB

Device Reference Point: 0, 0, -6.3 mm

Cursor:

ABM1/ABM2 = 44.70 dB


ABM1 comp = -0.26 dBA/m

BWC Factor = 0.16 dB

Location: 4.6, -12.1, 3.7 mm

ABM2 = -27.12 dBA/m

Location: 25, -8.3, 3.7 mm



0 dB = 1.000 = 0.00 dB

LTE Band 7

Communication System: UID 0, 1@LTE (FDD) (0); Frequency: 2535 MHz; Duty Cycle: 1:1

Phantom section: TCoil Section

DASY5 Configuration:

- Probe: AM1DV3 - 3083; ; Calibrated: 1/20/2020
- Sensor-Surface: 0mm (Fix Surface)
- Electronics: DAE4 Sn1357; Calibrated: 2/20/2020
- Phantom: HAC Test Arch with AMCC; Type: SD HAC P01 BB
- Measurement SW: DASY52, Version 52.10 (4);SEMCAD X Version 14.6.14 (7483)

T-Coil scan (scan for ANSI C63.19 2011 compliance)/LTE Band 7 20 MHz_QPSK RB 50/24_Ch 21100_AMR-WB 6.6 kbps_Port D_ANT4/y (transversal) 4.2mm 50 x 50/ABM Interpolated SNR(x,y,z) (121x121x1): Interpolated grid: dx=1.000 mm, dy=1.000 mm

Signal Type: Audio File (.wav) 48k_voice_1kHz_1s.wav

Output Gain: 24.07

Measure Window Start: 300ms

Measure Window Length: 1000ms

BWC applied: 0.16 dB

Device Reference Point: 0, 0, -6.3 mm

Cursor:

ABM1/ABM2 = 43.80 dB


ABM1 comp = -4.36 dBA/m

BWC Factor = 0.16 dB

Location: 8.3, -3.3, 3.7 mm

ABM2 = -27.55 dBA/m

Location: 25, -20.8, 3.7 mm



0 dB = 1.000 = 0.00 dB

LTE Band 12

Communication System: UID 0, 1@LTE (FDD) (0); Frequency: 707.5 MHz;Duty Cycle: 1:1

T-Coil scan (scan for ANSI C63.19 2011 compliance)/LTE Band 12 10 MHz_QPSK RB 25/12_Ch 23095_AMR-WB 6.6 kbps_Port B_ANT2/z (axial) wideband at best S/N/ABM

Freq Resp(x,y,z,f) (1x1x1): Measurement grid: dx=10mm, dy=10mm

Signal Type: Audio File (.wav) 48k_voice_300-3000_2s.wav

Output Gain: 47.21

Measure Window Start: 300ms

Measure Window Length: 2000ms

BWC applied: 10.80 dB

Device Reference Point: 0, 0, -6.3 mm

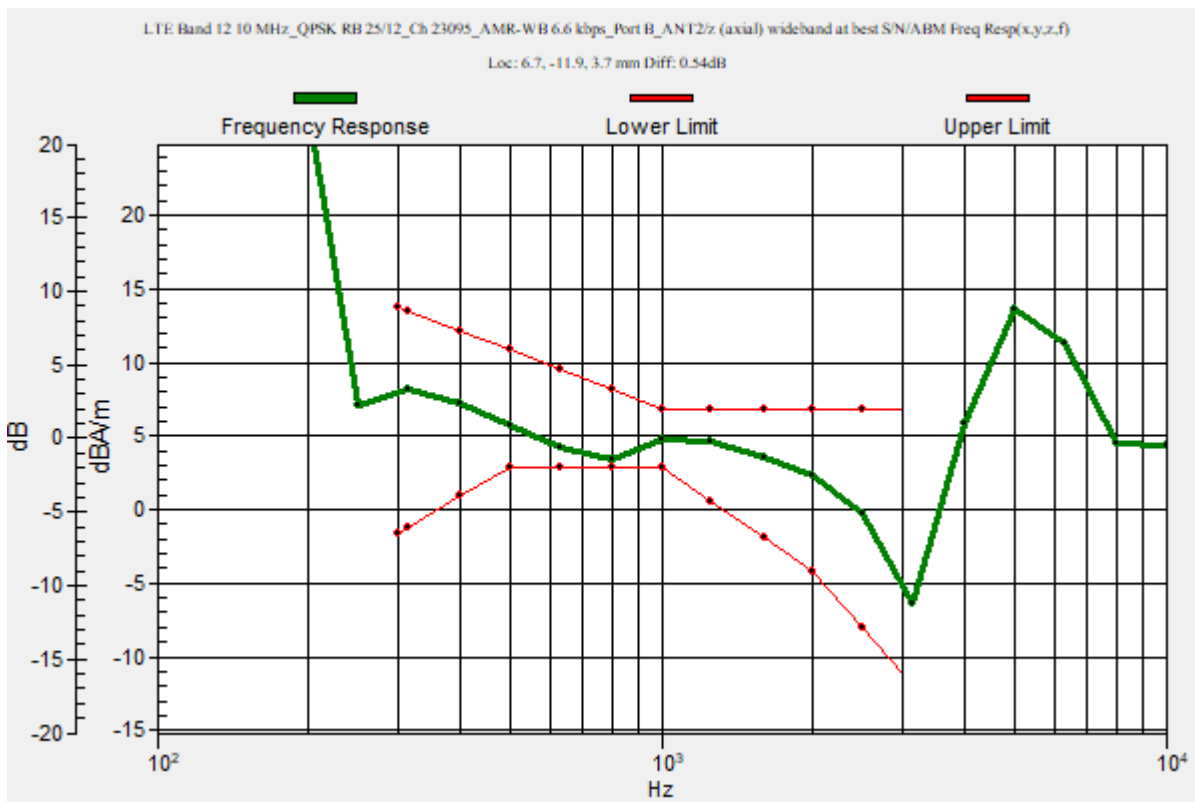
Category	Telephone parameters WD signal quality [(signal+noise)-to-noise ratio in decibels]
Category T1	0 dB to 10 dB
Category T2	10 dB to 20 dB
Category T3	20 dB to 30 dB
Category T4	> 30 dB

Cursor:

Diff = 0.54 dB

BWC Factor = 10.80 dB

Location: 6.7, -11.9, 3.7 mm



LTE Band 12

Communication System: UID 0, 1@LTE (FDD) (0); Frequency: 707.5 MHz; Duty Cycle: 1:1

Phantom section: TCoil Section

DASY5 Configuration:


- Probe: AM1DV3 - 3083; ; Calibrated: 1/20/2020
- Sensor-Surface: 0mm (Fix Surface)
- Electronics: DAE4 Sn1357; Calibrated: 2/20/2020
- Phantom: HAC Test Arch with AMCC; Type: SD HAC P01 BB
- Measurement SW: DASY52, Version 52.10 (4);SEMCAD X Version 14.6.14 (7483)

T-Coil scan (scan for ANSI C63.19 2011 compliance)/LTE Band 12 10 MHz_QPSK RB 25/12_Ch 23095_AMR-WB 6.6 kbps_Port B_ANT2/z (axial) Single Point/ABM SNR(x,y,z)

(1x1x1): Measurement grid: dx=10mm, dy=10mm
Signal Type: Audio File (.wav) 48k_voice_1kHz_1s.wav
Output Gain: 24.07
Measure Window Start: 300ms
Measure Window Length: 1000ms
BWC applied: 0.16 dB
Device Reference Point: 0, 0, -6.3 mm

Cursor:

ABM1/ABM2 = 42.68 dB
ABM1 comp = 3.46 dBA/m
BWC Factor = 0.16 dB
Location: 6.7, -11.9, 3.7 mm
ABM2 = -39.22 dBA/m
Location: 6.7, -11.9, 3.7 mm



0 dB = 1.000 = 0.00 dB

LTE Band 12

Communication System: UID 0, 1@LTE (FDD) (0); Frequency: 707.5 MHz; Duty Cycle: 1:1

Phantom section: TCoil Section

DASY5 Configuration:

- Probe: AM1DV3 - 3083; ; Calibrated: 1/20/2020
- Sensor-Surface: 0mm (Fix Surface)
- Electronics: DAE4 Sn1357; Calibrated: 2/20/2020
- Phantom: HAC Test Arch with AMCC; Type: SD HAC P01 BB
- Measurement SW: DASY52, Version 52.10 (4);SEMCAD X Version 14.6.14 (7483)

T-Coil scan (scan for ANSI C63.19 2011 compliance)/LTE Band 12 10 MHz_QPSK RB 25/12_Ch 23095_AMR-WB 6.6 kbps_Port B_ANT2/y (transversal) Single Point/ABM

SNR(x,y,z) (1x1x1): Measurement grid: dx=10mm, dy=10mm

Signal Type: Audio File (.wav) 48k_voice_1kHz_1s.wav

Output Gain: 24.07

Measure Window Start: 300ms

Measure Window Length: 1000ms

BWC applied: 0.16 dB

Device Reference Point: 0, 0, -6.3 mm

Cursor:

ABM1/ABM2 = 43.55 dB

ABM1 comp = -5.19 dBA/m

BWC Factor = 0.16 dB

Location: 4.7, 0, 3.7 mm

ABM2 = -48.74 dBA/m

Location: 4.7, 0, 3.7 mm



0 dB = 1.000 = 0.00 dB

LTE Band 13

Communication System: UID 0, 1@LTE (FDD) (0); Frequency: 782 MHz;Duty Cycle: 1:1

T-Coil scan (scan for ANSI C63.19 2011 compliance)/LTE Band 13 10 MHz_QPSK RB 25/12_Ch 23230_AMR-WB 6.6 kbps_Port B_ANT2/z (axial) wideband at best S/N/ABM

Freq Resp(x,y,z,f) (1x1x1): Measurement grid: dx=10mm, dy=10mm

Signal Type: Audio File (.wav) 48k_voice_300-3000_2s.wav

Output Gain: 47.21

Measure Window Start: 300ms

Measure Window Length: 2000ms

BWC applied: 10.80 dB

Device Reference Point: 0, 0, -6.3 mm

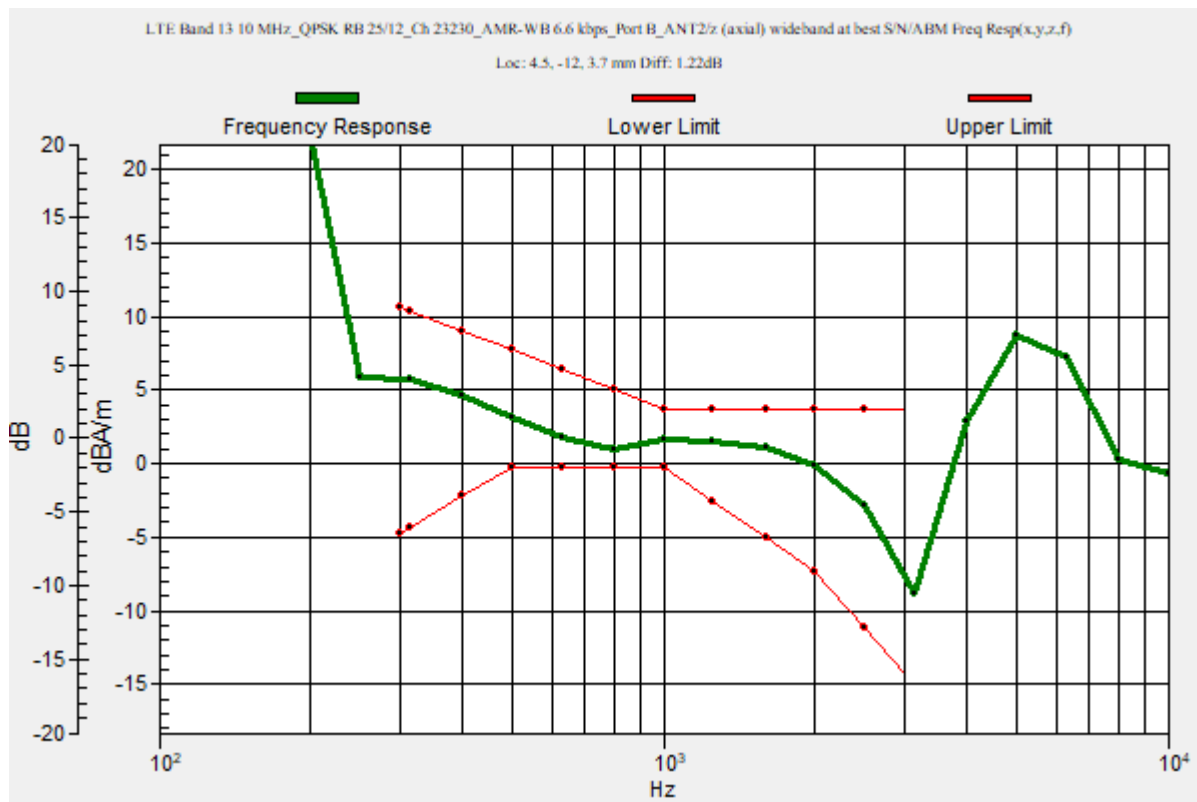
Category	Telephone parameters WD signal quality [(signal+noise)-to-noise ratio in decibels]
Category T1	0 dB to 10 dB
Category T2	10 dB to 20 dB
Category T3	20 dB to 30 dB
Category T4	> 30 dB

Cursor:

Diff = 1.22 dB

BWC Factor = 10.80 dB

Location: 4.5, -12, 3.7 mm



LTE Band 13

Communication System: UID 0, 1@LTE (FDD) (0); Frequency: 782 MHz; Duty Cycle: 1:1

Phantom section: TCoil Section

DASY5 Configuration:

- Probe: AM1DV3 - 3083; ; Calibrated: 1/20/2020
- Sensor-Surface: 0mm (Fix Surface)
- Electronics: DAE4 Sn1357; Calibrated: 2/20/2020
- Phantom: HAC Test Arch with AMCC; Type: SD HAC P01 BB
- Measurement SW: DASY52, Version 52.10 (4);SEMCAD X Version 14.6.14 (7483)

T-Coil scan (scan for ANSI C63.19 2011 compliance)/LTE Band 13 10 MHz_QPSK RB 25/12_Ch 23230_AMR-WB 6.6 kbps_Port B_ANT2/z (axial) 4.2mm 50 x 50/ABM Interpolated SNR(x,y,z) (121x121x1): Interpolated grid: dx=1.000 mm, dy=1.000 mm

Signal Type: Audio File (.wav) 48k_voice_1kHz_1s.wav

Output Gain: 24.07

Measure Window Start: 300ms

Measure Window Length: 1000ms

BWC applied: 0.16 dB

Device Reference Point: 0, 0, -6.3 mm

Cursor:

ABM1/ABM2 = 44.30 dB


ABM1 comp = 0.15 dBA/m

BWC Factor = 0.16 dB

Location: 4.6, -12.1, 3.7 mm

ABM2 = -33.44 dBA/m

Location: 16.7, -12.5, 3.7 mm



0 dB = 1.000 = 0.00 dB

LTE Band 13

Communication System: UID 0, 1@LTE (FDD) (0); Frequency: 782 MHz; Duty Cycle: 1:1

Phantom section: TCoil Section

DASY5 Configuration:

- Probe: AM1DV3 - 3083; ; Calibrated: 1/20/2020
- Sensor-Surface: 0mm (Fix Surface)
- Electronics: DAE4 Sn1357; Calibrated: 2/20/2020
- Phantom: HAC Test Arch with AMCC; Type: SD HAC P01 BB
- Measurement SW: DASY52, Version 52.10 (4);SEMCAD X Version 14.6.14 (7483)

T-Coil scan (scan for ANSI C63.19 2011 compliance)/LTE Band 13 10 MHz_QPSK RB 25/12_Ch 23230_AMR-WB 6.6 kbps_Port B_ANT2/y (transversal) 4.2mm 50 x 50/ABM Interpolated SNR(x,y,z) (121x121x1): Interpolated grid: dx=1.000 mm, dy=1.000 mm

Signal Type: Audio File (.wav) 48k_voice_1kHz_1s.wav

Output Gain: 24.07

Measure Window Start: 300ms

Measure Window Length: 1000ms

BWC applied: 0.16 dB

Device Reference Point: 0, 0, -6.3 mm

Cursor:

ABM1/ABM2 = 43.76 dB


ABM1 comp = -3.91 dBA/m

BWC Factor = 0.16 dB

Location: 8.3, -2.9, 3.7 mm

ABM2 = -34.64 dBA/m

Location: 25, -20.8, 3.7 mm



0 dB = 1.000 = 0.00 dB

LTE Band 14

Communication System: UID 0, 1@LTE (FDD) (0); Frequency: 793 MHz;Duty Cycle: 1:1

T-Coil scan (scan for ANSI C63.19 2011 compliance)/LTE Band 14 10 MHz_QPSK RB 25/12_Ch 23330_AMR-WB 6.6 kbps_Port B_ANT2/z (axial) wideband at best S/N/ABM

Freq Resp(x,y,z,f) (1x1x1): Measurement grid: dx=10mm, dy=10mm

Signal Type: Audio File (.wav) 48k_voice_300-3000_2s.wav

Output Gain: 47.21

Measure Window Start: 300ms

Measure Window Length: 2000ms

BWC applied: 10.80 dB

Device Reference Point: 0, 0, -6.3 mm

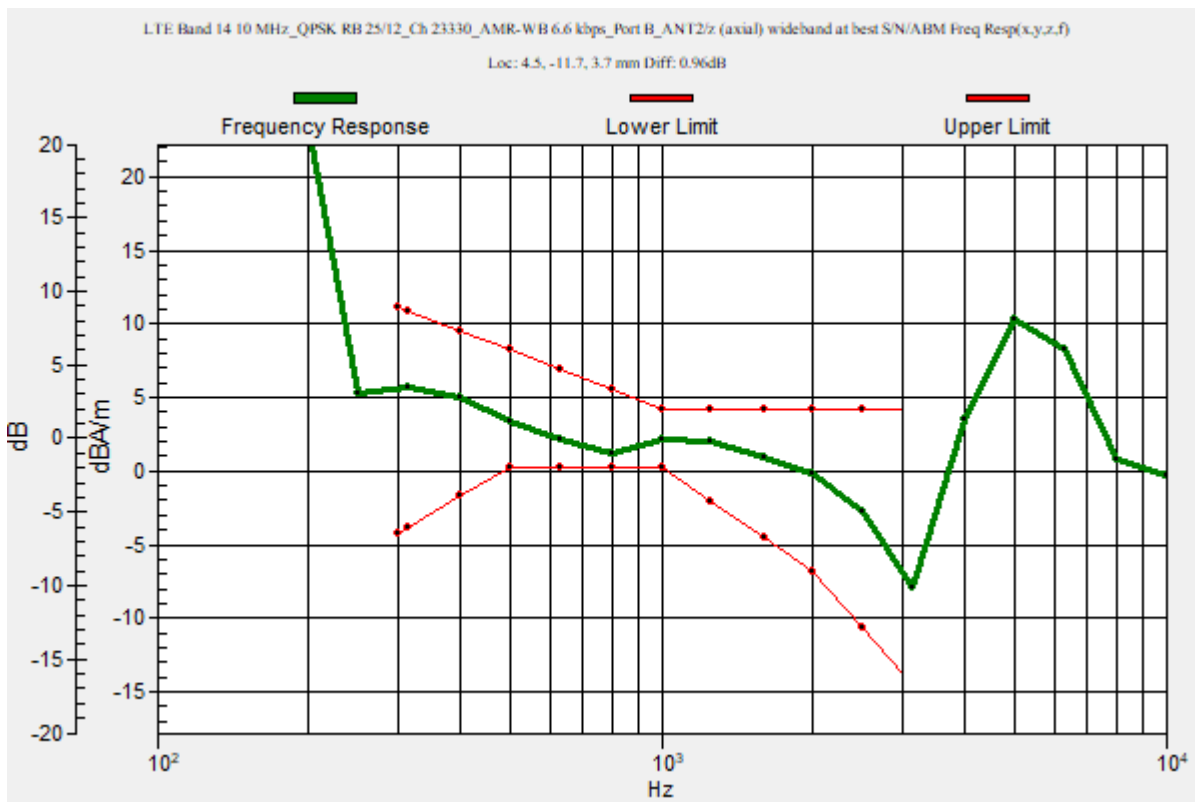
Category	Telephone parameters WD signal quality [(signal+noise)-to-noise ratio in decibels]
Category T1	0 dB to 10 dB
Category T2	10 dB to 20 dB
Category T3	20 dB to 30 dB
Category T4	> 30 dB

Cursor:

Diff = 0.96 dB

BWC Factor = 10.80 dB

Location: 4.5, -11.7, 3.7 mm



LTE Band 14

Communication System: UID 0, 1@LTE (FDD) (0); Frequency: 793 MHz; Duty Cycle: 1:1

Phantom section: TCoil Section

DASY5 Configuration:

- Probe: AM1DV3 - 3083; ; Calibrated: 1/20/2020
- Sensor-Surface: 0mm (Fix Surface)
- Electronics: DAE4 Sn1357; Calibrated: 2/20/2020
- Phantom: HAC Test Arch with AMCC; Type: SD HAC P01 BB
- Measurement SW: DASY52, Version 52.10 (4); SEMCAD X Version 14.6.14 (7483)

T-Coil scan (scan for ANSI C63.19 2011 compliance)/LTE Band 14 10 MHz_QPSK RB 25/12_Ch 23330_AMR-WB 6.6 kbps_Port B_ANT2/z (axial) 4.2mm 50 x 50/ABM Interpolated SNR(x,y,z) (121x121x1): Interpolated grid: dx=1.000 mm, dy=1.000 mm

Signal Type: Audio File (.wav) 48k_voice_1kHz_1s.wav

Output Gain: 24.07

Measure Window Start: 300ms

Measure Window Length: 1000ms

BWC applied: 0.16 dB

Device Reference Point: 0, 0, -6.3 mm

Cursor:

ABM1/ABM2 = 43.87 dB


ABM1 comp = 0.32 dBA/m

BWC Factor = 0.16 dB

Location: 4.6, -11.7, 3.7 mm

ABM2 = -33.40 dBA/m

Location: 16.7, -12.5, 3.7 mm



0 dB = 1.000 = 0.00 dB

LTE Band 14

Communication System: UID 0, 1@LTE (FDD) (0); Frequency: 793 MHz; Duty Cycle: 1:1

Phantom section: TCoil Section

DASY5 Configuration:

- Probe: AM1DV3 - 3083; ; Calibrated: 1/20/2020
- Sensor-Surface: 0mm (Fix Surface)
- Electronics: DAE4 Sn1357; Calibrated: 2/20/2020
- Phantom: HAC Test Arch with AMCC; Type: SD HAC P01 BB
- Measurement SW: DASY52, Version 52.10 (4);SEMCAD X Version 14.6.14 (7483)

T-Coil scan (scan for ANSI C63.19 2011 compliance)/LTE Band 14 10 MHz_QPSK RB 25/12_Ch 23330_AMR-WB 6.6 kbps_Port B_ANT2/y (transversal) 4.2mm 50 x 50/ABM Interpolated SNR(x,y,z) (121x121x1):

Interpolated grid: dx=1.000 mm, dy=1.000 mm

Signal Type: Audio File (.wav) 48k_voice_1kHz_1s.wav

Output Gain: 24.07

Measure Window Start: 300ms

Measure Window Length: 1000ms

BWC applied: 0.16 dB

Device Reference Point: 0, 0, -6.3 mm

Cursor:

ABM1/ABM2 = 43.55 dB


ABM1 comp = -3.91 dBA/m

BWC Factor = 0.16 dB

Location: 8.3, -2.5, 3.7 mm

ABM2 = -34.44 dBA/m

Location: 25, -20.8, 3.7 mm



0 dB = 1.000 = 0.00 dB

LTE Band 17

Communication System: UID 0, 1@LTE (FDD) (0); Frequency: 710 MHz;Duty Cycle: 1:1

T-Coil scan (scan for ANSI C63.19 2011 compliance)/LTE Band 17 10 MHz_QPSK RB 25/12_Ch 23790_AMR-WB 6.6 kbps_Port B_ANT2/z (axial) wideband at best S/N/ABM

Freq Resp(x,y,z,f) (1x1x1): Measurement grid: dx=10mm, dy=10mm

Signal Type: Audio File (.wav) 48k_voice_300-3000_2s.wav

Output Gain: 47.21

Measure Window Start: 300ms

Measure Window Length: 2000ms

BWC applied: 10.80 dB

Device Reference Point: 0, 0, -6.3 mm

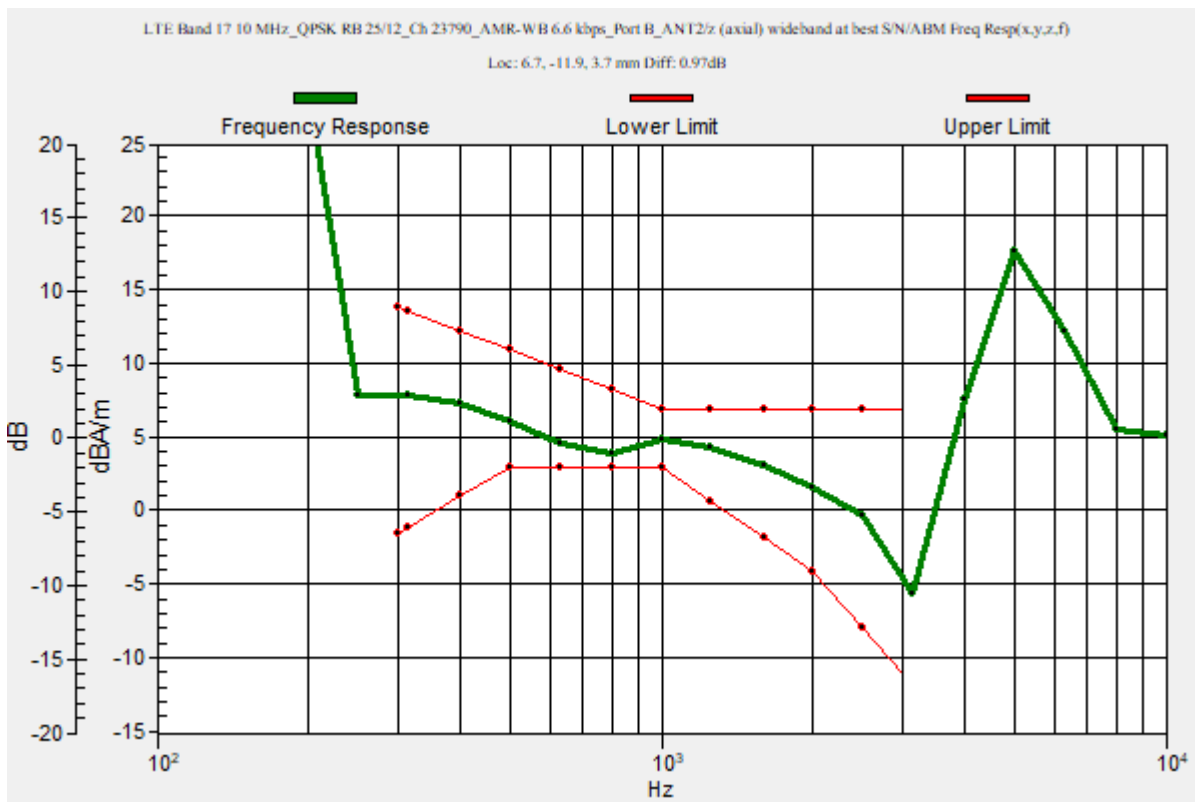
Category	Telephone parameters WD signal quality [(signal+noise)-to-noise ratio in decibels]
Category T1	0 dB to 10 dB
Category T2	10 dB to 20 dB
Category T3	20 dB to 30 dB
Category T4	> 30 dB

Cursor:

Diff = 0.97 dB

BWC Factor = 10.80 dB

Location: 6.7, -11.9, 3.7 mm



LTE Band 17

Communication System: UID 0, 1@LTE (FDD) (0); Frequency: 710 MHz; Duty Cycle: 1:1

Phantom section: TCoil Section

DASY5 Configuration:

- Probe: AM1DV3 - 3083; ; Calibrated: 1/20/2020
- Sensor-Surface: 0mm (Fix Surface)
- Electronics: DAE4 Sn1357; Calibrated: 2/20/2020
- Phantom: HAC Test Arch with AMCC; Type: SD HAC P01 BB
- Measurement SW: DASY52, Version 52.10 (4);SEMCAD X Version 14.6.14 (7483)

T-Coil scan (scan for ANSI C63.19 2011 compliance)/LTE Band 17 10 MHz_QPSK RB 25/12_Ch 23790_AMR-WB 6.6 kbps_Port B_ANT2/z (axial) Single Point/ABM SNR(x,y,z)

(1x1x1): Measurement grid: dx=10mm, dy=10mm

Signal Type: Audio File (.wav) 48k_voice_1kHz_1s.wav

Output Gain: 24.07

Measure Window Start: 300ms

Measure Window Length: 1000ms

BWC applied: 0.16 dB

Device Reference Point: 0, 0, -6.3 mm

Cursor:

ABM1/ABM2 = 42.08 dB

ABM1 comp = 3.33 dBA/m

BWC Factor = 0.16 dB

Location: 6.7, -11.9, 3.7 mm

ABM2 = -38.75 dBA/m

Location: 6.7, -11.9, 3.7 mm



0 dB = 1.000 = 0.00 dB

LTE Band 17

Communication System: UID 0, 1@LTE (FDD) (0); Frequency: 710 MHz; Duty Cycle: 1:1

Phantom section: TCoil Section

DASY5 Configuration:

- Probe: AM1DV3 - 3083; ; Calibrated: 1/20/2020
- Sensor-Surface: 0mm (Fix Surface)
- Electronics: DAE4 Sn1357; Calibrated: 2/20/2020
- Phantom: HAC Test Arch with AMCC; Type: SD HAC P01 BB
- Measurement SW: DASY52, Version 52.10 (4);SEMCAD X Version 14.6.14 (7483)

T-Coil scan (scan for ANSI C63.19 2011 compliance)/LTE Band 17 10 MHz_QPSK RB 25/12_Ch 23790_AMR-WB 6.6 kbps_Port B_ANT2/y (transversal) Single Point/ABM

SNR(x,y,z) (1x1x1): Measurement grid: dx=10mm, dy=10mm

Signal Type: Audio File (.wav) 48k_voice_1kHz_1s.wav

Output Gain: 24.07

Measure Window Start: 300ms

Measure Window Length: 1000ms

BWC applied: 0.16 dB

Device Reference Point: 0, 0, -6.3 mm

Cursor:

ABM1/ABM2 = 43.37 dB


ABM1 comp = -5.32 dBA/m

BWC Factor = 0.16 dB

Location: 4.7, 0, 3.7 mm

ABM2 = -48.69 dBA/m

Location: 4.7, 0, 3.7 mm



0 dB = 1.000 = 0.00 dB

LTE Band 25

Communication System: UID 0, 1@LTE (FDD) (0); Frequency: 1882.5 MHz;Duty Cycle: 1:1

T-Coil scan (scan for ANSI C63.19 2011 compliance)/LTE Band 25 20 MHz_QPSK RB 50/24_Ch 26365_AMR-WB 6.6 kbps_Port D_ANT4/z (axial) wideband at best S/N/ABM

Freq Resp(x,y,z,f) (1x1x1): Measurement grid: dx=10mm, dy=10mm

Signal Type: Audio File (.wav) 48k_voice_300-3000_2s.wav

Output Gain: 47.21

Measure Window Start: 300ms

Measure Window Length: 2000ms

BWC applied: 10.80 dB

Device Reference Point: 0, 0, -6.3 mm

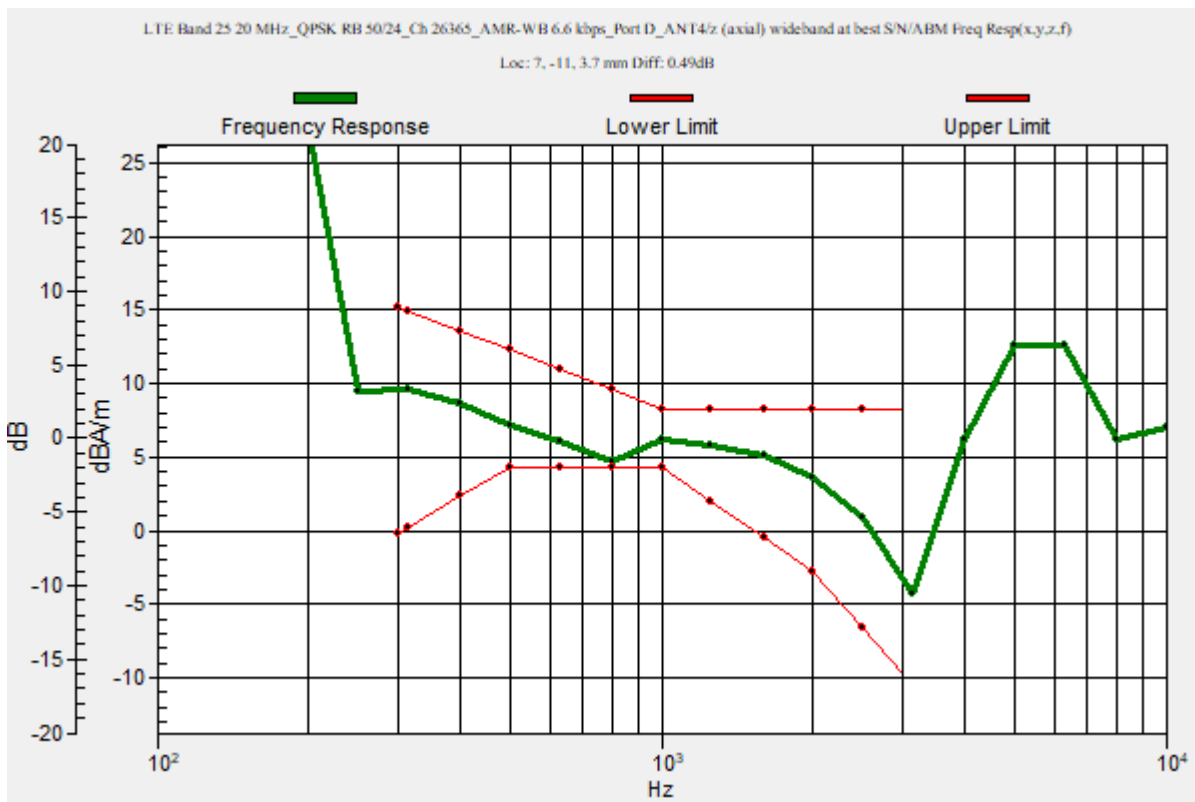
Category	Telephone parameters WD signal quality [(signal+noise)-to-noise ratio in decibels]
Category T1	0 dB to 10 dB
Category T2	10 dB to 20 dB
Category T3	20 dB to 30 dB
Category T4	> 30 dB

Cursor:

Diff = 0.49 dB

BWC Factor = 10.80 dB

Location: 7, -11, 3.7 mm



LTE Band 25

Communication System: UID 0, 1@LTE (FDD) (0); Frequency: 1882.5 MHz; Duty Cycle: 1:1

Phantom section: TCoil Section

DASY5 Configuration:

- Probe: AM1DV3 - 3083; ; Calibrated: 1/20/2020
- Sensor-Surface: 0mm (Fix Surface)
- Electronics: DAE4 Sn1357; Calibrated: 2/20/2020
- Phantom: HAC Test Arch with AMCC; Type: SD HAC P01 BB
- Measurement SW: DASY52, Version 52.10 (4);SEMCAD X Version 14.6.14 (7483)

T-Coil scan (scan for ANSI C63.19 2011 compliance)/LTE Band 25 20 MHz_QPSK RB 50/24_Ch 26365_AMR-WB 6.6 kbps_Port D_ANT4/z (axial) Single Point/ABM SNR(x,y,z)

(1x1x1): Measurement grid: dx=10mm, dy=10mm

Signal Type: Audio File (.wav) 48k_voice_1kHz_1s.wav

Output Gain: 24.07

Measure Window Start: 300ms

Measure Window Length: 1000ms

BWC applied: 0.16 dB

Device Reference Point: 0, 0, -6.3 mm

Cursor:

ABM1/ABM2 = 42.27 dB


ABM1 comp = 4.35 dBA/m

BWC Factor = 0.16 dB

Location: 7, -11, 3.7 mm

ABM2 = -37.92 dBA/m

Location: 7, -11, 3.7 mm



0 dB = 1.000 = 0.00 dB

LTE Band 25

Communication System: UID 0, 1@LTE (FDD) (0); Frequency: 1882.5 MHz; Duty Cycle: 1:1

Phantom section: TCoil Section

DASY5 Configuration:

- Probe: AM1DV3 - 3083; ; Calibrated: 1/20/2020
- Sensor-Surface: 0mm (Fix Surface)
- Electronics: DAE4 Sn1357; Calibrated: 2/20/2020
- Phantom: HAC Test Arch with AMCC; Type: SD HAC P01 BB
- Measurement SW: DASY52, Version 52.10 (4);SEMCAD X Version 14.6.14 (7483)

T-Coil scan (scan for ANSI C63.19 2011 compliance)/LTE Band 25 20 MHz_QPSK RB 50/24_Ch 26365_AMR-WB 6.6 kbps_Port D_ANT4/y (transversal) Single Point/ABM

SNR(x,y,z) (1x1x1): Measurement grid: dx=10mm, dy=10mm

Signal Type: Audio File (.wav) 48k_voice_1kHz_1s.wav

Output Gain: 24.07

Measure Window Start: 300ms

Measure Window Length: 1000ms

BWC applied: 0.16 dB

Device Reference Point: 0, 0, -6.3 mm

Cursor:

ABM1/ABM2 = 41.44 dB


ABM1 comp = -5.84 dBA/m

BWC Factor = 0.16 dB

Location: 4.8, 0.1, 3.7 mm

ABM2 = -47.28 dBA/m

Location: 4.8, 0.1, 3.7 mm



0 dB = 1.000 = 0.00 dB

LTE Band 26

Communication System: UID 0, 1@LTE (FDD) (0); Frequency: 831.5 MHz;Duty Cycle: 1:1

T-Coil scan (scan for ANSI C63.19 2011 compliance)/LTE Band 26 15 MHz_QPSK RB 36/20_Ch 26865_AMR-WB 6.6 kbps_Port B_ANT2/z (axial) wideband at best S/N/ABM

Freq Resp(x,y,z,f) (1x1x1): Measurement grid: dx=10mm, dy=10mm

Signal Type: Audio File (.wav) 48k_voice_300-3000_2s.wav

Output Gain: 47.21

Measure Window Start: 300ms

Measure Window Length: 2000ms

BWC applied: 10.80 dB

Device Reference Point: 0, 0, -6.3 mm

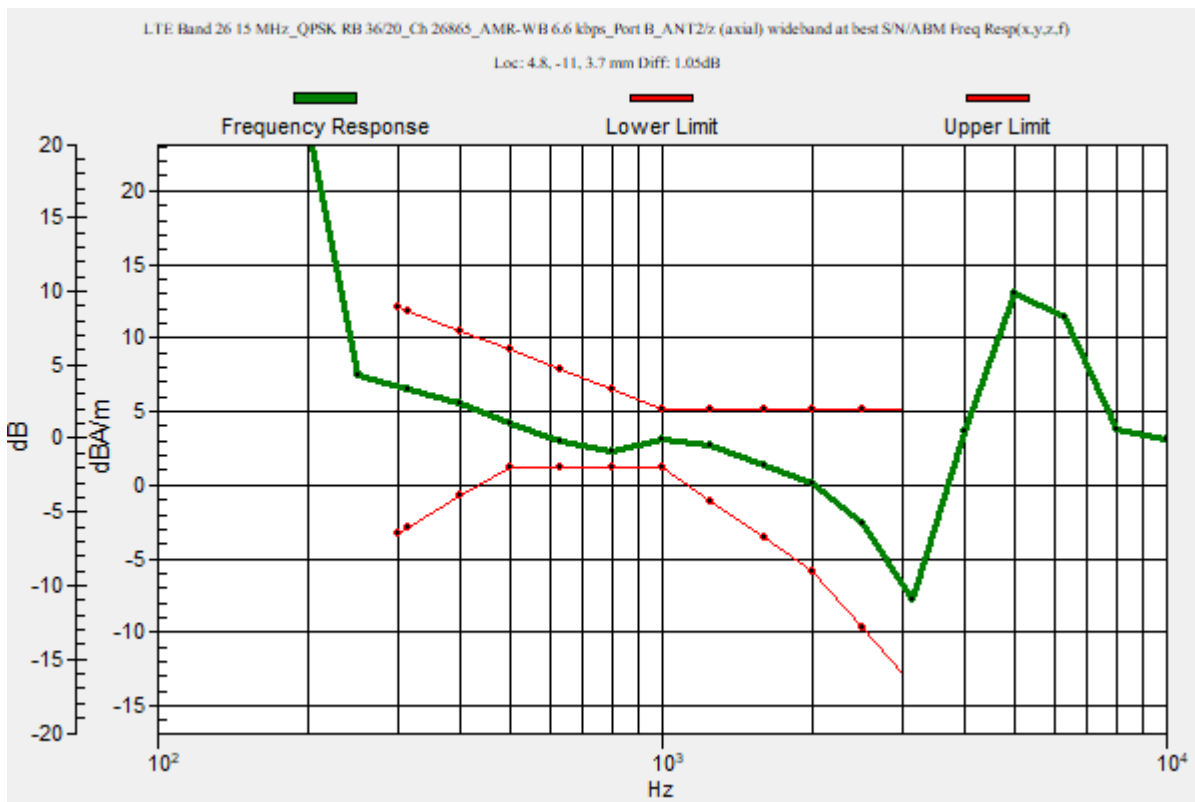
Category	Telephone parameters WD signal quality [(signal+noise)-to-noise ratio in decibels]
Category T1	0 dB to 10 dB
Category T2	10 dB to 20 dB
Category T3	20 dB to 30 dB
Category T4	> 30 dB

Cursor:

Diff = 1.05 dB

BWC Factor = 10.80 dB

Location: 4.8, -11, 3.7 mm



LTE Band 26

Communication System: UID 0, 1@LTE (FDD) (0); Frequency: 831.5 MHz; Duty Cycle: 1:1

Phantom section: TCoil Section

DASY5 Configuration:

- Probe: AM1DV3 - 3083; ; Calibrated: 1/20/2020
- Sensor-Surface: 0mm (Fix Surface)
- Electronics: DAE4 Sn1357; Calibrated: 2/20/2020
- Phantom: HAC Test Arch with AMCC; Type: SD HAC P01 BB
- Measurement SW: DASY52, Version 52.10 (4); SEMCAD X Version 14.6.14 (7483)

T-Coil scan (scan for ANSI C63.19 2011 compliance)/LTE Band 26 15 MHz_QPSK RB 36/20_Ch 26865_AMR-WB 6.6 kbps_Port B_ANT2/z (axial) 4.2mm 50 x 50/ABM

Interpolated SNR(x,y,z) (121x121x1): Interpolated grid: dx=1.000 mm, dy=1.000 mm

Signal Type: Audio File (.wav) 48k_voice_1kHz_1s.wav

Output Gain: 24.07

Measure Window Start: 300ms

Measure Window Length: 1000ms

BWC applied: 0.16 dB

Device Reference Point: 0, 0, -6.3 mm

Cursor:

ABM1/ABM2 = 43.44 dB


ABM1 comp = 1.50 dBA/m

BWC Factor = 0.16 dB

Location: 5, -10.8, 3.7 mm

ABM2 = -34.13 dBA/m

Location: 25, -25, 3.7 mm



0 dB = 1.000 = 0.00 dB

LTE Band 26

Communication System: UID 0, 1@LTE (FDD) (0); Frequency: 831.5 MHz; Duty Cycle: 1:1

Phantom section: TCoil Section

DASY5 Configuration:

- Probe: AM1DV3 - 3083; ; Calibrated: 1/20/2020
- Sensor-Surface: 0mm (Fix Surface)
- Electronics: DAE4 Sn1357; Calibrated: 2/20/2020
- Phantom: HAC Test Arch with AMCC; Type: SD HAC P01 BB
- Measurement SW: DASY52, Version 52.10 (4); SEMCAD X Version 14.6.14 (7483)

T-Coil scan (scan for ANSI C63.19 2011 compliance)/LTE Band 26 15 MHz_QPSK RB 36/20_Ch 26865_AMR-WB 6.6 kbps_Port B_ANT2/y (transversal) 4.2mm 50 x 50/ABM Interpolated SNR(x,y,z) (121x121x1): Interpolated grid: dx=1.000 mm, dy=1.000 mm

Signal Type: Audio File (.wav) 48k_voice_1kHz_1s.wav

Output Gain: 24.07

Measure Window Start: 300ms

Measure Window Length: 1000ms

BWC applied: 0.16 dB

Device Reference Point: 0, 0, -6.3 mm

Cursor:

ABM1/ABM2 = 43.53 dB


ABM1 comp = -3.96 dBA/m

BWC Factor = 0.16 dB

Location: 8.3, -2.5, 3.7 mm

ABM2 = -34.48 dBA/m

Location: 25, -20.8, 3.7 mm



0 dB = 1.000 = 0.00 dB

LTE Band 30

Communication System: UID 0, 1@LTE (FDD) (0); Frequency: 2310 MHz;Duty Cycle: 1:1

T-Coil scan (scan for ANSI C63.19 2011 compliance)/LTE Band 30 10 MHz_QPSK RB 25/12_Ch 27710_AMR-WB 6.6 kbps_Port D_ANT4/z (axial) wideband at best S/N/ABM

Freq Resp(x,y,z,f) (1x1x1): Measurement grid: dx=10mm, dy=10mm

Signal Type: Audio File (.wav) 48k_voice_300-3000_2s.wav

Output Gain: 47.21

Measure Window Start: 300ms

Measure Window Length: 2000ms

BWC applied: 10.80 dB

Device Reference Point: 0, 0, -6.3 mm

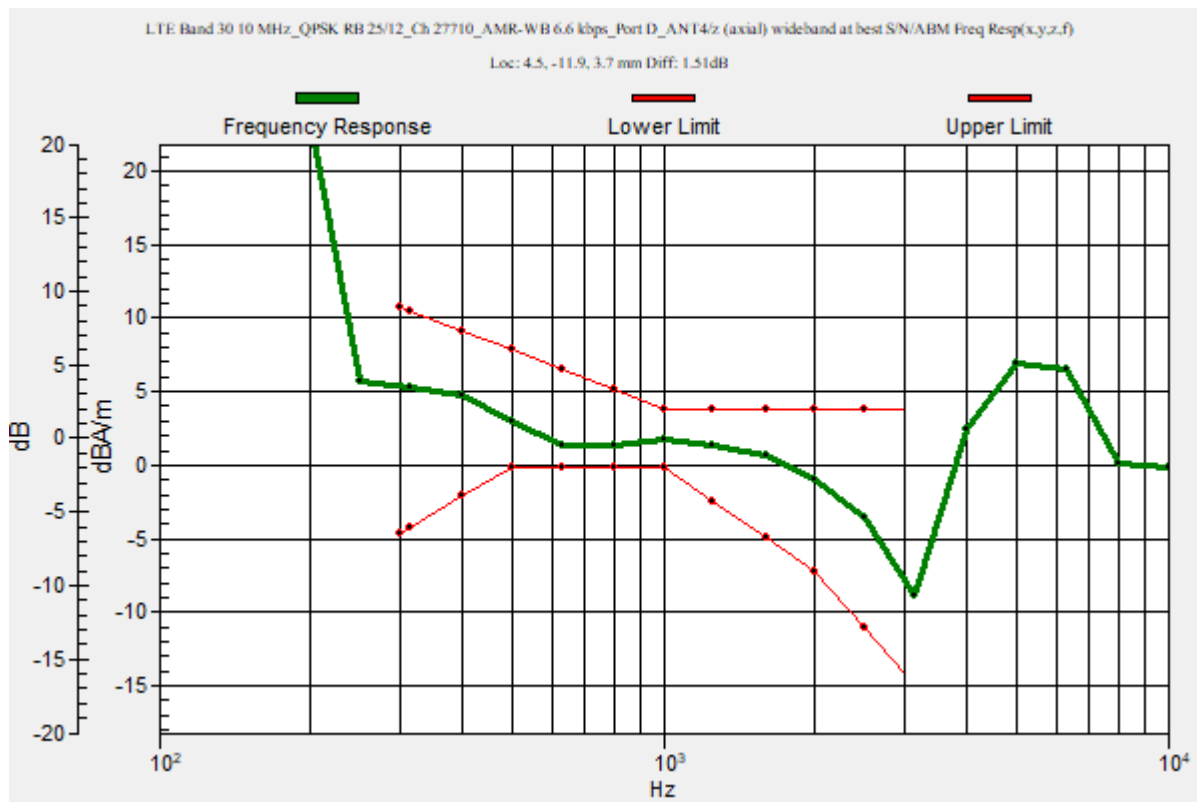
Category	Telephone parameters WD signal quality [(signal+noise)-to-noise ratio in decibels]
Category T1	0 dB to 10 dB
Category T2	10 dB to 20 dB
Category T3	20 dB to 30 dB
Category T4	> 30 dB

Cursor:

Diff = 1.51 dB

BWC Factor = 10.80 dB

Location: 4.5, -11.9, 3.7 mm



LTE Band 30

Communication System: UID 0, 1@LTE (FDD) (0); Frequency: 2310 MHz; Duty Cycle: 1:1

Phantom section: TCoil Section

DASY5 Configuration:

- Probe: AM1DV3 - 3083; ; Calibrated: 1/20/2020
- Sensor-Surface: 0mm (Fix Surface)
- Electronics: DAE4 Sn1357; Calibrated: 2/20/2020
- Phantom: HAC Test Arch with AMCC; Type: SD HAC P01 BB
- Measurement SW: DASY52, Version 52.10 (4); SEMCAD X Version 14.6.14 (7483)

T-Coil scan (scan for ANSI C63.19 2011 compliance)/LTE Band 30 10 MHz_QPSK RB 25/12_Ch 27710_AMR-WB 6.6 kbps_Port D_ANT4/z (axial) Single Point/ABM SNR(x,y,z)

(1x1x1): Measurement grid: dx=10mm, dy=10mm

Signal Type: Audio File (.wav) 48k_voice_1kHz_1s.wav

Output Gain: 24.07

Measure Window Start: 300ms

Measure Window Length: 1000ms

BWC applied: 0.16 dB

Device Reference Point: 0, 0, -6.3 mm

Cursor:

ABM1/ABM2 = 44.24 dB


ABM1 comp = 0.78 dBA/m

BWC Factor = 0.16 dB

Location: 4.5, -11.9, 3.7 mm

ABM2 = -43.45 dBA/m

Location: 4.5, -11.9, 3.7 mm



0 dB = 1.000 = 0.00 dB

LTE Band 30

Communication System: UID 0, 1@LTE (FDD) (0); Frequency: 2310 MHz; Duty Cycle: 1:1

Phantom section: TCoil Section

DASY5 Configuration:

- Probe: AM1DV3 - 3083; ; Calibrated: 1/20/2020
- Sensor-Surface: 0mm (Fix Surface)
- Electronics: DAE4 Sn1357; Calibrated: 2/20/2020
- Phantom: HAC Test Arch with AMCC; Type: SD HAC P01 BB
- Measurement SW: DASY52, Version 52.10 (4);SEMCAD X Version 14.6.14 (7483)

T-Coil scan (scan for ANSI C63.19 2011 compliance)/LTE Band 30 10 MHz_QPSK RB 25/12_Ch 27710_AMR-WB 6.6 kbps_Port D_ANT4/y (transversal) Single Point/ABM

SNR(x,y,z) (1x1x1): Measurement grid: dx=10mm, dy=10mm

Signal Type: Audio File (.wav) 48k_voice_1kHz_1s.wav

Output Gain: 24.07

Measure Window Start: 300ms

Measure Window Length: 1000ms

BWC applied: 0.16 dB

Device Reference Point: 0, 0, -6.3 mm

Cursor:

ABM1/ABM2 = 44.61 dB


ABM1 comp = -4.17 dBA/m

BWC Factor = 0.16 dB

Location: 8.5, -3.2, 3.7 mm

ABM2 = -48.79 dBA/m

Location: 8.5, -3.2, 3.7 mm



0 dB = 1.000 = 0.00 dB

LTE Band 41

Communication System: UID 0, 1@LTE (TDD) (0); Frequency: 2593 MHz;Duty Cycle: 1:1.59956

T-Coil scan (scan for ANSI C63.19 2011 compliance)/LTE Band 41 20 MHz_QPSK RB 50/49_Ch 40620_AMR-WB 6.6 kbps_Port B_ANT2/z (axial) wideband at best S/N/ABM

Freq Resp(x,y,z,f) (1x1x1): Measurement grid: dx=10mm, dy=10mm

Signal Type: Audio File (.wav) 48k_voice_300-3000_2s.wav

Output Gain: 47.21

Measure Window Start: 300ms

Measure Window Length: 2000ms

BWC applied: 10.80 dB

Device Reference Point: 0, 0, -6.3 mm

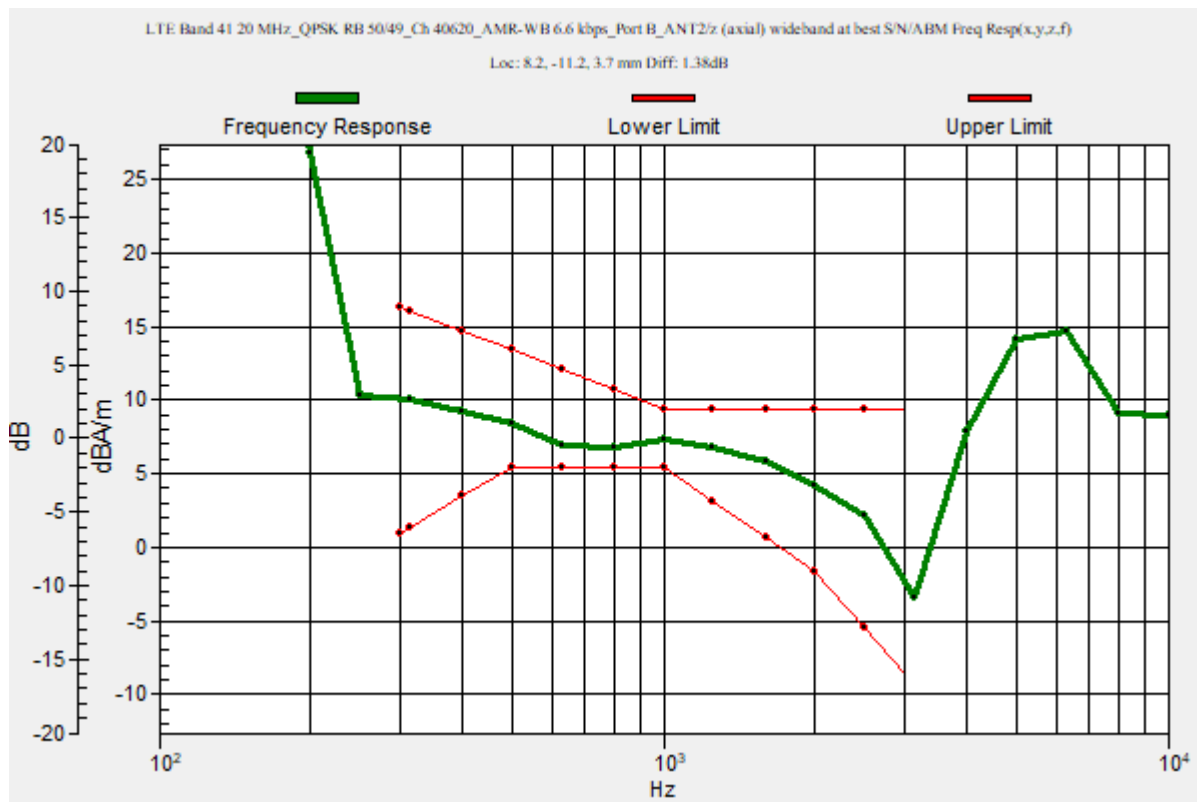
Category	Telephone parameters WD signal quality [(signal+noise)-to-noise ratio in decibels]
Category T1	0 dB to 10 dB
Category T2	10 dB to 20 dB
Category T3	20 dB to 30 dB
Category T4	> 30 dB

Cursor:

Diff = 1.38 dB

BWC Factor = 10.80 dB

Location: 8.2, -11.2, 3.7 mm



LTE Band 41

Communication System: UID 0, 1@LTE (TDD) (0); Frequency: 2593 MHz; Duty Cycle: 1:1.59956

Phantom section: TCoil Section

DASY5 Configuration:

- Probe: AM1DV3 - 3083; ; Calibrated: 1/20/2020
- Sensor-Surface: 0mm (Fix Surface)
- Electronics: DAE4 Sn1357; Calibrated: 2/20/2020
- Phantom: HAC Test Arch with AMCC; Type: SD HAC P01 BB
- Measurement SW: DASY52, Version 52.10 (4);SEMCAD X Version 14.6.14 (7483)

T-Coil scan (scan for ANSI C63.19 2011 compliance)/LTE Band 41 20 MHz_QPSK RB 50/49_Ch 40620_AMR-WB 6.6 kbps_Port B_ANT2/z (axial) Single Point/ABM SNR(x,y,z)

(1x1x1): Measurement grid: dx=10mm, dy=10mm

Signal Type: Audio File (.wav) 48k_voice_1kHz_1s.wav

Output Gain: 24.07

Measure Window Start: 300ms

Measure Window Length: 1000ms

BWC applied: 0.16 dB

Device Reference Point: 0, 0, -6.3 mm

Cursor:

ABM1/ABM2 = 41.37 dB


ABM1 comp = 5.53 dBA/m

BWC Factor = 0.16 dB

Location: 8.2, -11.2, 3.7 mm

ABM2 = -35.84 dBA/m

Location: 8.2, -11.2, 3.7 mm



0 dB = 1.000 = 0.00 dB

LTE Band 41

Communication System: UID 0, 1@LTE (TDD) (0); Frequency: 2593 MHz; Duty Cycle: 1:1.59956

Phantom section: TCoil Section

DASY5 Configuration:

- Probe: AM1DV3 - 3083; ; Calibrated: 1/20/2020
- Sensor-Surface: 0mm (Fix Surface)
- Electronics: DAE4 Sn1357; Calibrated: 2/20/2020
- Phantom: HAC Test Arch with AMCC; Type: SD HAC P01 BB
- Measurement SW: DASY52, Version 52.10 (4);SEMCAD X Version 14.6.14 (7483)

T-Coil scan (scan for ANSI C63.19 2011 compliance)/LTE Band 41 20 MHz_QPSK RB 50/49_Ch 40620_AMR-WB 6.6 kbps_Port B_ANT2/y (transversal) Single Point/ABM

SNR(x,y,z) (1x1x1): Measurement grid: dx=10mm, dy=10mm

Signal Type: Audio File (.wav) 48k_voice_1kHz_1s.wav

Output Gain: 24.07

Measure Window Start: 300ms

Measure Window Length: 1000ms

BWC applied: 0.16 dB

Device Reference Point: 0, 0, -6.3 mm

Cursor:

ABM1/ABM2 = 39.17 dB


ABM1 comp = -5.65 dBA/m

BWC Factor = 0.16 dB

Location: 4.6, -0.1, 3.7 mm

ABM2 = -44.83 dBA/m

Location: 4.6, -0.1, 3.7 mm



0 dB = 1.000 = 0.00 dB

LTE Band 48

Communication System: UID 0, 1@LTE (TDD) (0); Frequency: 3625 MHz;Duty Cycle: 1:1.59956

T-Coil scan (scan for ANSI C63.19 2011 compliance)/LTE Band 48 20 MHz_QPSK RB 50/49_Ch 55990_AMR-WB 6.6 kbps_Port A_ANT7/z (axial) wideband at best S/N/ABM

Freq Resp(x,y,z,f) (1x1x1): Measurement grid: dx=10mm, dy=10mm

Signal Type: Audio File (.wav) 48k_voice_300-3000_2s.wav

Output Gain: 47.21

Measure Window Start: 300ms

Measure Window Length: 2000ms

BWC applied: 10.80 dB

Device Reference Point: 0, 0, -6.3 mm

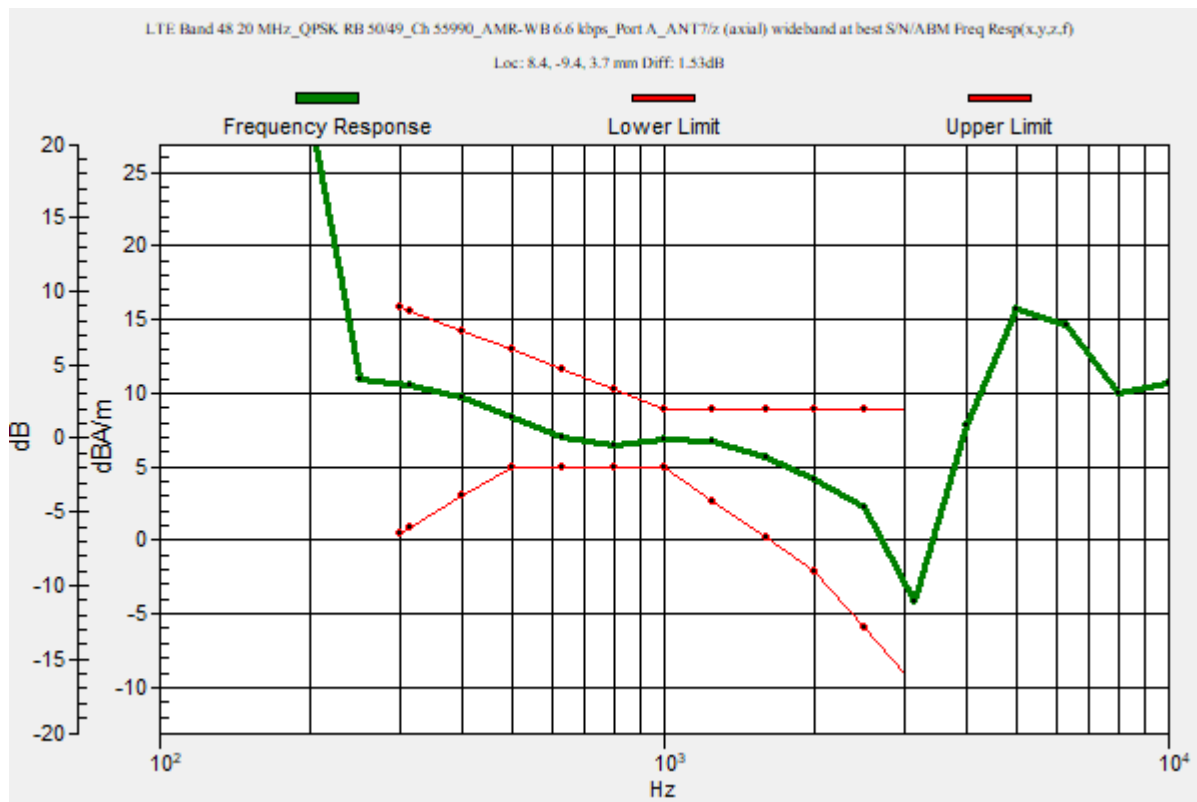
Category	Telephone parameters WD signal quality [(signal+noise)-to-noise ratio in decibels]
Category T1	0 dB to 10 dB
Category T2	10 dB to 20 dB
Category T3	20 dB to 30 dB
Category T4	> 30 dB

Cursor:

Diff = 1.53 dB

BWC Factor = 10.80 dB

Location: 8.4, -9.4, 3.7 mm



LTE Band 48

Communication System: UID 0, 1@LTE (TDD) (0); Frequency: 3625 MHz; Duty Cycle: 1:1.59956

Phantom section: TCoil Section

DASY5 Configuration:

- Probe: AM1DV3 - 3083; ; Calibrated: 1/20/2020
- Sensor-Surface: 0mm (Fix Surface)
- Electronics: DAE4 Sn1357; Calibrated: 2/20/2020
- Phantom: HAC Test Arch with AMCC; Type: SD HAC P01 BB
- Measurement SW: DASY52, Version 52.10 (4);SEMCAD X Version 14.6.14 (7483)

T-Coil scan (scan for ANSI C63.19 2011 compliance)/LTE Band 48 20 MHz_QPSK RB 50/49_Ch 55990_AMR-WB 6.6 kbps_Port A_ANT7/z (axial) 4.2mm 50 x 50/ABM Interpolated SNR(x,y,z) (121x121x1): Interpolated grid: dx=1.000 mm, dy=1.000 mm

Signal Type: Audio File (.wav) 48k_voice_1kHz_1s.wav

Output Gain: 24.07

Measure Window Start: 300ms

Measure Window Length: 1000ms

BWC applied: 0.16 dB

Device Reference Point: 0, 0, -6.3 mm

Cursor:

ABM1/ABM2 = 41.09 dB


ABM1 comp = 5.93 dBA/m

BWC Factor = 0.16 dB

Location: 8.3, -9.6, 3.7 mm

ABM2 = -11.99 dBA/m

Location: 25, -8.3, 3.7 mm



0 dB = 1.000 = 0.00 dB

LTE Band 48

Communication System: UID 0, 1@LTE (TDD) (0); Frequency: 3625 MHz; Duty Cycle: 1:1.59956

Phantom section: TCoil Section

DASY5 Configuration:

- Probe: AM1DV3 - 3083; ; Calibrated: 1/20/2020
- Sensor-Surface: 0mm (Fix Surface)
- Electronics: DAE4 Sn1357; Calibrated: 2/20/2020
- Phantom: HAC Test Arch with AMCC; Type: SD HAC P01 BB
- Measurement SW: DASY52, Version 52.10 (4);SEMCAD X Version 14.6.14 (7483)

T-Coil scan (scan for ANSI C63.19 2011 compliance)/LTE Band 48 20 MHz_QPSK RB 50/49_Ch 55990_AMR-WB 6.6 kbps_Port A_ANT7/y (transversal) 4.2mm 50 x 50/ABM Interpolated SNR(x,y,z) (121x121x1):

Interpolated grid: dx=1.000 mm, dy=1.000 mm

Signal Type: Audio File (.wav) 48k_voice_1kHz_1s.wav

Output Gain: 24.07

Measure Window Start: 300ms

Measure Window Length: 1000ms

BWC applied: 0.16 dB

Device Reference Point: 0, 0, -6.3 mm

Cursor:

ABM1/ABM2 = 38.21 dB


ABM1 comp = -6.64 dBA/m

BWC Factor = 0.16 dB

Location: 4.2, 0, 3.7 mm

ABM2 = -11.58 dBA/m

Location: 25, -20.8, 3.7 mm



0 dB = 1.000 = 0.00 dB

LTE Band 66

Communication System: UID 0, 1@LTE (FDD) (0); Frequency: 1745 MHz;Duty Cycle: 1:1

T-Coil scan (scan for ANSI C63.19 2011 compliance)/LTE Band 66 20 MHz_QPSK RB 50/24_Ch 132322_AMR-WB 6.6 kbps_Port D_ANT4/z (axial) wideband at best S/N/ABM

Freq Resp(x,y,z,f) (1x1x1): Measurement grid: dx=10mm, dy=10mm

Signal Type: Audio File (.wav) 48k_voice_300-3000_2s.wav

Output Gain: 47.21

Measure Window Start: 300ms

Measure Window Length: 2000ms

BWC applied: 10.80 dB

Device Reference Point: 0, 0, -6.3 mm

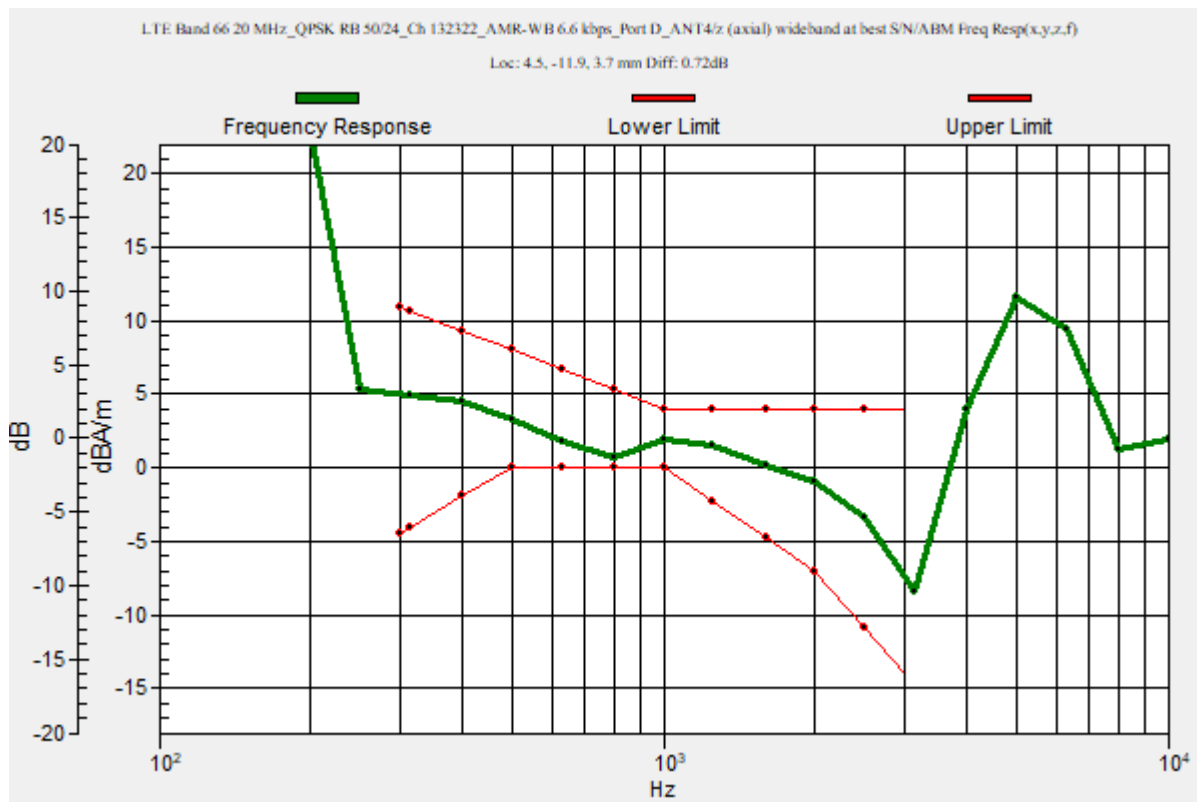
Category	Telephone parameters WD signal quality [(signal+noise)-to-noise ratio in decibels]
Category T1	0 dB to 10 dB
Category T2	10 dB to 20 dB
Category T3	20 dB to 30 dB
Category T4	> 30 dB

Cursor:

Diff = 0.72 dB

BWC Factor = 10.80 dB

Location: 4.5, -11.9, 3.7 mm



LTE Band 66

Communication System: UID 0, 1@LTE (FDD) (0); Frequency: 1745 MHz; Duty Cycle: 1:1

Phantom section: TCoil Section

DASY5 Configuration:

- Probe: AM1DV3 - 3083; ; Calibrated: 1/20/2020
- Sensor-Surface: 0mm (Fix Surface)
- Electronics: DAE4 Sn1357; Calibrated: 2/20/2020
- Phantom: HAC Test Arch with AMCC; Type: SD HAC P01 BB
- Measurement SW: DASY52, Version 52.10 (4);SEMCAD X Version 14.6.14 (7483)

T-Coil scan (scan for ANSI C63.19 2011 compliance)/LTE Band 66 20 MHz_QPSK RB 50/24_Ch 132322_AMR-WB 6.6 kbps_Port D_ANT4/z (axial) 4.2mm 50 x 50/ABM Interpolated SNR(x,y,z) (121x121x1): Interpolated grid: dx=1.000 mm, dy=1.000 mm

Signal Type: Audio File (.wav) 48k_voice_1kHz_1s.wav

Output Gain: 24.07

Measure Window Start: 300ms

Measure Window Length: 1000ms

BWC applied: 0.16 dB

Device Reference Point: 0, 0, -6.3 mm

Cursor:

ABM1/ABM2 = 44.42 dB


ABM1 comp = -0.24 dBA/m

BWC Factor = 0.16 dB

Location: 4.6, -11.7, 3.7 mm

ABM2 = -28.34 dBA/m

Location: 25, -8.3, 3.7 mm



0 dB = 1.000 = 0.00 dB

LTE Band 66

Communication System: UID 0, 1@LTE (FDD) (0); Frequency: 1745 MHz; Duty Cycle: 1:1

Phantom section: TCoil Section

DASY5 Configuration:

- Probe: AM1DV3 - 3083; ; Calibrated: 1/20/2020
- Sensor-Surface: 0mm (Fix Surface)
- Electronics: DAE4 Sn1357; Calibrated: 2/20/2020
- Phantom: HAC Test Arch with AMCC; Type: SD HAC P01 BB
- Measurement SW: DASY52, Version 52.10 (4);SEMCAD X Version 14.6.14 (7483)

T-Coil scan (scan for ANSI C63.19 2011 compliance)/LTE Band 66 20 MHz_QPSK RB 50/24_Ch 132322_AMR-WB 6.6 kbps_Port D_ANT4/y (transversal) 4.2mm 50 x 50/ABM Interpolated SNR(x,y,z) (121x121x1): Interpolated grid: dx=1.000 mm, dy=1.000 mm

Signal Type: Audio File (.wav) 48k_voice_1kHz_1s.wav

Output Gain: 24.07

Measure Window Start: 300ms

Measure Window Length: 1000ms

BWC applied: 0.16 dB

Device Reference Point: 0, 0, -6.3 mm

Cursor:

ABM1/ABM2 = 43.75 dB


ABM1 comp = -4.13 dBA/m

BWC Factor = 0.16 dB

Location: 8.3, -2.9, 3.7 mm

ABM2 = -25.18 dBA/m

Location: 20.8, 12.5, 3.7 mm



0 dB = 1.000 = 0.00 dB

LTE Band 71

Communication System: UID 0, 1@LTE (FDD) (0); Frequency: 680.5 MHz;Duty Cycle: 1:1

T-Coil scan (scan for ANSI C63.19 2011 compliance)/LTE Band 71 20 MHz_QPSK RB 50/24_Ch 133297_AMR-WB 6.6 kbps_Port B_ANT2/z (axial) wideband at best S/N/ABM

Freq Resp(x,y,z,f) (1x1x1): Measurement grid: dx=10mm, dy=10mm

Signal Type: Audio File (.wav) 48k_voice_300-3000_2s.wav

Output Gain: 47.21

Measure Window Start: 300ms

Measure Window Length: 2000ms

BWC applied: 10.80 dB

Device Reference Point: 0, 0, -6.3 mm

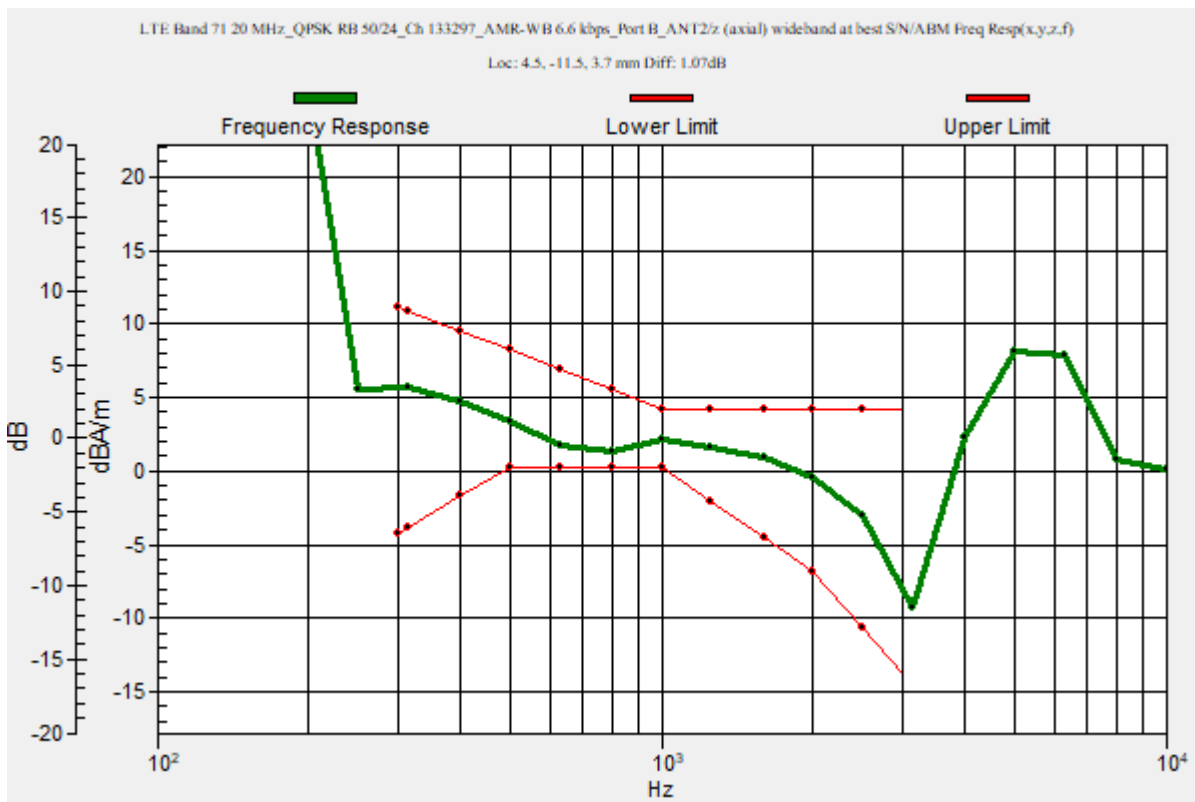
Category	Telephone parameters WD signal quality [(signal+noise)-to-noise ratio in decibels]
Category T1	0 dB to 10 dB
Category T2	10 dB to 20 dB
Category T3	20 dB to 30 dB
Category T4	> 30 dB

Cursor:

Diff = 1.07 dB

BWC Factor = 10.80 dB

Location: 4.5, -11.5, 3.7 mm



LTE Band 71

Communication System: UID 0, 1@LTE (FDD) (0); Frequency: 680.5 MHz; Duty Cycle: 1:1

Phantom section: TCoil Section

DASY5 Configuration:

- Probe: AM1DV3 - 3083; ; Calibrated: 1/20/2020
- Sensor-Surface: 0mm (Fix Surface)
- Electronics: DAE4 Sn1357; Calibrated: 2/20/2020
- Phantom: HAC Test Arch with AMCC; Type: SD HAC P01 BB
- Measurement SW: DASY52, Version 52.10 (4);SEMCAD X Version 14.6.14 (7483)

T-Coil scan (scan for ANSI C63.19 2011 compliance)/LTE Band 71 20 MHz_QPSK RB 50/24_Ch 133297_AMR-WB 6.6 kbps_Port B_ANT2/z (axial) 4.2mm 50 x 50/ABM Interpolated SNR(x,y,z) (121x121x1): Interpolated grid: dx=1.000 mm, dy=1.000 mm

Signal Type: Audio File (.wav) 48k_voice_1kHz_1s.wav

Output Gain: 24.07

Measure Window Start: 300ms

Measure Window Length: 1000ms

BWC applied: 0.16 dB

Device Reference Point: 0, 0, -6.3 mm

Cursor:

ABM1/ABM2 = 43.26 dB


ABM1 comp = -0.03 dBA/m

BWC Factor = 0.16 dB

Location: 4.6, -11.7, 3.7 mm

ABM2 = -33.44 dBA/m

Location: 16.7, -12.5, 3.7 mm



0 dB = 1.000 = 0.00 dB

LTE Band 71

Communication System: UID 0, 1@LTE (FDD) (0); Frequency: 680.5 MHz; Duty Cycle: 1:1

Phantom section: TCoil Section

DASY5 Configuration:

- Probe: AM1DV3 - 3083; ; Calibrated: 1/20/2020
- Sensor-Surface: 0mm (Fix Surface)
- Electronics: DAE4 Sn1357; Calibrated: 2/20/2020
- Phantom: HAC Test Arch with AMCC; Type: SD HAC P01 BB
- Measurement SW: DASY52, Version 52.10 (4);SEMCAD X Version 14.6.14 (7483)

T-Coil scan (scan for ANSI C63.19 2011 compliance)/LTE Band 71 20 MHz_QPSK RB 50/24_Ch 133297_AMR-WB 6.6 kbps_Port B_ANT2/y (transversal) 4.2mm 50 x 50/ABM Interpolated SNR(x,y,z) (121x121x1): Interpolated grid: dx=1.000 mm, dy=1.000 mm

Signal Type: Audio File (.wav) 48k_voice_1kHz_1s.wav

Output Gain: 24.07

Measure Window Start: 300ms

Measure Window Length: 1000ms

BWC applied: 0.16 dB

Device Reference Point: 0, 0, -6.3 mm

Cursor:

ABM1/ABM2 = 43.69 dB


ABM1 comp = -3.91 dBA/m

BWC Factor = 0.16 dB

Location: 8.3, -2.9, 3.7 mm

ABM2 = -34.26 dBA/m

Location: 25, -20.8, 3.7 mm



0 dB = 1.000 = 0.00 dB

802.11b

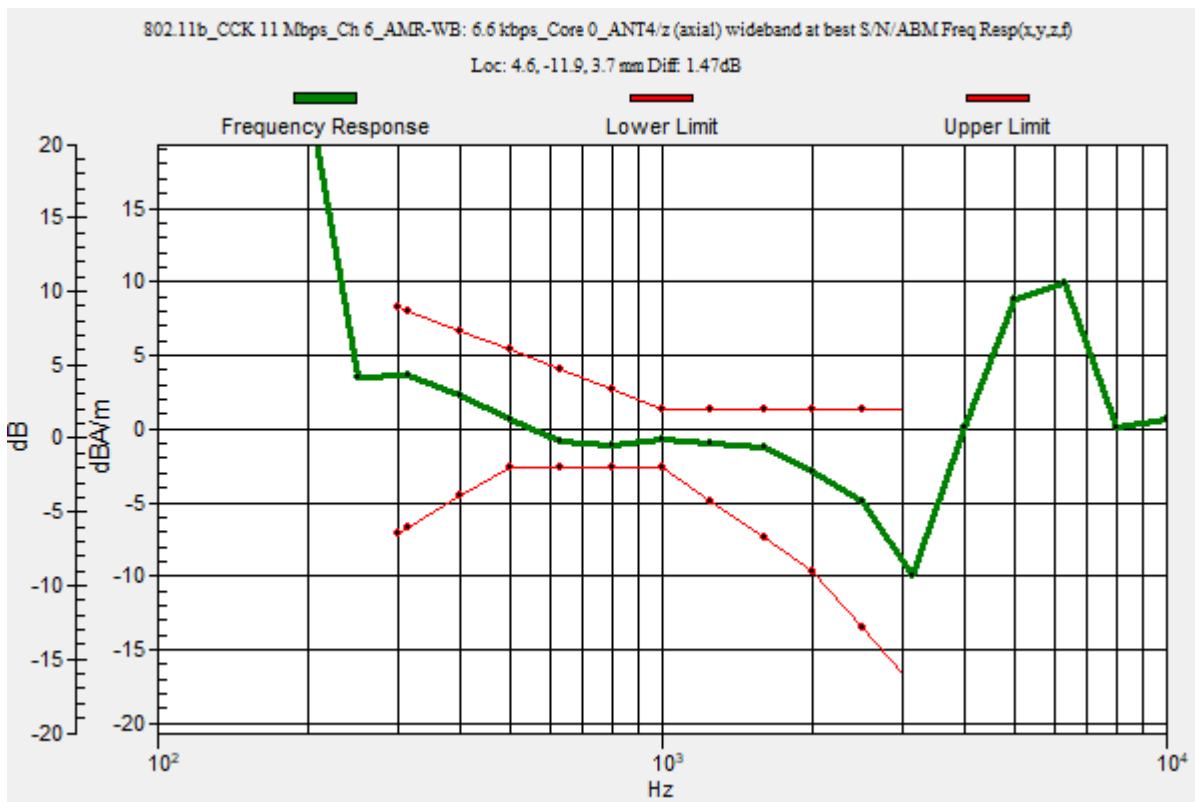
Communication System: UID 0, 1@IEEE 802.11b/g/n 2.4 GHz Band (0); Frequency: 2437 MHz;Duty Cycle: 1:1

T-Coil scan (scan for ANSI C63.19 2011 compliance)/802.11b_CCK 11 Mbps_Ch 6_AMR-WB: 6.6 kbps_Core 0_ANT4/z (axial) wideband at best S/N/ABM Freq Resp(x,y,z,f)

(1x1x1): Measurement grid: dx=10mm, dy=10mm
 Signal Type: Audio File (.wav) 48k_voice_300-3000_2s.wav
 Output Gain: 29.79
 Measure Window Start: 300ms
 Measure Window Length: 2000ms
 BWC applied: 10.80 dB
 Device Reference Point: 0, 0, -6.3 mm

Category	Telephone parameters WD signal quality [(signal+noise)-to-noise ratio in decibels]
Category T1	0 dB to 10 dB
Category T2	10 dB to 20 dB
Category T3	20 dB to 30 dB
Category T4	> 30 dB

Cursor:
 Diff = 1.47 dB
 BWC Factor = 10.80 dB
 Location: 4.6, -11.9, 3.7 mm



802.11b

Communication System: UID 0, 1@IEEE 802.11b/g/n 2.4 GHz Band (0); Frequency: 2437 MHz; Duty Cycle: 1:1

Phantom section: TCoil Section

DASY5 Configuration:

- Probe: AM1DV3 - 3083; ; Calibrated: 1/20/2020
- Sensor-Surface: 0mm (Fix Surface)
- Electronics: DAE4 Sn1357; Calibrated: 2/20/2020
- Phantom: HAC Test Arch with AMCC; Type: SD HAC P01 BB
- Measurement SW: DASY52, Version 52.10 (4);SEMCAD X Version 14.6.14 (7483)

T-Coil scan (scan for ANSI C63.19 2011 compliance)/802.11b_CCK 11 Mbps_Ch 6_AMR-WB: 6.6 kbps_Core 0_ANT4/z (axial) Single Point/ABM SNR(x,y,z) (1x1x1): Measurement grid:

dx=10mm, dy=10mm

Signal Type: Audio File (.wav) 48k_voice_1kHz_1s.wav

Output Gain: 15.19

Measure Window Start: 300ms

Measure Window Length: 1000ms

BWC applied: 0.16 dB

Device Reference Point: 0, 0, -6.3 mm

Cursor:

ABM1/ABM2 = 42.02 dB


ABM1 comp = -1.05 dBA/m

BWC Factor = 0.16 dB

Location: 4.6, -11.9, 3.7 mm

ABM2 = -43.07 dBA/m

Location: 4.6, -11.9, 3.7 mm



0 dB = 1.000 = 0.00 dB

802.11b

Communication System: UID 0, 1@IEEE 802.11b/g/n 2.4 GHz Band (0); Frequency: 2437 MHz; Duty Cycle: 1:1

Phantom section: TCoil Section

DASY5 Configuration:

- Probe: AM1DV3 - 3083; ; Calibrated: 1/20/2020
- Sensor-Surface: 0mm (Fix Surface)
- Electronics: DAE4 Sn1357; Calibrated: 2/20/2020
- Phantom: HAC Test Arch with AMCC; Type: SD HAC P01 BB
- Measurement SW: DASY52, Version 52.10 (4);SEMCAD X Version 14.6.14 (7483)

T-Coil scan (scan for ANSI C63.19 2011 compliance)/802.11b_CCK 11 Mbps_Ch 6_AMR-WB: 6.6 kbps_Core 0_ANT4/y (transversal) Single Point/ABM SNR(x,y,z) (1x1x1):

Measurement grid: dx=10mm, dy=10mm

Signal Type: Audio File (.wav) 48k_voice_1kHz_1s.wav

Output Gain: 15.19

Measure Window Start: 300ms

Measure Window Length: 1000ms

BWC applied: 0.16 dB

Device Reference Point: 0, 0, -6.3 mm

Cursor:

ABM1/ABM2 = 37.77 dB


ABM1 comp = -8.17 dBA/m

BWC Factor = 0.16 dB

Location: 4.6, 0, 3.7 mm

ABM2 = -45.94 dBA/m

Location: 4.6, 0, 3.7 mm



0 dB = 1.000 = 0.00 dB

802.11ax (5 GHz)

Communication System: UID 0, 1@IEEE 802.11a/n/ac 5 GHz Band (0); Frequency: 5210 MHz;Duty Cycle: 1:1

T-Coil scan (scan for ANSI C63.19 2011 compliance)/802.11ax_MCS6 324 Mbps_Ch 42_AMR-WB: 6.6 kbps_Core 0_ANT6/z (axial) wideband at best S/N/ABM Freq

Resp(x,y,z,f) (1x1x1): Measurement grid: dx=10mm, dy=10mm

Signal Type: Audio File (.wav) 48k_voice_300-3000_2s.wav

Output Gain: 29.79

Measure Window Start: 300ms

Measure Window Length: 2000ms

BWC applied: 10.80 dB

Device Reference Point: 0, 0, -6.3 mm

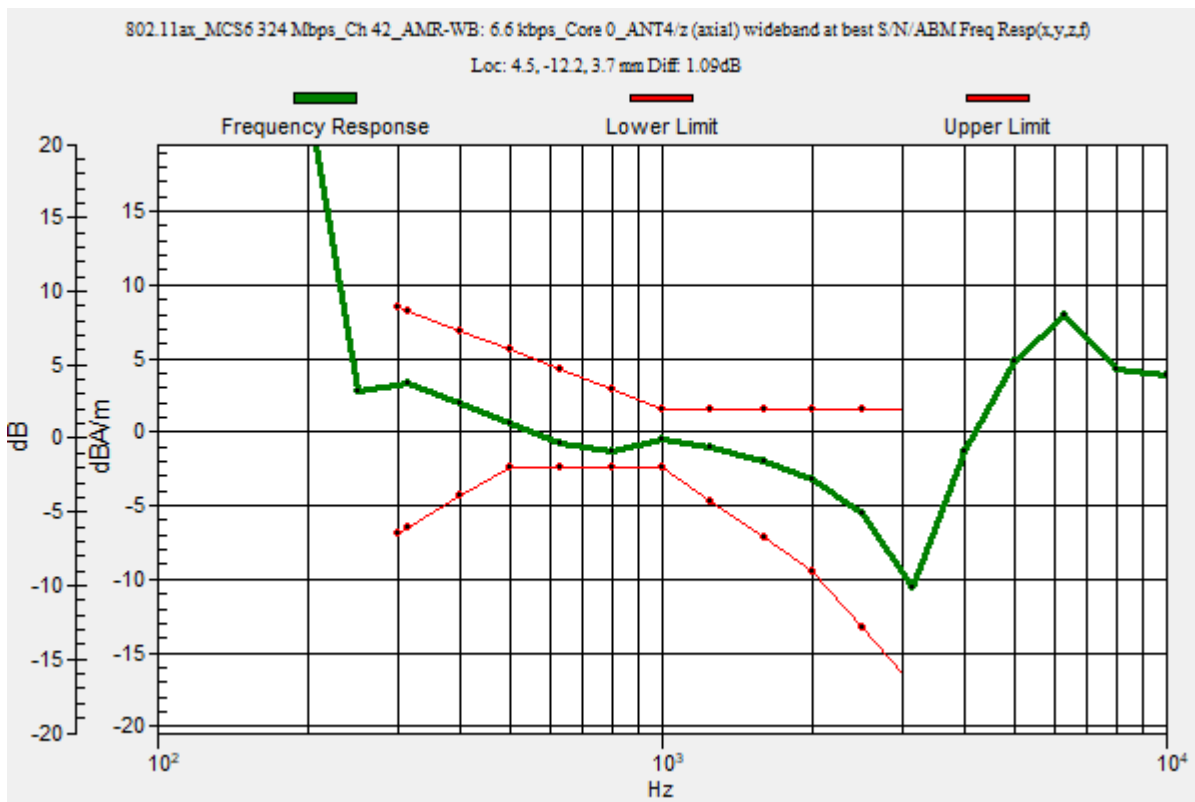
Category	Telephone parameters WD signal quality [(signal+noise)-to-noise ratio in decibels]
Category T1	0 dB to 10 dB
Category T2	10 dB to 20 dB
Category T3	20 dB to 30 dB
Category T4	> 30 dB

Cursor:

Diff = 1.09 dB

BWC Factor = 10.80 dB

Location: 4.5, -12.2, 3.7 mm



802.11ax (5 GHz)

Communication System: UID 0, 1@IEEE 802.11a/n/ac 5 GHz Band (0); Frequency: 5210 MHz; Duty Cycle: 1:1

Phantom section: TCoil Section

DASY5 Configuration:

- Probe: AM1DV3 - 3083; ; Calibrated: 1/20/2020
- Sensor-Surface: 0mm (Fix Surface)
- Electronics: DAE4 Sn1357; Calibrated: 2/20/2020
- Phantom: HAC Test Arch with AMCC; Type: SD HAC P01 BB
- Measurement SW: DASY52, Version 52.10 (4);SEMCAD X Version 14.6.14 (7483)

T-Coil scan (scan for ANSI C63.19 2011 compliance)/802.11ax_MCS6 324 Mbps_Ch 42_AMR-WB: 6.6 kbps_Core 0_ANT6/z (axial) Single Point/ABM SNR(x,y,z) (1x1x1):

Measurement grid: dx=10mm, dy=10mm

Signal Type: Audio File (.wav) 48k_voice_1kHz_1s.wav

Output Gain: 15.19

Measure Window Start: 300ms

Measure Window Length: 1000ms

BWC applied: 0.16 dB

Device Reference Point: 0, 0, -6.3 mm

Cursor:

ABM1/ABM2 = 40.90 dB


ABM1 comp = -1.54 dBA/m

BWC Factor = 0.16 dB

Location: 4.5, -12.2, 3.7 mm

ABM2 = -42.44 dBA/m

Location: 4.5, -12.2, 3.7 mm



0 dB = 1.000 = 0.00 dB

802.11ax (5 GHz)

Communication System: UID 0, 1@IEEE 802.11a/n/ac 5 GHz Band (0); Frequency: 5210 MHz; Duty Cycle: 1:1

Phantom section: TCoil Section

DASY5 Configuration:

- Probe: AM1DV3 - 3083; ; Calibrated: 1/20/2020
- Sensor-Surface: 0mm (Fix Surface)
- Electronics: DAE4 Sn1357; Calibrated: 2/20/2020
- Phantom: HAC Test Arch with AMCC; Type: SD HAC P01 BB
- Measurement SW: DASY52, Version 52.10 (4);SEMCAD X Version 14.6.14 (7483)

T-Coil scan (scan for ANSI C63.19 2011 compliance)/802.11ax_MCS6 324 Mbps_Ch 42_AMR-WB: 6.6 kbps_Core 0_ANT6/y (transversal) Single Point/ABM SNR(x,y,z)

(1x1x1): Measurement grid: dx=10mm, dy=10mm

Signal Type: Audio File (.wav) 48k_voice_1kHz_1s.wav

Output Gain: 15.19

Measure Window Start: 300ms

Measure Window Length: 1000ms

BWC applied: 0.16 dB

Device Reference Point: 0, 0, -6.3 mm

Cursor:

ABM1/ABM2 = 40.64 dB


ABM1 comp = -7.95 dBA/m

BWC Factor = 0.16 dB

Location: 4.4, -0.1, 3.7 mm

ABM2 = -48.58 dBA/m

Location: 4.4, -0.1, 3.7 mm



0 dB = 1.000 = 0.00 dB

802.11ax (5 GHz)

Communication System: UID 0, 1@IEEE 802.11a/n/ac 5 GHz Band (0); Frequency: 5290 MHz;Duty Cycle: 1:1

T-Coil scan (scan for ANSI C63.19 2011 compliance)/802.11ax_MCS6 324 Mbps_Ch 58_AMR-WB: 6.6 kbps_Core 0_ANT6/z (axial) wideband at best S/N/ABM Freq

Resp(x,y,z,f) (1x1x1): Measurement grid: dx=10mm, dy=10mm

Signal Type: Audio File (.wav) 48k_voice_300-3000_2s.wav

Output Gain: 29.79

Measure Window Start: 300ms

Measure Window Length: 2000ms

BWC applied: 10.80 dB

Device Reference Point: 0, 0, -6.3 mm

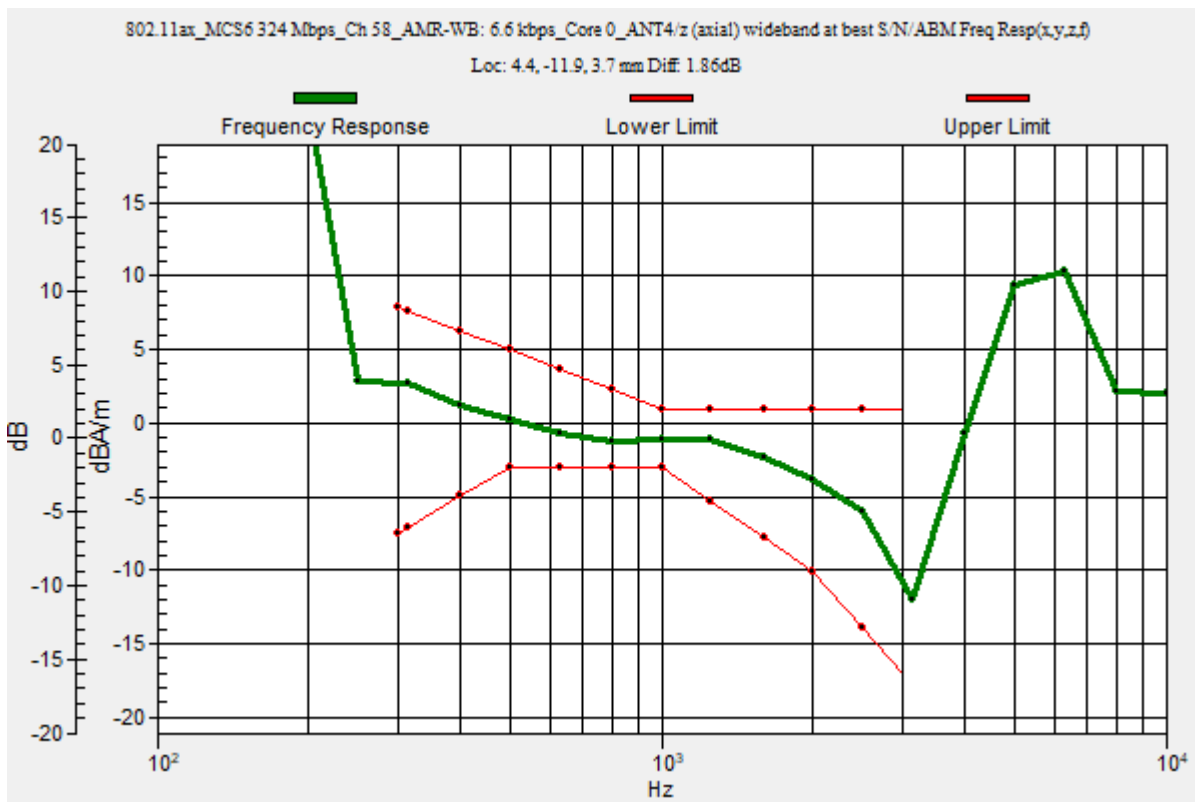
Category	Telephone parameters WD signal quality [(signal+noise)-to-noise ratio in decibels]
Category T1	0 dB to 10 dB
Category T2	10 dB to 20 dB
Category T3	20 dB to 30 dB
Category T4	> 30 dB

Cursor:

Diff = 1.86 dB

BWC Factor = 10.80 dB

Location: 4.4, -11.9, 3.7 mm



802.11ax (5 GHz)

Communication System: UID 0, 1@IEEE 802.11a/n/ac 5 GHz Band (0); Frequency: 5290 MHz; Duty Cycle: 1:1

Phantom section: TCoil Section

DASY5 Configuration:

- Probe: AM1DV3 - 3083; ; Calibrated: 1/20/2020
- Sensor-Surface: 0mm (Fix Surface)
- Electronics: DAE4 Sn1357; Calibrated: 2/20/2020
- Phantom: HAC Test Arch with AMCC; Type: SD HAC P01 BB
- Measurement SW: DASY52, Version 52.10 (4);SEMCAD X Version 14.6.14 (7483)

T-Coil scan (scan for ANSI C63.19 2011 compliance)/802.11ax_MCS6 324 Mbps_Ch 58_AMR-WB: 6.6 kbps_Core 0_ANT6/z (axial) 4.2mm 50 x 50/ABM Interpolated

SNR(x,y,z) (121x121x1): Interpolated grid: dx=1.000 mm, dy=1.000 mm

Signal Type: Audio File (.wav) 48k_voice_1kHz_1s.wav

Output Gain: 15.19

Measure Window Start: 300ms

Measure Window Length: 1000ms

BWC applied: 0.16 dB

Device Reference Point: 0, 0, -6.3 mm

Cursor:

ABM1/ABM2 = 42.33 dB


ABM1 comp = -2.52 dBA/m

BWC Factor = 0.16 dB

Location: 4.6, -12.1, 3.7 mm

ABM2 = -28.41 dBA/m

Location: 25, -12.5, 3.7 mm



0 dB = 1.000 = 0.00 dB

802.11ax (5 GHz)

Communication System: UID 0, 1@IEEE 802.11a/n/ac 5 GHz Band (0); Frequency: 5290 MHz; Duty Cycle: 1:1

Phantom section: TCoil Section

DASY5 Configuration:

- Probe: AM1DV3 - 3083; ; Calibrated: 1/20/2020
- Sensor-Surface: 0mm (Fix Surface)
- Electronics: DAE4 Sn1357; Calibrated: 2/20/2020
- Phantom: HAC Test Arch with AMCC; Type: SD HAC P01 BB
- Measurement SW: DASY52, Version 52.10 (4);SEMCAD X Version 14.6.14 (7483)

T-Coil scan (scan for ANSI C63.19 2011 compliance)/802.11ax_MCS6 324 Mbps_Ch 58_AMR-WB: 6.6 kbps_Core 0_ANT6/y (transversal) 4.2mm 50 x 50/ABM Interpolated SNR(x,y,z) (121x121x1): Interpolated grid: dx=1.000 mm, dy=1.000 mm

Signal Type: Audio File (.wav) 48k_voice_1kHz_1s.wav

Output Gain: 15.19

Measure Window Start: 300ms

Measure Window Length: 1000ms

BWC applied: 0.16 dB

Device Reference Point: 0, 0, -6.3 mm

Cursor:

ABM1/ABM2 = 41.44 dB


ABM1 comp = -7.13 dBA/m

BWC Factor = 0.16 dB

Location: 8.8, -3.3, 3.7 mm

ABM2 = -27.87 dBA/m

Location: 25, -20.8, 3.7 mm



0 dB = 1.000 = 0.00 dB

802.11ax (5 GHz)

Communication System: UID 0, 1@IEEE 802.11a/n/ac 5 GHz Band (0); Frequency: 5530 MHz;Duty Cycle: 1:1

T-Coil scan (scan for ANSI C63.19 2011 compliance)/802.11ax_MCS6 324 Mbps_Ch 106_AMR-WB: 6.6 kbps_Core 0_ANT6/z (axial) wideband at best S/N/ABM Freq

Resp(x,y,z,f) (1x1x1): Measurement grid: dx=10mm, dy=10mm

Signal Type: Audio File (.wav) 48k_voice_300-3000_2s.wav

Output Gain: 29.79

Measure Window Start: 300ms

Measure Window Length: 2000ms

BWC applied: 10.80 dB

Device Reference Point: 0, 0, -6.3 mm

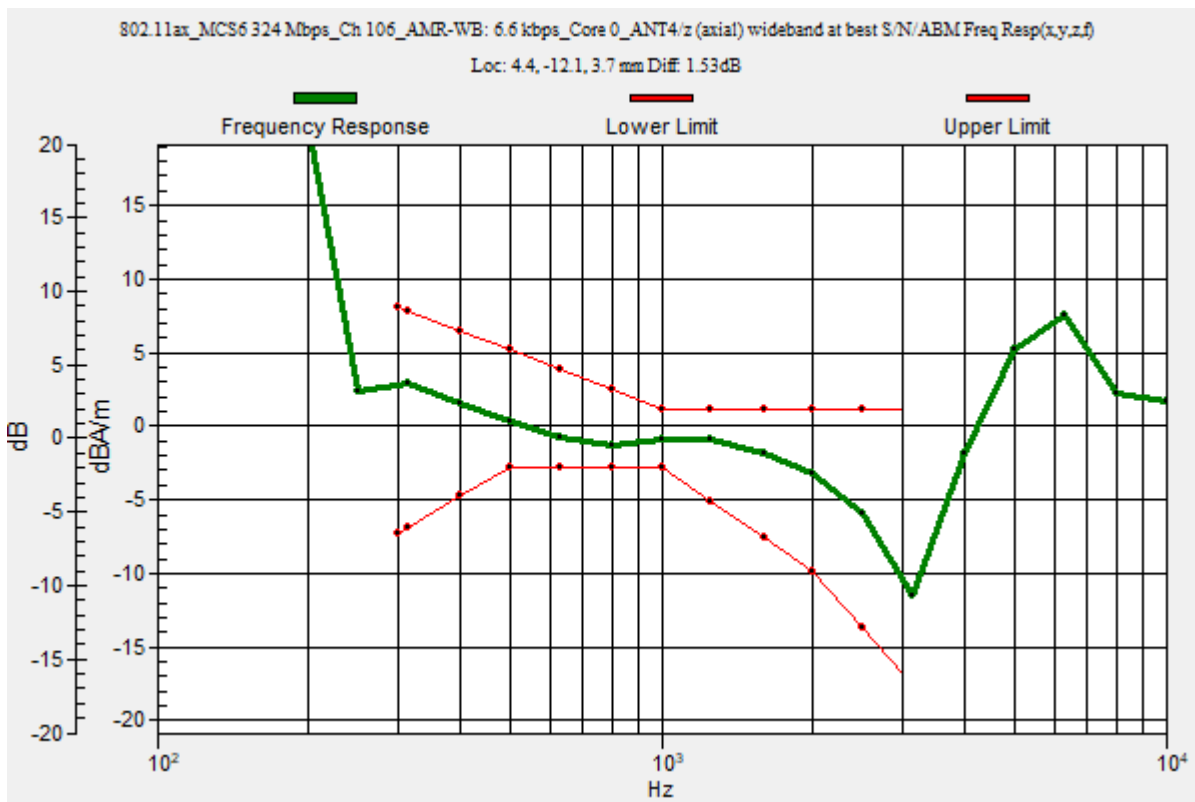
Category	Telephone parameters WD signal quality [(signal+noise)-to-noise ratio in decibels]
Category T1	0 dB to 10 dB
Category T2	10 dB to 20 dB
Category T3	20 dB to 30 dB
Category T4	> 30 dB

Cursor:

Diff = 1.53 dB

BWC Factor = 10.80 dB

Location: 4.4, -12.1, 3.7 mm



802.11ax (5 GHz)

Communication System: UID 0, 1@IEEE 802.11a/n/ac 5 GHz Band (0); Frequency: 5530 MHz; Duty Cycle: 1:1

Phantom section: TCoil Section

DASY5 Configuration:

- Probe: AM1DV3 - 3083; ; Calibrated: 1/20/2020
- Sensor-Surface: 0mm (Fix Surface)
- Electronics: DAE4 Sn1357; Calibrated: 2/20/2020
- Phantom: HAC Test Arch with AMCC; Type: SD HAC P01 BB
- Measurement SW: DASY52, Version 52.10 (4);SEMCAD X Version 14.6.14 (7483)

T-Coil scan (scan for ANSI C63.19 2011 compliance)/802.11ax_MCS6 324 Mbps_Ch 106_AMR-WB: 6.6 kbps_Core 0_ANT6/z (axial) 4.2mm 50 x 50/ABM Interpolated

SNR(x,y,z) (121x121x1): Interpolated grid: dx=1.000 mm, dy=1.000 mm

Signal Type: Audio File (.wav) 48k_voice_1kHz_1s.wav

Output Gain: 15.19

Measure Window Start: 300ms

Measure Window Length: 1000ms

BWC applied: 0.16 dB

Device Reference Point: 0, 0, -6.3 mm

Cursor:

ABM1/ABM2 = 43.28 dB


ABM1 comp = -2.23 dBA/m

BWC Factor = 0.16 dB

Location: 4.6, -12.1, 3.7 mm

ABM2 = -29.03 dBA/m

Location: 25, -12.5, 3.7 mm



0 dB = 1.000 = 0.00 dB

802.11ax (5 GHz)

Communication System: UID 0, 1@IEEE 802.11a/n/ac 5 GHz Band (0); Frequency: 5530 MHz; Duty Cycle: 1:1

Phantom section: TCoil Section

DASY5 Configuration:

- Probe: AM1DV3 - 3083; ; Calibrated: 1/20/2020
- Sensor-Surface: 0mm (Fix Surface)
- Electronics: DAE4 Sn1357; Calibrated: 2/20/2020
- Phantom: HAC Test Arch with AMCC; Type: SD HAC P01 BB
- Measurement SW: DASY52, Version 52.10 (4);SEMCAD X Version 14.6.14 (7483)

T-Coil scan (scan for ANSI C63.19 2011 compliance)/802.11ax_MCS6 324 Mbps_Ch 106_AMR-WB: 6.6 kbps_Core 0_ANT6/y (transversal) 4.2mm 50 x 50/ABM Interpolated

SNR(x,y,z) (121x121x1): Interpolated grid: dx=1.000 mm, dy=1.000 mm

Signal Type: Audio File (.wav) 48k_voice_1kHz_1s.wav

Output Gain: 15.19

Measure Window Start: 300ms

Measure Window Length: 1000ms

BWC applied: 0.16 dB

Device Reference Point: 0, 0, -6.3 mm

Cursor:

ABM1/ABM2 = 41.71 dB


ABM1 comp = -6.91 dBA/m

BWC Factor = 0.16 dB

Location: 8.8, -3.8, 3.7 mm

ABM2 = -26.69 dBA/m

Location: 16.7, 12.5, 3.7 mm



0 dB = 1.000 = 0.00 dB

802.11ax (5 GHz)

Communication System: UID 0, 1@IEEE 802.11a/n/ac 5 GHz Band (0); Frequency: 5775 MHz;Duty Cycle: 1:1

T-Coil scan (scan for ANSI C63.19 2011 compliance)/802.11ax_MCS6 324 Mbps_Ch 155_AMR-WB: 6.6 kbps_Core 0_ANT6/z (axial) wideband at best S/N/ABM Freq

Resp(x,y,z,f) (1x1x1): Measurement grid: dx=10mm, dy=10mm

Signal Type: Audio File (.wav) 48k_voice_300-3000_2s.wav

Output Gain: 29.79

Measure Window Start: 300ms

Measure Window Length: 2000ms

BWC applied: 10.80 dB

Device Reference Point: 0, 0, -6.3 mm

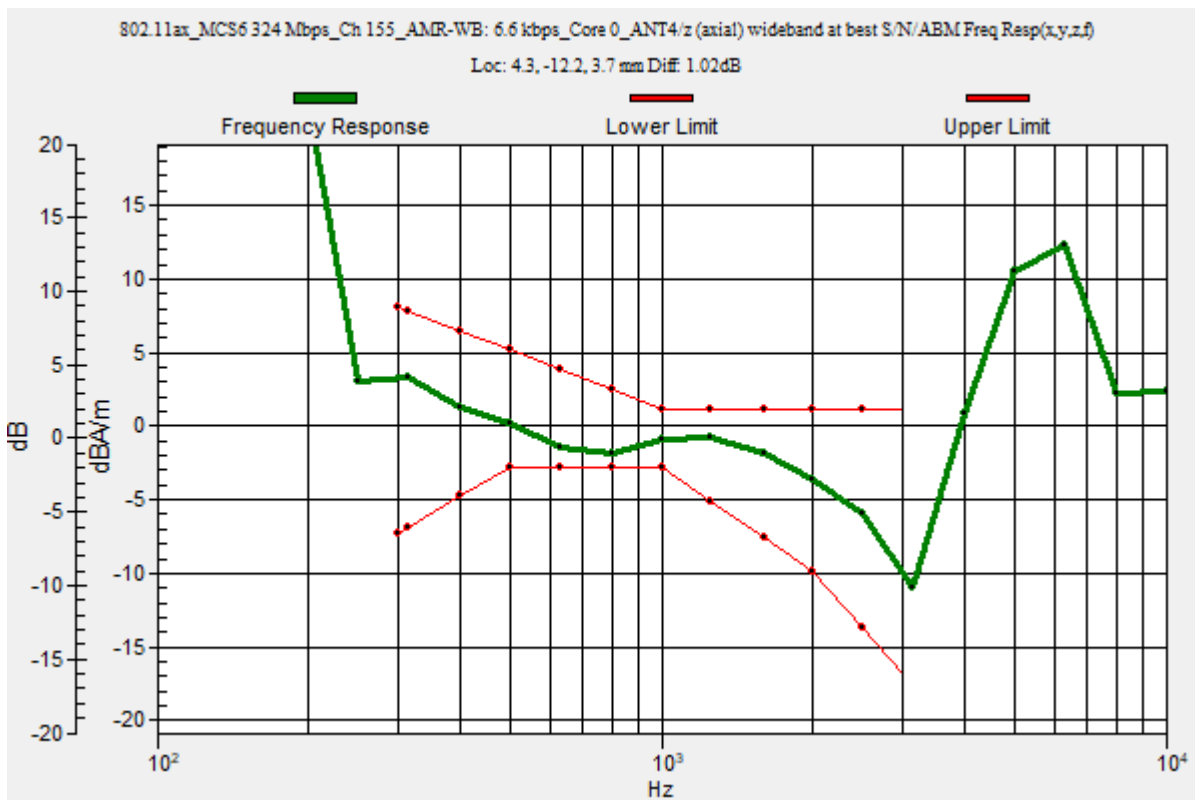
Category	Telephone parameters WD signal quality [(signal+noise)-to-noise ratio in decibels]
Category T1	0 dB to 10 dB
Category T2	10 dB to 20 dB
Category T3	20 dB to 30 dB
Category T4	> 30 dB

Cursor:

Diff = 1.02 dB

BWC Factor = 10.80 dB

Location: 4.3, -12.2, 3.7 mm



802.11ax (5 GHz)

Communication System: UID 0, 1@IEEE 802.11a/n/ac 5 GHz Band (0); Frequency: 5775 MHz; Duty Cycle: 1:1

Phantom section: TCoil Section

DASY5 Configuration:

- Probe: AM1DV3 - 3083; ; Calibrated: 1/20/2020
- Sensor-Surface: 0mm (Fix Surface)
- Electronics: DAE4 Sn1357; Calibrated: 2/20/2020
- Phantom: HAC Test Arch with AMCC; Type: SD HAC P01 BB
- Measurement SW: DASY52, Version 52.10 (4);SEMCAD X Version 14.6.14 (7483)

T-Coil scan (scan for ANSI C63.19 2011 compliance)/802.11ax_MCS6 324 Mbps_Ch 155_AMR-WB: 6.6 kbps_Core 0_ANT6/z (axial) 4.2mm 50 x 50/ABM Interpolated

SNR(x,y,z) (121x121x1): Interpolated grid: dx=1.000 mm, dy=1.000 mm

Signal Type: Audio File (.wav) 48k_voice_1kHz_1s.wav

Output Gain: 15.19

Measure Window Start: 300ms

Measure Window Length: 1000ms

BWC applied: 0.16 dB

Device Reference Point: 0, 0, -6.3 mm

Cursor:

ABM1/ABM2 = 43.08 dB


ABM1 comp = -2.88 dBA/m

BWC Factor = 0.16 dB

Location: 4.2, -12.1, 3.7 mm

ABM2 = -28.05 dBA/m

Location: 25, -12.5, 3.7 mm



0 dB = 1.000 = 0.00 dB

802.11ax (5 GHz)

Communication System: UID 0, 1@IEEE 802.11a/n/ac 5 GHz Band (0); Frequency: 5775 MHz; Duty Cycle: 1:1

Phantom section: TCoil Section

DASY5 Configuration:

- Probe: AM1DV3 - 3083; ; Calibrated: 1/20/2020
- Sensor-Surface: 0mm (Fix Surface)
- Electronics: DAE4 Sn1357; Calibrated: 2/20/2020
- Phantom: HAC Test Arch with AMCC; Type: SD HAC P01 BB
- Measurement SW: DASY52, Version 52.10 (4);SEMCAD X Version 14.6.14 (7483)

T-Coil scan (scan for ANSI C63.19 2011 compliance)/802.11ax_MCS6 324 Mbps_Ch 155_AMR-WB: 6.6 kbps_Core 0_ANT6/y (transversal) 4.2mm 50 x 50/ABM Interpolated SNR(x,y,z) (121x121x1): Interpolated grid: dx=1.000 mm, dy=1.000 mm

Signal Type: Audio File (.wav) 48k_voice_1kHz_1s.wav

Output Gain: 15.19

Measure Window Start: 300ms

Measure Window Length: 1000ms

BWC applied: 0.16 dB

Device Reference Point: 0, 0, -6.3 mm

Cursor:

ABM1/ABM2 = 40.74 dB


ABM1 comp = -7.65 dBA/m

BWC Factor = 0.16 dB

Location: 8.8, -3.3, 3.7 mm

ABM2 = -26.83 dBA/m

Location: 25, -20.8, 3.7 mm



0 dB = 1.000 = 0.00 dB