

20200909_SystemPerformanceCheck-D3900V2 SN 1052

Frequency: 3900 MHz; Duty Cycle: 1:1; Room Ambient Temperature: 24.0°C; Liquid Temperature: 23.0°C
Medium parameters used: $f = 3900$ MHz; $\sigma = 3.213$ S/m; $\epsilon_r = 36.361$; $\rho = 1000$ kg/m³

DASY5 Configuration:

- Area Scan Setting: Find Secondary Maximum Within: 2.0 dB and with a peak SAR value greater than 0.0012W/kg
- Electronics: DAE4 Sn1439; Calibrated: 7/16/2020
- Probe: EX3DV4 - SN3794; ConvF(6.2, 6.2, 6.2) @ 3900 MHz; Calibrated: 2/14/2020
- Sensor-Surface: 2.5mm (Mechanical Surface Detection)
- Phantom: Twin-SAM V8.0 (20deg probe tilt); Type: QD 000 P41 AA; Serial: 1948

Head/Pin=100 mW/Area Scan (8x8x1): Measurement grid: dx=12mm, dy=12mm

Maximum value of SAR (measured) = 7.78 W/kg

Head/Pin=100 mW/Zoom Scan (8x8x8)/Cube 0: Measurement grid: dx=4.3mm, dy=4.3mm, dz=3mm

Reference Value = 61.48 V/m; Power Drift = 0.18 dB

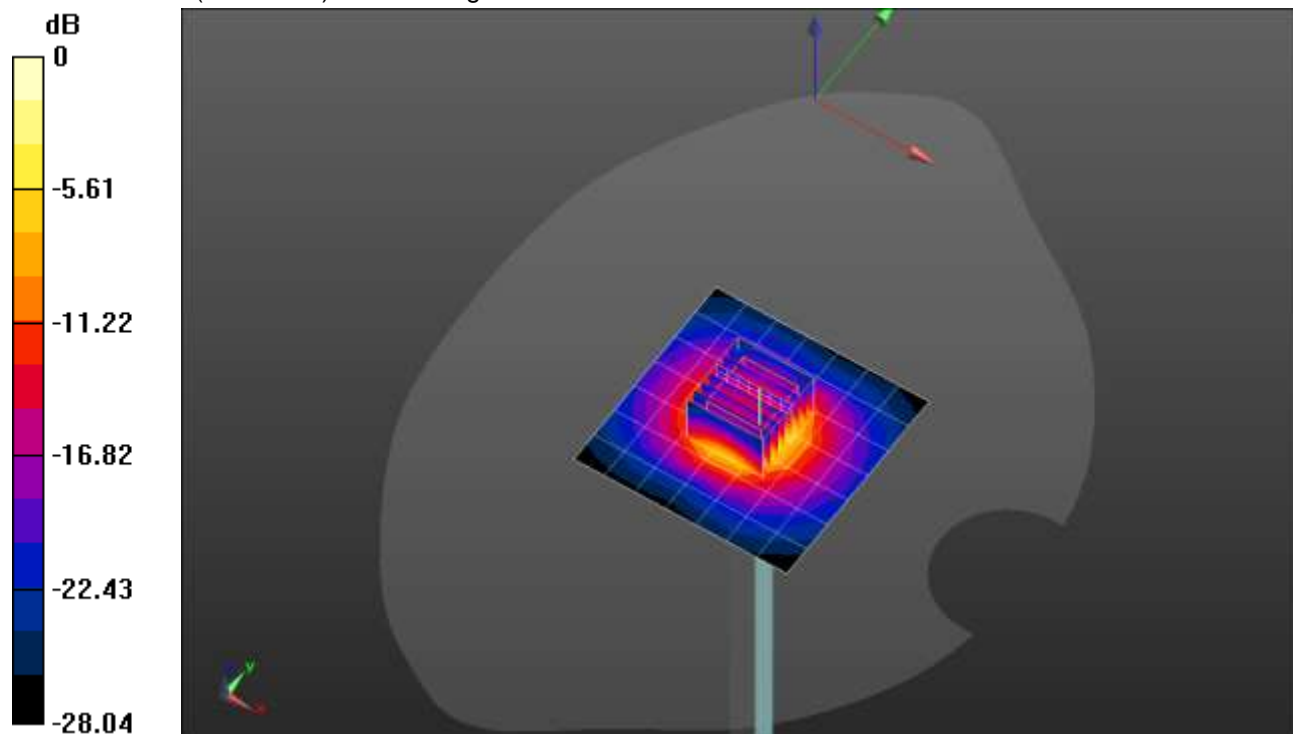
Peak SAR (extrapolated) = 19.4 W/kg

SAR(1 g) = 7.19 W/kg; SAR(10 g) = 2.61 W/kg

Smallest distance from peaks to all points 3 dB below = 8.6 mm

Ratio of SAR at M2 to SAR at M1 = 53.6%

Maximum value of SAR (measured) = 11.0 W/kg



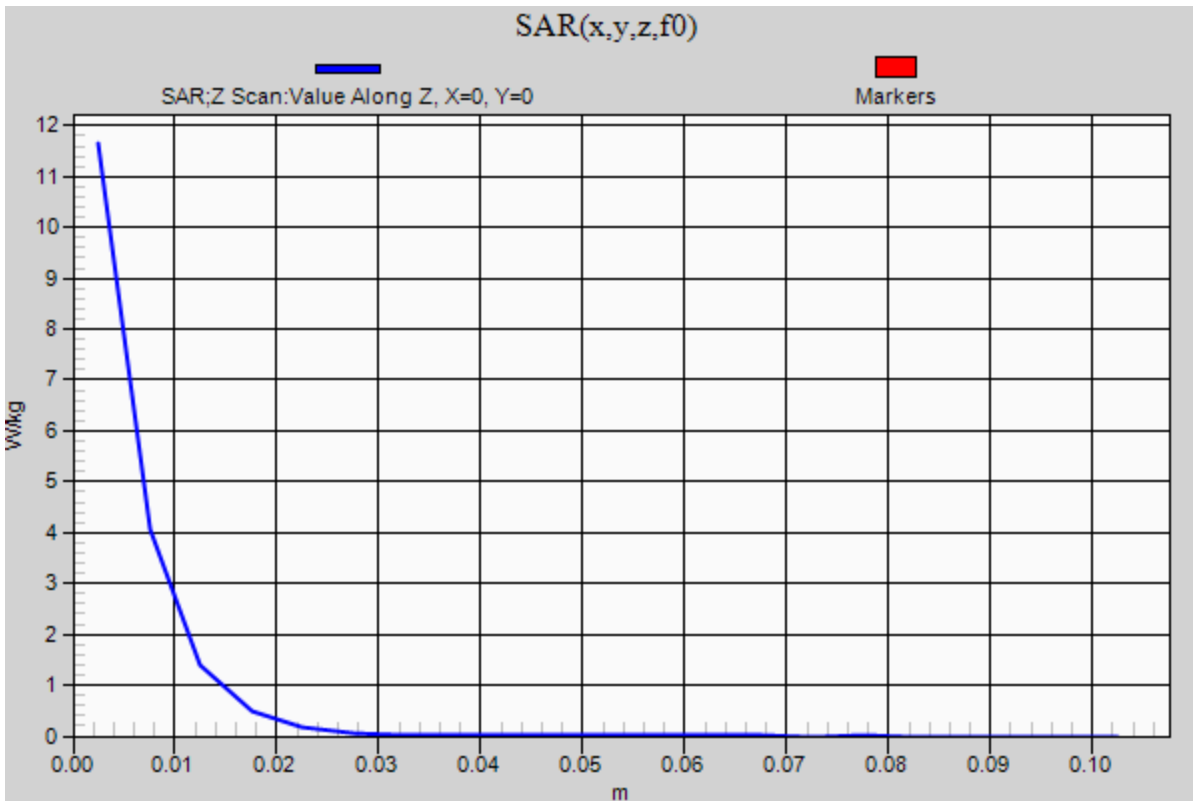
0 dB = 11.0 W/kg = 10.41 dBW/kg

20200909_SystemPerformanceCheck-D3900V2 SN 1052

Frequency: 3900 MHz; Duty Cycle: 1:1

Head/Pin=100 mW/Z Scan (1x1x21): Measurement grid: dx=20mm, dy=20mm, dz=5mm

Maximum value of SAR (measured) = 11.6 W/kg



20200911_SystemPerformanceCheck-D3500V2 SN 1011

Frequency: 3500 MHz; Duty Cycle: 1:1; Room Ambient Temperature: 24.0°C; Liquid Temperature: 23.0°C

Medium parameters used: $f = 3500$ MHz; $\sigma = 2.822$ S/m; $\epsilon_r = 39.159$; $\rho = 1000$ kg/m³

DASY5 Configuration:

- Area Scan Setting: Find Secondary Maximum Within: 2.0 dB and with a peak SAR value greater than 0.0012W/kg
- Electronics: DAE4 Sn1439; Calibrated: 7/16/2020
- Probe: EX3DV4 - SN3794; ConvF(6.75, 6.75, 6.75) @ 3500 MHz; Calibrated: 2/14/2020
- Sensor-Surface: 2.5mm (Mechanical Surface Detection (Locations From Previous Scan Used)), Sensor-Surface: 2.5mm (Mechanical Surface Detection)
- Phantom: Twin-SAM V8.0 (20deg probe tilt); Type: QD 000 P41 AA; Serial: 1948

Head/Pin=100 mW/Area Scan (8x8x1): Measurement grid: dx=12mm, dy=12mm

Maximum value of SAR (measured) = 7.52 W/kg

Head/Pin=100 mW/Zoom Scan (8x8x8)/Cube 0: Measurement grid: dx=4.3mm, dy=4.3mm, dz=3mm

Reference Value = 63.71 V/m; Power Drift = -0.04 dB

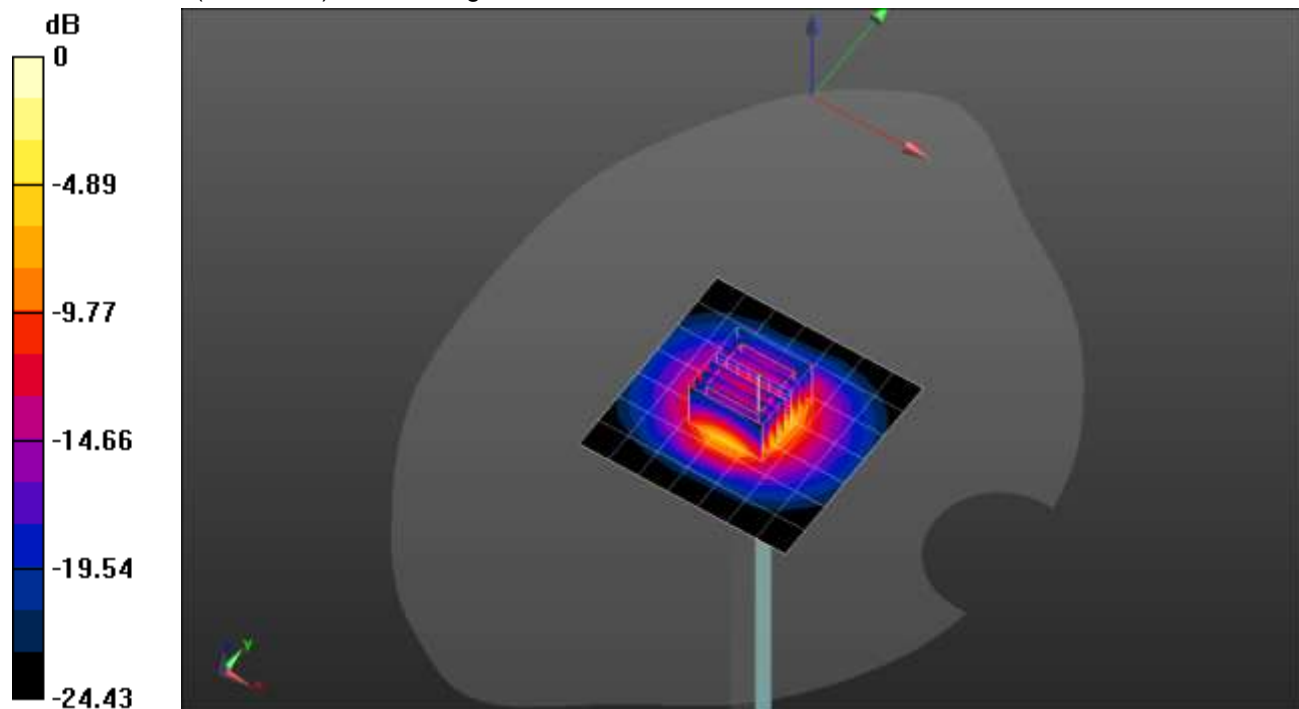
Peak SAR (extrapolated) = 18.4 W/kg

SAR(1 g) = 7.11 W/kg; SAR(10 g) = 2.73 W/kg

Smallest distance from peaks to all points 3 dB below = 8.6 mm

Ratio of SAR at M2 to SAR at M1 = 56.4%

Maximum value of SAR (measured) = 10.4 W/kg



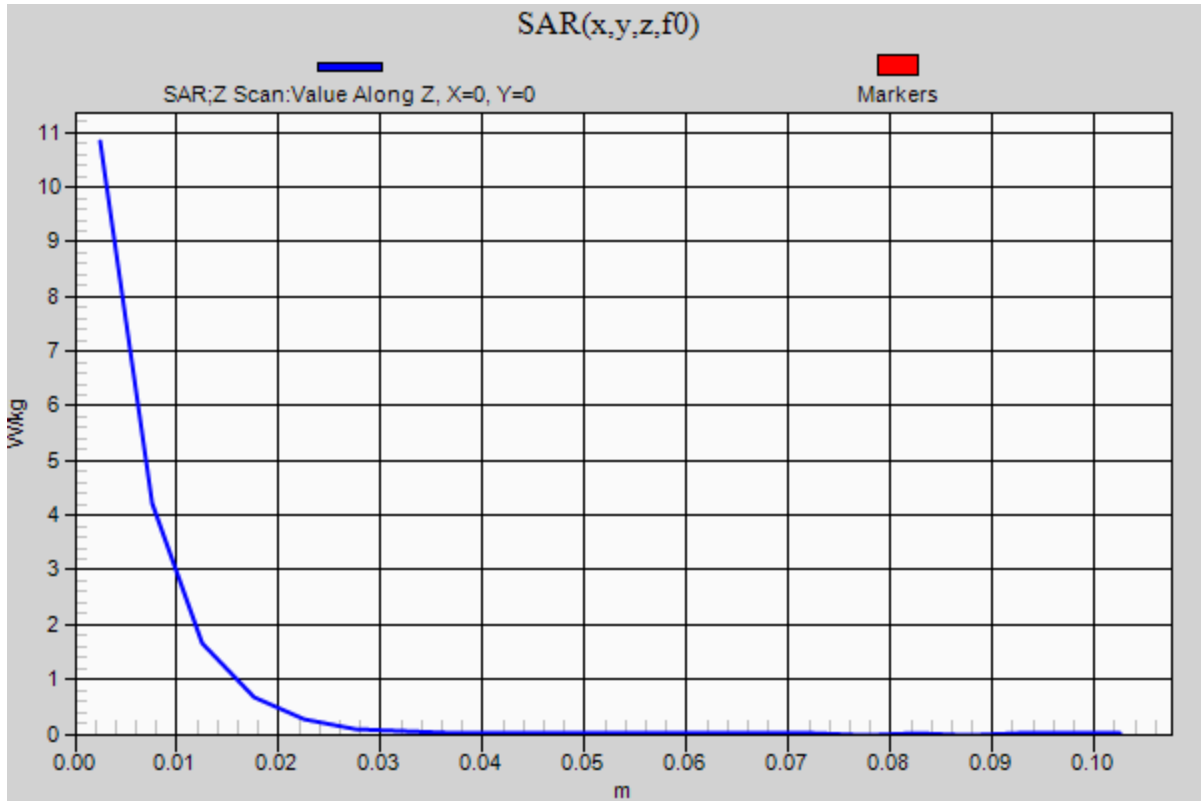
0 dB = 10.4 W/kg = 10.17 dBW/kg

20200911_SystemPerformanceCheck-D3500V2 SN 1011

Frequency: 3500 MHz; Duty Cycle: 1:1

Head/Pin=100 mW/Z Scan (1x1x21): Measurement grid: dx=20mm, dy=20mm, dz=5mm

Maximum value of SAR (measured) = 10.8 W/kg



20200911_SystemPerformanceCheck-D3700V2 SN 1039

Frequency: 3700 MHz; Duty Cycle: 1:1; Room Ambient Temperature: 24.0°C; Liquid Temperature: 23.0°C

Medium parameters used: $f = 3700$ MHz; $\sigma = 3.015$ S/m; $\epsilon_r = 38.767$; $\rho = 1000$ kg/m³

DASY5 Configuration:

- Area Scan Setting: Find Secondary Maximum Within: 2.0 dB and with a peak SAR value greater than 0.0012W/kg
- Electronics: DAE4 Sn1439; Calibrated: 7/16/2020
- Probe: EX3DV4 - SN3794; ConvF(6.45, 6.45, 6.45) @ 3700 MHz; Calibrated: 2/14/2020
- Sensor-Surface: 2.5mm (Mechanical Surface Detection)
- Phantom: Twin-SAM V8.0 (20deg probe tilt); Type: QD 000 P41 AA; Serial: 1948

Head/Pin=100 mW/Area Scan (8x8x1): Measurement grid: dx=12mm, dy=12mm

Maximum value of SAR (measured) = 6.95 W/kg

Head/Pin=100 mW/Zoom Scan (8x8x8)/Cube 0: Measurement grid: dx=4.3mm, dy=4.3mm, dz=3mm

Reference Value = 59.35 V/m; Power Drift = 0.02 dB

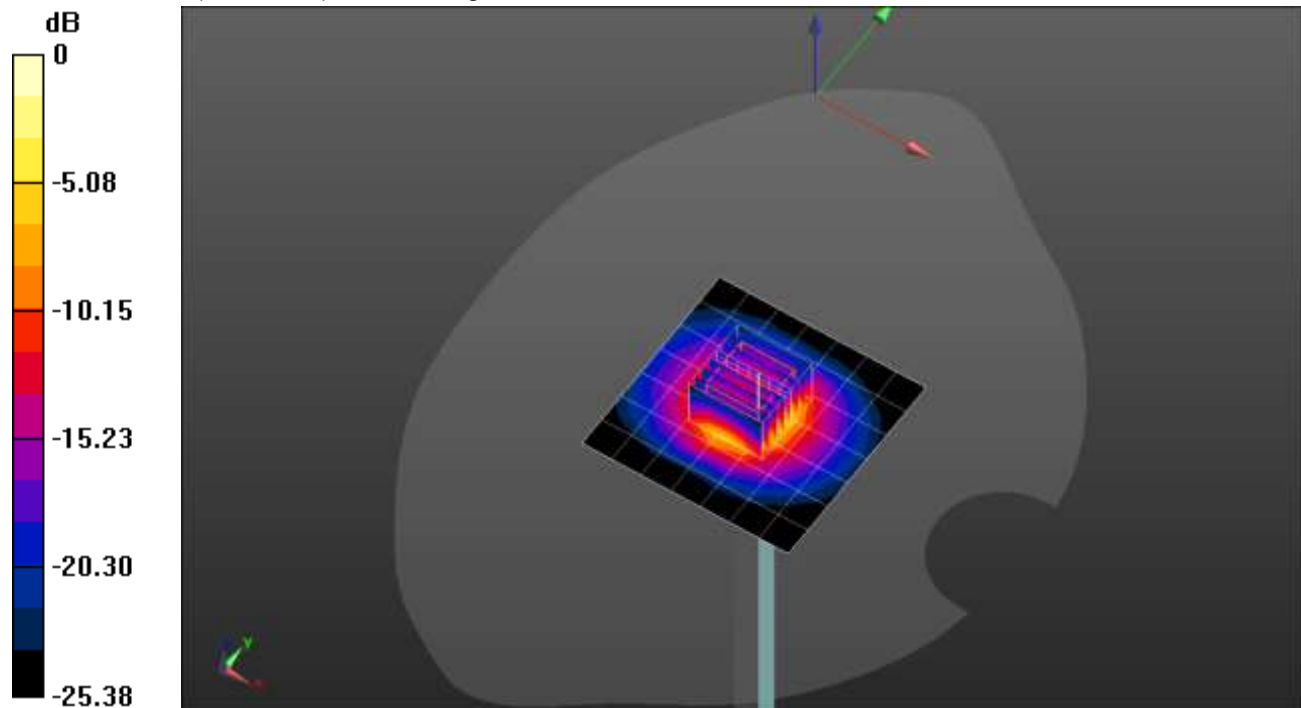
Peak SAR (extrapolated) = 18.1 W/kg

SAR(1 g) = 6.67 W/kg; SAR(10 g) = 2.49 W/kg

Smallest distance from peaks to all points 3 dB below = 8.6 mm

Ratio of SAR at M2 to SAR at M1 = 54%

Maximum value of SAR (measured) = 9.94 W/kg



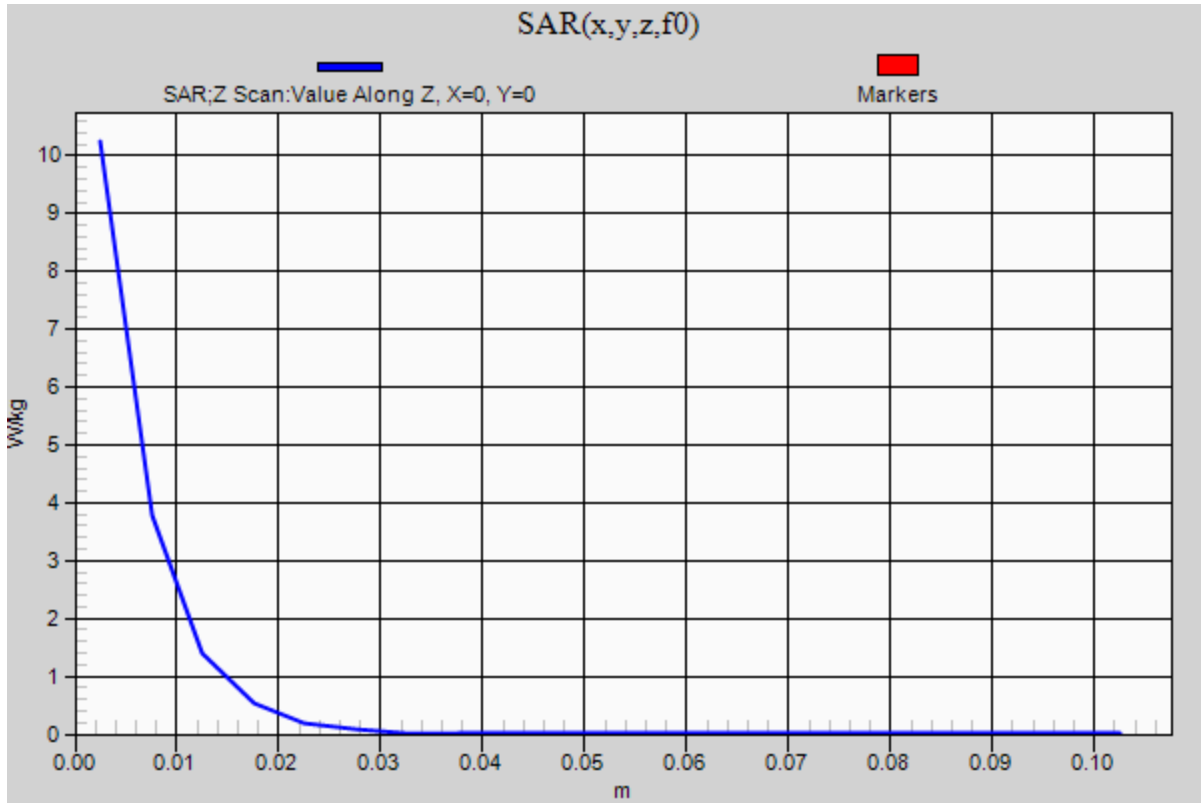
0 dB = 9.94 W/kg = 9.97 dBW/kg

20200911_SystemPerformanceCheck-D3700V2 SN 1039

Frequency: 3700 MHz; Duty Cycle: 1:1

Head/Pin=100 mW/Z Scan (1x1x21): Measurement grid: dx=20mm, dy=20mm, dz=5mm

Maximum value of SAR (measured) = 10.2 W/kg



2020-09-20_SystemPerformanceCheck-D1900V2 SN 5d140

Frequency: 1900 MHz; Duty Cycle: 1:1; Room Ambient Temperature: 24.0°C; Liquid Temperature: 23.0°C
 Medium parameters used: $f = 1900$ MHz; $\sigma = 1.393$ S/m; $\epsilon_r = 39.121$; $\rho = 1000$ kg/m³

DASY5 Configuration:

- Area Scan Setting: Find Secondary Maximum Within: 2.0 dB and with a peak SAR value greater than 0.0012W/kg
- Electronics: DAE4 Sn1439; Calibrated: 7/16/2020
- Probe: EX3DV4 - SN3794; ConvF(7.97, 7.97, 7.97) @ 1900 MHz; Calibrated: 2/14/2020
- Sensor-Surface: 2.5mm (Mechanical Surface Detection)
- Phantom: Twin-SAM V8.0 (20deg probe tilt); Type: QD 000 P41 AA; Serial: 1948

Head/Pin=100 mW/Area Scan (7x7x1): Measurement grid: dx=15mm, dy=15mm

Maximum value of SAR (measured) = 4.82 W/kg

Head/Pin=100 mW/Zoom Scan (7x7x7)/Cube 0: Measurement grid: dx=5mm, dy=5mm, dz=5mm

Reference Value = 63.05 V/m; Power Drift = 0.11 dB

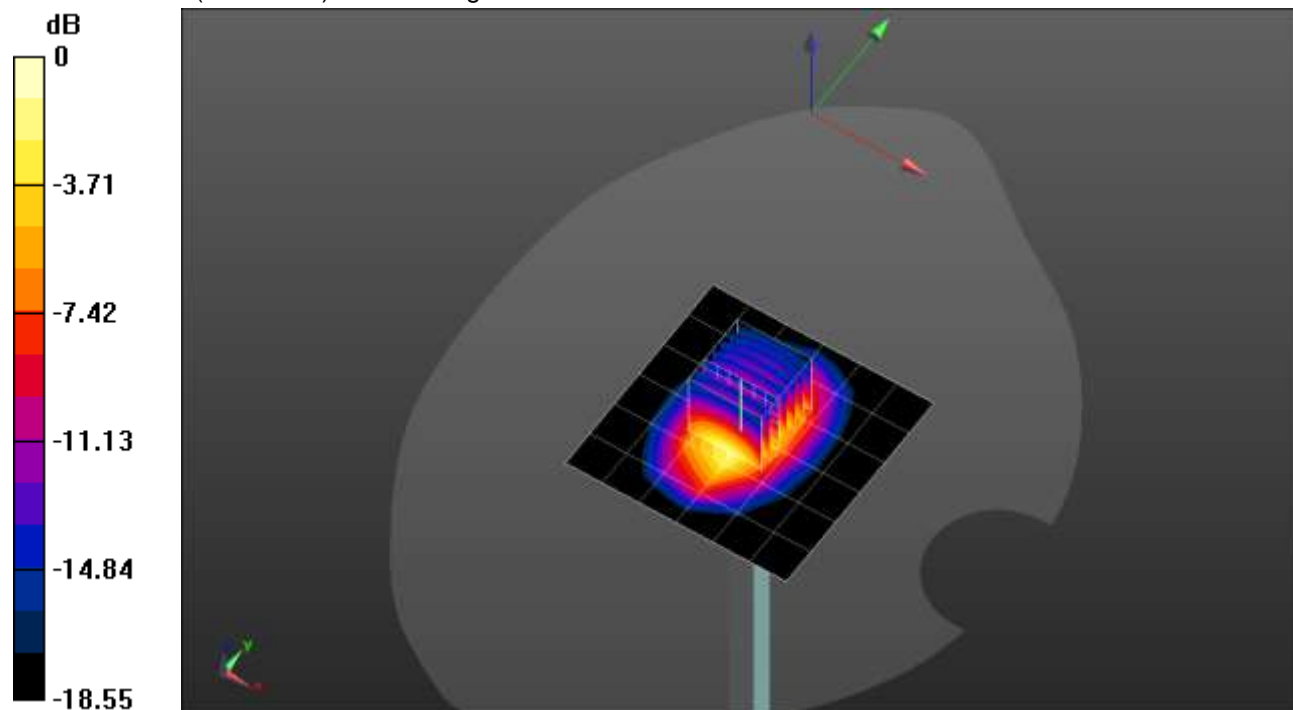
Peak SAR (extrapolated) = 7.84 W/kg

SAR(1 g) = 4.03 W/kg; SAR(10 g) = 2.08 W/kg

Smallest distance from peaks to all points 3 dB below = 10 mm

Ratio of SAR at M2 to SAR at M1 = 52.4%

Maximum value of SAR (measured) = 5.45 W/kg



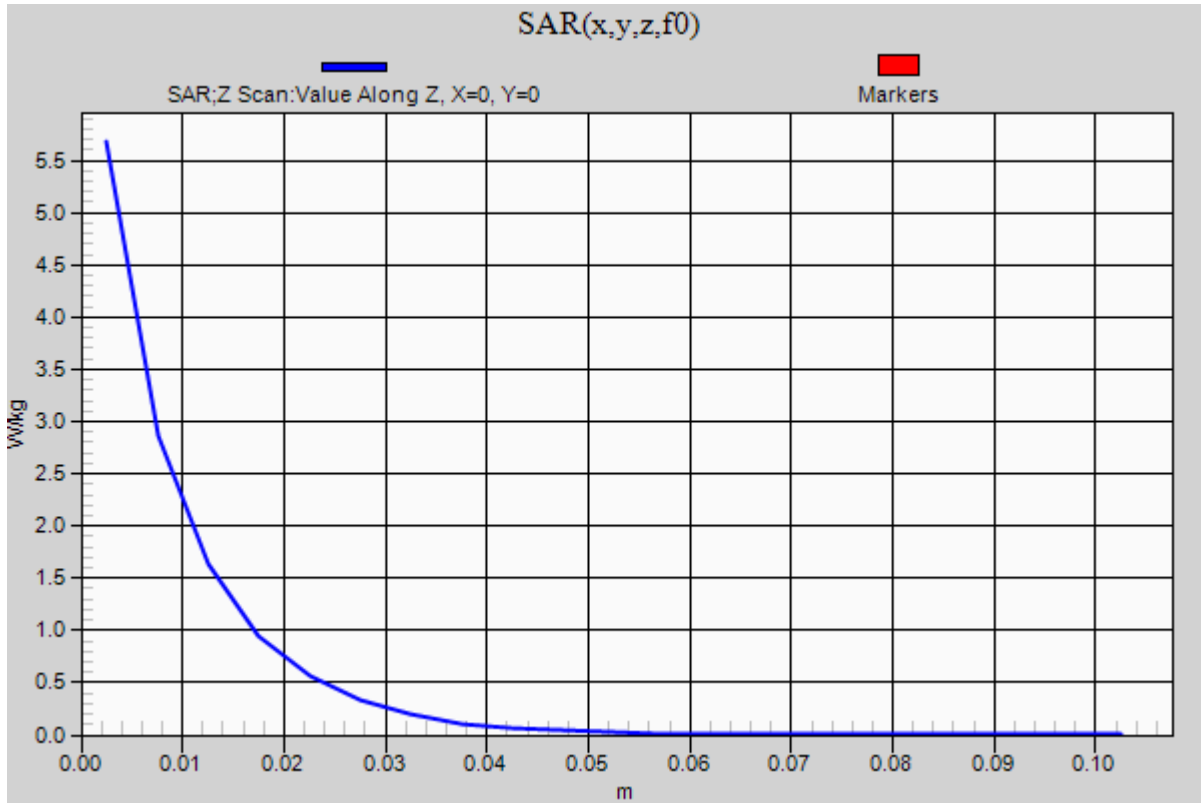
0 dB = 5.45 W/kg = 7.36 dBW/kg

2020-09-20_SystemPerformanceCheck-D1900V2 SN 5d140

Frequency: 1900 MHz; Duty Cycle: 1:1

Head/Pin=100 mW/Z Scan (1x1x21): Measurement grid: dx=20mm, dy=20mm, dz=5mm

Maximum value of SAR (measured) = 5.68 W/kg



2020-09-23_SystemPerformanceCheck-D1750V2 SN 1050

Frequency: 1750 MHz; Duty Cycle: 1:1; Room Ambient Temperature: 24.0°C; Liquid Temperature: 23.0°C

Medium parameters used: $f = 1750$ MHz; $\sigma = 1.353$ S/m; $\epsilon_r = 39.265$; $\rho = 1000$ kg/m³

DASY5 Configuration:

- Area Scan Setting: Find Secondary Maximum Within: 2.0 dB and with a peak SAR value greater than 0.0012W/kg
- Electronics: DAE4 Sn1439; Calibrated: 7/16/2020
- Probe: EX3DV4 - SN3794; ConvF(8.33, 8.33, 8.33) @ 1750 MHz; Calibrated: 2/14/2020
- Sensor-Surface: 2.5mm (Mechanical Surface Detection)
- Phantom: Twin-SAM V8.0 (20deg probe tilt); Type: QD 000 P41 AA; Serial: 1948

Head/Pin=100 mW/Area Scan (7x7x1): Measurement grid: dx=15mm, dy=15mm

Maximum value of SAR (measured) = 5.07 W/kg

Head/Pin=100 mW/Zoom Scan (7x7x7)/Cube 0: Measurement grid: dx=5mm, dy=5mm, dz=5mm

Reference Value = 63.07 V/m; Power Drift = -0.03 dB

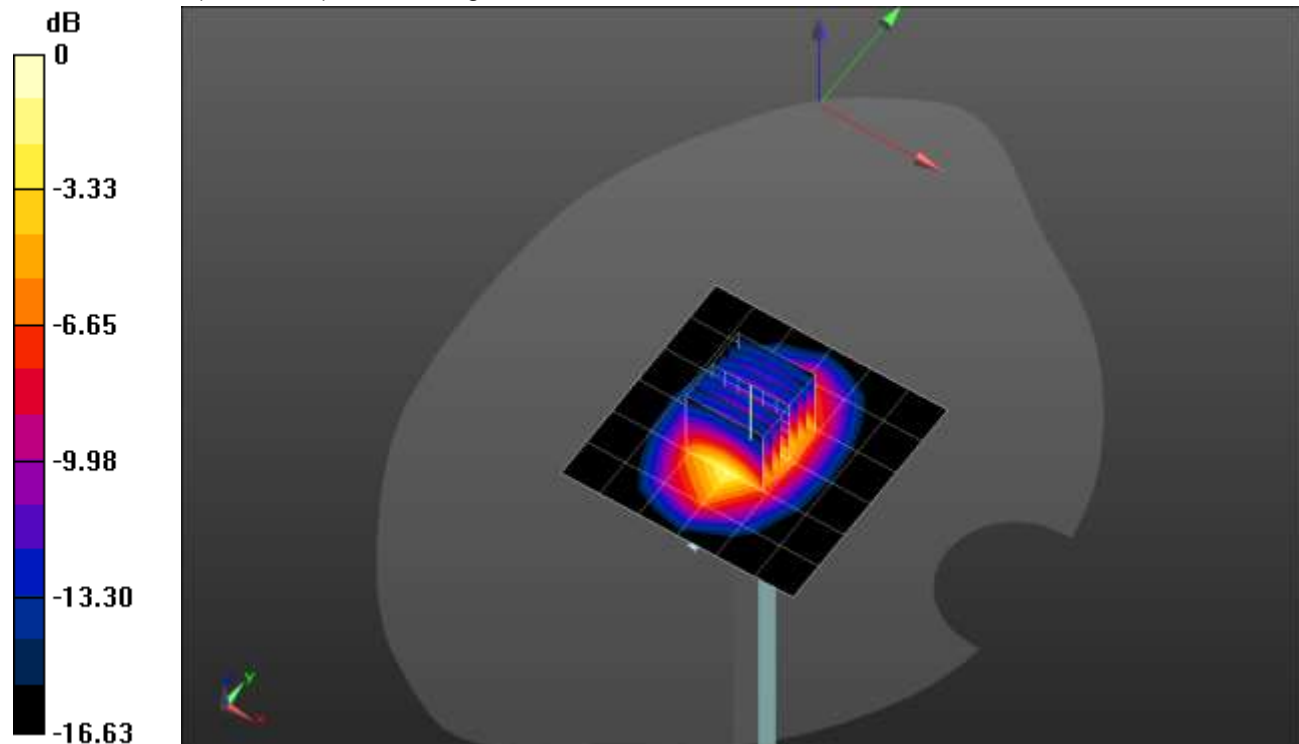
Peak SAR (extrapolated) = 7.34 W/kg

SAR(1 g) = 3.88 W/kg; SAR(10 g) = 2.04 W/kg

Smallest distance from peaks to all points 3 dB below = 11 mm

Ratio of SAR at M2 to SAR at M1 = 53.7%

Maximum value of SAR (measured) = 5.26 W/kg



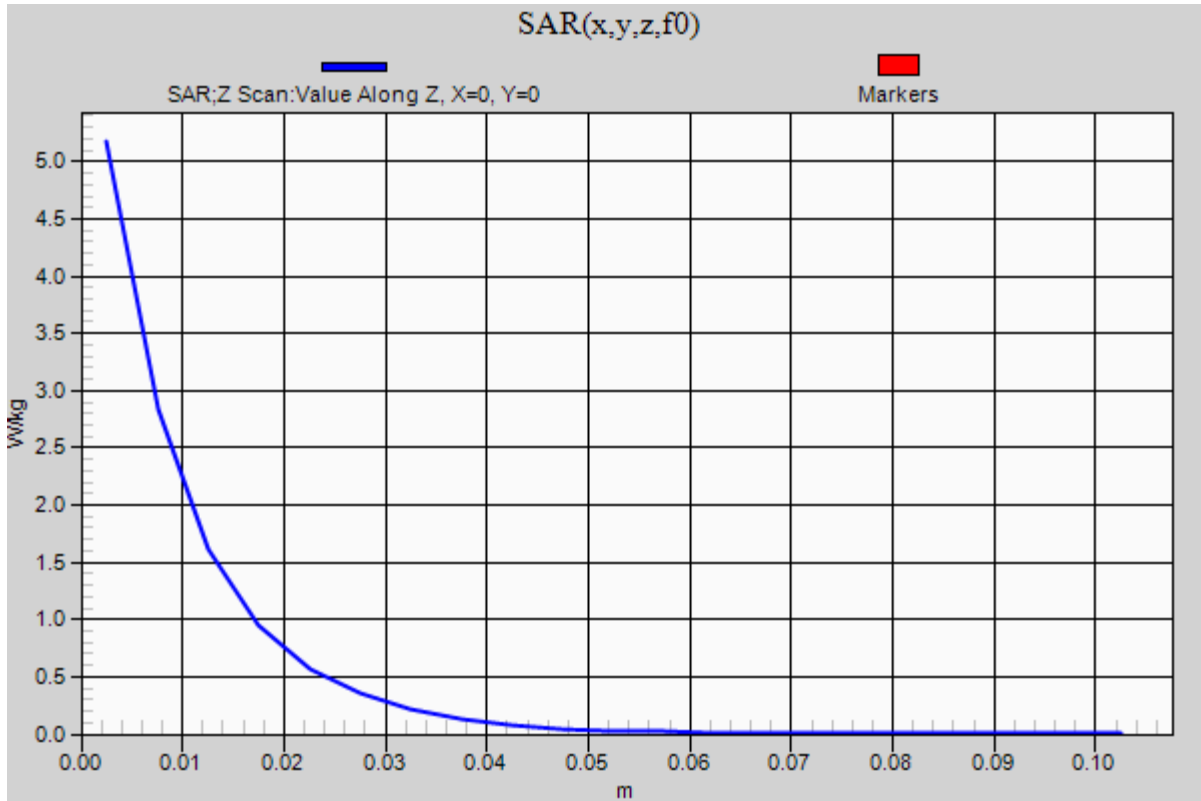
0 dB = 5.26 W/kg = 7.21 dBW/kg

09-23-2020_SystemPerformanceCheck-D1750V2 SN 1050

Frequency: 1750 MHz; Duty Cycle: 1:1

Head/Pin=100 mW/Z Scan (1x1x21): Measurement grid: dx=20mm, dy=20mm, dz=5mm

Maximum value of SAR (measured) = 5.18 W/kg



2020-09-01_SystemPerformanceCheck-D3900V2 SN 1052

Frequency: 3900 MHz; Duty Cycle: 1:1; Room Ambient Temperature: 24.0°C; Liquid Temperature: 23.0°C
 Medium parameters used: $f = 3900$ MHz; $\sigma = 3.446$ S/m; $\epsilon_r = 38.43$; $\rho = 1000$ kg/m³

DASY5 Configuration:

- Area Scan Setting: Find Secondary Maximum Within: 2.0 dB and with a peak SAR value greater than 0.0012W/kg
- Electronics: DAE4 Sn1545; Calibrated: 4/15/2020
- Probe: EX3DV4 - SN7463; ConvF(6.39, 6.39, 6.39) @ 3900 MHz; Calibrated: 7/24/2020
- Sensor-Surface: 2.5mm (Mechanical Surface Detection)
- Phantom: Twin-SAM V5.0 (20deg probe tilt); Type: QD000P40CD; Serial: 1629

Head/Pin=100 mW/Area Scan (8x8x1): Measurement grid: dx=12mm, dy=12mm

Maximum value of SAR (measured) = 9.50 W/kg

Head/Pin=100 mW/Zoom Scan (8x8x8)/Cube 0: Measurement grid: dx=4.3mm, dy=4.3mm, dz=3mm

Reference Value = 50.37 V/m; Power Drift = 0.07 dB

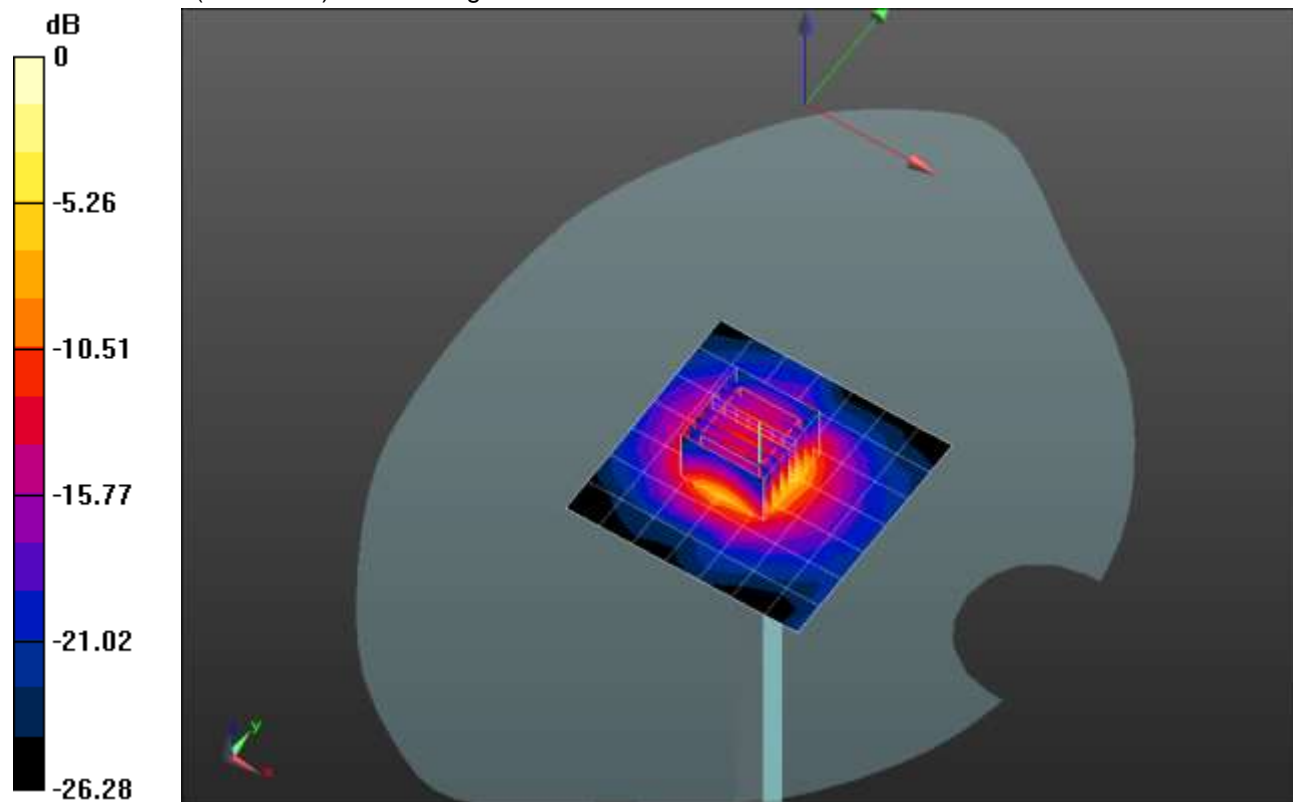
Peak SAR (extrapolated) = 15.9 W/kg

SAR(1 g) = 6.72 W/kg; SAR(10 g) = 2.52 W/kg

Smallest distance from peaks to all points 3 dB below = 8.5 mm

Ratio of SAR at M2 to SAR at M1 = 58.8%

Maximum value of SAR (measured) = 10.0 W/kg



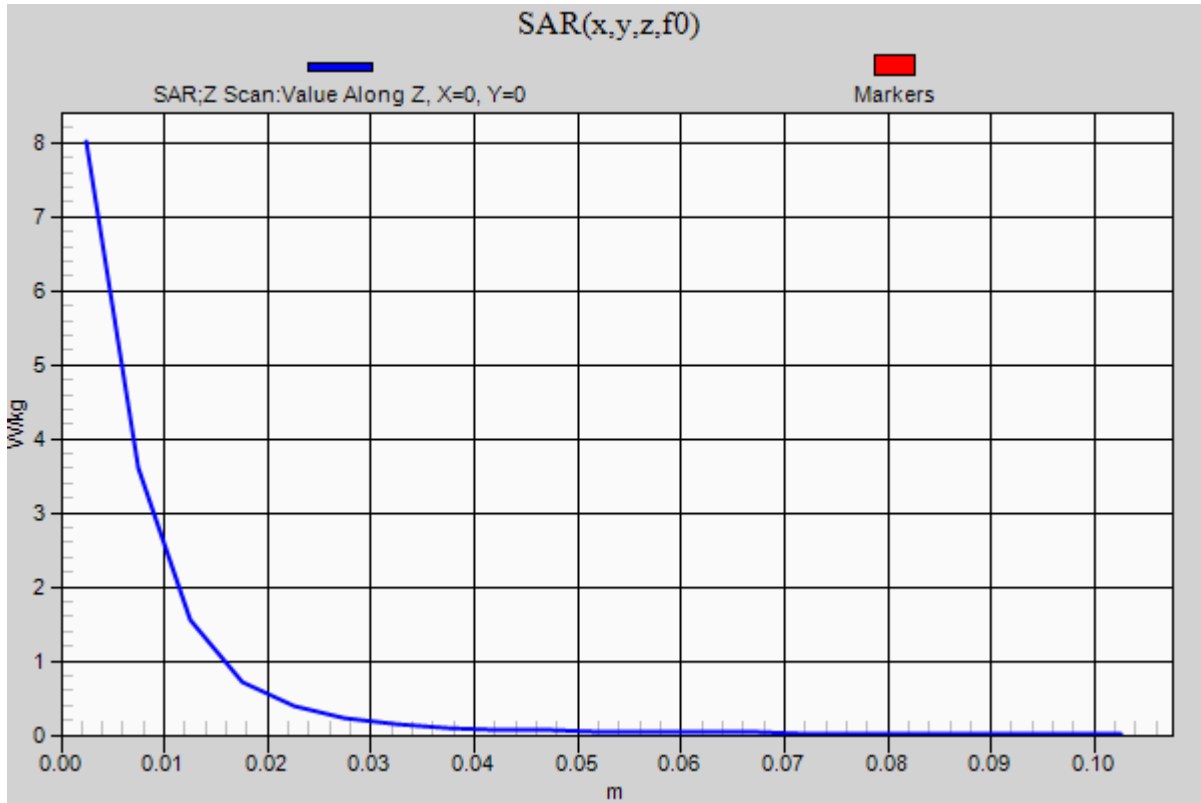
0 dB = 10.0 W/kg = 10.00 dBW/kg

2020-09-01_SystemPerformanceCheck-D3900V2 SN 1052

Frequency: 3900 MHz; Duty Cycle: 1:1

Head/Pin=100 mW/Z Scan (1x1x21): Measurement grid: dx=20mm, dy=20mm, dz=5mm

Maximum value of SAR (measured) = 8.02 W/kg



2020-09-12_SystemPerformanceCheck-D3500V2 SN 1011

Frequency: 3500 MHz; Duty Cycle: 1:1; Room Ambient Temperature: 24.0°C; Liquid Temperature: 23.0°C

Medium parameters used: $f = 3500$ MHz; $\sigma = 2.775$ S/m; $\epsilon_r = 37.925$; $\rho = 1000$ kg/m³

DASY5 Configuration:

- Area Scan Setting: Find Secondary Maximum Within: 2.0 dB and with a peak SAR value greater than 0.0012W/kg
- Electronics: DAE4 Sn1545; Calibrated: 4/15/2020
- Probe: EX3DV4 - SN7463; ConvF(6.6, 6.6, 6.6) @ 3500 MHz; Calibrated: 7/24/2020
- Sensor-Surface: 2.5mm (Mechanical Surface Detection)
- Phantom: Twin-SAM V5.0 (20deg probe tilt); Type: QD000P40CD; Serial: 1629

Head/Pin=100 mW/Area Scan (8x8x1): Measurement grid: dx=12mm, dy=12mm

Maximum value of SAR (measured) = 9.26 W/kg

Head/Pin=100 mW/Zoom Scan (8x8x8)/Cube 0: Measurement grid: dx=4.3mm, dy=4.3mm, dz=3mm

Reference Value = 45.74 V/m; Power Drift = -0.14 dB

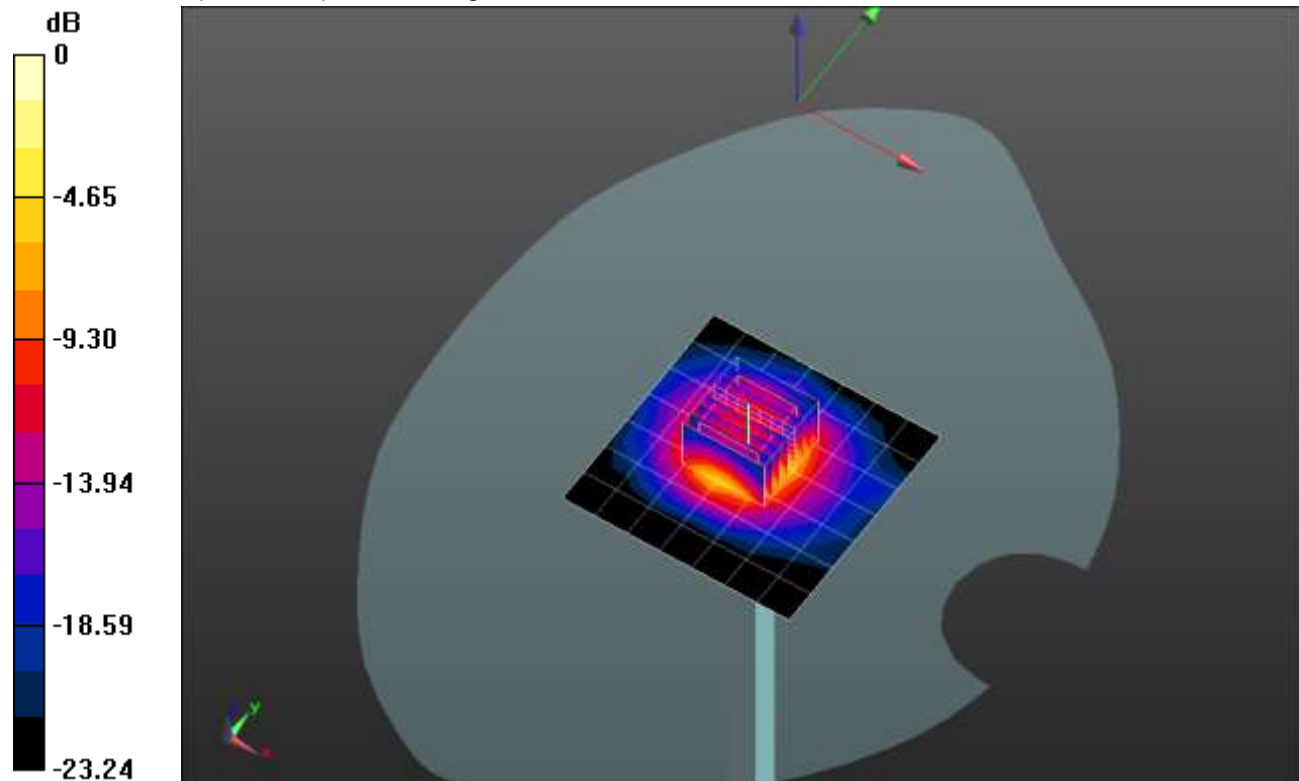
Peak SAR (extrapolated) = 12.8 W/kg

SAR(1 g) = 6.36 W/kg; SAR(10 g) = 2.57 W/kg

Smallest distance from peaks to all points 3 dB below = 8.8 mm

Ratio of SAR at M2 to SAR at M1 = 65.6%

Maximum value of SAR (measured) = 9.09 W/kg



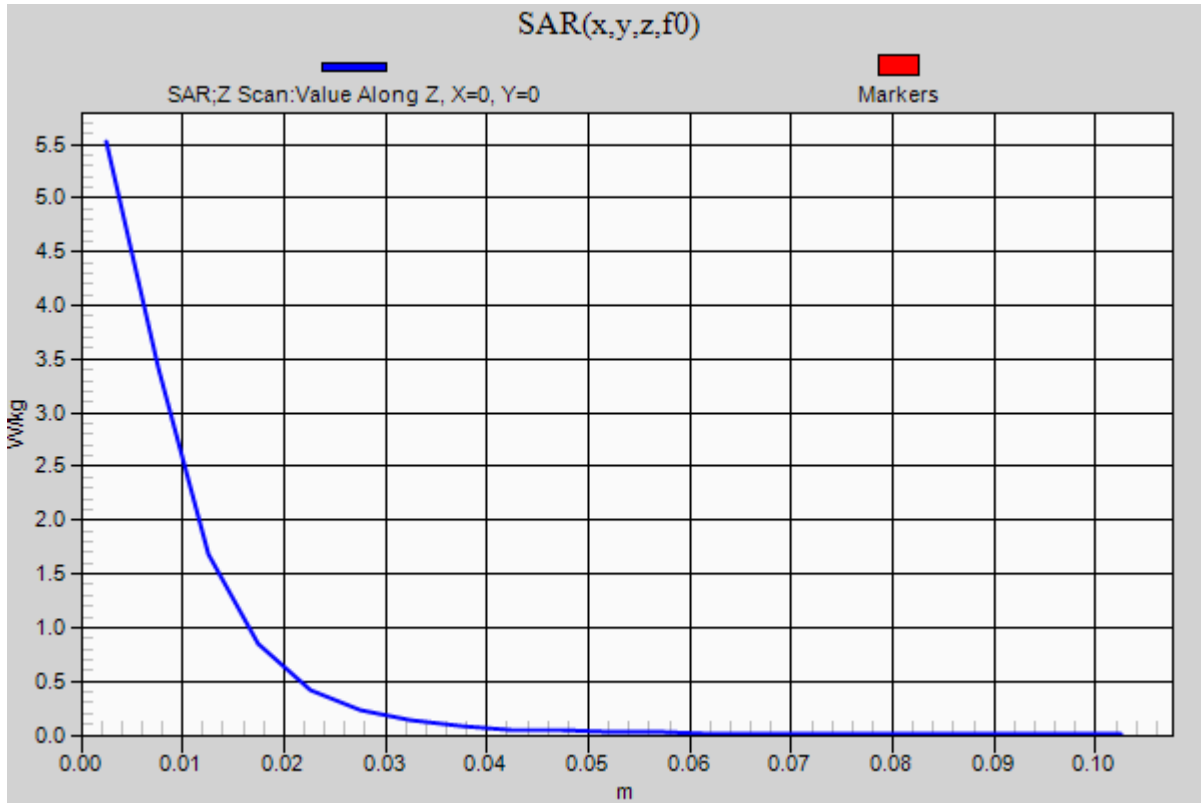
0 dB = 9.09 W/kg = 9.59 dBW/kg

2020-09-12_SystemPerformanceCheck-D3500V2 SN 1011

Frequency: 3500 MHz; Duty Cycle: 1:1

Head/Pin=100 mW/Z Scan (1x1x21): Measurement grid: dx=20mm, dy=20mm, dz=5mm

Maximum value of SAR (measured) = 5.52 W/kg



2020-09-21_SystemPerformanceCheck-D3700V2 SN 1039

Frequency: 3700 MHz; Duty Cycle: 1:1; Room Ambient Temperature: 24.0°C; Liquid Temperature: 23.0°C
Medium parameters used: $f = 3700$ MHz; $\sigma = 3.126$ S/m; $\epsilon_r = 36.163$; $\rho = 1000$ kg/m³

DASY5 Configuration:

- Area Scan Setting: Find Secondary Maximum Within: 2.0 dB and with a peak SAR value greater than 0.0012W/kg
- Electronics: DAE4 Sn1545; Calibrated: 4/15/2020
- Probe: EX3DV4 - SN7463; ConvF(6.59, 6.59, 6.59) @ 3700 MHz; Calibrated: 7/24/2020
- Sensor-Surface: 2.5mm (Mechanical Surface Detection)
- Phantom: Twin-SAM V5.0 (20deg probe tilt); Type: QD000P40CD; Serial: 1629

Head/Pin=100 mW/Area Scan (8x8x1): Measurement grid: dx=12mm, dy=12mm

Maximum value of SAR (measured) = 8.82 W/kg

Head/Pin=100 mW/Zoom Scan (8x8x8)/Cube 0: Measurement grid: dx=4.3mm, dy=4.3mm, dz=3mm

Reference Value = 43.37 V/m; Power Drift = -0.11 dB

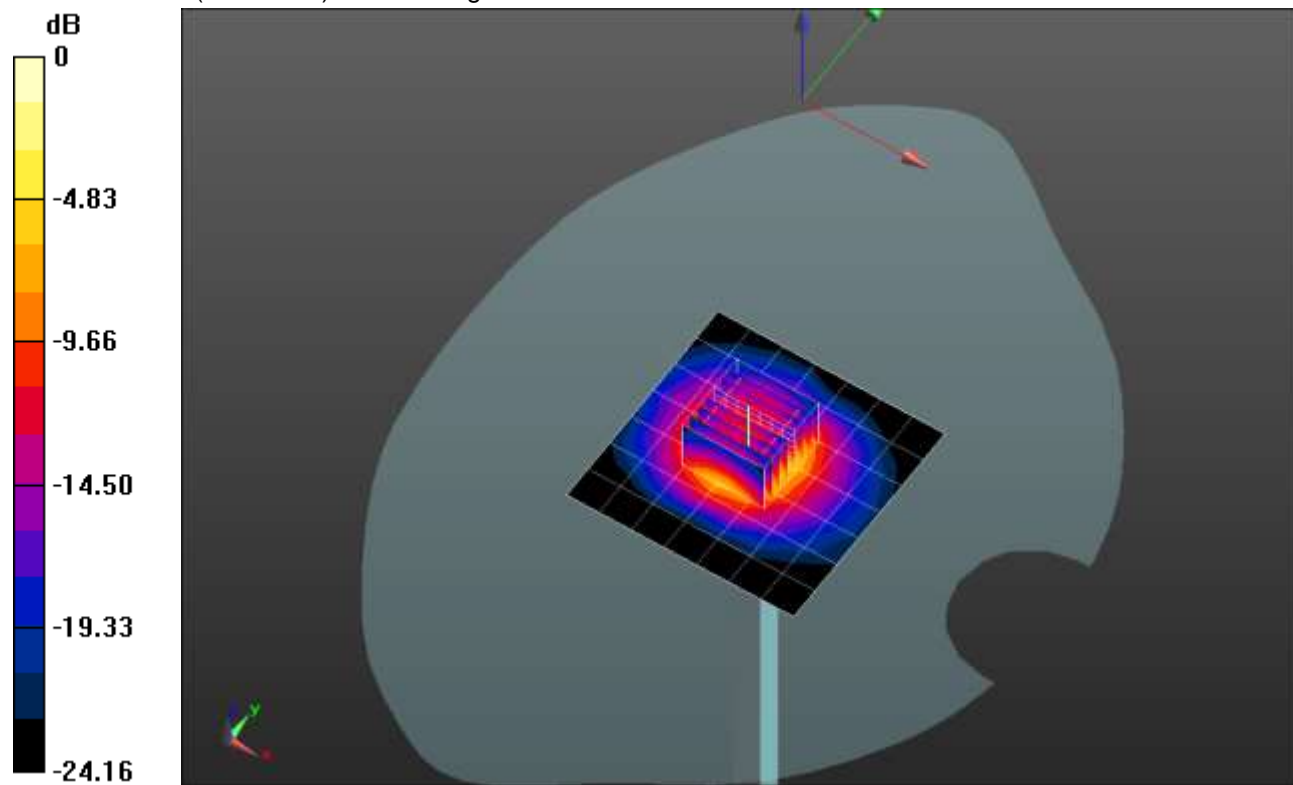
Peak SAR (extrapolated) = 13.0 W/kg

SAR(1 g) = 6.47 W/kg; SAR(10 g) = 2.58 W/kg

Smallest distance from peaks to all points 3 dB below = 8.6 mm

Ratio of SAR at M2 to SAR at M1 = 65.4%

Maximum value of SAR (measured) = 9.26 W/kg



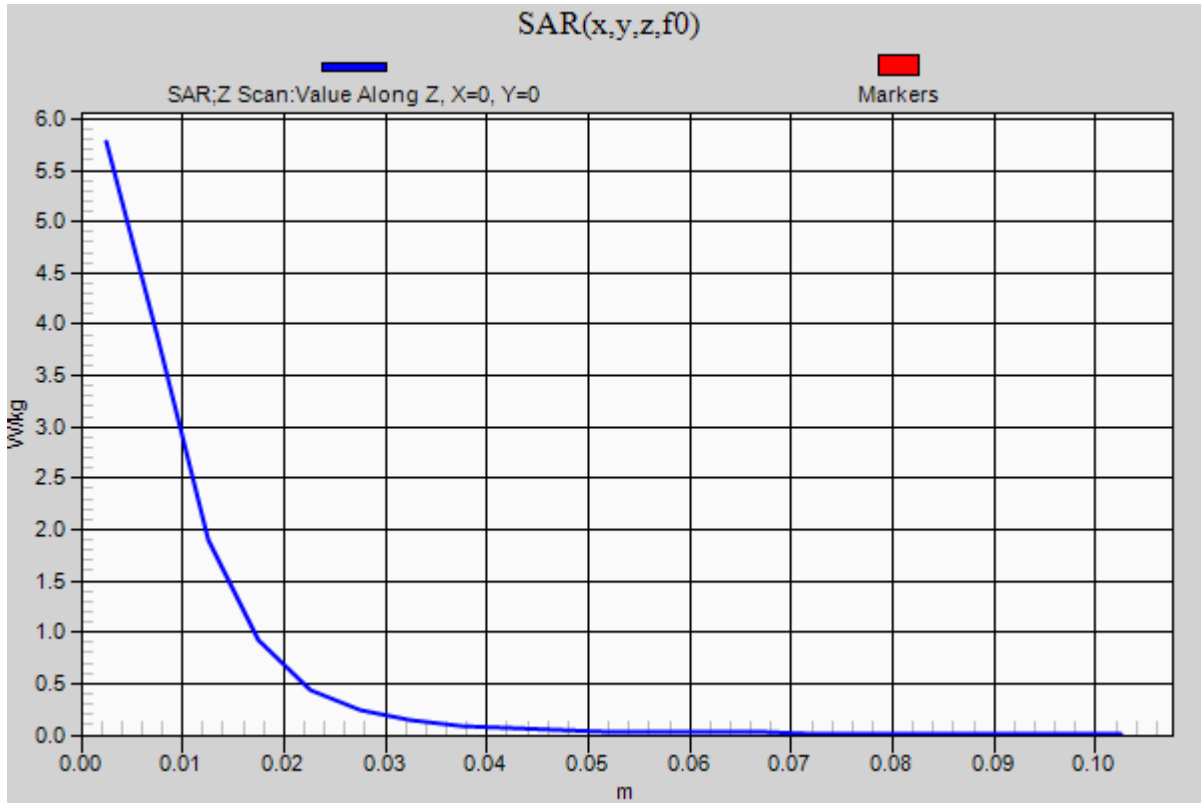
0 dB = 9.26 W/kg = 9.67 dBW/kg

2020-09-21_SystemPerformanceCheck-D3700V2 SN 1039

Frequency: 3700 MHz; Duty Cycle: 1:1

Head/Pin=100 mW/Z Scan (1x1x21): Measurement grid: dx=20mm, dy=20mm, dz=5mm

Maximum value of SAR (measured) = 5.78 W/kg



2020-08-28_SystemPerformanceCheck-D1750V2 SN 1050

Frequency: 1750 MHz; Duty Cycle: 1:1; Room Ambient Temperature: 24.0°C; Liquid Temperature: 23.0°C
Medium parameters used: $f = 1750$ MHz; $\sigma = 1.335$ S/m; $\epsilon_r = 39.376$; $\rho = 1000$ kg/m³

DASY5 Configuration:

- Area Scan Setting: Find Secondary Maximum Within: 2.0 dB and with a peak SAR value greater than 0.0012W/kg
- Electronics: DAE4ip Sn1620; Calibrated: 5/7/2020
- Probe: EX3DV4 - SN7569; ConvF(8.1, 8.1, 8.1) @ 1750 MHz; Calibrated: 5/7/2020
- Sensor-Surface: 2.5mm (Mechanical Surface Detection)
- Phantom: Twin-SAM V8.0 (30deg probe tilt); Type: QD 000 P41 Ax; Serial: xxxx

Head/Pin=100 mW 2 2/Area Scan (7x7x1): Measurement grid: dx=15mm, dy=15mm

Maximum value of SAR (measured) = 4.35 W/kg

Head/Pin=100 mW 2 2/Zoom Scan (7x7x7)/Cube 0: Measurement grid: dx=5mm, dy=5mm, dz=5mm

Reference Value = 57.64 V/m; Power Drift = -0.00 dB

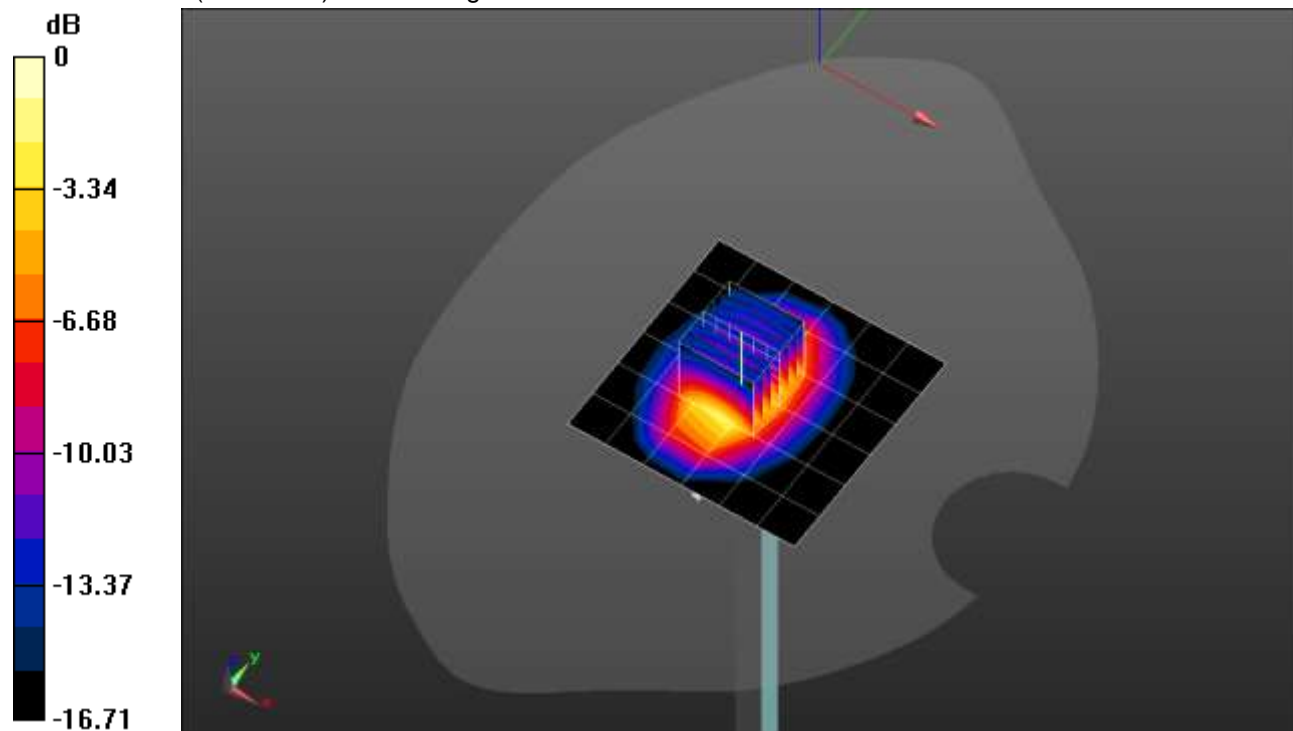
Peak SAR (extrapolated) = 7.15 W/kg

SAR(1 g) = 3.82 W/kg; SAR(10 g) = 2.01 W/kg

Smallest distance from peaks to all points 3 dB below = 11 mm

Ratio of SAR at M2 to SAR at M1 = 54.1%

Maximum value of SAR (measured) = 5.17 W/kg

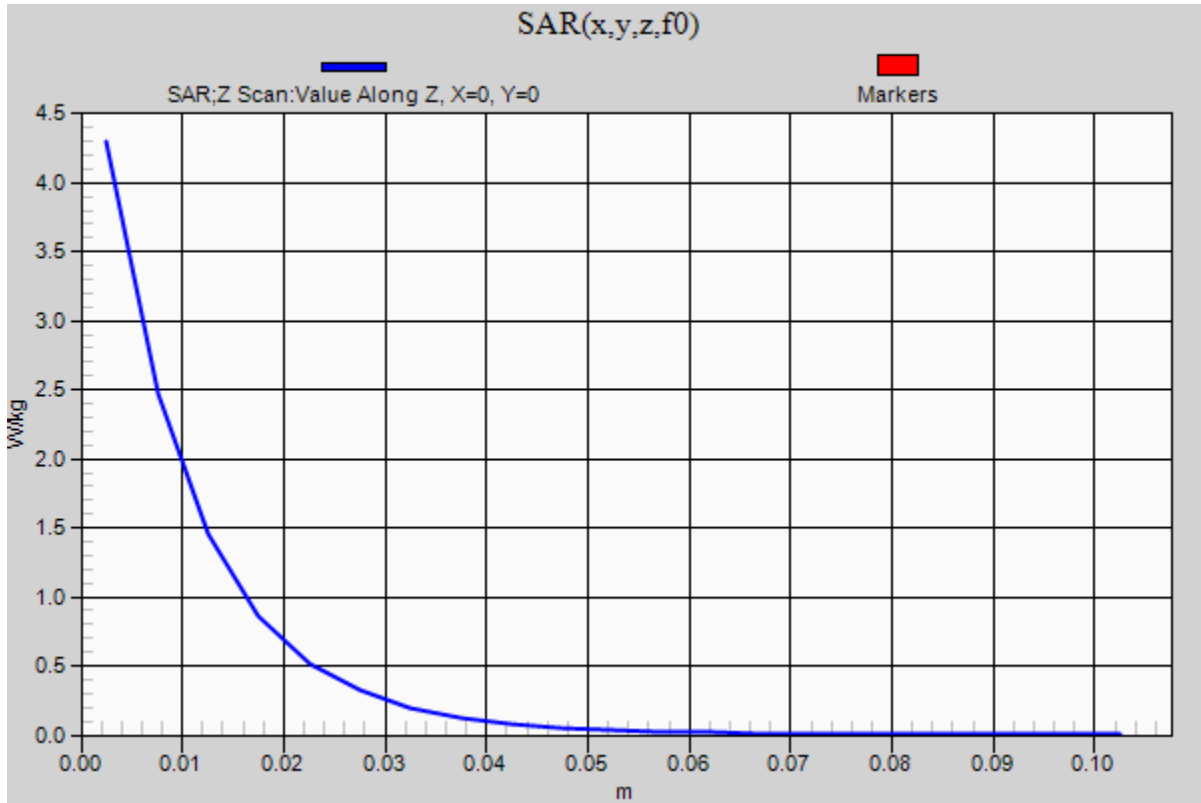


0 dB = 5.17 W/kg = 7.13 dBW/kg

2020-08-28_SystemPerformanceCheck-D1750V2 SN 1050

Frequency: 1750 MHz; Duty Cycle: 1:1

Head/Pin=100 mW 2 2/Z Scan (1x1x21): Measurement grid: dx=20mm, dy=20mm, dz=5mm
Maximum value of SAR (measured) = 4.30 W/kg



2020-09-18_SystemPerformanceCheck-D1900V2 SN 5d140

Frequency: 1900 MHz; Duty Cycle: 1:1; Room Ambient Temperature: 24.0°C; Liquid Temperature: 23.0°C
 Medium parameters used: $f = 1900 \text{ MHz}$; $\sigma = 1.358 \text{ S/m}$; $\epsilon_r = 38.67$; $\rho = 1000 \text{ kg/m}^3$

DASY5 Configuration:

- Area Scan Setting: Find Secondary Maximum Within: 2.0 dB and with a peak SAR value greater than 0.0012W/kg
- Electronics: DAE4ip Sn1620; Calibrated: 5/7/2020
- Probe: EX3DV4 - SN7569; ConvF(7.88, 7.88, 7.88) @ 1900 MHz; Calibrated: 5/7/2020
- Sensor-Surface: 2.5mm (Mechanical Surface Detection)
- Phantom: Twin-SAM V8.0 (30deg probe tilt); Type: QD 000 P41 Ax; Serial: xxxx

Head/Pin=100 mW 2/Area Scan (7x7x1): Measurement grid: dx=15mm, dy=15mm

Maximum value of SAR (measured) = 5.40 W/kg

Head/Pin=100 mW 2/Zoom Scan (7x7x7)/Cube 0: Measurement grid: dx=5mm, dy=5mm, dz=5mm

Reference Value = 63.68 V/m; Power Drift = 0.06 dB

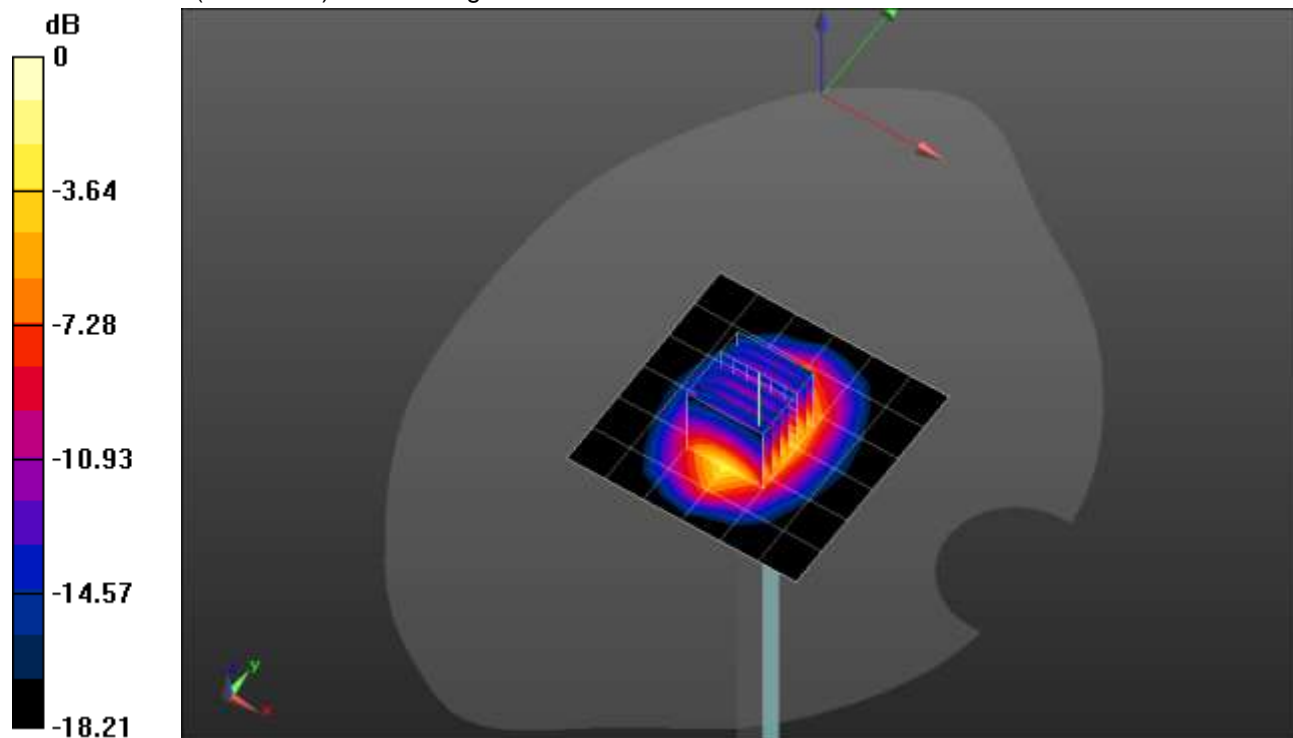
Peak SAR (extrapolated) = 7.43 W/kg

SAR(1 g) = 4 W/kg; SAR(10 g) = 2.07 W/kg

Smallest distance from peaks to all points 3 dB below = 11 mm

Ratio of SAR at M2 to SAR at M1 = 54.2%

Maximum value of SAR (measured) = 5.41 W/kg



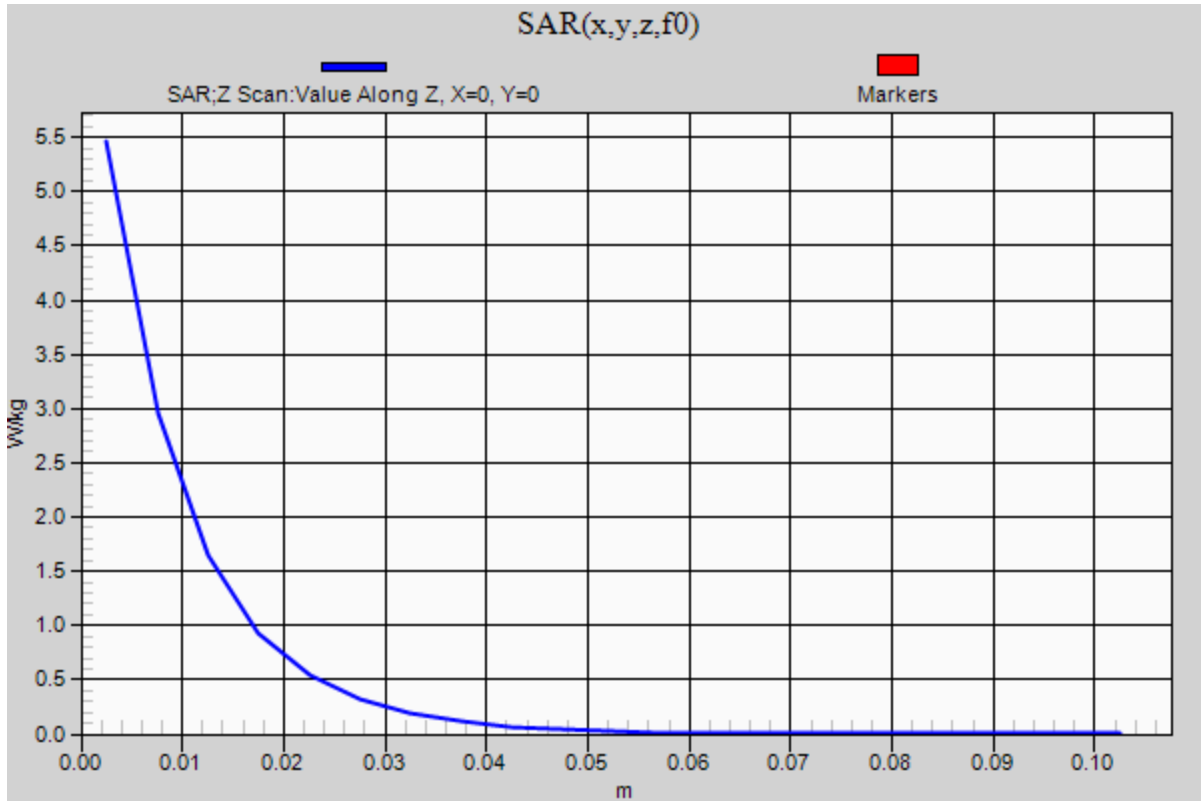
0 dB = 5.41 W/kg = 7.33 dBW/kg

2020-09-18_SystemPerformanceCheck-D1900V2 SN 5d140

Frequency: 1900 MHz; Duty Cycle: 1:1

Head/Pin=100 mW 2/Z Scan (1x1x21): Measurement grid: dx=20mm, dy=20mm, dz=5mm

Maximum value of SAR (measured) = 5.46 W/kg



2020-09-22_SystemPerformanceCheck-D2600V2 SN 1036

Frequency: 2600 MHz; Duty Cycle: 1:1; Room Ambient Temperature: 24.0°C; Liquid Temperature: 23.0°C
 Medium parameters used: $f = 2600$ MHz; $\sigma = 1.98$ S/m; $\epsilon_r = 40.495$; $\rho = 1000$ kg/m³

DASY5 Configuration:

- Area Scan Setting: Find Secondary Maximum Within: 2.0 dB and with a peak SAR value greater than 0.0012W/kg
- Electronics: DAE4ip Sn1620; Calibrated: 5/7/2020
- Probe: EX3DV4 - SN7569; ConvF(7.37, 7.37, 7.37) @ 2600 MHz; Calibrated: 5/7/2020
- Sensor-Surface: 2.5mm (Mechanical Surface Detection)
- Phantom: Twin-SAM V8.0 (30deg probe tilt); Type: QD 000 P41 Ax; Serial: xxxx

Head/Pin=100 mW 2/Area Scan (8x8x1): Measurement grid: dx=12mm, dy=12mm

Maximum value of SAR (measured) = 6.47 W/kg

Head/Pin=100 mW 2/Zoom Scan (7x7x7)/Cube 0: Measurement grid: dx=5mm, dy=5mm, dz=5mm

Reference Value = 63.24 V/m; Power Drift = -0.01 dB

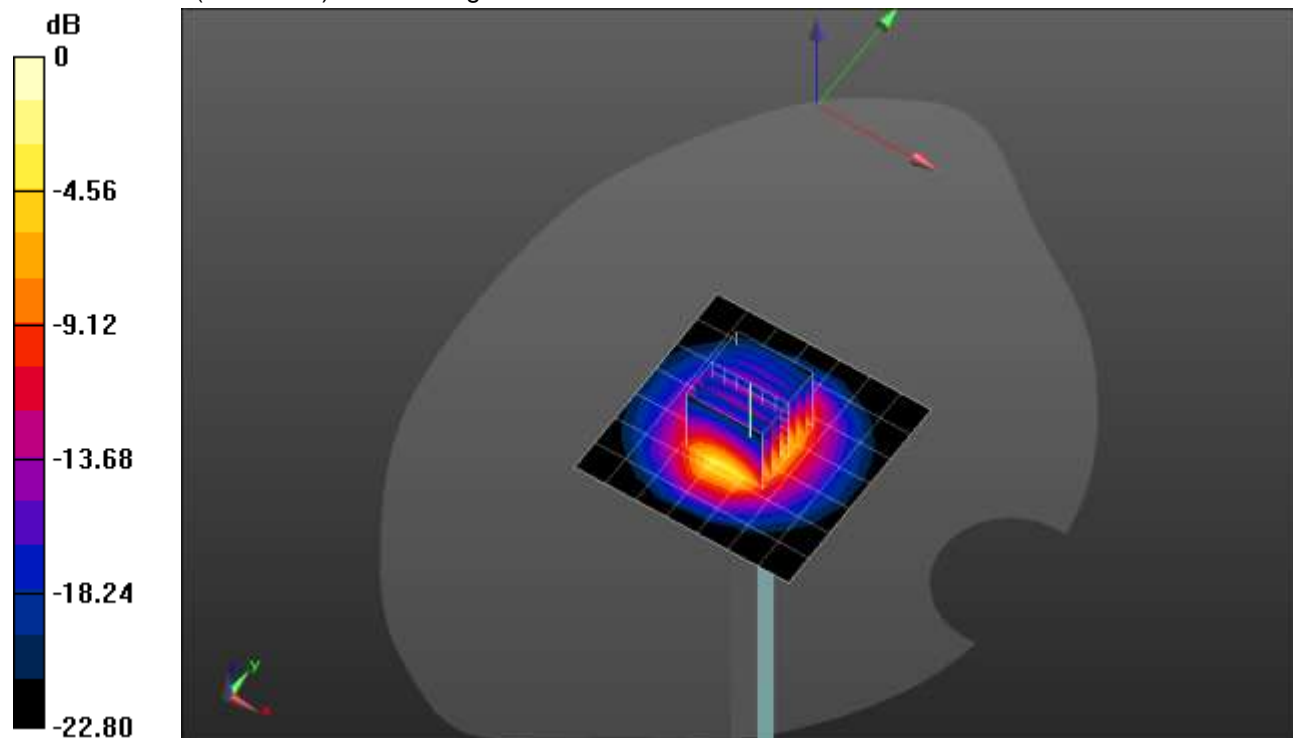
Peak SAR (extrapolated) = 13.1 W/kg

SAR(1 g) = 6.05 W/kg; SAR(10 g) = 2.71 W/kg

Smallest distance from peaks to all points 3 dB below = 9.8 mm

Ratio of SAR at M2 to SAR at M1 = 46.8%

Maximum value of SAR (measured) = 8.79 W/kg



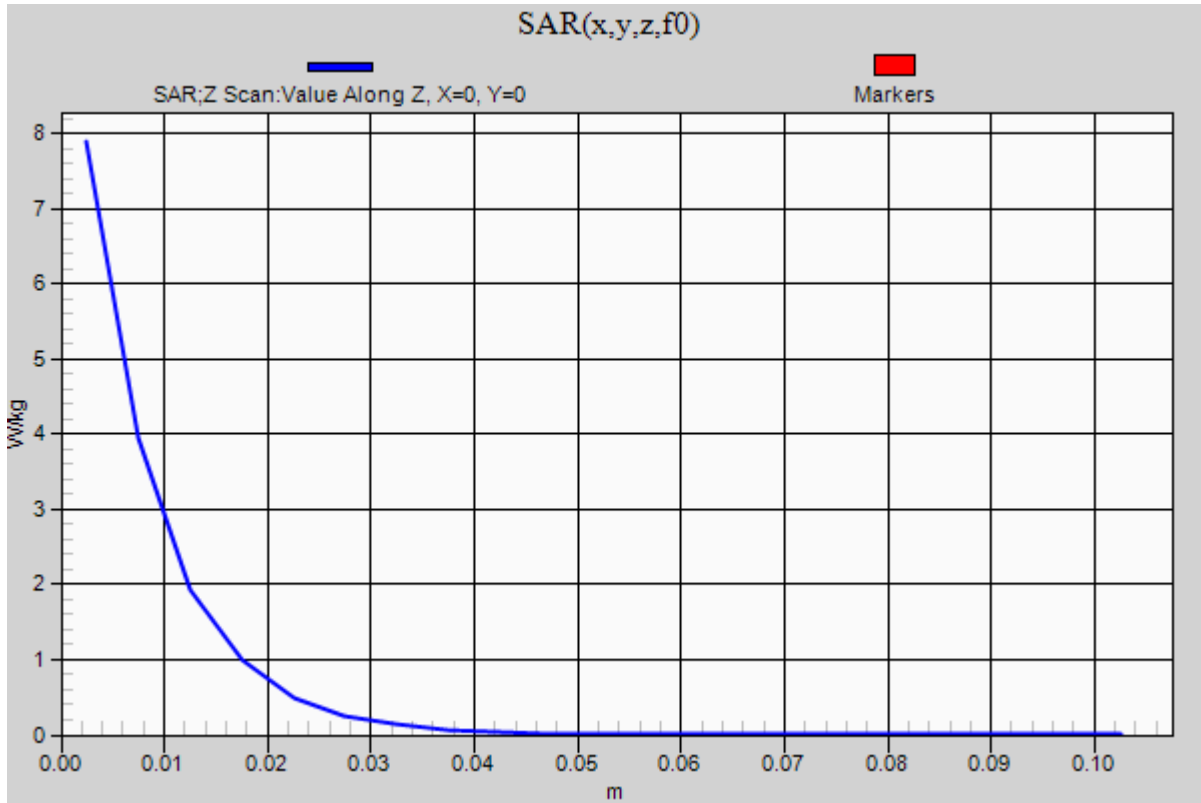
0 dB = 8.79 W/kg = 9.44 dBW/kg

2020-09-22_SystemPerformanceCheck-D2600V2 SN 1036

Frequency: 2600 MHz; Duty Cycle: 1:1

Head/Pin=100 mW 2/Z Scan (1x1x21): Measurement grid: dx=20mm, dy=20mm, dz=5mm

Maximum value of SAR (measured) = 7.89 W/kg



2020-09-07_SystemPerformanceCheck-D2600V2 SN 1036

Frequency: 2600 MHz; Duty Cycle: 1:1; Room Ambient Temperature: 24.0°C; Liquid Temperature: 23.0°C
 Medium parameters used: $f = 2600$ MHz; $\sigma = 1.928$ S/m; $\epsilon_r = 39.235$; $\rho = 1000$ kg/m³

DASY5 Configuration:

- Area Scan Setting: Find Secondary Maximum Within: 2.0 dB and with a peak SAR value greater than 0.0012W/kg
- Electronics: DAE4 Sn1433; Calibrated: 3/17/2020
- Probe: EX3DV4 - SN3773; ConvF(6.76, 6.76, 6.76) @ 2600 MHz; Calibrated: 3/20/2020
- Sensor-Surface: 2.5mm (Mechanical Surface Detection)
- Phantom: SAM (B); Type: QD000P40CD; Serial: 1632

Head/Pin=100 mW/Area Scan (8x8x1): Measurement grid: dx=12mm, dy=12mm

Maximum value of SAR (measured) = 7.44 W/kg

Head/Pin=100 mW/Zoom Scan (7x7x7)/Cube 0: Measurement grid: dx=5mm, dy=5mm, dz=5mm

Reference Value = 65.94 V/m; Power Drift = 0.16 dB

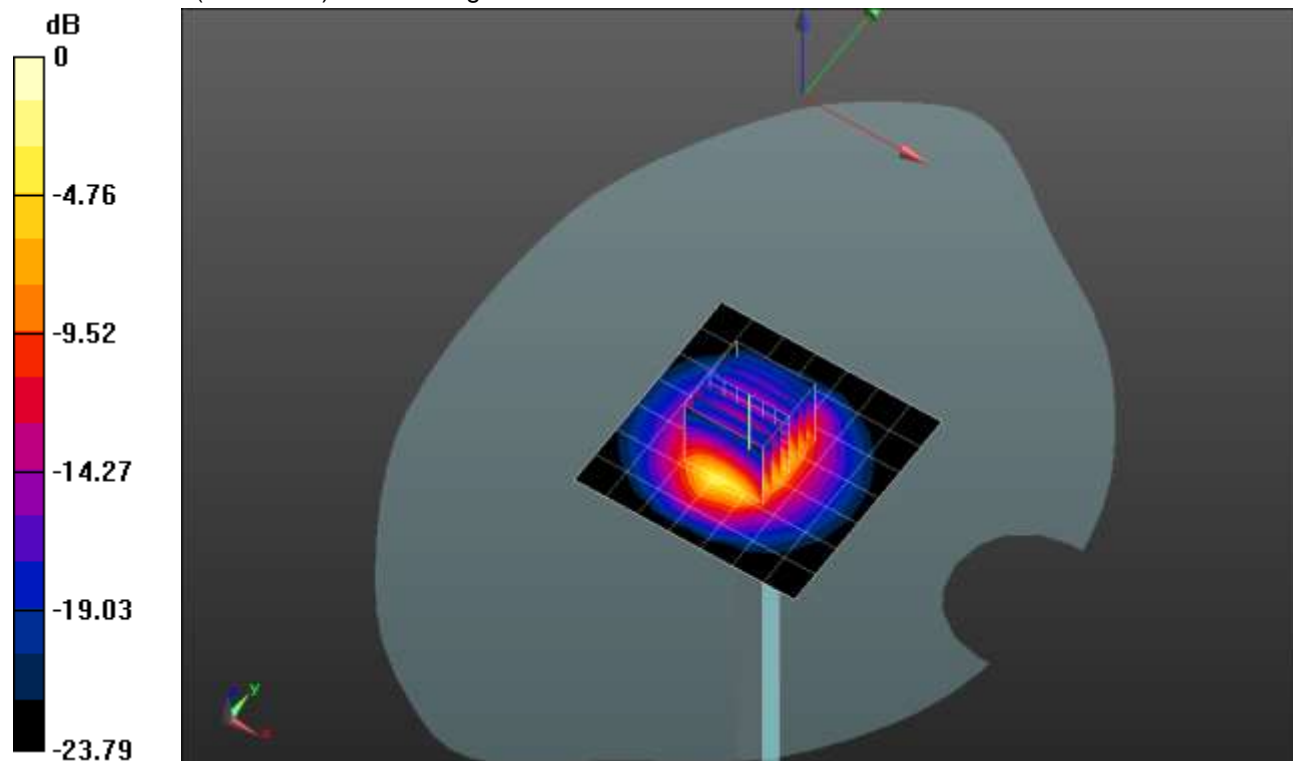
Peak SAR (extrapolated) = 13.4 W/kg

SAR(1 g) = 6.17 W/kg; SAR(10 g) = 2.75 W/kg

Smallest distance from peaks to all points 3 dB below = 9 mm

Ratio of SAR at M2 to SAR at M1 = 47.3%

Maximum value of SAR (measured) = 8.94 W/kg



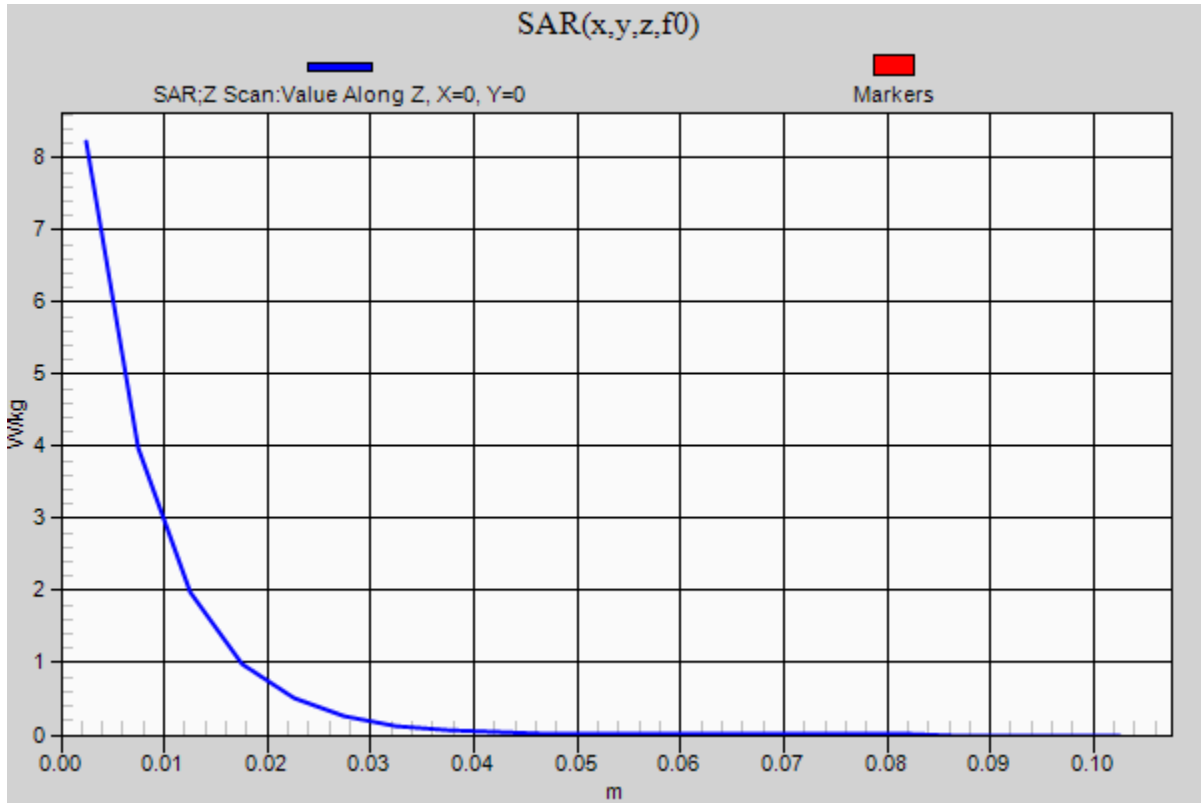
0 dB = 8.94 W/kg = 9.51 dBW/kg

2020-09-07_SystemPerformanceCheck-D2600V2 SN 1036

Frequency: 2600 MHz; Duty Cycle: 1:1

Head/Pin=100 mW/Z Scan (1x1x21): Measurement grid: dx=20mm, dy=20mm, dz=5mm

Maximum value of SAR (measured) = 8.22 W/kg



2020-09-23_SystemPerformanceCheck-D1900V2 SN 5d140

Frequency: 1900 MHz; Duty Cycle: 1:1; Room Ambient Temperature: 24.0°C; Liquid Temperature: 23.0°C
 Medium parameters used: $f = 1900$ MHz; $\sigma = 1.411$ S/m; $\epsilon_r = 39.105$; $\rho = 1000$ kg/m³

DASY5 Configuration:

- Area Scan Setting: Find Secondary Maximum Within: 2.0 dB and with a peak SAR value greater than 0.0012W/kg
- Electronics: DAE4 Sn1433; Calibrated: 3/17/2020
- Probe: EX3DV4 - SN3773; ConvF(7.71, 7.71, 7.71) @ 1900 MHz; Calibrated: 3/20/2020
- Sensor-Surface: 2.5mm (Mechanical Surface Detection)
- Phantom: SAM (B); Type: QD000P40CD; Serial: 1632

Head/Pin=100 mW/Area Scan (7x7x1): Measurement grid: dx=15mm, dy=15mm

Maximum value of SAR (measured) = 5.70 W/kg

Head/Pin=100 mW/Zoom Scan (7x7x7)/Cube 0: Measurement grid: dx=5mm, dy=5mm, dz=5mm

Reference Value = 60.63 V/m; Power Drift = 0.01 dB

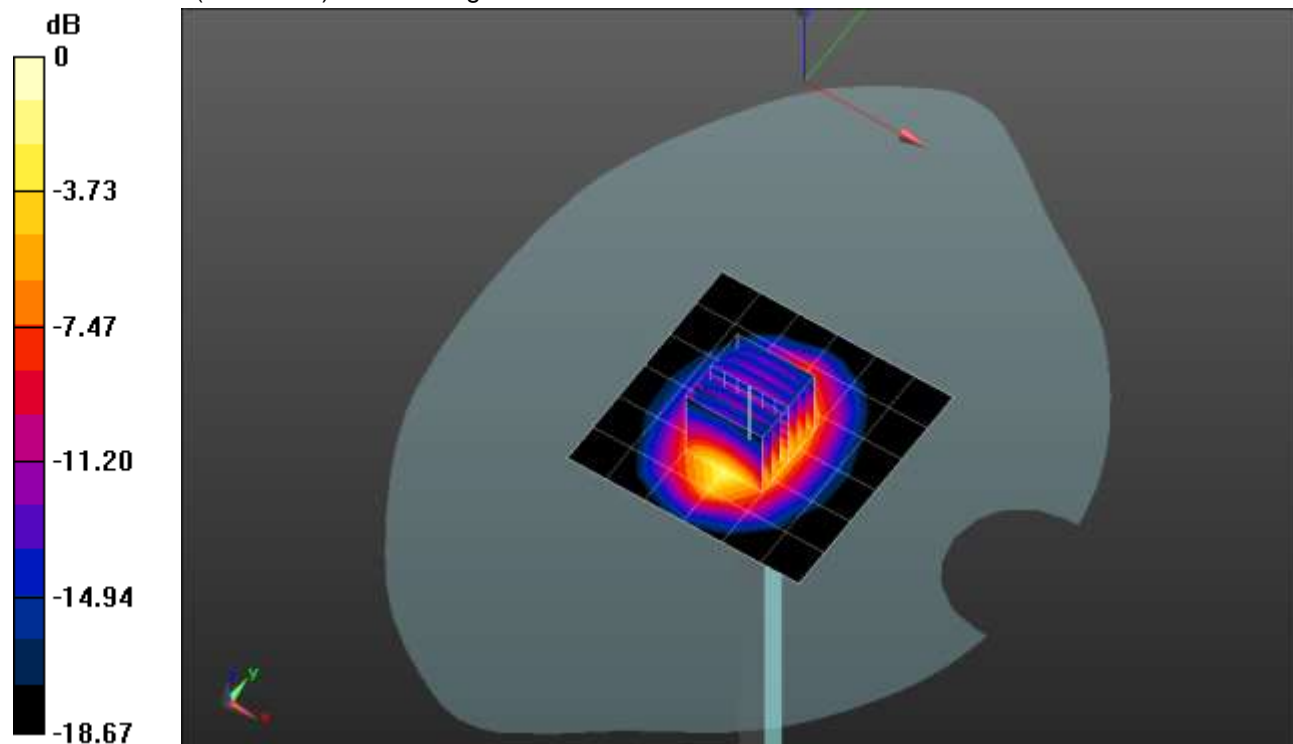
Peak SAR (extrapolated) = 7.18 W/kg

SAR(1 g) = 3.77 W/kg; SAR(10 g) = 1.93 W/kg

Smallest distance from peaks to all points 3 dB below = 10.4 mm

Ratio of SAR at M2 to SAR at M1 = 53%

Maximum value of SAR (measured) = 5.10 W/kg



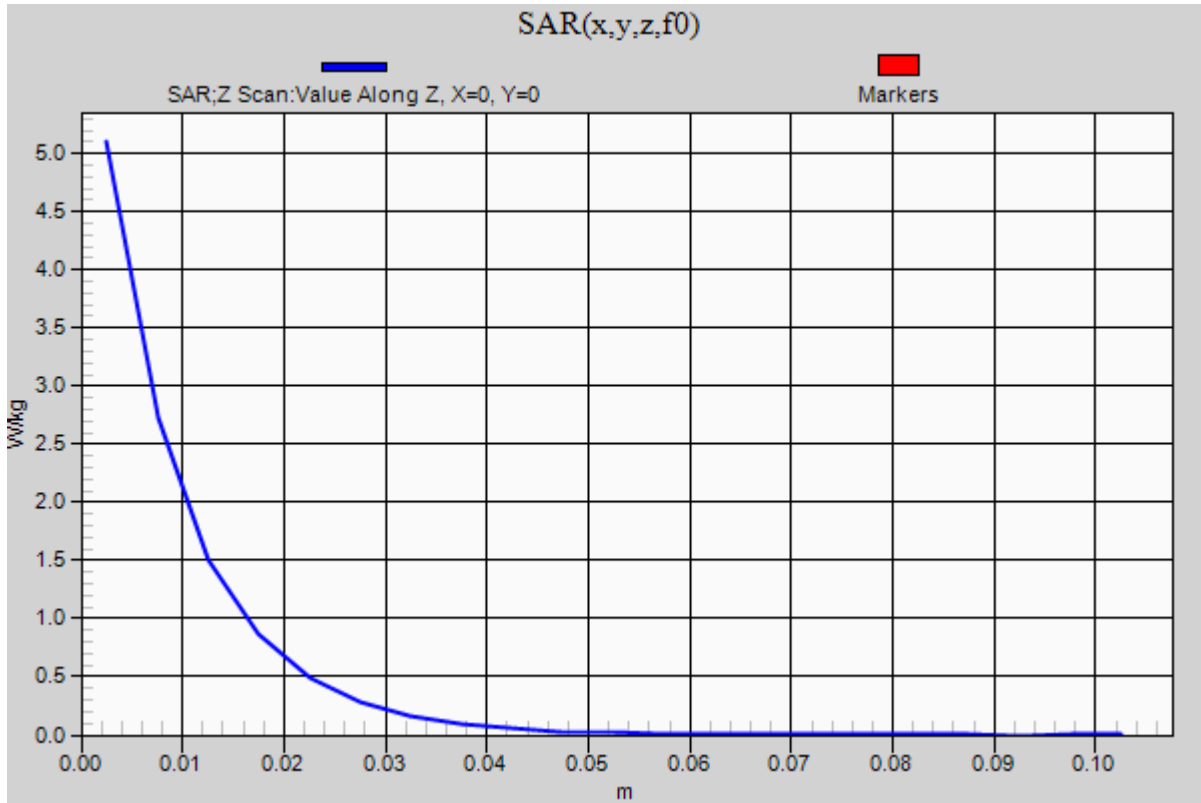
0 dB = 5.10 W/kg = 7.08 dBW/kg

2020-09-23_SystemPerformanceCheck-D1900V2 SN 5d140

Frequency: 1900 MHz; Duty Cycle: 1:1

Head/Pin=100 mW/Z Scan (1x1x21): Measurement grid: dx=20mm, dy=20mm, dz=5mm

Maximum value of SAR (measured) = 5.10 W/kg



2020-08-31_SystemPerformanceCheck-D2300V2 SN 1002

Frequency: 2300 MHz; Duty Cycle: 1:1; Room Ambient Temperature: 24.0°C; Liquid Temperature: 23.0°C
 Medium parameters used: $f = 2300$ MHz; $\sigma = 1.622$ S/m; $\epsilon_r = 39.018$; $\rho = 1000$ kg/m³

DASY5 Configuration:

- Area Scan Setting: Find Secondary Maximum Within: 2.0 dB and with a peak SAR value greater than 0.0012W/kg
- Electronics: DAE4 Sn1377; Calibrated: 10/10/2019
- Probe: EX3DV4 - SN3989; ConvF(8.43, 8.43, 8.43) @ 2300 MHz; Calibrated: 1/23/2020
- Sensor-Surface: 2.5mm (Mechanical Surface Detection)
- Phantom: Twin-SAM V5.0 (30deg probe tilt); Type: QD 000 P40 CD; Serial: 1740

Head/Pin=100 mW/Area Scan (8x8x1): Measurement grid: dx=12mm, dy=12mm

Maximum value of SAR (measured) = 5.35 W/kg

Head/Pin=100 mW/Zoom Scan (7x7x7)/Cube 0: Measurement grid: dx=5mm, dy=5mm, dz=5mm

Reference Value = 67.32 V/m; Power Drift = -0.06 dB

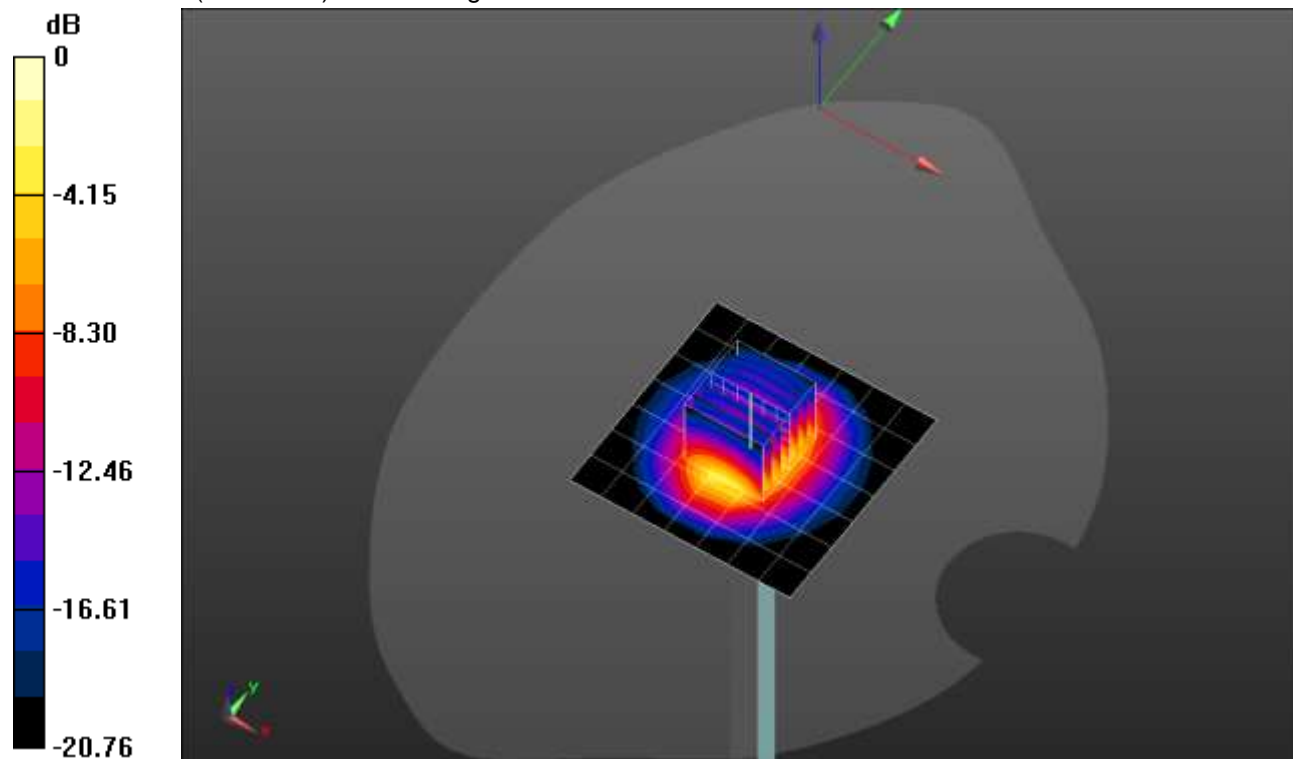
Peak SAR (extrapolated) = 10.3 W/kg

SAR(1 g) = 5.04 W/kg; SAR(10 g) = 2.41 W/kg

Smallest distance from peaks to all points 3 dB below = 10 mm

Ratio of SAR at M2 to SAR at M1 = 49.4%

Maximum value of SAR (measured) = 7.09 W/kg



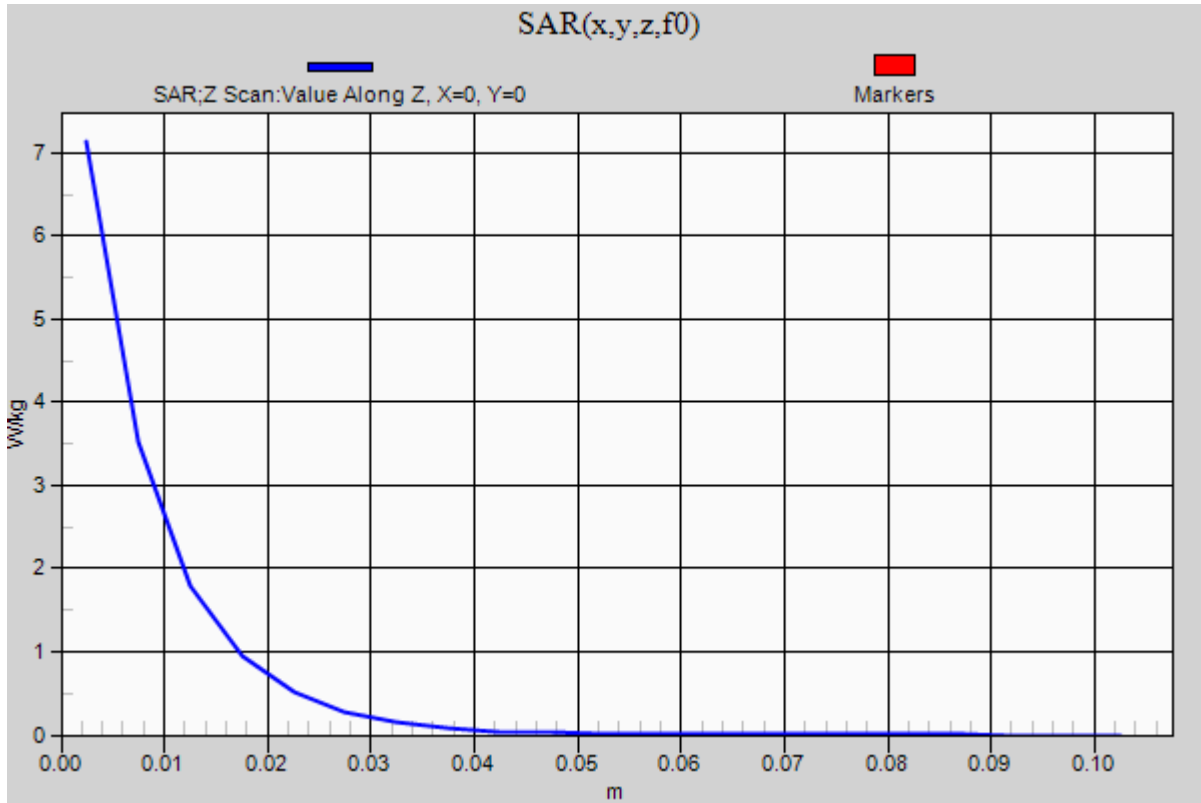
0 dB = 7.09 W/kg = 8.51 dBW/kg

2020-08-31_SystemPerformanceCheck-D2300V2 SN 1002

Frequency: 2300 MHz; Duty Cycle: 1:1

Head/Pin=100 mW/Z Scan (1x1x21): Measurement grid: dx=20mm, dy=20mm, dz=5mm

Maximum value of SAR (measured) = 7.13 W/kg



2020-09-12_SystemPerformanceCheck-D3900V2 SN 1052

Frequency: 3900 MHz; Duty Cycle: 1:1; Room Ambient Temperature: 24.0°C; Liquid Temperature: 23.0°C
 Medium parameters used: $f = 3900$ MHz; $\sigma = 3.323$ S/m; $\epsilon_r = 38.925$; $\rho = 1000$ kg/m³

DASY5 Configuration:

- Area Scan Setting: Find Secondary Maximum Within: 2.0 dB and with a peak SAR value greater than 0.0012W/kg
- Electronics: DAE4 Sn1239; Calibrated: 7/29/2020
- Probe: EX3DV4 - SN7578; ConvF(6.62, 6.62, 6.62) @ 3900 MHz; Calibrated: 2/10/2020
- Sensor-Surface: 2.5mm (Mechanical Surface Detection)
- Phantom: Twin-SAM V5.0 (30deg probe tilt); Type: QD 000 P40 CD; Serial: 1831

Head/Pin=100 mW/Area Scan (8x8x1): Measurement grid: dx=12mm, dy=12mm

Maximum value of SAR (measured) = 7.57 W/kg

Head/Pin=100 mW/Zoom Scan (8x8x8)/Cube 0: Measurement grid: dx=4.3mm, dy=4.3mm, dz=3mm

Reference Value = 60.17 V/m; Power Drift = -0.06 dB

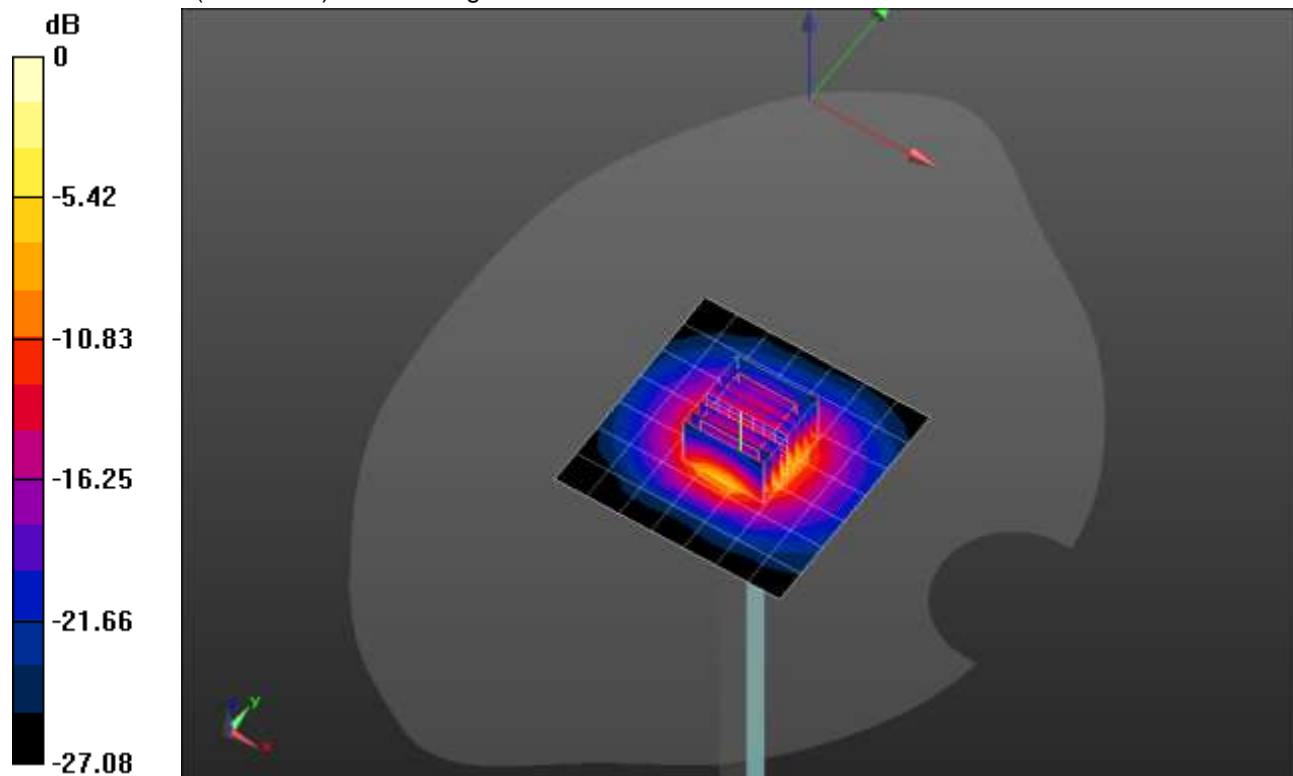
Peak SAR (extrapolated) = 16.8 W/kg

SAR(1 g) = 6.74 W/kg; SAR(10 g) = 2.41 W/kg

Smallest distance from peaks to all points 3 dB below = 7.9 mm

Ratio of SAR at M2 to SAR at M1 = 57.6%

Maximum value of SAR (measured) = 10.4 W/kg



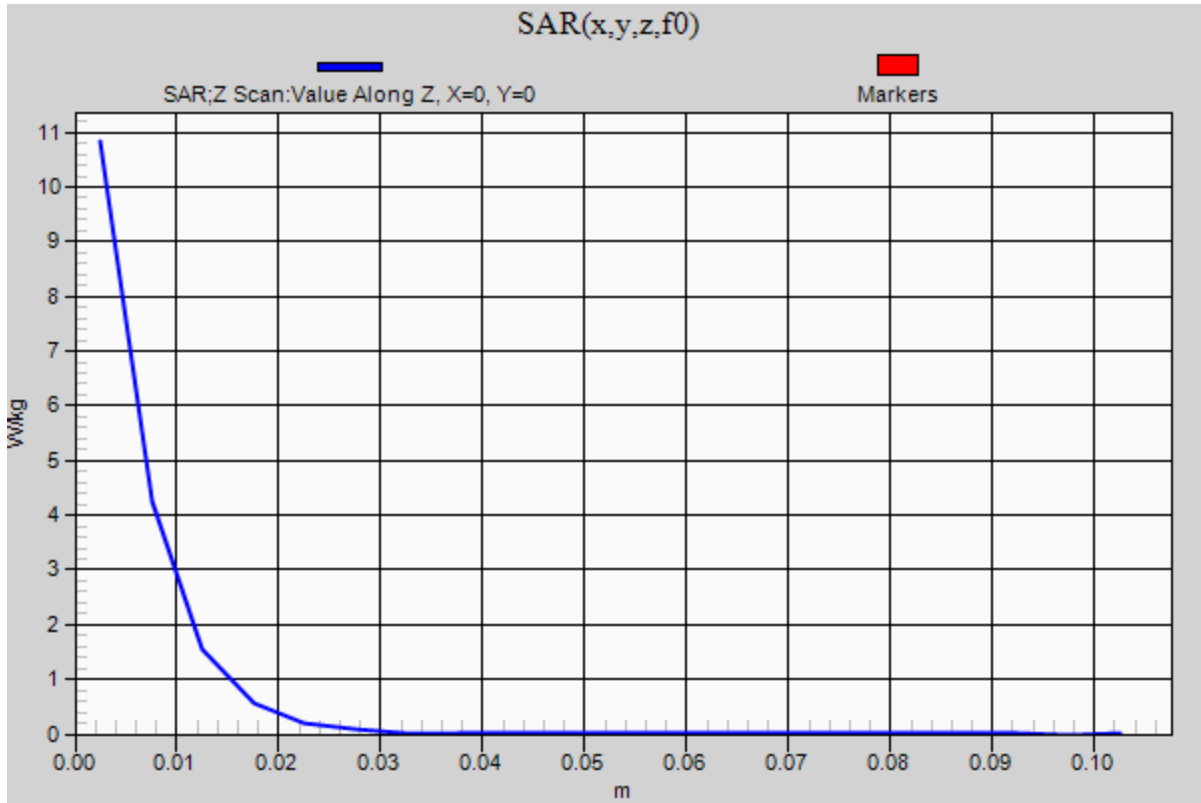
0 dB = 10.4 W/kg = 10.17 dBW/kg

2020-09-12_SystemPerformanceCheck-D3900V2 SN 1052

Frequency: 3900 MHz; Duty Cycle: 1:1

Head/Pin=100 mW/Z Scan (1x1x21): Measurement grid: dx=20mm, dy=20mm, dz=5mm

Maximum value of SAR (measured) = 10.8 W/kg



2020-09-15_SystemPerformanceCheck-D3500V2 SN 1011

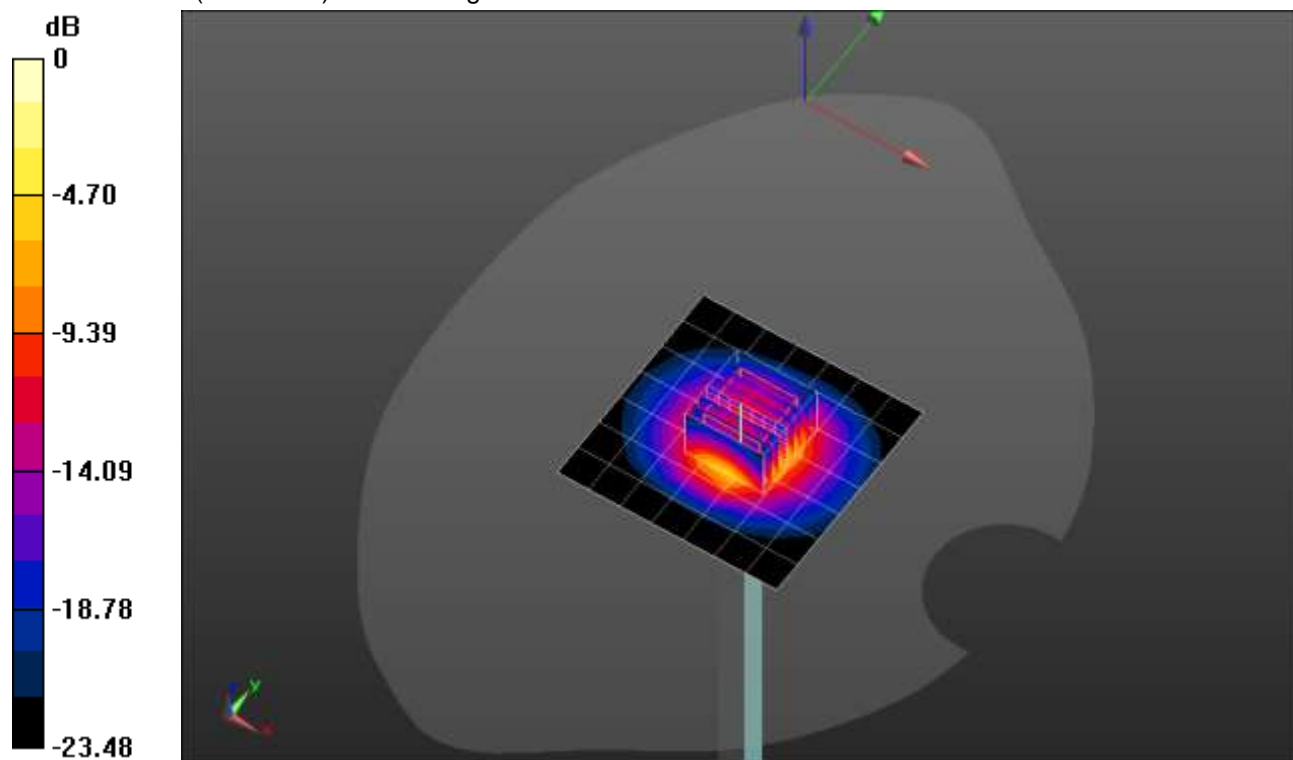
Frequency: 3500 MHz; Duty Cycle: 1:1; Room Ambient Temperature: 24.0°C; Liquid Temperature: 23.0°C
 Medium parameters used: $f = 3500$ MHz; $\sigma = 2.841$ S/m; $\epsilon_r = 36.507$; $\rho = 1000$ kg/m³

DASY5 Configuration:

- Area Scan Setting: Find Secondary Maximum Within: 2.0 dB and with a peak SAR value greater than 0.0012W/kg
- Electronics: DAE4 Sn1239; Calibrated: 7/29/2020
- Probe: EX3DV4 - SN7578; ConvF(6.83, 6.83, 6.83) @ 3500 MHz; Calibrated: 2/10/2020
- Sensor-Surface: 2.5mm (Mechanical Surface Detection (Locations From Previous Scan Used)), Sensor-Surface: 2.5mm (Mechanical Surface Detection)
- Phantom: Twin-SAM V5.0 (30deg probe tilt); Type: QD 000 P40 CD; Serial: 1831

Head/Pin=100 mW/Area Scan (8x8x1): Measurement grid: dx=12mm, dy=12mm
 Maximum value of SAR (measured) = 8.21 W/kg

Head/Pin=100 mW/Zoom Scan (8x8x8)/Cube 0: Measurement grid: dx=4.3mm, dy=4.3mm, dz=3mm
 Reference Value = 58.23 V/m; Power Drift = 0.00 dB
 Peak SAR (extrapolated) = 13.7 W/kg
SAR(1 g) = 6.23 W/kg; SAR(10 g) = 2.43 W/kg
 Smallest distance from peaks to all points 3 dB below = 8.5 mm
 Ratio of SAR at M2 to SAR at M1 = 63.1%
 Maximum value of SAR (measured) = 8.97 W/kg



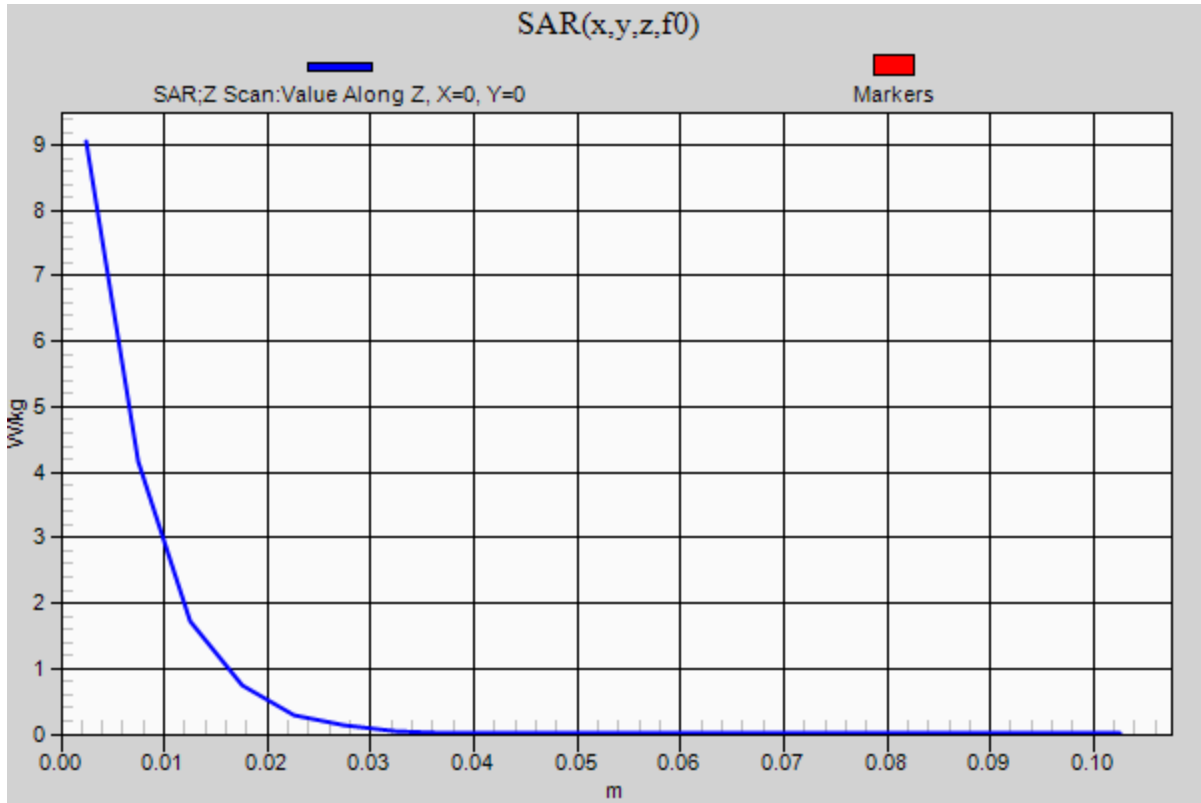
0 dB = 8.97 W/kg = 9.53 dBW/kg

2020-09-15_SystemPerformanceCheck-D3500V2 SN 1011

Frequency: 3500 MHz; Duty Cycle: 1:1

Head/Pin=100 mW/Z Scan (1x1x21): Measurement grid: dx=20mm, dy=20mm, dz=5mm

Maximum value of SAR (measured) = 9.05 W/kg



2020-09-16_SystemPerformanceCheck-D2450V2 SN 899

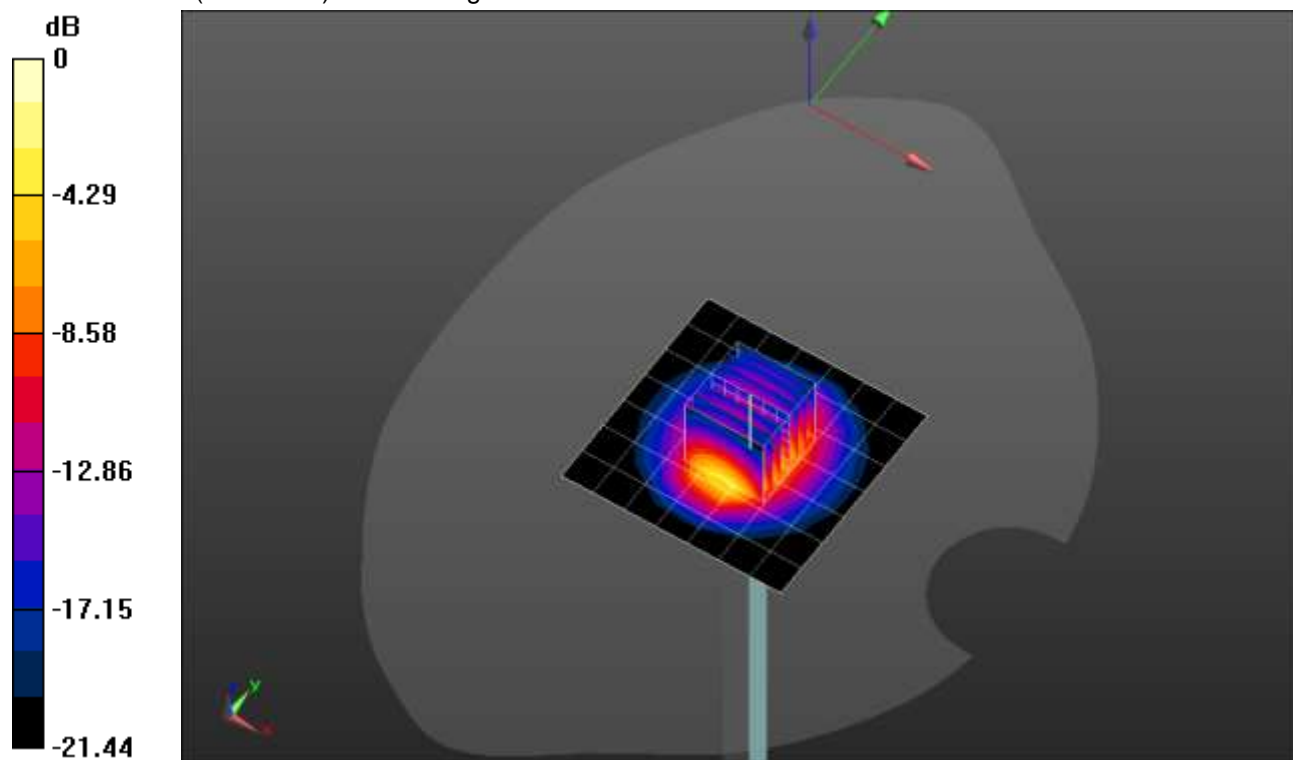
Frequency: 2450 MHz; Duty Cycle: 1:1; Room Ambient Temperature: 24.0°C; Liquid Temperature: 23.0°C
 Medium parameters used: $f = 2450$ MHz; $\sigma = 1.876$ S/m; $\epsilon_r = 37.726$; $\rho = 1000$ kg/m³

DASY5 Configuration:

- Area Scan Setting: Find Secondary Maximum Within: 2.0 dB and with a peak SAR value greater than 0.0012W/kg
- Electronics: DAE4 Sn1239; Calibrated: 7/29/2020
- Probe: EX3DV4 - SN7578; ConvF(7.67, 7.67, 7.67) @ 2450 MHz; Calibrated: 2/10/2020
- Sensor-Surface: 2.5mm (Mechanical Surface Detection (Locations From Previous Scan Used)), Sensor-Surface: 2.5mm (Mechanical Surface Detection)
- Phantom: Twin-SAM V5.0 (30deg probe tilt); Type: QD 000 P40 CD; Serial: 1831

Head/Pin=100 mW/Area Scan (8x8x1): Measurement grid: dx=12mm, dy=12mm
 Maximum value of SAR (measured) = 6.20 W/kg

Head/Pin=100 mW/Zoom Scan (7x7x7)/Cube 0: Measurement grid: dx=5mm, dy=5mm, dz=5mm
 Reference Value = 64.95 V/m; Power Drift = 0.09 dB
 Peak SAR (extrapolated) = 10.7 W/kg
SAR(1 g) = 5.51 W/kg; SAR(10 g) = 2.62 W/kg
 Smallest distance from peaks to all points 3 dB below = 9 mm
 Ratio of SAR at M2 to SAR at M1 = 53.3%
 Maximum value of SAR (measured) = 7.68 W/kg



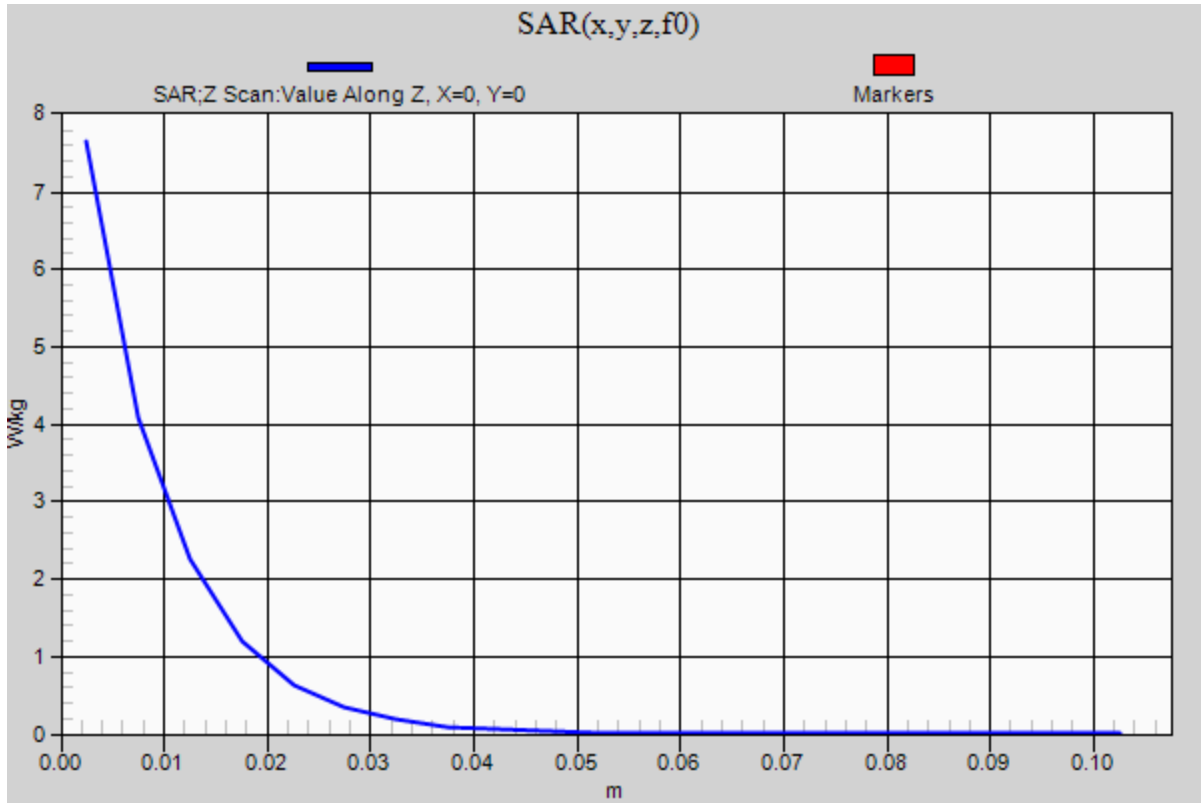
0 dB = 7.68 W/kg = 8.85 dBW/kg

2020-09-16_SystemPerformanceCheck-D2450V2 SN 899

Frequency: 2450 MHz; Duty Cycle: 1:1

Head/Pin=100 mW/Z Scan (1x1x21): Measurement grid: dx=20mm, dy=20mm, dz=5mm

Maximum value of SAR (measured) = 7.65 W/kg



2020-09-23_SystemPerformanceCheck-D3700V2 SN 1039

Frequency: 3700 MHz; Duty Cycle: 1:1; Room Ambient Temperature: 24.0°C; Liquid Temperature: 23.0°C
Medium parameters used: $f = 3700 \text{ MHz}$; $\sigma = 3.063 \text{ S/m}$; $\epsilon_r = 38.042$; $\rho = 1000 \text{ kg/m}^3$

DASY5 Configuration:

- Area Scan Setting: Find Secondary Maximum Within: 2.0 dB and with a peak SAR value greater than 0.0012W/kg
- Electronics: DAE4 Sn1239; Calibrated: 7/29/2020
- Probe: EX3DV4 - SN7578; ConvF(6.73, 6.73, 6.73) @ 3700 MHz; Calibrated: 2/10/2020
- Sensor-Surface: 2.5mm (Mechanical Surface Detection)
- Phantom: Twin-SAM V5.0 (30deg probe tilt); Type: QD 000 P40 CD; Serial: 1831

Head/Pin=100 mW/Area Scan (8x8x1): Measurement grid: dx=12mm, dy=12mm

Maximum value of SAR (measured) = 7.37 W/kg

Head/Pin=100 mW/Zoom Scan (8x8x8)/Cube 0: Measurement grid: dx=4.3mm, dy=4.3mm, dz=3mm

Reference Value = 59.70 V/m; Power Drift = 0.07 dB

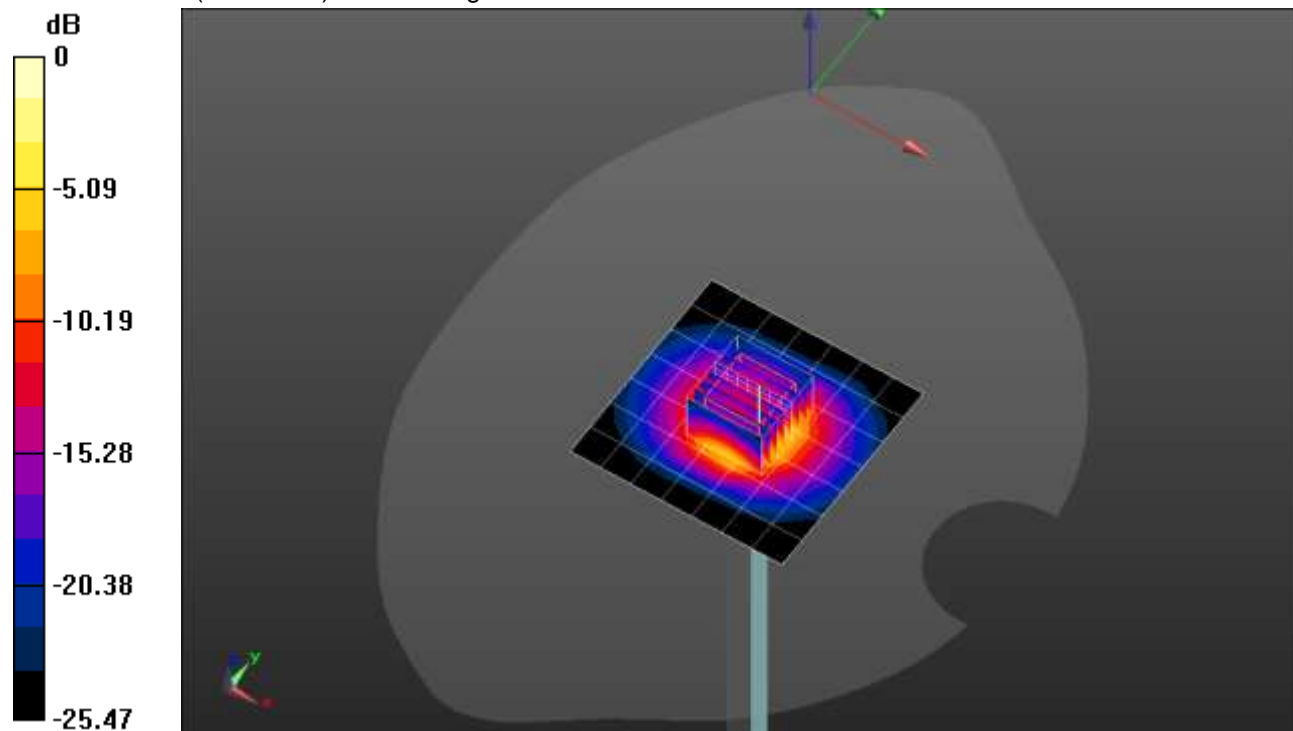
Peak SAR (extrapolated) = 18.5 W/kg

SAR(1 g) = 6.91 W/kg; SAR(10 g) = 2.62 W/kg

Smallest distance from peaks to all points 3 dB below = 9 mm

Ratio of SAR at M2 to SAR at M1 = 55.2%

Maximum value of SAR (measured) = 10.2 W/kg



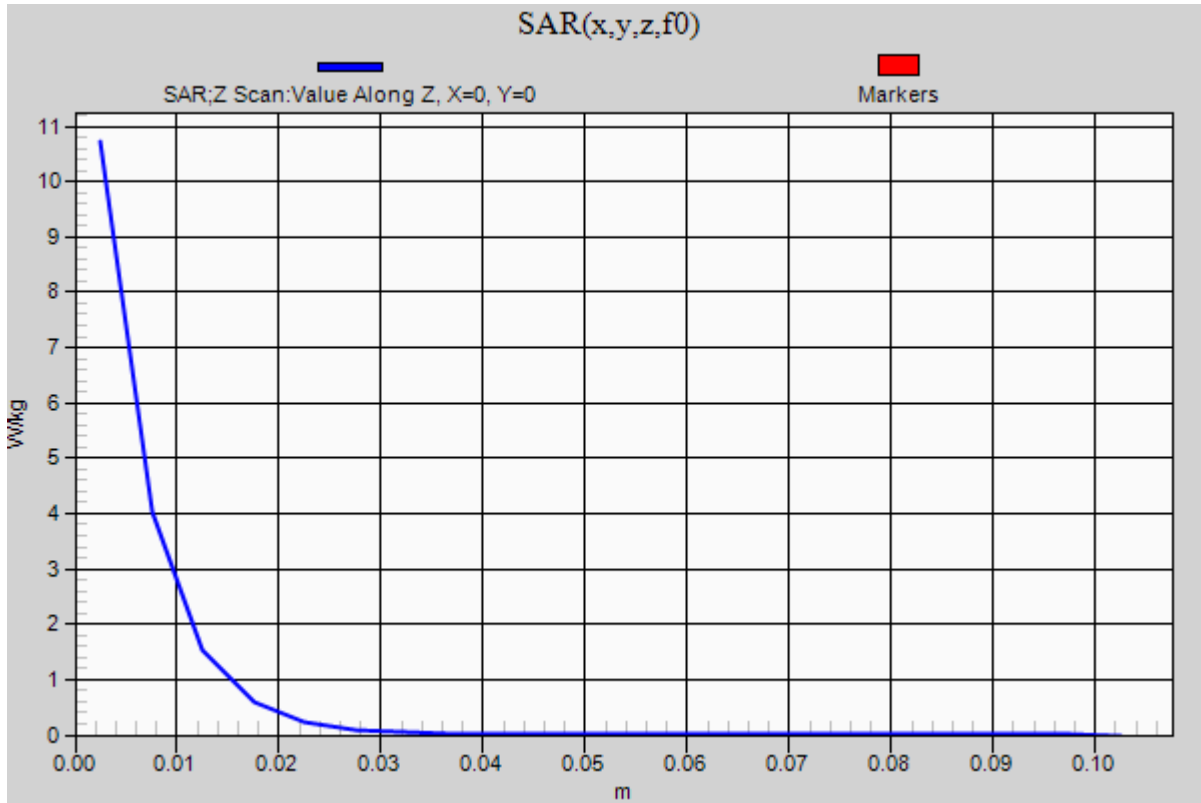
0 dB = 10.2 W/kg = 10.09 dBW/kg

2020-09-23_SystemPerformanceCheck-D3700V2 SN 1039

Frequency: 3700 MHz; Duty Cycle: 1:1

Head/Pin=100 mW/Z Scan (1x1x21): Measurement grid: dx=20mm, dy=20mm, dz=5mm

Maximum value of SAR (measured) = 10.7 W/kg



2020-09-10_SystemPerformanceCheck-D5GHzV2 SN 1003

Frequency: 5600 MHz; Duty Cycle: 1:1; Room Ambient Temperature: 24.0°C; Liquid Temperature: 23.0°C

Medium parameters used: $f = 5600$ MHz; $\sigma = 5.023$ S/m; $\epsilon_r = 34.22$; $\rho = 1000$ kg/m³

DASY5 Configuration:

- Area Scan Setting: Find Secondary Maximum Within: 2.0 dB and with a peak SAR value greater than 0.0012W/kg
- Electronics: DAE4 Sn1352; Calibrated: 11/15/2019
- Probe: EX3DV4 - SN3902; ConvF(4.78, 4.78, 4.78) @ 5600 MHz; Calibrated: 5/15/2020
- Sensor-Surface: 1.4mm (Mechanical Surface Detection)
- Phantom: Twin-SAM V5.0 (30deg probe tilt); Type: QD 000 P40 CD; Serial: 1740

Head/5.6 GHz, Pin=100mW/Area Scan (7x7x1): Measurement grid: dx=10mm, dy=10mm

Maximum value of SAR (measured) = 16.9 W/kg

Head/5.6 GHz, Pin=100mW/Zoom Scan (8x8x7)/Cube 0: Measurement grid: dx=4mm, dy=4mm,

dz=1.4mm

Reference Value = 51.01 V/m; Power Drift = 0.03 dB

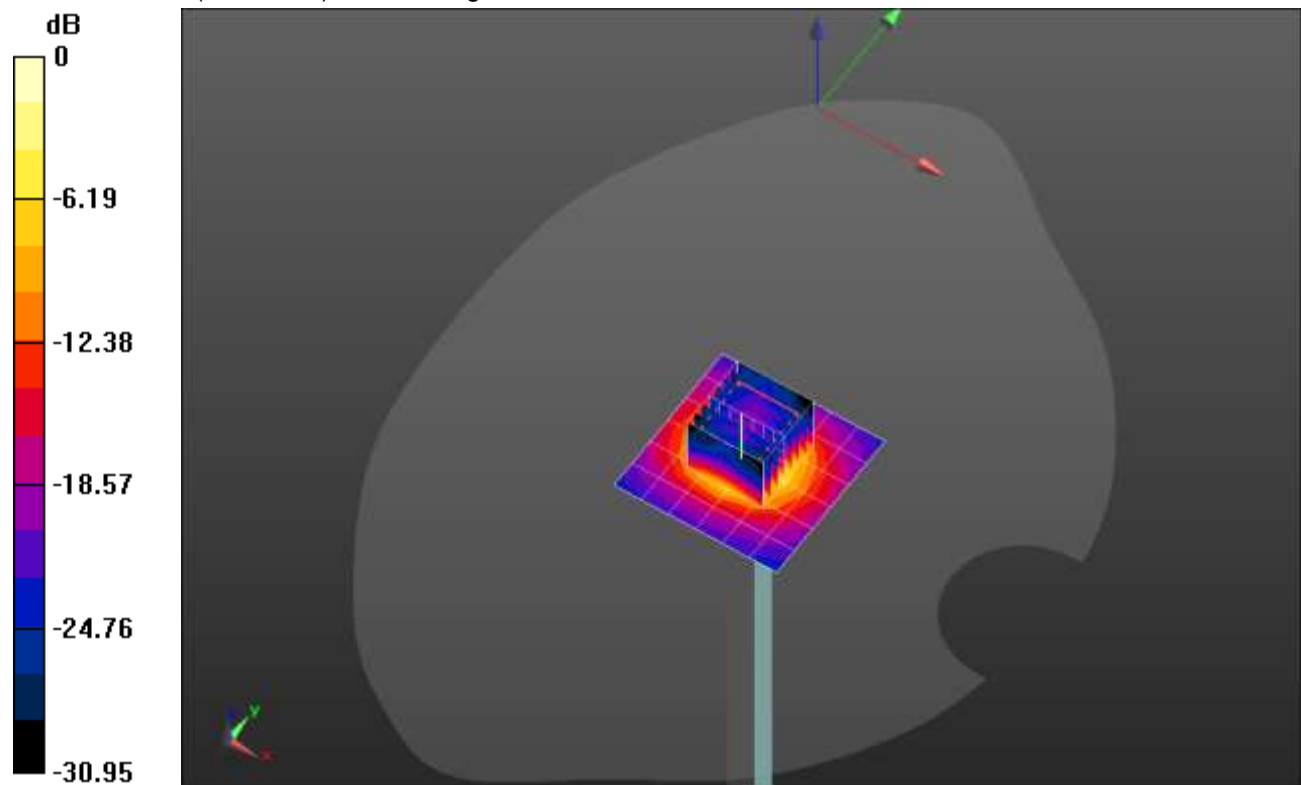
Peak SAR (extrapolated) = 30.1 W/kg

SAR(1 g) = 7.2 W/kg; SAR(10 g) = 2.21 W/kg

Smallest distance from peaks to all points 3 dB below = 7.9 mm

Ratio of SAR at M2 to SAR at M1 = 63%

Maximum value of SAR (measured) = 16.8 W/kg

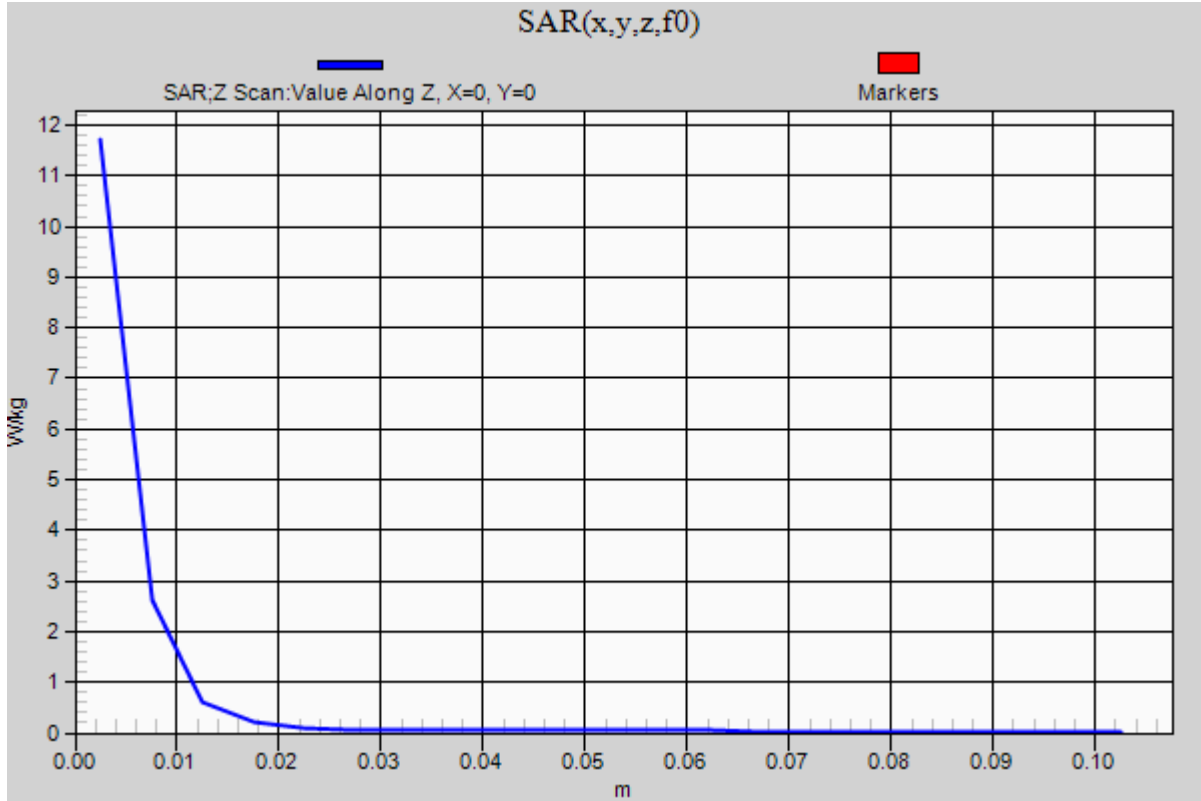


0 dB = 16.8 W/kg = 12.25 dBW/kg

2020-09-10_SystemPerformanceCheck-D5GHzV2 SN 1003

Frequency: 5600 MHz; Duty Cycle: 1:1

Head/5.6 GHz, Pin=100mW/Z Scan (1x1x21): Measurement grid: dx=20mm, dy=20mm, dz=5mm
Maximum value of SAR (measured) = 11.7 W/kg



2020-09-22_SystemPerformanceCheck-D5GHzV2 SN 1003

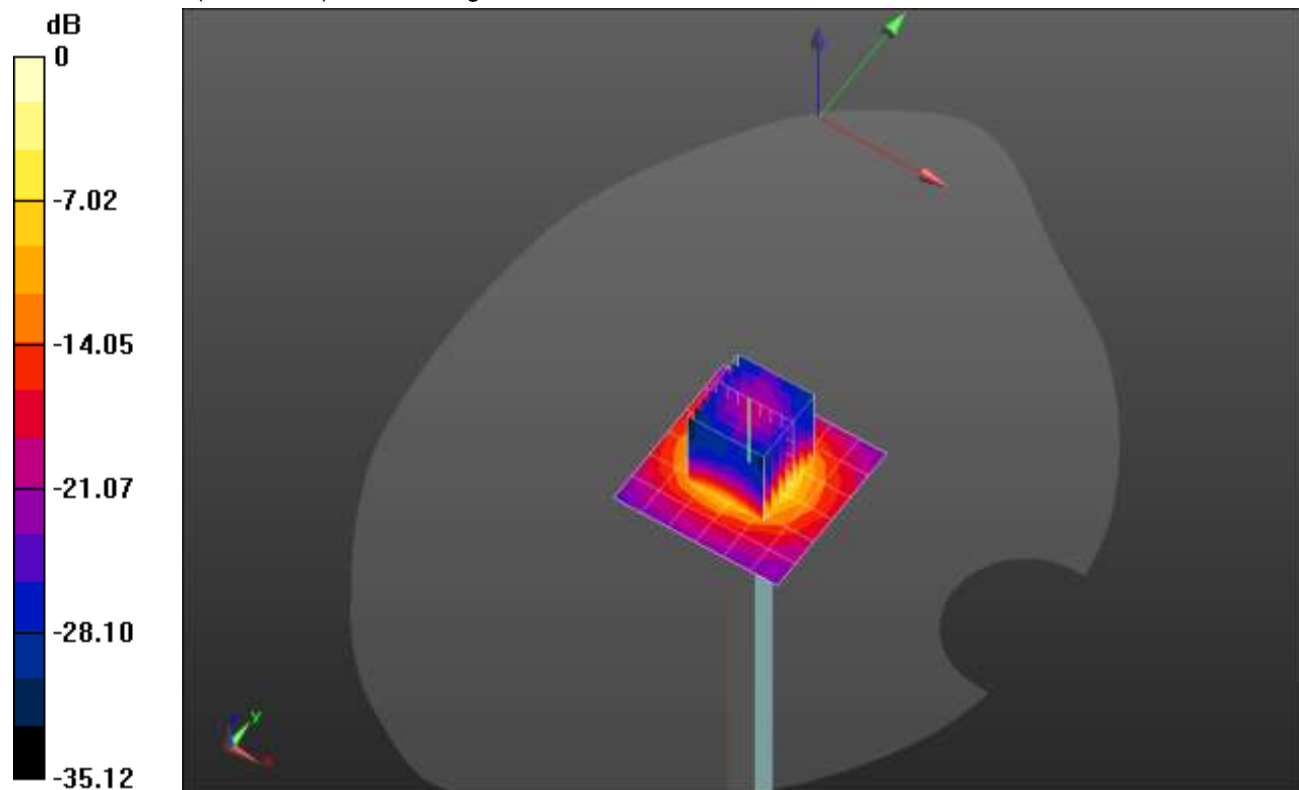
Frequency: 5250 MHz; Duty Cycle: 1:1; Room Ambient Temperature: 24.0°C; Liquid Temperature: 23.0°C
 Medium parameters used: $f = 5250$ MHz; $\sigma = 4.628$ S/m; $\epsilon_r = 35.191$; $\rho = 1000$ kg/m³

DASY5 Configuration:

- Area Scan Setting: Find Secondary Maximum Within: 2.0 dB and with a peak SAR value greater than 0.0012W/kg
- Electronics: DAE4 Sn1352; Calibrated: 11/15/2019
- Probe: EX3DV4 - SN3902; ConvF(5.24, 5.24, 5.24) @ 5250 MHz; Calibrated: 5/15/2020
- Sensor-Surface: 1.4mm (Mechanical Surface Detection)
- Phantom: Twin-SAM V5.0 (30deg probe tilt); Type: QD 000 P40 CD; Serial: 1740

Head/5.25 GHz, Pin=100mW/Area Scan (7x7x1): Measurement grid: dx=10mm, dy=10mm
 Maximum value of SAR (measured) = 21.0 W/kg

Head/5.25 GHz, Pin=100mW/Zoom Scan (8x8x8)/Cube 0: Measurement grid: dx=4mm, dy=4mm, dz=1.4mm
 Reference Value = 59.84 V/m; Power Drift = 0.13 dB
 Peak SAR (extrapolated) = 30.4 W/kg
SAR(1 g) = 8.17 W/kg; SAR(10 g) = 2.43 W/kg
 Smallest distance from peaks to all points 3 dB below = 7.4 mm
 Ratio of SAR at M2 to SAR at M1 = 67.3%
 Maximum value of SAR (measured) = 18.4 W/kg

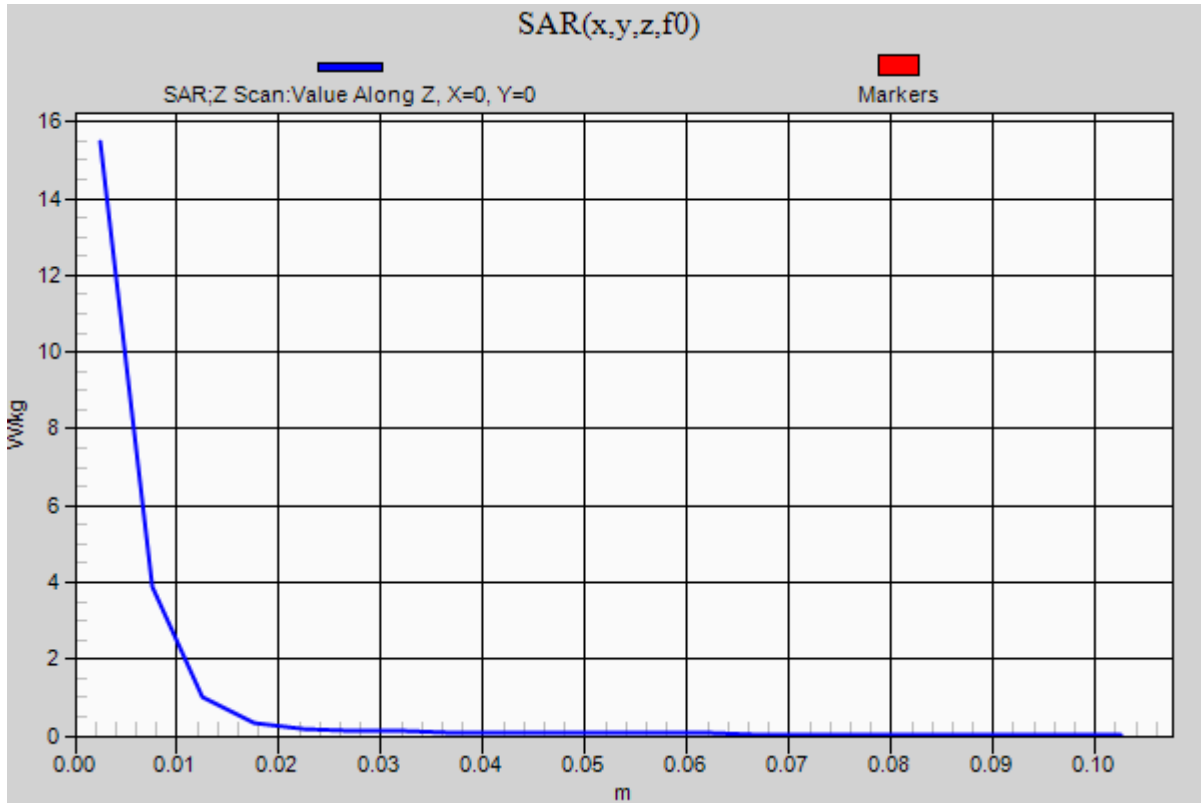


0 dB = 18.4 W/kg = 12.65 dBW/kg

2020-09-22_SystemPerformanceCheck-D5GHzV2 SN 1003

Frequency: 5250 MHz; Duty Cycle: 1:1

Head/5.25 GHz, Pin=100mW/Z Scan (1x1x21): Measurement grid: dx=20mm, dy=20mm, dz=5mm
Maximum value of SAR (measured) = 15.5 W/kg



2020-09-23_SystemPerformanceCheck-D2450V2 SN 899

Frequency: 2450 MHz; Duty Cycle: 1:1; Room Ambient Temperature: 24.0°C; Liquid Temperature: 23.0°C

Medium parameters used: $f = 2450$ MHz; $\sigma = 1.781$ S/m; $\epsilon_r = 39.783$; $\rho = 1000$ kg/m³

DASY5 Configuration:

- Area Scan Setting: Find Secondary Maximum Within: 2.0 dB and with a peak SAR value greater than 0.0012W/kg
- Electronics: DAE4 Sn1352; Calibrated: 11/15/2019
- Probe: EX3DV4 - SN3902; ConvF(7.79, 7.79, 7.79) @ 2450 MHz; Calibrated: 5/15/2020
- Sensor-Surface: 2.5mm (Mechanical Surface Detection)
- Phantom: Twin-SAM V5.0 (30deg probe tilt); Type: QD 000 P40 CD; Serial: 1740

Head/Pin=100 mW/Area Scan (8x8x1): Measurement grid: dx=12mm, dy=12mm

Maximum value of SAR (measured) = 6.45 W/kg

Head/Pin=100 mW/Zoom Scan (7x7x7)/Cube 0: Measurement grid: dx=5mm, dy=5mm, dz=5mm

Reference Value = 64.26 V/m; Power Drift = -0.05 dB

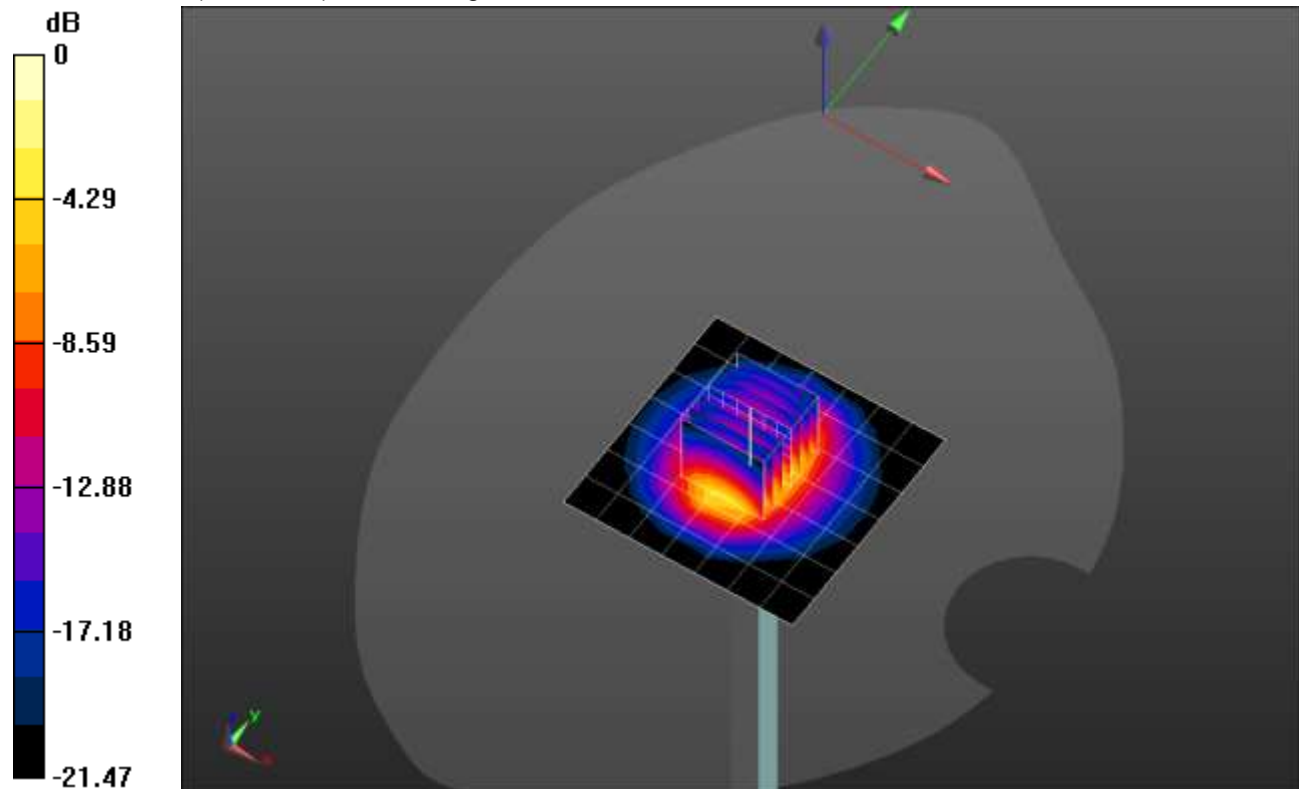
Peak SAR (extrapolated) = 11.1 W/kg

SAR(1 g) = 5.38 W/kg; SAR(10 g) = 2.52 W/kg

Smallest distance from peaks to all points 3 dB below = 9.8 mm

Ratio of SAR at M2 to SAR at M1 = 49.2%

Maximum value of SAR (measured) = 7.62 W/kg



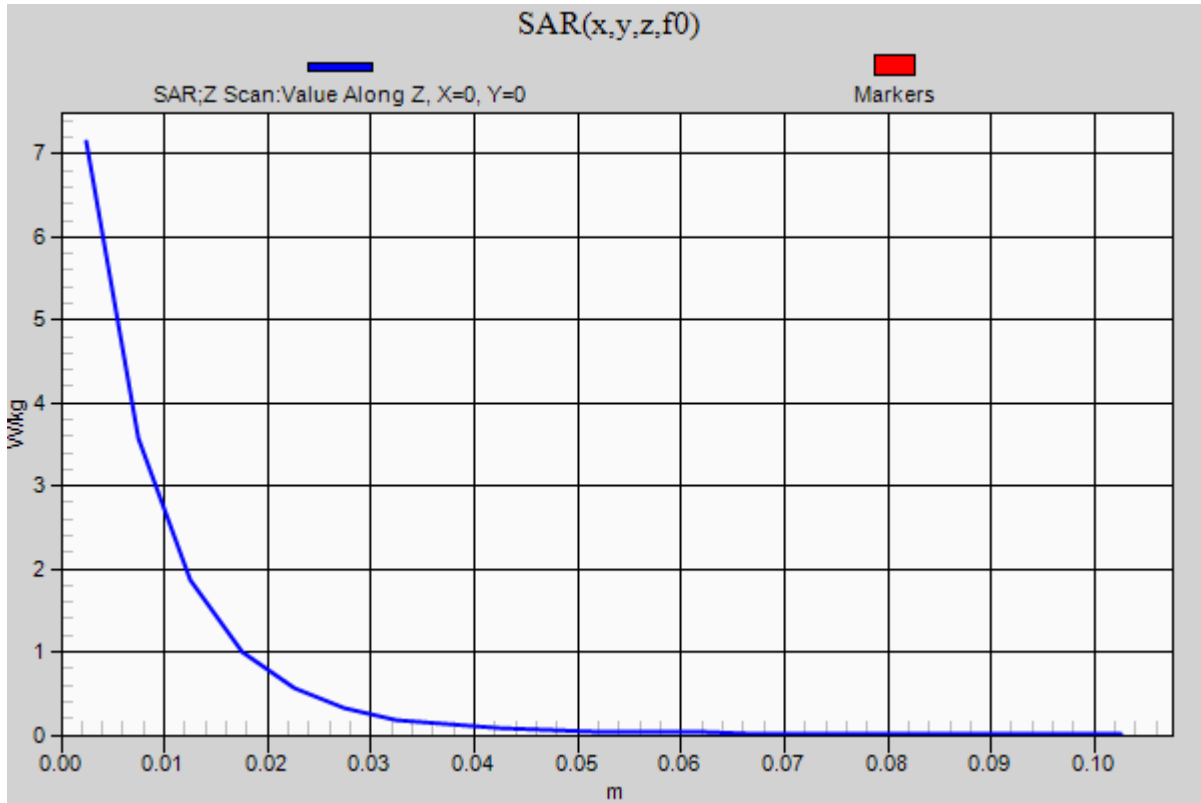
0 dB = 7.62 W/kg = 8.82 dBW/kg

2020-09-23_SystemPerformanceCheck-D2450V2 SN 899

Frequency: 2450 MHz; Duty Cycle: 1:1

Head/Pin=100 mW/Z Scan (1x1x21): Measurement grid: dx=20mm, dy=20mm, dz=5mm

Maximum value of SAR (measured) = 7.15 W/kg



20200923_SystemPerformanceCheck-D2450V2 SN 899

Frequency: 2450 MHz; Duty Cycle: 1:1; Room Ambient Temperature: 24.0°C; Liquid Temperature: 23.0°C

Medium parameters used: $f = 2450$ MHz; $\sigma = 1.838$ S/m; $\epsilon_r = 39.918$; $\rho = 1000$ kg/m³

DASY5 Configuration:

- Area Scan Setting: Find Secondary Maximum Within: 2.0 dB and with a peak SAR value greater than 0.0012W/kg
- Electronics: DAE4 Sn1544; Calibrated: 3/16/2020
- Probe: EX3DV4 - SN7498; ConvF(7.86, 7.86, 7.86) @ 2450 MHz; Calibrated: 4/24/2020
- Sensor-Surface: 2.5mm (Mechanical Surface Detection)
- Phantom: Twin-SAM V5.0 (30deg probe tilt); Type: QD 000 P40 CD; Serial: 1831

Head/Pin=100 mW/Area Scan (8x8x1): Measurement grid: dx=12mm, dy=12mm

Maximum value of SAR (measured) = 6.35 W/kg

Head/Pin=100 mW/Zoom Scan (7x7x7)/Cube 0: Measurement grid: dx=5mm, dy=5mm, dz=5mm

Reference Value = 65.34 V/m; Power Drift = -0.03 dB

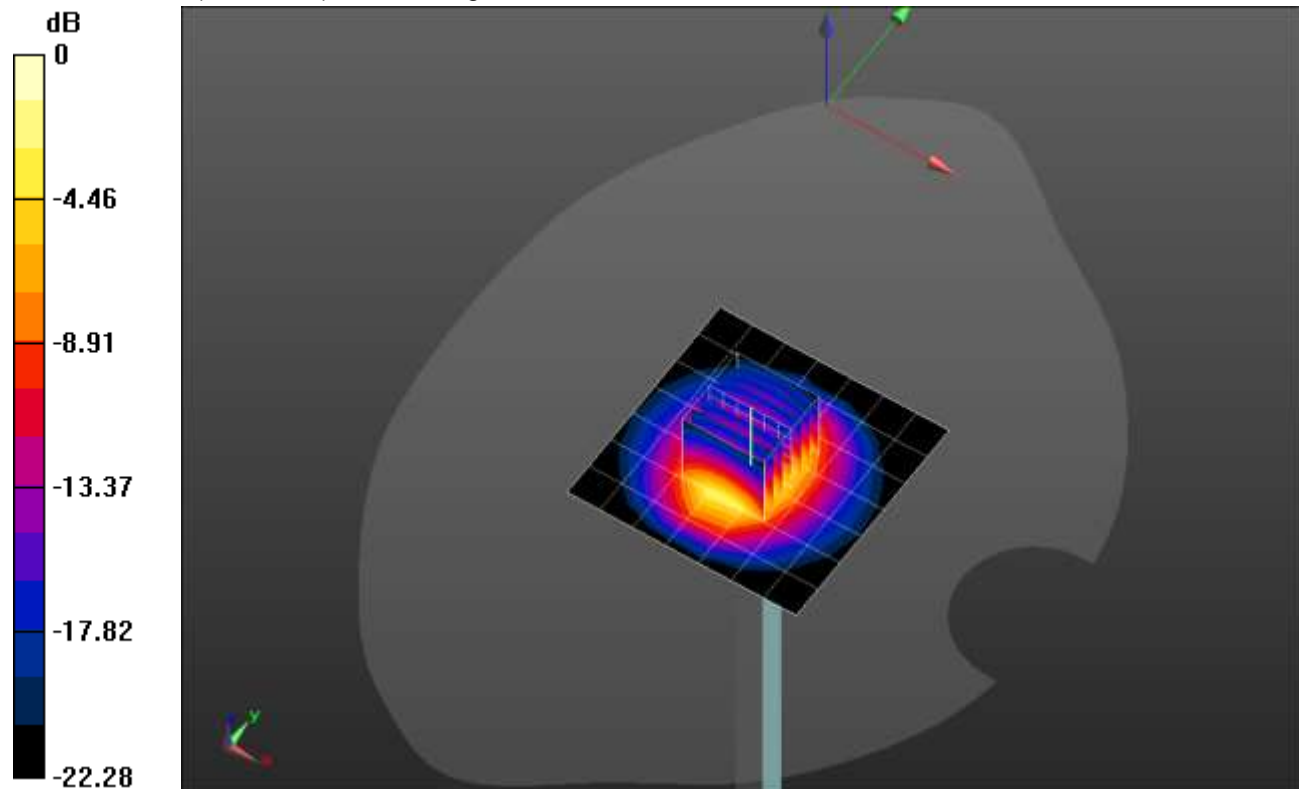
Peak SAR (extrapolated) = 11.4 W/kg

SAR(1 g) = 5.55 W/kg; SAR(10 g) = 2.6 W/kg

Smallest distance from peaks to all points 3 dB below = 10 mm

Ratio of SAR at M2 to SAR at M1 = 48.8%

Maximum value of SAR (measured) = 7.86 W/kg



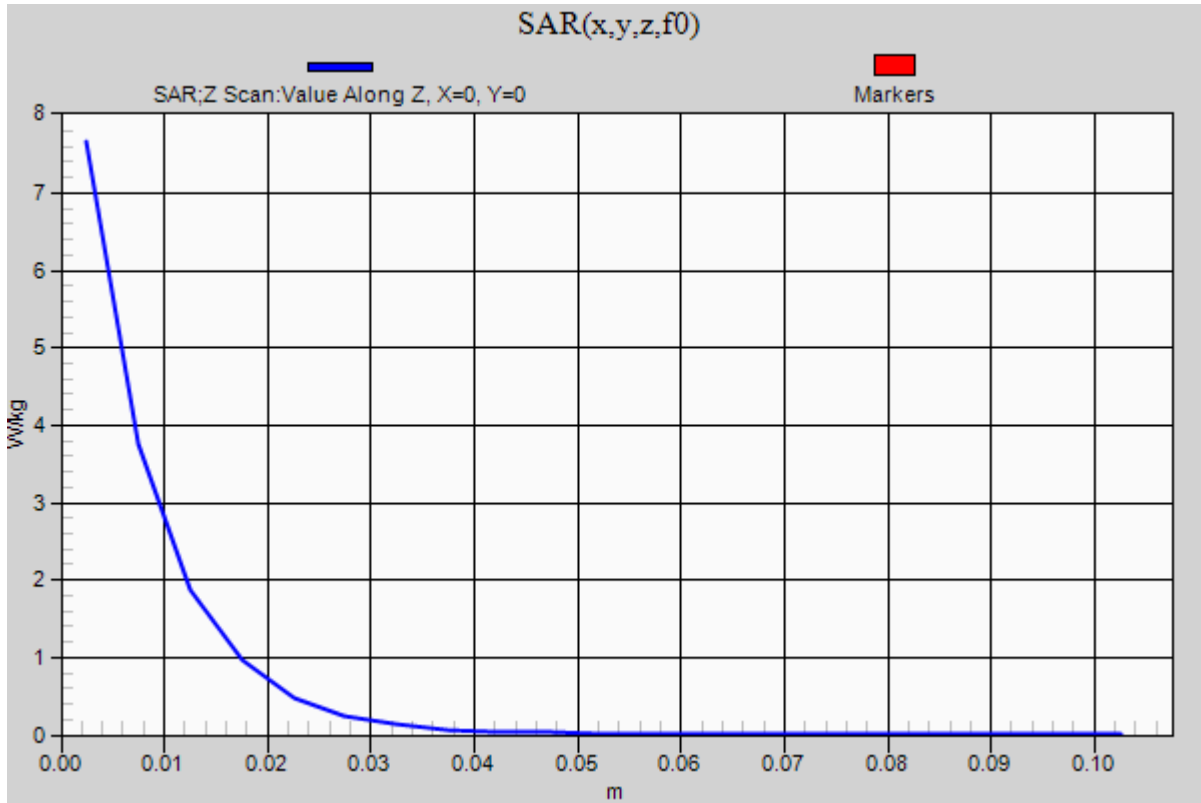
0 dB = 7.86 W/kg = 8.95 dBW/kg

20200923_SystemPerformanceCheck-D2450V2 SN 899

Frequency: 2450 MHz; Duty Cycle: 1:1

Head/Pin=100 mW/Z Scan (1x1x21): Measurement grid: dx=20mm, dy=20mm, dz=5mm

Maximum value of SAR (measured) = 7.66 W/kg



20200829_SystemPerformanceCheck-D5GHzV2 SN 1168

Frequency: 5750 MHz; Duty Cycle: 1:1; Room Ambient Temperature: 24.0°C; Liquid Temperature: 23.0°C
 Medium parameters used: $f = 5750$ MHz; $\sigma = 5.296$ S/m; $\epsilon_r = 36.661$; $\rho = 1000$ kg/m³

DASY5 Configuration:

- Area Scan Setting: Find Secondary Maximum Within: 2.0 dB and with a peak SAR value greater than 0.0012W/kg
- Electronics: DAE4 Sn1548; Calibrated: 4/15/2020
- Probe: EX3DV4 - SN7500; ConvF(4.9, 4.9, 4.9) @ 5750 MHz; Calibrated: 4/24/2020
- Sensor-Surface: 1.4mm (Mechanical Surface Detection (Locations From Previous Scan Used)), Sensor-Surface: 1.4mm (Mechanical Surface Detection)
- Phantom: Twin-SAM V5.0 (20deg probe tilt); Type: QD000P40CD; Serial: 1629

Head/5.75 GHz, Pin=100mW 3/Area Scan (7x7x1): Measurement grid: dx=10mm, dy=10mm
 Maximum value of SAR (measured) = 13.3 W/kg

Head/5.75 GHz, Pin=100mW 3/Zoom Scan (8x8x8)/Cube 0: Measurement grid: dx=4mm, dy=4mm, dz=1.4mm

Reference Value = 48.66 V/m; Power Drift = 0.09 dB

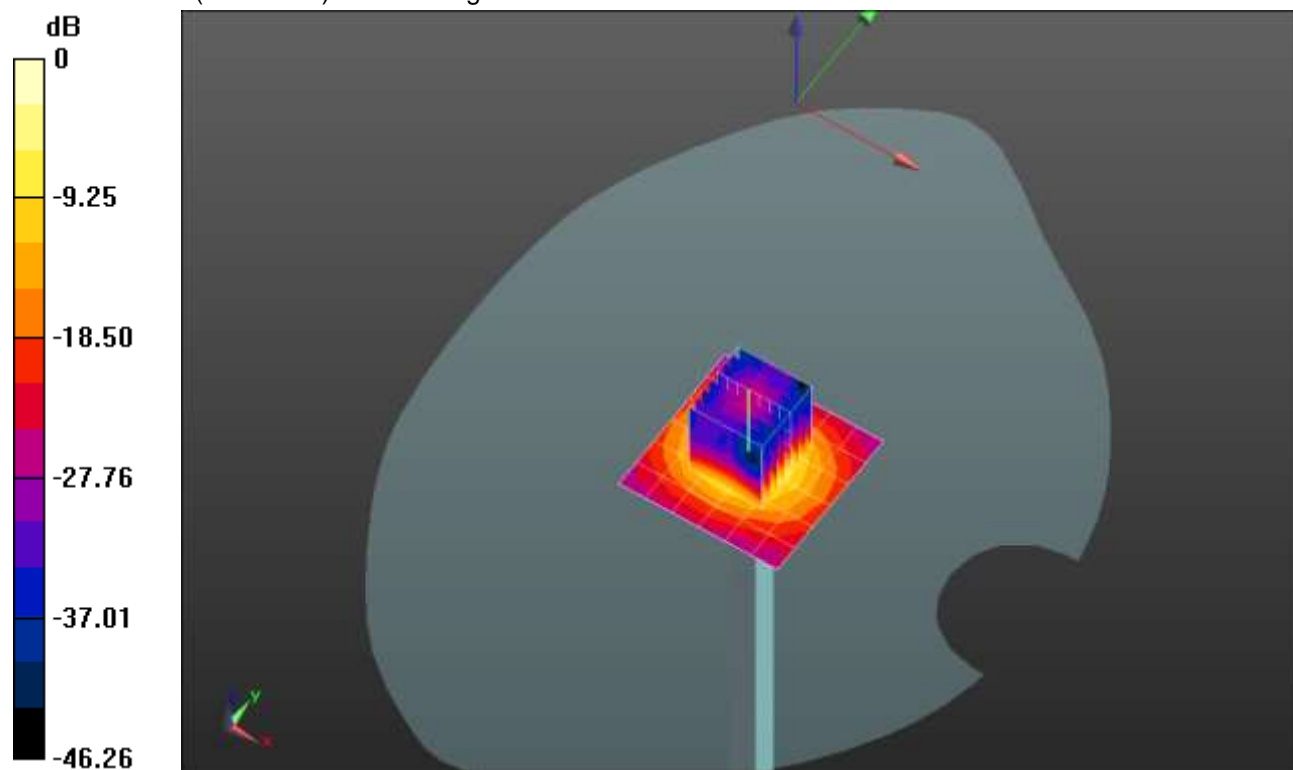
Peak SAR (extrapolated) = 31.4 W/kg

SAR(1 g) = 7.21 W/kg; SAR(10 g) = 2.07 W/kg

Smallest distance from peaks to all points 3 dB below = 7.2 mm

Ratio of SAR at M2 to SAR at M1 = 62.6%

Maximum value of SAR (measured) = 17.7 W/kg

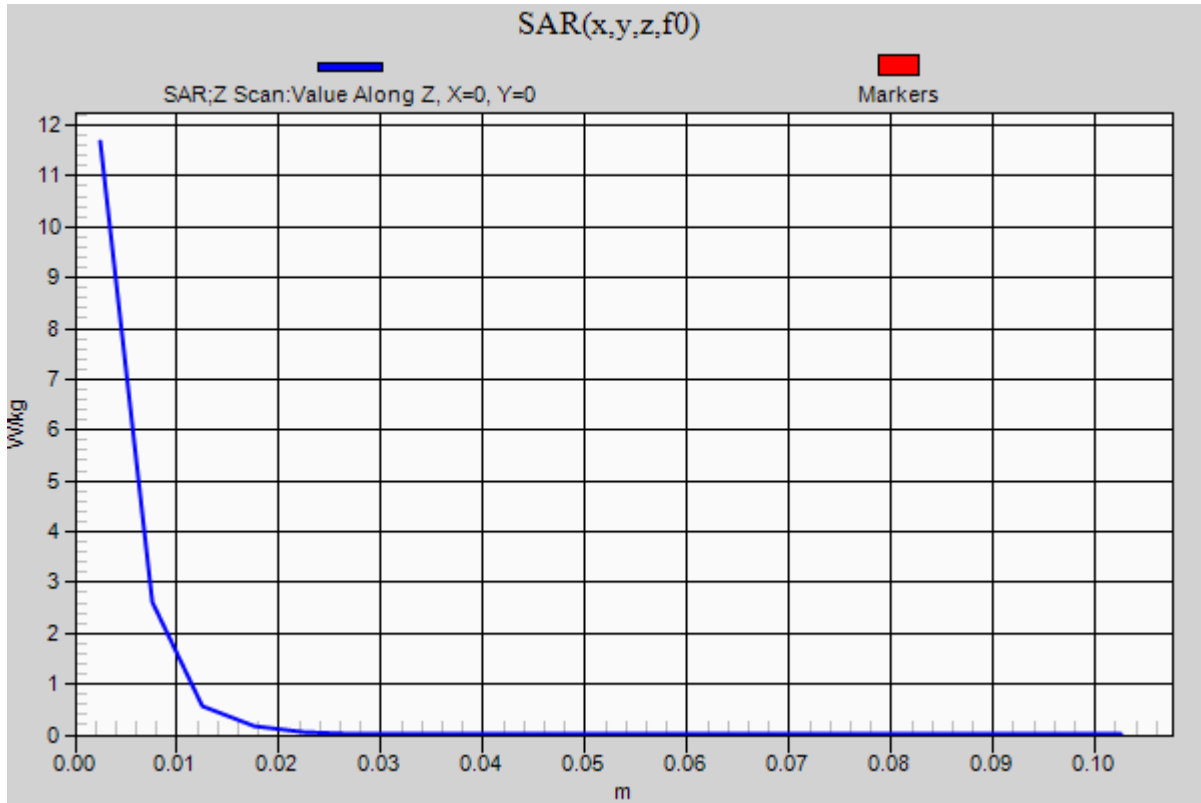


0 dB = 17.7 W/kg = 12.48 dBW/kg

20200829_SystemPerformanceCheck-D5GHzV2 SN 1168

Frequency: 5750 MHz; Duty Cycle: 1:1

Head/5.75 GHz, Pin=100mW 3/Z Scan (1x1x21): Measurement grid: dx=20mm, dy=20mm, dz=5mm
Maximum value of SAR (measured) = 11.7 W/kg



20200910_SystemPerformanceCheck-D5GHzV2 SN 1168

Frequency: 5250 MHz; Duty Cycle: 1:1; Room Ambient Temperature: 24.0°C; Liquid Temperature: 23.0°C
 Medium parameters used: $f = 5250 \text{ MHz}$; $\sigma = 4.642 \text{ S/m}$; $\epsilon_r = 36.451$; $\rho = 1000 \text{ kg/m}^3$

DASY5 Configuration:

- Area Scan Setting: Find Secondary Maximum Within: 2.0 dB and with a peak SAR value greater than 0.0012W/kg
- Electronics: DAE4 Sn1548; Calibrated: 4/15/2020
- Probe: EX3DV4 - SN7500; ConvF(5.35, 5.35, 5.35) @ 5250 MHz; Calibrated: 4/24/2020
- Sensor-Surface: 1.4mm (Mechanical Surface Detection)
- Phantom: Twin-SAM V5.0 (20deg probe tilt); Type: QD000P40CD; Serial: 1629

Head/5.25 GHz, Pin=100mW/Area Scan (7x7x1): Measurement grid: dx=10mm, dy=10mm

Maximum value of SAR (measured) = 15.5 W/kg

Head/5.25 GHz, Pin=100mW/Zoom Scan (8x8x8)/Cube 0: Measurement grid: dx=4mm, dy=4mm, dz=1.4mm

Reference Value = 51.58 V/m; Power Drift = 0.04 dB

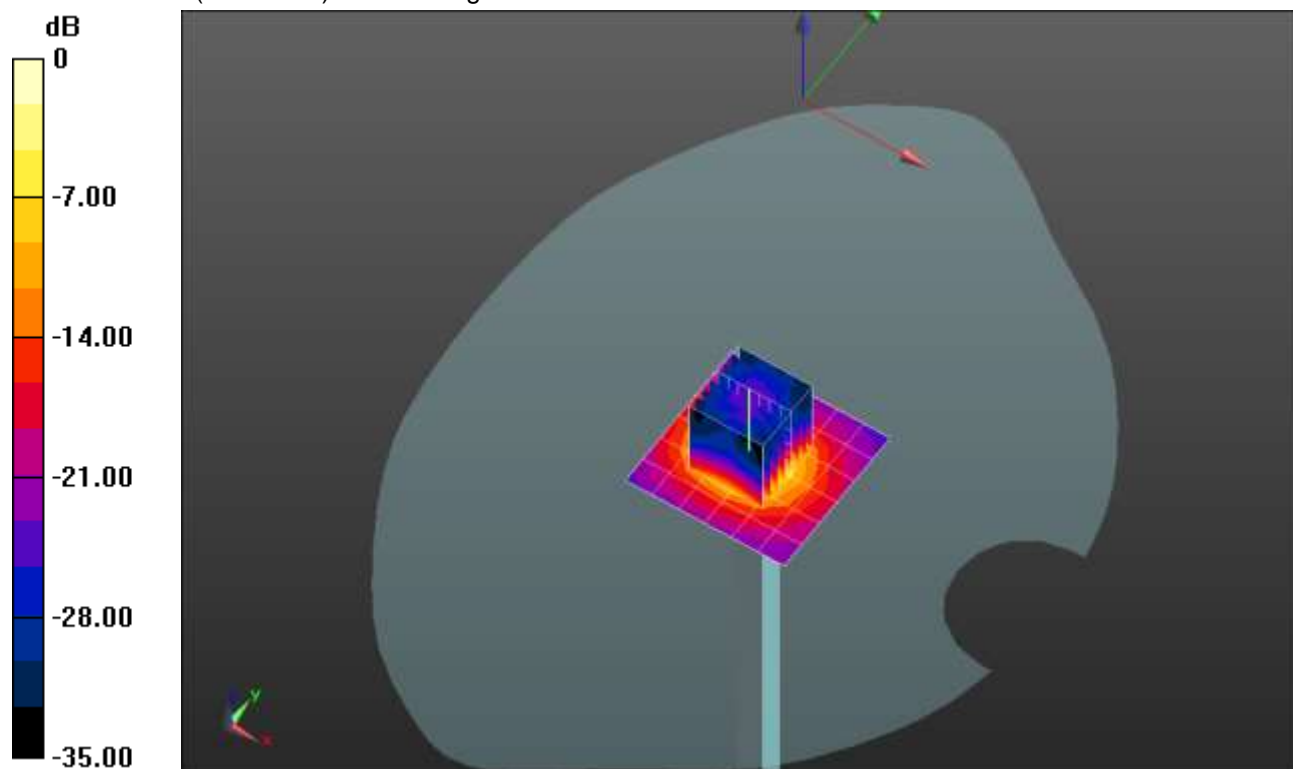
Peak SAR (extrapolated) = 27.8 W/kg

SAR(1 g) = 7.19 W/kg; SAR(10 g) = 2.09 W/kg

Smallest distance from peaks to all points 3 dB below = 6.8 mm

Ratio of SAR at M2 to SAR at M1 = 66.9%

Maximum value of SAR (measured) = 17.1 W/kg

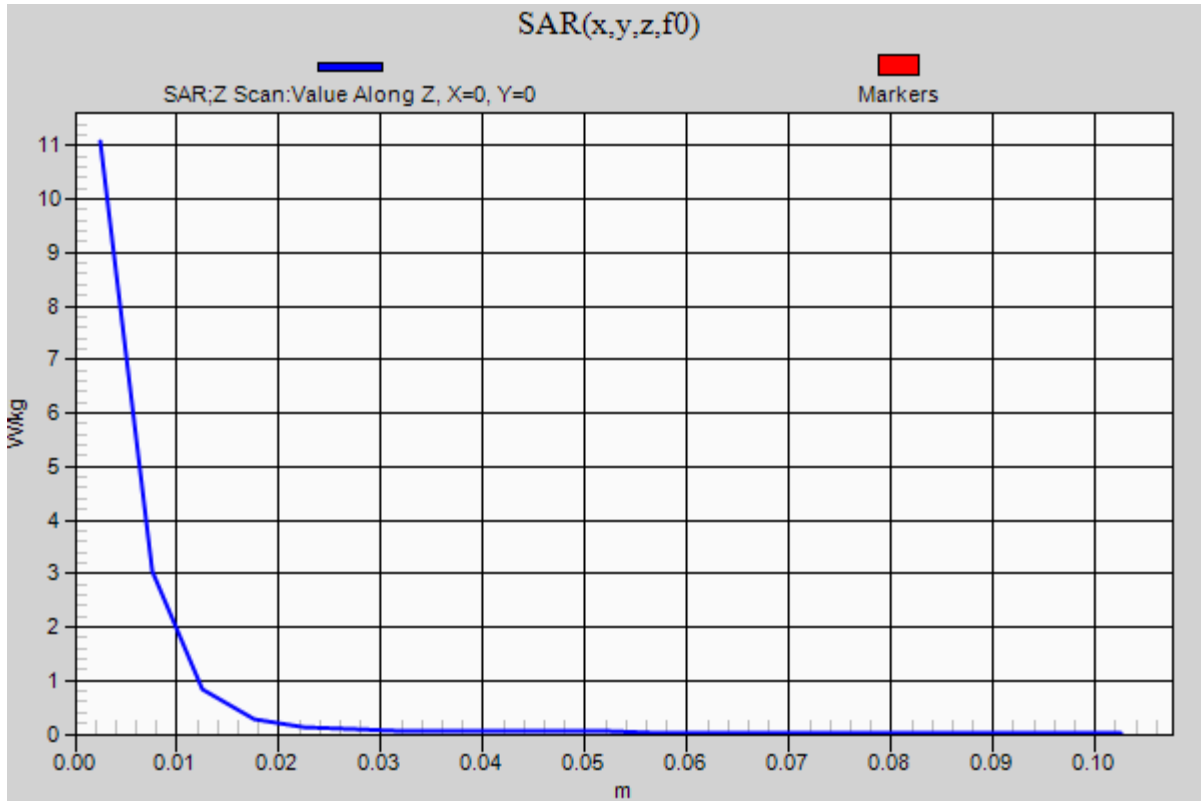


0 dB = 17.1 W/kg = 12.33 dBW/kg

20200910_SystemPerformanceCheck-D5GHzV2 SN 1168

Frequency: 5250 MHz; Duty Cycle: 1:1

Head/5.25 GHz, Pin=100mW/Z Scan (1x1x21): Measurement grid: dx=20mm, dy=20mm, dz=5mm
Maximum value of SAR (measured) = 11.1 W/kg



20200904_SystemPerformanceCheck-D750V3 SN 1071

Frequency: 750 MHz; Duty Cycle: 1:1; Room Ambient Temperature: 24.0°C; Liquid Temperature: 23.0°C
 Medium parameters used: $f = 750 \text{ MHz}$; $\sigma = 0.92 \text{ S/m}$; $\epsilon_r = 42.019$; $\rho = 1000 \text{ kg/m}^3$

DASY5 Configuration:

- Area Scan Setting: Find Secondary Maximum Within: 2.0 dB and with a peak SAR value greater than 0.0012W/kg
- Electronics: DAE4 Sn1380; Calibrated: 8/19/2020
- Probe: EX3DV4 - SN7483; ConvF(10.02, 10.02, 10.02) @ 750 MHz; Calibrated: 11/25/2019
- Sensor-Surface: 2.5mm (Mechanical Surface Detection)
- Phantom: SAM with CRP (Wi-Fi 5 GHz); Type: QD000P40CD; Serial: TP:xxxx

Head/Pin=100 mW/Area Scan (7x7x1): Measurement grid: dx=15mm, dy=15mm

Maximum value of SAR (measured) = 0.987 W/kg

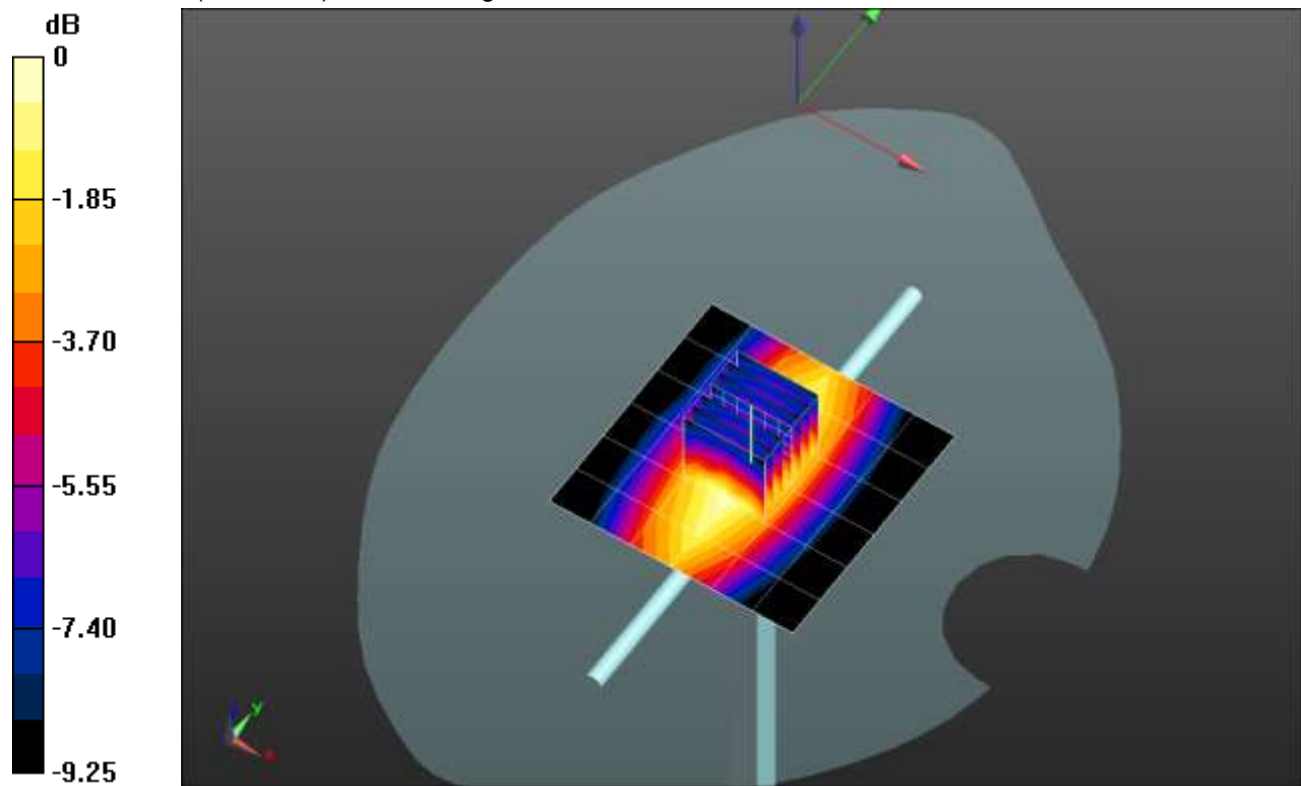
Head/Pin=100 mW/Zoom Scan (7x7x7)/Cube 0: Measurement grid: dx=5mm, dy=5mm, dz=5mm

Reference Value = 31.07 V/m; Power Drift = -0.16 dB

Peak SAR (extrapolated) = 1.13 W/kg

SAR(1 g) = 0.828 W/kg; SAR(10 g) = 0.569 W/kg

Maximum value of SAR (measured) = 0.979 W/kg

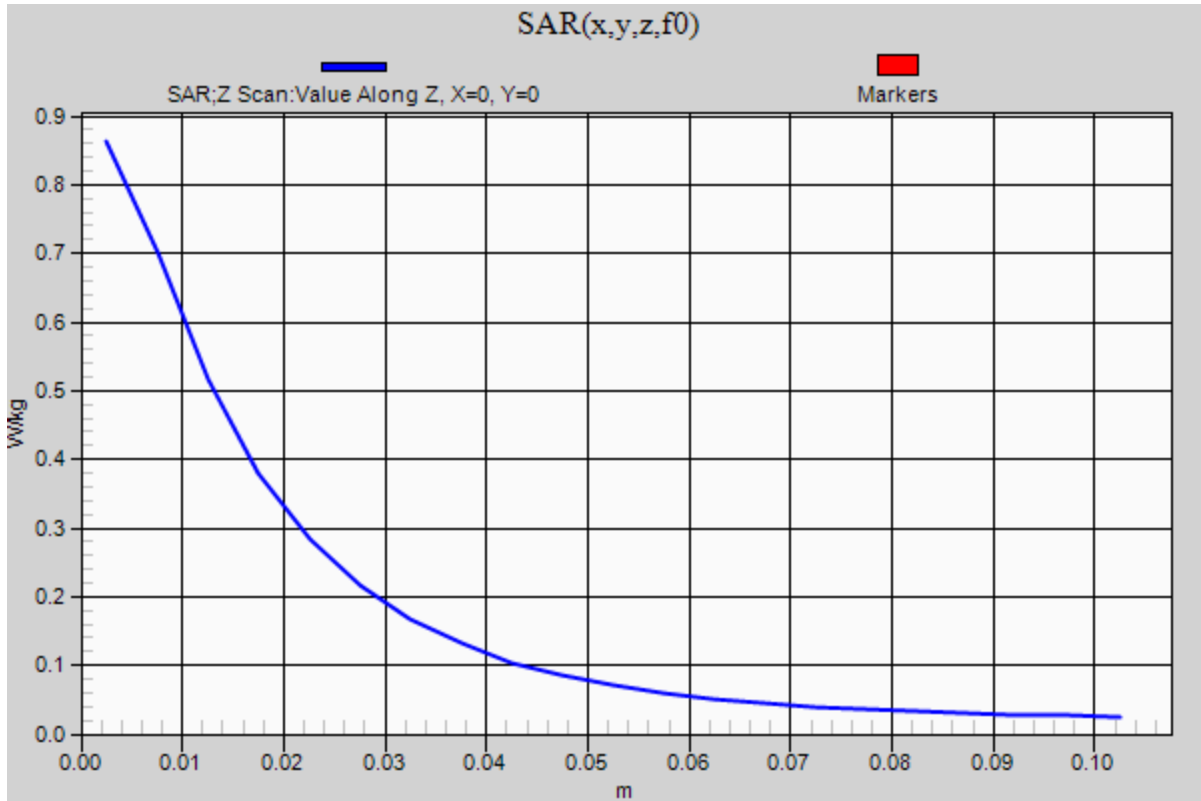


0 dB = 0.979 W/kg = -0.09 dBW/kg

20200904_SystemPerformanceCheck-D750V3 SN 1071

Frequency: 750 MHz; Duty Cycle: 1:1

Head/Pin=100 mW/Z Scan (1x1x21): Measurement grid: dx=20mm, dy=20mm, dz=5mm
Maximum value of SAR (measured) = 0.863 W/kg



20200915_SystemPerformanceCheck-D835V2 SN 4d002

Frequency: 835 MHz; Duty Cycle: 1:1; Room Ambient Temperature: 24.0°C; Liquid Temperature: 23.0°C

Medium parameters used: $f = 835 \text{ MHz}$; $\sigma = 0.955 \text{ S/m}$; $\epsilon_r = 40.718$; $\rho = 1000 \text{ kg/m}^3$

DASY5 Configuration:

- Area Scan Setting: Find Secondary Maximum Within: 2.0 dB and with a peak SAR value greater than 0.0012W/kg
- Electronics: DAE4 Sn1380; Calibrated: 8/19/2020
- Probe: EX3DV4 - SN7335; ConvF(9.51, 9.51, 9.51) @ 835 MHz; Calibrated: 2/21/2020
- Sensor-Surface: 2.5mm (Mechanical Surface Detection)
- Phantom: SAM with CRP (Wi-Fi 5 GHz); Type: QD000P40CD; Serial: TP:xxxx

Head/Pin=100 mW/Area Scan (7x7x1): Measurement grid: dx=15mm, dy=15mm

Maximum value of SAR (measured) = 1.37 W/kg

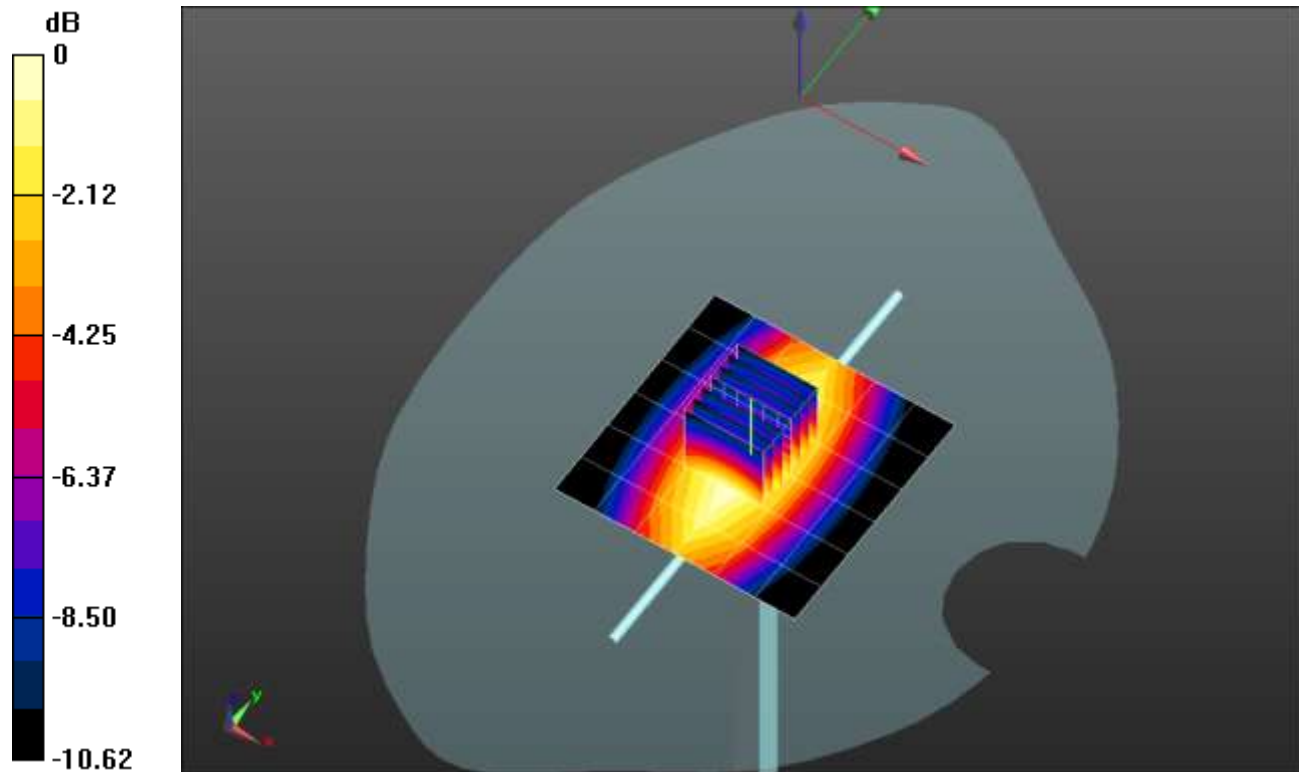
Head/Pin=100 mW/Zoom Scan (7x7x7)/Cube 0: Measurement grid: dx=5mm, dy=5mm, dz=5mm

Reference Value = 37.11 V/m; Power Drift = 0.00 dB

Peak SAR (extrapolated) = 1.56 W/kg

SAR(1 g) = 1.05 W/kg; SAR(10 g) = 0.692 W/kg

Maximum value of SAR (measured) = 1.28 W/kg



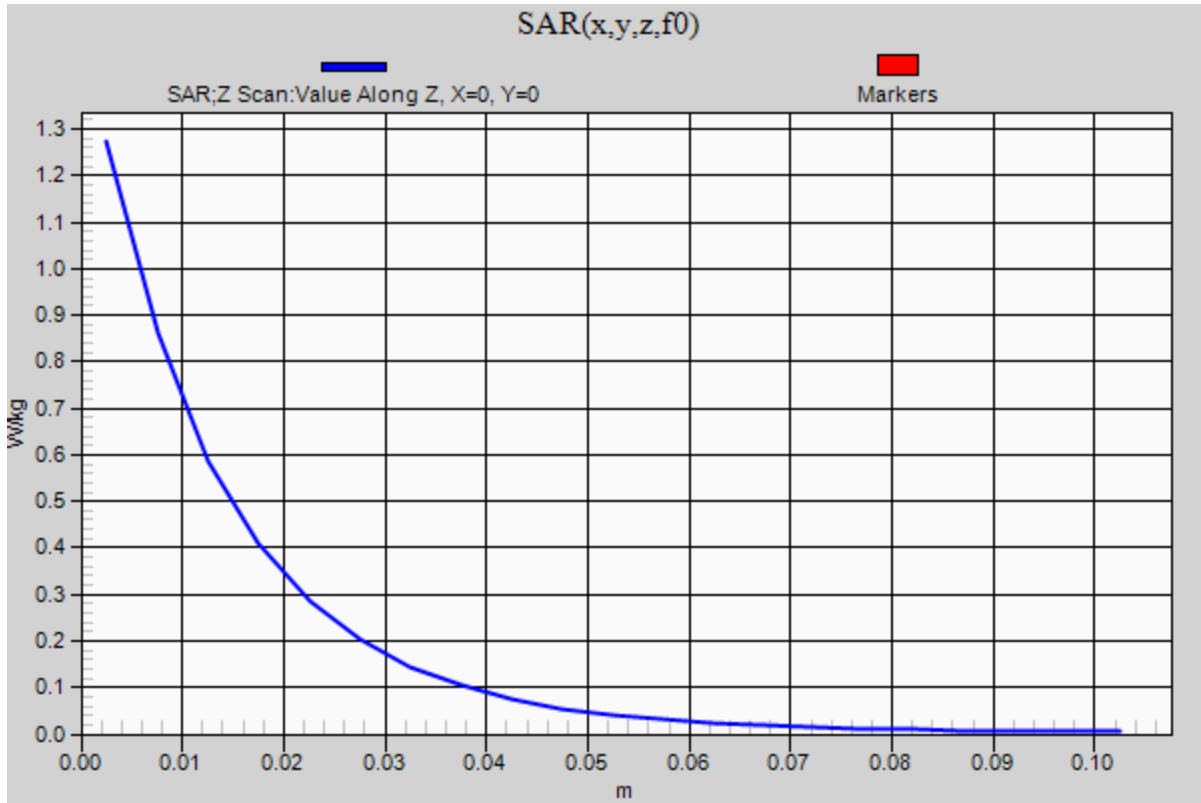
0 dB = 1.28 W/kg = 1.07 dBW/kg

20200915_SystemPerformanceCheck-D835V2 SN 4d002

Frequency: 835 MHz; Duty Cycle: 1:1

Head/Pin=100 mW/Z Scan (1x1x21): Measurement grid: dx=20mm, dy=20mm, dz=5mm

Maximum value of SAR (measured) = 1.27 W/kg



20200914_SystemPerformanceCheck-D2300V2 SN 1058

Frequency: 2300 MHz; Duty Cycle: 1:1; Room Ambient Temperature: 24.0°C; Liquid Temperature: 23.0°C

Medium parameters used: $f = 2300$ MHz; $\sigma = 1.716$ S/m; $\epsilon_r = 38.557$; $\rho = 1000$ kg/m³

DASY5 Configuration:

- Area Scan Setting: Find Secondary Maximum Within: 2.0 dB and with a peak SAR value greater than 0.0012W/kg
- Electronics: DAE4 Sn1472; Calibrated: 3/12/2020
- Probe: EX3DV4 - SN3749; ConvF(7.14, 7.14, 7.14) @ 2300 MHz; Calibrated: 1/23/2020
- Sensor-Surface: 2.5mm (Mechanical Surface Detection)
- Phantom: Twin-SAM V8.0 (20deg probe tilt); Type: QD 000 P41 AA; Serial: 1957

Head/Pin=100 mW/Area Scan (8x8x1): Measurement grid: dx=12mm, dy=12mm

Maximum value of SAR (measured) = 6.05 W/kg

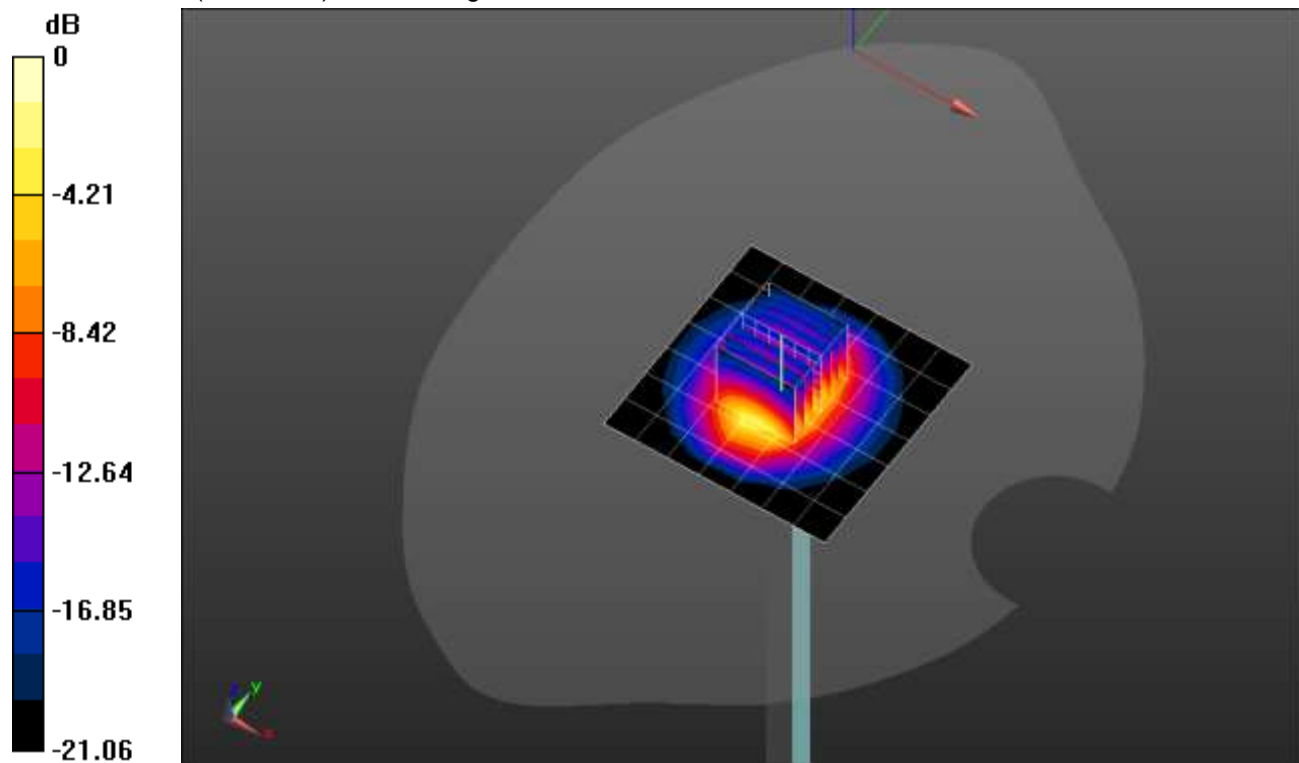
Head/Pin=100 mW/Zoom Scan (7x7x7)/Cube 0: Measurement grid: dx=5mm, dy=5mm, dz=5mm

Reference Value = 65.96 V/m; Power Drift = -0.04 dB

Peak SAR (extrapolated) = 10.6 W/kg

SAR(1 g) = 5.19 W/kg; SAR(10 g) = 2.47 W/kg

Maximum value of SAR (measured) = 7.31 W/kg

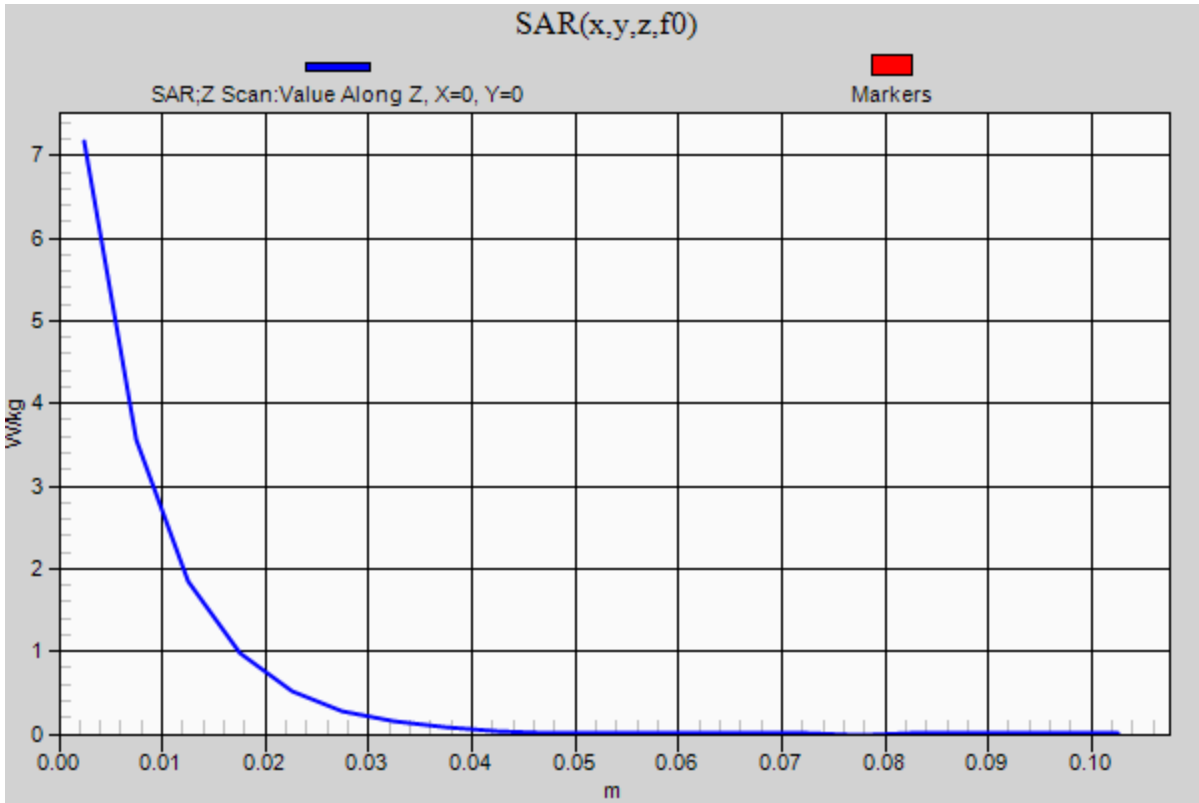


0 dB = 7.31 W/kg = 8.64 dBW/kg

20200914_SystemPerformanceCheck-D2300V2 SN 1058

Frequency: 2300 MHz; Duty Cycle: 1:1

Head/Pin=100 mW/Z Scan (1x1x21): Measurement grid: dx=20mm, dy=20mm, dz=5mm
Maximum value of SAR (measured) = 7.17 W/kg



20200917_SystemPerformanceCheck-D1750V2 SN 1053

Frequency: 1750 MHz; Duty Cycle: 1:1; Room Ambient Temperature: 24.0°C; Liquid Temperature: 23.0°C

Medium parameters used: $f = 1750$ MHz; $\sigma = 1.243$ S/m; $\epsilon_r = 38.715$; $\rho = 1000$ kg/m³

DASY5 Configuration:

- Area Scan Setting: Find Secondary Maximum Within: 2.0 dB and with a peak SAR value greater than 0.0012W/kg
- Electronics: DAE4 Sn1472; Calibrated: 3/12/2020
- Probe: EX3DV4 - SN3749; ConvF(7.83, 7.83, 7.83) @ 1750 MHz; Calibrated: 1/23/2020
- Sensor-Surface: 2.5mm (Mechanical Surface Detection)
- Phantom: Twin-SAM V8.0 (20deg probe tilt); Type: QD 000 P41 AA; Serial: 1957

Head/Pin=100 mW/Area Scan (7x7x1): Measurement grid: dx=15mm, dy=15mm

Maximum value of SAR (measured) = 4.53 W/kg

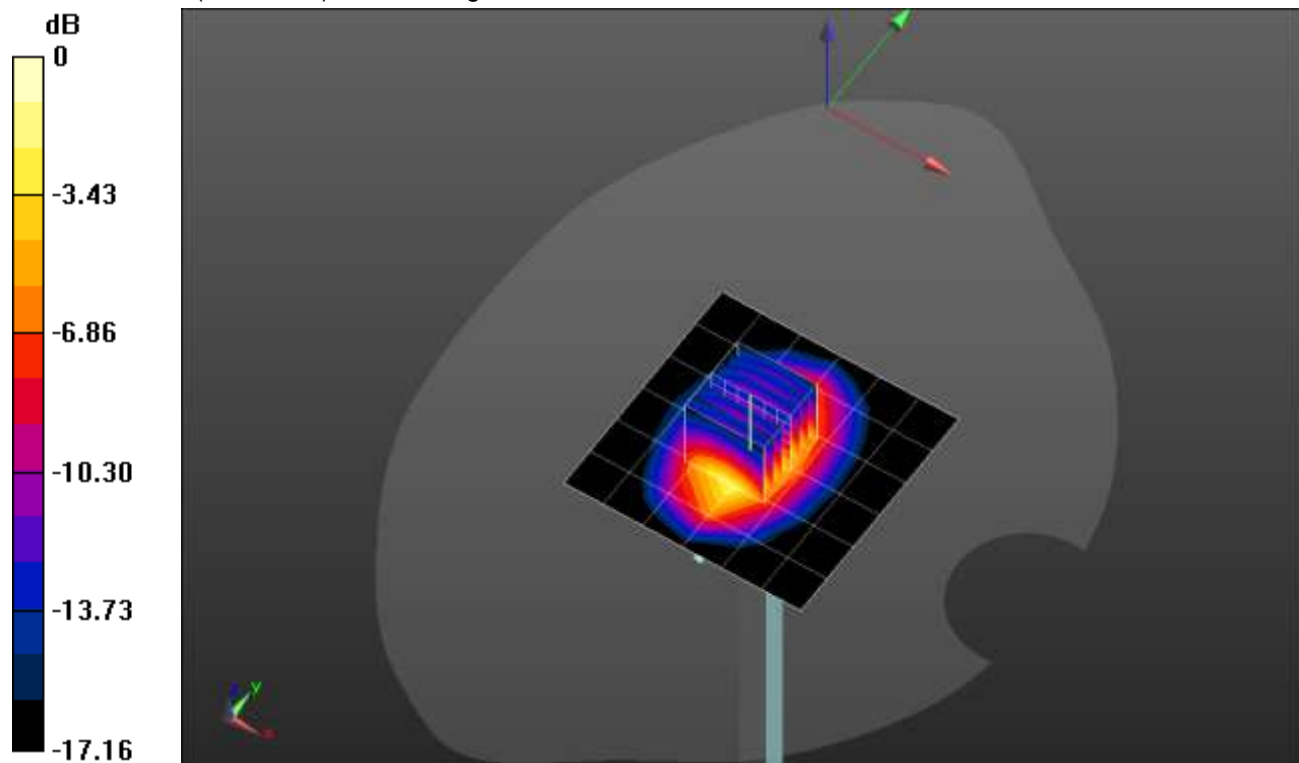
Head/Pin=100 mW/Zoom Scan (7x7x7)/Cube 0: Measurement grid: dx=5mm, dy=5mm, dz=5mm

Reference Value = 61.11 V/m; Power Drift = 0.07 dB

Peak SAR (extrapolated) = 6.49 W/kg

SAR(1 g) = 3.5 W/kg; SAR(10 g) = 1.85 W/kg

Maximum value of SAR (measured) = 4.72 W/kg

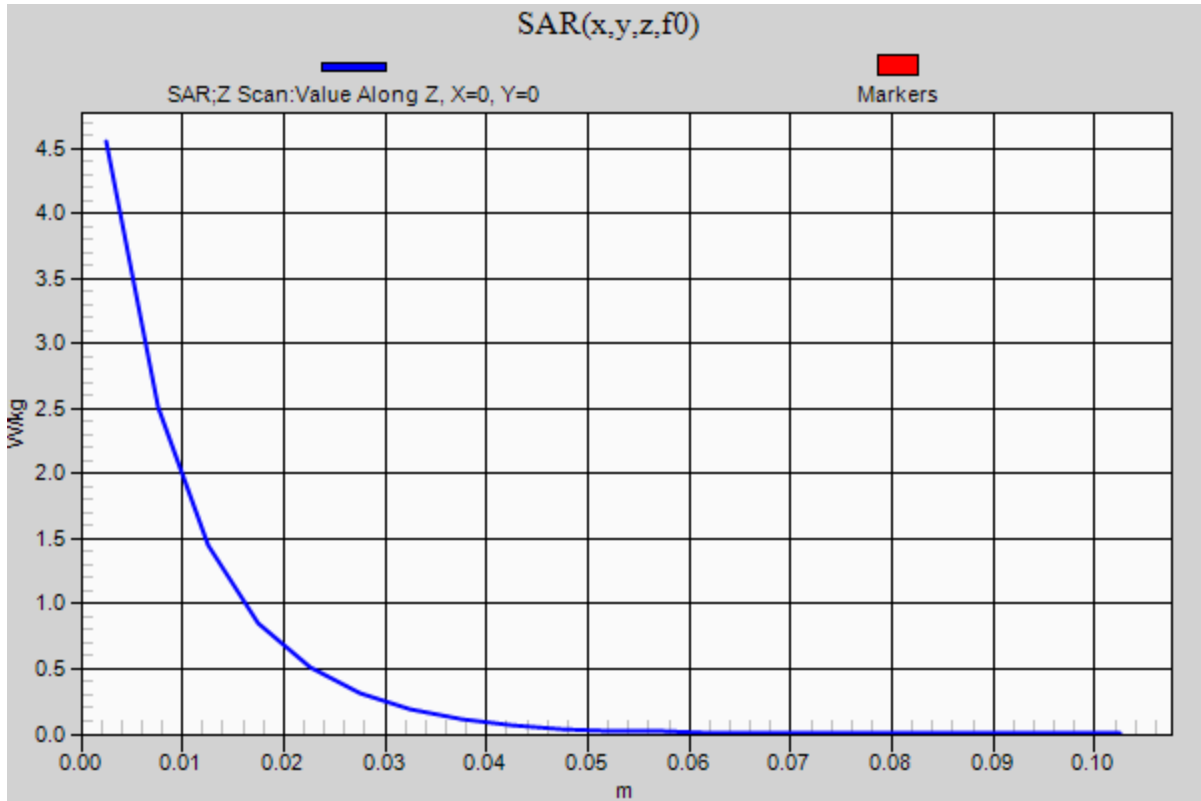


0 dB = 4.72 W/kg = 6.74 dBW/kg

20200917_SystemPerformanceCheck-D1750V2 SN 1053

Frequency: 1750 MHz; Duty Cycle: 1:1

Head/Pin=100 mW/Z Scan (1x1x21): Measurement grid: dx=20mm, dy=20mm, dz=5mm
Maximum value of SAR (measured) = 4.56 W/kg



20200923_SystemPerformanceCheck-D750V3 SN 1071

Frequency: 750 MHz; Duty Cycle: 1:1; Room Ambient Temperature: 24.0°C; Liquid Temperature: 23.0°C
 Medium parameters used: $f = 750 \text{ MHz}$; $\sigma = 0.908 \text{ S/m}$; $\epsilon_r = 41.134$; $\rho = 1000 \text{ kg/m}^3$

DASY5 Configuration:

- Area Scan Setting: Find Secondary Maximum Within: 2.0 dB and with a peak SAR value greater than 0.0012W/kg
- Electronics: DAE4 Sn1472; Calibrated: 3/12/2020
- Probe: EX3DV4 - SN3749; ConvF(9.48, 9.48, 9.48) @ 750 MHz; Calibrated: 1/23/2020
- Sensor-Surface: 2.5mm (Mechanical Surface Detection)
- Phantom: Twin-SAM V8.0 (20deg probe tilt); Type: QD 000 P41 AA; Serial: 1957

Head/Pin=100 mW/Area Scan (7x7x1): Measurement grid: dx=15mm, dy=15mm

Maximum value of SAR (measured) = 1.00 W/kg

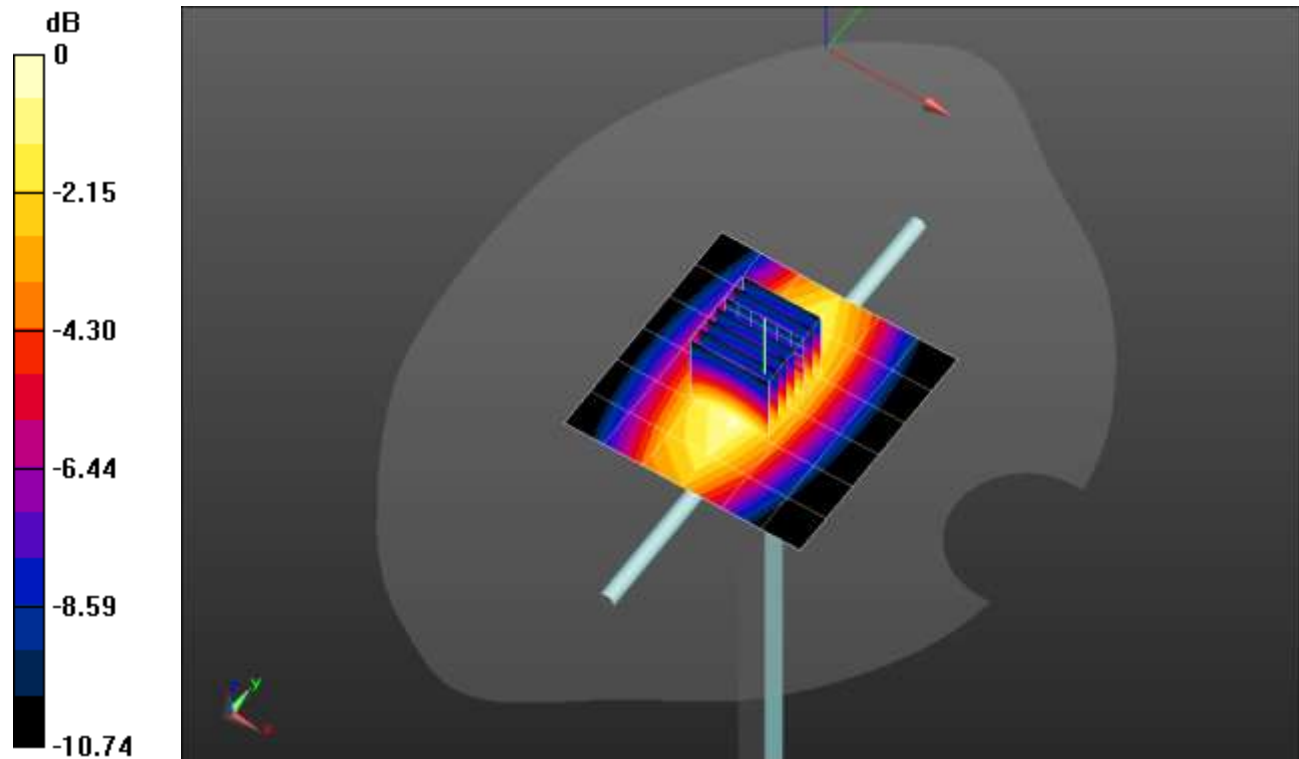
Head/Pin=100 mW/Zoom Scan (7x7x7)/Cube 0: Measurement grid: dx=5mm, dy=5mm, dz=5mm

Reference Value = 33.79 V/m; Power Drift = -0.09 dB

Peak SAR (extrapolated) = 1.26 W/kg

SAR(1 g) = 0.828 W/kg; SAR(10 g) = 0.539 W/kg

Maximum value of SAR (measured) = 1.01 W/kg



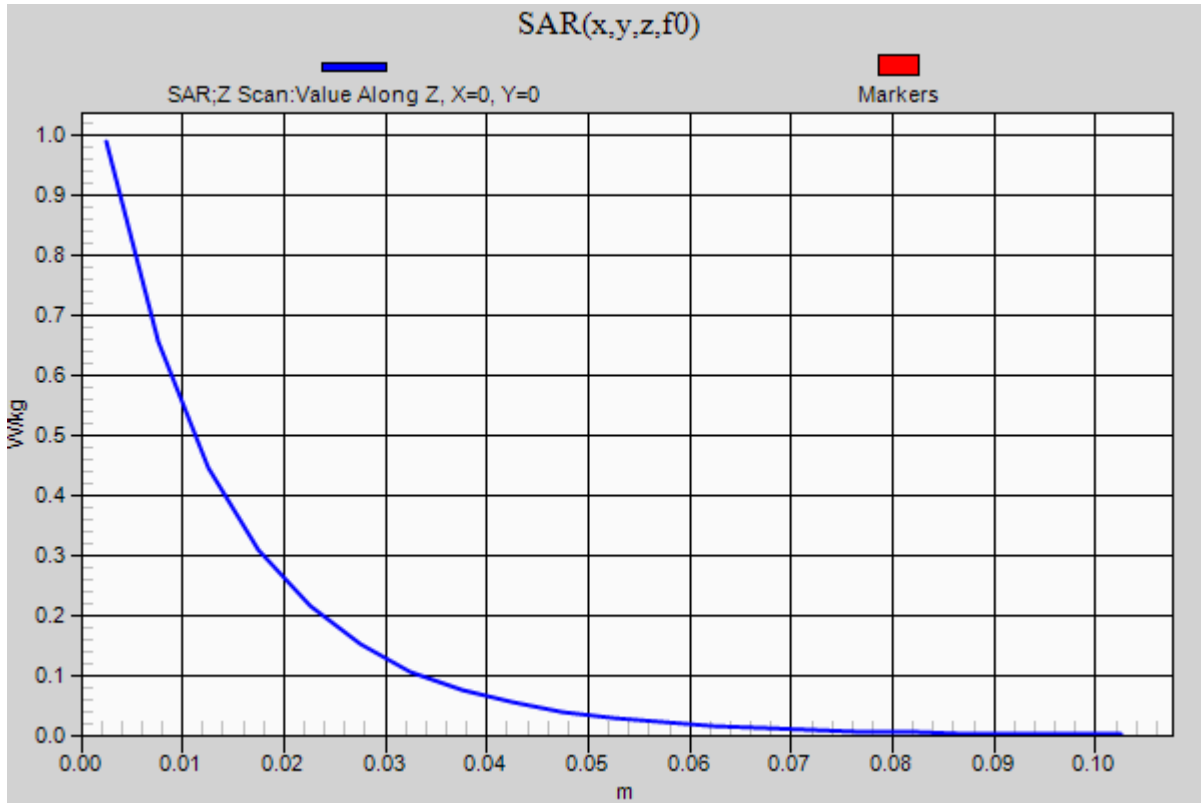
0 dB = 1.01 W/kg = 0.04 dBW/kg

20200923_SystemPerformanceCheck-D750V3 SN 1071

Frequency: 750 MHz; Duty Cycle: 1:1

Head/Pin=100 mW/Z Scan (1x1x21): Measurement grid: dx=20mm, dy=20mm, dz=5mm

Maximum value of SAR (measured) = 0.988 W/kg



20200918_SystemPerformanceCheck-D2600V2 SN 1006

Frequency: 2600 MHz; Duty Cycle: 1:1; Room Ambient Temperature: 24.0°C; Liquid Temperature: 23.0°C

Medium parameters used: $f = 2600$ MHz; $\sigma = 1.97$ S/m; $\epsilon_r = 37.947$; $\rho = 1000$ kg/m³

DASY5 Configuration:

- Area Scan Setting: Find Secondary Maximum Within: 2.0 dB and with a peak SAR value greater than 0.0012W/kg
- Electronics: DAE4 Sn1546; Calibrated: 5/12/2020
- Probe: EX3DV4 - SN7501; ConvF(7.56, 7.56, 7.56) @ 2600 MHz; Calibrated: 5/15/2020
- Sensor-Surface: 2.5mm (Mechanical Surface Detection)
- Phantom: Twin-SAM V8.0 (30deg probe tilt); Type: QD 000 P41 Ax; Serial: xxxx

Head/Pin=100 mW/Area Scan (8x8x1): Measurement grid: dx=12mm, dy=12mm

Maximum value of SAR (measured) = 7.34 W/kg

Head/Pin=100 mW/Zoom Scan (7x7x7)/Cube 0: Measurement grid: dx=5mm, dy=5mm, dz=5mm

Reference Value = 65.20 V/m; Power Drift = 0.08 dB

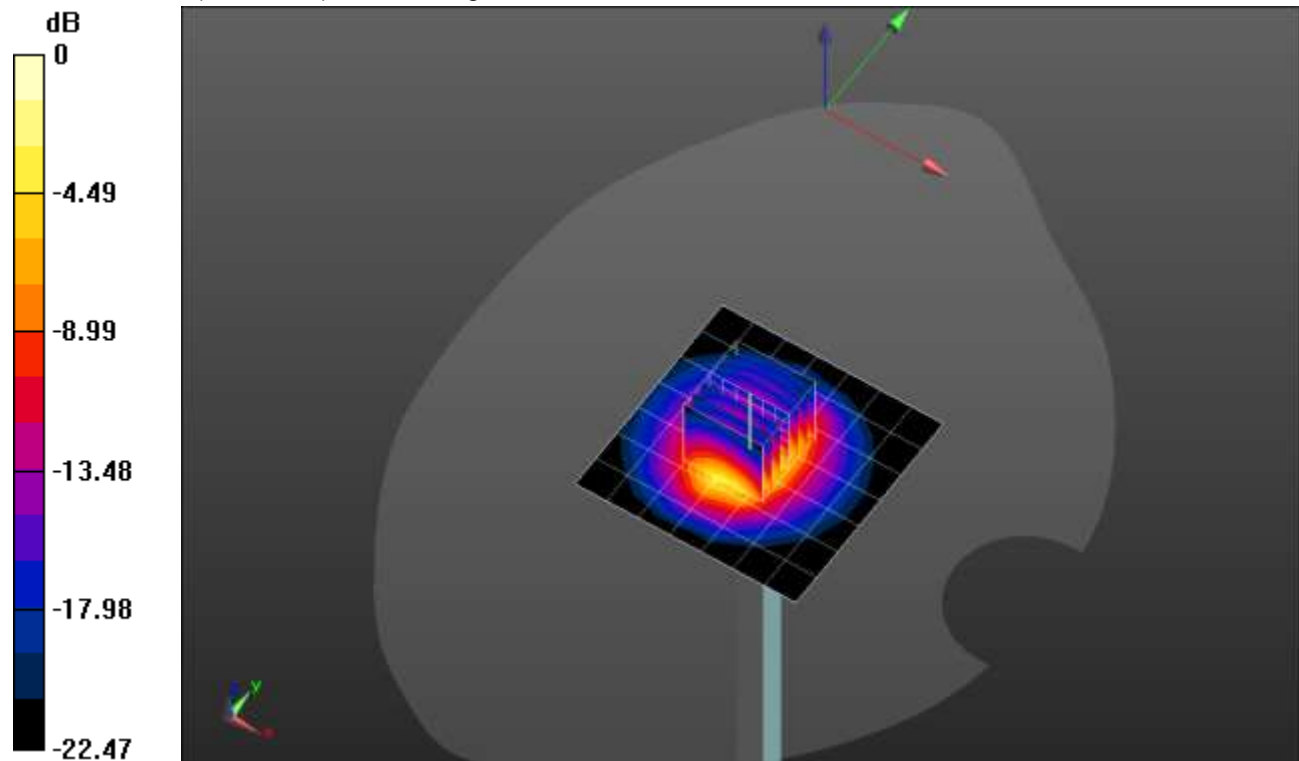
Peak SAR (extrapolated) = 12.8 W/kg

SAR(1 g) = 5.99 W/kg; SAR(10 g) = 2.69 W/kg

Smallest distance from peaks to all points 3 dB below = 9 mm

Ratio of SAR at M2 to SAR at M1 = 48.1%

Maximum value of SAR (measured) = 8.63 W/kg



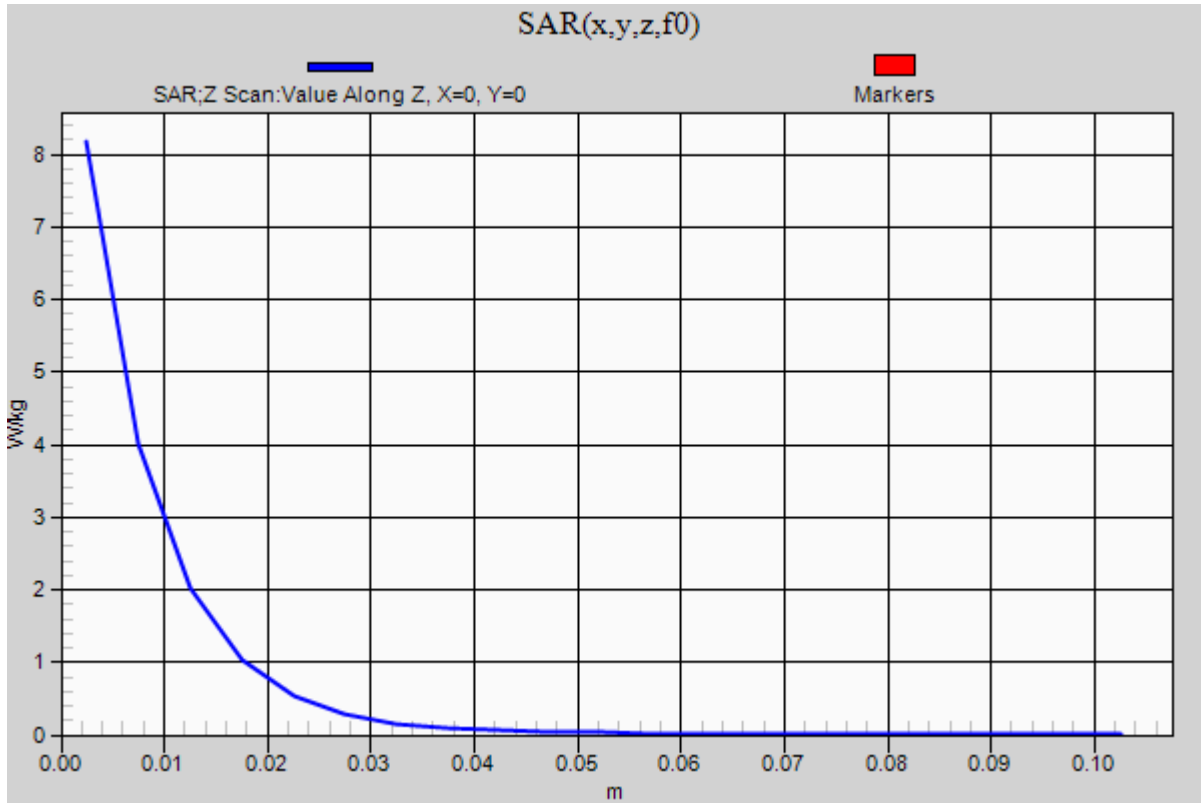
0 dB = 8.63 W/kg = 9.36 dBW/kg

20200918_SystemPerformanceCheck-D2600V2 SN 1006

Frequency: 2600 MHz; Duty Cycle: 1:1

Head/Pin=100 mW/Z Scan (1x1x21): Measurement grid: dx=20mm, dy=20mm, dz=5mm

Maximum value of SAR (measured) = 8.17 W/kg



20200904_SystemPerformanceCheck-D1900V2 SN 5d163

Frequency: 1900 MHz; Duty Cycle: 1:1; Room Ambient Temperature: 24.0°C; Liquid Temperature: 23.0°C

Medium parameters used: $f = 1900$ MHz; $\sigma = 1.436$ S/m; $\epsilon_r = 38.539$; $\rho = 1000$ kg/m³

DASY5 Configuration:

- Area Scan Setting: Find Secondary Maximum Within: 2.0 dB and with a peak SAR value greater than 0.0012W/kg
- Electronics: DAE4 Sn1547; Calibrated: 5/15/2020
- Probe: EX3DV4 - SN7356; ConvF(8.84, 8.84, 8.84) @ 1900 MHz; Calibrated: 4/23/2020
- Sensor-Surface: 2.5mm (Mechanical Surface Detection)
- Phantom: SAM with CRP; Type: SAM;

Head/Pin=100 mW/Area Scan (7x7x1): Measurement grid: dx=15mm, dy=15mm

Maximum value of SAR (measured) = 6.08 W/kg

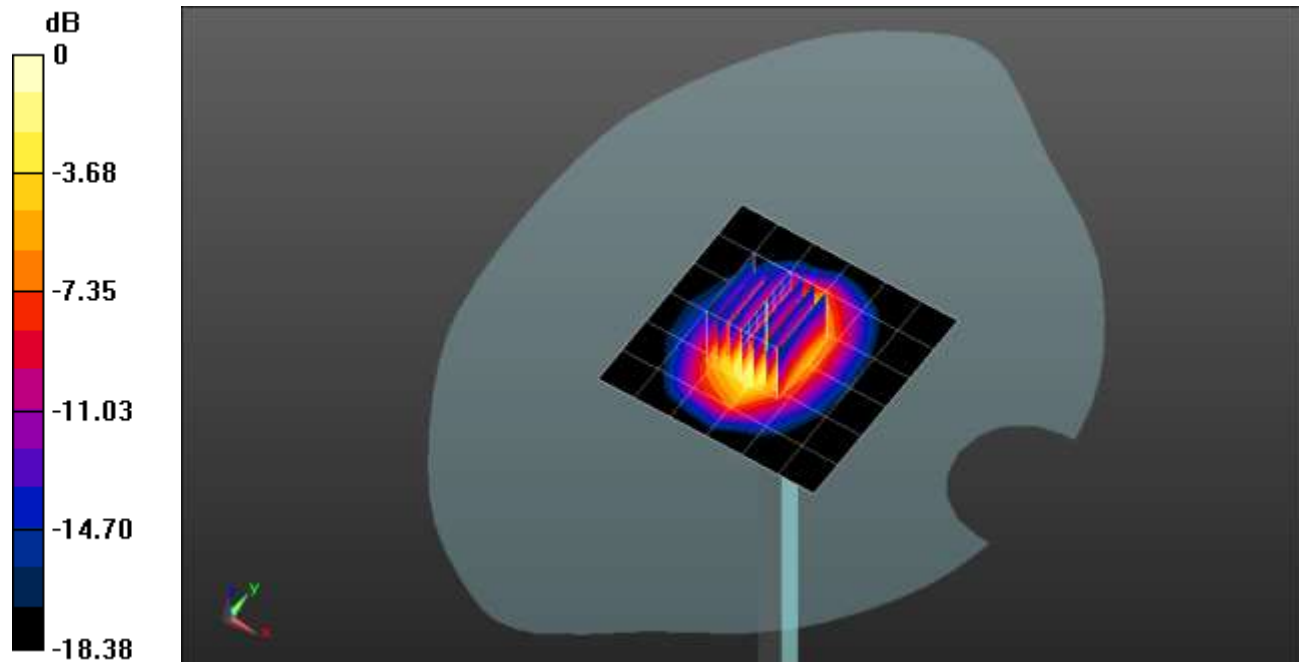
Head/Pin=100 mW/Zoom Scan (7x7x7)/Cube 0: Measurement grid: dx=5mm, dy=5mm, dz=5mm

Reference Value = 62.61 V/m; Power Drift = 0.03 dB

Peak SAR (extrapolated) = 8.20 W/kg

SAR(1 g) = 4.37 W/kg; SAR(10 g) = 2.26 W/kg

Maximum value of SAR (measured) = 5.89 W/kg



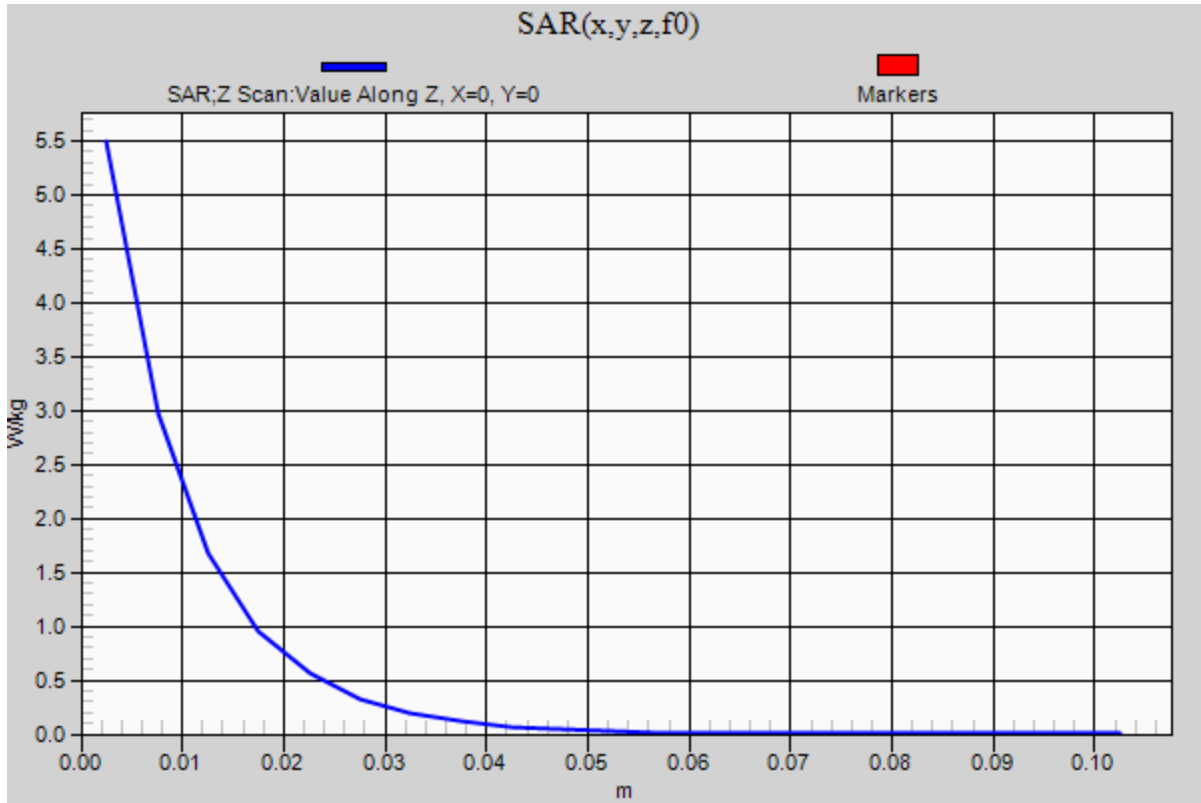
0 dB = 5.89 W/kg = 7.70 dBW/kg

20200904_SystemPerformanceCheck-D1900V2 SN 5d163

Frequency: 1900 MHz; Duty Cycle: 1:1

Head/Pin=100 mW/Z Scan (1x1x21): Measurement grid: dx=20mm, dy=20mm, dz=5mm

Maximum value of SAR (measured) = 5.50 W/kg



2020-09-02_SystemPerformanceCheck-D2300V2 SN 1058

Frequency: 2300 MHz; Duty Cycle: 1:1; Room Ambient Temperature: 24.0°C; Liquid Temperature: 23.0°C
 Medium parameters used: $f = 2300$ MHz; $\sigma = 1.693$ S/m; $\epsilon_r = 38.558$; $\rho = 1000$ kg/m³

DASY5 Configuration:

- Area Scan Setting: Find Secondary Maximum Within: 2.0 dB and with a peak SAR value greater than 0.0012W/kg
- Electronics: DAE4 Sn1540; Calibrated: 2/21/2020
- Probe: EX3DV4 - SN7482; ConvF(7.39, 7.39, 7.39) @ 2300 MHz; Calibrated: 7/27/2020
- Sensor-Surface: 2.5mm (Mechanical Surface Detection)
- Phantom: Twin-SAM V5.0 (30deg probe tilt); Type: QD 000 P40 CD; Serial: 1831

Head/Pin=100 mW/Area Scan (8x8x1): Measurement grid: dx=12mm, dy=12mm

Maximum value of SAR (measured) = 6.13 W/kg

Head/Pin=100 mW/Zoom Scan (7x7x7)/Cube 0: Measurement grid: dx=5mm, dy=5mm, dz=5mm

Reference Value = 66.70 V/m; Power Drift = -0.10 dB

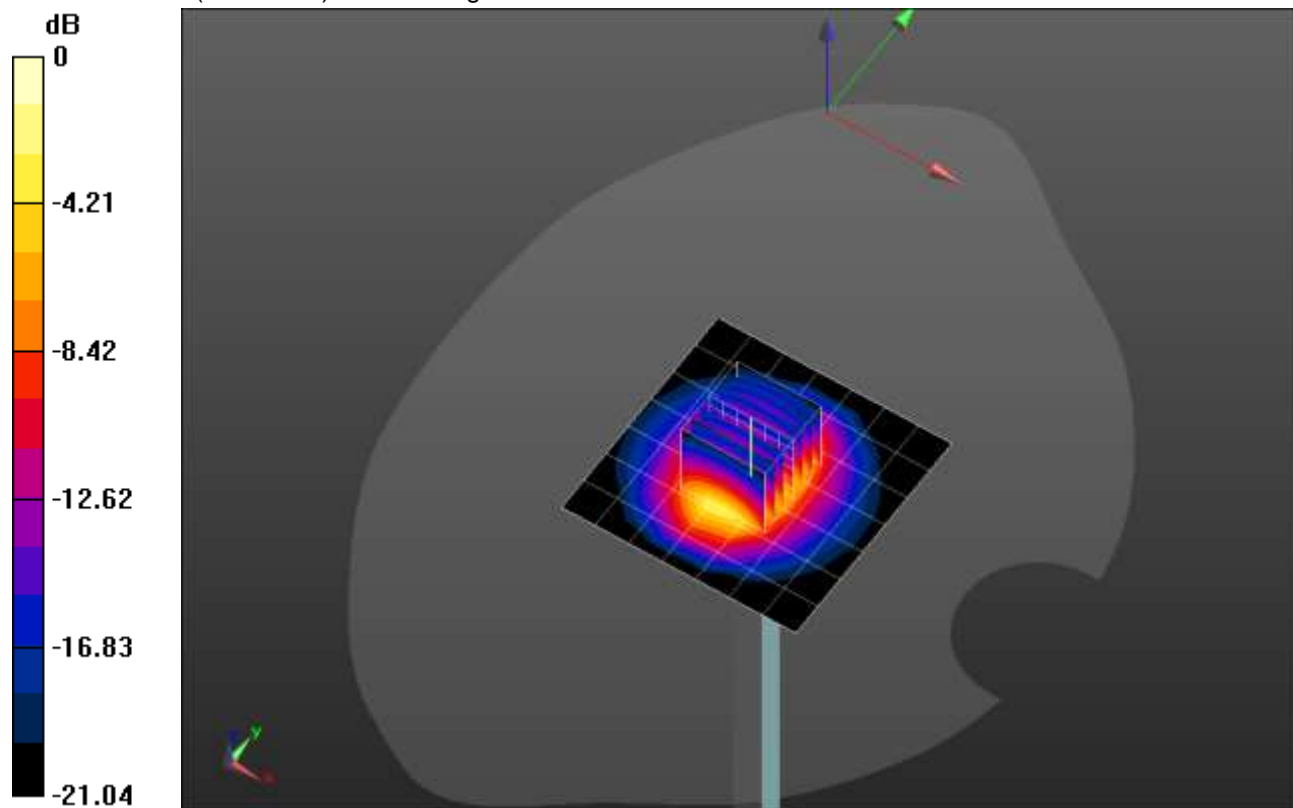
Peak SAR (extrapolated) = 10.7 W/kg

SAR(1 g) = 5.15 W/kg; SAR(10 g) = 2.44 W/kg

Smallest distance from peaks to all points 3 dB below = 10 mm

Ratio of SAR at M2 to SAR at M1 = 48.9%

Maximum value of SAR (measured) = 7.31 W/kg

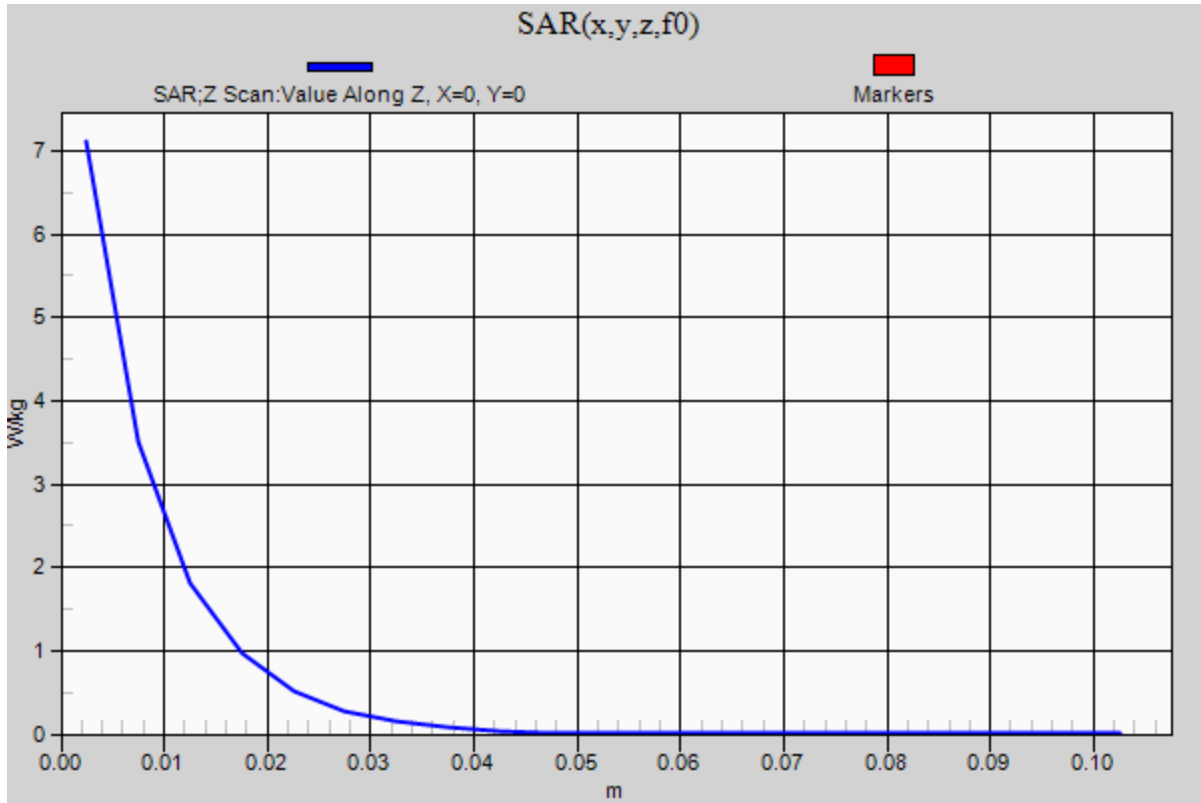


0 dB = 7.31 W/kg = 8.64 dBW/kg

2020-09-02_SystemPerformanceCheck-D2300V2 SN 1058

Frequency: 2300 MHz; Duty Cycle: 1:1

Head/Pin=100 mW/Z Scan (1x1x21): Measurement grid: dx=20mm, dy=20mm, dz=5mm
Maximum value of SAR (measured) = 7.11 W/kg



2020-09-11_SystemPerformanceCheck-D835V2 SN 4d142

Frequency: 835 MHz; Duty Cycle: 1:1; Room Ambient Temperature: 24.0°C; Liquid Temperature: 23.0°C
Medium parameters used: $f = 835 \text{ MHz}$; $\sigma = 0.938 \text{ S/m}$; $\epsilon_r = 39.905$; $\rho = 1000 \text{ kg/m}^3$

DASY5 Configuration:

- Area Scan Setting: Find Secondary Maximum Within: 2.0 dB and with a peak SAR value greater than 0.0012W/kg
- Electronics: DAE4 Sn1540; Calibrated: 2/21/2020
- Probe: EX3DV4 - SN7482; ConvF(8.97, 8.97, 8.97) @ 835 MHz; Calibrated: 7/27/2020
- Sensor-Surface: 2.5mm (Mechanical Surface Detection)
- Phantom: Twin-SAM V5.0 (30deg probe tilt); Type: QD 000 P40 CD; Serial: 1831

Head/Pin=100 mW/Area Scan (7x7x1): Measurement grid: dx=15mm, dy=15mm

Maximum value of SAR (measured) = 1.27 W/kg

Head/Pin=100 mW/Zoom Scan (7x7x7)/Cube 0: Measurement grid: dx=5mm, dy=5mm, dz=5mm

Reference Value = 37.64 V/m; Power Drift = -0.15 dB

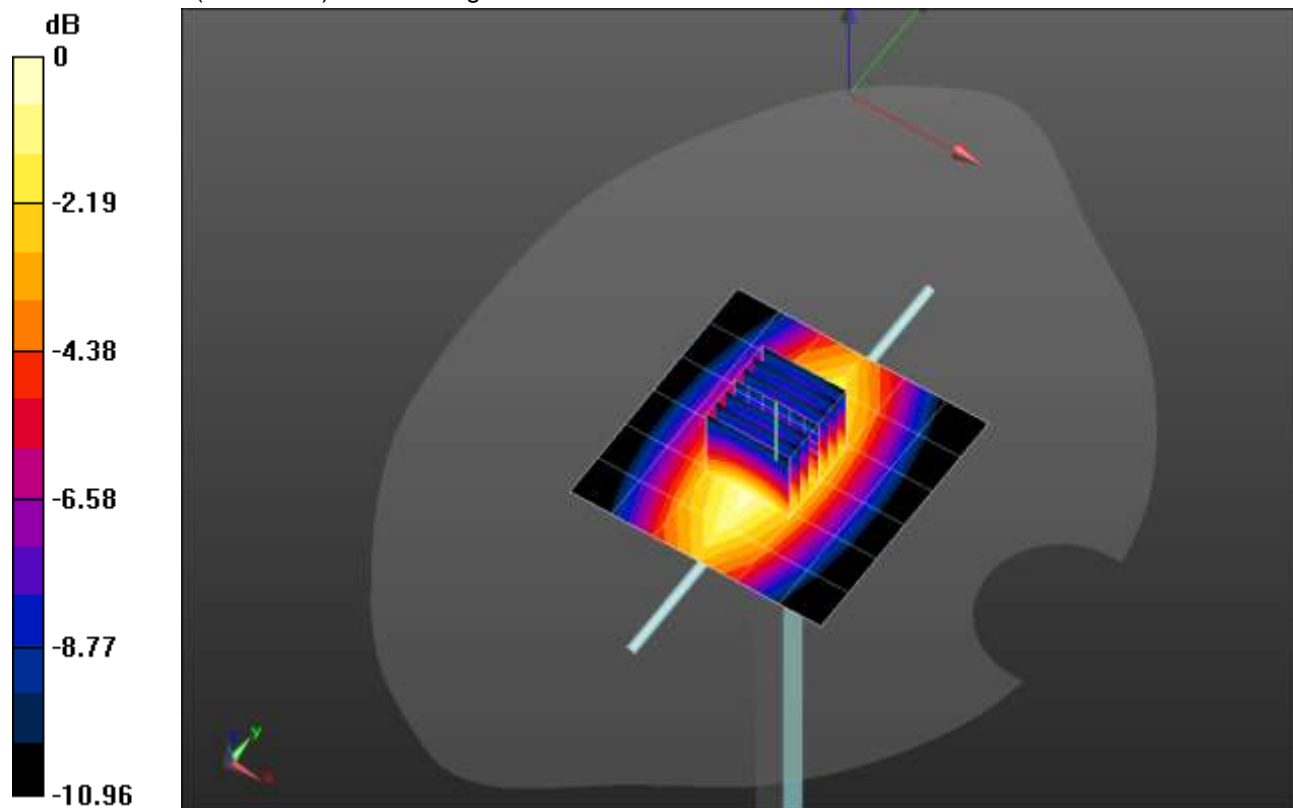
Peak SAR (extrapolated) = 1.57 W/kg

SAR(1 g) = 1.02 W/kg; SAR(10 g) = 0.660 W/kg

Smallest distance from peaks to all points 3 dB below = 21.9 mm

Ratio of SAR at M2 to SAR at M1 = 65.4%

Maximum value of SAR (measured) = 1.25 W/kg



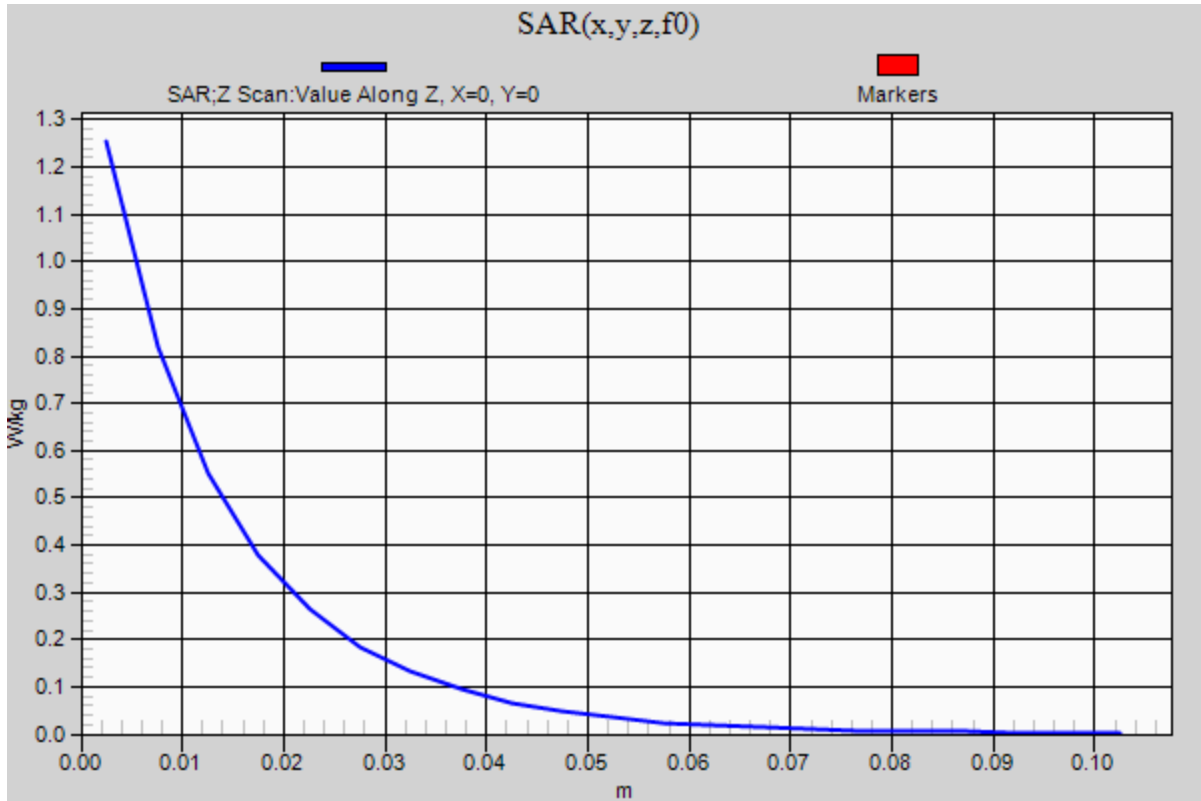
0 dB = 1.25 W/kg = 0.97 dBW/kg

2020-09-11_SystemPerformanceCheck-D835V2 SN 4d142

Frequency: 835 MHz; Duty Cycle: 1:1

Head/Pin=100 mW/Z Scan (1x1x21): Measurement grid: dx=20mm, dy=20mm, dz=5mm

Maximum value of SAR (measured) = 1.25 W/kg



20200824_SystemPerformanceCheck-D750V3 SN 1071

Frequency: 750 MHz; Duty Cycle: 1:1; Room Ambient Temperature: 24.0°C; Liquid Temperature: 23.0°C
 Medium parameters used: $f = 750 \text{ MHz}$; $\sigma = 0.908 \text{ S/m}$; $\epsilon_r = 39.866$; $\rho = 1000 \text{ kg/m}^3$

DASY5 Configuration:

- Area Scan Setting: Find Secondary Maximum Within: 2.0 dB and with a peak SAR value greater than 0.0012W/kg
- Electronics: DAE4 Sn1259; Calibrated: 7/16/2020
- Probe: EX3DV4 - SN3772; ConvF(9.59, 9.59, 9.59) @ 750 MHz; Calibrated: 2/21/2020
- Sensor-Surface: 2.5mm (Mechanical Surface Detection)
- Phantom: SAM with CRP v5.0; Type: QD000P40CD; Serial: TP:xxxx

Head/Pin=100 mW/Area Scan (7x7x1): Measurement grid: dx=15mm, dy=15mm

Maximum value of SAR (measured) = 0.974 W/kg

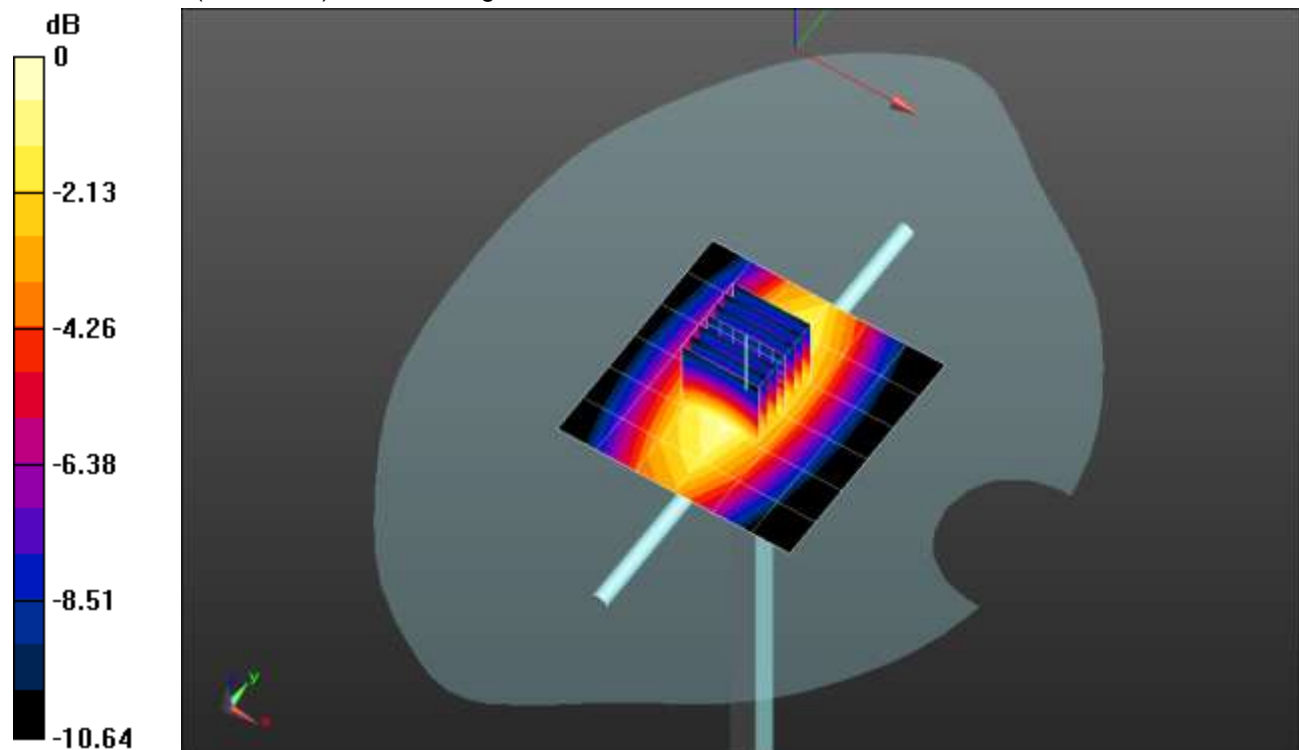
Head/Pin=100 mW/Zoom Scan (7x7x7)/Cube 0: Measurement grid: dx=5mm, dy=5mm, dz=5mm

Reference Value = 32.71 V/m; Power Drift = 0.03 dB

Peak SAR (extrapolated) = 1.22 W/kg

SAR(1 g) = 0.804 W/kg; SAR(10 g) = 0.526 W/kg

Maximum value of SAR (measured) = 0.982 W/kg

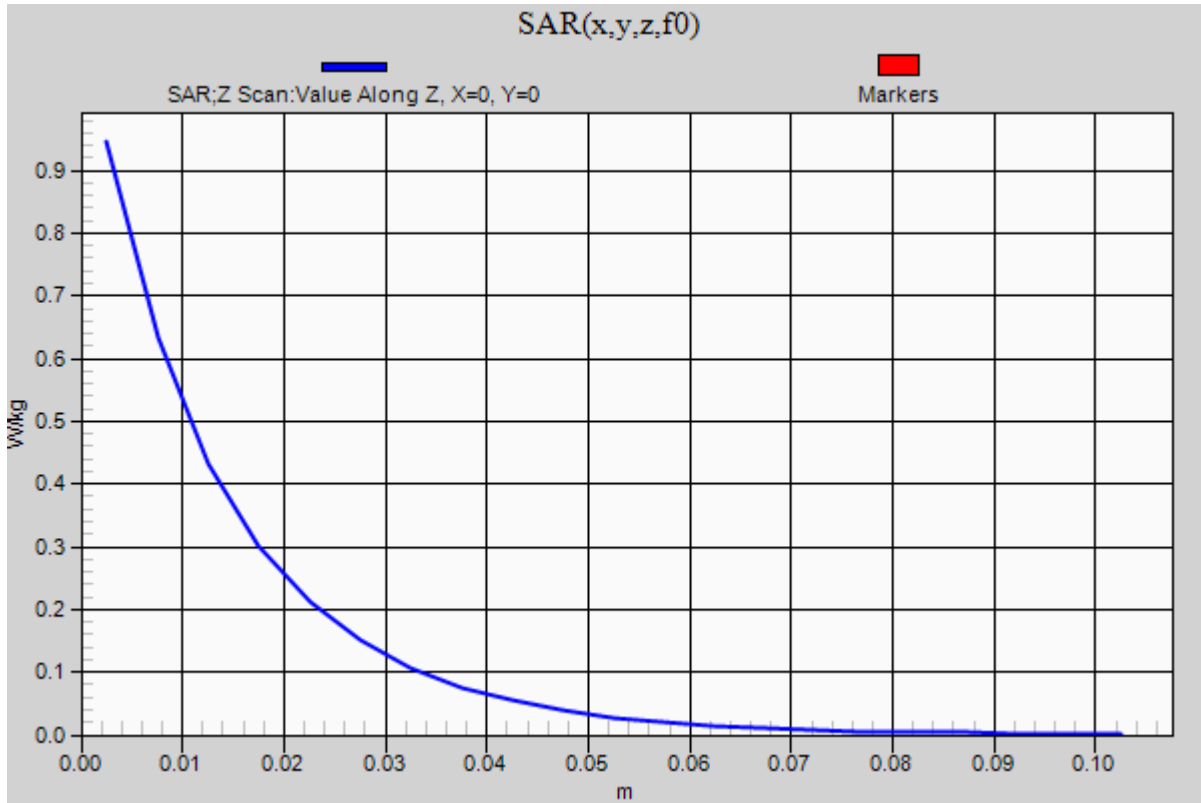


0 dB = 0.982 W/kg = -0.08 dBW/kg

20200824_SystemPerformanceCheck-D750V3 SN 1071

Frequency: 750 MHz; Duty Cycle: 1:1

Head/Pin=100 mW/Z Scan (1x1x21): Measurement grid: dx=20mm, dy=20mm, dz=5mm
Maximum value of SAR (measured) = 0.946 W/kg



2020-09-05_SystemPerformanceCheck-D1900V2 SN 5d043

Frequency: 1900 MHz; Duty Cycle: 1:1; Room Ambient Temperature: 24.0°C; Liquid Temperature: 23.0°C

Medium parameters used: $f = 1900$ MHz; $\sigma = 1.408$ S/m; $\epsilon_r = 39.252$; $\rho = 1000$ kg/m³

DASY5 Configuration:

- Area Scan Setting: Find Secondary Maximum Within: 2.0 dB and with a peak SAR value greater than 0.0012W/kg
- Electronics: DAE4 Sn1259; Calibrated: 7/16/2020
- Probe: EX3DV4 - SN3772; ConvF(7.3, 7.3, 7.3) @ 1900 MHz; Calibrated: 2/21/2020
- Sensor-Surface: 2.5mm (Mechanical Surface Detection)
- Phantom: SAM with CRP v5.0; Type: QD000P40CD; Serial: TP:xxxx

Head/Pin=100 mW/Area Scan (7x7x1): Measurement grid: dx=15mm, dy=15mm

Maximum value of SAR (measured) = 5.78 W/kg

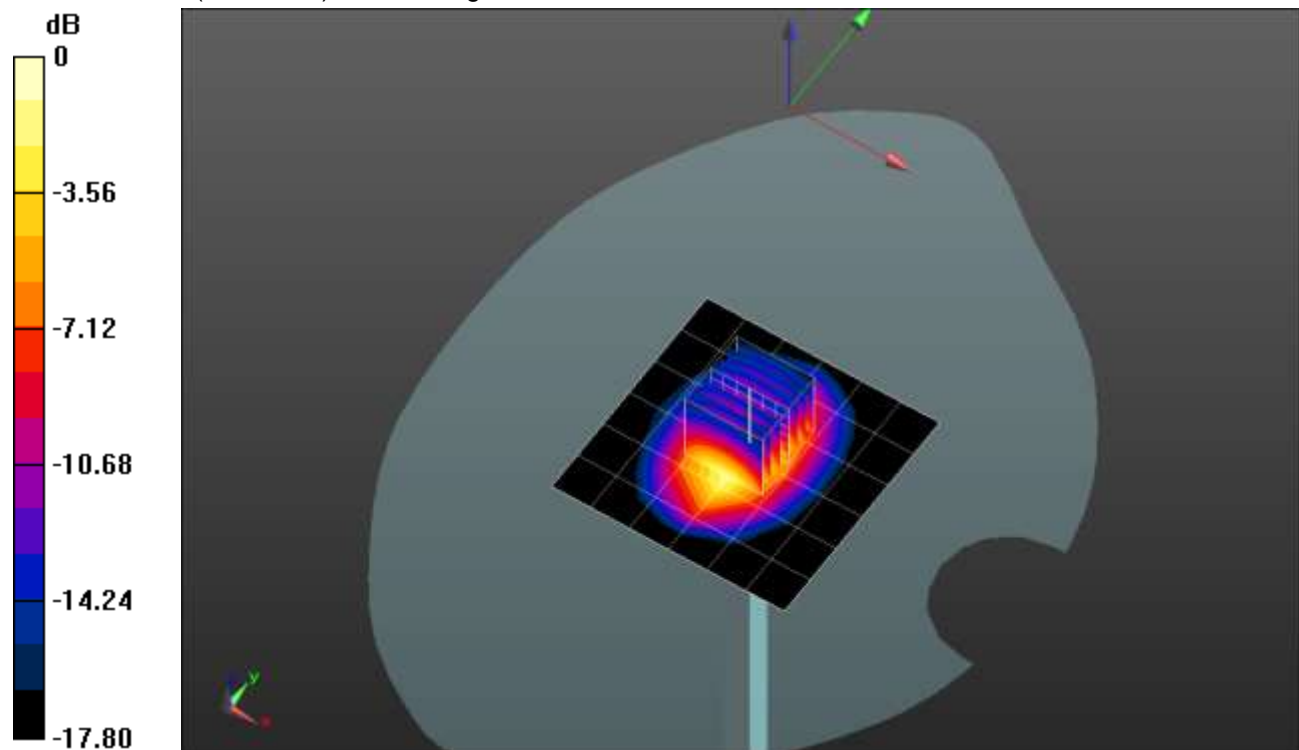
Head/Pin=100 mW/Zoom Scan (7x7x7)/Cube 0: Measurement grid: dx=5mm, dy=5mm, dz=5mm

Reference Value = 64.38 V/m; Power Drift = 0.08 dB

Peak SAR (extrapolated) = 8.22 W/kg

SAR(1 g) = 4.36 W/kg; SAR(10 g) = 2.26 W/kg

Maximum value of SAR (measured) = 5.91 W/kg



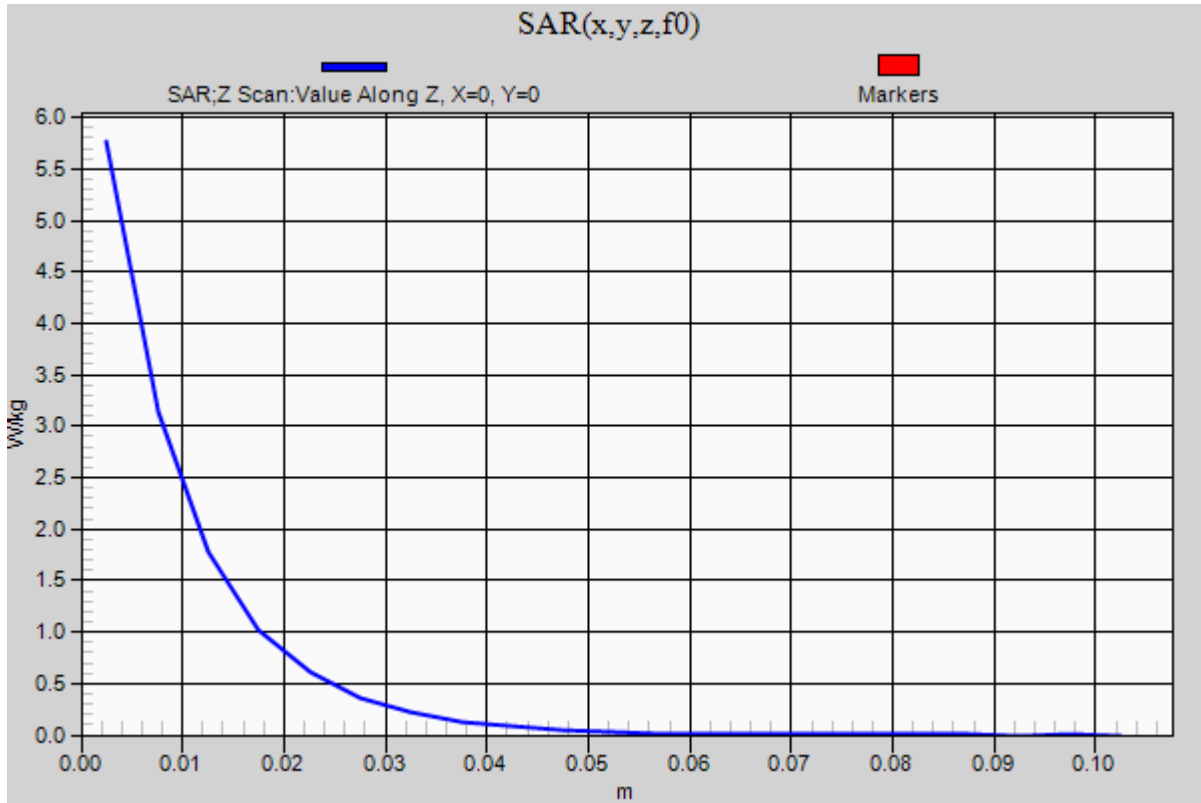
0 dB = 5.91 W/kg = 7.72 dBW/kg

2020-09-05_SystemPerformanceCheck-D1900V2 SN 5d043

Frequency: 1900 MHz; Duty Cycle: 1:1

Head/Pin=100 mW/Z Scan (1x1x21): Measurement grid: dx=20mm, dy=20mm, dz=5mm

Maximum value of SAR (measured) = 5.76 W/kg



09132020_SystemPerformanceCheck-D3700V2 SN 1039

Frequency: 3700 MHz; Duty Cycle: 1:1; Room Ambient Temperature: 24.0°C; Liquid Temperature: 23.0°C
 Medium parameters used: $f = 3700 \text{ MHz}$; $\sigma = 2.969 \text{ S/m}$; $\epsilon_r = 37.662$; $\rho = 1000 \text{ kg/m}^3$

DASY5 Configuration:

- Area Scan Setting: Find Secondary Maximum Within: 2.0 dB and with a peak SAR value greater than 0.0012W/kg
- Electronics: DAE4ip Sn1618; Calibrated: 5/7/2020
- Probe: EX3DV4 - SN7585; ConvF(6.6, 6.6, 6.6) @ 3700 MHz; Calibrated: 5/7/2020
- Sensor-Surface: 2.5mm (Mechanical Surface Detection)
- Phantom: Twin-SAM V8.0 (30deg probe tilt); Type: QD 000 P41 Ax; Serial: xxxx

Head/Pin=100 mW/Area Scan (8x8x1): Measurement grid: dx=12mm, dy=12mm

Maximum value of SAR (measured) = 9.43 W/kg

Head/Pin=100 mW/Zoom Scan (8x8x8)/Cube 0: Measurement grid: dx=4.3mm, dy=4.3mm, dz=3mm

Reference Value = 54.04 V/m; Power Drift = 0.04 dB

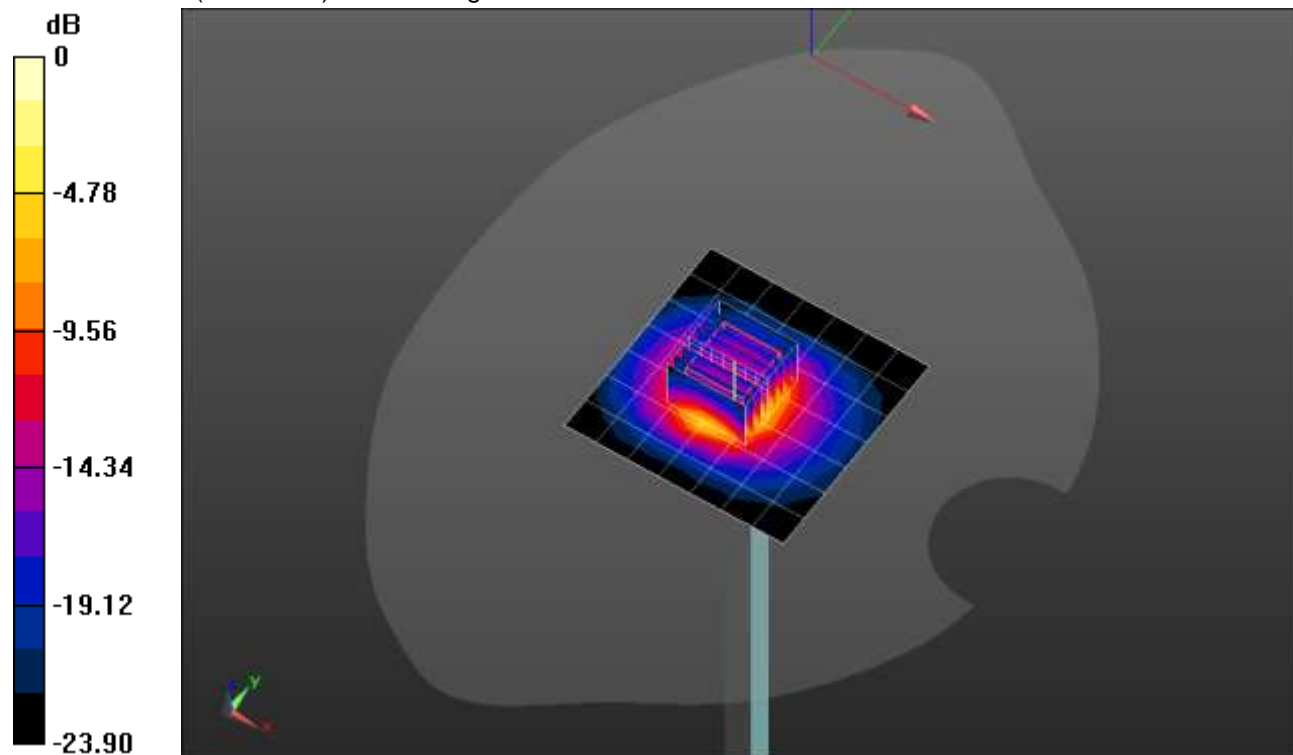
Peak SAR (extrapolated) = 18.0 W/kg

SAR(1 g) = 6.64 W/kg; SAR(10 g) = 2.45 W/kg

Smallest distance from peaks to all points 3 dB below = 8.6 mm

Ratio of SAR at M2 to SAR at M1 = 54.4%

Maximum value of SAR (measured) = 10.4 W/kg



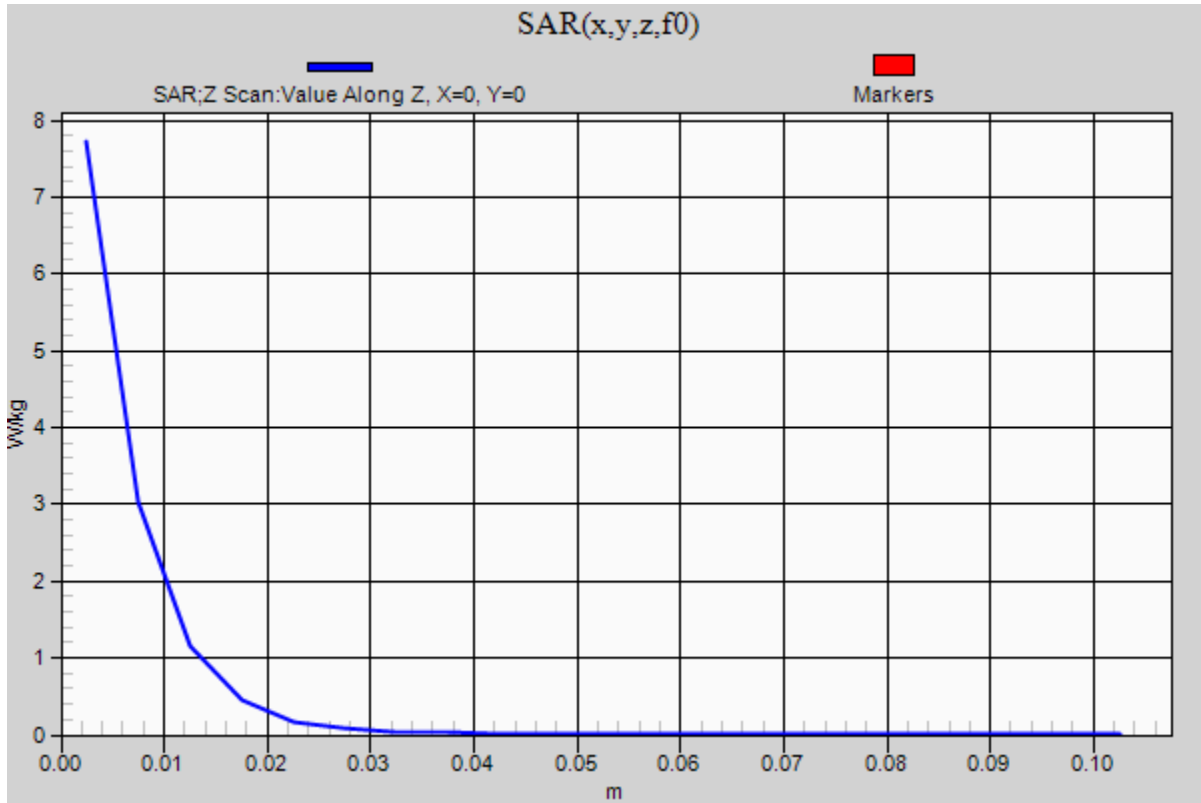
0 dB = 10.4 W/kg = 10.17 dBW/kg

09132020_SystemPerformanceCheck-D3700V2 SN 1039

Frequency: 3700 MHz; Duty Cycle: 1:1

Head/Pin=100 mW/Z Scan (1x1x21): Measurement grid: dx=20mm, dy=20mm, dz=5mm

Maximum value of SAR (measured) = 7.72 W/kg



20200921_SystemPerformanceCheck-D3500V2 SN 1060

Frequency: 3500 MHz; Duty Cycle: 1:1; Room Ambient Temperature: 24.0°C; Liquid Temperature: 23.0°C

Medium parameters used: $f = 3500$ MHz; $\sigma = 2.826$ S/m; $\epsilon_r = 36.52$; $\rho = 1000$ kg/m³

DASY5 Configuration:

- Area Scan Setting: Find Secondary Maximum Within: 2.0 dB and with a peak SAR value greater than 0.0012W/kg
- Electronics: DAE4ip Sn1618; Calibrated: 5/7/2020
- Probe: EX3DV4 - SN7585; ConvF(6.91, 6.91, 6.91) @ 3500 MHz; Calibrated: 5/7/2020
- Sensor-Surface: 2.5mm (Mechanical Surface Detection)
- Phantom: Twin-SAM V8.0 (30deg probe tilt); Type: QD 000 P41 Ax; Serial: xxxx

Head/Pin=100 mW/Area Scan (8x8x1): Measurement grid: dx=12mm, dy=12mm

Maximum value of SAR (measured) = 6.26 W/kg

Head/Pin=100 mW/Zoom Scan (8x8x8)/Cube 0: Measurement grid: dx=4.3mm, dy=4.3mm, dz=3mm

Reference Value = 57.88 V/m; Power Drift = -0.05 dB

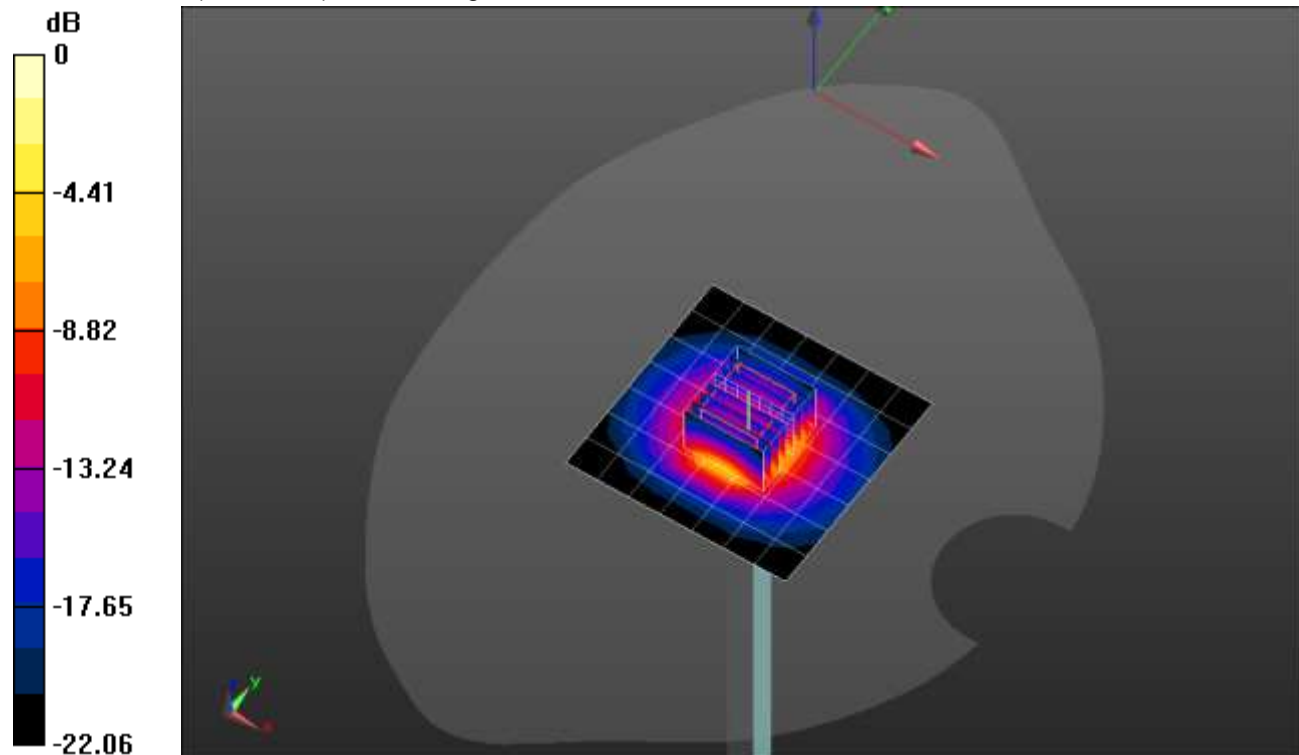
Peak SAR (extrapolated) = 15.3 W/kg

SAR(1 g) = 5.96 W/kg; SAR(10 g) = 2.33 W/kg

Smallest distance from peaks to all points 3 dB below = 9.3 mm

Ratio of SAR at M2 to SAR at M1 = 56.8%

Maximum value of SAR (measured) = 8.81 W/kg



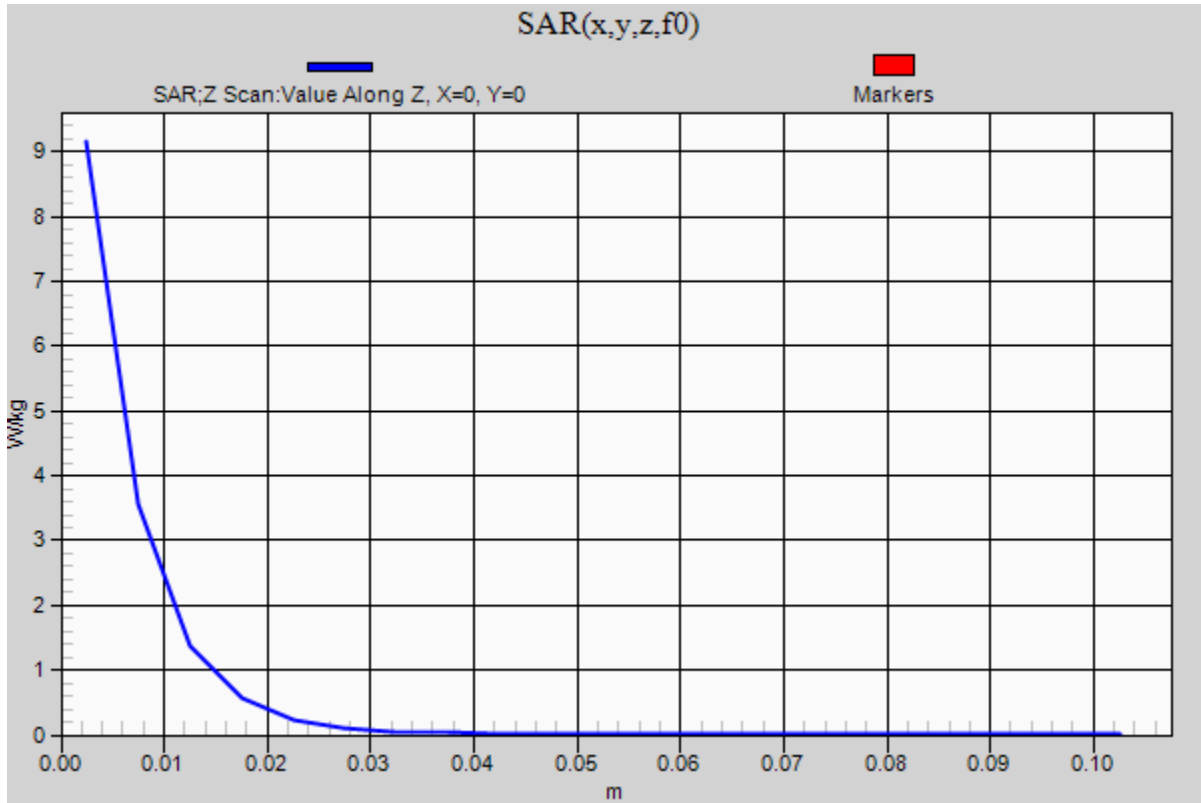
0 dB = 8.81 W/kg = 9.45 dBW/kg

20200921_SystemPerformanceCheck-D3500V2 SN 1060

Frequency: 3500 MHz; Duty Cycle: 1:1

Head/Pin=100 mW/Z Scan (1x1x21): Measurement grid: dx=20mm, dy=20mm, dz=5mm

Maximum value of SAR (measured) = 9.16 W/kg



20200901_SystemPerformanceCheck-D2600V2 SN 1006

Frequency: 2600 MHz; Duty Cycle: 1:1; Room Ambient Temperature: 24.0°C; Liquid Temperature: 23.0°C
 Medium parameters used: $f = 2600$ MHz; $\sigma = 2.011$ S/m; $\epsilon_r = 40.597$; $\rho = 1000$ kg/m³

DASY5 Configuration:

- Area Scan Setting: Find Secondary Maximum Within: 2.0 dB and with a peak SAR value greater than 0.0012W/kg
- Electronics: DAE4ip Sn1621; Calibrated: 5/7/2020
- Probe: EX3DV4 - SN7587; ConvF(7.25, 7.25, 7.25) @ 2600 MHz; Calibrated: 5/8/2020
- Sensor-Surface: 2.5mm (Mechanical Surface Detection)
- Phantom: Twin-SAM V8.0 (30deg probe tilt); Type: QD 000 P41 Ax; Serial: xxxx

Head/Pin=100 mW/Area Scan (8x8x1): Measurement grid: dx=12mm, dy=12mm

Maximum value of SAR (measured) = 7.76 W/kg

Head/Pin=100 mW/Zoom Scan (7x7x7)/Cube 0: Measurement grid: dx=5mm, dy=5mm, dz=5mm

Reference Value = 66.18 V/m; Power Drift = -0.18 dB

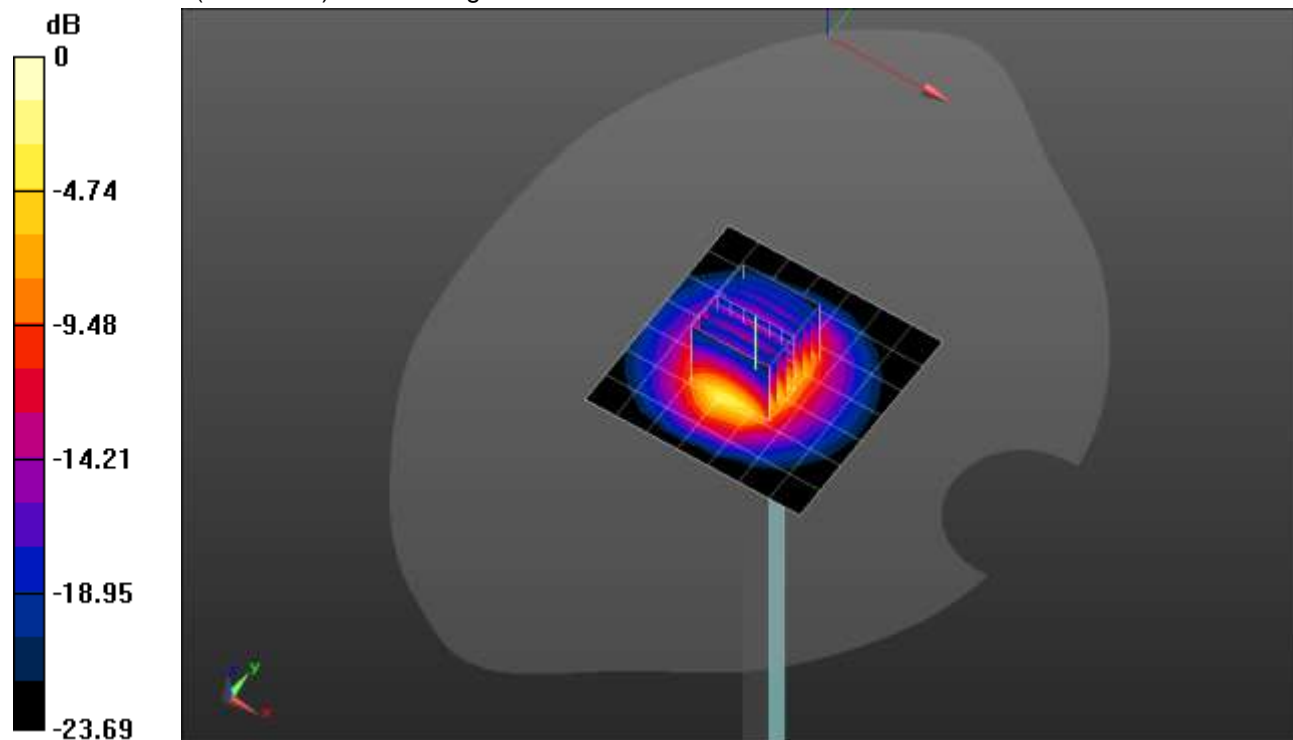
Peak SAR (extrapolated) = 12.7 W/kg

SAR(1 g) = 5.88 W/kg; SAR(10 g) = 2.64 W/kg

Smallest distance from peaks to all points 3 dB below = 9.2 mm

Ratio of SAR at M2 to SAR at M1 = 47.1%

Maximum value of SAR (measured) = 8.55 W/kg



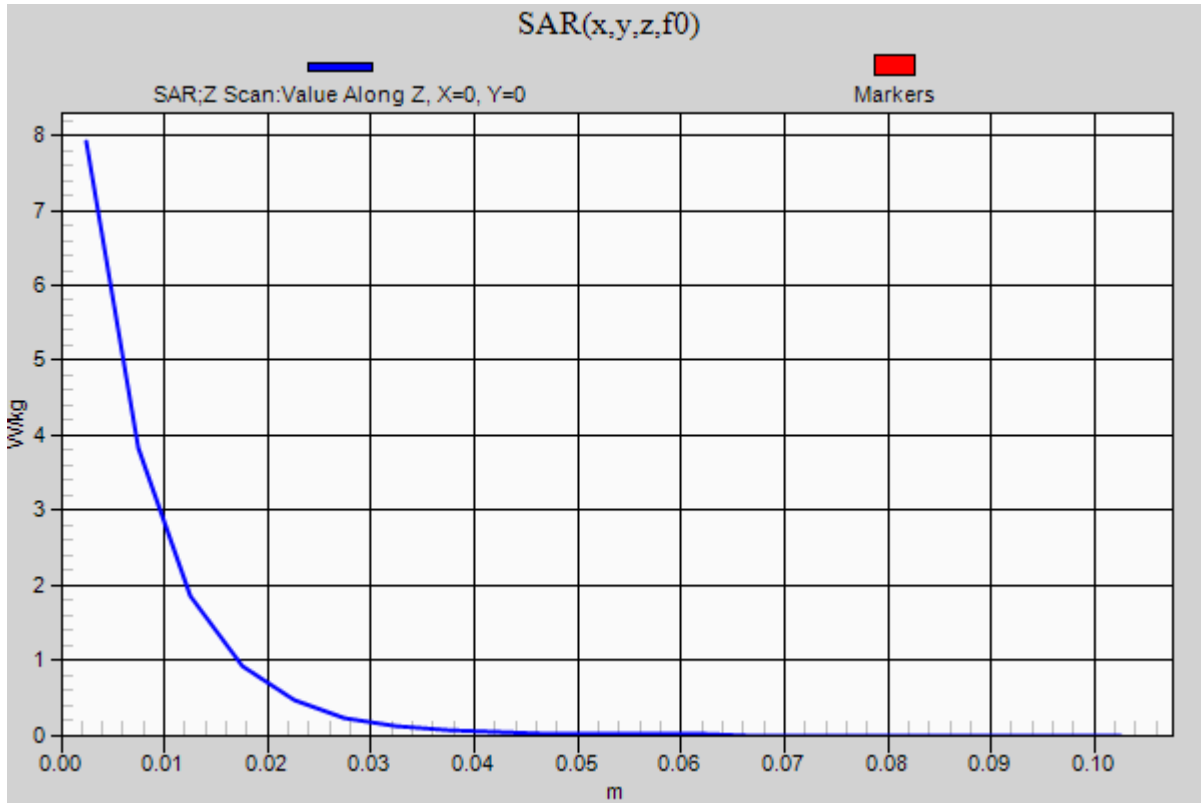
0 dB = 8.55 W/kg = 9.32 dBW/kg

20200901_SystemPerformanceCheck-D2600V2 SN 1006

Frequency: 2600 MHz; Duty Cycle: 1:1

Head/Pin=100 mW/Z Scan (1x1x21): Measurement grid: dx=20mm, dy=20mm, dz=5mm

Maximum value of SAR (measured) = 7.92 W/kg



20200923_SystemPerformanceCheck-D2300V2 SN 1058

Frequency: 2300 MHz; Duty Cycle: 1:1; Room Ambient Temperature: 24.0°C; Liquid Temperature: 23.0°C

Medium parameters used: $f = 2300$ MHz; $\sigma = 1.7$ S/m; $\epsilon_r = 38.703$; $\rho = 1000$ kg/m³

DASY5 Configuration:

- Area Scan Setting: Find Secondary Maximum Within: 2.0 dB and with a peak SAR value greater than 0.0012W/kg
- Electronics: DAE4ip Sn1621; Calibrated: 5/7/2020
- Probe: EX3DV4 - SN7587; ConvF(7.8, 7.8, 7.8) @ 2300 MHz; Calibrated: 5/8/2020
- Sensor-Surface: 2.5mm (Mechanical Surface Detection)
- Phantom: Twin-SAM V8.0 (30deg probe tilt); Type: QD 000 P41 Ax; Serial: xxxx

Head/Pin=100 mW/Area Scan (8x8x1): Measurement grid: dx=12mm, dy=12mm

Maximum value of SAR (measured) = 5.62 W/kg

Head/Pin=100 mW/Zoom Scan (7x7x7)/Cube 0: Measurement grid: dx=5mm, dy=5mm, dz=5mm

Reference Value = 66.56 V/m; Power Drift = -0.17 dB

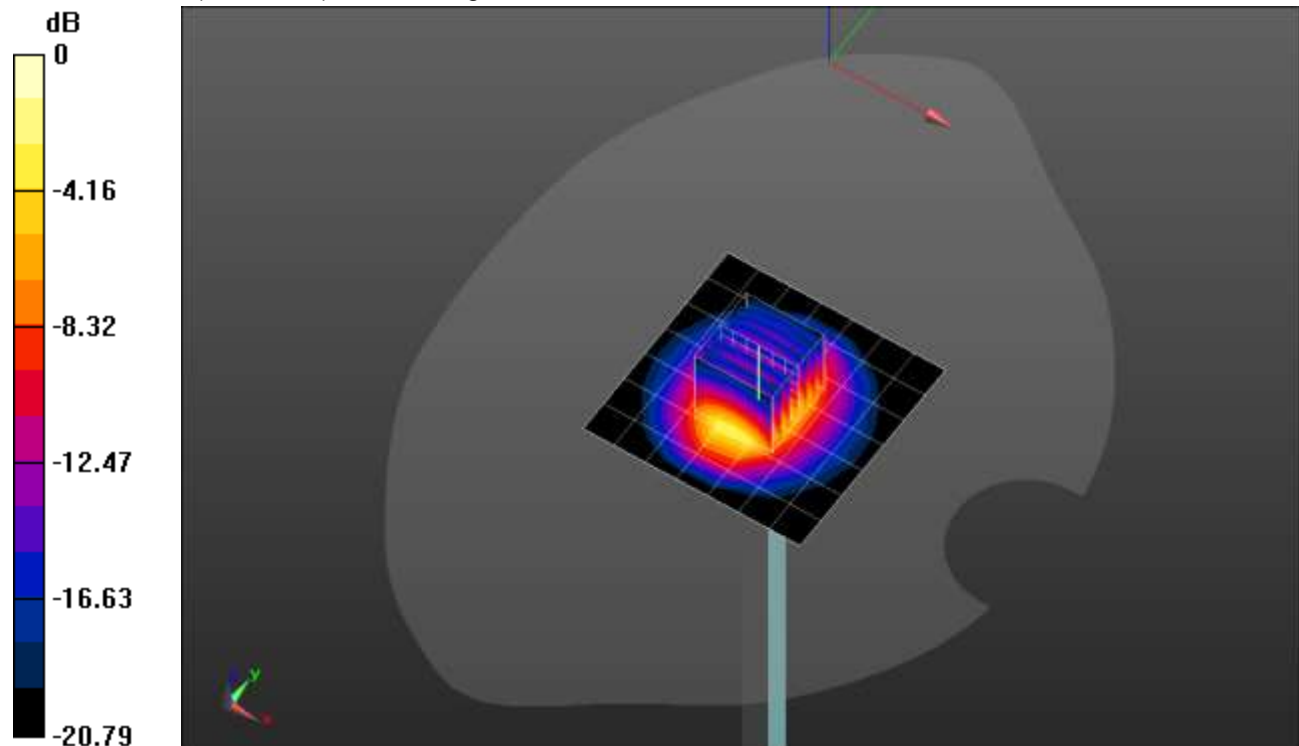
Peak SAR (extrapolated) = 9.61 W/kg

SAR(1 g) = 4.73 W/kg; SAR(10 g) = 2.26 W/kg

Smallest distance from peaks to all points 3 dB below = 10 mm

Ratio of SAR at M2 to SAR at M1 = 49.9%

Maximum value of SAR (measured) = 6.66 W/kg



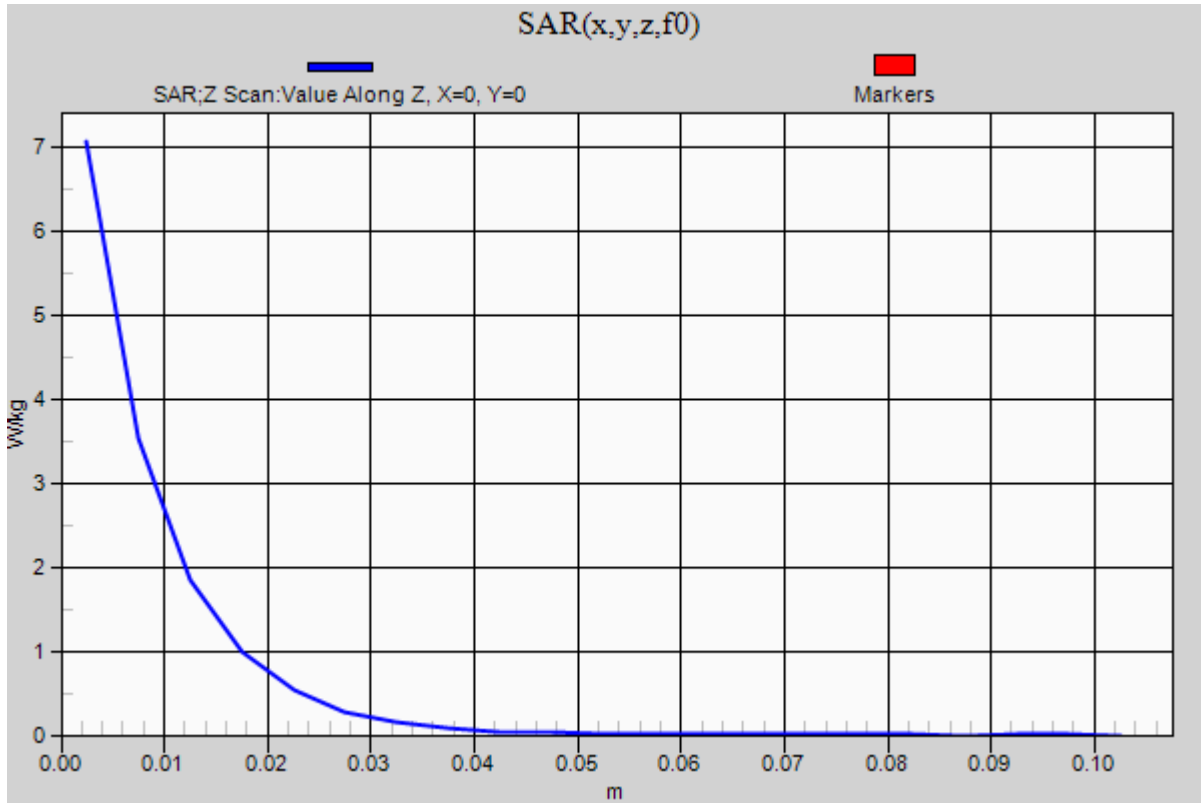
0 dB = 6.66 W/kg = 8.23 dBW/kg

20200923_SystemPerformanceCheck-D2300V2 SN 1058

Frequency: 2300 MHz; Duty Cycle: 1:1

Head/Pin=100 mW/Z Scan (1x1x21): Measurement grid: dx=20mm, dy=20mm, dz=5mm

Maximum value of SAR (measured) = 7.06 W/kg



09022020_SystemPerformanceCheck-D3500V2 SN 1060

Frequency: 3500 MHz; Duty Cycle: 1:1; Room Ambient Temperature: 24.0°C; Liquid Temperature: 23.0°C
Medium parameters used: $f = 3500$ MHz; $\sigma = 2.849$ S/m; $\epsilon_r = 39.267$; $\rho = 1000$ kg/m³

DASY5 Configuration:

- Area Scan Setting: Find Secondary Maximum Within: 2.0 dB and with a peak SAR value greater than 0.0012W/kg
- Electronics: DAE4ip Sn1619; Calibrated: 5/7/2020
- Probe: EX3DV4 - SN7589; ConvF(7.2, 7.2, 7.2) @ 3500 MHz; Calibrated: 5/8/2020
- Sensor-Surface: 2.5mm (Mechanical Surface Detection)
- Phantom: Twin-SAM V5.0 (30deg probe tilt); Type: QD 000 P40 CE; Serial: xxxx

Head/Pin=100 mW/Area Scan (8x8x1): Measurement grid: dx=12mm, dy=12mm

Maximum value of SAR (measured) = 6.79 W/kg

Head/Pin=100 mW/Zoom Scan (8x8x8)/Cube 0: Measurement grid: dx=4.3mm, dy=4.3mm, dz=3mm

Reference Value = 57.06 V/m; Power Drift = 0.04 dB

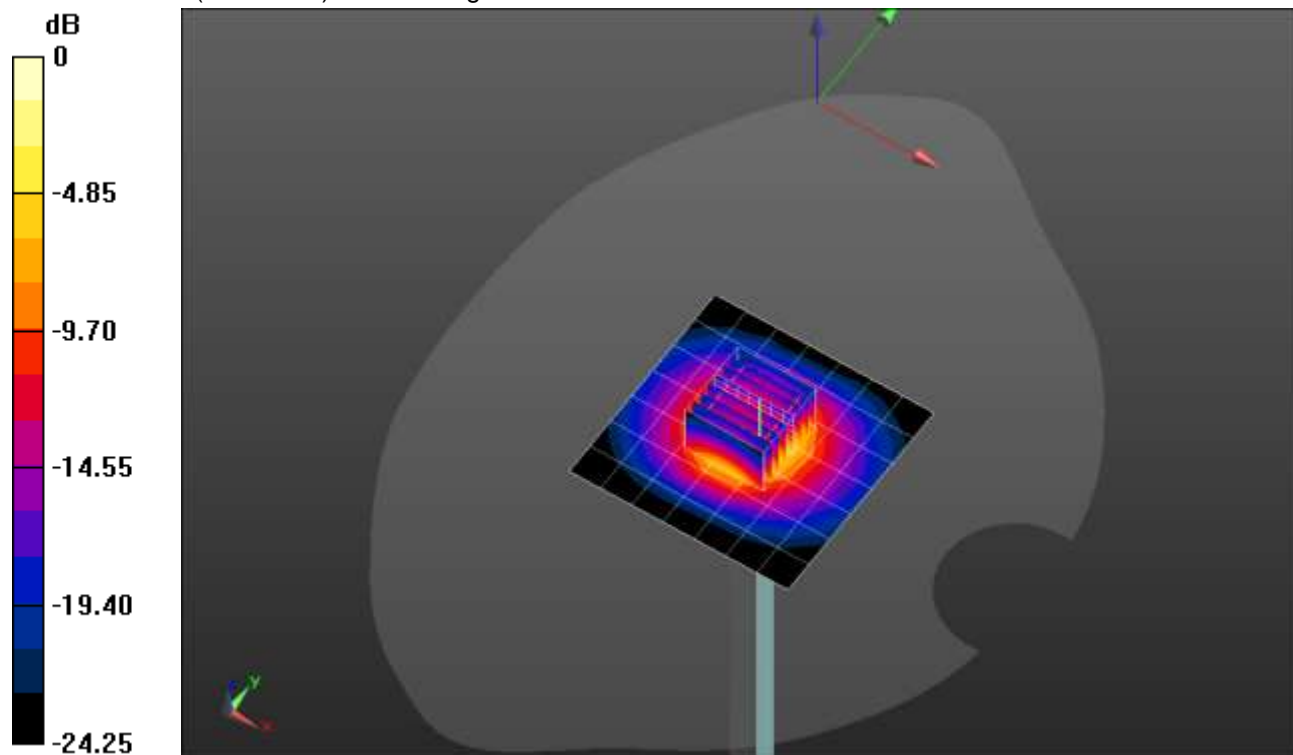
Peak SAR (extrapolated) = 15.1 W/kg

SAR(1 g) = 5.98 W/kg; SAR(10 g) = 2.35 W/kg

Smallest distance from peaks to all points 3 dB below = 9.5 mm

Ratio of SAR at M2 to SAR at M1 = 56.7%

Maximum value of SAR (measured) = 9.02 W/kg



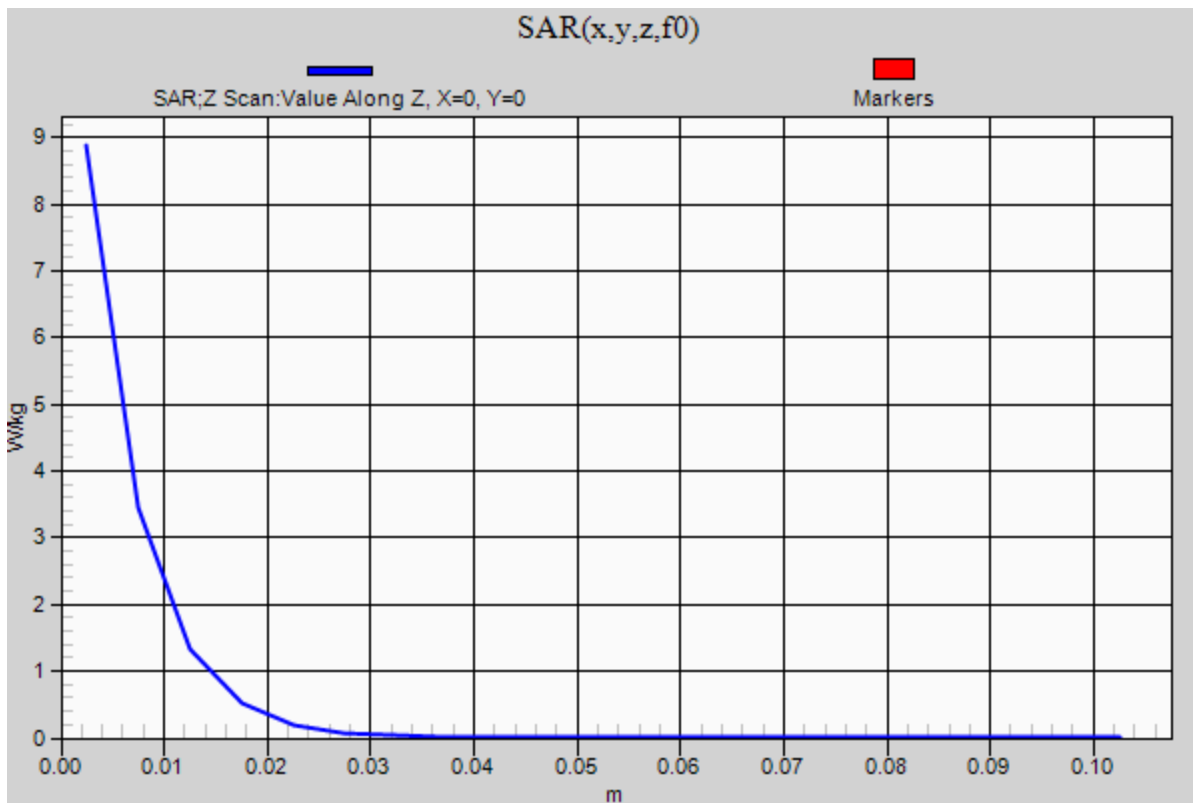
0 dB = 9.02 W/kg = 9.55 dBW/kg

09022020_SystemPerformanceCheck-D3500V2 SN 1060

Frequency: 3500 MHz; Duty Cycle: 1:1

Head/Pin=100 mW/Z Scan (1x1x21): Measurement grid: dx=20mm, dy=20mm, dz=5mm

Maximum value of SAR (measured) = 8.88 W/kg



09182020_SystemPerformanceCheck-D3700V2 SN 1039

Frequency: 3700 MHz; Duty Cycle: 1:1; Room Ambient Temperature: 24.0°C; Liquid Temperature: 23.0°C
 Medium parameters used: $f = 3700 \text{ MHz}$; $\sigma = 3.08 \text{ S/m}$; $\epsilon_r = 35.894$; $\rho = 1000 \text{ kg/m}^3$

DASY5 Configuration:

- Area Scan Setting: Find Secondary Maximum Within: 2.0 dB and with a peak SAR value greater than 0.0012W/kg
- Electronics: DAE4ip Sn1619; Calibrated: 5/7/2020
- Probe: EX3DV4 - SN7589; ConvF(6.88, 6.88, 6.88) @ 3700 MHz; Calibrated: 5/8/2020
- Sensor-Surface: 2.5mm (Mechanical Surface Detection)
- Phantom: Twin-SAM V5.0 (30deg probe tilt); Type: QD 000 P40 CE; Serial: xxxx

Head/Pin=100 mW/Area Scan (8x8x1): Measurement grid: dx=12mm, dy=12mm

Maximum value of SAR (measured) = 8.66 W/kg

Head/Pin=100 mW/Zoom Scan (8x8x8)/Cube 0: Measurement grid: dx=4.3mm, dy=4.3mm, dz=3mm

Reference Value = 58.44 V/m; Power Drift = 0.19 dB

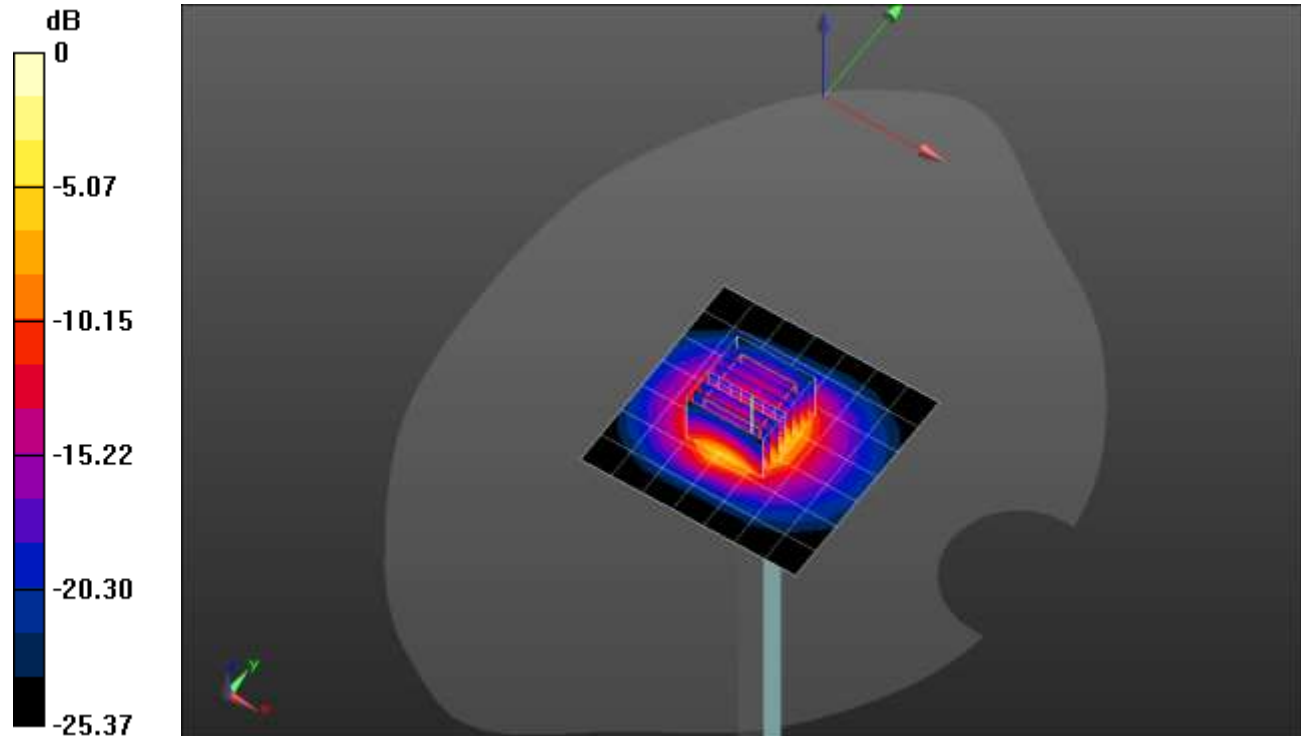
Peak SAR (extrapolated) = 19.3 W/kg

SAR(1 g) = 7.11 W/kg; SAR(10 g) = 2.65 W/kg

Smallest distance from peaks to all points 3 dB below = 8.6 mm

Ratio of SAR at M2 to SAR at M1 = 54.4%

Maximum value of SAR (measured) = 10.7 W/kg

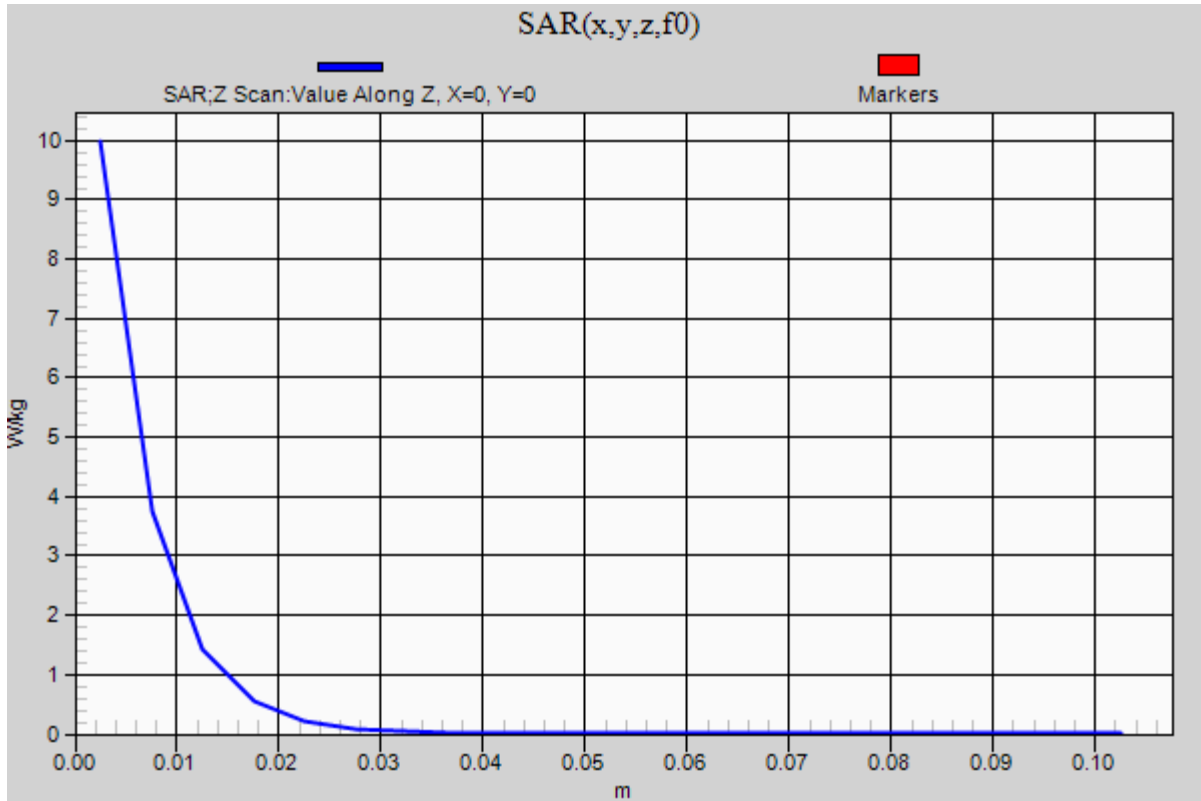


0 dB = 10.7 W/kg = 10.29 dBW/kg

09182020_SystemPerformanceCheck-D3700V2 SN 1039

Frequency: 3700 MHz; Duty Cycle: 1:1

Head/Pin=100 mW/Z Scan (1x1x21): Measurement grid: dx=20mm, dy=20mm, dz=5mm
Maximum value of SAR (measured) = 9.98 W/kg



20200907_SystemPerformanceCheck-D3500V2 SN 1060

Frequency: 3500 MHz; Duty Cycle: 1:1; Room Ambient Temperature: 24.0°C; Liquid Temperature: 23.0°C
 Medium parameters used: $f = 3500$ MHz; $\sigma = 2.844$ S/m; $\epsilon_r = 39.297$; $\rho = 1000$ kg/m³

DASY5 Configuration:

- Area Scan Setting: Find Secondary Maximum Within: 2.0 dB and with a peak SAR value greater than 0.0012W/kg
- Electronics: DAE4ip Sn1622; Calibrated: 5/7/2020
- Probe: EX3DV4 - SN7586; ConvF(6.87, 6.87, 6.87) @ 3500 MHz; Calibrated: 5/8/2020
- Sensor-Surface: 2.5mm (Mechanical Surface Detection)
- Phantom: Twin-SAM V8.0 (30deg probe tilt); Type: QD 000 P41 Ax; Serial: xxxx

Head/Pin=100 mW/Area Scan (8x8x1): Measurement grid: dx=12mm, dy=12mm

Maximum value of SAR (measured) = 8.27 W/kg

Head/Pin=100 mW/Zoom Scan (8x8x8)/Cube 0: Measurement grid: dx=4.3mm, dy=4.3mm, dz=3mm

Reference Value = 58.08 V/m; Power Drift = -0.18 dB

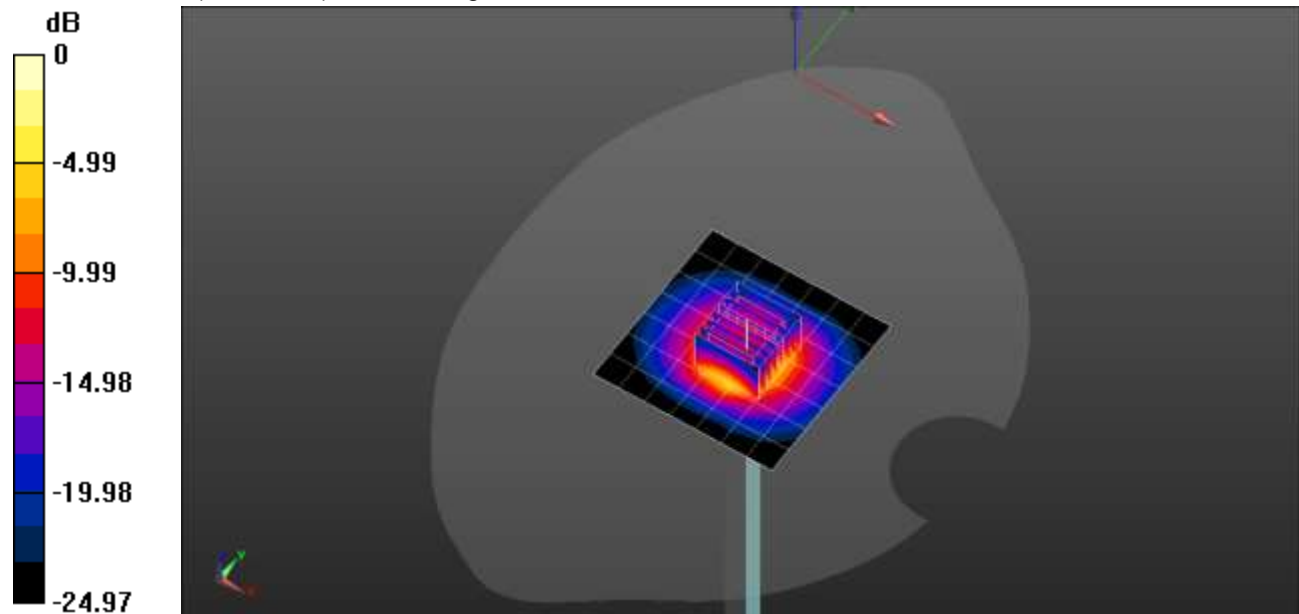
Peak SAR (extrapolated) = 16.3 W/kg

SAR(1 g) = 6.5 W/kg; SAR(10 g) = 2.49 W/kg

Smallest distance from peaks to all points 3 dB below = 8.6 mm

Ratio of SAR at M2 to SAR at M1 = 56.7%

Maximum value of SAR (measured) = 9.69 W/kg



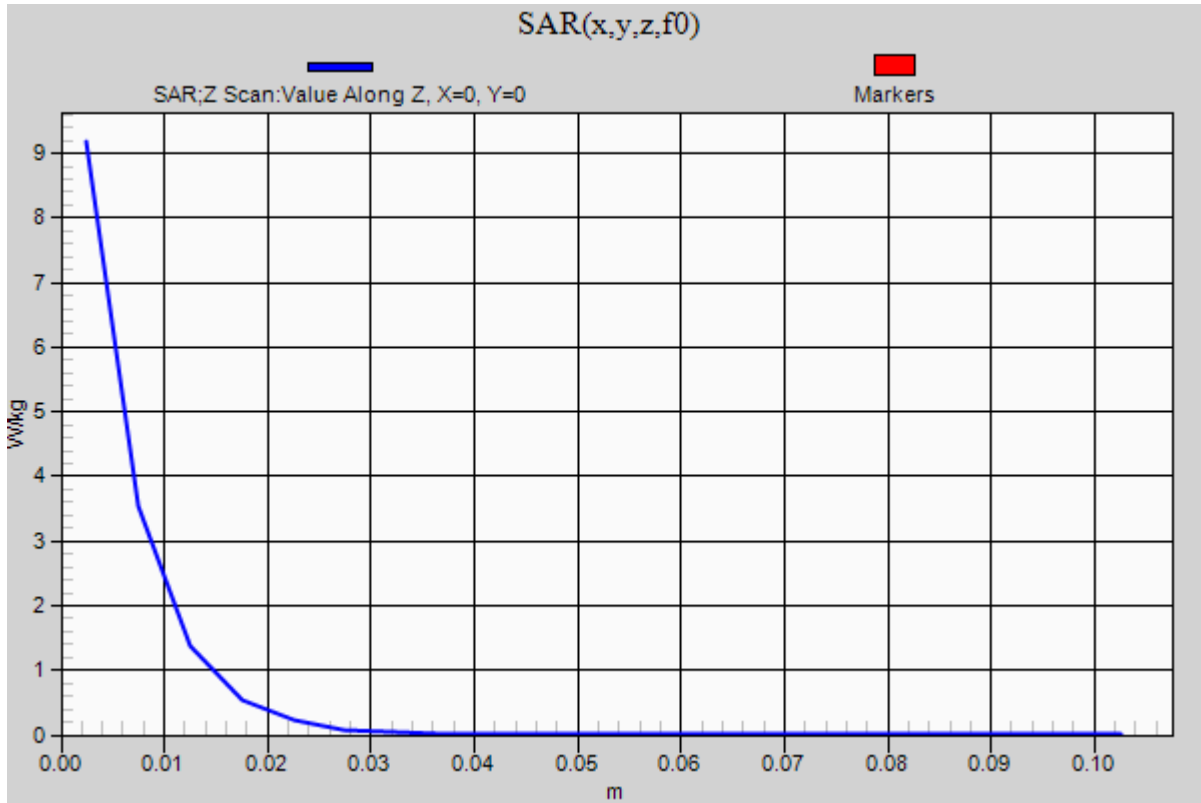
0 dB = 9.69 W/kg = 9.86 dBW/kg

20200907_SystemPerformanceCheck-D3500V2 SN 1060

Frequency: 3500 MHz; Duty Cycle: 1:1

Head/Pin=100 mW/Z Scan (1x1x21): Measurement grid: dx=20mm, dy=20mm, dz=5mm

Maximum value of SAR (measured) = 9.18 W/kg



20200907_SystemPerformanceCheck-D1750V2 SN 1077

Frequency: 1750 MHz; Duty Cycle: 1:1; Room Ambient Temperature: 24.0°C; Liquid Temperature: 23.0°C

Medium parameters used: $f = 1750$ MHz; $\sigma = 1.41$ S/m; $\epsilon_r = 38.99$; $\rho = 1000$ kg/m³

DASY5 Configuration:

- Area Scan Setting: Find Secondary Maximum Within: 2.0 dB and with a peak SAR value greater than 0.0012W/kg
- Electronics: DAE4ip Sn1622; Calibrated: 5/7/2020
- Probe: EX3DV4 - SN7586; ConvF(8.31, 8.31, 8.31) @ 1750 MHz; Calibrated: 5/8/2020
- Sensor-Surface: 2.5mm (Mechanical Surface Detection)
- Phantom: Twin-SAM V8.0 (30deg probe tilt); Type: QD 000 P41 Ax; Serial: xxxx

Head/Pin=100 mW/Area Scan (7x7x1): Measurement grid: dx=15mm, dy=15mm

Maximum value of SAR (measured) = 4.99 W/kg

Head/Pin=100 mW/Zoom Scan (7x7x7)/Cube 0: Measurement grid: dx=5mm, dy=5mm, dz=5mm

Reference Value = 60.25 V/m; Power Drift = -0.10 dB

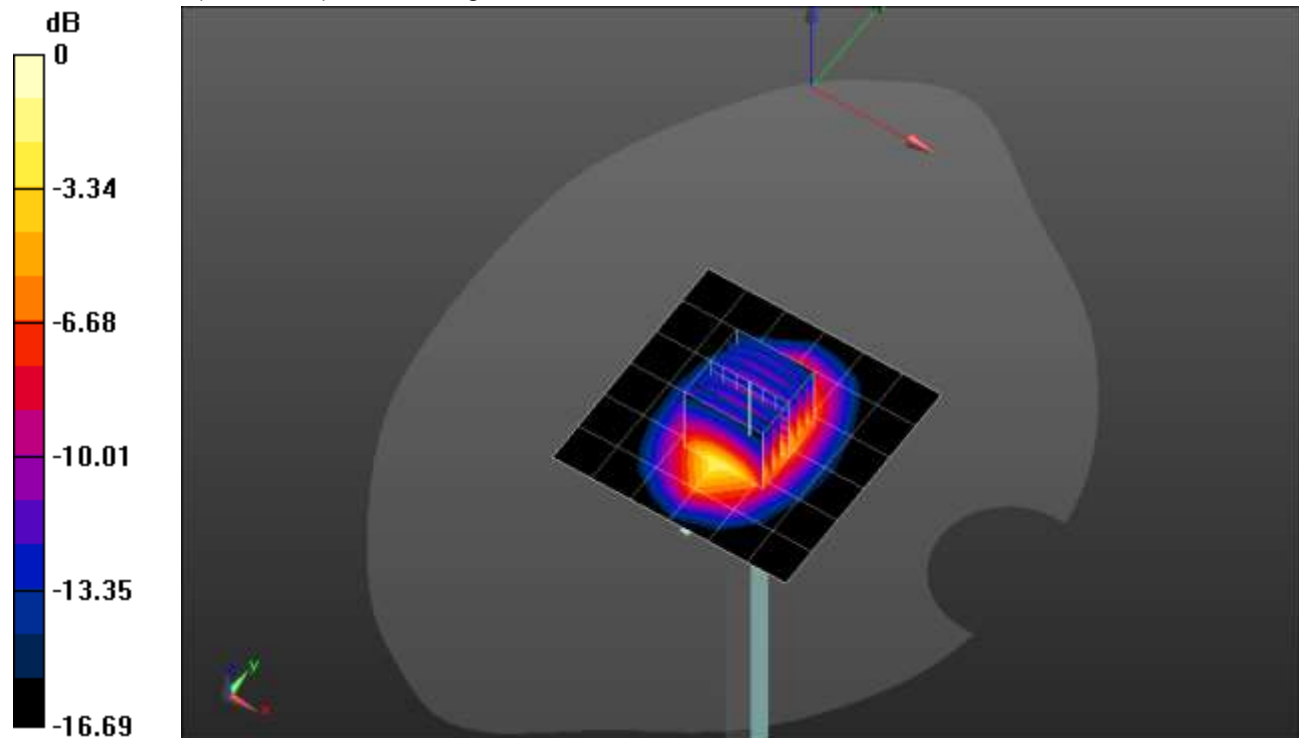
Peak SAR (extrapolated) = 6.90 W/kg

SAR(1 g) = 3.86 W/kg; SAR(10 g) = 2.05 W/kg

Smallest distance from peaks to all points 3 dB below = 11 mm

Ratio of SAR at M2 to SAR at M1 = 56.1%

Maximum value of SAR (measured) = 5.18 W/kg



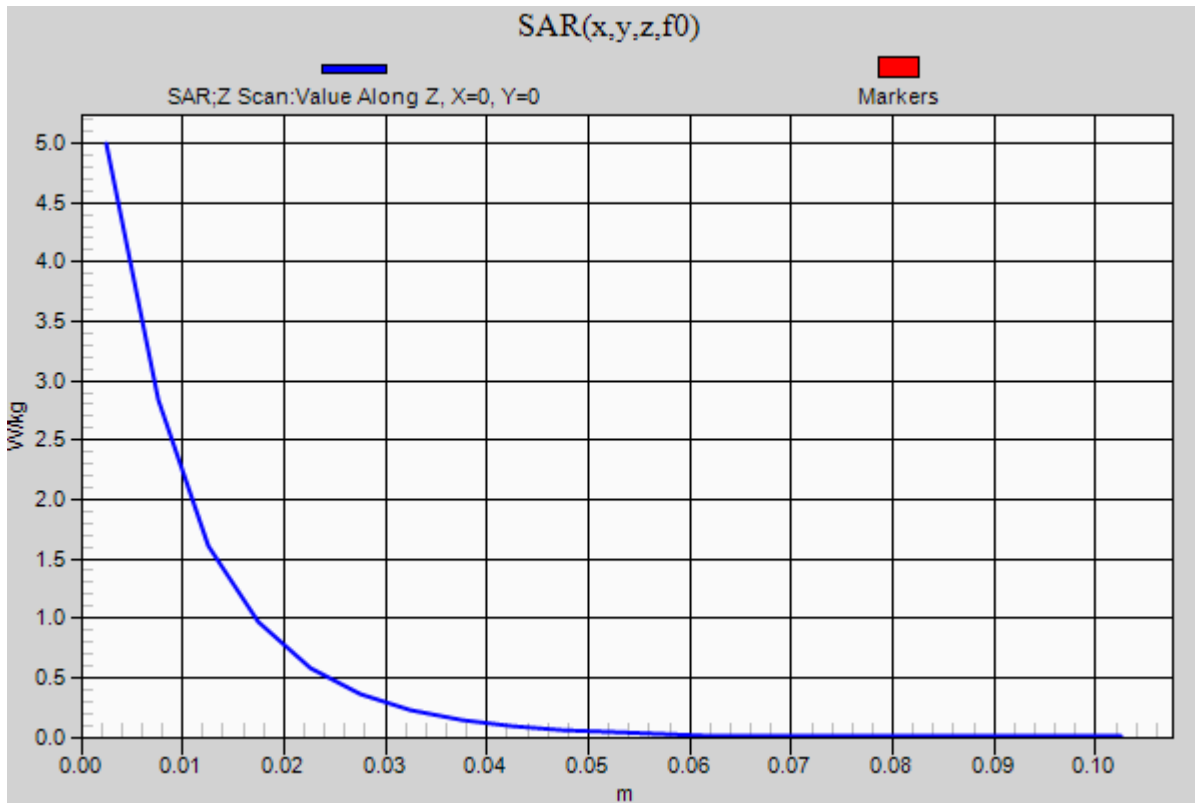
0 dB = 5.18 W/kg = 7.14 dBW/kg

20200907_SystemPerformanceCheck-D1750V2 SN 1077

Frequency: 1750 MHz; Duty Cycle: 1:1

Head/Pin=100 mW/Z Scan (1x1x21): Measurement grid: dx=20mm, dy=20mm, dz=5mm

Maximum value of SAR (measured) = 5.00 W/kg



20200913_SystemPerformanceCheck-D1900V2 SN 5d163

Frequency: 1900 MHz; Duty Cycle: 1:1; Room Ambient Temperature: 24.0°C; Liquid Temperature: 23.0°C

Medium parameters used: $f = 1900$ MHz; $\sigma = 1.434$ S/m; $\epsilon_r = 40.84$; $\rho = 1000$ kg/m³

DASY5 Configuration:

- Area Scan Setting: Find Secondary Maximum Within: 2.0 dB and with a peak SAR value greater than 0.0012W/kg
- Electronics: DAE4ip Sn1622; Calibrated: 5/7/2020
- Probe: EX3DV4 - SN7586; ConvF(8.03, 8.03, 8.03) @ 1900 MHz; Calibrated: 5/8/2020
- Sensor-Surface: 2.5mm (Mechanical Surface Detection)
- Phantom: Twin-SAM V8.0 (30deg probe tilt); Type: QD 000 P41 Ax; Serial: xxxx

Head/Pin=100 mW/Area Scan (7x7x1): Measurement grid: dx=15mm, dy=15mm

Maximum value of SAR (measured) = 5.36 W/kg

Head/Pin=100 mW/Zoom Scan (7x7x7)/Cube 0: Measurement grid: dx=5mm, dy=5mm, dz=5mm

Reference Value = 60.21 V/m; Power Drift = -0.10 dB

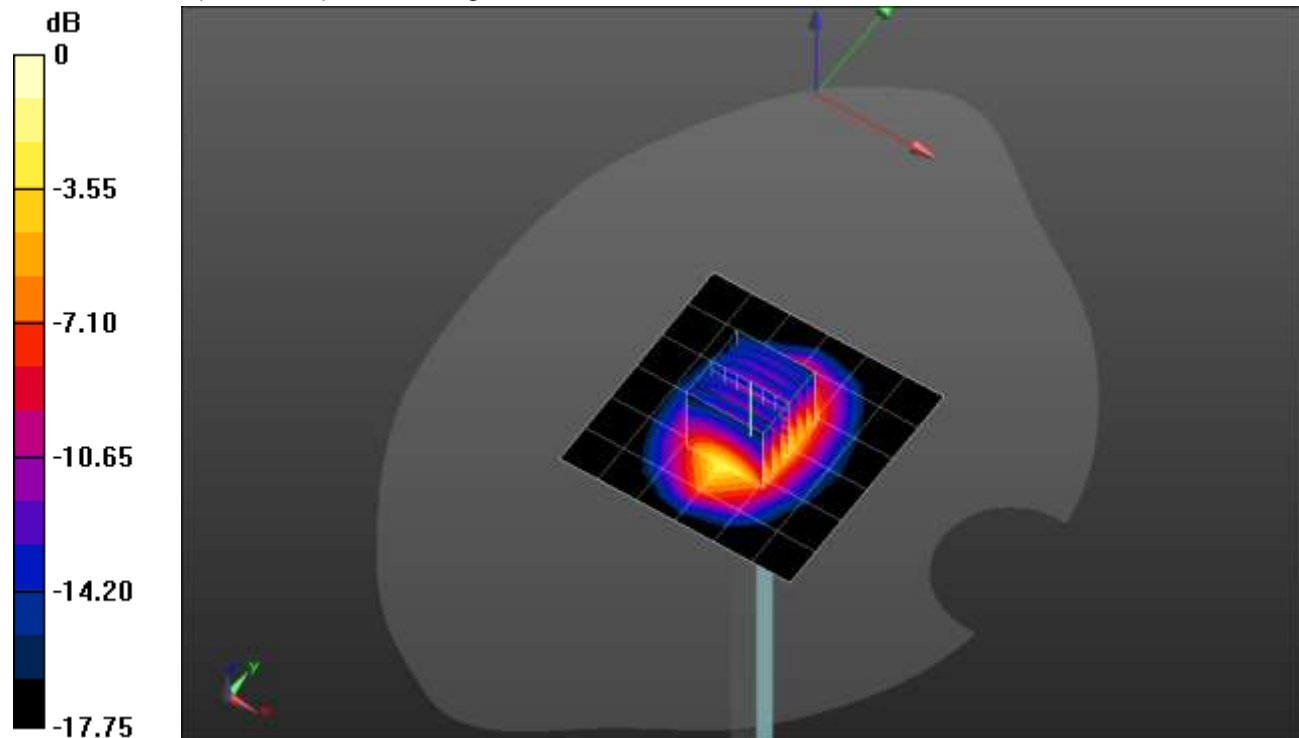
Peak SAR (extrapolated) = 7.08 W/kg

SAR(1 g) = 3.88 W/kg; SAR(10 g) = 2 W/kg

Smallest distance from peaks to all points 3 dB below = 10 mm

Ratio of SAR at M2 to SAR at M1 = 54.8%

Maximum value of SAR (measured) = 5.26 W/kg



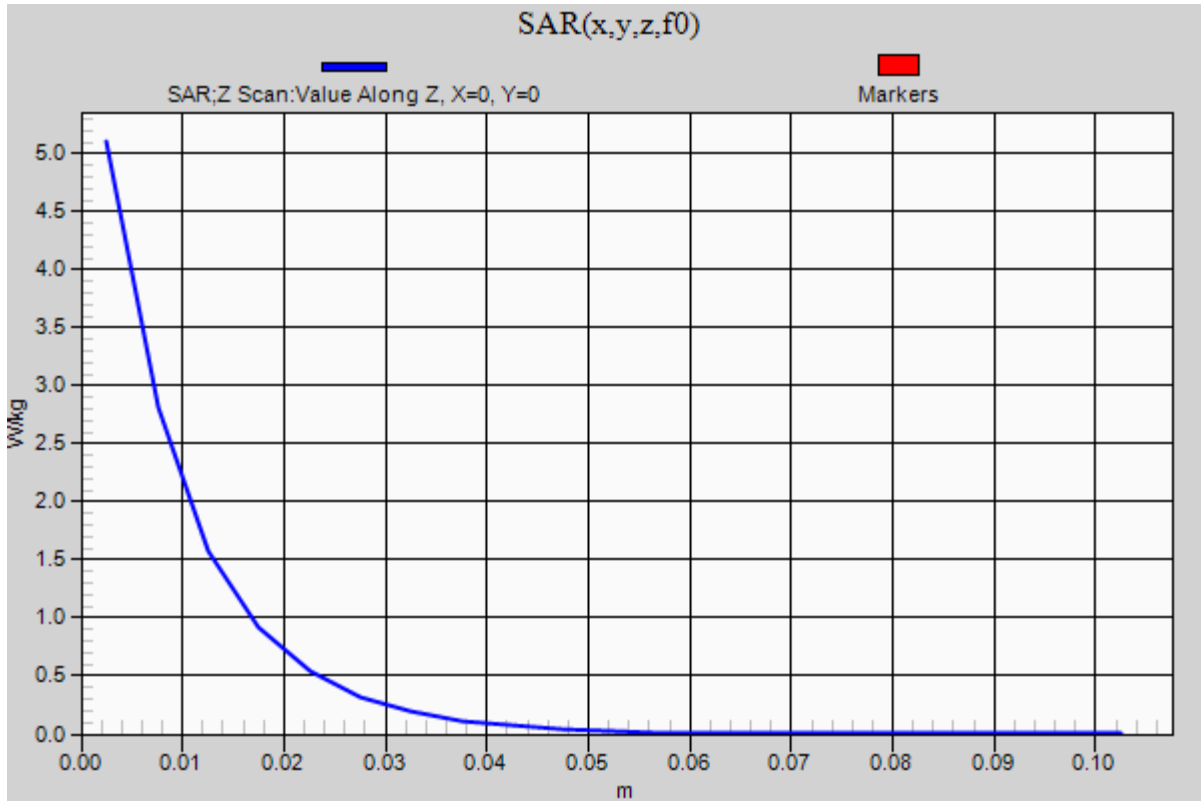
0 dB = 5.26 W/kg = 7.21 dBW/kg

20200913_SystemPerformanceCheck-D1900V2 SN 5d163

Frequency: 1900 MHz; Duty Cycle: 1:1

Head/Pin=100 mW/Z Scan (1x1x21): Measurement grid: dx=20mm, dy=20mm, dz=5mm

Maximum value of SAR (measured) = 5.10 W/kg



20200904_SystemPerformanceCheck-D750V3 SN 1071

Frequency: 750 MHz; Duty Cycle: 1:1; Room Ambient Temperature: 24.0°C; Liquid Temperature: 23.0°C
 Medium parameters used: $f = 750 \text{ MHz}$; $\sigma = 0.879 \text{ S/m}$; $\epsilon_r = 39.901$; $\rho = 1000 \text{ kg/m}^3$

DASY5 Configuration:

- Area Scan Setting: Find Secondary Maximum Within: 2.0 dB and with a peak SAR value greater than 0.0012W/kg
- Electronics: DAE4ip Sn1617; Calibrated: 5/7/2020
- Probe: EX3DV4 - SN7572; ConvF(10.33, 10.33, 10.33) @ 750 MHz; Calibrated: 5/7/2020
- Sensor-Surface: 2.5mm (Mechanical Surface Detection)
- Phantom: Twin-SAM V8.0 (30deg probe tilt); Type: QD 000 P41 Ax; Serial: xxxx

Head/Pin=100 mW/Area Scan (7x7x1): Measurement grid: dx=15mm, dy=15mm

Maximum value of SAR (measured) = 1.02 W/kg

Head/Pin=100 mW/Zoom Scan (7x7x7)/Cube 0: Measurement grid: dx=5mm, dy=5mm, dz=5mm

Reference Value = 33.52 V/m; Power Drift = 0.01 dB

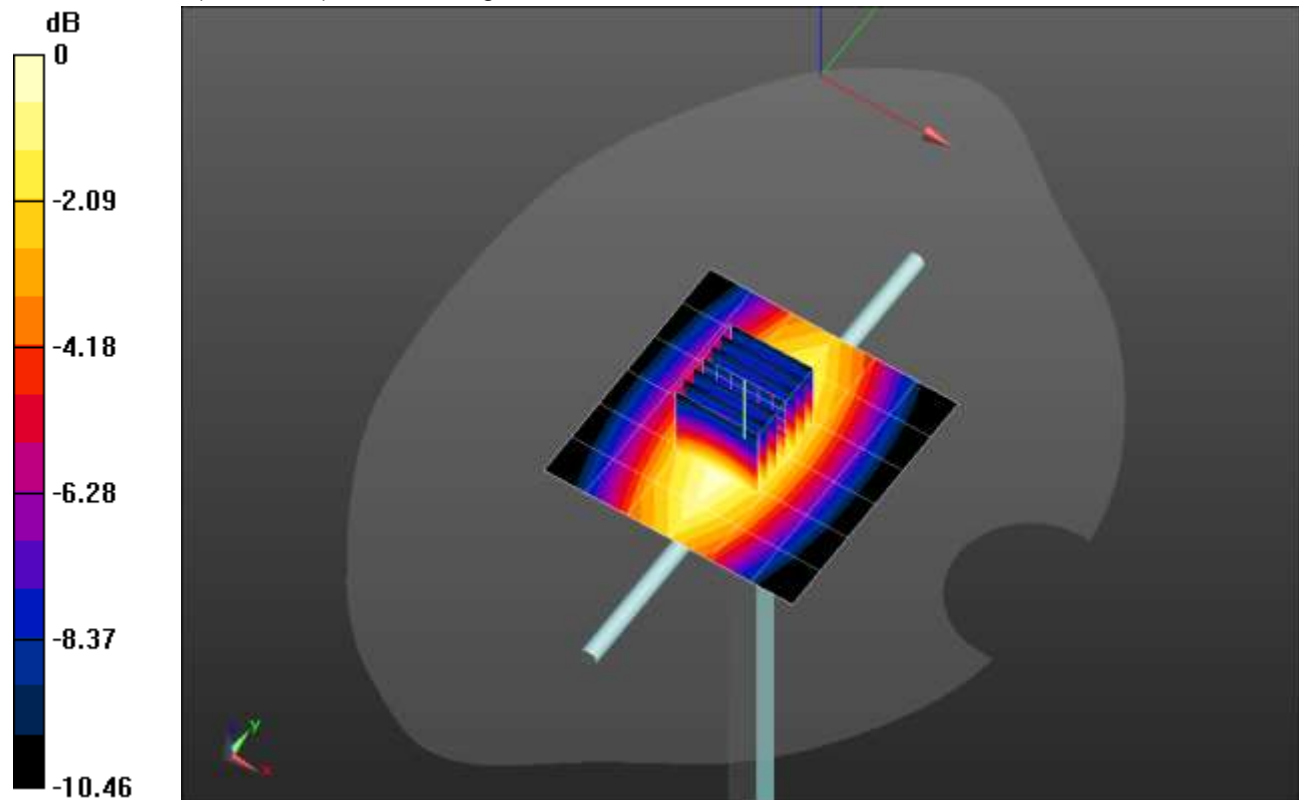
Peak SAR (extrapolated) = 1.21 W/kg

SAR(1 g) = 0.786 W/kg; SAR(10 g) = 0.513 W/kg

Smallest distance from peaks to all points 3 dB below: Larger than measurement grid

Ratio of SAR at M2 to SAR at M1 = 65%

Maximum value of SAR (measured) = 0.963 W/kg



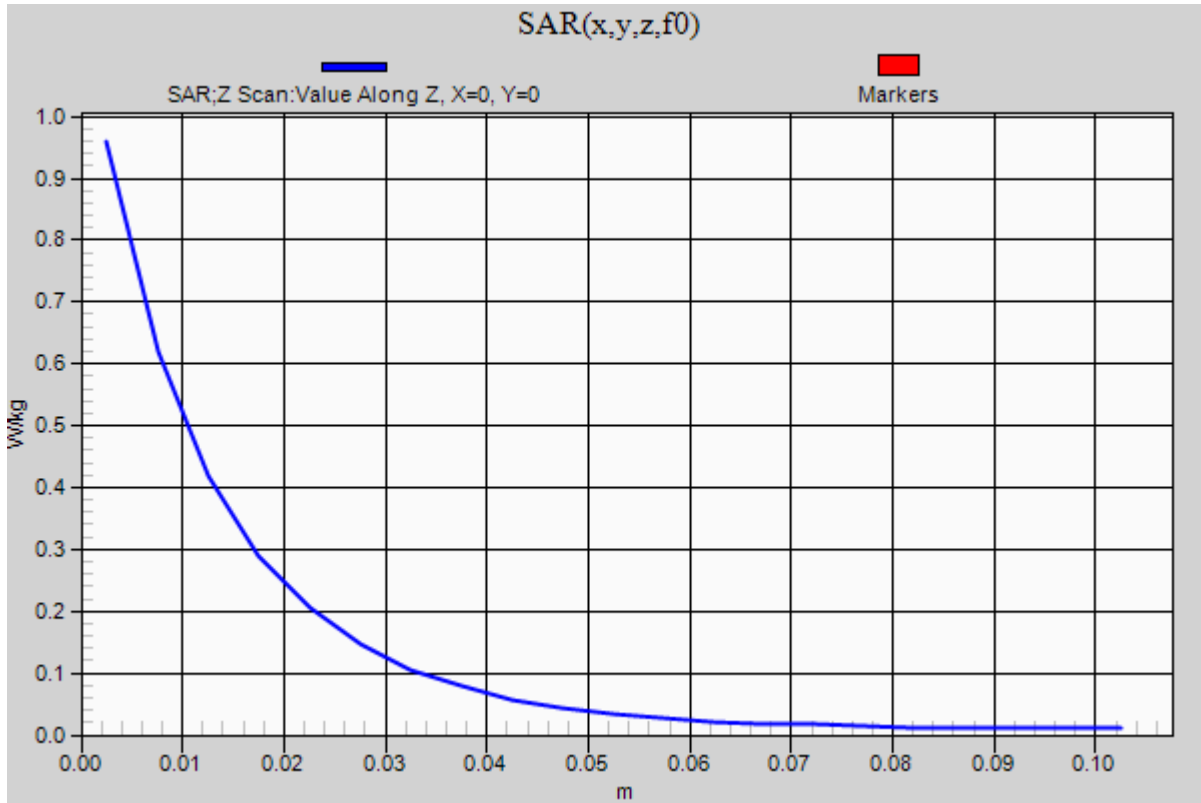
0 dB = 0.963 W/kg = -0.16 dBW/kg

20200904_SystemPerformanceCheck-D750V3 SN 1071

Frequency: 750 MHz; Duty Cycle: 1:1

Head/Pin=100 mW/Z Scan (1x1x21): Measurement grid: dx=20mm, dy=20mm, dz=5mm

Maximum value of SAR (measured) = 0.959 W/kg



20200911_SystemPerformanceCheck-D835V2 SN 4d142

Frequency: 835 MHz; Duty Cycle: 1:1; Room Ambient Temperature: 24.0°C; Liquid Temperature: 23.0°C
 Medium parameters used: $f = 835 \text{ MHz}$; $\sigma = 0.928 \text{ S/m}$; $\epsilon_r = 41.413$; $\rho = 1000 \text{ kg/m}^3$

DASY5 Configuration:

- Area Scan Setting: Find Secondary Maximum Within: 2.0 dB and with a peak SAR value greater than 0.0012W/kg
- Electronics: DAE4ip Sn1617; Calibrated: 5/7/2020
- Probe: EX3DV4 - SN7572; ConvF(9.96, 9.96, 9.96) @ 835 MHz; Calibrated: 5/7/2020
- Sensor-Surface: 2.5mm (Mechanical Surface Detection)
- Phantom: Twin-SAM V8.0 (30deg probe tilt); Type: QD 000 P41 Ax; Serial: xxxx

Head/Pin=100 mW/Area Scan (7x7x1): Measurement grid: dx=15mm, dy=15mm

Maximum value of SAR (measured) = 1.12 W/kg

Head/Pin=100 mW/Zoom Scan (7x7x7)/Cube 0: Measurement grid: dx=5mm, dy=5mm, dz=5mm

Reference Value = 35.37 V/m; Power Drift = 0.03 dB

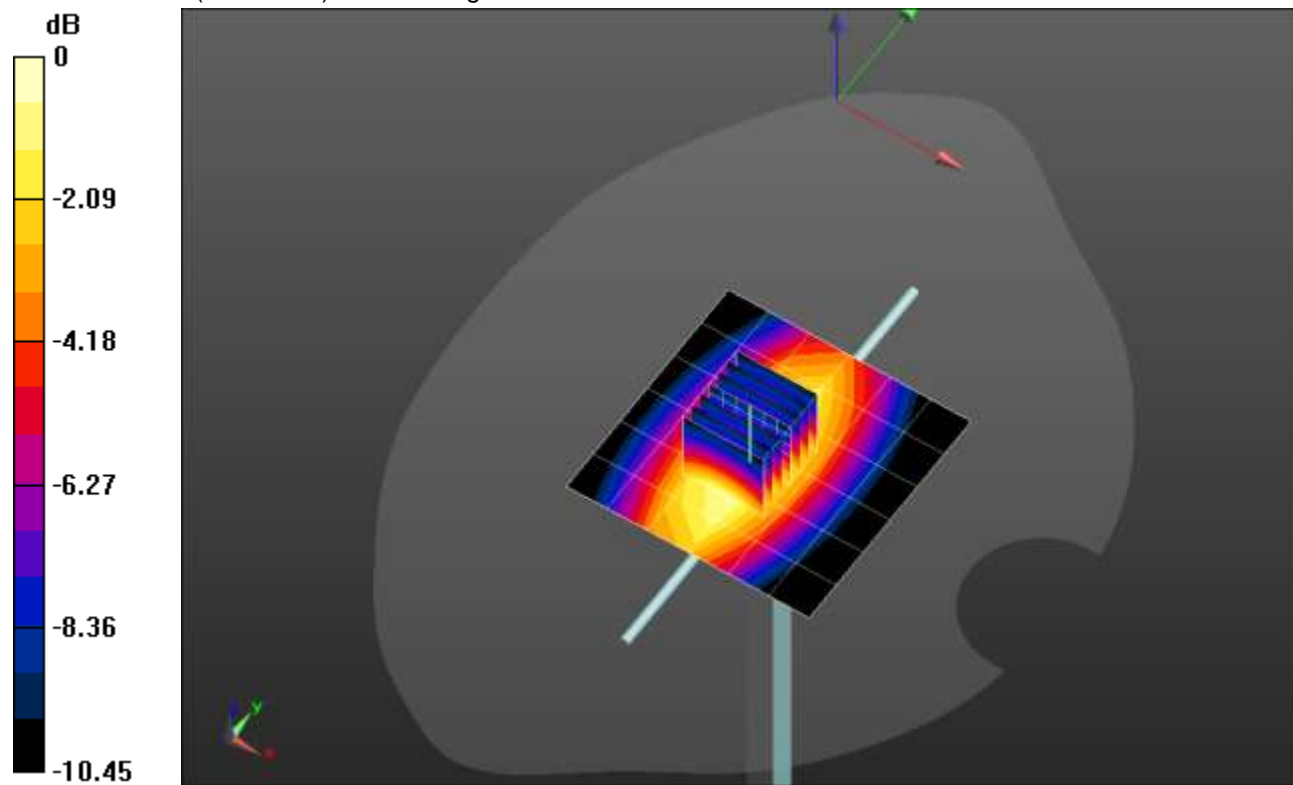
Peak SAR (extrapolated) = 1.47 W/kg

SAR(1 g) = 0.963 W/kg; SAR(10 g) = 0.627 W/kg

Smallest distance from peaks to all points 3 dB below: Larger than measurement grid

Ratio of SAR at M2 to SAR at M1 = 65.9%

Maximum value of SAR (measured) = 1.18 W/kg



0 dB = 1.18 W/kg = 0.72 dBW/kg

20200911_SystemPerformanceCheck-D835V2 SN 4d142

Frequency: 835 MHz; Duty Cycle: 1:1

Head/Pin=100 mW/Z Scan (1x1x21): Measurement grid: dx=20mm, dy=20mm, dz=5mm

Maximum value of SAR (measured) = 1.13 W/kg

