



TEST SETUP PHOTOS

Report Number: 13179110-EP21V1

1. SCOPE

The purpose of this document is to show test setup diagrams and photos for the following reports.

Reports
13179110-E21
13190901-E21
13146732-E21

2. SETUP PHOTOS



AC LINE CONDUCTED (FRONT)



AC LINE CONDUCTED (BACK)




AC LINE WITH LAPTOP (FRONT)




AC LINE WITH LAPTOP (BACK)


RADIATED RF MEASUREMENT SETUP




BELOW 30 MHz (FRONT)




BELOW 30 MHz (BACK)




BELOW 0.96 GHz (FRONT)



BELOW 0.96 GHz (BACK)




Fundamental 6 – 9 GHz (FRONT)



Fundamental 6 – 9 GHz (BACK)



0.96 – 18 GHz (FRONT)



0.96 – 18 GHz (BACK)



18 - 40 GHz (FRONT)



18 – 40 GHz (BACK)