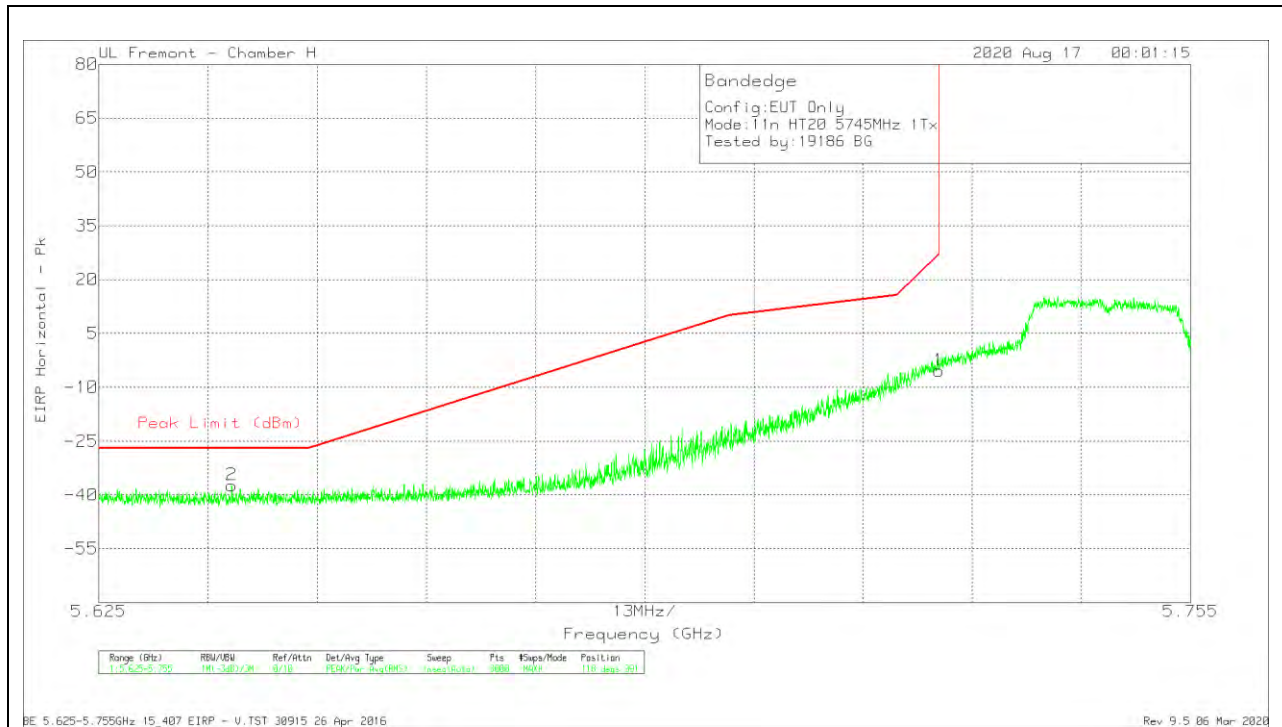


VERTICAL RESULT

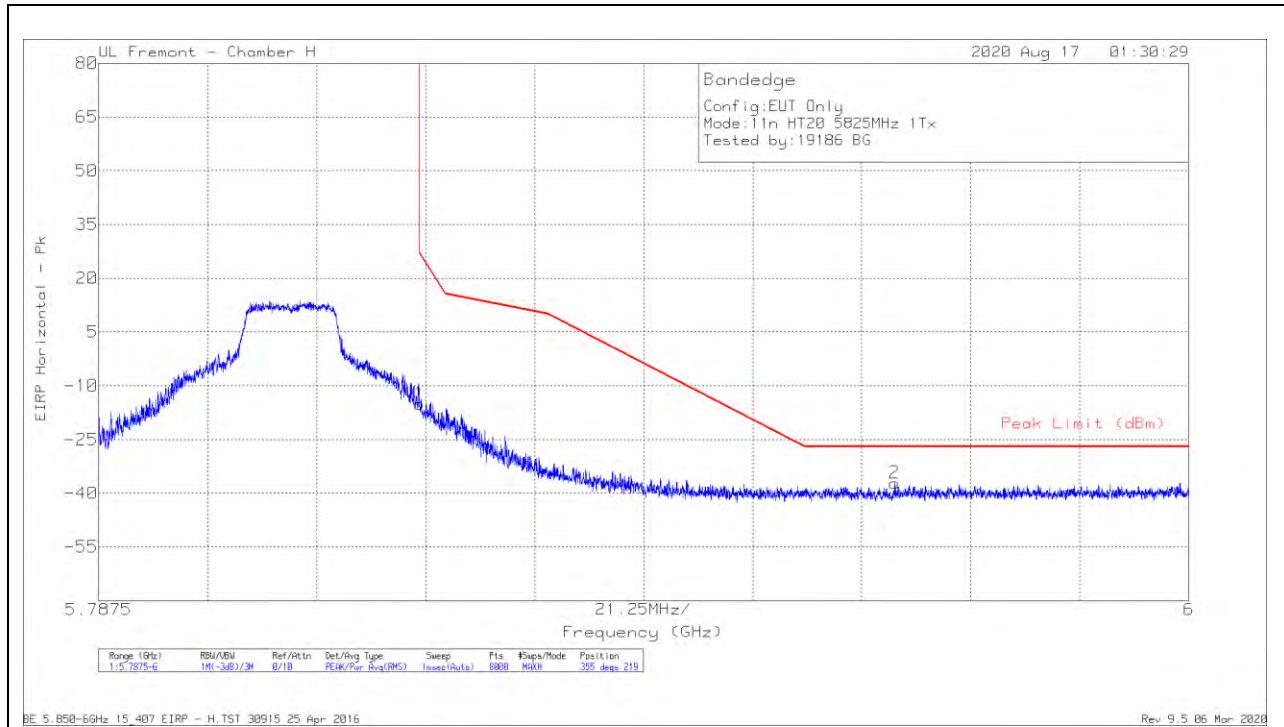


Marker	Frequency (GHz)	Meter Reading (dBm)	Det	AF T863 (dB/m)	Amp/Cbl/Filtr/Pad (dB)	Conversion Factor (dB)	DC Corr (dB)	Corrected Reading EIRP	Peak Limit (dBm)	PK Margin (dB)	Azimuth (Degs)	Height (cm)	Polarity
2	5.64081	-63.21	Pk	35.2	-21.1	11.8	0	-37.31	-27	-10.31	118	391	V
1	5.725	-31.05	Pk	35	-21.1	11.8	0	-5.35	27	-32.35	118	391	V

Pk - Peak detector

BANDEDGE (HIGH CHANNEL)

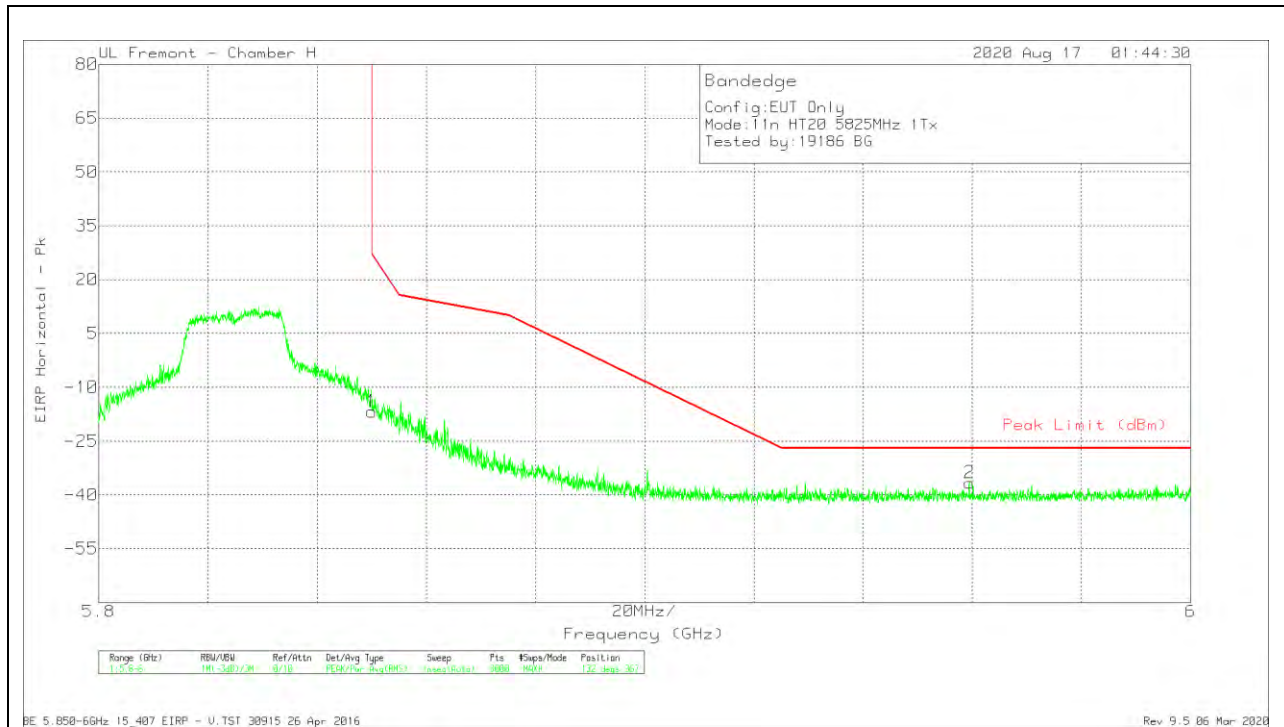
HORIZONTAL RESULT



Marker	Frequency (GHz)	Meter Reading (dBm)	Det	AF T863 (dB/m)	Amp/Cbl/Filtr/P ad (dB)	Conversion Factor (dB)	DC Corr (dB)	Corrected Reading EIRP	Peak Limit (dBm)	PK Margin (dB)	Azimuth (Degs)	Height (cm)	Polarity
1	5.85001	-41.1	Pk	35	-20.7	11.8	0	-15	26.98	-41.98	355	219	H
2	5.94267	-63.67	Pk	35.2	-20.5	11.8	0	-37.17	-27	-10.17	355	219	H

Pk - Peak detector

VERTICAL RESULT



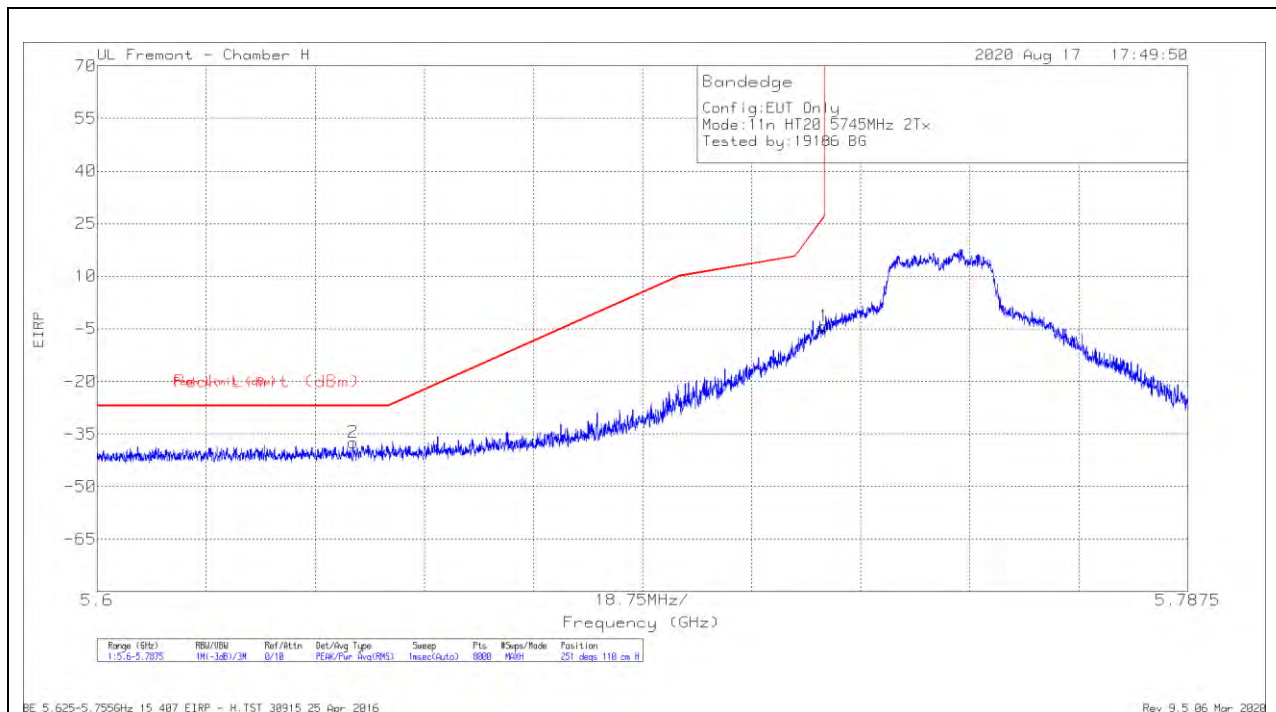
Marker	Frequency (GHz)	Meter Reading (dBm)	Det	AF T863 (dB/m)	Amp/Cbl/Filtr/Pad (dB)	Conversion Factor (dB)	DC Corr (dB)	Corrected Reading EIRP	Peak Limit (dBm)	PK Margin (dB)	Azimuth (Degs)	Height (cm)	Polarity
1	5.85001	-42.67	Pk	35	-20.7	11.8	0	-16.77	26.99	-43.76	132	367	V
2	5.95944	-63.35	Pk	35.1	-20.2	11.8	0	-36.65	-27	-9.65	132	367	V

Pk - Peak detector

2TX ANT 5 + ANT 6 CDD MODE

BANDEDGE (LOW CHANNEL)

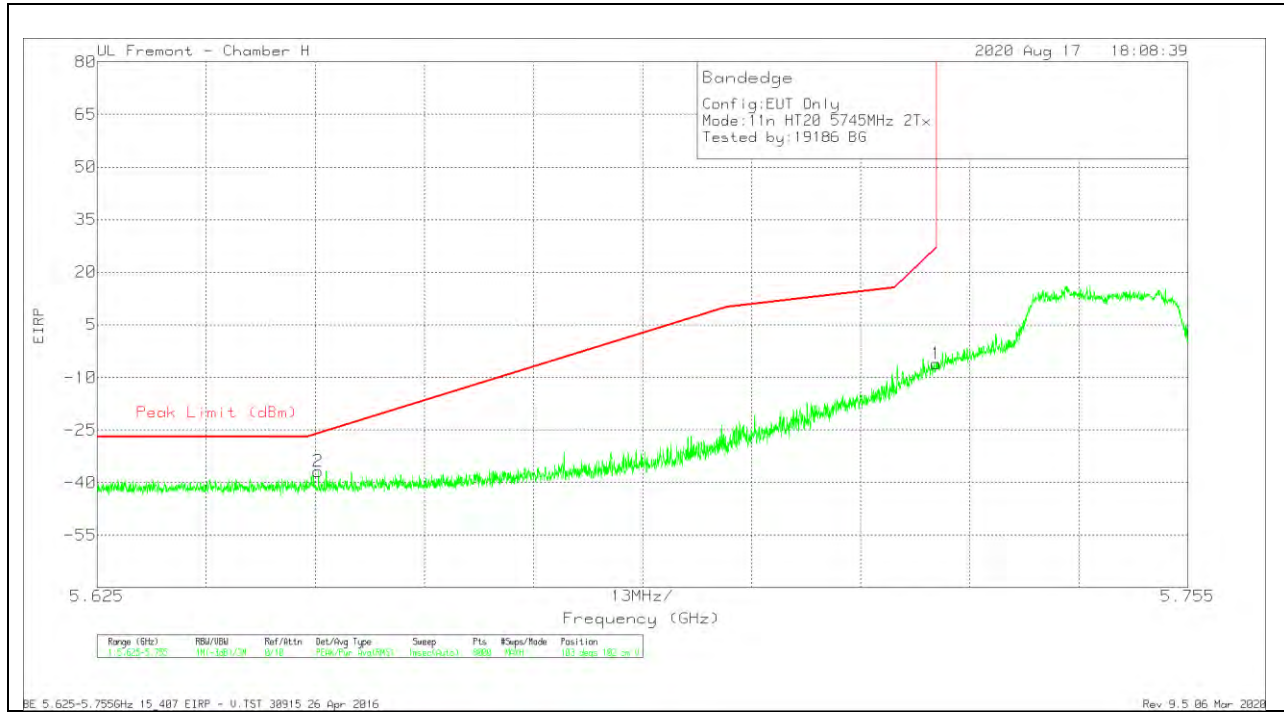
HORIZONTAL RESULT



Marker	Frequency (GHz)	Meter Reading (dBm)	Det	AF T863 (dB/m)	Amp/Cbl/Filtr/P ad (dB)	Conversion Factor (dB)	DC Corr (dB)	Corrected Reading EIRP	Peak Limit (dBm)	PK Margin (dB)	Azimuth (Degs)	Height (cm)	Polarity
2	5.644	-63.32	Pk	35.2	-21.1	11.8	0	-37.42	-27	-10.42	251	110	H
1	5.72498	-30	Pk	35	-21.1	11.8	0	-4.3	26.96	-31.26	251	110	H

Pk - Peak detector

VERTICAL RESULT

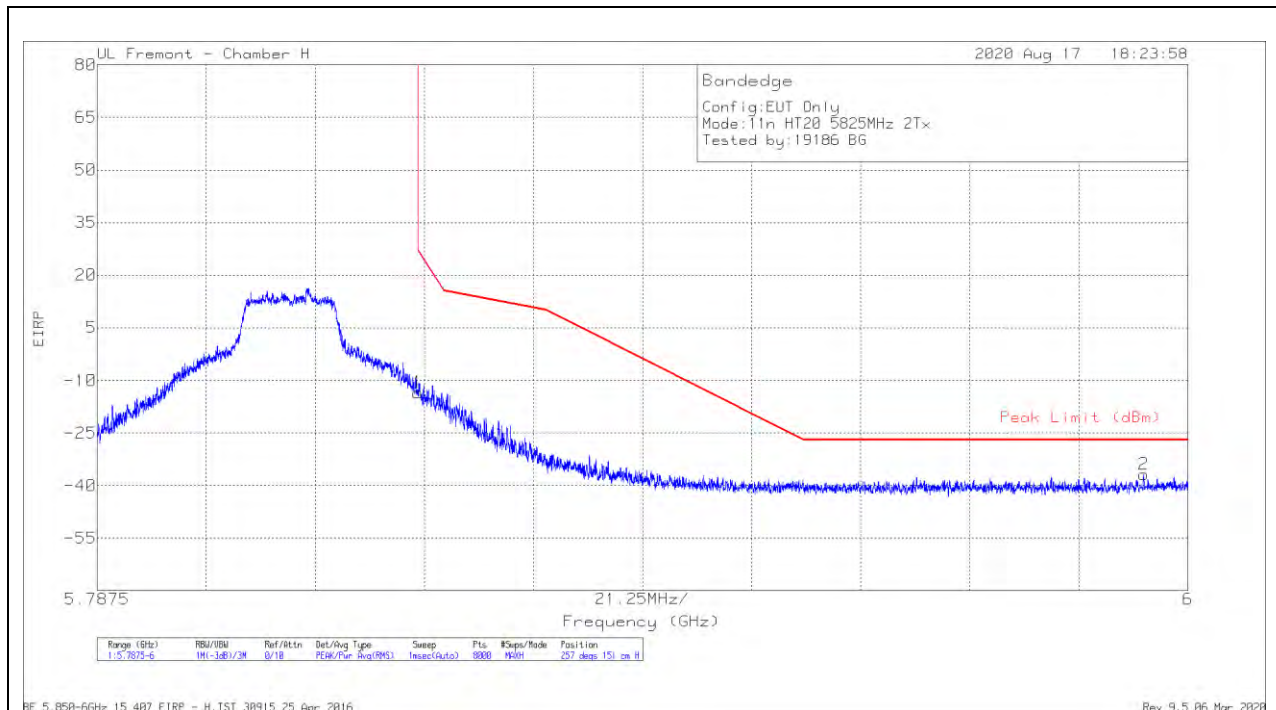


Marker	Frequency (GHz)	Meter Reading (dBm)	Det	AF T863 (dB/m)	Amp/Cbl/Filtr/Pad (dB)	Conversion Factor (dB)	DC Corr (dB)	Corrected Reading EIRP	Peak Limit (dBm)	PK Margin (dB)	Azimuth (Degs)	Height (cm)	Polarity
2	5.65134	-62.59	Pk	35.1	-21.1	11.8	0	-36.79	-26.01	-10.78	103	102	V
1	5.725	-31.89	Pk	35	-21.1	11.8	0	-6.19	27	-33.19	103	102	V

Pk - Peak detector

BANDEDGE (HIGH CHANNEL)

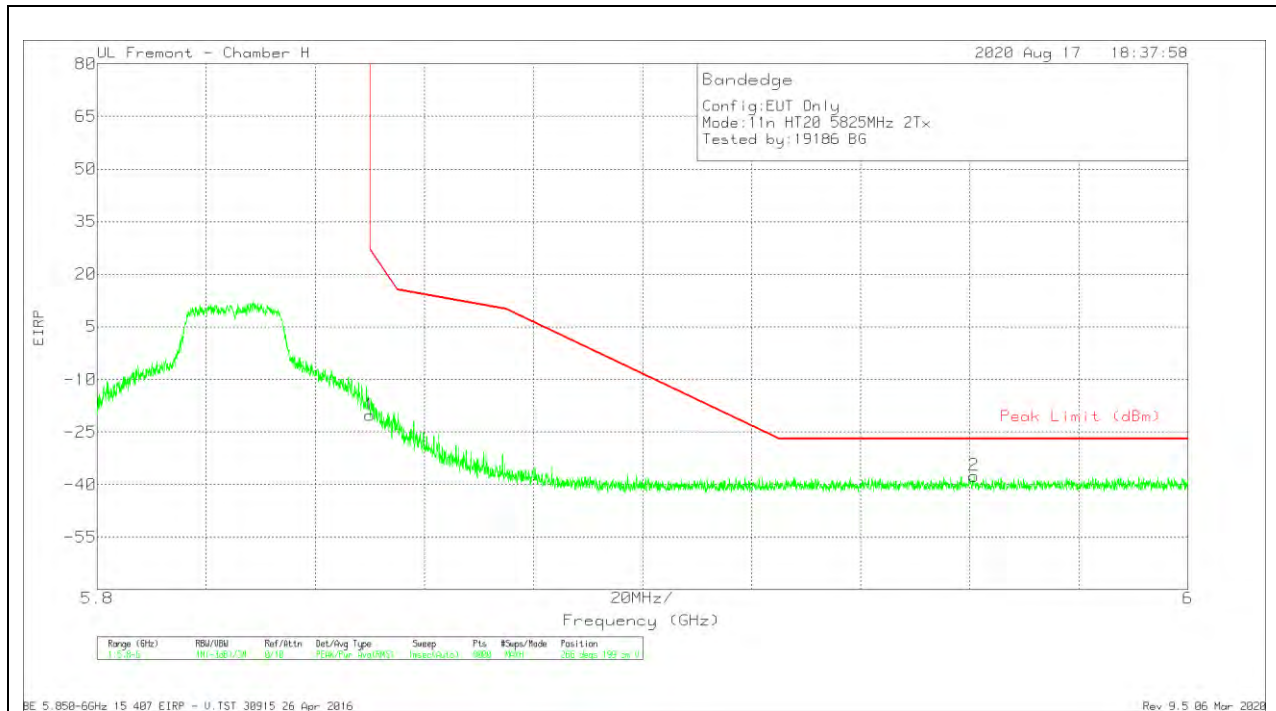
HORIZONTAL RESULT



Marker	Frequency (GHz)	Meter Reading (dBm)	Det	AF T863 (dB/m)	Amp/Cbl/Filtr/Pad (dB)	Conversion Factor (dB)	DC Corr (dB)	Corrected Reading EIRP	Peak Limit (dBm)	PK Margin (dB)	Azimuth (Degs)	Height (cm)	Polarity
1	5.85001	-39.55	Pk	35	-20.7	11.8	0	-13.45	26.98	-40.43	257	151	H
2	5.99139	-63.55	Pk	35.2	-20.3	11.8	0	-36.85	-27	-9.85	257	151	H

Pk - Peak detector

VERTICAL RESULT



Marker	Frequency (GHz)	Meter Reading (dBm)	Det	AF T863 (dB/m)	Amp/Cbl/Filtr/Pad (dB)	Conversion Factor (dB)	DC Corr (dB)	Corrected Reading EIRP	Peak Limit (dBm)	PK Margin (dB)	Azimuth (Degs)	Height (cm)	Polarity
1	5.85001	-46.25	Pk	35	-20.7	11.8	0	-20.15	26.99	-47.14	266	199	V
2	5.96077	-64.16	Pk	35.2	-20.3	11.8	0	-37.46	-27	-10.46	266	199	V

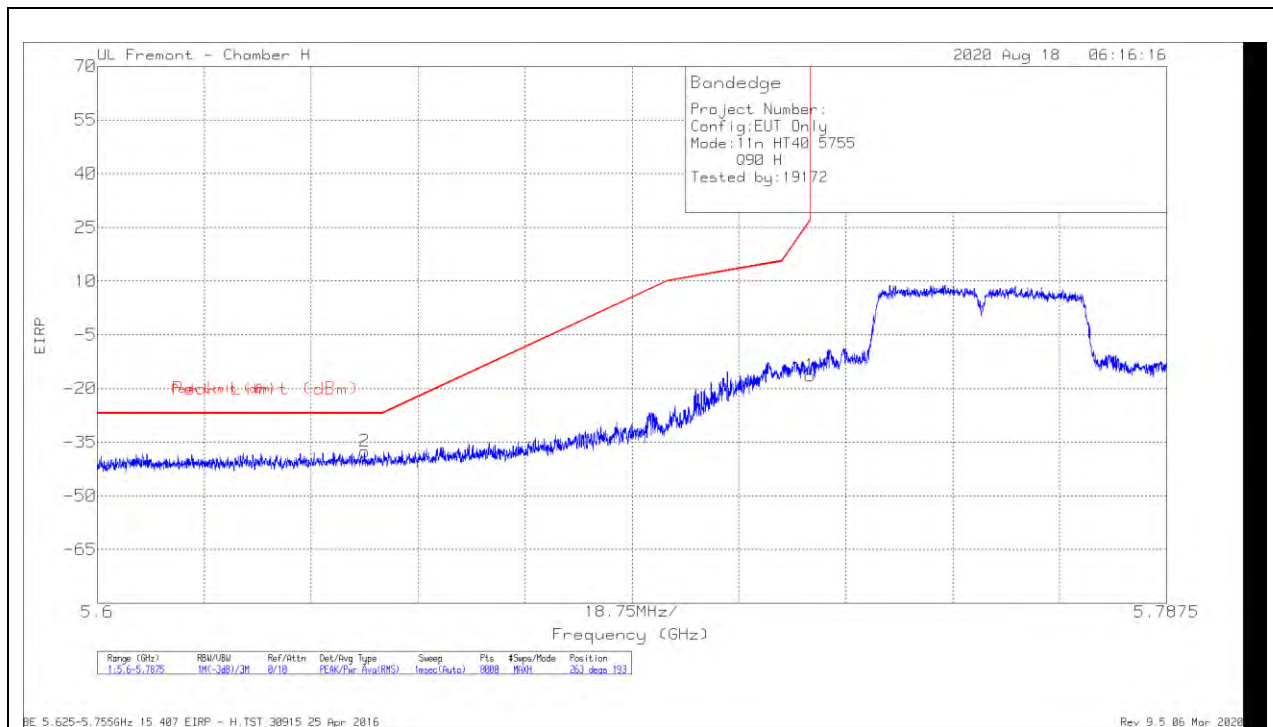
Pk - Peak detector

1.1.20. TX ABOVE 1 GHz 802.11n HT40 MODE IN THE 5.8 GHz BAND

1TX ANT 5

BANDEDGE (LOW CHANNEL)

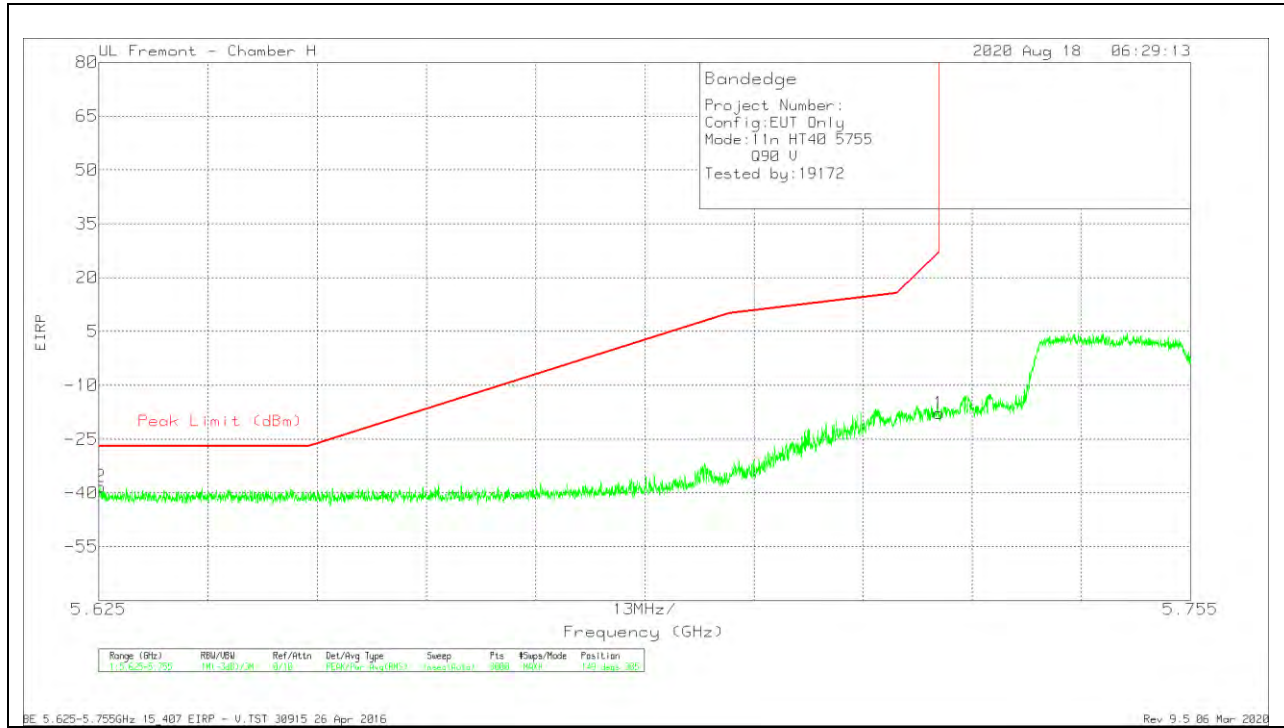
HORIZONTAL RESULT



Marker	Frequency (GHz)	Meter Reading (dBm)	Det	AF T863 (dB/m)	Amp/Cbl/Filtr/Pad (dB)	Conversion Factor (dB)	DC Corr (dB)	Corrected Reading EIRP	Peak Limit (dBm)	PK Margin (dB)	Azimuth (Degs)	Height (cm)	Polarity
2	5.64688	-63.5	Pk	35.1	-21	11.8	0	-37.6	-27	-10.6	263	193	H
1	5.72498	-42.04	Pk	35	-21.1	11.8	0	-16.34	26.96	-43.3	263	193	H

Pk - Peak detector

VERTICAL RESULT

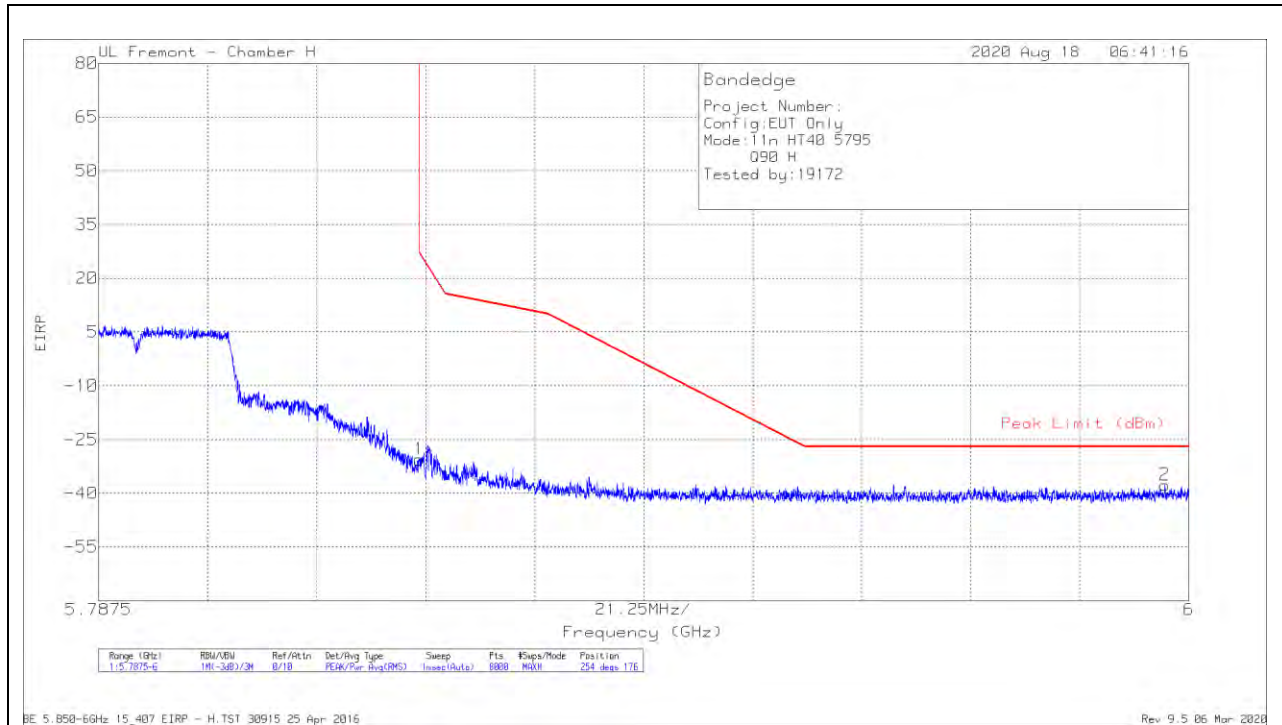


Marker	Frequency (GHz)	Meter Reading (dBm)	Det	AF T863 (dB/m)	Amp/Cbl/Filtr/Pad (dB)	Conversion Factor (dB)	DC Corr (dB)	Corrected Reading EIRP	Peak Limit (dBm)	PK Margin (dB)	Azimuth (Degs)	Height (cm)	Polarity
2	5.62523	-64.18	Pk	35.2	-21.1	11.8	0	-38.28	-27	-11.28	149	385	V
1	5.725	-43.52	Pk	35	-21.1	11.8	0	-17.82	27	-44.82	149	385	V

Pk - Peak detector

BANDEDGE (HIGH CHANNEL)

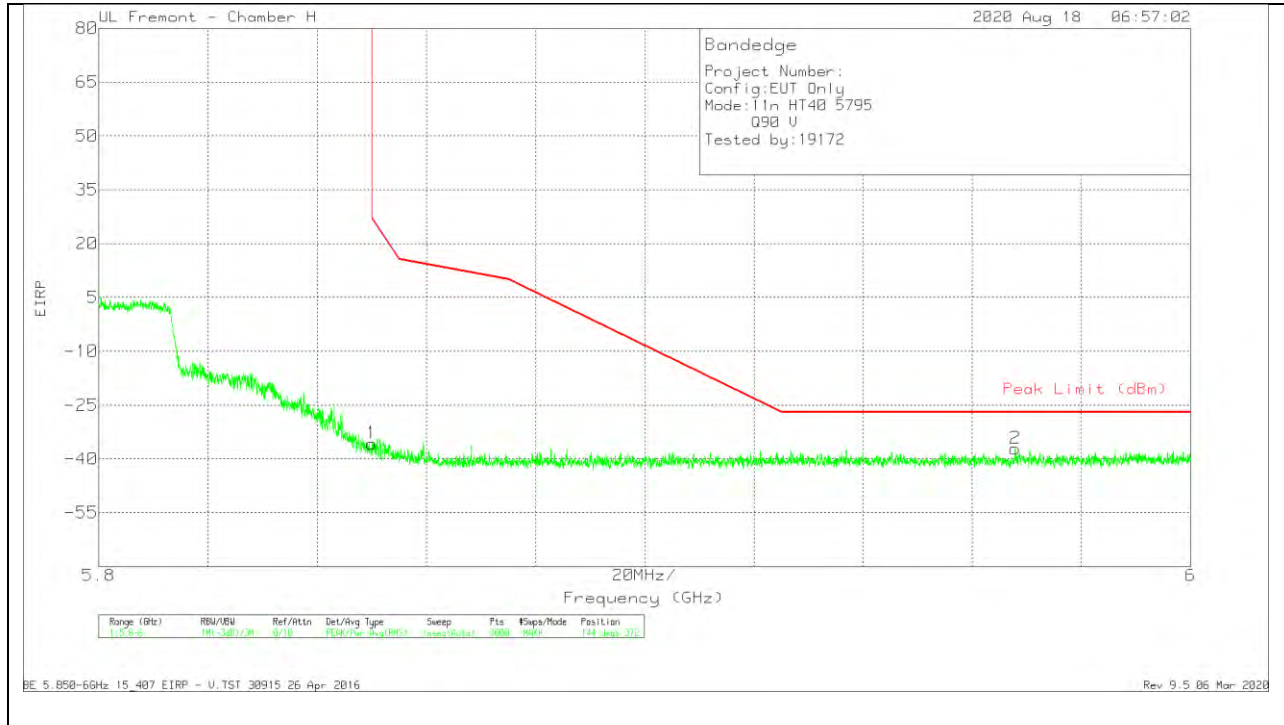
HORIZONTAL RESULT



Marker	Frequency (GHz)	Meter Reading (dBm)	Det	AF T863 (dB/m)	Amp/Cbl/Filtr/P ad (dB)	Conversion Factor (dB)	DC Corr (dB)	Corrected Reading EIRP	Peak Limit (dBm)	PK Margin (dB)	Azimuth (Degs)	Height (cm)	Polarity
1	5.85001	-56.66	Pk	35	-20.7	11.8	0	-30.56	26.98	-57.54	254	176	H
2	5.99533	-64.41	Pk	35.3	-20.4	11.8	0	-37.71	-27	-10.71	254	176	H

Pk - Peak detector

VERTICAL RESULT



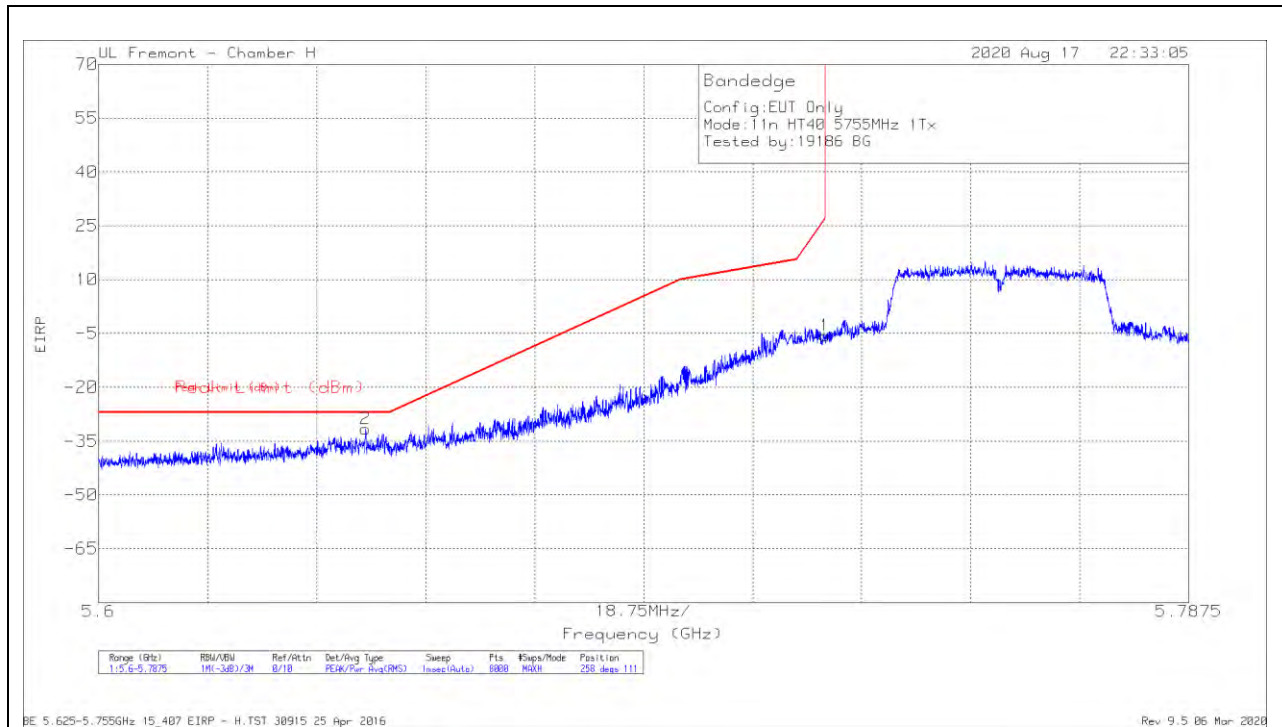
Marker	Frequency (GHz)	Meter Reading (dBm)	Det	AF T863 (dB/m)	Amp/Cbl/Filtr/P ad (dB)	Conversion Factor (dB)	DC Corr (dB)	Corrected Reading EIRP	Peak Limit (dBm)	PK Margin (dB)	Azimuth (Degs)	Height (cm)	Polarity
1	5.85001	-61.81	Pk	35	-20.7	11.8	0	-35.71	26.99	-62.7	144	372	V
2	5.96787	-63.81	Pk	35.2	-20.3	11.8	0	-37.11	-27	-10.11	144	372	V

Pk - Peak detector

1TX ANT 6

BANDEDGE (LOW CHANNEL)

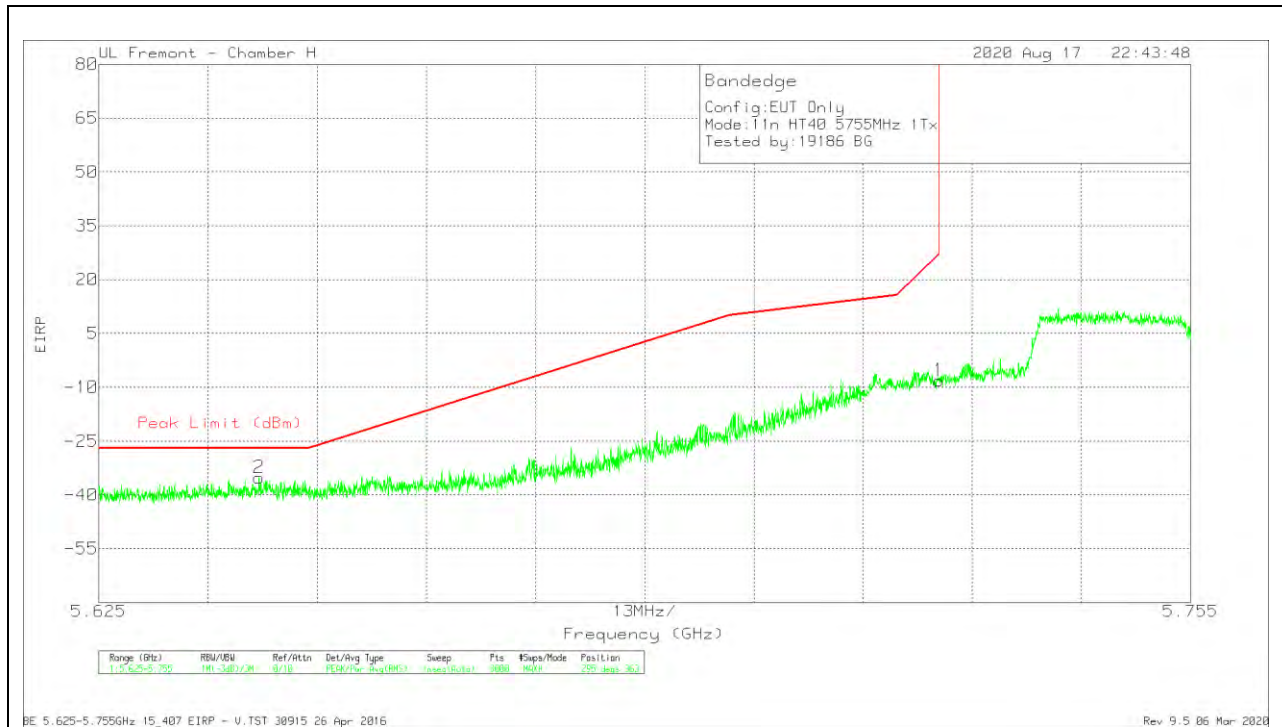
HORIZONTAL RESULT



Marker	Frequency (GHz)	Meter Reading (dBm)	Det	AF T863 (dB/m)	Amp/Cbl/Filtr/P ad (dB)	Conversion Factor (dB)	DC Corr (dB)	Corrected Reading EIRP	Peak Limit (dBm)	PK Margin (dB)	Azimuth (Degs)	Height (cm)	Polarity
2	5.64592	-57.65	Pk	35.2	-21	11.8	0	-31.65	-27	-4.65	258	111	H
1	5.72498	-31.4	Pk	35	-21.1	11.8	0	-5.7	26.96	-32.66	258	111	H

Pk - Peak detector

VERTICAL RESULT

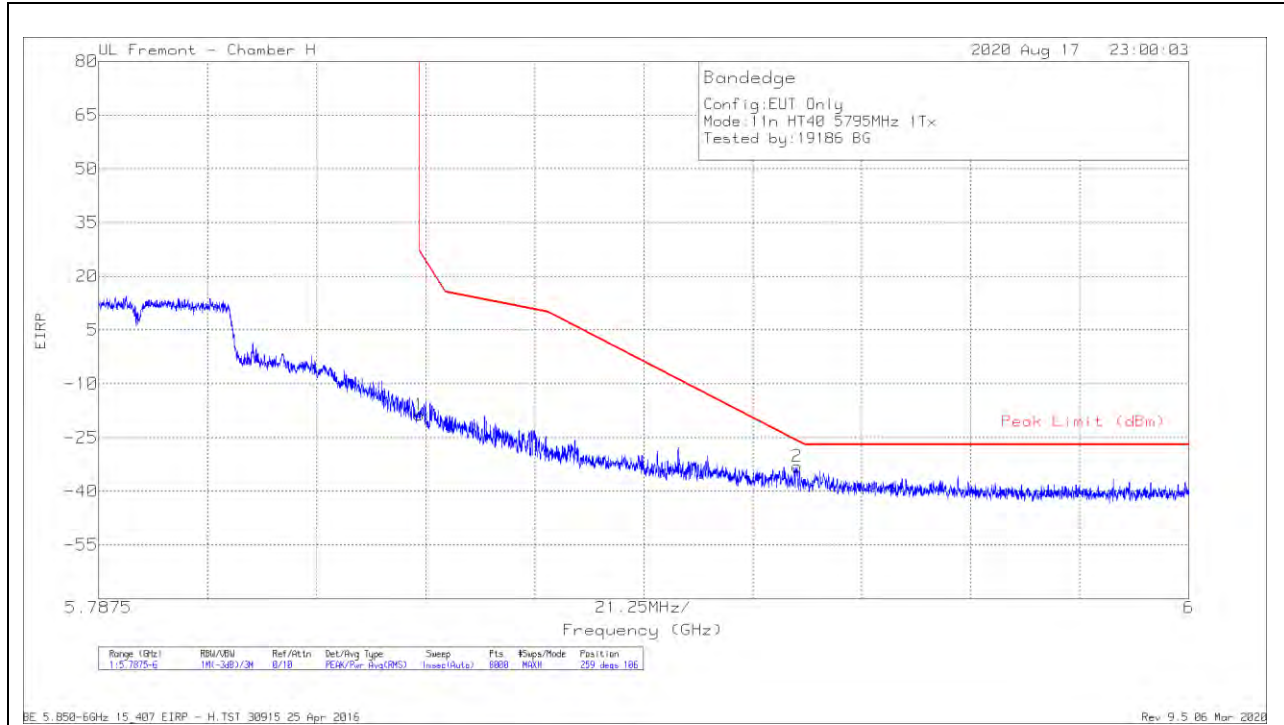


Marker	Frequency (GHz)	Meter Reading (dBm)	Det	AF T863 (dB/m)	Amp/Cbl/Filt/Pad (dB)	Conversion Factor (dB)	DC Corr (dB)	Corrected Reading EIRP	Peak Limit (dBm)	PK Margin (dB)	Azimuth (Degs)	Height (cm)	Polarity
2	5.64408	-61.08	Pk	35.2	-21.1	11.8	0	-35.18	-27	-8.18	295	363	V
1	5.725	-33.85	Pk	35	-21.1	11.8	0	-8.15	27	-35.15	295	363	V

Pk - Peak detector

BANDEDGE (HIGH CHANNEL)

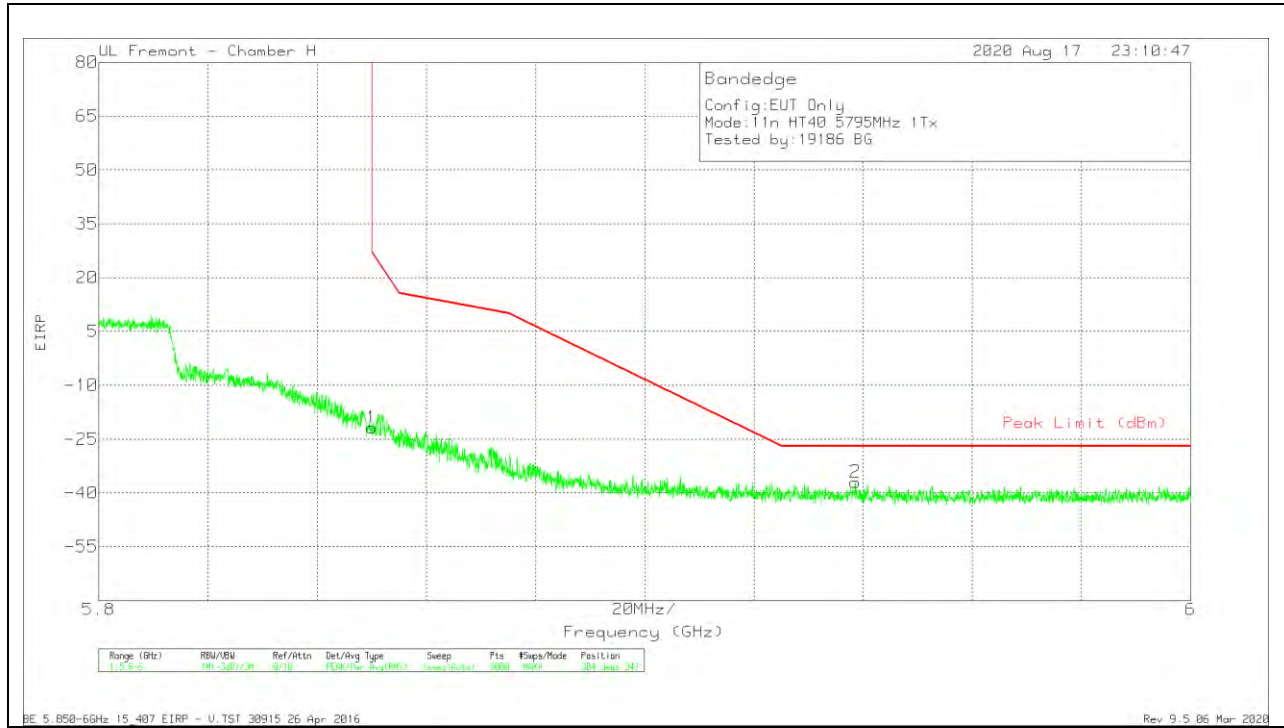
HORIZONTAL RESULT



Marker	Frequency (GHz)	Meter Reading (dBm)	Det	AF T863 (dB/m)	Amp/Cbl/Filtr/P ad (dB)	Conversion Factor (dB)	DC Corr (dB)	Corrected Reading EIRP	Peak Limit (dBm)	PK Margin (dB)	Azimuth (Degs)	Height (cm)	Polarity
1	5.85001	-44.85	Pk	35	-20.7	11.8	0	-18.75	26.98	-45.73	259	106	H
2	5.92368	-59.48	Pk	35.1	-20.5	11.8	0	-33.08	-26.02	-7.06	259	106	H

Pk - Peak detector

VERTICAL RESULT



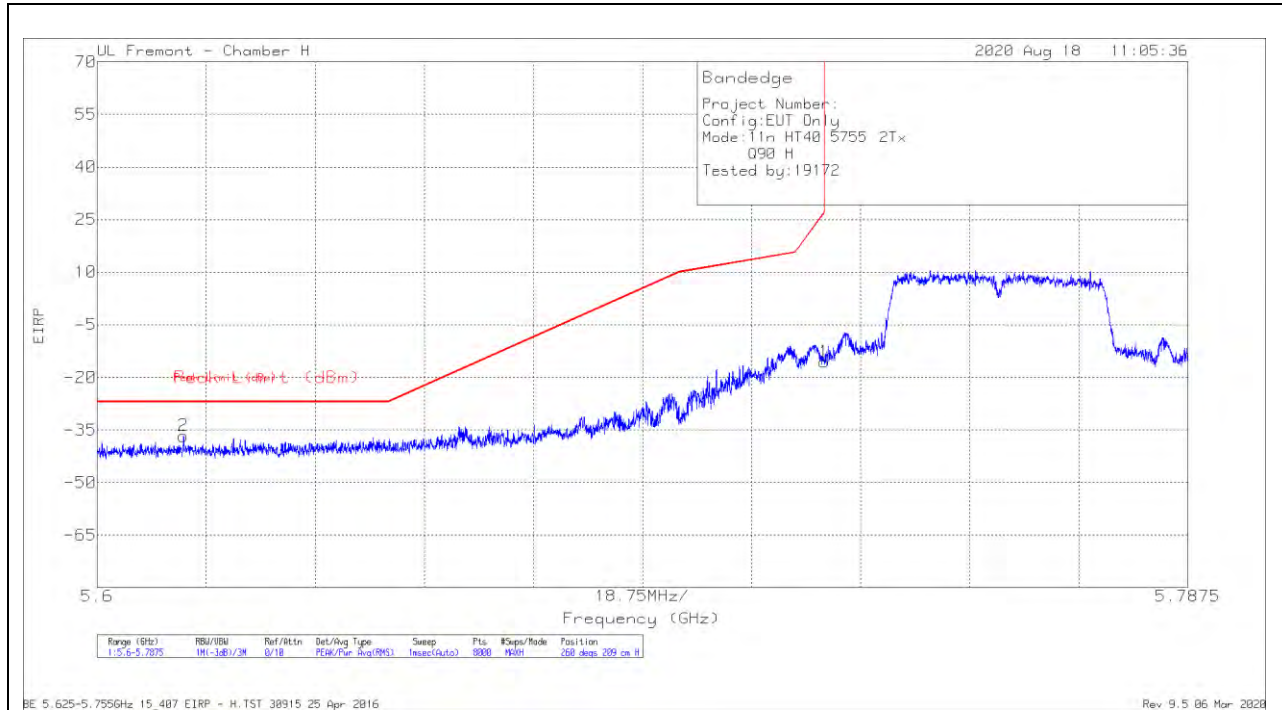
Marker	Frequency (GHz)	Meter Reading (dBm)	Det	AF T863 (dB/m)	Amp/Cbl/Filtr/Pad (dB)	Conversion Factor (dB)	DC Corr (dB)	Corrected Reading EIRP	Peak Limit (dBm)	PK Margin (dB)	Azimuth (Degs)	Height (cm)	Polarity
1	5.85001	-47.92	Pk	35	-20.7	11.8	0	-21.82	26.99	-48.81	304	347	V
2	5.93859	-63.49	Pk	35.1	-20.4	11.8	0	-36.99	-27	-9.99	304	347	V

Pk - Peak detector

2TX ANT 5 + ANT 6 CDD MODE

BANDEDGE (LOW CHANNEL)

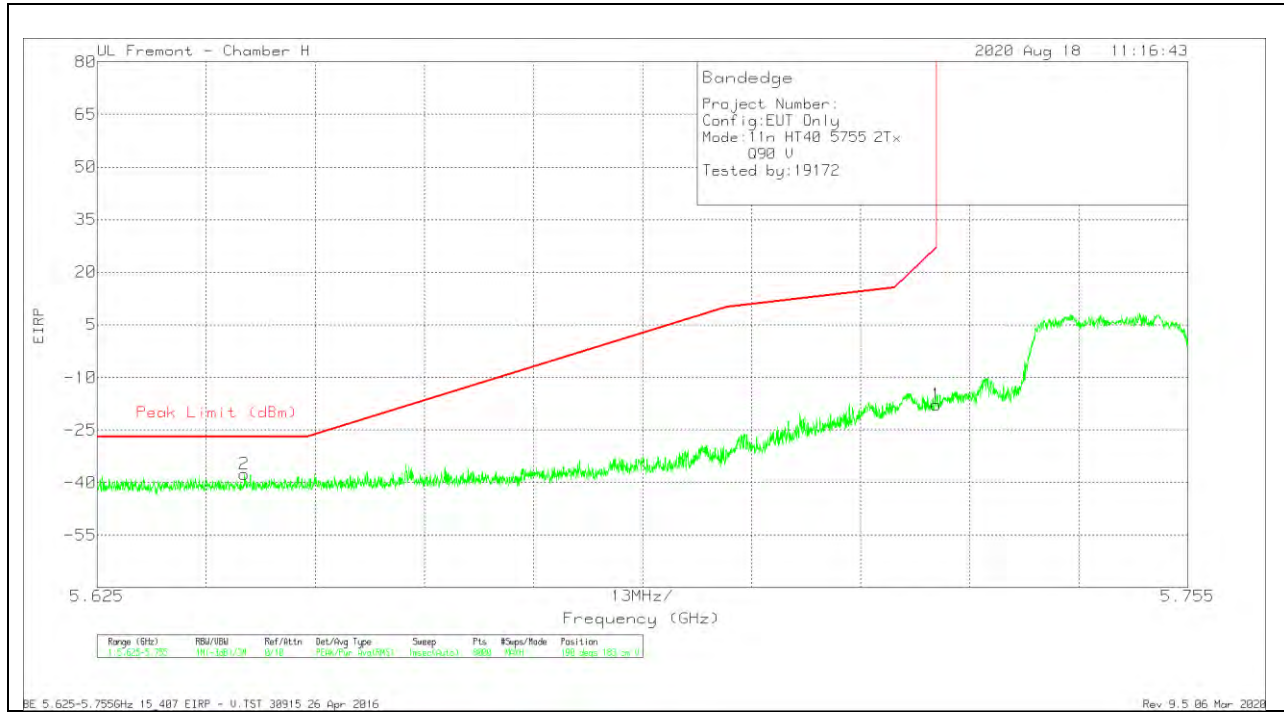
HORIZONTAL RESULT



Marker	Frequency (GHz)	Meter Reading (dBm)	Det	AF T863 (dB/m)	Amp/Cbl/Filtr/P ad (dB)	Conversion Factor (dB)	DC Corr (dB)	Corrected Reading EIRP	Peak Limit (dBm)	PK Margin (dB)	Azimuth (Degs)	Height (cm)	Polarity
2	5.61484	-62.63	Pk	35.2	-21.1	11.8	0	-36.73	-27	-9.73	260	209	H
1	5.72498	-41.22	Pk	35	-21.1	11.8	0	-15.52	26.96	-42.48	260	209	H

Pk - Peak detector

VERTICAL RESULT

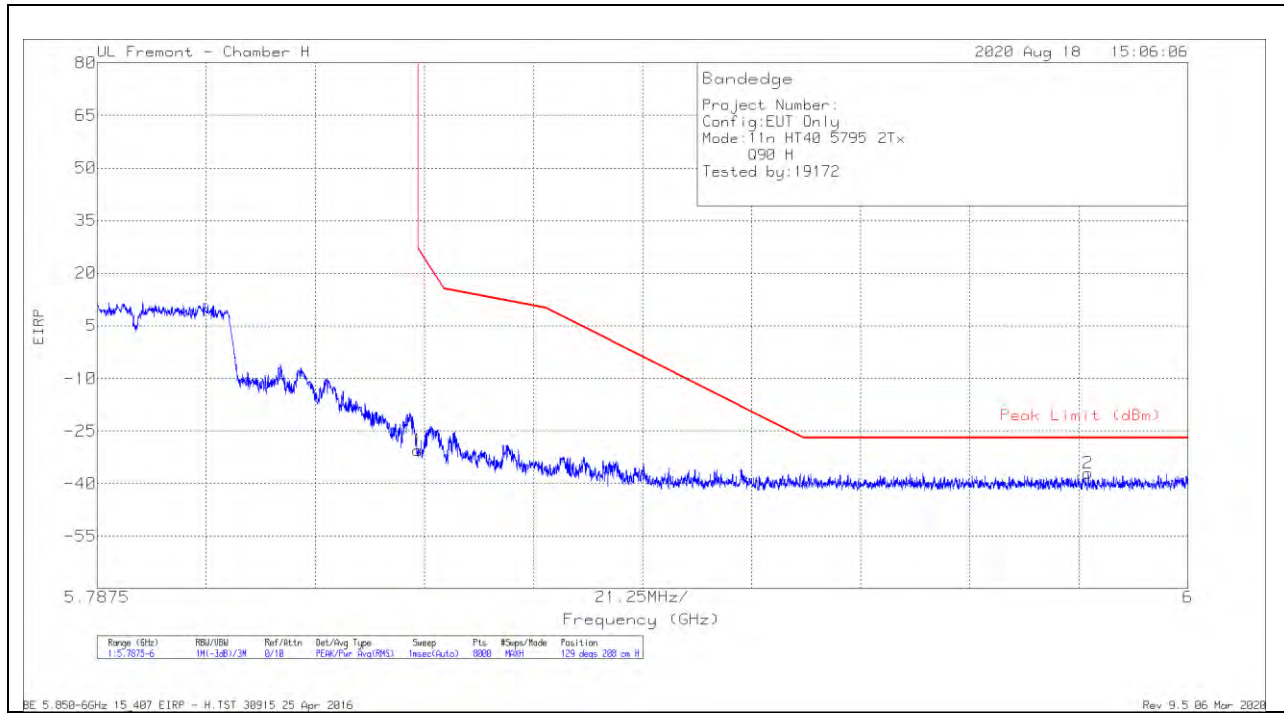


Marker	Frequency (GHz)	Meter Reading (dBm)	Det	AF T863 (dB/m)	Amp/Cbl/Filtr/Pad (dB)	Conversion Factor (dB)	DC Corr (dB)	Corrected Reading EIRP	Peak Limit (dBm)	PK Margin (dB)	Azimuth (Degs)	Height (cm)	Polarity
2	5.64254	-63.49	Pk	35.2	-21.1	11.8	0	-37.59	-27	-10.59	190	183	V
1	5.725	-43.43	Pk	35	-21.1	11.8	0	-17.73	27	-44.73	190	183	V

Pk - Peak detector

BANDEDGE (HIGH CHANNEL)

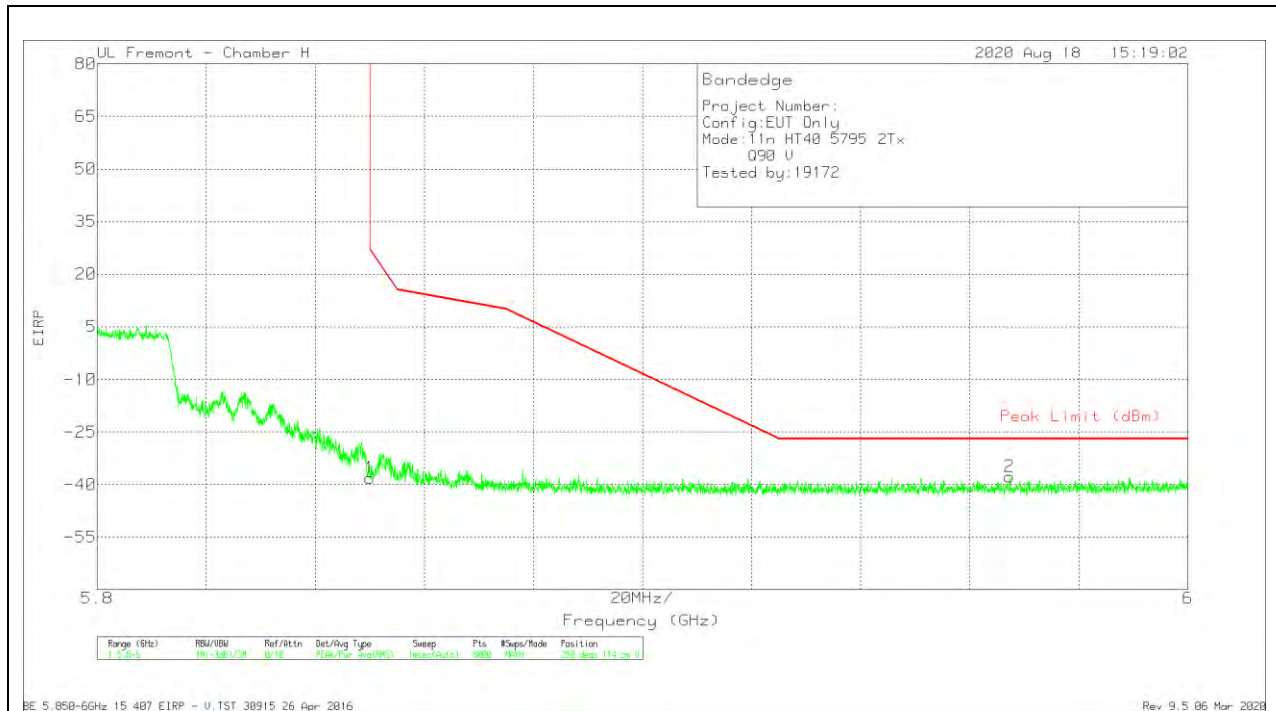
HORIZONTAL RESULT



Marker	Frequency (GHz)	Meter Reading (dBm)	Det	AF T863 (dB/m)	Amp/Cbl/Filtr/Pad (dB)	Conversion Factor (dB)	DC Corr (dB)	Corrected Reading EIRP	Peak Limit (dBm)	PK Margin (dB)	Azimuth (Degs)	Height (cm)	Polarity
1	5.85001	-56.62	Pk	35	-20.7	11.8	0	-30.52	26.98	-57.5	129	208	H
2	5.98058	-63.63	Pk	35.2	-20.4	11.8	0	-37.03	-27	-10.03	129	208	H

Pk - Peak detector

VERTICAL RESULT



Marker	Frequency (GHz)	Meter Reading (dBm)	Det	AF T863 (dB/m)	Amp/Cbl/Filtr/Pad (dB)	Conversion Factor (dB)	DC Corr (dB)	Corrected Reading EIRP	Peak Limit (dBm)	PK Margin (dB)	Azimuth (Degs)	Height (cm)	Polarity
1	5.85001	-64.2	Pk	35	-20.7	11.8	0	-38.1	26.99	-65.09	250	114	V
2	5.96735	-64.52	Pk	35.2	-20.3	11.8	0	-37.82	-27	-10.82	250	114	V

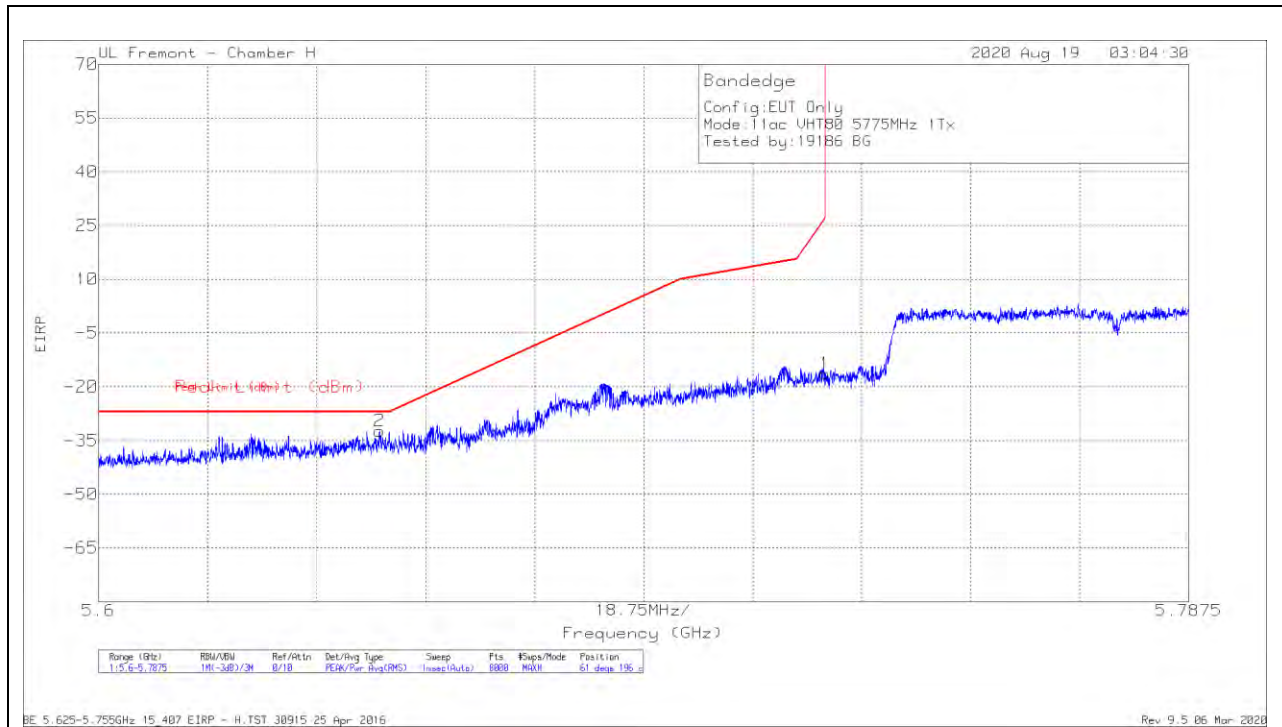
Pk - Peak detector

1.1.21. TX ABOVE 1 GHz 802.11ac VHT80 MODE IN THE 5.8 GHz Band

1TX ANT 5

BANDEDGE (CHANNEL 155 LOW EDGE)

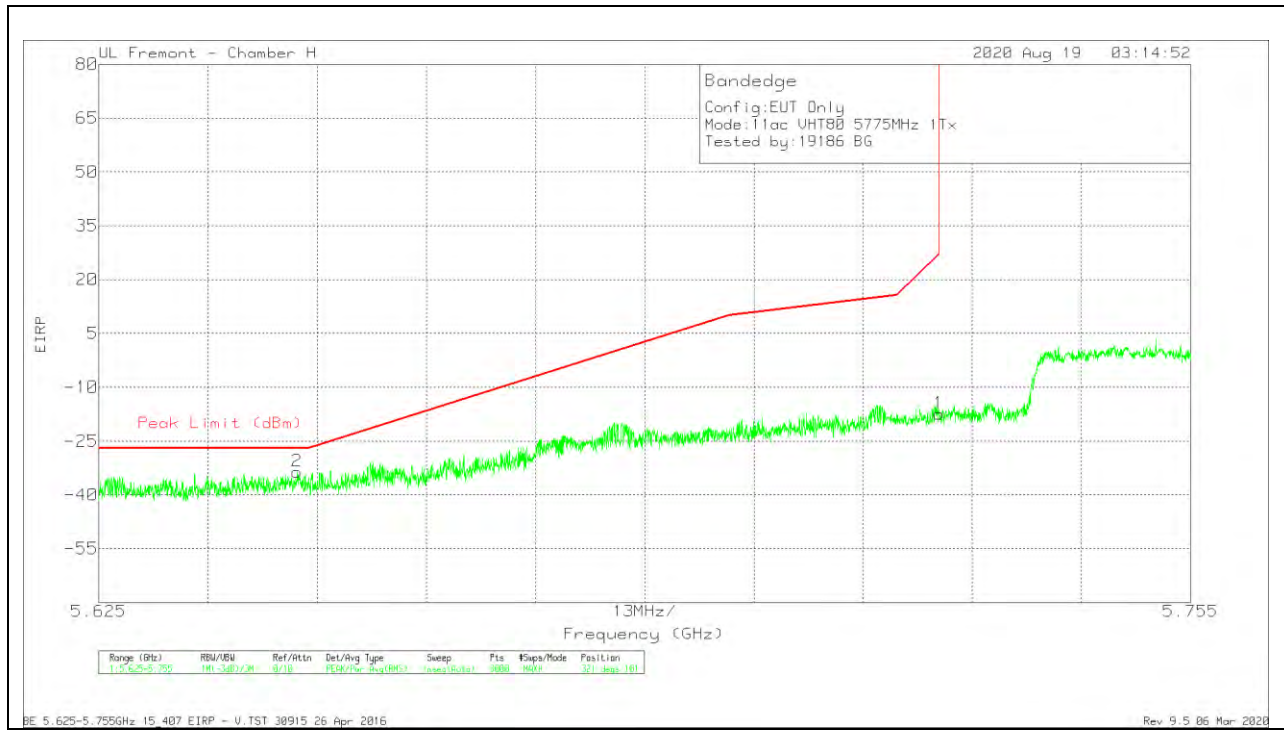
HORIZONTAL RESULT



Marker	Frequency (GHz)	Meter Reading (dBm)	Det	AF T863 (dB/m)	Amp/Cbl/Filtr/Pad (dB)	Conversion Factor (dB)	DC Corr (dB)	Corrected Reading EIRP	Peak Limit (dBm)	PK Margin (dB)	Azimuth (Degs)	Height (cm)	Polarity
2	5.64829	-58.24	Pk	35.1	-21	11.8	0	-32.34	-27	-5.34	61	196	H
1	5.72498	-42.09	Pk	35	-21.1	11.8	0	-16.39	26.96	-43.35	61	196	H

Pk - Peak detector

VERTICAL RESULT

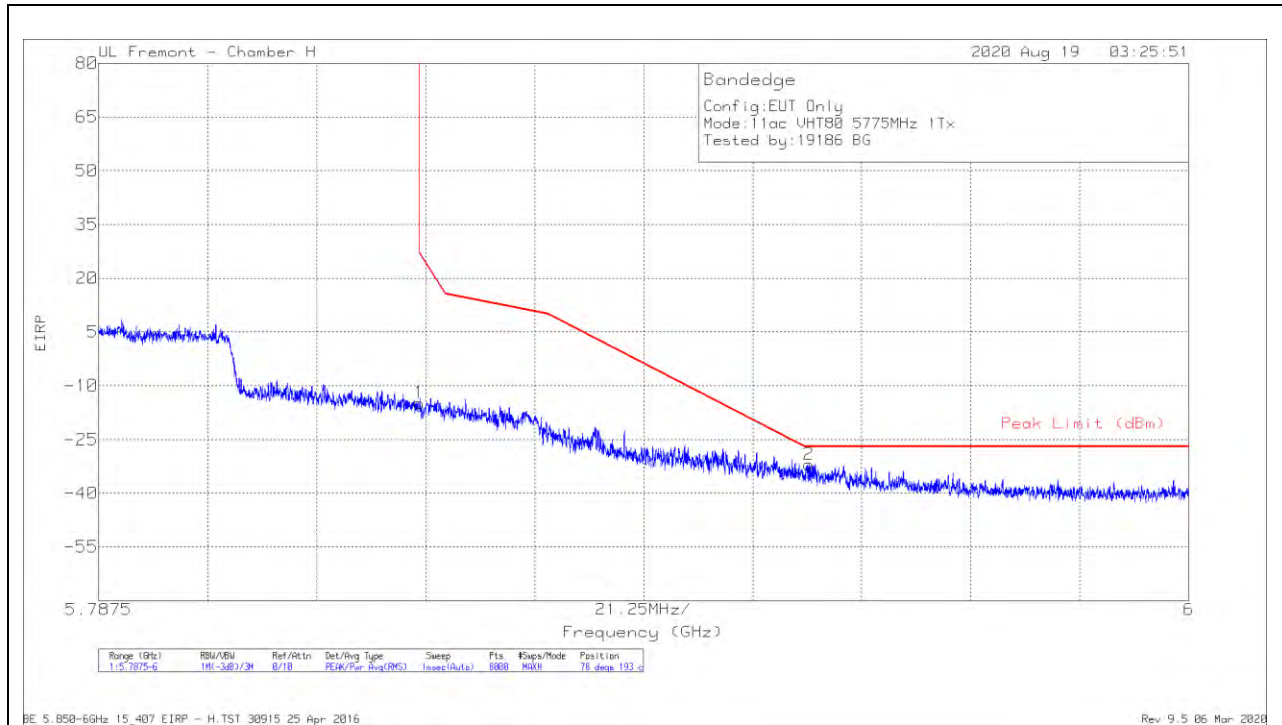


Marker	Frequency (GHz)	Meter Reading (dBm)	Det	AF T863 (dB/m)	Amp/Cbl/Filtr/Pad (dB)	Conversion Factor (dB)	DC Corr (dB)	Corrected Reading EIRP	Peak Limit (dBm)	PK Margin (dB)	Azimuth (Degs)	Height (cm)	Polarity
2	5.6486	-59.4	Pk	35.1	-21	11.8	0	-33.5	-27	-6.5	321	101	V
1	5.725	-43.06	Pk	35	-21.1	11.8	0	-17.36	27	-44.36	321	101	V

Pk - Peak detector

BANDEDGE (CHANNEL 155 HIGH EDGE)

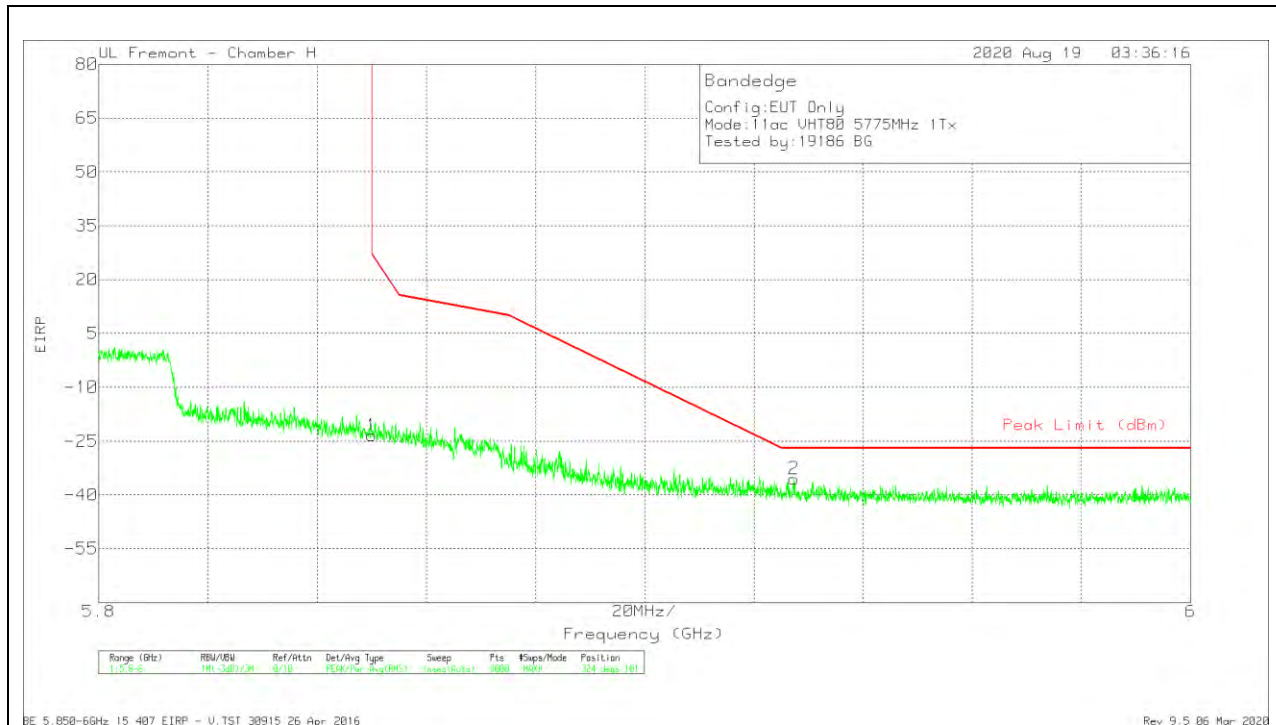
HORIZONTAL RESULT



Marker	Frequency (GHz)	Meter Reading (dBm)	Det	AF T863 (dB/m)	Amp/Cbl/Filtr/P ad (dB)	Conversion Factor (dB)	DC Corr (dB)	Corrected Reading EIRP	Peak Limit (dBm)	PK Margin (dB)	Azimuth (Degs)	Height (cm)	Polarity
1	5.85001	-40.9	Pk	35	-20.7	11.8	0	-14.8	26.98	-41.78	78	193	H
2	5.92594	-58.45	Pk	35.1	-20.4	11.8	0	-31.95	-27	-4.95	78	193	H

Pk - Peak detector

VERTICAL RESULT



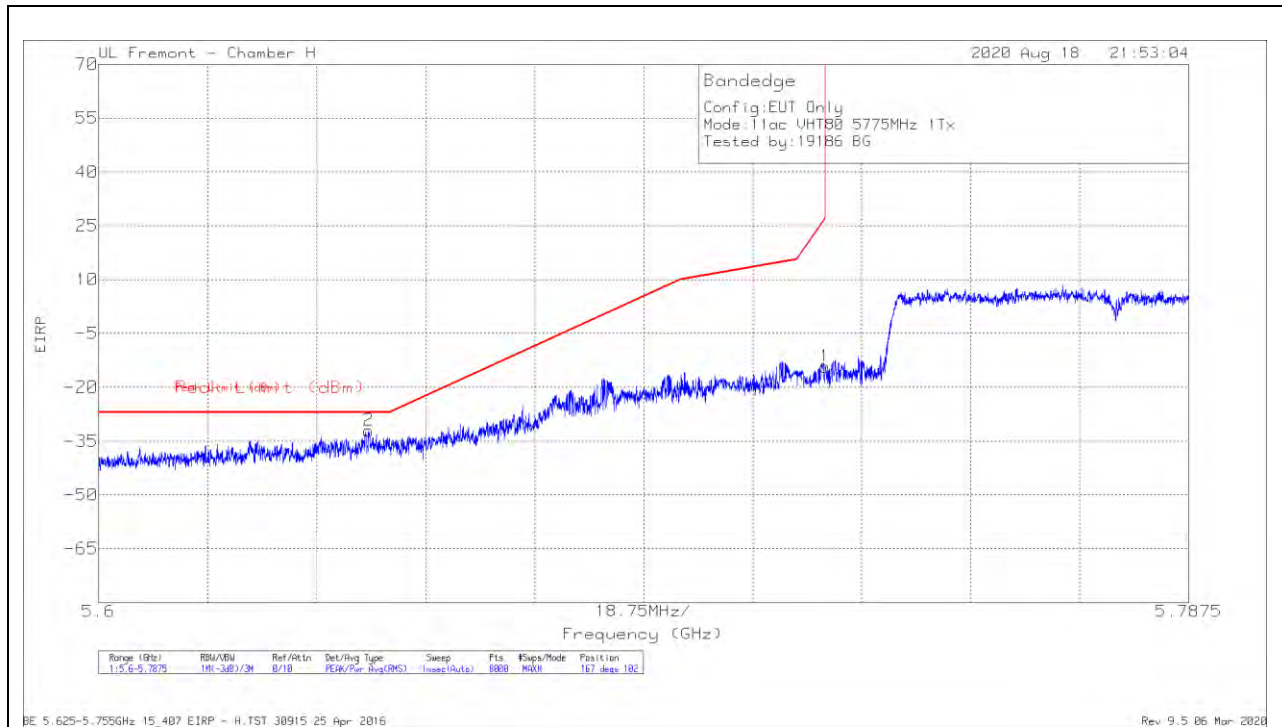
Marker	Frequency (GHz)	Meter Reading (dBm)	Det	AF T863 (dB/m)	Amp/Cbl/Filtr/Pad (dB)	Conversion Factor (dB)	DC Corr (dB)	Corrected Reading EIRP	Peak Limit (dBm)	PK Margin (dB)	Azimuth (Degs)	Height (cm)	Polarity
1	5.85001	-49.56	Pk	35	-20.7	11.8	0	-23.46	26.99	-50.45	324	101	V
2	5.92737	-62.04	Pk	35.1	-20.4	11.8	0	-35.54	-27	-8.54	324	101	V

Pk - Peak detector

1TX ANT 6

BANDEDGE (CHANNEL 155 LOW EDGE)

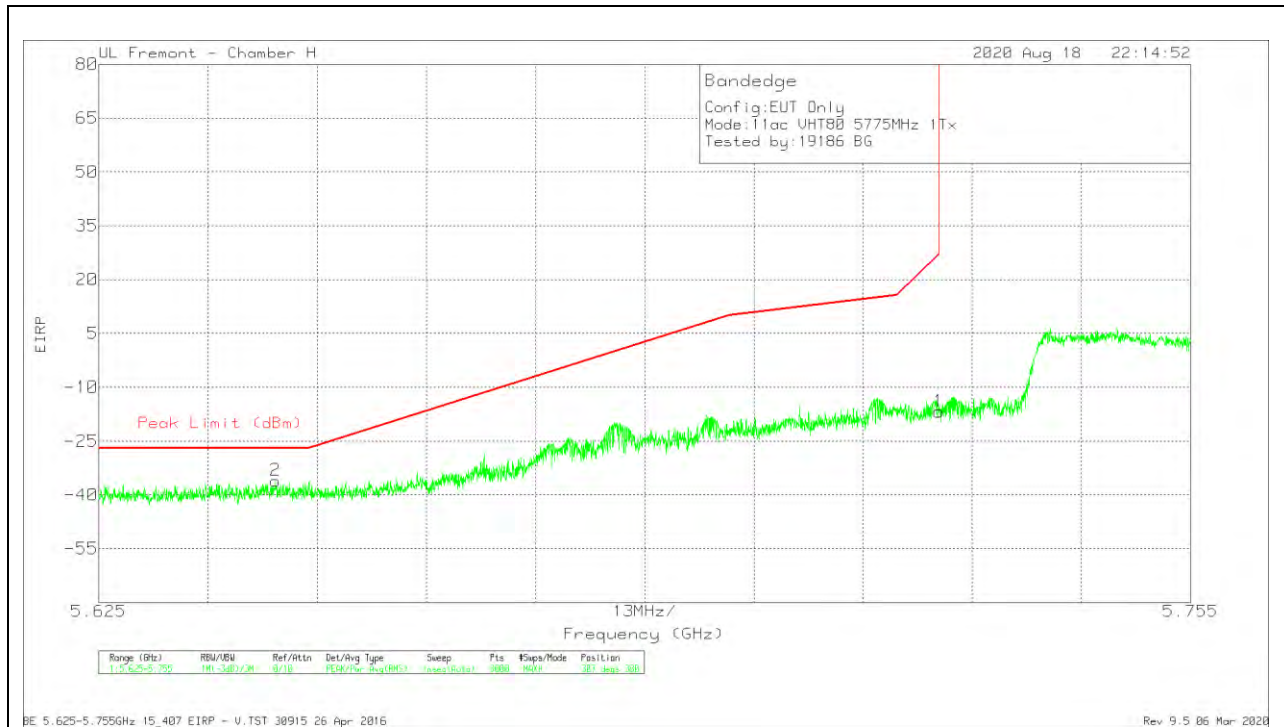
HORIZONTAL RESULT



Marker	Frequency (GHz)	Meter Reading (dBm)	Det	AF T863 (dB/m)	Amp/Cbl/Filtr/P ad (dB)	Conversion Factor (dB)	DC Corr (dB)	Corrected Reading EIRP	Peak Limit (dBm)	PK Margin (dB)	Azimuth (Degs)	Height (cm)	Polarity
2	5.64641	-58.05	Pk	35.2	-21	11.8	0	-32.05	-27	-5.05	167	102	H
1	5.72498	-39.97	Pk	35	-21.1	11.8	0	-14.27	26.96	-41.23	167	102	H

Pk - Peak detector

VERTICAL RESULT

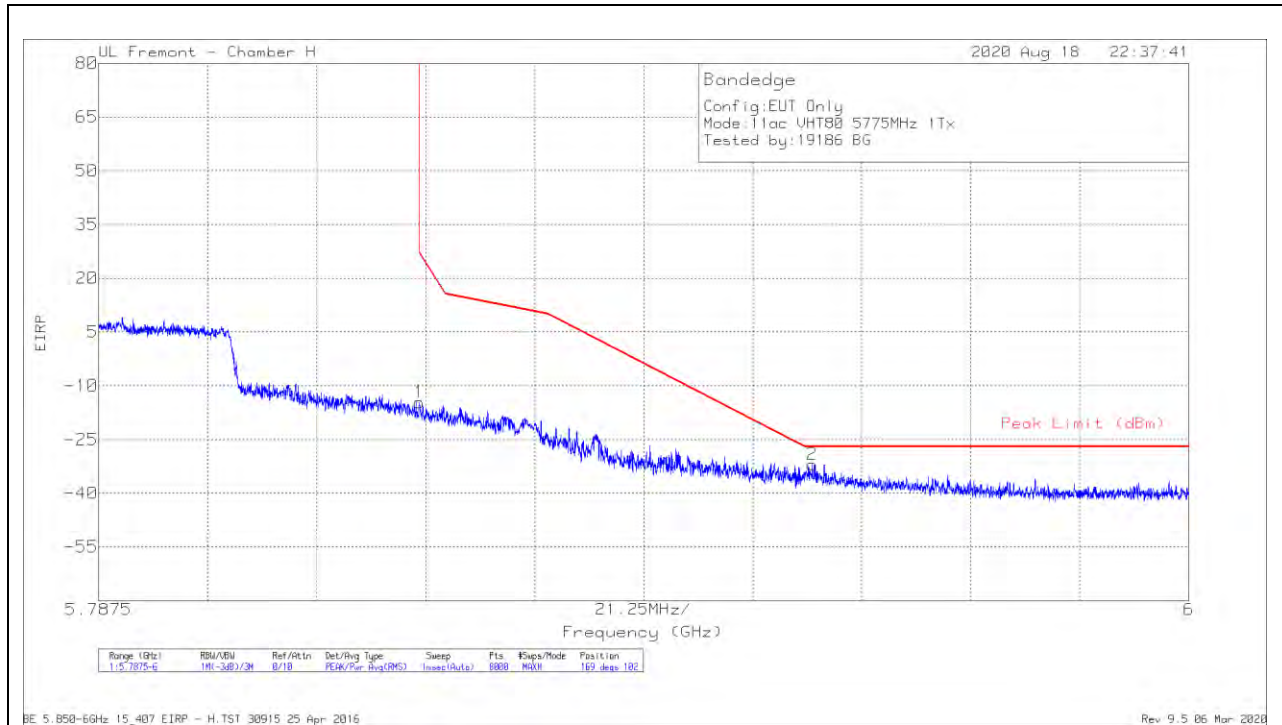


Marker	Frequency (GHz)	Meter Reading (dBm)	Det	AF T863 (dB/m)	Amp/Cbl/Filtr/Pad (dB)	Conversion Factor (dB)	DC Corr (dB)	Corrected Reading EIRP	Peak Limit (dBm)	PK Margin (dB)	Azimuth (Degs)	Height (cm)	Polarity
2	5.64606	-62.04	Pk	35.2	-21	11.8	0	-36.04	-27	-9.04	307	380	V
1	5.725	-42.48	Pk	35	-21.1	11.8	0	-16.78	27	-43.78	307	380	V

Pk - Peak detector

BANDEDGE (CHANNEL 155 HIGH EDGE)

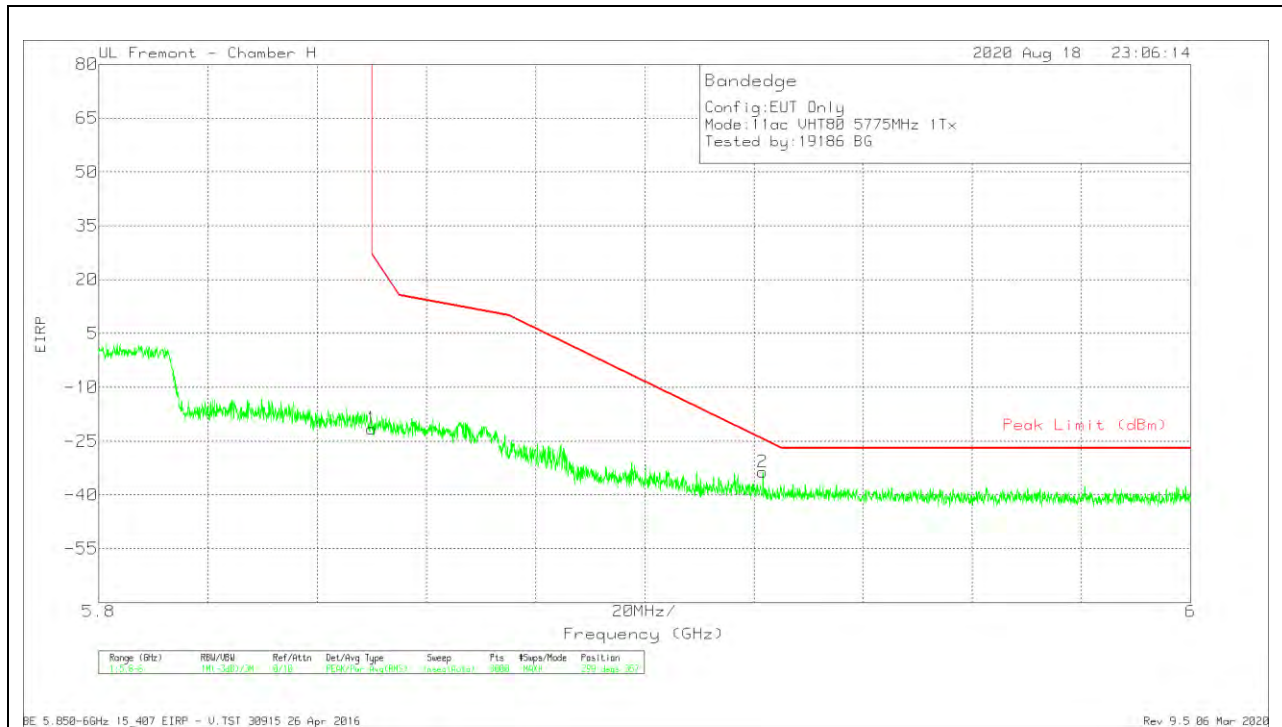
HORIZONTAL RESULT



Marker	Frequency (GHz)	Meter Reading (dBm)	Det	AF T863 (dB/m)	Amp/Cb1/Filtr/Pad (dB)	Conversion Factor (dB)	DC Corr (dB)	Corrected Reading EIRP	Peak Limit (dBm)	PK Margin (dB)	Azimuth (Degs)	Height (cm)	Polarity
1	5.85001	-40.71	Pk	35	-20.7	11.8	0	-14.61	26.98	-41.59	169	102	H
2	5.9266	-58.52	Pk	35.1	-20.4	11.8	0	-32.02	-27	-5.02	169	102	H

Pk - Peak detector

VERTICAL RESULT



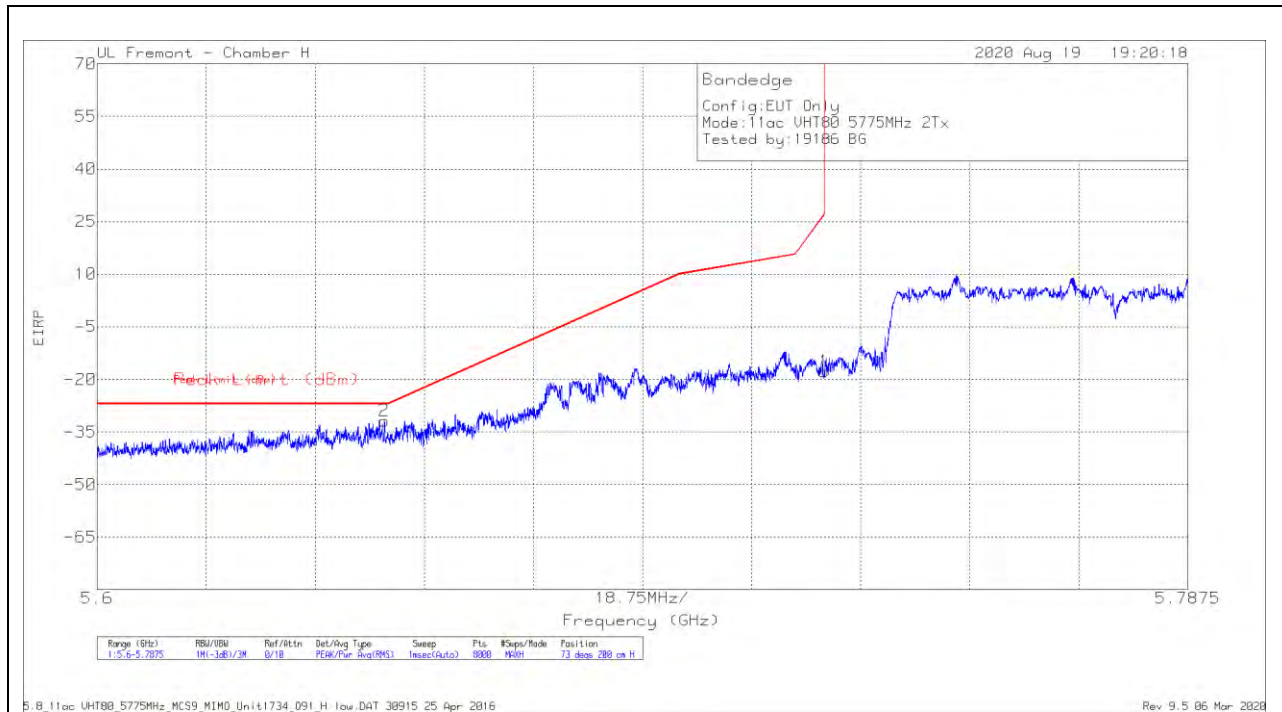
Marker	Frequency (GHz)	Meter Reading (dBm)	Det	AF T863 (dB/m)	Amp/Cbl/Filtr/Pad (dB)	Conversion Factor (dB)	DC Corr (dB)	Corrected Reading EIRP	Peak Limit (dBm)	PK Margin (dB)	Azimuth (Degs)	Height (cm)	Polarity
1	5.85001	-47.61	Pk	35	-20.7	11.8	0	-21.51	26.99	-48.5	299	357	V
2	5.92164	-60.02	Pk	35.1	-20.5	11.8	0	-33.62	-24.51	-9.11	299	357	V

Pk - Peak detector

2TX ANT 5 + ANT 6 CDD MODE

BANDEDGE (CHANNEL 155 LOW EDGE)

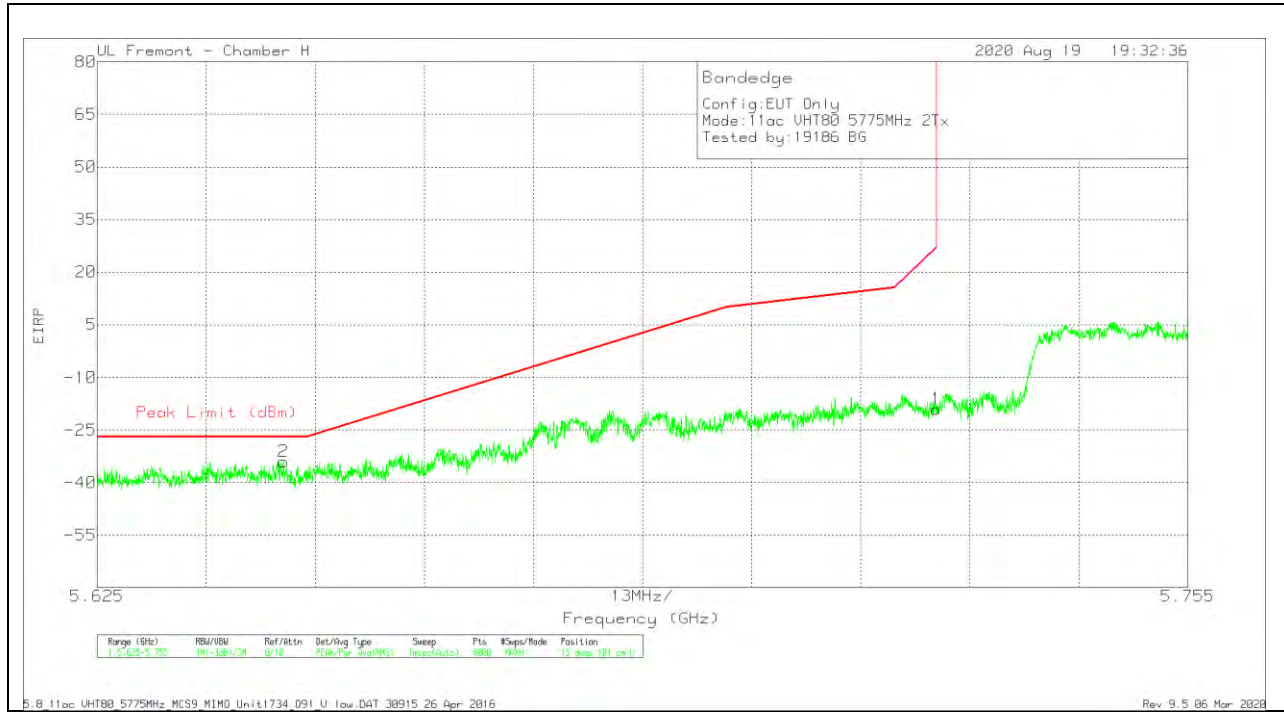
HORIZONTAL RESULT



Marker	Frequency (GHz)	Meter Reading (dBm)	Det	AF T863 (dB/m)	Amp/CbI/Filt/P ad (dB)	Conversion Factor (dB)	DC Corr (dB)	Corrected Reading EIRP	Peak Limit (dBm)	PK Margin (dB)	Azimuth (Degs)	Height (cm)	Polarity
2	5.64939	-57.68	Pk	35.1	-21	11.8	0	-31.78	-27	-4.78	73	200	H
1	5.72498	-43.54	Pk	35	-21.1	11.8	0	-17.84	26.96	-44.8	73	200	H

* - indicates frequency in CFR47 Pt 15 / IC RSS-Restricted Band
 Pk - Peak detector

VERTICAL RESULT

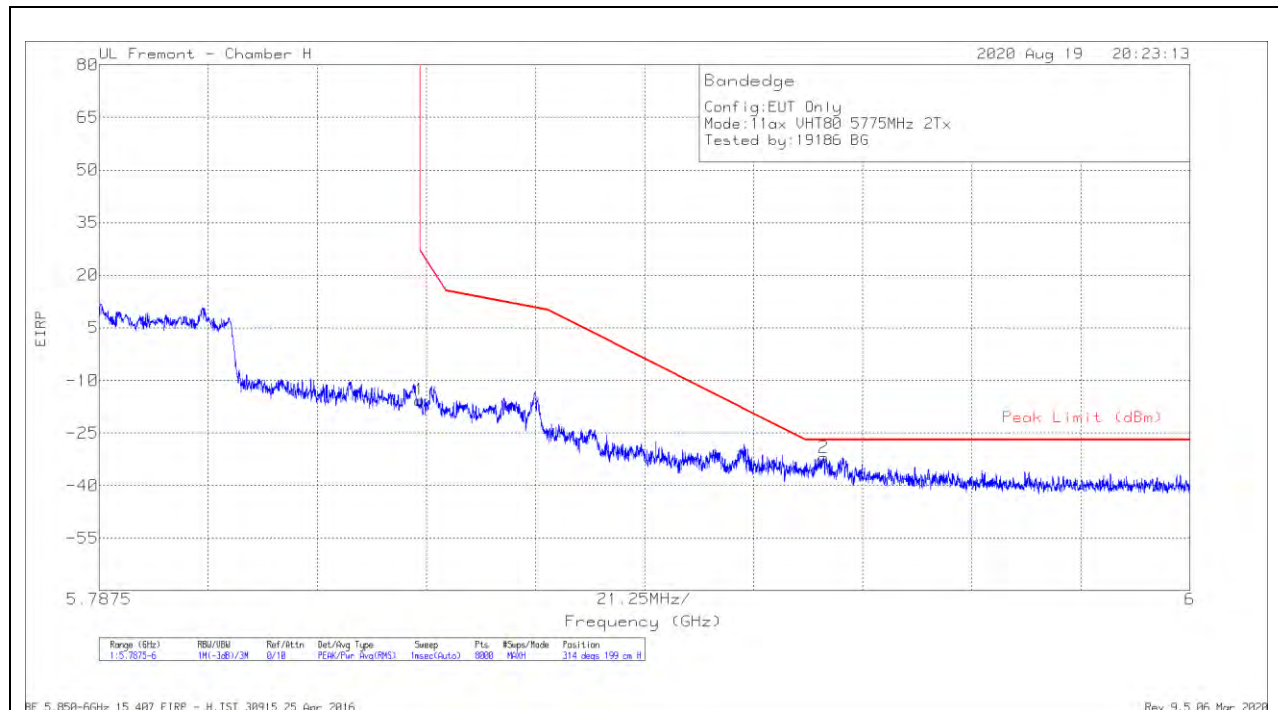


Marker	Frequency (GHz)	Meter Reading (dBm)	Det	AF T863 (dB/m)	Amp/Cbl/Filtr/Pad (dB)	Conversion Factor (dB)	DC Corr (dB)	Corrected Reading EIRP	Peak Limit (dBm)	PK Margin (dB)	Azimuth (Degs)	Height (cm)	Polarity
2	5.6472	-60	Pk	35.1	-21	11.8	0	-34.1	-27	-7.1	15	101	V
1	5.725	-44.77	Pk	35	-21.1	11.8	0	-19.07	27	-46.07	15	101	V

* - indicates frequency in CFR47 Pt 15 / IC RSS-Restricted Band
 Pk - Peak detector

BANDEDGE (CHANNEL 155 HIGH EDGE)

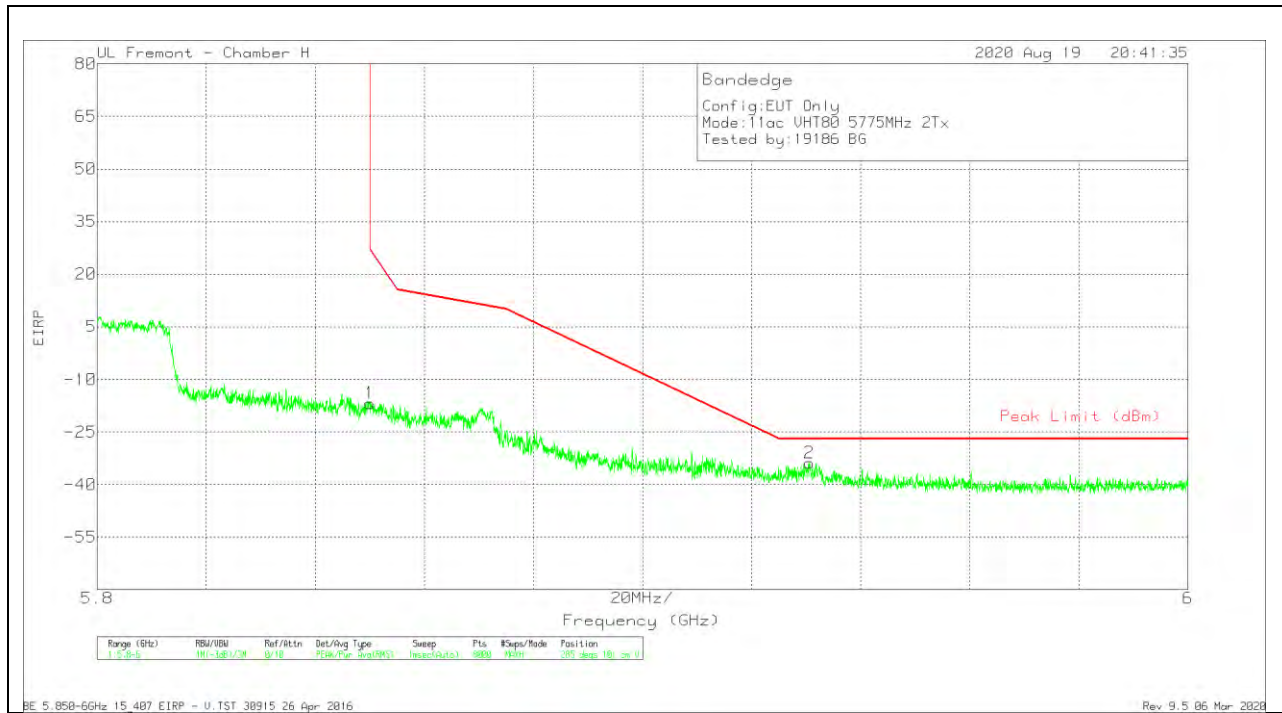
HORIZONTAL RESULT



Marker	Frequency (GHz)	Meter Reading (dBm)	Det	AF T863 (dB/m)	Amp/Cbl/Filtr/Pad (dB)	Conversion Factor (dB)	DC Corr (dB)	Corrected Reading EIRP	Peak Limit (dBm)	PK Margin (dB)	Azimuth (Degs)	Height (cm)	Polarity
1	5.85001	-41.74	Pk	35	-20.7	11.8	0	-15.64	26.98	-42.62	314	199	H
2	5.92867	-58.49	Pk	35.1	-20.4	11.8	0	-31.99	-27	-4.99	314	199	H

Pk - Peak detector

VERTICAL RESULT



Marker	Frequency (GHz)	Meter Reading (dBm)	Det	AF T863 (dB/m)	Amp/Cbl/Filtr/Pad (dB)	Conversion Factor (dB)	DC Corr (dB)	Corrected Reading EIRP	Peak Limit (dBm)	PK Margin (dB)	Azimuth (Degs)	Height (cm)	Polarity
1	5.85001	-42.9	Pk	35	-20.7	11.8	0	-16.8	26.99	-43.79	285	101	V
2	5.93062	-60.43	Pk	35.1	-20.4	11.8	0	-33.93	-27	-6.93	285	101	V

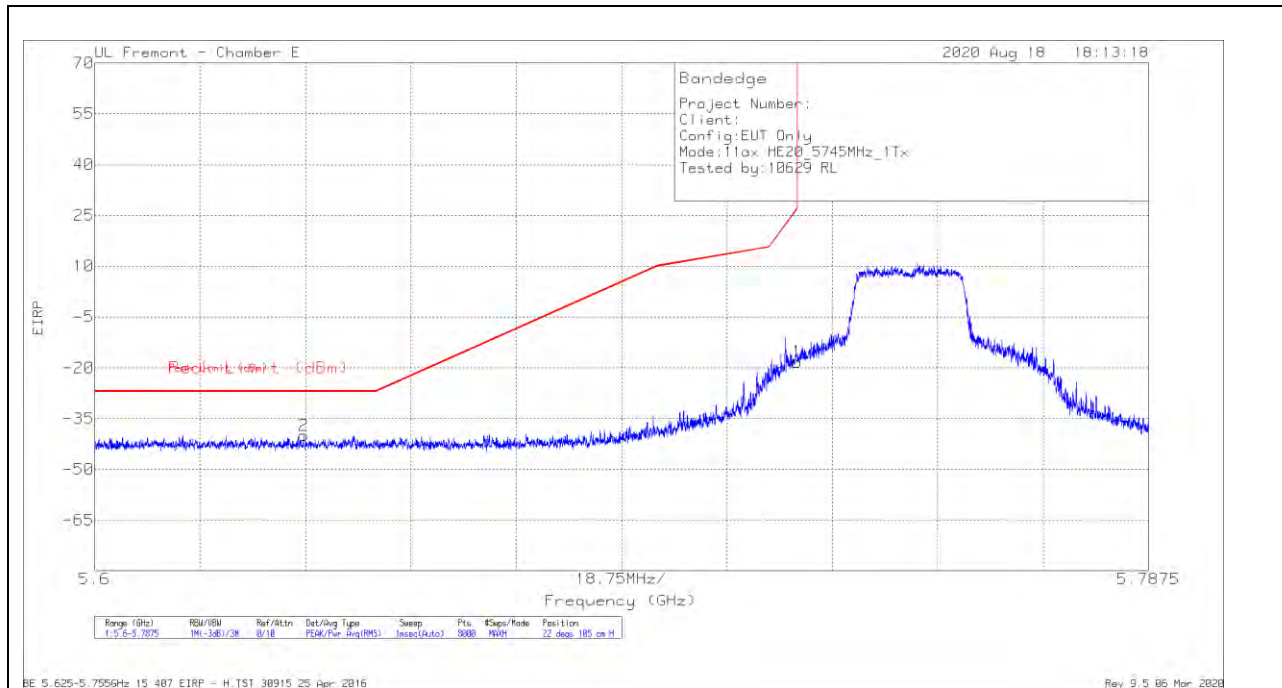
Pk - Peak detector

1.1.22. TX ABOVE 1 GHz 802.11ax HE20 MODE IN THE 5.8 GHz BAND

1TX ANT 5 – SU, RU Index 61

BANDEDGE (LOW CHANNEL)

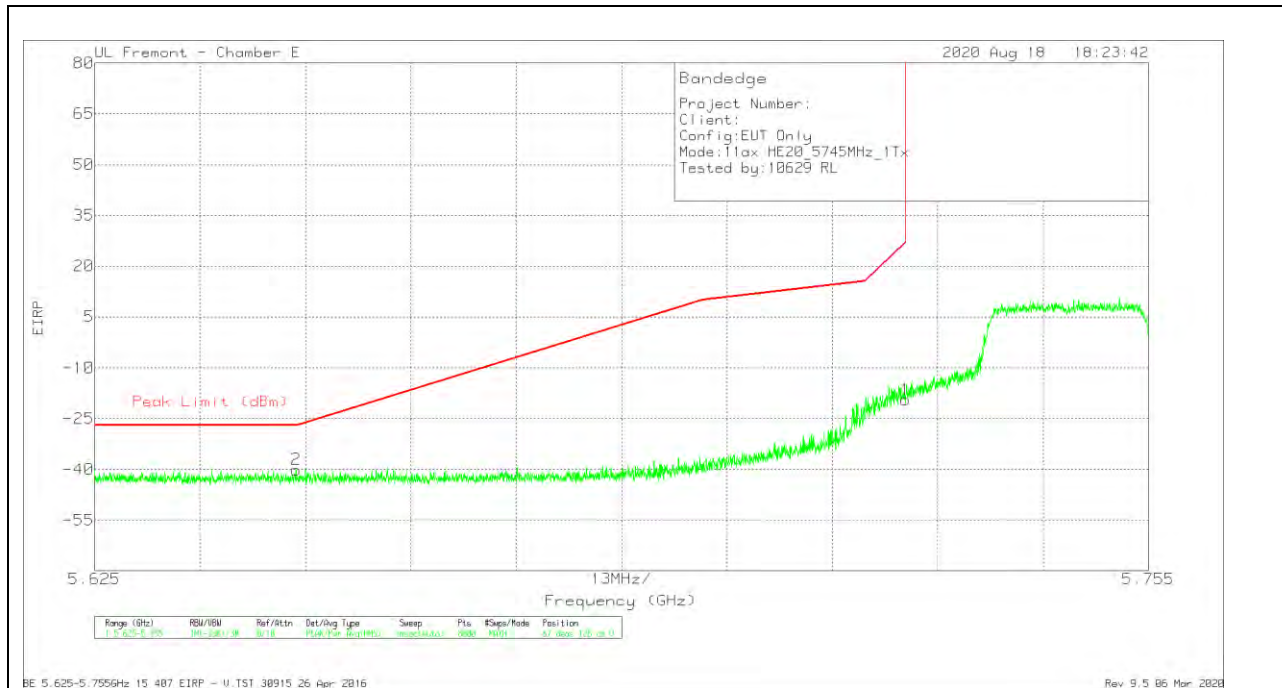
HORIZONTAL RESULT



Marker	Frequency (GHz)	Meter Reading (dBm)	Det	AF T712 (dB/m)	Amp/Cbl/Filtr/Pad (dB)	Conversion Factor (dB)	Corrected Reading EIRP	Peak Limit (dBm)	PK Margin (dB)	Azimuth (Degs)	Height (cm)	Polarity
2	5.6372	-64.73	Pk	34.6	-21.6	11.8	-39.93	-27	-12.93	22	105	H
1	5.72498	-43.54	Pk	34.7	-21.2	11.8	-18.24	26.96	-45.2	22	105	H

Pk - Peak detector

VERTICAL RESULT

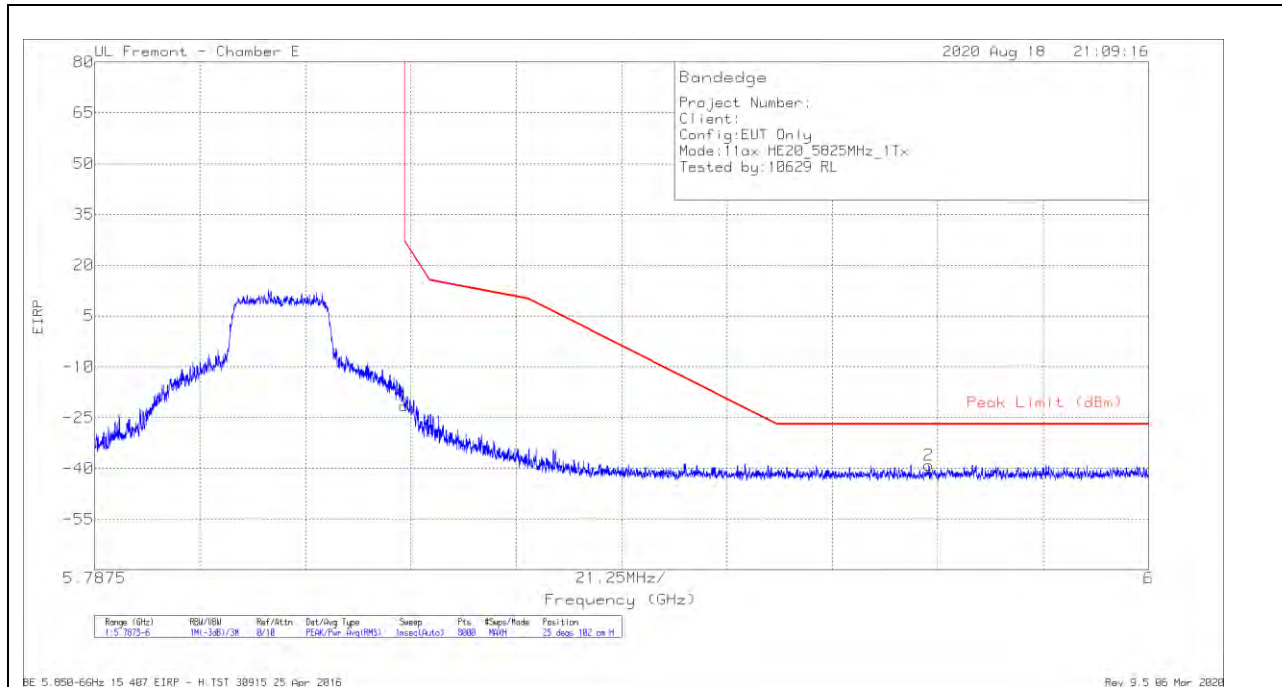


Marker	Frequency (GHz)	Meter Reading (dBm)	Det	AF T712 (dB/m)	Amp/Cbl/Filtr/Par d (dB)	Conversion Factor (dB)	Corrected Reading EIRP	Peak Limit (dBm)	PK Margin (dB)	Azimuth (Degs)	Height (cm)	Polarity
2	5.64985	-65.05	Pk	34.7	-21.5	11.8	-40.05	-27	-13.05	67	126	V
1	5.725	-44.68	Pk	34.7	-21.2	11.8	-19.38	27	-46.38	67	126	V

Pk - Peak detector

BANDEDGE (HIGH CHANNEL)

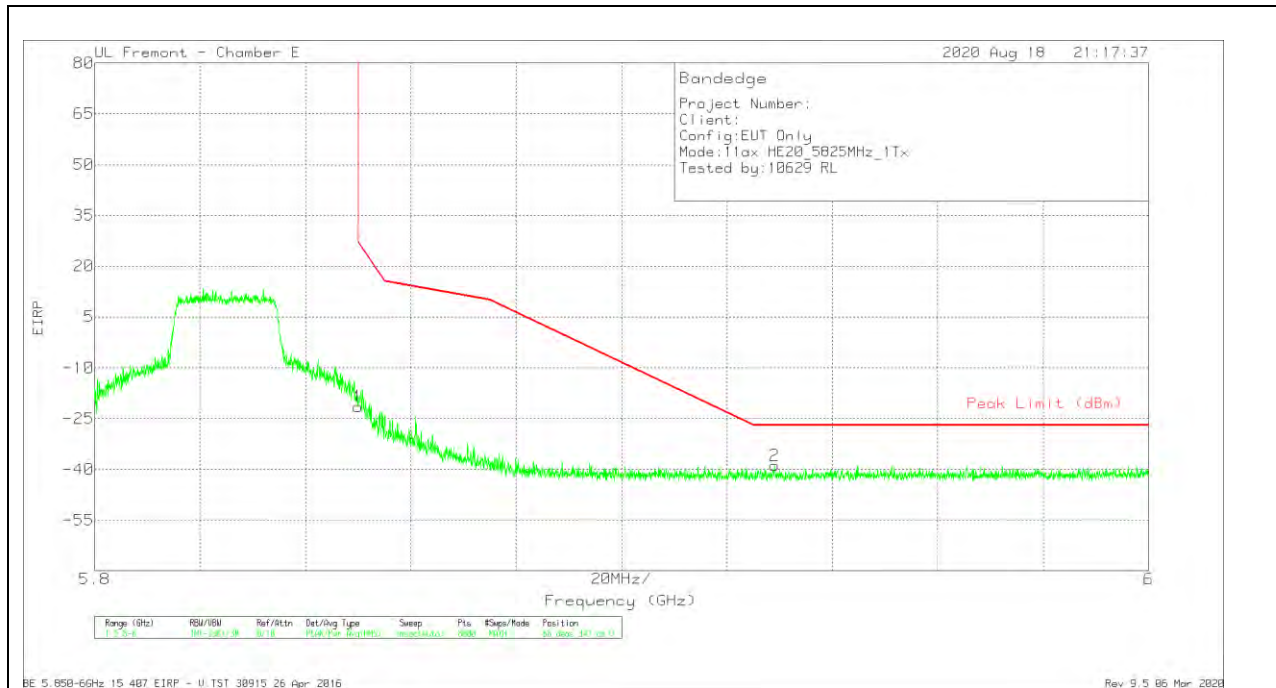
HORIZONTAL RESULT



Marker	Frequency (GHz)	Meter Reading (dBm)	Det	AF T712 (dB/m)	Amp/Cbl/Filtr/Pad (dB)	Conversion Factor (dB)	Corrected Reading EIRP	Peak Limit (dBm)	PK Margin (dB)	Azimuth (Degs)	Height (cm)	Polarity
1	5.85001	-47.41	Pk	34.9	-20.7	11.8	-21.41	26.98	-48.39	25	102	H
2	5.95572	-64.98	Pk	35.1	-20.9	11.8	-38.98	-27	-11.98	25	102	H

Pk - Peak detector

VERTICAL RESULT



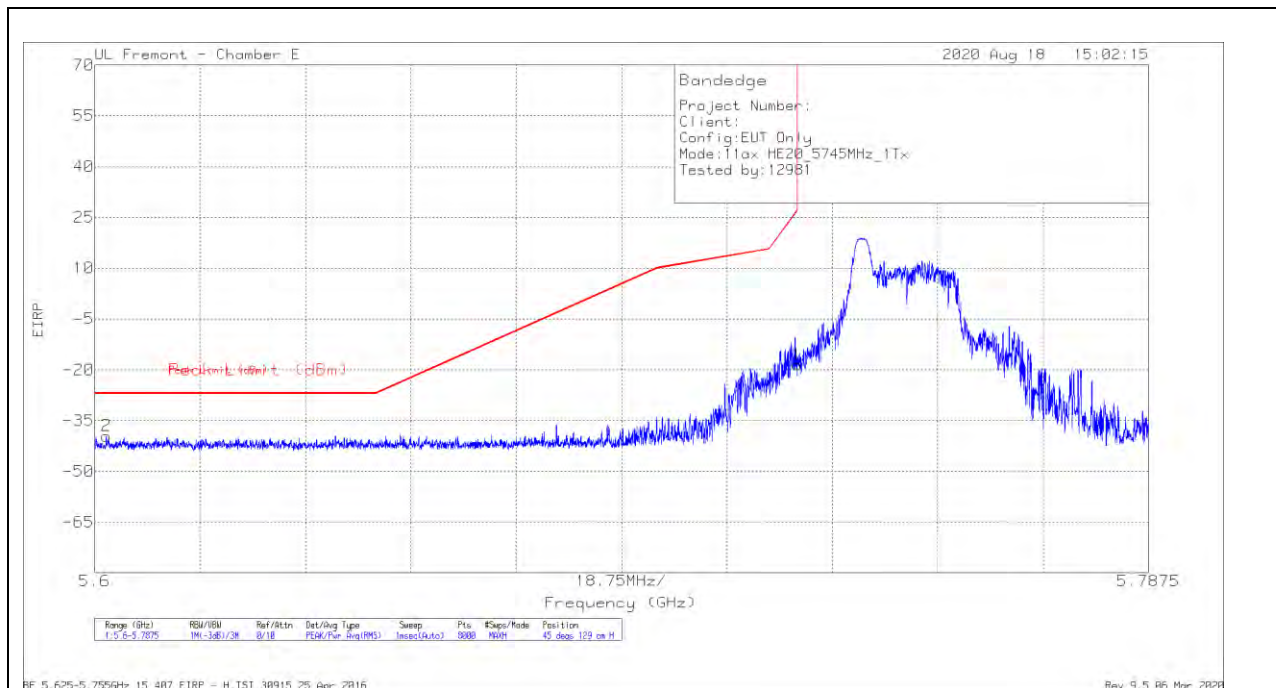
Marker	Frequency (GHz)	Meter Reading (dBm)	Det	AF T712 (dB/m)	Amp/Cbl/Filtr/Parad (dB)	Conversion Factor (dB)	Corrected Reading EIRP	Peak Limit (dBm)	PK Margin (dB)	Azimuth (Degs)	Height (cm)	Polarity
1	5.85001	-47.55	Pk	34.9	-20.7	11.8	-21.55	26.99	-48.54	68	347	V
2	5.92902	-64.72	Pk	35.1	-21	11.8	-38.82	-27	-11.82	68	347	V

Pk - Peak detector

1TX ANT 5 – 26 Tones, RU Index 0

BANDEDGE (LOW CHANNEL)

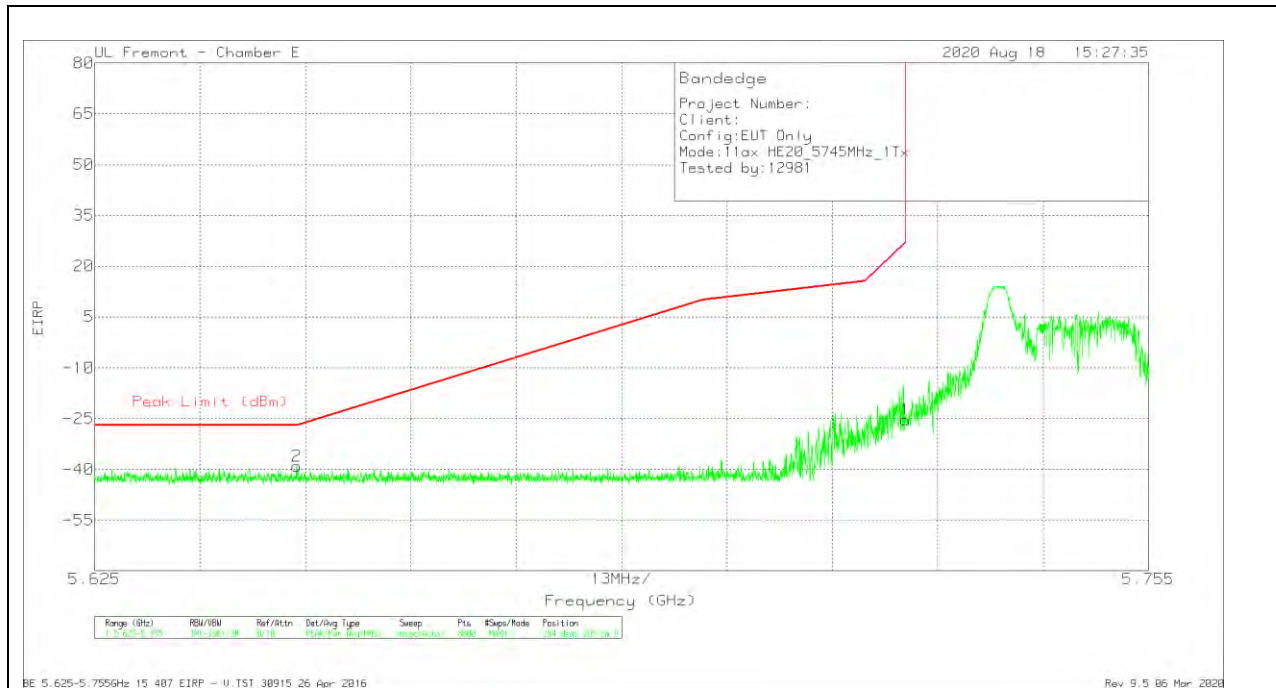
HORIZONTAL RESULT



Marker	Frequency (GHz)	Meter Reading (dBm)	Det	AF T712 (dB/m)	Amp/Cbl/Filtr/Pa d (dB)	Conversion Factor (dB)	Corrected Reading EIRP	Peak Limit (dBm)	PK Margin (dB)	Azimuth (Degs)	Height (cm)	Polarity
2	5.60209	-64.21	PK	34.7	-21.8	11.8	-39.51	-27	-12.51	45	129	H
1	5.72498	-43.76	PK	34.7	-21.2	11.8	-18.46	26.96	-45.42	45	129	H

Pk - Peak detector

VERTICAL RESULT



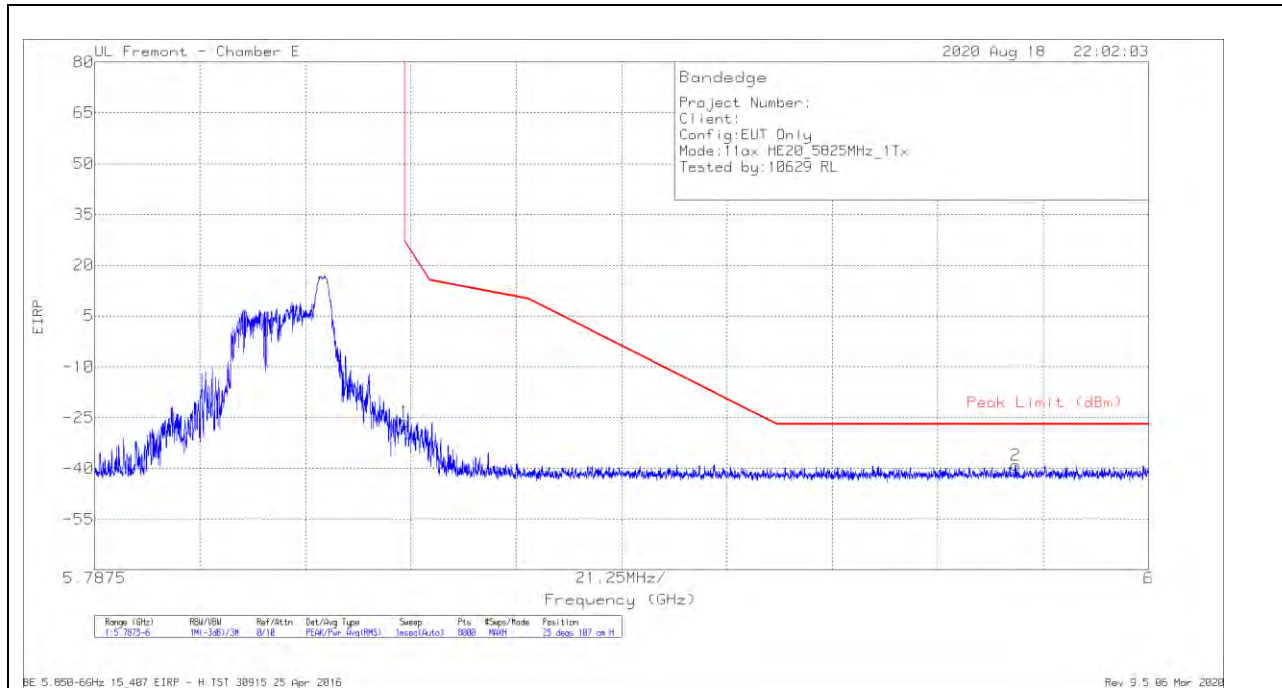
Marker	Frequency (GHz)	Meter Reading (dBm)	Det	AF T712 (dB/m)	Amp/Cbl/Filtr/Par d (dB)	Conversion Factor (dB)	Corrected Reading EIRP	Peak Limit (dBm)	PK Margin (dB)	Azimuth (Degs)	Height (cm)	Polarity
2	5.64991	-64.04	Pk	34.7	-21.5	11.8	-39.04	-27	-12.04	284	205	V
1	5.725	-50.68	Pk	34.7	-21.2	11.8	-25.38	27	-52.38	284	205	V

Pk - Peak detector

1TX ANT 5 – 26 Tones, RU Index 8

BANDEDGE (HIGH CHANNEL)

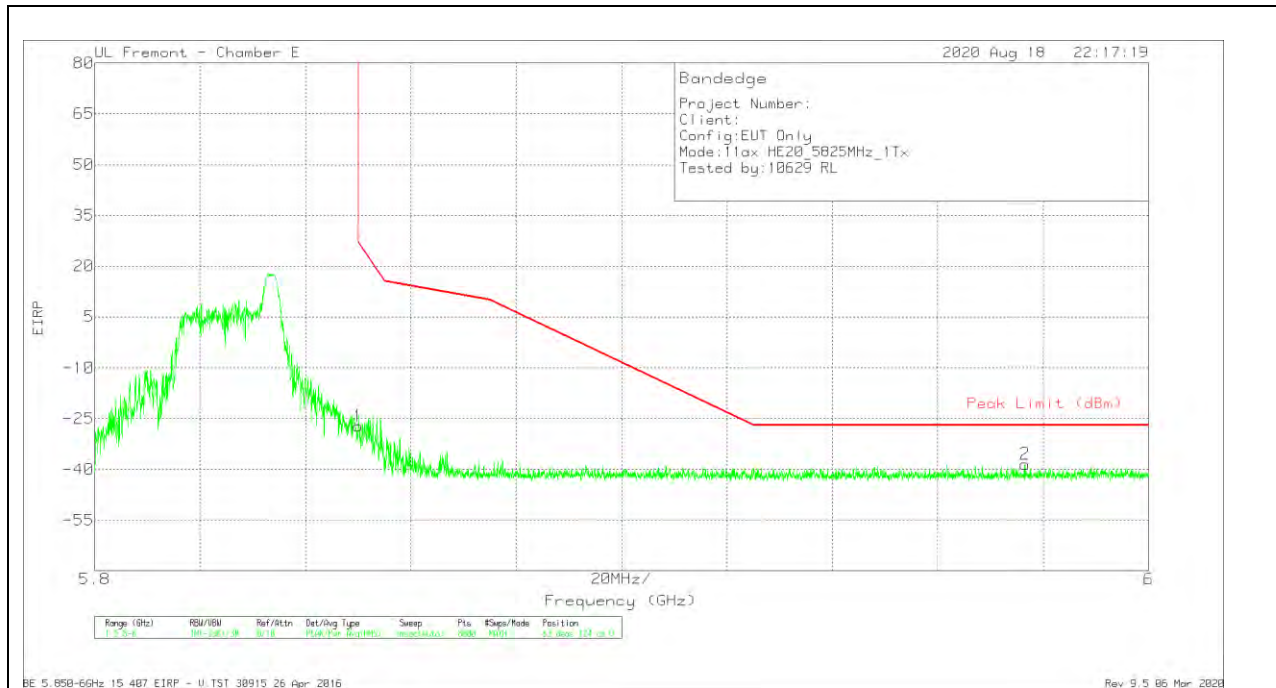
HORIZONTAL RESULT



Marker	Frequency (GHz)	Meter Reading (dBm)	Det	AF T712 (dB/m)	Amp/Cb/Filtr/PA d (dB)	Conversion Factor (dB)	Corrected Reading EIRP	Peak Limit (dBm)	PK Margin (dB)	Azimuth (Degs)	Height (cm)	Polarity
1	5.85001	-52.35	Pk	34.9	-20.7	11.8	-26.35	26.98	-53.33	25	107	H
2	5.97317	-65.16	Pk	35.2	-20.9	11.8	-39.06	-27	-12.06	25	107	H

Pk - Peak detector

VERTICAL RESULT



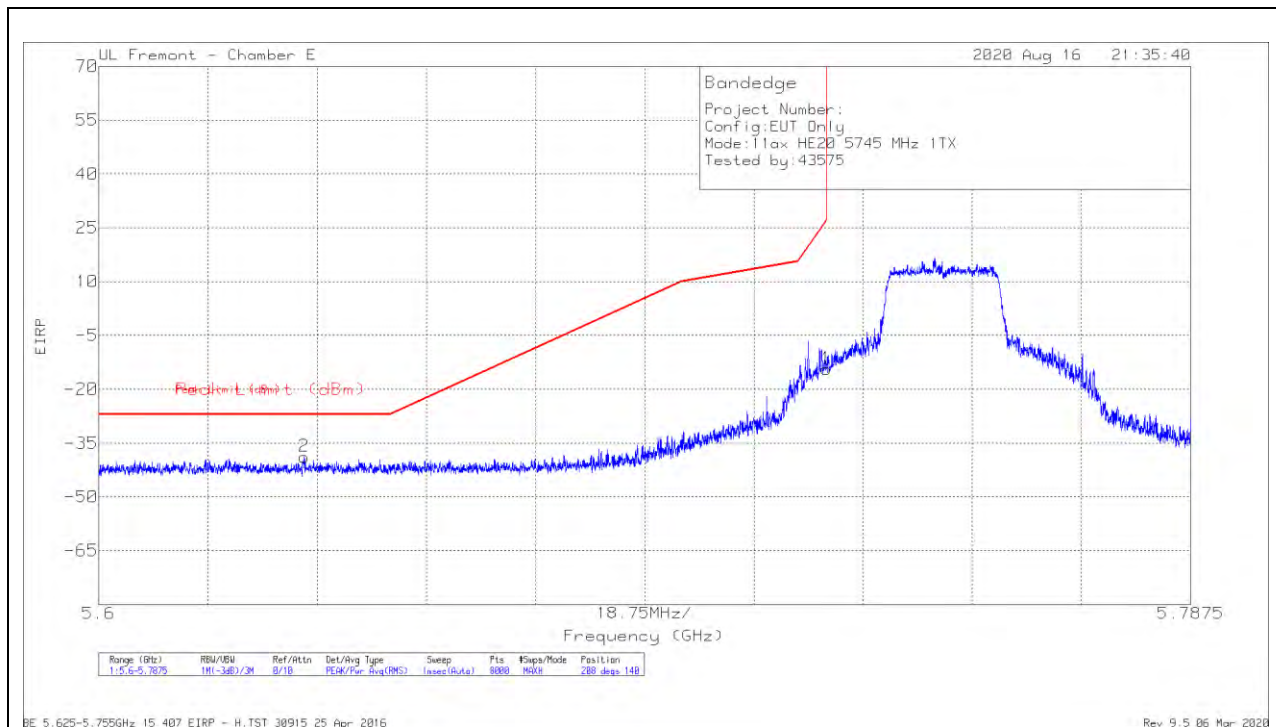
Marker	Frequency (GHz)	Meter Reading (dBm)	Det	AF T712 (dB/m)	Amp/Cbl/Filtr/Par d (dB)	Conversion Factor (dB)	Corrected Reading EIRP	Peak Limit (dBm)	PK Margin (dB)	Azimuth (Degs)	Height (cm)	Polarity
1	5.85001	-53.28	Pk	34.9	-20.7	11.8	-27.28	26.99	-54.27	63	124	V
2	5.97655	-64.49	Pk	35.2	-20.9	11.8	-36.39	-27	-11.39	63	124	V

Pk - Peak detector

1TX ANT 6 – SU, RU Index 61

BANDEDGE (LOW CHANNEL)

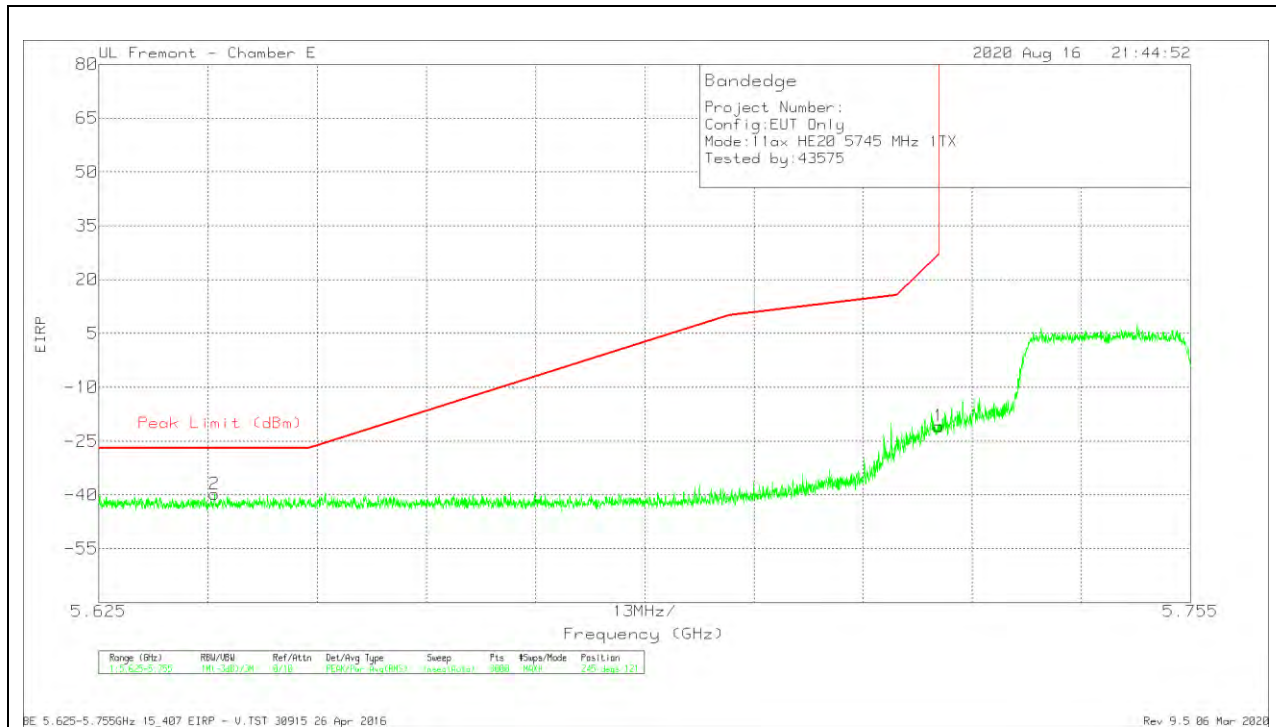
HORIZONTAL RESULT



Marker	Frequency (GHz)	Meter Reading (dBm)	Det	AF T712 (dB/m)	Amp/Cb/Filtr/Pad (dB)	Conversion Factor (dB)	Corrected Reading EIRP	Peak Limit (dBm)	PK Margin (dB)	Azimuth (Degs)	Height (cm)	Polarity
2	5.63528	-63.48	Pk	34.6	-21.7	11.8	-38.78	-27	-11.78	208	140	H
1	5.72498	-39.65	Pk	34.7	-21.2	11.8	-14.35	26.96	-41.31	208	140	H

Pk - Peak detector

VERTICAL RESULT

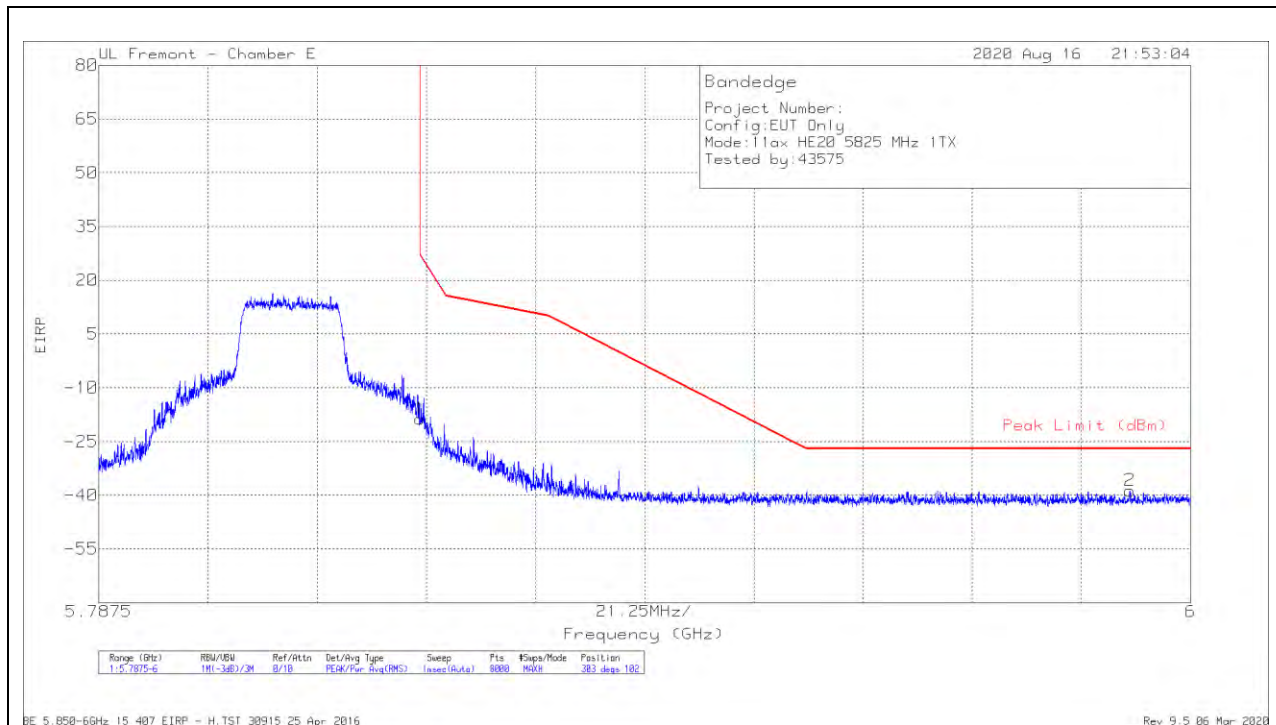


Marker	Frequency (GHz)	Meter Reading (dBm)	Det	AF T712 (dB/m)	Amp/Cbl/Fitr/Pa d (dB)	Conversion Factor (dB)	Corrected Reading EIRP	Peak Limit (dBm)	PK Margin (dB)	Azimuth (Degs)	Height (cm)	Polarity
2	5.6388	-64.67	Pk	34.7	-21.6	11.8	-39.77	-27	-12.77	245	121	V
1	5.725	-46.17	Pk	34.7	-21.2	11.8	-20.87	27	-47.87	245	121	V

Pk - Peak detector

BANDEDGE (HIGH CHANNEL)

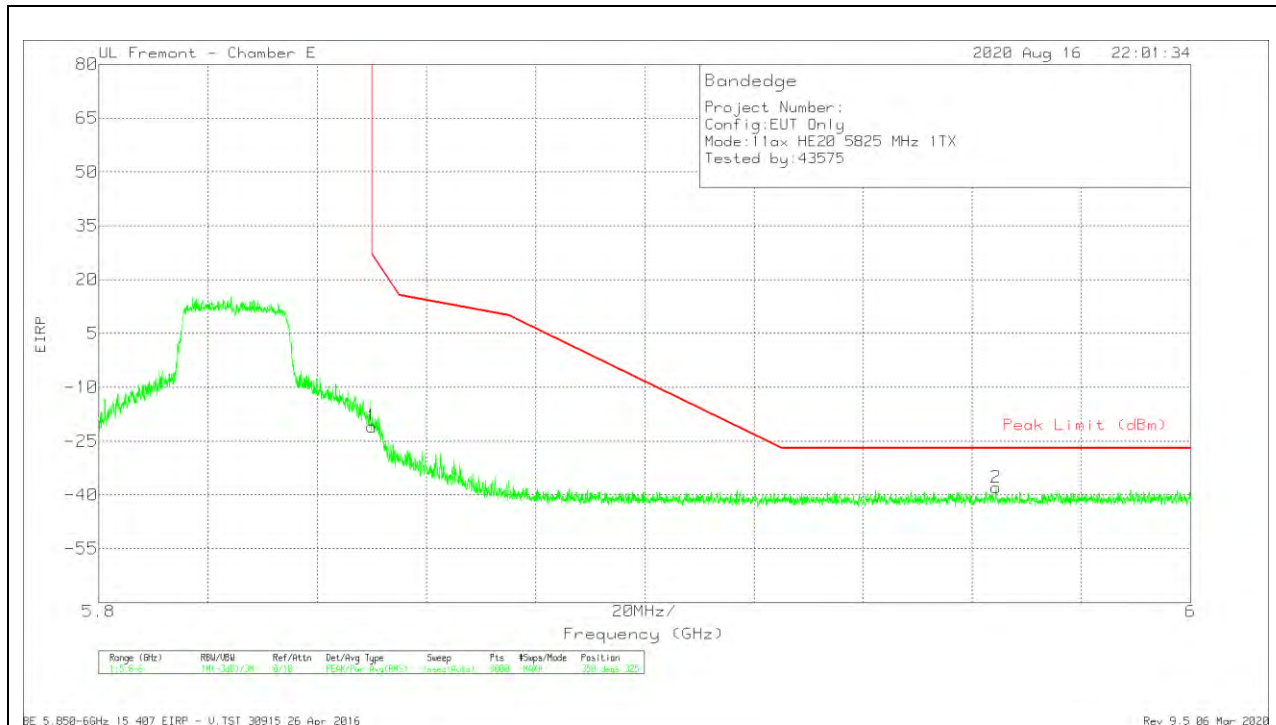
HORIZONTAL RESULT



Marker	Frequency (GHz)	Meter Reading (dBm)	Det	AF T712 (dB/m)	Amp/Cb/Filtr/Pad (dB)	Conversion Factor (dB)	Corrected Reading EIRP	Peak Limit (dBm)	PK Margin (dB)	Azimuth (Degs)	Height (cm)	Polarity
1	5.85001	-44.72	Pk	34.9	-20.7	11.8	-18.72	26.98	-45.7	303	102	H
2	5.98815	-64.94	Pk	35.1	-20.7	11.8	-38.74	-27	-11.74	303	102	H

Pk - Peak detector

VERTICAL RESULT



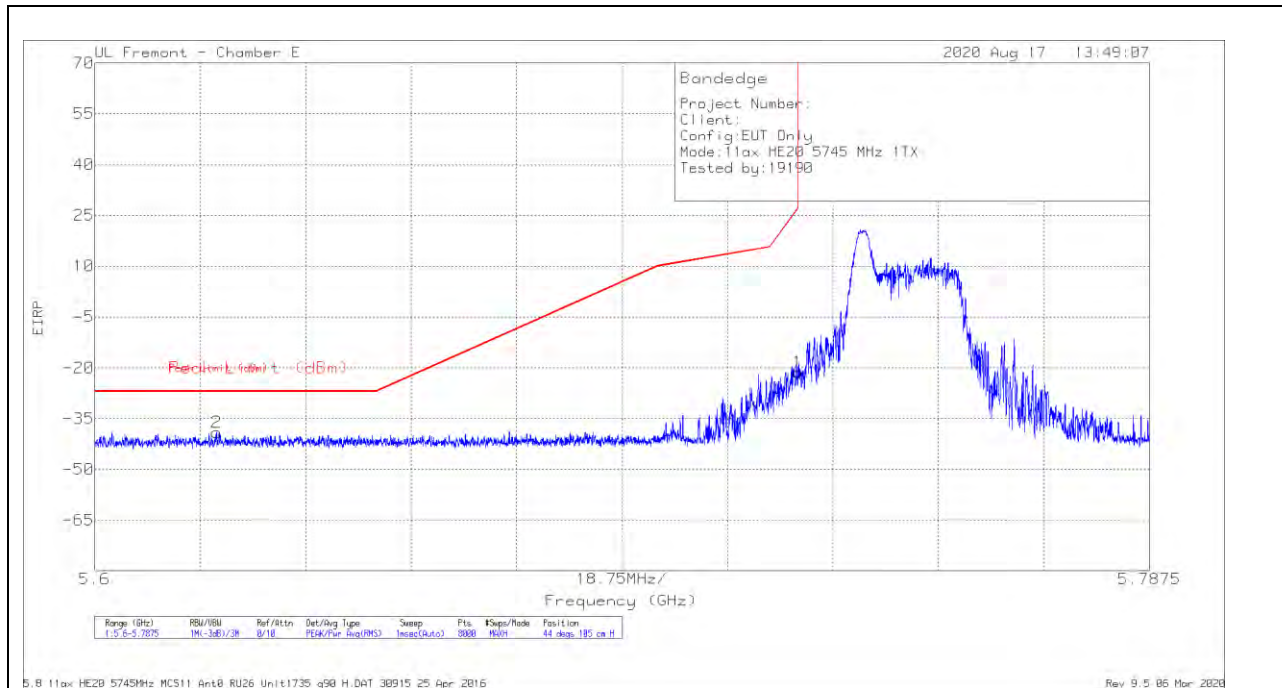
Marker	Frequency (GHz)	Meter Reading (dBm)	Det	AF T712 (dB/m)	Amp/Cbl/Fitr/Pad (dB)	Conversion Factor (dB)	Corrected Reading EIRP	Peak Limit (dBm)	PK Margin (dB)	Azimuth (Degs)	Height (cm)	Polarity
1	5.85001	-46.93	Pk	34.9	-20.7	11.8	-20.93	26.99	-47.92	350	325	V
2	5.96434	-64.05	Pk	35.2	-20.9	11.8	-37.95	-27	-10.95	350	325	V

Pk - Peak detector

1TX ANT 6 – 26 Tones, RU Index 0

BANDEDGE (LOW CHANNEL)

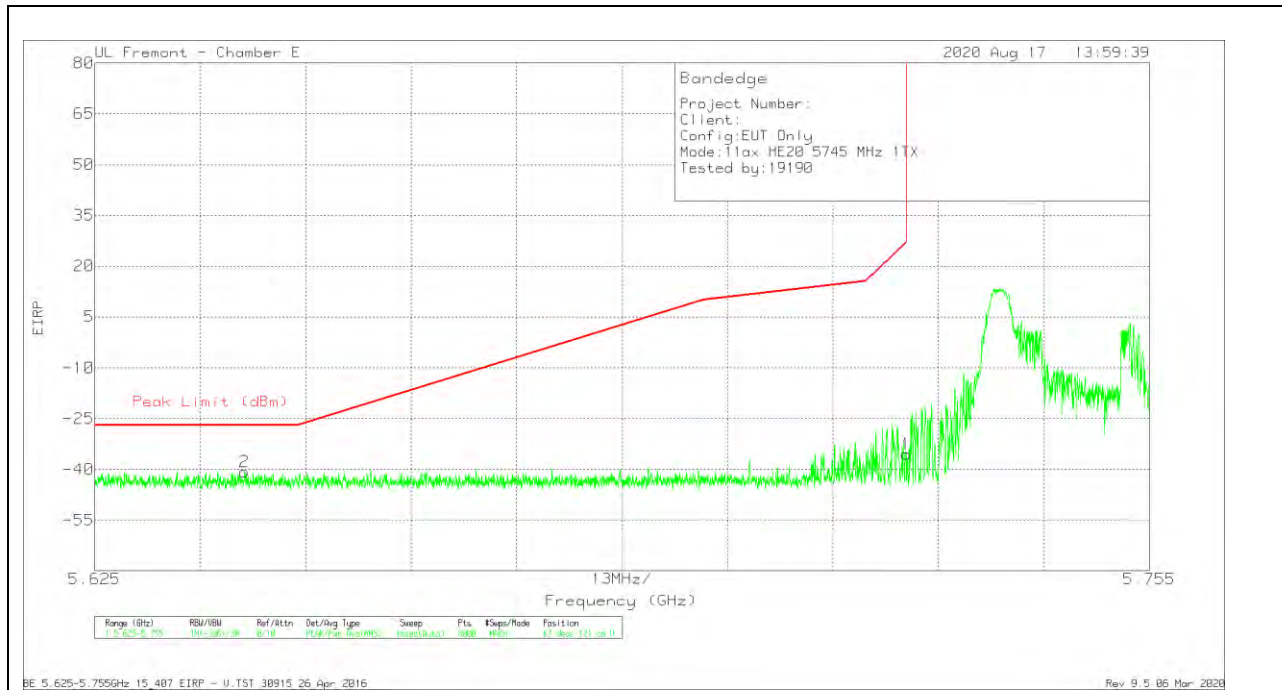
HORIZONTAL RESULT



Marker	Frequency (GHz)	Meter Reading (dBm)	Det	AF T712 (dB/m)	Amp/Cbl/Fitr/Pad (dB)	Conversion Factor (dB)	Corrected Reading EIRP	Peak Limit (dBm)	PK Margin (dB)	Azimuth (Degs)	Height (cm)	Polarity
2	5.62166	-63.89	PK	34.7	-21.7	11.8	-39.09	-27	-12.09	44	105	H
1	5.72498	-46.64	PK	34.7	-21.2	11.8	-21.34	26.96	-48.3	44	105	H

Pk - Peak detector

VERTICAL RESULT



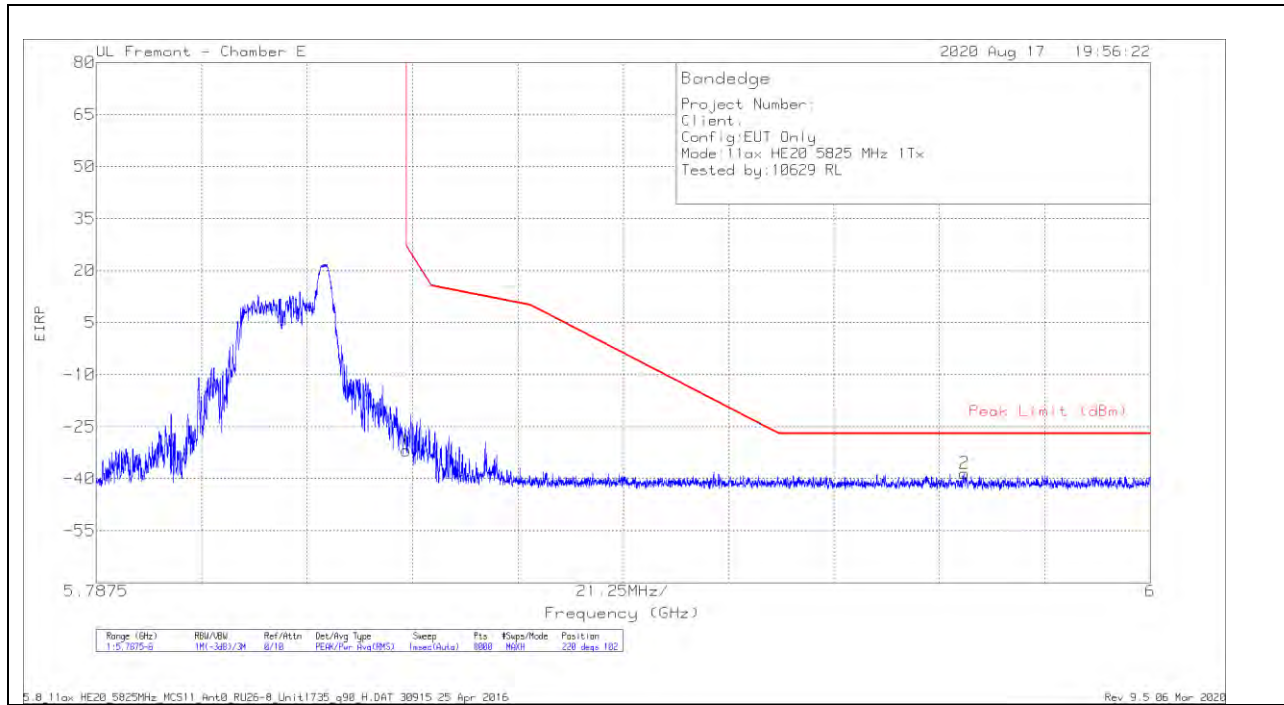
Marker	Frequency (GHz)	Meter Reading (dBm)	Det	AF T712 (dB/m)	Amp/Cbl/Filtr/Par d (dB)	Conversion Factor (dB)	Corrected Reading EIRP	Peak Limit (dBm)	PK Margin (dB)	Azimuth (Degs)	Height (cm)	Polarity
2	5.64348	-65.64	Pk	34.8	-21.6	11.8	-40.64	-27	-13.64	67	121	V
1	5.725	-60.76	Pk	34.7	-21.2	11.8	-35.46	27	-62.46	67	121	V

Pk - Peak detector

1TX ANT 6 – 26 Tones, RU Index 8

BANDEDGE (HIGH CHANNEL)

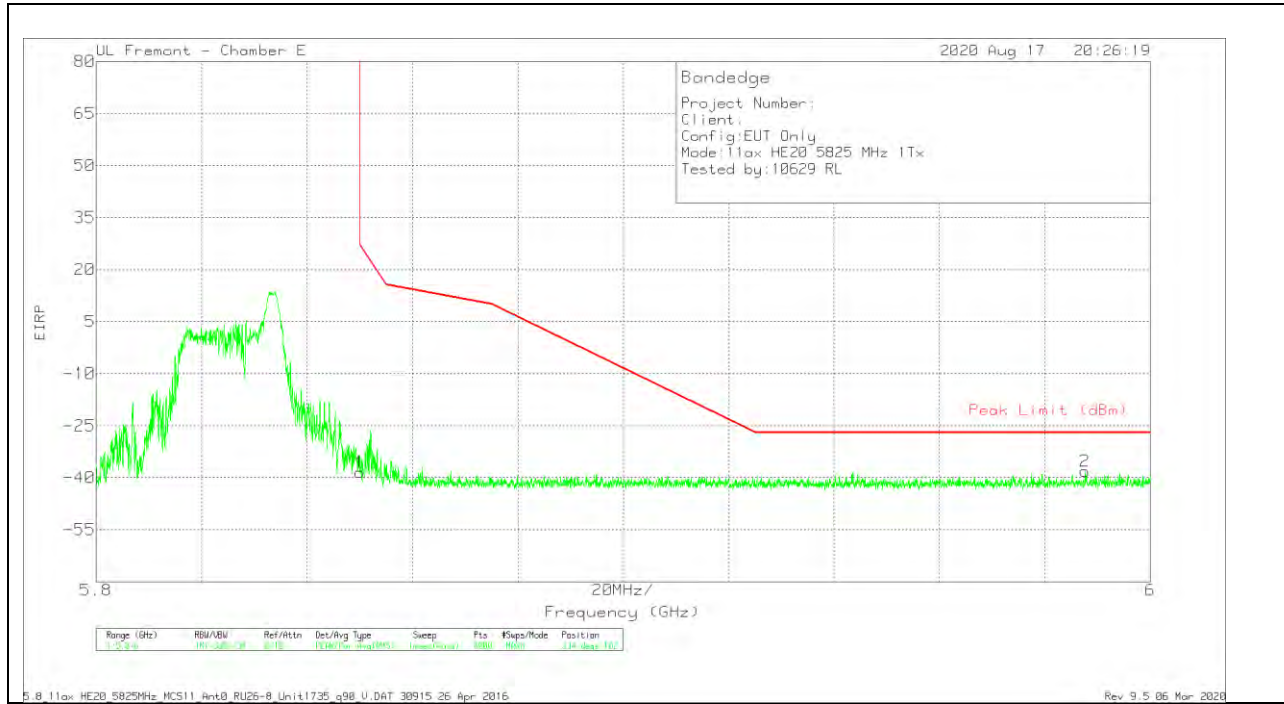
HORIZONTAL RESULT



Marker	Frequency (GHz)	Meter Reading (dBm)	Det	AF T712 (dB/m)	Amp/Cb/Filtr/Pad (dB)	Conversion Factor (dB)	Corrected Reading EIRP	Peak Limit (dBm)	PK Margin (dB)	Azimuth (Degs)	Height (cm)	Polarity
1	5.85001	-57.83	Pk	34.9	-20.7	11.8	-31.83	26.98	-58.81	220	102	H
2	5.96252	-64.51	Pk	35.2	-20.9	11.8	-38.41	-27	-11.41	220	102	H

* - indicates frequency in CFR47 Pt 15 / IC RSS-Restricted Band
 Pk - Peak detector

VERTICAL RESULT



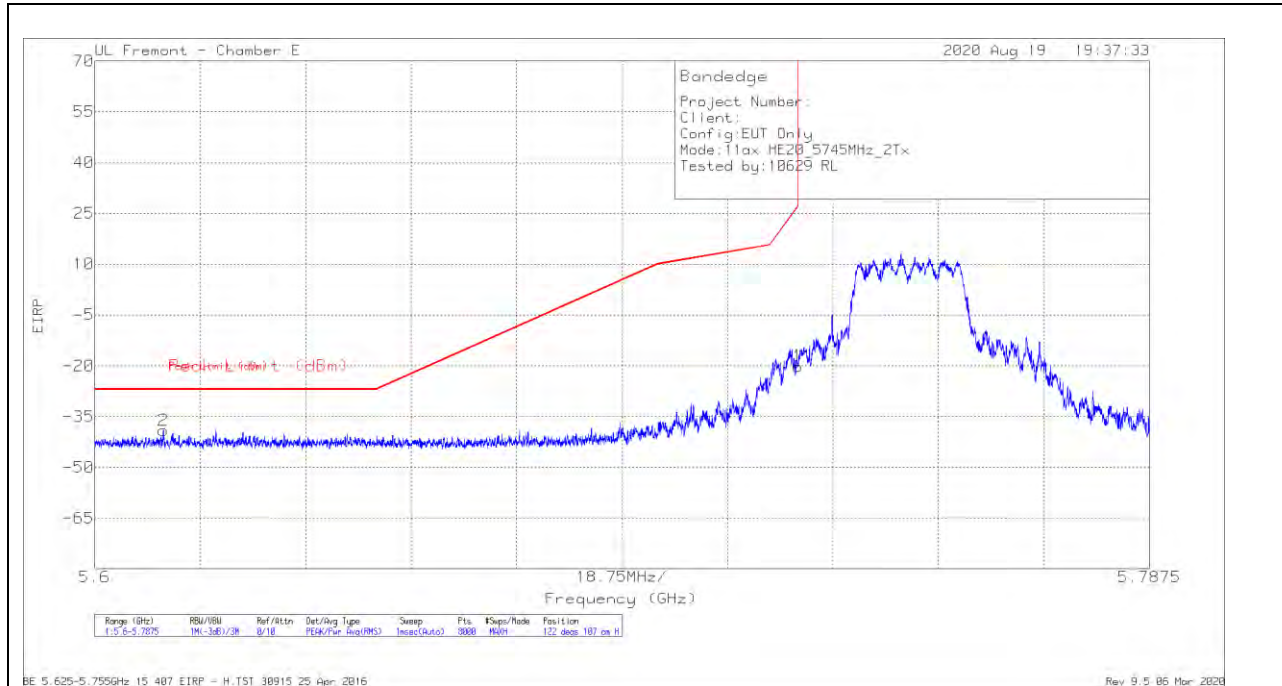
Marker	Frequency (GHz)	Meter Reading (dBm)	Det	AF T712 (dB/m)	Amp/Cbl/Fitr/Pad (dB)	Conversion Factor (dB)	Corrected Reading EIRP	Peak Limit (dBm)	PK Margin (dB)	Azimuth (Degs)	Height (cm)	Polarity
1	5.85001	-64.49	Pk	34.9	-20.7	11.8	-38.49	26.99	-65.48	334	102	V
2	5.98762	-64.36	Pk	35.1	-20.7	11.8	-38.16	-27	-11.16	334	102	V

* - indicates frequency in CFR47 Pt 15 / IC RSS-Restricted Band
 Pk - Peak detector

2TX ANT 5 + ANT 6 OFDMA MODE – SU, RU Index 61

BANDEDGE (LOW CHANNEL)

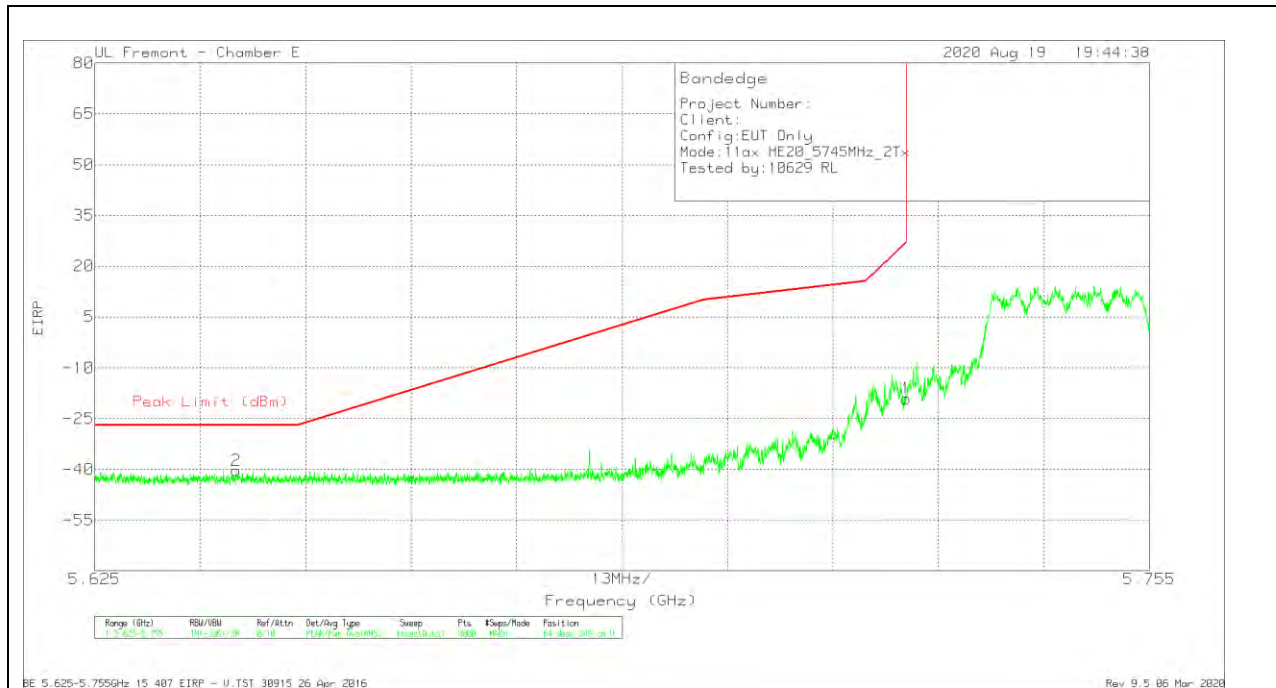
HORIZONTAL RESULT



Marker	Frequency (GHz)	Meter Reading (dBm)	Det	AF T712 (dB/m)	Amp/Cbl/Filtr/Pa d (dB)	Conversion Factor (dB)	Corrected Reading EIRP	Peak Limit (dBm)	PK Margin (dB)	Azimuth (Degs)	Height (cm)	Polarity
2	5.61219	-63.9	PK	34.7	-21.7	11.8	-39.1	-27	-12.1	122	107	H
1	5.72498	-45.4	PK	34.7	-21.2	11.8	-20.1	26.96	-47.06	122	107	H

Pk - Peak detector

VERTICAL RESULT

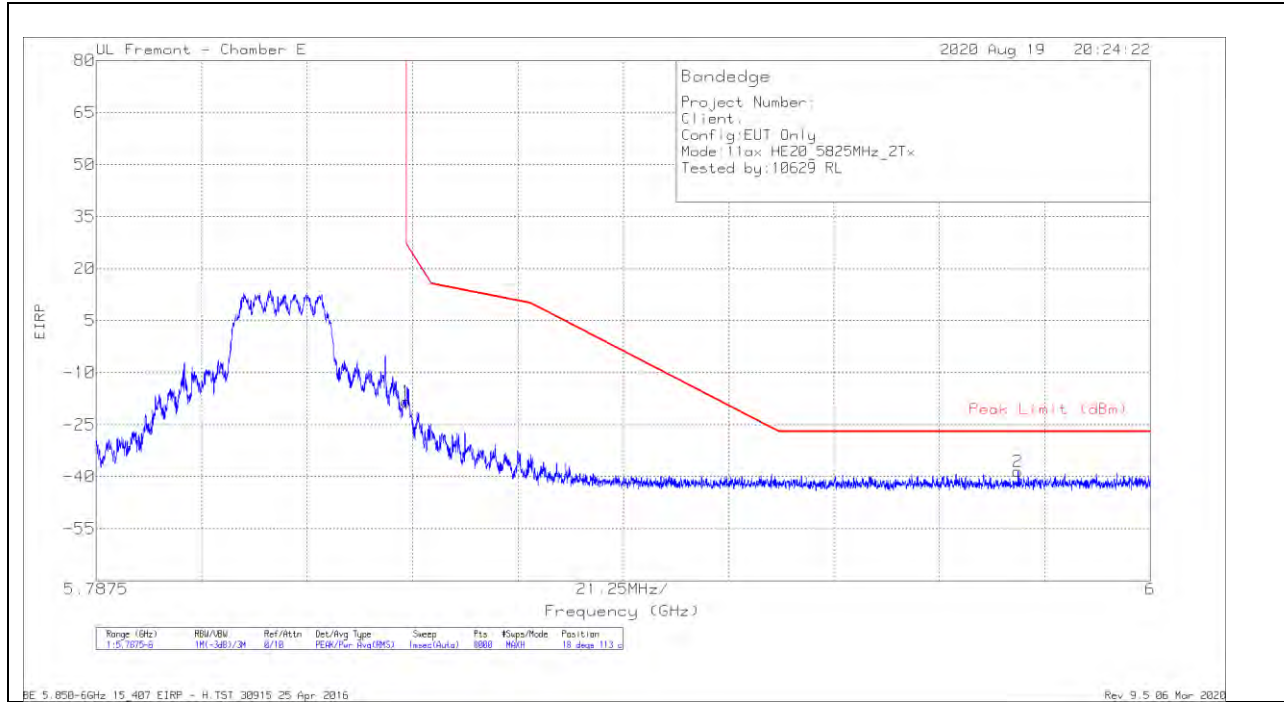


Marker	Frequency (GHz)	Meter Reading (dBm)	Det	AF T712 (dB/m)	Amp/Cbl/Filtr/Par d (dB)	Conversion Factor (dB)	Corrected Reading EIRP	Peak Limit (dBm)	PK Margin (dB)	Azimuth (Degs)	Height (cm)	Polarity
2	5.64244	-65.32	Pk	34.8	-21.6	11.8	-40.32	-27	-13.32	64	249	V
1	5.725	-44.35	Pk	34.7	-21.2	11.8	-19.05	27	-46.05	64	249	V

Pk - Peak detector

BANDEDGE (HIGH CHANNEL)

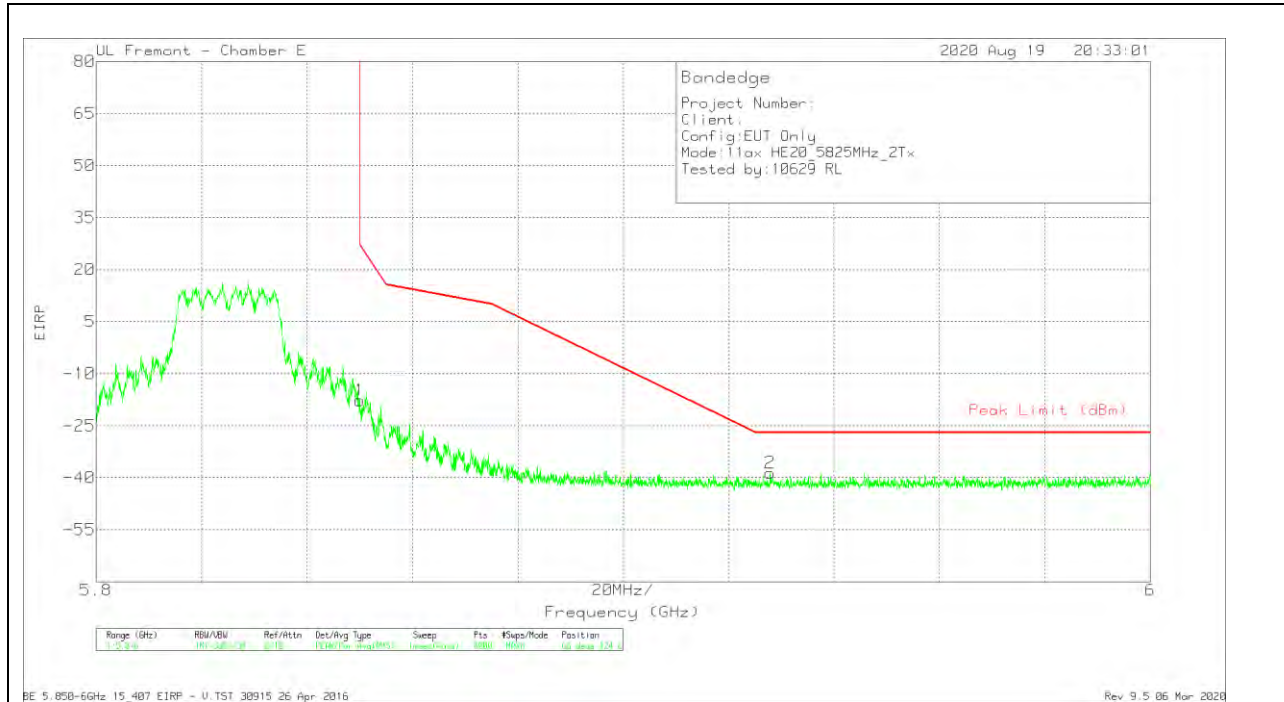
HORIZONTAL RESULT



Marker	Frequency (GHz)	Meter Reading (dBm)	Det	AF T712 (dB/m)	Amp/Cbl/Filtr/Parad (dB)	Conversion Factor (dB)	Corrected Reading EIRP	Peak Limit (dBm)	PK Margin (dB)	Azimuth (Degs)	Height (cm)	Polarity
1	5.85001	-44.34	PK	34.9	-20.7	11.8	-18.34	26.98	-45.32	18	113	H
2	5.97333	-64.59	PK	35.2	-20.9	11.8	-38.49	-27	-11.49	18	113	H

Pk - Peak detector

VERTICAL RESULT

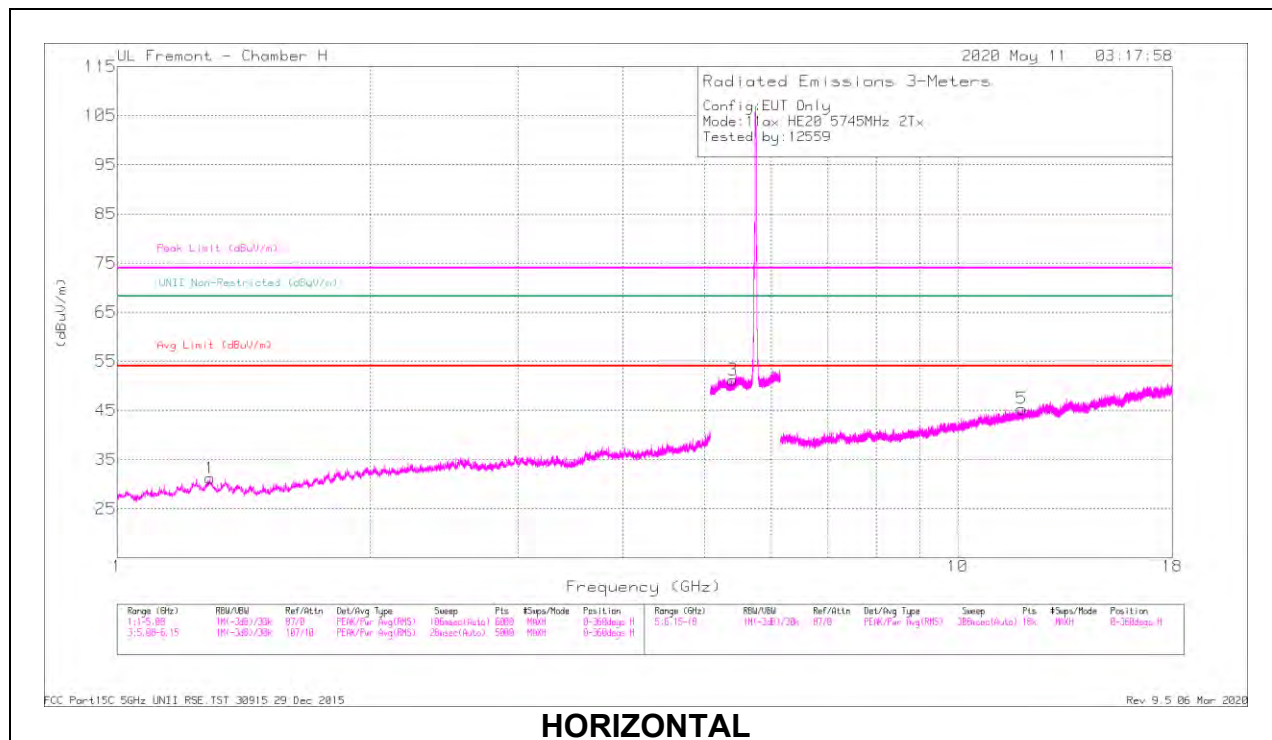


Marker	Frequency (GHz)	Meter Reading (dBm)	Det	AF T712 (dB/m)	Amp/Cbl/Filtr/Pad (dB)	Conversion Factor (dB)	Corrected Reading EIRP	Peak Limit (dBm)	PK Margin (dB)	Azimuth (Degs)	Height (cm)	Polarity
1	5.85001	-43.68	Pk	34.9	-20.7	11.8	-17.68	26.99	-44.67	66	124	V
2	5.92787	-64.5	Pk	35.1	-21	11.8	-38.6	-27	-11.6	66	124	V

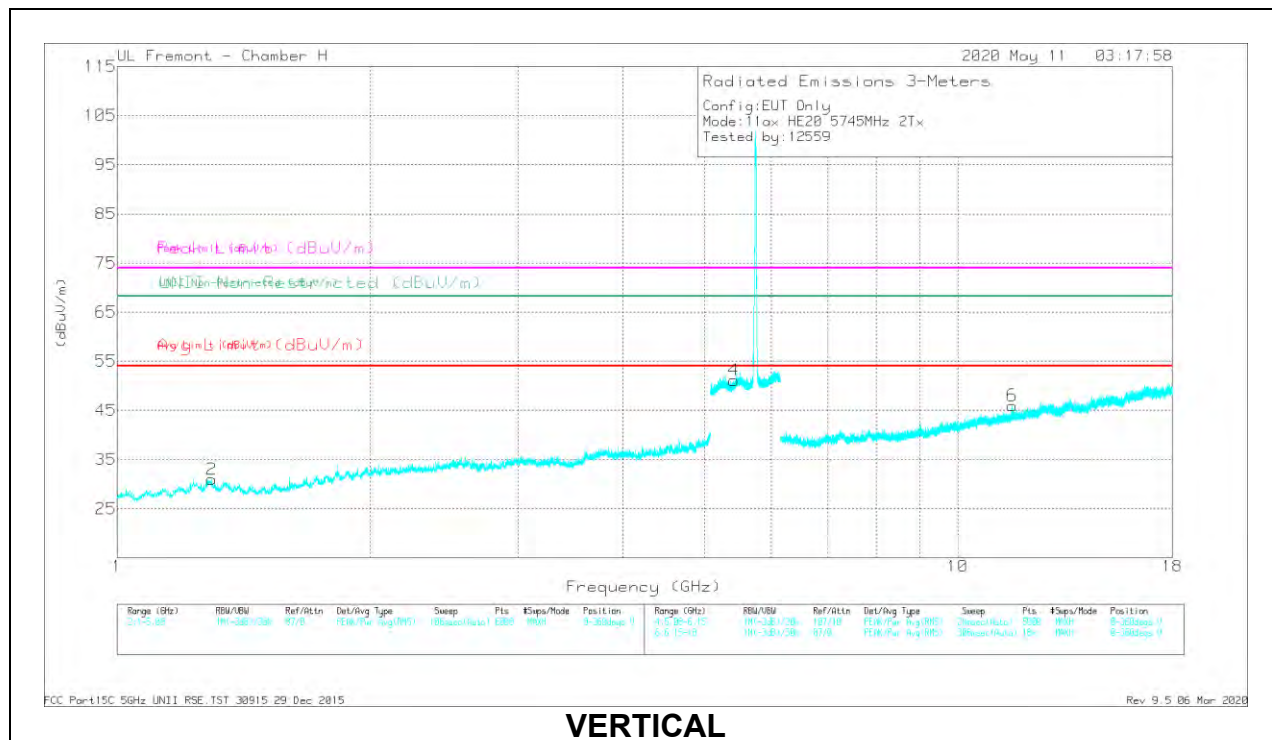
Pk - Peak detector

HARMONICS AND SPURIOUS EMISSIONS

LOW CHANNEL RESULTS



HORIZONTAL



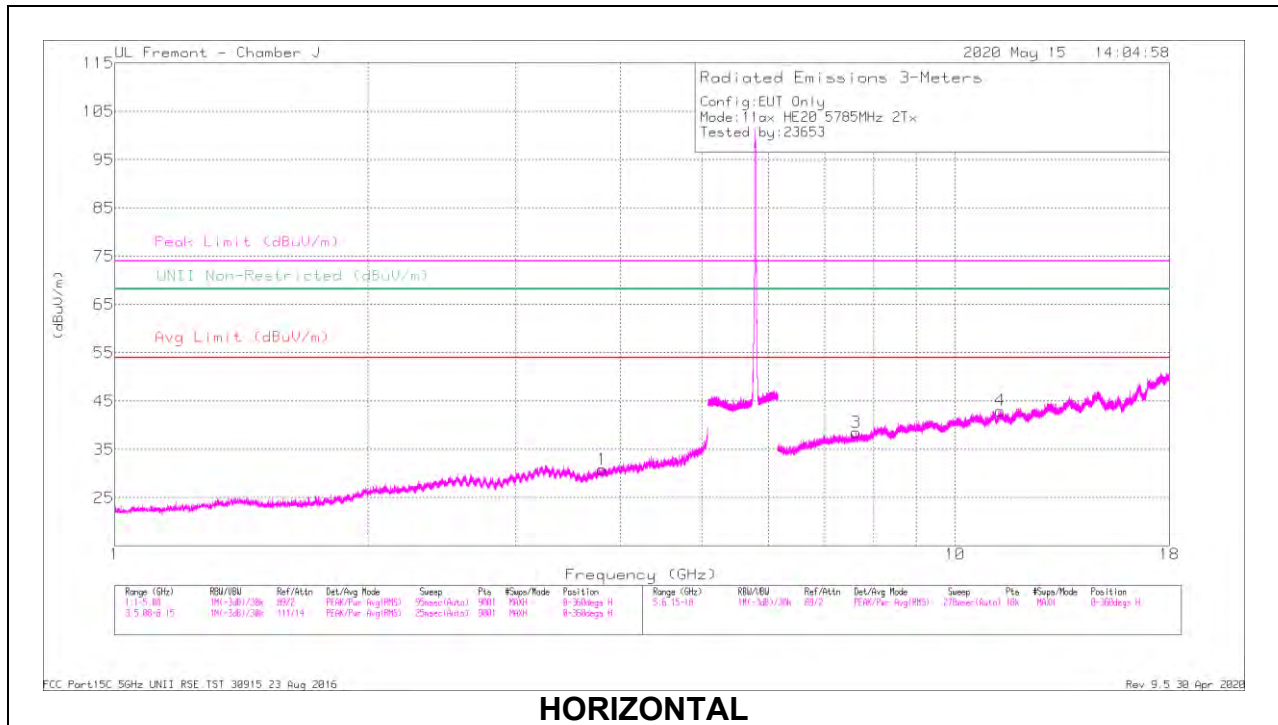
VERTICAL

RADIATED EMISSIONS

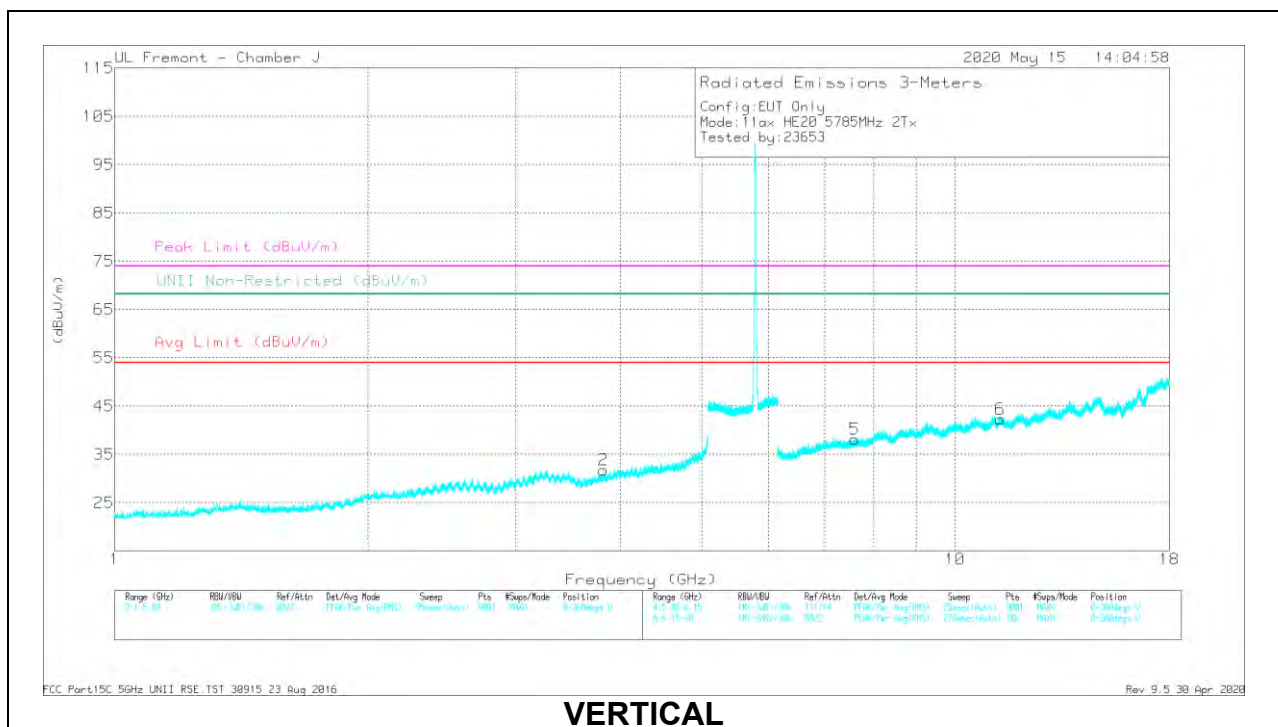
Marker	Frequency (GHz)	Meter Reading (dBµV)	Det	AF T663 (dBm)	Amp/Cbl/Filtr/Pad (dB)	Corrected Reading (dBµV/m)	Avg Limit (dBµV/m)	Margin (dB)	Peak Limit (dBµV/m)	PK Margin (dB)	UNII Non-Restricted (dBµV/m)	PK Margin (dB)	Azimuth (Degs)	Height (cm)	Polarity
1	* 1.28874	45.09	PK-U	29.2	-35.1	39.19	-	-	74	-34.81	-	-	218	117	H
	* 1.28969	33.05	ADR	29.2	-35.1	27.15	54	-26.85	-	-	-	-	218	117	H
2	* 1.29545	44.59	PK-U	28.9	-35.1	38.39	-	-	74	-35.61	-	-	244	141	V
	* 1.29423	32.96	ADR	29	-35.1	26.86	54	-27.14	-	-	-	-	244	141	V
3	* 5.4013	44.14	PK-U	35	-20.8	58.34	-	-	74	-15.66	-	-	278	158	H
	* 5.40069	32.27	ADR	35	-20.9	46.37	54	-7.63	-	-	-	-	278	158	H
4	* 5.41428	43.68	PK-U	35.1	-20.9	57.88	-	-	74	-16.12	-	-	304	212	V
	* 5.41746	32.39	ADR	35	-20.9	46.49	54	-7.51	-	-	-	-	304	212	V
5	* 11.91774	37.2	PK-U	38.6	-24	51.8	-	-	74	-22.2	-	-	317	263	H
	* 11.91711	26.27	ADR	38.6	-24	40.87	54	-13.13	-	-	-	-	317	263	H
6	* 11.60927	36.69	PK-U	38.3	-23.7	51.29	-	-	74	-22.71	-	-	342	200	V
	* 11.60913	25.76	ADR	38.3	-23.7	40.36	54	-13.64	-	-	-	-	342	200	V

* - indicates frequency in CFR47 Pt 15 / IC RSS-Restricted Band
 PK-U - U-NII: Maximum Peak
 ADR - U-NII AD primary method, RMS average

MID CHANNEL RESULTS



HORIZONTAL



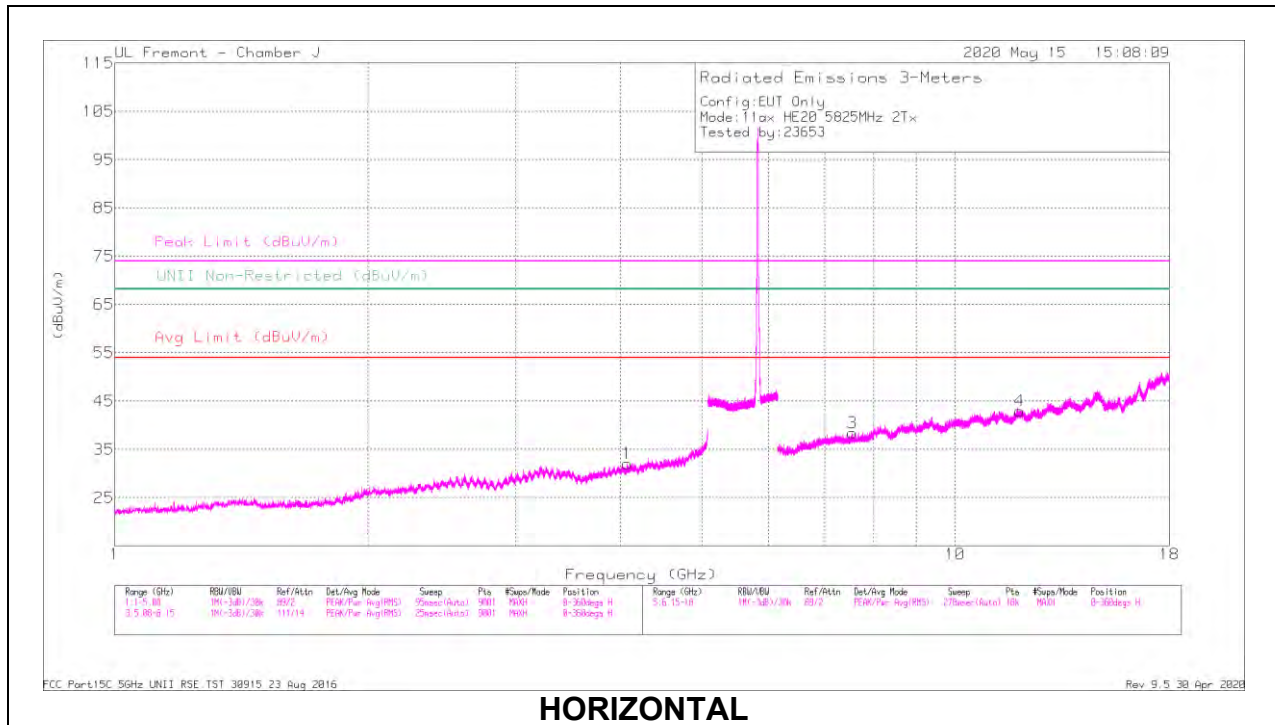
VERTICAL

RADIATED EMISSIONS

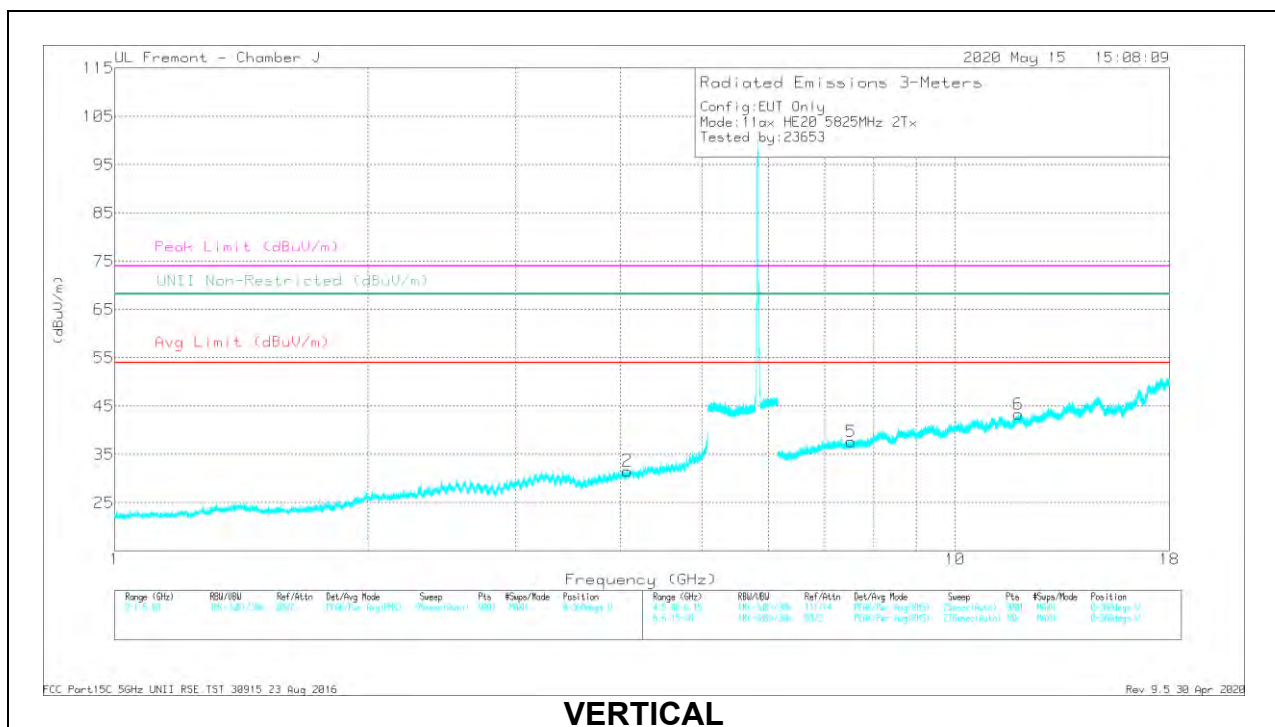
Marker	Frequency (GHz)	Meter Reading (dBµV)	Det	AF 1963 (dBm)	Amp/Cbl/Filtr/Pad (dB)	Corrected Reading (dBµV/m)	Avg Limit (dBµV/m)	Margin (dB)	Peak Limit (dBµV/m)	PK Margin (dB)	UNII Non-Restricted (dBµV/m)	PK Margin (dB)	Azimuth (Degs)	Height (cm)	Polarity
1	* 3.80005	39.5	PK-U	31	-32.4	38.1	-	-	74	-35.9	-	-	53	204	H
	* 3.80132	29.41	ADR	31	-32.4	28.01	54	-25.99	-	-	-	-	53	204	H
2	* 3.81397	40.26	PK-U	31.1	-32.3	39.06	-	-	74	-34.94	-	-	204	176	V
	* 3.8155	30.15	ADR	31.1	-32.3	28.95	54	-25.05	-	-	-	-	204	176	V
3	* 7.62136	35.75	PK-U	37.2	-27.1	45.85	-	-	74	-28.15	-	-	130	116	H
	* 7.61954	25.57	ADR	37.2	-27.1	35.67	54	-18.33	-	-	-	-	130	116	H
4	* 11.31766	34.78	PK-U	39.7	-23.2	51.28	-	-	74	-22.72	-	-	305	244	H
	* 11.31659	24.09	ADR	39.6	-23.2	40.49	54	-13.51	-	-	-	-	305	244	H
5	* 7.60069	36.13	PK-U	37.1	-27.2	46.03	-	-	74	-27.97	-	-	85	193	V
	* 7.60042	25.43	ADR	37.1	-27.2	35.33	54	-18.67	-	-	-	-	85	193	V
6	* 11.31512	34.26	PK-U	39.6	-23.2	50.66	-	-	74	-23.34	-	-	38	153	V
	* 11.31368	23.62	ADR	39.6	-23.2	40.22	54	-13.78	-	-	-	-	38	153	V

* - indicates frequency in CFR47 Pt 15 / IC RSS-Restricted Band
 PK-U - U-NII: Maximum Peak
 ADR - U-NII AD primary method, RMS average

HIGH CHANNEL RESULTS



HORIZONTAL



VERTICAL

RADIATED EMISSIONS

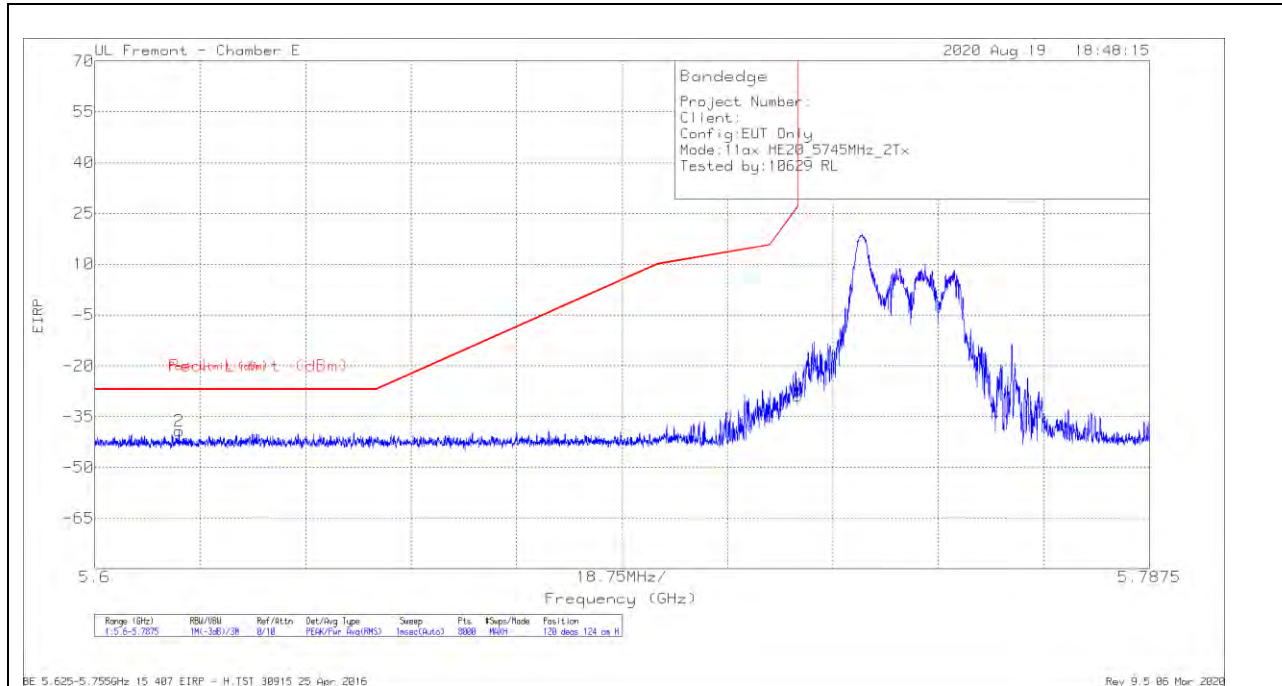
Marker	Frequency (GHz)	Meter Reading (dBµV)	Det	AF 1963 (dBm)	Amp/Cbl/Filtr/Pad (dB)	Corrected Reading (dBµV/m)	Avg Limit (dBµV/m)	Margin (dB)	Peak Limit (dBµV/m)	PK Margin (dB)	UNII Non-Restricted (dBµV/m)	PK Margin (dB)	Azimuth (Degs)	Height (cm)	Polarity
1	* 4.07484	39.59	PK-U	31.7	-32	39.29	-	-	74	-34.71	-	-	115	186	H
	* 4.07648	29.78	ADR	31.7	-32	29.48	54	-24.52	-	-	-	-	115	186	H
2	* 4.07675	39.98	PK-U	31.7	-32	39.68	-	-	74	-34.32	-	-	202	117	V
	* 4.07399	29.98	ADR	31.7	-32	29.68	54	-24.32	-	-	-	-	202	117	V
3	* 7.54735	35.98	PK-U	37.2	-27.4	45.78	-	-	74	-28.22	-	-	318	226	H
	* 7.54546	25.5	ADR	37.2	-27.4	35.3	54	-18.7	-	-	-	-	318	226	H
4	* 11.946	33.45	PK-U	39.4	-22.5	50.35	-	-	74	-23.65	-	-	183	316	H
	* 11.94608	22.99	ADR	39.4	-22.5	39.89	54	-14.11	-	-	-	-	183	316	H
5	* 7.52696	36.72	PK-U	37.1	-27.4	46.42	-	-	74	-27.58	-	-	216	109	V
	* 7.52346	25.49	ADR	37.1	-27.4	35.19	54	-18.81	-	-	-	-	216	109	V
6	* 11.8999	34.23	PK-U	39.4	-22.7	50.93	-	-	74	-23.07	-	-	256	169	V
	* 11.89806	24.36	ADR	39.4	-22.7	41.06	54	-12.94	-	-	-	-	256	169	V

* - indicates frequency in CFR47 Pt 15 / IC RSS-Restricted Band
 PK-U - U-NII: Maximum Peak
 ADR - U-NII AD primary method, RMS average

2TX ANT 5 + ANT 6 OFDMA MODE – 26 Tones, RU Index 0

BANDEDGE (LOW CHANNEL)

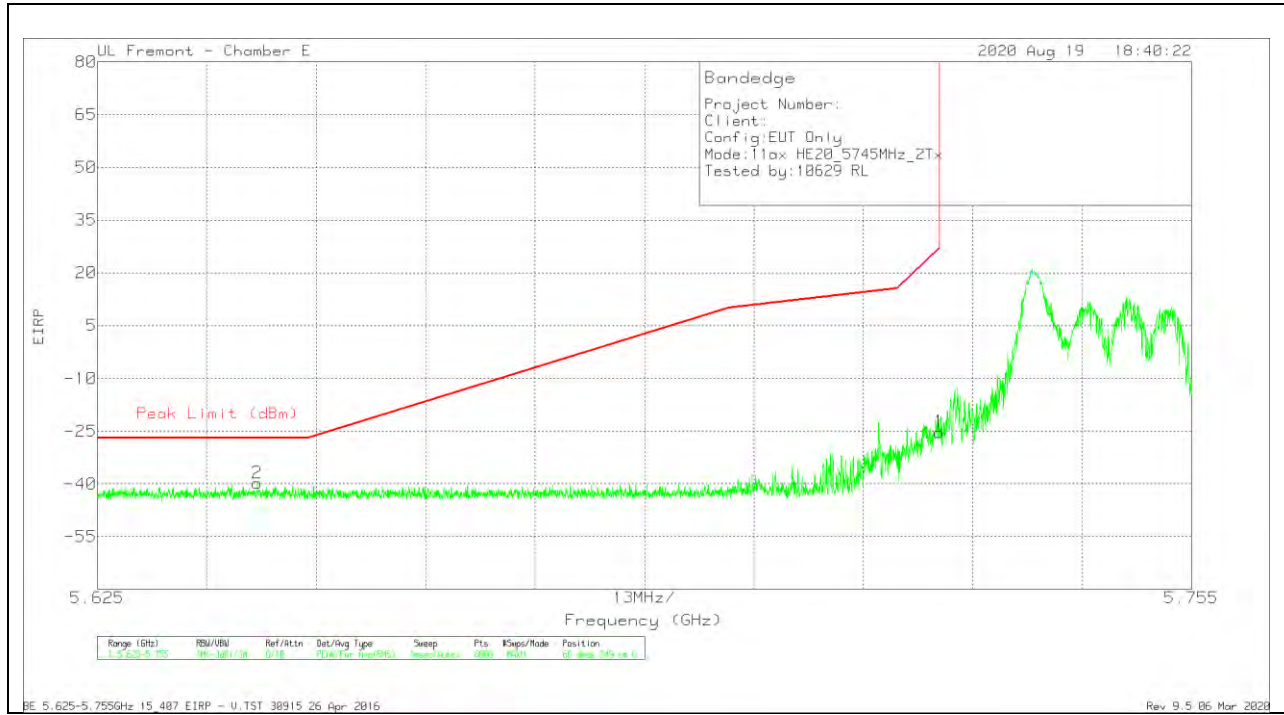
HORIZONTAL RESULT



Marker	Frequency (GHz)	Meter Reading (dBm)	Det	AF T712 (dB/m)	Amp/Cbl/Filtr/Pa d (dB)	Conversion Factor (dB)	Corrected Reading EIRP	Peak Limit (dBm)	PK Margin (dB)	Azimuth (Degs)	Height (cm)	Polarity
2	5.615	-64.01	Pk	34.7	-21.7	11.8	-39.21	-27	-12.21	120	124	H
1	5.72498	-54.21	Pk	34.7	-21.2	11.8	-28.91	26.96	-55.87	120	124	H

Pk - Peak detector

VERTICAL RESULT



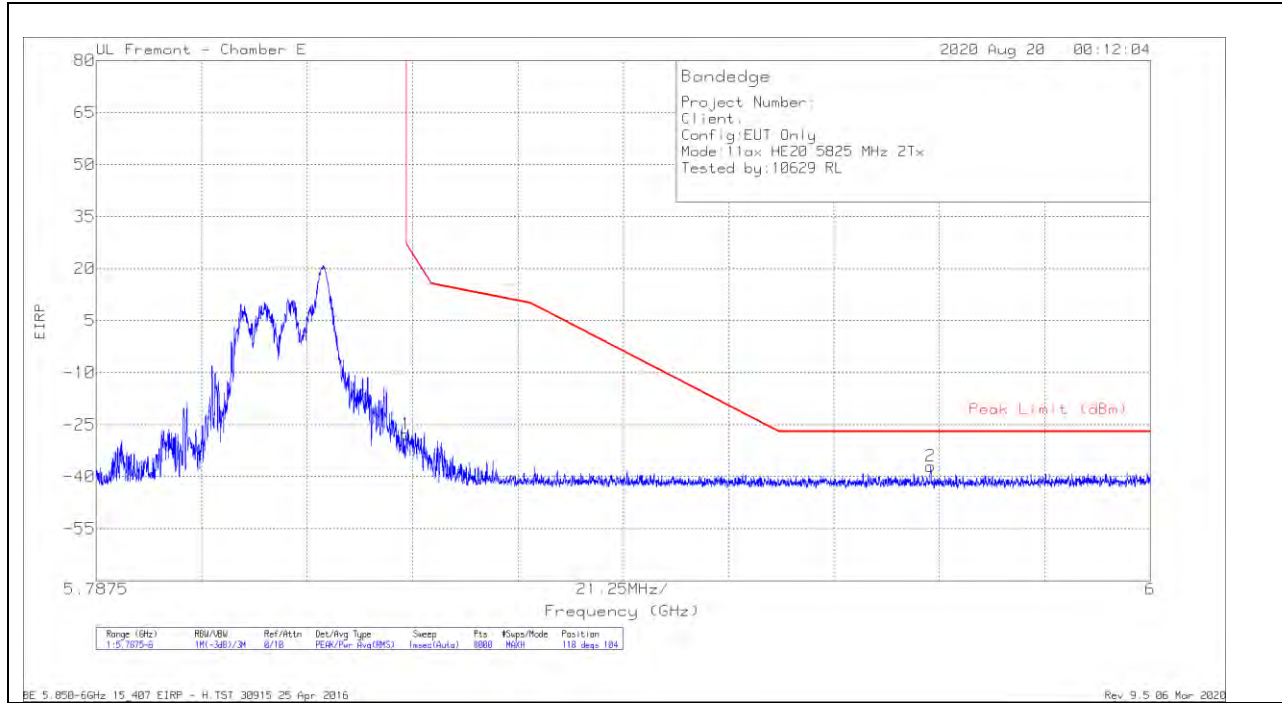
Marker	Frequency (GHz)	Meter Reading (dBm)	Det	AF T712 (dB/m)	Amp/Cbl/Filtr/Pad (dB)	Conversion Factor (dB)	Corrected Reading EIRP	Peak Limit (dBm)	PK Margin (dB)	Azimuth (Degs)	Height (cm)	Polarity
2	5.644	-64.78	Pk	34.8	-21.6	11.8	-39.78	-27	-12.78	68	249	V
1	5.725	-50.56	Pk	34.7	-21.2	11.8	-25.26	27	-52.26	68	249	V

Pk - Peak detector

2TX ANT 5 + ANT 6 OFDMA MODE – 26 Tones, RU Index 8

BANDEDGE (HIGH CHANNEL)

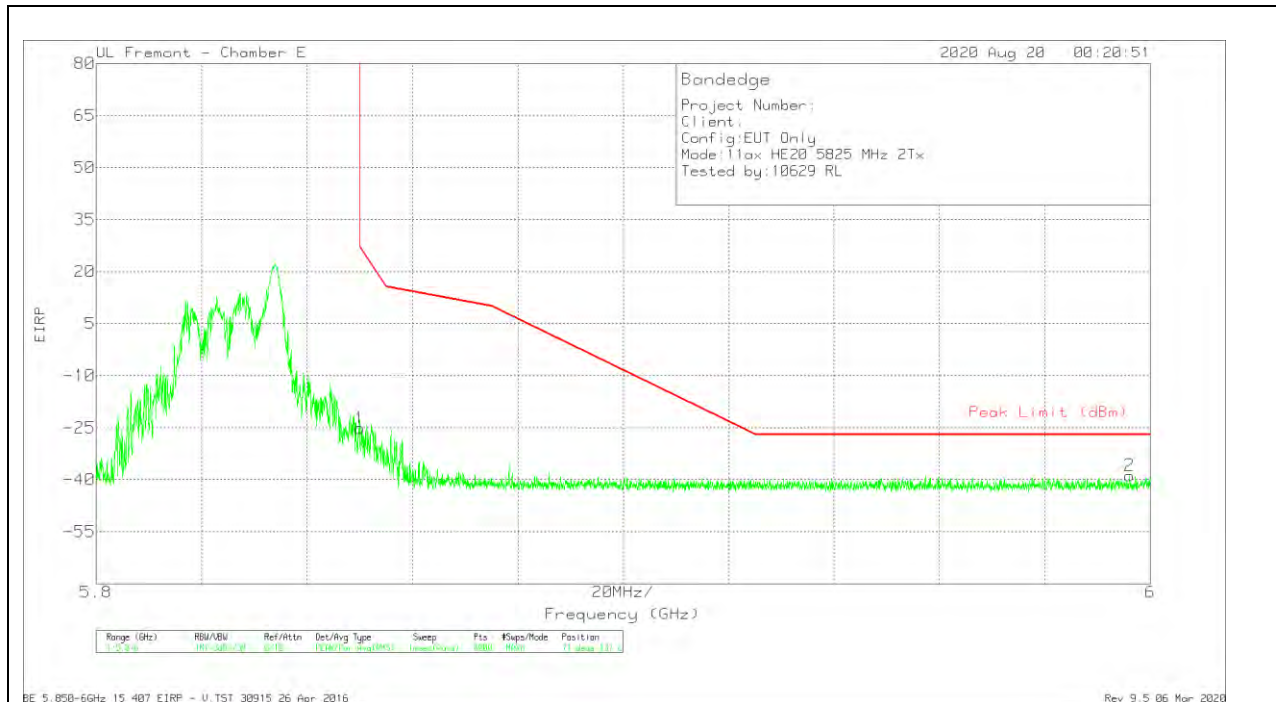
HORIZONTAL RESULT



Marker	Frequency (GHz)	Meter Reading (dBm)	Det	AF T712 (dB/m)	Amp/Cb/Filtr/Par d (dB)	Conversion Factor (dB)	Corrected Reading EIRP	Peak Limit (dBm)	PK Margin (dB)	Azimuth (Degs)	Height (cm)	Polarity
1	5.85001	-53.71	Pk	34.9	-20.7	11.8	-27.71	26.98	-54.69	118	104	H
2	5.95569	-62.93	Pk	35.1	-20.9	11.8	-36.93	-27	-9.93	118	104	H

Pk - Peak detector

VERTICAL RESULT



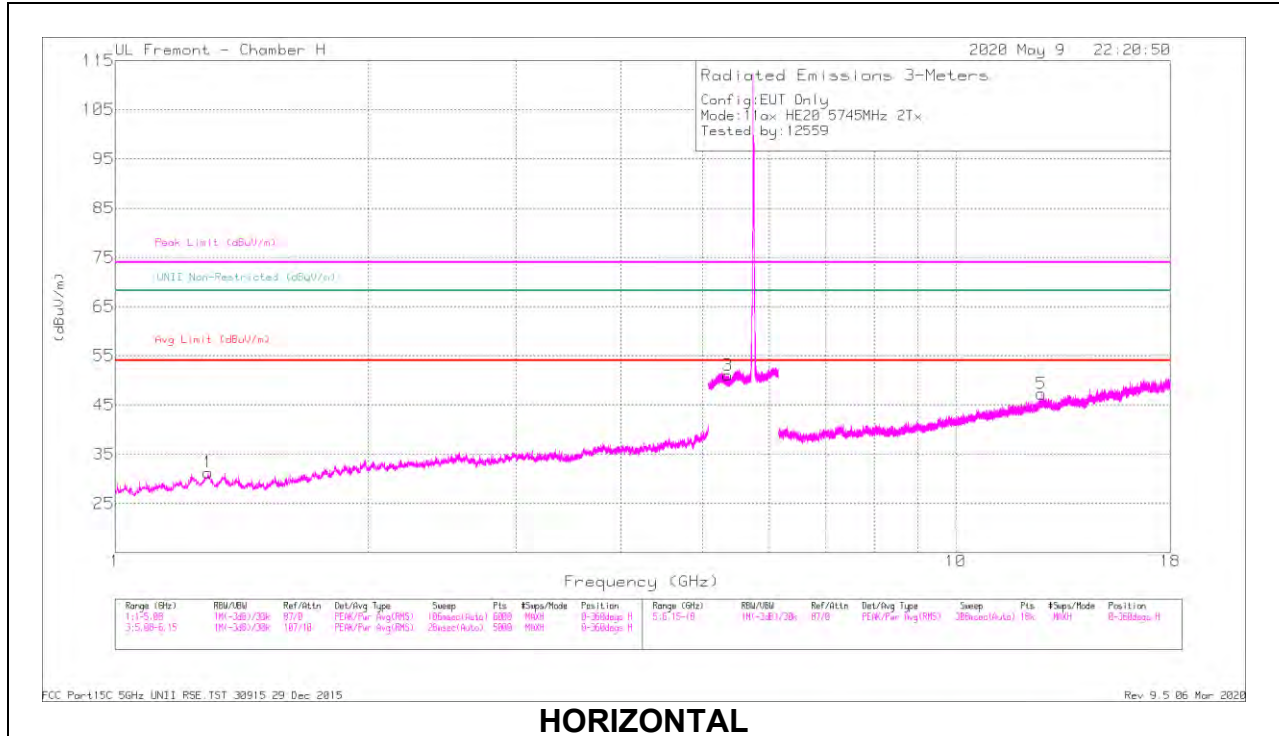
Marker	Frequency (GHz)	Meter Reading (dBm)	Det	AF T712 (dB/m)	Amp/Cbl/Filtr/Par d (dB)	Conversion Factor (dB)	Corrected Reading EIRP	Peak Limit (dBm)	PK Margin (dB)	Azimuth (Degs)	Height (cm)	Polarity
1	5.85001	-51.12	Pk	34.9	-20.7	11.8	-25.12	26.99	-52.11	71	137	V
2	5.99605	-65.21	Pk	35.2	-20.6	11.8	-38.81	-27	-11.81	71	137	V

Pk - Peak detector

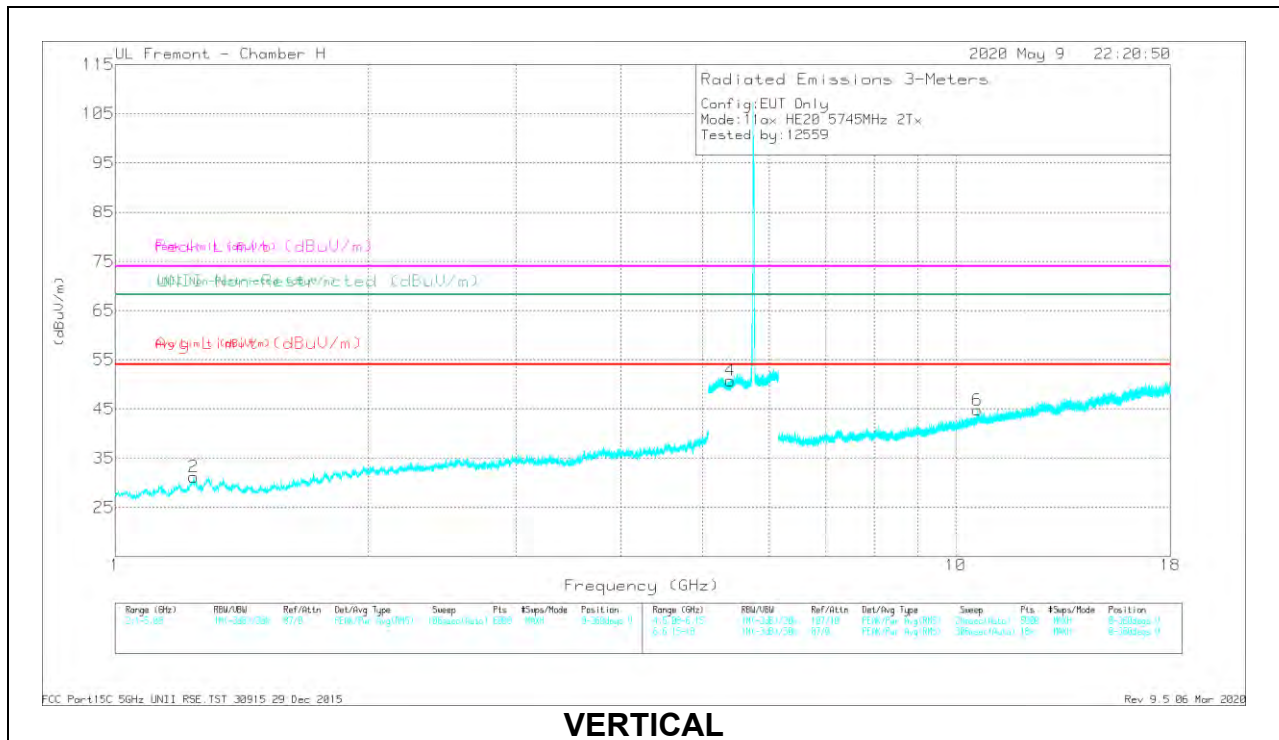
2TX ANT 5 + ANT 6 OFDMA MODE – 26 Tones, RU Index 8

HARMONICS AND SPURIOUS EMISSIONS

LOW CHANNEL RESULTS



HORIZONTAL



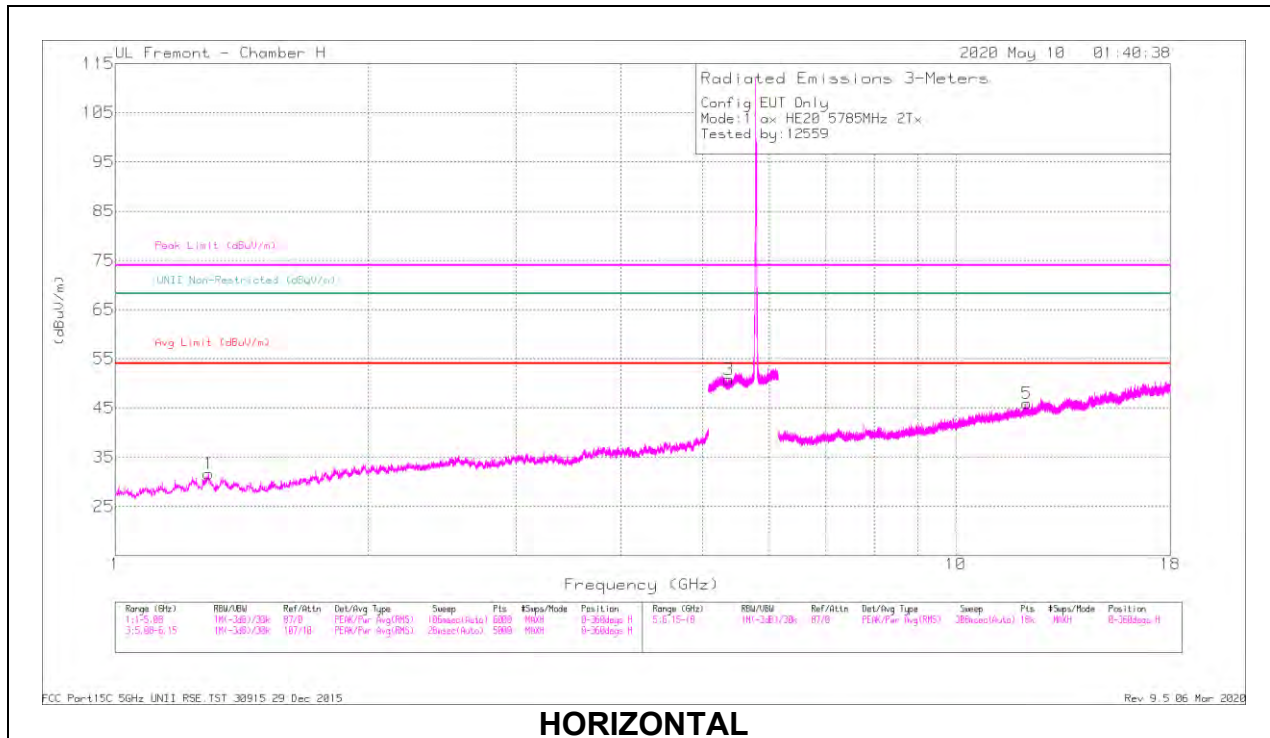
VERTICAL

RADIATED EMISSIONS

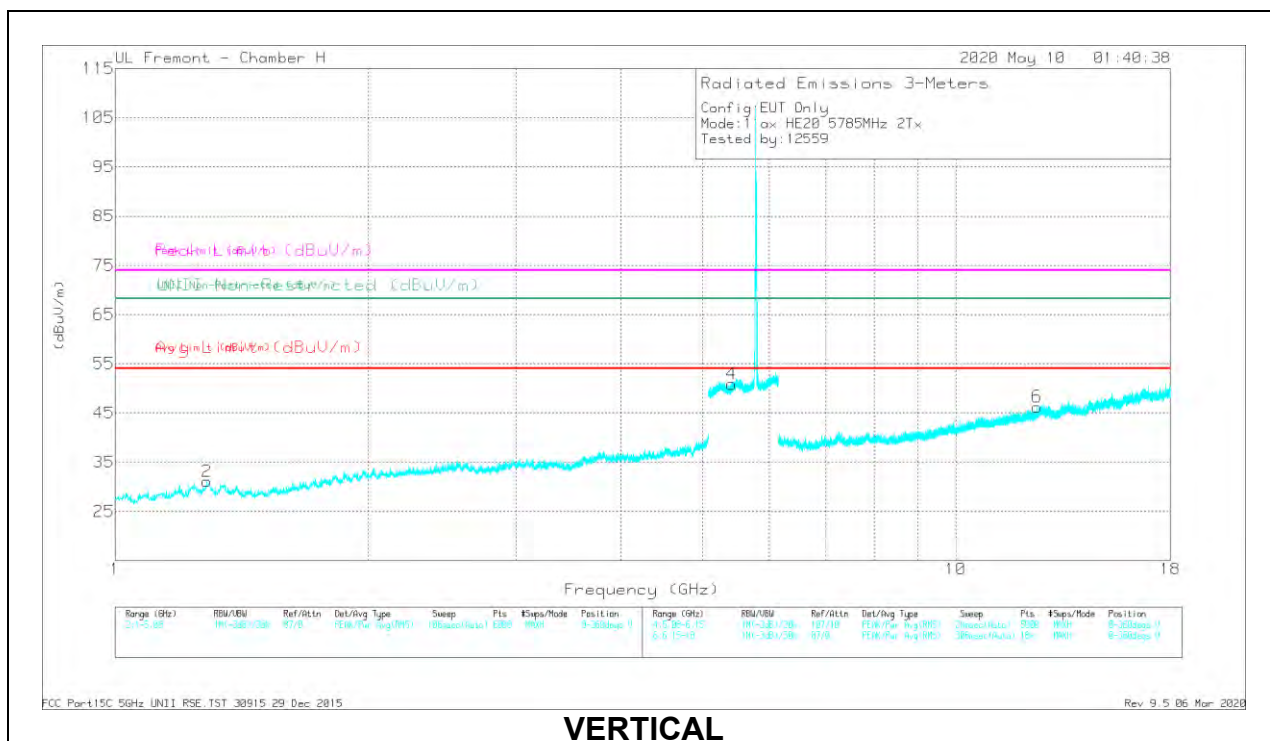
Marker	Frequency(GHz)	MeterReading(dBuV)	Det	AF T863 (dBm)	Amp/Cdf/Fir/P ad (dB)	CorrectedReading(dBuV/m)	Avg Limit (dBuV/m)	Margin(dB)	Peak Limit (dBuV/m)	PK Margin(dB)	UNI Non-Restricted (dBuV/m)	PK Margin(dB)	Azimuth(Degs)	Height(cm)	Polarity
1	* 1.28755	44.46	PK-U	29.2	-35.1	38.56	-	-	74	-35.44	-	-	222	109	H
	* 1.2881	32.97	ADR	29.2	-35.1	27.07	54	-26.93	-	-	-	-	222	109	H
2	* 1.23824	44.94	PK-U	28.8	-35.4	38.34	-	-	74	-35.66	-	-	114	199	V
	* 1.24019	33.15	ADR	28.8	-35.4	26.55	54	-27.45	-	-	-	-	114	199	V
3	* 5.35954	44.01	PK-U	34.9	-20.9	58.01	-	-	74	-15.99	-	-	44	260	H
	* 5.35606	32.26	ADR	34.9	-20.9	46.26	54	-7.74	-	-	-	-	44	260	H
4	* 5.39408	43.37	PK-U	35	-20.9	57.47	-	-	74	-16.53	-	-	180	335	V
	* 5.39306	32.33	ADR	35	-20.9	46.43	54	-7.57	-	-	-	-	180	335	V
5	* 12.64086	36.69	PK-U	39.7	-23.5	52.89	-	-	74	-21.11	-	-	239	168	H
	* 12.64049	25.47	ADR	39.7	-23.5	41.67	54	-12.33	-	-	-	-	239	168	H
6	* 10.61116	37.47	PK-U	37.6	-24.3	50.77	-	-	74	-23.23	-	-	344	147	V
	* 10.61039	26.65	ADR	37.6	-24.3	39.95	54	-14.05	-	-	-	-	344	147	V

* - indicates frequency in CFR47 Pt 15 / IC RSS-Restricted Band
 PK-U - U-NII: Maximum Peak
 ADR - U-NII AD primary method, RMS average

MID CHANNEL RESULTS



HORIZONTAL



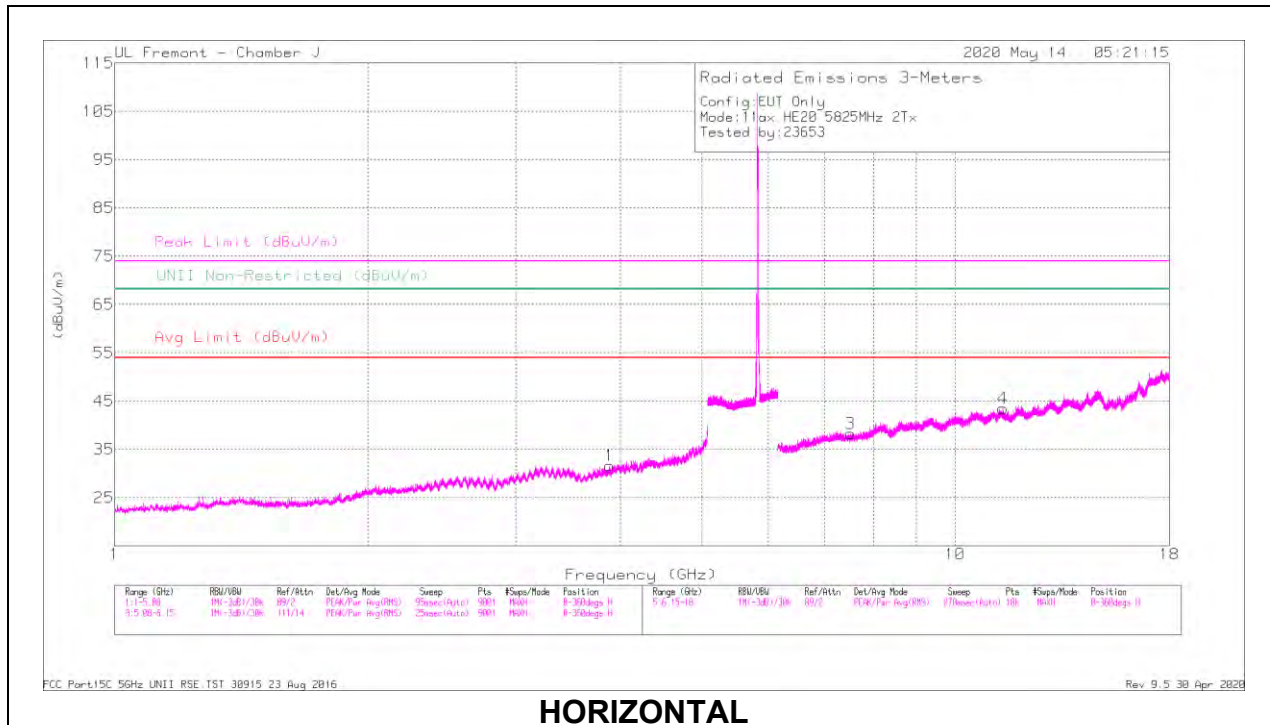
VERTICAL

RADIATED EMISSIONS

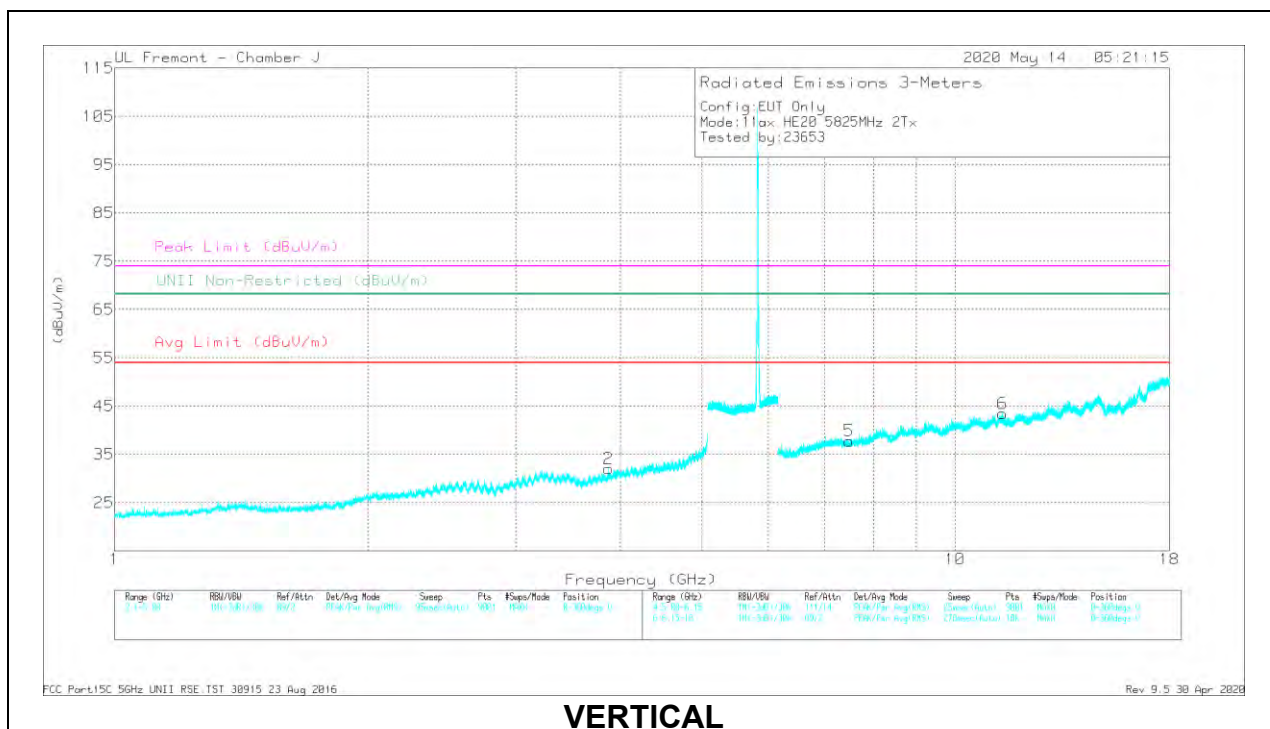
Marker	Frequency (GHz)	Meter Reading (dBµV)	Det	AF T663 (dBm)	Amp/Cbl/Filtr/Pad (dB)	Corrected Reading (dBµV/m)	Avg Limit (dBµV/m)	Margin (dB)	Peak Limit (dBµV/m)	PK Margin (dB)	UNII Non-Restricted (dBµV/m)	PK Margin (dB)	Azimuth (Degs)	Height (cm)	Polarity
1	* 1.28933	45.08	PK-U	29.2	-35.1	39.18	-	-	74	-34.82	-	-	22	242	H
	* 1.29112	33.04	ADR	29.1	-35.1	27.04	54	-26.96	-	-	-	-	22	242	H
2	* 1.28541	44.43	PK-U	29.2	-35.1	38.53	-	-	74	-35.47	-	-	142	282	V
	* 1.28731	32.93	ADR	29.2	-35.1	27.03	54	-26.97	-	-	-	-	142	282	V
3	* 5.37161	44.12	PK-U	34.9	-20.9	58.12	-	-	74	-15.88	-	-	212	119	H
	* 5.37045	32.53	ADR	34.9	-20.9	46.53	54	-7.47	-	-	-	-	212	119	H
4	* 5.40708	43.87	PK-U	35	-20.8	58.07	-	-	74	-15.93	-	-	307	181	V
	* 5.40908	32.49	ADR	35	-20.8	46.69	54	-7.31	-	-	-	-	307	181	V
5	* 12.15602	36.93	PK-U	38.9	-23.9	51.93	-	-	74	-22.07	-	-	231	245	H
	* 12.15778	25.83	ADR	38.9	-23.8	40.93	54	-13.07	-	-	-	-	231	245	H
6	* 12.48869	38.2	PK-U	39.3	-24.1	53.4	-	-	74	-20.6	-	-	146	137	V
	* 12.48941	26.26	ADR	39.3	-24.1	41.46	54	-12.54	-	-	-	-	146	137	V

* - indicates frequency in CFR47 Pt 15 / IC RSS-Restricted Band
 PK-U - U-NII: Maximum Peak
 ADR - U-NII AD primary method, RMS average

HIGH CHANNEL RESULTS



HORIZONTAL



VERTICAL

RADIATED EMISSIONS

Marker	Frequency (GHz)	Meter Reading (dBµV)	Det	AF 1963 (dBm)	Amp/Cbl/Filtr/Pad (dB)	Corrected Reading (dBµV/m)	Avg Limit (dBµV/m)	Margin (dB)	Peak Limit (dBµV/m)	PK Margin (dB)	UNII Non-Restricted (dBµV/m)	PK Margin (dB)	Azimuth (Degs)	Height (cm)	Polarity
1	* 3.88004	40.1	PK-U	31.4	-32.4	39.1	-	-	74	-34.9	-	-	239	321	H
	* 3.88008	29.84	ADR	31.4	-32.4	28.84	54	-25.16	-	-	-	-	239	321	H
2	* 3.86708	40.03	PK-U	31.3	-32.5	38.83	-	-	74	-35.17	-	-	200	259	V
	* 3.86885	29.8	ADR	31.3	-32.5	28.6	54	-25.4	-	-	-	-	200	259	V
3	* 7.50922	36.63	PK-U	37.1	-27.5	46.23	-	-	74	-27.77	-	-	357	375	H
	* 7.51101	26.33	ADR	37.1	-27.5	35.93	54	-18.07	-	-	-	-	357	375	H
4	* 11.40812	33.85	PK-U	39.6	-22.8	50.65	-	-	74	-23.35	-	-	325	193	H
	* 11.40924	23.5	ADR	39.6	-22.8	40.3	54	-13.7	-	-	-	-	325	193	H
5	* 7.47908	36.36	PK-U	37	-27.5	45.86	-	-	74	-28.14	-	-	108	361	V
	* 7.4805	26.03	ADR	37	-27.5	35.53	54	-18.47	-	-	-	-	108	361	V
6	* 11.39863	33.16	PK-U	39.6	-22.8	49.96	-	-	74	-24.04	-	-	123	108	V
	* 11.39623	22.84	ADR	39.6	-22.8	39.64	54	-14.36	-	-	-	-	123	108	V

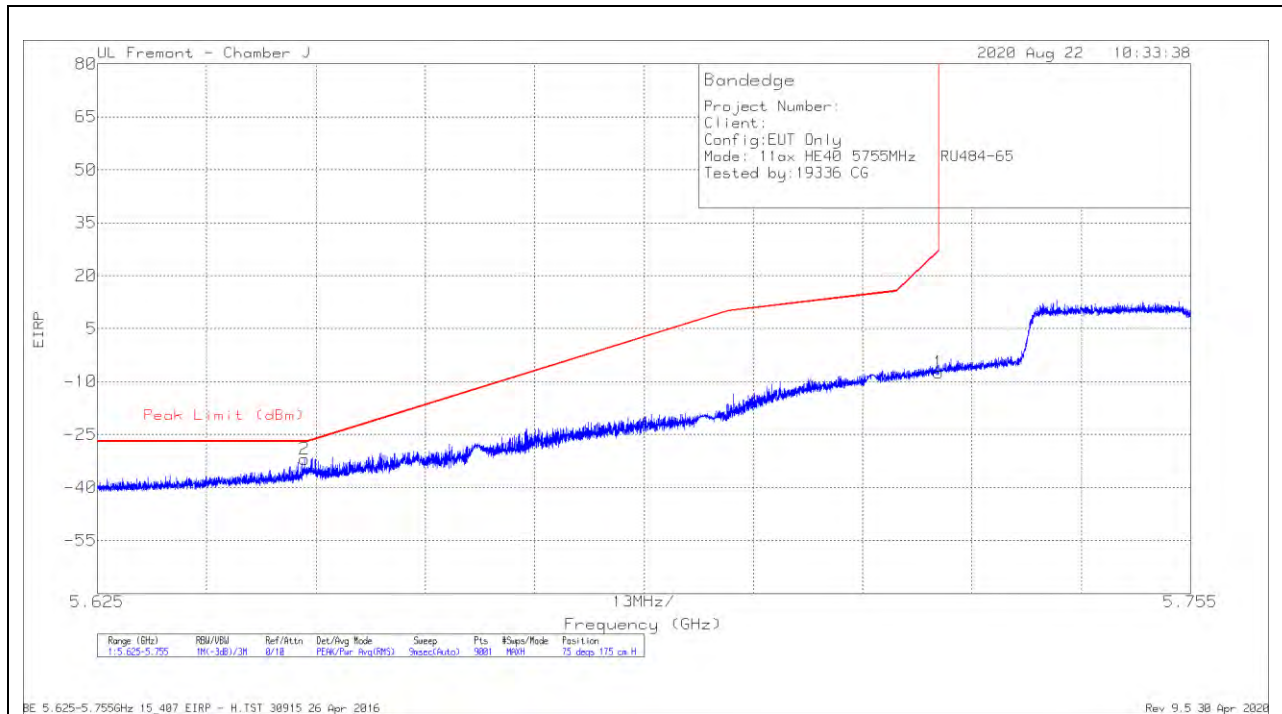
* - indicates frequency in CFR47 Pt 15 / IC RSS-Restricted Band
 PK-U - U-NII: Maximum Peak
 ADR - U-NII AD primary method, RMS average

1.1.23. TX ABOVE 1 GHz 802.11ax HE40 MODE IN THE 5.8 GHz BAND

1TX ANT 5 – SU, RU Index 65

BANDEDGE (LOW CHANNEL)

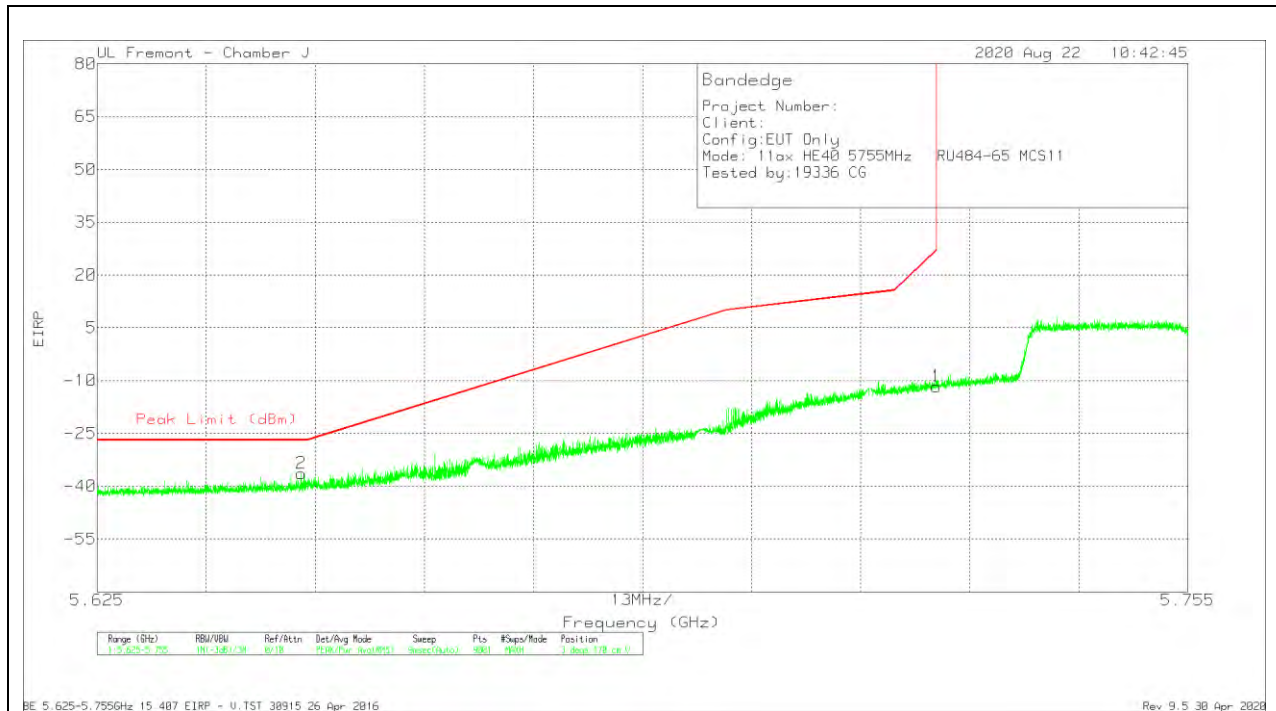
HORIZONTAL RESULT



Marker	Frequency (GHz)	Meter Reading (dBm)	Det	AF T963 (dB/m)	Amp/Cbl/Fitr/Pa d (dB)	Conversion Factor (dB)	Corrected Reading EIRP	Peak Limit (dBm)	PK Margin (dB)	Azimuth (Degs)	Height (cm)	Polarity
1	5.725	-32.74	Pk	33.4	-19.9	11.8	-7.44	26.99	-34.43	75	175	H
2	5.64961	-57.11	Pk	33.4	-20.1	11.8	-32.01	-27	-5.01	75	175	H

Pk - Peak detector

VERTICAL RESULT

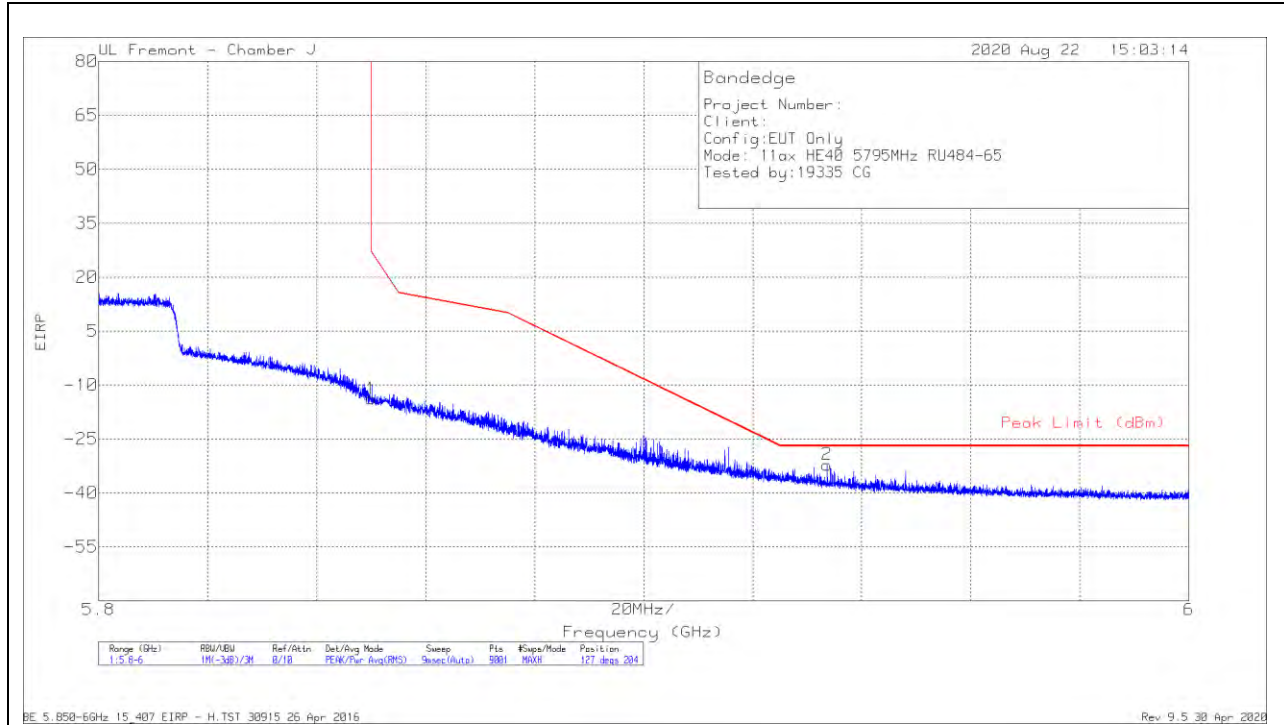


Marker	Frequency (GHz)	Meter Reading (dBm)	Det	AF T963 (dB/m)	Amp/Cbl/Fitr/Parad (dB)	Conversion Factor (dB)	Corrected Reading EIRP	Peak Limit (dBm)	PK Margin (dB)	Azimuth (Degs)	Height (cm)	Polarity
1	5.725	-37.07	Pk	33.4	-19.9	11.8	-11.77	26.99	-38.76	3	170	V
2	5.64929	-61.56	Pk	33.4	-20.1	11.8	-36.46	-27	-9.46	3	170	V

Pk - Peak detector

BANDEDGE (HIGH CHANNEL)

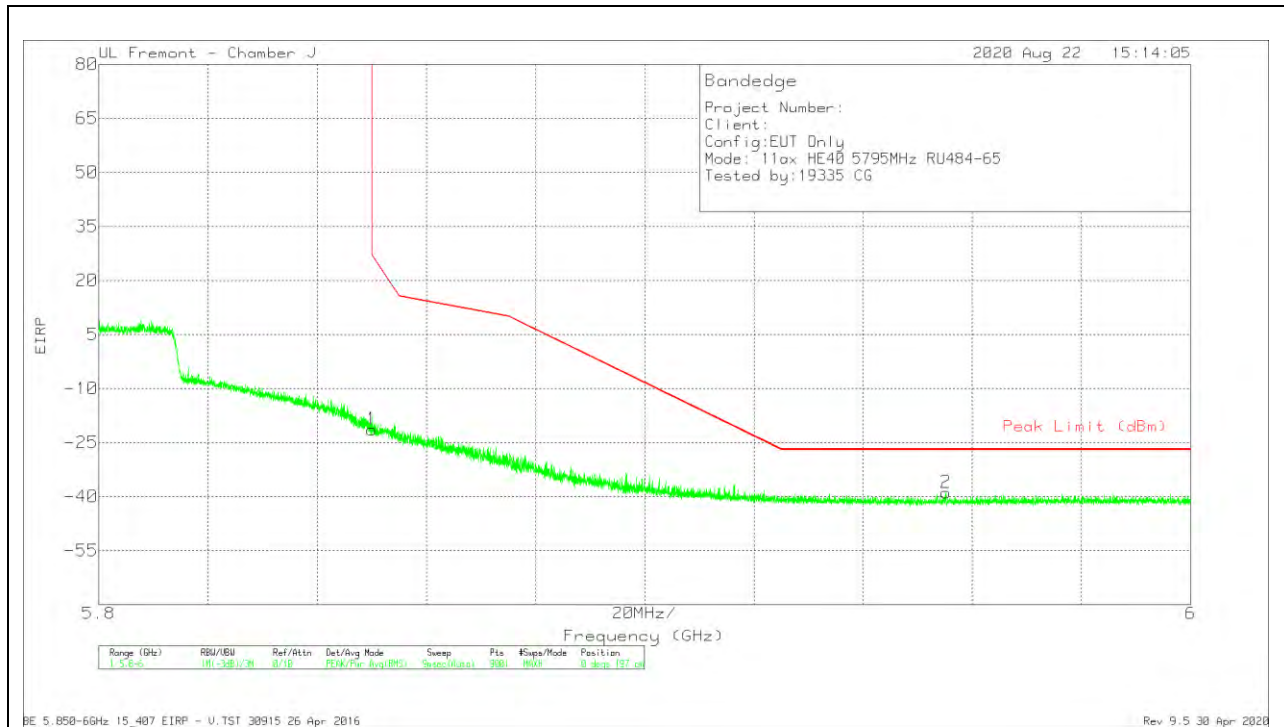
HORIZONTAL RESULT



Marker	Frequency (GHz)	Meter Reading (dBm)	Det	AF T963 (dB/m)	Amp/Cbl/Filtr/Pad (dB)	Conversion Factor (dB)	Corrected Reading EIRP	Peak Limit (dBm)	PK Margin (dB)	Azimuth (Degs)	Height (cm)	Polarity
1	5.85002	-40.02	Pk	33.8	-19.4	11.8	-13.82	26.95	-40.77	127	204	H
2	5.93364	-59.07	Pk	34.4	-19.3	11.8	-32.17	-27	-5.17	127	204	H

Pk - Peak detector

VERTICAL RESULT



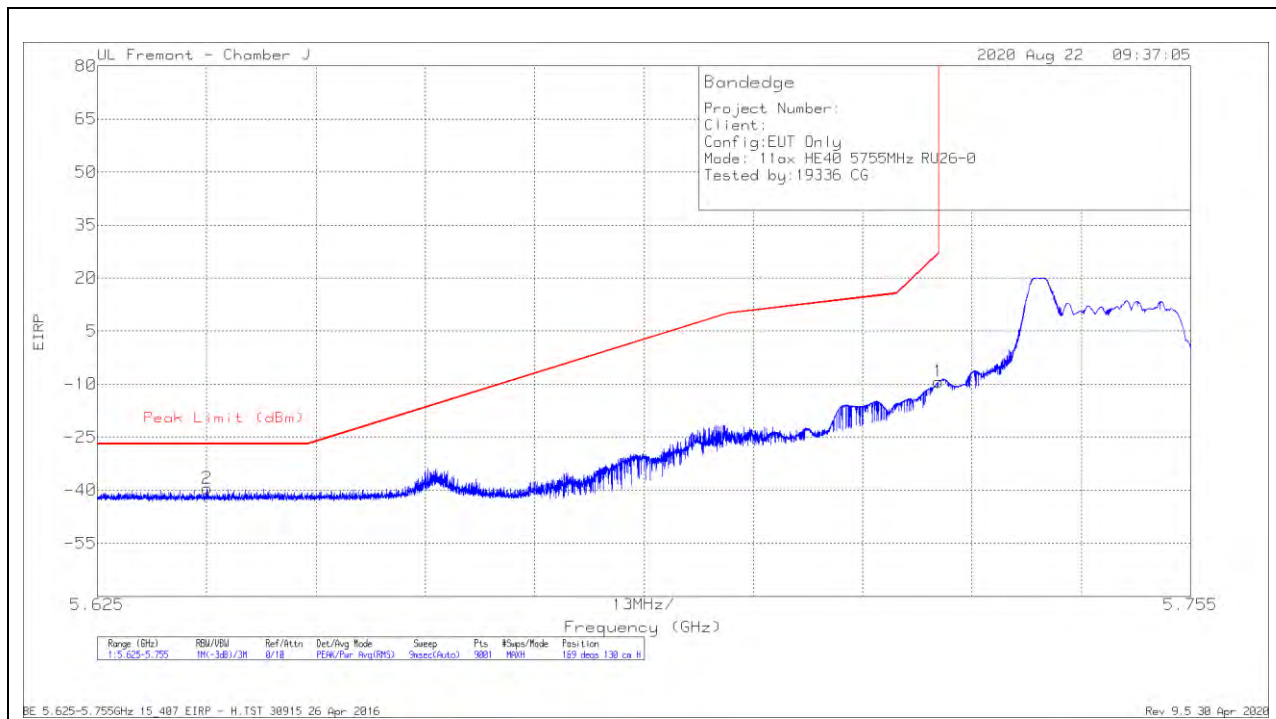
Marker	Frequency (GHz)	Meter Reading (dBm)	Det	AF T963 (dB/m)	Amp/Cbl/Fitr/Pad (dB)	Conversion Factor (dB)	Corrected Reading EIRP	Peak Limit (dBm)	PK Margin (dB)	Azimuth (Degs)	Height (cm)	Polarity
1	5.85002	-47.57	Pk	33.8	-19.4	11.8	-21.37	26.95	-48.32	0	197	V
2	5.95515	-65.77	Pk	34.4	-19.3	11.8	-38.87	-27	-11.87	0	197	V

Pk - Peak detector

1TX ANT 5 – 26 Tones, RU Index 0

BANDEDGE (LOW CHANNEL)

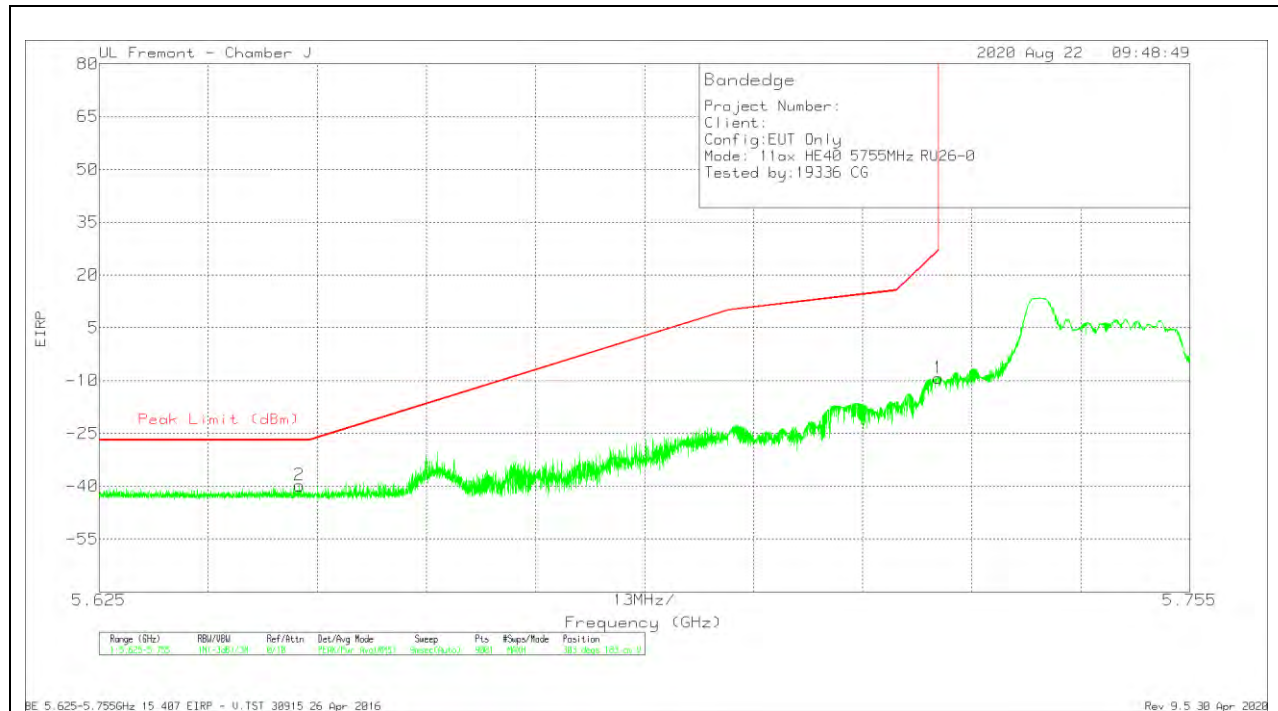
HORIZONTAL RESULT



Marker	Frequency (GHz)	Meter Reading (dBm)	Det	AF T963 (dB/m)	Amp/Cbl/Filtr/Pa d (dB)	Conversion Factor (dB)	Corrected Reading EIRP	Peak Limit (dBm)	PK Margin (dB)	Azimuth (Degs)	Height (cm)	Polarity
1	5.725	-34.64	Pk	33.4	-19.9	11.8	-9.34	26.99	-36.33	169	130	H
2	5.63804	-64.7	Pk	33.4	-20	11.8	-39.5	-27	-12.5	169	130	H

Pk - Peak detector

VERTICAL RESULT



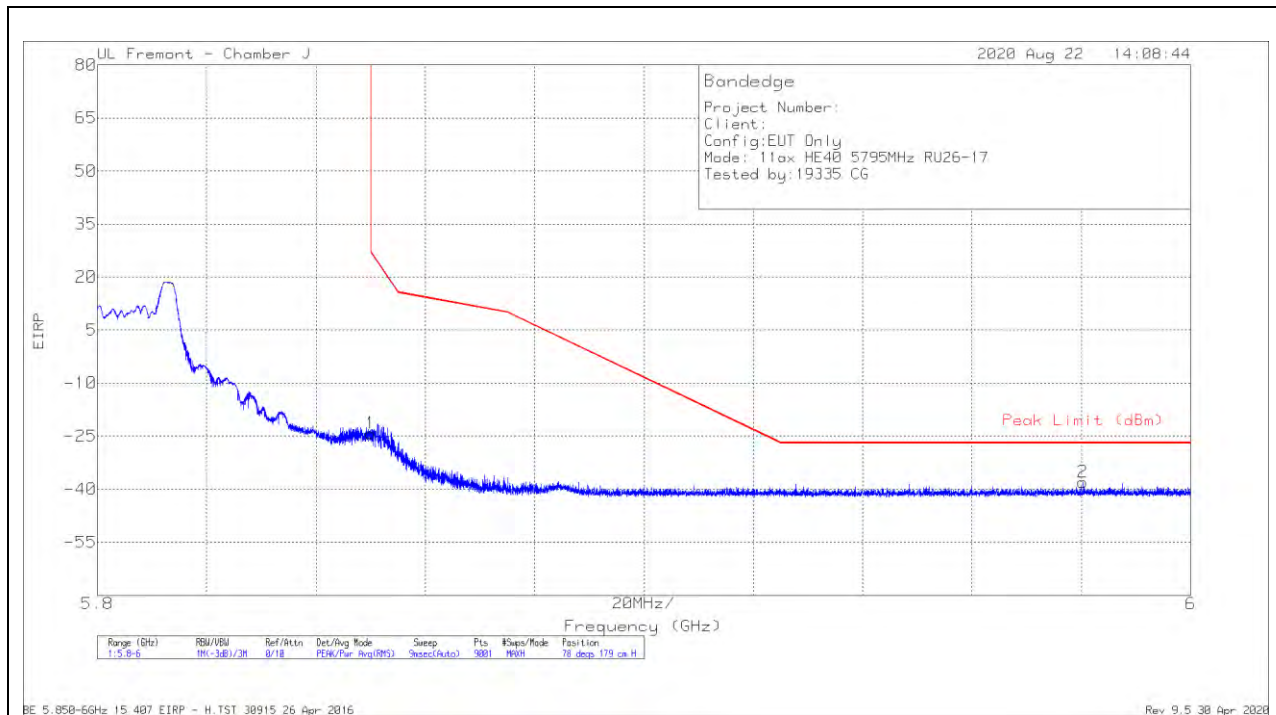
Marker	Frequency (GHz)	Meter Reading (dBm)	Det	AF T963 (dB/m)	Amp/Cbl/Fitr/Pad (dB)	Conversion Factor (dB)	Corrected Reading EIRP	Peak Limit (dBm)	PK Margin (dB)	Azimuth (Degs)	Height (cm)	Polarity
1	5.725	-34.51	Pk	33.4	-19.9	11.8	-9.21	26.99	-36.2	303	183	V
2	5.64889	-64.98	Pk	33.4	-20	11.8	-39.78	-27	-12.78	303	183	V

Pk - Peak detector

1TX ANT 5 – 26 Tones, RU Index 17

BANDEDGE (HIGH CHANNEL)

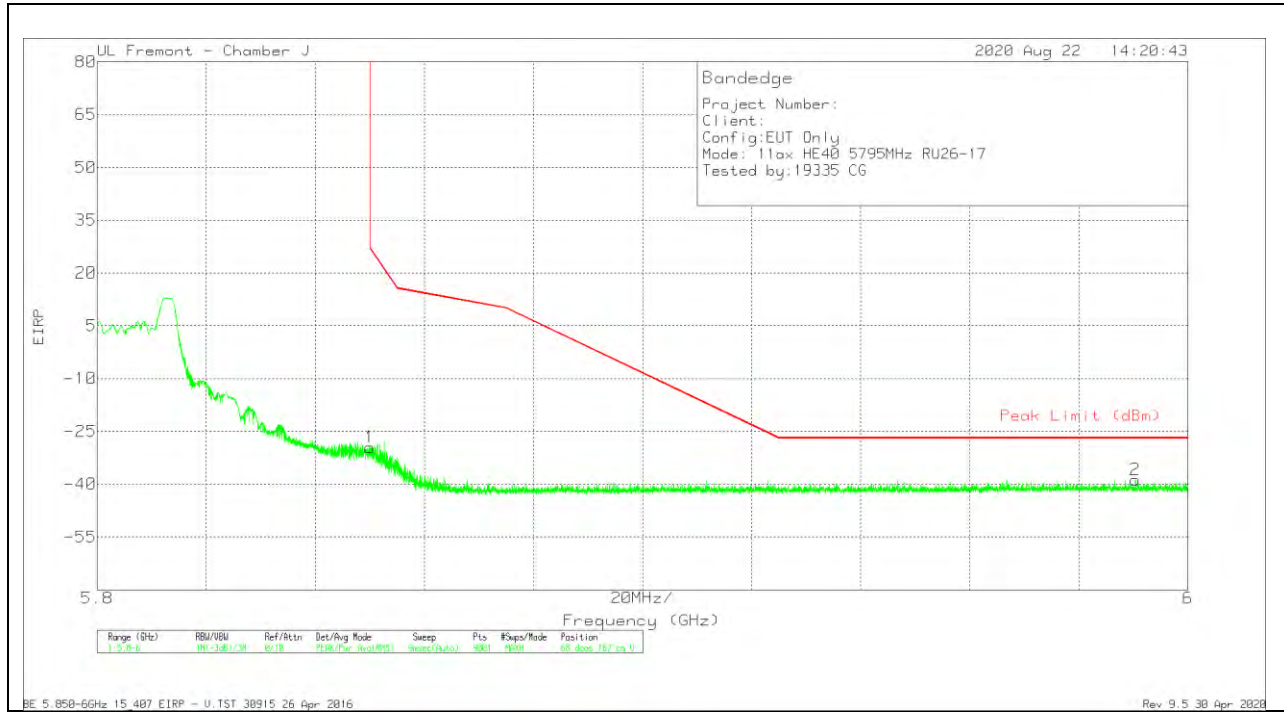
HORIZONTAL RESULT



Marker	Frequency (GHz)	Meter Reading (dBm)	Det	AF T963 (dB/m)	Amp/Cbl/Filtr/Pad (dB)	Conversion Factor (dB)	Corrected Reading EIRP	Peak Limit (dBm)	PK Margin (dB)	Azimuth (Degs)	Height (cm)	Polarity
1	5.85002	-50.41	Pk	33.8	-19.4	11.8	-24.21	26.95	-51.16	78	179	H
2	5.98024	-65.16	Pk	34.6	-19.2	11.8	-37.96	-27	-10.96	78	179	H

Pk - Peak detector

VERTICAL RESULT



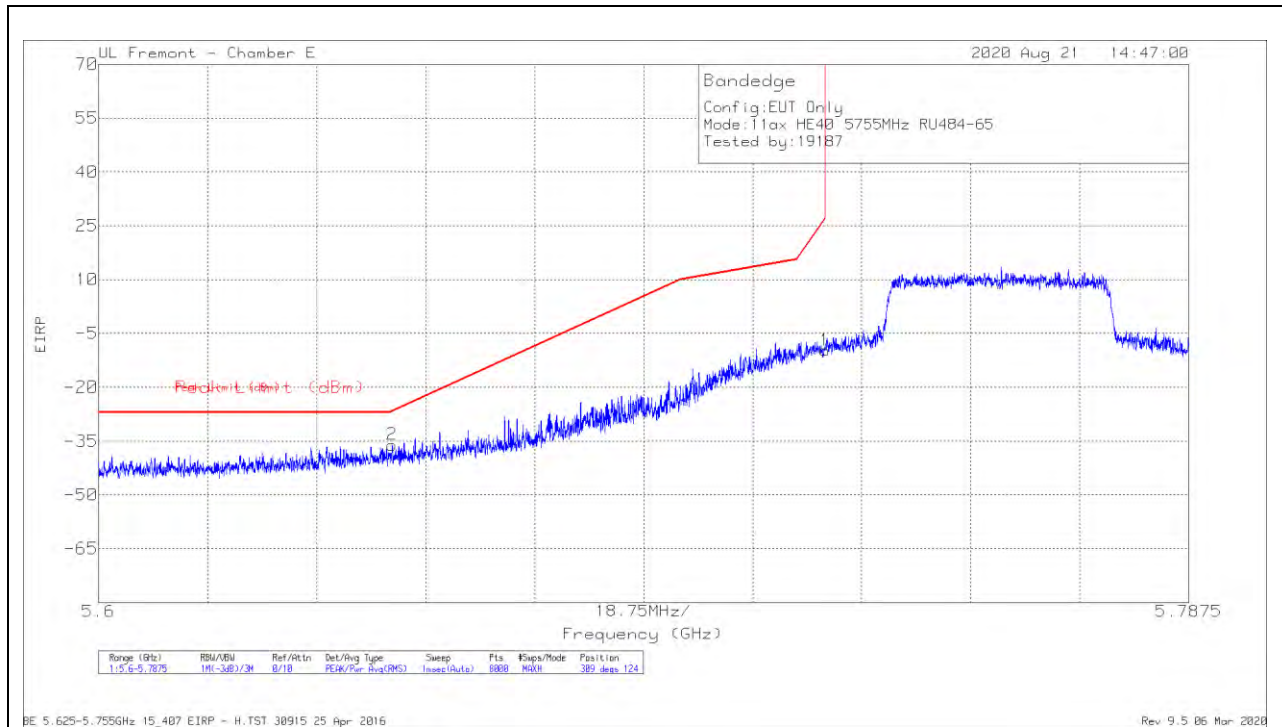
Marker	Frequency (GHz)	Meter Reading (dBm)	Det	AF T963 (dB/m)	Amp/Cbl/Fitr/Pad (dB)	Conversion Factor (dB)	Corrected Reading EIRP	Peak Limit (dBm)	PK Margin (dB)	Azimuth (Degs)	Height (cm)	Polarity
1	5.85002	-55.78	Pk	33.8	-19.4	11.8	-29.58	26.95	-56.53	68	167	V
2	5.99042	-66.01	Pk	34.6	-19.1	11.8	-38.71	-27	-11.71	68	167	V

Pk - Peak detector

1TX ANT 6 – SU, RU Index 65

BANDEDGE (LOW CHANNEL)

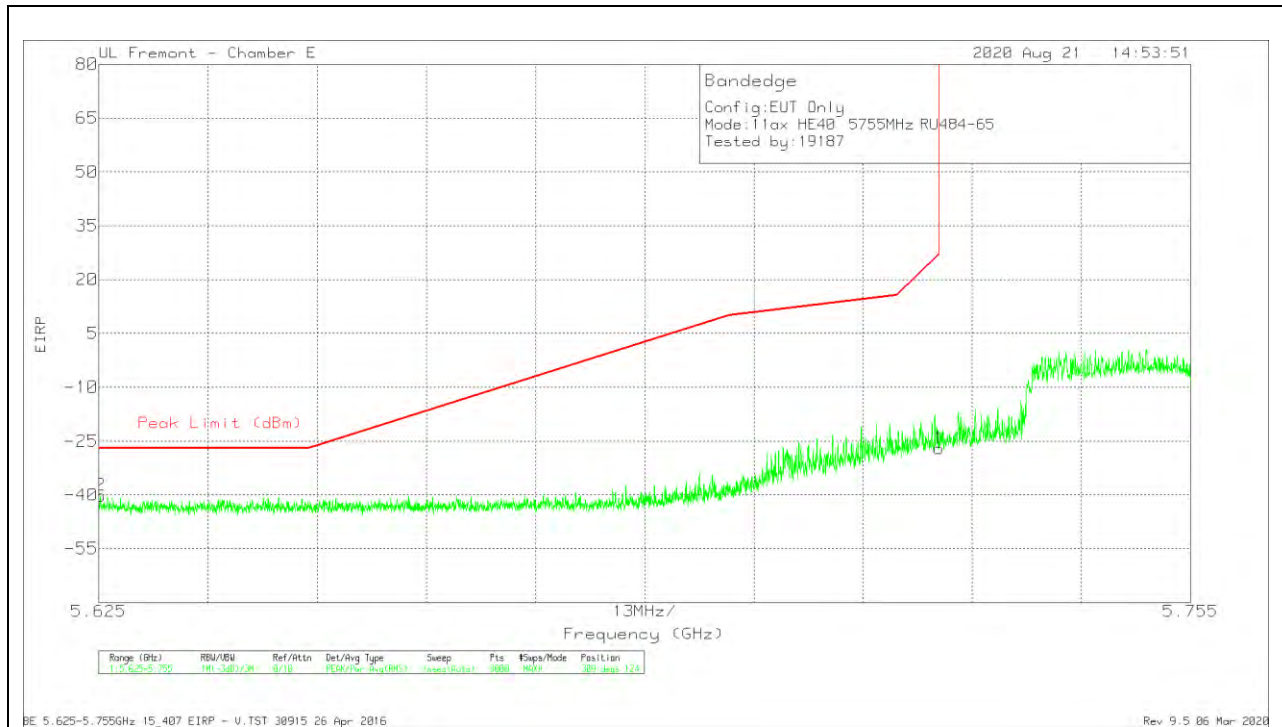
HORIZONTAL RESULT



Marker	Frequency (GHz)	Meter Reading (dBm)	Det	AF T712 (dB/m)	Amp/Cb/Filtr/Pad (dB)	Conversion Factor (dB)	Corrected Reading EIRP	Peak Limit (dBm)	PK Margin (dB)	Azimuth (Degs)	Height (cm)	Polarity
2	5.65049	-61.06	Pk	34.7	-21.5	11.8	-36.06	-26.64	-9.42	309	124	H
1	5.72498	-34.97	Pk	34.7	-21.2	11.8	-9.67	26.96	-36.63	309	124	H

Pk - Peak detector

VERTICAL RESULT

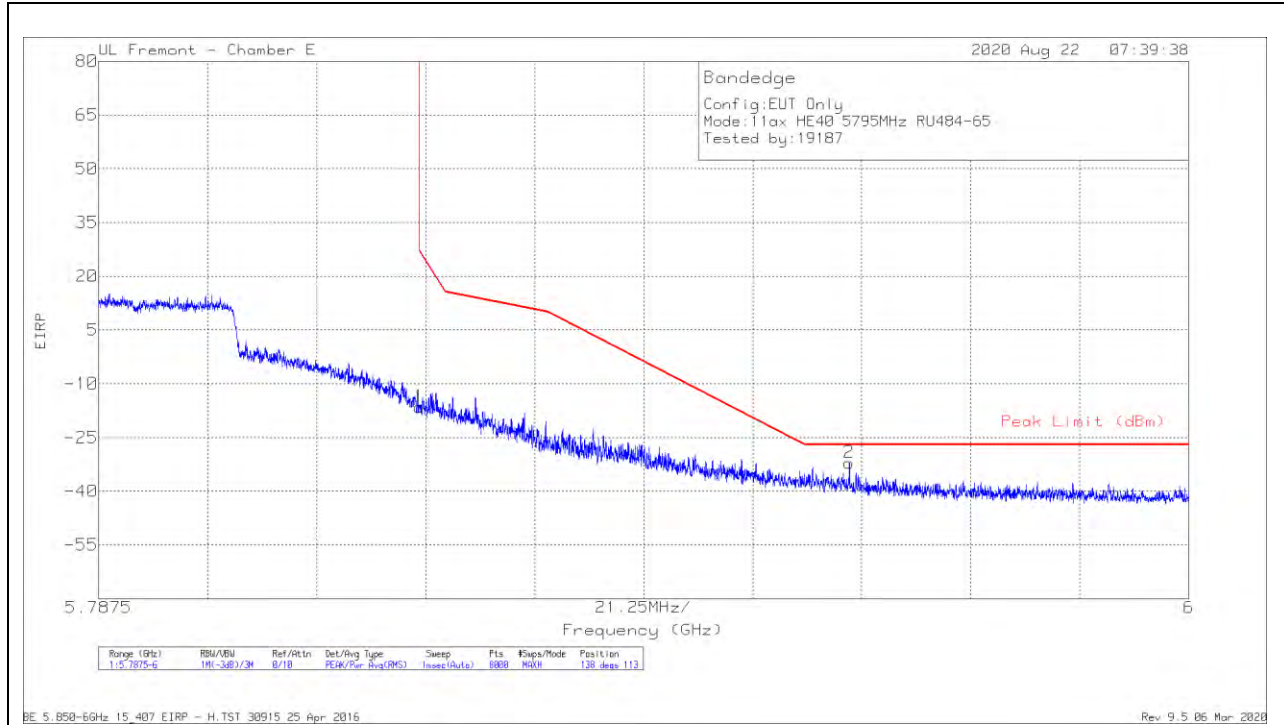


Marker	Frequency (GHz)	Meter Reading (dBm)	Det	AF T712 (dB/m)	Amp/Cbl/Fitr/Pad (dB)	Conversion Factor (dB)	Corrected Reading EIRP	Peak Limit (dBm)	PK Margin (dB)	Azimuth (Degs)	Height (cm)	Polarity
2	5.6252	-65.09	Pk	34.8	-21.7	11.8	-40.19	-27	-13.19	309	124	V
1	5.725	-52.36	Pk	34.7	-21.2	11.8	-27.06	27	-54.06	309	124	V

Pk - Peak detector

BANDEDGE (HIGH CHANNEL)

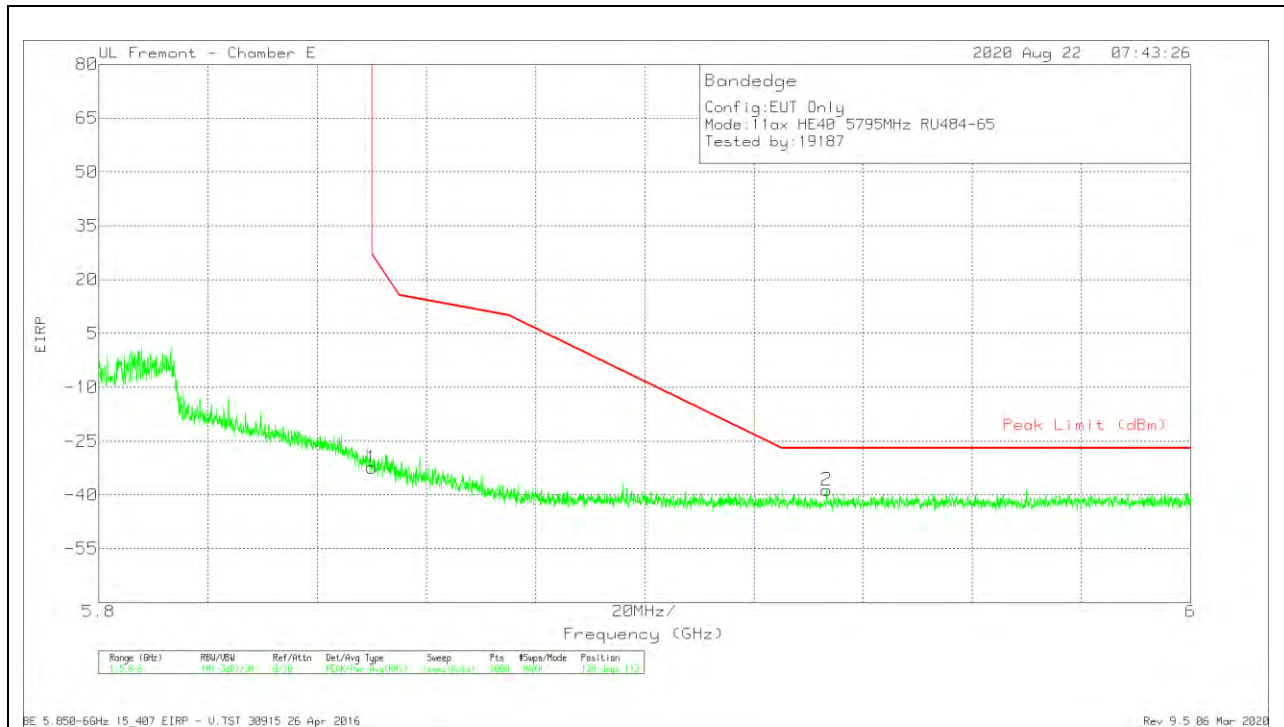
HORIZONTAL RESULT



Marker	Frequency (GHz)	Meter Reading (dBm)	Det	AF T712 (dB/m)	Amp/Cb/Filtr/Pa d (dB)	Conversion Factor (dB)	Corrected Reading EIRP	Peak Limit (dBm)	PK Margin (dB)	Azimuth (Degs)	Height (cm)	Polarity
1	5.85001	-42.48	Pk	34.9	-20.7	11.8	-16.48	26.98	-43.46	138	113	H
2	5.93383	-57.95	Pk	35.1	-21	11.8	-32.05	-27	-5.05	138	113	H

Pk - Peak detector

VERTICAL RESULT



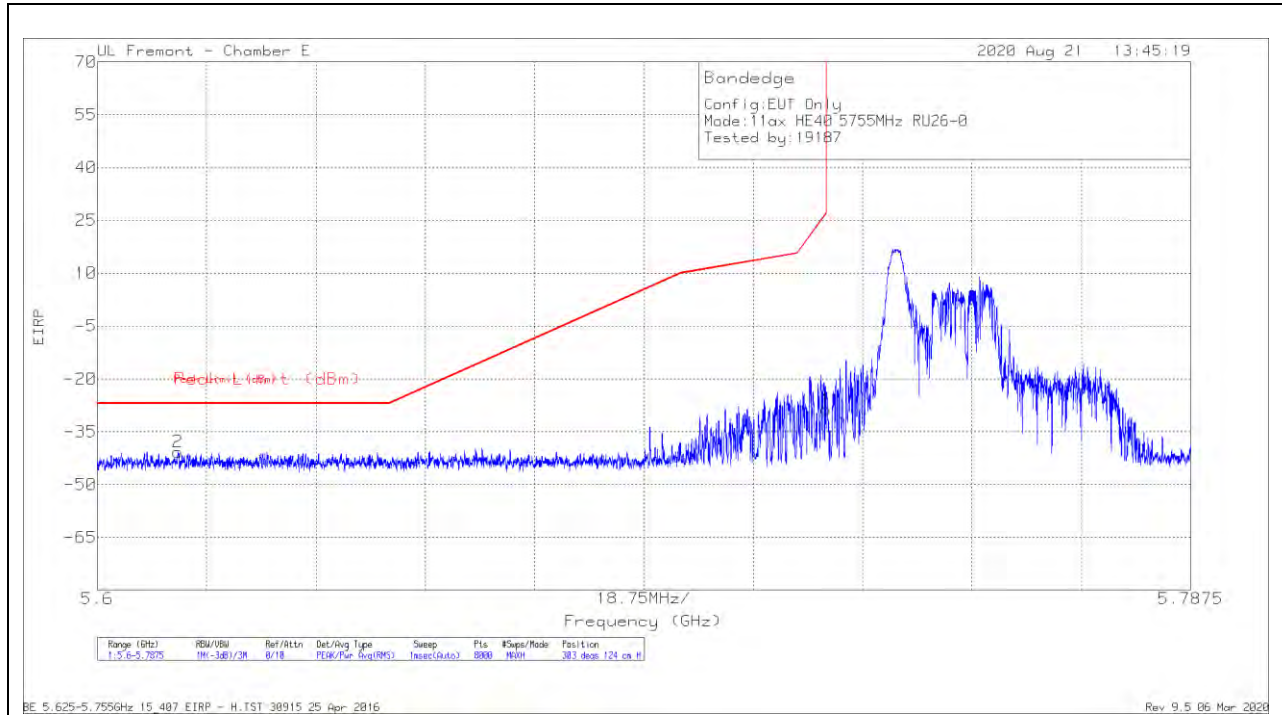
Marker	Frequency (GHz)	Meter Reading (dBm)	Det	AF T712 (dB/m)	Amp/Cbl/Fitr/Pad (dB)	Conversion Factor (dB)	Corrected Reading EIRP	Peak Limit (dBm)	PK Margin (dB)	Azimuth (Degs)	Height (cm)	Polarity
1	5.85001	-58.36	Pk	34.9	-20.7	11.8	-32.36	26.99	-59.35	138	113	V
2	5.93334	-64.5	Pk	35.1	-21	11.8	-38.6	-27	-11.6	138	113	V

Pk - Peak detector

1TX ANT 6 – 26 Tones, RU Index 0

BANDEDGE (LOW CHANNEL)

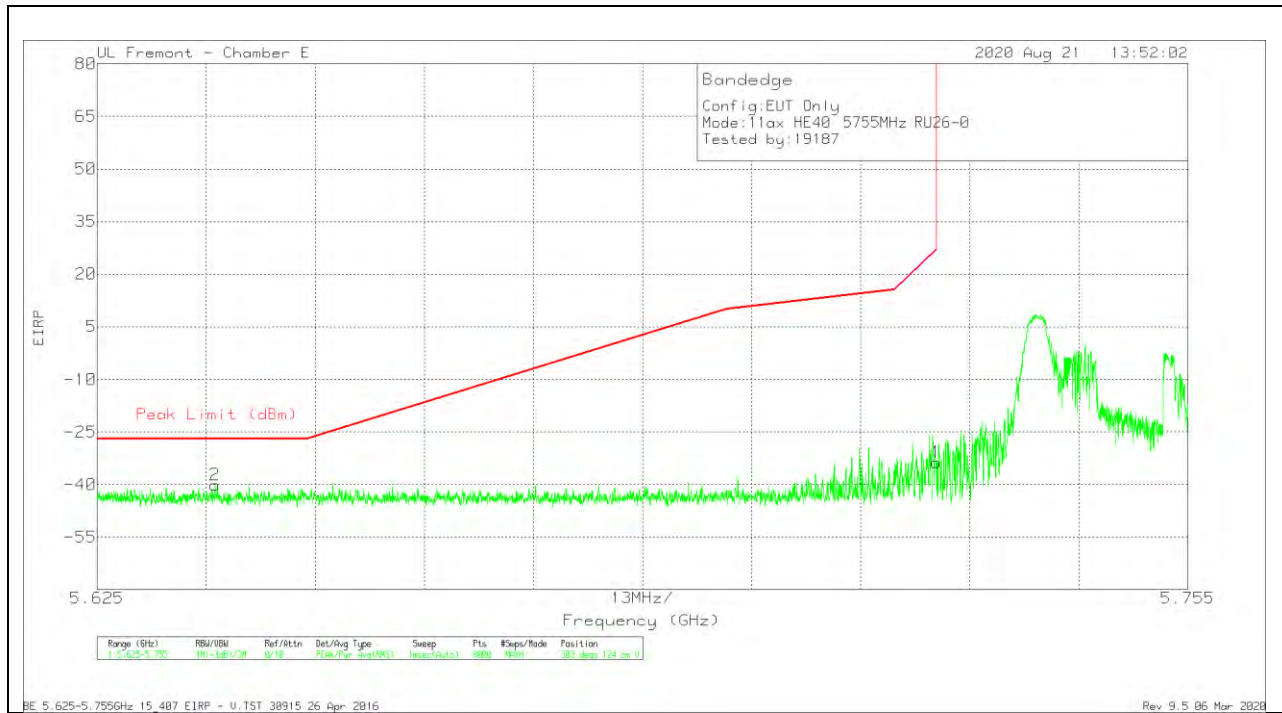
HORIZONTAL RESULT



Marker	Frequency (GHz)	Meter Reading (dBm)	Det	AF T712 (dB/m)	Amp/Cbl/Filtr/Parad (dB)	Conversion Factor (dB)	Corrected Reading EIRP	Peak Limit (dBm)	PK Margin (dB)	Azimuth (Degs)	Height (cm)	Polarity
2	5.61381	-65.48	Pk	34.7	-21.7	11.8	-40.68	-27	-13.68	303	124	H
1	5.72498	-54.07	Pk	34.7	-21.2	11.8	-28.77	26.96	-55.73	303	124	H

Pk - Peak detector

VERTICAL RESULT



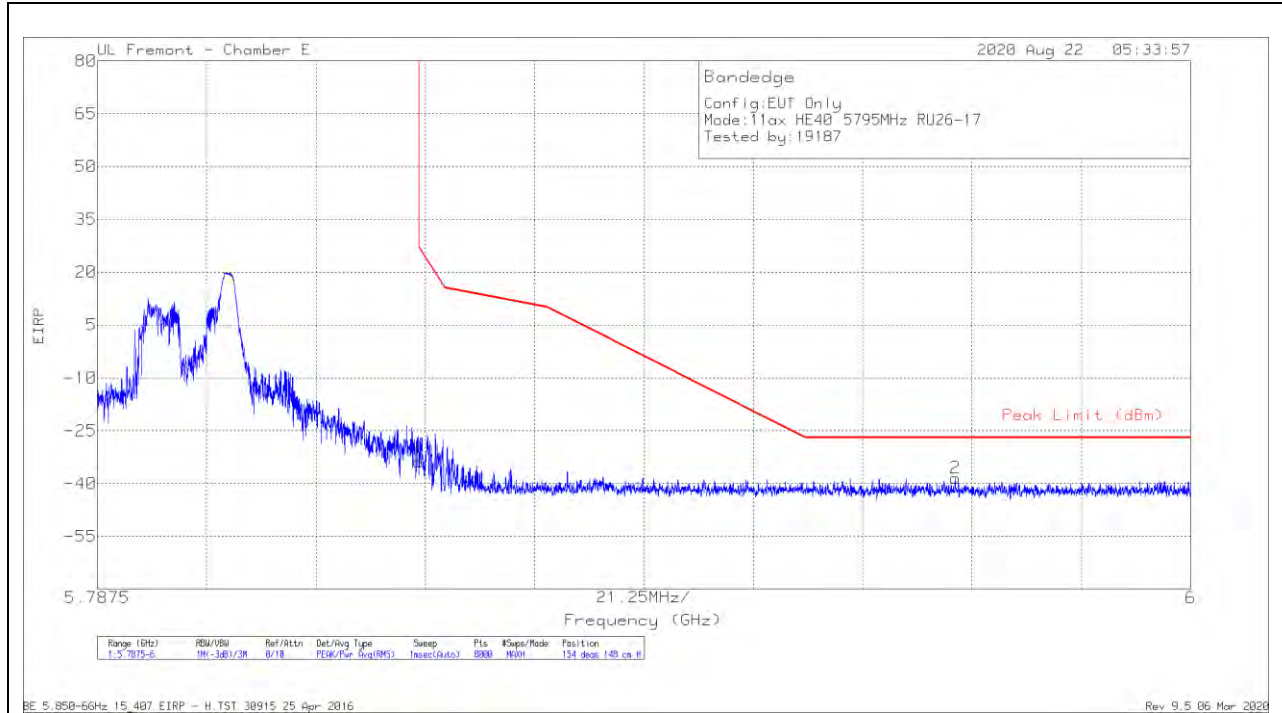
Marker	Frequency (GHz)	Meter Reading (dBm)	Det	AF T712 (dB/m)	Amp/Cbl/Fitr/Pad (dB)	Conversion Factor (dB)	Corrected Reading EIRP	Peak Limit (dBm)	PK Margin (dB)	Azimuth (Degs)	Height (cm)	Polarity
2	5.63906	-65.09	Pk	34.7	-21.6	11.8	-40.19	-27	-13.19	303	124	V
1	5.725	-59.02	Pk	34.7	-21.2	11.8	-33.72	27	-60.72	303	124	V

Pk - Peak detector

1TX ANT 6 – 26 Tones, RU Index 17

BANDEDGE (HIGH CHANNEL)

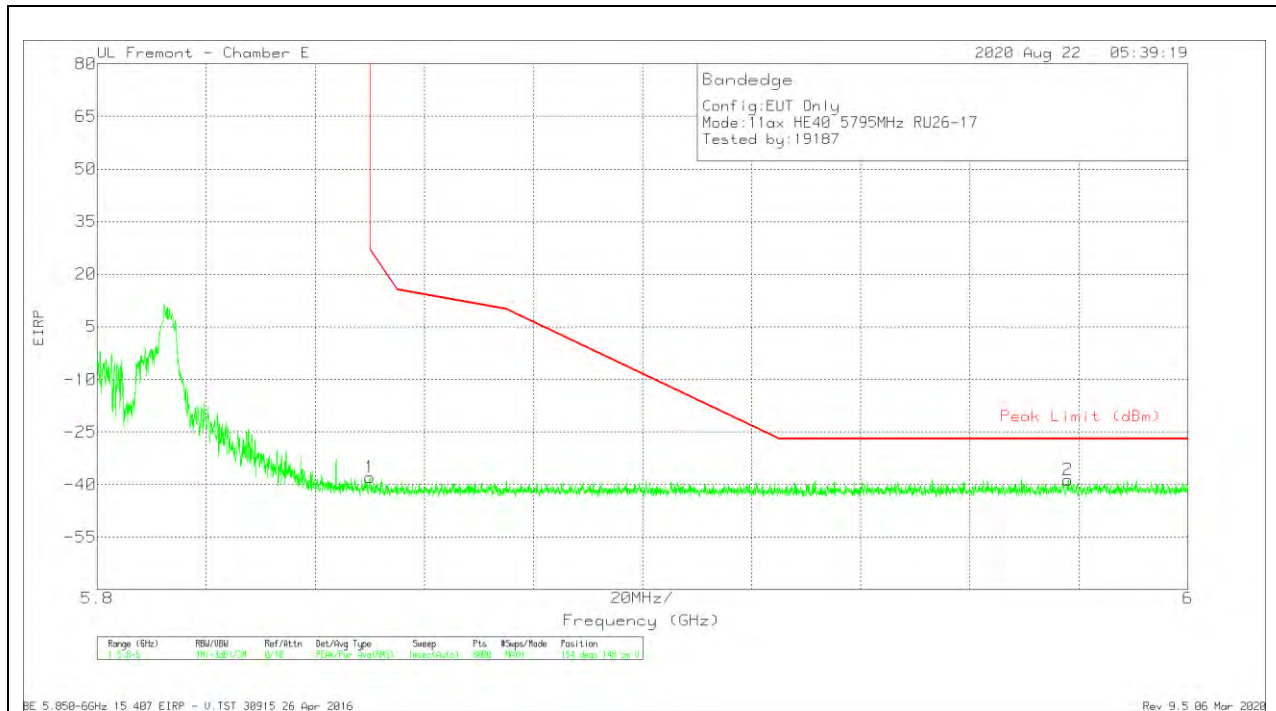
HORIZONTAL RESULT



Marker	Frequency (GHz)	Meter Reading (dBm)	Det	AF T712 (dB/m)	Amp/Cbl/Filtr/Parad (dB)	Conversion Factor (dB)	Corrected Reading EIRP	Peak Limit (dBm)	PK Margin (dB)	Azimuth (Degs)	Height (cm)	Polarity
1	5.85001	-59.92	Pk	34.9	-20.7	11.8	-33.92	26.98	-60.9	154	148	H
2	5.95425	-64.46	Pk	35.1	-20.9	11.8	-38.46	-27	-11.46	154	148	H

Pk - Peak detector

VERTICAL RESULT



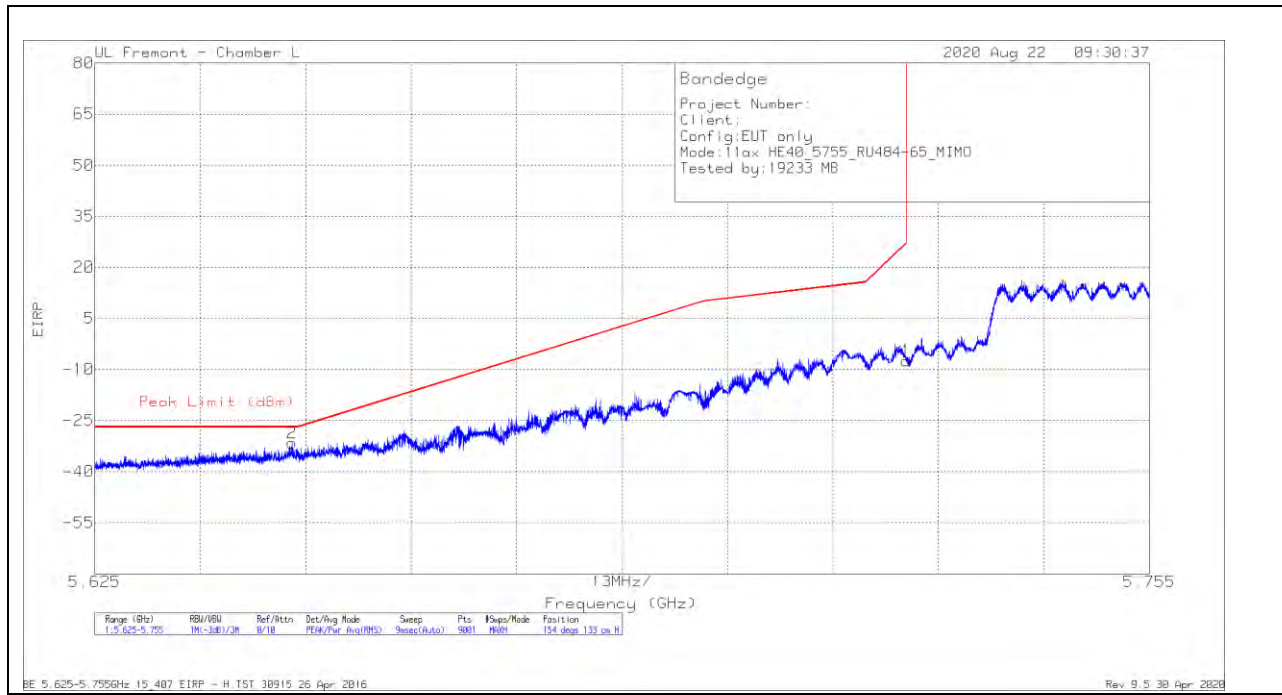
Marker	Frequency (GHz)	Meter Reading (dBm)	Det	AF T112 (dB/m)	Amp/Cbl/Fitr/Pa d (dB)	Conversion Factor (dB)	Corrected Reading EIRP	Peak Limit (dBm)	PK Margin (dB)	Azimuth (Degs)	Height (cm)	Polarity
1	5.85001	-64	Pk	34.9	-20.7	11.8	-38	26.99	-64.99	154	148	V
2	5.97805	-64.8	Pk	35.2	-20.8	11.8	-38.6	-27	-11.6	154	148	V

Pk - Peak detector

2TX ANT 5 + ANT 6 OFDMA MODE – SU, RU Index 65

BANDEDGE (LOW CHANNEL)

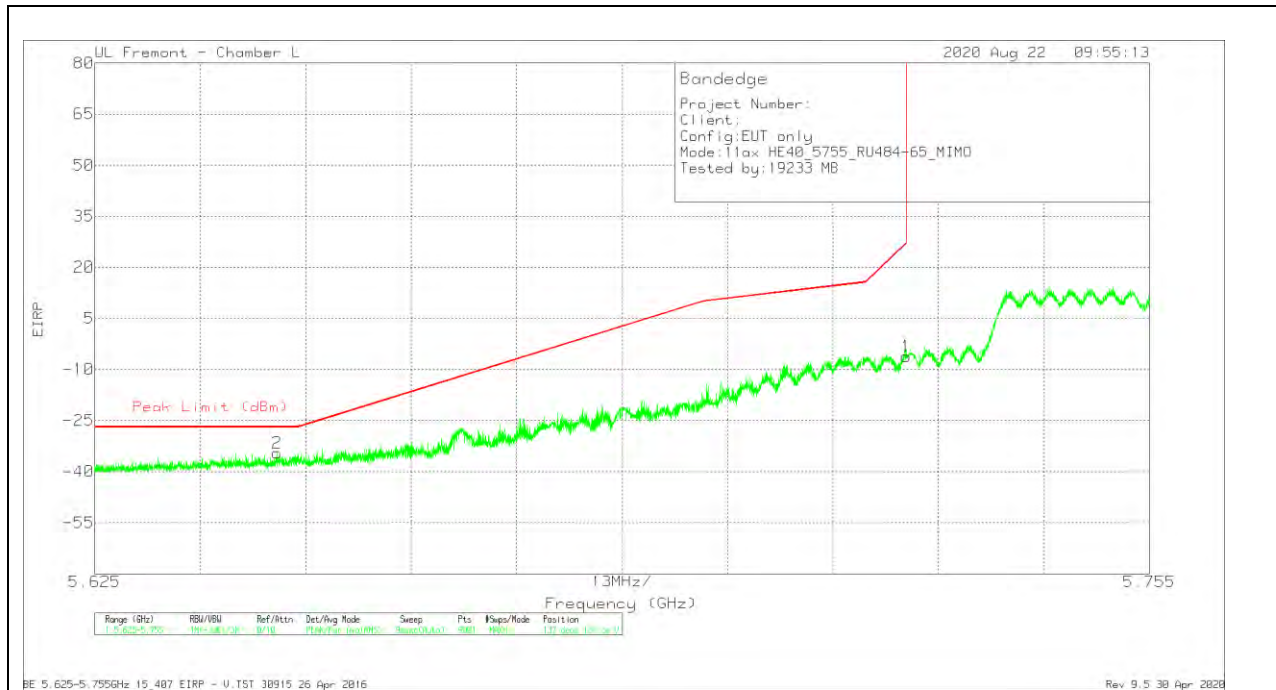
HORIZONTAL RESULT



Marker	Frequency (GHz)	Meter Reading (dBm)	Det	AF 344 (dB/m)	Amp/Cbl/Filtr/Par d (dB)	Conversion Factor (dB)	Corrected Reading EIRP	Peak Limit (dBm)	PK Margin (dB)	Azimuth (Degs)	Height (cm)	Polarity
1	5.725	-37.36	Pk	34.7	-16.6	11.8	-7.46	26.99	-34.45	154	133	H
2	5.64935	-61.45	Pk	34.7	-16.6	11.8	-31.55	-27	-4.55	154	133	H

Pk - Peak detector

VERTICAL RESULT

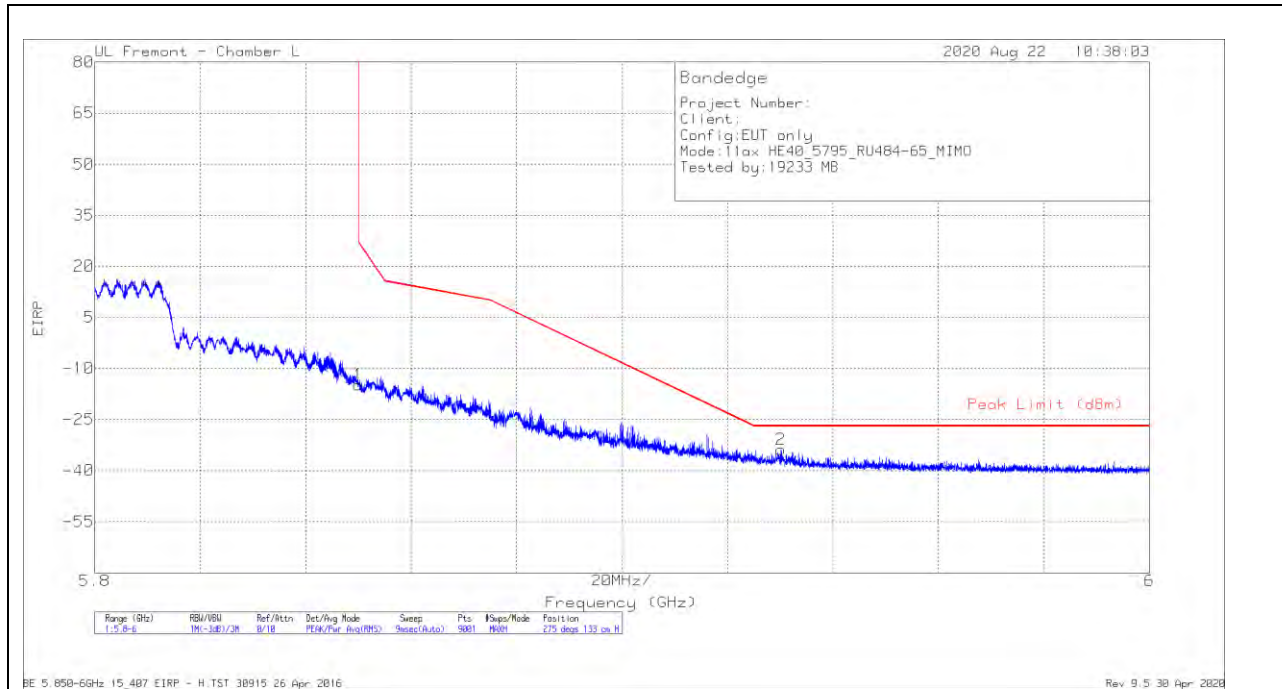


Marker	Frequency (GHz)	Meter Reading (dBm)	Det	AF 344 (dB/m)	Amp/Cbl/Filtr/Pad (dB)	Conversion Factor (dB)	Corrected Reading EIRP	Peak Limit (dBm)	PK Margin (dB)	Azimuth (Degs)	Height (cm)	Polarity
1	5.725	-36.02	Pk	34.7	-16.6	11.8	-6.12	26.99	-33.11	137	134	V
2	5.6475	-64.4	Pk	34.7	-16.6	11.8	-34.5	-27	-7.5	137	134	V

Pk - Peak detector

BANDEDGE (HIGH CHANNEL)

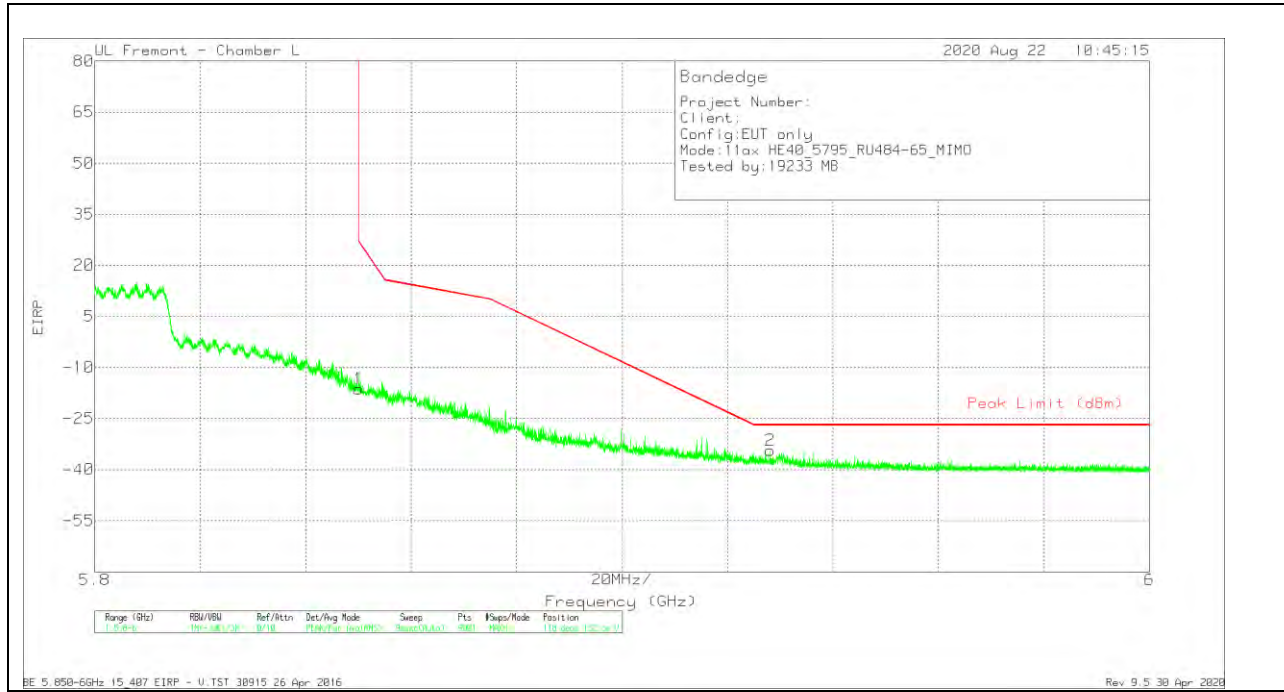
HORIZONTAL RESULT



Marker	Frequency (GHz)	Meter Reading (dBm)	Det	AF 344 (dB/m)	Amp/Cbl/Fitr/Pad (dB)	Conversion Factor (dB)	Corrected Reading EIRP	Peak Limit (dBm)	PK Margin (dB)	Azimuth (Degs)	Height (cm)	Polarity
1	5.85002	-45	Pk	35	-16.7	11.8	-14.9	26.95	-41.85	275	133	H
2	5.93013	-64.46	Pk	35.2	-16.3	11.8	-33.76	-27	-6.76	275	133	H

Pk - Peak detector

VERTICAL RESULT

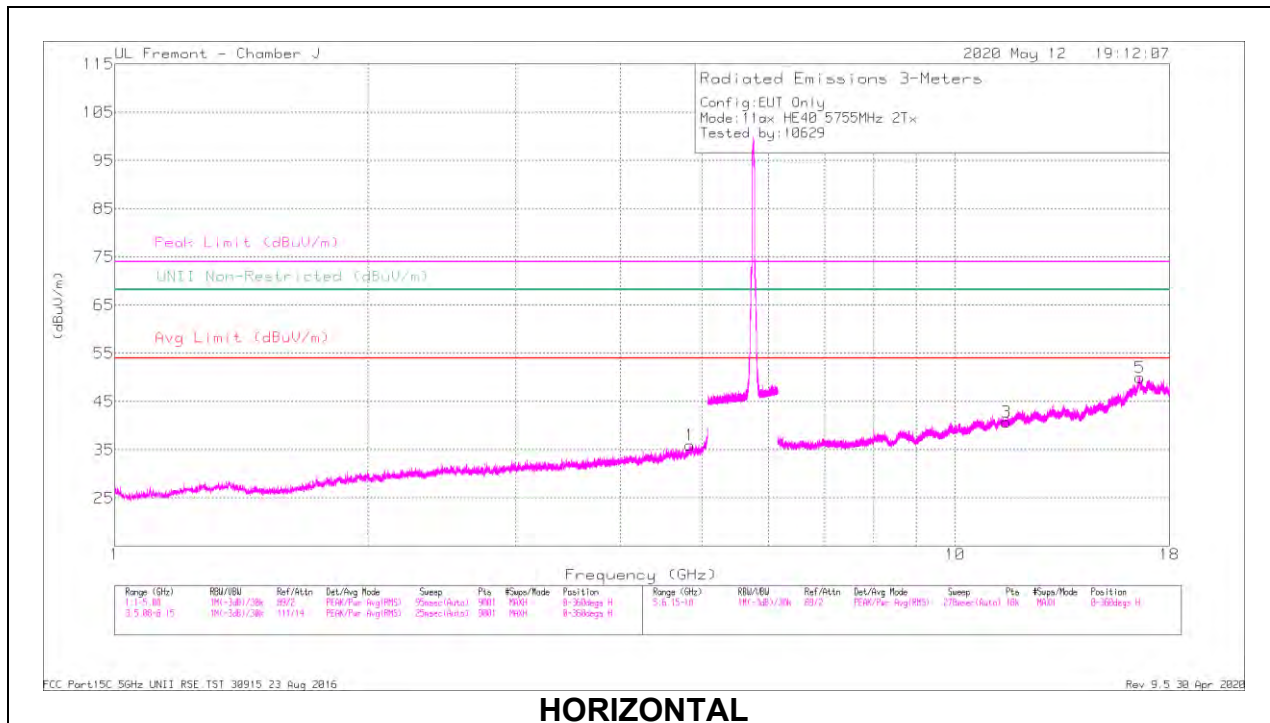


Marker	Frequency (GHz)	Meter Reading (dBm)	Det	AF 344 (dB/m)	Amp/Cbl/Filtr/Pad (dB)	Conversion Factor (dB)	Corrected Reading EIRP	Peak Limit (dBm)	PK Margin (dB)	Azimuth (Degs)	Height (cm)	Polarity
1	5.85002	-46.41	Pk	35	-16.7	11.8	-16.31	26.95	-43.26	118	132	V
2	5.92813	-65.1	Pk	35.2	-16.3	11.8	-34.4	-27	-7.4	118	132	V

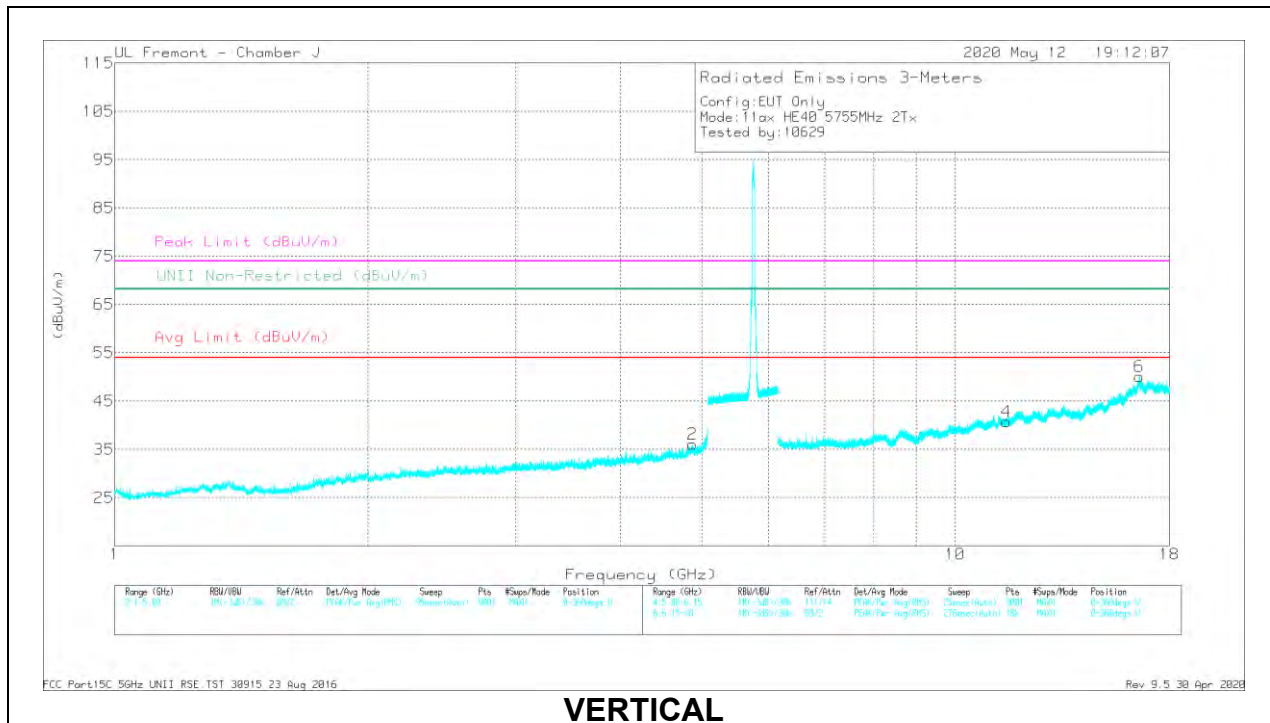
Pk - Peak detector

HARMONICS AND SPURIOUS EMISSIONS

LOW CHANNEL RESULTS



HORIZONTAL



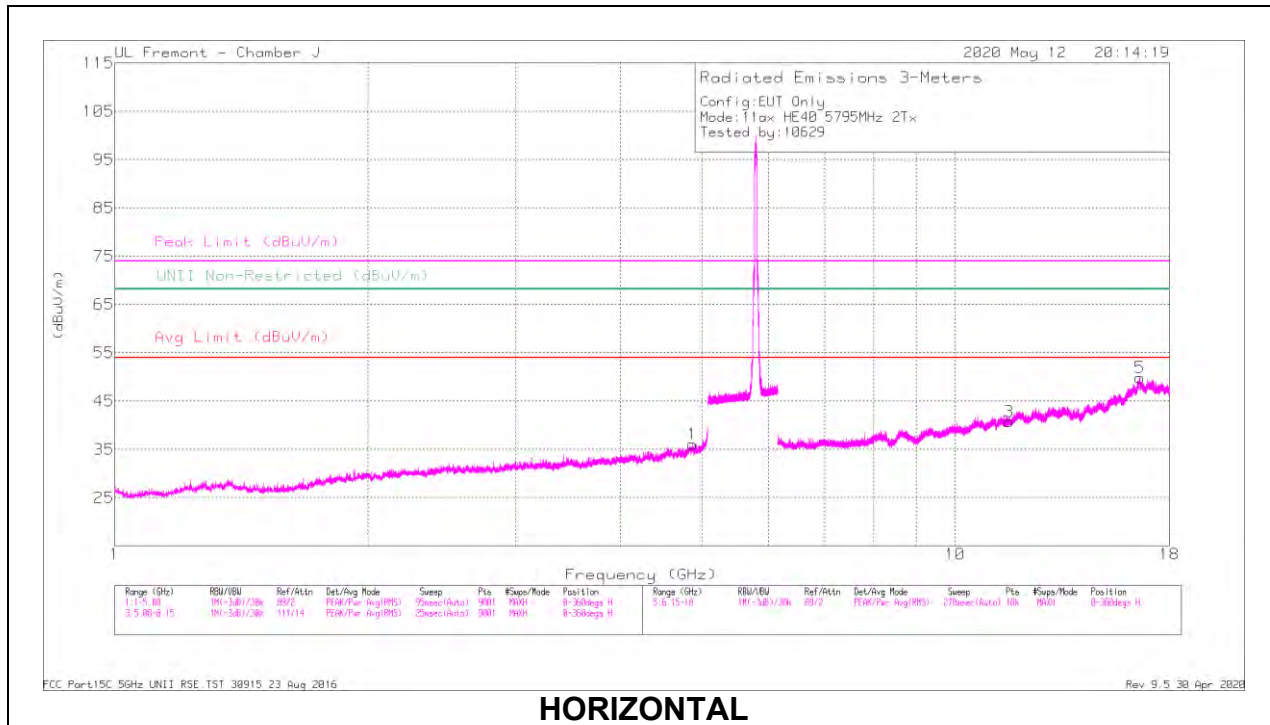
VERTICAL

RADIATED EMISSIONS

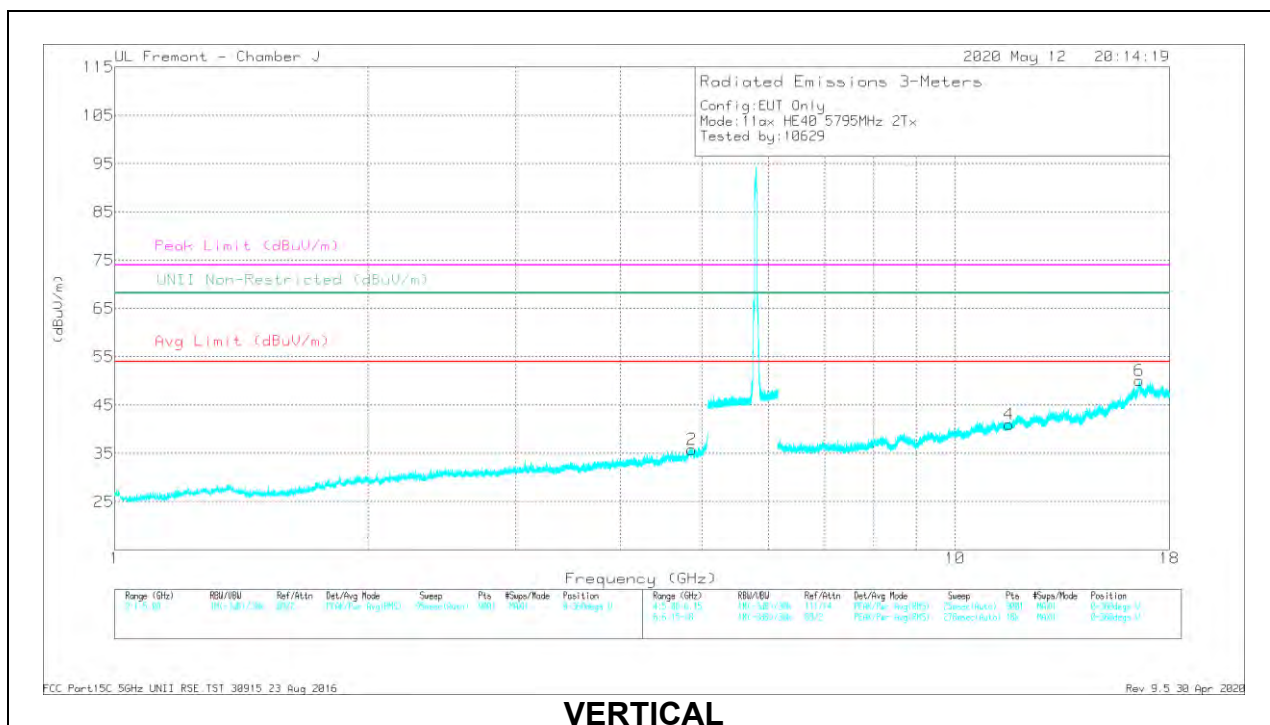
Marker	Frequency (GHz)	Meter Reading (dBuV)	Det	AF T344 (dBm)	Amp/Cbl/Ftr/Psd (dB)	Corrected Reading (dBuV/m)	Avg Limit (dBuV/m)	Margin (dB)	Peak Limit (dBuV/m)	PK Margin (dB)	UNR Non-Restricted (dBuV/m)	PK Margin (dB)	Azimuth (Degs)	Height (cm)	Polarity
1	* 4.83393	39.93	PK-U	34.3	-30.6	43.63	-	-	74	-30.37	-	-	176	360	H
	* 4.83274	29.72	ADR	34.3	-30.6	33.42	54	-20.58	-	-	-	-	176	360	H
2	* 4.87581	39.35	PK-U	34.2	-29.7	43.85	-	-	74	-30.15	-	-	257	187	V
	* 4.87396	29.11	ADR	34.1	-29.7	33.51	54	-20.49	-	-	-	-	257	187	V
3	* 11.51176	34.46	PK-U	38.1	-23.1	49.46	-	-	74	-24.54	-	-	63	341	H
	* 11.51062	23.82	ADR	38.1	-23.1	38.82	54	-15.18	-	-	-	-	63	341	H
5	16.59654	34.15	PK-U	42.1	-19	57.25	-	-	-	-	68.2	-10.95	136	124	H
4	* 11.51318	34.13	PK-U	38.1	-23.1	49.13	-	-	74	-24.87	-	-	225	101	V
	* 11.50983	24.04	ADR	38.1	-23.1	39.04	54	-14.96	-	-	-	-	225	101	V
6	16.57939	33.88	PK-U	42.1	-18.9	57.08	-	-	-	-	68.2	-11.12	353	356	V

* - indicates frequency in CFR47 Pt 15 / IC RSS-Restricted Band
 PK-U - U-NII: Maximum Peak
 ADR - U-NII AD primary method, RMS average

HIGH CHANNEL RESULTS



HORIZONTAL



VERTICAL

RADIATED EMISSIONS

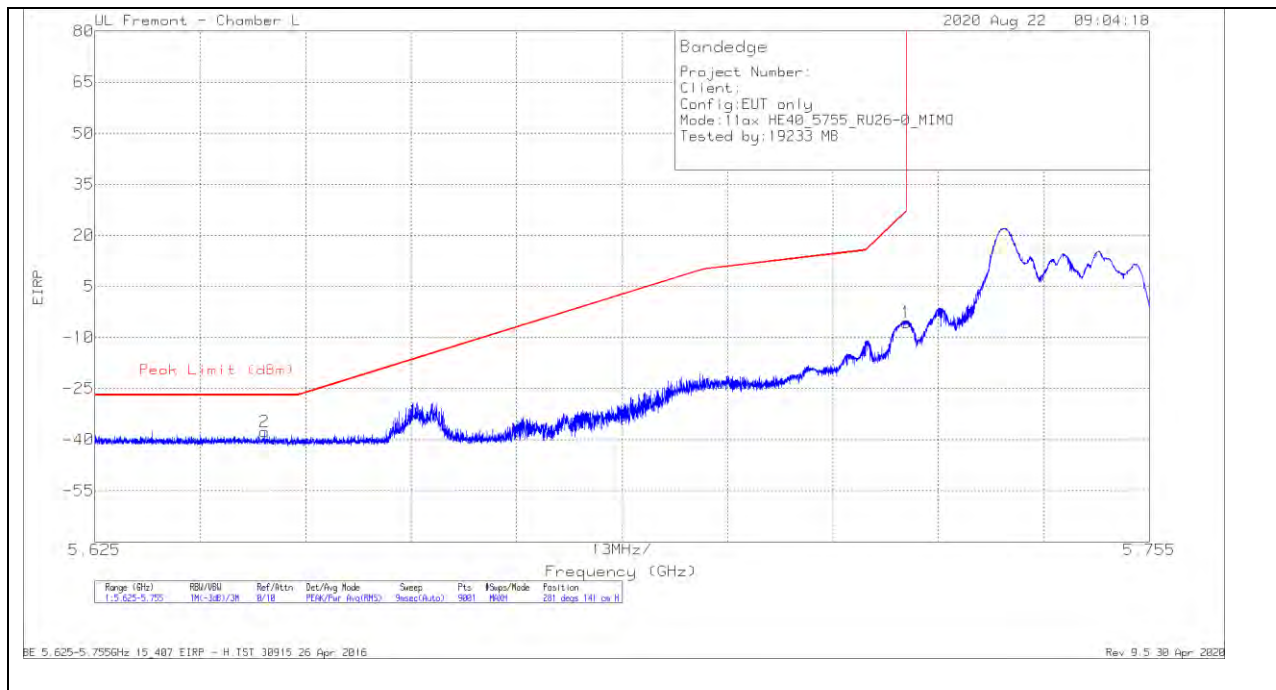
Marker	Frequency (GHz)	Meter Reading (dBu)	Det	AF T344 (dBm)	Amp/Cbl/Filr/Pad (dB)	Corrected Reading (dBuV/m)	Avg Limit (dBuV/m)	Margin (dB)	Peak Limit (dBuV/m)	PK Margin (dB)	UNR Non-Restricted (dBuV/m)	PK Margin (dB)	Azimuth (Degs)	Height (cm)	Polarity
1	* 4.87066	39.36	PK-U	34.1	-29.8	43.66	-	-	74	-30.34	-	-	258	248	H
	* 4.87144	29.41	ADR	34.1	-29.8	33.71	54	-20.29	-	-	-	-	258	248	H
2	* 4.86248	39.73	PK-U	34.2	-30.1	43.83	-	-	74	-30.17	-	-	199	323	V
	* 4.8627	29.33	ADR	34.2	-30.1	33.43	54	-20.57	-	-	-	-	199	323	V
3	* 11.59062	33.95	PK-U	38.2	-23	49.16	-	-	74	-24.84	-	-	122	169	H
	* 11.59069	23.96	ADR	38.2	-23	39.16	54	-14.84	-	-	-	-	122	169	H
4	16.59114	33.68	PK-U	42.1	-19	56.78	-	-	-	-	68.2	-11.42	294	189	H
	* 11.59135	33.45	PK-U	38.2	-23	48.65	-	-	74	-25.35	-	-	185	385	V
5	* 11.58751	24	ADR	38.3	-23	39.3	54	-14.7	-	-	-	-	185	385	V
	16.58546	34.01	PK-U	42.1	-18.9	57.21	-	-	-	-	68.2	-10.99	142	297	V

* - indicates frequency in CFR47 Pt 15 / IC RSS-Restricted Band
 PK-U - U-NII: Maximum Peak
 ADR - U-NII AD primary method, RMS average

2TX ANT 5 + ANT 6 OFDMA MODE – 26 Tones, RU Index 0

BANDEDGE (LOW CHANNEL)

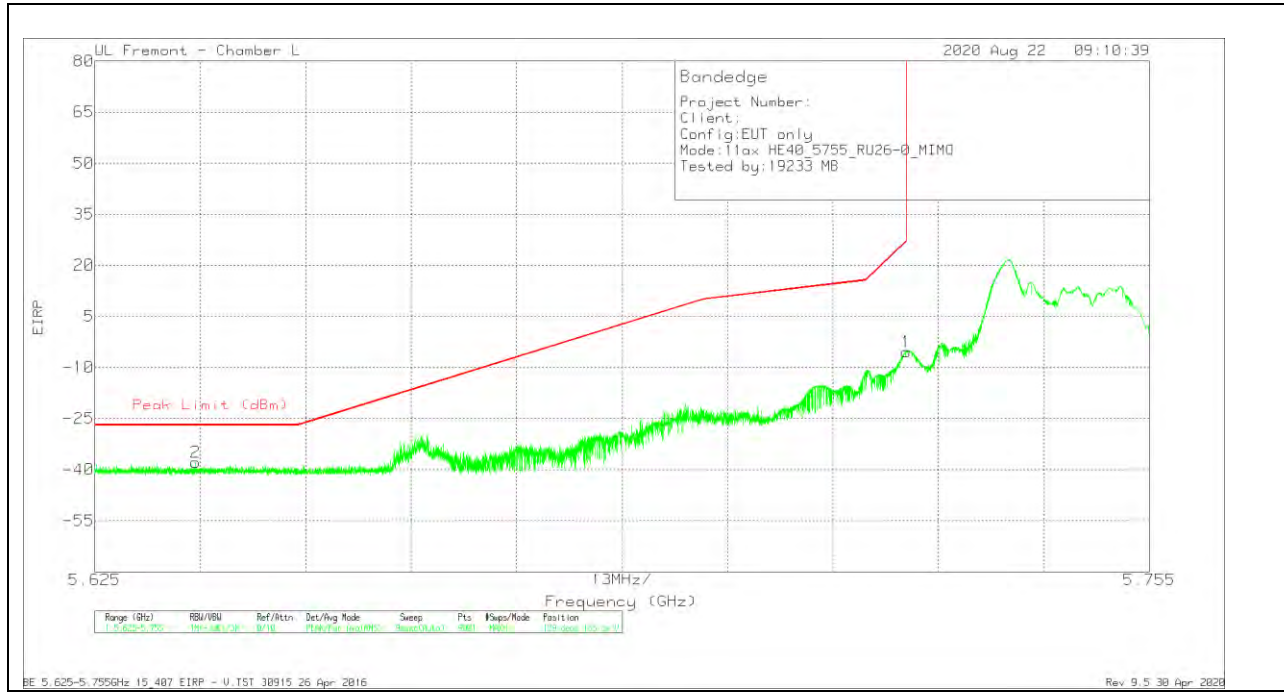
HORIZONTAL RESULT



Marker	Frequency (GHz)	Meter Reading (dBm)	Det	AF 344 (dB/m)	Amp/Cbl/Fitr/Pad (dB)	Conversion Factor (dB)	Corrected Reading EIRP	Peak Limit (dBm)	PK Margin (dB)	Azimuth (Degs)	Height (cm)	Polarity
1	5.725	-35.5	Pk	34.7	-16.6	11.8	-5.6	26.99	-32.59	281	141	H
2	5.6459	-67.7	Pk	34.8	-16.6	11.8	-37.7	-27	-10.7	281	141	H

Pk - Peak detector

VERTICAL RESULT



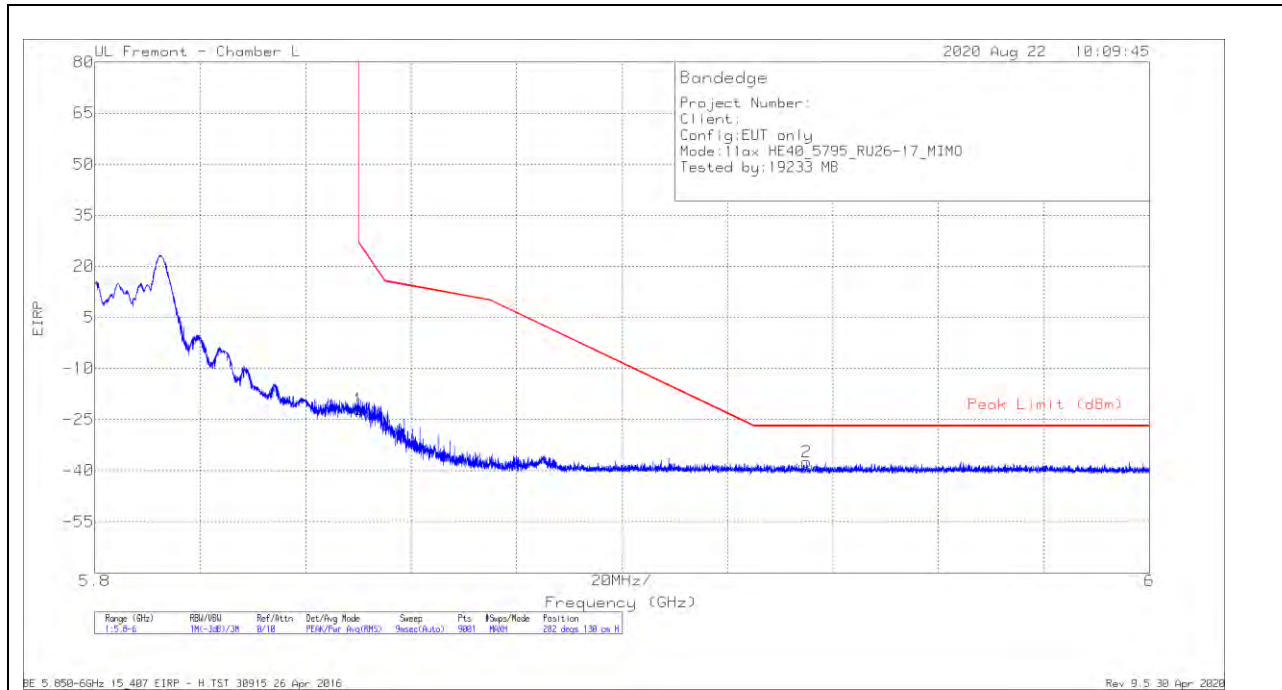
Marker	Frequency (GHz)	Meter Reading (dBm)	Det	AF 344 (dB/m)	Amp/Cbl/Filtr/Pad (dB)	Conversion Factor (dB)	Corrected Reading EIRP	Peak Limit (dBm)	PK Margin (dB)	Azimuth (Degs)	Height (cm)	Polarity
1	5.725	-35.32	Pk	34.7	-16.6	11.8	-5.42	26.99	-32.41	129	133	V
2	5.63739	-67.76	Pk	34.7	-16.6	11.8	-37.86	-27	-10.86	129	133	V

Pk - Peak detector

2TX ANT 5 + ANT 6 OFDMA MODE – 26 Tones, RU Index 17

BANDEDGE (HIGH CHANNEL)

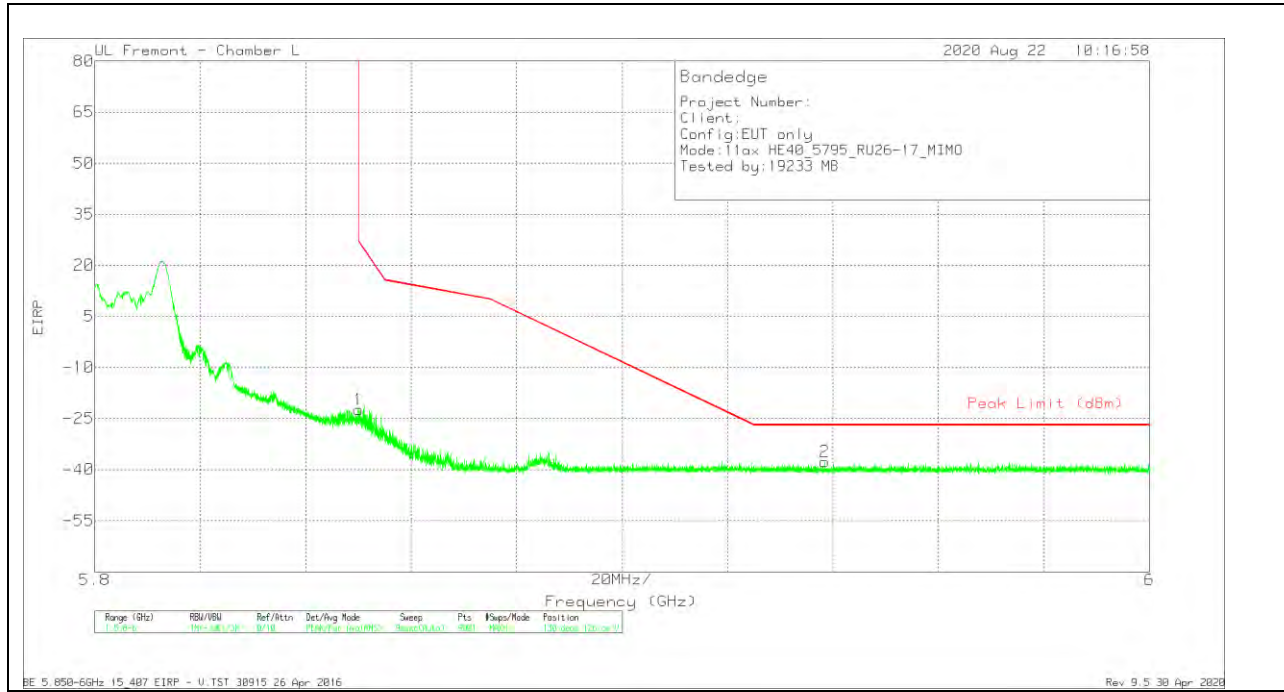
HORIZONTAL RESULT



Marker	Frequency (GHz)	Meter Reading (dBm)	Det	AF 344 (dB/m)	Amp/Cbl/Fitr/Pa d (dB)	Conversion Factor (dB)	Corrected Reading EIRP	Peak Limit (dBm)	PK Margin (dB)	Azimuth (Degs)	Height (cm)	Polarity
1	5.85002	-52.18	Pk	35	-16.7	11.8	-22.08	26.95	-49.03	282	130	H
2	5.93502	-68.12	Pk	35.2	-16.3	11.8	-37.42	-27	-10.42	282	130	H

Pk - Peak detector

VERTICAL RESULT



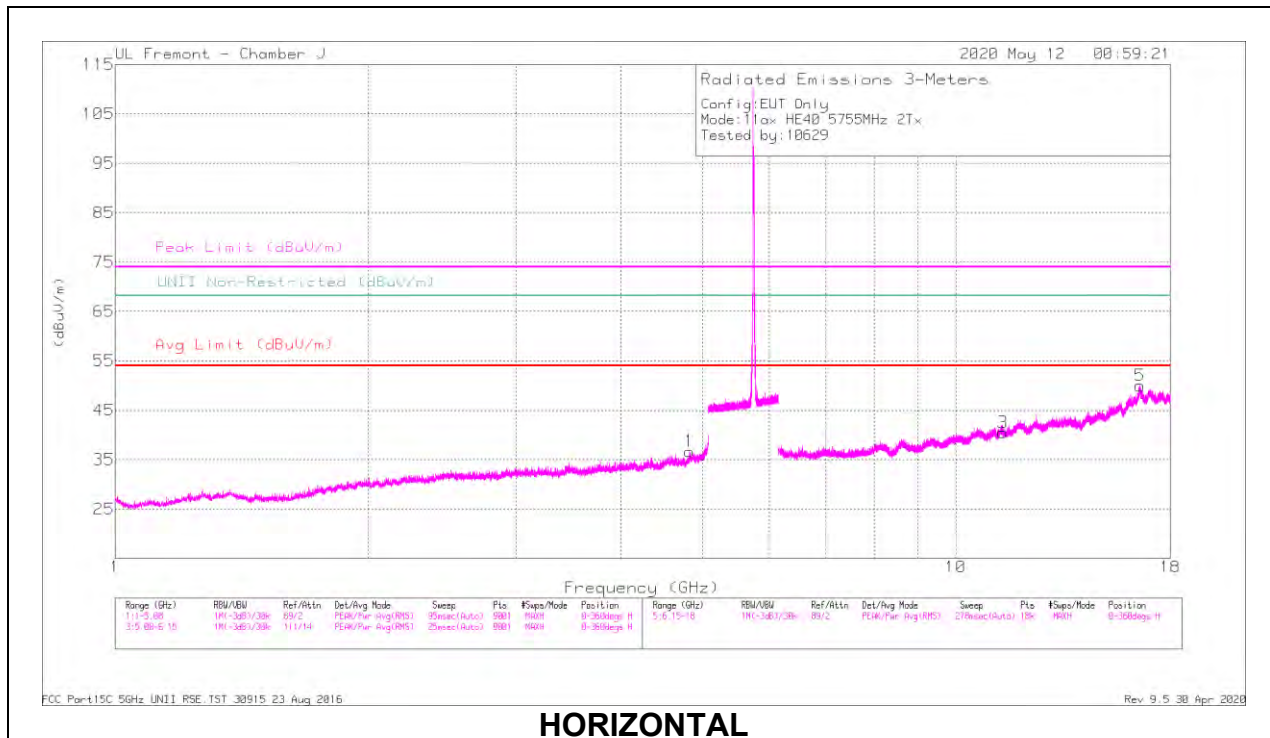
Marker	Frequency (GHz)	Meter Reading (dBm)	Det	AF 344 (dB/m)	Amp/Cbl/Filtr/Pad (dB)	Conversion Factor (dB)	Corrected Reading EIRP	Peak Limit (dBm)	PK Margin (dB)	Azimuth (Degs)	Height (cm)	Polarity
1	5.85002	-52.47	Pk	35	-16.7	11.8	-22.37	26.95	-49.32	130	126	V
2	5.93844	-68.32	Pk	35.2	-16.3	11.8	-37.62	-27	-10.62	130	126	V

Pk - Peak detector

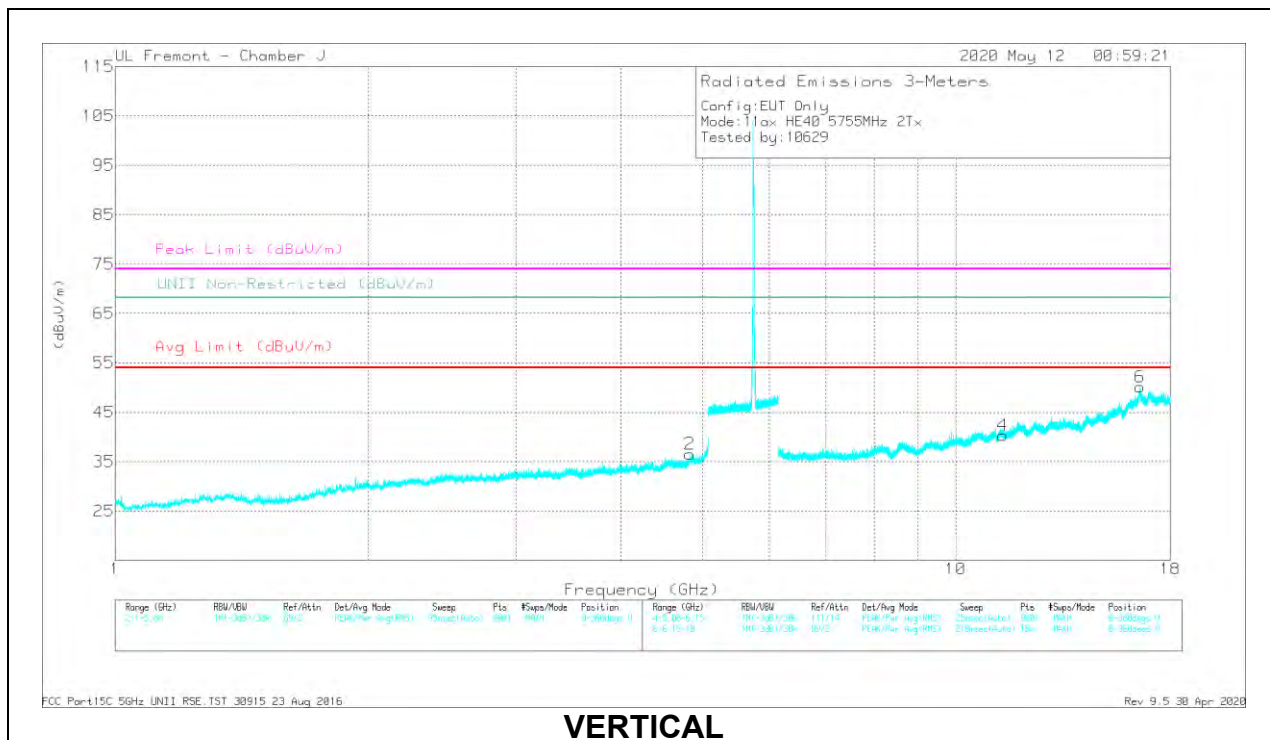
2TX ANT 5 + ANT 6 OFDMA MODE – 26 Tones, RU Index 17

HARMONICS AND SPURIOUS EMISSIONS

LOW CHANNEL RESULTS



HORIZONTAL



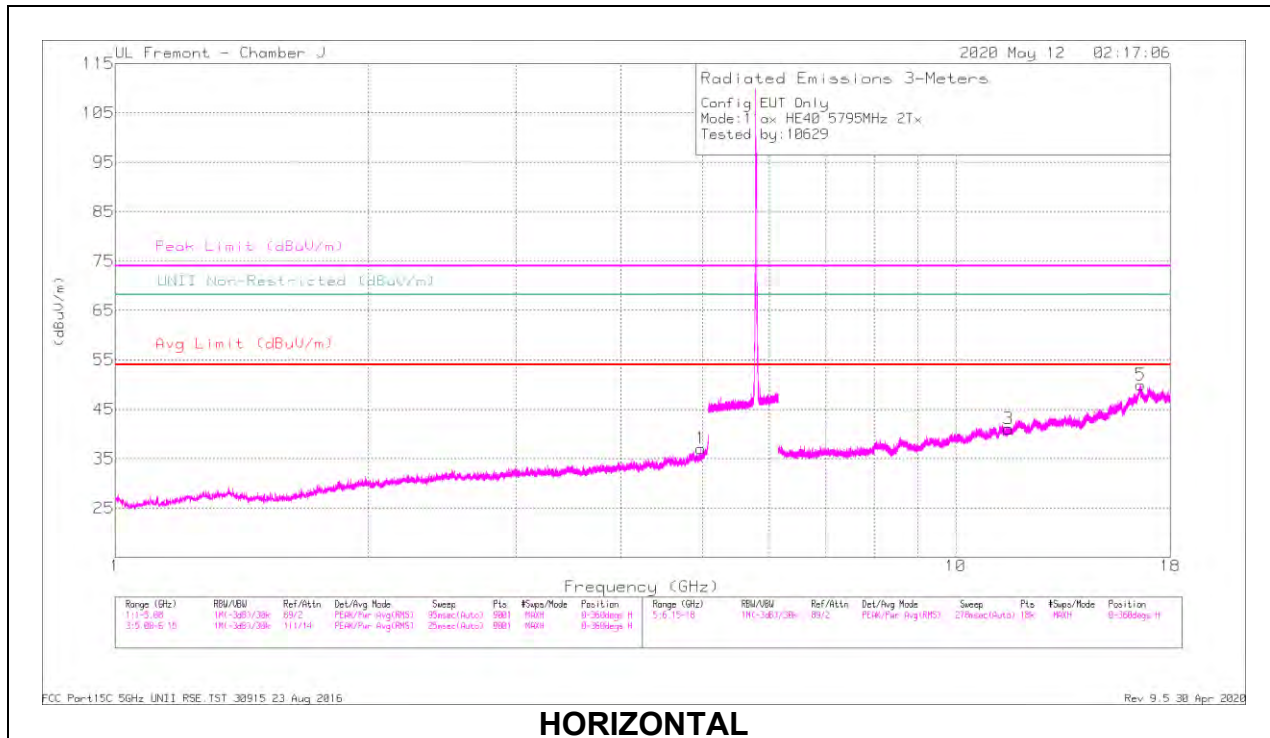
VERTICAL

RADIATED EMISSIONS

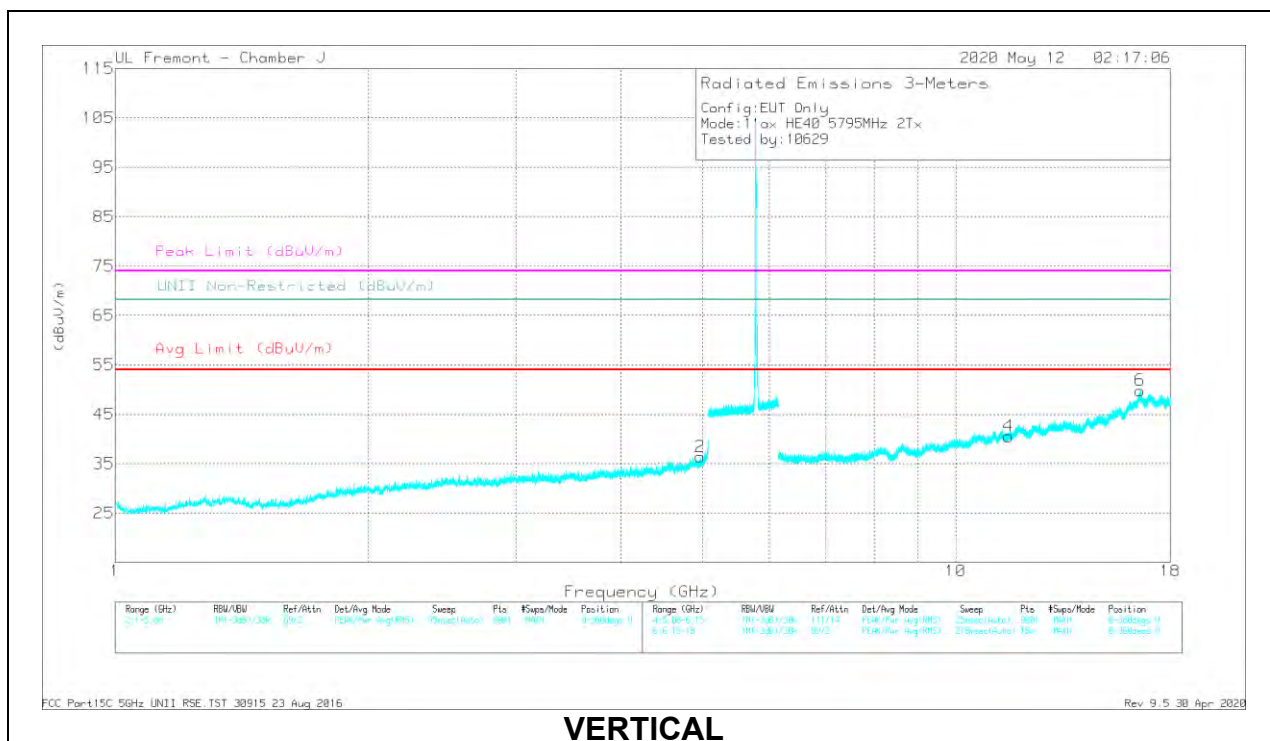
Marker	Frequency (GHz)	Meter Reading (dBuV)	Det	AF T344 (dBm)	Amp/Cbl/Ftr/Psd (dB)	Corrected Reading (dBuV/m)	Avg Limit (dBuV/m)	Margin (dB)	Peak Limit (dBuV/m)	PK Margin (dB)	UNR Non-Restricted (dBuV/m)	PK Margin (dB)	Azimuth (Degs)	Height (cm)	Polarity
1	* 4.82268	40.64	PK-U	34.2	-30.7	44.14	-	-	74	-29.86	-	-	28	206	H
	* 4.82279	30.46	ADR	34.2	-30.7	33.96	54	-20.04	-	-	-	-	28	206	H
2	* 4.82684	40.17	PK-U	34.3	-30.6	43.87	-	-	74	-30.13	-	-	276	154	V
	* 4.82824	30.02	ADR	34.3	-30.6	33.72	54	-20.28	-	-	-	-	276	154	V
3	* 11.37528	33.7	PK-U	38	-22.8	48.9	-	-	74	-25.1	-	-	84	292	H
	* 11.3751	23.32	ADR	38	-22.8	38.52	54	-15.48	-	-	-	-	84	292	H
5	16.5695	32.99	PK-U	42	-18.9	56.09	-	-	-	-	68.2	-12.11	233	174	H
	* 11.37624	34.06	PK-U	38	-22.8	49.26	-	-	74	-24.74	-	-	300	336	V
4	* 11.37609	23.53	ADR	38	-22.8	38.73	54	-15.27	-	-	-	-	300	336	V
	16.57628	34.51	PK-U	42	-18.9	57.61	-	-	-	-	68.2	-10.59	190	140	V

* - indicates frequency in CFR47 Pt 15 / IC RSS-Restricted Band
 PK-U - U-NII: Maximum Peak
 ADR - U-NII AD primary method, RMS average

HIGH CHANNEL RESULTS



HORIZONTAL



VERTICAL

RADIATED EMISSIONS

Marker	Frequency (GHz)	Meter Reading (dBuV)	Det	AF T344 (dBm)	Amp/Cbl/Fir/Pad (dB)	Corrected Reading (dBuV/m)	Avg Limit (dBuV/m)	Margin (dB)	Peak Limit (dBuV/m)	PK Margin (dB)	UNI Non-Restricted (dBuV/m)	PK Margin (dB)	Azimuth (Degs)	Height (cm)	Polarity
1	* 4.97437	38.97	PK-U	34.2	-29.4	43.77	-	-	74	-30.23	-	-	186	246	H
	* 4.97746	29	ADR	34.1	-29.4	33.7	54	-20.3	-	-	-	-	186	246	H
2	* 4.96876	39.74	PK-U	34.1	-29.3	44.54	-	-	74	-29.46	-	-	15	252	V
	* 4.9686	28.54	ADR	34.1	-29.3	33.34	54	-20.66	-	-	-	-	15	252	V
3	* 11.55457	33.77	PK-U	38.2	-23.1	48.87	-	-	74	-25.13	-	-	121	305	H
	* 11.55449	23.5	ADR	38.2	-23.1	38.6	54	-15.4	-	-	-	-	121	305	H
5	16.59833	32.82	PK-U	42.2	-19	56.02	-	-	-	-	68.2	-12.18	130	206	H
	* 11.55258	33.63	PK-U	38.2	-23.1	48.73	-	-	74	-25.27	-	-	87	257	V
6	* 11.55326	23.43	ADR	38.2	-23.1	38.53	54	-15.47	-	-	-	-	87	257	V
	16.5706	34.31	PK-U	42	-18.9	57.41	-	-	-	-	68.2	-10.79	243	382	V

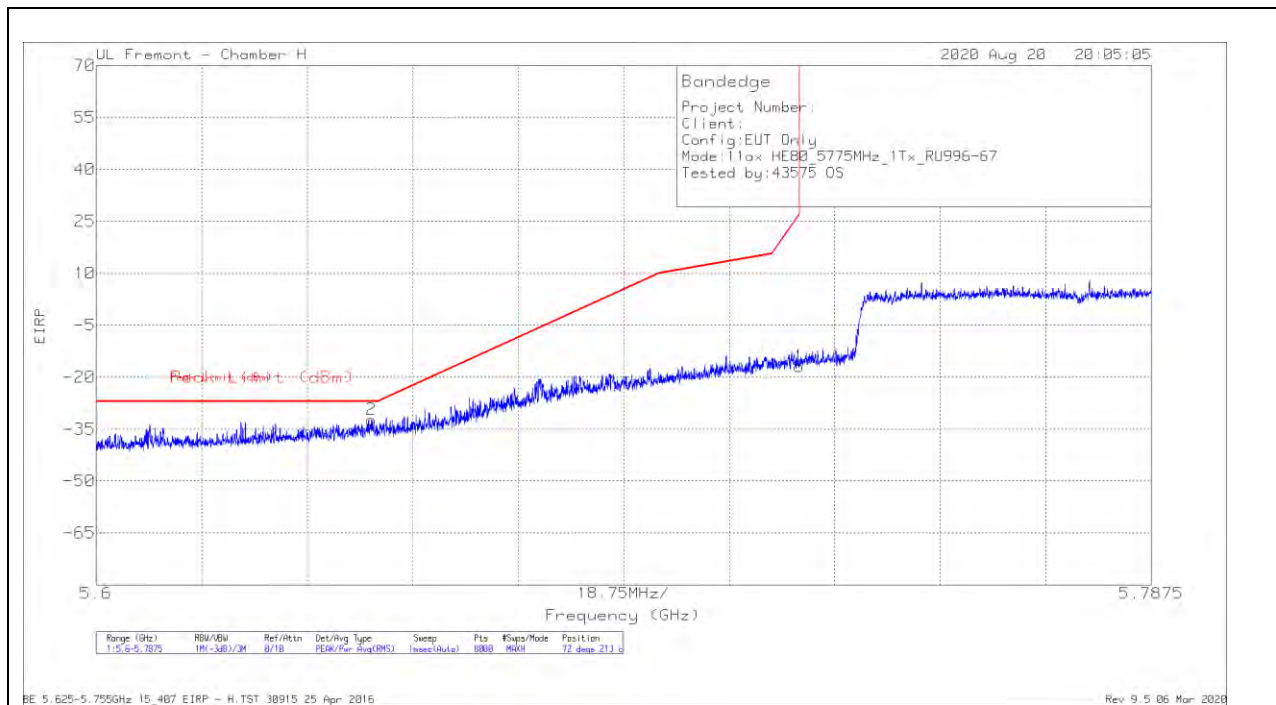
* - indicates frequency in CFR47 Pt 15 / IC RSS-Restricted Band
 PK-U - U-NII: Maximum Peak
 ADR - U-NII AD primary method, RMS average

1.1.24. TX ABOVE 1 GHz 802.11ax HE80 MODE IN THE 5.8 GHz BAND

1TX ANT 5 – SU, RU Index 67

BANDEDGE (CHANNEL 155 LOW EDGE)

HORIZONTAL RESULT



Marker	Frequency (GHz)	Meter Reading (dBm)	Det	AF T863 (dB/m)	Amp/Cbl/Fitr/Pa d (dB)	Conversion Factor (dB)	Corrected Reading EIRP	Peak Limit (dBm)	PK Margin (dB)	Azimuth (Degs)	Height (cm)	Polarity
2	5.64887	-58.15	Pk	35.1	-21	11.8	-32.25	-27	-5.25	72	213	H
1	5.72498	-42.6	Pk	35	-21.1	11.8	-16.9	26.96	-43.86	72	213	H

Pk - Peak detector