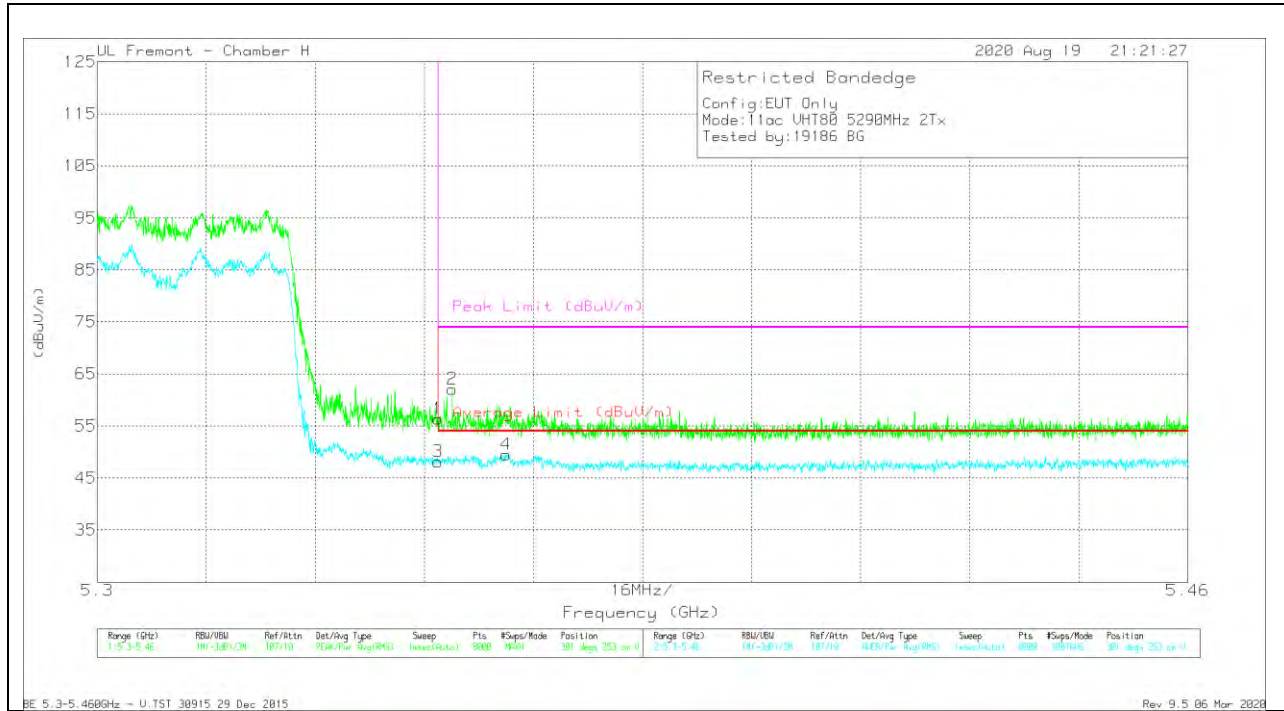


VERTICAL RESULT



Marker	Frequency (GHz)	Meter Reading (dBuV)	Det	AF T883 (dBm)	Amp/Cbl/Filr/Pad (dB)	DC Corr (dB)	Corrected Reading (dBuV/m)	Average Limit (dBuV/m)	Margin (dB)	Peak Limit (dBuV/m)	PK Margin (dB)	Azimuth (Degs)	Height (cm)	Polarity
1	* 5.35001	42.35	PK	34.9	-20.9	0	56.35	-	-	74	-17.65	301	253	V
2	* 5.35209	48.22	PK	34.9	-21	0	62.12	-	-	74	-11.88	301	253	V
3	* 5.35001	32.78	RMS	34.9	-20.9	1.31	48.09	54	-5.91	-	-	301	253	V
4	* 5.35997	34.24	RMS	34.9	-20.9	1.31	49.55	54	-4.45	-	-	301	253	V

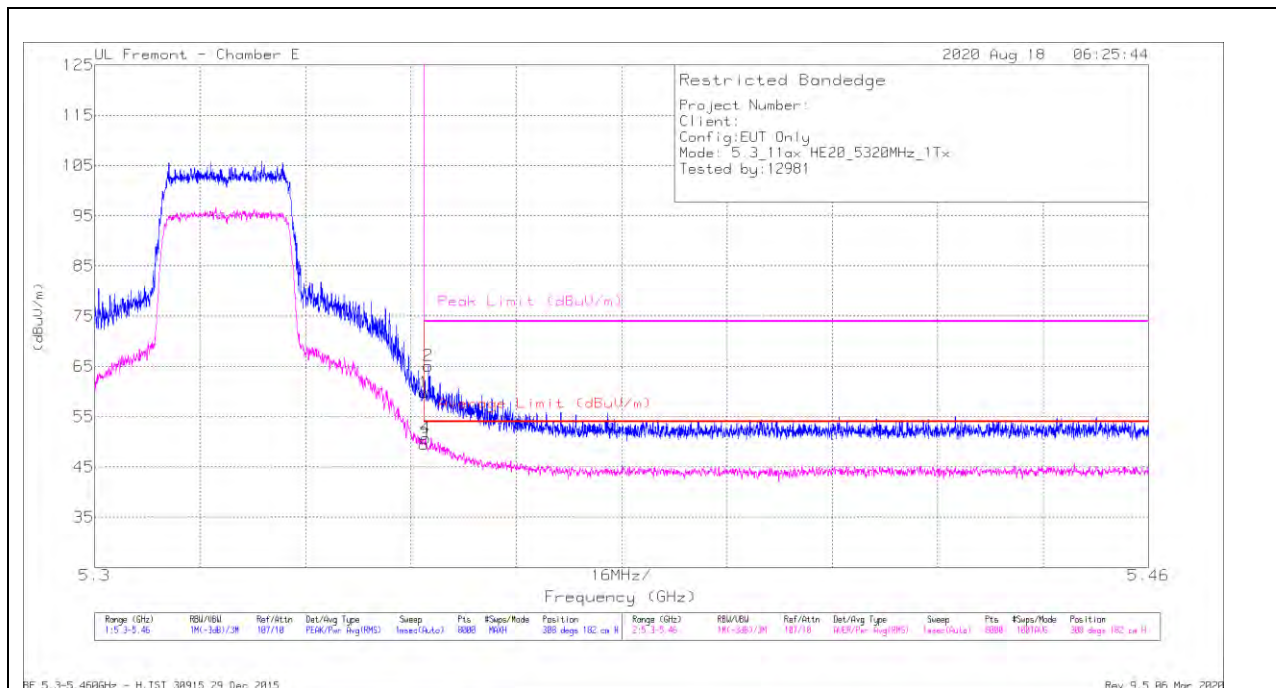
* - indicates frequency in CFR47 Pt 15 / IC RSS-Restricted Band
 PK - Peak detector
 RMS - RMS detection

1.1.10. TX ABOVE 1 GHz 802.11ax HE20 MODE IN THE 5.3 GHz BAND

1TX ANT 5 – SU, RU Index 61

BANDEDGE (HIGH CHANNEL)

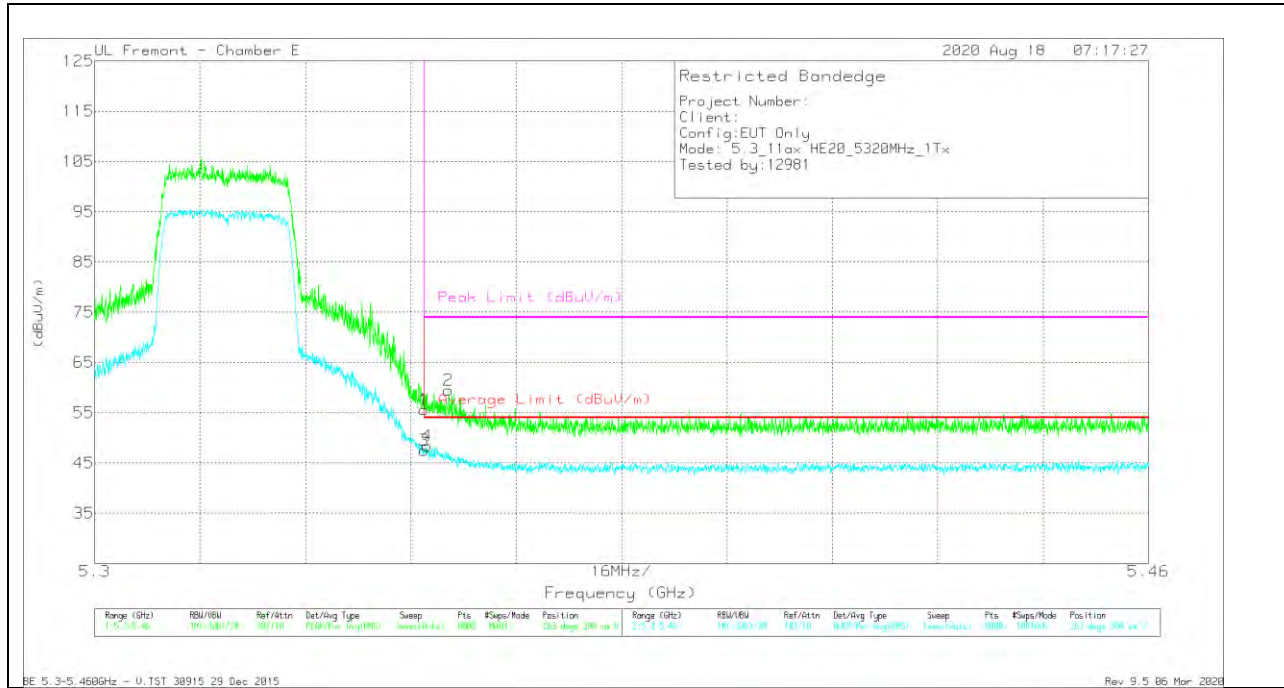
HORIZONTAL RESULT



Marker	Frequency (GHz)	Meter Reading (dBuV)	Det	AF T712 (dB/m)	Amp/Cbl/Fitr/Pad (dB)	Corrected Reading (dBuV/m)	Average Limit (dBuV/m)	Margin (dB)	Peak Limit (dBuV/m)	PK Margin (dB)	Azimuth (Degs)	Height (cm)	Polarity
1	* 5.35001	47.2	Pk	34.5	-21.8	59.9	-	-	74	-14.1	308	182	H
2	* 5.35067	52.45	Pk	34.5	-21.8	65.15	-	-	74	-8.85	308	182	H
3	* 5.35001	36.87	RMS	34.5	-21.8	49.57	54	-4.43	-	-	308	182	H
4	* 5.35027	38.1	RMS	34.5	-21.8	50.8	54	-3.2	-	-	308	182	H

* - indicates frequency in CFR47 Pt 15 / IC RSS-Restricted Band
 Pk - Peak detector
 RMS - RMS detection

VERTICAL RESULT



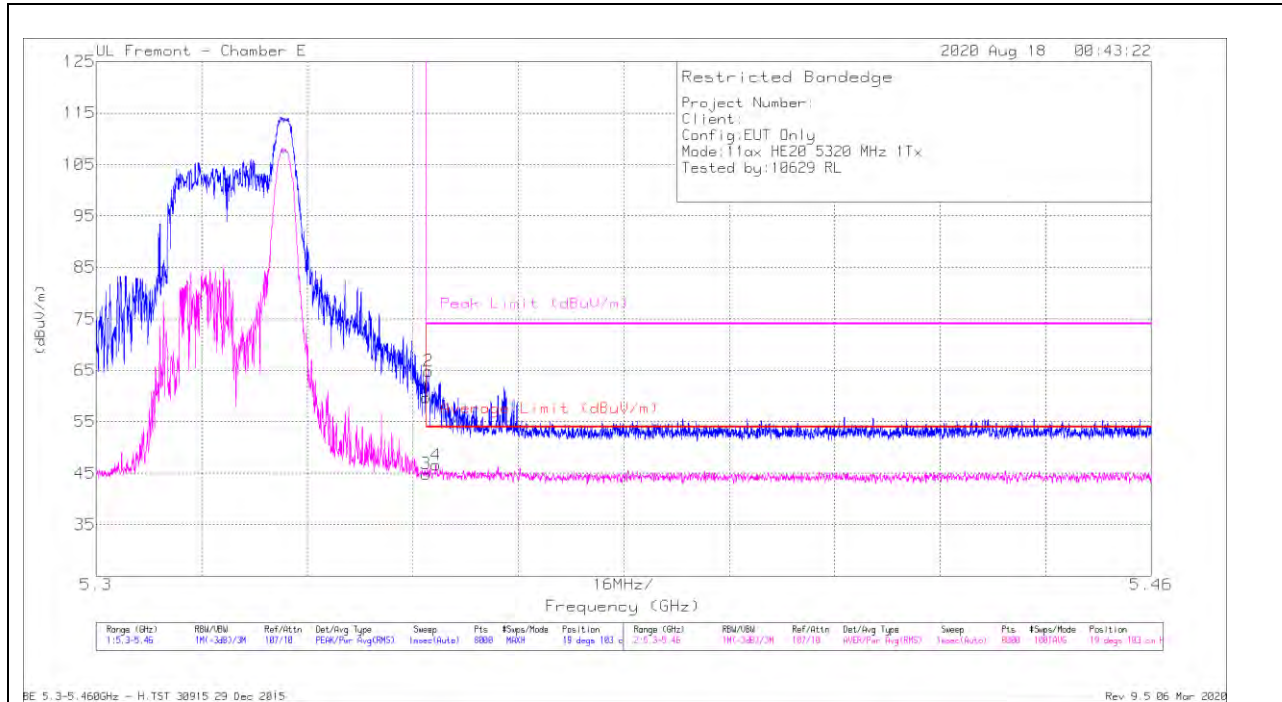
Marker	Frequency (GHz)	Meter Reading (dBuV)	Det	AF T712 (dB/m)	Amp/Cbl/Filtr/Pad (dB)	Corrected Reading (dBuV/m)	Average Limit (dBuV/m)	Margin (dB)	Peak Limit (dBuV/m)	PK Margin (dB)	Azimuth (Degs)	Height (cm)	Polarity
1	* 5.35001	42.87	Pk	34.5	-21.8	55.57	-	-	74	-18.43	263	390	V
2	* 5.35373	46.71	Pk	34.5	-21.7	59.51	-	-	74	-14.49	263	390	V
3	* 5.35001	34.78	RMS	34.5	-21.8	47.48	54	-6.52	-	-	263	390	V
4	* 5.35045	35.7	RMS	34.5	-21.8	48.4	54	-5.6	-	-	263	390	V

* - indicates frequency in CFR47 Pt 15 / IC RSS-Restricted Band
 Pk - Peak detector
 RMS - RMS detection

1TX ANT 5 – 26 Tones, RU Index 8

BANDEDGE (HIGH CHANNEL)

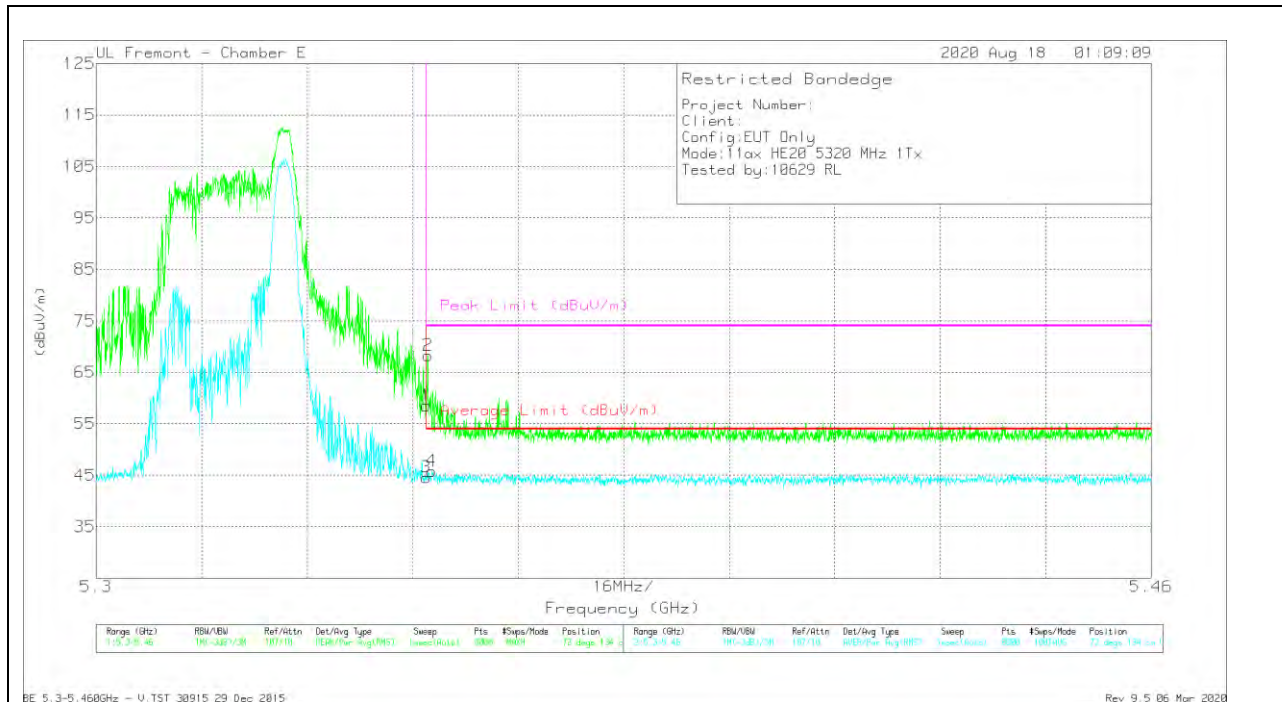
HORIZONTAL RESULT



Marker	Frequency (GHz)	Meter Reading (dBuV)	Det	AF T712 (dB/m)	Amp/Cbl/Filtr/Pad (dB)	Corrected Reading (dBuV/m)	Average Limit (dBuV/m)	Margin (dB)	Peak Limit (dBuV/m)	PK Margin (dB)	Azimuth (Degs)	Height (cm)	Polarity
1	* 5.35001	46.97	Pk	34.5	-21.8	59.67	-	-	74	-14.33	19	103	H
2	* 5.35039	52.14	Pk	34.5	-21.8	64.84	-	-	74	-9.16	19	103	H
3	* 5.35001	32.14	RMS	34.5	-21.8	44.84	54	-9.16	-	-	19	103	H
4	* 5.35153	33.82	RMS	34.5	-21.7	46.62	54	-7.38	-	-	19	103	H

* - indicates frequency in CFR47 Pt 15 / IC RSS-Restricted Band
 Pk - Peak detector
 RMS - RMS detection

VERTICAL RESULT



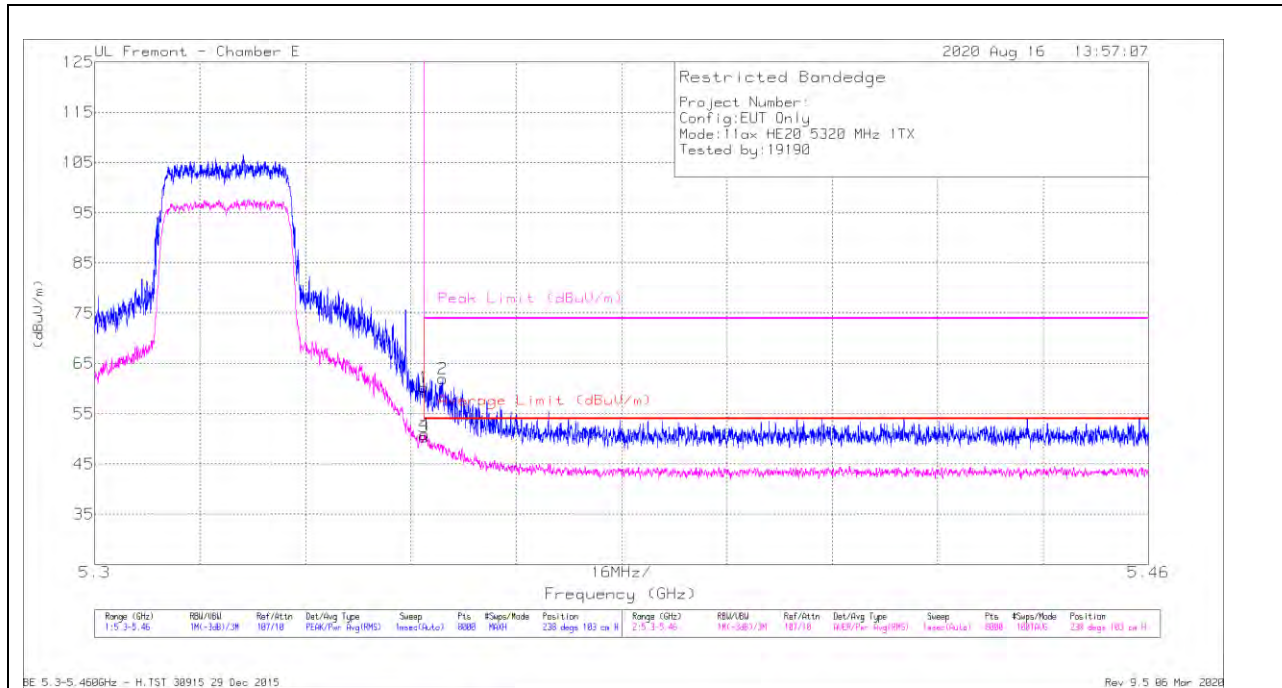
Marker	Frequency (GHz)	Meter Reading (dBuV)	Det	AF T712 (dB/m)	Amp/Cbl/Fitr/Pa d (dB)	Corrected Reading (dBuV/m)	Average Limit (dBuV/m)	Margin (dB)	Peak Limit (dBuV/m)	PK Margin (dB)	Azimuth (Degs)	Height (cm)	Polarity
1	* 5.35001	45.85	Pk	34.5	-21.8	58.55	-	-	74	-15.45	72	134	V
3	* 5.35001	31.89	RMS	34.5	-21.8	44.59	54	-9.41	-	-	72	134	V
2	* 5.35027	55.6	Pk	34.5	-21.8	68.3	-	-	74	-5.7	72	134	V
4	* 5.35089	33.1	RMS	34.5	-21.8	45.8	54	-8.2	-	-	72	134	V

* - indicates frequency in CFR47 Pt 15 / IC RSS-Restricted Band
 Pk - Peak detector
 RMS - RMS detection

1TX ANT 6 – SU, RU Index 61

BANDEDGE (HIGH CHANNEL)

HORIZONTAL RESULT



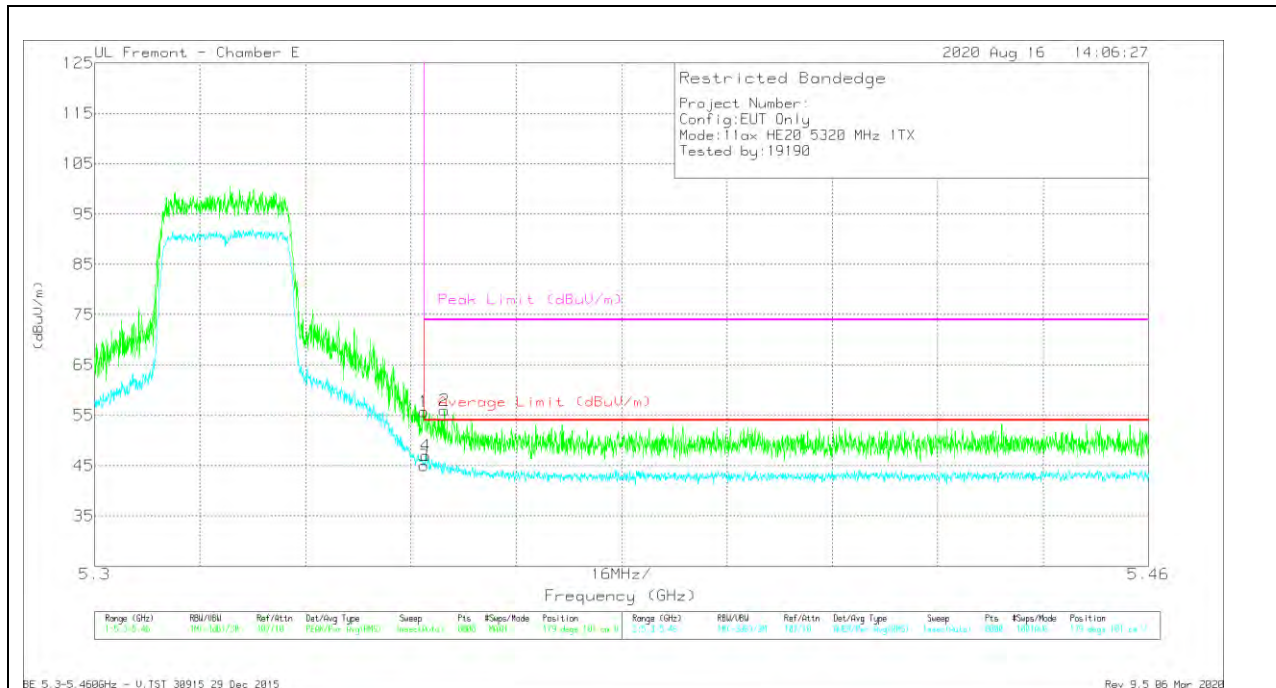
Marker	Frequency (GHz)	Meter Reading (dBuV)	Det	AF T712 (dB/m)	Amp/Cbl/Filtr/Pad (dB)	Corrected Reading (dBuV/m)	Average Limit (dBuV/m)	Margin (dB)	Peak Limit (dBuV/m)	PK Margin (dB)	Azimuth (Degs)	Height (cm)	Polarity
1	* 5.35001	47.51	Pk	34.5	-21.8	60.21	-	-	74	-13.79	238	103	H
2	* 5.35283	49.13	Pk	34.5	-21.7	61.93	-	-	74	-12.07	238	103	H
3	* 5.35001	37.69	RMS	34.5	-21.8	50.39	54	-3.61	-	-	238	103	H
4	* 5.35005	38.13	RMS	34.5	-21.8	50.63	54	-3.17	-	-	238	103	H

* - indicates frequency in CFR47 Pt 15 / IC RSS-Restricted Band

Pk - Peak detector

RMS - RMS detection

VERTICAL RESULT



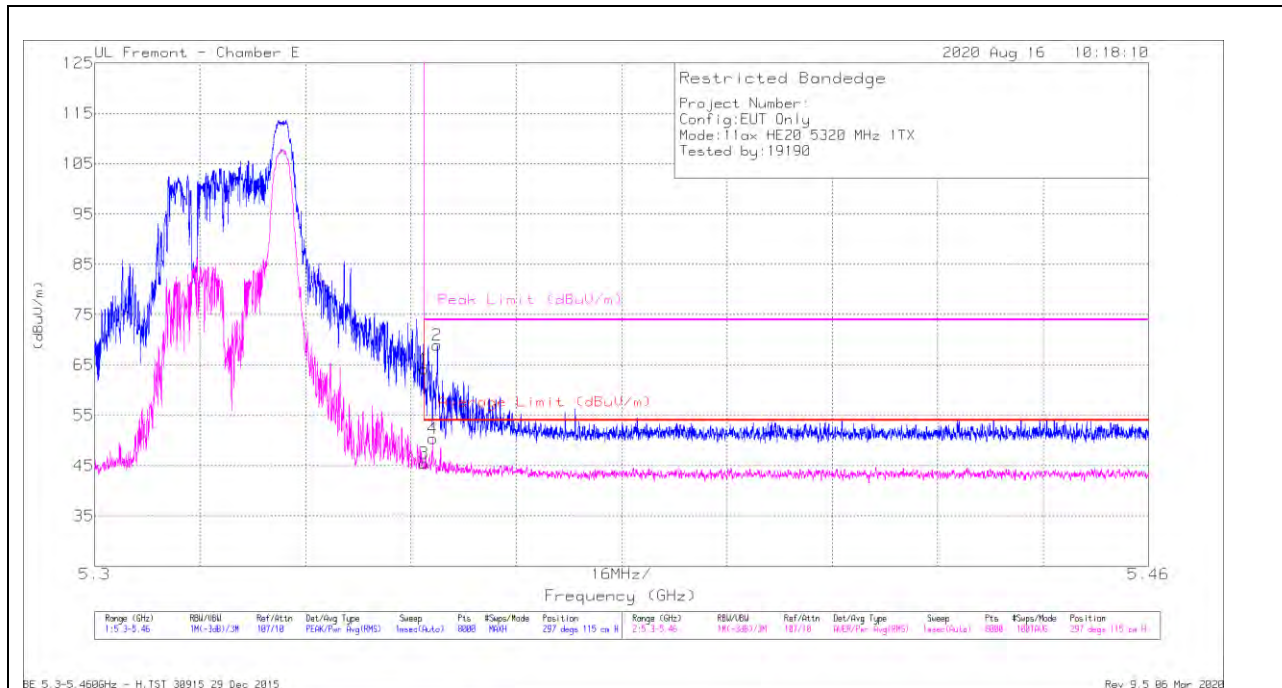
Marker	Frequency (GHz)	Meter Reading (dBuV)	Det	AF T712 (dB/m)	Amp/Cbl/Fitr/Pad (dB)	Corrected Reading (dBuV/m)	Average Limit (dBuV/m)	Margin (dB)	Peak Limit (dBuV/m)	PK Margin (dB)	Azimuth (Degs)	Height (cm)	Polarity
1	* 5.35001	43.03	Pk	34.5	-21.8	55.73	-	-	74	-18.27	179	101	V
3	* 5.35001	32.35	RMS	34.5	-21.8	45.05	54	-8.95	-	-	179	101	V
4	* 5.35025	34.3	RMS	34.5	-21.8	47	54	-7	-	-	179	101	V
2	* 5.35309	43.22	Pk	34.5	-21.7	56.02	-	-	74	-17.98	179	101	V

* - indicates frequency in CFR47 Pt 15 / IC RSS-Restricted Band
 Pk - Peak detector
 RMS - RMS detection

1TX ANT 6 – 26 Tones, RU Index 8

BANDEDGE (HIGH CHANNEL)

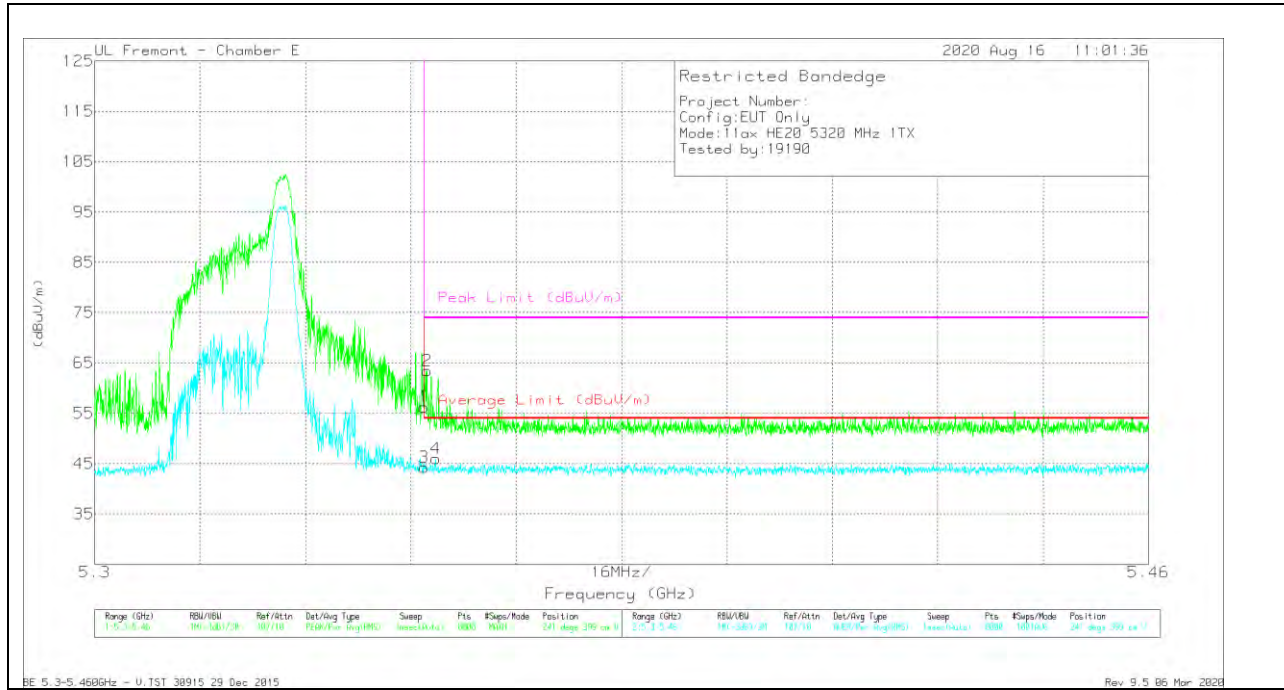
HORIZONTAL RESULT



Marker	Frequency (GHz)	Meter Reading (dBuV)	Det	AF T712 (dB/m)	Amp/Cbl/Filtr/Pad (dB)	Corrected Reading (dBuV/m)	Average Limit (dBuV/m)	Margin (dB)	Peak Limit (dBuV/m)	PK Margin (dB)	Azimuth (Degs)	Height (cm)	Polarity
1	* 5.35001	51.48	Pk	34.5	-21.8	64.18	-	-	74	-9.82	297	115	H
3	* 5.35001	32.78	RMS	34.5	-21.8	45.48	54	-8.52	-	-	297	115	H
4	* 5.35131	37.67	RMS	34.5	-21.8	50.37	54	-3.63	-	-	297	115	H
2	* 5.35203	56.13	Pk	34.5	-21.7	68.93	-	-	74	-5.07	297	115	H

* - indicates frequency in CFR47 Pt 15 / IC RSS-Restricted Band
 Pk - Peak detector
 RMS - RMS detection

VERTICAL RESULT



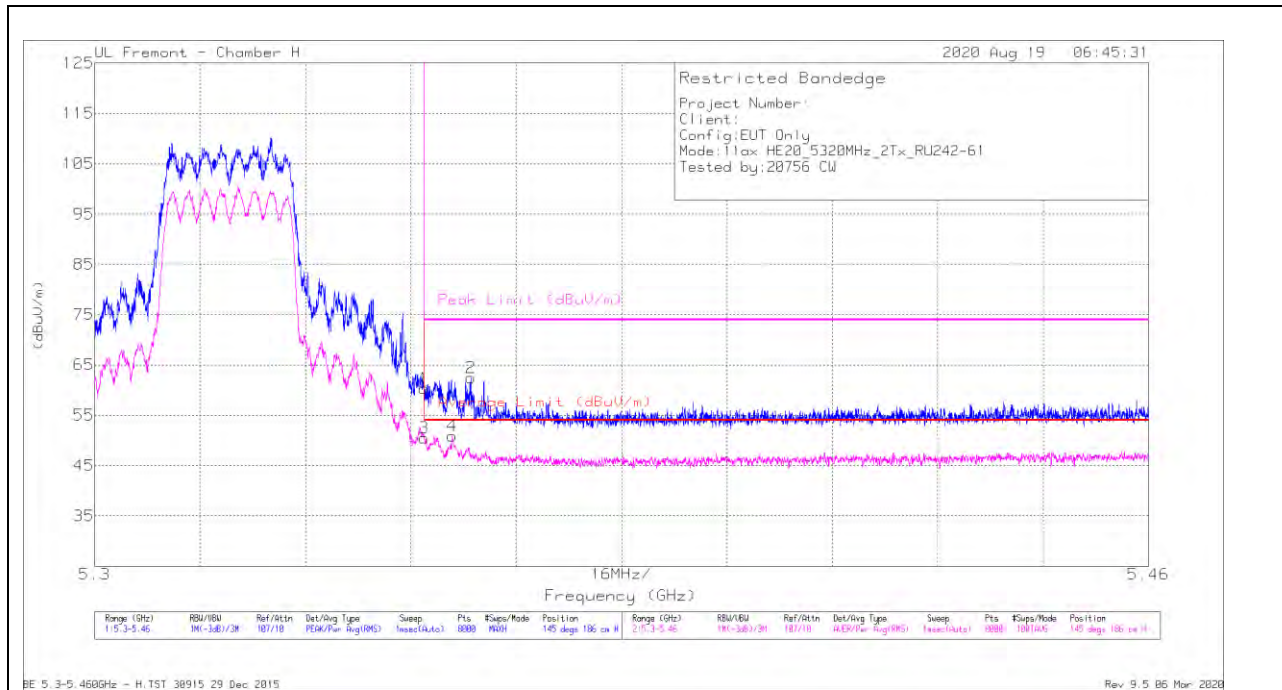
Marker	Frequency (GHz)	Meter Reading (dBuV)	Det	AF T712 (dB/m)	Amp/Cbl/Fitr/Pad (dB)	Corrected Reading (dBuV/m)	Average Limit (dBuV/m)	Margin (dB)	Peak Limit (dBuV/m)	PK Margin (dB)	Azimuth (Degs)	Height (cm)	Polarity
1	* 5.35001	43.6	Pk	34.5	-21.8	56.3	-	-	74	-17.7	241	399	V
2	* 5.35043	50.74	Pk	34.5	-21.8	63.44	-	-	74	-10.56	241	399	V
3	* 5.35001	31.55	RMS	34.5	-21.8	44.25	54	-9.75	-	-	241	399	V
4	* 5.35177	33.18	RMS	34.5	-21.7	45.98	54	-8.02	-	-	241	399	V

* - indicates frequency in CFR47 Pt 15 / IC RSS-Restricted Band
 Pk - Peak detector
 RMS - RMS detection

2TX ANT 5 + ANT 6 OFDMA MODE – SU, RU Index 61

BANDEDGE (HIGH CHANNEL)

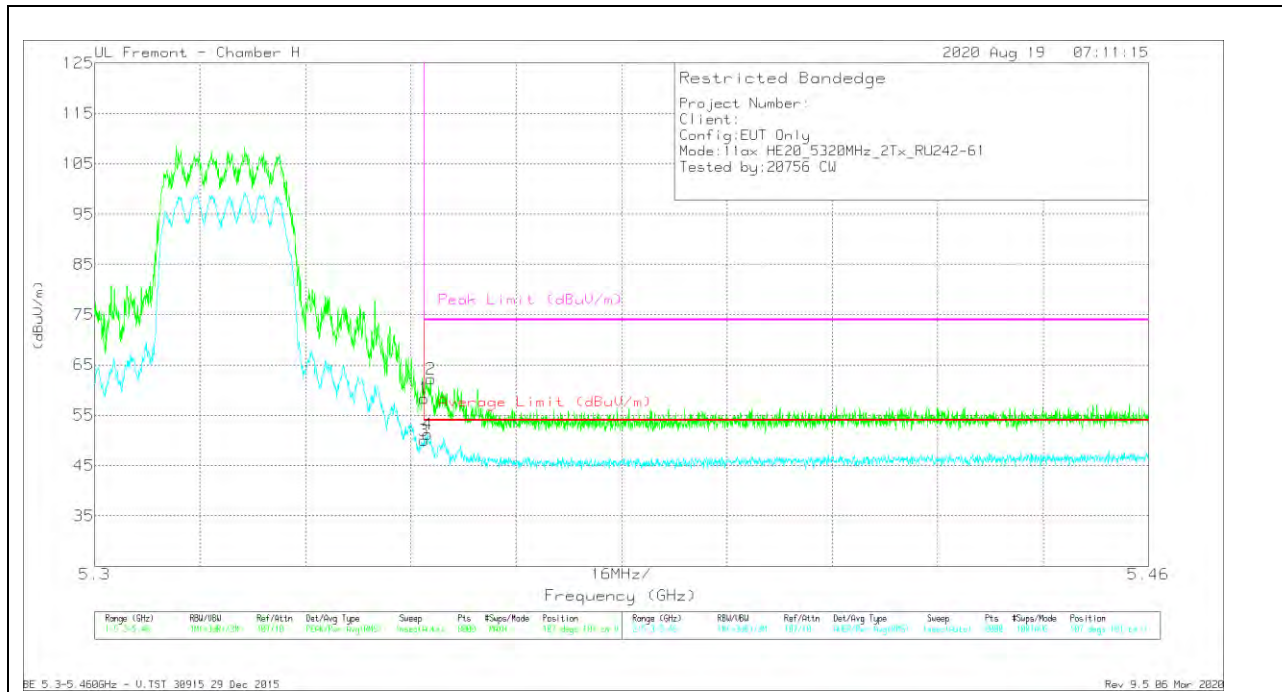
HORIZONTAL RESULT



Marker	Frequency (GHz)	Meter Reading (dBuV)	Det	AF T863 (dB/m)	Amp/Cbll/Filtr/Pad (dB)	Corrected Reading (dBuV/m)	Average Limit (dBuV/m)	Margin (dB)	Peak Limit (dBuV/m)	PK Margin (dB)	Azimuth (Degs)	Height (cm)	Polarity
1	* 5.35001	46.4	Pk	34.9	-20.9	60.4	-	-	74	-13.6	145	186	H
2	* 5.35711	48.48	Pk	34.9	-20.9	62.48	-	-	74	-11.52	145	186	H
3	* 5.35001	36.53	RMS	34.9	-20.9	50.53	54	-3.47	-	-	145	186	H
4	* 5.35429	37	RMS	34.9	-21	50.9	54	-3.1	-	-	145	186	H

* - indicates frequency in CFR47 Pt 15 / IC RSS-Restricted Band
 Pk - Peak detector
 RMS - RMS detection

VERTICAL RESULT

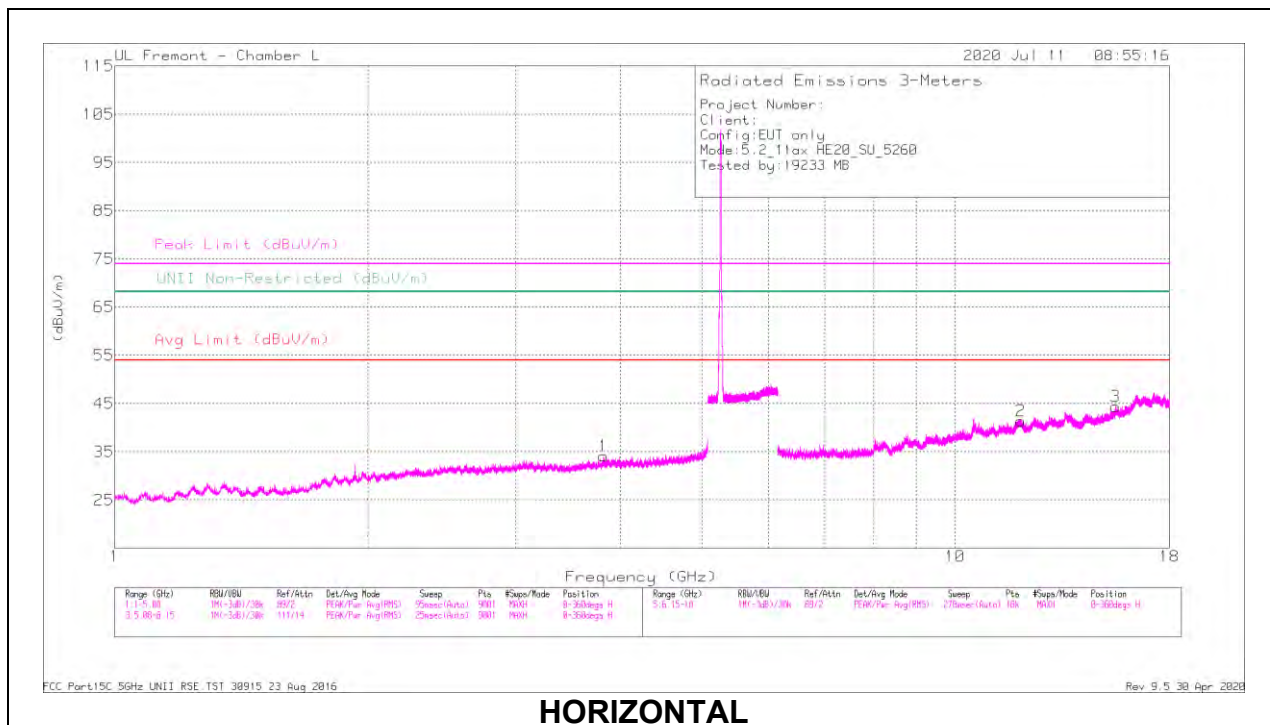


Marker	Frequency (GHz)	Meter Reading (dBuV)	Det	AF T863 (dB/m)	Amp/Cbll/Filtr/Par d (dB)	Corrected Reading (dBuV/m)	Average Limit (dBuV/m)	Margin (dB)	Peak Limit (dBuV/m)	PK Margin (dB)	Azimuth (Degs)	Height (cm)	Polarity
1	* 5.35001	44.36	Pk	34.9	-20.9	58.36	-	-	74	-15.64	107	101	V
2	* 5.35103	48.18	Pk	34.9	-20.9	62.18	-	-	74	-11.82	107	101	V
3	* 5.35001	36.02	RMS	34.9	-20.9	50.02	54	-3.98	-	-	107	101	V
4	* 5.35055	37.28	RMS	34.9	-20.9	51.28	54	-2.72	-	-	107	101	V

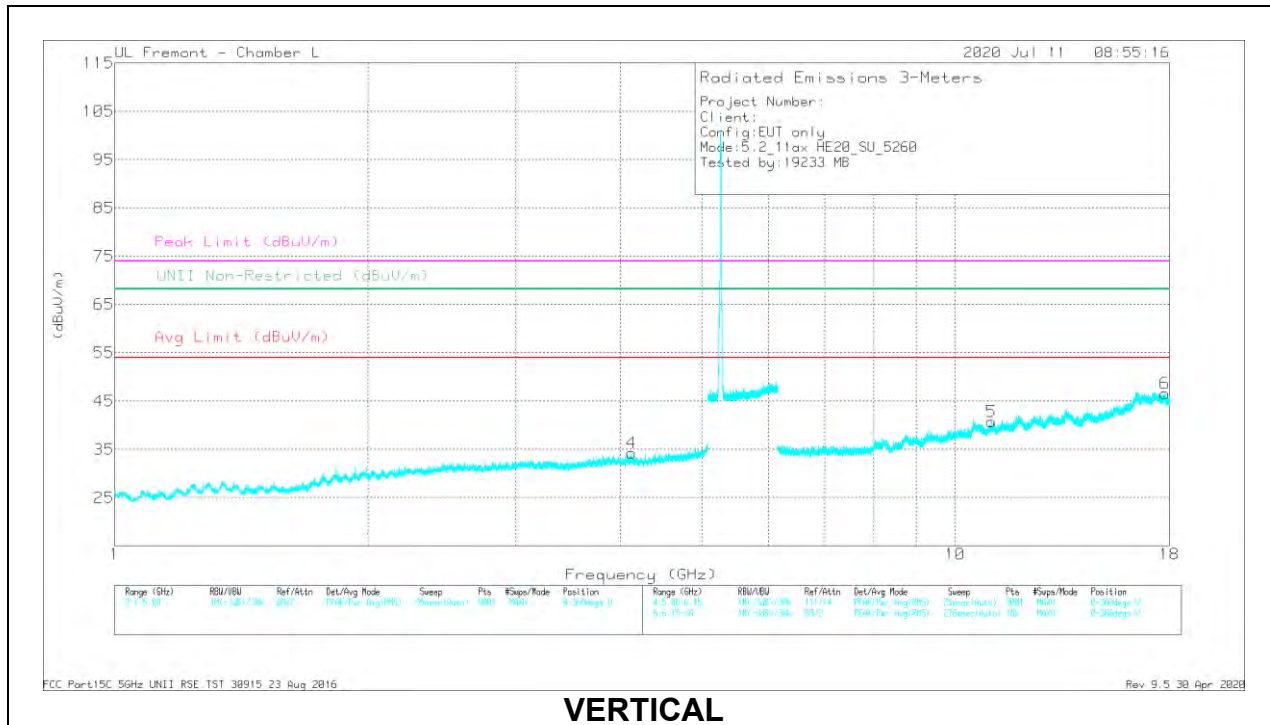
* - indicates frequency in CFR47 Pt 15 / IC RSS-Restricted Band
 Pk - Peak detector
 RMS - RMS detection

HARMONICS AND SPURIOUS EMISSIONS

LOW CHANNEL RESULTS



HORIZONTAL



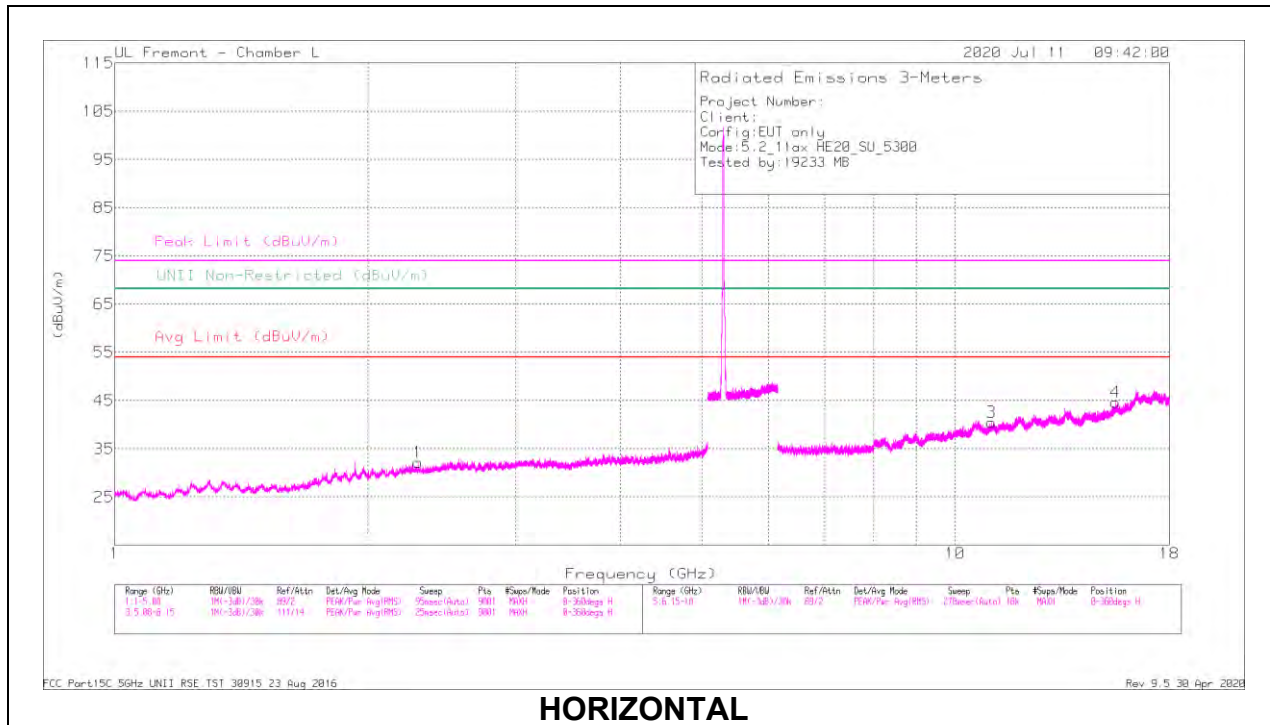
VERTICAL

RADIATED EMISSIONS

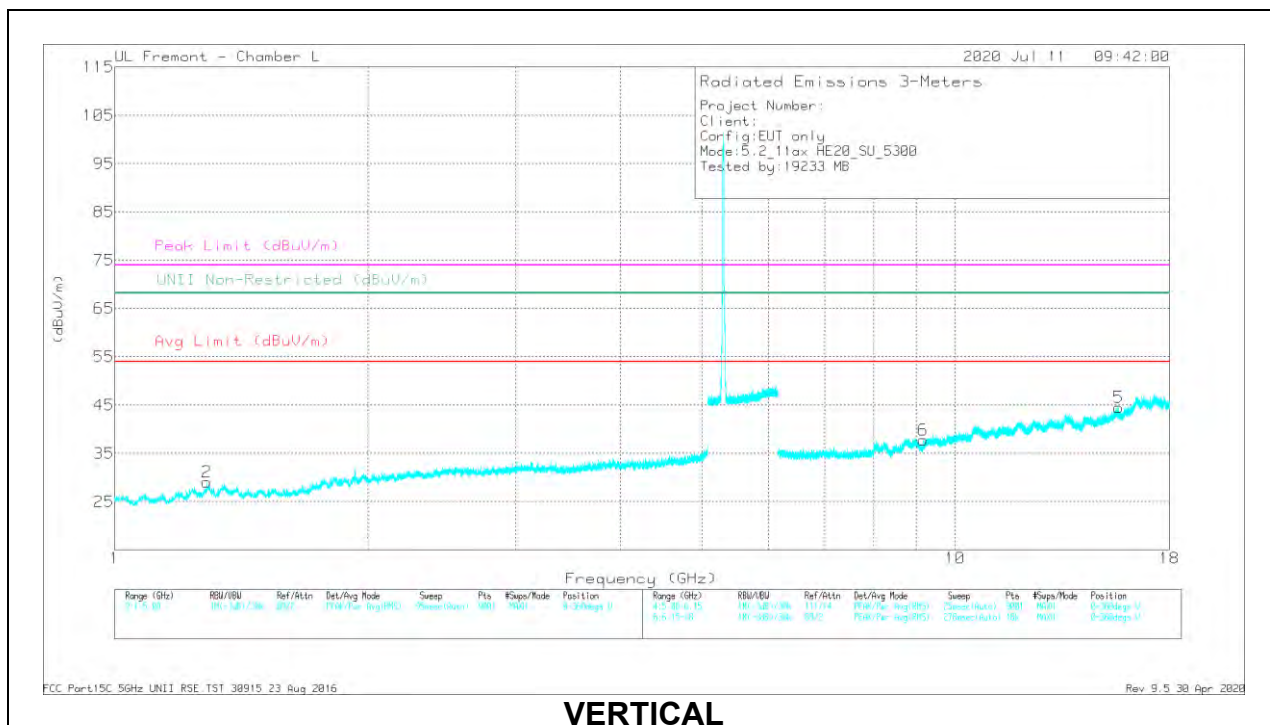
Frequency (GHz)	Meter Reading (dBuV)	Det	AF 344 (dB/m)	Amp/Cb/Filt/Pad (dB)	Corrected Reading (dBuV/m)	Avg Limit (dBuV/m)	Margin (dB)	Peak Limit (dBuV/m)	PK Margin (dB)	UNI Non-Restricted (dBuV/m)	PK Margin (dB)	Azimuth (Degs)	Height (cm)	Polarity
* 3.8191	37.61	PK-U	33.5	-28.9	42.21	-	-	74	-31.79	-	-	326	296	H
* 3.82037	27.39	ADR	33.5	-28.9	31.99	54	-22.01	-	-	-	-	326	296	H
* 4.12761	35.72	PK-U	33.6	-27.5	41.82	-	-	74	-32.18	-	-	152	294	V
* 4.12723	25.08	ADR	33.6	-27.5	31.18	54	-22.82	-	-	-	-	152	294	V
* 11.97705	30.19	PK-U	33.7	-19.5	49.39	-	-	74	-24.61	-	-	10	175	H
* 11.97812	19.76	ADR	33.7	-19.6	38.86	54	-15.14	-	-	-	-	10	175	H
* 15.53959	29.29	PK-U	41	-18.5	51.79	-	-	74	-22.21	-	-	120	377	H
* 15.53871	18.75	ADR	41	-18.5	41.25	54	-12.75	-	-	-	-	120	377	H
* 11.05166	29.72	PK-U	38	-19.5	48.22	-	-	74	-25.78	-	-	325	376	V
* 11.05284	20.18	ADR	38	-19.5	38.68	54	-15.32	-	-	-	-	325	376	V
* 17.78931	29.1	PK-U	41.5	-16.5	54.1	-	-	74	-19.9	-	-	110	205	V
* 17.79201	18.6	ADR	41.4	-16.5	43.7	54	-10.3	-	-	-	-	110	205	V

* - indicates frequency in CFR47 Pt 15 / IC RSS-Restricted Band
 PK-U - U-NII: Maximum Peak
 ADR - U-NII AD primary method, RMS average

MID CHANNEL RESULTS



HORIZONTAL



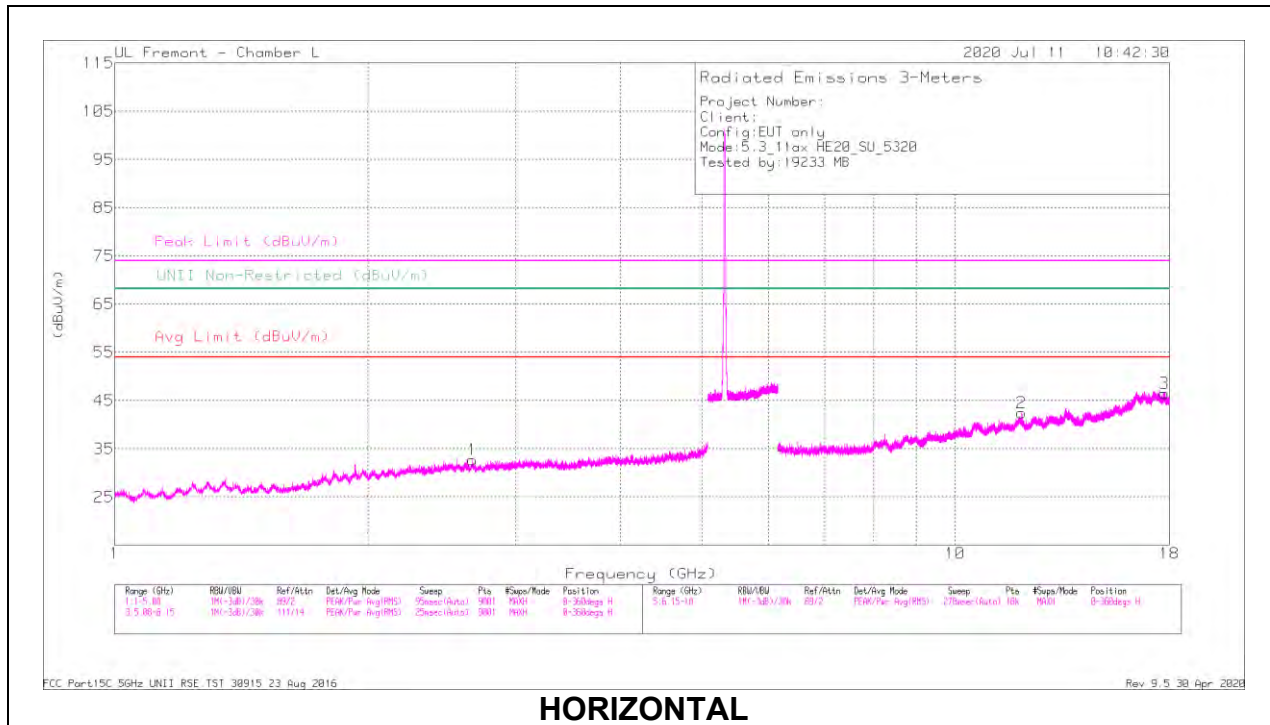
VERTICAL

RADIATED EMISSIONS

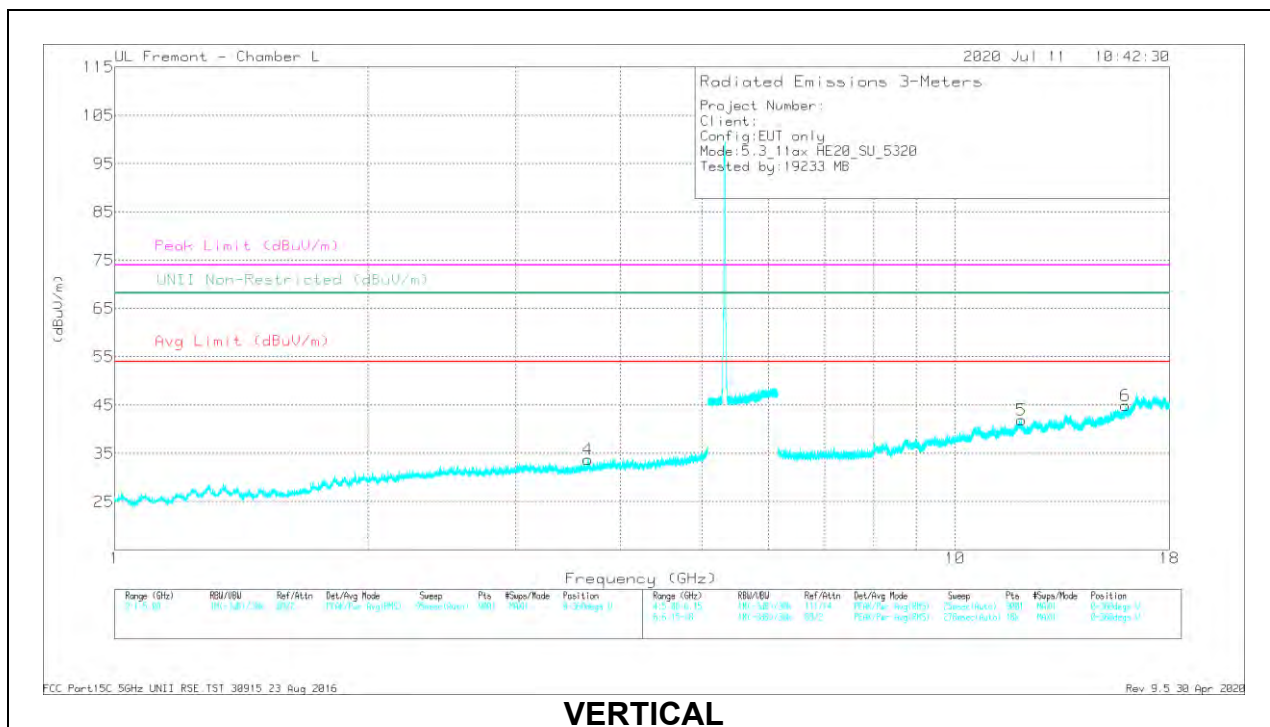
Frequency (GHz)	Meter Reading (dBuV)	Det	AF 344 (dBm)	Amp/Cb/Filt/Pad (dB)	Corrected Reading (dBuV/m)	Avg Limit (dBuV/m)	Margin (dB)	Peak Limit (dBuV/m)	PK Margin (dB)	UNI Non-Restricted (dBuV/m)	PK Margin (dB)	Azimuth (Degs)	Height (cm)	Polarity
* 2.29343	39.12	PK-U	31.8	-31	39.92	-	-	74	-34.08	-	-	198	292	H
* 2.29717	28.78	ADR	31.8	-30.9	29.68	54	-24.32	-	-	-	-	198	292	H
* 1.28831	40.71	PK-U	28.8	-33.1	36.41	-	-	74	-37.59	-	-	341	237	V
* 1.28714	30.54	ADR	28.8	-33.1	26.24	54	-27.76	-	-	-	-	341	237	V
* 11.04841	23.78	PK-U	38	-19.5	43.28	-	-	74	-25.72	-	-	17	385	H
* 11.04698	19.51	ADR	38	-19.6	37.91	54	-16.09	-	-	-	-	17	385	H
* 15.51583	30.57	PK-U	40.9	-18.6	52.87	-	-	74	-21.13	-	-	60	232	H
* 15.51625	19.59	ADR	40.9	-18.6	41.89	54	-12.11	-	-	-	-	60	232	H
* 15.66135	29.28	PK-U	40.8	-19.4	50.68	-	-	74	-23.32	-	-	13	178	V
* 15.66373	19.6	ADR	40.8	-19.4	41	54	-13	-	-	-	-	13	178	V
* 9.16439	31.54	PK-U	36.3	-21.5	46.34	-	-	74	-27.66	-	-	209	390	V
* 9.16697	20.66	ADR	36.3	-21.5	35.46	54	-18.54	-	-	-	-	209	390	V

* - indicates frequency in CFR47 Pt 15 / IC RSS-Restricted Band
 PK-U - U-NII: Maximum Peak
 ADR - U-NII AD primary method, RMS average

HIGH CHANNEL RESULTS



HORIZONTAL



VERTICAL

RADIATED EMISSIONS

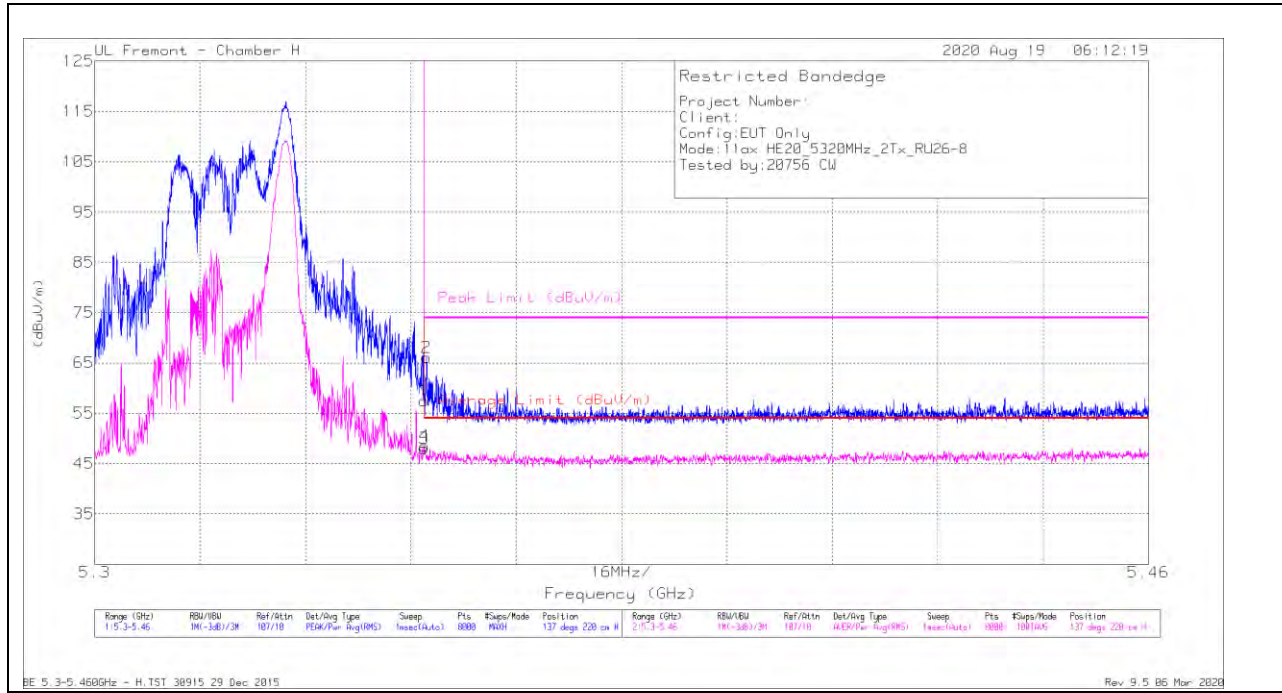
Frequency (GHz)	Meter Reading (dBuV)	Det	AF 344 (dB/m)	Amp/Cbl/Filt/Pad (dB)	Corrected Reading (dBuV/m)	Avg Limit (dBuV/m)	Margin (dB)	Peak Limit (dBuV/m)	PK Margin (dB)	UNI Non-Restricted (dBuV/m)	PK Margin (dB)	Azimuth (Degs)	Height (cm)	Polarity
* 2.66415	38.98	PK-U	32.4	-30.3	41.08	-	-	74	-32.92	-	-	280	287	H
* 2.66266	28.34	ADR	32.4	-30.3	30.44	54	-23.56	-	-	-	-	280	287	H
* 3.65512	37.35	PK-U	33	-27.9	42.45	-	-	74	-31.55	-	-	307	294	V
* 3.65491	26.25	ADR	33	-27.9	31.35	54	-22.65	-	-	-	-	307	294	V
* 12.00693	30.81	PK-U	38.7	-19.7	49.61	-	-	74	-24.19	-	-	57	391	H
* 12.00737	20.5	ADR	38.7	-19.7	39.5	54	-14.5	-	-	-	-	57	391	H
* 17.74422	29.44	PK-U	41.6	-16.6	54.44	-	-	74	-19.56	-	-	121	249	H
* 17.74147	19.45	ADR	41.6	-16.6	44.45	54	-9.55	-	-	-	-	121	249	H
* 11.99662	30.21	PK-U	38.7	-19.7	49.21	-	-	74	-24.79	-	-	197	171	V
* 11.99563	19.47	ADR	38.7	-19.7	38.47	54	-15.53	-	-	-	-	197	171	V
* 15.96699	30.11	PK-U	41.1	-18.8	52.41	-	-	74	-21.59	-	-	187	216	V
* 15.96519	18.92	ADR	41.1	-18.8	41.22	54	-12.78	-	-	-	-	187	216	V

* - indicates frequency in CFR47 Pt 15 / IC RSS-Restricted Band
 PK-U - U-NII: Maximum Peak
 ADR - U-NII AD primary method, RMS average

2TX ANT 5 + ANT 6 OFDMA MODE – 26 Tones, RU Index 8

BANDEDGE (HIGH CHANNEL)

HORIZONTAL RESULT



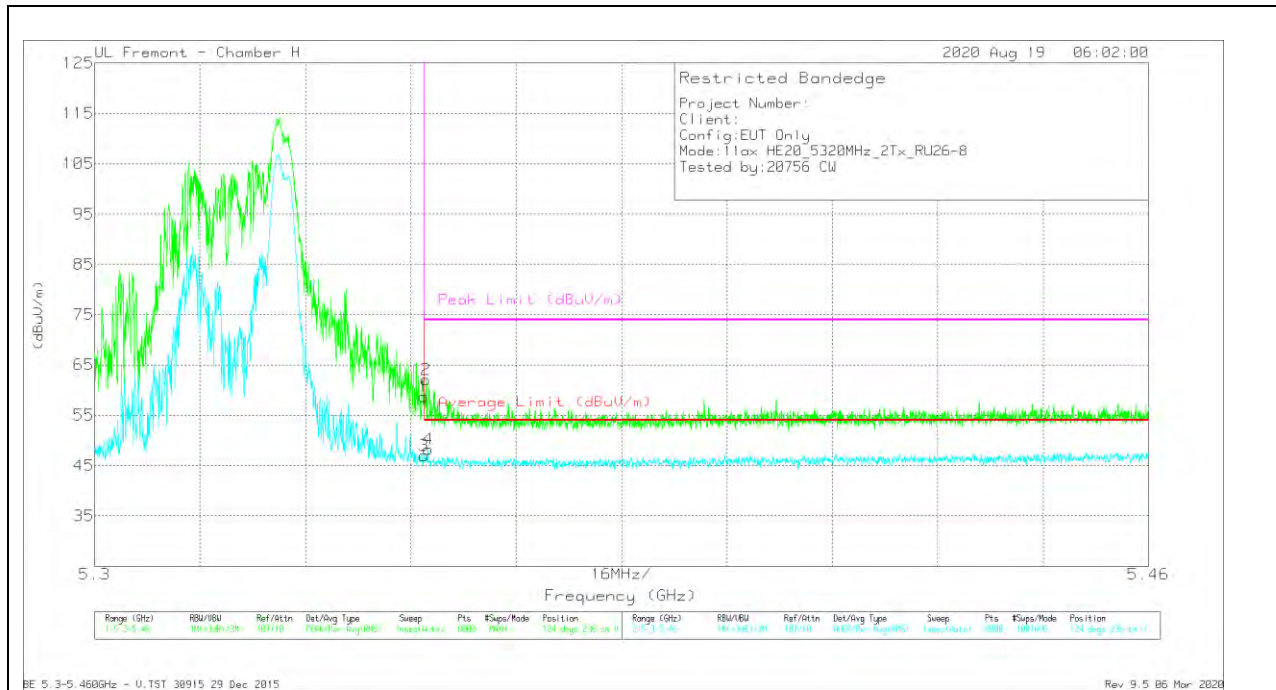
Marker	Frequency (GHz)	Meter Reading (dBuV)	Det	AF T863 (dB/m)	Amp/Cbll/Filtr/Pad (dB)	Corrected Reading (dBuV/m)	Average Limit (dBuV/m)	Margin (dB)	Peak Limit (dBuV/m)	PK Margin (dB)	Azimuth (Degs)	Height (cm)	Polarity
1	* 5.35001	43.48	Pk	34.9	-20.9	67.48	-	-	74	-16.52	137	220	H
2	* 5.35039	52.04	Pk	34.9	-20.9	66.04	-	-	74	-7.96	137	220	H
3	* 5.35001	33.96	RMS	34.9	-20.9	47.96	54	-6.04	-	-	137	220	H
4	* 5.35005	34.51	RMS	34.9	-20.9	48.51	54	-5.49	-	-	137	220	H

* - indicates frequency in CFR47 Pt 15 / IC RSS-Restricted Band

Pk - Peak detector

RMS - RMS detection

VERTICAL RESULT

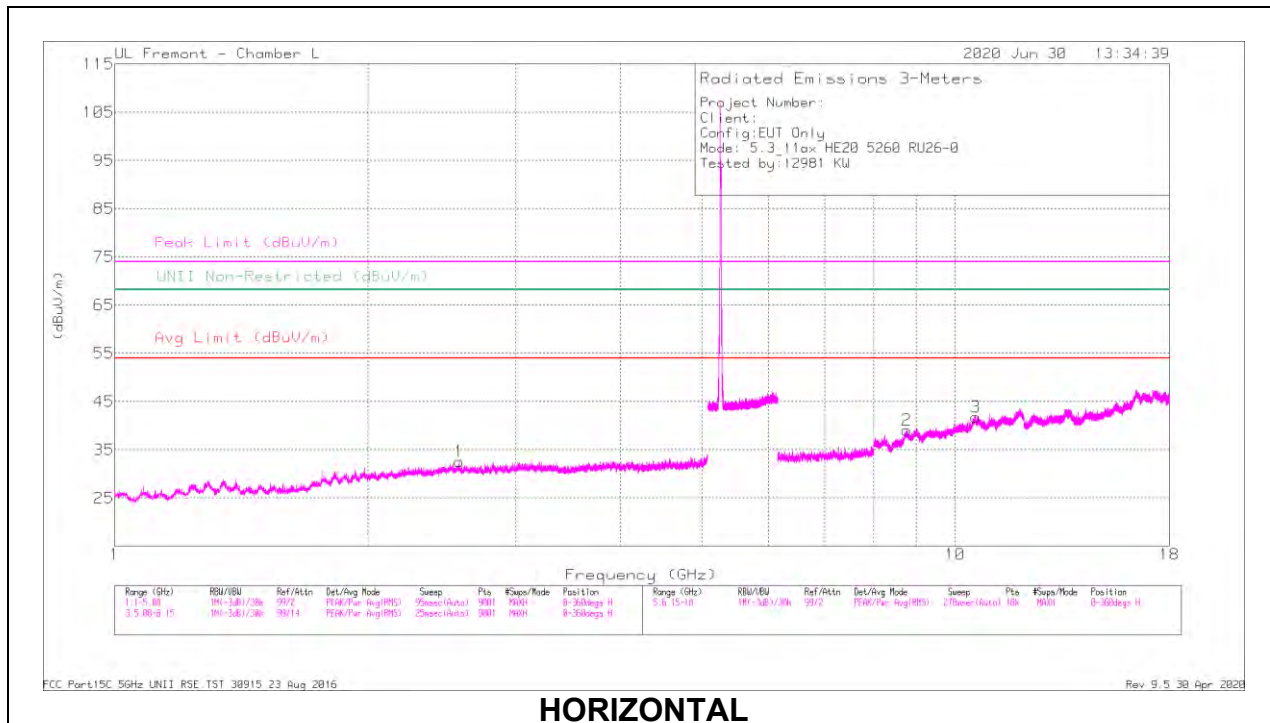


Marker	Frequency (GHz)	Meter Reading (dBuV)	Det	AF T863 (dB/m)	Amp/Cbll/Filtr/Par d (dB)	Corrected Reading (dBuV/m)	Average Limit (dBuV/m)	Margin (dB)	Peak Limit (dBuV/m)	PK Margin (dB)	Azimuth (Degs)	Height (cm)	Polarity
1	* 5.35001	44.68	Pk	34.9	-20.9	58.68	-	-	74	-15.32	124	236	V
2	* 5.35031	48.05	Pk	34.9	-20.9	62.05	-	-	74	-11.95	124	236	V
3	* 5.35001	33.05	RMS	34.9	-20.9	47.05	54	-6.95	-	-	124	236	V
4	* 5.35063	34.22	RMS	34.9	-20.9	48.22	54	-5.78	-	-	124	236	V

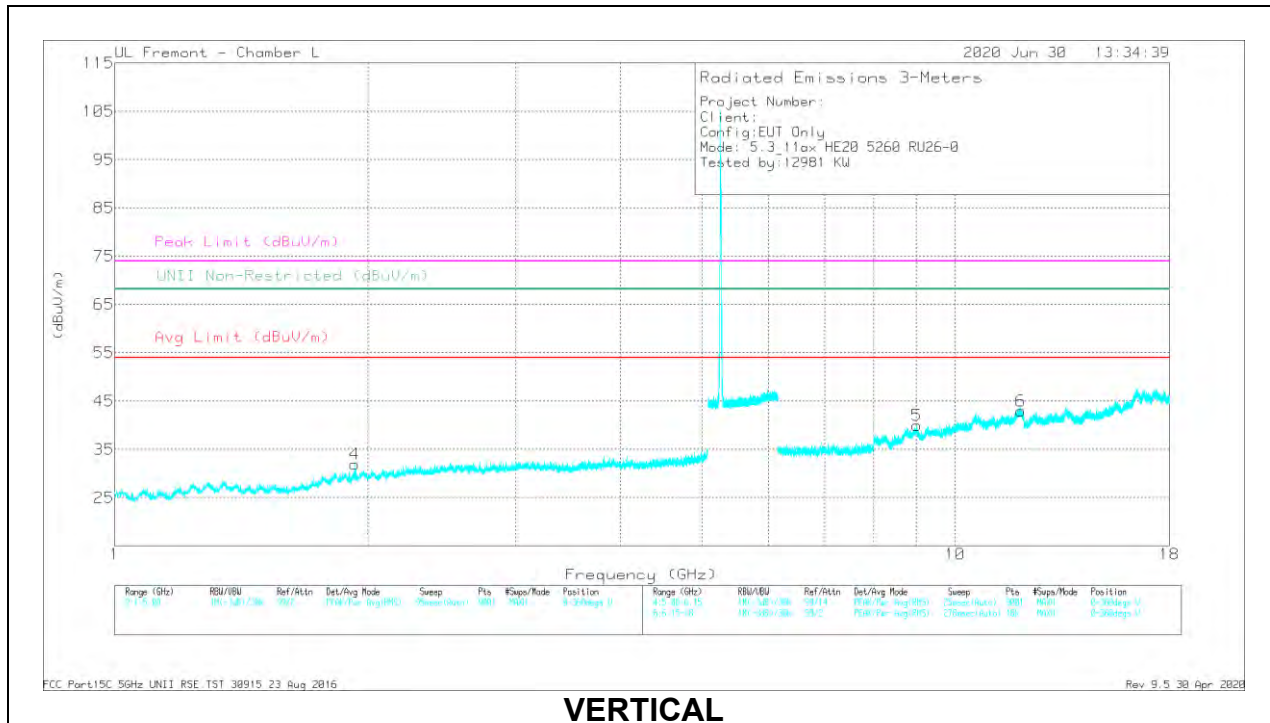
* - indicates frequency in CFR47 Pt 15 / IC RSS-Restricted Band
 Pk - Peak detector
 RMS - RMS detection

HARMONICS AND SPURIOUS EMISSIONS

LOW CHANNEL RESULTS



HORIZONTAL



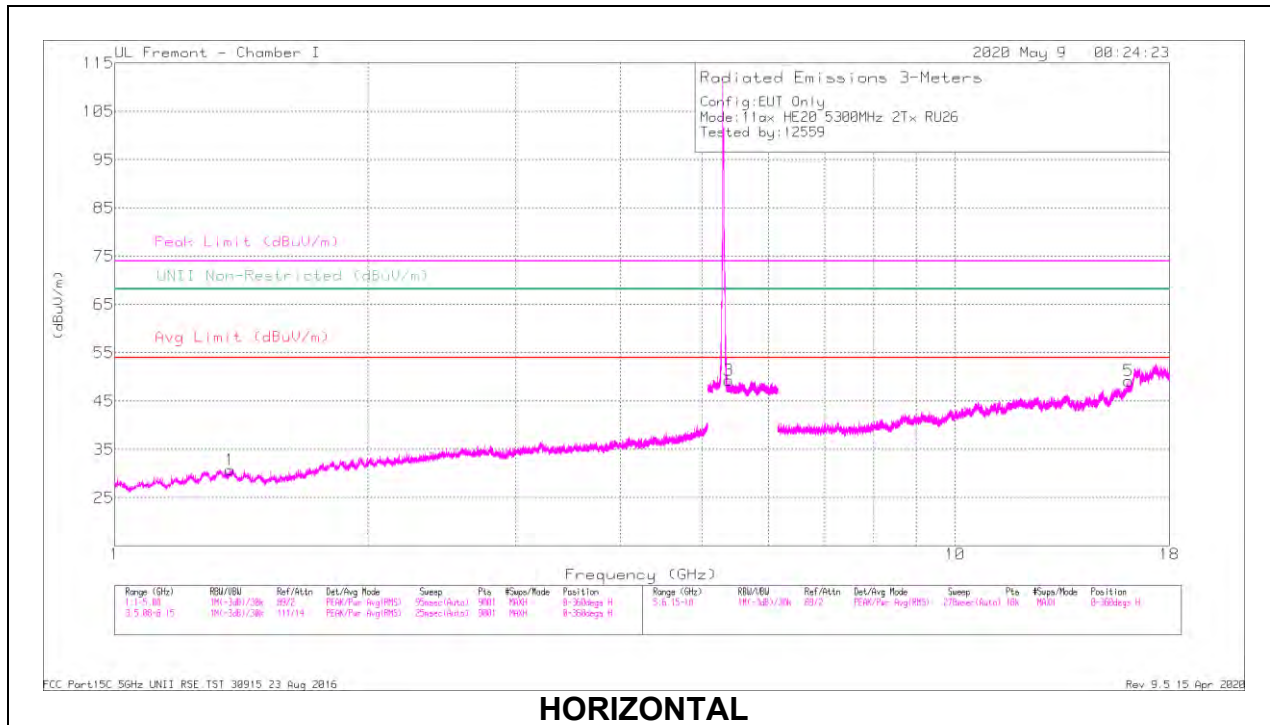
VERTICAL

RADIATED EMISSIONS

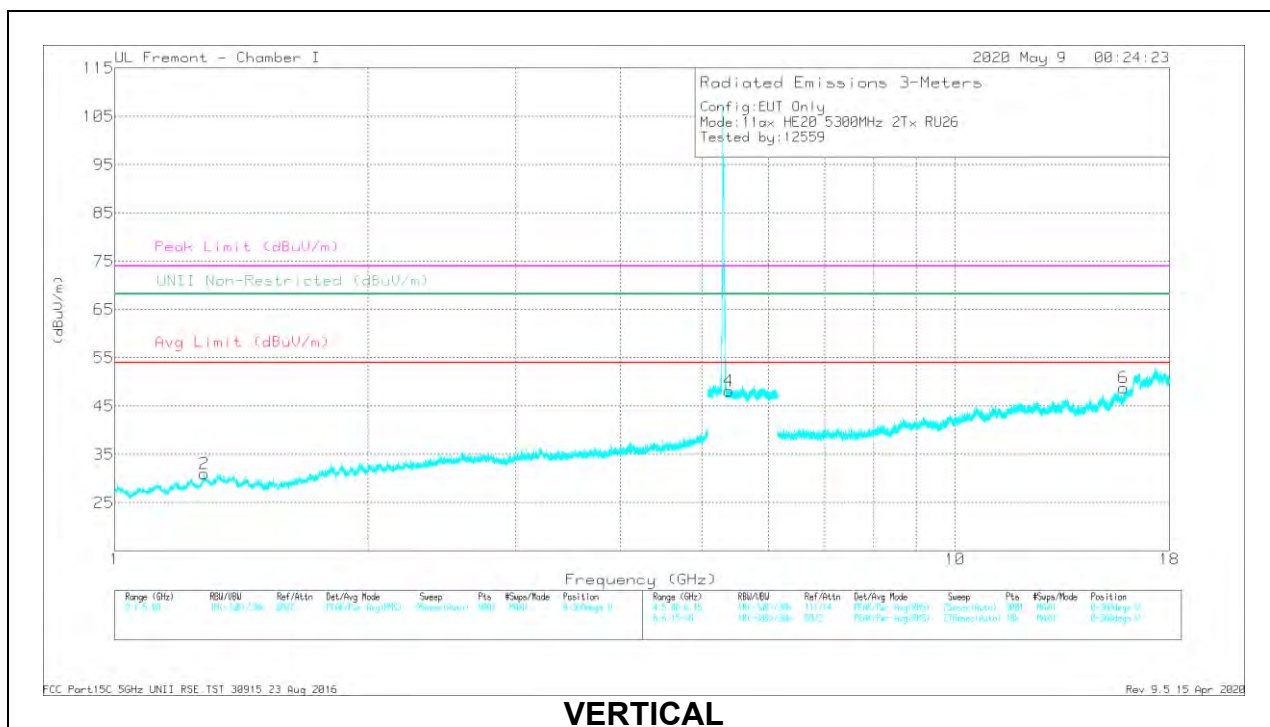
Frequency (GHz)	Meter Reading (dBuV)	Det	AF 344 (dB/m)	Amp/Cb/Filt/Pad (dB)	Corrected Reading (dBuV/m)	Avg Limit (dBuV/m)	Margin (dB)	Peak Limit (dBuV/m)	PK Margin (dB)	UNI Non-Restricted (dBuV/m)	PK Margin (dB)	Azimuth (Degs)	Height (cm)	Polarity
2.57063	38.1	PK-U	32.3	-30.3	40.1	-	-	-	-	68.2	-28.1	243	159	H
2.57411	27.32	ADR	32.3	-30.3	29.32	-	-	-	-	-	-	243	159	H
1.93036	40.71	PK-U	30.6	-32	39.31	-	-	-	-	68.2	-28.89	177	228	V
1.93315	29.66	ADR	30.6	-32	28.26	-	-	-	-	-	-	177	228	V
8.77334	31.17	PK-U	36	-20.5	48.67	-	-	-	-	68.2	-21.53	294	186	H
8.77701	19.58	ADR	36.1	-20.5	35.18	-	-	-	-	-	-	294	186	H
10.58931	30.1	PK-U	37.8	-19.9	48	-	-	-	-	68.2	-20.2	203	233	H
10.58942	20.13	ADR	37.8	-19.9	38.03	-	-	-	-	-	-	203	233	H
* 9.00416	30.15	PK-U	36.1	-20.2	46.05	-	-	74	-27.95	-	-	47	164	V
* 9.00401	20.32	ADR	36.1	-20.2	36.22	54	-17.78	-	-	-	-	47	164	V
* 11.98478	30.17	PK-U	38.7	-19.6	49.27	-	-	74	-24.73	-	-	155	201	V
* 11.98296	20.01	ADR	38.7	-19.6	39.11	54	-14.89	-	-	-	-	155	201	V

* - indicates frequency in CFR47 Pt 15 / IC RSS-Restricted Band
 PK-U - U-NII: Maximum Peak
 ADR - U-NII AD primary method, RMS average

MID CHANNEL RESULTS



HORIZONTAL



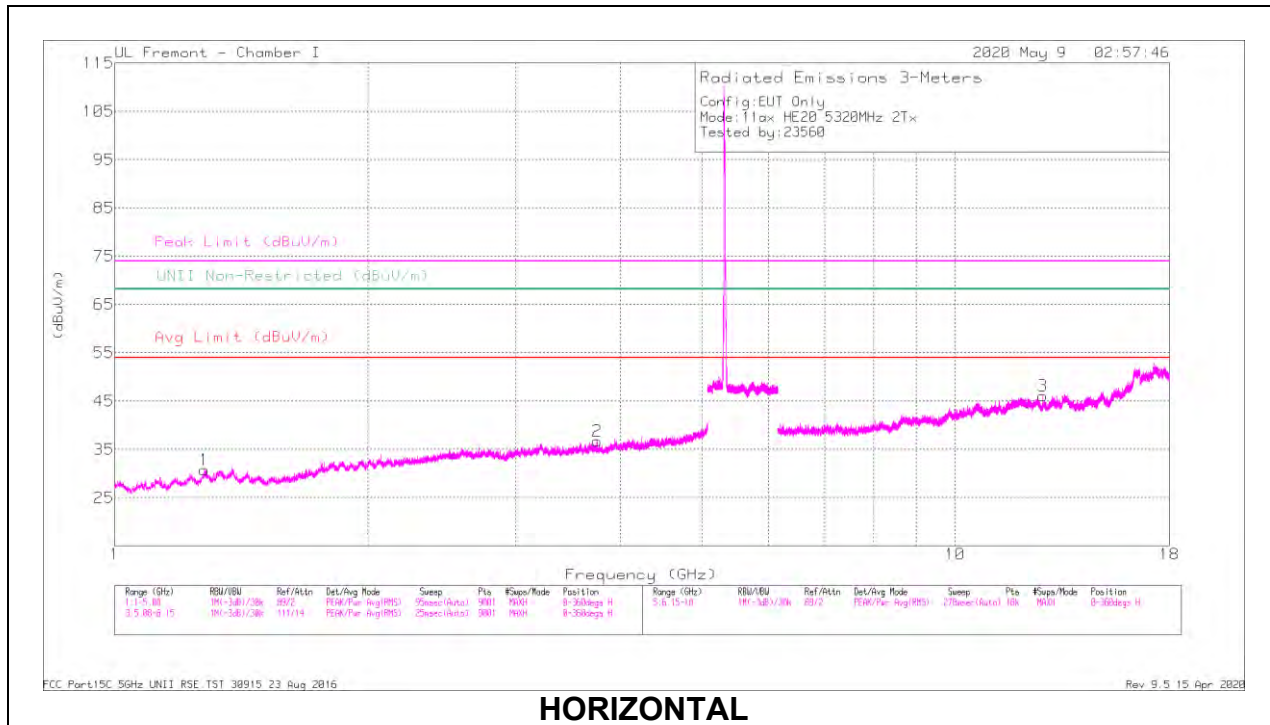
VERTICAL

RADIATED EMISSIONS

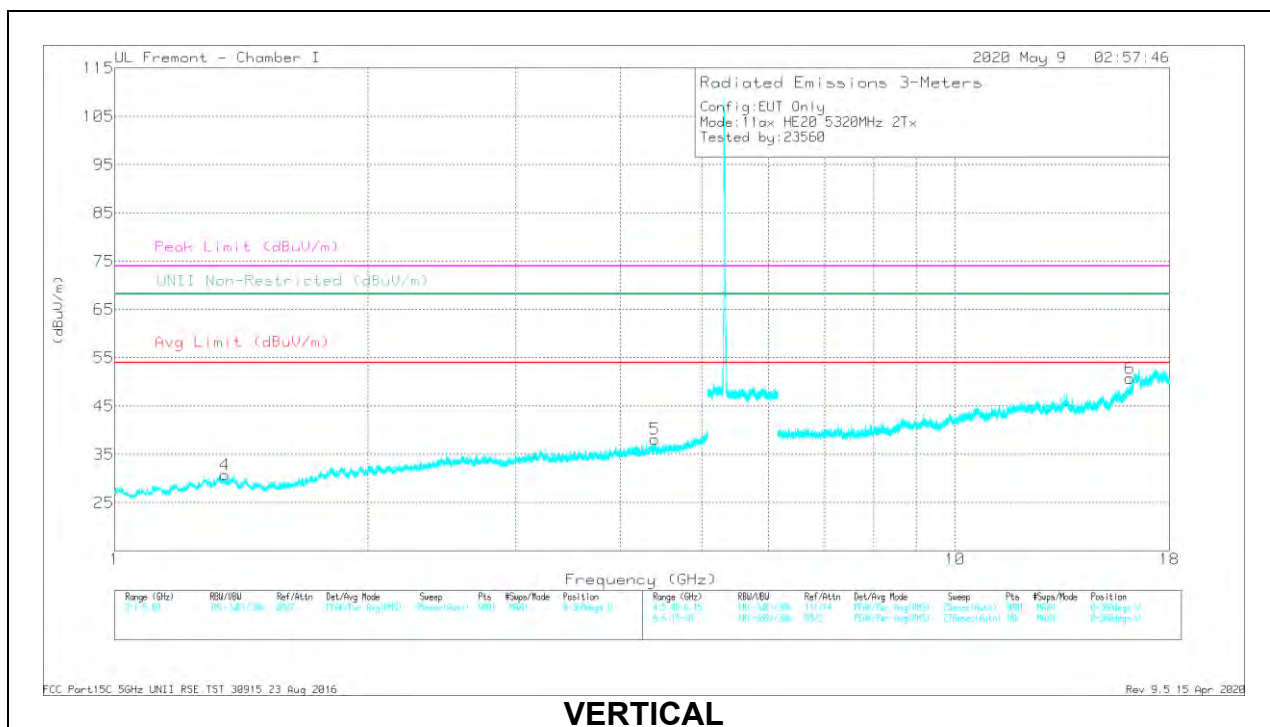
Marker	Frequency (GHz)	Meter Reading (dBµV)	Det	AF T662 (dBm)	Amp/Cbl/Filtr/Pad (dB)	Corrected Reading (dBµV/m)	Avg Limit (dBµV/m)	Margin (dB)	Peak Limit (dBµV/m)	PK Margin (dB)	UNII Non-Restricted (dBµV/m)	PK Margin (dB)	Azimuth (Degs)	Height (cm)	Polarity
1	* 1.37019	38.71	PK-U	29.6	-30	38.31	-	-	74	-35.69	-	-	267	155	H
	* 1.37106	28.49	ADR	29.5	-30	27.99	54	-26.01	-	-	-	-	267	155	H
2	* 1.28028	40.56	PK-U	29.4	-30.5	39.46	-	-	74	-34.54	-	-	84	249	V
	* 1.27849	30.45	ADR	29.4	-30.5	29.35	54	-24.65	-	-	-	-	84	249	V
3	* 5.38526	32.4	PK-U	34.7	-13.6	33.5	-	-	74	-20.5	-	-	180	305	H
	* 5.38464	22.77	ADR	34.7	-13.6	43.87	54	-10.13	-	-	-	-	180	305	H
4	* 5.38164	33.08	PK-U	34.7	-13.6	54.18	-	-	74	-19.82	-	-	279	246	V
	* 5.38294	22.39	ADR	34.7	-13.6	43.49	54	-10.51	-	-	-	-	279	246	V
5	* 16.09492	27.49	PK-U	40.5	-12.6	55.39	-	-	74	-18.61	-	-	307	202	H
	* 16.0935	17.22	ADR	40.5	-12.5	45.22	54	-8.78	-	-	-	-	307	202	H
6	* 15.87365	28.31	PK-U	40.1	-13.3	55.11	-	-	74	-18.89	-	-	197	156	V
	* 15.87388	17.79	ADR	40.1	-13.3	44.59	54	-9.41	-	-	-	-	197	156	V

* - indicates frequency in CFR47 Pt 15 / IC RSS-Restricted Band
 PK-U - U-NII: Maximum Peak
 ADR - U-NII AD primary method, RMS average

HIGH CHANNEL RESULTS



HORIZONTAL



VERTICAL

RADIATED EMISSIONS

Marker	Frequency (GHz)	Meter Reading (dBµV)	Det	AF T622 (dBm)	Amp/Cbl/Filtr/Pad (dB)	Corrected Reading (dBµV/m)	Avg Limit (dBµV/m)	Margin (dB)	Peak Limit (dBµV/m)	PK Margin (dB)	UNII Non-Restricted (dBµV/m)	PK Margin (dB)	Azimuth (Degs)	Height (cm)	Polarity
1	* 1.27884	39.59	PK-U	29.4	-30.5	38.49	-	-	74	-35.51	-	-	14	115	H
	* 1.27589	29.15	ADR	29.3	-30.5	27.95	54	-26.05	-	-	-	-	14	115	H
2	* 3.75167	35.96	PK-U	33	-24.9	44.06	-	-	74	-29.94	-	-	74	270	H
	* 3.75135	25.35	ADR	33	-24.9	33.45	54	-20.55	-	-	-	-	74	270	H
5	* 4.39476	34.31	PK-U	33.6	-23.7	44.21	-	-	74	-29.79	-	-	201	199	V
	* 4.39339	23.62	ADR	33.6	-23.7	33.52	54	-20.48	-	-	-	-	201	199	V
4	* 1.35309	37.95	PK-U	29.7	-30.1	37.55	-	-	74	-36.45	-	-	289	179	V
	* 1.35024	27.87	ADR	29.7	-30.1	27.47	54	-26.53	-	-	-	-	289	179	V
3	12.72229	29.37	PK-U	39	-15.4	52.97	-	-	-	-	68.2	-15.23	180	155	H
	* 16.15662	28.58	PK-U	40.5	-12.8	56.28	-	-	74	-17.72	-	-	337	280	V
	* 16.15725	17.96	ADR	40.5	-12.8	45.66	54	-8.34	-	-	-	-	337	280	V

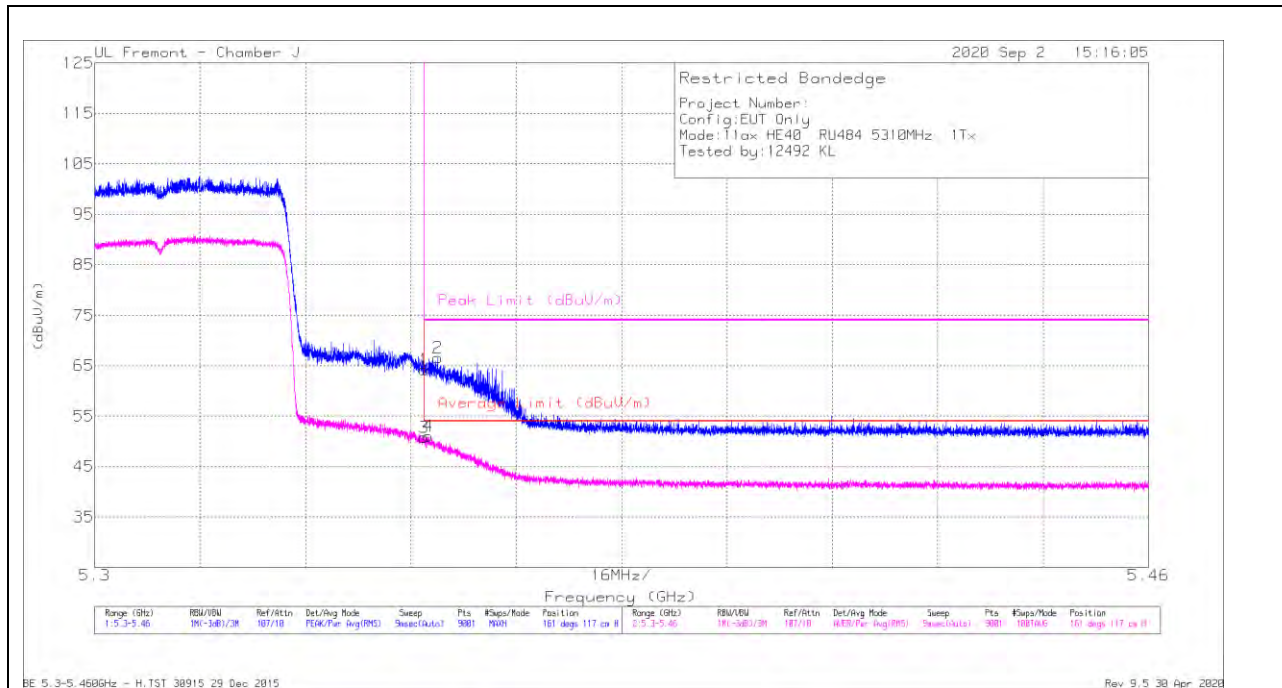
* - indicates frequency in CFR47 Pt 15 / IC RSS-Restricted Band
 PK-U - U-NII: Maximum Peak
 ADR - U-NII AD primary method, RMS average

1.1.11. TX ABOVE 1 GHz 802.11ax HE40 MODE IN THE 5.3 GHz BAND

1TX ANT 5 – SU, RU Index 65

BANDEDGE (HIGH CHANNEL)

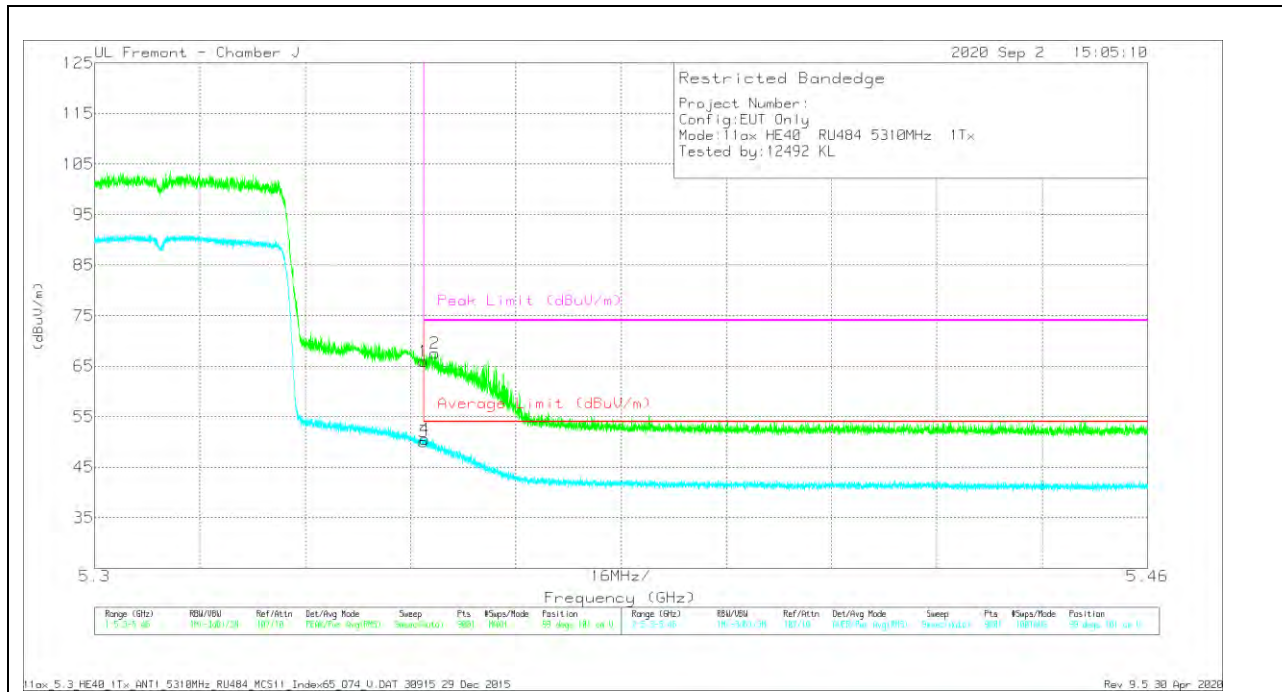
HORIZONTAL RESULT



Marker	Frequency (GHz)	Meter Reading (dBuV)	Det	AF T963 (dB/m)	Amp/CbI/Ftr/Pa d (dB)	Corrected Reading (dBuV/m)	Average Limit (dBuV/m)	Margin (dB)	Peak Limit (dBuV/m)	PK Margin (dB)	Azimuth (Degs)	Height (cm)	Polarity
1	* 5.35001	51.28	Pk	33.3	-20.4	64.18	-	-	74	-9.82	161	117	H
2	* 5.35205	53.71	Pk	33.3	-20.4	66.61	-	-	74	-7.39	161	117	H
3	* 5.35001	37.86	RMS	33.3	-20.4	50.76	54	-3.24	-	-	161	117	H
4	* 5.3507	38.18	RMS	33.3	-20.4	51.08	54	-2.92	-	-	161	117	H

* - indicates frequency in CFR47 Pt 15 / IC RSS-Restricted Band
 Pk - Peak detector
 RMS - RMS detection

VERTICAL RESULT



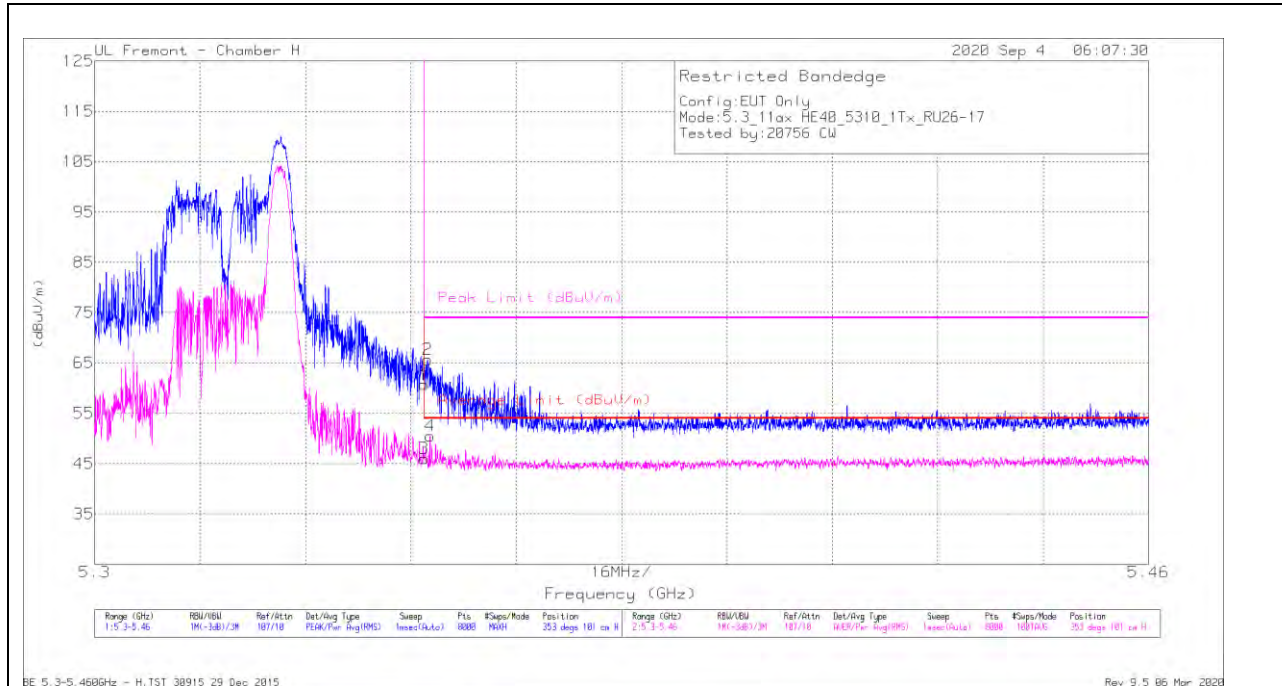
Marker	Frequency (GHz)	Meter Reading (dBuV)	Det	AF T963 (dB/m)	Amp/Cbll/Ftr/Pad (dB)	Corrected Reading (dBuV/m)	Average Limit (dBuV/m)	Margin (dB)	Peak Limit (dBuV/m)	PK Margin (dB)	Azimuth (Degs)	Height (cm)	Polarity
1	* 5.35001	52.99	Pk	33.3	-20.4	65.89	-	-	74	-8.11	99	101	V
2	* 5.35168	54.63	Pk	33.3	-20.4	67.53	-	-	74	-6.47	99	101	V
3	* 5.35001	37.2	RMS	33.3	-20.4	50.1	54	-3.9	-	-	99	101	V
4	* 5.35019	37.65	RMS	33.3	-20.4	50.55	54	-3.45	-	-	99	101	V

* - indicates frequency in CFR47 Pt 15 / IC RSS-Restricted Band
 Pk - Peak detector
 RMS - RMS detection

1TX ANT 5 – 26 Tones, RU Index 17

BANDEDGE (HIGH CHANNEL)

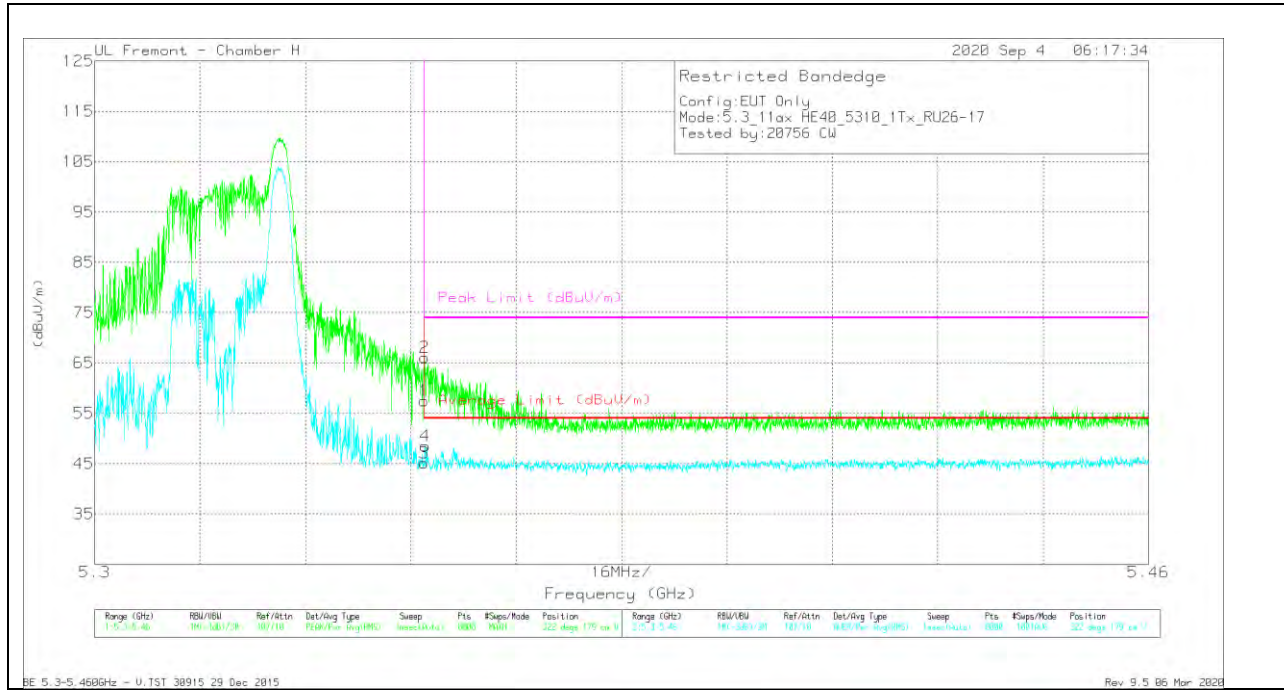
HORIZONTAL RESULT



Marker	Frequency (GHz)	Meter Reading (dBuV)	Det	AF T862 (dB/m)	Amp/Cbll/Filtr/Pa d (dB)	Corrected Reading (dBuV/m)	Average Limit (dBuV/m)	Margin (dB)	Peak Limit (dBuV/m)	PK Margin (dB)	Azimuth (Degs)	Height (cm)	Polarity
1	* 5.35001	47.2	Pk	34.4	-20.9	60.7	-	-	74	-13.3	353	101	H
2	* 5.35057	52.15	Pk	34.4	-20.9	65.65	-	-	74	-8.35	353	101	H
3	* 5.35001	32.57	RMS	34.4	-20.9	46.07	54	-7.93	-	-	353	101	H
4	* 5.35091	36.98	RMS	34.4	-20.9	50.48	54	-3.52	-	-	353	101	H

* - indicates frequency in CFR47 Pt 15 / IC RSS-Restricted Band
 Pk - Peak detector
 RMS - RMS detection

VERTICAL RESULT



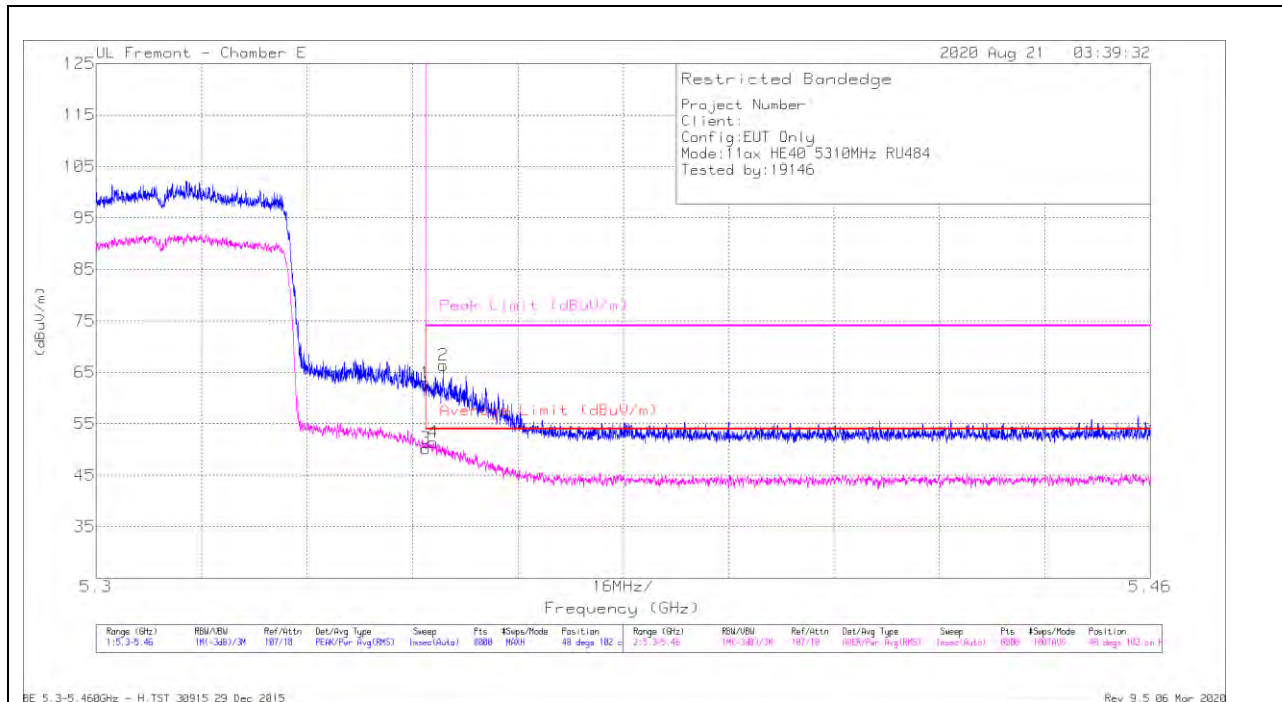
Marker	Frequency (GHz)	Meter Reading (dBuV)	Det	AF T862 (dB/m)	Amp/Cbll/Ftr/Pa d (dB)	Corrected Reading (dBuV/m)	Average Limit (dBuV/m)	Margin (dB)	Peak Limit (dBuV/m)	PK Margin (dB)	Azimuth (Degs)	Height (cm)	Polarity
1	* 5.35001	44.03	Pk	34.4	-20.9	57.53	-	-	74	-16.47	322	179	V
2	* 5.35011	52.55	Pk	34.4	-20.9	66.05	-	-	74	-7.95	322	179	V
3	* 5.35001	31.64	RMS	34.4	-20.9	45.14	54	-8.86	-	-	322	179	V
4	* 5.35017	35.04	RMS	34.4	-20.9	48.54	54	-5.46	-	-	322	179	V

* - indicates frequency in CFR47 Pt 15 / IC RSS-Restricted Band
 Pk - Peak detector
 RMS - RMS detection

1TX ANT 6 – SU, RU Index 65

BANDEDGE (HIGH CHANNEL)

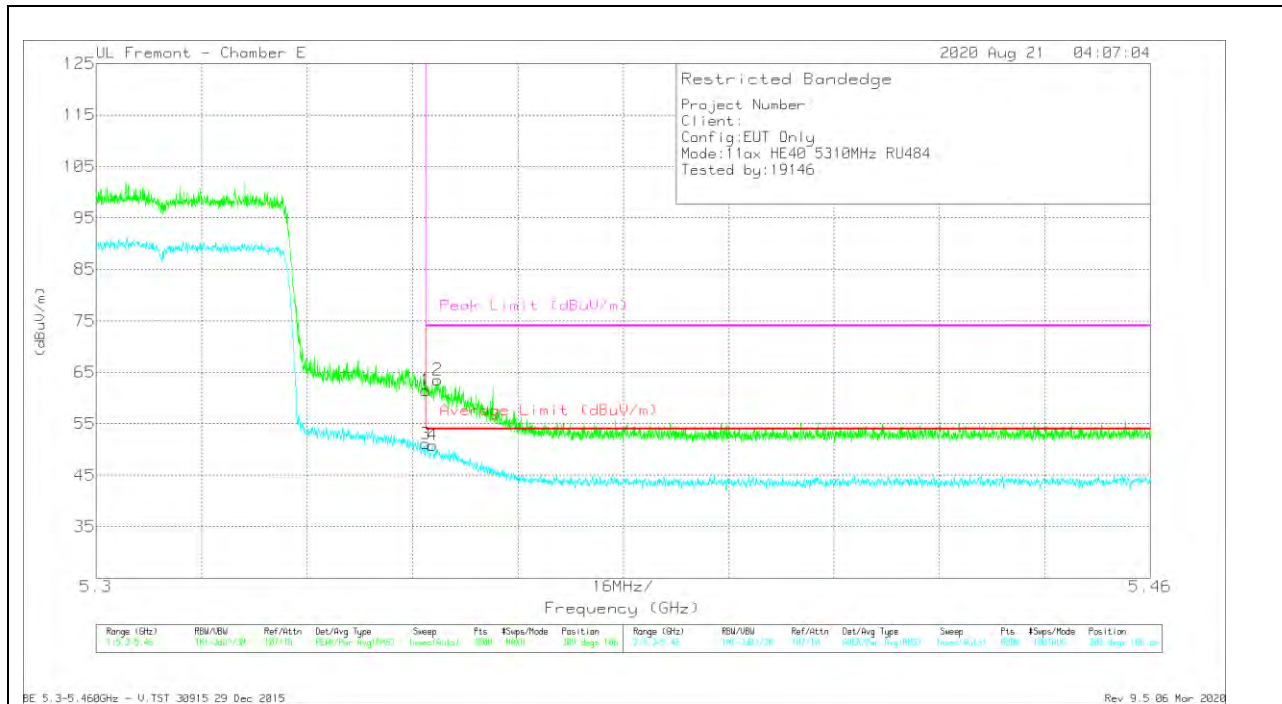
HORIZONTAL RESULT



Marker	Frequency (GHz)	Meter Reading (dBuV)	Det	AF T712 (dB/m)	Amp/Cbl/Filtr/Pad (dB)	Corrected Reading (dBuV/m)	Average Limit (dBuV/m)	Margin (dB)	Peak Limit (dBuV/m)	PK Margin (dB)	Azimuth (Degs)	Height (cm)	Polarity
1	* 5.35001	50.29	Pk	34.5	-21.8	62.99	-	-	74	-11.01	48	102	H
2	* 5.35269	53.57	Pk	34.5	-21.7	66.37	-	-	74	-7.63	48	102	H
3	* 5.35001	37.47	RMS	34.5	-21.8	50.17	54	-3.83	-	-	48	102	H
4	* 5.35119	38.7	RMS	34.5	-21.8	51.4	54	-2.6	-	-	48	102	H

* - indicates frequency in CFR47 Pt 15 / IC RSS-Restricted Band
 Pk - Peak detector
 RMS - RMS detection

VERTICAL RESULT



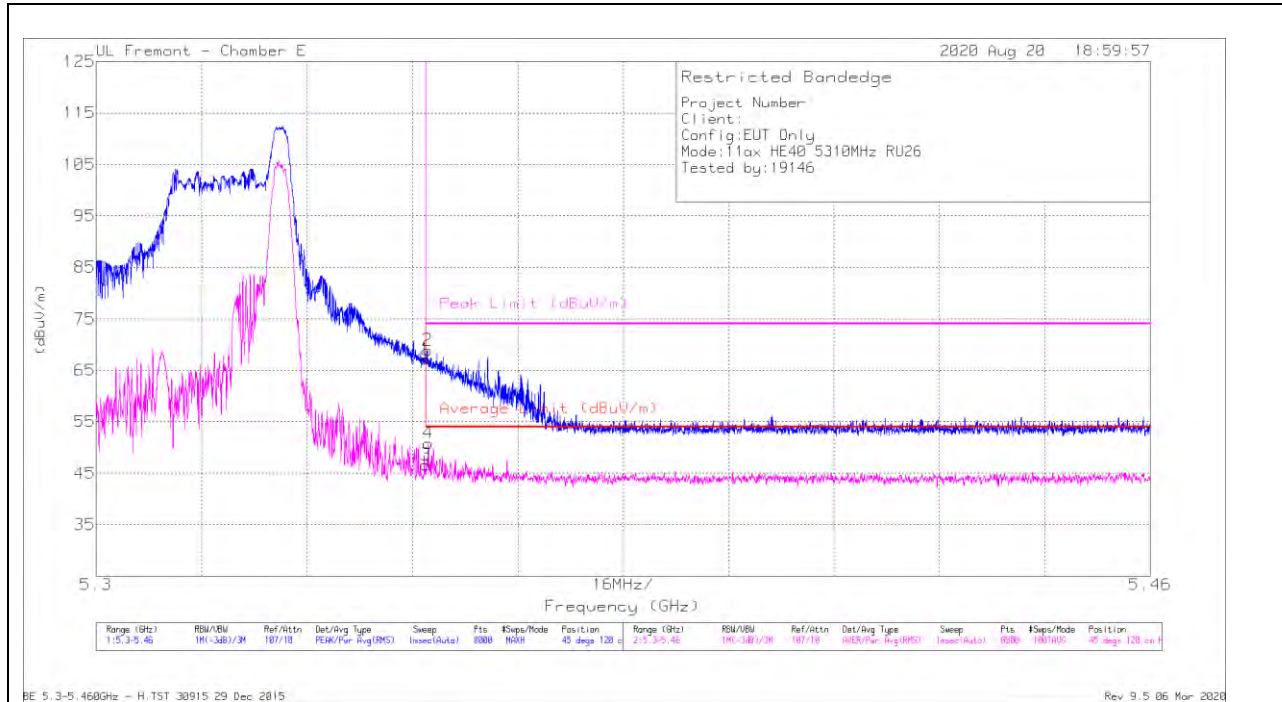
Marker	Frequency (GHz)	Meter Reading (dBuV)	Det	AF T712 (dB/m)	Amp/CBI/Filtr/Pad (dB)	Corrected Reading (dBuV/m)	Average Limit (dBuV/m)	Margin (dB)	Peak Limit (dBuV/m)	PK Margin (dB)	Azimuth (Degs)	Height (cm)	Polarity
1	* 5.35001	48.79	Pk	34.5	-21.8	61.49	-	-	74	-12.51	309	106	V
2	* 5.35183	50.72	Pk	34.5	-21.7	63.52	-	-	74	-10.48	309	106	V
3	* 5.35001	38.42	RMS	34.5	-21.8	51.12	54	-2.88	-	-	309	106	V
4	* 5.35105	38.13	RMS	34.5	-21.8	50.83	54	-3.17	-	-	309	106	V

* - indicates frequency in CFR47 Pt 15 / IC RSS-Restricted Band
 Pk - Peak detector
 RMS - RMS detection

1TX ANT 6 – 26 Tones, RU Index 17

BANDEDGE (HIGH CHANNEL)

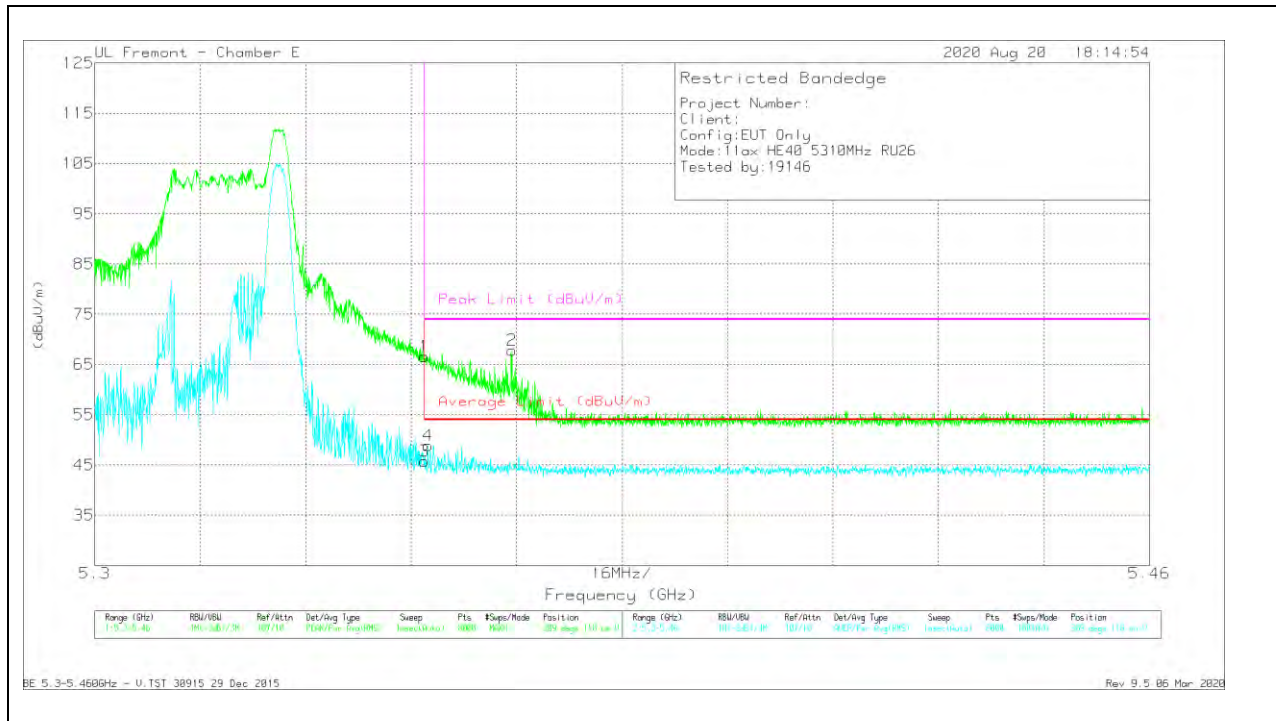
HORIZONTAL RESULT



Marker	Frequency (GHz)	Meter Reading (dBuV)	Det	AF T712 (dB/m)	Amp/Cbl/Fitr/Pad (dB)	Corrected Reading (dBuV/m)	Average Limit (dBuV/m)	Margin (dB)	Peak Limit (dBuV/m)	PK Margin (dB)	Azimuth (Degs)	Height (cm)	Polarity
1	* 5.35001	54.46	Pk	34.5	-21.8	67.16	-	-	74	-6.84	45	120	H
2	* 5.35027	56.18	Pk	34.5	-21.8	68.88	-	-	74	-5.12	45	120	H
3	* 5.35001	33.96	RMS	34.5	-21.8	46.66	54	-7.34	-	-	45	120	H
4	* 5.35043	38.13	RMS	34.5	-21.8	50.83	54	-3.17	-	-	45	120	H

* - indicates frequency in CFR47 Pt 15 / IC RSS-Restricted Band
 Pk - Peak detector
 RMS - RMS detection

VERTICAL RESULT



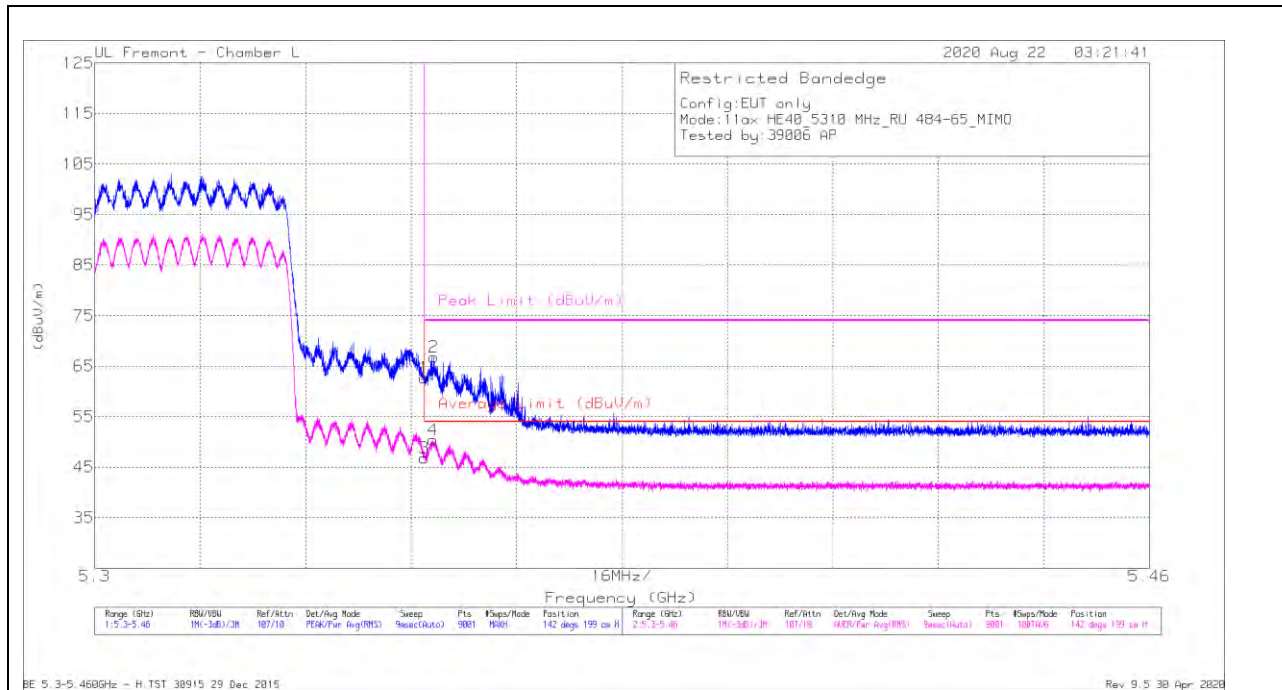
Marker	Frequency (GHz)	Meter Reading (dBuV)	Det	AF T712 (dB/m)	Amp/Cbl/Fitr/Pad (dB)	Corrected Reading (dBuV/m)	Average Limit (dBuV/m)	Margin (dB)	Peak Limit (dBuV/m)	PK Margin (dB)	Azimuth (Degs)	Height (cm)	Polarity
1	* 5.35001	53.85	Pk	34.5	-21.8	66.55	-	-	74	-7.45	309	118	V
2	* 5.36329	55.12	Pk	34.5	-21.8	67.82	-	-	74	-6.18	309	118	V
3	* 5.35001	33.11	RMS	34.5	-21.8	45.81	54	-8.19	-	-	309	118	V
4	* 5.35055	36.16	RMS	34.5	-21.8	48.86	54	-5.14	-	-	309	118	V

* - indicates frequency in CFR47 Pt 15 / IC RSS-Restricted Band
 Pk - Peak detector
 RMS - RMS detection

2TX ANT 5 + ANT 6 OFDMA MODE – SU, RU Index 65

BANDEDGE (HIGH CHANNEL)

HORIZONTAL RESULT



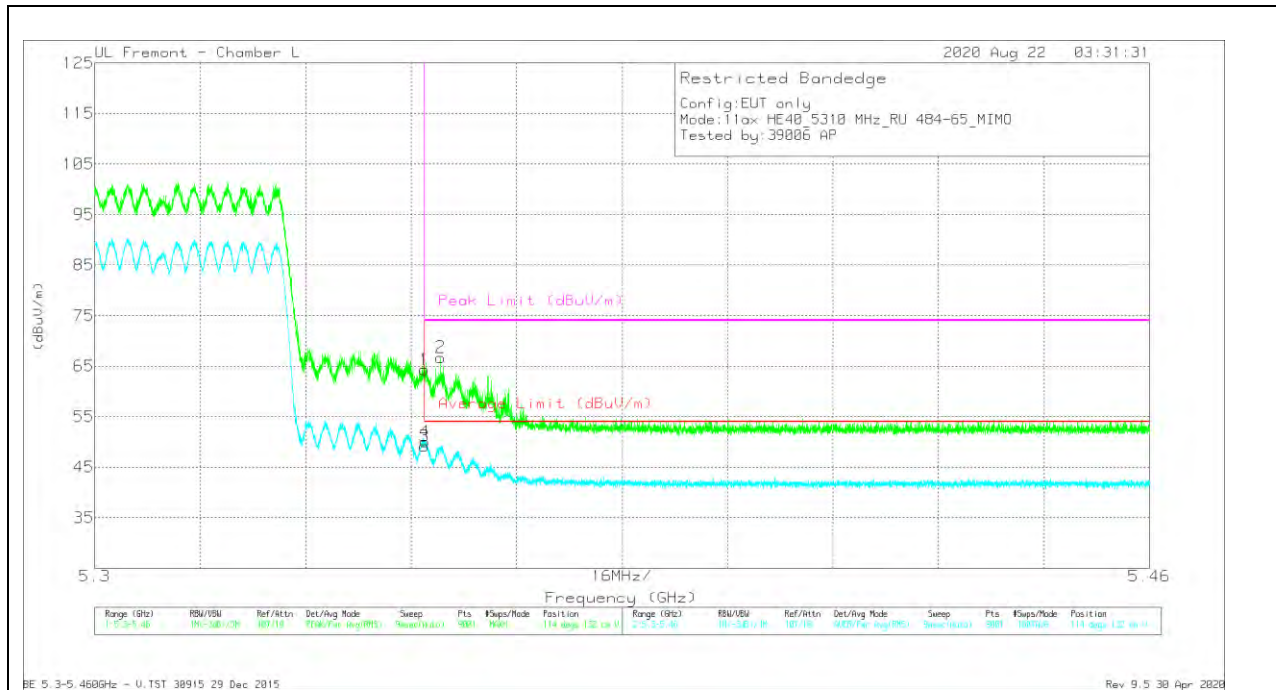
Marker	Frequency (GHz)	Meter Reading (dBuV)	Det	AF 344 (dB/m)	Amp/CbI/Filt/Pa d (dB)	Corrected Reading (dBuV/m)	Average Limit (dBuV/m)	Margin (dB)	Peak Limit (dBuV/m)	PK Margin (dB)	Azimuth (Degs)	Height (cm)	Polarity
1	* 5.35001	45.33	Pk	34.5	-17.1	62.73	-	-	74	-11.27	142	199	H
2	* 5.35145	49.44	Pk	34.5	-17.1	66.84	-	-	74	-7.16	142	199	H
3	* 5.35001	29.44	RMS	34.5	-17.1	46.84	54	-7.16	-	-	142	199	H
4	* 5.35136	33.01	RMS	34.5	-17.1	50.41	54	-3.59	-	-	142	199	H

* - indicates frequency in CFR47 Pt 15 / IC RSS-Restricted Band

Pk - Peak detector

RMS - RMS detection

VERTICAL RESULT

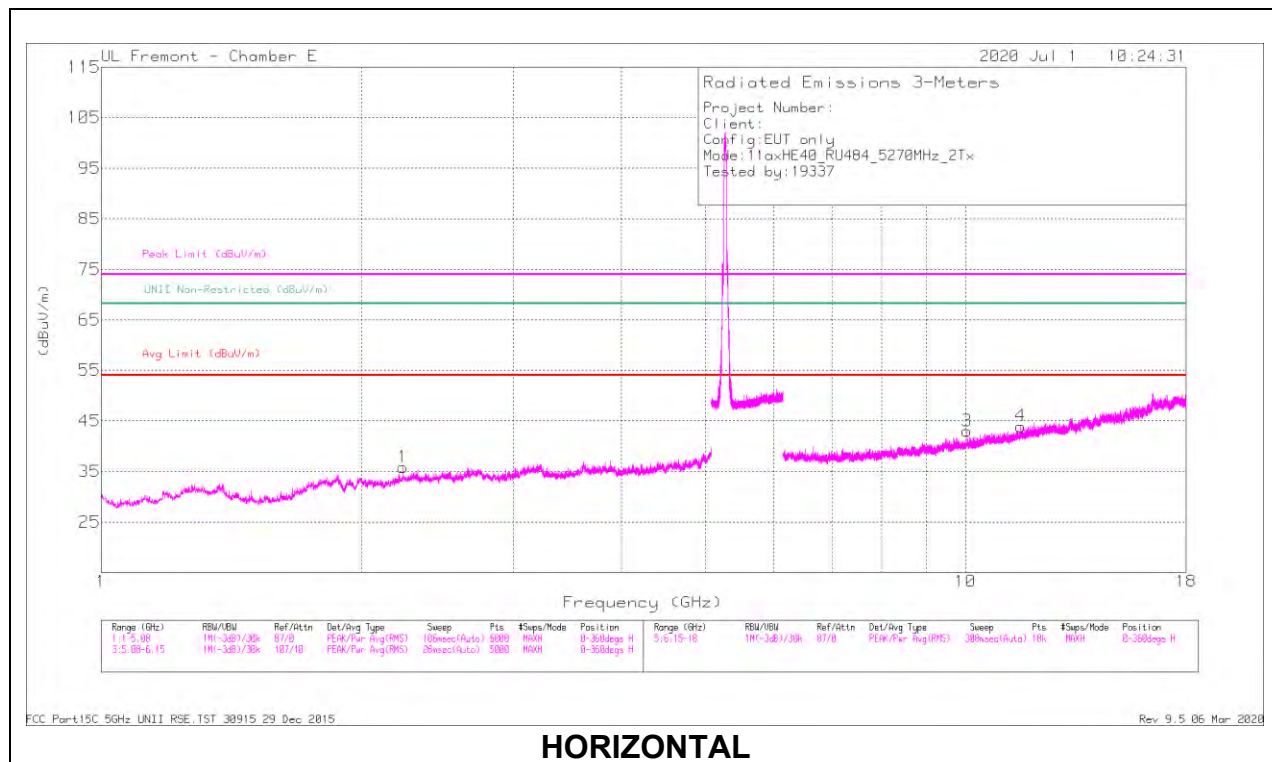


Marker	Frequency (GHz)	Meter Reading (dBuV)	Det	AF 344 (dB/m)	Amp/Cbll/Ftr/Pa d (dB)	Corrected Reading (dBuV/m)	Average Limit (dBuV/m)	Margin (dB)	Peak Limit (dBuV/m)	PK Margin (dB)	Azimuth (Degs)	Height (cm)	Polarity
1	* 5.35001	46.97	Pk	34.5	-17.1	64.37	-	-	74	-9.63	114	132	V
2	* 5.35248	49.34	Pk	34.5	-17.1	66.74	-	-	74	-7.26	114	132	V
3	* 5.35001	31.79	RMS	34.5	-17.1	49.19	54	-4.81	-	-	114	132	V
4	* 5.3501	32.65	RMS	34.5	-17.1	50.05	54	-3.95	-	-	114	132	V

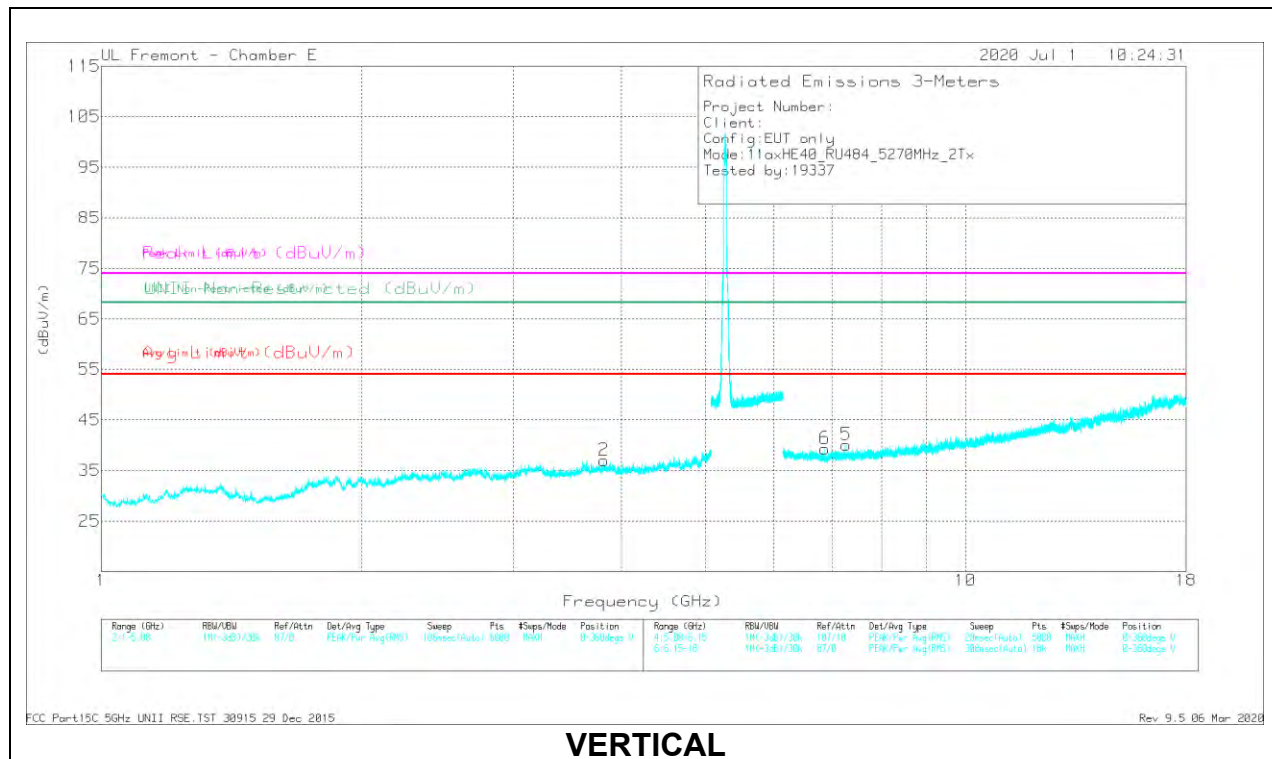
* - indicates frequency in CFR47 Pt 15 / IC RSS-Restricted Band
 Pk - Peak detector
 RMS - RMS detection

HARMONICS AND SPURIOUS EMISSIONS

LOW CHANNEL RESULTS



HORIZONTAL



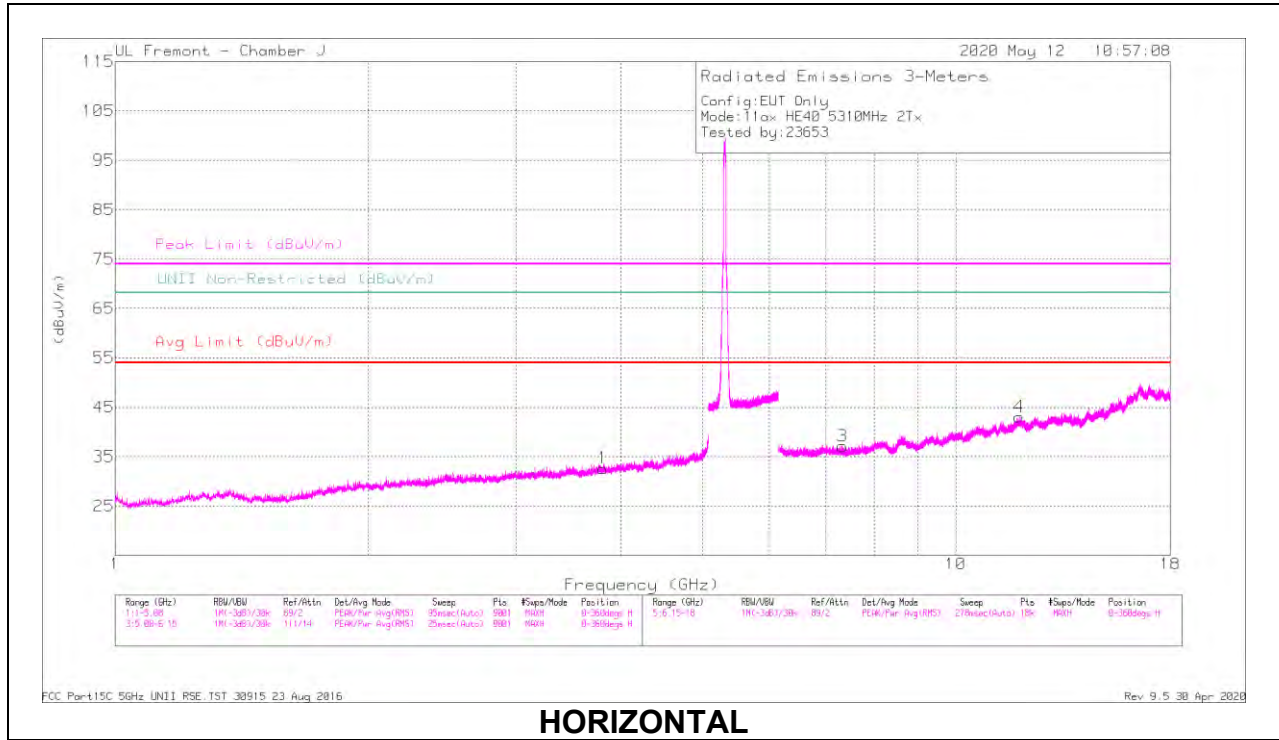
VERTICAL

RADIATED EMISSIONS

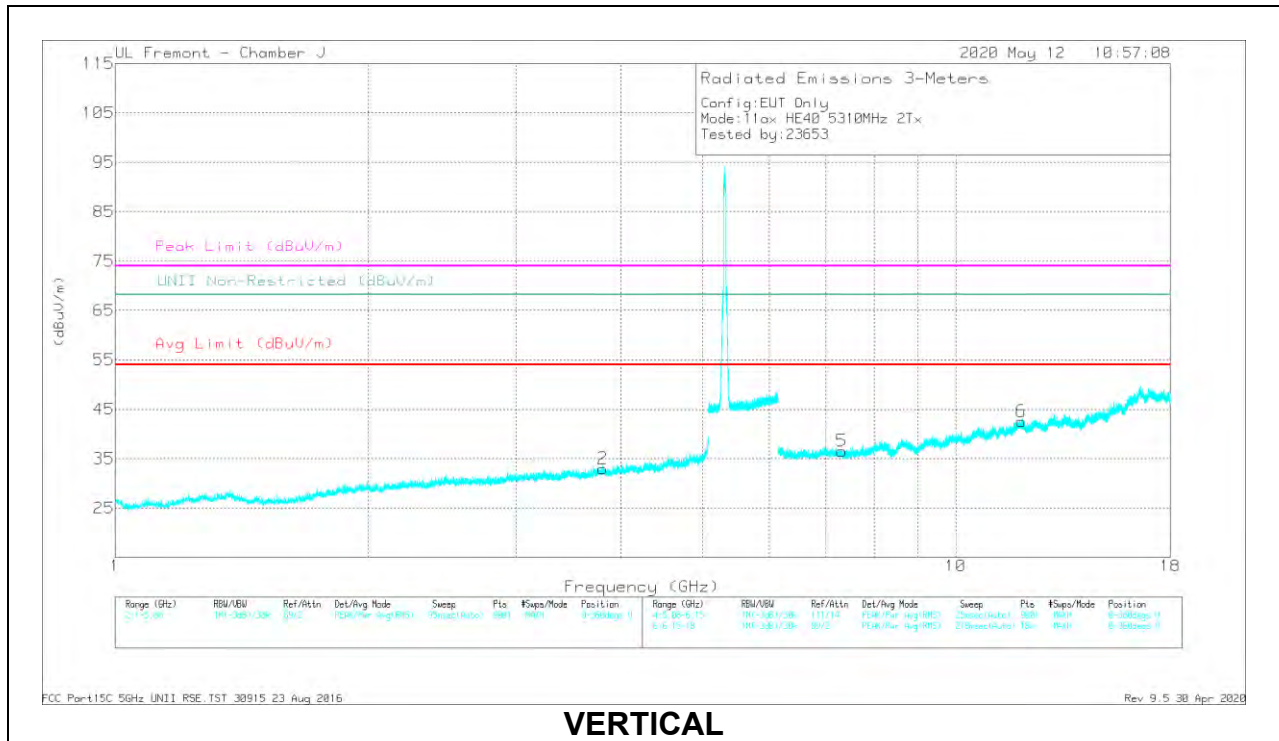
Marker	Frequency (GHz)	Meter Reading (dBµV)	Det	AF T112 (dBm)	Amp/ChkFilt/Pad (dB)	Corrected Reading (dBµV/m)	Avg Limit (dBµV/m)	Margin (dB)	Peak Limit (dBµV/m)	PK Margin (dB)	UNI Non-Restricted (dBµV/m)	PK Margin (dB)	Azimuth (Degs)	Height (cm)	Polarity
1	* 2.23128	45.17	PK-U	31.8	-35.7	41.27	-	-	74	-32.73	-	-	288	200	H
	* 2.23415	33.47	ADR	31.8	-35.6	29.67	54	-24.33	-	-	-	-	288	200	H
2	* 3.81795	42.62	PK-U	33.6	-32.5	43.72	-	-	74	-30.28	-	-	317	163	V
	* 3.81616	31	ADR	33.6	-32.5	32.1	54	-21.9	-	-	-	-	317	163	V
4	* 11.57423	36.04	PK-U	38.2	-24.1	50.14	-	-	74	-23.86	-	-	0	120	H
	* 11.5756	24.12	ADR	38.2	-24.1	38.22	54	-15.78	-	-	-	-	0	120	H
5	* 7.2721	37.97	PK-U	35.5	-28.2	45.27	-	-	74	-28.73	-	-	124	331	V
	* 7.2751	26.74	ADR	35.5	-28.3	33.94	54	-20.06	-	-	-	-	124	331	V
6	6.87921	26.65	ADR	35.8	-28.8	33.65	-	-	-	-	-	-	239	363	V
	6.87969	38.04	PK-U	35.8	-28.8	45.04	-	-	-	-	68.2	-23.16	239	363	V
3	10.03612	25.13	ADR	36.9	-25.4	36.63	-	-	-	-	-	-	178	112	H
	10.03808	36.85	PK-U	36.9	-25.4	48.35	-	-	-	-	68.2	-19.85	178	112	H

* - indicates frequency in CFR47 Pt 15 / IC RSS-Restricted Band
 PK-U - U-NII: Maximum Peak
 ADR - U-NII AD primary method, RMS average

HIGH CHANNEL RESULTS



HORIZONTAL



VERTICAL

RADIATED EMISSIONS

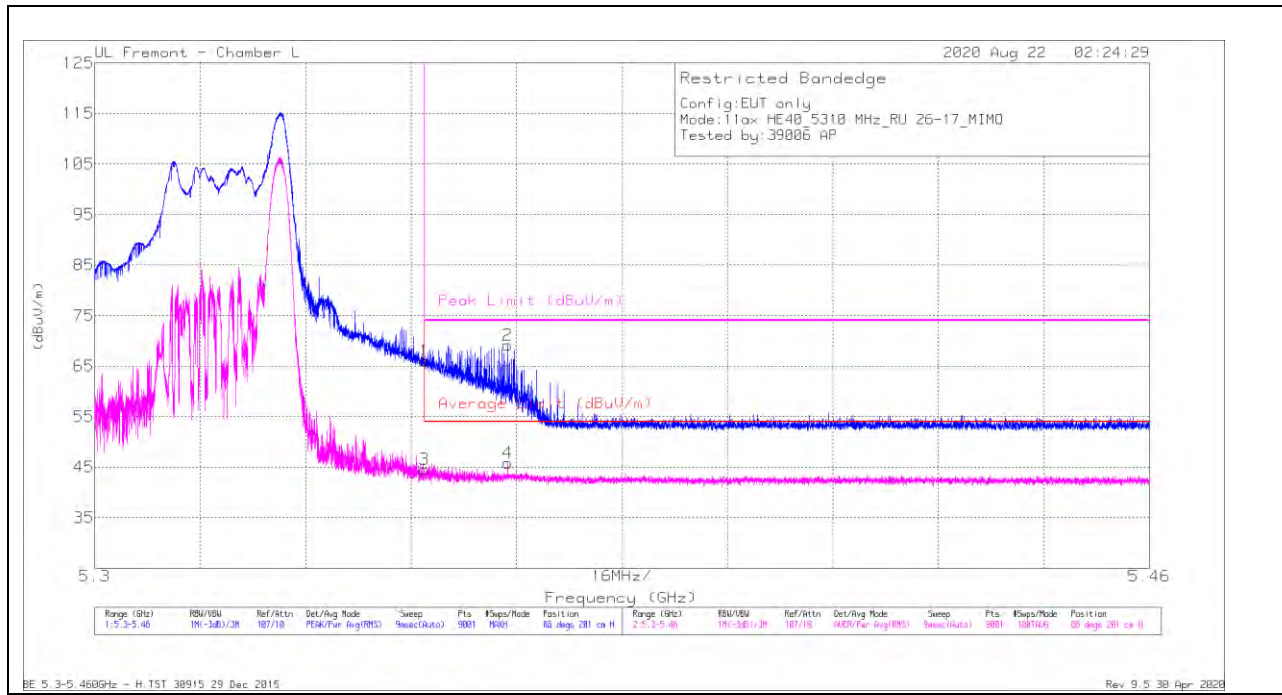
Marker	Frequency (GHz)	Meter Reading (dBµV)	Det	AF T344 (dBm)	AmpChlFilt/Pad (dB)	Corrected Reading (dBµV/m)	Avg Limit (dBµV/m)	Margin (dB)	Peak Limit (dBµV/m)	PK Margin (dB)	UNII Non-Restricted (dBµV/m)	PK Margin (dB)	Azimuth (Degs)	Height (cm)	Polarity
1	* 3.80243	40.09	PK-U	33.5	-32.4	41.19	-	-	74	-32.81	-	-	162	244	H
	* 3.80122	29.83	ADR	33.5	-32.4	30.93	54	-23.07	-	-	-	-	162	244	H
2	* 3.80262	39.94	PK-U	33.5	-32.4	41.04	-	-	74	-32.96	-	-	80	386	V
	* 3.80316	30.03	ADR	33.5	-32.4	31.13	54	-22.87	-	-	-	-	80	386	V
3	* 7.33353	36.2	PK-U	35.5	-27.4	44.3	-	-	74	-29.7	-	-	194	265	H
	* 7.33395	26.14	ADR	35.5	-27.4	34.24	54	-19.76	-	-	-	-	194	265	H
4	* 11.89748	34.73	PK-U	38.6	-22.7	50.63	-	-	74	-23.37	-	-	242	168	H
	* 11.89664	23.58	ADR	38.6	-22.7	39.48	54	-14.52	-	-	-	-	242	168	H
5	* 7.32163	37.55	PK-U	35.5	-27.3	45.75	-	-	74	-28.25	-	-	84	210	V
	* 7.32179	26.42	ADR	35.5	-27.3	34.62	54	-19.38	-	-	-	-	84	210	V
6	* 11.9655	33.64	PK-U	38.6	-22.5	49.74	-	-	74	-24.26	-	-	176	164	V
	* 11.96208	23.16	ADR	38.6	-22.5	39.26	54	-14.74	-	-	-	-	176	164	V

* - indicates frequency in CFR47 Pt 15 / IC RSS-Restricted Band
 PK-U - U-NII: Maximum Peak
 ADR - U-NII AD primary method, RMS average

2TX ANT 5 + ANT 6 OFDMA MODE – 26 Tones, RU Index 17

BANDEDGE (HIGH CHANNEL)

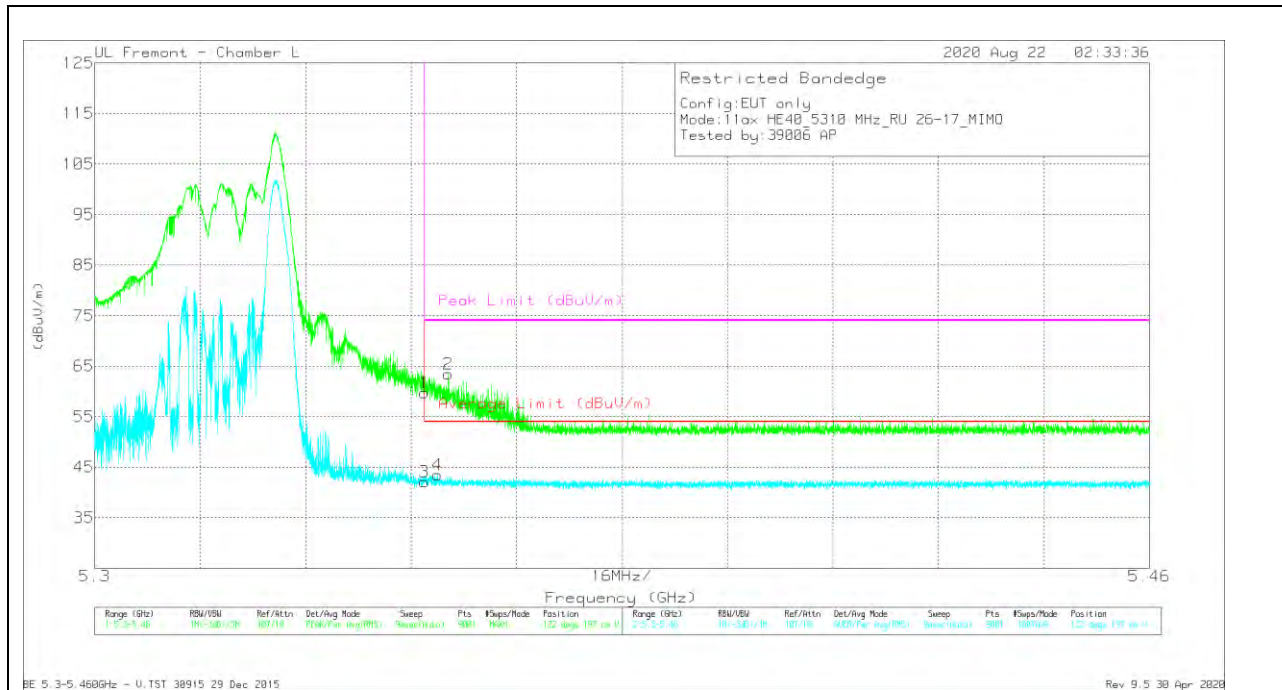
HORIZONTAL RESULT



Marker	Frequency (GHz)	Meter Reading (dBuV)	Det	AF 344 (dB/m)	Amp/CbI/Filt/Pa d (dB)	Corrected Reading (dBuV/m)	Average Limit (dBuV/m)	Margin (dB)	Peak Limit (dBuV/m)	PK Margin (dB)	Azimuth (Degs)	Height (cm)	Polarity
1	* 5.35001	48.69	Pk	34.5	-17.1	66.09	-	-	74	-7.91	86	201	H
2	* 5.36267	51.61	Pk	34.5	-17	69.11	-	-	74	-4.89	86	201	H
3	* 5.35001	27.13	RMS	34.5	-17.1	44.53	54	-9.47	-	-	86	201	H
4	* 5.36265	28.36	RMS	34.5	-17	45.86	54	-8.14	-	-	86	201	H

* - indicates frequency in CFR47 Pt 15 / IC RSS-Restricted Band
 Pk - Peak detector
 RMS - RMS detection

VERTICAL RESULT

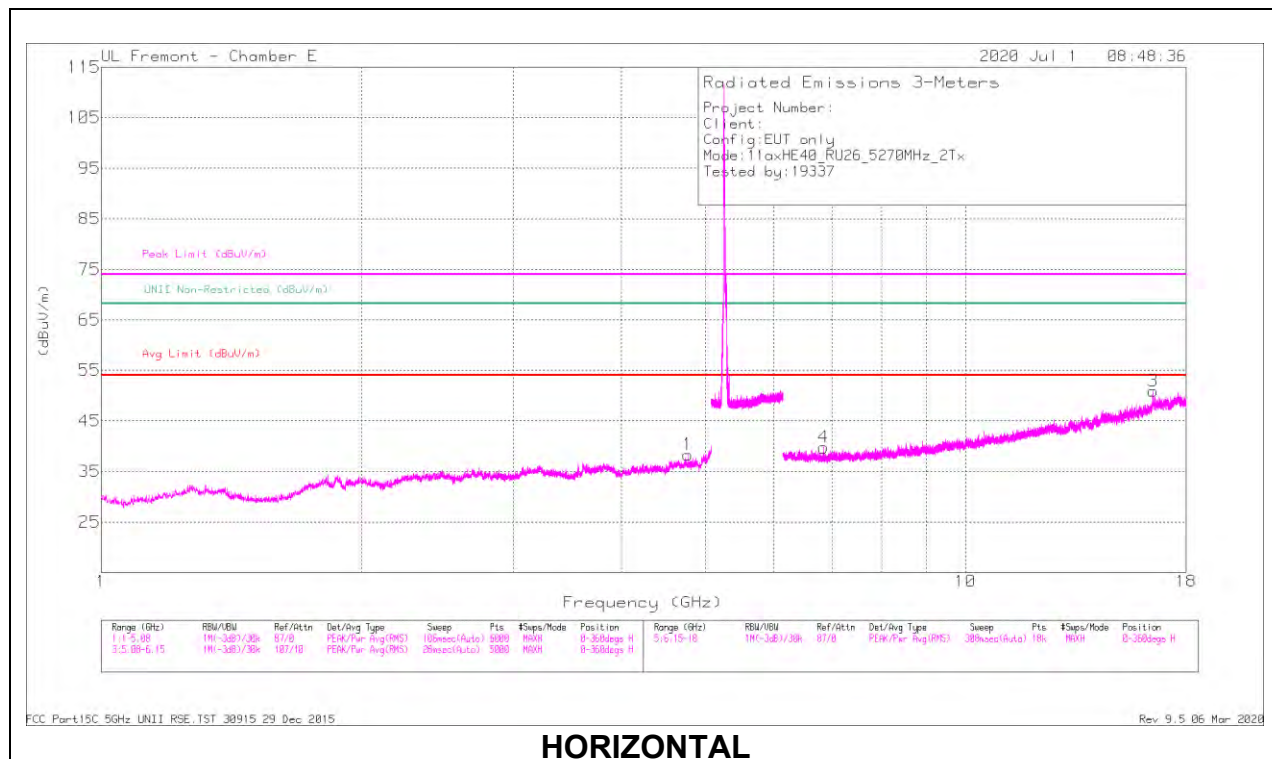


Marker	Frequency (GHz)	Meter Reading (dBuV)	Det	AF 344 (dB/m)	Amp/Cb/Filt/Pa d (dB)	Corrected Reading (dBuV/m)	Average Limit (dBuV/m)	Margin (dB)	Peak Limit (dBuV/m)	PK Margin (dB)	Azimuth (Degs)	Height (cm)	Polarity
1	* 5.35001	42.29	Pk	34.5	-17.1	59.69	-	-	74	-14.31	122	197	V
2	* 5.35365	46.03	Pk	34.5	-17.1	63.43	-	-	74	-10.57	122	197	V
3	* 5.35001	24.65	RMS	34.5	-17.1	42.05	54	-11.95	-	-	122	197	V
4	* 5.35198	26.05	RMS	34.5	-17.1	43.45	54	-10.55	-	-	122	197	V

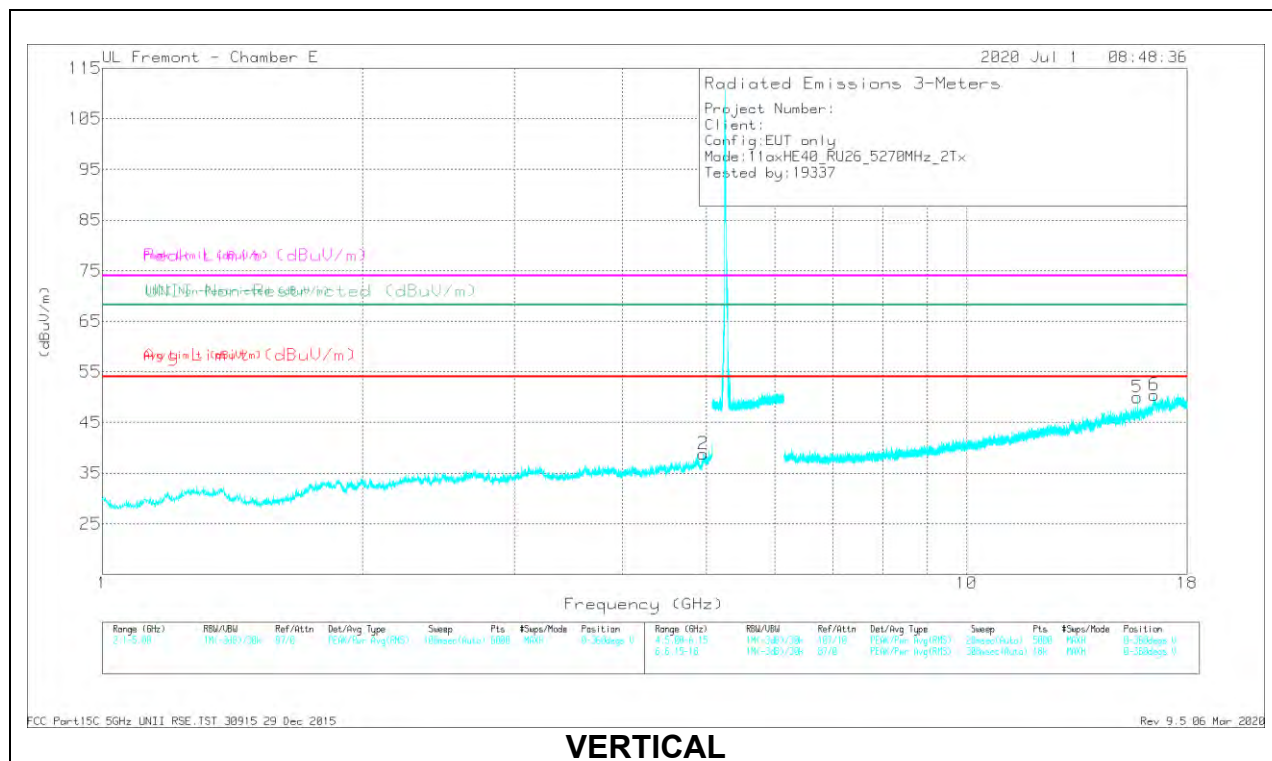
* - indicates frequency in CFR47 Pt 15 / IC RSS-Restricted Band
 Pk - Peak detector
 RMS - RMS detection

HARMONICS AND SPURIOUS EMISSIONS

LOW CHANNEL RESULTS



HORIZONTAL



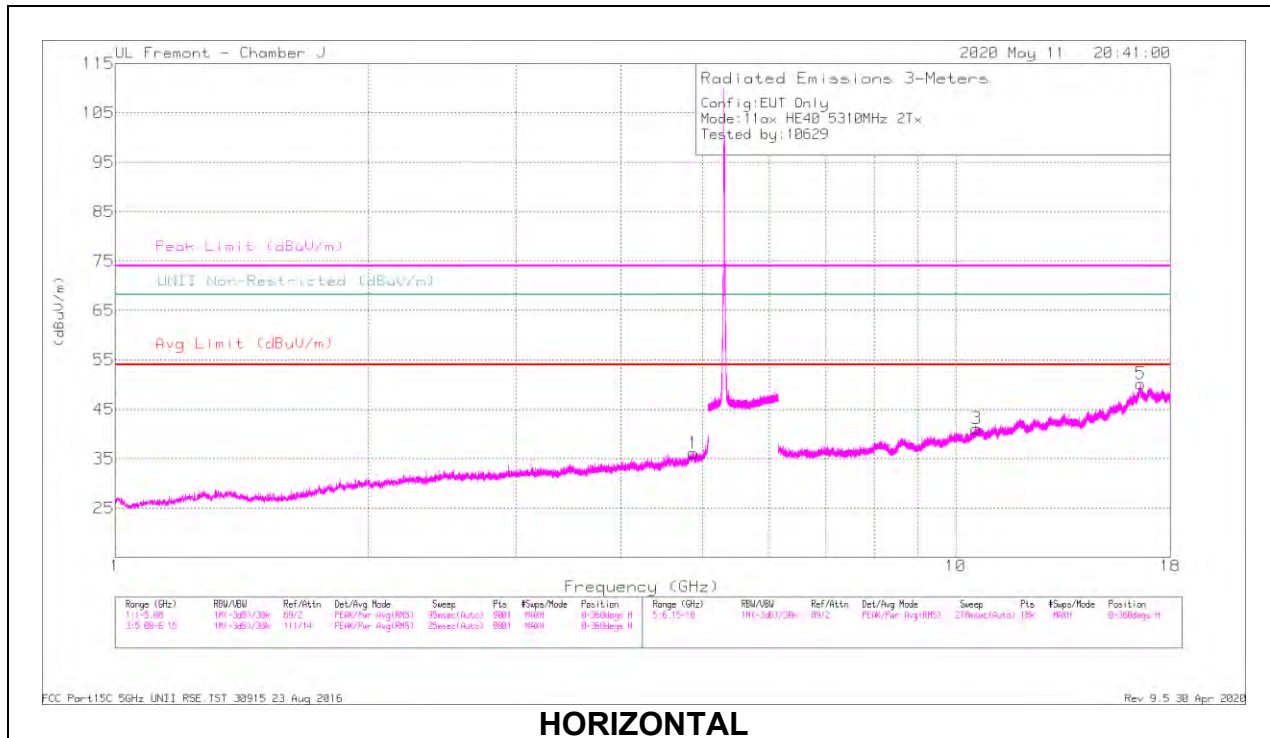
VERTICAL

RADIATED EMISSIONS

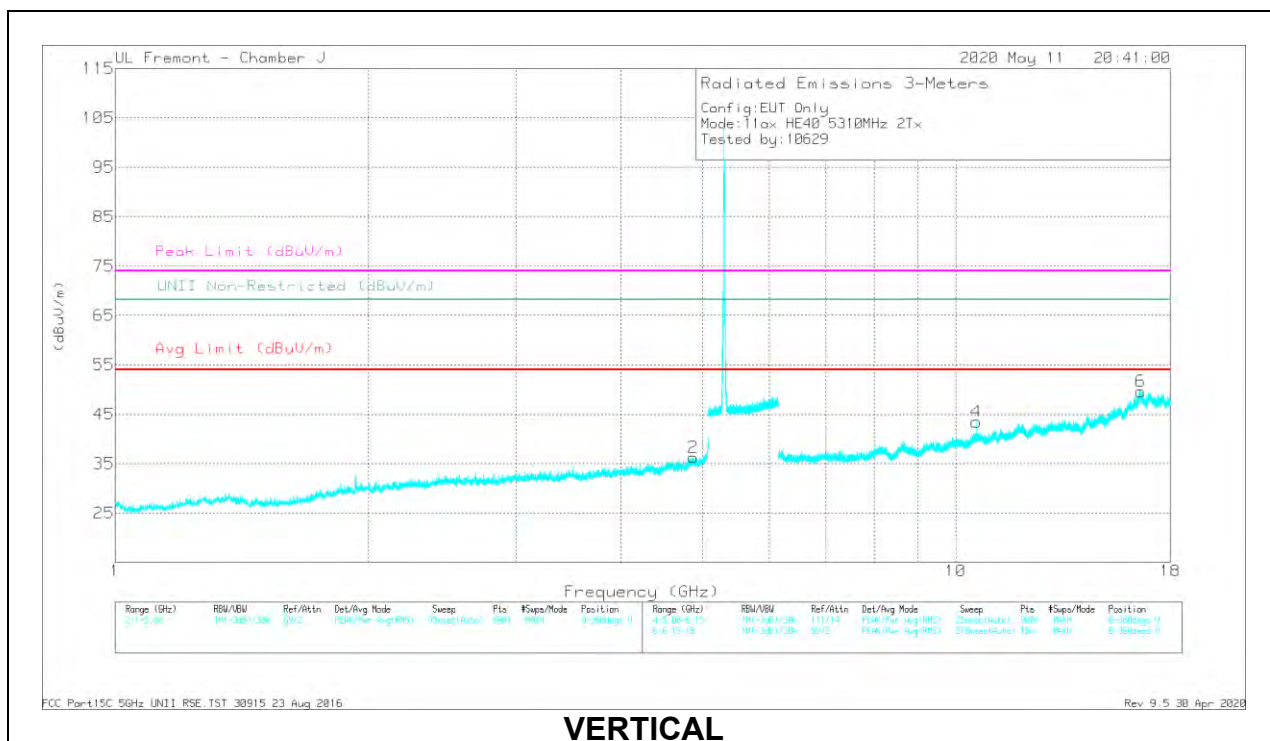
Marker	Frequency (GHz)	Meter Reading (dBµV)	Det	AF T112 (dBm)	Amp/ChkFilt/Pad (dB)	Corrected Reading (dBµV/m)	Avg Limit (dBµV/m)	Margin (dB)	Peak Limit (dBµV/m)	PK Margin (dB)	UNI Non-Restricted (dBµV/m)	PK Margin (dB)	Azimuth (Degs)	Height (cm)	Polarity
1	* 4.77586	41.83	PK-U	34.2	-31.4	44.63	-	-	74	-29.37	-	-	80	265	H
	* 4.77484	29.42	ADR	34.2	-31.4	32.22	54	-21.78	-	-	-	-	80	265	H
2	* 4.95516	41.54	PK-U	34.1	-30.5	45.14	-	-	74	-28.86	-	-	79	143	V
	* 4.95364	30.09	ADR	34.1	-30.5	33.69	54	-20.31	-	-	-	-	79	143	V
5	* 15.75736	35.08	PK-U	40.2	-21.2	54.08	-	-	74	-19.91	-	-	106	203	V
	* 15.75495	23.57	ADR	40.2	-21.3	42.47	54	-11.53	-	-	-	-	106	203	V
4	6.85038	38.82	PK-U	35.7	-28.7	45.82	-	-	-	-	68.2	-22.38	33	296	H
	6.85173	26.77	ADR	35.7	-28.7	33.77	-	-	-	-	-	-	33	296	H
3	16.47462	22.94	ADR	41.4	-18.7	45.64	-	-	-	-	-	-	354	168	H
	16.47587	34.65	PK-U	41.4	-18.7	57.35	-	-	-	-	68.2	-10.85	354	168	H
6	16.47671	34.54	PK-U	41.4	-18.7	57.24	-	-	-	-	68.2	-10.96	146	298	V
	16.4789	23.06	ADR	41.4	-18.7	45.76	-	-	-	-	-	-	146	298	V

* - indicates frequency in CFR47 Pt 15 / IC RSS-Restricted Band
 PK-U - U-NII: Maximum Peak
 ADR - U-NII AD primary method, RMS average

HIGH CHANNEL RESULTS



HORIZONTAL



VERTICAL

RADIATED EMISSIONS

Marker	Frequency (GHz)	Meter Reading (dBu)	Det	AF T344 (dBm)	Amp/Cbl/Ftr/Pad (dB)	Corrected Reading (dBuV/m)	Avg Limit (dBuV/m)	Margin (dB)	Peak Limit (dBuV/m)	PK Margin (dB)	UNII Non-Restricted (dBuV/m)	PK Margin (dB)	Azimuth (Degs)	Height (cm)	Polarity
1	* 4.87558	39.73	PK-U	34.2	-29.7	44.23	-	-	74	-29.77	-	-	131	168	H
	* 4.87428	29.8	ADR	34.1	-29.7	34.2	54	-19.8	-	-	-	-	131	168	H
2	* 4.87345	39.71	PK-U	34.1	-29.7	44.11	-	-	74	-29.89	-	-	170	199	V
	* 4.87693	29.66	ADR	34.2	-29.7	34.16	54	-19.84	-	-	-	-	170	199	V
3	10.58379	38.83	PK-U	37.9	-24.8	51.93	-	-	-	-	68.2	-16.27	228	101	H
5	16.59585	33.89	PK-U	42.2	-19	57.09	-	-	-	-	68.2	-11.11	87	179	H
4	10.58429	39.75	PK-U	37.9	-24.8	52.85	-	-	-	-	68.2	-15.35	277	101	V
6	16.59654	33.78	PK-U	42.1	-19	56.88	-	-	-	-	68.2	-11.32	28	152	V

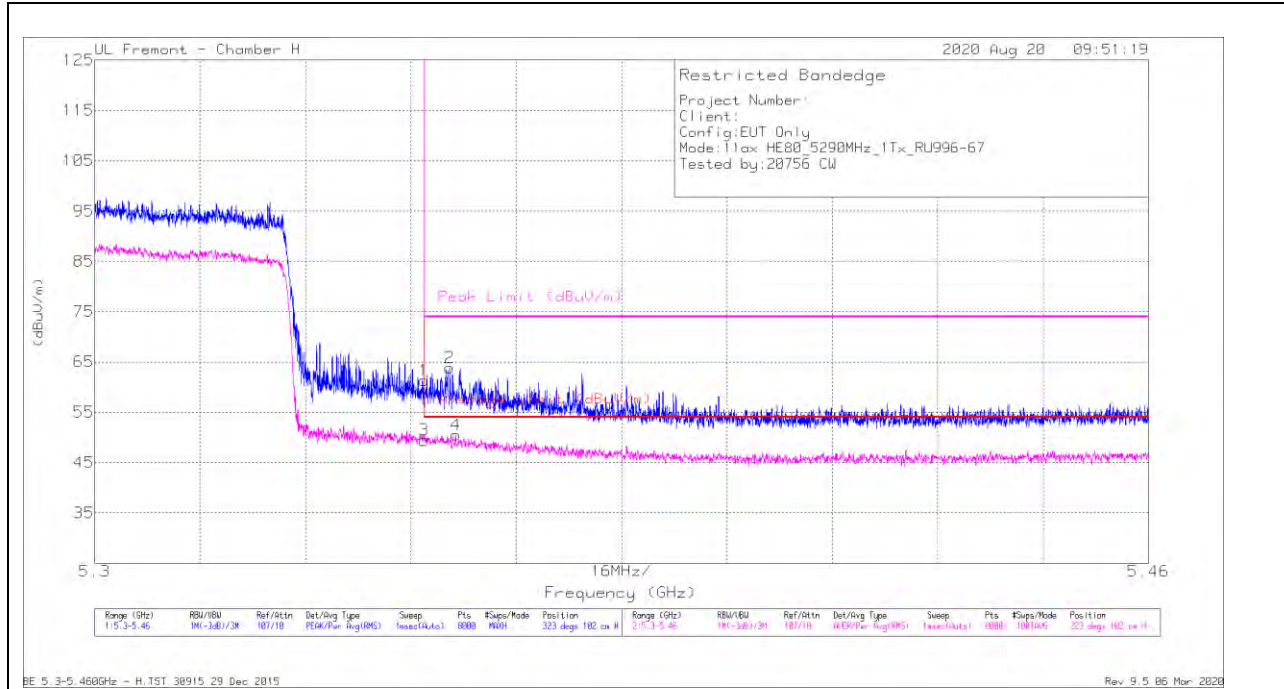
* - indicates frequency in CFR47 Pt 15 / IC RSS-Restricted Band
 PK-U - U-NII: Maximum Peak
 ADR - U-NII AD primary method, RMS average

1.1.12. TX ABOVE 1 GHz 802.11ax HE80 MODE IN THE 5.3 GHz BAND

1TX ANT 5 – SU, RU Index 67

BANDEDGE (MID CHANNEL)

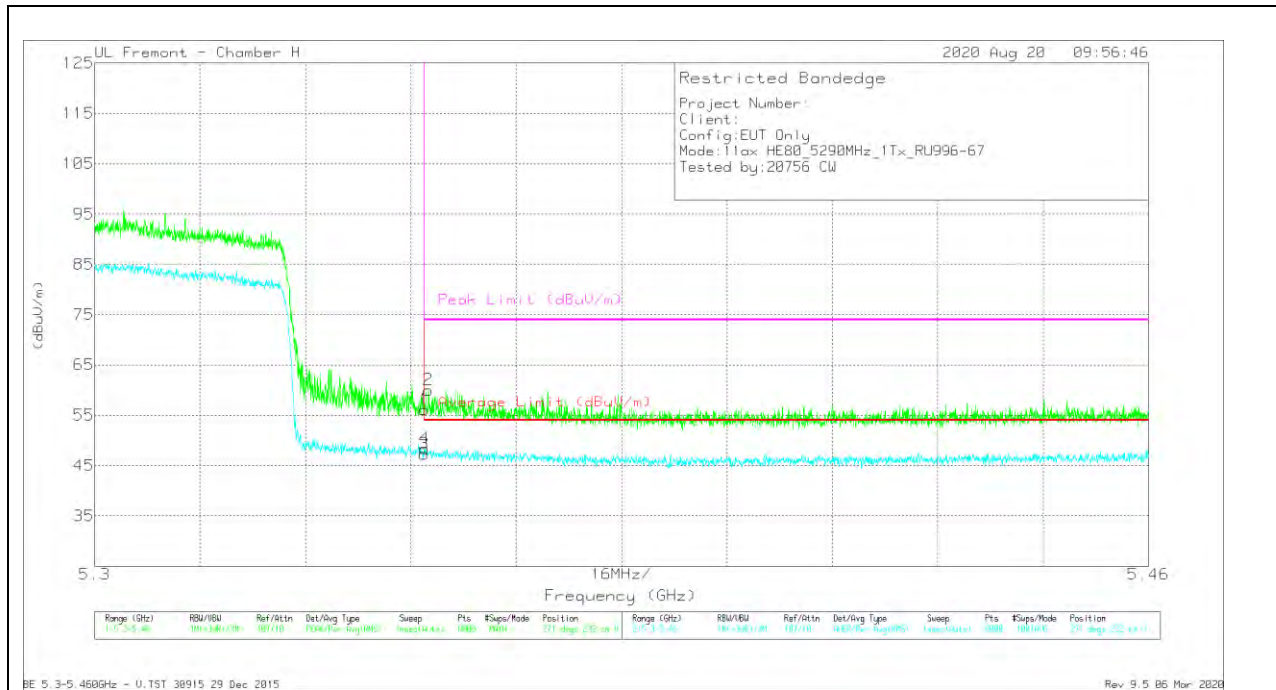
HORIZONTAL RESULT



Marker	Frequency (GHz)	Meter Reading (dBuV)	Det	AF T863 (dB/m)	Amp/Cbll/Filtr/Pa d (dB)	Corrected Reading (dBuV/m)	Average Limit (dBuV/m)	Margin (dB)	Peak Limit (dBuV/m)	PK Margin (dB)	Azimuth (Degs)	Height (cm)	Polarity
1	* 5.35001	47.39	Pk	34.9	-20.9	61.39	-	-	74	-12.61	323	102	H
2	* 5.35389	49.89	Pk	34.9	-21	63.79	-	-	74	-10.21	323	102	H
3	* 5.35001	35.45	RMS	34.9	-20.9	49.45	54	-4.55	-	-	323	102	H
4	* 5.35483	36.54	RMS	34.9	-20.9	50.54	54	-3.46	-	-	323	102	H

* - indicates frequency in CFR47 Pt 15 / IC RSS-Restricted Band
 Pk - Peak detector
 RMS - RMS detection

VERTICAL RESULT



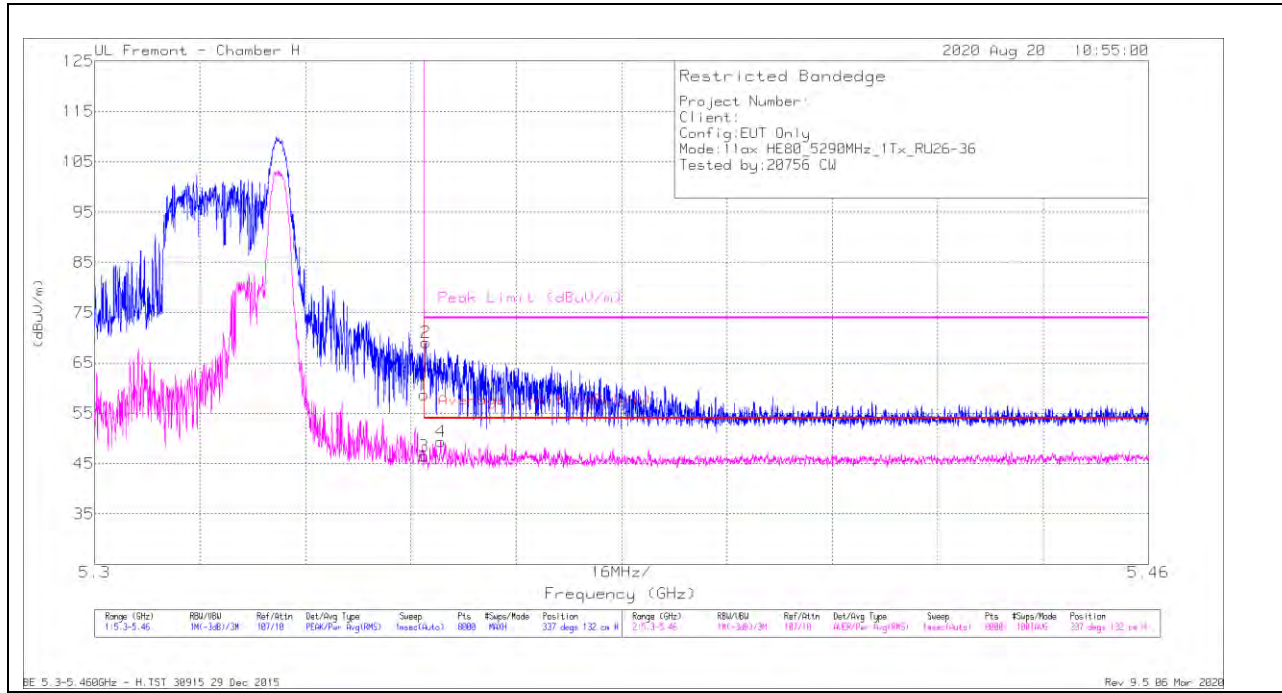
Marker	Frequency (GHz)	Meter Reading (dBuV)	Det	AF T863 (dB/m)	Amp/Cbll/Filtr/Par d (dB)	Corrected Reading (dBuV/m)	Average Limit (dBuV/m)	Margin (dB)	Peak Limit (dBuV/m)	PK Margin (dB)	Azimuth (Degs)	Height (cm)	Polarity
1	* 5.35001	42.09	Pk	34.9	-20.9	56.09	-	-	74	-17.91	271	232	V
2	* 5.35069	46.04	Pk	34.9	-20.9	60.04	-	-	74	-13.96	271	232	V
3	* 5.35001	33.33	RMS	34.9	-20.9	47.33	54	-6.67	-	-	271	232	V
4	* 5.35007	34.36	RMS	34.9	-20.9	48.36	54	-5.64	-	-	271	232	V

* - indicates frequency in CFR47 Pt 15 / IC RSS-Restricted Band
 Pk - Peak detector
 RMS - RMS detection

1TX ANT 5 – 26 Tones, RU Index 36

BANDEDGE (MID CHANNEL)

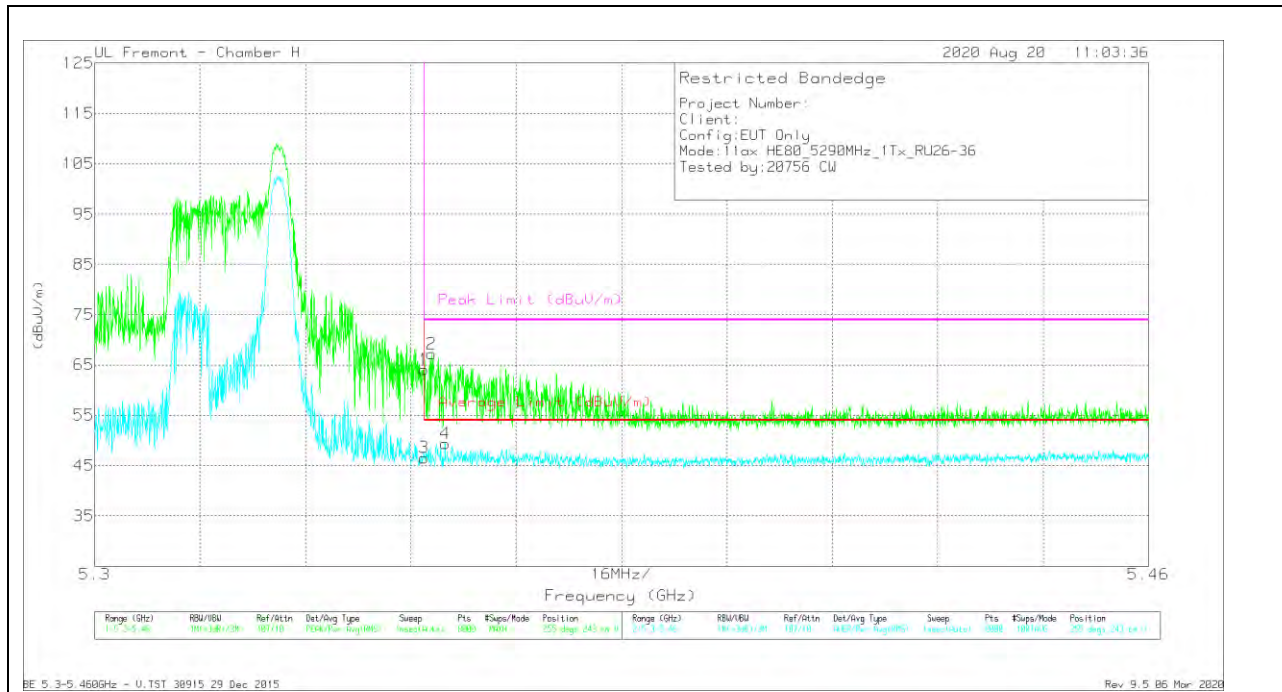
HORIZONTAL RESULT



Marker	Frequency (GHz)	Meter Reading (dBuV)	Det	AF T863 (dB/m)	Amp/Cbll/Filtr/Pad (dB)	Corrected Reading (dBuV/m)	Average Limit (dBuV/m)	Margin (dB)	Peak Limit (dBuV/m)	PK Margin (dB)	Azimuth (Degs)	Height (cm)	Polarity
1	* 5.35001	44.78	Pk	34.9	-20.9	58.78	-	-	74	-15.22	337	132	H
2	* 5.35025	55.04	Pk	34.9	-20.9	69.04	-	-	74	-4.96	337	132	H
3	* 5.35001	32.49	RMS	34.9	-20.9	46.49	54	-7.51	-	-	337	132	H
4	* 5.35253	35.47	RMS	34.9	-21	49.37	54	-4.63	-	-	337	132	H

* - indicates frequency in CFR47 Pt 15 / IC RSS-Restricted Band
 Pk - Peak detector
 RMS - RMS detection

VERTICAL RESULT



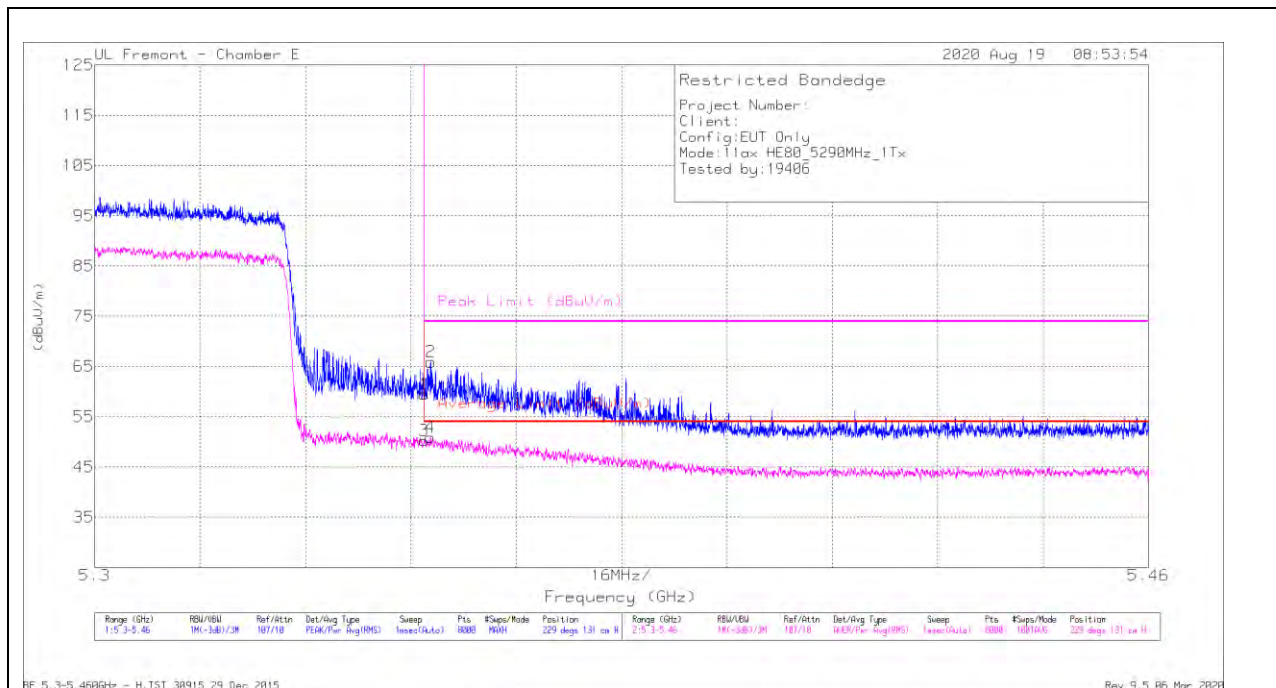
Marker	Frequency (GHz)	Meter Reading (dBuV)	Det	AF T863 (dB/m)	Amp/Cbll/Filtr/Pad (dB)	Corrected Reading (dBuV/m)	Average Limit (dBuV/m)	Margin (dB)	Peak Limit (dBuV/m)	PK Margin (dB)	Azimuth (Degs)	Height (cm)	Polarity
1	* 5.35001	50.09	Pk	34.9	-20.9	64.09	-	-	74	-9.91	255	243	V
2	* 5.35115	53.24	Pk	34.9	-20.9	67.24	-	-	74	-6.76	255	243	V
3	* 5.35001	32.58	RMS	34.9	-20.9	46.58	54	-7.42	-	-	255	243	V
4	* 5.35319	35.48	RMS	34.9	-21	49.38	54	-4.62	-	-	255	243	V

* - indicates frequency in CFR47 Pt 15 / IC RSS-Restricted Band
 Pk - Peak detector
 RMS - RMS detection

1TX ANT 6 – SU, RU Index 67

BANDEDGE (MID CHANNEL)

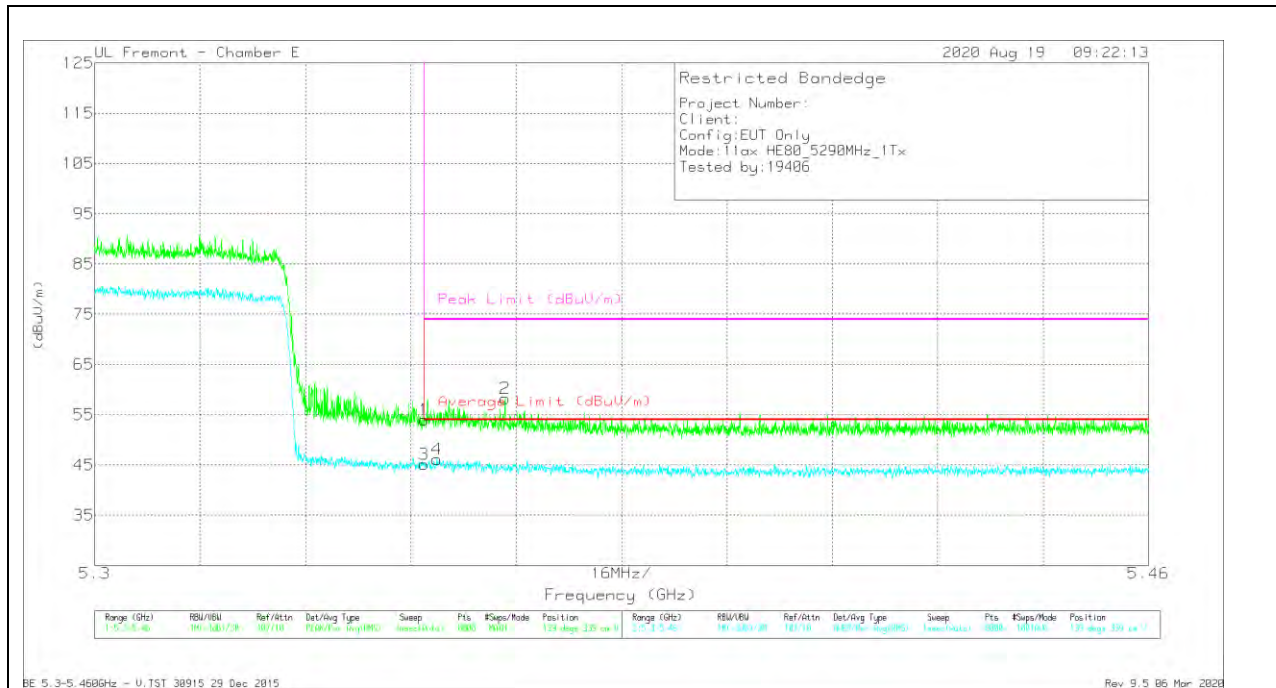
HORIZONTAL RESULT



Marker	Frequency (GHz)	Meter Reading (dBuV)	Det	AF T712 (dB/m)	Amp/Cbl/Fitr/Pad (dB)	Corrected Reading (dBuV/m)	Average Limit (dBuV/m)	Margin (dB)	Peak Limit (dBuV/m)	PK Margin (dB)	Azimuth (Degs)	Height (cm)	Polarity
1	* 5.35001	46.79	Pk	34.5	-21.8	59.49	-	-	74	-14.51	229	131	H
2	* 5.35101	53.2	Pk	34.5	-21.8	65.9	-	-	74	-8.1	229	131	H
3	* 5.35001	37.55	RMS	34.5	-21.8	50.25	54	-3.75	-	-	229	131	H
4	* 5.35099	38.14	RMS	34.5	-21.8	50.84	54	-3.16	-	-	229	131	H

* - indicates frequency in CFR47 Pt 15 / IC RSS-Restricted Band
 Pk - Peak detector
 RMS - RMS detection

VERTICAL RESULT



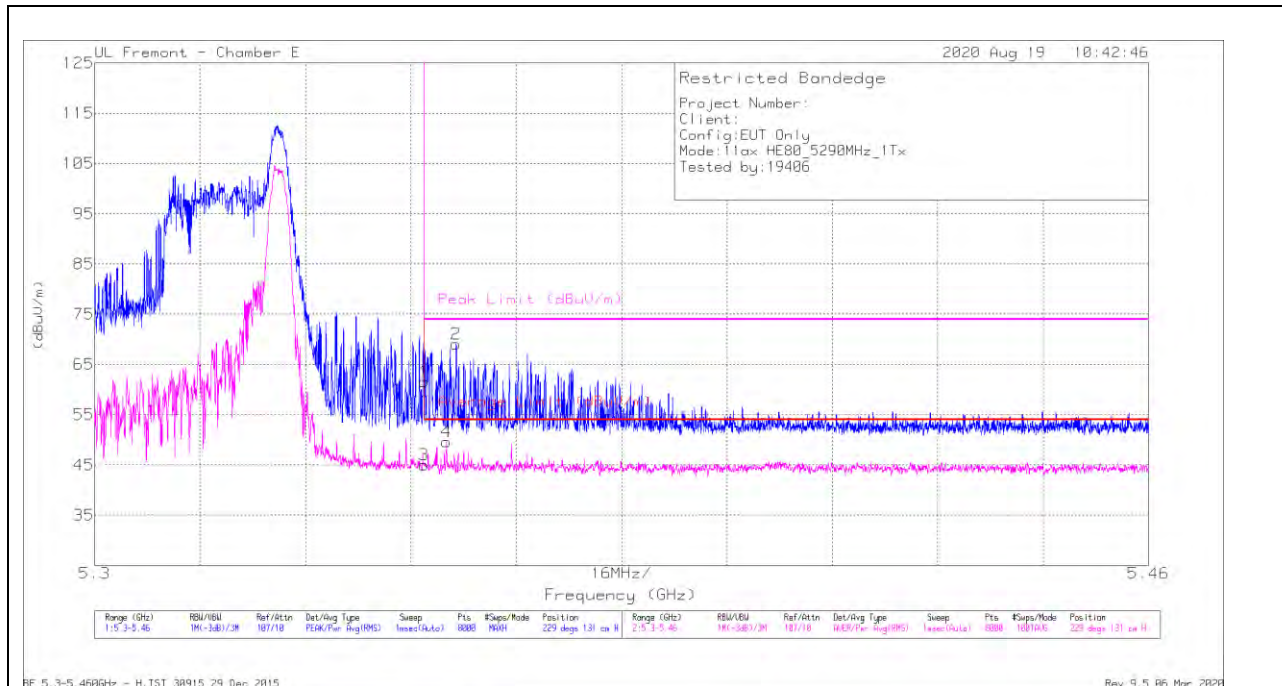
Marker	Frequency (GHz)	Meter Reading (dBuV)	Det	AF T712 (dB/m)	Amp/Cbl/Fitr/Pad (dB)	Corrected Reading (dBuV/m)	Average Limit (dBuV/m)	Margin (dB)	Peak Limit (dBuV/m)	PK Margin (dB)	Azimuth (Degs)	Height (cm)	Polarity
1	* 5.35001	41.32	Pk	34.5	-21.8	54.02	-	-	74	-19.98	139	339	V
2	* 5.36231	45.52	Pk	34.5	-21.8	58.22	-	-	74	-15.78	139	339	V
3	* 5.35001	32.42	RMS	34.5	-21.8	45.12	54	-8.88	-	-	139	339	V
4	* 5.35195	33.31	RMS	34.5	-21.7	46.11	54	-7.89	-	-	139	339	V

* - indicates frequency in CFR47 Pt 15 / IC RSS-Restricted Band
 Pk - Peak detector
 RMS - RMS detection

1TX ANT 6 – 26 Tones, RU Index 36

BANDEDGE (MID CHANNEL)

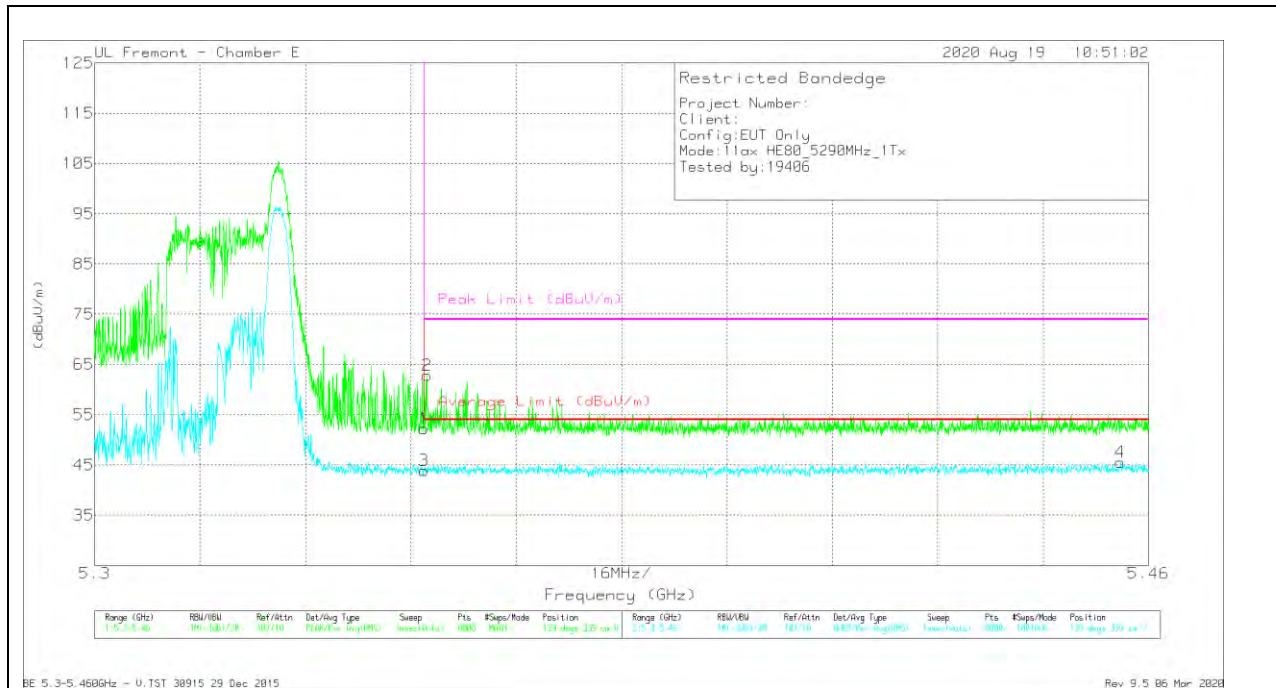
HORIZONTAL RESULT



Marker	Frequency (GHz)	Meter Reading (dBuV)	Det	AF T712 (dB/m)	Amp/Cbl/Fitr/Pad (dB)	Corrected Reading (dBuV/m)	Average Limit (dBuV/m)	Margin (dB)	Peak Limit (dBuV/m)	PK Margin (dB)	Azimuth (Degs)	Height (cm)	Polarity
1	* 5.35001	48.95	Pk	34.5	-21.8	61.65	-	-	74	-12.35	229	131	H
2	* 5.35489	56.29	Pk	34.5	-21.7	69.09	-	-	74	-4.91	229	131	H
3	* 5.35001	32.35	RMS	34.5	-21.8	45.05	54	-8.95	-	-	229	131	H
4	* 5.35341	36.85	RMS	34.5	-21.7	49.65	54	-4.35	-	-	229	131	H

* - indicates frequency in CFR47 Pt 15 / IC RSS-Restricted Band
 Pk - Peak detector
 RMS - RMS detection

VERTICAL RESULT



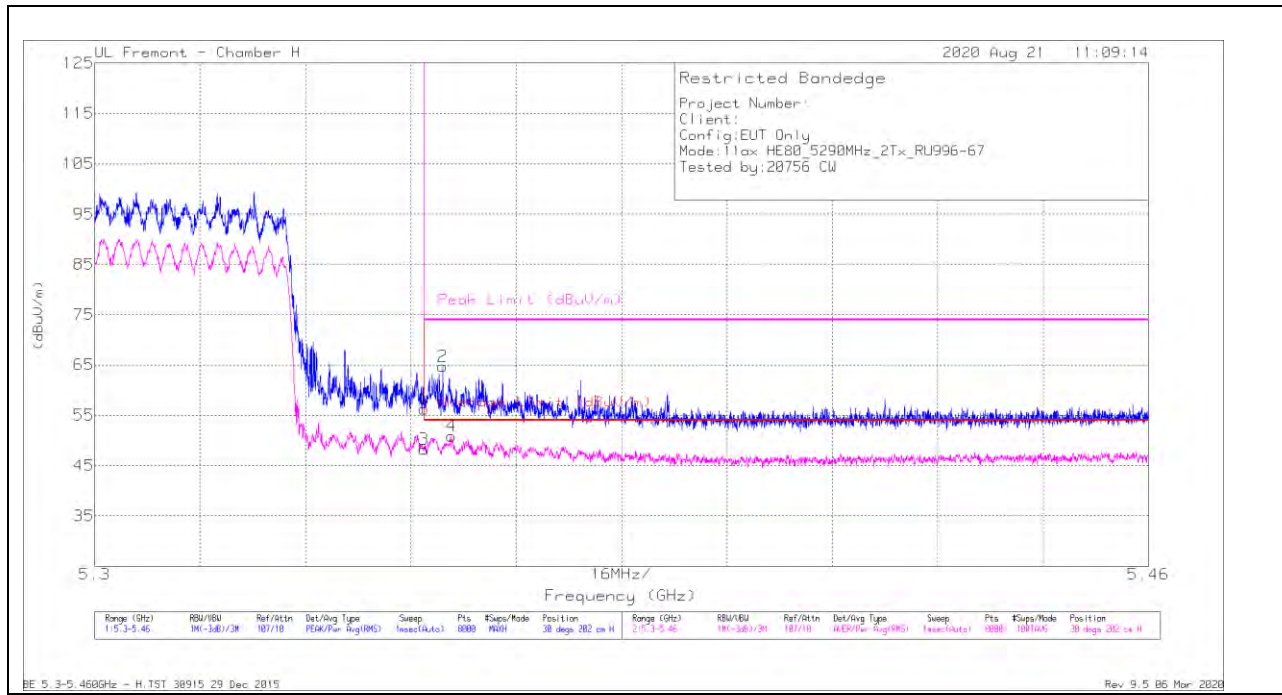
Marker	Frequency (GHz)	Meter Reading (dBuV)	Det	AF T712 (dB/m)	Amp/Cbl/Filtr/Pad (dB)	Corrected Reading (dBuV/m)	Average Limit (dBuV/m)	Margin (dB)	Peak Limit (dBuV/m)	PK Margin (dB)	Azimuth (Degs)	Height (cm)	Polarity
1	* 5.35001	39.59	Pk	34.5	-21.8	52.29	-	-	74	-21.71	139	339	V
2	* 5.35045	50.19	Pk	34.5	-21.8	62.89	-	-	74	-11.11	139	339	V
3	* 5.35001	31.19	RMS	34.5	-21.8	43.89	54	-10.11	-	-	139	339	V
4	* 5.45574	32.68	RMS	34.6	-21.7	45.58	54	-8.42	-	-	139	339	V

* - indicates frequency in CFR47 Pt 15 / IC RSS-Restricted Band
 Pk - Peak detector
 RMS - RMS detection

2TX ANT 5 + ANT 6 OFDMA MODE – SU, RU Index 67

BANDEDGE (MID CHANNEL)

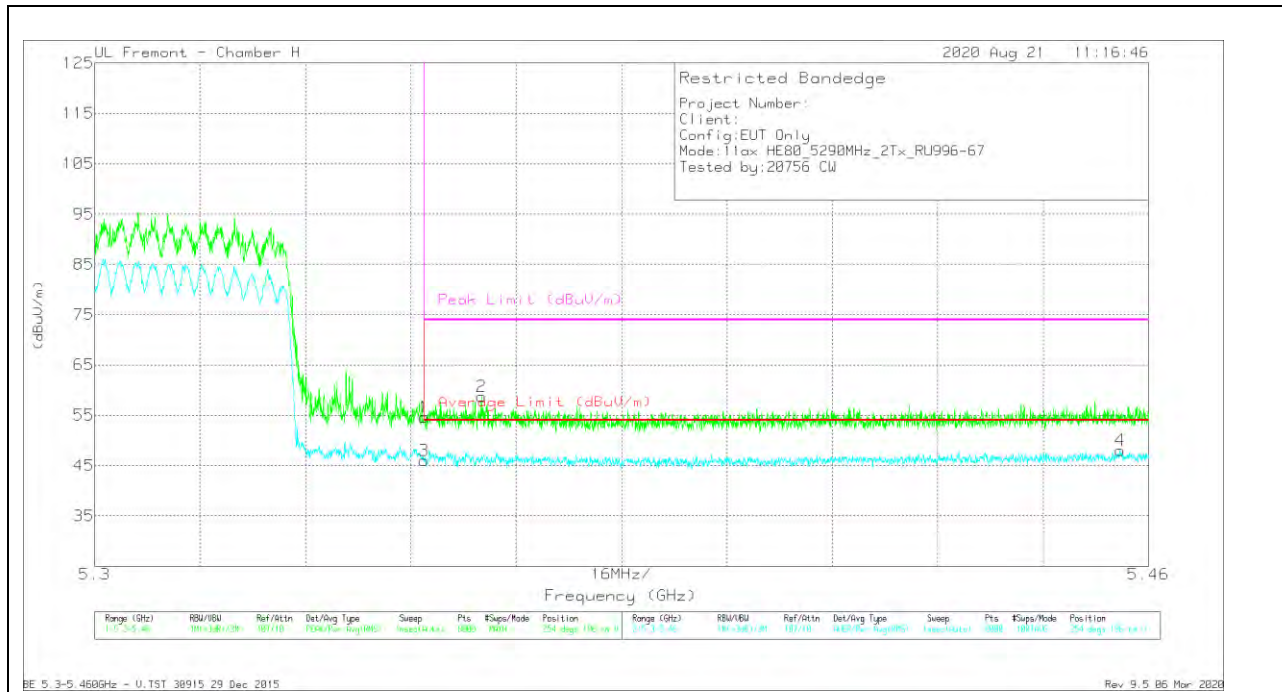
HORIZONTAL RESULT



Marker	Frequency (GHz)	Meter Reading (dBuV)	Det	AF T863 (dB/m)	Amp/Cbll/Filtr/Pad (dB)	Corrected Reading (dBuV/m)	Average Limit (dBuV/m)	Margin (dB)	Peak Limit (dBuV/m)	PK Margin (dB)	Azimuth (Degs)	Height (cm)	Polarity
1	* 5.35001	42.2	Pk	34.9	-20.9	56.2	-	-	74	-17.8	30	202	H
2	* 5.35285	50.77	Pk	34.9	-21	64.67	-	-	74	-9.33	30	202	H
3	* 5.35001	34.22	RMS	34.9	-20.9	48.22	54	-5.78	-	-	30	202	H
4	* 5.35419	36.95	RMS	34.9	-21	50.85	54	-3.15	-	-	30	202	H

* - indicates frequency in CFR47 Pt 15 / IC RSS-Restricted Band
 Pk - Peak detector
 RMS - RMS detection

VERTICAL RESULT

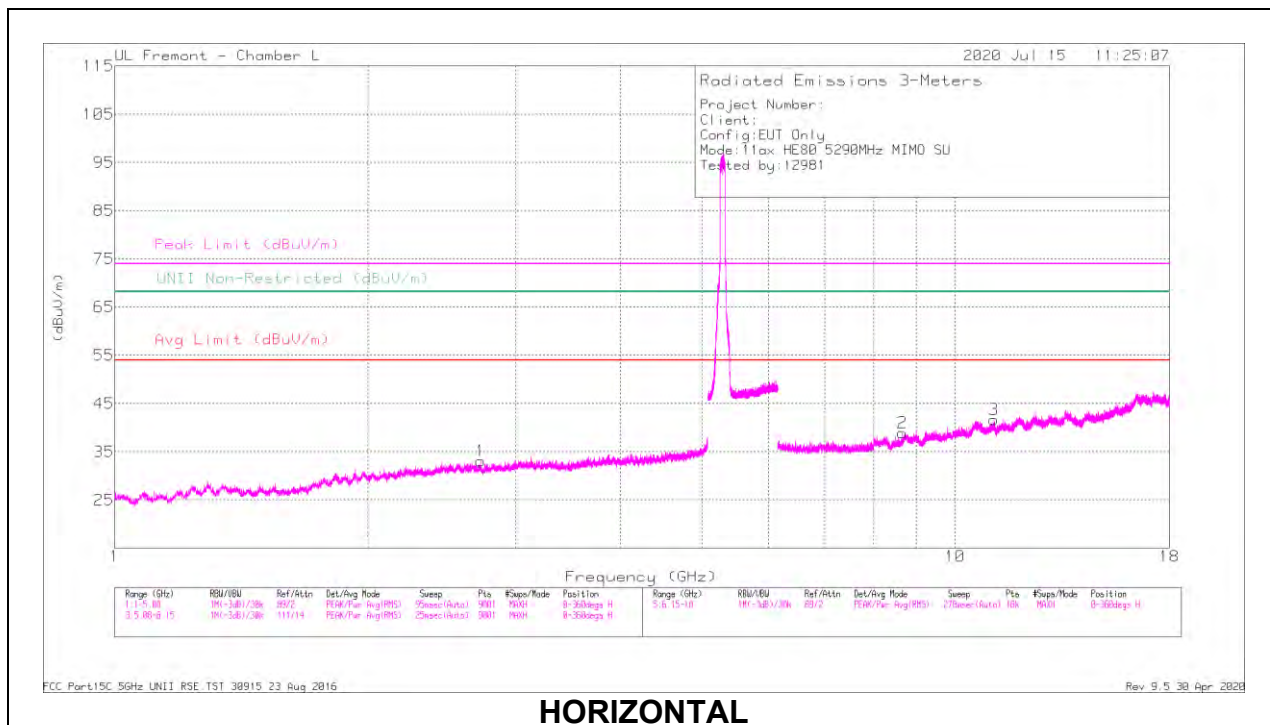


Marker	Frequency (GHz)	Meter Reading (dBuV)	Det	AF T863 (dB/m)	Amp/Cbll/Filtr/Par d (dB)	Corrected Reading (dBuV/m)	Average Limit (dBuV/m)	Margin (dB)	Peak Limit (dBuV/m)	PK Margin (dB)	Azimuth (Degs)	Height (cm)	Polarity
1	* 5.35001	40.67	Pk	34.9	-20.9	54.67	-	-	74	-19.33	254	196	V
2	* 5.35873	44.7	Pk	34.9	-20.9	58.7	-	-	74	-15.3	254	196	V
3	* 5.35001	31.97	RMS	34.9	-20.9	45.97	54	-8.03	-	-	254	196	V
4	* 5.45568	33.67	RMS	35.3	-20.9	48.07	54	-5.93	-	-	254	196	V

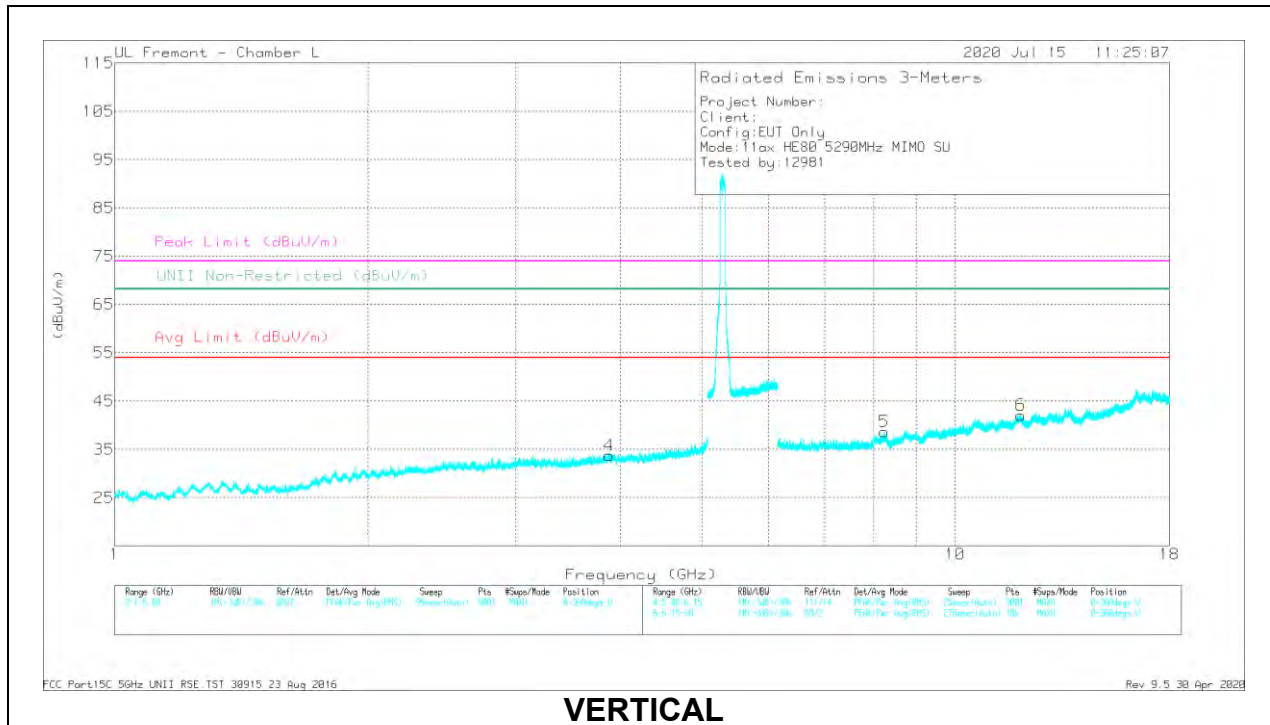
* - indicates frequency in CFR47 Pt 15 / IC RSS-Restricted Band
 Pk - Peak detector
 RMS - RMS detection

HARMONICS AND SPURIOUS EMISSIONS

MID CHANNEL RESULTS



HORIZONTAL



VERTICAL

RADIATED EMISSIONS

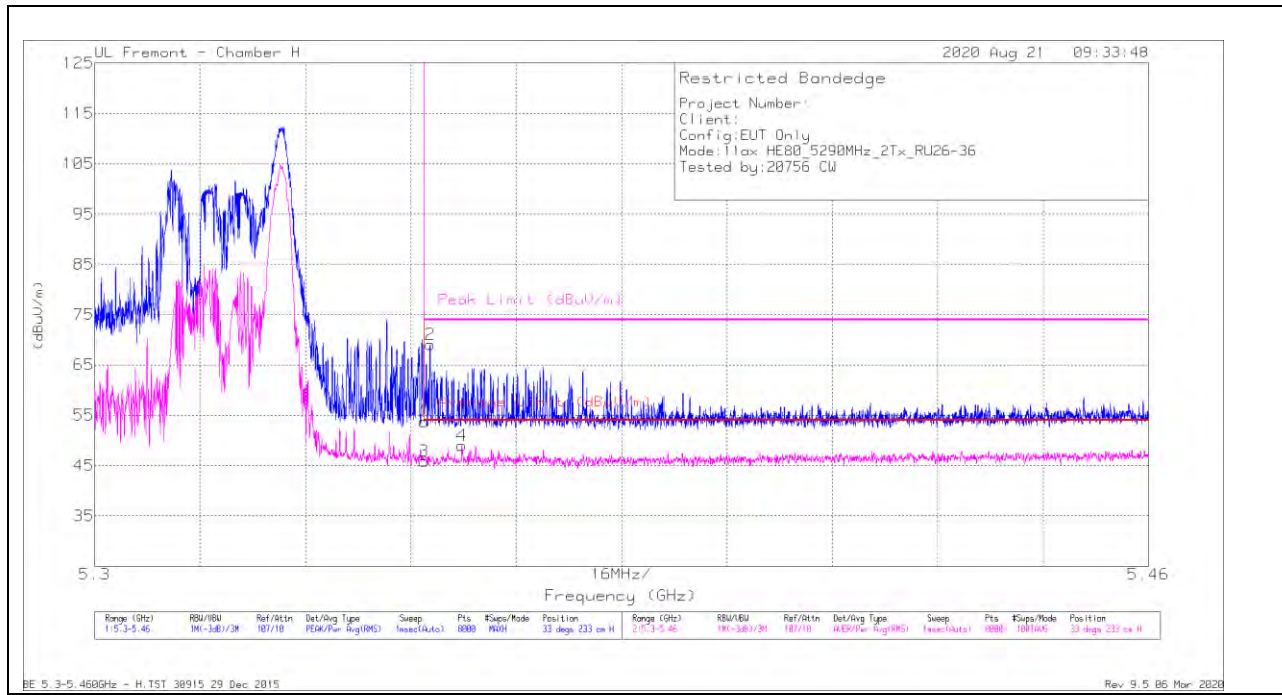
Marker	Frequency (MHz)	Meas Reading (dBuV)	Det	AF 344 (dBm)	Amp/Ctrl/Filt/Pad (dB)	Corrected Reading (dBuV/m)	Avg Limit (dBuV/m)	Margin (dB)	Peak Limit (dBuV/m)	PK Margin (dB)	UNI Non-Restricted (dBuV/m)	PK Margin (dB)	Azimuth (Deg)	Height (cm)	Polarity
1	* 2.72671	38.2	PK-U	32.2	-30.5	39.9	-	-	74	-34.1	-	-	167	110	H
	* 2.72496	29.75	ADR	32.2	-30.5	30.67	54	-23.33	-	-	-	-	167	110	H
4	* 3.87693	36.62	PK-U	33.6	-28.1	42.12	-	-	74	-31.88	-	-	114	119	V
	* 3.87855	27.18	ADR	33.5	-28.1	32.8	54	-21.2	-	-	-	-	114	119	V
2	8.66501	32.8	PK-U	36	-21.9	46.9	-	-	-	-	68.2	-21.3	208	308	H
	8.66721	22.31	ADR	36	-21.9	36.63	-	-	-	-	-	-	208	308	H
3	* 11.13456	30.2	PK-U	38	-19.8	48.4	-	-	74	-25.6	-	-	249	162	H
	* 11.13531	20.12	ADR	38	-19.8	38.54	54	-15.46	-	-	-	-	249	162	H
5	* 8.24276	31.6	PK-U	35.7	-21.5	45.8	-	-	74	-28.2	-	-	63	141	V
	* 8.24276	21.5	ADR	35.7	-21.5	35.92	54	-18.08	-	-	-	-	63	141	V
6	* 11.97696	30.96	PK-U	38.7	-19.5	50.16	-	-	74	-23.84	-	-	301	333	V
	* 11.97551	20.18	ADR	38.7	-19.5	39.6	54	-14.4	-	-	-	-	301	333	V

* - indicates frequency in CFR47 Pt 15 / IC RSS-Restricted Band
 PK-U - U-NII: Maximum Peak
 ADR - U-NII AD primary method, RMS average

2TX ANT 5 + ANT 6 OFDMA MODE – 26 Tones, RU Index 36

BANDEDGE (MID CHANNEL)

HORIZONTAL RESULT



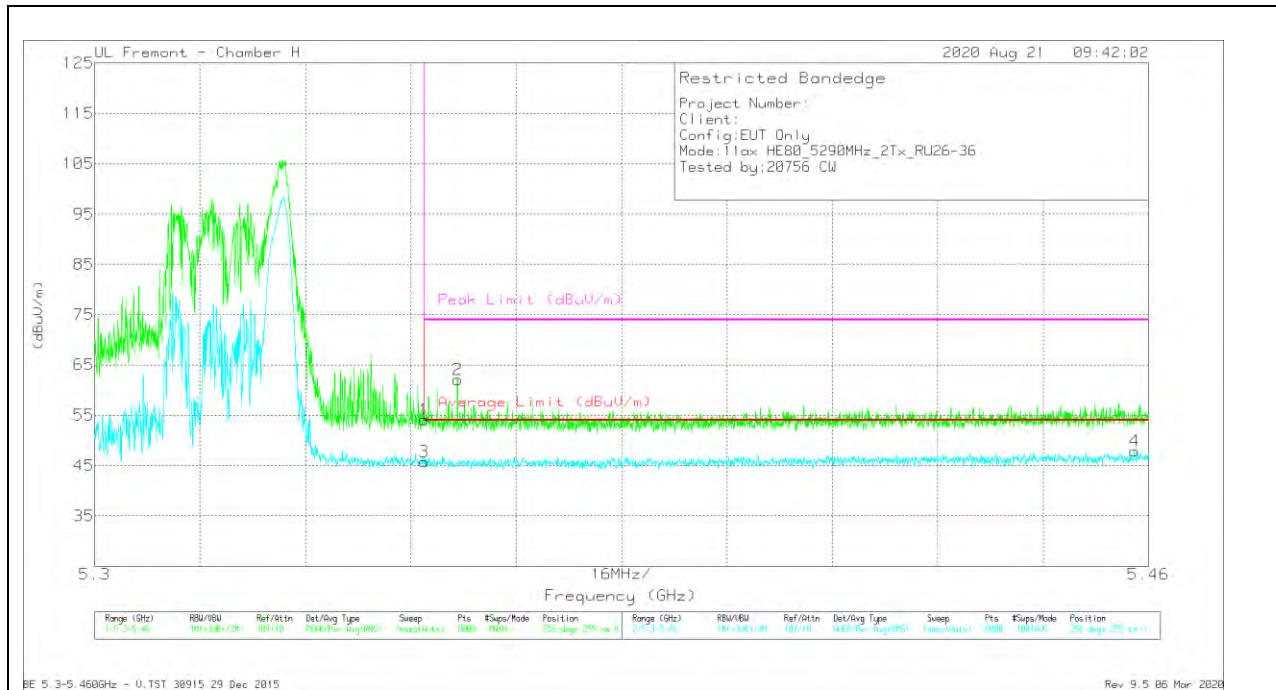
Marker	Frequency (GHz)	Meter Reading (dBuV)	Det	AF T863 (dB/m)	Amp/Cbll/Filtr/Pad (dB)	Corrected Reading (dBuV/m)	Average Limit (dBuV/m)	Margin (dB)	Peak Limit (dBuV/m)	PK Margin (dB)	Azimuth (Degs)	Height (cm)	Polarity
1	* 5.35001	39.75	Pk	34.9	-20.9	53.75	-	-	74	-20.25	33	233	H
2	* 5.35091	55.09	Pk	34.9	-20.9	69.09	-	-	74	-4.91	33	233	H
3	* 5.35001	31.85	RMS	34.9	-20.9	45.85	54	-8.15	-	-	33	233	H
4	* 5.35575	35.05	RMS	34.9	-20.9	49.05	54	-4.95	-	-	33	233	H

* - indicates frequency in CFR47 Pt 15 / IC RSS-Restricted Band

Pk - Peak detector

RMS - RMS detection

VERTICAL RESULT

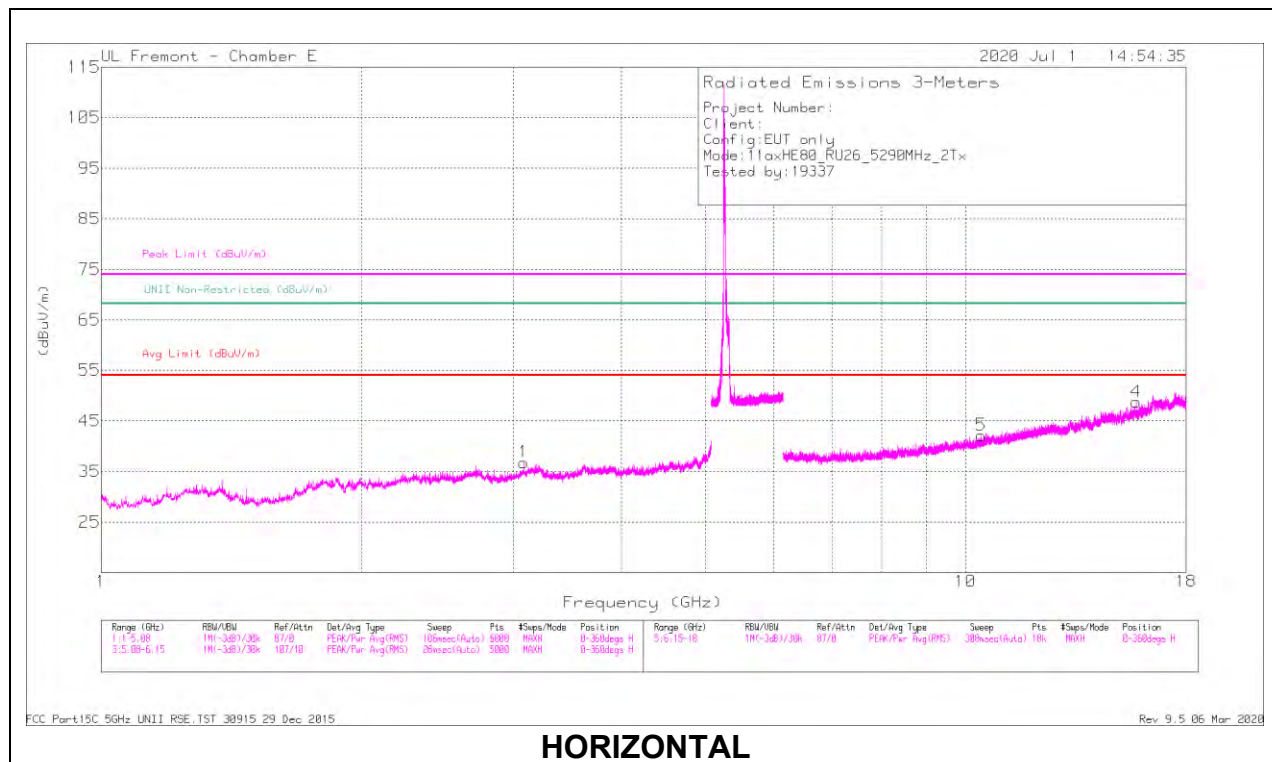


Marker	Frequency (GHz)	Meter Reading (dBuV)	Det	AF T863 (dB/m)	Amp/Cbll/Filtr/Pa d (dB)	Corrected Reading (dBuV/m)	Average Limit (dBuV/m)	Margin (dB)	Peak Limit (dBuV/m)	PK Margin (dB)	Azimuth (Degs)	Height (cm)	Polarity
1	* 5.35001	40.1	Pk	34.9	-20.9	54.1	-	-	74	-19.9	256	255	V
2	* 5.35509	48.08	Pk	34.9	-20.9	62.08	-	-	74	-11.92	256	255	V
3	* 5.35001	31.77	RMS	34.9	-20.9	45.77	54	-8.23	-	-	256	255	V
4	* 5.45786	33.45	RMS	35.3	-20.9	47.85	54	-6.15	-	-	256	255	V

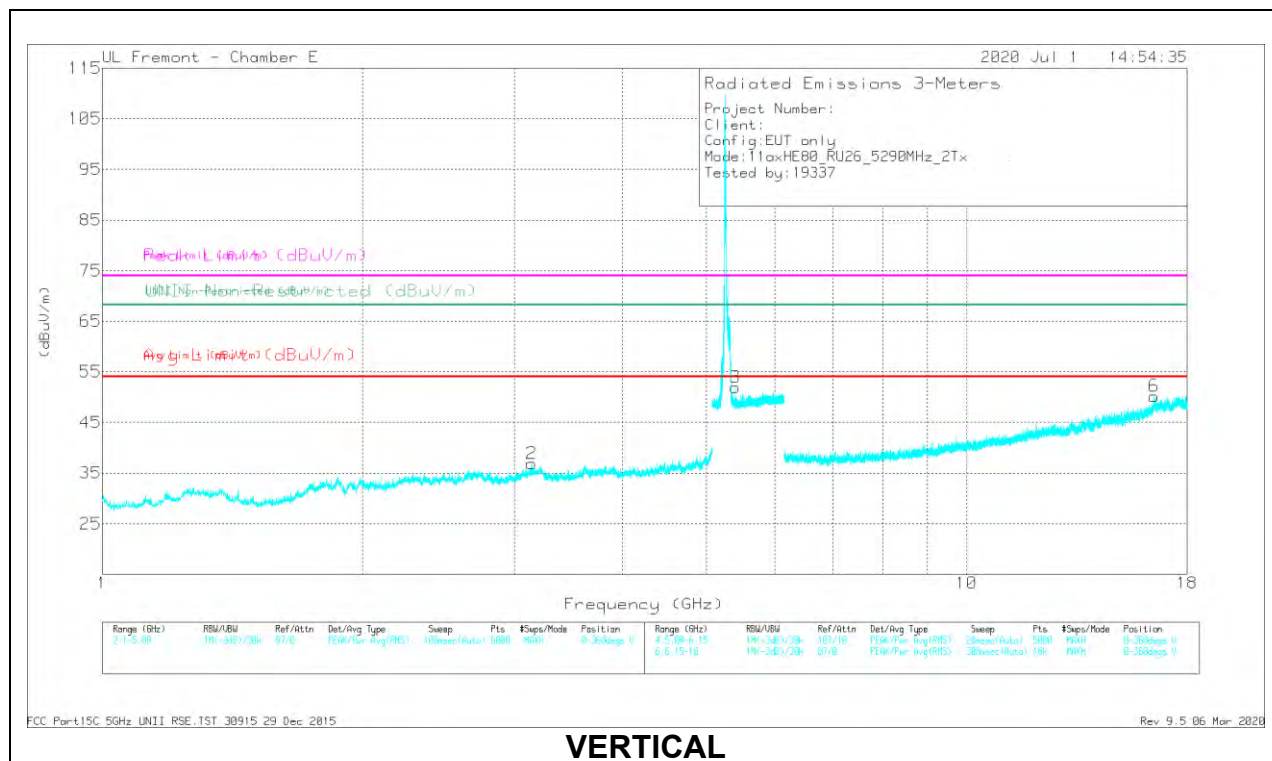
* - indicates frequency in CFR47 Pt 15 / IC RSS-Restricted Band
 Pk - Peak detector
 RMS - RMS detection

HARMONICS AND SPURIOUS EMISSIONS

MID CHANNEL RESULTS



HORIZONTAL



VERTICAL

RADIATED EMISSIONS

Frequency (GHz)	Meter Reading (dBµV)	Det	AF T712 (dBm)	Amp/Cbl/Filt/Pad (dB)	Corrected Reading (dBµV/m)	Avg Limit (dBµV/m)	Margin (dB)	Peak Limit (dBµV/m)	PK Margin (dB)	UNII Non-Restricted (dBµV/m)	PK Margin (dB)	Azimuth (Degrs)	Height (cm)	Polarity
* 5.40203	43.37	PK-U	34.5	-21.8	56.07	-	-	74	-17.93	-	-	152	202	V
* 5.40232	31.3	ADR	34.5	-21.7	44.1	54	-9.9	-	-	-	-	152	202	V
* 15.7365	35.4	PK-U	40.2	-21.3	54.3	-	-	74	-19.7	-	-	337	358	H
* 15.73348	23.68	ADR	40.2	-21.3	42.58	54	-11.42	-	-	-	-	337	358	H
3.06193	45.26	PK-U	33.1	-35.3	43.06	-	-	-	-	68.2	-25.14	74	297	H
3.08236	33.28	ADR	33.1	-35.3	31.08	-	-	-	-	-	-	74	297	H
3.13697	33.33	ADR	33	-35.1	31.23	-	-	-	-	-	-	167	228	V
3.14064	45.3	PK-U	32.9	-35.1	43.1	-	-	-	-	68.2	-25.1	167	228	V
10.42617	25.58	ADR	37.4	-26.3	36.68	-	-	-	-	-	-	168	101	H
10.42364	37.19	PK-U	37.4	-26.2	48.39	-	-	-	-	68.2	-18.81	168	101	H
16.48944	35.59	PK-U	41.4	-19.2	57.79	-	-	-	-	68.2	-10.41	29	105	V
16.48982	23	ADR	41.4	-19.3	45.1	-	-	-	-	-	-	29	105	V

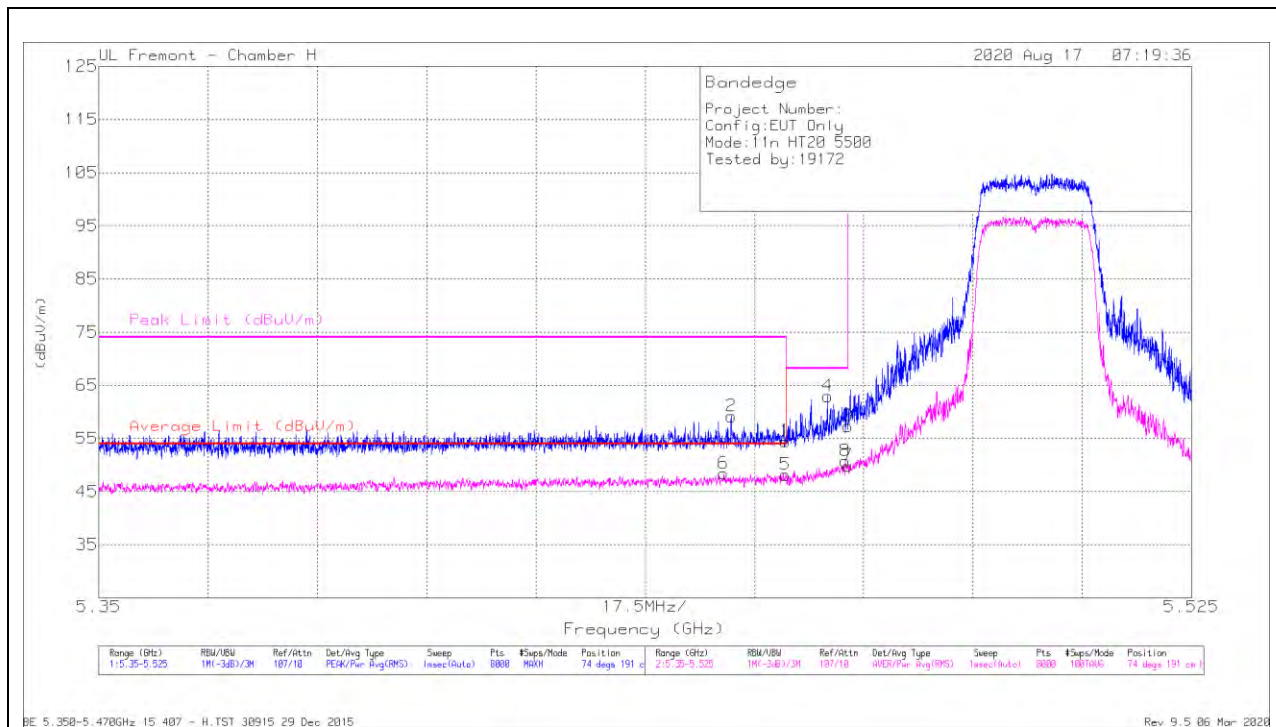
* - indicates frequency in CFR47 Pt 15 / IC RSS-Restricted Band
 PK-U - U-NII: Maximum Peak
 ADR - U-NII AD primary method, RMS average

1.1.13. TX ABOVE 1 GHz 802.11n HT20 MODE IN THE 5.6 GHz BAND

1TX ANT 5

BANDEDGE (LOW CHANNEL)

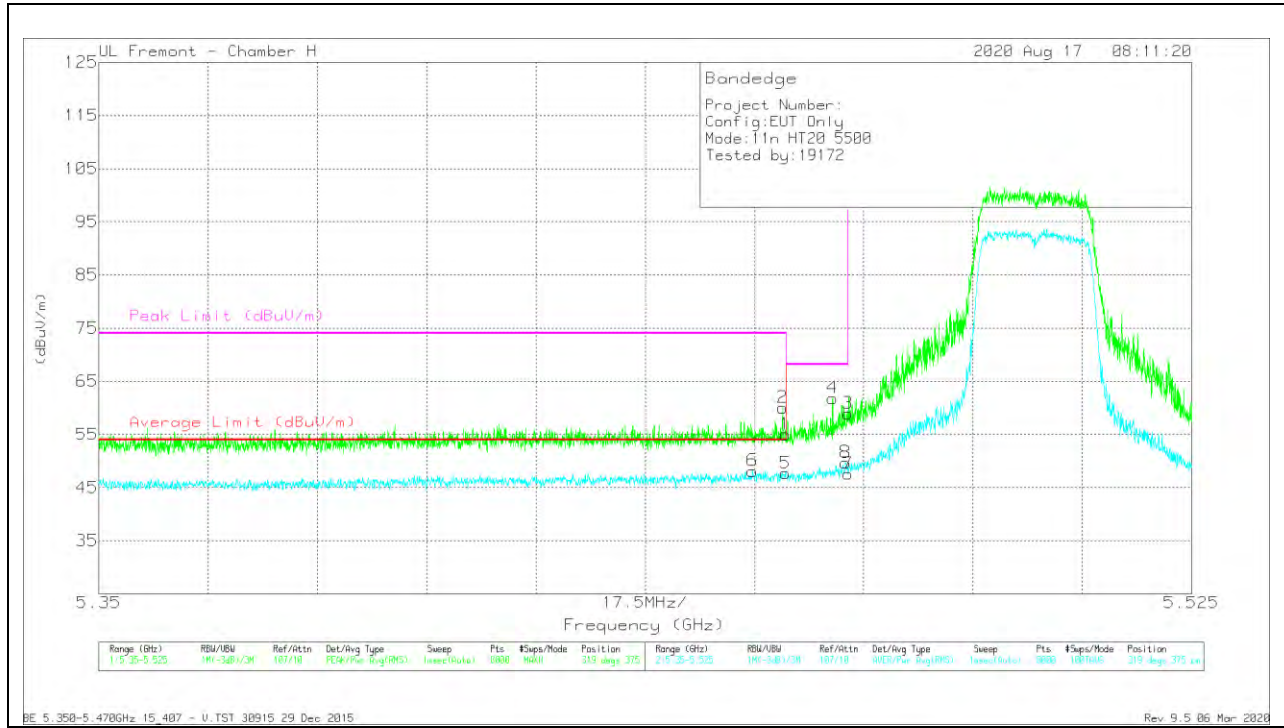
HORIZONTAL RESULT



Marker	Frequency (GHz)	Meter Reading (dBu)	Det	AF 1863 (dBm)	Amp/Cal/Fit/Pad (dB)	DC Corr (dB)	Corrected Reading (dBu/m)	Average Limit (dBu/m)	Margin (dB)	Peak Limit (dBu/m)	PK Margin (dB)	Azimuth (Degs)	Height (cm)	Polarity
1	* 5.45998	40.19	Pk	35.2	-20.9	0	34.49	-	-	74	-19.51	74	191	H
2	* 5.45127	44.87	Pk	35.2	-20.9	0	59.17	-	-	74	-14.83	74	191	H
5	* 5.45998	33.49	RMS	35.2	-20.9	.37	48.16	54	-5.84	-	-	74	191	H
6	* 5.45007	33.77	RMS	35.1	-20.8	.37	48.44	54	-5.56	-	-	74	191	H
4	5.4667	48.66	Pk	35.2	-20.9	0	62.96	-	-	68.2	-5.24	74	191	H
8	5.46956	36.08	RMS	35.3	-21	.37	50.75	-	-	-	-	74	191	H
3	5.46998	43.02	Pk	35.3	-21	0	57.32	-	-	68.2	-10.88	74	191	H
7	5.46998	35.17	RMS	35.3	-21	.37	49.84	-	-	-	-	74	191	H

* - indicates frequency in CFR47 Pt 15 / IC RSS-Restricted Band
 Pk - Peak detector
 RMS - RMS detection

VERTICAL RESULT

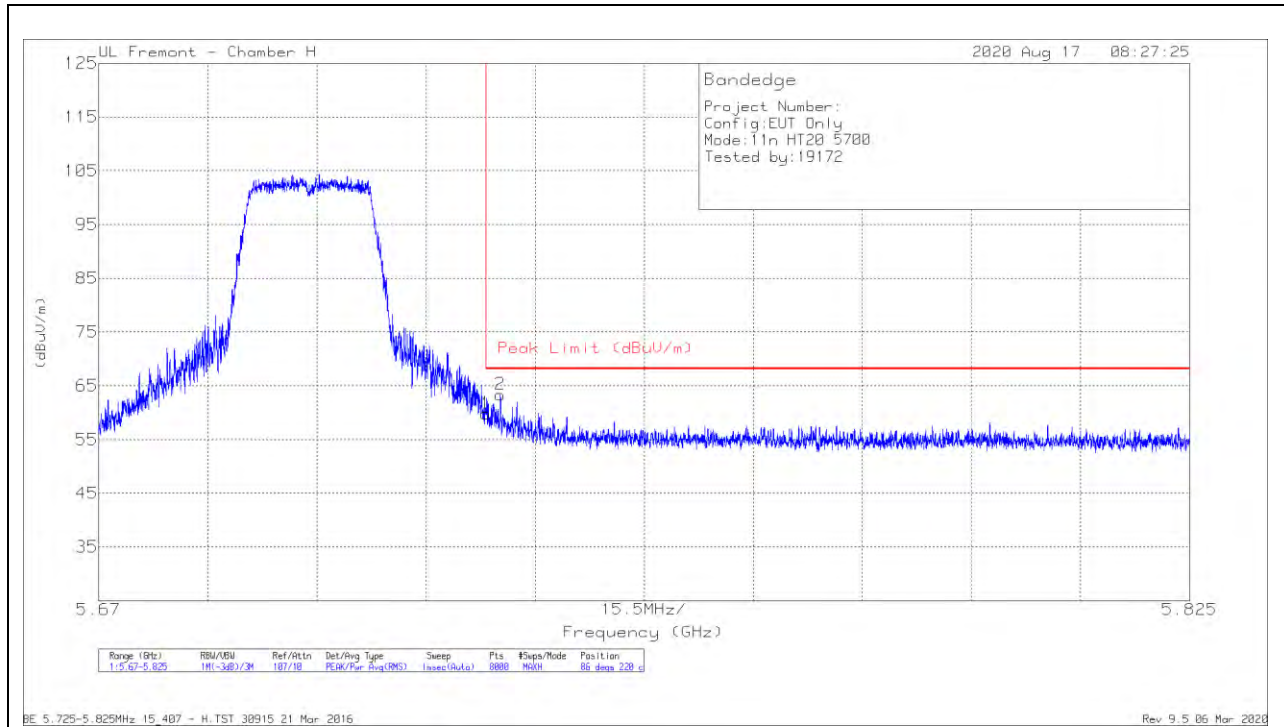


Marker	Frequency (GHz)	Meter Reading (dBuV)	Det	AF 1883 (dBm)	Amp/Cbl/Filt/Pad (dB)	DC Corr (dB)	Corrected Reading (dBuV/m)	Average Limit (dBuV/m)	Margin (dB)	Peak Limit (dBuV/m)	PK Margin (dB)	Azimuth (Degs)	Height (cm)	Polarity
1	* 5.45998	40.7	Pk	35.2	-20.9	0	55	-	-	74	-19	319	375	V
2	* 5.4595	45.73	Pk	35.2	-20.9	0	60.03	-	-	74	-13.97	319	375	V
5	* 5.45998	33.06	RMS	35.2	-20.9	.37	47.73	54	-6.27	-	-	319	375	V
6	* 5.45489	33.38	RMS	35.3	-20.9	.37	48.15	54	-5.85	-	-	319	375	V
4	5.46751	47.44	Pk	35.3	-20.9	0	61.84	-	-	68.2	-6.36	319	375	V
8	5.46959	35.03	RMS	35.3	-21	.37	49.70	-	-	-	-	319	375	V
3	5.46998	44.63	Pk	35.3	-21	0	58.93	-	-	68.2	-9.27	319	375	V
7	5.46998	32.93	RMS	35.3	-21	.37	47.60	-	-	-	-	319	375	V

* - indicates frequency in CFR47 Pt 15 / IC RSS-Restricted Band
 Pk - Peak detector
 RMS - RMS detection

BANDEDGE (HIGH CHANNEL)

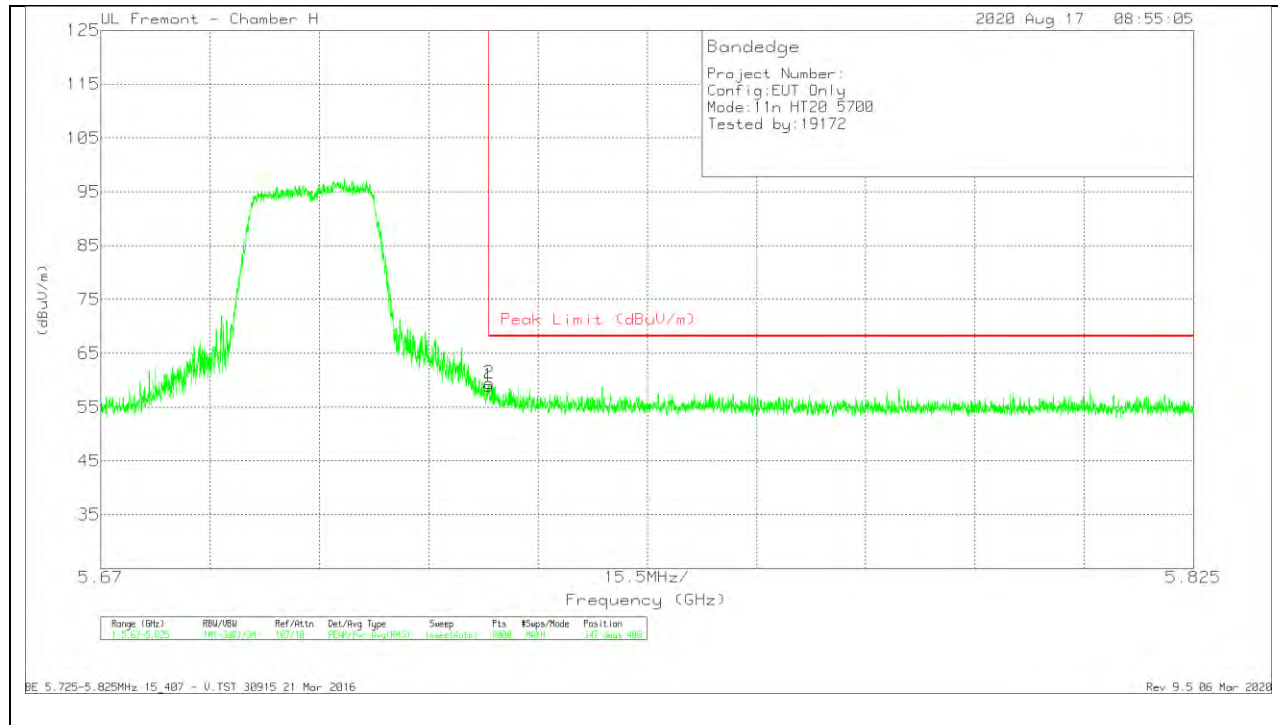
HORIZONTAL RESULT



Marker	Frequency (GHz)	Meter Reading (dBuV)	Det	AF T863 (dB/m)	Amp/Cbl/Filtr/Pa d (dB)	DC Corr (dB)	Corrected Reading (dBuV/m)	Peak Limit (dBuV/m)	PK Margin (dB)	Azimuth (Degs)	Height (cm)	Polarity
1	5.72501	45.91	Pk	35	-21.1	0	59.81	68.2	-8.39	86	220	H
2	5.72707	49.56	Pk	34.9	-21.1	0	63.36	68.2	-4.84	86	220	H

Pk - Peak detector

VERTICAL RESULT



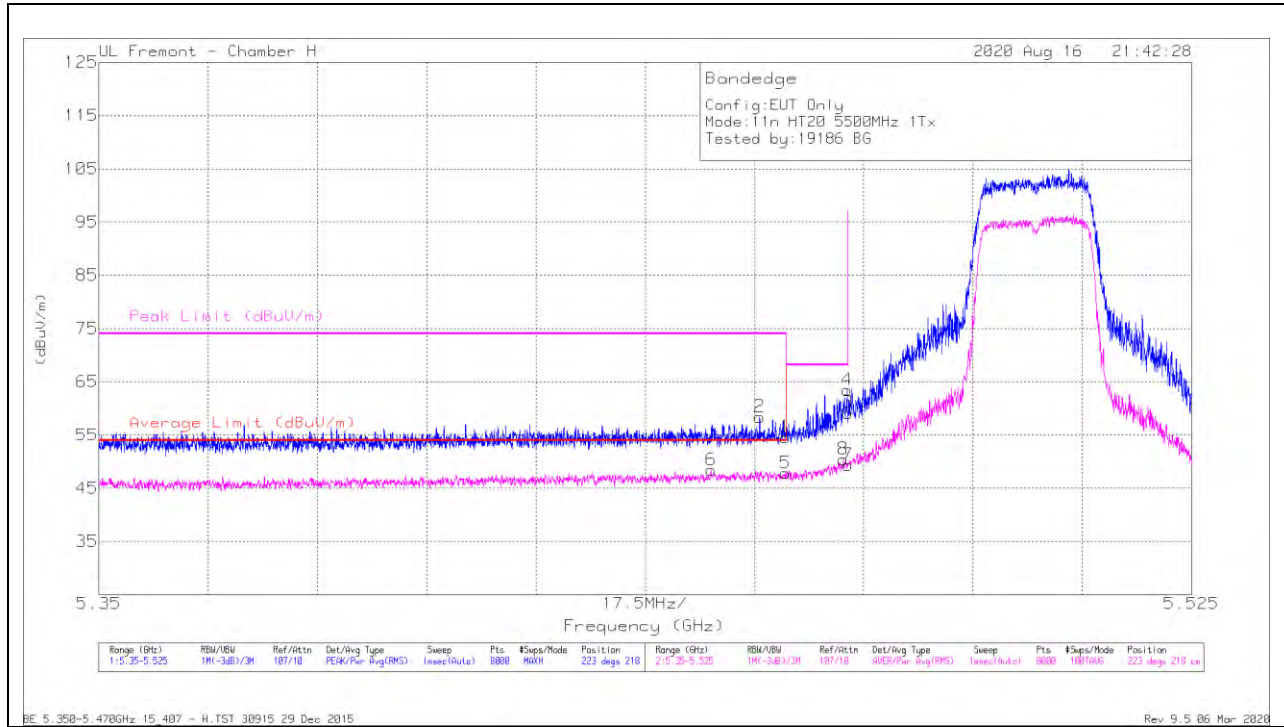
Marker	Frequency (GHz)	Meter Reading (dBuV)	Det	AF T863 (dB/m)	Amp/Cbl/Fitr/Par d (dB)	DC Corr (dB)	Corrected Reading (dBuV/m)	Peak Limit (dBuV/m)	PK Margin (dB)	Azimuth (Degs)	Height (cm)	Polarity
1	5.72501	45.09	Pk	35	-21.1	0	58.99	68.2	-9.21	347	400	V
2	5.72507	45.58	Pk	35	-21.1	0	59.48	68.2	-8.72	347	400	V

Pk - Peak detector

1TX ANT 6

BANDEDGE (LOW CHANNEL)

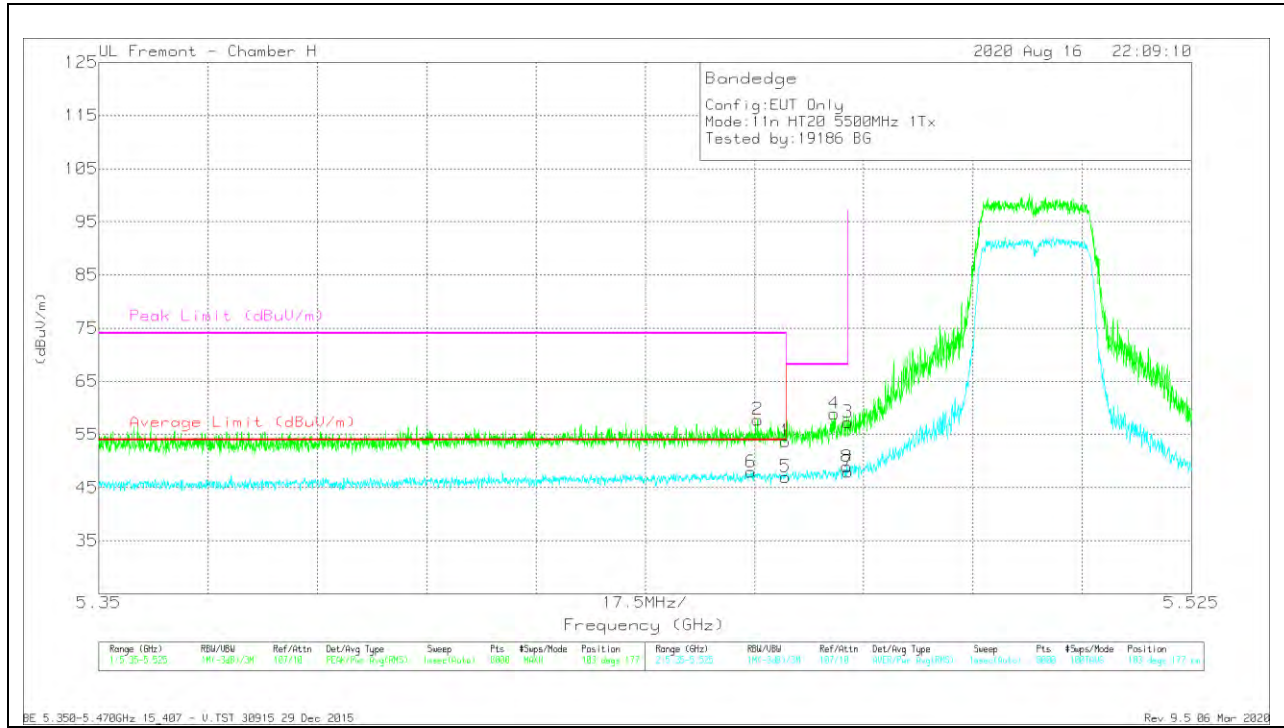
HORIZONTAL RESULT



Marker	Frequency (GHz)	Meter Reading (dBuV)	Det	AF 1863 (dB/m)	Amp/Cbl/Ftr/Pad (dB)	DC Corr (dB)	Corrected Reading (dBuV/m)	Average Limit (dBuV/m)	Margin (dB)	Peak Limit (dBuV/m)	PK Margin (dB)	Azimuth (Degs)	Height (cm)	Polarity
1	*5.45998	40.3	Pk	35.2	-20.9	0	54.6	-	-	74	-19.4	223	218	H
2	*5.45582	44	Pk	35.3	-20.9	0	58.4	-	-	74	-15.6	223	218	H
5	*5.45998	33.16	RMS	35.2	-20.9	.37	47.53	54	-6.17	-	-	223	218	H
6	*5.44806	33.78	RMS	35.1	-20.8	.37	48.45	54	-5.55	-	-	223	218	H
8	5.46921	35.78	RMS	35.3	-21	.37	50.45	-	-	-	-	223	218	H
4	5.46983	49.18	Pk	35.3	-21	0	63.48	-	-	68.2	-4.72	223	218	H
3	5.46998	44.86	Pk	35.3	-21	0	59.16	-	-	68.2	-9.04	223	218	H
7	5.46998	34.71	RMS	35.3	-21	.37	49.38	-	-	-	-	223	218	H

* - indicates frequency in CFR47 Pt 15 / IC RSS-Restricted Band
 Pk - Peak detector
 RMS - RMS detection

VERTICAL RESULT

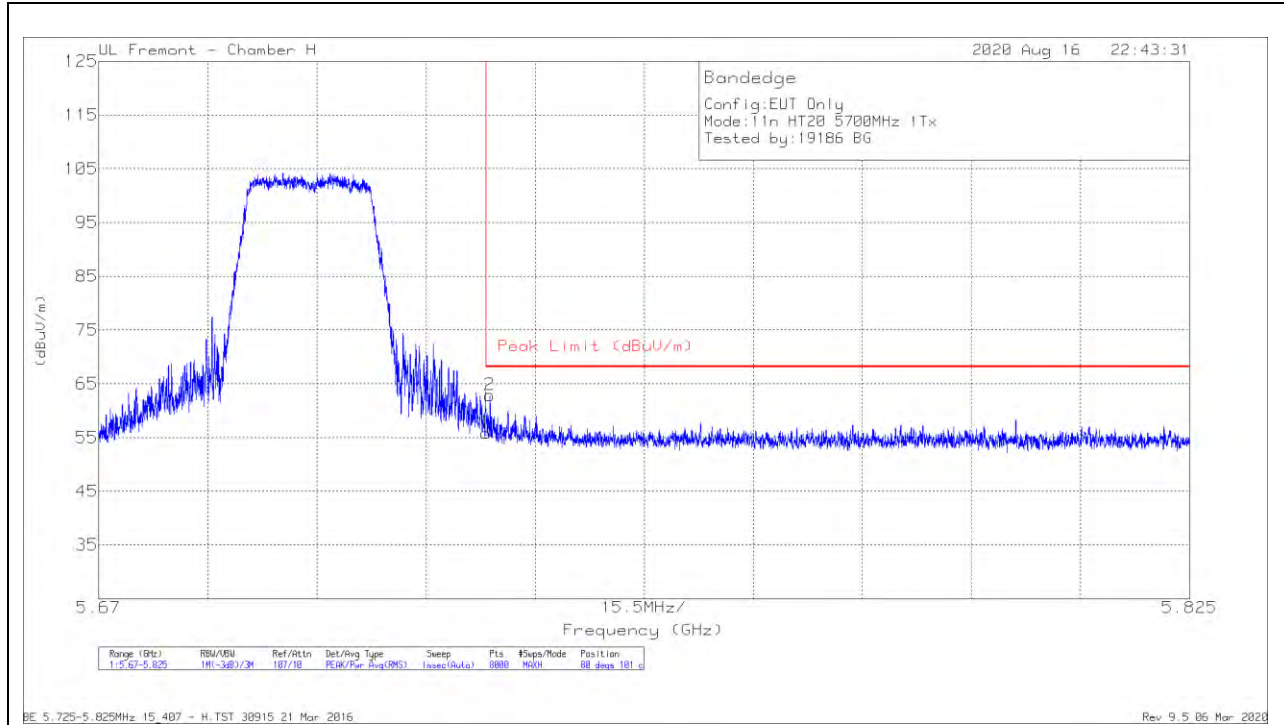


Marker	Frequency (GHz)	Meter Reading (dBuV)	Det	AF 1863 (dBm)	Amp/Cbl/Filt/Pad (dB)	DC Corr (dB)	Corrected Reading (dBuV/m)	Average Limit (dBuV/m)	Margin (dB)	Peak Limit (dBuV/m)	PK Margin (dB)	Azimuth (Degs)	Height (cm)	Polarity
1	* 5.45998	39.42	Pk	35.2	-20.9	0	53.72	-	-	74	-20.28	103	177	V
2	* 5.45552	43.4	Pk	35.3	-20.9	0	57.8	-	-	74	-16.2	103	177	V
5	* 5.45998	32.38	RMS	35.2	-20.9	.37	47.05	54	-6.35	-	-	103	177	V
6	* 5.45445	33.28	RMS	35.2	-20.9	.37	47.95	54	-6.05	-	-	103	177	V
4	5.46779	44.53	Pk	35.3	-20.9	0	58.93	-	-	68.2	-9.27	103	177	V
8	5.4698	34.28	RMS	35.3	-21	.37	48.95	-	-	-	-	103	177	V
3	5.46998	42.98	Pk	35.3	-21	0	57.28	-	-	68.2	-10.92	103	177	V
7	5.46998	33.36	RMS	35.3	-21	.37	48.03	-	-	-	-	103	177	V

* - indicates frequency in CFR47 Pt 15 / IC RSS-Restricted Band
 Pk - Peak detector
 RMS - RMS detection

BANDEDGE (HIGH CHANNEL)

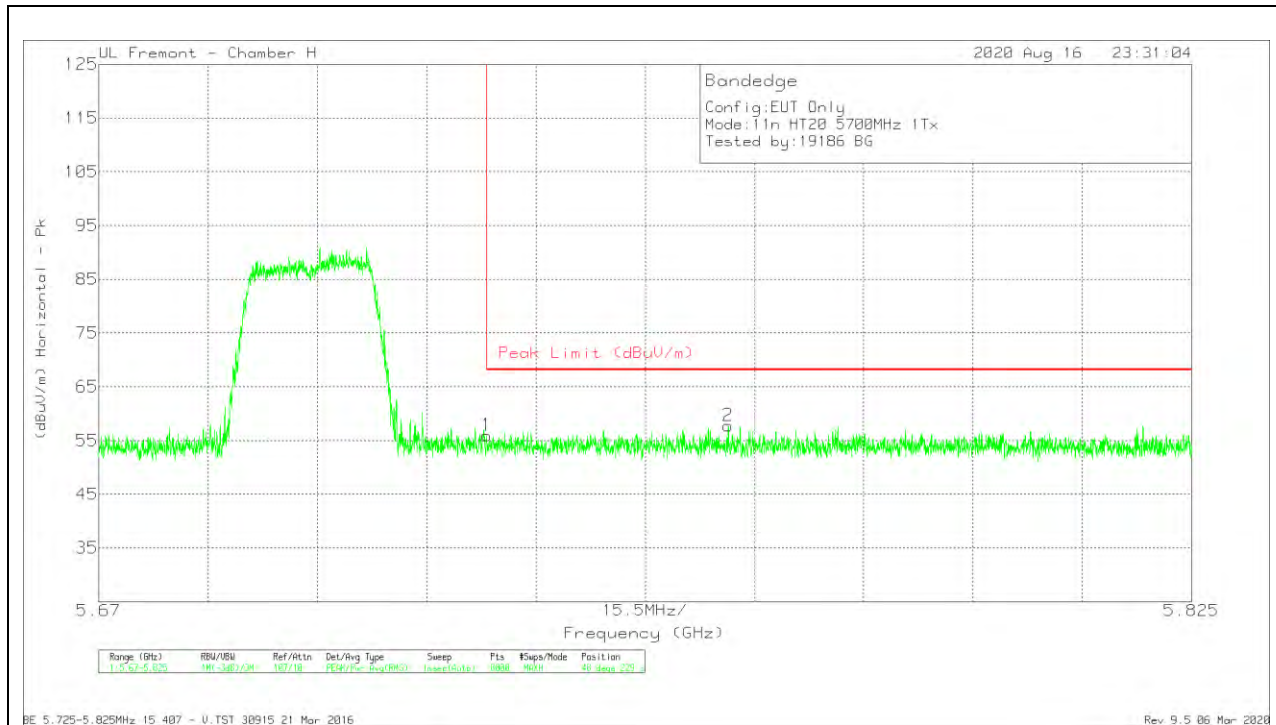
HORIZONTAL RESULT



Marker	Frequency (GHz)	Meter Reading (dBuV)	Det	AF T863 (dB/m)	Amp/Cbl/Filtr/Paid (dB)	DC Corr (dB)	Corrected Reading (dBuV/m)	Peak Limit (dBuV/m)	PK Margin (dB)	Azimuth (Degs)	Height (cm)	Polarity
1	5.72501	41.96	Pk	35	-21.1	0	55.86	68.2	-12.34	80	101	H
2	5.72557	49.09	Pk	34.9	-21.1	0	62.89	68.2	-5.31	80	101	H

Pk - Peak detector

VERTICAL RESULT



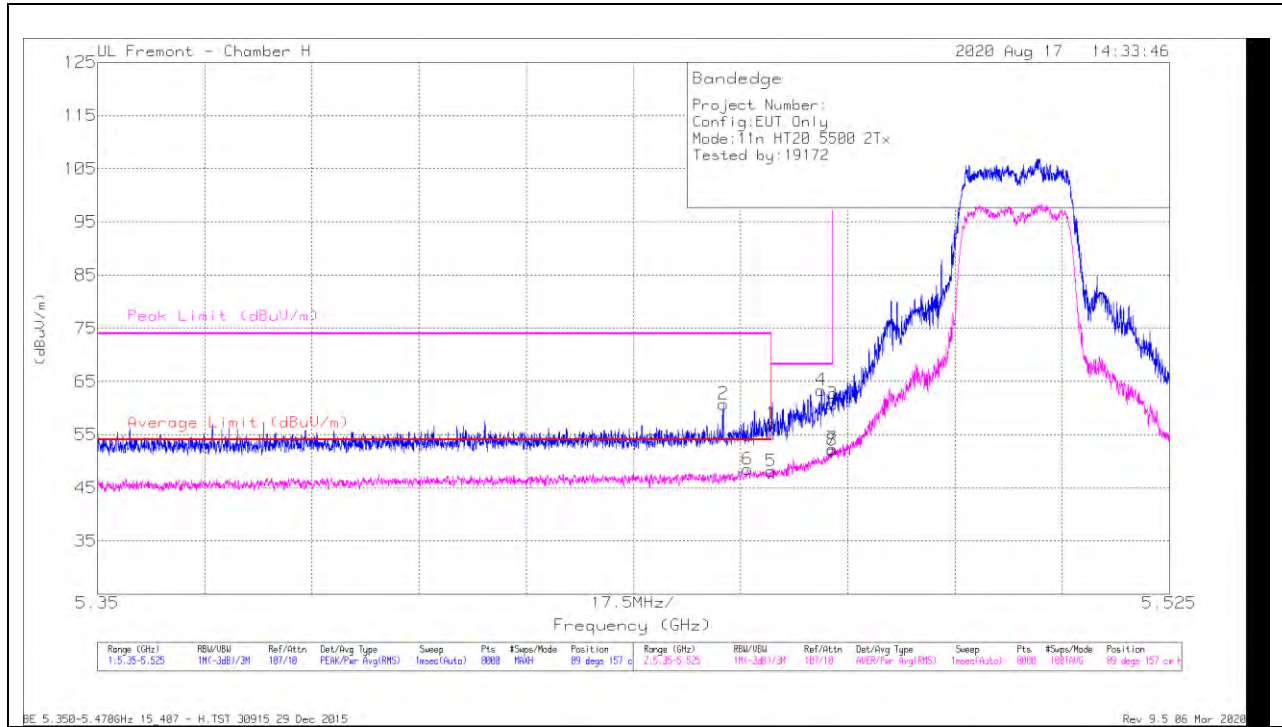
Marker	Frequency (GHz)	Meter Reading (dBuV)	Det	AF T863 (dB/m)	Amp/Cbl/Fitr/Pad (dB)	DC Corr (dB)	Corrected Reading (dBuV/m)	Peak Limit (dBuV/m)	PK Margin (dB)	Azimuth (Degs)	Height (cm)	Polarity
1	5.72501	42.06	Pk	35	-21.1	0	55.96	68.2	-12.24	48	229	V
2	5.75929	43.67	Pk	35	-20.9	0	57.77	68.2	-10.43	48	229	V

Pk - Peak detector

2TX ANT 5 + ANT 6 CDD MODE

BANDEDGE (LOW CHANNEL)

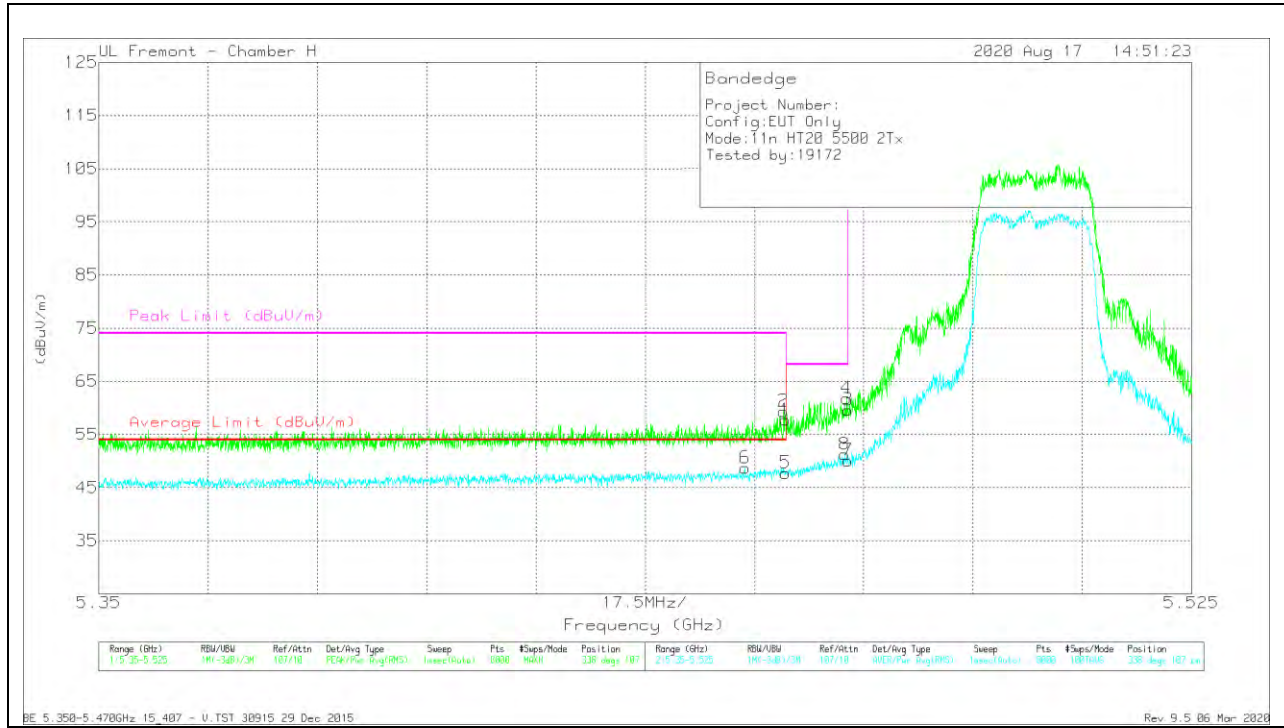
HORIZONTAL RESULT



Marker	Frequency (GHz)	Meter Reading (dBuV)	Det	AF T863 (dB/m)	Amp/CBI/FRR/Pad (dB)	DC Corr (dB)	Corrected Reading (dBuV/m)	Average Limit (dBuV/m)	Margin (dB)	Peak Limit (dBuV/m)	PK Margin (dB)	Azimuth (Degs)	Height (cm)	Polarity
1	* 5.45998	42.74	Pk	35.2	-20.9	0	57.04	-	-	74	-16.96	89	157	H
2	* 5.45219	46.48	Pk	35.2	-20.9	0	60.78	-	-	74	-13.22	89	157	H
5	* 5.45998	33.24	RMS	35.2	-20.9	.57	48.11	54	-5.89	-	-	89	157	H
6	* 5.45613	33.5	RMS	35.3	-20.9	.57	48.47	54	-5.53	-	-	89	157	H
4	5.46819	49.95	Pk	35.3	-20.9	0	63.35	-	-	68.2	-4.85	89	157	H
8	5.46996	37.16	RMS	35.3	-21	.57	52.03	-	-	-	-	89	157	H
3	5.46998	46.49	Pk	35.3	-21	0	60.79	-	-	68.2	-7.41	89	157	H
7	5.46998	37.44	RMS	35.3	-21	.57	52.31	-	-	-	-	89	157	H

* - indicates frequency in CFR47 Pt 15 / IC RSS-Restricted Band
 Pk - Peak detector
 RMS - RMS detection

VERTICAL RESULT

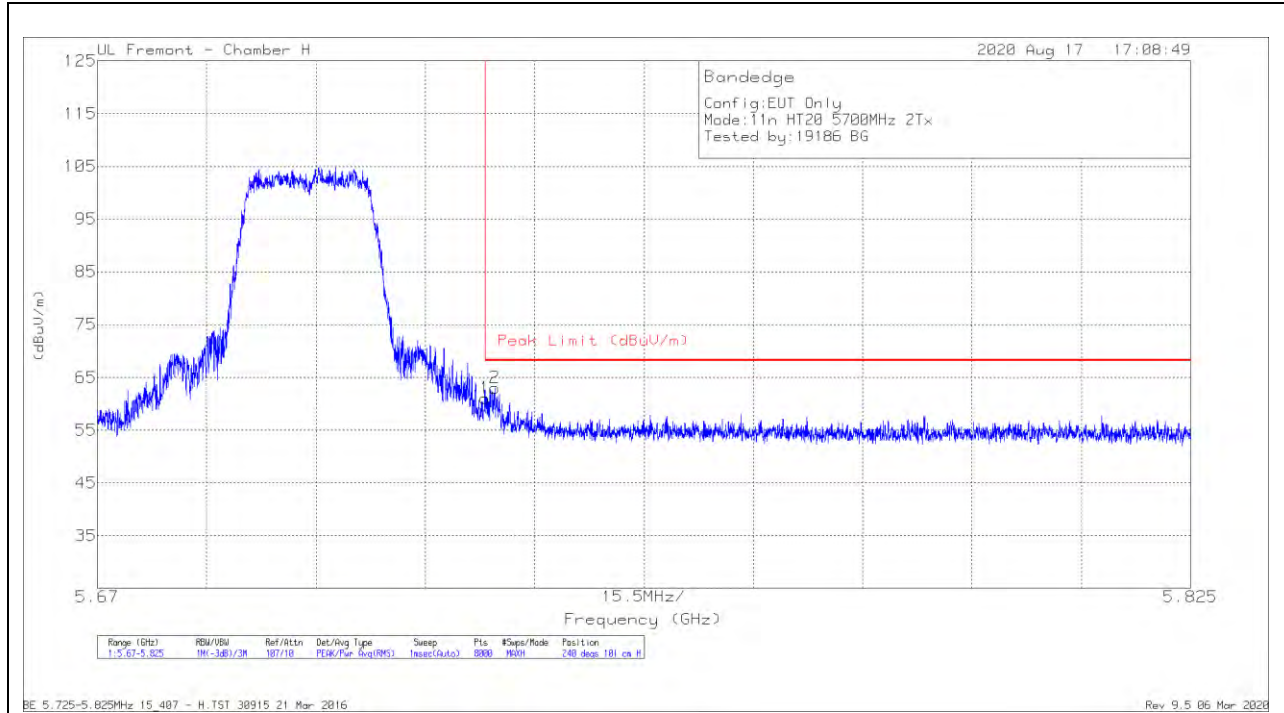


Marker	Frequency (GHz)	Meter Reading (dBuV)	Det	AF T863 (dBm)	Amp/Cbl/Ftr/Pad (dB)	DC Corr (dB)	Corrected Reading (dBuV/m)	Average Limit (dBuV/m)	Margin (dB)	Peak Limit (dBuV/m)	PK Margin (dB)	Azimuth (Degs)	Height (cm)	Polarity
1	* 5.45998	43.43	PK	35.2	-20.9	0	57.73	-	-	74	-16.27	338	107	V
2	* 5.45965	45.07	PK	35.2	-20.9	0	59.37	-	-	74	-14.63	338	107	V
5	* 5.45998	32.88	RMS	35.2	-20.9	57	47.75	54	-6.25	-	-	338	107	V
6	* 5.45346	33.84	RMS	35.2	-20.9	57	48.71	54	-5.29	-	-	338	107	V
8	5.46943	36.37	RMS	35.3	-21	57	51.24	-	-	-	-	338	107	V
4	5.46976	47.51	PK	35.3	-21	0	61.81	-	-	68.2	-6.39	338	107	V
3	5.46998	45.31	PK	35.3	-21	0	59.61	-	-	68.2	-8.59	338	107	V
7	5.46998	35.22	RMS	35.3	-21	57	50.09	-	-	-	-	338	107	V

* - indicates frequency in CFR47 Pt 15 / IC RSS-Restricted Band
 PK - Peak detector
 RMS - RMS detection

BANDEDGE (HIGH CHANNEL)

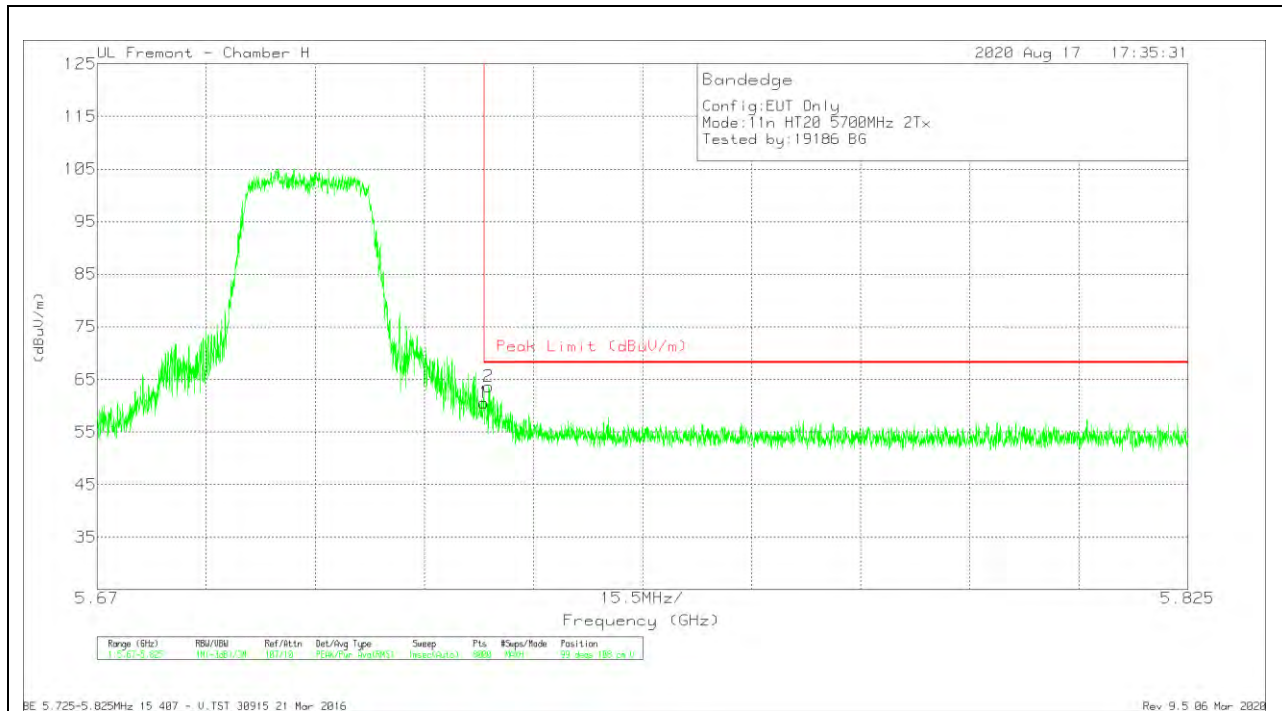
HORIZONTAL RESULT



Marker	Frequency (GHz)	Meter Reading (dBuV)	Det	AF T863 (dB/m)	Amp/Cbl/Fitr/Pad (dB)	DC Corr (dB)	Corrected Reading (dBuV/m)	Peak Limit (dBuV/m)	PK Margin (dB)	Azimuth (Degs)	Height (cm)	Polarity
1	5.72501	47.15	Pk	35	-21.1	0	61.05	68.2	-7.15	240	101	H
2	5.72635	49.18	Pk	34.9	-21.1	0	62.98	68.2	-5.22	240	101	H

Pk - Peak detector

VERTICAL RESULT



Marker	Frequency (GHz)	Meter Reading (dBuV)	Det	AF T863 (dB/m)	Amp/Cbl/Fitr/Pad (dB)	DC Corr (dB)	Corrected Reading (dBuV/m)	Peak Limit (dBuV/m)	PK Margin (dB)	Azimuth (Degs)	Height (cm)	Polarity
1	5.72501	46.63	Pk	35	-21.1	0	60.53	68.2	-7.67	99	108	V
2	5.72565	49.84	Pk	34.9	-21.1	0	63.64	68.2	-4.56	99	108	V

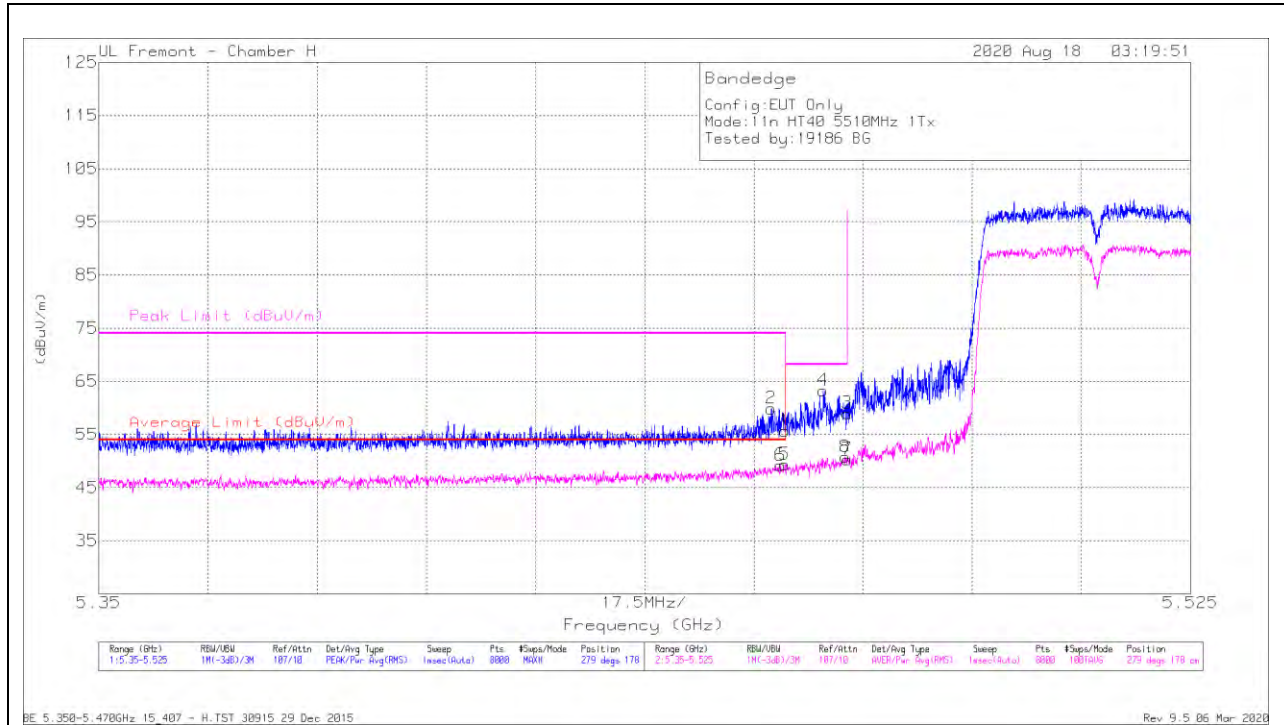
Pk - Peak detector

1.1.14. TX ABOVE 1 GHz 802.11n HT40 MODE IN THE 5.6 GHz BAND

1TX ANT 5

BANDEDGE (LOW CHANNEL)

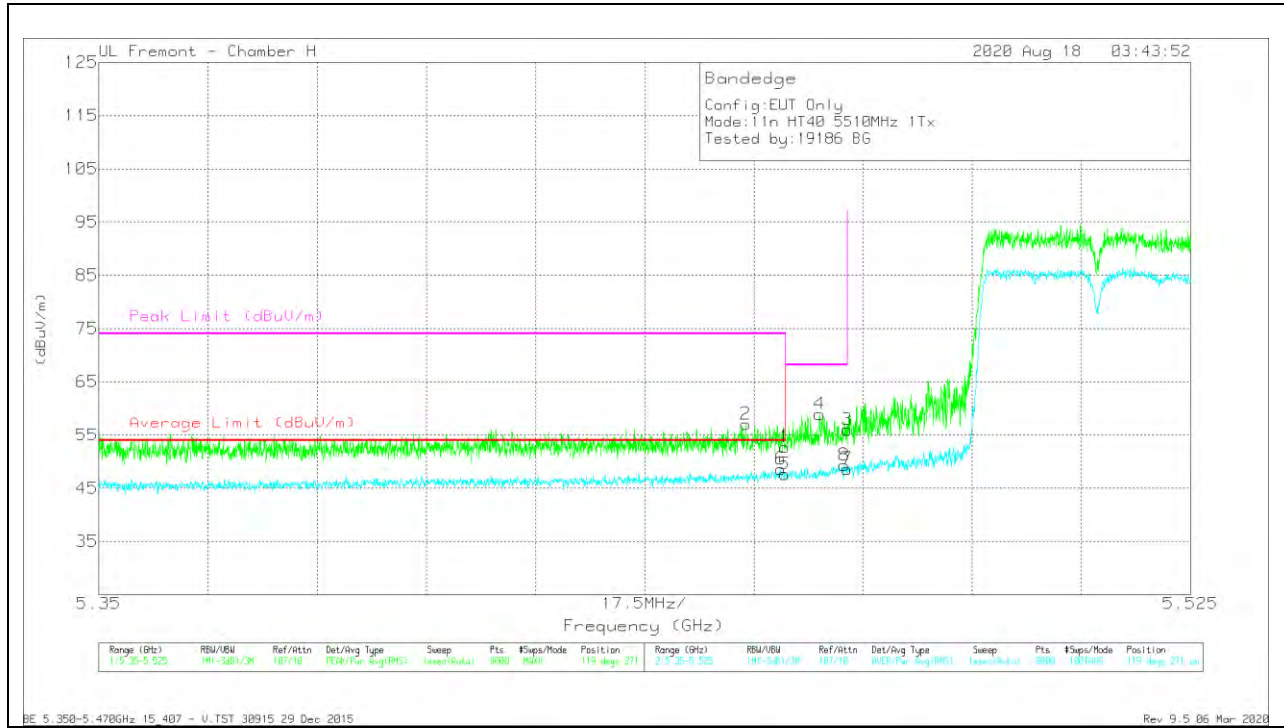
HORIZONTAL RESULT



Marker	Frequency (GHz)	Meter Reading (dBuV)	Det	AF T663 (dBm)	Amp/Coil/Filt/Pad (dB)	DC Corr (dB)	Corrected Reading (dBuVim)	Average Limit (dBuVim)	Margin (dB)	Peak Limit (dBuVim)	PK Margin (dB)	Azimuth (Degs)	Height (cm)	Polarity
1	* 5.45998	41.4	PK	35.2	-20.9	0	55.7	-	-	74	-18.3	279	178	H
2	* 5.45779	45.49	PK	35.3	-20.9	0	59.89	-	-	74	-14.11	279	178	H
5	* 5.45998	34.41	RMS	35.2	-20.9	65	49.36	54	-4.64	-	-	279	178	H
6	* 5.45926	34.25	RMS	35.2	-20.9	65	49.20	54	-4.80	-	-	279	178	H
4	5.46611	48.98	PK	35.2	-20.9	0	63.28	-	-	68.2	-4.92	279	178	H
8	5.46963	35.81	RMS	35.3	-21	65	50.76	-	-	-	-	279	178	H
3	5.46998	44.7	PK	35.3	-21	0	59	-	-	68.2	-9.2	279	178	H
7	5.46998	35.35	RMS	35.3	-21	65	50.30	-	-	-	-	279	178	H

* - indicates frequency in CFR47 Pt 15 / IC RSS-Restricted Band
 PK - Peak detector
 RMS - RMS detection

VERTICAL RESULT

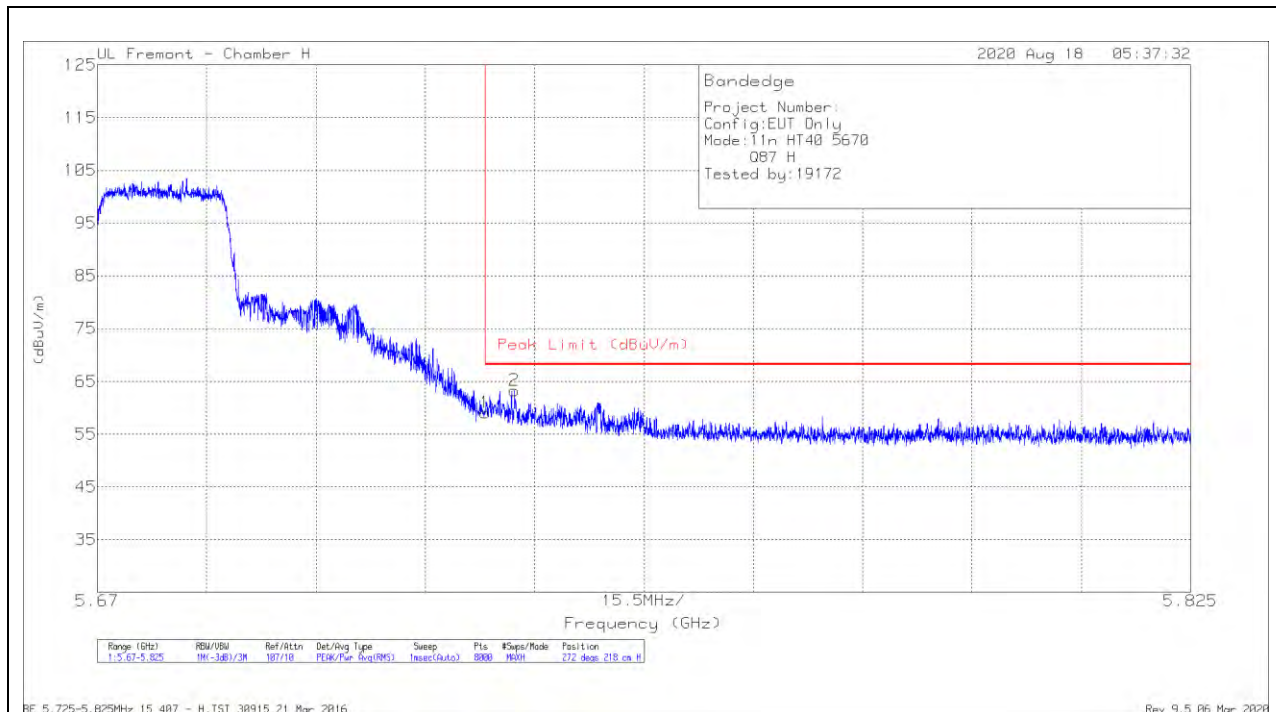


Marker	Frequency (GHz)	Meter Reading (dBuV)	Det	AF T863 (dBm)	Amp/CBI/Filt/Pad (dB)	DC Corr (dB)	Corrected Reading (dBuVim)	Average Limit (dBuVim)	Margin (dB)	Peak Limit (dBuVim)	PK Margin (dB)	Azimuth (Degs)	Height (cm)	Polarity
1	* 5.45998	38.46	PK	35.2	-20.9	0	52.76	-	-	74	-21.24	119	271	V
2	* 5.45368	42.73	PK	35.2	-20.9	0	57.03	-	-	74	-16.97	119	271	V
5	* 5.45998	32.74	RMS	35.2	-20.9	65	47.69	54	-6.31	-	-	119	271	V
6	* 5.4553	33.66	RMS	35.2	-20.9	65	48.61	54	-5.39	-	-	119	271	V
4	5.46554	44.62	PK	35.2	-20.9	0	58.92	-	-	68.2	-9.28	119	271	V
8	5.46948	34.37	RMS	35.3	-21	65	49.32	-	-	-	-	119	271	V
3	5.46998	41.69	PK	35.3	-21	0	55.99	-	-	68.2	-12.21	119	271	V
7	5.46998	33.65	RMS	35.3	-21	65	48.60	-	-	-	-	119	271	V

* - indicates frequency in CFR47 Pt 15 / IC RSS-Restricted Band
 PK - Peak detector
 RMS - RMS detection

BANDEDGE (HIGH CHANNEL)

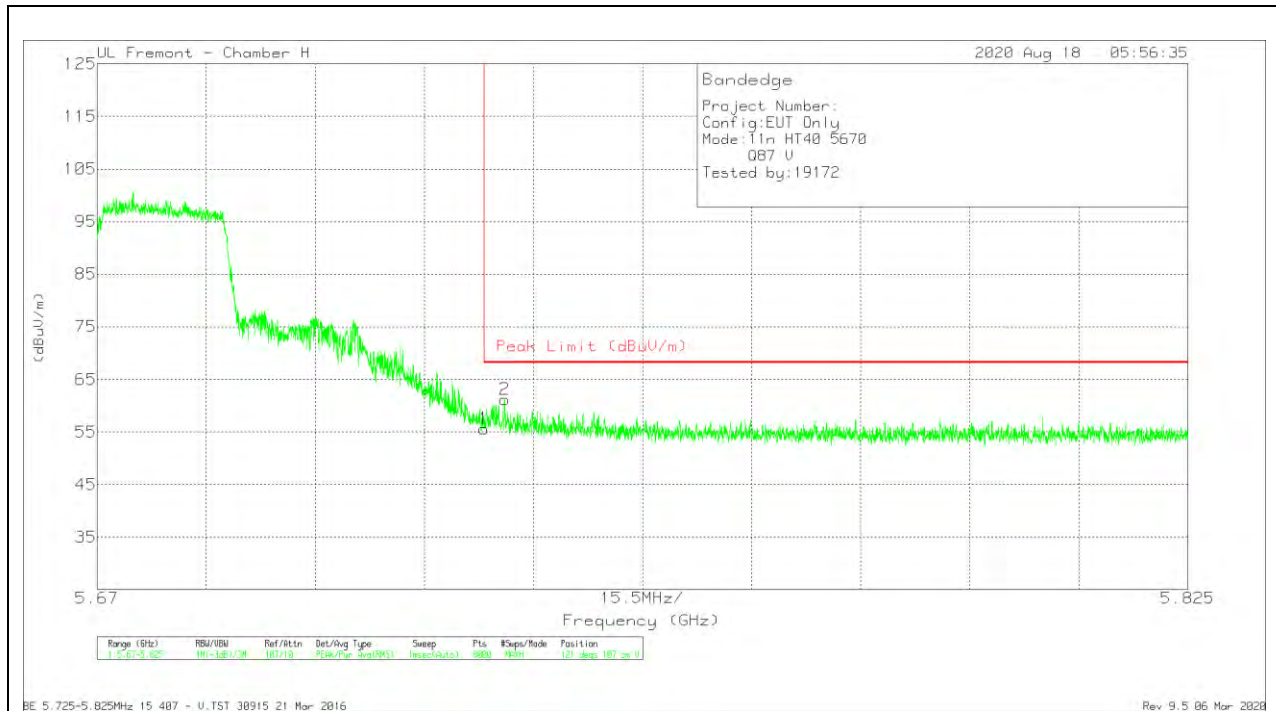
HORIZONTAL RESULT



Marker	Frequency (GHz)	Meter Reading (dBuV)	Det	AF T863 (dB/m)	Amp/Cbl/Fitr/Pad (dB)	DC Corr (dB)	Corrected Reading (dBuV/m)	Peak Limit (dBuV/m)	PK Margin (dB)	Azimuth (Degs)	Height (cm)	Polarity
1	5.72501	45.23	Pk	35	-21.1	0	59.13	68.2	-9.07	272	218	H
2	5.72912	49.46	Pk	34.9	-21.1	0	63.26	68.2	-4.94	272	218	H

Pk - Peak detector

VERTICAL RESULT



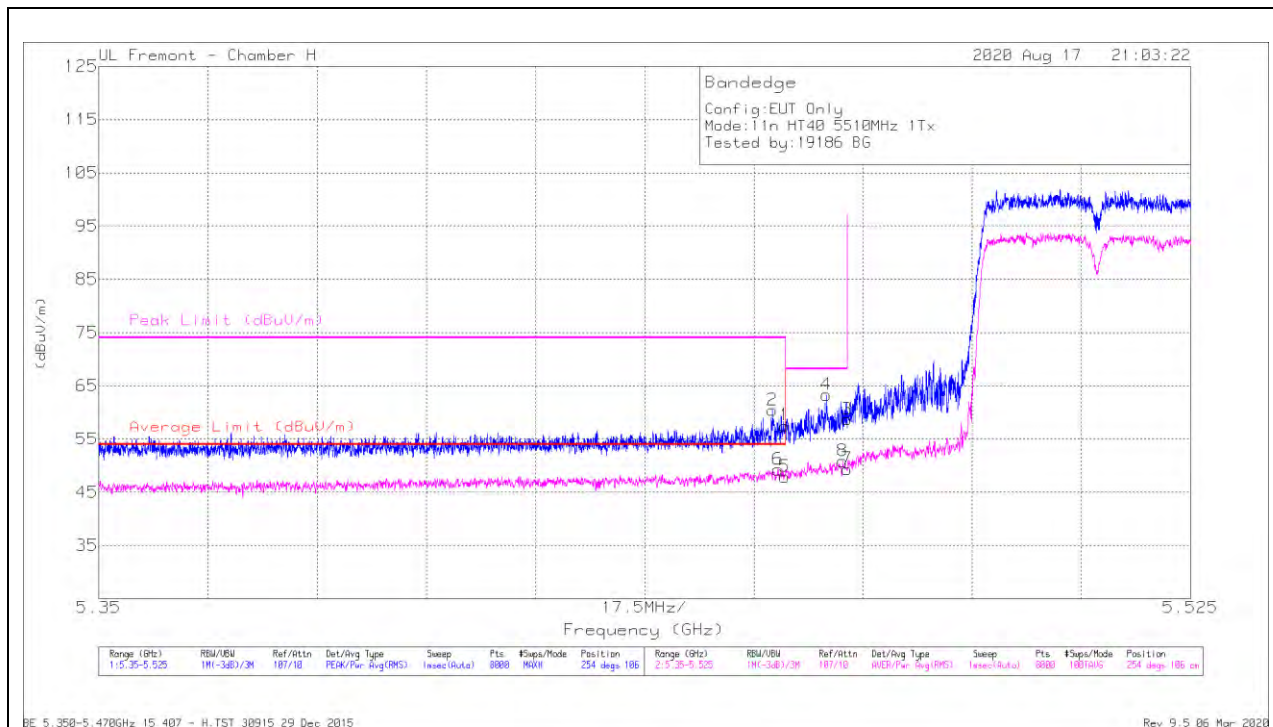
Marker	Frequency (GHz)	Meter Reading (dBuV)	Det	AF T863 (dB/m)	Amp/Cbl/Fitr/Pard (dB)	DC Corr (dB)	Corrected Reading (dBuV/m)	Peak Limit (dBuV/m)	PK Margin (dB)	Azimuth (Degs)	Height (cm)	Polarity
1	5.72501	41.69	Pk	35	-21.1	0	55.59	68.2	-12.61	121	107	V
2	5.72788	47.33	Pk	34.9	-21.1	0	61.13	68.2	-7.07	121	107	V

Pk - Peak detector

1TX ANT 6

BANDEDGE (LOW CHANNEL)

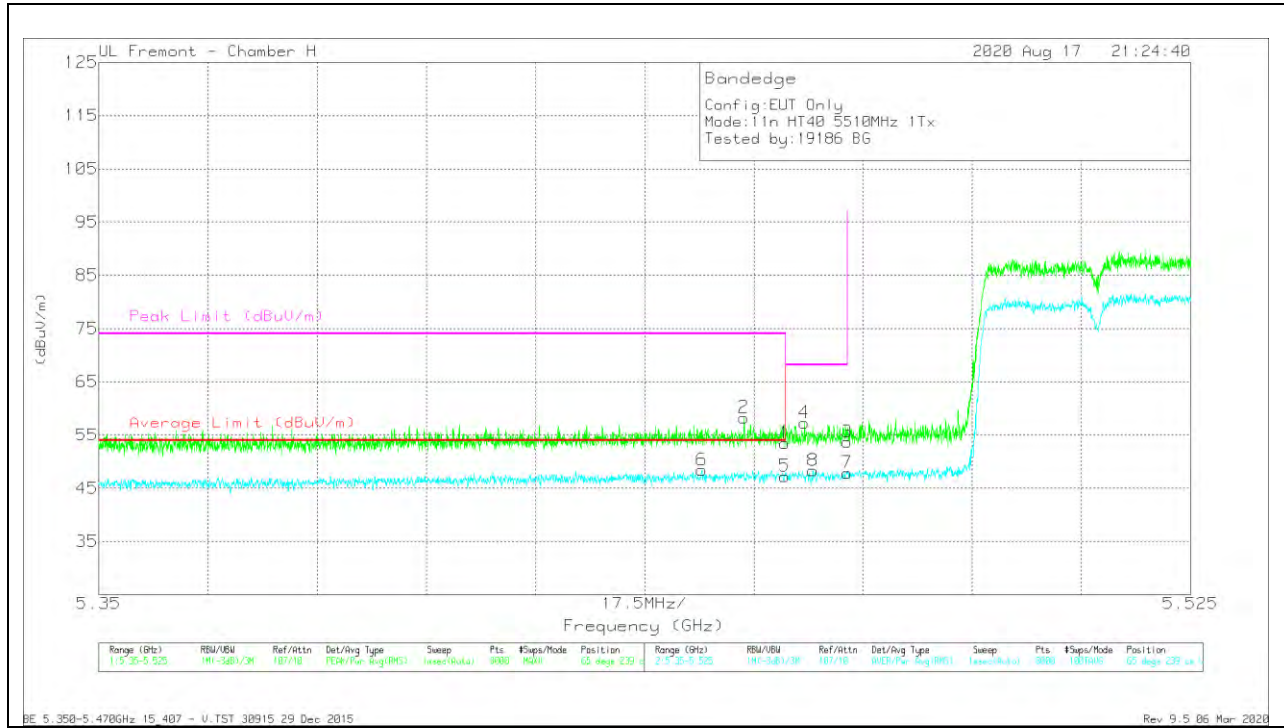
HORIZONTAL RESULT



Marker	Frequency (GHz)	Meter Reading (dBuV)	Det	AF 1963 (dB/m)	Amp/Cal/Frr/Pad (dB)	DC Corr (dB)	Corrected Reading (dBuV/m)	Average Limit (dBuV/m)	Margin (dB)	Peak Limit (dBuV/m)	PK Margin (dB)	Azimuth (Degs)	Height (cm)	Polarity
1	* 5.45998	43.25	Pk	35.2	-20.9	0	57.55	-	-	74	-16.45	254	106	H
2	* 5.45797	46.01	Pk	35.3	-20.9	0	60.41	-	-	74	-13.59	254	106	H
5	* 5.45998	32.97	RMS	35.2	-20.9	.65	47.92	54	-6.08	-	-	254	106	H
6	* 5.45898	34.21	RMS	35.3	-20.9	.65	49.26	54	-4.74	-	-	254	106	H
4	5.46661	49.01	Pk	35.2	-20.9	0	63.31	-	-	68.2	-4.89	254	106	H
8	5.46821	35.9	RMS	35.3	-21	.65	50.85	-	-	-	-	254	106	H
3	5.46998	44.42	Pk	35.3	-21	0	58.72	-	-	68.2	-9.48	254	106	H
7	5.46998	34.4	RMS	35.3	-21	.65	49.35	-	-	-	-	254	106	H

* - indicates frequency in CFR47 Pt 15 / IC RSS-Restricted Band
 Pk - Peak detector
 RMS - RMS detection

VERTICAL RESULT

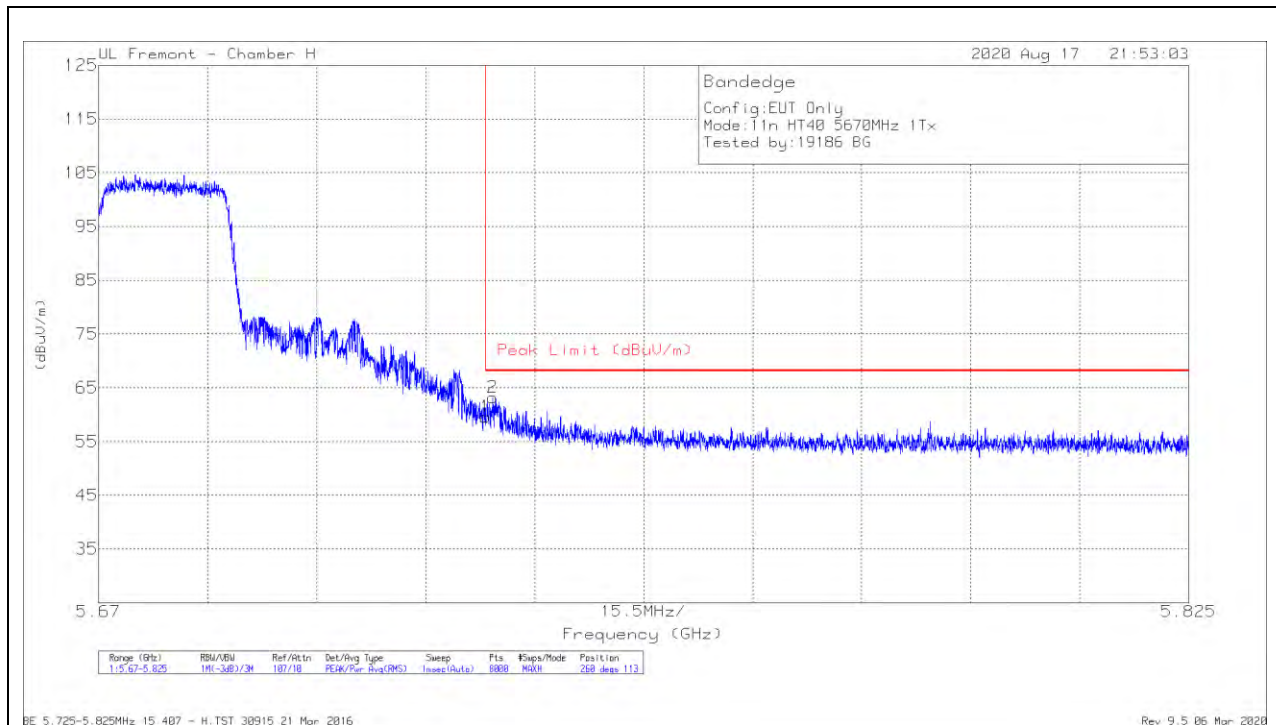


Marker	Frequency (GHz)	Meter Reading (dBuV)	Det	AF T863 (dBm)	Amp/Cbl/Ftr/Pad (dB)	DC Corr (dB)	Corrected Reading (dBuV/m)	Average Limit (dBuV/m)	Margin (dB)	Peak Limit (dBuV/m)	PK Margin (dB)	Azimuth (Degs)	Height (cm)	Polarity
1	* 5.45998	39.17	PK	35.2	-20.9	0	53.47	-	-	74	-20.53	65	239	V
2	* 5.4534	43.98	PK	35.2	-20.9	0	58.28	-	-	74	-15.72	65	239	V
5	* 5.45998	32.32	RMS	35.2	-20.9	65	47.27	54	-6.73	-	-	65	239	V
6	* 5.44666	33.48	RMS	35.1	-20.8	65	48.43	54	-5.57	-	-	65	239	V
4	5.46309	42.96	PK	35.2	-20.9	0	57.26	-	-	68.2	-10.94	65	239	V
8	5.46449	33.38	RMS	35.2	-20.9	65	48.33	-	-	-	-	65	239	V
3	5.46998	39.41	PK	35.3	-21	0	53.71	-	-	68.2	-14.49	65	239	V
7	5.46998	32.94	RMS	35.3	-21	65	47.89	-	-	-	-	65	239	V

* - indicates frequency in CFR47 Pt 15 / IC RSS-Restricted Band
 PK - Peak detector
 RMS - RMS detection

BANDEDGE (HIGH CHANNEL)

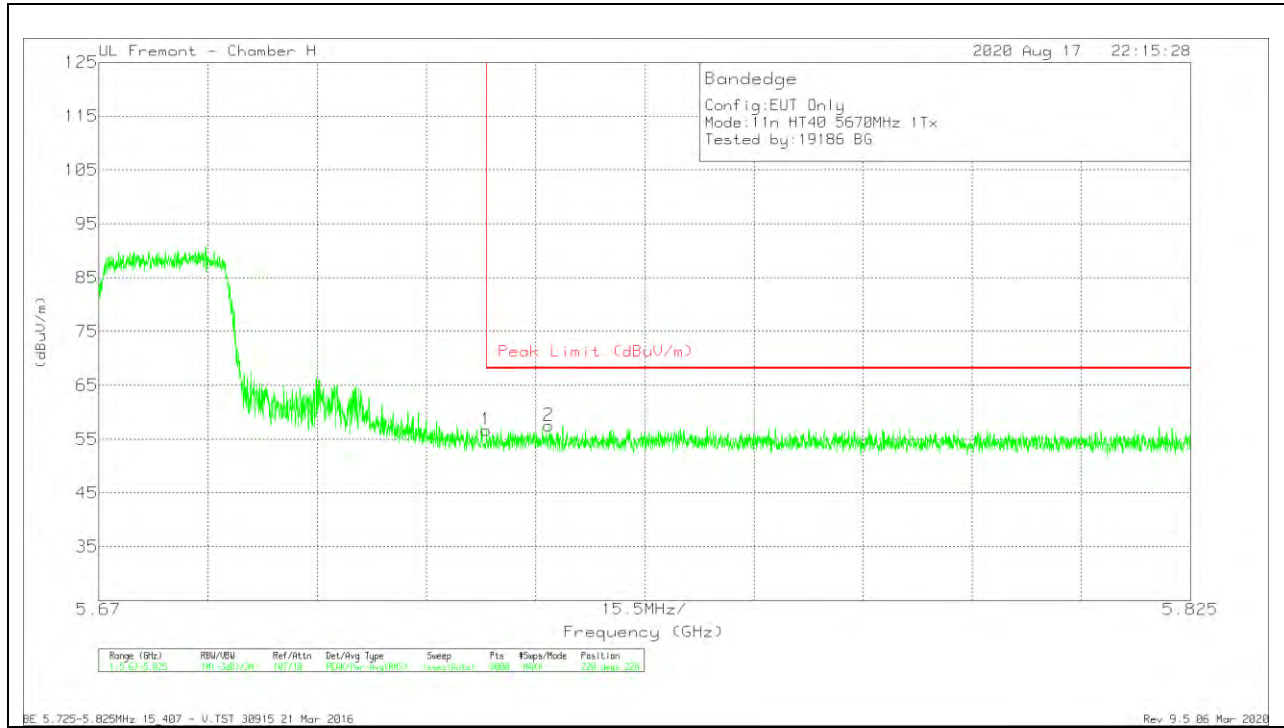
HORIZONTAL RESULT



Marker	Frequency (GHz)	Meter Reading (dBuV)	Det	AF T863 (dB/m)	Amp/Cbl/Filtr/Paid (dB)	DC Corr (dB)	Corrected Reading (dBuV/m)	Peak Limit (dBuV/m)	PK Margin (dB)	Azimuth (Degs)	Height (cm)	Polarity
1	5.72501	45.63	Pk	35	-21.1	0	59.53	68.2	-8.67	260	113	H
2	5.72602	49.39	Pk	34.9	-21.1	0	63.19	68.2	-5.01	260	113	H

Pk - Peak detector

VERTICAL RESULT



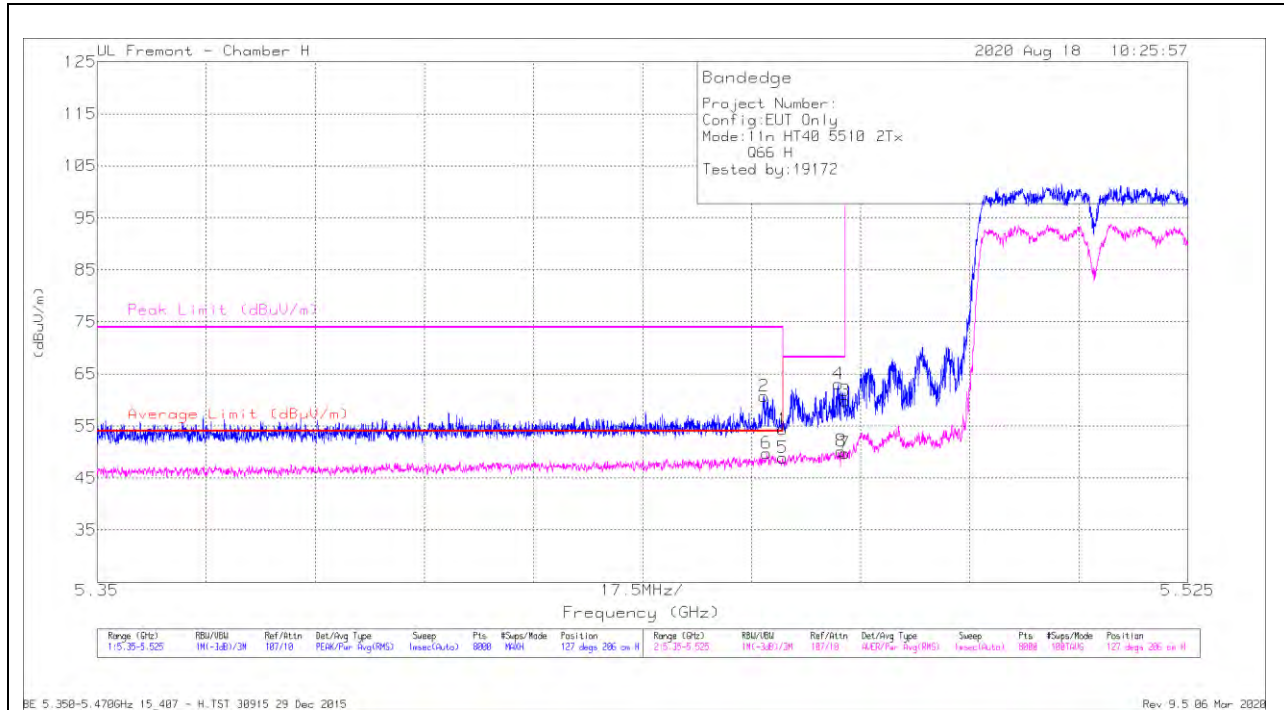
Marker	Frequency (GHz)	Meter Reading (dBuV)	Det	AF T863 (dB/m)	Amp/Cbl/Fitr/Pad (dB)	DC Corr (dB)	Corrected Reading (dBuV/m)	Peak Limit (dBuV/m)	PK Margin (dB)	Azimuth (Degs)	Height (cm)	Polarity
1	5.72501	42.82	Pk	35	-21.1	0	56.72	68.2	-11.48	220	228	V
2	5.73387	43.63	Pk	35	-21.1	0	57.53	68.2	-10.67	220	228	V

Pk - Peak detector

2TX ANT 5 + ANT 6 CDD MODE

BANDEDGE (LOW CHANNEL)

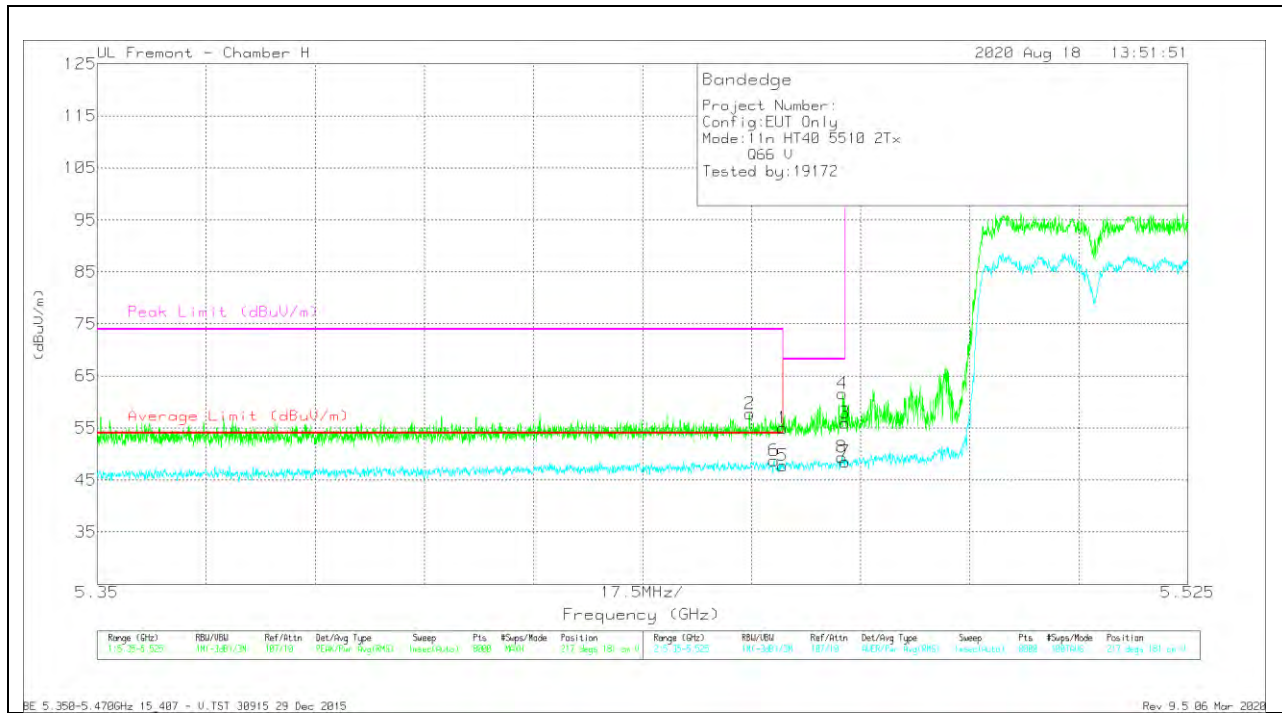
HORIZONTAL RESULT



Marker	Frequency (GHz)	Meter Reading (dBuV)	Det	AF T663 (dB/m)	Amp/CBI/FRR/Pad (dB)	DC Corr (dB)	Corrected Reading (dBuV/m)	Average Limit (dBuV/m)	Margin (dB)	Peak Limit (dBuV/m)	PK Margin (dB)	Azimuth (Degs)	Height (cm)	Polarity
1	* 5.45998	40.04	Pk	35.2	-20.9	0	54.34	-	-	74	-19.66	127	206	H
2	* 5.45694	46.32	Pk	35.3	-20.9	0	60.72	-	-	74	-13.28	127	206	H
5	* 5.45998	33.74	RMS	35.2	-20.9	.89	48.93	54	-5.07	-	-	127	206	H
6	* 5.4574	34.42	RMS	35.3	-20.9	.89	49.71	54	-4.29	-	-	127	206	H
4	5.46891	49.94	Pk	35.3	-21	0	63.14	-	-	68.2	-5.06	127	206	H
8	5.46841	35	RMS	35.3	-21	.89	50.19	-	-	-	-	127	206	H
3	5.46998	45.5	Pk	35.3	-21	0	59.8	-	-	68.2	-8.4	127	206	H
7	5.46998	34.59	RMS	35.3	-21	.89	49.78	-	-	-	-	127	206	H

* - indicates frequency in CFR47 Pt 15 / IC RSS-Restricted Band
 Pk - Peak detector
 RMS - RMS detection

VERTICAL RESULT

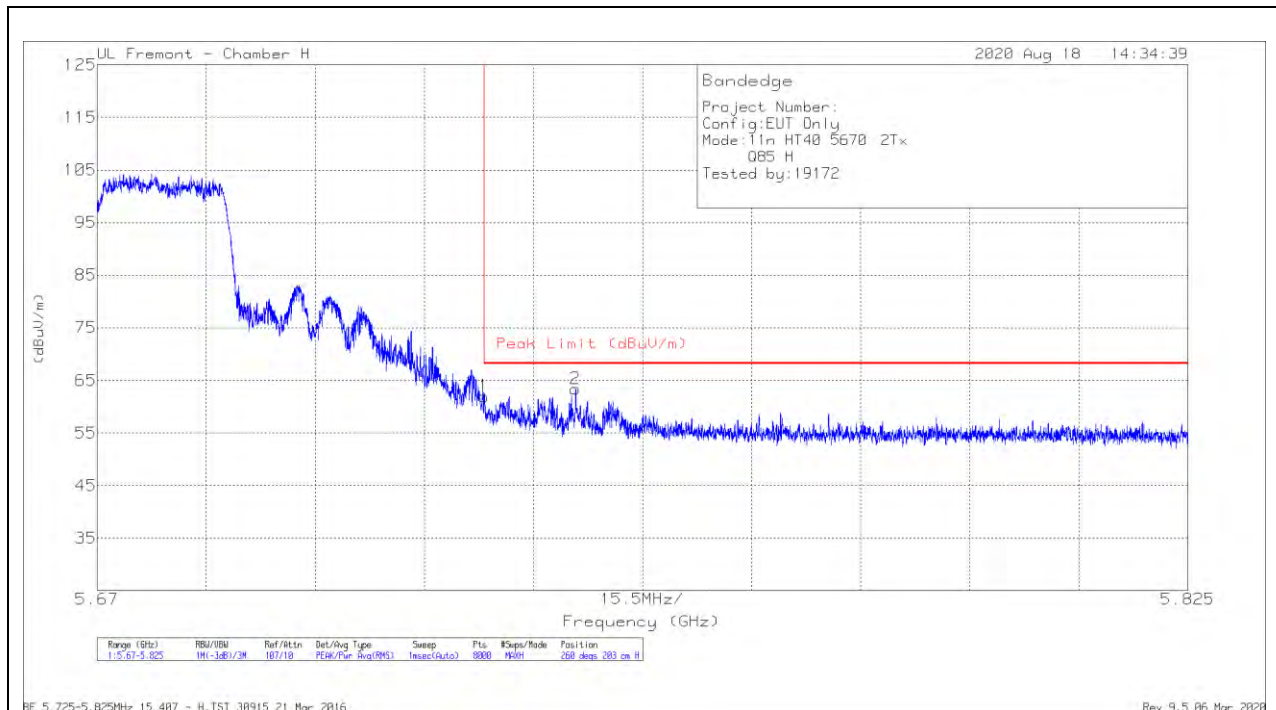


Marker	Frequency (GHz)	Meter Reading (dBuV)	Det	AF 1863 (dBm)	Amp/Cbl/Ftr/Pad (dB)	DC Corr (dB)	Corrected Reading (dBuV/m)	Average Limit (dBuV/m)	Margin (dB)	Peak Limit (dBuV/m)	PK Margin (dB)	Azimuth (Degs)	Height (cm)	Polarity
1	* 5.45998	40.68	Pk	35.2	-20.9	0	54.98	-	-	74	-19.02	217	181	V
2	* 5.45466	43.42	Pk	35.2	-20.9	0	57.72	-	-	74	-16.28	217	181	V
5	* 5.45998	32.55	RMS	35.2	-20.9	.89	47.74	54	-6.26	-	-	217	181	V
6	* 5.4558	33.47	RMS	35.3	-20.9	.89	48.76	54	-5.24	-	-	217	181	V
8	5.4695	34.15	RMS	35.3	-21	.89	49.34	-	-	-	-	217	181	V
4	5.46961	47.31	Pk	35.3	-21	0	61.61	-	-	68.2	-6.59	217	181	V
3	5.46998	41.64	Pk	35.3	-21	0	55.94	-	-	68.2	-12.26	217	181	V
7	5.46998	33.33	RMS	35.3	-21	.89	48.52	-	-	-	-	217	181	V

* - indicates frequency in CFR47 Pt 15 / IC RSS-Restricted Band
 Pk - Peak detector
 RMS - RMS detection

BANDEDGE (HIGH CHANNEL)

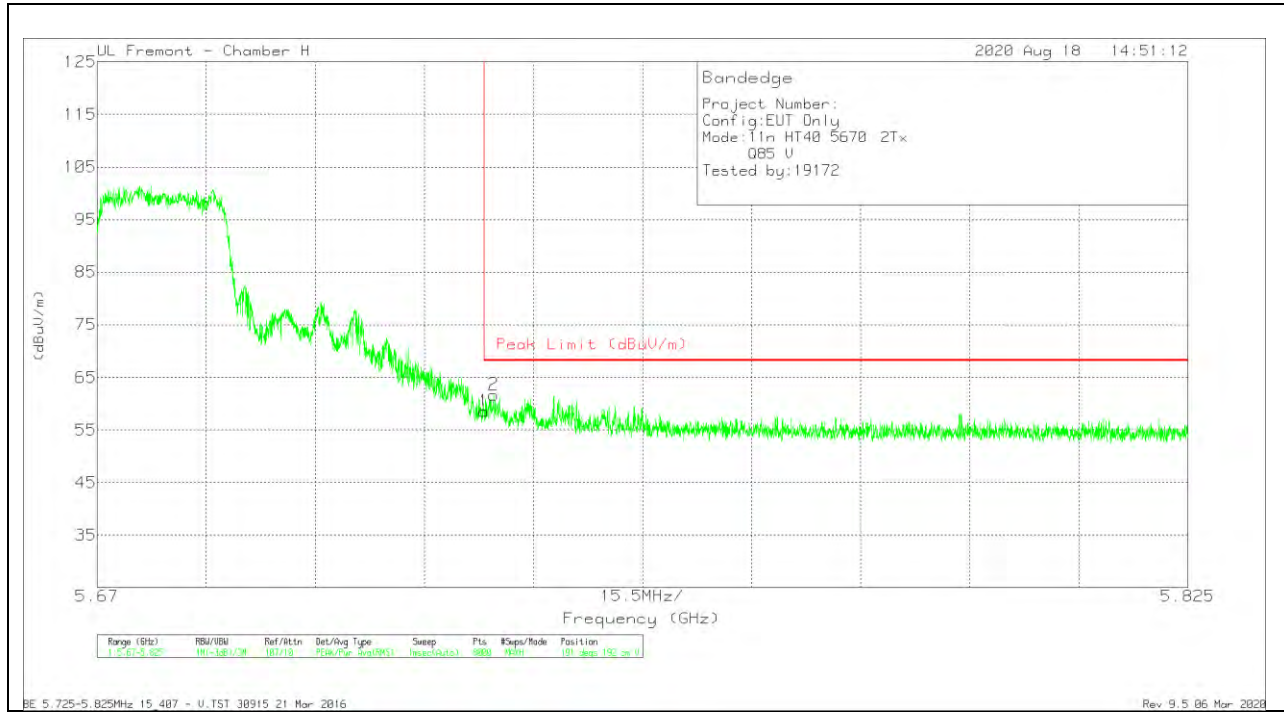
HORIZONTAL RESULT



Marker	Frequency (GHz)	Meter Reading (dBuV)	Det	AF T863 (dB/m)	Amp/Cbl/Fitr/Pad (dB)	DC Corr (dB)	Corrected Reading (dBuV/m)	Peak Limit (dBuV/m)	PK Margin (dB)	Azimuth (Degs)	Height (cm)	Polarity
1	5.72501	48.08	Pk	35	-21.1	0	61.98	68.2	-6.22	260	203	H
2	5.73799	49.56	Pk	34.9	-21.1	0	63.36	68.2	-4.84	260	203	H

Pk - Peak detector

VERTICAL RESULT



Marker	Frequency (GHz)	Meter Reading (dBuV)	Det	AF T863 (dB/m)	Amp/Cbl/Fitr/Pad (dB)	DC Corr (dB)	Corrected Reading (dBuV/m)	Peak Limit (dBuV/m)	PK Margin (dB)	Azimuth (Degs)	Height (cm)	Polarity
1	5.72501	44.7	Pk	35	-21.1	0	58.6	68.2	-9.6	191	192	V
2	5.72635	47.93	Pk	34.9	-21.1	0	61.73	68.2	-6.47	191	192	V

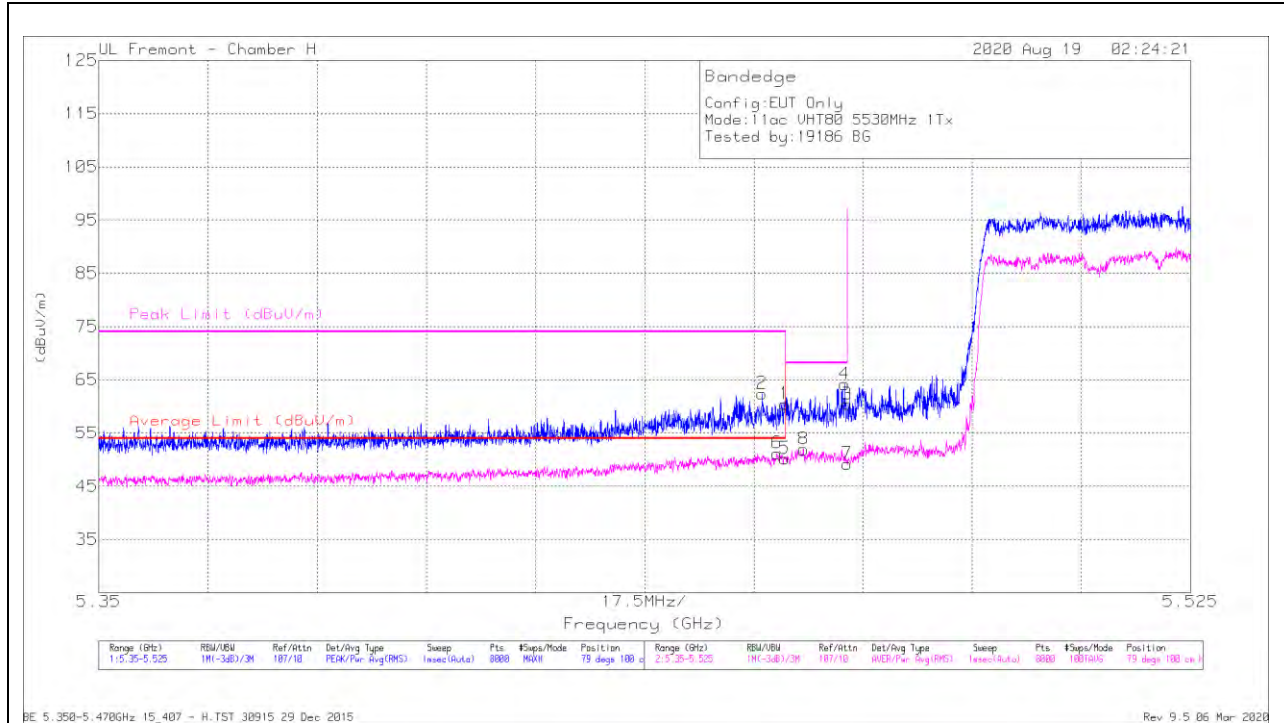
Pk - Peak detector

1.1.15. TX ABOVE 1 GHz 802.11ac VHT80 MODE IN THE 5.6 GHz BAND

1TX ANT 5

BANDEDGE (LOW CHANNEL)

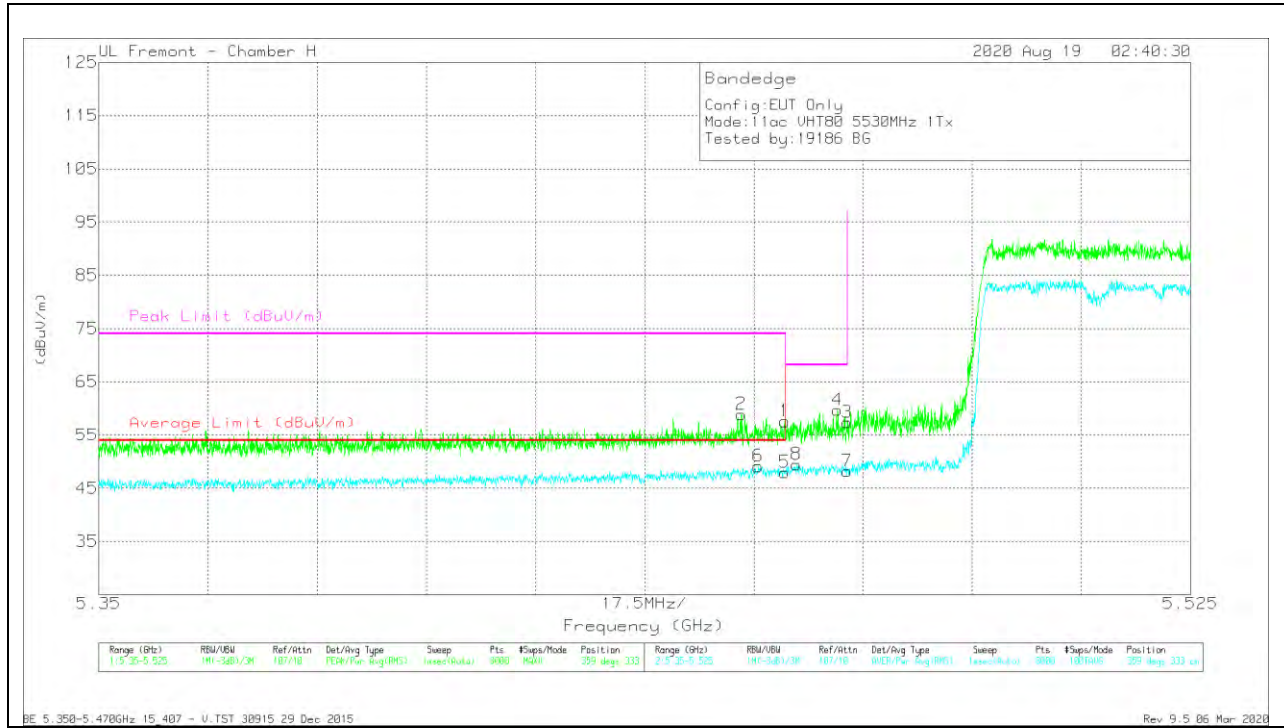
HORIZONTAL RESULT



Marker	Frequency (GHz)	Meter Reading (dBuV)	Det	AF T863 (dBIm)	Amp/Cbl/Filt/Pad (dB)	DC Corr (dB)	Corrected Reading (dBuV/m)	Average Limit (dBuV/m)	Margin (dB)	Peak Limit (dBuV/m)	PK Margin (dB)	Azimuth (Degs)	Height (cm)	Polarity
1	* 5.45998	46.17	Pk	35.2	-20.9	0	60.47	-	-	74	-13.53	79	100	H
2	* 5.45631	48.03	Pk	35.3	-20.9	0	62.43	-	-	74	-11.57	79	100	H
5	* 5.45998	34.8	RMS	35.2	-20.9	1.08	50.18	54	-3.82	-	-	79	100	H
6	* 5.45867	35.69	RMS	35.3	-20.9	1.08	51.17	54	-2.83	-	-	79	100	H
8	5.46293	36.54	RMS	35.2	-20.9	1.08	51.92	-	-	-	-	79	100	H
4	5.46952	49.87	Pk	35.3	-21	0	64.17	-	-	68.2	-4.03	79	100	H
3	5.46998	46.13	Pk	35.3	-21	0	60.43	-	-	68.2	-7.77	79	100	H
7	5.46998	33.78	RMS	35.3	-21	1.08	49.14	-	-	-	-	79	100	H

* - indicates frequency in CFR47 Pt 15 / IC RSS-Restricted Band
 Pk - Peak detector
 RMS - RMS detection

VERTICAL RESULT



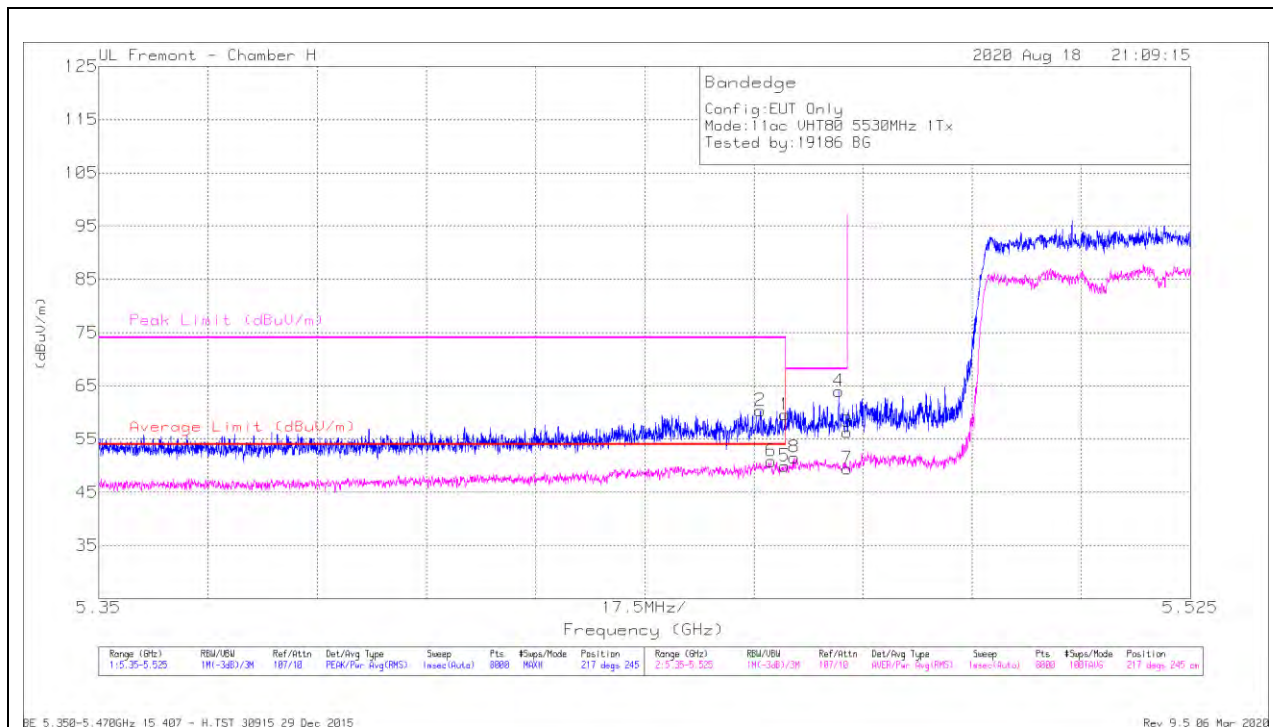
Marker	Frequency (GHz)	Meter Reading (dBuV)	Det	AF T863 (dB/m)	Amp/Cbl/Ftr/Pad (dB)	DC Corr (dB)	Corrected Reading (dBuV/m)	Average Limit (dBuV/m)	Margin (dB)	Peak Limit (dBuV/m)	PK Margin (dB)	Azimuth (Degs)	Height (cm)	Polarity
1	* 5.45998	43.28	PK	35.2	-20.9	0	57.58	-	-	74	-16.42	359	333	V
2	* 5.453	44.59	PK	35.2	-20.9	0	58.89	-	-	74	-15.11	359	333	V
5	* 5.45998	32.57	RMS	35.2	-20.9	1.08	47.95	54	-6.05	-	-	359	333	V
6	* 5.45569	33.63	RMS	35.3	-20.9	1.08	49.11	54	-4.91	-	-	359	333	V
8	5.46182	34.05	RMS	35.2	-20.9	1.08	49.43	-	-	-	-	359	333	V
4	5.46843	45.28	PK	35.3	-20.9	0	59.68	-	-	68.2	-8.52	359	333	V
3	5.46998	43.05	PK	35.3	-21	0	57.35	-	-	68.2	-10.85	359	333	V
7	5.46998	32.79	RMS	35.3	-21	1.08	48.17	-	-	-	-	359	333	V

* - indicates frequency in CFR47 Pt 15 / IC RSS-Restricted Band
 PK - Peak detector
 RMS - RMS detection

1TX ANT 6

BANDEDGE (LOW CHANNEL)

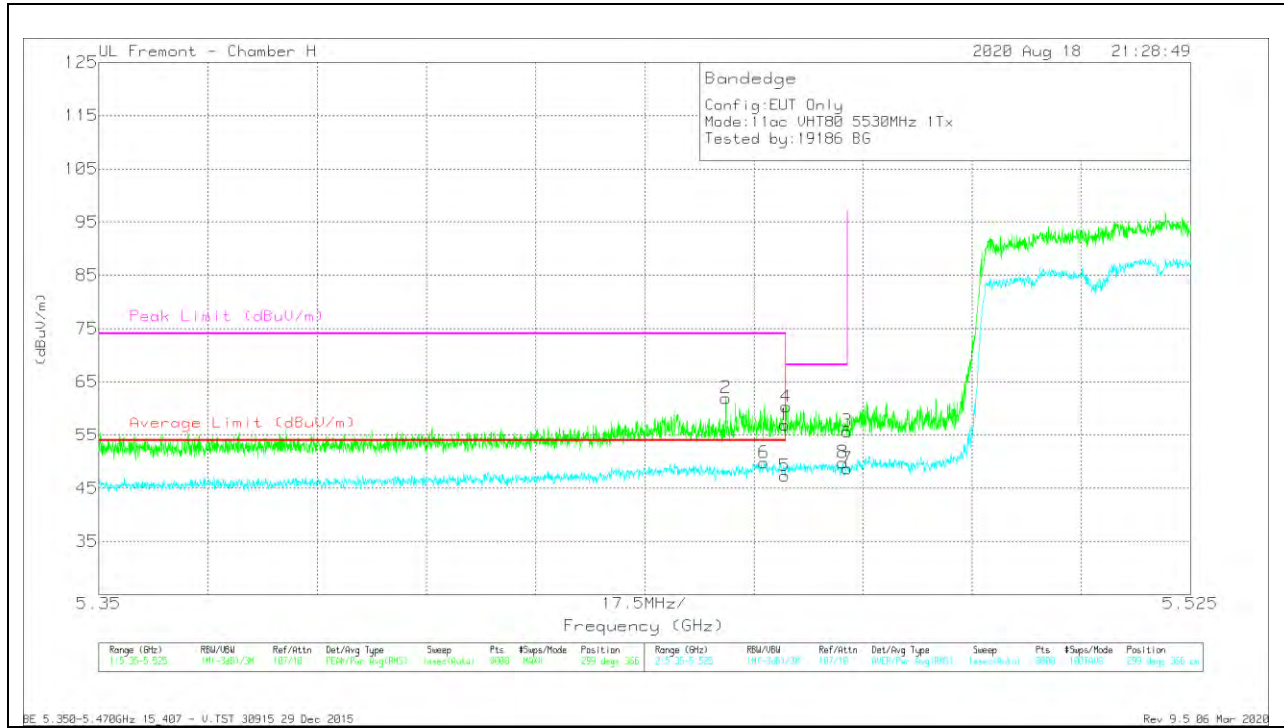
HORIZONTAL RESULT



Marker	Frequency (GHz)	Meter Reading (dBuV)	Det	AF T863 (dB/m)	Amp/CBI/FRR/Pad (dB)	DC Corr (dB)	Corrected Reading (dBuV/m)	Average Limit (dBuV/m)	Margin (dB)	Peak Limit (dBuV/m)	PK Margin (dB)	Azimuth (Degs)	Height (cm)	Polarity
1	* 5.45998	45.25	Pk	35.2	-20.9	0	59.55	-	-	74	-14.45	217	245	H
2	* 5.45604	45.94	Pk	35.3	-20.9	0	60.34	-	-	74	-13.66	217	245	H
5	* 5.45998	34.55	RMS	35.2	-20.9	1.08	49.93	54	-4.07	-	-	217	245	H
6	* 5.45775	35.37	RMS	35.3	-20.9	1.08	50.85	54	-3.15	-	-	217	245	H
8	5.46147	36.19	RMS	35.2	-20.9	1.08	51.56	-	-	-	-	217	245	H
4	5.4686	49.69	Pk	35.3	-21	0	63.99	-	-	68.2	-4.21	217	245	H
3	5.46998	42.03	Pk	35.3	-21	0	56.33	-	-	68.2	-11.87	217	245	H
7	5.46998	34.08	RMS	35.3	-21	1.08	49.46	-	-	-	-	217	245	H

* - indicates frequency in CFR47 Pt 15 / IC RSS-Restricted Band
 Pk - Peak detector
 RMS - RMS detection

VERTICAL RESULT



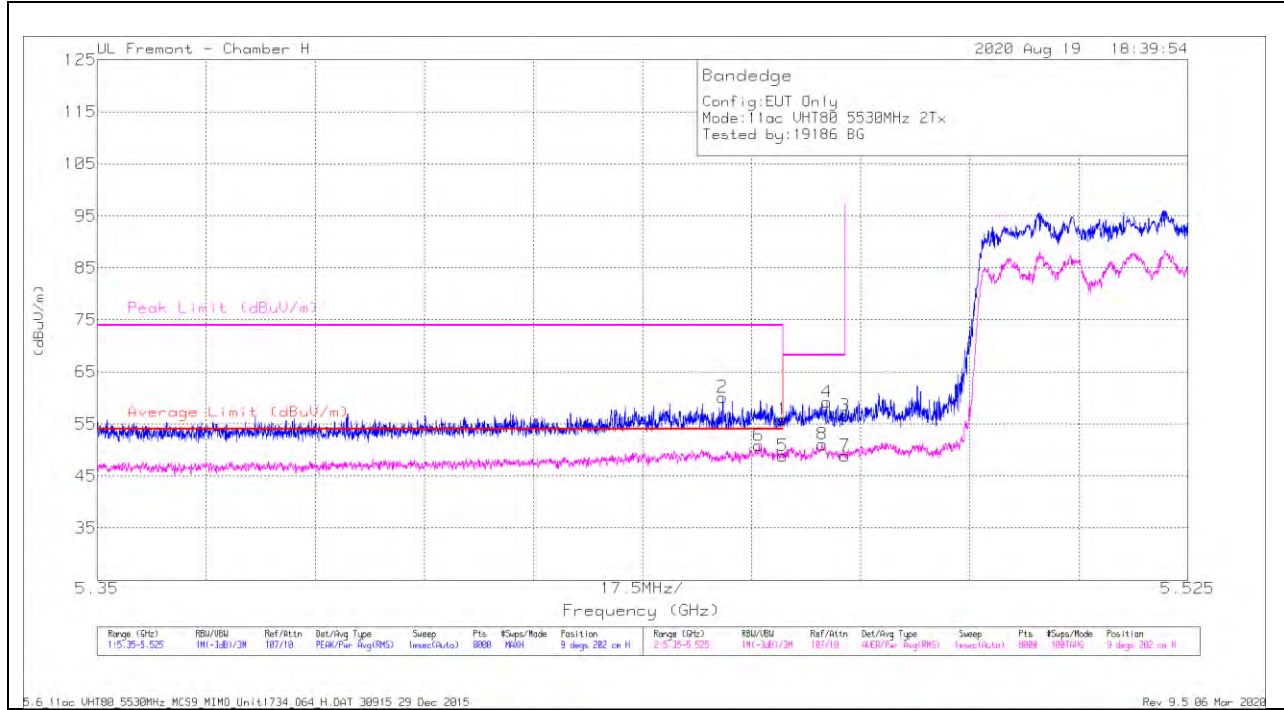
Marker	Frequency (GHz)	Meter Reading (dBuV)	Det	AF 1863 (dB/m)	Amp/Cbl/Ftr/Pad (dB)	DC Corr (dB)	Corrected Reading (dBuV/m)	Average Limit (dBuV/m)	Margin (dB)	Peak Limit (dBuV/m)	PK Margin (dB)	Azimuth (Degs)	Height (cm)	Polarity
1	* 5.45998	42.57	PK	35.2	-20.9	0	56.87	-	-	74	-17.13	299	366	V
2	* 5.45051	47.76	PK	35.1	-20.9	0	61.96	-	-	74	-12.04	299	366	V
5	* 5.45998	31.94	RMS	35.2	-20.9	1.08	47.32	54	-6.68	-	-	299	366	V
6	* 5.45663	34.3	RMS	35.3	-20.9	1.08	49.78	54	-4.22	-	-	299	366	V
4	5.4602	45.99	PK	35.2	-20.9	0	60.29	-	-	68.2	-7.91	299	366	V
8	5.46928	34.44	RMS	35.3	-21	1.08	49.82	-	-	-	-	299	366	V
3	5.46998	41.39	PK	35.3	-21	0	55.69	-	-	68.2	-12.51	299	366	V
7	5.46998	33.31	RMS	35.3	-21	1.08	48.69	-	-	-	-	299	366	V

* - indicates frequency in CFR47 Pt 15 / IC RSS-Restricted Band
 PK - Peak detector
 RMS - RMS detection

2TX ANT 5 + ANT 6 CDD MODE

BANDEDGE (LOW CHANNEL)

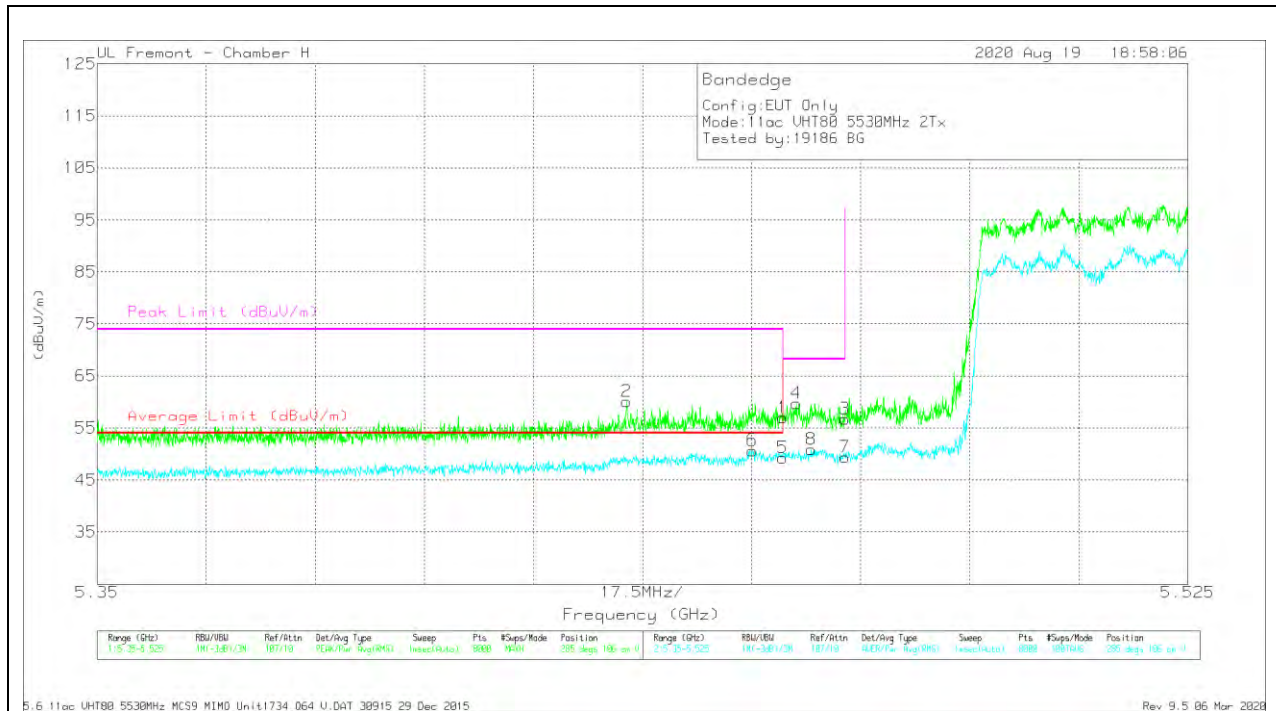
HORIZONTAL RESULT



Marker	Frequency (GHz)	Meter Reading (dBuV)	Det	AF 1963 (dB/m)	Amp/CBI/FRR/Pad (dB)	DC Corr (dB)	Corrected Reading (dBuV/m)	Average Limit (dBuV/m)	Margin (dB)	Peak Limit (dBuV/m)	PK Margin (dB)	Azimuth (Degs)	Height (cm)	Polarity
1	* 5.45998	41.58	Pk	35.2	-20.9	0	55.88	-	-	74	-18.12	9	202	H
2	* 5.45035	45.96	Pk	35.1	-20.9	0	60.16	-	-	74	-13.84	9	202	H
5	* 5.45998	33.24	RMS	35.2	-20.9	1.31	48.85	54	-5.15	-	-	9	202	H
6	* 5.4562	35.13	RMS	35.3	-20.9	1.31	50.84	54	-3.16	-	-	9	202	H
8	5.4663	35.46	RMS	35.2	-20.9	1.31	51.07	-	-	-	-	9	202	H
4	5.46705	44.88	Pk	35.3	-20.9	0	59.28	-	-	68.2	-8.92	9	202	H
3	5.46998	42.96	Pk	35.3	-21	0	56.66	-	-	68.2	-11.54	9	202	H
7	5.46998	33.3	RMS	35.3	-21	1.31	48.91	-	-	-	-	9	202	H

* - indicates frequency in CFR47 Pt 15 / IC RSS-Restricted Band
 Pk - Peak detector
 RMS - RMS detection

VERTICAL RESULT



Marker	Frequency (GHz)	Meter Reading (dBuV)	Det	AF 1863 (dBm)	Amp/Cbl/Ftr/Pad (dB)	DC Corr (dB)	Corrected Reading (dBuV/m)	Average Limit (dBuV/m)	Margin (dB)	Peak Limit (dBuV/m)	PK Margin (dB)	Azimuth (Degs)	Height (cm)	Polarity
1	* 5.45998	42.73	Pk	35.2	-20.9	0	57.03	-	-	74	-16.97	285	106	V
2	* 5.43495	45.84	Pk	35.1	-20.8	0	60.14	-	-	74	-13.86	285	106	V
5	* 5.45998	33.68	RMS	35.2	-20.9	1.31	49.29	54	-4.71	-	-	285	106	V
6	* 5.45512	34.98	RMS	35.3	-20.9	1.31	50.69	54	-3.31	-	-	285	106	V
4	5.46221	45.38	Pk	35.2	-20.9	0	59.68	-	-	68.2	-8.52	285	106	V
8	5.46455	35.29	RMS	35.2	-20.9	1.31	50.9	-	-	-	-	285	106	V
3	5.46998	42.41	Pk	35.3	-21	0	56.71	-	-	68.2	-11.49	285	106	V
7	5.46998	33.72	RMS	35.3	-21	1.31	49.33	-	-	-	-	285	106	V

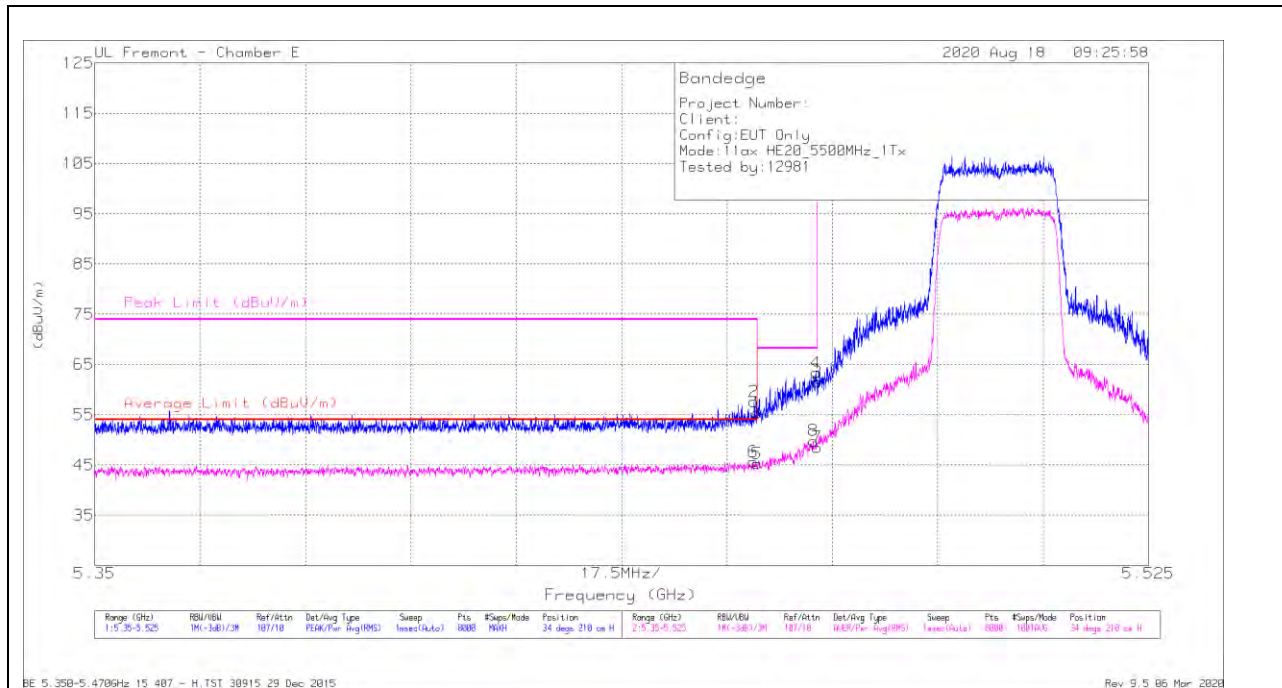
* - indicates frequency in CFR47 Pt 15 / IC RSS-Restricted Band
 Pk - Peak detector
 RMS - RMS detection

1.1.16. TX ABOVE 1 GHz 802.11ax HE20 MODE IN THE 5.6 GHz BAND

1TX ANT 5 – SU, RU Index 61

BANDEDGE (LOW CHANNEL)

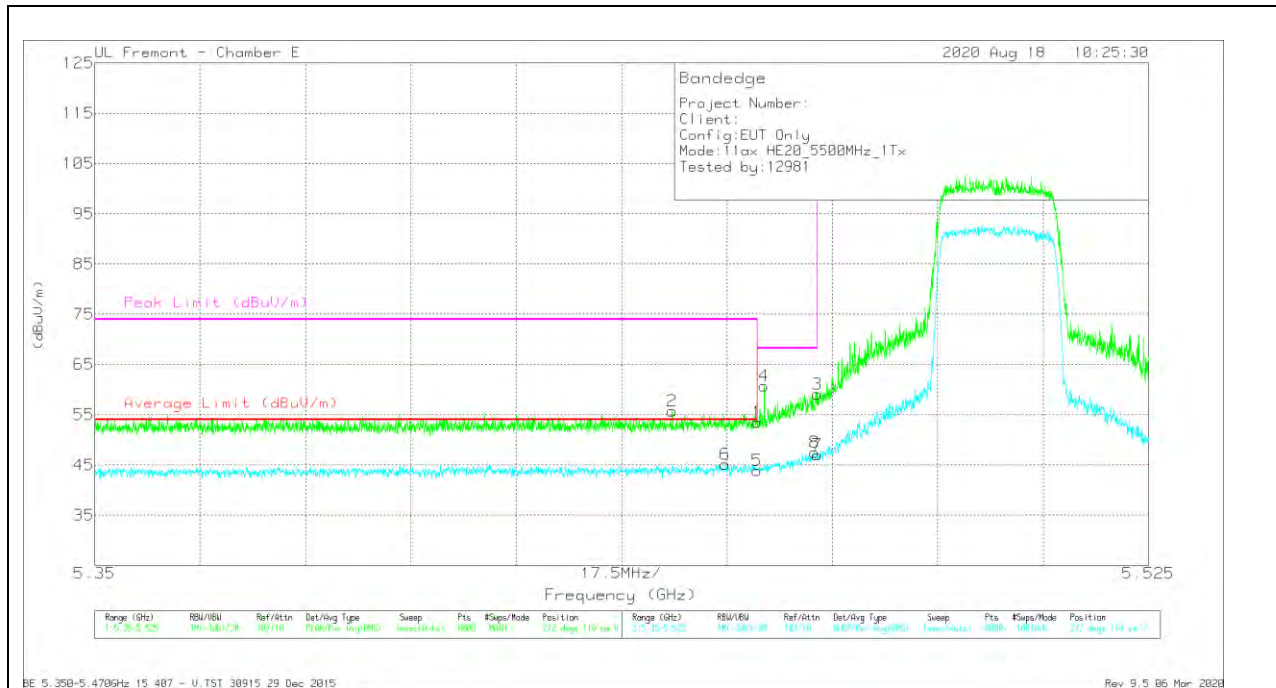
HORIZONTAL RESULT



Marker	Frequency (GHz)	Meter Reading (dBuV)	Det	AF T712 (dB/m)	Amp/Cbl/Fitr/Pad (dB)	Corrected Reading (dBuV/m)	Average Limit (dBuV/m)	Margin (dB)	Peak Limit (dBuV/m)	PK Margin (dB)	Azimuth (Degs)	Height (cm)	Polarity
1	* 5.45998	42.59	Pk	34.5	-21.7	55.39	-	-	74	-18.61	34	210	H
2	* 5.45995	44.69	Pk	34.6	-21.7	57.59	-	-	74	-16.41	34	210	H
5	* 5.45998	32.47	RMS	34.5	-21.7	45.27	54	-8.73	-	-	34	210	H
6	* 5.45937	32.77	RMS	34.6	-21.7	45.67	54	-8.33	-	-	34	210	H
8	5.46932	36.92	RMS	34.6	-21.7	49.82	-	-	-	-	34	210	H
4	5.46974	50.48	Pk	34.6	-21.7	63.38	-	-	68.2	-4.82	34	210	H
3	5.46998	48.57	Pk	34.6	-21.7	61.47	-	-	68.2	-6.73	34	210	H
7	5.46996	35.58	RMS	34.6	-21.7	48.48	-	-	-	-	34	210	H

* - indicates frequency in CFR47 Pt 15 / IC RSS-Restricted Band
 Pk - Peak detector
 RMS - RMS detection

VERTICAL RESULT

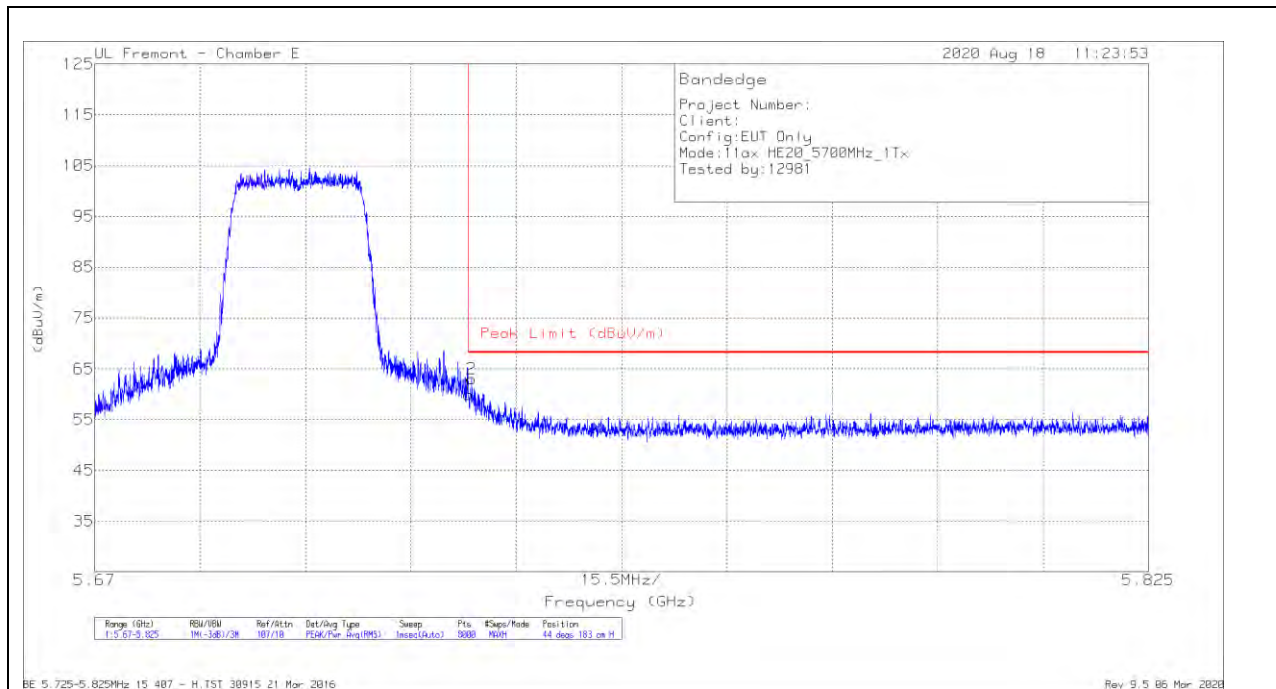


Marker	Frequency (GHz)	Meter Reading (dBuV)	Det	AF T712 (dB/m)	Amp/Cb1/Filtr/Par d (dB)	Corrected Reading (dBuV/m)	Average Limit (dBuV/m)	Margin (dB)	Peak Limit (dBuV/m)	PK Margin (dB)	Azimuth (Degs)	Height (cm)	Polarity
1	* 5.45998	40.69	Pk	34.5	-21.7	53.49	-	-	74	-20.51	272	118	V
2	* 5.44591	42.99	Pk	34.5	-21.7	55.79	-	-	74	-18.21	272	118	V
5	* 5.45998	31.07	RMS	34.5	-21.7	43.87	54	-10.13	-	-	272	118	V
6	* 5.45475	32.22	RMS	34.6	-21.7	45.12	54	-8.88	-	-	272	118	V
4	5.46118	47.89	Pk	34.5	-21.7	60.69	-	-	68.2	-7.51	272	118	V
8	5.46954	34.61	RMS	34.6	-21.7	47.51	-	-	-	-	272	118	V
3	5.46998	46.16	Pk	34.6	-21.7	59.06	-	-	68.2	-9.14	272	118	V
7	5.46998	34.09	RMS	34.6	-21.7	46.99	-	-	-	-	272	118	V

* - indicates frequency in CFR47 Pt 15 / IC RSS-Restricted Band
 Pk - Peak detector
 RMS - RMS detection

BANDEDGE (HIGH CHANNEL)

HORIZONTAL RESULT



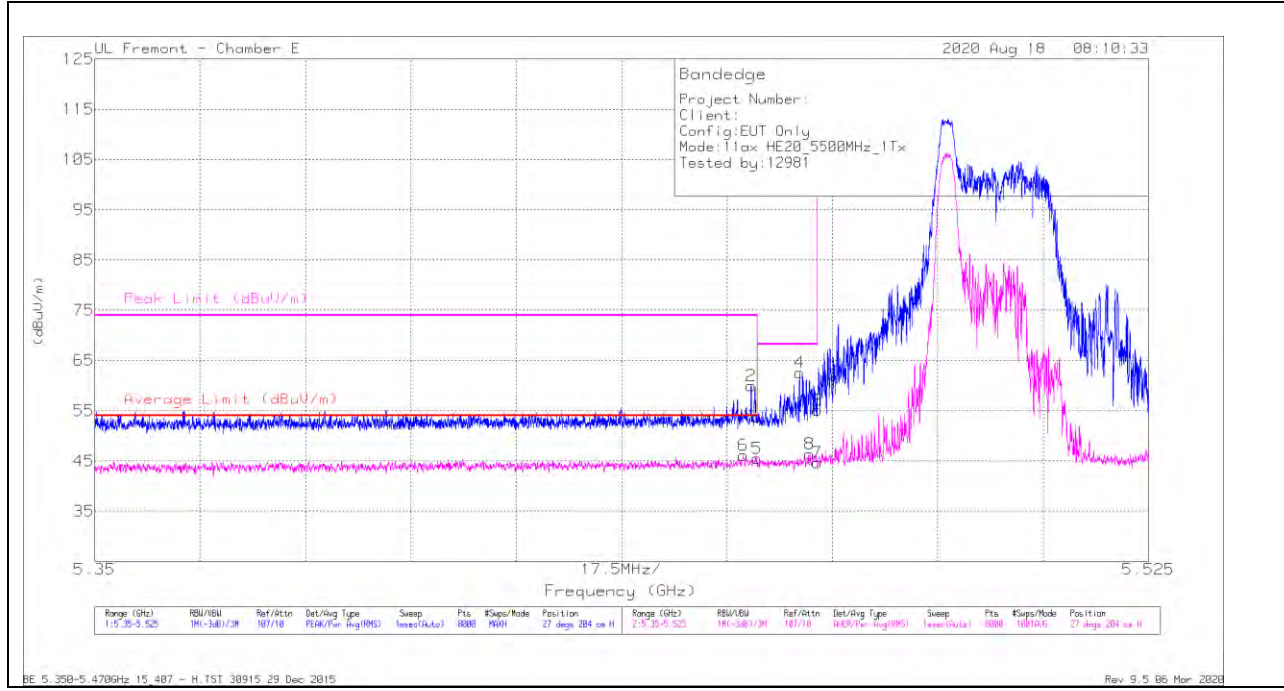
Marker	Frequency (GHz)	Meter Reading (dBuV)	Det	AF T712 (dB/m)	Amp/Cbl/Fitr/Pad (dB)	Corrected Reading (dBuV/m)	Peak Limit (dBuV/m)	PK Margin (dB)	Azimuth (Degs)	Height (cm)	Polarity
1	5.72501	46.47	Pk	34.7	-21.2	59.97	68.2	-8.23	44	183	H
2	5.72546	49.48	Pk	34.7	-21.2	62.98	68.2	-5.22	44	183	H

Pk - Peak detector

1TX ANT 5 – 26 Tones, RU Index 0

BANDEDGE (LOW CHANNEL)

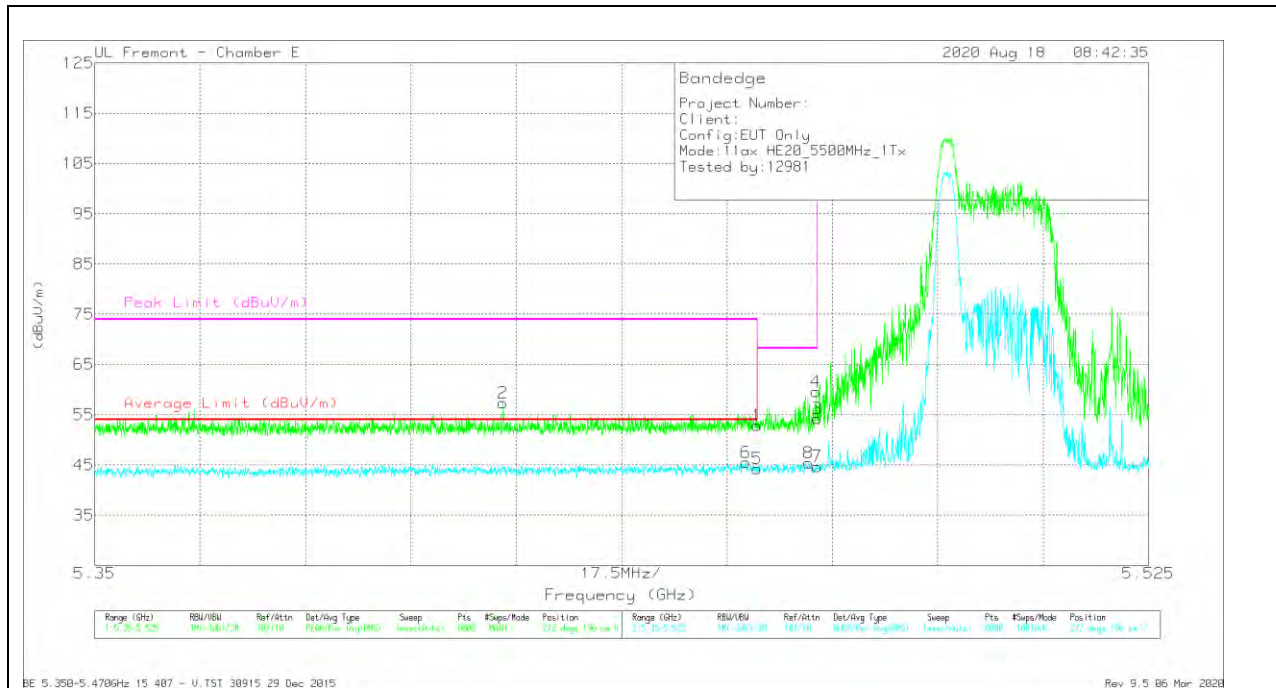
HORIZONTAL RESULT



Marker	Frequency (GHz)	Meter Reading (dBuV)	Det	AF T712 (dB/m)	Amp/Cbl/Fitr/Pad (dB)	Corrected Reading (dBuV/m)	Average Limit (dBuV/m)	Margin (dB)	Peak Limit (dBuV/m)	PK Margin (dB)	Azimuth (Degs)	Height (cm)	Polarity
1	* 5.45998	40.98	Pk	34.5	-21.7	53.78	-	-	74	-20.22	27	204	H
2	* 5.45902	47.02	Pk	34.6	-21.7	59.92	-	-	74	-14.08	27	204	H
5	* 5.45998	32.73	RMS	34.5	-21.7	45.53	54	-8.47	-	-	27	204	H
6	* 5.45771	33.26	RMS	34.6	-21.7	46.16	54	-7.84	-	-	27	204	H
4	5.46705	49.77	Pk	34.5	-21.7	62.57	-	-	68.2	-5.63	27	204	H
8	5.46875	33.62	RMS	34.5	-21.7	46.42	-	-	-	-	27	204	H
3	5.46998	42.25	Pk	34.6	-21.7	55.15	-	-	68.2	-13.05	27	204	H
7	5.46998	31.7	RMS	34.6	-21.7	44.6	-	-	-	-	27	204	H

* - indicates frequency in CFR47 Pt 15 / IC RSS-Restricted Band
 Pk - Peak detector
 RMS - RMS detection

VERTICAL RESULT



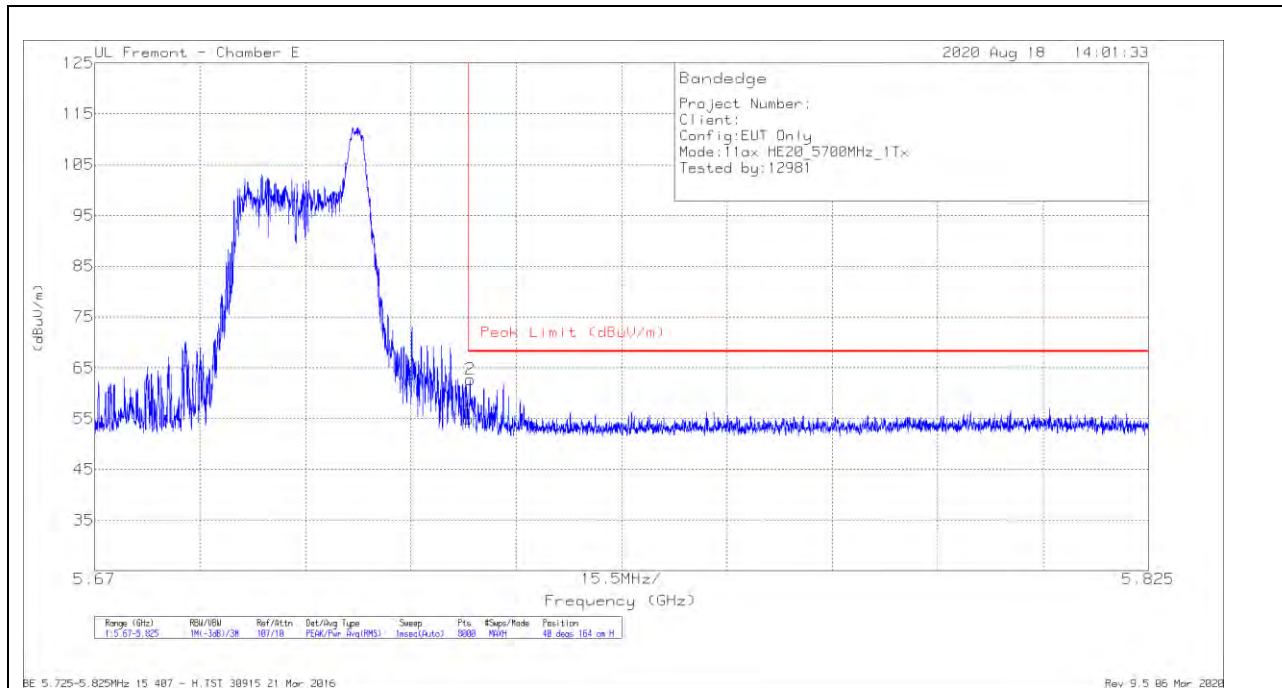
Marker	Frequency (GHz)	Meter Reading (dBuV)	Det	AF T712 (dB/m)	Amp/Cbl/Fitr/Pad (dB)	Corrected Reading (dBuV/m)	Average Limit (dBuV/m)	Margin (dB)	Peak Limit (dBuV/m)	PK Margin (dB)	Azimuth (Degs)	Height (cm)	Polarity
1	* 5.45998	40.03	Pk	34.5	-21.7	52.83	-	-	74	-21.17	272	196	V
2	* 5.4178	44.7	Pk	34.5	-21.8	57.4	-	-	74	-16.6	272	196	V
5	* 5.45998	31.5	RMS	34.5	-21.7	44.3	54	-9.7	-	-	272	196	V
6	* 5.45816	32.59	RMS	34.6	-21.7	45.49	54	-8.51	-	-	272	196	V
8	5.46854	32.64	RMS	34.5	-21.7	45.44	-	-	-	-	272	196	V
4	5.46978	46.72	Pk	34.6	-21.7	59.62	-	-	68.2	-8.58	272	196	V
3	5.46998	41.34	Pk	34.6	-21.7	54.24	-	-	68.2	-13.96	272	196	V
7	5.46998	31.81	RMS	34.6	-21.7	44.71	-	-	-	-	272	196	V

* - indicates frequency in CFR47 Pt 15 / IC RSS-Restricted Band
 Pk - Peak detector
 RMS - RMS detection

1TX ANT 5 – 26 Tones, RU Index 8

BANDEDGE (HIGH CHANNEL)

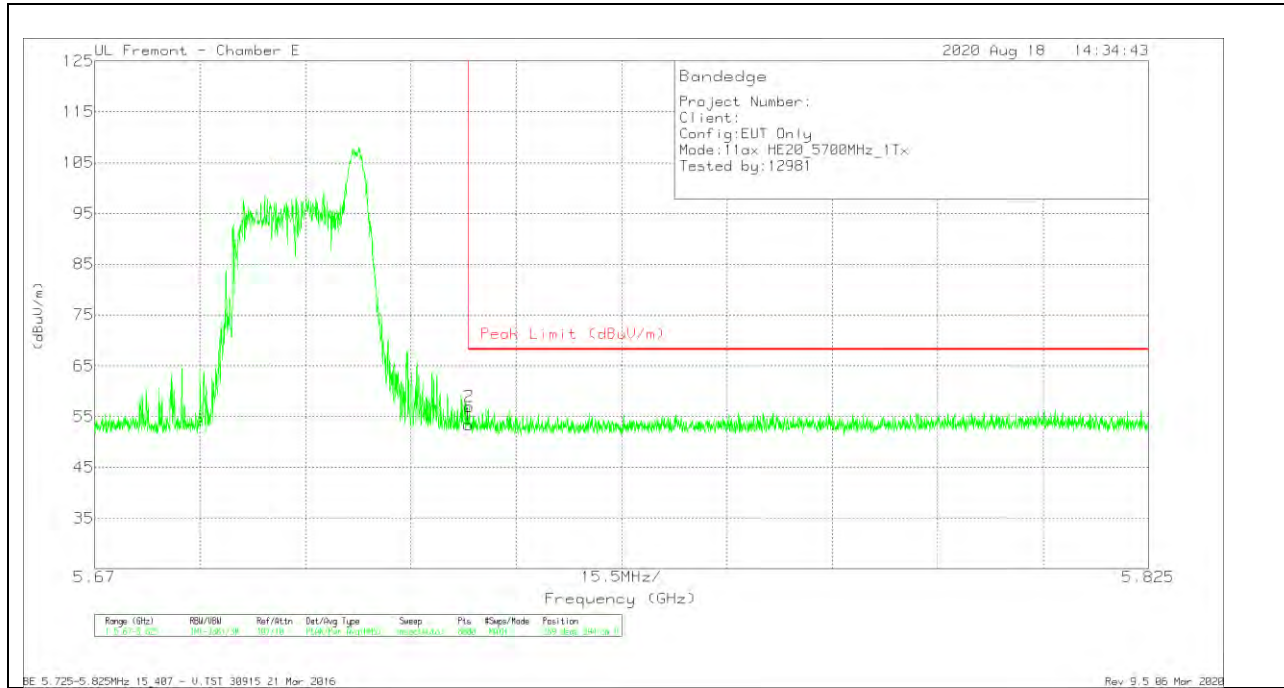
HORIZONTAL RESULT



Marker	Frequency (GHz)	Meter Reading (dBuV)	Det	AF T712 (dB/m)	Amp/Cbl/Fitr/Pad (dB)	Corrected Reading (dBuV/m)	Peak Limit (dBuV/m)	PK Margin (dB)	Azimuth (Degs)	Height (cm)	Polarity
1	5.72501	41.44	Pk	34.7	-21.2	54.94	68.2	-13.26	40	164	H
2	5.72522	49.22	Pk	34.7	-21.2	62.72	68.2	-5.48	40	164	H

Pk - Peak detector

VERTICAL RESULT



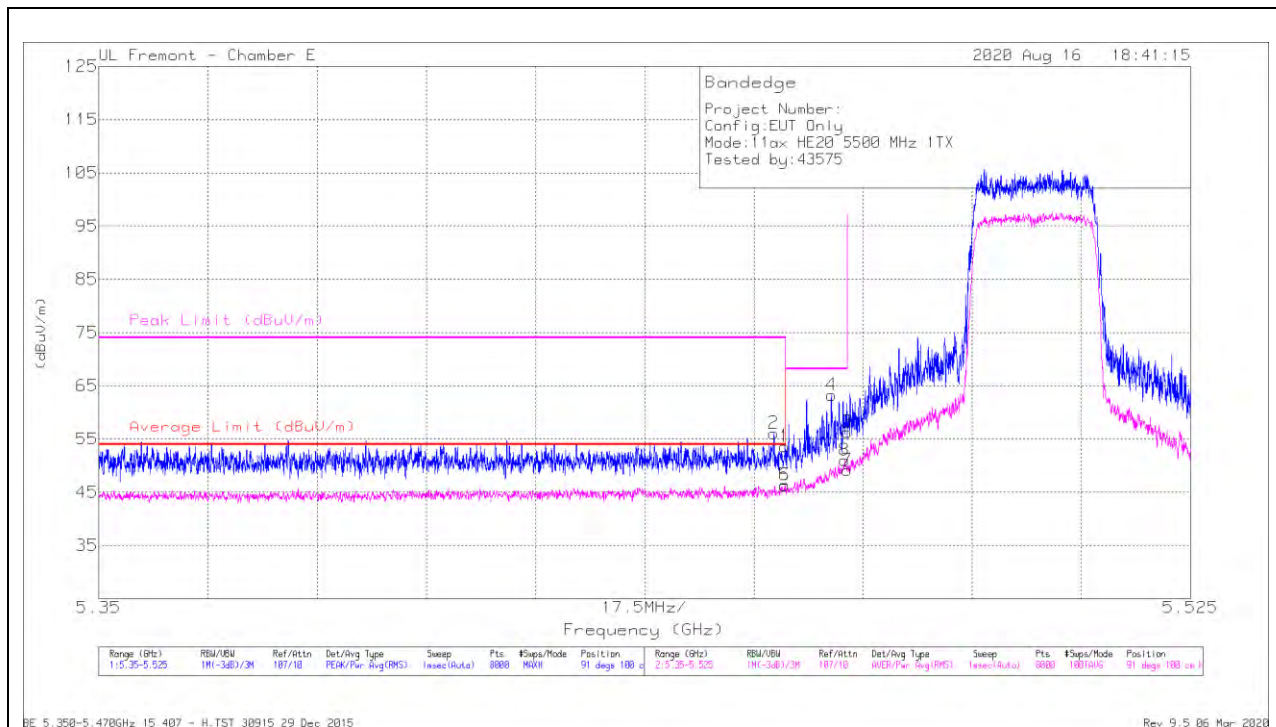
Marker	Frequency (GHz)	Meter Reading (dBuV)	Det	AF T712 (dB/m)	Amp/Cbl/Filtr/Pad (dB)	Corrected Reading (dBuV/m)	Peak Limit (dBuV/m)	PK Margin (dB)	Azimuth (Degs)	Height (cm)	Polarity
1	5.72501	39.97	Pk	34.7	-21.2	53.47	68.2	-14.73	289	394	V
2	5.72509	43.46	Pk	34.7	-21.2	56.96	68.2	-11.24	289	394	V

Pk - Peak detector

1TX ANT 6 – SU, RU Index 61

BANDEDGE (LOW CHANNEL)

HORIZONTAL RESULT



Marker	Frequency (GHz)	Meter Reading (dBuV)	Det	AF T712 (dB/m)	Amp/Cbl/Fitr/Pad (dB)	Corrected Reading (dBuV/m)	Average Limit (dBuV/m)	Margin (dB)	Peak Limit (dBuV/m)	PK Margin (dB)	Azimuth (Degs)	Height (cm)	Polarity
1	* 5.45998	40.79	Pk	34.5	-21.7	53.59	-	-	74	-20.41	91	100	H
2	* 5.45819	43.17	Pk	34.6	-21.7	56.07	-	-	74	-17.93	91	100	H
5	* 5.45998	33.52	RMS	34.5	-21.7	46.32	54	-7.68	-	-	91	100	H
6	* 5.45998	33.5	RMS	34.5	-21.7	46.3	54	-7.7	-	-	91	100	H
4	5.46742	50.45	Pk	34.5	-21.7	63.25	-	-	68.2	-4.95	91	100	H
8	5.46954	38.1	RMS	34.6	-21.7	51	-	-	-	-	91	100	H
3	5.46998	43.4	Pk	34.6	-21.7	56.3	-	-	68.2	-11.9	91	100	H
7	5.46998	36.26	RMS	34.6	-21.7	49.16	-	-	-	-	91	100	H

* - indicates frequency in CFR47 Pt 15 / IC RSS-Restricted Band
 Pk - Peak detector
 RMS - RMS detection