

1TX Antenna 5 MODE (FCC)

Test Engineer:	44352
Test Date:	9/1/2020

Bandwidth, Antenna Gain, and Limits

Channel	Frequency (MHz)	Min 26 dB BW (MHz)	Directional Gain (dBi)	Power Limit (dBm)	PSD Limit (dBm/1MHz)
Mid	5290	83.20	-2.90	24.00	11.00

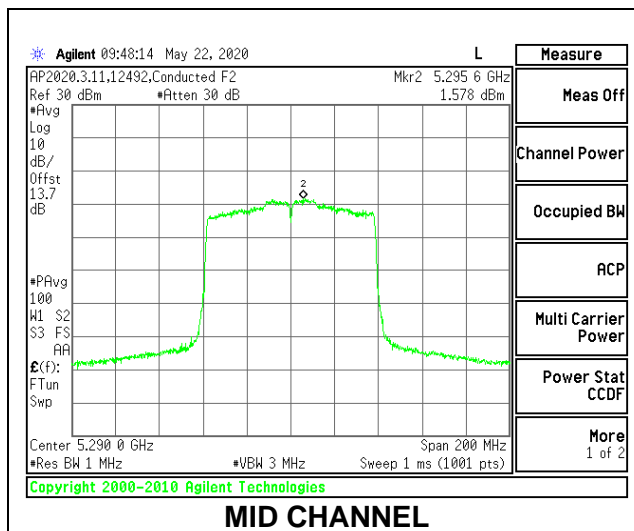
Duty Cycle CF (dB)	0.19	Included in Calculations of Corr'd PSD
---------------------------	------	---

Output Power Results

Channel	Frequency (MHz)	Antenna 5 Meas Power (dBm)	Total Corr'd Power (dBm)	Power Limit (dBm)	Power Margin (dB)
Mid	5290	16.48	16.48	24.00	-7.52

PSD Results

Channel	Frequency (MHz)	Antenna 5 Meas PSD (dBm/1MHz)	Total Corr'd PSD (dBm/1MHz)	PSD Limit (dBm/1MHz)	PSD Margin (dB)
Mid	5290	1.578	1.768	11.00	-9.232



2TX Antenna 6 + Antenna 5 CDD MODE (FCC)

Test Engineer:	44352
Test Date:	9/1/2020

Bandwidth, Antenna Gain, and Limits

Channel	Frequency (MHz)	Min 26 dB BW (MHz)	Directional Gain for Power (dBi)	Directional Gain for PSD (dBi)	Power Limit (dBm)	PSD Limit (dBm/1MHz)
Mid	5290	82.80	-2.32	0.68	24.00	11.00

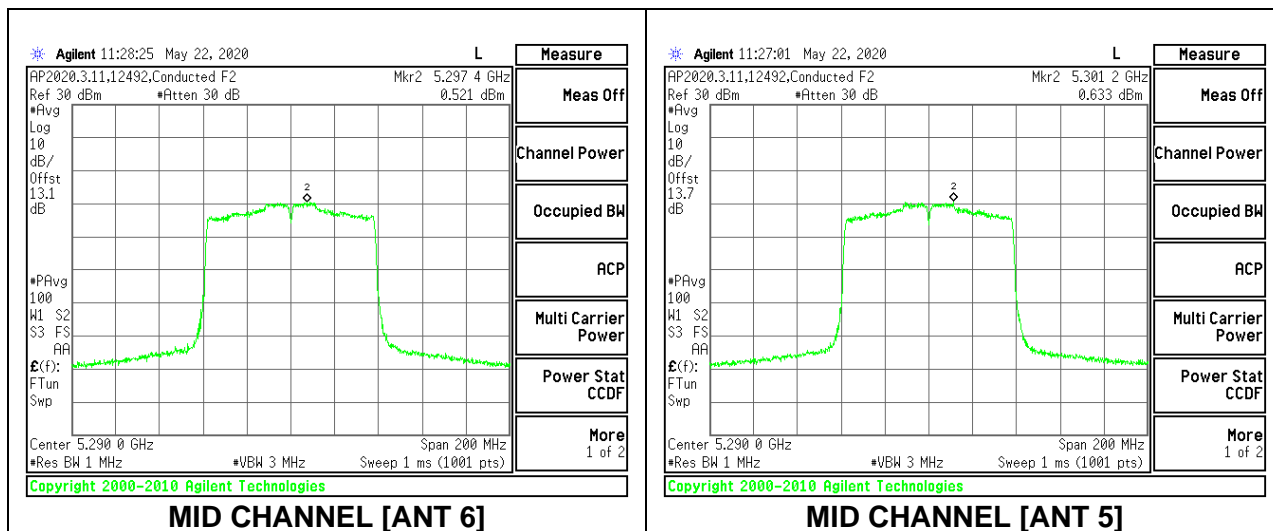
Duty Cycle CF (dB)	0.19	Included in Calculations of Corr'd PSD
---------------------------	------	---

Output Power Results

Channel	Frequency (MHz)	Antenna 6 Meas Power (dBm)	Antenna 5 Meas Power (dBm)	Total Corr'd Power (dBm)	Power Limit (dBm)	Power Margin (dB)
Mid	5290	15.84	15.88	18.87	24.00	-5.13

PSD Results

Channel	Frequency (MHz)	Antenna 6 Meas PSD (dBm/1MHz)	Antenna 5 Meas PSD (dBm/1MHz)	Total Corr'd PSD (dBm/1MHz)	PSD Limit (dBm/1MHz)	PSD Margin (dB)
Mid	5290	0.521	0.633	3.778	11.00	-7.222



8.4.10. 802.11ax HE20 MODE IN THE 5.3 GHz BAND

1TX Antenna 6 MODE (FCC) – 26 Tones, RU Index 0

Test Engineer:	44352
Test Date:	9/1/2020

Bandwidth, Antenna Gain, and Limits

Channel	Frequency (MHz)	Min 26 dB BW (MHz)	Directional Gain (dBi)	Power Limit (dBm)	PSD Limit (dBm/1MHz)
Low	5260	20.05	-1.80	24.00	11.00
Mid	5300	20.10	-1.80	24.00	11.00
High	5320	20.30	-1.80	24.00	11.00

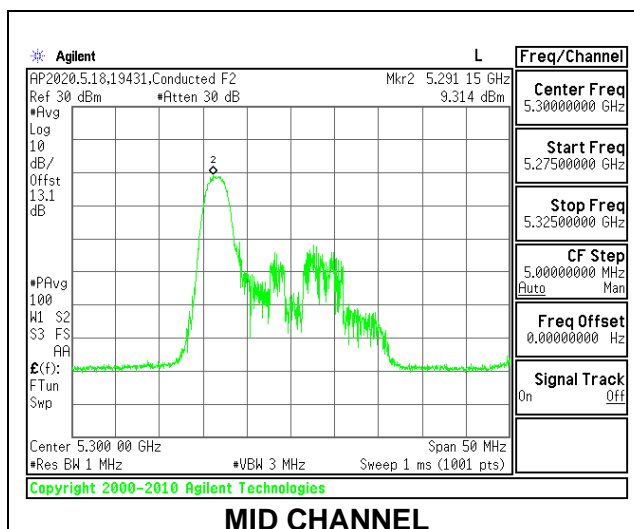
Duty Cycle CF (dB)	0.00	Included in Calculations of Corr'd PSD
--------------------	------	--

Output Power Results

Channel	Frequency (MHz)	Antenna 6 Meas Power (dBm)	Total Corr'd Power (dBm)	Power Limit (dBm)	Power Margin (dB)
Low	5260	11.68	11.68	24.00	-12.32
Mid	5300	11.72	11.72	24.00	-12.28
High	5320	11.79	11.79	24.00	-12.21

PSD Results

Channel	Frequency (MHz)	Antenna 6 Meas PSD (dBm/1MHz)	Total Corr'd PSD (dBm/1MHz)	PSD Limit (dBm/1MHz)	PSD Margin (dB)
Low	5260	9.308	9.308	11.00	-1.692
Mid	5300	9.314	9.314	11.00	-1.686
High	5320	9.471	9.471	11.00	-1.529



1TX Antenna 6 MODE (FCC) – 26 Tones, RU Index 4

Test Engineer:	44352
Test Date:	9/1/2020

Bandwidth, Antenna Gain, and Limits

Channel	Frequency (MHz)	Min 26 dB BW (MHz)	Directional Gain (dBi)	Power Limit (dBm)	PSD Limit (dBm/1MHz)
Low	5260	19.35	-1.80	23.87	11.00
Mid	5300	19.35	-1.80	23.87	11.00
High	5320	19.45	-1.80	23.89	11.00

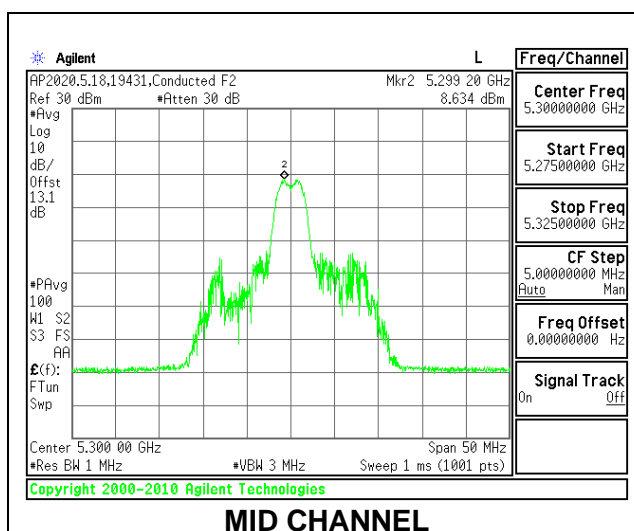
Duty Cycle CF (dB)	0.00	Included in Calculations of Corr'd PSD
---------------------------	------	---

Output Power Results

Channel	Frequency (MHz)	Antenna 6 Meas Power (dBm)	Total Corr'd Power (dBm)	Power Limit (dBm)	Power Margin (dB)
Low	5260	11.86	11.86	23.87	-12.01
Mid	5300	11.81	11.81	23.87	-12.06
High	5320	11.79	11.79	23.89	-12.10

PSD Results

Channel	Frequency (MHz)	Antenna 6 Meas PSD (dBm/1MHz)	Total Corr'd PSD (dBm/1MHz)	PSD Limit (dBm/1MHz)	PSD Margin (dB)
Low	5260	8.642	8.642	11.00	-2.358
Mid	5300	8.634	8.634	11.00	-2.366
High	5320	8.537	8.537	11.00	-2.463



1TX Antenna 6 MODE (FCC) – 26 Tones, RU Index 8

Test Engineer:	44352
Test Date:	9/1/2020

Bandwidth, Antenna Gain, and Limits

Channel	Frequency (MHz)	Min 26 dB BW (MHz)	Directional Gain (dBi)	Power Limit (dBm)	PSD Limit (dBm/1MHz)
Low	5260	20.65	-1.80	24.00	11.00
Mid	5300	20.70	-1.80	24.00	11.00
High	5320	20.55	-1.80	24.00	11.00

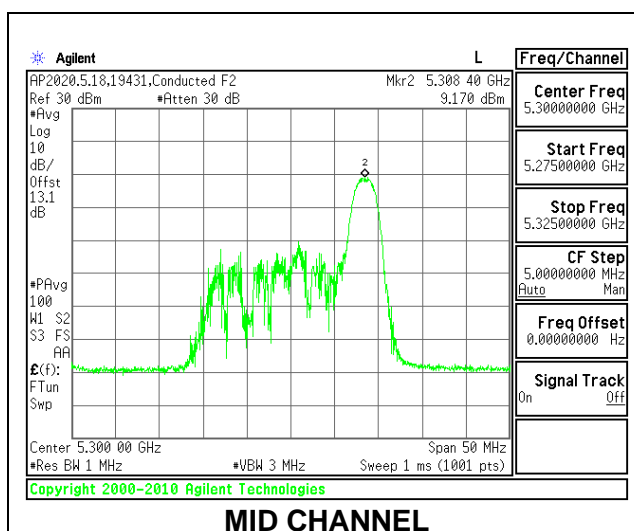
Duty Cycle CF (dB)	0.00	Included in Calculations of Corr'd PSD
---------------------------	------	---

Output Power Results

Channel	Frequency (MHz)	Antenna 6 Meas Power (dBm)	Total Corr'd Power (dBm)	Power Limit (dBm)	Power Margin (dB)
Low	5260	11.81	11.81	24.00	-12.19
Mid	5300	11.89	11.89	24.00	-12.11
High	5320	11.97	11.97	24.00	-12.03

PSD Results

Channel	Frequency (MHz)	Antenna 6 Meas PSD (dBm/1MHz)	Total Corr'd PSD (dBm/1MHz)	PSD Limit (dBm/1MHz)	PSD Margin (dB)
Low	5260	9.186	9.186	11.00	-1.814
Mid	5300	9.170	9.170	11.00	-1.830
High	5320	9.288	9.288	11.00	-1.712



1TX Antenna 6 MODE (FCC) – 242 Tones, RU Index 61

Test Engineer:	44352
Test Date:	9/13/2020

Bandwidth, Antenna Gain, and Limits

Channel	Frequency (MHz)	Min 26 dB BW (MHz)	Directional Gain (dBi)	Power Limit (dBm)	PSD Limit (dBm/1MHz)
Low	5260	21.45	-1.80	24.00	11.00
Mid	5300	21.75	-1.80	24.00	11.00
High	5320	21.50	-1.80	24.00	11.00

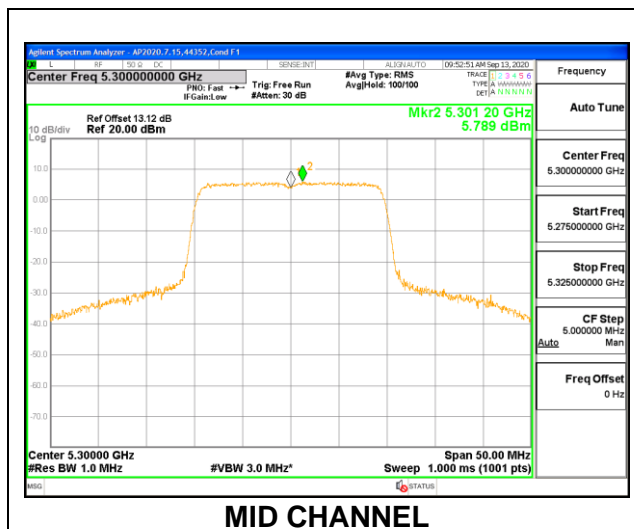
Duty Cycle CF (dB)	0.00	Included in Calculations of Corr'd PSD
---------------------------	------	---

Output Power Results

Channel	Frequency (MHz)	Antenna 6 Meas Power (dBm)	Total Corr'd Power (dBm)	Power Limit (dBm)	Power Margin (dB)
Low	5260	18.87	18.87	24.00	-5.13
Mid	5300	18.79	18.79	24.00	-5.21
High	5320	17.76	17.76	24.00	-6.24

PSD Results

Channel	Frequency (MHz)	Antenna 6 Meas PSD (dBm/1MHz)	Total Corr'd PSD (dBm/1MHz)	PSD Limit (dBm/1MHz)	PSD Margin (dB)
Low	5260	6.289	6.289	11.00	-4.711
Mid	5300	5.789	5.789	11.00	-5.211
High	5320	4.999	4.999	11.00	-6.001



1TX Antenna 5 MODE (FCC) – 26 Tones, RU Index 0

Test Engineer:	44352
Test Date:	9/1/2020

Bandwidth, Antenna Gain, and Limits

Channel	Frequency (MHz)	Min 26 dB BW (MHz)	Directional Gain (dBi)	Power Limit (dBm)	PSD Limit (dBm/1MHz)
Low	5260	20.15	-2.90	24.00	11.00
Mid	5300	20.25	-2.90	24.00	11.00
High	5320	20.15	-2.90	24.00	11.00

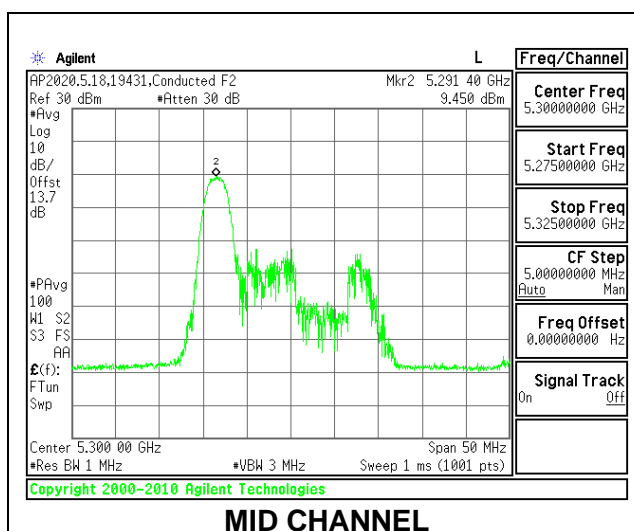
Duty Cycle CF (dB)	0.00	Included in Calculations of Corr'd PSD
---------------------------	------	---

Output Power Results

Channel	Frequency (MHz)	Antenna 5 Meas Power (dBm)	Total Corr'd Power (dBm)	Power Limit (dBm)	Power Margin (dB)
Low	5260	11.76	11.76	24.00	-12.24
Mid	5300	11.84	11.84	24.00	-12.16
High	5320	11.87	11.87	24.00	-12.13

PSD Results

Channel	Frequency (MHz)	Antenna 5 Meas PSD (dBm/1MHz)	Total Corr'd PSD (dBm/1MHz)	PSD Limit (dBm/1MHz)	PSD Margin (dB)
Low	5260	9.221	9.221	11.00	-1.779
Mid	5300	9.450	9.450	11.00	-1.550
High	5320	9.521	9.521	11.00	-1.479



1TX Antenna 5 MODE (FCC) – 26 Tones, RU Index 4

Test Engineer:	44352
Test Date:	9/1/2020

Bandwidth, Antenna Gain, and Limits

Channel	Frequency (MHz)	Min 26 dB BW (MHz)	Directional Gain (dBi)	Power Limit (dBm)	PSD Limit (dBm/1MHz)
Low	5260	19.50	-2.90	23.90	11.00
Mid	5300	19.20	-2.90	23.83	11.00
High	5320	19.40	-2.90	23.88	11.00

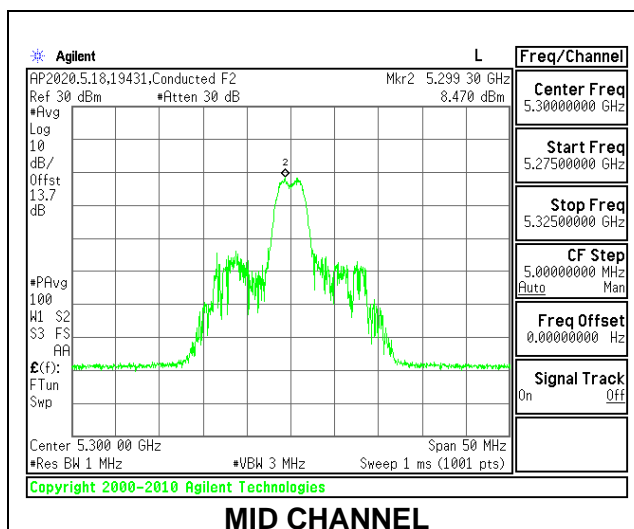
Duty Cycle CF (dB)	0.00	Included in Calculations of Corr'd PSD
---------------------------	------	---

Output Power Results

Channel	Frequency (MHz)	Antenna 5 Meas Power (dBm)	Total Corr'd Power (dBm)	Power Limit (dBm)	Power Margin (dB)
Low	5260	11.81	11.81	23.90	-12.09
Mid	5300	11.72	11.72	23.83	-12.11
High	5320	11.67	11.67	23.88	-12.21

PSD Results

Channel	Frequency (MHz)	Antenna 5 Meas PSD (dBm/1MHz)	Total Corr'd PSD (dBm/1MHz)	PSD Limit (dBm/1MHz)	PSD Margin (dB)
Low	5260	8.533	8.533	11.00	-2.467
Mid	5300	8.470	8.470	11.00	-2.530
High	5320	8.421	8.421	11.00	-2.579



1TX Antenna 5 MODE (FCC) – 26 Tones, RU Index 8

Test Engineer:	44352
Test Date:	9/1/2020

Bandwidth, Antenna Gain, and Limits

Channel	Frequency (MHz)	Min 26 dB BW (MHz)	Directional Gain (dBi)	Power Limit (dBm)	PSD Limit (dBm/1MHz)
Low	5260	20.70	-2.90	24.00	11.00
Mid	5300	20.60	-2.90	24.00	11.00
High	5320	20.70	-2.90	24.00	11.00

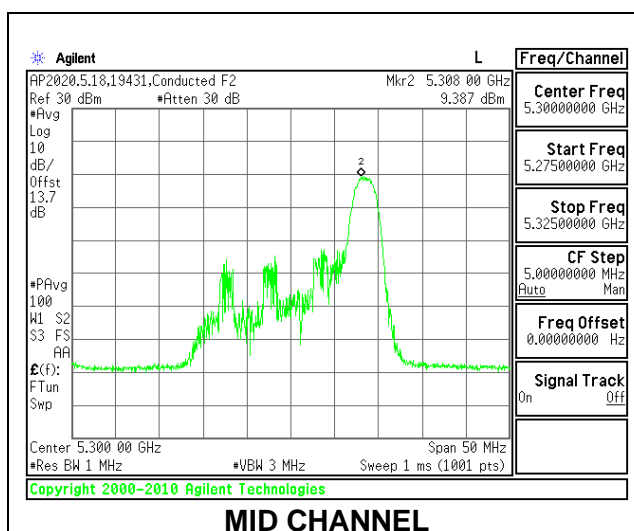
Duty Cycle CF (dB)	0.00	Included in Calculations of Corr'd PSD
---------------------------	------	---

Output Power Results

Channel	Frequency (MHz)	Antenna 5 Meas Power (dBm)	Total Corr'd Power (dBm)	Power Limit (dBm)	Power Margin (dB)
Low	5260	11.85	11.85	24.00	-12.15
Mid	5300	11.82	11.82	24.00	-12.18
High	5320	11.91	11.91	24.00	-12.09

PSD Results

Channel	Frequency (MHz)	Antenna 5 Meas PSD (dBm/1MHz)	Total Corr'd PSD (dBm/1MHz)	PSD Limit (dBm/1MHz)	PSD Margin (dB)
Low	5260	9.402	9.402	11.00	-1.598
Mid	5300	9.387	9.387	11.00	-1.613
High	5320	9.438	9.438	11.00	-1.562



1TX Antenna 5 MODE (FCC) – 242 Tones, RU Index 61

Test Engineer:	44352
Test Date:	9/13/2020

Bandwidth, Antenna Gain, and Limits

Channel	Frequency (MHz)	Min 26 dB BW (MHz)	Directional Gain (dBi)	Power Limit (dBm)	PSD Limit (dBm/1MHz)
Low	5260	21.55	-2.90	24.00	11.00
Mid	5300	21.50	-2.90	24.00	11.00
High	5320	21.45	-2.90	24.00	11.00

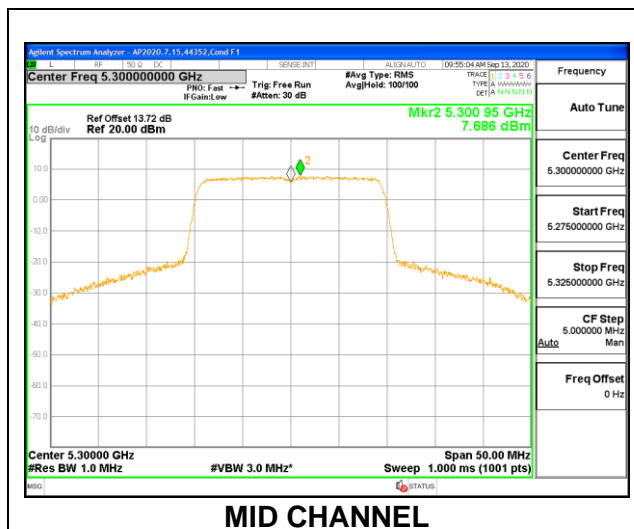
Duty Cycle CF (dB)	0.00	Included in Calculations of Corr'd PSD
---------------------------	------	---

Output Power Results

Channel	Frequency (MHz)	Antenna 5 Meas Power (dBm)	Total Corr'd Power (dBm)	Power Limit (dBm)	Power Margin (dB)
Low	5260	20.72	20.72	24.00	-3.28
Mid	5300	20.81	20.81	24.00	-3.19
High	5320	17.83	17.83	24.00	-6.17

PSD Results

Channel	Frequency (MHz)	Antenna 5 Meas PSD (dBm/1MHz)	Total Corr'd PSD (dBm/1MHz)	PSD Limit (dBm/1MHz)	PSD Margin (dB)
Low	5260	8.000	8.000	11.00	-3.000
Mid	5300	7.686	7.686	11.00	-3.314
High	5320	5.010	5.010	11.00	-5.990



2TX Antenna 6 + Antenna 5 OFDMA MODE (FCC) – 26 Tones, RU Index 0

Test Engineer:	44352
Test Date:	9/2/2020

Bandwidth, Antenna Gain, and Limits

Channel	Frequency (MHz)	Min 26 dB BW (MHz)	Directional Gain for Power (dBi)	Directional Gain for PSD (dBi)	Power Limit (dBm)	PSD Limit (dBm/1MHz)
Low	5260	19.90	-2.32	0.68	23.99	11.00
Mid	5300	19.75	-2.32	0.68	23.96	11.00
High	5320	19.90	-2.32	0.68	23.99	11.00

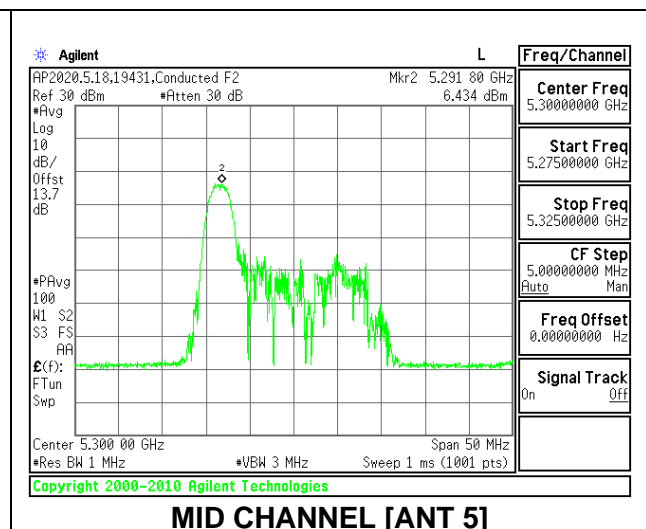
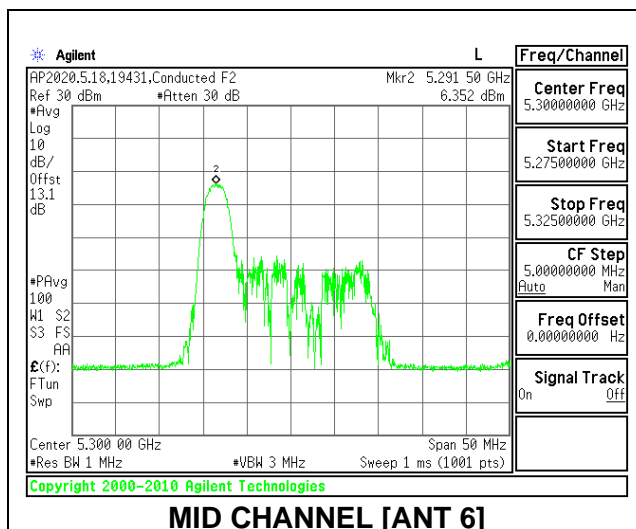
Duty Cycle CF (dB)	0.00	Included in Calculations of Corr'd PSD
---------------------------	------	---

Output Power Results

Channel	Frequency (MHz)	Antenna 6 Meas Power (dBm)	Antenna 5 Meas Power (dBm)	Total Corr'd Power (dBm)	Power Limit (dBm)	Power Margin (dB)
Low	5260	8.84	8.87	11.87	23.99	-12.12
Mid	5300	8.73	8.76	11.76	23.96	-12.20
High	5320	8.64	8.69	11.68	23.99	-12.31

PSD Results

Channel	Frequency (MHz)	Antenna 6 Meas PSD (dBm/1MHz)	Antenna 5 Meas PSD (dBm/1MHz)	Total Corr'd PSD (dBm/1MHz)	PSD Limit (dBm/1MHz)	PSD Margin (dB)
Low	5260	6.40	6.42	9.420	11.00	-1.580
Mid	5300	6.35	6.43	9.403	11.00	-1.597
High	5320	6.29	6.36	9.336	11.00	-1.664



2TX Antenna 6 + Antenna 5 OFDMA MODE (FCC) – 26 Tones, RU Index 4

Test Engineer:	44352
Test Date:	9/2/2020

Bandwidth, Antenna Gain, and Limits

Channel	Frequency (MHz)	Min 26 dB BW (MHz)	Directional Gain for Power (dBi)	Directional Gain for PSD (dBi)	Power Limit (dBm)	PSD Limit (dBm/1MHz)
Low	5260	18.45	-2.32	0.68	23.66	11.00
Mid	5300	18.15	-2.32	0.68	23.59	11.00
High	5320	18.35	-2.32	0.68	23.64	11.00

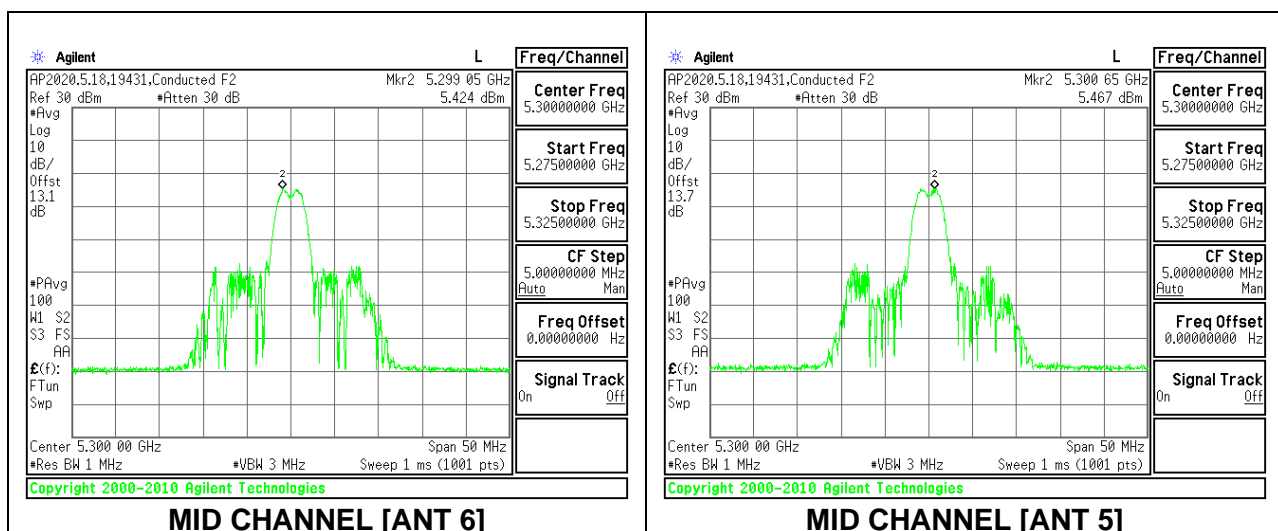
Duty Cycle CF (dB)	0.00	Included in Calculations of Corr'd PSD
---------------------------	------	---

Output Power Results

Channel	Frequency (MHz)	Antenna 6 Meas Power (dBm)	Antenna 5 Meas Power (dBm)	Total Corr'd Power (dBm)	Power Limit (dBm)	Power Margin (dB)
Low	5260	8.82	8.79	11.82	23.66	-11.84
Mid	5300	8.87	8.86	11.88	23.59	-11.71
High	5320	8.71	8.97	11.85	23.64	-11.78

PSD Results

Channel	Frequency (MHz)	Antenna 6 Meas PSD (dBm/1MHz)	Antenna 5 Meas PSD (dBm/1MHz)	Total Corr'd PSD (dBm/1MHz)	PSD Limit (dBm/1MHz)	PSD Margin (dB)
Low	5260	5.487	5.293	8.401	11.00	-2.599
Mid	5300	5.424	5.467	8.456	11.00	-2.544
High	5320	5.062	6.344	8.760	11.00	-2.240



2TX Antenna 6 + Antenna 5 OFDMA MODE (FCC) – 26 Tones, RU Index 8

Test Engineer:	44352
Test Date:	9/2/2020

Bandwidth, Antenna Gain, and Limits

Channel	Frequency (MHz)	Min 26 dB BW (MHz)	Directional Gain for Power (dBi)	Directional Gain for PSD (dBi)	Power Limit (dBm)	PSD Limit (dBm/1MHz)
Low	5260	20.00	-2.32	0.68	24.00	11.00
Mid	5300	19.95	-2.32	0.68	24.00	11.00
High	5320	19.95	-2.32	0.68	24.00	11.00

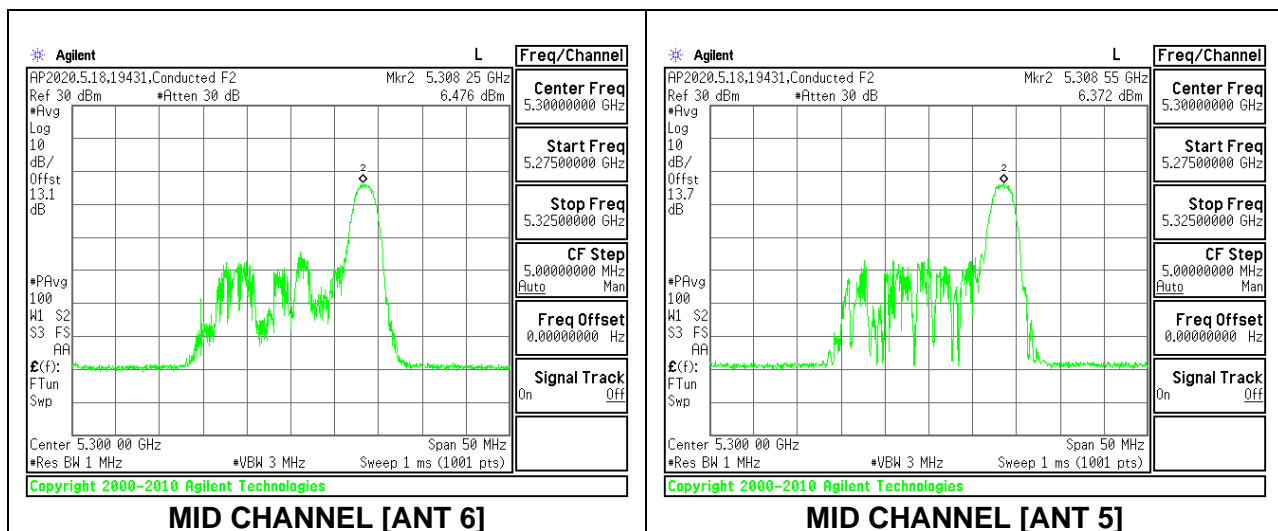
Duty Cycle CF (dB)	0.00	Included in Calculations of Corr'd PSD
--------------------	------	--

Output Power Results

Channel	Frequency (MHz)	Antenna 6 Meas Power (dBm)	Antenna 5 Meas Power (dBm)	Total Corr'd Power (dBm)	Power Limit (dBm)	Power Margin (dB)
Low	5260	8.66	8.84	11.76	24.00	-12.24
Mid	5300	8.83	8.76	11.81	24.00	-12.19
High	5320	8.79	8.97	11.89	24.00	-12.11

PSD Results

Channel	Frequency (MHz)	Antenna 6 Meas PSD (dBm/1MHz)	Antenna 5 Meas PSD (dBm/1MHz)	Total Corr'd PSD (dBm/1MHz)	PSD Limit (dBm/1MHz)	PSD Margin (dB)
Low	5260	6.237	6.425	9.342	11.00	-1.658
Mid	5300	6.476	6.372	9.435	11.00	-1.565
High	5320	6.376	6.598	9.499	11.00	-1.501



Test Engineer:	44352
Test Date:	9/13/2020

Bandwidth, Antenna Gain, and Limits

Channel	Frequency (MHz)	Min 26 dB BW (MHz)	Directional Gain for Power (dBi)	Directional Gain for PSD (dBi)	Power Limit (dBm)	PSD Limit (dBm/1MHz)
Low	5260	21.25	-2.32	0.68	24.00	11.00
Mid	5300	21.30	-2.32	0.68	24.00	11.00
High	5320	21.30	-2.32	0.68	24.00	11.00

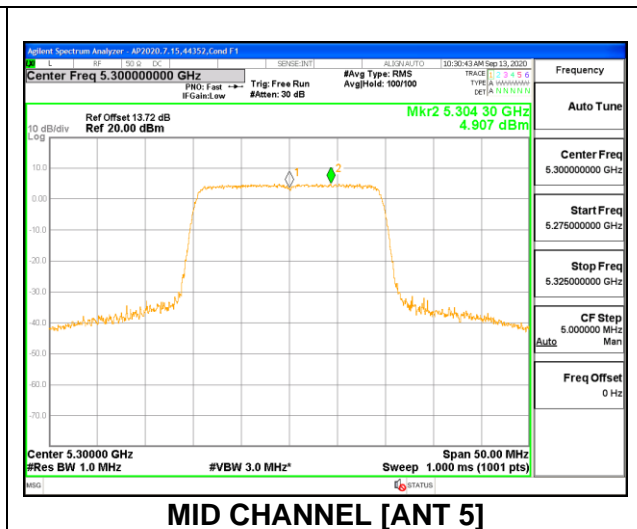
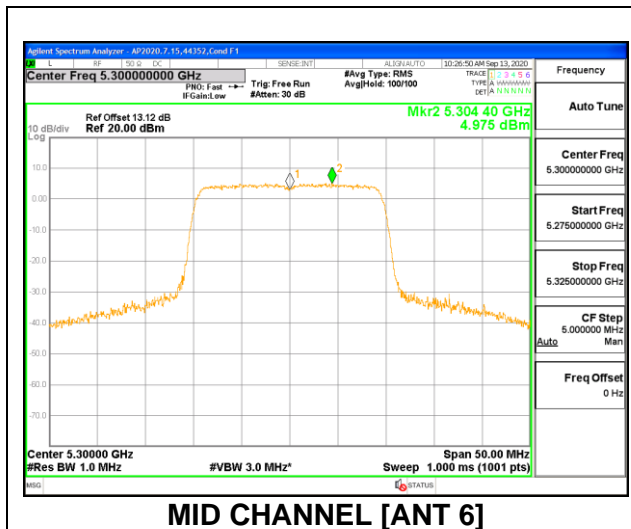
Duty Cycle CF (dB)	0.00	Included in Calculations of Corr'd PSD
--------------------	------	--

Output Power Results

Channel	Frequency (MHz)	Antenna 6 Meas Power (dBm)	Antenna 5 Meas Power (dBm)	Total Corr'd Power (dBm)	Power Limit (dBm)	Power Margin (dB)
Low	5260	17.79	17.85	20.83	24.00	-3.17
Mid	5300	17.82	17.89	20.87	24.00	-3.13
High	5320	16.73	16.77	19.76	24.00	-4.24

PSD Results

Channel	Frequency (MHz)	Antenna 6 Meas PSD (dBm/1MHz)	Antenna 5 Meas PSD (dBm/1MHz)	Total Corr'd PSD (dBm/1MHz)	PSD Limit (dBm/1MHz)	PSD Margin (dB)
Low	5260	5.040	5.318	8.192	11.00	-2.808
Mid	5300	4.975	4.907	7.951	11.00	-3.049
High	5320	4.145	4.129	7.147	11.00	-3.853



8.4.11. 802.11ax HE40 MODE IN THE 5.3 GHz BAND

1TX Antenna 6 MODE (FCC) – 26 Tones, RU Index 0

Test Engineer:	44352
Test Date:	9/2/2020

Bandwidth, Antenna Gain, and Limits

Channel	Frequency (MHz)	Min 26 dB BW (MHz)	Directional Gain (dBi)	Power Limit (dBm)	PSD Limit (dBm/1MHz)
Low	5270	20.20	-1.80	24.00	11.00
High	5310	20.20	-1.80	24.00	11.00

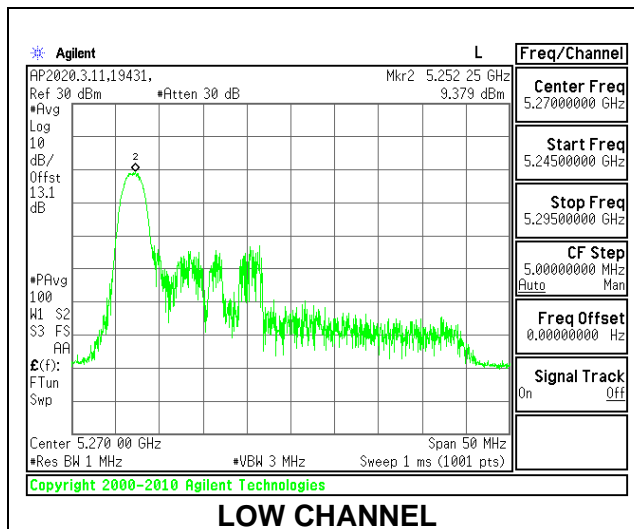
Duty Cycle CF (dB)	0.00	Included in Calculations of Corr'd PSD
---------------------------	------	---

Output Power Results

Channel	Frequency (MHz)	Antenna 6 Meas Power (dBm)	Total Corr'd Power (dBm)	Power Limit (dBm)	Power Margin (dB)
Low	5270	11.83	11.83	24.00	-12.17
High	5310	11.96	11.96	24.00	-12.04

PSD Results

Channel	Frequency (MHz)	Antenna 6 Meas PSD (dBm/1MHz)	Total Corr'd PSD (dBm/1MHz)	PSD Limit (dBm/1MHz)	PSD Margin (dB)
Low	5270	9.379	9.379	11.00	-1.621
High	5310	9.515	9.515	11.00	-1.485



1TX Antenna 6 MODE (FCC) – 26 Tones, RU Index 8

Test Engineer:	44352
Test Date:	9/2/2020

Bandwidth, Antenna Gain, and Limits

Channel	Frequency (MHz)	Min 26 dB BW (MHz)	Directional Gain (dBi)	Power Limit (dBm)	PSD Limit (dBm/1MHz)
Low	5270	23.50	-1.80	24.00	11.00
High	5310	22.70	-1.80	24.00	11.00

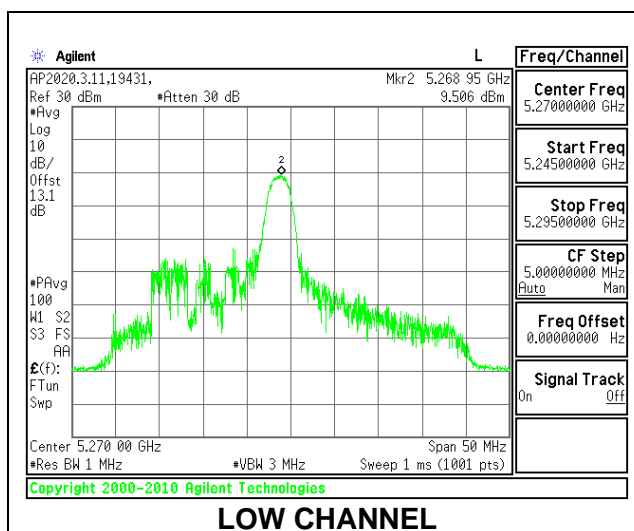
Duty Cycle CF (dB)	0.00	Included in Calculations of Corr'd PSD
---------------------------	------	---

Output Power Results

Channel	Frequency (MHz)	Antenna 6 Meas Power (dBm)	Total Corr'd Power (dBm)	Power Limit (dBm)	Power Margin (dB)
Low	5270	11.82	11.82	24.00	-12.18
High	5310	11.76	11.76	24.00	-12.24

PSD Results

Channel	Frequency (MHz)	Antenna 6 Meas PSD (dBm/1MHz)	Total Corr'd PSD (dBm/1MHz)	PSD Limit (dBm/1MHz)	PSD Margin (dB)
Low	5270	9.506	9.506	11.00	-1.494
High	5310	9.252	9.252	11.00	-1.748



1TX Antenna 6 MODE (FCC) – 26 Tones, RU Index 17

Test Engineer:	44352
Test Date:	9/2/2020

Bandwidth, Antenna Gain, and Limits

Channel	Frequency (MHz)	Min 26 dB BW (MHz)	Directional Gain (dBi)	Power Limit (dBm)	PSD Limit (dBm/1MHz)
Low	5270	20.400	-1.80	24.00	11.00
High	5310	20.500	-1.80	24.00	11.00

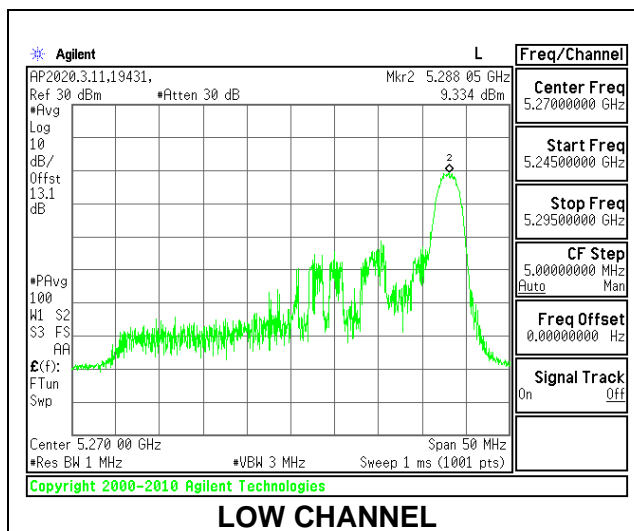
Duty Cycle CF (dB)	0.00	Included in Calculations of Corr'd PSD
---------------------------	------	---

Output Power Results

Channel	Frequency (MHz)	Antenna 6 Meas Power (dBm)	Total Corr'd Power (dBm)	Power Limit (dBm)	Power Margin (dB)
Low	5270	11.76	11.76	24.00	-12.24
High	5310	11.71	11.71	24.00	-12.29

PSD Results

Channel	Frequency (MHz)	Antenna 6 Meas PSD (dBm/1MHz)	Total Corr'd PSD (dBm/1MHz)	PSD Limit (dBm/1MHz)	PSD Margin (dB)
Low	5270	9.334	9.334	11.00	-1.666
High	5310	9.295	9.295	11.00	-1.705



1TX Antenna 6 MODE (FCC) – 484 Tones, RU Index 65

Test Engineer:	44352
Test Date:	9/13/2020

Bandwidth, Antenna Gain, and Limits

Channel	Frequency (MHz)	Min 26 dB BW (MHz)	Directional Gain (dBi)	Power Limit (dBm)	PSD Limit (dBm/1MHz)
Low	5270	41.00	-1.80	24.00	11.00
High	5310	41.10	-1.80	24.00	11.00

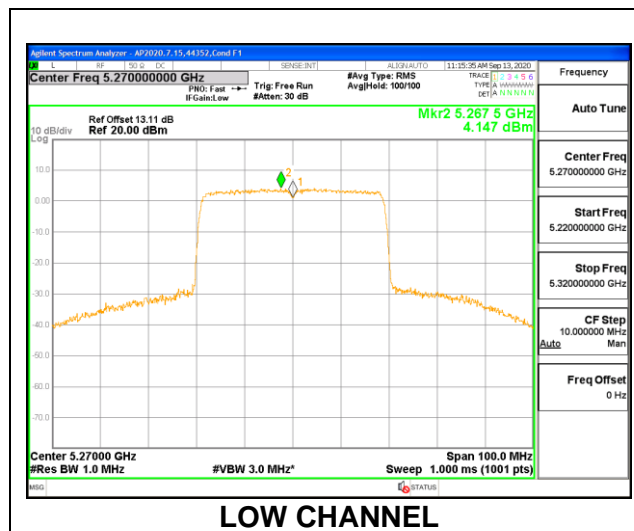
Duty Cycle CF (dB)	0.00	Included in Calculations of Corr'd PSD
---------------------------	------	---

Output Power Results

Channel	Frequency (MHz)	Antenna 6 Meas Power (dBm)	Total Corr'd Power (dBm)	Power Limit (dBm)	Power Margin (dB)
Low	5270	18.80	18.80	24.00	-5.20
High	5310	15.76	15.76	24.00	-8.24

PSD Results

Channel	Frequency (MHz)	Antenna 6 Meas PSD (dBm/1MHz)	Total Corr'd PSD (dBm/1MHz)	PSD Limit (dBm/1MHz)	PSD Margin (dB)
Low	5270	4.147	4.147	11.00	-6.853
High	5310	2.512	2.512	11.00	-8.488



1TX Antenna 5 MODE (FCC) – 26 Tones, RU Index 0

Test Engineer:	44352
Test Date:	9/2/2020

Bandwidth, Antenna Gain, and Limits

Channel	Frequency (MHz)	Min 26 dB BW (MHz)	Directional Gain (dBi)	Power Limit (dBm)	PSD Limit (dBm/1MHz)
Low	5270	20.10	-2.90	24.00	11.00
High	5310	20.40	-2.90	24.00	11.00

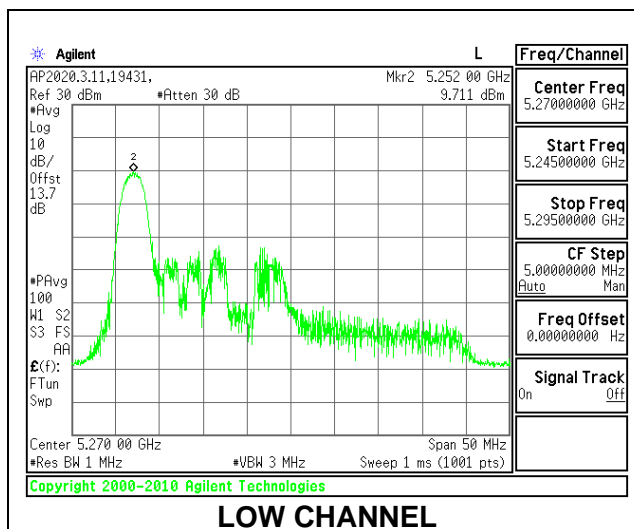
Duty Cycle CF (dB)	0.00	Included in Calculations of Corr'd PSD
---------------------------	------	---

Output Power Results

Channel	Frequency (MHz)	Antenna 5 Meas Power (dBm)	Total Corr'd Power (dBm)	Power Limit (dBm)	Power Margin (dB)
Low	5270	11.89	11.89	24.00	-12.11
High	5310	11.82	11.82	24.00	-12.18

PSD Results

Channel	Frequency (MHz)	Antenna 5 Meas PSD (dBm/1MHz)	Total Corr'd PSD (dBm/1MHz)	PSD Limit (dBm/1MHz)	PSD Margin (dB)
Low	5270	9.711	9.711	11.00	-1.289
High	5310	9.670	9.670	11.00	-1.330



1TX Antenna 5 MODE (FCC) – 26 Tones, RU Index 8

Test Engineer:	44352
Test Date:	9/2/2020

Bandwidth, Antenna Gain, and Limits

Channel	Frequency (MHz)	Min 26 dB BW (MHz)	Directional Gain (dBi)	Power Limit (dBm)	PSD Limit (dBm/1MHz)
Low	5270	23.20	-2.90	24.00	11.00
High	5310	23.30	-2.90	24.00	11.00

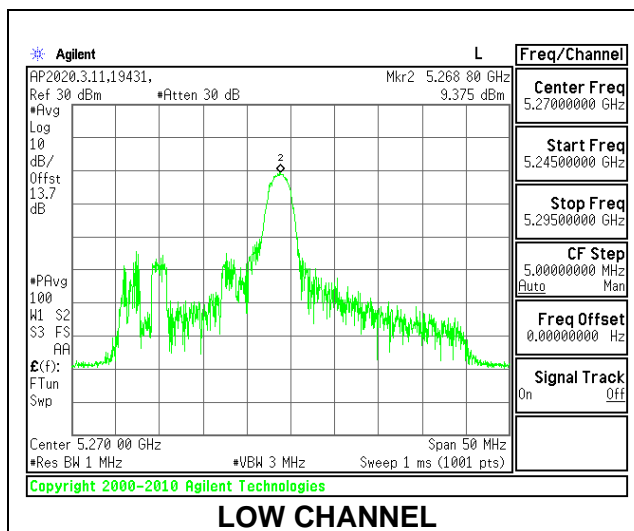
Duty Cycle CF (dB)	0.00	Included in Calculations of Corr'd PSD
---------------------------	------	---

Output Power Results

Channel	Frequency (MHz)	Antenna 5 Meas Power (dBm)	Total Corr'd Power (dBm)	Power Limit (dBm)	Power Margin (dB)
Low	5270	11.67	11.67	24.00	-12.33
High	5310	11.77	11.77	24.00	-12.23

PSD Results

Channel	Frequency (MHz)	Antenna 5 Meas PSD (dBm/1MHz)	Total Corr'd PSD (dBm/1MHz)	PSD Limit (dBm/1MHz)	PSD Margin (dB)
Low	5270	9.375	9.375	11.00	-1.625
High	5310	9.482	9.482	11.00	-1.518



1TX Antenna 5 MODE (FCC) – 26 Tones, RU Index 17

Test Engineer:	44352
Test Date:	9/2/2020

Bandwidth, Antenna Gain, and Limits

Channel	Frequency (MHz)	Min 26 dB BW (MHz)	Directional Gain (dBi)	Power Limit (dBm)	PSD Limit (dBm/1MHz)
Low	5270	20.30	-2.90	24.00	11.00
High	5310	20.10	-2.90	24.00	11.00

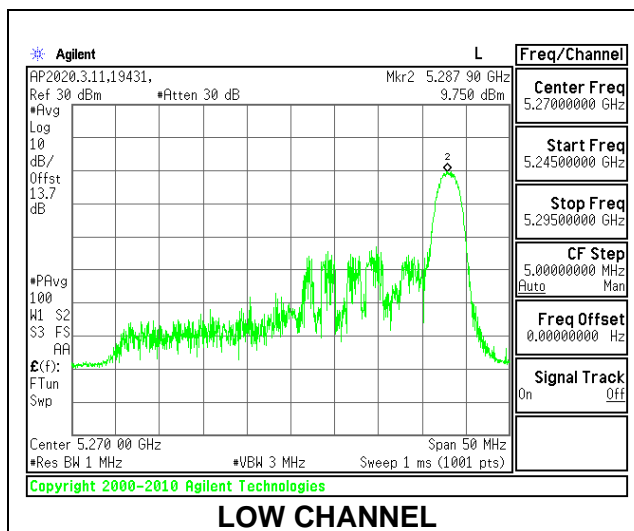
Duty Cycle CF (dB)	0.00	Included in Calculations of Corr'd PSD
---------------------------	------	---

Output Power Results

Channel	Frequency (MHz)	Antenna 5 Meas Power (dBm)	Total Corr'd Power (dBm)	Power Limit (dBm)	Power Margin (dB)
Low	5270	11.98	11.98	24.00	-12.02
High	5310	11.85	11.85	24.00	-12.15

PSD Results

Channel	Frequency (MHz)	Antenna 5 Meas PSD (dBm/1MHz)	Total Corr'd PSD (dBm/1MHz)	PSD Limit (dBm/1MHz)	PSD Margin (dB)
Low	5270	9.750	9.750	11.00	-1.250
High	5310	9.691	9.691	11.00	-1.309



1TX Antenna 5 MODE (FCC) – 484 Tones, RU Index 65

Test Engineer:	44352
Test Date:	9/2/2020

Bandwidth, Antenna Gain, and Limits

Channel	Frequency (MHz)	Min 26 dB BW (MHz)	Directional Gain (dBi)	Power Limit (dBm)	PSD Limit (dBm/1MHz)
Low	5270	40.90	-2.90	24.00	11.00
High	5310	41.00	-2.90	24.00	11.00

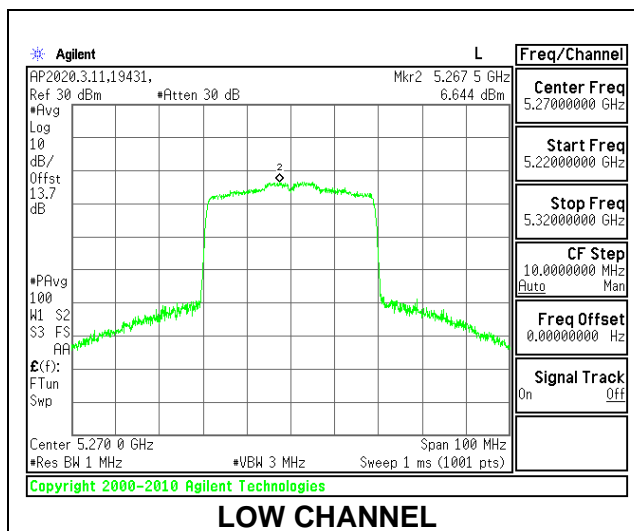
Duty Cycle CF (dB)	0.00	Included in Calculations of Corr'd PSD
---------------------------	------	---

Output Power Results

Channel	Frequency (MHz)	Antenna 5 Meas Power (dBm)	Total Corr'd Power (dBm)	Power Limit (dBm)	Power Margin (dB)
Low	5270	20.66	20.66	24.00	-3.34
High	5310	15.78	15.78	24.00	-8.22

PSD Results

Channel	Frequency (MHz)	Antenna 5 Meas PSD (dBm/1MHz)	Total Corr'd PSD (dBm/1MHz)	PSD Limit (dBm/1MHz)	PSD Margin (dB)
Low	5270	6.644	6.644	11.00	-4.356
High	5310	2.275	2.275	11.00	-8.725



2TX Antenna 6 + Antenna 5 OFDMA MODE (FCC) – 26 Tones, RU Index 0

Test Engineer:	44352
Test Date:	9/2/2020

Bandwidth, Antenna Gain, and Limits

Channel	Frequency (MHz)	Min 26 dB BW (MHz)	Directional Gain for Power (dBi)	Directional Gain for PSD (dBi)	Power Limit (dBm)	PSD Limit (dBm/1MHz)
Low	5270	19.90	-2.32	0.68	23.99	11.00
High	5310	19.40	-2.32	0.68	23.88	11.00

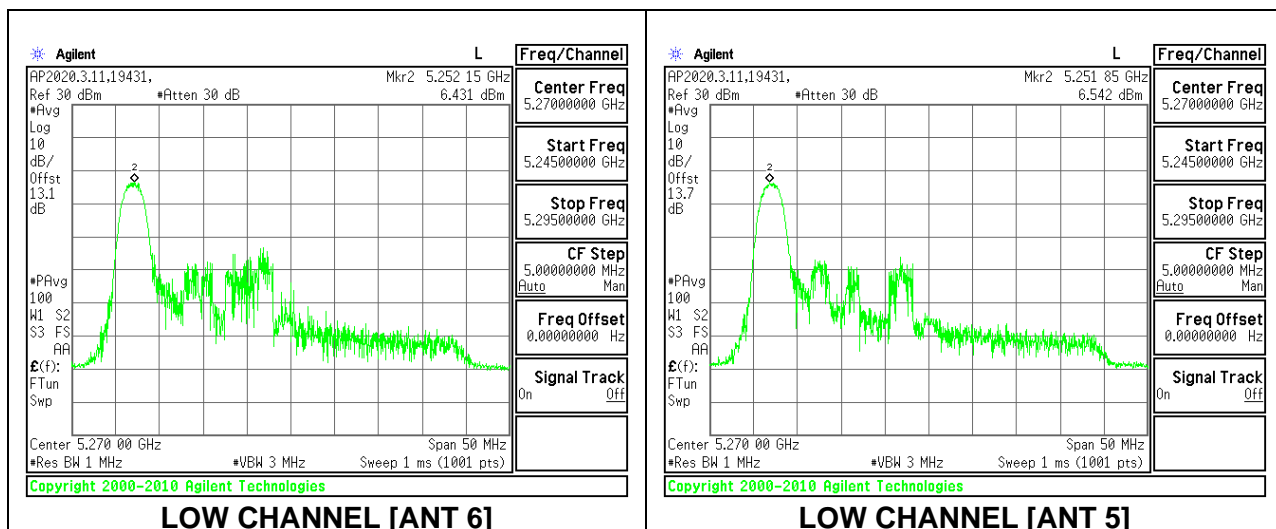
Duty Cycle CF (dB)	0.00	Included in Calculations of Corr'd PSD
---------------------------	------	---

Output Power Results

Channel	Frequency (MHz)	Antenna 6 Meas Power (dBm)	Antenna 5 Meas Power (dBm)	Total Corr'd Power (dBm)	Power Limit (dBm)	Power Margin (dB)
Low	5270	8.84	8.81	11.84	23.99	-12.15
High	5310	8.79	8.85	11.83	23.88	-12.05

PSD Results

Channel	Frequency (MHz)	Antenna 6 Meas PSD (dBm/1MHz)	Antenna 5 Meas PSD (dBm/1MHz)	Total Corr'd PSD (dBm/1MHz)	PSD Limit (dBm/1MHz)	PSD Margin (dB)
Low	5270	6.431	6.542	9.497	11.00	-1.503
High	5310	6.363	6.502	9.443	11.00	-1.557



2TX Antenna 6 + Antenna 5 OFDMA MODE (FCC) – 26 Tones, RU Index 8

Test Engineer:	44352
Test Date:	9/2/2020

Bandwidth, Antenna Gain, and Limits

Channel	Frequency (MHz)	Min 26 dB BW (MHz)	Directional Gain for Power (dBi)	Directional Gain for PSD (dBi)	Power Limit (dBm)	PSD Limit (dBm/1MHz)
Low	5270	22.90	-2.32	0.68	24.00	11.00
High	5310	22.50	-2.32	0.68	24.00	11.00

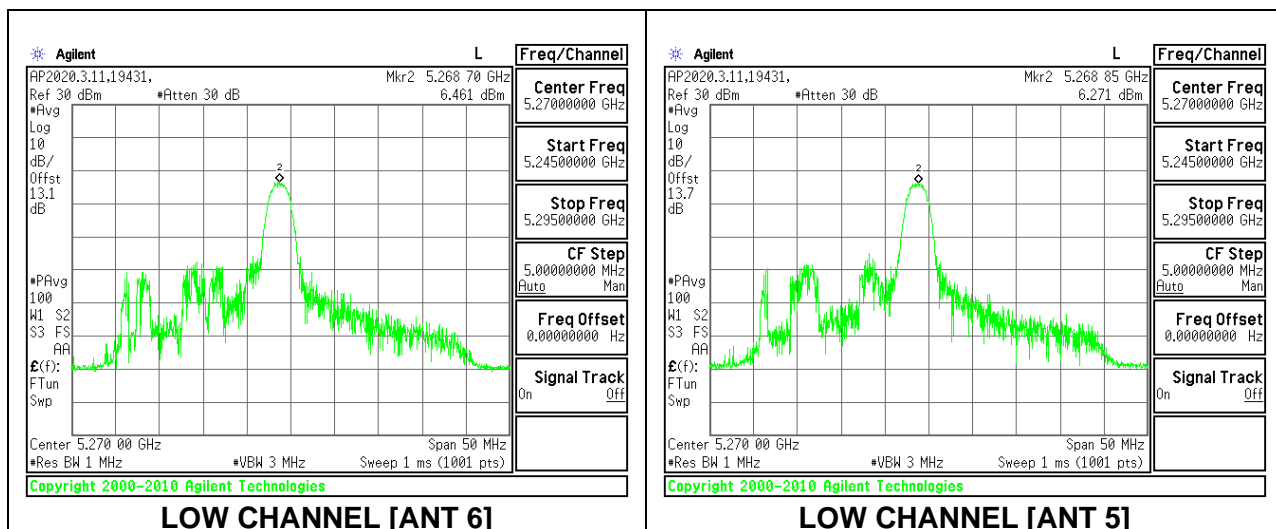
Duty Cycle CF (dB)	0.00	Included in Calculations of Corr'd PSD
---------------------------	------	---

Output Power Results

Channel	Frequency (MHz)	Antenna 6 Meas Power (dBm)	Antenna 5 Meas Power (dBm)	Total Corr'd Power (dBm)	Power Limit (dBm)	Power Margin (dB)
Low	5270	8.81	8.73	11.78	24.00	-12.22
High	5310	8.93	8.68	11.82	24.00	-12.18

PSD Results

Channel	Frequency (MHz)	Antenna 6 Meas PSD (dBm/1MHz)	Antenna 5 Meas PSD (dBm/1MHz)	Total Corr'd PSD (dBm/1MHz)	PSD Limit (dBm/1MHz)	PSD Margin (dB)
Low	5270	6.461	6.271	9.377	11.00	-1.623
High	5310	6.557	6.167	9.377	11.00	-1.623



2TX Antenna 6 + Antenna 5 OFDMA MODE (FCC) – 26 Tones, RU Index 17

Test Engineer:	44352
Test Date:	9/2/2020

Bandwidth, Antenna Gain, and Limits

Channel	Frequency (MHz)	Min 26 dB BW (MHz)	Directional Gain for Power (dBi)	Directional Gain for PSD (dBi)	Power Limit (dBm)	PSD Limit (dBm/1MHz)
Low	5270	19.20	-2.32	0.68	23.83	11.00
High	5310	19.40	-2.32	0.68	23.88	11.00

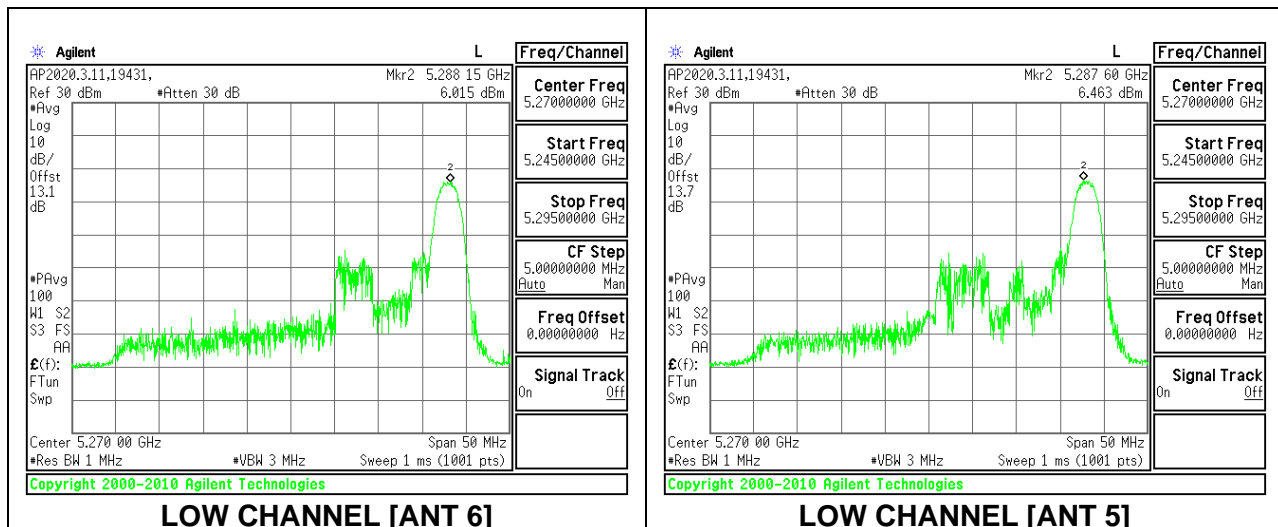
Duty Cycle CF (dB)	0.00	Included in Calculations of Corr'd PSD
---------------------------	------	---

Output Power Results

Channel	Frequency (MHz)	Antenna 6 Meas Power (dBm)	Antenna 5 Meas Power (dBm)	Total Corr'd Power (dBm)	Power Limit (dBm)	Power Margin (dB)
Low	5270	8.66	8.89	11.79	23.83	-12.05
High	5310	8.71	8.82	11.78	23.88	-12.10

PSD Results

Channel	Frequency (MHz)	Antenna 6 Meas PSD (dBm/1MHz)	Antenna 5 Meas PSD (dBm/1MHz)	Total Corr'd PSD (dBm/1MHz)	PSD Limit (dBm/1MHz)	PSD Margin (dB)
Low	5270	6.015	6.463	9.255	11.00	-1.745
High	5310	6.248	6.328	9.298	11.00	-1.702



Test Engineer:	44352
Test Date:	9/13/2020

Bandwidth, Antenna Gain, and Limits

Channel	Frequency (MHz)	Min 26 dB BW (MHz)	Directional Gain for Power (dBi)	Directional Gain for PSD (dBi)	Power Limit (dBm)	PSD Limit (dBm/1MHz)
Low	5270	40.80	-2.32	0.68	24.00	11.00
High	5310	40.90	-2.32	0.68	24.00	11.00

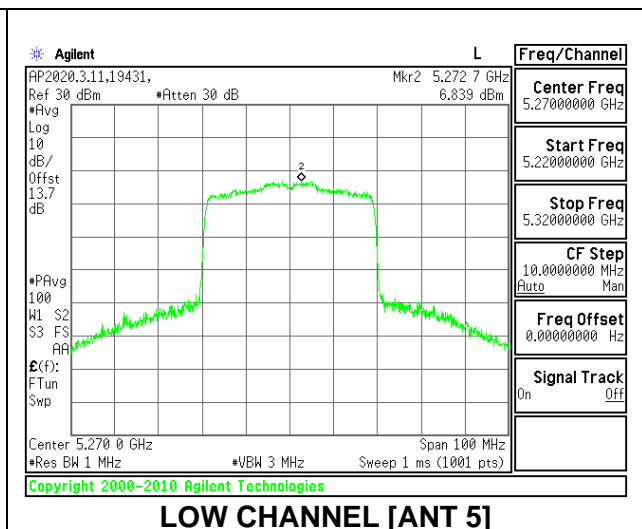
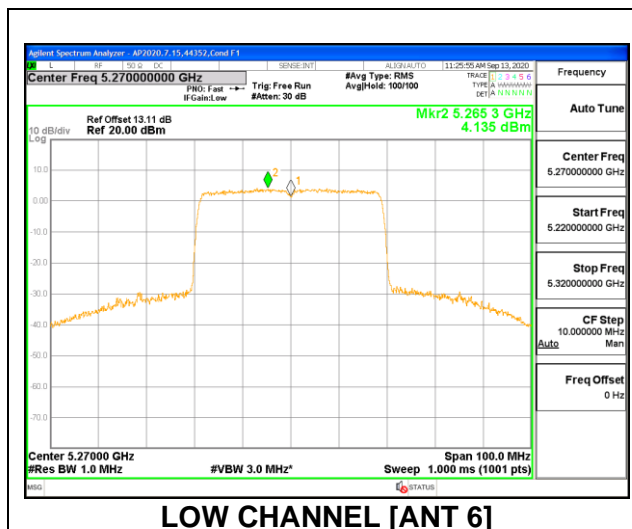
Duty Cycle CF (dB)	0.00	Included in Calculations of Corr'd PSD
--------------------	------	--

Output Power Results

Channel	Frequency (MHz)	Antenna 6 Meas Power (dBm)	Antenna 5 Meas Power (dBm)	Total Corr'd Power (dBm)	Power Limit (dBm)	Power Margin (dB)
Low	5270	18.82	19.93	22.42	24.00	-1.58
High	5310	15.25	15.28	18.28	24.00	-5.72

PSD Results

Channel	Frequency (MHz)	Antenna 6 Meas PSD (dBm/1MHz)	Antenna 5 Meas PSD (dBm/1MHz)	Total Corr'd PSD (dBm/1MHz)	PSD Limit (dBm/1MHz)	PSD Margin (dB)
Low	5270	4.135	6.839	8.704	11.00	-2.296
High	5310	2.483	2.475	5.489	11.00	-5.511



8.4.12. 802.11ax HE80 MODE IN THE 5.3 GHz BAND

1TX Antenna 6 MODE (FCC) – 26 Tones, RU Index 0

Test Engineer:	44352
Test Date:	9/2/2020

Bandwidth, Antenna Gain, and Limits

Channel	Frequency (MHz)	Min 26 dB BW (MHz)	Directional Gain (dBi)	Power Limit (dBm)	PSD Limit (dBm/1MHz)
Mid	5290	19.800	-1.80	23.97	11.00

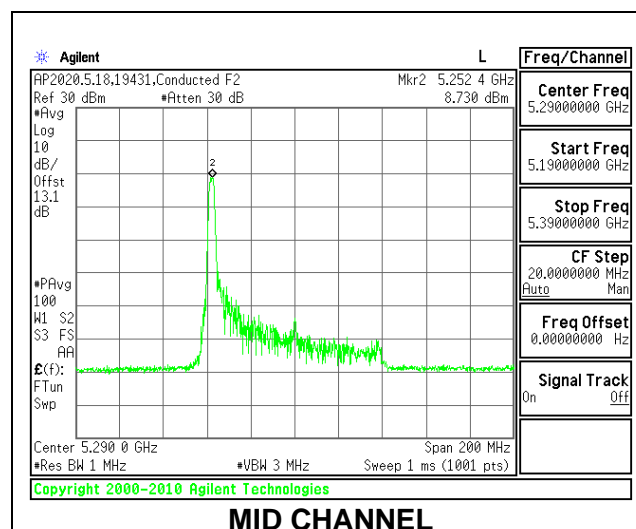
Duty Cycle CF (dB)	0.00	Included in Calculations of Corr'd PSD
--------------------	------	--

Output Power Results

Channel	Frequency (MHz)	Antenna 6 Meas Power (dBm)	Total Corr'd Power (dBm)	Power Limit (dBm)	Power Margin (dB)
Mid	5290	11.830	11.830	23.97	-12.14

PSD Results

Channel	Frequency (MHz)	Antenna 6 Meas PSD (dBm/1MHz)	Total Corr'd PSD (dBm/1MHz)	PSD Limit (dBm/1MHz)	PSD Margin (dB)
Mid	5290	8.730	8.730	11.00	-2.27



1TX Antenna 6 MODE (FCC) – 26 Tones, RU Index 18

Test Engineer:	39919
Test Date:	9/3/2020

Bandwidth, Antenna Gain, and Limits

Channel	Frequency (MHz)	Min 26 dB BW (MHz)	Directional Gain (dBi)	Power Limit (dBm)	PSD Limit (dBm/1MHz)
Mid	5290	40.800	-1.80	24.00	11.00

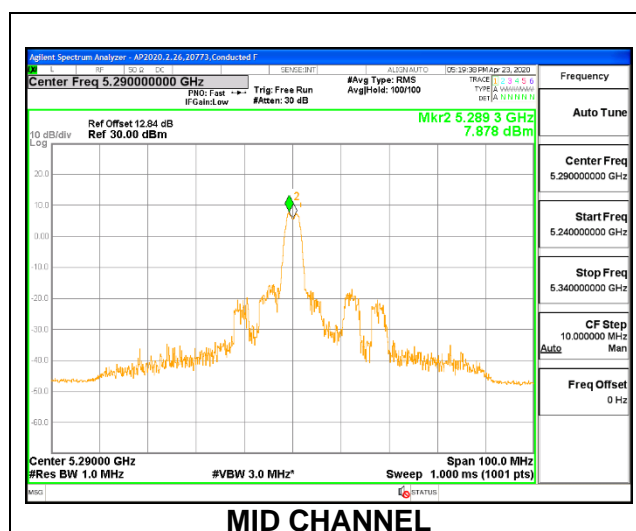
Duty Cycle CF (dB)	0.00	Included in Calculations of Corr'd PSD
---------------------------	------	---

Output Power Results

Channel	Frequency (MHz)	Antenna 6 Meas Power (dBm)	Total Corr'd Power (dBm)	Power Limit (dBm)	Power Margin (dB)
Mid	5290	11.720	11.720	24.00	-12.28

PSD Results

Channel	Frequency (MHz)	Antenna 6 Meas PSD (dBm/1MHz)	Total Corr'd PSD (dBm/1MHz)	PSD Limit (dBm/1MHz)	PSD Margin (dB)
Mid	5290	7.878	7.878	11.00	-3.12



1TX Antenna 6 MODE (FCC) – 26 Tones, RU Index 36

Test Engineer:	39919
Test Date:	9/3/2020

Bandwidth, Antenna Gain, and Limits

Channel	Frequency (MHz)	Min 26 dB BW (MHz)	Directional Gain (dBi)	Power Limit (dBm)	PSD Limit (dBm/1MHz)
Mid	5290	21.200	-1.80	24.00	11.00

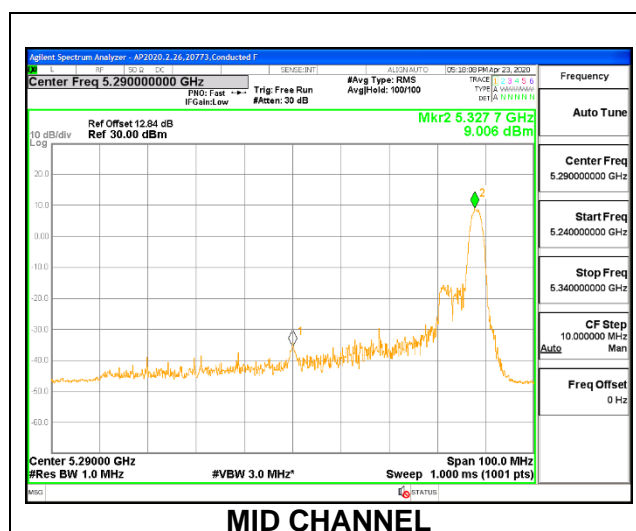
Duty Cycle CF (dB)	0.00	Included in Calculations of Corr'd PSD
--------------------	------	--

Output Power Results

Channel	Frequency (MHz)	Antenna 6 Meas Power (dBm)	Total Corr'd Power (dBm)	Power Limit (dBm)	Power Margin (dB)
Mid	5290	11.900	11.900	24.00	-12.10

PSD Results

Channel	Frequency (MHz)	Antenna 6 Meas PSD (dBm/1MHz)	Total Corr'd PSD (dBm/1MHz)	PSD Limit (dBm/1MHz)	PSD Margin (dB)
Mid	5290	9.006	9.006	11.00	-1.99



1TX Antenna 6 MODE (FCC) – 996 Tones, RU Index 67

Bandwidth, Antenna Gain, and Limits

Channel	Frequency (MHz)	Min 26 dB BW (MHz)	Directional Gain (dBi)	Power Limit (dBm)	PSD Limit (dBm/1MHz)
Mid	5290	82.800	-1.80	24.00	11.00

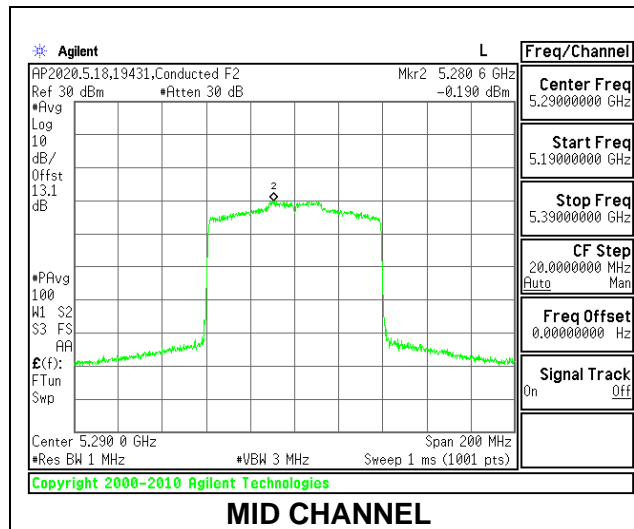
Duty Cycle CF (dB)	0.00	Included in Calculations of Corr'd PSD
--------------------	------	--

Output Power Results

Channel	Frequency (MHz)	Antenna 6 Meas Power (dBm)	Total Corr'd Power (dBm)	Power Limit (dBm)	Power Margin (dB)
Mid	5290	15.940	15.940	24.00	-8.06

PSD Results

Channel	Frequency (MHz)	Antenna 6 Meas PSD (dBm/1MHz)	Total Corr'd PSD (dBm/1MHz)	PSD Limit (dBm/1MHz)	PSD Margin (dB)
Mid	5290	-0.190	-0.190	11.00	-11.19



1TX Antenna 5 MODE (FCC) – 26 Tones, RU Index 0

Test Engineer:	39919
Test Date:	9/3/2020

Bandwidth, Antenna Gain, and Limits

Channel	Frequency (MHz)	Min 26 dB BW (MHz)	Directional Gain (dBi)	Power Limit (dBm)	PSD Limit (dBm/1MHz)
Mid	5290	20.000	-2.90	24.00	11.00

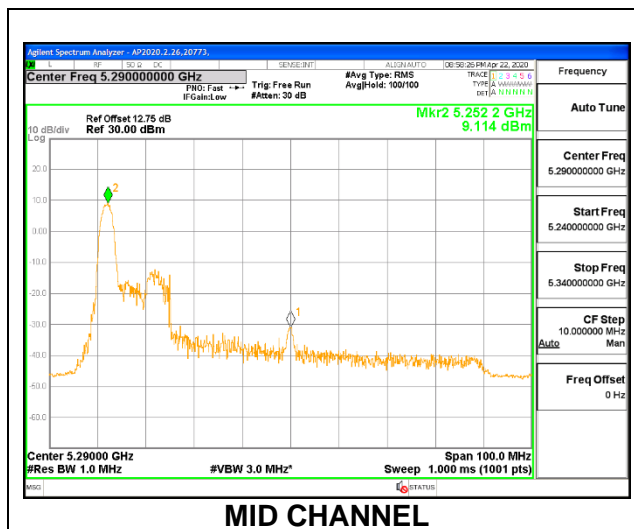
Duty Cycle CF (dB)	0.00	Included in Calculations of Corr'd PSD
---------------------------	------	---

Output Power Results

Channel	Frequency (MHz)	Antenna 5 Meas Power (dBm)	Total Corr'd Power (dBm)	Power Limit (dBm)	Power Margin (dB)
Mid	5290	11.910	11.910	24.00	-12.09

PSD Results

Channel	Frequency (MHz)	Antenna 5 Meas PSD (dBm/1MHz)	Total Corr'd PSD (dBm/1MHz)	PSD Limit (dBm/1MHz)	PSD Margin (dB)
Mid	5290	9.114	9.114	11.00	-1.89



1TX Antenna 5 MODE (FCC) – 26 Tones, RU Index 18

Test Engineer:	39919
Test Date:	9/3/2020

Bandwidth, Antenna Gain, and Limits

Channel	Frequency (MHz)	Min 26 dB BW (MHz)	Directional Gain (dBi)	Power Limit (dBm)	PSD Limit (dBm/1MHz)
Mid	5290	40.600	-2.90	24.00	11.00

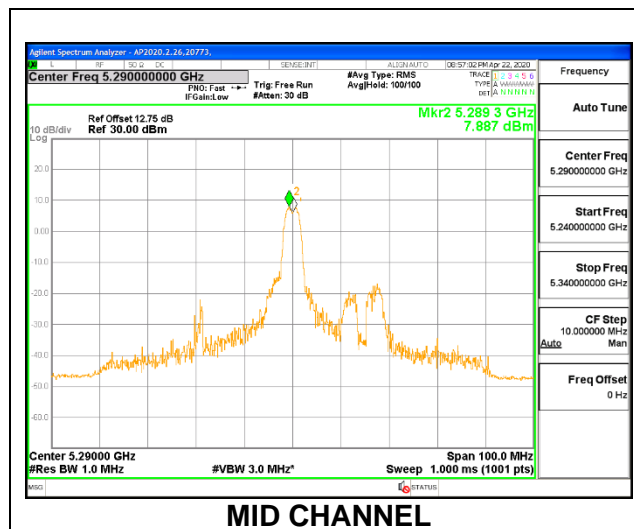
Duty Cycle CF (dB)	0.00	Included in Calculations of Corr'd PSD
--------------------	------	--

Output Power Results

Channel	Frequency (MHz)	Antenna 5 Meas Power (dBm)	Total Corr'd Power (dBm)	Power Limit (dBm)	Power Margin (dB)
Mid	5290	11.750	11.750	24.00	-12.25

PSD Results

Channel	Frequency (MHz)	Antenna 5 Meas PSD (dBm/1MHz)	Total Corr'd PSD (dBm/1MHz)	PSD Limit (dBm/1MHz)	PSD Margin (dB)
Mid	5290	7.887	7.887	11.00	-3.11



1TX Antenna 5 MODE (FCC) – 26 Tones, RU Index 36

Test Engineer:	39919
Test Date:	9/3/2020

Bandwidth, Antenna Gain, and Limits

Channel	Frequency (MHz)	Min 26 dB BW (MHz)	Directional Gain (dBi)	Power Limit (dBm)	PSD Limit (dBm/1MHz)
Mid	5290	20.800	-2.90	24.00	11.00

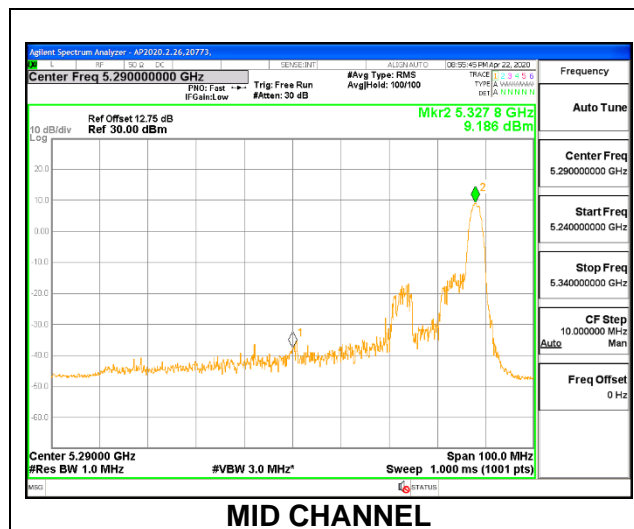
Duty Cycle CF (dB)	0.00	Included in Calculations of Corr'd PSD
---------------------------	------	---

Output Power Results

Channel	Frequency (MHz)	Antenna 5 Meas Power (dBm)	Total Corr'd Power (dBm)	Power Limit (dBm)	Power Margin (dB)
Mid	5290	11.920	11.920	24.00	-12.08

PSD Results

Channel	Frequency (MHz)	Antenna 5 Meas PSD (dBm/1MHz)	Total Corr'd PSD (dBm/1MHz)	PSD Limit (dBm/1MHz)	PSD Margin (dB)
Mid	5290	9.186	9.186	11.00	-1.81



MID CHANNEL

1TX Antenna 5 MODE (FCC) – 996 Tones, RU Index 67

Test Engineer:	39919
Test Date:	9/3/2020

Bandwidth, Antenna Gain, and Limits

Channel	Frequency (MHz)	Min 26 dB BW (MHz)	Directional Gain (dBi)	Power Limit (dBm)	PSD Limit (dBm/1MHz)
Mid	5290	83.200	-2.90	24.00	11.00

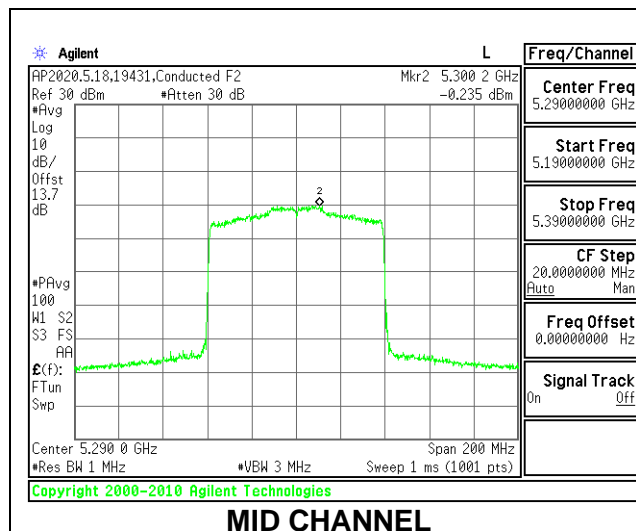
Duty Cycle CF (dB)	0.00	Included in Calculations of Corr'd PSD
---------------------------	------	---

Output Power Results

Channel	Frequency (MHz)	Antenna 5 Meas Power (dBm)	Total Corr'd Power (dBm)	Power Limit (dBm)	Power Margin (dB)
Mid	5290	15.920	15.920	24.00	-8.08

PSD Results

Channel	Frequency (MHz)	Antenna 5 Meas PSD (dBm/1MHz)	Total Corr'd PSD (dBm/1MHz)	PSD Limit (dBm/1MHz)	PSD Margin (dB)
Mid	5290	-0.235	-0.235	11.00	-11.24



2TX Antenna 6 + Antenna 5 OFDMA MODE (FCC) – 26 Tones, RU Index 0

Test Engineer:	44352
Test Date:	9/3/2020

Bandwidth, Antenna Gain, and Limits

Channel	Frequency (MHz)	Min 26 dB BW (MHz)	Directional Gain for Power (dBi)	Directional Gain for PSD (dBi)	Power Limit (dBm)	PSD Limit (dBm/1MHz)
Mid	5290	20.000	-2.30	0.68	24.00	11.00

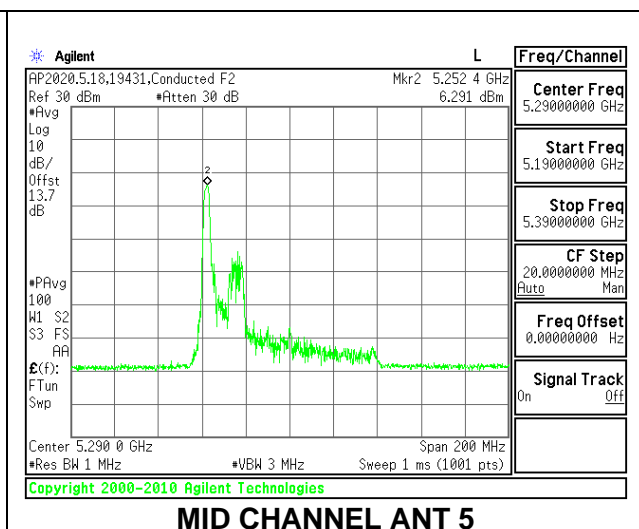
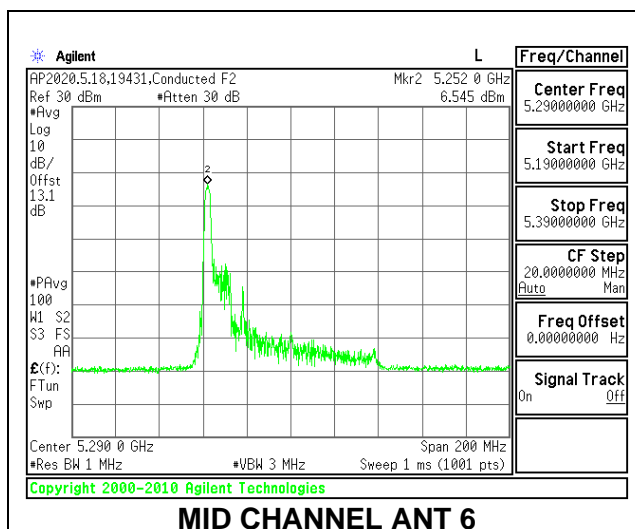
Duty Cycle CF (dB)	0.00	Included in Calculations of Corr'd PSD
---------------------------	------	---

Output Power Results

Channel	Frequency (MHz)	Antenna 6 Meas Power (dBm)	Antenna 5 Meas Power (dBm)	Total Corr'd Power (dBm)	Power Limit (dBm)	Power Margin (dB)
Mid	5290	8.880	8.960	11.930	24.00	-12.07

PSD Results

Channel	Frequency (MHz)	Antenna 6 Meas PSD (dBm/1MHz)	Antenna 5 Meas PSD (dBm/1MHz)	Total Corr'd PSD (dBm/1MHz)	PSD Limit (dBm/1MHz)	PSD Margin (dB)
Mid	5290	6.545	6.291	9.430	11.00	-1.57



2TX Antenna 6 + Antenna 5 OFDMA MODE (FCC) – 26 Tones, RU Index 18

Test Engineer:	44352
Test Date:	9/3/2020

Bandwidth, Antenna Gain, and Limits

Channel	Frequency (MHz)	Min 26 dB BW (MHz)	Directional Gain for Power (dBi)	Directional Gain for PSD (dBi)	Power Limit (dBm)	PSD Limit (dBm/1MHz)
Mid	5290	38.600	-2.32	0.68	24.00	11.00

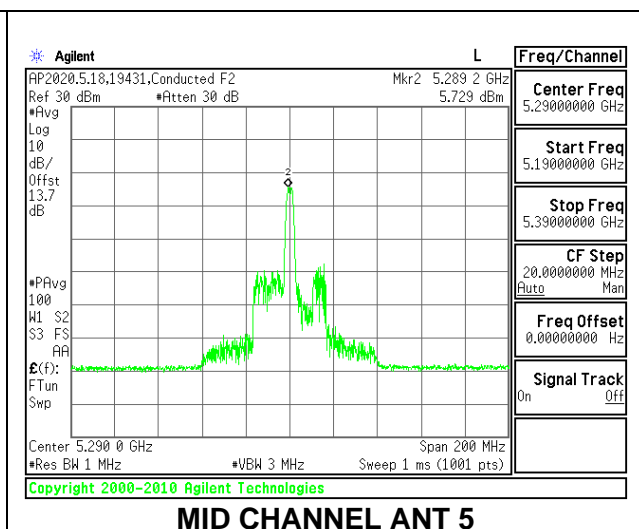
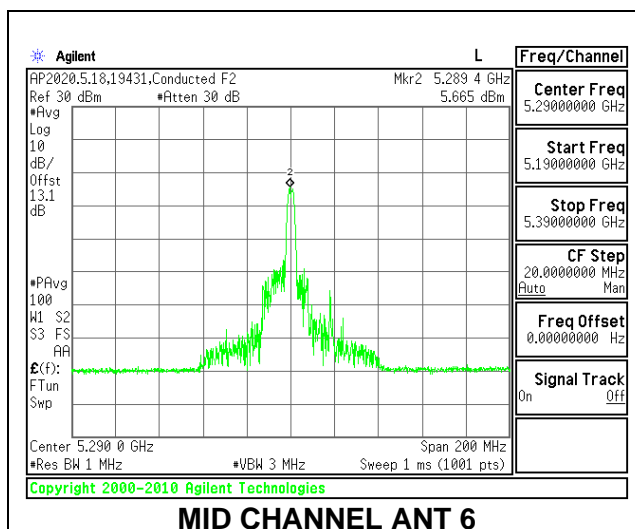
Duty Cycle CF (dB)	0.00	Included in Calculations of Corr'd PSD
---------------------------	------	---

Output Power Results

Channel	Frequency (MHz)	Antenna 6 Meas Power (dBm)	Antenna 5 Meas Power (dBm)	Total Corr'd Power (dBm)	Power Limit (dBm)	Power Margin (dB)
Mid	5290	8.870	8.790	11.840	24.00	-12.16

PSD Results

Channel	Frequency (MHz)	Antenna 6 Meas PSD (dBm/1MHz)	Antenna 5 Meas PSD (dBm/1MHz)	Total Corr'd PSD (dBm/1MHz)	PSD Limit (dBm/1MHz)	PSD Margin (dB)
Mid	5290	5.665	5.729	8.707	11.00	-2.29



2TX Antenna 6 + Antenna 5 OFDMA MODE (FCC) – 26 Tones, RU Index 36

Test Engineer:	44352
Test Date:	9/3/2020

Bandwidth, Antenna Gain, and Limits

Channel	Frequency (MHz)	Min 26 dB BW (MHz)	Directional Gain for Power (dBi)	Directional Gain for PSD (dBi)	Power Limit (dBm)	PSD Limit (dBm/1MHz)
Mid	5290	20.000	-2.32	0.68	24.00	11.00

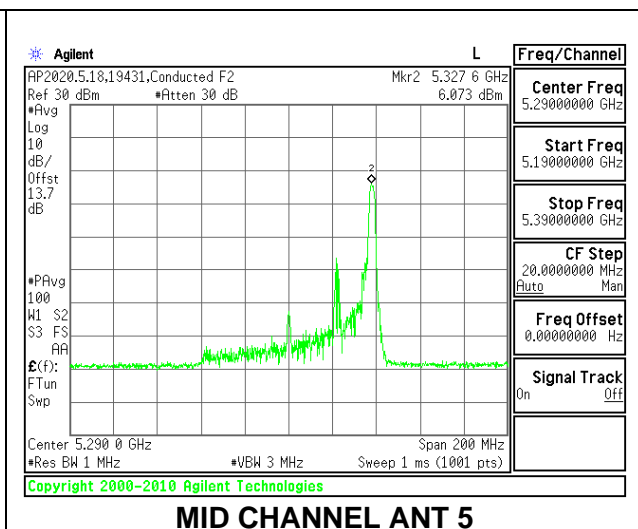
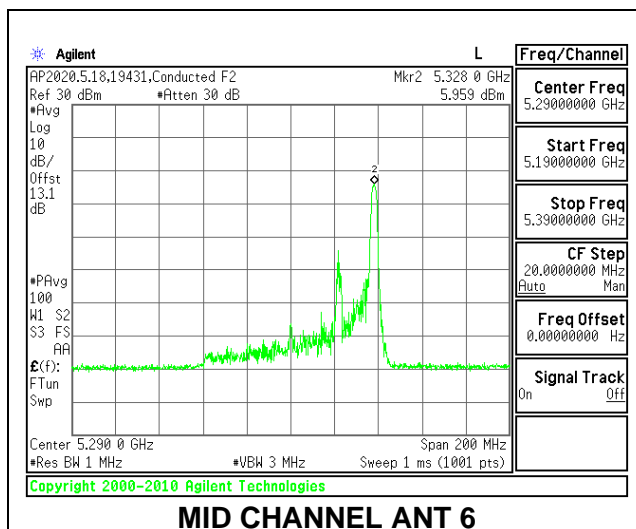
Duty Cycle CF (dB)	0.00	Included in Calculations of Corr'd PSD
--------------------	------	--

Output Power Results

Channel	Frequency (MHz)	Antenna 6 Meas Power (dBm)	Antenna 5 Meas Power (dBm)	Total Corr'd Power (dBm)	Power Limit (dBm)	Power Margin (dB)
Mid	5290	8.830	8.940	11.896	24.00	-12.10

PSD Results

Channel	Frequency (MHz)	Antenna 6 Meas PSD (dBm/1MHz)	Antenna 5 Meas PSD (dBm/1MHz)	Total Corr'd PSD (dBm/1MHz)	PSD Limit (dBm/1MHz)	PSD Margin (dB)
Mid	5290	5.959	6.073	9.027	11.00	-1.97



Test Engineer:	44352
Test Date:	9/3/2020

Bandwidth, Antenna Gain, and Limits

Channel	Frequency (MHz)	Min 26 dB BW (MHz)	Directional Gain for Power (dBi)	Directional Gain for PSD (dBi)	Power Limit (dBm)	PSD Limit (dBm/1MHz)
Mid	5290	82.800	-2.32	0.68	24.00	11.00

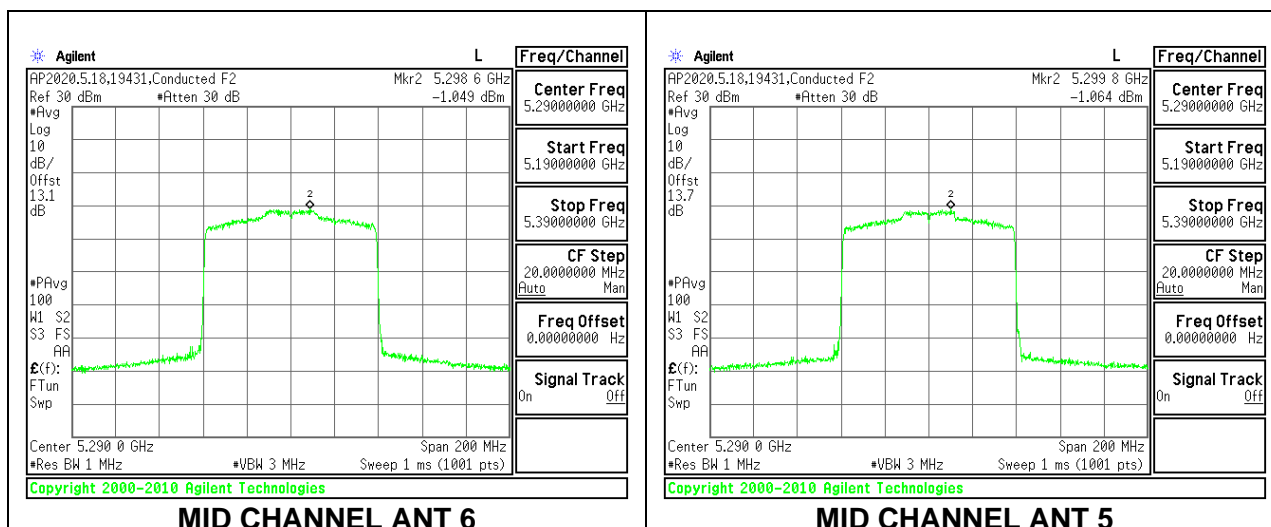
Duty Cycle CF (dB)	0.00	Included in Calculations of Corr'd PSD
--------------------	------	--

Output Power Results

Channel	Frequency (MHz)	Antenna 6 Meas Power (dBm)	Antenna 5 Meas Power (dBm)	Total Corr'd Power (dBm)	Power Limit (dBm)	Power Margin (dB)
Mid	5290	14.860	14.950	17.916	24.00	-6.08

PSD Results

Channel	Frequency (MHz)	Antenna 6 Meas PSD (dBm/1MHz)	Antenna 5 Meas PSD (dBm/1MHz)	Total Corr'd PSD (dBm/1MHz)	PSD Limit (dBm/1MHz)	PSD Margin (dB)
Mid	5290	-1.049	-1.064	-1.498	11.00	-12.50



8.4.13. 802.11n HT20 MODE IN THE 5.6 GHz BAND

1TX Antenna 6 MODE (FCC)

Test Engineer:	44352
Test Date:	9/13/2020

Bandwidth, Antenna Gain, and Limits

Channel	Frequency (MHz)	Min 26 dB BW (MHz)	Directional Gain (dBi)	Power Limit (dBm)	PSD Limit (dBm/1MHz)
Low	5500	21.45	-0.30	24.00	11.00
Mid	5580	21.50	-0.30	24.00	11.00
High	5700	21.70	-0.30	24.00	11.00
144	5720	15.75	-0.30	22.97	11.00

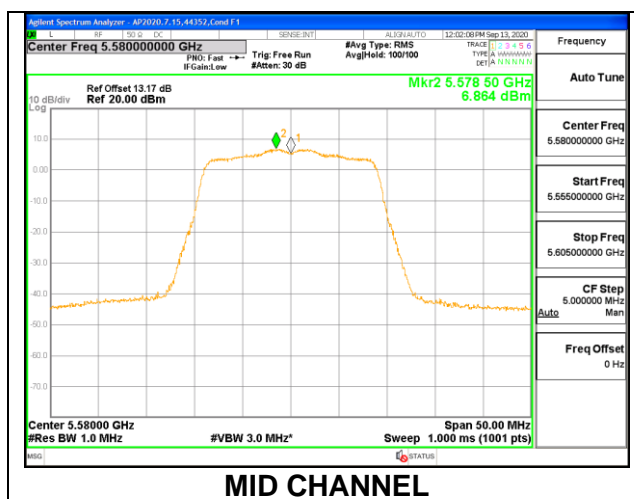
Duty Cycle CF (dB)	0.00	Included in Calculations Corr'd PSD
---------------------------	------	--

Output Power Results

Channel	Frequency (MHz)	Antenna 6 Meas Power (dBm)	Total Corr'd Power (dBm)	Power Limit (dBm)	Power Margin (dB)
Low	5500	18.36	18.36	24.00	-5.64
Mid	5580	18.22	18.22	24.00	-5.78
High	5700	16.88	16.88	24.00	-7.12
144	5720	18.32	18.32	22.97	-4.65

PSD Results

Channel	Frequency (MHz)	Antenna 6 Meas PSD (dBm/1MHz)	Total Corr'd PSD (dBm/1MHz)	PSD Limit (dBm/1MHz)	PSD Margin (dB)
Low	5500	7.023	7.023	11.00	-3.977
Mid	5580	6.864	6.864	11.00	-4.136
High	5700	6.327	6.327	11.00	-4.673
144	5720	7.774	7.774	11.00	-3.226



1TX Antenna 5 MODE (FCC)

Test Engineer:	44352
Test Date:	9/13/2020

Bandwidth, Antenna Gain, and Limits

Channel	Frequency (MHz)	Min 26 dB BW (MHz)	Directional Gain (dBi)	Power Limit (dBm)	PSD Limit (dBm/1MHz)
Low	5500	21.55	-3.60	24.00	11.00
Mid	5580	21.35	-3.60	24.00	11.00
High	5700	21.55	-3.60	24.00	11.00
144	5720	15.75	-3.60	22.97	11.00

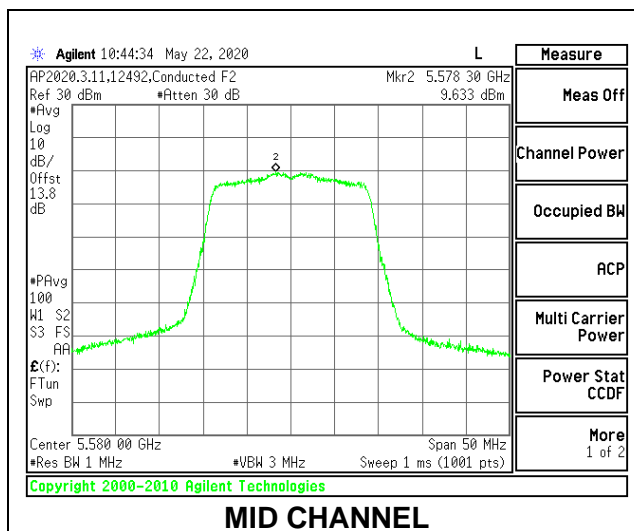
Duty Cycle CF (dB)	0.00	Included in Calculations Corr'd PSD
---------------------------	------	--

Output Power Results

Channel	Frequency (MHz)	Antenna 5 Meas Power (dBm)	Total Corr'd Power (dBm)	Power Limit (dBm)	Power Margin (dB)
Low	5500	18.83	18.83	24.00	-5.17
Mid	5580	20.84	20.84	24.00	-3.16
High	5700	16.76	16.76	24.00	-7.24
144	5720	20.88	20.88	22.97	-2.09

PSD Results

Channel	Frequency (MHz)	Antenna 5 Meas PSD (dBm/1MHz)	Total Corr'd PSD (dBm/1MHz)	PSD Limit (dBm/1MHz)	PSD Margin (dB)
Low	5500	7.442	7.442	11.00	-3.558
Mid	5580	9.633	9.633	11.00	-1.367
High	5700	6.356	6.356	11.00	-4.644
144	5720	9.873	9.873	11.00	-1.127



2TX Antenna 6 + Antenna 5 CDD MODE (FCC)

Test Engineer:	44352
Test Date:	9/13/2020

Bandwidth, Antenna Gain, and Limits

Channel	Frequency (MHz)	Min 26 dB BW (MHz)	Directional Gain for Power (dBi)	Directional Gain for PSD (dBi)	Power Limit (dBm)	PSD Limit (dBm/1MHz)
Low	5500	21.30	-1.64	1.22	24.00	11.00
Mid	5580	21.30	-1.64	1.22	24.00	11.00
High	5700	21.35	-1.64	1.22	24.00	11.00
144	5720	15.60	-1.64	1.22	22.93	11.00

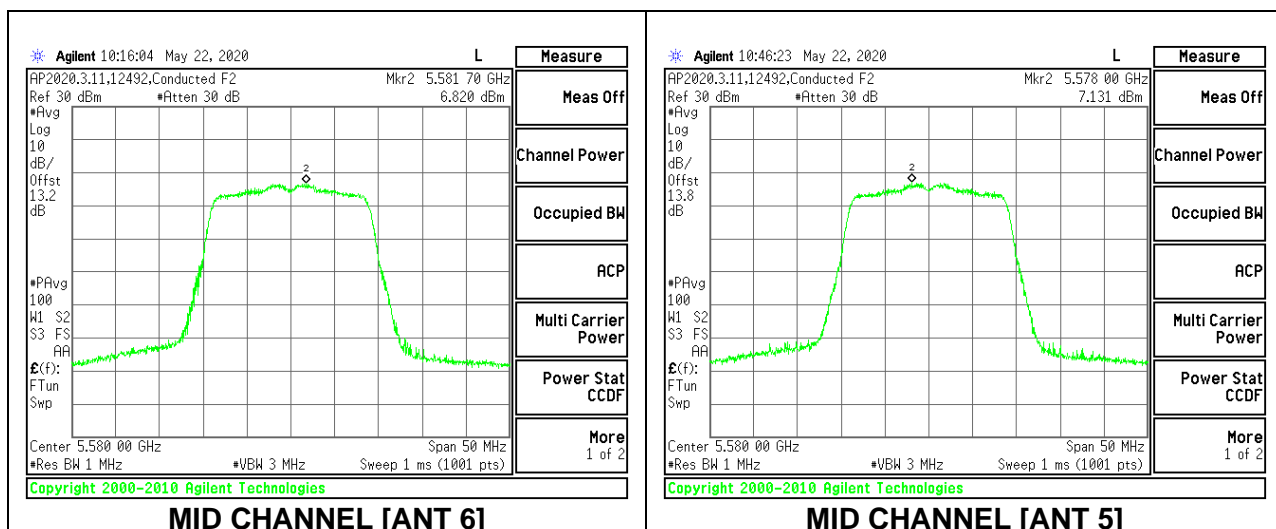
Duty Cycle CF (dB)	0.00	Included in Calculations of Corr'd PSD
---------------------------	------	---

Output Power Results

Channel	Frequency (MHz)	Antenna 6 Meas Power (dBm)	Antenna 5 Meas Power (dBm)	Total Corr'd Power (dBm)	Power Limit (dBm)	Power Margin (dB)
Low	5500	17.84	17.78	20.82	24.00	-3.18
Mid	5580	17.79	17.83	20.82	24.00	-3.18
High	5700	16.42	16.31	19.38	24.00	-4.62
144	5720	17.72	17.76	20.75	22.93	-2.18

PSD Results

Channel	Frequency (MHz)	Antenna 6 Meas PSD (dBm/1MHz)	Antenna 5 Meas PSD (dBm/1MHz)	Total Corr'd PSD (dBm/1MHz)	PSD Limit (dBm/1MHz)	PSD Margin (dB)
Low	5500	7.145	6.710	9.943	11.00	-1.057
Mid	5580	6.820	7.131	9.989	11.00	-1.011
High	5700	5.422	5.396	8.419	11.00	-2.581
144	5720	6.507	6.768	9.650	11.00	-1.350



8.4.14. 802.11n HT40 MODE IN THE 5.6 GHz BAND

1TX Antenna 6 MODE (FCC)

Test Engineer:	44352
Test Date:	9/13/2020

Bandwidth, Antenna Gain, and Limits

Channel	Frequency (MHz)	Min 26 dB BW (MHz)	Directional Gain (dBi)	Power Limit (dBm)	PSD Limit (dBm/1MHz)
Low	5510	42.60	-0.30	24.00	11.00
Mid	5550	42.30	-0.30	24.00	11.00
High	5670	42.60	-0.30	24.00	11.00
142	5710	36.15	-0.30	24.00	11.00

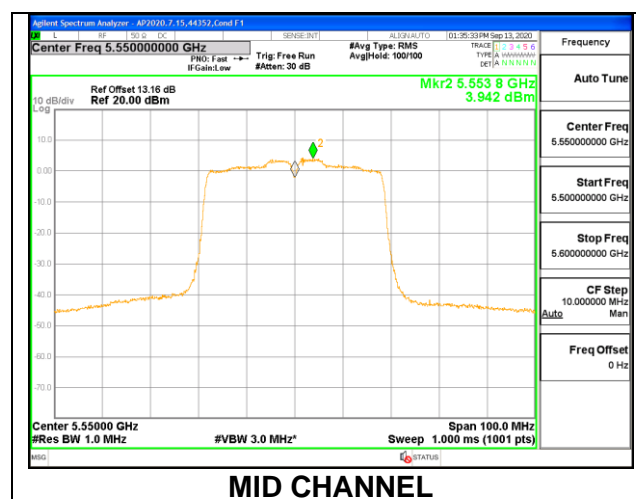
Duty Cycle CF (dB)	0.09	Included in Calculations Corr'd PSD
--------------------	------	-------------------------------------

Output Power Results

Channel	Frequency (MHz)	Antenna 6 Meas Power (dBm)	Total Corr'd Power (dBm)	Power Limit (dBm)	Power Margin (dB)
Low	5510	15.87	15.87	24.00	-8.13
Mid	5550	18.19	18.19	24.00	-5.81
High	5670	18.22	18.22	24.00	-5.78
142	5710	18.20	18.29	24.00	-5.71

PSD Results

Channel	Frequency (MHz)	Antenna 6 Meas PSD (dBm/1MHz)	Total Corr'd PSD (dBm/1MHz)	PSD Limit (dBm/1MHz)	PSD Margin (dB)
Low	5510	1.706	1.796	11.00	-9.204
Mid	5550	3.942	4.032	11.00	-6.968
High	5670	4.725	4.815	11.00	-6.185
142	5710	4.766	4.856	11.00	-6.144



1TX Antenna 5 MODE (FCC)

Test Engineer:	44352
Test Date:	9/13/2020

Bandwidth, Antenna Gain, and Limits

Channel	Frequency (MHz)	Min 26 dB BW (MHz)	Directional Gain (dBi)	Power Limit (dBm)	PSD Limit (dBm/1MHz)
Low	5510	42.80	-3.60	24.00	11.00
Mid	5550	43.10	-3.60	24.00	11.00
High	5670	43.50	-3.60	24.00	11.00
142	5710	36.45	-3.60	24.00	11.00

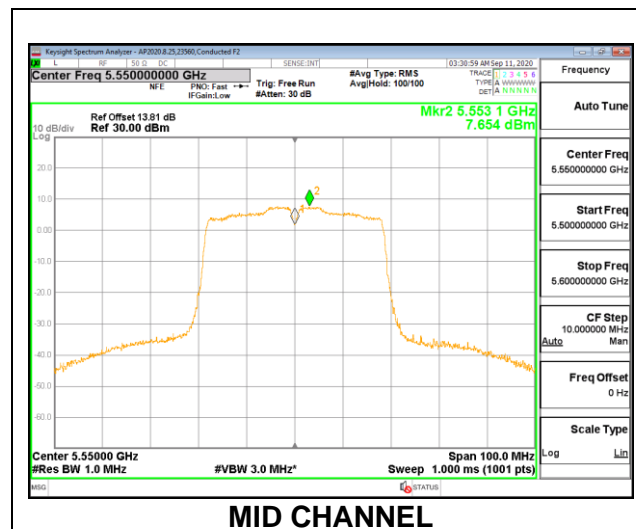
Duty Cycle CF (dB)	0.09	Included in Calculations Corr'd PSD
---------------------------	------	--

Output Power Results

Channel	Frequency (MHz)	Antenna 5 Meas Power (dBm)	Total Corr'd Power (dBm)	Power Limit (dBm)	Power Margin (dB)
Low	5510	15.86	15.86	24.00	-8.14
Mid	5550	20.81	20.81	24.00	-3.19
High	5670	18.73	18.73	24.00	-5.27
142	5710	20.84	20.93	24.00	-3.07

PSD Results

Channel	Frequency (MHz)	Antenna 5 Meas PSD (dBm/1MHz)	Total Corr'd PSD (dBm/1MHz)	PSD Limit (dBm/1MHz)	PSD Margin (dB)
Low	5510	1.367	1.457	11.00	-9.543
Mid	5550	7.654	7.744	11.00	-3.256
High	5670	5.259	5.349	11.00	-5.651
142	5710	7.622	7.712	11.00	-3.288



2TX Antenna 6 + Antenna 5 CDD MODE (FCC)

Test Engineer:	44352
Test Date:	9/13/2020

Bandwidth, Antenna Gain, and Limits

Channel	Frequency (MHz)	Min 26 dB BW (MHz)	Directional Gain for Power (dBi)	Directional Gain for PSD (dBi)	Power Limit (dBm)	PSD Limit (dBm/1MHz)
Low	5510	40.90	-1.64	1.22	24.00	11.00
Mid	5550	40.90	-1.64	1.22	24.00	11.00
High	5670	40.80	-1.64	1.22	24.00	11.00
142	5710	35.30	-1.64	1.22	24.00	11.00

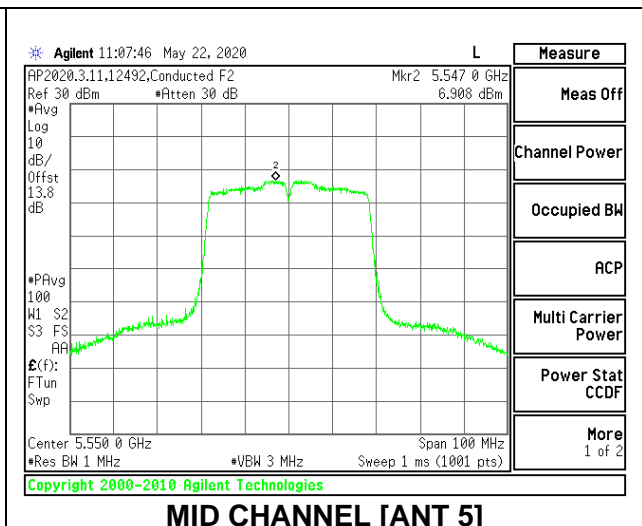
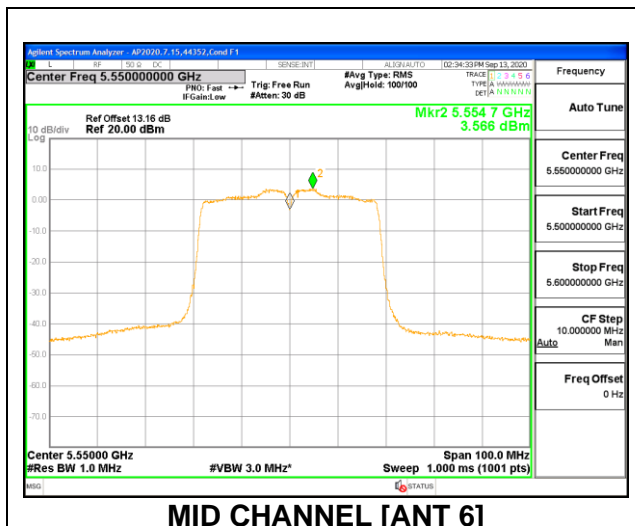
Duty Cycle CF (dB)	0.09	Included in Calculations of Corr'd Power & PSD
---------------------------	------	---

Output Power Results

Channel	Frequency (MHz)	Antenna 6 Meas Power (dBm)	Antenna 5 Meas Power (dBm)	Total Corr'd Power (dBm)	Power Limit (dBm)	Power Margin (dB)
Low	5510	15.12	15.20	18.17	24.00	-5.83
Mid	5550	18.23	19.90	22.16	24.00	-1.84
High	5670	18.22	18.29	21.27	24.00	-2.73
142	5710	18.39	19.87	22.29	24.00	-1.71

PSD Results

Channel	Frequency (MHz)	Antenna 6 Meas PSD (dBm/1MHz)	Antenna 5 Meas PSD (dBm/1MHz)	Total Corr'd PSD (dBm/1MHz)	PSD Limit (dBm/1MHz)	PSD Margin (dB)
Low	5510	0.925	0.701	3.915	11.00	-7.09
Mid	5550	3.566	6.908	8.651	11.00	-2.35
High	5670	4.563	4.404	7.585	11.00	-3.42
142	5710	4.728	6.874	9.033	11.00	-1.97



8.4.15. 802.11ac VHT80 MODE IN THE 5.6 GHz BAND

1TX Antenna 6 MODE (FCC)

Test Engineer:	44352
Test Date:	9/3/2020

Bandwidth, Antenna Gain, and Limits

Channel	Frequency (MHz)	Min 26 dB BW (MHz)	Directional Gain (dBi)	Power Limit (dBm)	PSD Limit (dBm/1MHz)
Low	5530	83.40	-0.30	24.00	11.00
High	5610	83.40	-0.30	24.00	11.00
138	5690	76.50	-0.30	24.00	11.00

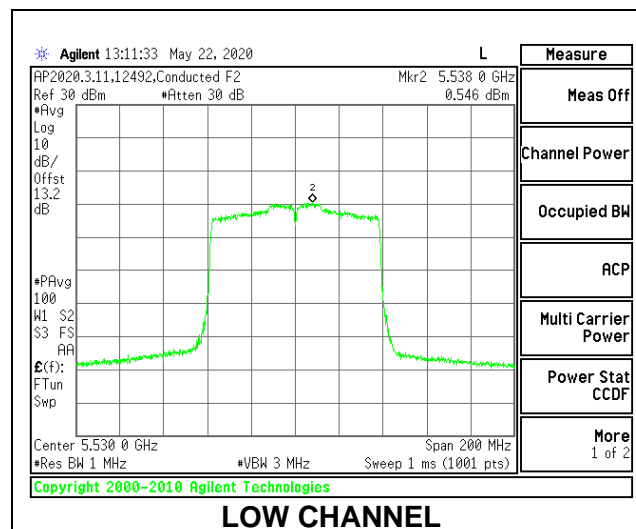
Duty Cycle CF (dB)	0.19	Included in Calculations Corr'd PSD
--------------------	------	-------------------------------------

Output Power Results

Channel	Frequency (MHz)	Antenna 6 Meas Power (dBm)	Total Corr'd Power (dBm)	Power Limit (dBm)	Power Margin (dB)
Low	5530	16.37	16.37	24.00	-7.63
High	5610	18.29	18.29	24.00	-5.71
138	5690	18.34	18.53	24.00	-5.47

PSD Results

Channel	Frequency (MHz)	Antenna 6 Meas PSD (dBm/1MHz)	Total Corr'd PSD (dBm/1MHz)	PSD Limit (dBm/1MHz)	PSD Margin (dB)
Low	5530	0.546	0.736	11.00	-10.264
High	5610	2.640	2.830	11.00	-8.170
138	5690	2.612	2.802	11.00	-8.198



1TX Antenna 5 MODE (FCC)

Test Engineer:	44352
Test Date:	9/3/2020

Bandwidth, Antenna Gain, and Limits

Channel	Frequency (MHz)	Min 26 dB BW (MHz)	Directional Gain (dBi)	Power Limit (dBm)	PSD Limit (dBm/1MHz)
Low	5530	84.20	-3.60	24.00	11.00
High	5610	84.60	-3.60	24.00	11.00
138	5690	77.50	-3.60	24.00	11.00

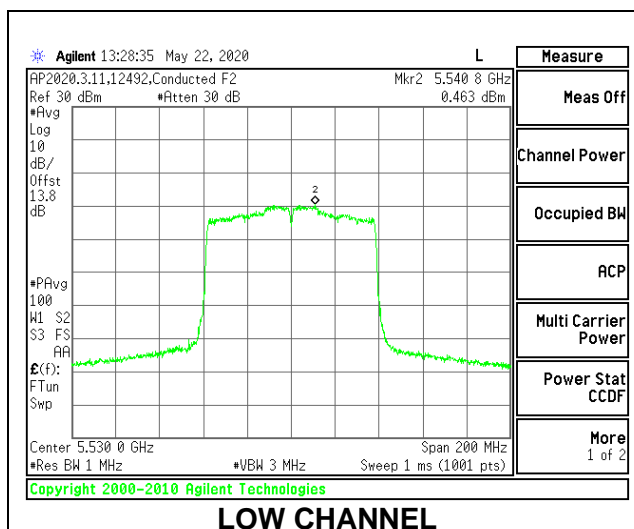
Duty Cycle CF (dB)	0.19	Included in Calculations Corr'd PSD
---------------------------	------	--

Output Power Results

Channel	Frequency (MHz)	Antenna 5 Meas Power (dBm)	Total Corr'd Power (dBm)	Power Limit (dBm)	Power Margin (dB)
Low	5530	16.13	16.13	24.00	-7.87
High	5610	20.39	20.39	24.00	-3.61
138	5690	20.24	20.43	24.00	-3.57

PSD Results

Channel	Frequency (MHz)	Antenna 5 Meas PSD (dBm/1MHz)	Total Corr'd PSD (dBm/1MHz)	PSD Limit (dBm/1MHz)	PSD Margin (dB)
Low	5530	0.463	0.653	11.00	-10.347
High	5610	4.657	4.847	11.00	-6.153
138	5690	4.546	4.736	11.00	-6.264



2TX Antenna 6 + Antenna 5 CDD MODE (FCC)

Test Engineer:	44352
Test Date:	9/3/2020

Bandwidth, Antenna Gain, and Limits

Channel	Frequency (MHz)	Min 26 dB BW (MHz)	Directional Gain for Power (dBi)	Directional Gain for PSD (dBi)	Power Limit (dBm)	PSD Limit (dBm/1MHz)
Low	5530	82.80	-1.64	1.22	24.00	11.00
High	5610	83.00	-1.64	1.22	24.00	11.00
138	5690	76.50	-1.64	1.22	24.00	11.00

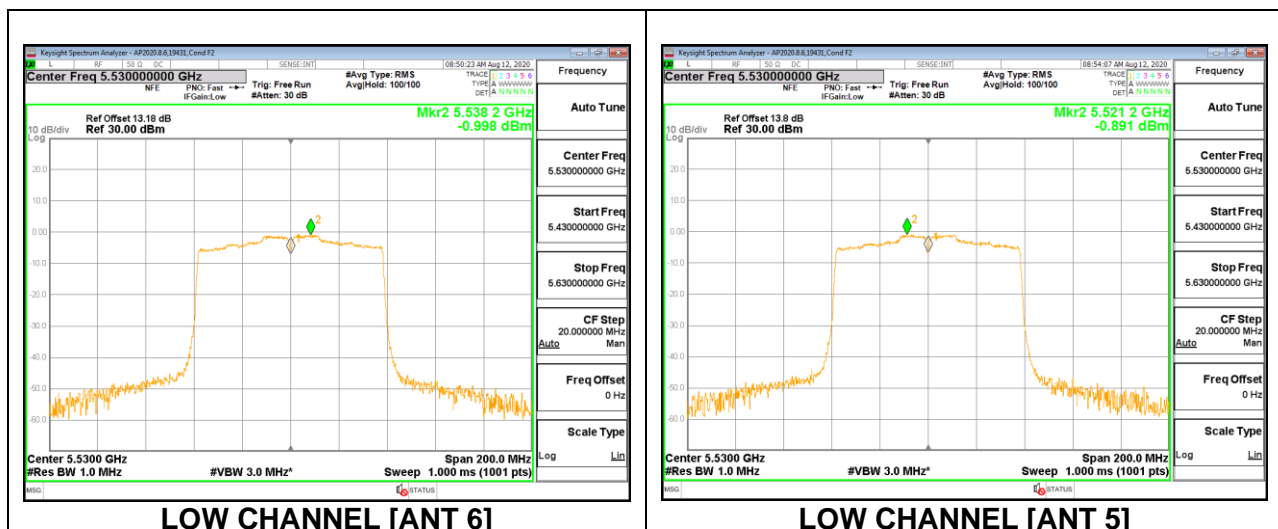
Duty Cycle CF (dB)	0.19	Included in Calculations of Corr'd PSD
--------------------	------	--

Output Power Results

Channel	Frequency (MHz)	Antenna 6 Meas Power (dBm)	Antenna 5 Meas Power (dBm)	Total Corr'd Power (dBm)	Power Limit (dBm)	Power Margin (dB)
Low	5530	15.22	15.19	18.22	24.00	-5.78
High	5610	18.29	19.82	22.13	24.00	-1.87
138	5690	18.09	19.88	22.28	24.00	-1.72

PSD Results

Channel	Frequency (MHz)	Antenna 6 Meas PSD (dBm/1MHz)	Antenna 5 Meas PSD (dBm/1MHz)	Total Corr'd PSD (dBm/1MHz)	PSD Limit (dBm/1MHz)	PSD Margin (dB)
Low	5530	-0.998	-0.891	2.256	11.00	-8.744
High	5610	2.202	3.780	6.263	11.00	-4.737
138	5690	2.422	3.771	6.349	11.00	-4.651



8.4.16. 802.11ax HE20 MODE IN THE 5.6 GHz BAND

1TX Antenna 6 MODE (FCC) – 26 Tones, RU Index 0

Test Engineer:	44352
Test Date:	9/3/2020

Bandwidth, Antenna Gain, and Limits

Channel	Frequency (MHz)	Min 26 dB BW (MHz)	Directional Gain (dBi)	Power Limit (dBm)	PSD Limit (dBm/1MHz)
Low	5500	20.50	-0.30	24.00	11.00
Mid	5580	20.20	-0.30	24.00	11.00
High	5700	20.25	-0.30	24.00	11.00
144	5720	15.10	-0.30	22.79	11.00

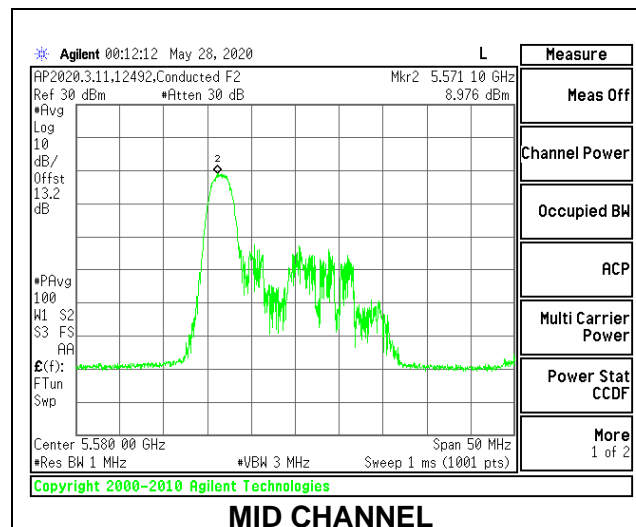
Duty Cycle CF (dB)	0.00	Included in Calculations Corr'd PSD
--------------------	------	-------------------------------------

Output Power Results

Channel	Frequency (MHz)	Antenna 6 Meas Power (dBm)	Total Corr'd Power (dBm)	Power Limit (dBm)	Power Margin (dB)
Low	5500	11.82	11.82	24.00	-12.18
Mid	5580	11.64	11.64	24.00	-12.36
High	5700	11.92	11.92	24.00	-12.08
144	5720	11.88	11.88	22.79	-10.91

PSD Results

Channel	Frequency (MHz)	Antenna 6 Meas PSD (dBm/1MHz)	Total Corr'd PSD (dBm/1MHz)	PSD Limit (dBm/1MHz)	PSD Margin (dB)
Low	5500	9.477	9.477	11.00	-1.523
Mid	5580	8.976	8.976	11.00	-2.024
High	5700	9.591	9.591	11.00	-1.409
144	5720	9.497	9.497	11.00	-1.503



1TX Antenna 6 MODE (FCC) – 26 Tones, RU Index 4

Test Engineer:	44352
Test Date:	9/3/2020

Bandwidth, Antenna Gain, and Limits

Channel	Frequency (MHz)	Min 26 dB BW (MHz)	Directional Gain (dBi)	Power Limit (dBm)	PSD Limit (dBm/1MHz)
Low	5500	19.50	-0.30	23.90	11.00
Mid	5580	19.35	-0.30	23.87	11.00
High	5700	19.40	-0.30	23.88	11.00
144	5720	14.73	-0.30	22.68	11.00

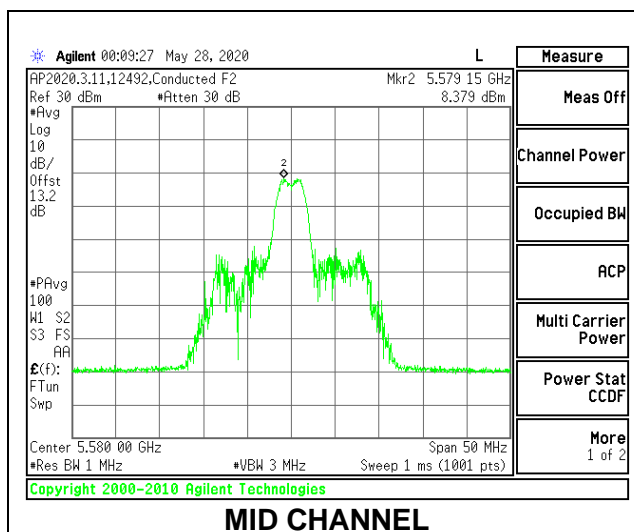
Duty Cycle CF (dB)	0.00	Included in Calculations Corr'd PSD
---------------------------	------	--

Output Power Results

Channel	Frequency (MHz)	Antenna 6 Meas Power (dBm)	Total Corr'd Power (dBm)	Power Limit (dBm)	Power Margin (dB)
Low	5500	11.77	11.77	23.90	-12.13
Mid	5580	11.81	11.81	23.87	-12.06
High	5700	11.85	11.85	23.88	-12.03
144	5720	11.93	11.93	22.68	-10.75

PSD Results

Channel	Frequency (MHz)	Antenna 6 Meas PSD (dBm/1MHz)	Total Corr'd PSD (dBm/1MHz)	PSD Limit (dBm/1MHz)	PSD Margin (dB)
Low	5500	8.076	8.076	11.00	-2.924
Mid	5580	8.379	8.379	11.00	-2.621
High	5700	8.592	8.592	11.00	-2.408
144	5720	8.782	8.782	11.00	-2.218



1TX Antenna 6 MODE (FCC) – 26 Tones, RU Index 8

Test Engineer:	44352
Test Date:	9/3/2020

Bandwidth, Antenna Gain, and Limits

Channel	Frequency (MHz)	Min 26 dB BW (MHz)	Directional Gain (dBi)	Power Limit (dBm)	PSD Limit (dBm/1MHz)
Low	5500	20.75	-0.30	24.00	11.00
Mid	5580	20.65	-0.30	24.00	11.00
High	5700	20.75	-0.30	24.00	11.00
144	5720	15.43	-0.30	22.88	11.00

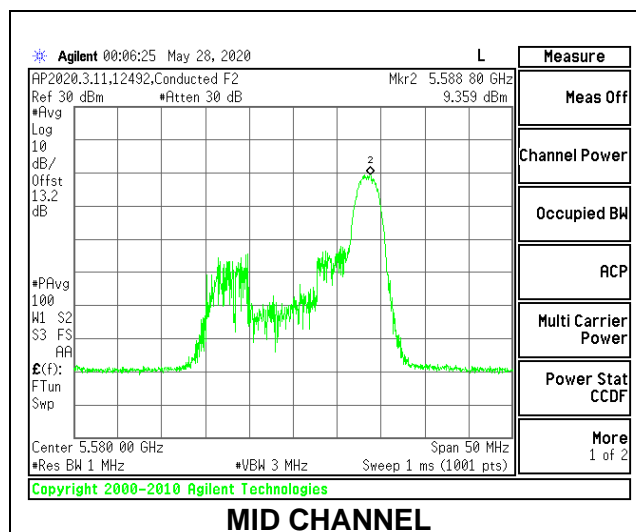
Duty Cycle CF (dB)	0.00	Included in Calculations Corr'd PSD
---------------------------	------	--

Output Power Results

Channel	Frequency (MHz)	Antenna 6 Meas Power (dBm)	Total Corr'd Power (dBm)	Power Limit (dBm)	Power Margin (dB)
Low	5500	11.89	11.89	24.00	-12.11
Mid	5580	11.72	11.72	24.00	-12.28
High	5700	11.88	11.88	24.00	-12.12
144	5720	11.85	11.85	22.88	-11.03

PSD Results

Channel	Frequency (MHz)	Antenna 6 Meas PSD (dBm/1MHz)	Total Corr'd PSD (dBm/1MHz)	PSD Limit (dBm/1MHz)	PSD Margin (dB)
Low	5500	9.468	9.468	11.00	-1.532
Mid	5580	9.359	9.359	11.00	-1.641
High	5700	9.476	9.476	11.00	-1.524
144	5720	9.440	9.440	11.00	-1.560



1TX Antenna 6 MODE (FCC) – 242 Tones, RU Index 61

Test Engineer:	44352
Test Date:	9/6/2020

Bandwidth, Antenna Gain, and Limits

Channel	Frequency (MHz)	Min 26 dB BW (MHz)	Directional Gain (dBi)	Power Limit (dBm)	PSD Limit (dBm/1MHz)
Low	5500	21.55	-0.30	24.00	11.00
Mid	5580	21.40	-0.30	24.00	11.00
High	5700	21.55	-0.30	24.00	11.00
144	5720	15.78	-0.30	22.98	11.00

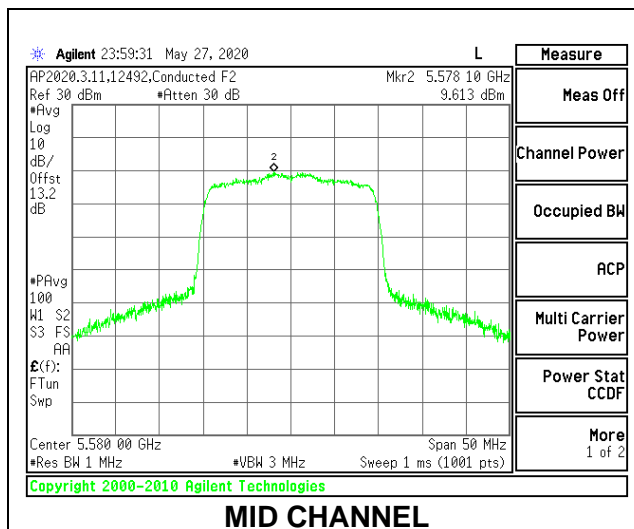
Duty Cycle CF (dB)	0.00	Included in Calculations Corr'd PSD
---------------------------	------	--

Output Power Results

Channel	Frequency (MHz)	Antenna 6 Meas Power (dBm)	Total Corr'd Power (dBm)	Power Limit (dBm)	Power Margin (dB)
Low	5500	17.74	17.74	24.00	-6.26
Mid	5580	18.19	18.19	24.00	-5.81
High	5700	16.39	16.39	24.00	-7.61
144	5720	18.22	18.22	22.98	-4.76

PSD Results

Channel	Frequency (MHz)	Antenna 6 Meas PSD (dBm/1MHz)	Total Corr'd PSD (dBm/1MHz)	PSD Limit (dBm/1MHz)	PSD Margin (dB)
Low	5500	7.830	7.830	11.00	-3.170
Mid	5580	9.613	9.613	11.00	-1.387
High	5700	6.178	6.178	11.00	-4.822
144	5720	9.583	9.583	11.00	-1.417



1TX Antenna 5 MODE (FCC) – 26 Tones, RU Index 0

Test Engineer:	44352
Test Date:	9/6/2020

Bandwidth, Antenna Gain, and Limits

Channel	Frequency (MHz)	Min 26 dB BW (MHz)	Directional Gain (dBi)	Power Limit (dBm)	PSD Limit (dBm/1MHz)
Low	5500	20.20	-3.60	24.00	11.00
Mid	5580	20.30	-3.60	24.00	11.00
High	5700	20.20	-3.60	24.00	11.00
144	5720	15.10	-3.60	22.79	11.00

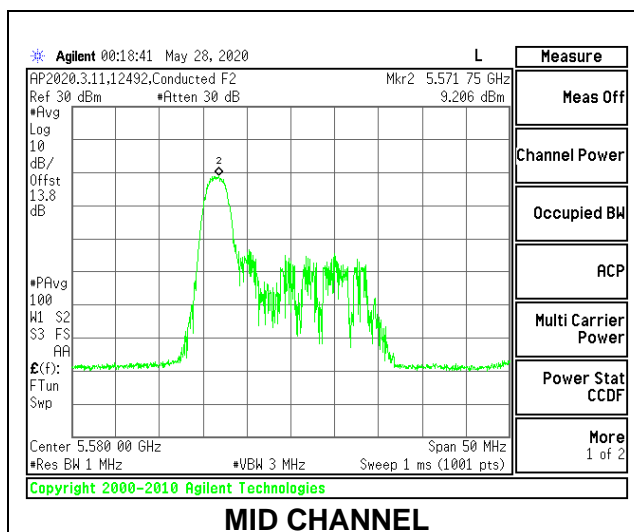
Duty Cycle CF (dB)	0.00	Included in Calculations Corr'd PSD
---------------------------	------	--

Output Power Results

Channel	Frequency (MHz)	Antenna 5 Meas Power (dBm)	Total Corr'd Power (dBm)	Power Limit (dBm)	Power Margin (dB)
Low	5500	11.76	11.76	24.00	-12.24
Mid	5580	11.81	11.81	24.00	-12.19
High	5700	11.87	11.87	24.00	-12.13
144	5720	11.95	11.95	22.79	-10.84

PSD Results

Channel	Frequency (MHz)	Antenna 5 Meas PSD (dBm/1MHz)	Total Corr'd PSD (dBm/1MHz)	PSD Limit (dBm/1MHz)	PSD Margin (dB)
Low	5500	9.171	9.171	11.00	-1.829
Mid	5580	9.206	9.206	11.00	-1.794
High	5700	9.306	9.306	11.00	-1.694
144	5720	9.473	9.473	11.00	-1.527



1TX Antenna 5 MODE (FCC) – 26 Tones, RU Index 4

Test Engineer:	44352
Test Date:	9/6/2020

Bandwidth, Antenna Gain, and Limits

Channel	Frequency (MHz)	Min 26 dB BW (MHz)	Directional Gain (dBi)	Power Limit (dBm)	PSD Limit (dBm/1MHz)
Low	5500	19.35	-3.60	23.87	11.00
Mid	5580	19.40	-3.60	23.88	11.00
High	5700	19.35	-3.60	23.87	11.00
144	5720	14.73	-3.60	22.68	11.00

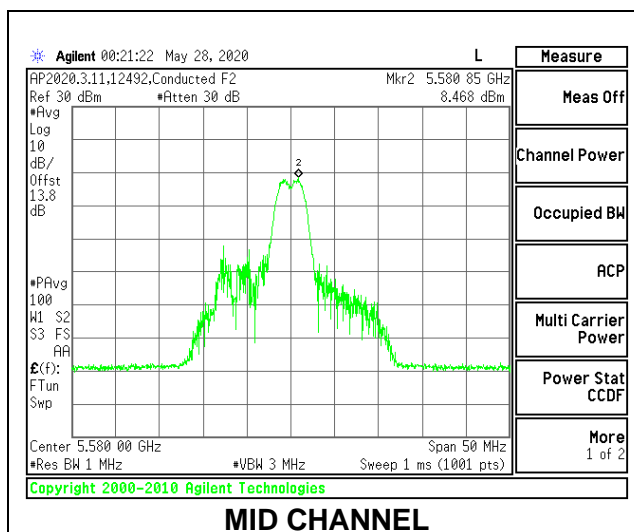
Duty Cycle CF (dB)	0.00	Included in Calculations Corr'd PSD
---------------------------	------	--

Output Power Results

Channel	Frequency (MHz)	Antenna 5 Meas Power (dBm)	Total Corr'd Power (dBm)	Power Limit (dBm)	Power Margin (dB)
Low	5500	11.73	11.73	23.87	-12.14
Mid	5580	11.66	11.66	23.88	-12.22
High	5700	11.79	11.79	23.87	-12.08
144	5720	11.87	11.87	22.68	-10.81

PSD Results

Channel	Frequency (MHz)	Antenna 5 Meas PSD (dBm/ 1MHz)	Total Corr'd PSD (dBm/1MHz)	PSD Limit (dBm/1MHz)	PSD Margin (dB)
Low	5500	8.600	8.600	11.00	-2.400
Mid	5580	8.468	8.468	11.00	-2.532
High	5700	8.635	8.635	11.00	-2.365
144	5720	9.044	9.044	11.00	-1.956



1TX Antenna 5 MODE (FCC) – 26 Tones, RU Index 8

Test Engineer:	44352
Test Date:	9/6/2020

Bandwidth, Antenna Gain, and Limits

Channel	Frequency (MHz)	Min 26 dB BW (MHz)	Directional Gain (dBi)	Power Limit (dBm)	PSD Limit (dBm/1MHz)
Low	5500	20.80	-3.60	24.00	11.00
Mid	5580	20.70	-3.60	24.00	11.00
High	5700	20.85	-3.60	24.00	11.00
144	5720	15.33	-3.60	22.85	11.00

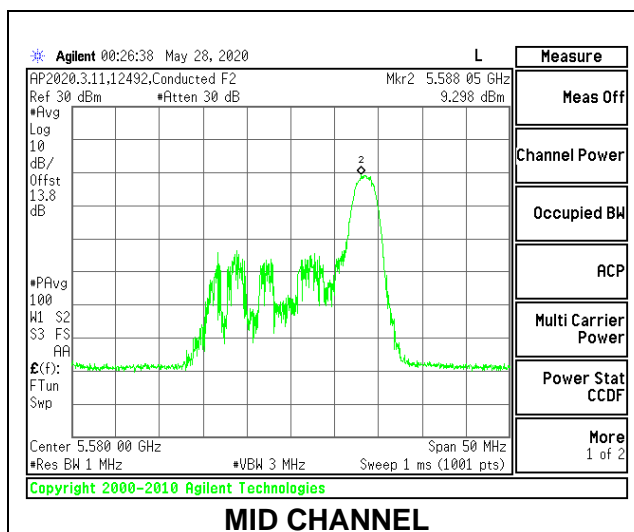
Duty Cycle CF (dB)	0.00	Included in Calculations Corr'd PSD
---------------------------	------	--

Output Power Results

Channel	Frequency (MHz)	Antenna 5 Meas Power (dBm)	Total Corr'd Power (dBm)	Power Limit (dBm)	Power Margin (dB)
Low	5500	11.76	11.76	24.00	-12.24
Mid	5580	11.72	11.72	24.00	-12.28
High	5700	11.88	11.88	24.00	-12.12
144	5720	11.81	11.81	22.85	-11.04

PSD Results

Channel	Frequency (MHz)	Antenna 5 Meas PSD (dBm/1MHz)	Total Corr'd PSD (dBm/1MHz)	PSD Limit (dBm/1MHz)	PSD Margin (dB)
Low	5500	9.422	9.422	11.00	-1.578
Mid	5580	9.298	9.298	11.00	-1.702
High	5700	9.498	9.498	11.00	-1.502
144	5720	9.403	9.403	11.00	-1.597



1TX Antenna 5 MODE (FCC) – 242 Tones, RU Index 61

Test Engineer:	44352
Test Date:	9/6/2020

Bandwidth, Antenna Gain, and Limits

Channel	Frequency (MHz)	Min 26 dB BW (MHz)	Directional Gain (dBi)	Power Limit (dBm)	PSD Limit (dBm/1MHz)
Low	5500	21.45	-3.60	24.00	11.00
Mid	5580	21.40	-3.60	24.00	11.00
High	5700	21.55	-3.60	24.00	11.00
144	5720	15.73	-3.60	22.97	11.00

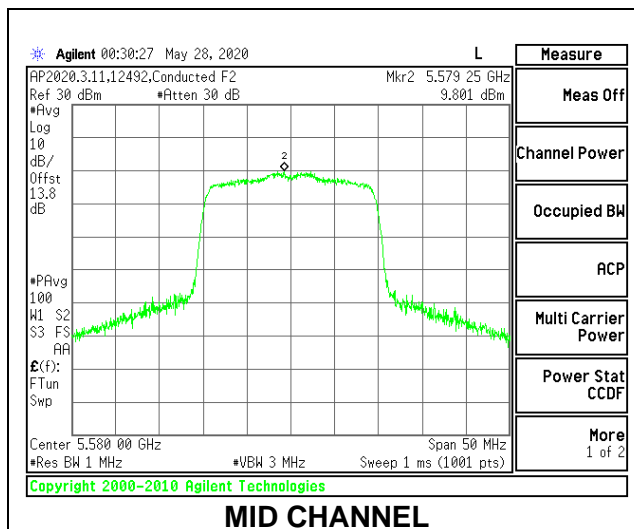
Duty Cycle CF (dB)	0.00	Included in Calculations Corr'd PSD
---------------------------	------	--

Output Power Results

Channel	Frequency (MHz)	Antenna 5 Meas Power (dBm)	Total Corr'd Power (dBm)	Power Limit (dBm)	Power Margin (dB)
Low	5500	17.83	17.83	24.00	-6.17
Mid	5580	20.87	20.87	24.00	-3.13
High	5700	16.29	16.29	24.00	-7.71
144	5720	20.76	20.76	22.97	-2.21

PSD Results

Channel	Frequency (MHz)	Antenna 5 Meas PSD (dBm/1MHz)	Total Corr'd PSD (dBm/1MHz)	PSD Limit (dBm/1MHz)	PSD Margin (dB)
Low	5500	7.914	7.914	11.00	-3.086
Mid	5580	9.801	9.801	11.00	-1.199
High	5700	6.147	6.147	11.00	-4.853
144	5720	9.443	9.443	11.00	-1.557



2TX Antenna 6 + Antenna 5 OFDMA MODE (FCC) – 26 Tones, RU Index 0

Test Engineer:	44352
Test Date:	9/6/2020

Bandwidth, Antenna Gain, and Limits

Channel	Frequency (MHz)	Min 26 dB BW (MHz)	Directional Gain for Power (dBi)	Directional Gain for PSD (dBi)	Power Limit (dBm)	PSD Limit (dBm/1MHz)
Low	5500	19.80	-1.64	1.22	23.97	11.00
Mid	5580	19.80	-1.64	1.22	23.97	11.00
High	5700	20.15	-1.64	1.22	24.00	11.00
144	5720	14.90	-1.64	1.22	22.73	11.00

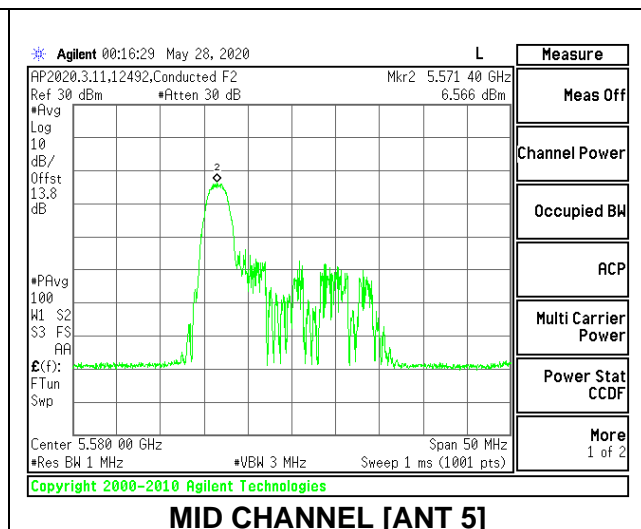
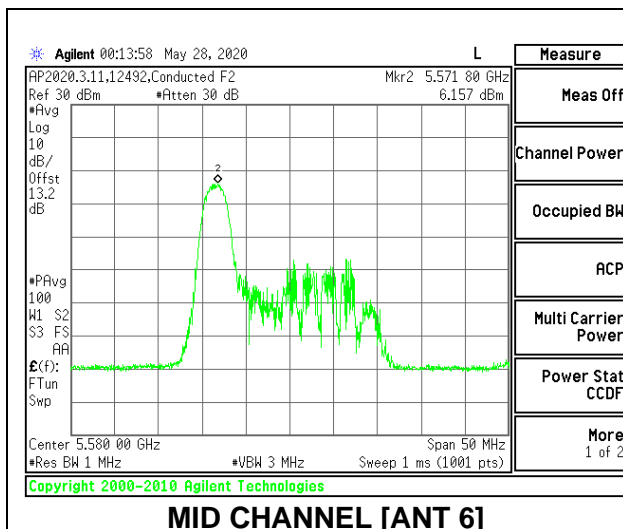
Duty Cycle CF (dB)	0.00	Included in Calculations of Corr'd PSD
---------------------------	------	---

Output Power Results

Channel	Frequency (MHz)	Antenna 6 Meas Power (dBm)	Antenna 5 Meas Power (dBm)	Total Corr'd Power (dBm)	Power Limit (dBm)	Power Margin (dB)
Low	5500	8.83	8.79	11.82	23.97	-12.15
Mid	5580	8.94	8.74	11.85	23.97	-12.12
High	5700	8.82	8.79	11.82	24.00	-12.18
144	5720	8.81	8.87	11.85	22.73	-10.88

PSD Results

Channel	Frequency (MHz)	Antenna 6 Meas PSD (dBm/1MHz)	Antenna 5 Meas PSD (dBm/1MHz)	Total Corr'd PSD (dBm/1MHz)	PSD Limit (dBm/1MHz)	PSD Margin (dB)
Low	5500	6.531	6.239	9.398	11.00	-1.602
Mid	5580	6.157	6.566	9.377	11.00	-1.623
High	5700	6.010	6.201	9.117	11.00	-1.883
144	5720	6.299	6.461	9.391	11.00	-1.609



2TX Antenna 6 + Antenna 5 OFDMA MODE (FCC) – 26 Tones, RU Index 4

Test Engineer:	44352
Test Date:	9/6/2020

Bandwidth, Antenna Gain, and Limits

Channel	Frequency (MHz)	Min 26 dB BW (MHz)	Directional Gain for Power (dBi)	Directional Gain for PSD (dBi)	Power Limit (dBm)	PSD Limit (dBm/1MHz)
Low	5500	18.50	-1.64	1.22	23.67	11.00
Mid	5580	18.40	-1.64	1.22	23.65	11.00
High	5700	18.40	-1.64	1.22	23.65	11.00
144	5720	14.18	-1.64	1.22	22.52	11.00

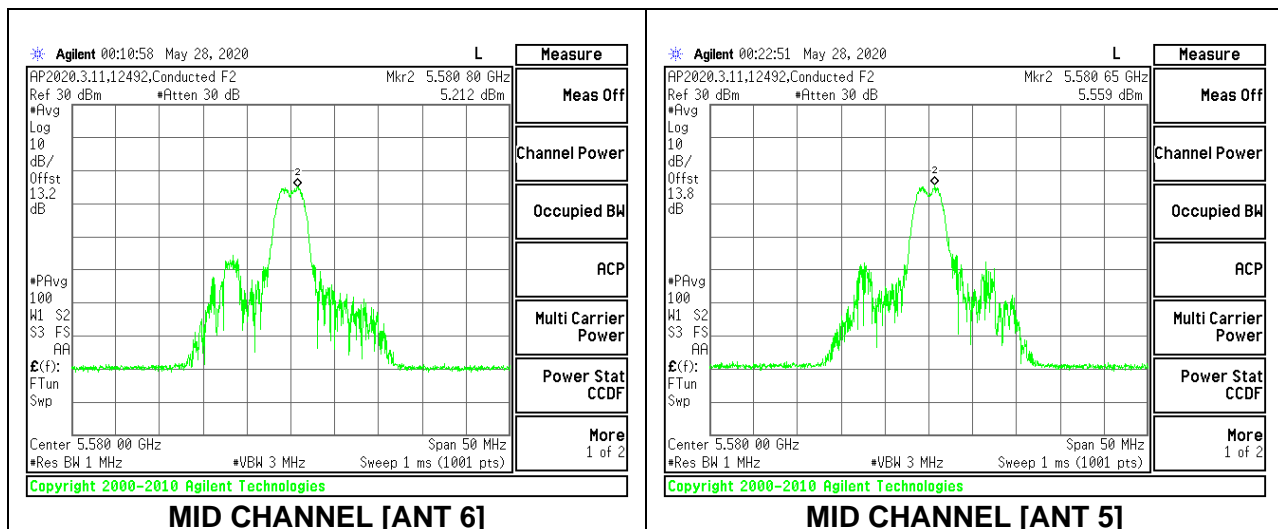
Duty Cycle CF (dB)	0.00	Included in Calculations of Corr'd PSD
---------------------------	------	---

Output Power Results

Channel	Frequency (MHz)	Antenna 6 Meas Power (dBm)	Antenna 5 Meas Power (dBm)	Total Corr'd Power (dBm)	Power Limit (dBm)	Power Margin (dB)
Low	5500	8.87	8.89	11.89	23.67	-11.78
Mid	5580	8.76	8.82	11.80	23.65	-11.85
High	5700	8.78	8.69	11.75	23.65	-11.90
144	5720	8.92	8.72	11.83	22.52	-10.68

PSD Results

Channel	Frequency (MHz)	Antenna 6 Meas PSD (dBm/1MHz)	Antenna 5 Meas PSD (dBm/1MHz)	Total Corr'd PSD (dBm/1MHz)	PSD Limit (dBm/1MHz)	PSD Margin (dB)
Low	5500	5.463	5.534	8.509	11.00	-2.491
Mid	5580	5.212	5.559	8.399	11.00	-2.601
High	5700	5.389	4.979	8.199	11.00	-2.801
144	5720	5.495	5.140	8.331	11.00	-2.669



2TX Antenna 6 + Antenna 5 OFDMA MODE (FCC) – 26 Tones, RU Index 8

Test Engineer:	44352
Test Date:	9/6/2020

Bandwidth, Antenna Gain, and Limits

Channel	Frequency (MHz)	Min 26 dB BW (MHz)	Directional Gain for Power (dBi)	Directional Gain for PSD (dBi)	Power Limit (dBm)	PSD Limit (dBm/1MHz)
Low	5500	19.95	-1.64	1.22	24.00	11.00
Mid	5580	19.90	-1.64	1.22	23.99	11.00
High	5700	20.05	-1.64	1.22	24.00	11.00
144	5720	15.00	-1.64	1.22	22.76	11.00

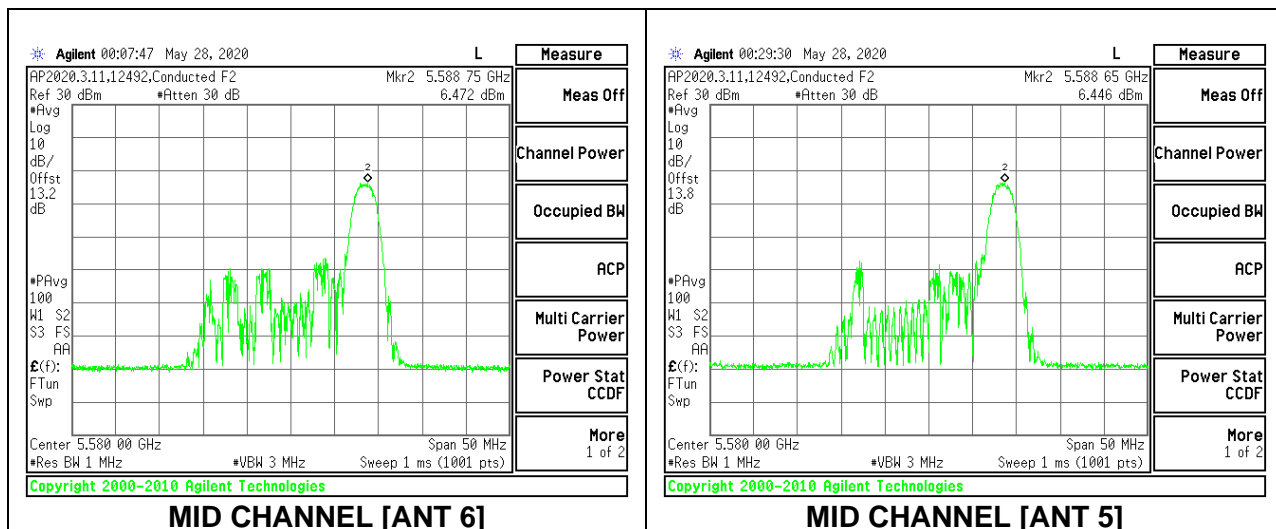
Duty Cycle CF (dB)	0.00	Included in Calculations of Corr'd PSD
---------------------------	------	---

Output Power Results

Channel	Frequency (MHz)	Antenna 6 Meas Power (dBm)	Antenna 5 Meas Power (dBm)	Total Corr'd Power (dBm)	Power Limit (dBm)	Power Margin (dB)
Low	5500	8.81	8.72	11.78	24.00	-12.22
Mid	5580	8.88	8.85	11.88	23.99	-12.11
High	5700	8.73	8.97	11.86	24.00	-12.14
144	5720	8.82	8.69	11.77	22.76	-11.00

PSD Results

Channel	Frequency (MHz)	Antenna 6 Meas PSD (dBm/1MHz)	Antenna 5 Meas PSD (dBm/1MHz)	Total Corr'd PSD (dBm/1MHz)	PSD Limit (dBm/1MHz)	PSD Margin (dB)
Low	5500	6.602	6.294	9.461	11.00	-1.539
Mid	5580	6.472	6.446	9.469	11.00	-1.531
High	5700	6.209	6.899	9.578	11.00	-1.422
144	5720	6.404	6.285	9.355	11.00	-1.645



2TX Antenna 6 + Antenna 5 OFDMA MODE (FCC) – 242 Tones, RU Index 61

Test Engineer:	44352
Test Date:	9/6/2020

Bandwidth, Antenna Gain, and Limits

Channel	Frequency (MHz)	Min 26 dB BW (MHz)	Directional Gain for Power (dBi)	Directional Gain for PSD (dBi)	Power Limit (dBm)	PSD Limit (dBm/1MHz)
Low	5500	21.30	-1.64	1.22	24.00	11.00
Mid	5580	21.20	-1.64	1.22	24.00	11.00
High	5700	21.35	-1.64	1.22	24.00	11.00
144	5720	15.60	-1.64	1.22	22.93	11.00

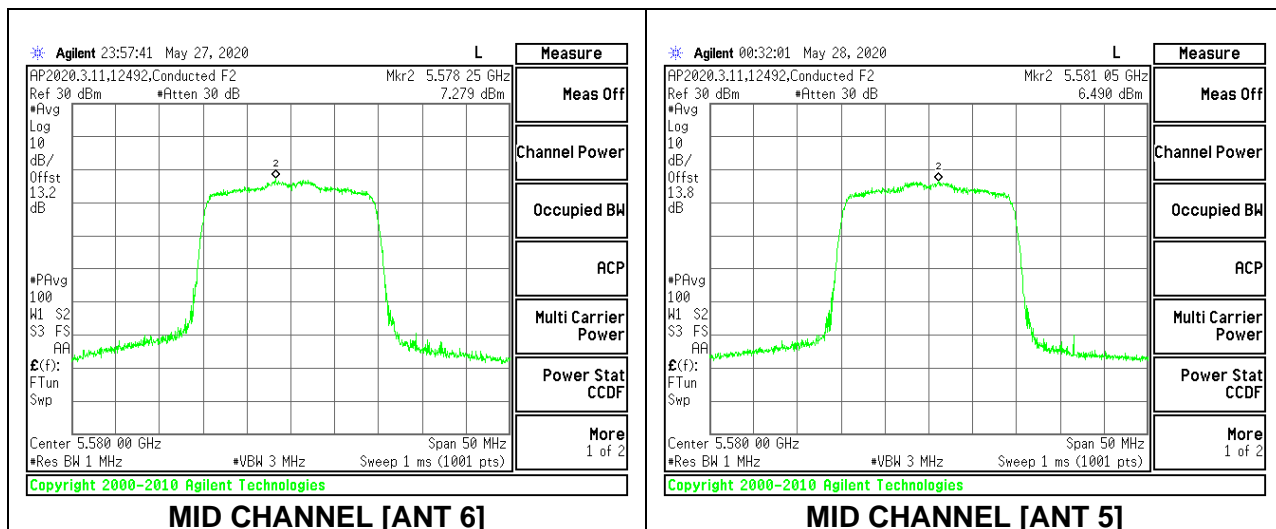
Duty Cycle CF (dB)	0.00	Included in Calculations of Corr'd PSD
---------------------------	------	---

Output Power Results

Channel	Frequency (MHz)	Antenna 6 Meas Power (dBm)	Antenna 5 Meas Power (dBm)	Total Corr'd Power (dBm)	Power Limit (dBm)	Power Margin (dB)
Low	5500	16.73	16.69	19.72	24.00	-4.28
Mid	5580	17.84	17.64	20.75	24.00	-3.25
High	5700	15.82	15.79	18.82	24.00	-5.18
144	5720	17.91	17.87	20.90	22.93	-2.03

PSD Results

Channel	Frequency (MHz)	Antenna 6 Meas PSD (dBm/1MHz)	Antenna 5 Meas PSD (dBm/1MHz)	Total Corr'd PSD (dBm/1MHz)	PSD Limit (dBm/1MHz)	PSD Margin (dB)
Low	5500	6.860	6.758	9.820	11.00	-1.180
Mid	5580	7.279	6.490	9.913	11.00	-1.087
High	5700	5.891	5.759	8.836	11.00	-2.164
144	5720	7.023	6.962	10.003	11.00	-0.997



8.4.17. 802.11ax HE40 MODE IN THE 5.6 GHz BAND

1TX Antenna 6 MODE (FCC) – 26 Tones, RU Index 0

Test Engineer:	44352
Test Date:	9/6/2020

Bandwidth, Antenna Gain, and Limits

Channel	Frequency (MHz)	Min 26 dB BW (MHz)	Directional Gain (dBi)	Power Limit (dBm)	PSD Limit (dBm/1MHz)
Low	5510	20.20	-0.30	24.00	11.00
Mid	5550	20.20	-0.30	24.00	11.00
High	5670	20.40	-0.30	24.00	11.00
142	5710	20.40	-0.30	24.00	11.00

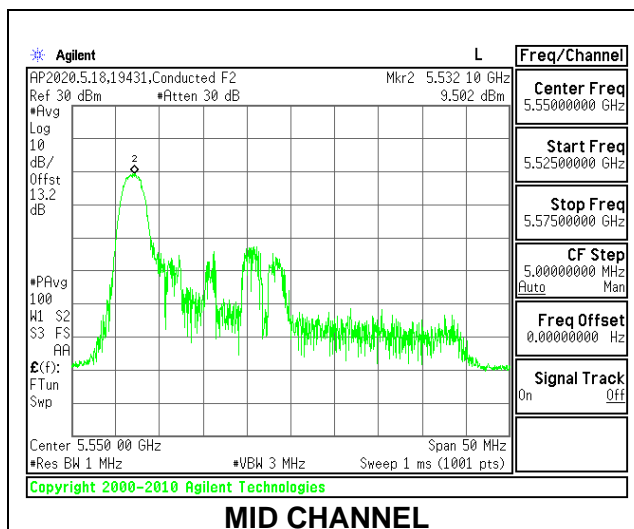
Duty Cycle CF (dB)	0.00	Included in Calculations Corr'd PSD
--------------------	------	-------------------------------------

Output Power Results

Channel	Frequency (MHz)	Antenna 6 Meas Power (dBm)	Total Corr'd Power (dBm)	Power Limit (dBm)	Power Margin (dB)
Low	5510	11.78	11.78	24.00	-12.22
Mid	5550	11.86	11.86	24.00	-12.14
High	5670	11.79	11.79	24.00	-12.21
142	5710	11.91	11.91	24.00	-12.09

PSD Results

Channel	Frequency (MHz)	Antenna 6 Meas PSD (dBm/1MHz)	Total Corr'd PSD (dBm/1MHz)	PSD Limit (dBm/1MHz)	PSD Margin (dB)
Low	5510	9.241	9.241	11.00	-1.759
Mid	5550	9.502	9.502	11.00	-1.498
High	5670	9.328	9.328	11.00	-1.672
142	5710	9.667	9.667	11.00	-1.333



1TX Antenna 6 MODE (FCC) – 26 Tones, RU Index 8

Test Engineer:	44352
Test Date:	9/6/2020

Bandwidth, Antenna Gain, and Limits

Channel	Frequency (MHz)	Min 26 dB BW (MHz)	Directional Gain (dBi)	Power Limit (dBm)	PSD Limit (dBm/1MHz)
Low	5510	23.00	-0.30	24.00	11.00
Mid	5550	23.10	-0.30	24.00	11.00
High	5670	22.90	-0.30	24.00	11.00
142	5710	22.50	-0.30	24.00	11.00

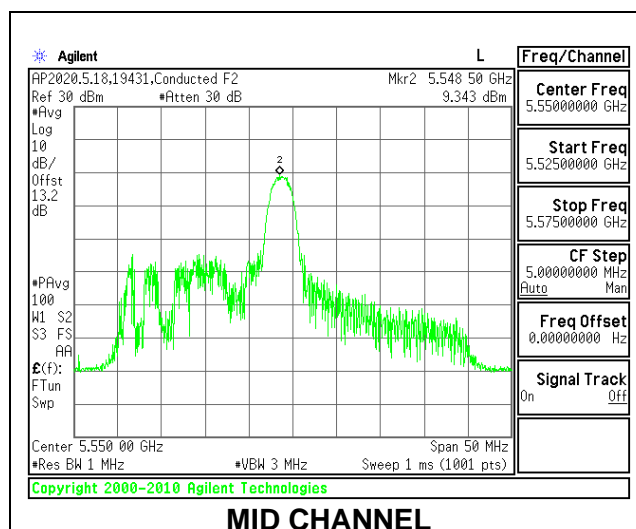
Duty Cycle CF (dB)	0.00	Included in Calculations Corr'd PSD
---------------------------	------	--

Output Power Results

Channel	Frequency (MHz)	Antenna 6 Meas Power (dBm)	Total Corr'd Power (dBm)	Power Limit (dBm)	Power Margin (dB)
Low	5510	11.89	11.89	24.00	-12.11
Mid	5550	11.82	11.82	24.00	-12.18
High	5670	11.86	11.86	24.00	-12.14
142	5710	11.74	11.74	24.00	-12.26

PSD Results

Channel	Frequency (MHz)	Antenna 6 Meas PSD (dBm/1MHz)	Total Corr'd PSD (dBm/1MHz)	PSD Limit (dBm/1MHz)	PSD Margin (dB)
Low	5510	9.446	9.446	11.00	-1.554
Mid	5550	9.343	9.343	11.00	-1.657
High	5670	9.416	9.416	11.00	-1.584
142	5710	9.318	9.318	11.00	-1.682



1TX Antenna 6 MODE (FCC) – 26 Tones, RU Index 17

Test Engineer:	44352
Test Date:	9/6/2020

Bandwidth, Antenna Gain, and Limits

Channel	Frequency (MHz)	Min 26 dB BW (MHz)	Directional Gain (dBi)	Power Limit (dBm)	PSD Limit (dBm/1MHz)
Low	5510	20.20	-0.30	24.00	11.00
Mid	5550	20.30	-0.30	24.00	11.00
High	5670	20.20	-0.30	24.00	11.00
142	5710	15.25	-0.30	22.83	11.00

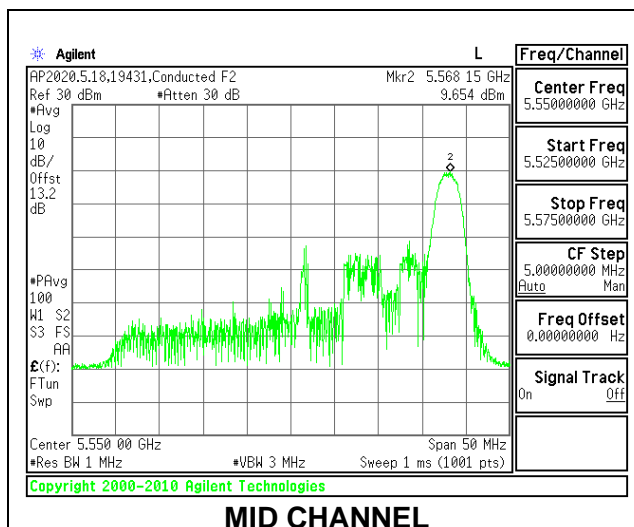
Duty Cycle CF (dB)	0.00	Included in Calculations Corr'd PSD
---------------------------	------	--

Output Power Results

Channel	Frequency (MHz)	Antenna 6 Meas Power (dBm)	Total Corr'd Power (dBm)	Power Limit (dBm)	Power Margin (dB)
Low	5510	11.67	11.67	24.00	-12.33
Mid	5550	11.84	11.84	24.00	-12.16
High	5670	11.78	11.78	24.00	-12.22
142	5710	11.73	11.73	22.83	-11.10

PSD Results

Channel	Frequency (MHz)	Antenna 6 Meas PSD (dBm/1MHz)	Total Corr'd PSD (dBm/1MHz)	PSD Limit (dBm/1MHz)	PSD Margin (dB)
Low	5510	9.237	9.237	11.00	-1.763
Mid	5550	9.654	9.654	11.00	-1.346
High	5670	9.510	9.510	11.00	-1.490
142	5710	9.363	9.363	11.00	-1.637



1TX Antenna 6 MODE (FCC) – 484 Tones, RU Index 65

Test Engineer:	44352
Test Date:	9/6/2020

Bandwidth, Antenna Gain, and Limits

Channel	Frequency (MHz)	Min 26 dB BW (MHz)	Directional Gain (dBi)	Power Limit (dBm)	PSD Limit (dBm/1MHz)
Low	5510	41.10	-0.30	24.00	11.00
Mid	5550	41.00	-0.30	24.00	11.00
High	5670	41.00	-0.30	24.00	11.00
142	5710	35.45	-0.30	24.00	11.00

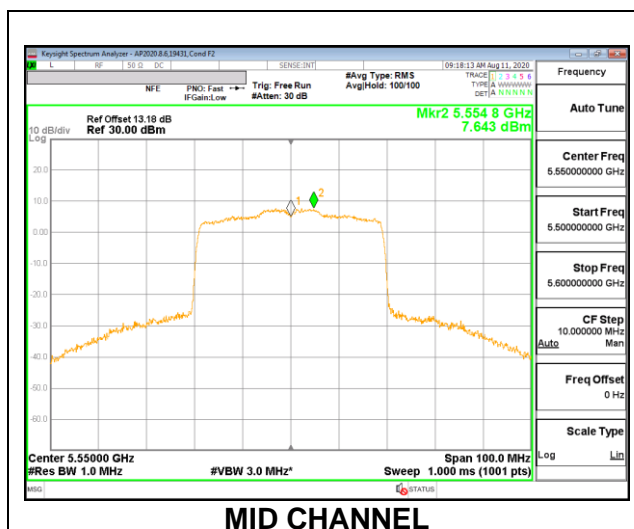
Duty Cycle CF (dB)	0.00	Included in Calculations Corr'd PSD
---------------------------	------	--

Output Power Results

Channel	Frequency (MHz)	Antenna 6 Meas Power (dBm)	Total Corr'd Power (dBm)	Power Limit (dBm)	Power Margin (dB)
Low	5510	15.68	15.68	24.00	-8.32
Mid	5550	18.49	18.49	24.00	-5.51
High	5670	18.13	18.13	24.00	-5.87
142	5710	18.42	18.42	24.00	-5.58

PSD Results

Channel	Frequency (MHz)	Antenna 6 Meas PSD (dBm/1MHz)	Total Corr'd PSD (dBm/1MHz)	PSD Limit (dBm/1MHz)	PSD Margin (dB)
Low	5510	2.524	2.524	11.00	-8.476
Mid	5550	7.643	7.643	11.00	-3.357
High	5670	6.160	6.160	11.00	-4.840
142	5710	6.752	6.752	11.00	-4.248



1TX Antenna 5 MODE (FCC) – 26 Tones, RU Index 0

Test Engineer:	44352
Test Date:	9/6/2020

Bandwidth, Antenna Gain, and Limits

Channel	Frequency (MHz)	Min 26 dB BW (MHz)	Directional Gain (dBi)	Power Limit (dBm)	PSD Limit (dBm/1MHz)
Low	5510	20.10	-3.60	24.00	11.00
Mid	5550	20.30	-3.60	24.00	11.00
High	5670	20.40	-3.60	24.00	11.00
142	5710	20.10	-3.60	24.00	11.00

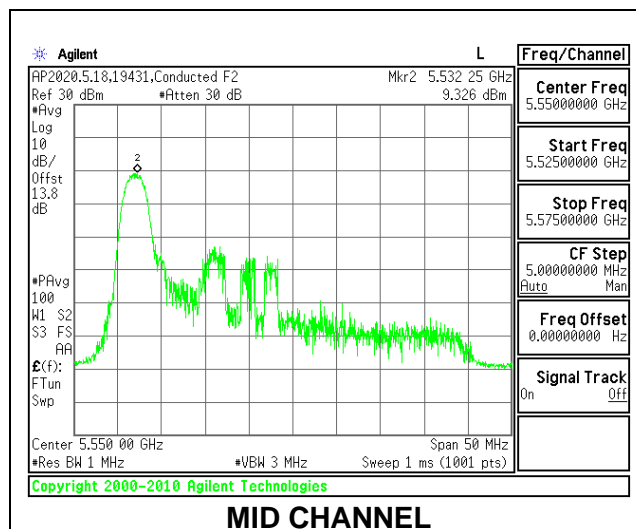
Duty Cycle CF (dB)	0.00	Included in Calculations Corr'd PSD
---------------------------	------	--

Output Power Results

Channel	Frequency (MHz)	Antenna 5 Meas Power (dBm)	Total Corr'd Power (dBm)	Power Limit (dBm)	Power Margin (dB)
Low	5510	11.86	11.86	24.00	-12.14
Mid	5550	11.62	11.62	24.00	-12.38
High	5670	11.92	11.92	24.00	-12.08
142	5710	11.83	11.83	24.00	-12.17

PSD Results

Channel	Frequency (MHz)	Antenna 5 Meas PSD (dBm/1MHz)	Total Corr'd PSD (dBm/1MHz)	PSD Limit (dBm/1MHz)	PSD Margin (dB)
Low	5510	9.506	9.506	11.00	-1.494
Mid	5550	9.326	9.326	11.00	-1.674
High	5670	9.689	9.689	11.00	-1.311
142	5710	9.420	9.420	11.00	-1.580



1TX Antenna 5 MODE (FCC) – 26 Tones, RU Index 8

Test Engineer:	44352
Test Date:	9/6/2020

Bandwidth, Antenna Gain, and Limits

Channel	Frequency (MHz)	Min 26 dB BW (MHz)	Directional Gain (dBi)	Power Limit (dBm)	PSD Limit (dBm/1MHz)
Low	5510	23.20	-3.60	24.00	11.00
Mid	5550	22.80	-3.60	24.00	11.00
High	5670	22.70	-3.60	24.00	11.00
142	5710	23.30	-3.60	24.00	11.00

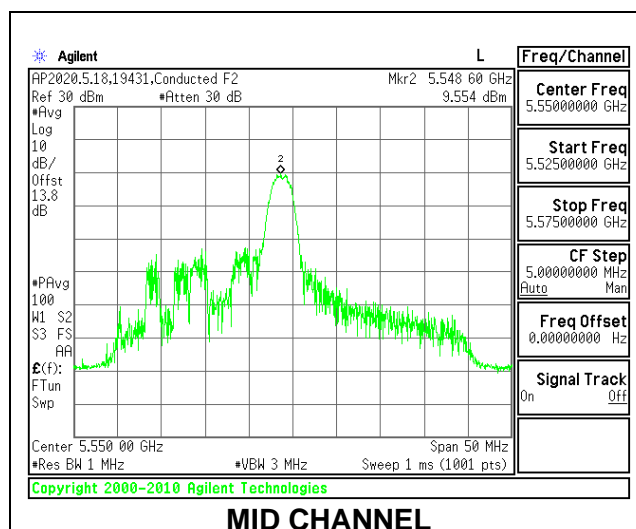
Duty Cycle CF (dB)	0.00	Included in Calculations Corr'd PSD
---------------------------	------	--

Output Power Results

Channel	Frequency (MHz)	Antenna 5 Meas Power (dBm)	Total Corr'd Power (dBm)	Power Limit (dBm)	Power Margin (dB)
Low	5510	11.83	11.83	24.00	-12.17
Mid	5550	11.92	11.92	24.00	-12.08
High	5670	11.86	11.86	24.00	-12.14
142	5710	11.88	11.88	24.00	-12.12

PSD Results

Channel	Frequency (MHz)	Antenna 5 Meas PSD (dBm/1MHz)	Total Corr'd PSD (dBm/1MHz)	PSD Limit (dBm/1MHz)	PSD Margin (dB)
Low	5510	9.404	9.404	11.00	-1.596
Mid	5550	9.554	9.554	11.00	-1.446
High	5670	9.451	9.451	11.00	-1.549
142	5710	9.468	9.468	11.00	-1.532



1TX Antenna 5 MODE (FCC) – 26 Tones, RU Index 17

Test Engineer:	44352
Test Date:	9/6/2020

Bandwidth, Antenna Gain, and Limits

Channel	Frequency (MHz)	Min 26 dB BW (MHz)	Directional Gain (dBi)	Power Limit (dBm)	PSD Limit (dBm/1MHz)
Low	5510	20.50	-3.60	24.00	11.00
Mid	5550	20.30	-3.60	24.00	11.00
High	5670	20.30	-3.60	24.00	11.00
142	5710	14.55	-3.60	22.63	11.00

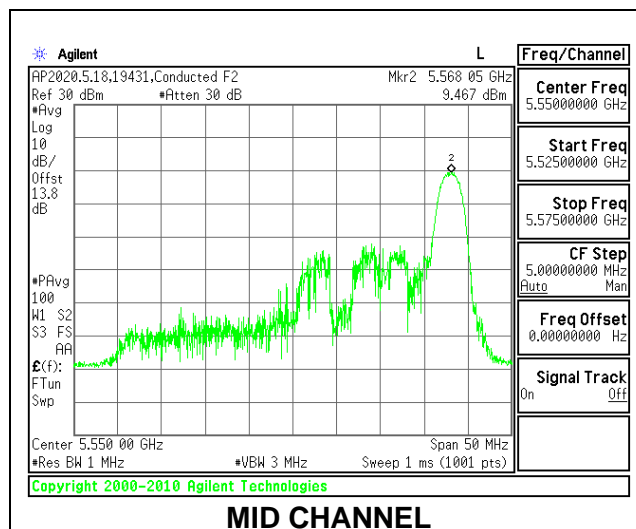
Duty Cycle CF (dB)	0.00	Included in Calculations Corr'd PSD
---------------------------	------	--

Output Power Results

Channel	Frequency (MHz)	Antenna 5 Meas Power (dBm)	Total Corr'd Power (dBm)	Power Limit (dBm)	Power Margin (dB)
Low	5510	11.85	11.85	24.00	-12.15
Mid	5550	11.76	11.76	24.00	-12.24
High	5670	11.72	11.72	24.00	-12.28
142	5710	11.69	11.69	22.63	-10.94

PSD Results

Channel	Frequency (MHz)	Antenna 5 Meas PSD (dBm/1MHz)	Total Corr'd PSD (dBm/1MHz)	PSD Limit (dBm/1MHz)	PSD Margin (dB)
Low	5510	9.653	9.653	11.00	-1.347
Mid	5550	9.467	9.467	11.00	-1.533
High	5670	9.417	9.417	11.00	-1.583
142	5710	9.397	9.397	11.00	-1.603



1TX Antenna 5 MODE (FCC) – 484 Tones, RU Index 65

Test Engineer:	44352
Test Date:	9/6/2020

Bandwidth, Antenna Gain, and Limits

Channel	Frequency (MHz)	Min 26 dB BW (MHz)	Directional Gain (dBi)	Power Limit (dBm)	PSD Limit (dBm/1MHz)
Low	5510	40.90	-3.60	24.00	11.00
Mid	5550	41.00	-3.60	24.00	11.00
High	5670	41.20	-3.60	24.00	11.00
142	5710	35.50	-3.60	24.00	11.00

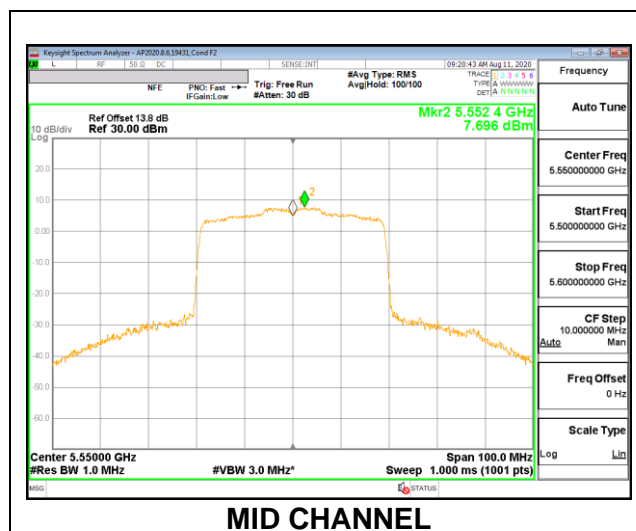
Duty Cycle CF (dB)	0.00	Included in Calculations Corr'd PSD
---------------------------	------	--

Output Power Results

Channel	Frequency (MHz)	Antenna 5 Meas Power (dBm)	Total Corr'd Power (dBm)	Power Limit (dBm)	Power Margin (dB)
Low	5510	15.73	15.73	24.00	-8.27
Mid	5550	20.89	20.89	24.00	-3.11
High	5670	18.67	18.67	24.00	-5.33
142	5710	20.84	20.84	24.00	-3.16

PSD Results

Channel	Frequency (MHz)	Antenna 5 Meas PSD (dBm/1MHz)	Total Corr'd PSD (dBm/1MHz)	PSD Limit (dBm/1MHz)	PSD Margin (dB)
Low	5510	2.743	2.743	11.00	-8.257
Mid	5550	7.696	7.696	11.00	-3.304
High	5670	5.630	5.630	11.00	-5.370
142	5710	7.339	7.339	11.00	-3.661



2TX Antenna 6 + Antenna 5 OFDMA MODE (FCC) – 26 Tones, RU Index 0

Test Engineer:	44352
Test Date:	9/6/2020

Bandwidth, Antenna Gain, and Limits

Channel	Frequency (MHz)	Min 26 dB BW (MHz)	Directional Gain for Power (dBi)	Directional Gain for PSD (dBi)	Power Limit (dBm)	PSD Limit (dBm/1MHz)
Low	5510	19.50	-1.64	1.22	23.90	11.00
Mid	5550	19.70	-1.64	1.22	23.94	11.00
High	5670	19.70	-1.64	1.22	23.94	11.00
142	5710	20.20	-1.64	1.22	24.00	11.00

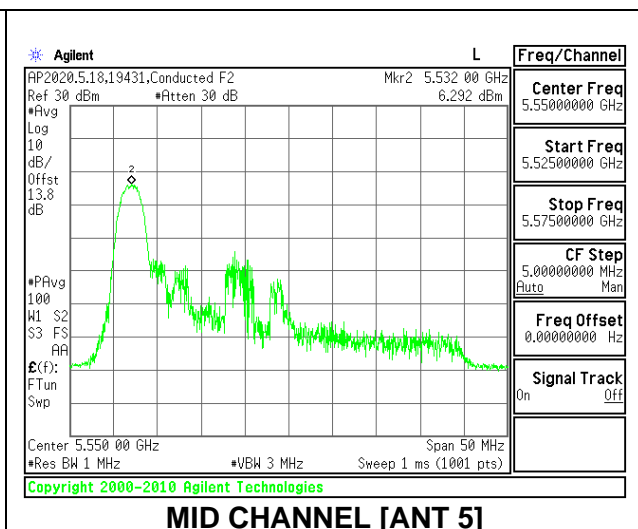
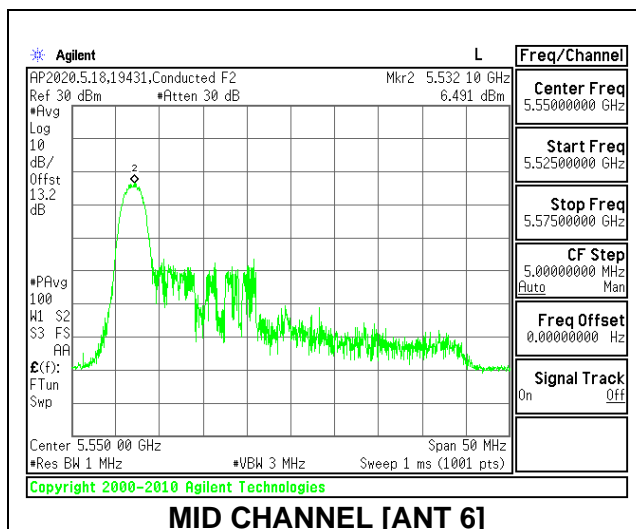
Duty Cycle CF (dB)	0.00	Included in Calculations of Corr'd Power & PSD
---------------------------	------	---

Output Power Results

Channel	Frequency (MHz)	Antenna 6 Meas Power (dBm)	Antenna 5 Meas Power (dBm)	Total Corr'd Power (dBm)	Power Limit (dBm)	Power Margin (dB)
Low	5510	8.72	8.71	11.73	23.90	-12.18
Mid	5550	8.68	8.62	11.66	23.94	-12.28
High	5670	8.84	8.67	11.77	23.94	-12.18
142	5710	8.81	8.65	11.74	24.00	-12.26

PSD Results

Channel	Frequency (MHz)	Antenna 6 Meas PSD (dBm/1MHz)	Antenna 5 Meas PSD (dBm/1MHz)	Total Corr'd PSD (dBm/1MHz)	PSD Limit (dBm/1MHz)	PSD Margin (dB)
Low	5510	6.505	6.322	9.425	11.00	-1.58
Mid	5550	6.491	6.292	9.403	11.00	-1.60
High	5670	6.738	6.431	9.598	11.00	-1.40
142	5710	6.653	6.461	9.568	11.00	-1.43



2TX Antenna 6 + Antenna 5 OFDMA MODE (FCC) – 26 Tones, RU Index 8

Test Engineer:	44352
Test Date:	9/6/2020

Bandwidth, Antenna Gain, and Limits

Channel	Frequency (MHz)	Min 26 dB BW (MHz)	Directional Gain for Power (dBi)	Directional Gain for PSD (dBi)	Power Limit (dBm)	PSD Limit (dBm/1MHz)
Low	5510	21.80	-1.64	1.22	24.00	11.00
Mid	5550	22.50	-1.64	1.22	24.00	11.00
High	5670	22.20	-1.64	1.22	24.00	11.00
142	5710	22.40	-1.64	1.22	24.00	11.00

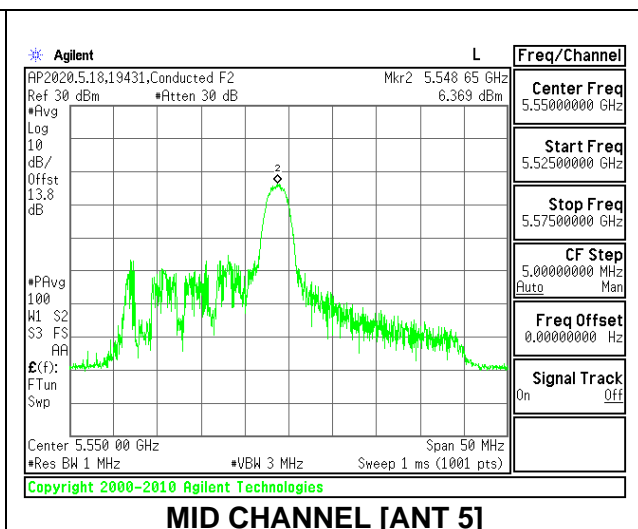
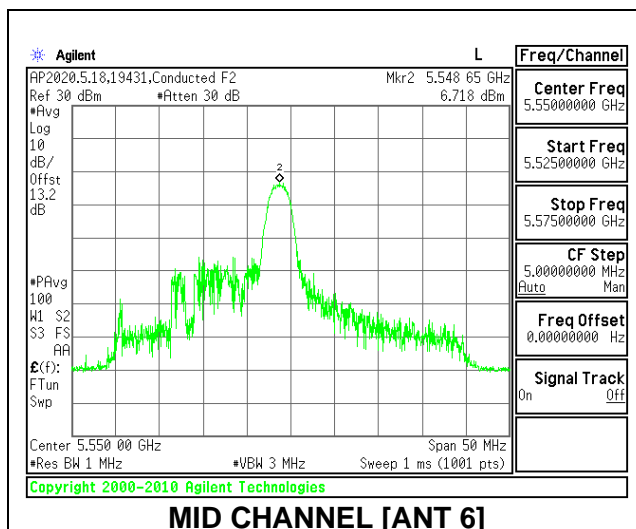
Duty Cycle CF (dB)	0.00	Included in Calculations of Corr'd Power & PSD
---------------------------	------	---

Output Power Results

Channel	Frequency (MHz)	Antenna 6 Meas Power (dBm)	Antenna 5 Meas Power (dBm)	Total Corr'd Power (dBm)	Power Limit (dBm)	Power Margin (dB)
Low	5510	8.86	8.62	11.75	24.00	-12.25
Mid	5550	8.77	8.65	11.72	24.00	-12.28
High	5670	8.66	8.72	11.70	24.00	-12.30
142	5710	8.68	8.73	11.72	24.00	-12.28

PSD Results

Channel	Frequency (MHz)	Antenna 6 Meas PSD (dBm/1MHz)	Antenna 5 Meas PSD (dBm/1MHz)	Total Corr'd PSD (dBm/1MHz)	PSD Limit (dBm/1MHz)	PSD Margin (dB)
Low	5510	6.607	6.283	9.458	11.00	-1.54
Mid	5550	6.718	6.369	9.557	11.00	-1.44
High	5670	6.211	6.402	9.318	11.00	-1.68
142	5710	6.320	6.571	9.458	11.00	-1.54



2TX Antenna 6 + Antenna 5 OFDMA MODE (FCC) – 26 Tones, RU Index 17

Test Engineer:	44352
Test Date:	9/6/2020

Bandwidth, Antenna Gain, and Limits

Channel	Frequency (MHz)	Min 26 dB BW (MHz)	Directional Gain for Power (dBi)	Directional Gain for PSD (dBi)	Power Limit (dBm)	PSD Limit (dBm/1MHz)
Low	5510	19.40	-1.64	1.22	23.88	11.00
Mid	5550	19.40	-1.64	1.22	23.88	11.00
High	5670	19.30	-1.64	1.22	23.86	11.00
142	5710	14.75	-1.64	1.22	22.69	11.00

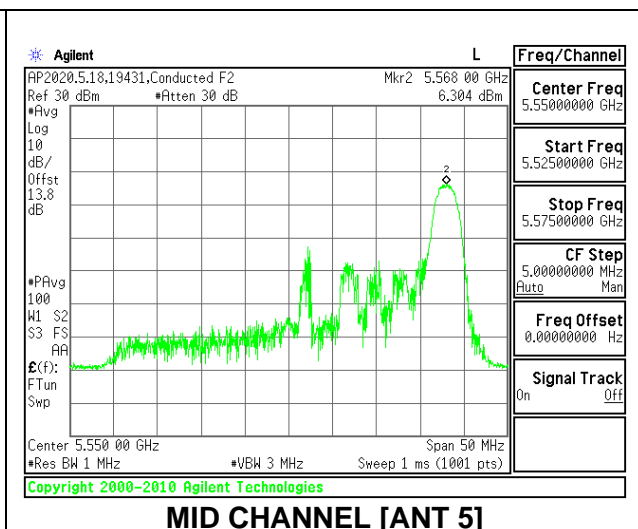
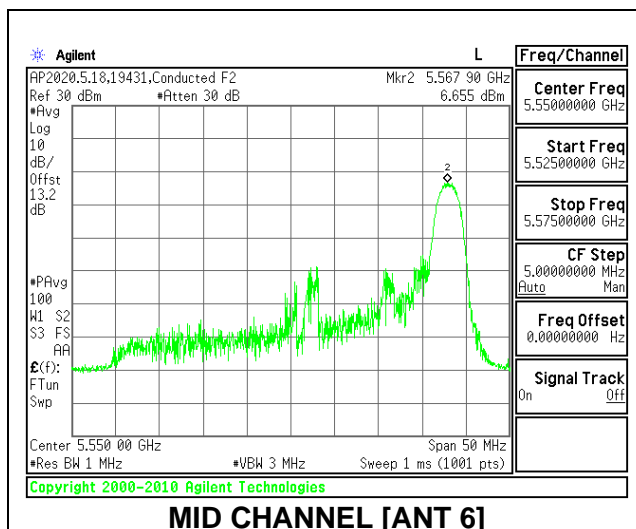
Duty Cycle CF (dB)	0.00	Included in Calculations of Corr'd Power & PSD
---------------------------	------	---

Output Power Results

Channel	Frequency (MHz)	Antenna 6 Meas Power (dBm)	Antenna 5 Meas Power (dBm)	Total Corr'd Power (dBm)	Power Limit (dBm)	Power Margin (dB)
Low	5510	8.72	8.93	11.84	23.88	-12.04
Mid	5550	8.88	8.76	11.83	23.88	-12.05
High	5670	8.97	8.74	11.87	23.86	-11.99
142	5710	8.62	8.81	11.73	22.69	-10.96

PSD Results

Channel	Frequency (MHz)	Antenna 6 Meas PSD (dBm/1MHz)	Antenna 5 Meas PSD (dBm/1MHz)	Total Corr'd PSD (dBm/1MHz)	PSD Limit (dBm/1MHz)	PSD Margin (dB)
Low	5510	6.228	6.609	9.433	11.00	-1.57
Mid	5550	6.655	6.304	9.493	11.00	-1.51
High	5670	6.765	6.422	9.607	11.00	-1.39
142	5710	6.220	6.463	9.353	11.00	-1.65



2TX Antenna 6 + Antenna 5 OFDMA MODE (FCC) – 484 Tones, RU Index 65

Test Engineer:	44352
Test Date:	9/6/2020

Bandwidth, Antenna Gain, and Limits

Channel	Frequency (MHz)	Min 26 dB BW (MHz)	Directional Gain for Power (dBi)	Directional Gain for PSD (dBi)	Power Limit (dBm)	PSD Limit (dBm/1MHz)
Low	5510	40.80	-1.64	1.22	24.00	11.00
Mid	5550	40.90	-1.64	1.22	24.00	11.00
High	5670	40.80	-1.64	1.22	24.00	11.00
142	5710	35.45	-1.64	1.22	24.00	11.00

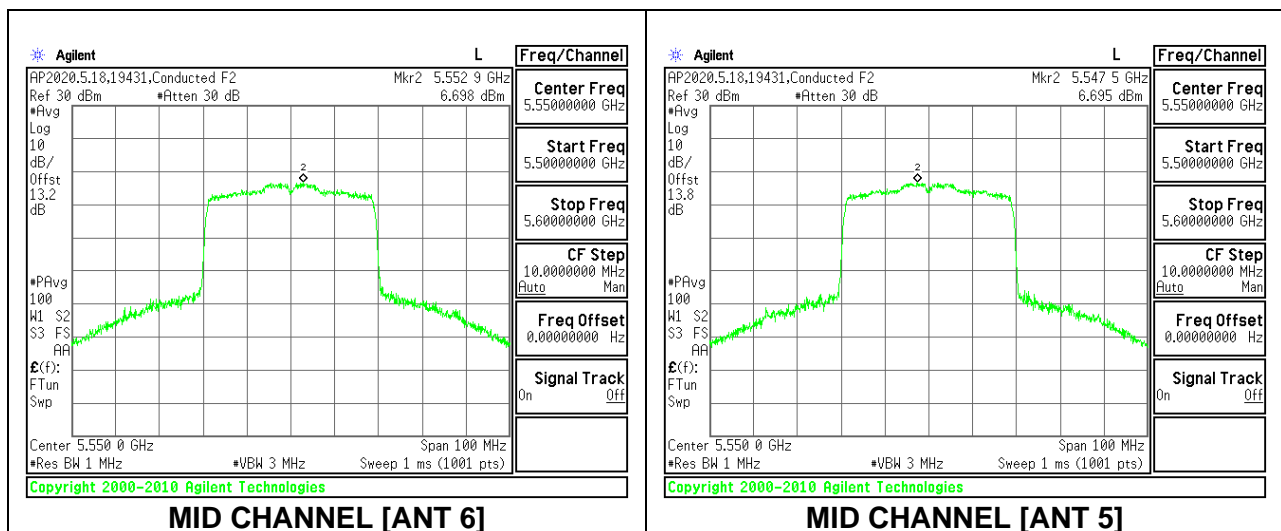
Duty Cycle CF (dB)	0.00	Included in Calculations of Corr'd Power & PSD
---------------------------	------	---

Output Power Results

Channel	Frequency (MHz)	Antenna 6 Meas Power (dBm)	Antenna 5 Meas Power (dBm)	Total Corr'd Power (dBm)	Power Limit (dBm)	Power Margin (dB)
Low	5510	15.17	15.26	18.23	24.00	-5.77
Mid	5550	18.16	19.83	22.09	24.00	-1.91
High	5670	18.24	18.39	21.33	24.00	-2.67
142	5710	18.16	19.92	22.14	24.00	-1.86

PSD Results

Channel	Frequency (MHz)	Antenna 6 Meas PSD (dBm/1MHz)	Antenna 5 Meas PSD (dBm/1MHz)	Total Corr'd PSD (dBm/1MHz)	PSD Limit (dBm/1MHz)	PSD Margin (dB)
Low	5510	2.198	2.434	5.328	11.00	-5.67
Mid	5550	6.698	6.695	9.707	11.00	-1.29
High	5670	5.183	5.555	8.383	11.00	-2.62
142	5710	6.729	6.995	9.874	11.00	-1.13



8.4.18. 802.11ax HE80 MODE IN THE 5.6 GHz BAND

1TX Antenna 6 MODE (FCC) – 26 Tones, RU Index 0

Test Engineer:	44352
Test Date:	9/6/2020

Bandwidth, Antenna Gain, and Limits

Channel	Frequency (MHz)	Min 26 dB BW (MHz)	Directional Gain (dBi)	Power Limit (dBm)	PSD Limit (dBm/1MHz)
Low	5530	20.00	-0.30	24.00	11.00
High	5610	19.80	-0.30	23.97	11.00
138	5690	20.40	-0.30	24.00	11.00

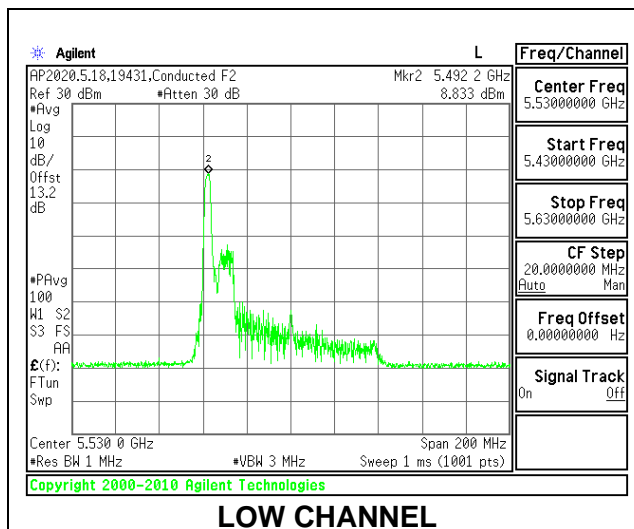
Duty Cycle CF (dB)	0.00	Included in Calculations Corr'd PSD
--------------------	------	-------------------------------------

Output Power Results

Channel	Frequency (MHz)	Antenna 6 Meas Power (dBm)	Total Corr'd Power (dBm)	Power Limit (dBm)	Power Margin (dB)
Low	5530	11.87	11.87	24.00	-12.13
High	5610	11.92	11.92	23.97	-12.05
138	5690	11.81	11.81	24.00	-12.19

PSD Results

Channel	Frequency (MHz)	Antenna 6 Meas PSD (dBm/1MHz)	Total Corr'd PSD (dBm/1MHz)	PSD Limit (dBm/1MHz)	PSD Margin (dB)
Low	5530	8.833	8.833	11.00	-2.167
High	5610	9.140	9.140	11.00	-1.860
138	5690	8.721	8.721	11.00	-2.279



1TX Antenna 6 MODE (FCC) – 26 Tones, RU Index 18

Test Engineer:	44352
Test Date:	9/6/2020

Bandwidth, Antenna Gain, and Limits

Channel	Frequency (MHz)	Min 26 dB BW (MHz)	Directional Gain (dBi)	Power Limit (dBm)	PSD Limit (dBm/1MHz)
Low	5530	39.80	-0.30	24.00	11.00
High	5610	40.80	-0.30	24.00	11.00
138	5690	38.40	-0.30	24.00	11.00

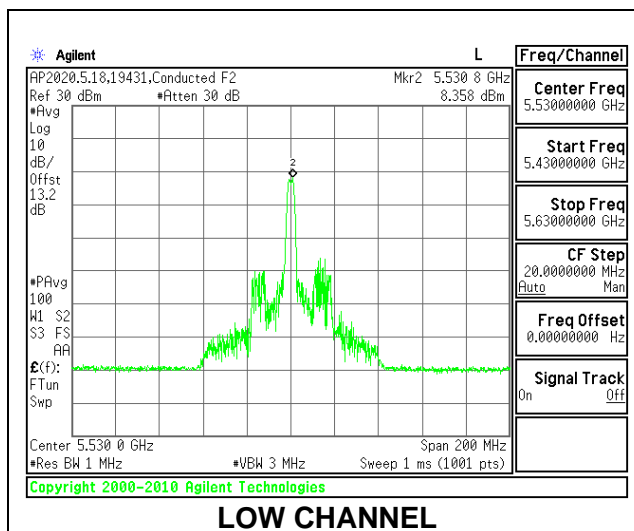
Duty Cycle CF (dB)	0.00	Included in Calculations Corr'd PSD
--------------------	------	-------------------------------------

Output Power Results

Channel	Frequency (MHz)	Antenna 6 Meas Power (dBm)	Total Corr'd Power (dBm)	Power Limit (dBm)	Power Margin (dB)
Low	5530	11.82	11.82	24.00	-12.18
High	5610	11.76	11.76	24.00	-12.24
138	5690	11.85	11.85	24.00	-12.15

PSD Results

Channel	Frequency (MHz)	Antenna 6 Meas PSD (dBm/1MHz)	Total Corr'd PSD (dBm/1MHz)	PSD Limit (dBm/1MHz)	PSD Margin (dB)
Low	5530	8.358	8.358	11.00	-2.642
High	5610	8.233	8.233	11.00	-2.767
138	5690	8.487	8.487	11.00	-2.513



1TX Antenna 6 MODE (FCC) – 26 Tones, RU Index 36

Test Engineer:	44352
Test Date:	9/6/2020

	(MHz)	BW (MHz)	(dBi)	(dBm)	(dBm/1MHz)
Low	5530	21.40	-0.30	24.00	11.00
High	5610	21.20	-0.30	24.00	11.00
138	5690	15.60	-0.30	22.93	11.00

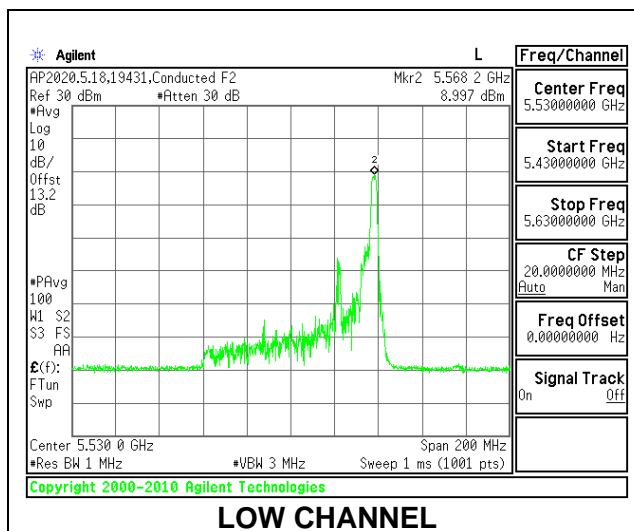
Duty Cycle CF (dB)	0.00	Included in Calculations Corr'd PSD
---------------------------	------	--

Output Power Results

Channel	Frequency (MHz)	Antenna 6 Meas Power (dBm)	Total Corr'd Power (dBm)	Power Limit (dBm)	Power Margin (dB)
Low	5530	11.89	11.89	24.00	-12.11
High	5610	11.75	11.75	24.00	-12.25
138	5690	11.86	11.86	22.93	-11.07

PSD Results

Channel	Frequency (MHz)	Antenna 6 Meas PSD (dBm/1MHz)	Total Corr'd PSD (dBm/1MHz)	PSD Limit (dBm/1MHz)	PSD Margin (dB)
Low	5530	8.997	8.997	11.00	-2.003
High	5610	8.842	8.842	11.00	-2.158
138	5690	8.949	8.949	11.00	-2.051



1TX Antenna 6 MODE (FCC) – 996 Tones, RU Index 67

Test Engineer:	44352
Test Date:	9/6/2020

Bandwidth, Antenna Gain, and Limits

Channel	Frequency (MHz)	Min 26 dB BW (MHz)	Directional Gain (dBi)	Power Limit (dBm)	PSD Limit (dBm/1MHz)
Low	5530	83.00	-0.30	24.00	11.00
High	5610	83.40	-0.30	24.00	11.00
138	5690	76.50	-0.30	24.00	11.00

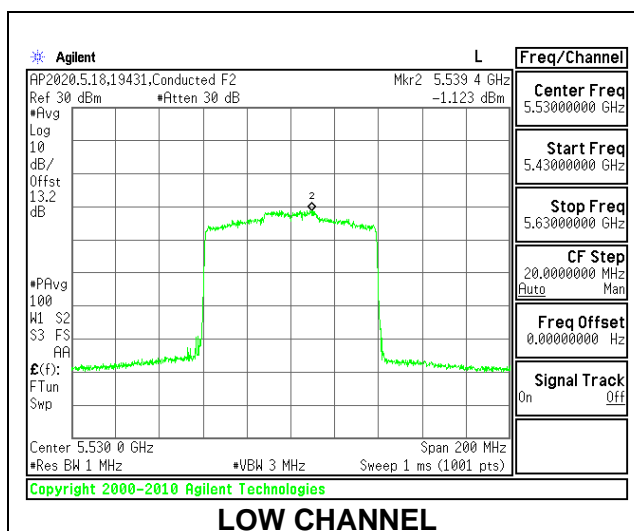
Duty Cycle CF (dB)	0.00	Included in Calculations Corr'd PSD
--------------------	------	-------------------------------------

Output Power Results

Channel	Frequency (MHz)	Antenna 6 Meas Power (dBm)	Total Corr'd Power (dBm)	Power Limit (dBm)	Power Margin (dB)
Low	5530	13.98	13.98	24.00	-10.02
High	5610	18.23	18.23	24.00	-5.77
138	5690	18.19	18.19	24.00	-5.81

PSD Results

Channel	Frequency (MHz)	Antenna 6 Meas PSD (dBm/1MHz)	Total Corr'd PSD (dBm/1MHz)	PSD Limit (dBm/1MHz)	PSD Margin (dB)
Low	5530	-1.123	-1.123	11.00	-12.123
High	5610	1.988	1.988	11.00	-9.012
138	5690	1.242	1.242	11.00	-9.758



1TX Antenna 5 MODE (FCC) – 26 Tones, RU Index 0

Test Engineer:	44352
Test Date:	9/8/2020

Bandwidth, Antenna Gain, and Limits

Channel	Frequency (MHz)	Min 26 dB BW (MHz)	Directional Gain (dBi)	Power Limit (dBm)	PSD Limit (dBm/1MHz)
Low	5530	19.80	-3.60	23.97	11.00
High	5610	19.80	-3.60	23.97	11.00
138	5690	19.80	-3.60	23.97	11.00

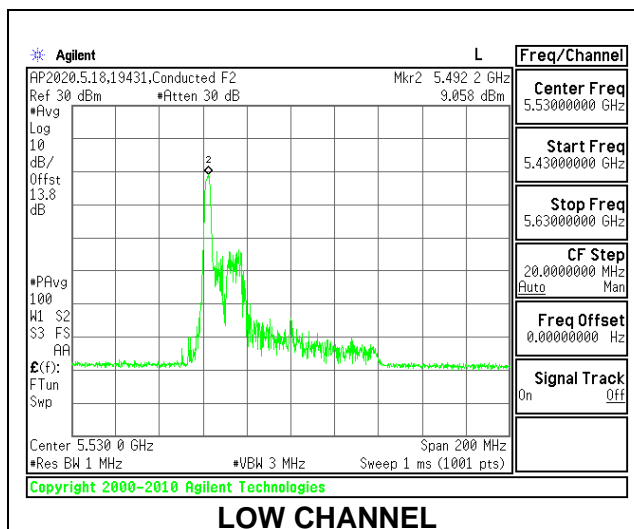
Duty Cycle CF (dB)	0.00	Included in Calculations Corr'd PSD
--------------------	------	-------------------------------------

Output Power Results

Channel	Frequency (MHz)	Antenna 5 Meas Power (dBm)	Total Corr'd Power (dBm)	Power Limit (dBm)	Power Margin (dB)
Low	5530	11.89	11.89	23.97	-12.08
High	5610	11.81	11.81	23.97	-12.16
138	5690	11.78	11.78	23.97	-12.19

PSD Results

Channel	Frequency (MHz)	Antenna 5 Meas PSD (dBm/1MHz)	Total Corr'd PSD (dBm/1MHz)	PSD Limit (dBm/1MHz)	PSD Margin (dB)
Low	5530	9.058	9.058	11.00	-1.942
High	5610	8.936	8.936	11.00	-2.064
138	5690	8.869	8.869	11.00	-2.131



1TX Antenna 5 MODE (FCC) – 26 Tones, RU Index 18

Test Engineer:	44352
Test Date:	9/8/2020

Bandwidth, Antenna Gain, and Limits

Channel	Frequency (MHz)	Min 26 dB BW (MHz)	Directional Gain (dBi)	Power Limit (dBm)	PSD Limit (dBm/1MHz)
Low	5530	40.60	-3.60	24.00	11.00
High	5610	39.80	-3.60	24.00	11.00
138	5690	40.40	-3.60	24.00	11.00

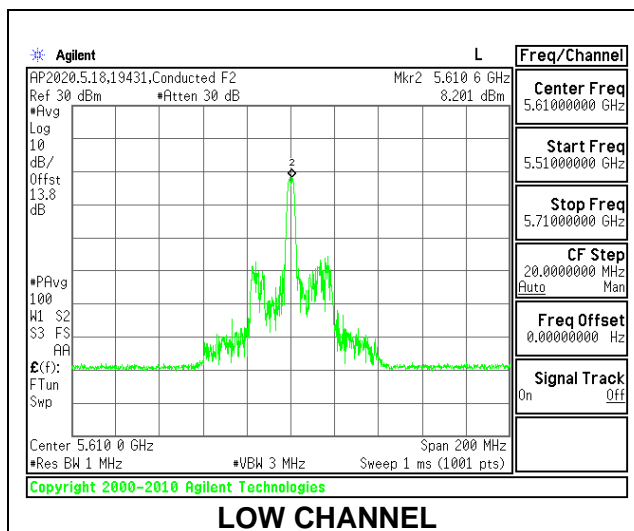
Duty Cycle CF (dB)	0.00	Included in Calculations Corr'd PSD
--------------------	------	-------------------------------------

Output Power Results

Channel	Frequency (MHz)	Antenna 5 Meas Power (dBm)	Total Corr'd Power (dBm)	Power Limit (dBm)	Power Margin (dB)
Low	5530	11.85	11.85	24.00	-12.15
High	5610	11.76	11.76	24.00	-12.24
138	5690	11.92	11.92	24.00	-12.08

PSD Results

Channel	Frequency (MHz)	Antenna 5 Meas PSD (dBm/1MHz)	Total Corr'd PSD (dBm/1MHz)	PSD Limit (dBm/1MHz)	PSD Margin (dB)
Low	5530	8.803	8.803	11.00	-2.197
High	5610	8.201	8.201	11.00	-2.799
138	5690	8.878	8.878	11.00	-2.122



1TX Antenna 5 MODE (FCC) – 26 Tones, RU Index 36

Test Engineer:	44352
Test Date:	9/8/2020

Bandwidth, Antenna Gain, and Limits

Channel	Frequency (MHz)	Min 26 dB BW (MHz)	Directional Gain (dBi)	Power Limit (dBm)	PSD Limit (dBm/1MHz)
Low	5530	21.00	3.60	24.00	11.00
High	5610	21.20	3.60	24.00	11.00
138	5690	15.60	3.60	22.93	11.00

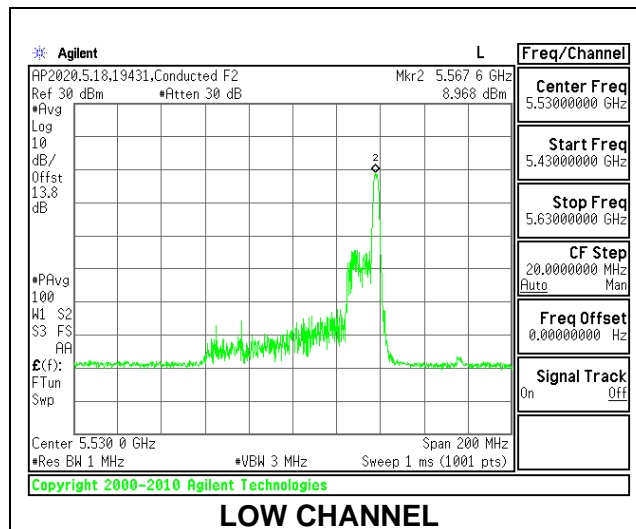
Duty Cycle CF (dB)	0.00	Included in Calculations Corr'd PSD
---------------------------	------	--

Output Power Results

Channel	Frequency (MHz)	Antenna 5 Meas Power (dBm)	Total Corr'd Power (dBm)	Power Limit (dBm)	Power Margin (dB)
Low	5530	11.84	11.84	24.00	-12.16
High	5610	11.63	11.63	24.00	-12.37
138	5690	11.89	11.89	22.93	-11.04

PSD Results

Channel	Frequency (MHz)	Antenna 5 Meas PSD (dBm/1MHz)	Total Corr'd PSD (dBm/1MHz)	PSD Limit (dBm/1MHz)	PSD Margin (dB)
Low	5530	8.968	8.968	11.00	-2.032
High	5610	8.625	8.625	11.00	-2.375
138	5690	9.199	9.199	11.00	-1.801



1TX Antenna 5 MODE (FCC) – 996 Tones, RU Index 67

Test Engineer:	44352
Test Date:	9/8/2020

Bandwidth, Antenna Gain, and Limits

Channel	Frequency (MHz)	Min 26 dB BW (MHz)	Directional Gain (dBi)	Power Limit (dBm)	PSD Limit (dBm/1MHz)
Low	5530	82.80	-3.60	24.00	11.00
High	5610	83.60	-3.60	24.00	11.00
138	5690	76.50	-3.60	24.00	11.00

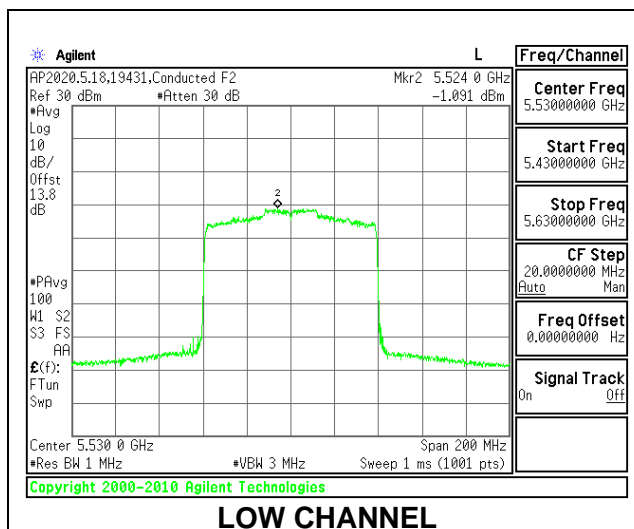
Duty Cycle CF (dB)	0.00	Included in Calculations Corr'd PSD
--------------------	------	-------------------------------------

Output Power Results

Channel	Frequency (MHz)	Antenna 5 Meas Power (dBm)	Total Corr'd Power (dBm)	Power Limit (dBm)	Power Margin (dB)
Low	5530	13.76	13.76	24.00	-10.24
High	5610	20.39	20.39	24.00	-3.61
138	5690	20.42	20.42	24.00	-3.58

PSD Results

Channel	Frequency (MHz)	Antenna 5 Meas PSD (dBm/1MHz)	Total Corr'd PSD (dBm/1MHz)	PSD Limit (dBm/1MHz)	PSD Margin (dB)
Low	5530	-1.091	-1.091	11.00	-12.091
High	5610	3.905	3.905	11.00	-7.095
138	5690	4.001	4.001	11.00	-6.999



2TX Antenna 6 + Antenna 5 OFDMA MODE (FCC) – 26 Tones, RU Index 0

Test Engineer:	44352
Test Date:	9/8/2020

Bandwidth, Antenna Gain, and Limits

Channel	Frequency (MHz)	Min 26 dB BW (MHz)	Directional Gain for Power (dBi)	Directional Gain for PSD (dBi)	Power Limit (dBm)	PSD Limit (dBm/1MHz)
Low	5530	20.20	-1.64	1.22	24.00	11.00
High	5610	20.00	-1.64	1.22	24.00	11.00
138	5690	20.00	-1.64	1.22	24.00	11.00

Duty Cycle CF (dB)	0.00	Included in Calculations of Corr'd PSD
--------------------	------	--

Output Power Results

Channel	Frequency (MHz)	Antenna 6 Meas Power (dBm)	Antenna 5 Meas Power (dBm)	Total Corr'd Power (dBm)	Power Limit (dBm)	Power Margin (dB)
Low	5530	8.72	8.75	11.75	24.00	-12.25
High	5610	8.81	8.74	11.79	24.00	-12.21
138	5690	8.89	8.67	11.79	24.00	-12.21

PSD Results

Channel	Frequency (MHz)	Antenna 6 Meas PSD (dBm/1MHz)	Antenna 5 Meas PSD (dBm/1MHz)	Total Corr'd PSD (dBm/1MHz)	PSD Limit (dBm/1MHz)	PSD Margin (dB)
Low	5530	6.087	6.365	9.239	11.00	-1.761
High	5610	6.031	5.957	9.004	11.00	-1.996
138	5690	6.030	6.032	9.041	11.00	-1.959

