

GSM 850

Communication System: UID 0, 1@GPRS-FDD (TDMA, GMSK, 1 slot) (0); Frequency: 836.6 MHz;Duty Cycle: 1:8.00018

T-Coil scan (scan for ANSI C63.19 2011 compliance)/GSM 850_GMSK_Ch. 190_Port A_ANT1/z (axial) wideband at best S/N/ABM Freq Resp(x,y,z,f) (1x1x1):

Measurement grid: dx=10mm, dy=10mm

Signal Type: Audio File (.wav) 48k_voice_300-3000_2s.wav

Output Gain: 47.21

Measure Window Start: 300ms

Measure Window Length: 2000ms

BWC applied: 10.80 dB

Device Reference Point: 0, 0, -6.3 mm

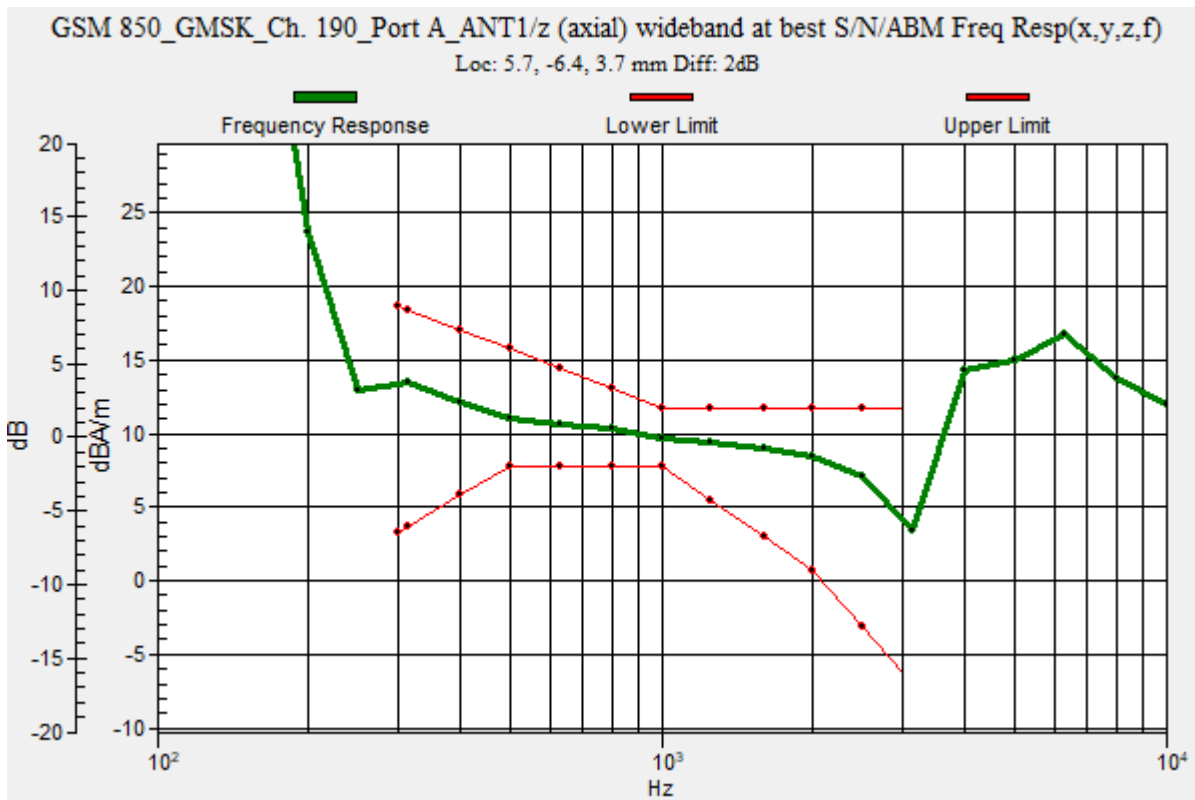
Category	Telephone parameters WD signal quality [(signal+noise)-to-noise ratio in decibels]
Category T1	0 dB to 10 dB
Category T2	10 dB to 20 dB
Category T3	20 dB to 30 dB
Category T4	> 30 dB

Cursor:

Diff = 2.00 dB

BWC Factor = 10.80 dB

Location: 5.7, -6.4, 3.7 mm



GSM 850

Communication System: UID 0, 1@GPRS-FDD (TDMA, GMSK, 1 slot) (0); Frequency: 836.6 MHz; Duty Cycle: 1:8.00018

Phantom section: TCoil Section

DASY5 Configuration:

- Probe: AM1DV3 - 3083; ; Calibrated: 1/20/2020
- Sensor-Surface: 0mm (Fix Surface)
- Electronics: DAE4 Sn1357; Calibrated: 2/20/2020
- Phantom: HAC Test Arch with AMCC; Type: SD HAC P01 BB
- Measurement SW: DASY52, Version 52.10 (4);SEMCAD X Version 14.6.14 (7483)

T-Coil scan (scan for ANSI C63.19 2011 compliance)/GSM 850_GMSK_Ch. 190_Port A_ANT1/z (axial) 4.2mm 50 x 50/ABM Interpolated SNR(x,y,z) (121x121x1): Interpolated grid:

dx=1.000 mm, dy=1.000 mm

Signal Type: Audio File (.wav) 48k_voice_1kHz_1s.wav

Output Gain: 24.07

Measure Window Start: 300ms

Measure Window Length: 1000ms

BWC applied: 0.16 dB

Device Reference Point: 0, 0, -6.3 mm

Cursor:

ABM1/ABM2 = 40.80 dB


ABM1 comp = 8.54 dBA/m

BWC Factor = 0.16 dB

Location: 5.8, -6.3, 3.7 mm

ABM2 = -6.27 dBA/m

Location: 25, -25, 3.7 mm



0 dB = 1.000 = 0.00 dB

GSM 850

Communication System: UID 0, 1@GPRS-FDD (TDMA, GMSK, 1 slot) (0); Frequency: 836.6 MHz; Duty Cycle: 1:8.00018

Phantom section: TCoil Section

DASY5 Configuration:

- Probe: AM1DV3 - 3083; ; Calibrated: 1/20/2020
- Sensor-Surface: 0mm (Fix Surface)
- Electronics: DAE4 Sn1357; Calibrated: 2/20/2020
- Phantom: HAC Test Arch with AMCC; Type: SD HAC P01 BB
- Measurement SW: DASY52, Version 52.10 (4);SEMCAD X Version 14.6.14 (7483)

T-Coil scan (scan for ANSI C63.19 2011 compliance)/GSM 850_GMSK_Ch. 190_Port A_ANT1/y (transversal) 4.2mm 50 x 50/ABM Interpolated SNR(x,y,z) (121x121x1):

Interpolated grid: dx=1.000 mm, dy=1.000 mm

Signal Type: Audio File (.wav) 48k_voice_1kHz_1s.wav

Output Gain: 24.07

Measure Window Start: 300ms

Measure Window Length: 1000ms

BWC applied: 0.16 dB

Device Reference Point: 0, 0, -6.3 mm

Cursor:

ABM1/ABM2 = 39.19 dB

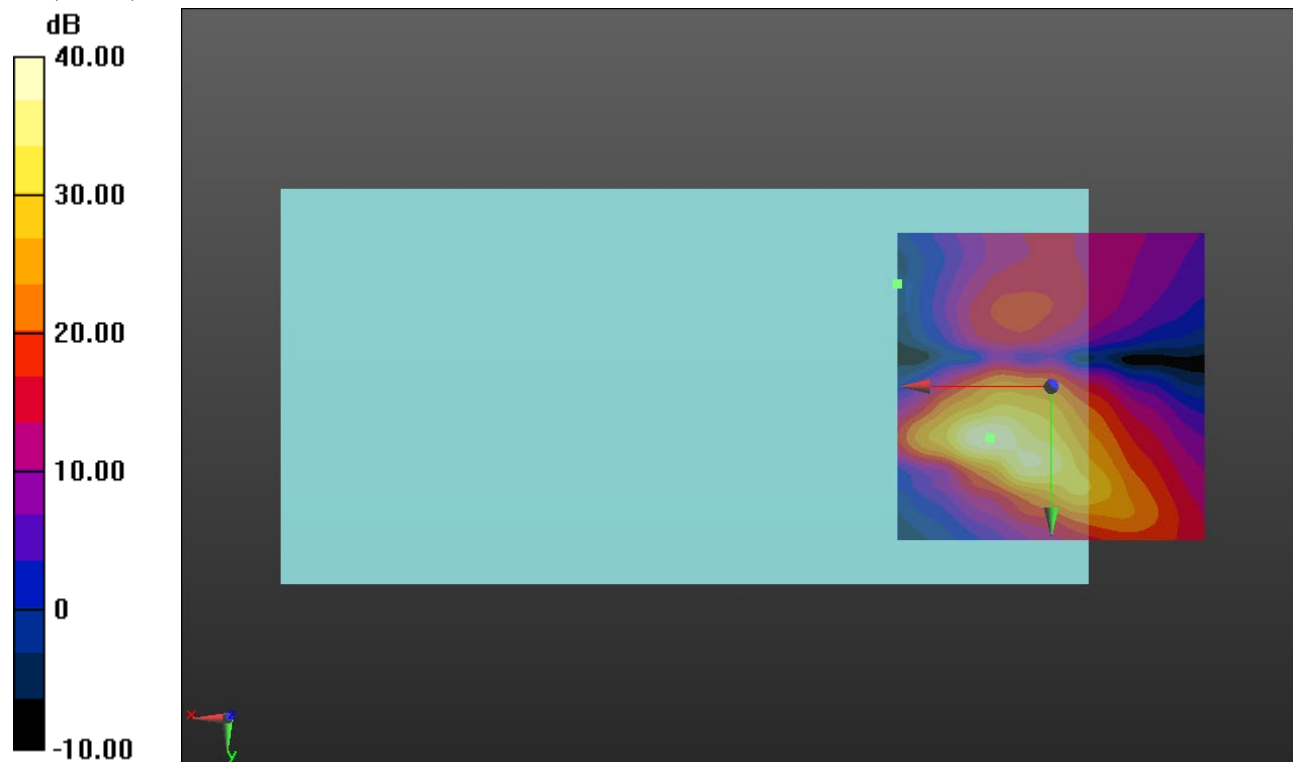
ABM1 comp = -0.79 dBA/m

BWC Factor = 0.16 dB

Location: 10, 8.3, 3.7 mm

ABM2 = -5.46 dBA/m

Location: 25, -16.7, 3.7 mm



0 dB = 1.000 = 0.00 dB

GSM 1900

Communication System: UID 0, 1@GPRS-FDD (TDMA, GMSK, 1 slot) (0); Frequency: 1880 MHz;Duty Cycle: 1:8.00018

T-Coil scan (scan for ANSI C63.19 2011 compliance)/GSM 1900_GMSK_Ch. 661_Port A_ANT1/z (axial) wideband at best S/N/ABM Freq Resp(x,y,z,f) (1x1x1): Measurement grid:

dx=10mm, dy=10mm

Signal Type: Audio File (.wav) 48k_voice_300-3000_2s.wav

Output Gain: 47.21

Measure Window Start: 300ms

Measure Window Length: 2000ms

BWC applied: 10.80 dB

Device Reference Point: 0, 0, -6.3 mm

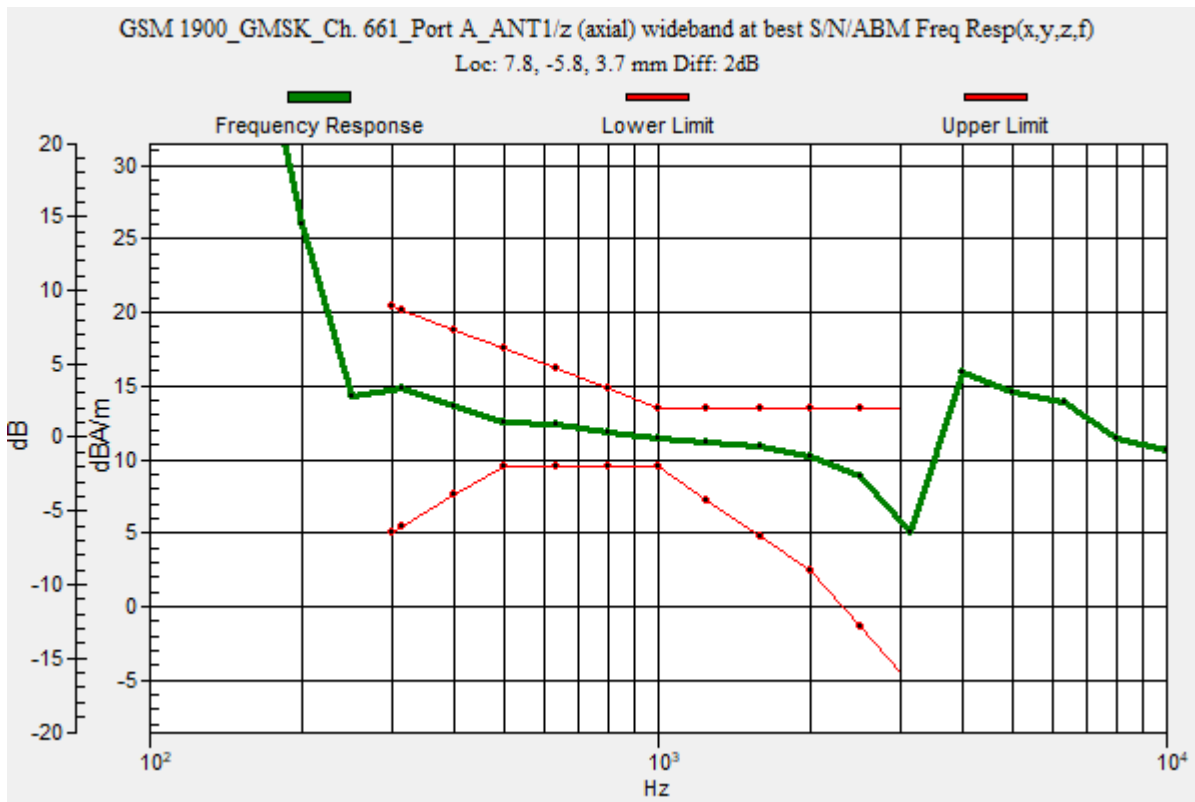
Category	Telephone parameters WD signal quality [(signal+noise)-to-noise ratio in decibels]
Category T1	0 dB to 10 dB
Category T2	10 dB to 20 dB
Category T3	20 dB to 30 dB
Category T4	> 30 dB

Cursor:

Diff = 2.00 dB

BWC Factor = 10.80 dB

Location: 7.8, -5.8, 3.7 mm



GSM 1900

Communication System: UID 0, 1@GPRS-FDD (TDMA, GMSK, 1 slot) (0); Frequency: 1880 MHz; Duty Cycle: 1:8.00018

Phantom section: TCoil Section

DASY5 Configuration:

- Probe: AM1DV3 - 3083; ; Calibrated: 1/20/2020
- Sensor-Surface: 0mm (Fix Surface)
- Electronics: DAE4 Sn1357; Calibrated: 2/20/2020
- Phantom: HAC Test Arch with AMCC; Type: SD HAC P01 BB
- Measurement SW: DASY52, Version 52.10 (4);SEMCAD X Version 14.6.14 (7483)

T-Coil scan (scan for ANSI C63.19 2011 compliance)/GSM 1900_GMSK_Ch. 661_Port

A_ANT1/z (axial) 4.2mm 50 x 50/ABM Interpolated SNR(x,y,z) (121x121x1): Interpolated grid:

dx=1.000 mm, dy=1.000 mm

Signal Type: Audio File (.wav) 48k_voice_1kHz_1s.wav

Output Gain: 24.07

Measure Window Start: 300ms

Measure Window Length: 1000ms

BWC applied: 0.16 dB

Device Reference Point: 0, 0, -6.3 mm

Cursor:

ABM1/ABM2 = 42.09 dB


ABM1 comp = 10.74 dBA/m

BWC Factor = 0.16 dB

Location: 7.9, -5.8, 3.7 mm

ABM2 = -12.02 dBA/m

Location: 25, -25, 3.7 mm



0 dB = 1.000 = 0.00 dB

GSM 1900

Communication System: UID 0, 1@GPRS-FDD (TDMA, GMSK, 1 slot) (0); Frequency: 1880 MHz; Duty Cycle: 1:8.00018

Phantom section: TCoil Section

DASY5 Configuration:

- Probe: AM1DV3 - 3083; ; Calibrated: 1/20/2020
- Sensor-Surface: 0mm (Fix Surface)
- Electronics: DAE4 Sn1357; Calibrated: 2/20/2020
- Phantom: HAC Test Arch with AMCC; Type: SD HAC P01 BB
- Measurement SW: DASY52, Version 52.10 (4);SEMCAD X Version 14.6.14 (7483)

T-Coil scan (scan for ANSI C63.19 2011 compliance)/GSM 1900_GMSK_Ch. 661_Port A_ANT1/y (transversal) 4.2mm 50 x 50/ABM Interpolated SNR(x,y,z) (121x121x1):

Interpolated grid: dx=1.000 mm, dy=1.000 mm

Signal Type: Audio File (.wav) 48k_voice_1kHz_1s.wav

Output Gain: 24.07

Measure Window Start: 300ms

Measure Window Length: 1000ms

BWC applied: 0.16 dB

Device Reference Point: 0, 0, -6.3 mm

Cursor:

ABM1/ABM2 = 38.80 dB

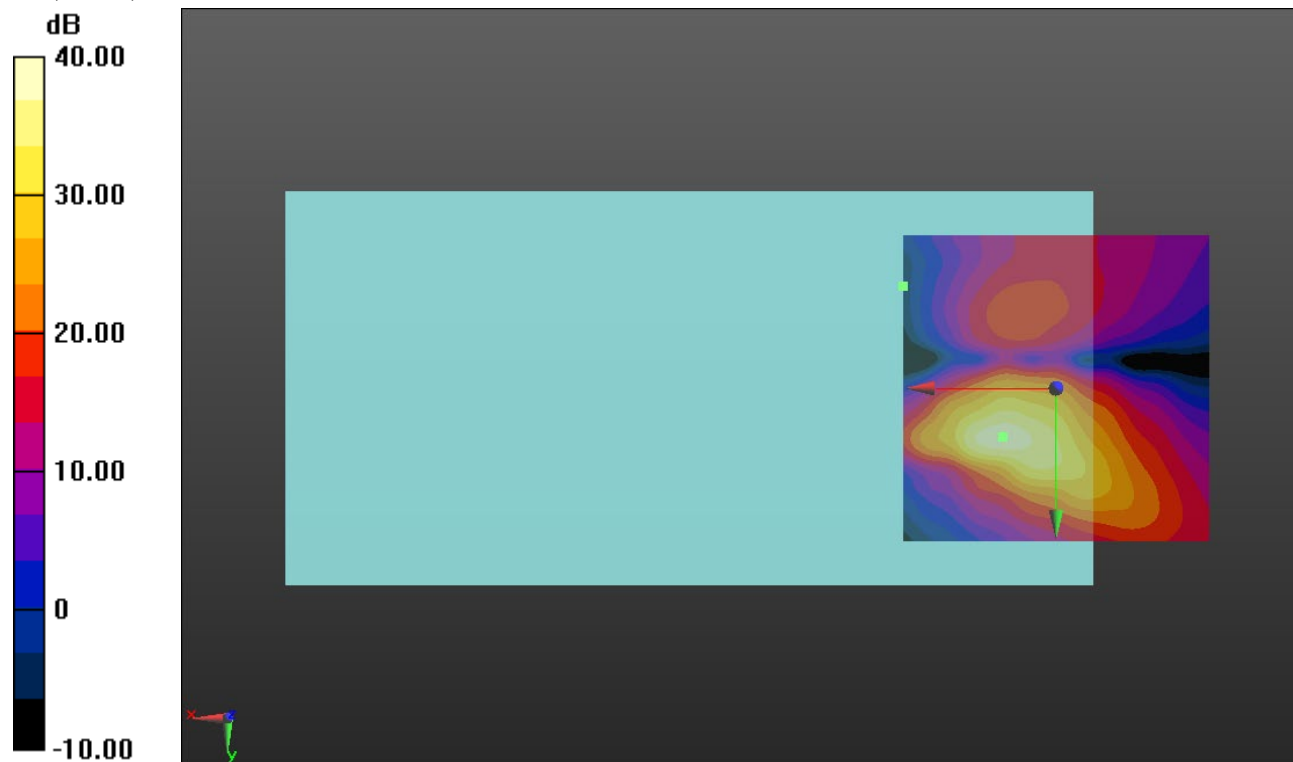
ABM1 comp = -0.60 dBA/m

BWC Factor = 0.16 dB

Location: 8.8, 7.9, 3.7 mm

ABM2 = -7.27 dBA/m

Location: 25, -16.7, 3.7 mm



0 dB = 1.000 = 0.00 dB

W-CDMA Band II

Communication System: UID 0, 1@UMTS-FDD (WCDMA) (0); Frequency: 1852.4 MHz;Duty Cycle: 1:1

T-Coil scan (scan for ANSI C63.19 2011 compliance)/W-CDMA Band II_Rel. 99_Ch. 9262_AMR-WB 6.6 kbps_Port A_ANT1/z (axial) wideband at best S/N/ABM Freq

Resp(x,y,z,f) (1x1x1): Measurement grid: dx=10mm, dy=10mm

Signal Type: Audio File (.wav) 48k_voice_300-3000_2s.wav

Output Gain: 47.21

Measure Window Start: 300ms

Measure Window Length: 2000ms

BWC applied: 10.80 dB

Device Reference Point: 0, 0, -6.3 mm

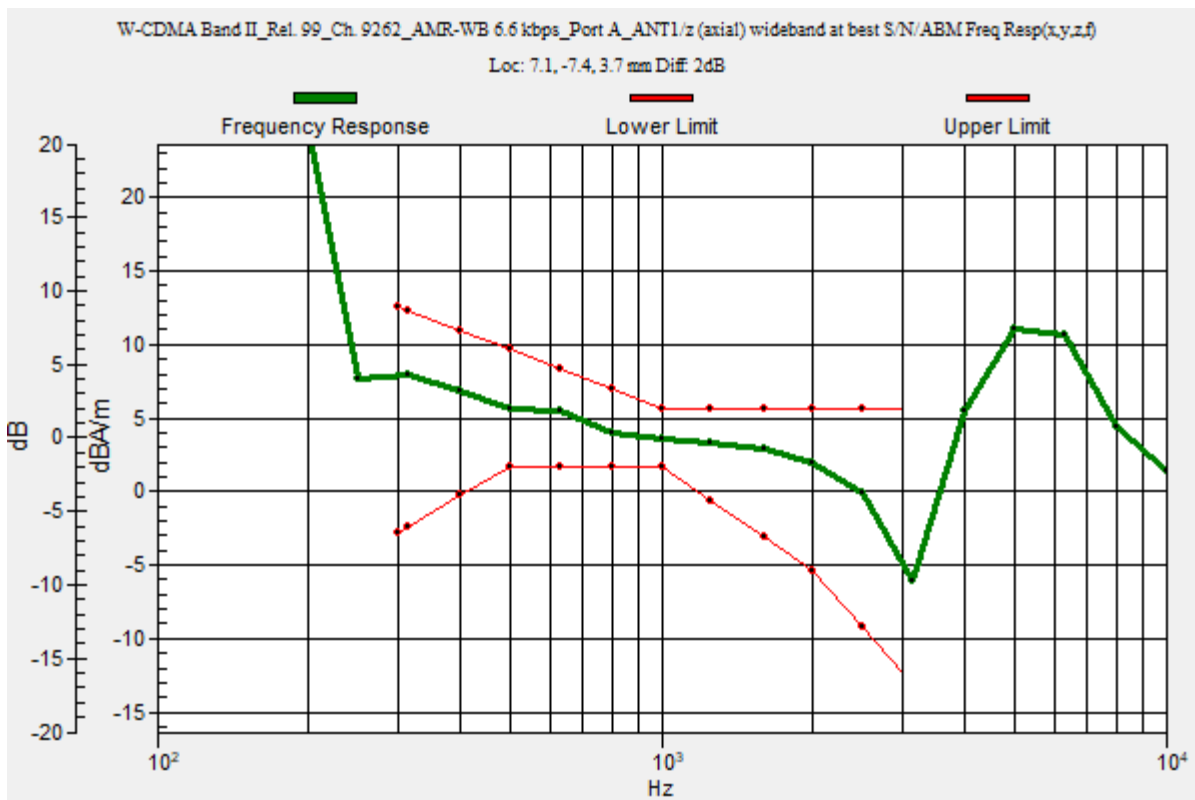
Category	Telephone parameters WD signal quality [(signal+noise)-to-noise ratio in decibels]
Category T1	0 dB to 10 dB
Category T2	10 dB to 20 dB
Category T3	20 dB to 30 dB
Category T4	> 30 dB

Cursor:

Diff = 2.00 dB

BWC Factor = 10.80 dB

Location: 7.1, -7.4, 3.7 mm



W-CDMA Band II

Communication System: UID 0, 1@UMTS-FDD (WCDMA) (0); Frequency: 1852.4 MHz; Duty Cycle: 1:1

Phantom section: TCoil Section

DASY5 Configuration:

- Probe: AM1DV3 - 3083; ; Calibrated: 1/20/2020
- Sensor-Surface: 0mm (Fix Surface)
- Electronics: DAE4 Sn1357; Calibrated: 2/20/2020
- Phantom: HAC Test Arch with AMCC; Type: SD HAC P01 BB
- Measurement SW: DASY52, Version 52.10 (4);SEMCAD X Version 14.6.14 (7483)

T-Coil scan (scan for ANSI C63.19 2011 compliance)/W-CDMA Band II_Rel. 99_Ch. 9262_AMR-WB 6.6 kbps_Port A_ANT1/z (axial) Single Point/ABM SNR(x,y,z) (1x1x1):

Measurement grid: dx=10mm, dy=10mm

Signal Type: Audio File (.wav) 48k_voice_1kHz_1s.wav

Output Gain: 24.07

Measure Window Start: 300ms

Measure Window Length: 1000ms

BWC applied: 0.16 dB

Device Reference Point: 0, 0, -6.3 mm

Cursor:

ABM1/ABM2 = 47.32 dB


ABM1 comp = 2.83 dBA/m

BWC Factor = 0.16 dB

Location: 7.1, -7.4, 3.7 mm

ABM2 = -44.49 dBA/m

Location: 7.1, -7.4, 3.7 mm



0 dB = 1.000 = 0.00 dB

W-CDMA Band II

Communication System: UID 0, 1@UMTS-FDD (WCDMA) (0); Frequency: 1852.4 MHz; Duty Cycle: 1:1

Phantom section: TCoil Section

DASY5 Configuration:

- Probe: AM1DV3 - 3083; ; Calibrated: 1/20/2020
- Sensor-Surface: 0mm (Fix Surface)
- Electronics: DAE4 Sn1357; Calibrated: 2/20/2020
- Phantom: HAC Test Arch with AMCC; Type: SD HAC P01 BB
- Measurement SW: DASY52, Version 52.10 (4);SEMCAD X Version 14.6.14 (7483)

T-Coil scan (scan for ANSI C63.19 2011 compliance)/W-CDMA Band II_Rel. 99_Ch. 9262_AMR-WB 6.6 kbps_Port A_ANT1/y (transversal) Single Point/ABM SNR(x,y,z)

(1x1x1): Measurement grid: dx=10mm, dy=10mm

Signal Type: Audio File (.wav) 48k_voice_1kHz_1s.wav

Output Gain: 24.07

Measure Window Start: 300ms

Measure Window Length: 1000ms

BWC applied: 0.16 dB

Device Reference Point: 0, 0, -6.3 mm

Cursor:

ABM1/ABM2 = 39.69 dB


ABM1 comp = -7.35 dBA/m

BWC Factor = 0.16 dB

Location: 8.7, 6.9, 3.7 mm

ABM2 = -47.04 dBA/m

Location: 8.7, 6.9, 3.7 mm



0 dB = 1.000 = 0.00 dB

W-CDMA Band IV

Communication System: UID 0, 1@UMTS-FDD (WCDMA) (0); Frequency: 1712.4 MHz;Duty Cycle: 1:1

T-Coil scan (scan for ANSI C63.19 2011 compliance)/W-CDMA Band IV_Rel. 99_Ch. 1312_AMR-WB 6.6 kbps_Port A_ANT1/z (axial) wideband at best S/N/ABM Freq

Resp(x,y,z,f) (1x1x1): Measurement grid: dx=10mm, dy=10mm

Signal Type: Audio File (.wav) 48k_voice_300-3000_2s.wav

Output Gain: 47.21

Measure Window Start: 300ms

Measure Window Length: 2000ms

BWC applied: 10.80 dB

Device Reference Point: 0, 0, -6.3 mm

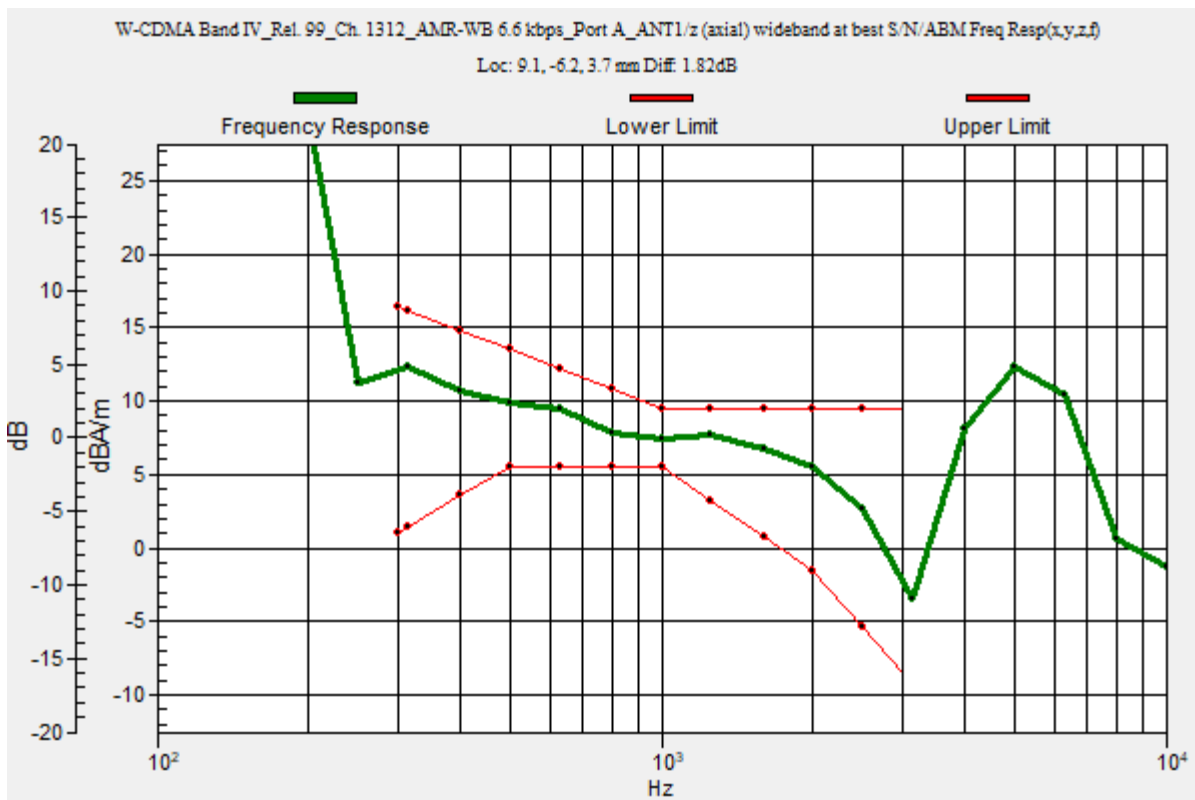
Category	Telephone parameters WD signal quality [(signal+noise)-to-noise ratio in decibels]
Category T1	0 dB to 10 dB
Category T2	10 dB to 20 dB
Category T3	20 dB to 30 dB
Category T4	> 30 dB

Cursor:

Diff = 1.82 dB

BWC Factor = 10.80 dB

Location: 9.1, -6.2, 3.7 mm



W-CDMA Band IV

Communication System: UID 0, 1@UMTS-FDD (WCDMA) (0); Frequency: 1712.4 MHz; Duty Cycle: 1:1

Phantom section: TCoil Section

DASY5 Configuration:

- Probe: AM1DV3 - 3083; ; Calibrated: 1/20/2020
- Sensor-Surface: 0mm (Fix Surface)
- Electronics: DAE4 Sn1357; Calibrated: 2/20/2020
- Phantom: HAC Test Arch with AMCC; Type: SD HAC P01 BB
- Measurement SW: DASY52, Version 52.10 (4);SEMCAD X Version 14.6.14 (7483)

T-Coil scan (scan for ANSI C63.19 2011 compliance)/W-CDMA Band IV_Rel. 99_Ch. 1312_AMR-WB 6.6 kbps_Port A_ANT1/z (axial) 4.2mm 50 x 50/ABM Interpolated

SNR(x,y,z) (121x121x1): Interpolated grid: dx=1.000 mm, dy=1.000 mm

Signal Type: Audio File (.wav) 48k_voice_1kHz_1s.wav

Output Gain: 24.07

Measure Window Start: 300ms

Measure Window Length: 1000ms

BWC applied: 0.16 dB

Device Reference Point: 0, 0, -6.3 mm

Cursor:

ABM1/ABM2 = 49.40 dB


ABM1 comp = 6.17 dBA/m

BWC Factor = 0.16 dB

Location: 9.2, -6.3, 3.7 mm

ABM2 = -33.62 dBA/m

Location: 25, -20.8, 3.7 mm



0 dB = 1.000 = 0.00 dB

W-CDMA Band IV

Communication System: UID 0, 1@UMTS-FDD (WCDMA) (0); Frequency: 1712.4 MHz; Duty Cycle: 1:1

Phantom section: TCoil Section

DASY5 Configuration:

- Probe: AM1DV3 - 3083; ; Calibrated: 1/20/2020
- Sensor-Surface: 0mm (Fix Surface)
- Electronics: DAE4 Sn1357; Calibrated: 2/20/2020
- Phantom: HAC Test Arch with AMCC; Type: SD HAC P01 BB
- Measurement SW: DASY52, Version 52.10 (4);SEMCAD X Version 14.6.14 (7483)

T-Coil scan (scan for ANSI C63.19 2011 compliance)/W-CDMA Band IV_Rel. 99_Ch. 1312_AMR-WB 6.6 kbps_Port A_ANT1/y (transversal) 4.2mm 50 x 50/ABM Interpolated

SNR(x,y,z) (121x121x1): Interpolated grid: dx=1.000 mm, dy=1.000 mm

Signal Type: Audio File (.wav) 48k_voice_1kHz_1s.wav

Output Gain: 24.07

Measure Window Start: 300ms

Measure Window Length: 1000ms

BWC applied: 0.16 dB

Device Reference Point: 0, 0, -6.3 mm

Cursor:

ABM1/ABM2 = 45.52 dB


ABM1 comp = -2.60 dBA/m

BWC Factor = 0.16 dB

Location: 8.8, 2.5, 3.7 mm

ABM2 = -39.40 dBA/m

Location: 25, -12.5, 3.7 mm



0 dB = 1.000 = 0.00 dB

W-CDMA Band V

Communication System: UID 0, 1@UMTS-FDD (WCDMA) (0); Frequency: 826.4 MHz;Duty Cycle: 1:1

T-Coil scan (scan for ANSI C63.19 2011 compliance)/W-CDMA Band V_Rel. 99_Ch. 4132_AMR-WB 6.6 kbps_Port A_ANT1/z (axial) wideband at best S/N/ABM Freq

Resp(x,y,z,f) (1x1x1): Measurement grid: dx=10mm, dy=10mm

Signal Type: Audio File (.wav) 48k_voice_300-3000_2s.wav

Output Gain: 47.21

Measure Window Start: 300ms

Measure Window Length: 2000ms

BWC applied: 10.80 dB

Device Reference Point: 0, 0, -6.3 mm

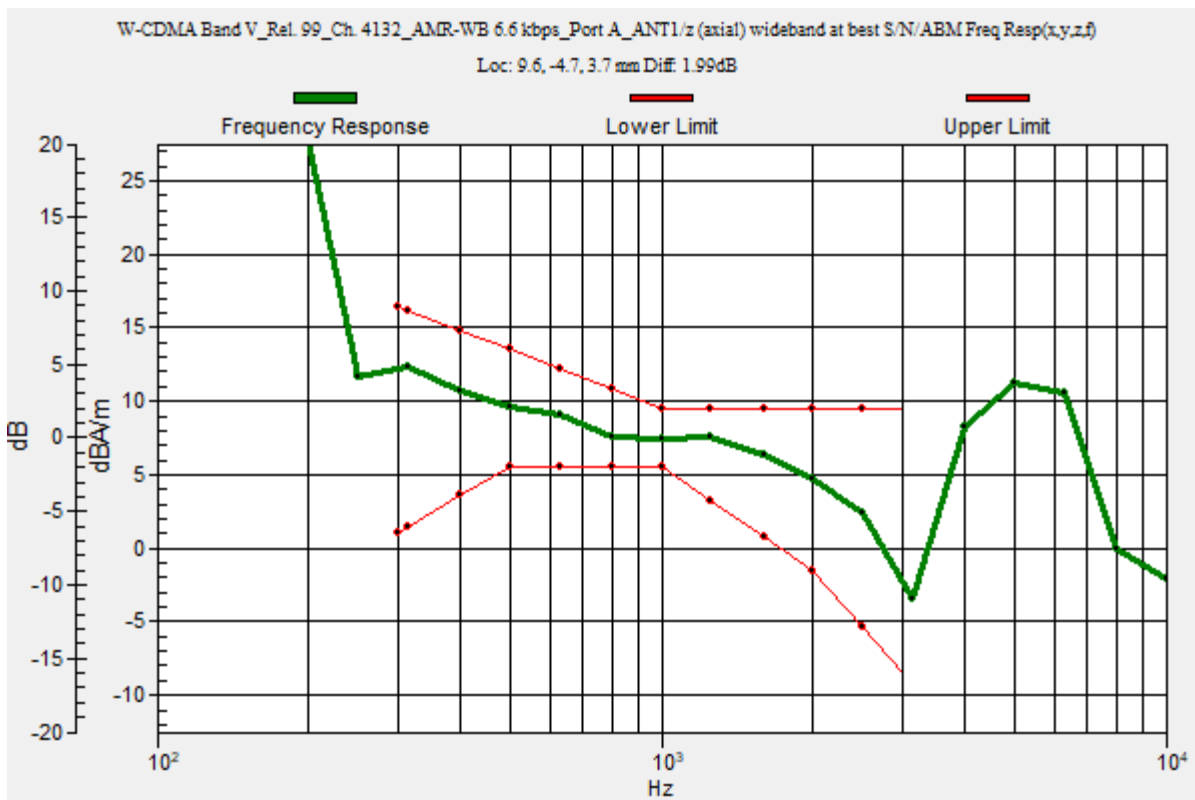
Category	Telephone parameters WD signal quality [(signal+noise)-to-noise ratio in decibels]
Category T1	0 dB to 10 dB
Category T2	10 dB to 20 dB
Category T3	20 dB to 30 dB
Category T4	> 30 dB

Cursor:

Diff = 1.99 dB

BWC Factor = 10.80 dB

Location: 9.6, -4.7, 3.7 mm



W-CDMA Band V

Communication System: UID 0, 1@UMTS-FDD (WCDMA) (0); Frequency: 826.4 MHz; Duty Cycle: 1:1

Phantom section: TCoil Section

DASY5 Configuration:

- Probe: AM1DV3 - 3083; ; Calibrated: 1/20/2020
- Sensor-Surface: 0mm (Fix Surface)
- Electronics: DAE4 Sn1357; Calibrated: 2/20/2020
- Phantom: HAC Test Arch with AMCC; Type: SD HAC P01 BB
- Measurement SW: DASY52, Version 52.10 (4);SEMCAD X Version 14.6.14 (7483)

T-Coil scan (scan for ANSI C63.19 2011 compliance)/W-CDMA Band V_Rel. 99_Ch. 4132_AMR-WB 6.6 kbps_Port A_ANT1/z (axial) 4.2mm 50 x 50/ABM Interpolated

SNR(x,y,z) (121x121x1): Interpolated grid: dx=1.000 mm, dy=1.000 mm

Signal Type: Audio File (.wav) 48k_voice_1kHz_1s.wav

Output Gain: 24.07

Measure Window Start: 300ms

Measure Window Length: 1000ms

BWC applied: 0.16 dB

Device Reference Point: 0, 0, -6.3 mm

Cursor:

ABM1/ABM2 = 49.78 dB


ABM1 comp = 6.00 dBA/m

BWC Factor = 0.16 dB

Location: 9.6, -4.6, 3.7 mm

ABM2 = -33.18 dBA/m

Location: 25, -25, 3.7 mm



0 dB = 1.000 = 0.00 dB

W-CDMA Band V

Communication System: UID 0, 1@UMTS-FDD (WCDMA) (0); Frequency: 826.4 MHz; Duty Cycle: 1:1

Phantom section: TCoil Section

DASY5 Configuration:

- Probe: AM1DV3 - 3083; ; Calibrated: 1/20/2020
- Sensor-Surface: 0mm (Fix Surface)
- Electronics: DAE4 Sn1357; Calibrated: 2/20/2020
- Phantom: HAC Test Arch with AMCC; Type: SD HAC P01 BB
- Measurement SW: DASY52, Version 52.10 (4);SEMCAD X Version 14.6.14 (7483)

T-Coil scan (scan for ANSI C63.19 2011 compliance)/W-CDMA Band V_Rel. 99_Ch. 4132_AMR-WB 6.6 kbps_Port A_ANT1/y (transversal) 4.2mm 50 x 50/ABM Interpolated

SNR(x,y,z) (121x121x1): Interpolated grid: dx=1.000 mm, dy=1.000 mm

Signal Type: Audio File (.wav) 48k_voice_1kHz_1s.wav

Output Gain: 24.07

Measure Window Start: 300ms

Measure Window Length: 1000ms

BWC applied: 0.16 dB

Device Reference Point: 0, 0, -6.3 mm

Cursor:

ABM1/ABM2 = 45.85 dB


ABM1 comp = -2.55 dBA/m

BWC Factor = 0.16 dB

Location: 8.3, 2.9, 3.7 mm

ABM2 = -38.09 dBA/m

Location: 25, -25, 3.7 mm



0 dB = 1.000 = 0.00 dB

CDMA2000 BC0

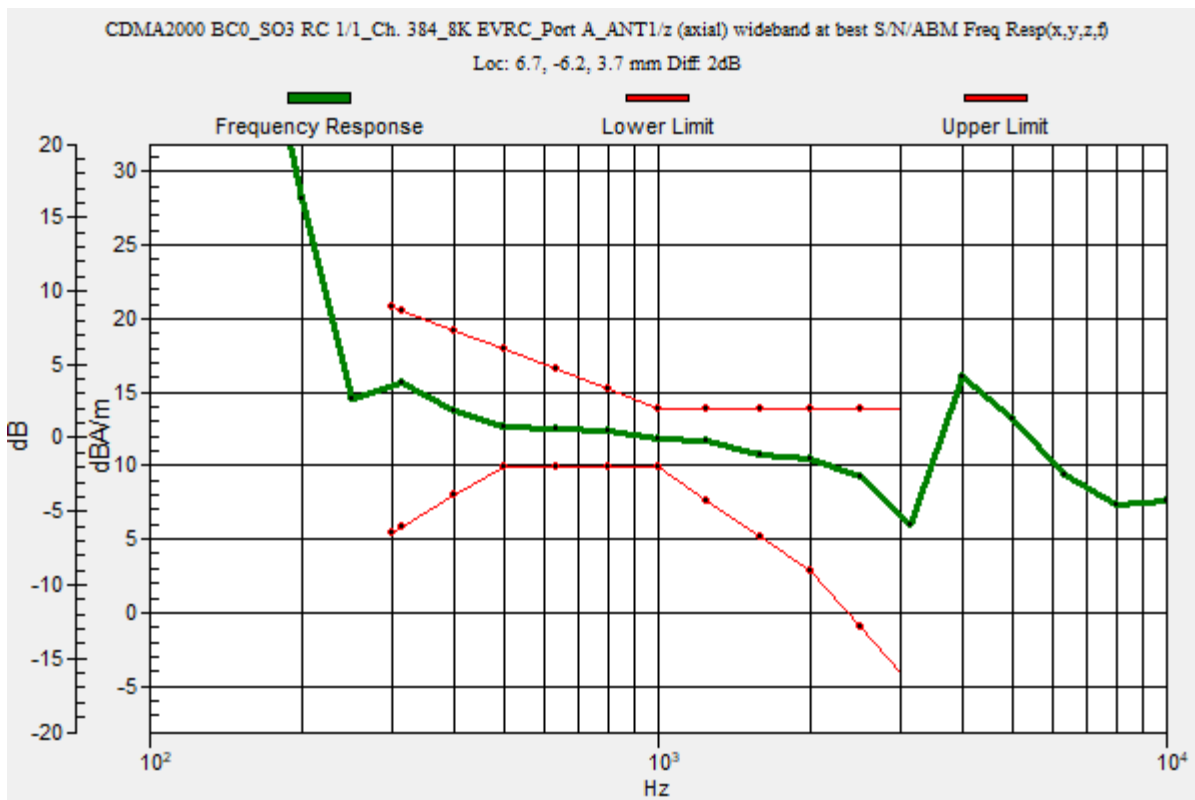
Communication System: UID 0, 1@CDMA2000 (0); Frequency: 836.52 MHz;Duty Cycle: 1:1

T-Coil scan (scan for ANSI C63.19 2011 compliance)/CDMA2000 BC0_SO3 RC 1/1_Ch. 384_8K EVRC_Port A_ANT1/z (axial) wideband at best S/N/ABM Freq Resp(x,y,z,f)

(1x1x1): Measurement grid: dx=10mm, dy=10mm
 Signal Type: Audio File (.wav) 48k_voice_300-3000_2s.wav
 Output Gain: 37.5
 Measure Window Start: 300ms
 Measure Window Length: 2000ms
 BWC applied: 10.80 dB
 Device Reference Point: 0, 0, -6.3 mm

Category	Telephone parameters WD signal quality [(signal+noise)-to-noise ratio in decibels]
Category T1	0 dB to 10 dB
Category T2	10 dB to 20 dB
Category T3	20 dB to 30 dB
Category T4	> 30 dB

Cursor:
 Diff = 2.00 dB
 BWC Factor = 10.80 dB
 Location: 6.7, -6.2, 3.7 mm



CDMA2000 BC0

Communication System: UID 0, 1@CDMA2000 (0); Frequency: 836.52 MHz; Duty Cycle: 1:1

Phantom section: TCoil Section

DASY5 Configuration:

- Probe: AM1DV3 - 3083; ; Calibrated: 1/20/2020
- Sensor-Surface: 0mm (Fix Surface)
- Electronics: DAE4 Sn1357; Calibrated: 2/20/2020
- Phantom: HAC Test Arch with AMCC; Type: SD HAC P01 BB
- Measurement SW: DASY52, Version 52.10 (4);SEMCAD X Version 14.6.14 (7483)

T-Coil scan (scan for ANSI C63.19 2011 compliance)/CDMA2000 BC0_SO3 RC 1/1_Ch. 384_8K EVRC_Port A_ANT1/z (axial) 4.2mm 50 x 50/ABM Interpolated SNR(x,y,z)

(121x121x1): Interpolated grid: dx=1.000 mm, dy=1.000 mm

Signal Type: Audio File (.wav) 48k_voice_1kHz_1s.wav

Output Gain: 19.12

Measure Window Start: 300ms

Measure Window Length: 1000ms

BWC applied: 0.16 dB

Device Reference Point: 0, 0, -6.3 mm

Cursor:

ABM1/ABM2 = 47.42 dB


ABM1 comp = 8.37 dBA/m

BWC Factor = 0.16 dB

Location: 6.7, -6.3, 3.7 mm

ABM2 = -20.30 dBA/m

Location: 25, -25, 3.7 mm



0 dB = 1.000 = 0.00 dB

CDMA2000 BC0

Communication System: UID 0, 1@CDMA2000 (0); Frequency: 836.52 MHz; Duty Cycle: 1:1

Phantom section: TCoil Section

DASY5 Configuration:

- Probe: AM1DV3 - 3083; ; Calibrated: 1/20/2020
- Sensor-Surface: 0mm (Fix Surface)
- Electronics: DAE4 Sn1357; Calibrated: 2/20/2020
- Phantom: HAC Test Arch with AMCC; Type: SD HAC P01 BB
- Measurement SW: DASY52, Version 52.10 (4);SEMCAD X Version 14.6.14 (7483)

T-Coil scan (scan for ANSI C63.19 2011 compliance)/CDMA2000 BC0_SO3 RC 1/1_Ch. 384_8K EVRC_Port A_ANT1/y (transversal) 4.2mm 50 x 50/ABM Interpolated SNR(x,y,z) (121x121x1):

Interpolated grid: dx=1.000 mm, dy=1.000 mm

Signal Type: Audio File (.wav) 48k_voice_1kHz_1s.wav

Output Gain: 19.12

Measure Window Start: 300ms

Measure Window Length: 1000ms

BWC applied: 0.16 dB

Device Reference Point: 0, 0, -6.3 mm

Cursor:

ABM1/ABM2 = 44.03 dB


ABM1 comp = -2.47 dBA/m

BWC Factor = 0.16 dB

Location: 6.7, 7.9, 3.7 mm

ABM2 = -19.38 dBA/m

Location: 25, -16.7, 3.7 mm



0 dB = 1.000 = 0.00 dB

CDMA2000 BC1

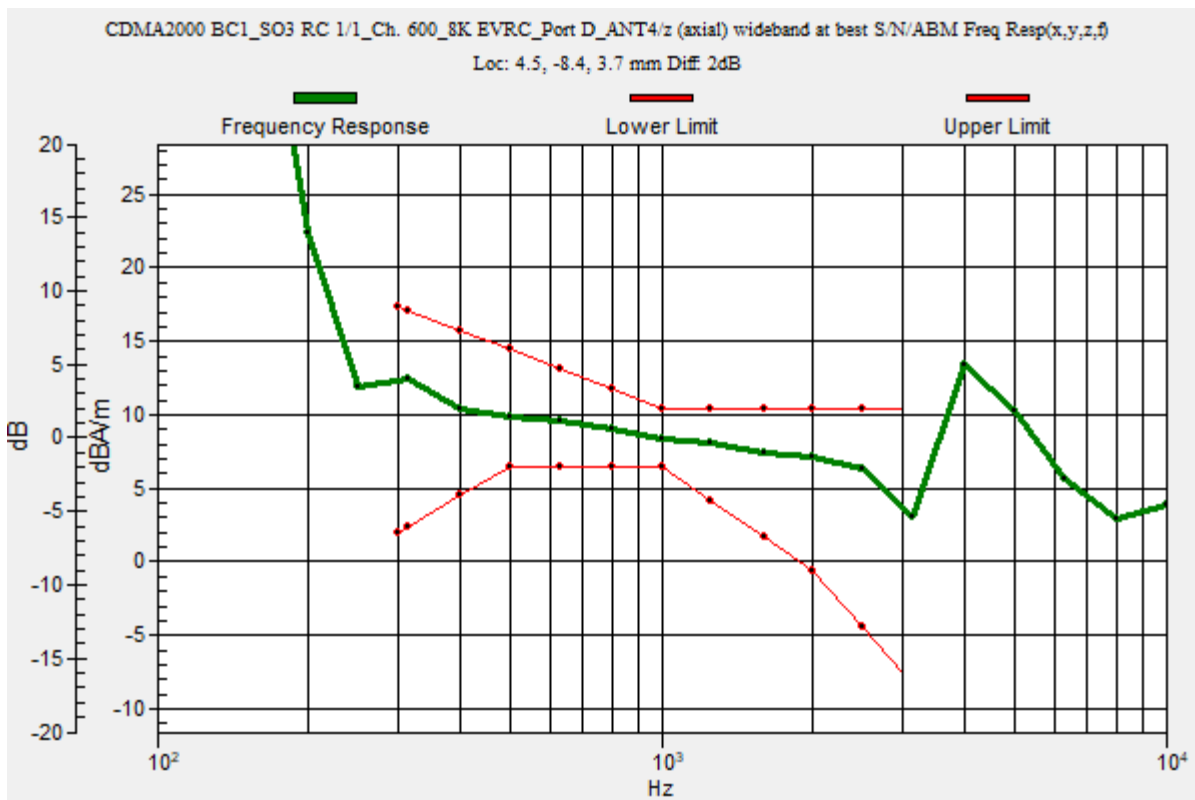
Communication System: UID 0, 1@CDMA2000 (0); Frequency: 1880 MHz;Duty Cycle: 1:1

T-Coil scan (scan for ANSI C63.19 2011 compliance)/CDMA2000 BC1_SO3 RC 1/1_Ch. 600_8K EVRC_Port D_ANT4/z (axial) wideband at best S/N/ABM Freq Resp(x,y,z,f)

(1x1x1): Measurement grid: dx=10mm, dy=10mm
 Signal Type: Audio File (.wav) 48k_voice_300-3000_2s.wav
 Output Gain: 37.5
 Measure Window Start: 300ms
 Measure Window Length: 2000ms
 BWC applied: 10.80 dB
 Device Reference Point: 0, 0, -6.3 mm

Category	Telephone parameters WD signal quality [(signal+noise)-to-noise ratio in decibels]
Category T1	0 dB to 10 dB
Category T2	10 dB to 20 dB
Category T3	20 dB to 30 dB
Category T4	> 30 dB

Cursor:
 Diff = 2.00 dB
 BWC Factor = 10.80 dB
 Location: 4.5, -8.4, 3.7 mm



CDMA2000 BC1

Communication System: UID 0, 1@CDMA2000 (0); Frequency: 1880 MHz; Duty Cycle: 1:1

Phantom section: TCoil Section

DASY5 Configuration:

- Probe: AM1DV3 - 3083; ; Calibrated: 1/20/2020
- Sensor-Surface: 0mm (Fix Surface)
- Electronics: DAE4 Sn1357; Calibrated: 2/20/2020
- Phantom: HAC Test Arch with AMCC; Type: SD HAC P01 BB
- Measurement SW: DASY52, Version 52.10 (4);SEMCAD X Version 14.6.14 (7483)

T-Coil scan (scan for ANSI C63.19 2011 compliance)/CDMA2000 BC1_SO3 RC 1/1_Ch. 600_8K EVRC_Port D_ANT4/z (axial) 4.2mm 50 x 50/ABM Interpolated SNR(x,y,z)

(121x121x1): Interpolated grid: dx=1.000 mm, dy=1.000 mm

Signal Type: Audio File (.wav) 48k_voice_1kHz_1s.wav

Output Gain: 19.12

Measure Window Start: 300ms

Measure Window Length: 1000ms

BWC applied: 0.16 dB

Device Reference Point: 0, 0, -6.3 mm

Cursor:

ABM1/ABM2 = 48.72 dB


ABM1 comp = 4.76 dBA/m

BWC Factor = 0.16 dB

Location: 4.6, -8.3, 3.7 mm

ABM2 = -19.38 dBA/m

Location: 25, -25, 3.7 mm



0 dB = 1.000 = 0.00 dB

CDMA2000 BC1

Communication System: UID 0, 1@CDMA2000 (0); Frequency: 1880 MHz; Duty Cycle: 1:1

Phantom section: TCoil Section

DASY5 Configuration:

- Probe: AM1DV3 - 3083; ; Calibrated: 1/20/2020
- Sensor-Surface: 0mm (Fix Surface)
- Electronics: DAE4 Sn1357; Calibrated: 2/20/2020
- Phantom: HAC Test Arch with AMCC; Type: SD HAC P01 BB
- Measurement SW: DASY52, Version 52.10 (4);SEMCAD X Version 14.6.14 (7483)

T-Coil scan (scan for ANSI C63.19 2011 compliance)/CDMA2000 BC1_SO3 RC 1/1_Ch. 600_8K EVRC_Port D_ANT4/y (transversal) 4.2mm 50 x 50/ABM Interpolated SNR(x,y,z) (121x121x1):

Interpolated grid: dx=1.000 mm, dy=1.000 mm

Signal Type: Audio File (.wav) 48k_voice_1kHz_1s.wav

Output Gain: 19.12

Measure Window Start: 300ms

Measure Window Length: 1000ms

BWC applied: 0.16 dB

Device Reference Point: 0, 0, -6.3 mm

Cursor:

ABM1/ABM2 = 43.66 dB


ABM1 comp = -2.96 dBA/m

BWC Factor = 0.16 dB

Location: 6.3, 7.9, 3.7 mm

ABM2 = -18.95 dBA/m

Location: 25, -16.7, 3.7 mm



0 dB = 1.000 = 0.00 dB

CDMA2000 BC10

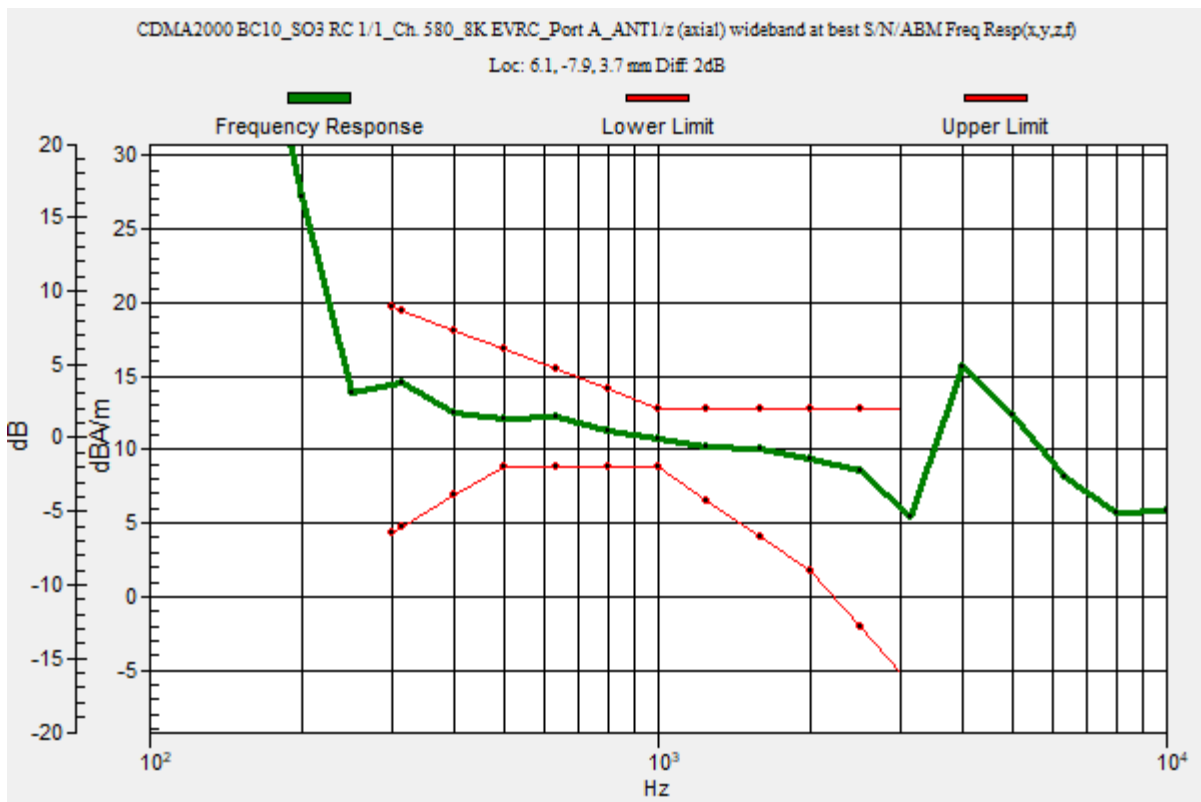
Communication System: UID 0, 1@CDMA2000 (0); Frequency: 820.5 MHz;Duty Cycle: 1:1

T-Coil scan (scan for ANSI C63.19 2011 compliance)/CDMA2000 BC10_SO3 RC 1/1_Ch. 580_8K EVRC_Port A_ANT1/z (axial) wideband at best S/N/ABM Freq Resp(x,y,z,f)

(1x1x1): Measurement grid: dx=10mm, dy=10mm
 Signal Type: Audio File (.wav) 48k_voice_300-3000_2s.wav
 Output Gain: 37.5
 Measure Window Start: 300ms
 Measure Window Length: 2000ms
 BWC applied: 10.80 dB
 Device Reference Point: 0, 0, -6.3 mm

Category	Telephone parameters WD signal quality [(signal+noise)-to-noise ratio in decibels]
Category T1	0 dB to 10 dB
Category T2	10 dB to 20 dB
Category T3	20 dB to 30 dB
Category T4	> 30 dB

Cursor:
 Diff = 2.00 dB
 BWC Factor = 10.80 dB
 Location: 6.1, -7.9, 3.7 mm



CDMA2000 BC10

Communication System: UID 0, 1@CDMA2000 (0); Frequency: 820.5 MHz; Duty Cycle: 1:1

Phantom section: TCoil Section

DASY5 Configuration:

- Probe: AM1DV3 - 3083; ; Calibrated: 1/20/2020
- Sensor-Surface: 0mm (Fix Surface)
- Electronics: DAE4 Sn1357; Calibrated: 2/20/2020
- Phantom: HAC Test Arch with AMCC; Type: SD HAC P01 BB
- Measurement SW: DASY52, Version 52.10 (4);SEMCAD X Version 14.6.14 (7483)

T-Coil scan (scan for ANSI C63.19 2011 compliance)/CDMA2000 BC10_SO3 RC 1/1_Ch. 580_8K EVRC_Port A_ANT1/z (axial) 4.2mm 50 x 50/ABM Interpolated SNR(x,y,z)

(121x121x1): Interpolated grid: dx=1.000 mm, dy=1.000 mm

Signal Type: Audio File (.wav) 48k_voice_1kHz_1s.wav

Output Gain: 19.12

Measure Window Start: 300ms

Measure Window Length: 1000ms

BWC applied: 0.16 dB

Device Reference Point: 0, 0, -6.3 mm

Cursor:

ABM1/ABM2 = 47.55 dB


ABM1 comp = 7.01 dBA/m

BWC Factor = 0.16 dB

Location: 6.3, -7.9, 3.7 mm

ABM2 = -20.43 dBA/m

Location: 25, -25, 3.7 mm



0 dB = 1.000 = 0.00 dB

CDMA2000 BC10

Communication System: UID 0, 1@CDMA2000 (0); Frequency: 820.5 MHz; Duty Cycle: 1:1

Phantom section: TCoil Section

DASY5 Configuration:

- Probe: AM1DV3 - 3083; ; Calibrated: 1/20/2020
- Sensor-Surface: 0mm (Fix Surface)
- Electronics: DAE4 Sn1357; Calibrated: 2/20/2020
- Phantom: HAC Test Arch with AMCC; Type: SD HAC P01 BB
- Measurement SW: DASY52, Version 52.10 (4);SEMCAD X Version 14.6.14 (7483)

T-Coil scan (scan for ANSI C63.19 2011 compliance)/CDMA2000 BC10_SO3 RC 1/1_Ch. 580_8K EVRC_Port A_ANT1/y (transversal) 4.2mm 50 x 50/ABM Interpolated SNR(x,y,z) (121x121x1):

Interpolated grid: dx=1.000 mm, dy=1.000 mm

Signal Type: Audio File (.wav) 48k_voice_1kHz_1s.wav

Output Gain: 19.12

Measure Window Start: 300ms

Measure Window Length: 1000ms

BWC applied: 0.16 dB

Device Reference Point: 0, 0, -6.3 mm

Cursor:

ABM1/ABM2 = 44.45 dB


ABM1 comp = -0.34 dBA/m

BWC Factor = 0.16 dB

Location: 8.3, 6.2, 3.7 mm

ABM2 = -19.56 dBA/m

Location: 25, -16.7, 3.7 mm



0 dB = 1.000 = 0.00 dB

LTE Band 2

Communication System: UID 0, 1@LTE (FDD) (0); Frequency: 1880 MHz;Duty Cycle: 1:1

T-Coil scan (scan for ANSI C63.19 2011 compliance)/LTE Band 2_QPSK_20MHz RB 50/0_Ch 18900_AMR-WB 23.85kbps_Port D_ANT4/z (axial) wideband at best S/N/ABM

Freq Resp(x,y,z,f) (1x1x1): Measurement grid: dx=10mm, dy=10mm

Signal Type: Audio File (.wav) 48k_voice_300-3000_2s.wav

Output Gain: 47.1

Measure Window Start: 300ms

Measure Window Length: 2000ms

BWC applied: 10.80 dB

Device Reference Point: 0, 0, -6.3 mm

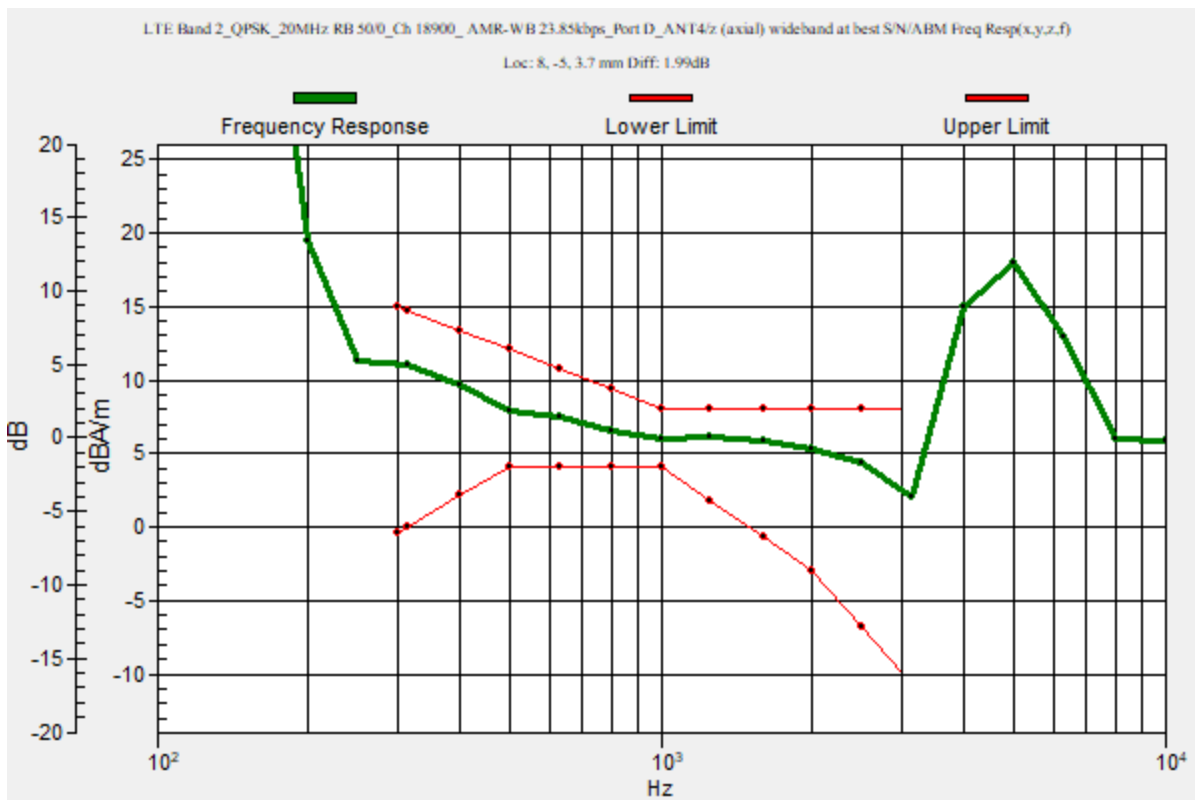
Category	Telephone parameters WD signal quality [(signal+noise)-to-noise ratio in decibels]
Category T1	0 dB to 10 dB
Category T2	10 dB to 20 dB
Category T3	20 dB to 30 dB
Category T4	> 30 dB

Cursor:

Diff = 1.99 dB

BWC Factor = 10.80 dB

Location: 8, -5, 3.7 mm



LTE Band 2

Communication System: UID 0, 1@LTE (FDD) (0); Frequency: 1880 MHz; Duty Cycle: 1:1

Phantom section: TCoil Section

DASY5 Configuration:

- Probe: AM1DV3 - 3092; ; Calibrated: 4/16/2020
- Sensor-Surface: 0mm (Fix Surface)
- Electronics: DAE4 Sn1540; Calibrated: 2/21/2020
- Phantom: HAC Test Arch with AMCC; Type: SD HAC P01 BB
- Measurement SW: DASY52, Version 52.10 (4);SEMCAD X Version 14.6.14 (7483)

T-Coil scan (scan for ANSI C63.19 2011 compliance)/LTE Band 2_QPSK_20MHz RB 50/0_Ch 18900_AMR-WB 23.85kbps_Port D_ANT4/z (axial) Single Point/ABM SNR(x,y,z)

(1x1x1): Measurement grid: dx=10mm, dy=10mm

Signal Type: Audio File (.wav) 48k_voice_1kHz_1s.wav

Output Gain: 24.02

Measure Window Start: 300ms

Measure Window Length: 1000ms

BWC applied: 0.16 dB

Device Reference Point: 0, 0, -6.3 mm

Cursor:

ABM1/ABM2 = 45.53 dB


ABM1 comp = 5.68 dBA/m

BWC Factor = 0.16 dB

Location: 8, -5, 3.7 mm

ABM2 = -39.85 dBA/m

Location: 8, -5, 3.7 mm



0 dB = 1.000 = 0.00 dB

LTE Band 2

Communication System: UID 0, 1@LTE (FDD) (0); Frequency: 1880 MHz; Duty Cycle: 1:1

Phantom section: TCoil Section

DASY5 Configuration:

- Probe: AM1DV3 - 3092; ; Calibrated: 4/16/2020
- Sensor-Surface: 0mm (Fix Surface)
- Electronics: DAE4 Sn1540; Calibrated: 2/21/2020
- Phantom: HAC Test Arch with AMCC; Type: SD HAC P01 BB
- Measurement SW: DASY52, Version 52.10 (4);SEMCAD X Version 14.6.14 (7483)

T-Coil scan (scan for ANSI C63.19 2011 compliance)/LTE Band 2_QPSK_20MHz RB 50/0_Ch 18900_AMR-WB 23.85kbps_Port D_ANT4/y (transversal) Single Point/ABM

SNR(x,y,z) (1x1x1): Measurement grid: dx=10mm, dy=10mm

Signal Type: Audio File (.wav) 48k_voice_1kHz_1s.wav

Output Gain: 24.02

Measure Window Start: 300ms

Measure Window Length: 1000ms

BWC applied: 0.16 dB

Device Reference Point: 0, 0, -6.3 mm

Cursor:

ABM1/ABM2 = 46.10 dB


ABM1 comp = -2.37 dBA/m

BWC Factor = 0.16 dB

Location: 8, 3.8, 3.7 mm

ABM2 = -48.48 dBA/m

Location: 8, 3.8, 3.7 mm



0 dB = 1.000 = 0.00 dB

LTE Band 4

Communication System: UID 0, 1@LTE (FDD) (0); Frequency: 1732.5 MHz;Duty Cycle: 1:1

T-Coil scan (scan for ANSI C63.19 2011 compliance)/LTE Band 4_QPSK_20MHz RB 50/0_Ch 20175_ AMR-WB 23.85kbps_Port D_ANT4/z (axial) wideband at best S/N/ABM

Freq Resp(x,y,z,f) (1x1x1): Measurement grid: dx=10mm, dy=10mm

Signal Type: Audio File (.wav) 48k_voice_300-3000_2s.wav

Output Gain: 47.1

Measure Window Start: 300ms

Measure Window Length: 2000ms

BWC applied: 10.80 dB

Device Reference Point: 0, 0, -6.3 mm

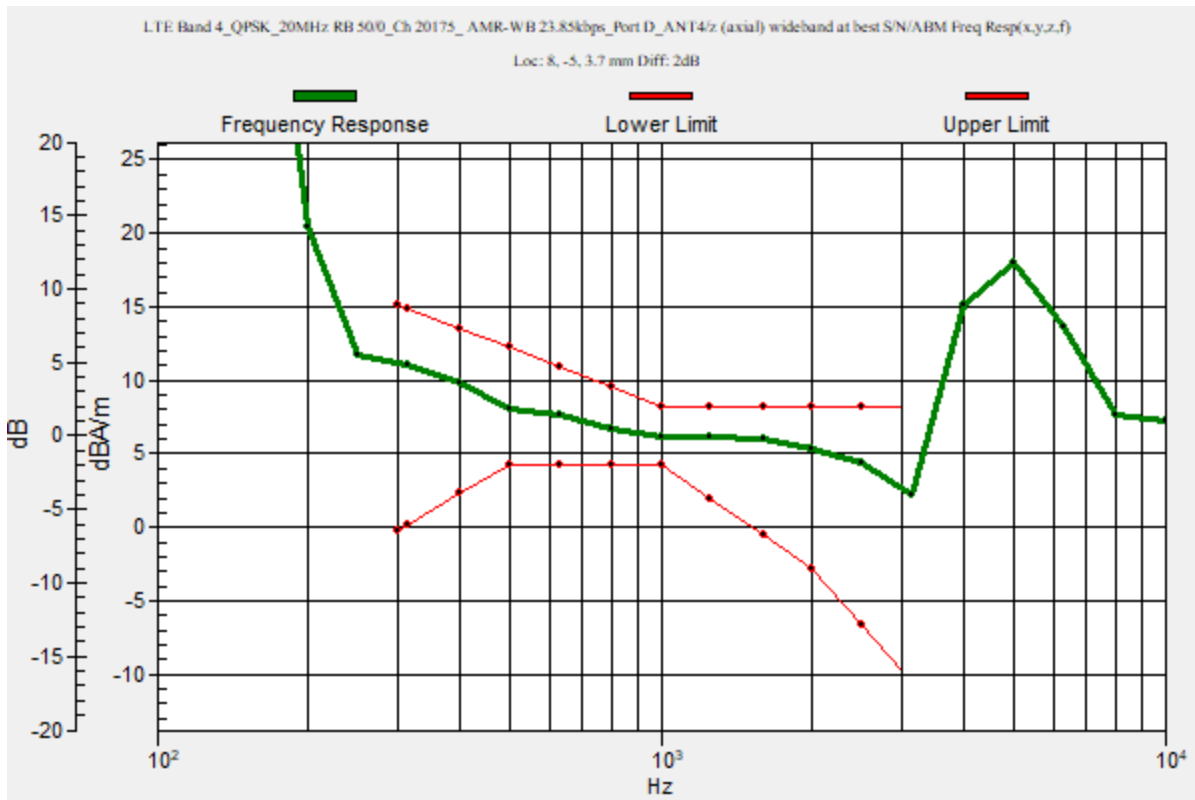
Category	Telephone parameters WD signal quality [(signal+noise)-to-noise ratio in decibels]
Category T1	0 dB to 10 dB
Category T2	10 dB to 20 dB
Category T3	20 dB to 30 dB
Category T4	> 30 dB

Cursor:

Diff = 2.00 dB

BWC Factor = 10.80 dB

Location: 8, -5, 3.7 mm



LTE Band 4

Communication System: UID 0, 1@LTE (FDD) (0); Frequency: 1732.5 MHz; Duty Cycle: 1:1

Phantom section: TCoil Section

DASY5 Configuration:

- Probe: AM1DV3 - 3092; ; Calibrated: 4/16/2020
- Sensor-Surface: 0mm (Fix Surface)
- Electronics: DAE4 Sn1540; Calibrated: 2/21/2020
- Phantom: HAC Test Arch with AMCC; Type: SD HAC P01 BB
- Measurement SW: DASY52, Version 52.10 (4);SEMCAD X Version 14.6.14 (7483)

T-Coil scan (scan for ANSI C63.19 2011 compliance)/LTE Band 4_QPSK_20MHz RB 50/0_Ch 20175_AMR-WB 23.85kbps_Port D_ANT4/z (axial) Single Point/ABM SNR(x,y,z)

(1x1x1): Measurement grid: dx=10mm, dy=10mm

Signal Type: Audio File (.wav) 48k_voice_1kHz_1s.wav

Output Gain: 24.02

Measure Window Start: 300ms

Measure Window Length: 1000ms

BWC applied: 0.16 dB

Device Reference Point: 0, 0, -6.3 mm

Cursor:

ABM1/ABM2 = 44.44 dB


ABM1 comp = 5.84 dBA/m

BWC Factor = 0.16 dB

Location: 8, -5, 3.7 mm

ABM2 = -38.61 dBA/m

Location: 8, -5, 3.7 mm



0 dB = 1.000 = 0.00 dB

LTE Band 4

Communication System: UID 0, 1@LTE (FDD) (0); Frequency: 1732.5 MHz; Duty Cycle: 1:1

Phantom section: TCoil Section

DASY5 Configuration:

- Probe: AM1DV3 - 3092; ; Calibrated: 4/16/2020
- Sensor-Surface: 0mm (Fix Surface)
- Electronics: DAE4 Sn1540; Calibrated: 2/21/2020
- Phantom: HAC Test Arch with AMCC; Type: SD HAC P01 BB
- Measurement SW: DASY52, Version 52.10 (4);SEMCAD X Version 14.6.14 (7483)

T-Coil scan (scan for ANSI C63.19 2011 compliance)/LTE Band 4_QPSK_20MHz RB 50/0_Ch 20175_AMR-WB 23.85kbps_Port D_ANT4/y (transversal) Single Point/ABM

SNR(x,y,z) (1x1x1): Measurement grid: dx=10mm, dy=10mm

Signal Type: Audio File (.wav) 48k_voice_1kHz_1s.wav

Output Gain: 24.02

Measure Window Start: 300ms

Measure Window Length: 1000ms

BWC applied: 0.16 dB

Device Reference Point: 0, 0, -6.3 mm

Cursor:

ABM1/ABM2 = 41.55 dB


ABM1 comp = -2.47 dBA/m

BWC Factor = 0.16 dB

Location: 8, 3.8, 3.7 mm

ABM2 = -44.02 dBA/m

Location: 8, 3.8, 3.7 mm



0 dB = 1.000 = 0.00 dB

LTE Band 5

Communication System: UID 0, 1@LTE (FDD) (0); Frequency: 836.5 MHz;Duty Cycle: 1:1

T-Coil scan (scan for ANSI C63.19 2011 compliance)/LTE Band 5_QPSK_10MHz RB 25/0_Ch 20525_AMR-WB 23.85kbps_Port A_ANT1/z (axial) wideband at best S/N/ABM

Freq Resp(x,y,z,f) (1x1x1): Measurement grid: dx=10mm, dy=10mm

Signal Type: Audio File (.wav) 48k_voice_300-3000_2s.wav

Output Gain: 47.1

Measure Window Start: 300ms

Measure Window Length: 2000ms

BWC applied: 10.80 dB

Device Reference Point: 0, 0, -6.3 mm

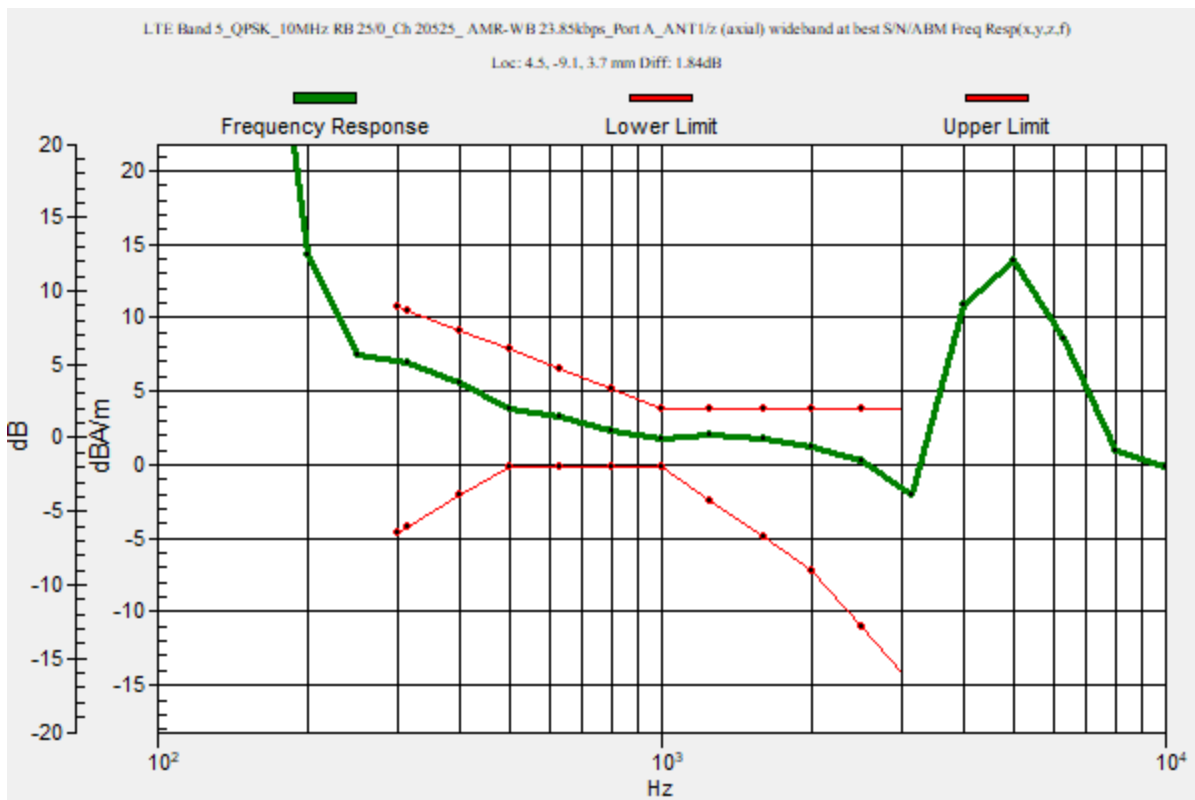
Category	Telephone parameters WD signal quality [(signal+noise)-to-noise ratio in decibels]
Category T1	0 dB to 10 dB
Category T2	10 dB to 20 dB
Category T3	20 dB to 30 dB
Category T4	> 30 dB

Cursor:

Diff = 1.84 dB

BWC Factor = 10.80 dB

Location: 4.5, -9.1, 3.7 mm



LTE Band 5

Communication System: UID 0, 1@LTE (FDD) (0); Frequency: 836.5 MHz; Duty Cycle: 1:1

Phantom section: TCoil Section

DASY5 Configuration:


- Probe: AM1DV3 - 3092; ; Calibrated: 4/16/2020
- Sensor-Surface: 0mm (Fix Surface)
- Electronics: DAE4 Sn1540; Calibrated: 2/21/2020
- Phantom: HAC Test Arch with AMCC; Type: SD HAC P01 BB
- Measurement SW: DASY52, Version 52.10 (4);SEMCAD X Version 14.6.14 (7483)

T-Coil scan (scan for ANSI C63.19 2011 compliance)/LTE Band 5_QPSK_10MHz RB 25/0_Ch 20525_AMR-WB 23.85kbps_Port A_ANT1/z (axial) Single Point/ABM SNR(x,y,z) (1x1x1):

Measurement grid: dx=10mm, dy=10mm
Signal Type: Audio File (.wav) 48k_voice_1kHz_1s.wav
Output Gain: 24.02
Measure Window Start: 300ms
Measure Window Length: 1000ms
BWC applied: 0.16 dB
Device Reference Point: 0, 0, -6.3 mm

Cursor:

ABM1/ABM2 = 47.38 dB
ABM1 comp = 1.41 dBA/m
BWC Factor = 0.16 dB
Location: 4.5, -9.1, 3.7 mm
ABM2 = -45.96 dBA/m
Location: 4.5, -9.1, 3.7 mm



0 dB = 1.000 = 0.00 dB

LTE Band 5

Communication System: UID 0, 1@LTE (FDD) (0); Frequency: 836.5 MHz; Duty Cycle: 1:1

Phantom section: TCoil Section

DASY5 Configuration:

- Probe: AM1DV3 - 3092; ; Calibrated: 4/16/2020
- Sensor-Surface: 0mm (Fix Surface)
- Electronics: DAE4 Sn1540; Calibrated: 2/21/2020
- Phantom: HAC Test Arch with AMCC; Type: SD HAC P01 BB
- Measurement SW: DASY52, Version 52.10 (4);SEMCAD X Version 14.6.14 (7483)

T-Coil scan (scan for ANSI C63.19 2011 compliance)/LTE Band 5_QPSK_10MHz RB 25/0_Ch 20525_AMR-WB 23.85kbps_Port A_ANT1/y (transversal) Single Point/ABM

SNR(x,y,z) (1x1x1): Measurement grid: dx=10mm, dy=10mm

Signal Type: Audio File (.wav) 48k_voice_1kHz_1s.wav

Output Gain: 24.02

Measure Window Start: 300ms

Measure Window Length: 1000ms

BWC applied: 0.16 dB

Device Reference Point: 0, 0, -6.3 mm

Cursor:

ABM1/ABM2 = 40.17 dB


ABM1 comp = -2.51 dBA/m

BWC Factor = 0.16 dB

Location: 7.6, 1.5, 3.7 mm

ABM2 = -42.67 dBA/m

Location: 7.6, 1.5, 3.7 mm



0 dB = 1.000 = 0.00 dB

LTE Band 7

Communication System: UID 0, 1@LTE (FDD) (0); Frequency: 2535 MHz;Duty Cycle: 1:1

T-Coil scan (scan for ANSI C63.19 2011 compliance)/LTE Band 7_QPSK_20MHz RB 50/0_Ch 21100_AMR-WB 23.85kbps_Port D_ANT4/z (axial) wideband at best S/N/ABM

Freq Resp(x,y,z,f) (1x1x1): Measurement grid: dx=10mm, dy=10mm

Signal Type: Audio File (.wav) 48k_voice_300-3000_2s.wav

Output Gain: 47.1

Measure Window Start: 300ms

Measure Window Length: 2000ms

BWC applied: 10.80 dB

Device Reference Point: 0, 0, -6.3 mm

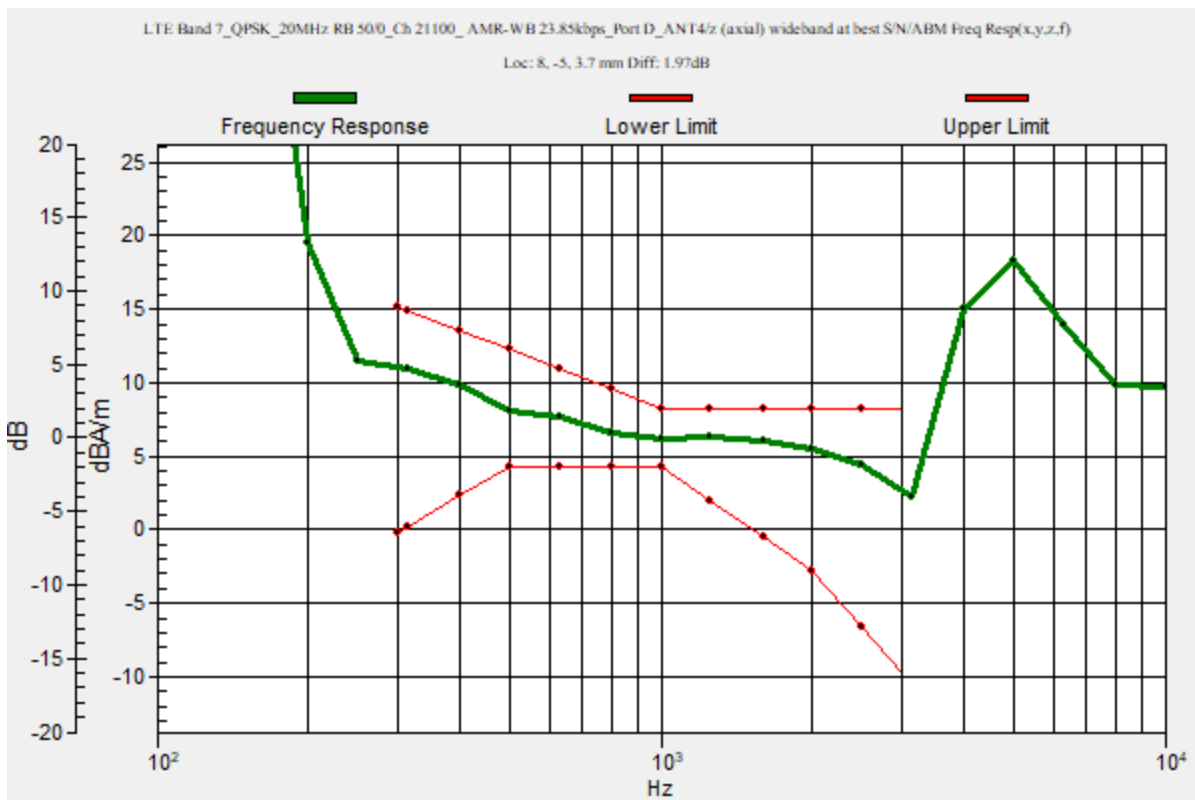
Category	Telephone parameters WD signal quality [(signal+noise)-to-noise ratio in decibels]
Category T1	0 dB to 10 dB
Category T2	10 dB to 20 dB
Category T3	20 dB to 30 dB
Category T4	> 30 dB

Cursor:

Diff = 1.97 dB

BWC Factor = 10.80 dB

Location: 8, -5, 3.7 mm



LTE Band 7

Communication System: UID 0, 1@LTE (FDD) (0); Frequency: 2535 MHz; Duty Cycle: 1:1

Phantom section: TCoil Section

DASY5 Configuration:

- Probe: AM1DV3 - 3092; ; Calibrated: 4/16/2020
- Sensor-Surface: 0mm (Fix Surface)
- Electronics: DAE4 Sn1540; Calibrated: 2/21/2020
- Phantom: HAC Test Arch with AMCC; Type: SD HAC P01 BB
- Measurement SW: DASY52, Version 52.10 (4);SEMCAD X Version 14.6.14 (7483)

T-Coil scan (scan for ANSI C63.19 2011 compliance)/LTE Band 7_QPSK_20MHz RB 50/0_Ch 21100_AMR-WB 23.85kbps_Port D_ANT4/z (axial) Single Point/ABM SNR(x,y,z)

(1x1x1): Measurement grid: dx=10mm, dy=10mm

Signal Type: Audio File (.wav) 48k_voice_1kHz_1s.wav

Output Gain: 24.02

Measure Window Start: 300ms

Measure Window Length: 1000ms

BWC applied: 0.16 dB

Device Reference Point: 0, 0, -6.3 mm

Cursor:

ABM1/ABM2 = 44.41 dB


ABM1 comp = 5.79 dBA/m

BWC Factor = 0.16 dB

Location: 8, -5, 3.7 mm

ABM2 = -38.62 dBA/m

Location: 8, -5, 3.7 mm



0 dB = 1.000 = 0.00 dB

LTE Band 7

Communication System: UID 0, 1@LTE (FDD) (0); Frequency: 2535 MHz; Duty Cycle: 1:1

Phantom section: TCoil Section

DASY5 Configuration:

- Probe: AM1DV3 - 3092; ; Calibrated: 4/16/2020
- Sensor-Surface: 0mm (Fix Surface)
- Electronics: DAE4 Sn1540; Calibrated: 2/21/2020
- Phantom: HAC Test Arch with AMCC; Type: SD HAC P01 BB
- Measurement SW: DASY52, Version 52.10 (4);SEMCAD X Version 14.6.14 (7483)

T-Coil scan (scan for ANSI C63.19 2011 compliance)/LTE Band 7_QPSK_20MHz RB 50/0_Ch 21100_AMR-WB 23.85kbps_Port D_ANT4/y (transversal) Single Point/ABM

SNR(x,y,z) (1x1x1): Measurement grid: dx=10mm, dy=10mm

Signal Type: Audio File (.wav) 48k_voice_1kHz_1s.wav

Output Gain: 24.02

Measure Window Start: 300ms

Measure Window Length: 1000ms

BWC applied: 0.16 dB

Device Reference Point: 0, 0, -6.3 mm

Cursor:

ABM1/ABM2 = 40.59 dB


ABM1 comp = -2.48 dBA/m

BWC Factor = 0.16 dB

Location: 8, 3.8, 3.7 mm

ABM2 = -43.07 dBA/m

Location: 8, 3.8, 3.7 mm



0 dB = 1.000 = 0.00 dB

LTE Band 12

Communication System: UID 0, 1@LTE (FDD) (0); Frequency: 707.5 MHz;Duty Cycle: 1:1

T-Coil scan (scan for ANSI C63.19 2011 compliance)/LTE Band 12_QPSK_10MHz RB 25/0_Ch 23095_AMR-WB 23.85kbps_Port A_ANT1/z (axial) wideband at best S/N/ABM

Freq Resp(x,y,z,f) (1x1x1): Measurement grid: dx=10mm, dy=10mm

Signal Type: Audio File (.wav) 48k_voice_300-3000_2s.wav

Output Gain: 47.1

Measure Window Start: 300ms

Measure Window Length: 2000ms

BWC applied: 10.80 dB

Device Reference Point: 0, 0, -6.3 mm

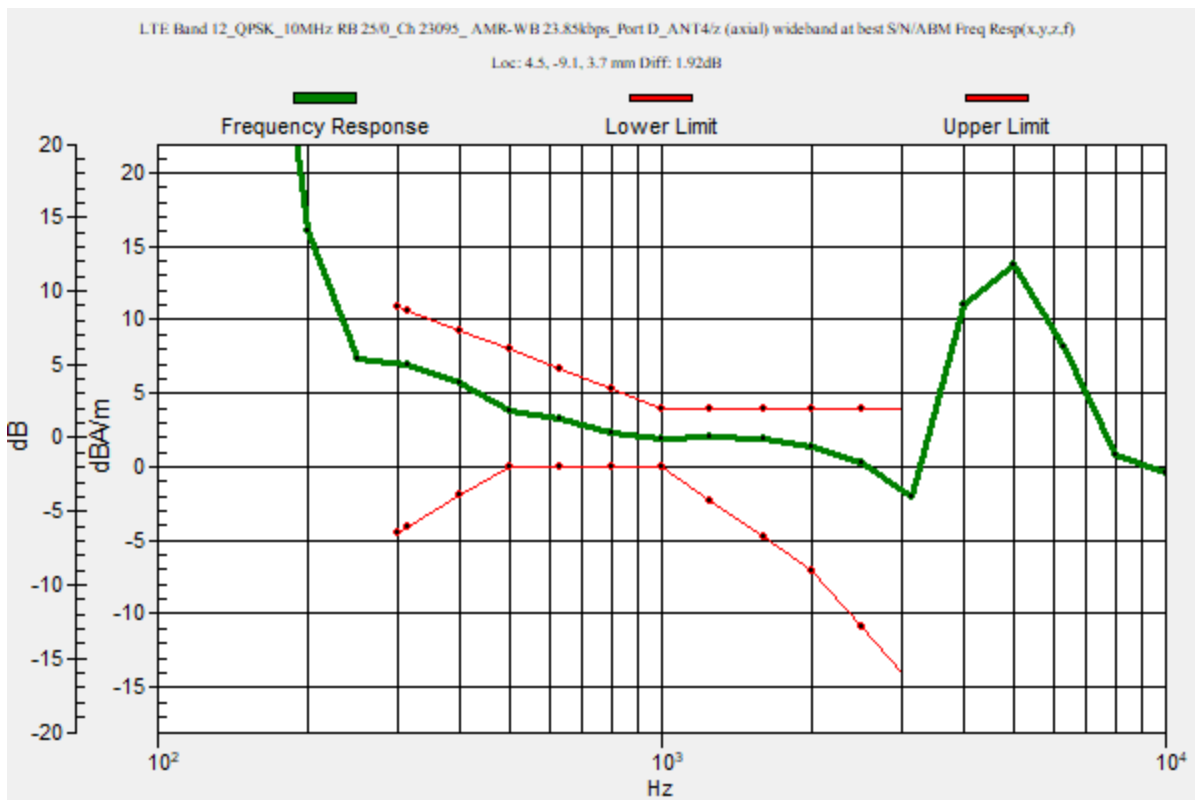
Category	Telephone parameters WD signal quality [(signal+noise)-to-noise ratio in decibels]
Category T1	0 dB to 10 dB
Category T2	10 dB to 20 dB
Category T3	20 dB to 30 dB
Category T4	> 30 dB

Cursor:

Diff = 1.92 dB

BWC Factor = 10.80 dB

Location: 4.5, -9.1, 3.7 mm



LTE Band 12

Communication System: UID 0, 1@LTE (FDD) (0); Frequency: 707.5 MHz; Duty Cycle: 1:1

Phantom section: TCoil Section

DASY5 Configuration:

- Probe: AM1DV3 - 3092; ; Calibrated: 4/16/2020
- Sensor-Surface: 0mm (Fix Surface)
- Electronics: DAE4 Sn1540; Calibrated: 2/21/2020
- Phantom: HAC Test Arch with AMCC; Type: SD HAC P01 BB
- Measurement SW: DASY52, Version 52.10 (4);SEMCAD X Version 14.6.14 (7483)

T-Coil scan (scan for ANSI C63.19 2011 compliance)/LTE Band 12_QPSK_10MHz RB 25/0_Ch 23095_AMR-WB 23.85kbps_Port A_ANT1/z (axial) 4.2mm 50 x 50/ABM Interpolated SNR(x,y,z) (121x121x1): Interpolated grid: dx=1.000 mm, dy=1.000 mm

Signal Type: Audio File (.wav) 48k_voice_1kHz_1s.wav

Output Gain: 24.02

Measure Window Start: 300ms

Measure Window Length: 1000ms

BWC applied: 0.16 dB

Device Reference Point: 0, 0, -6.3 mm

Cursor:

ABM1/ABM2 = 47.27 dB


ABM1 comp = 1.42 dBA/m

BWC Factor = 0.16 dB

Location: 4.6, -9.2, 3.7 mm

ABM2 = -33.23 dBA/m

Location: 8.3, -25, 3.7 mm



0 dB = 1.000 = 0.00 dB

LTE Band 12

Communication System: UID 0, 1@LTE (FDD) (0); Frequency: 707.5 MHz; Duty Cycle: 1:1

Phantom section: TCoil Section

DASY5 Configuration:

- Probe: AM1DV3 - 3092; ; Calibrated: 4/16/2020
- Sensor-Surface: 0mm (Fix Surface)
- Electronics: DAE4 Sn1540; Calibrated: 2/21/2020
- Phantom: HAC Test Arch with AMCC; Type: SD HAC P01 BB
- Measurement SW: DASY52, Version 52.10 (4);SEMCAD X Version 14.6.14 (7483)

T-Coil scan (scan for ANSI C63.19 2011 compliance)/LTE Band 12_QPSK_10MHz RB 25/0_Ch 23095_AMR-WB 23.85kbps_Port A_ANT1/y (transversal) 4.2mm 50 x 50/ABM Interpolated SNR(x,y,z) (121x121x1): Interpolated grid: dx=1.000 mm, dy=1.000 mm

Signal Type: Audio File (.wav) 48k_voice_1kHz_1s.wav

Output Gain: 24.02

Measure Window Start: 300ms

Measure Window Length: 1000ms

BWC applied: 0.16 dB

Device Reference Point: 0, 0, -6.3 mm

Cursor:

ABM1/ABM2 = 47.16 dB


ABM1 comp = -2.25 dBA/m

BWC Factor = 0.16 dB

Location: 7.5, 1.7, 3.7 mm

ABM2 = -35.85 dBA/m

Location: 25, -20.8, 3.7 mm



0 dB = 1.000 = 0.00 dB

LTE Band 13

Communication System: UID 0, 1@LTE (FDD) (0); Frequency: 782 MHz;Duty Cycle: 1:1

T-Coil scan (scan for ANSI C63.19 2011 compliance)/LTE Band 13_QPSK_10MHz RB 25/0_Ch 23230_AMR-WB 23.85kbps_Port A_ANT1/z (axial) wideband at best S/N/ABM

Freq Resp(x,y,z,f) (1x1x1): Measurement grid: dx=10mm, dy=10mm

Signal Type: Audio File (.wav) 48k_voice_300-3000_2s.wav

Output Gain: 47.1

Measure Window Start: 300ms

Measure Window Length: 2000ms

BWC applied: 10.80 dB

Device Reference Point: 0, 0, -6.3 mm

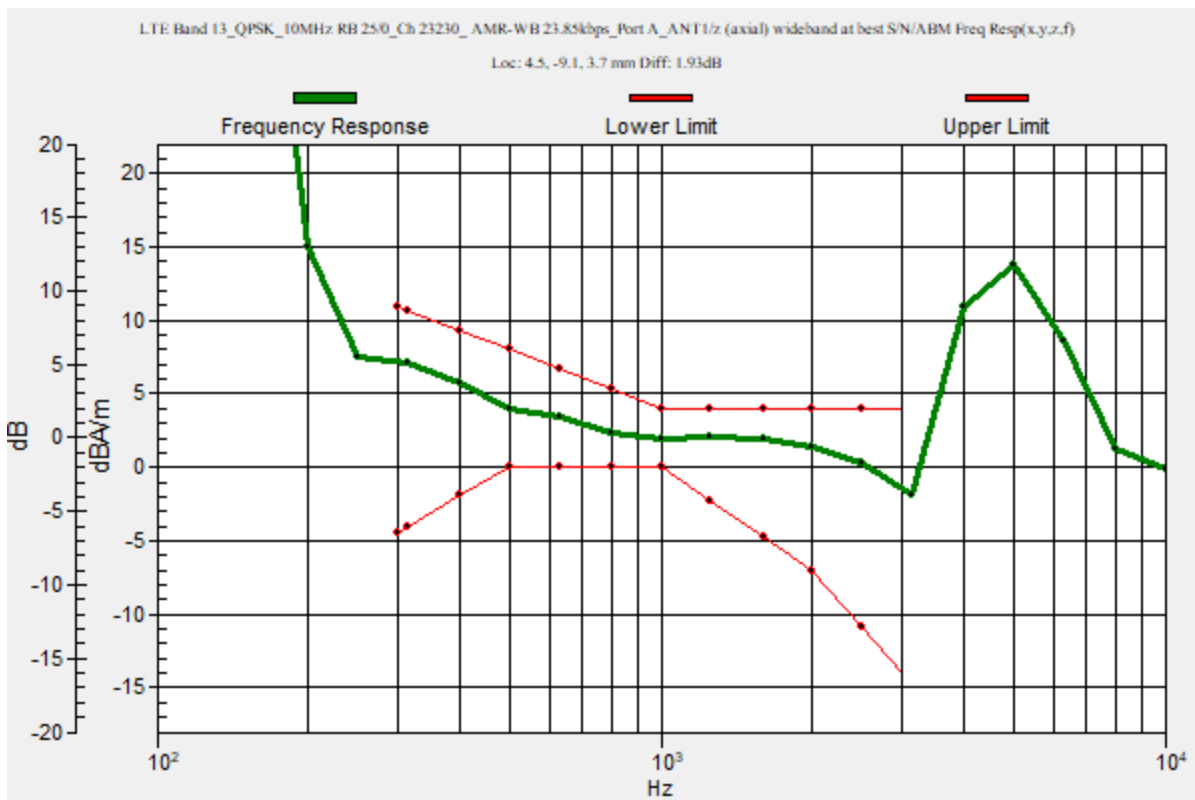
Category	Telephone parameters WD signal quality [(signal+noise)-to-noise ratio in decibels]
Category T1	0 dB to 10 dB
Category T2	10 dB to 20 dB
Category T3	20 dB to 30 dB
Category T4	> 30 dB

Cursor:

Diff = 1.93 dB

BWC Factor = 10.80 dB

Location: 4.5, -9.1, 3.7 mm



LTE Band 13

Communication System: UID 0, 1@LTE (FDD) (0); Frequency: 782 MHz; Duty Cycle: 1:1

Phantom section: TCoil Section

DASY5 Configuration:

- Probe: AM1DV3 - 3092; ; Calibrated: 4/16/2020
- Sensor-Surface: 0mm (Fix Surface)
- Electronics: DAE4 Sn1540; Calibrated: 2/21/2020
- Phantom: HAC Test Arch with AMCC; Type: SD HAC P01 BB
- Measurement SW: DASY52, Version 52.10 (4);SEMCAD X Version 14.6.14 (7483)

T-Coil scan (scan for ANSI C63.19 2011 compliance)/LTE Band 13_QPSK_10MHz RB 25/0_Ch 23230_AMR-WB 23.85kbps_Port A_ANT1/z (axial) Single Point/ABM SNR(x,y,z)

(1x1x1): Measurement grid: dx=10mm, dy=10mm

Signal Type: Audio File (.wav) 48k_voice_1kHz_1s.wav

Output Gain: 24.02

Measure Window Start: 300ms

Measure Window Length: 1000ms

BWC applied: 0.16 dB

Device Reference Point: 0, 0, -6.3 mm

Cursor:

ABM1/ABM2 = 47.67 dB


ABM1 comp = 1.49 dBA/m

BWC Factor = 0.16 dB

Location: 4.5, -9.1, 3.7 mm

ABM2 = -46.18 dBA/m

Location: 4.5, -9.1, 3.7 mm



0 dB = 1.000 = 0.00 dB

LTE Band 13

Communication System: UID 0, 1@LTE (FDD) (0); Frequency: 782 MHz; Duty Cycle: 1:1

Phantom section: TCoil Section

DASY5 Configuration:

- Probe: AM1DV3 - 3092; ; Calibrated: 4/16/2020
- Sensor-Surface: 0mm (Fix Surface)
- Electronics: DAE4 Sn1540; Calibrated: 2/21/2020
- Phantom: HAC Test Arch with AMCC; Type: SD HAC P01 BB
- Measurement SW: DASY52, Version 52.10 (4);SEMCAD X Version 14.6.14 (7483)

T-Coil scan (scan for ANSI C63.19 2011 compliance)/LTE Band 13_QPSK_10MHz RB 25/0_Ch 23230_AMR-WB 23.85kbps_Port A_ANT1/y (transversal) Single Point/ABM

SNR(x,y,z) (1x1x1): Measurement grid: dx=10mm, dy=10mm

Signal Type: Audio File (.wav) 48k_voice_1kHz_1s.wav

Output Gain: 24.02

Measure Window Start: 300ms

Measure Window Length: 1000ms

BWC applied: 0.16 dB

Device Reference Point: 0, 0, -6.3 mm

Cursor:

ABM1/ABM2 = 40.40 dB


ABM1 comp = -2.35 dBA/m

BWC Factor = 0.16 dB

Location: 7.6, 1.5, 3.7 mm

ABM2 = -42.75 dBA/m

Location: 7.6, 1.5, 3.7 mm



0 dB = 1.000 = 0.00 dB

LTE Band 14

Communication System: UID 0, 1@LTE (FDD) (0); Frequency: 793 MHz;Duty Cycle: 1:1

T-Coil scan (scan for ANSI C63.19 2011 compliance)/LTE Band 14_QPSK_10MHz RB 25/0_Ch 23330_AMR-WB 23.85kbps_Port A_ANT1/z (axial) wideband at best S/N/ABM

Freq Resp(x,y,z,f) (1x1x1): Measurement grid: dx=10mm, dy=10mm

Signal Type: Audio File (.wav) 48k_voice_300-3000_2s.wav

Output Gain: 47.1

Measure Window Start: 300ms

Measure Window Length: 2000ms

BWC applied: 10.80 dB

Device Reference Point: 0, 0, -6.3 mm

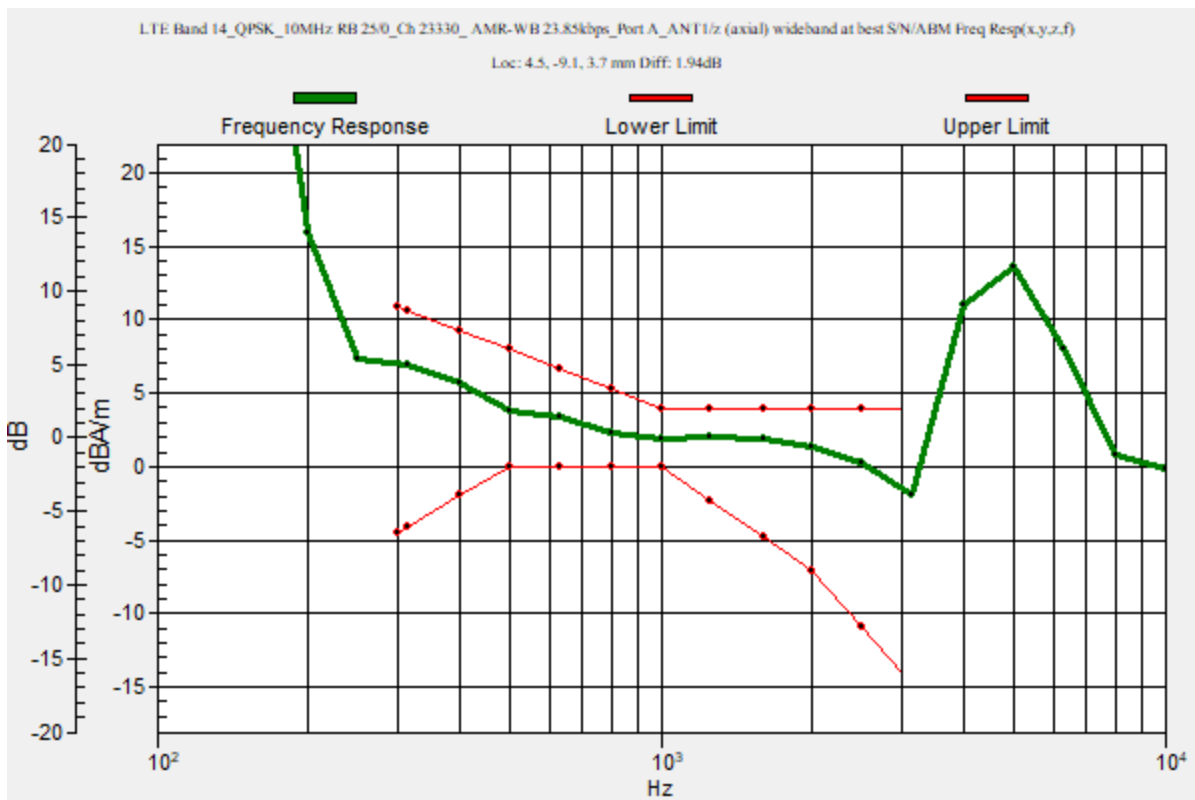
Category	Telephone parameters WD signal quality [(signal+noise)-to-noise ratio in decibels]
Category T1	0 dB to 10 dB
Category T2	10 dB to 20 dB
Category T3	20 dB to 30 dB
Category T4	> 30 dB

Cursor:

Diff = 1.94 dB

BWC Factor = 10.80 dB

Location: 4.5, -9.1, 3.7 mm



LTE Band 14

Communication System: UID 0, 1@LTE (FDD) (0); Frequency: 793 MHz; Duty Cycle: 1:1

Phantom section: TCoil Section

DASY5 Configuration:

- Probe: AM1DV3 - 3092; ; Calibrated: 4/16/2020
- Sensor-Surface: 0mm (Fix Surface)
- Electronics: DAE4 Sn1540; Calibrated: 2/21/2020
- Phantom: HAC Test Arch with AMCC; Type: SD HAC P01 BB
- Measurement SW: DASY52, Version 52.10 (4);SEMCAD X Version 14.6.14 (7483)

T-Coil scan (scan for ANSI C63.19 2011 compliance)/LTE Band 14_QPSK_10MHz RB 25/0_Ch 23330_AMR-WB 23.85kbps_Port A_ANT1/z (axial) Single Point/ABM SNR(x,y,z)

(1x1x1): Measurement grid: dx=10mm, dy=10mm

Signal Type: Audio File (.wav) 48k_voice_1kHz_1s.wav

Output Gain: 24.02

Measure Window Start: 300ms

Measure Window Length: 1000ms

BWC applied: 0.16 dB

Device Reference Point: 0, 0, -6.3 mm

Cursor:

ABM1/ABM2 = 47.76 dB


ABM1 comp = 1.38 dBA/m

BWC Factor = 0.16 dB

Location: 4.5, -9.1, 3.7 mm

ABM2 = -46.38 dBA/m

Location: 4.5, -9.1, 3.7 mm



0 dB = 1.000 = 0.00 dB

LTE Band 14

Communication System: UID 0, 1@LTE (FDD) (0); Frequency: 793 MHz; Duty Cycle: 1:1

Phantom section: TCoil Section

DASY5 Configuration:

- Probe: AM1DV3 - 3092; ; Calibrated: 4/16/2020
- Sensor-Surface: 0mm (Fix Surface)
- Electronics: DAE4 Sn1540; Calibrated: 2/21/2020
- Phantom: HAC Test Arch with AMCC; Type: SD HAC P01 BB
- Measurement SW: DASY52, Version 52.10 (4);SEMCAD X Version 14.6.14 (7483)

T-Coil scan (scan for ANSI C63.19 2011 compliance)/LTE Band 14_QPSK_10MHz RB 25/0_Ch 23330_AMR-WB 23.85kbps_Port A_ANT1/y (transversal) Single Point/ABM

SNR(x,y,z) (1x1x1): Measurement grid: dx=10mm, dy=10mm

Signal Type: Audio File (.wav) 48k_voice_1kHz_1s.wav

Output Gain: 24.02

Measure Window Start: 300ms

Measure Window Length: 1000ms

BWC applied: 0.16 dB

Device Reference Point: 0, 0, -6.3 mm

Cursor:

ABM1/ABM2 = 40.52 dB


ABM1 comp = -2.42 dBA/m

BWC Factor = 0.16 dB

Location: 7.6, 1.5, 3.7 mm

ABM2 = -42.94 dBA/m

Location: 7.6, 1.5, 3.7 mm



0 dB = 1.000 = 0.00 dB

LTE Band 17

Communication System: UID 0, 1@LTE (FDD) (0); Frequency: 710 MHz;Duty Cycle: 1:1

T-Coil scan (scan for ANSI C63.19 2011 compliance)/LTE Band 17_QPSK_10MHz RB 25/0_Ch 23790_AMR-WB 23.85kbps_Port A_ANT1/z (axial) wideband at best S/N/ABM

Freq Resp(x,y,z,f) (1x1x1): Measurement grid: dx=10mm, dy=10mm

Signal Type: Audio File (.wav) 48k_voice_300-3000_2s.wav

Output Gain: 47.1

Measure Window Start: 300ms

Measure Window Length: 2000ms

BWC applied: 10.80 dB

Device Reference Point: 0, 0, -6.3 mm

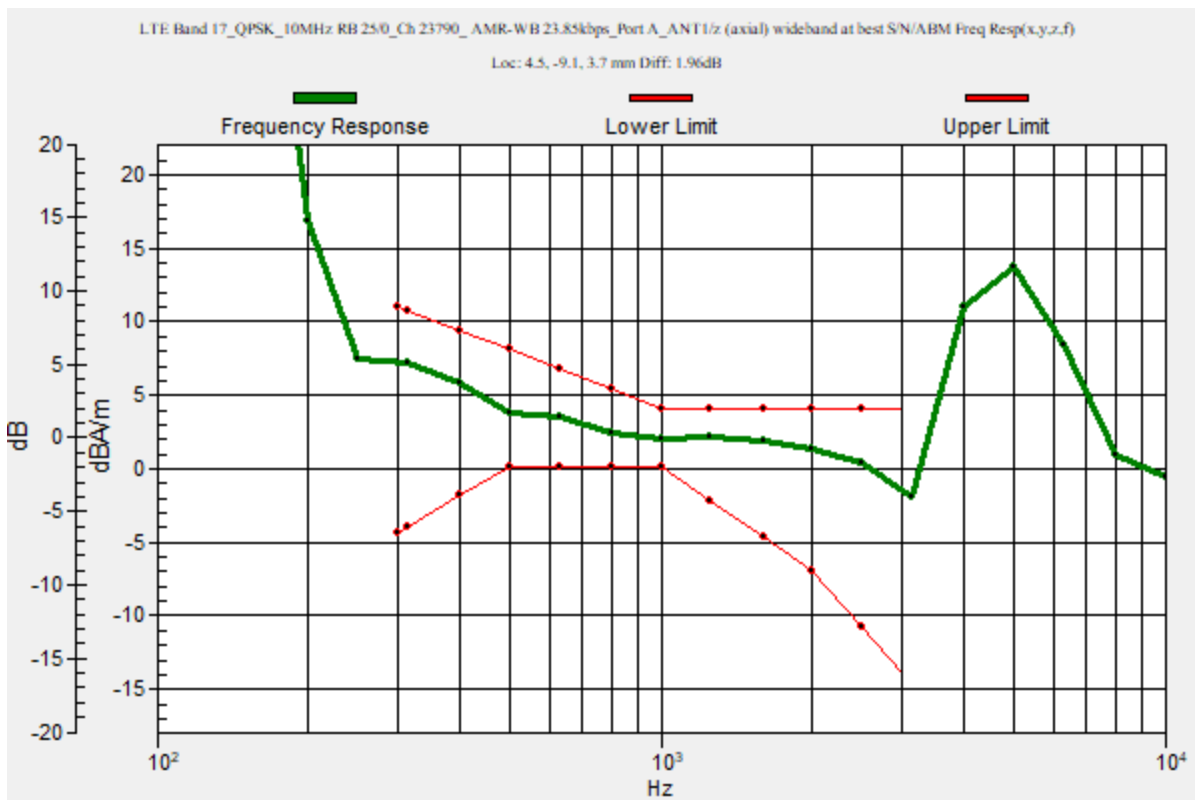
Category	Telephone parameters WD signal quality [(signal+noise)-to-noise ratio in decibels]
Category T1	0 dB to 10 dB
Category T2	10 dB to 20 dB
Category T3	20 dB to 30 dB
Category T4	> 30 dB

Cursor:

Diff = 1.96 dB

BWC Factor = 10.80 dB

Location: 4.5, -9.1, 3.7 mm



LTE Band 17

Communication System: UID 0, 1@LTE (FDD) (0); Frequency: 710 MHz; Duty Cycle: 1:1

Phantom section: TCoil Section

DASY5 Configuration:

- Probe: AM1DV3 - 3092; ; Calibrated: 4/16/2020
- Sensor-Surface: 0mm (Fix Surface)
- Electronics: DAE4 Sn1540; Calibrated: 2/21/2020
- Phantom: HAC Test Arch with AMCC; Type: SD HAC P01 BB
- Measurement SW: DASY52, Version 52.10 (4);SEMCAD X Version 14.6.14 (7483)

T-Coil scan (scan for ANSI C63.19 2011 compliance)/LTE Band 17_QPSK_10MHz RB 25/0_Ch 23790_AMR-WB 23.85kbps_Port A_ANT1/z (axial) Single Point/ABM SNR(x,y,z)

(1x1x1): Measurement grid: dx=10mm, dy=10mm

Signal Type: Audio File (.wav) 48k_voice_1kHz_1s.wav

Output Gain: 24.02

Measure Window Start: 300ms

Measure Window Length: 1000ms

BWC applied: 0.16 dB

Device Reference Point: 0, 0, -6.3 mm

Cursor:

ABM1/ABM2 = 47.87 dB


ABM1 comp = 1.47 dBA/m

BWC Factor = 0.16 dB

Location: 4.5, -9.1, 3.7 mm

ABM2 = -46.40 dBA/m

Location: 4.5, -9.1, 3.7 mm



0 dB = 1.000 = 0.00 dB

LTE Band 17

Communication System: UID 0, 1@LTE (FDD) (0); Frequency: 710 MHz; Duty Cycle: 1:1

Phantom section: TCoil Section

DASY5 Configuration:

- Probe: AM1DV3 - 3092; ; Calibrated: 4/16/2020
- Sensor-Surface: 0mm (Fix Surface)
- Electronics: DAE4 Sn1540; Calibrated: 2/21/2020
- Phantom: HAC Test Arch with AMCC; Type: SD HAC P01 BB
- Measurement SW: DASY52, Version 52.10 (4);SEMCAD X Version 14.6.14 (7483)

T-Coil scan (scan for ANSI C63.19 2011 compliance)/LTE Band 17_QPSK_10MHz RB 25/0_Ch 23790_AMR-WB 23.85kbps_Port A_ANT1/y (transversal) Single Point/ABM

SNR(x,y,z) (1x1x1): Measurement grid: dx=10mm, dy=10mm

Signal Type: Audio File (.wav) 48k_voice_1kHz_1s.wav

Output Gain: 24.02

Measure Window Start: 300ms

Measure Window Length: 1000ms

BWC applied: 0.16 dB

Device Reference Point: 0, 0, -6.3 mm

Cursor:

ABM1/ABM2 = 41.06 dB


ABM1 comp = -2.37 dBA/m

BWC Factor = 0.16 dB

Location: 7.6, 1.5, 3.7 mm

ABM2 = -43.43 dBA/m

Location: 7.6, 1.5, 3.7 mm



0 dB = 1.000 = 0.00 dB

LTE Band 25

Communication System: UID 0, @LTE (FDD) (0); Frequency: 1882.5 MHz;Duty Cycle: 1:1

T-Coil scan (scan for ANSI C63.19 2011 compliance)/LTE Band 25_QPSK RB 50/0_Ch 26365_AMR-WB 23.85kbps_Port D_ANT4/z (axial) wideband at best S/N/ABM Freq

Resp(x,y,z,f) (1x1x1): Measurement grid: dx=10mm, dy=10mm

Signal Type: Audio File (.wav) 48k_voice_300-3000_2s.wav

Output Gain: 47.1

Measure Window Start: 300ms

Measure Window Length: 2000ms

BWC applied: 10.80 dB

Device Reference Point: 0, 0, -6.3 mm

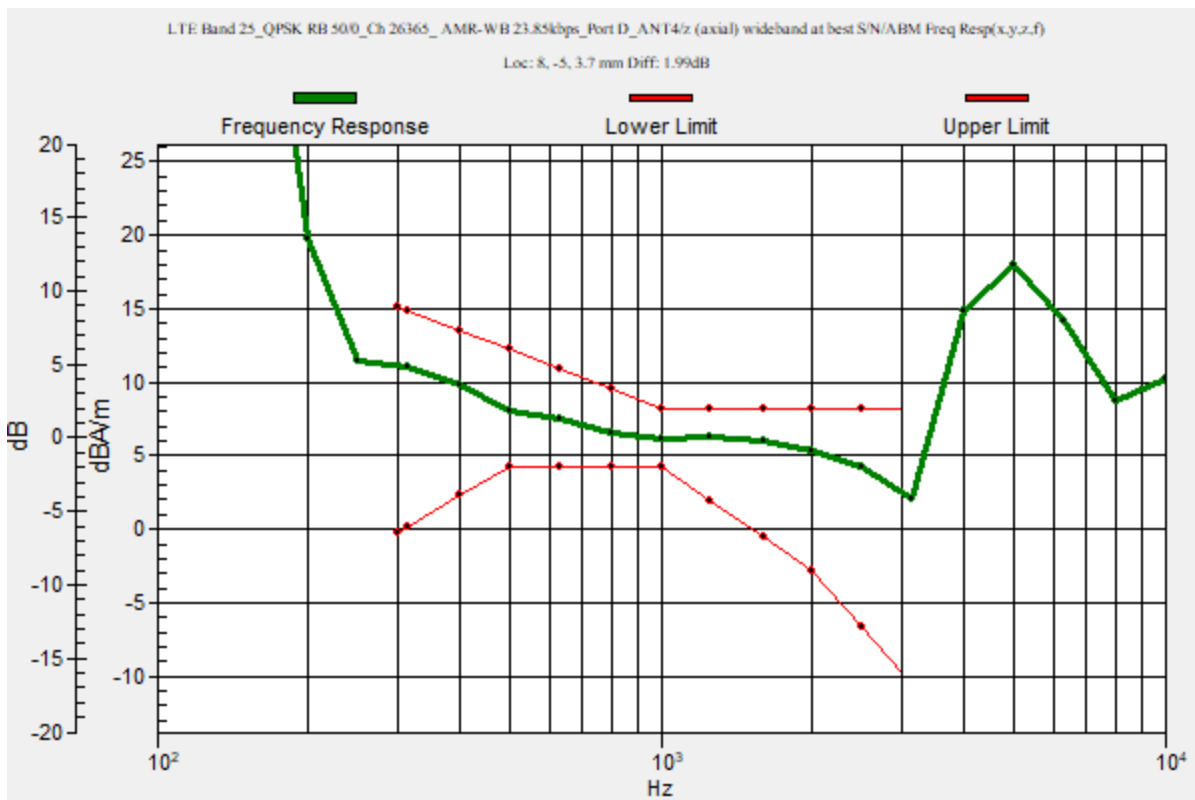
Category	Telephone parameters WD signal quality [(signal+noise)-to-noise ratio in decibels]
Category T1	0 dB to 10 dB
Category T2	10 dB to 20 dB
Category T3	20 dB to 30 dB
Category T4	> 30 dB

Cursor:

Diff = 1.99 dB

BWC Factor = 10.80 dB

Location: 8, -5, 3.7 mm



LTE Band 25

Communication System: UID 0, @LTE (FDD) (0); Frequency: 1882.5 MHz; Duty Cycle: 1:1

Phantom section: TCoil Section

DASY5 Configuration:

- Probe: AM1DV3 - 3092; ; Calibrated: 4/16/2020
- Sensor-Surface: 0mm (Fix Surface)
- Electronics: DAE4 Sn1540; Calibrated: 2/21/2020
- Phantom: HAC Test Arch with AMCC; Type: SD HAC P01 BB
- Measurement SW: DASY52, Version 52.10 (4);SEMCAD X Version 14.6.14 (7483)

T-Coil scan (scan for ANSI C63.19 2011 compliance)/LTE Band 25_QPSK RB 50/0_Ch 26365_AMR-WB 23.85kbps_Port D_ANT4/z (axial) Single Point/ABM SNR(x,y,z) (1x1x1):

Measurement grid: dx=10mm, dy=10mm

Signal Type: Audio File (.wav) 48k_voice_1kHz_1s.wav

Output Gain: 24.02

Measure Window Start: 300ms

Measure Window Length: 1000ms

BWC applied: 0.16 dB

Device Reference Point: 0, 0, -6.3 mm

Cursor:

ABM1/ABM2 = 48.43 dB


ABM1 comp = 5.79 dBA/m

BWC Factor = 0.16 dB

Location: 8, -5, 3.7 mm

ABM2 = -42.64 dBA/m

Location: 8, -5, 3.7 mm



0 dB = 1.000 = 0.00 dB

LTE Band 25

Communication System: UID 0, @LTE (FDD) (0); Frequency: 1882.5 MHz; Duty Cycle: 1:1

Phantom section: TCoil Section

DASY5 Configuration:

- Probe: AM1DV3 - 3092; ; Calibrated: 4/16/2020
- Sensor-Surface: 0mm (Fix Surface)
- Electronics: DAE4 Sn1540; Calibrated: 2/21/2020
- Phantom: HAC Test Arch with AMCC; Type: SD HAC P01 BB
- Measurement SW: DASY52, Version 52.10 (4);SEMCAD X Version 14.6.14 (7483)

T-Coil scan (scan for ANSI C63.19 2011 compliance)/LTE Band 25_QPSK RB 50/0_Ch 26365_AMR-WB 23.85kbps_Port D_ANT4/y (transversal) Single Point/ABM SNR(x,y,z) (1x1x1):

Measurement grid: dx=10mm, dy=10mm

Signal Type: Audio File (.wav) 48k_voice_1kHz_1s.wav

Output Gain: 24.02

Measure Window Start: 300ms

Measure Window Length: 1000ms

BWC applied: 0.16 dB

Device Reference Point: 0, 0, -6.3 mm

Cursor:

ABM1/ABM2 = 40.70 dB


ABM1 comp = -2.34 dBA/m

BWC Factor = 0.16 dB

Location: 8, 3.8, 3.7 mm

ABM2 = -43.03 dBA/m

Location: 8, 3.8, 3.7 mm



0 dB = 1.000 = 0.00 dB

LTE Band 26

Communication System: UID 0, 1@LTE (FDD) (0); Frequency: 831.5 MHz;Duty Cycle: 1:1

T-Coil scan (scan for ANSI C63.19 2011 compliance)/LTE Band 26_QPSK_15MHz RB 36/0_Ch 26865_ AMR-WB 23.85kbps_Port A_ANT1/z (axial) wideband at best S/N/ABM

Freq Resp(x,y,z,f) (1x1x1): Measurement grid: dx=10mm, dy=10mm

Signal Type: Audio File (.wav) 48k_voice_300-3000_2s.wav

Output Gain: 47.1

Measure Window Start: 300ms

Measure Window Length: 2000ms

BWC applied: 10.80 dB

Device Reference Point: 0, 0, -6.3 mm

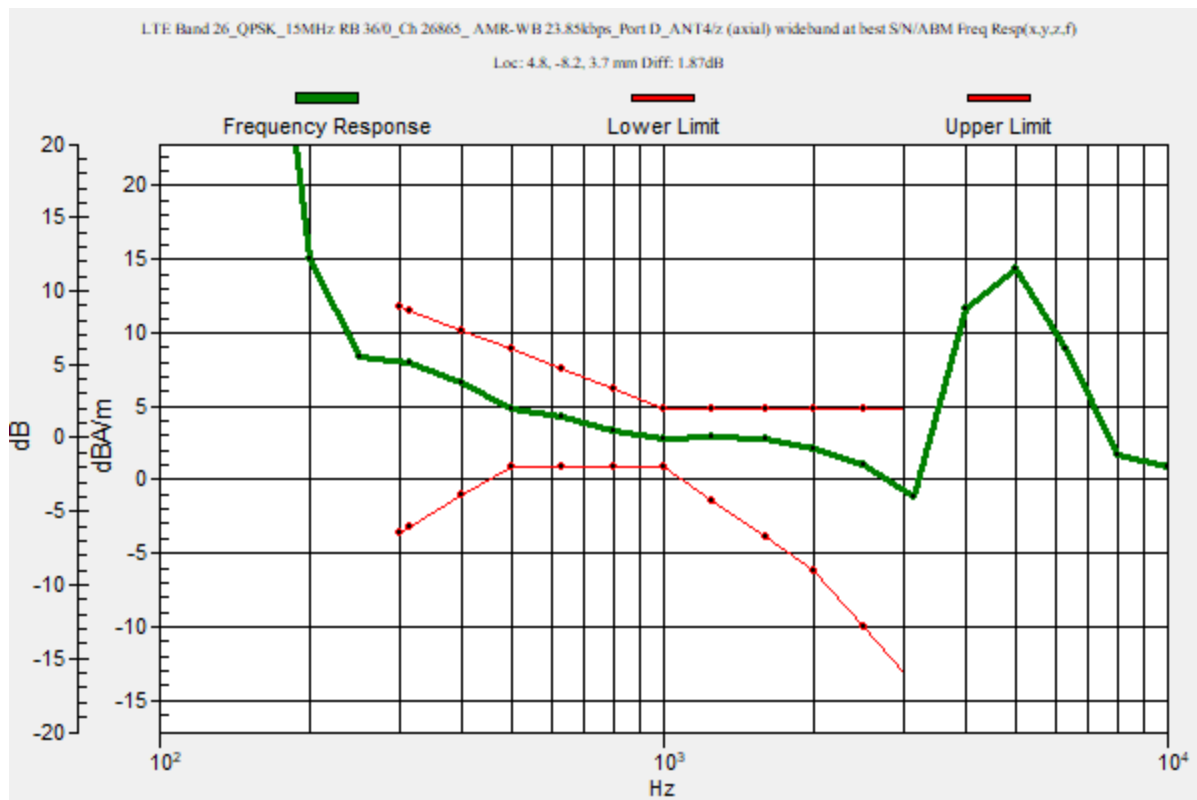
Category	Telephone parameters WD signal quality [(signal+noise)-to-noise ratio in decibels]
Category T1	0 dB to 10 dB
Category T2	10 dB to 20 dB
Category T3	20 dB to 30 dB
Category T4	> 30 dB

Cursor:

Diff = 1.87 dB

BWC Factor = 10.80 dB

Location: 4.8, -8.2, 3.7 mm



LTE Band 26

Communication System: UID 0, 1@LTE (FDD) (0); Frequency: 831.5 MHz; Duty Cycle: 1:1

Phantom section: TCoil Section

DASY5 Configuration:

- Probe: AM1DV3 - 3092; ; Calibrated: 4/16/2020
- Sensor-Surface: 0mm (Fix Surface)
- Electronics: DAE4 Sn1540; Calibrated: 2/21/2020
- Phantom: HAC Test Arch with AMCC; Type: SD HAC P01 BB
- Measurement SW: DASY52, Version 52.10 (4);SEMCAD X Version 14.6.14 (7483)

T-Coil scan (scan for ANSI C63.19 2011 compliance)/LTE Band 26_QPSK_15MHz RB 36/0_Ch 26865_AMR-WB 23.85kbps_Port A_ANT1/z (axial) 4.2mm 50 x 50/ABM

Interpolated SNR(x,y,z) (121x121x1): Interpolated grid: dx=1.000 mm, dy=1.000 mm

Signal Type: Audio File (.wav) 48k_voice_1kHz_1s.wav

Output Gain: 24.02

Measure Window Start: 300ms

Measure Window Length: 1000ms

BWC applied: 0.16 dB

Device Reference Point: 0, 0, -6.3 mm

Cursor:

ABM1/ABM2 = 47.74 dB


ABM1 comp = 2.51 dBA/m

BWC Factor = 0.16 dB

Location: 5, -8.3, 3.7 mm

ABM2 = -33.41 dBA/m

Location: 25, -20.8, 3.7 mm



0 dB = 1.000 = 0.00 dB

LTE Band 26

Communication System: UID 0, 1@LTE (FDD) (0); Frequency: 831.5 MHz; Duty Cycle: 1:1

Phantom section: TCoil Section

DASY5 Configuration:

- Probe: AM1DV3 - 3092; ; Calibrated: 4/16/2020
- Sensor-Surface: 0mm (Fix Surface)
- Electronics: DAE4 Sn1540; Calibrated: 2/21/2020
- Phantom: HAC Test Arch with AMCC; Type: SD HAC P01 BB
- Measurement SW: DASY52, Version 52.10 (4);SEMCAD X Version 14.6.14 (7483)

T-Coil scan (scan for ANSI C63.19 2011 compliance)/LTE Band 26_QPSK_15MHz RB 36/0_Ch 26865_AMR-WB 23.85kbps_Port A_ANT1/y (transversal) 4.2mm 50 x 50/ABM Interpolated SNR(x,y,z) (121x121x1): Interpolated grid: dx=1.000 mm, dy=1.000 mm

Signal Type: Audio File (.wav) 48k_voice_1kHz_1s.wav

Output Gain: 24.02

Measure Window Start: 300ms

Measure Window Length: 1000ms

BWC applied: 0.16 dB

Device Reference Point: 0, 0, -6.3 mm

Cursor:

ABM1/ABM2 = 47.24 dB


ABM1 comp = -2.29 dBA/m

BWC Factor = 0.16 dB

Location: 7.5, 1.7, 3.7 mm

ABM2 = -36.14 dBA/m

Location: 25, -20.8, 3.7 mm



0 dB = 1.000 = 0.00 dB

LTE Band 30

Communication System: UID 0, 1@LTE (FDD) (0); Frequency: 2310 MHz;Duty Cycle: 1:1

T-Coil scan (scan for ANSI C63.19 2011 compliance)/LTE Band 30_QPSK_10MHz RB 25/0_Ch 27710_AMR-WB 23.85kbps_Port D_ANT4/z (axial) wideband at best S/N/ABM

Freq Resp(x,y,z,f) (1x1x1): Measurement grid: dx=10mm, dy=10mm

Signal Type: Audio File (.wav) 48k_voice_300-3000_2s.wav

Output Gain: 47.1

Measure Window Start: 300ms

Measure Window Length: 2000ms

BWC applied: 10.80 dB

Device Reference Point: 0, 0, -6.3 mm

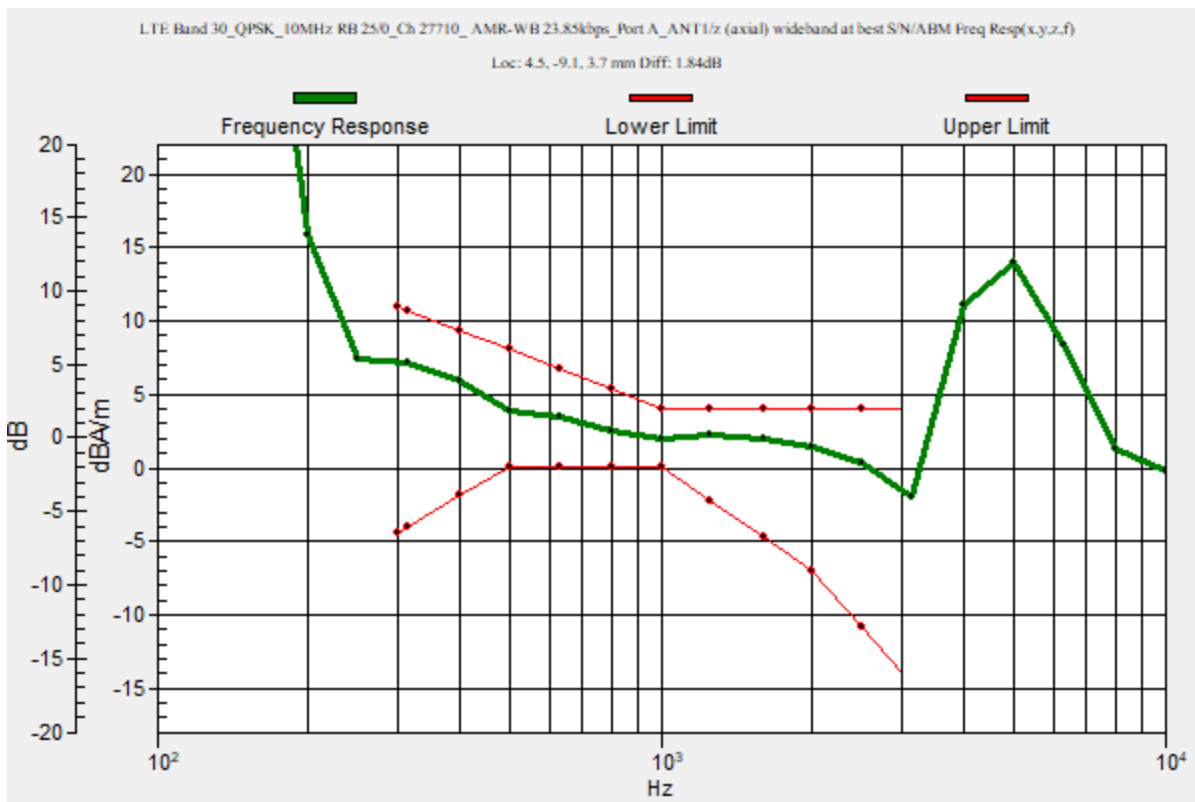
Category	Telephone parameters WD signal quality [(signal+noise)-to-noise ratio in decibels]
Category T1	0 dB to 10 dB
Category T2	10 dB to 20 dB
Category T3	20 dB to 30 dB
Category T4	> 30 dB

Cursor:

Diff = 1.84 dB

BWC Factor = 10.80 dB

Location: 4.5, -9.1, 3.7 mm



LTE Band 30

Communication System: UID 0, 1@LTE (FDD) (0); Frequency: 2310 MHz; Duty Cycle: 1:1

Phantom section: TCoil Section

DASY5 Configuration:

- Probe: AM1DV3 - 3092; ; Calibrated: 4/16/2020
- Sensor-Surface: 0mm (Fix Surface)
- Electronics: DAE4 Sn1540; Calibrated: 2/21/2020
- Phantom: HAC Test Arch with AMCC; Type: SD HAC P01 BB
- Measurement SW: DASY52, Version 52.10 (4);SEMCAD X Version 14.6.14 (7483)

T-Coil scan (scan for ANSI C63.19 2011 compliance)/LTE Band 30_QPSK_10MHz RB 25/0_Ch 27710_AMR-WB 23.85kbps_Port D_ANT4/z (axial) Single Point/ABM SNR(x,y,z)

(1x1x1): Measurement grid: dx=10mm, dy=10mm

Signal Type: Audio File (.wav) 48k_voice_1kHz_1s.wav

Output Gain: 24.02

Measure Window Start: 300ms

Measure Window Length: 1000ms

BWC applied: 0.16 dB

Device Reference Point: 0, 0, -6.3 mm

Cursor:

ABM1/ABM2 = 47.53 dB


ABM1 comp = 1.56 dBA/m

BWC Factor = 0.16 dB

Location: 4.5, -9.1, 3.7 mm

ABM2 = -45.96 dBA/m

Location: 4.5, -9.1, 3.7 mm



0 dB = 1.000 = 0.00 dB

LTE Band 30

Communication System: UID 0, 1@LTE (FDD) (0); Frequency: 2310 MHz; Duty Cycle: 1:1

Phantom section: TCoil Section

DASY5 Configuration:

- Probe: AM1DV3 - 3092; ; Calibrated: 4/16/2020
- Sensor-Surface: 0mm (Fix Surface)
- Electronics: DAE4 Sn1540; Calibrated: 2/21/2020
- Phantom: HAC Test Arch with AMCC; Type: SD HAC P01 BB
- Measurement SW: DASY52, Version 52.10 (4);SEMCAD X Version 14.6.14 (7483)

T-Coil scan (scan for ANSI C63.19 2011 compliance)/LTE Band 30_QPSK_10MHz RB 25/0_Ch 27710_AMR-WB 23.85kbps_Port D_ANT4/y (transversal) Single Point/ABM

SNR(x,y,z) (1x1x1): Measurement grid: dx=10mm, dy=10mm

Signal Type: Audio File (.wav) 48k_voice_1kHz_1s.wav

Output Gain: 24.02

Measure Window Start: 300ms

Measure Window Length: 1000ms

BWC applied: 0.16 dB

Device Reference Point: 0, 0, -6.3 mm

Cursor:

ABM1/ABM2 = 40.30 dB


ABM1 comp = -2.43 dBA/m

BWC Factor = 0.16 dB

Location: 7.6, 1.5, 3.7 mm

ABM2 = -42.73 dBA/m

Location: 7.6, 1.5, 3.7 mm



0 dB = 1.000 = 0.00 dB

LTE Band 41

Communication System: UID 0, 1@LTE (TDD) (0); Frequency: 2593 MHz;Duty Cycle: 1:1.59956

T-Coil scan (scan for ANSI C63.19 2011 compliance)/LTE Band 41_QPSK RB 1/49_Ch 40620_EVS 24.4kbps_Port D_ANT4/z (axial) wideband at best S/N/ABM Freq

Resp(x,y,z,f) (1x1x1): Measurement grid: dx=10mm, dy=10mm

Signal Type: Audio File (.wav) 48k_voice_300-3000_2s.wav

Output Gain: 47.1

Measure Window Start: 300ms

Measure Window Length: 2000ms

BWC applied: 10.80 dB

Device Reference Point: 0, 0, -6.3 mm

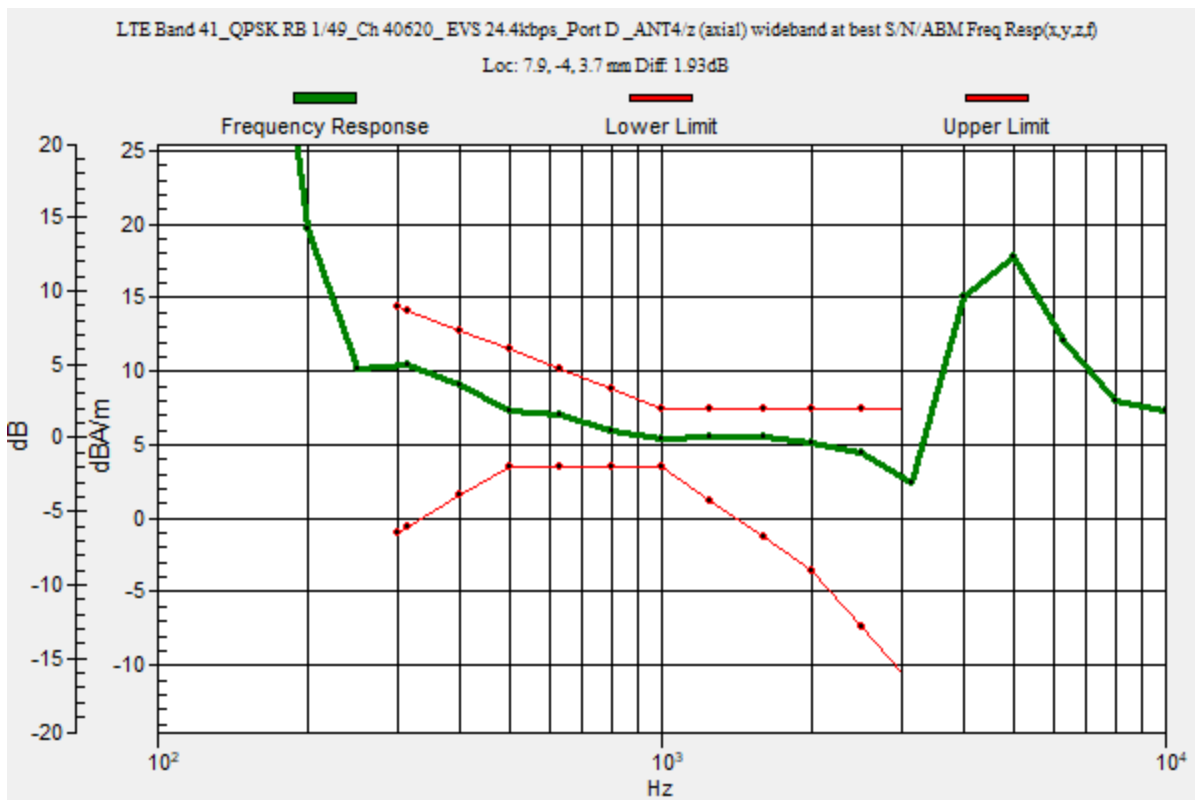
Category	Telephone parameters WD signal quality [(signal+noise)-to-noise ratio in decibels]
Category T1	0 dB to 10 dB
Category T2	10 dB to 20 dB
Category T3	20 dB to 30 dB
Category T4	> 30 dB

Cursor:

Diff = 1.93 dB

BWC Factor = 10.80 dB

Location: 7.9, -4, 3.7 mm



LTE Band 41

Communication System: UID 0, 1@LTE (TDD) (0); Frequency: 2593 MHz; Duty Cycle: 1:1.59956

Phantom section: TCoil Section

DASY5 Configuration:

- Probe: AM1DV3 - 3092; ; Calibrated: 4/16/2020
- Sensor-Surface: 0mm (Fix Surface)
- Electronics: DAE4 Sn1540; Calibrated: 2/21/2020
- Phantom: HAC Test Arch with AMCC; Type: SD HAC P01 BB
- Measurement SW: DASY52, Version 52.10 (4);SEMCAD X Version 14.6.14 (7483)

T-Coil scan (scan for ANSI C63.19 2011 compliance)/LTE Band 41_QPSK RB 1/49_Ch 40620_EVS 24.4kbps_Port D_ANT4/z (axial) Single Point/ABM SNR(x,y,z) (1x1x1):

Measurement grid: dx=10mm, dy=10mm

Signal Type: Audio File (.wav) 48k_voice_1kHz_1s.wav

Output Gain: 24.02

Measure Window Start: 300ms

Measure Window Length: 1000ms

BWC applied: 0.16 dB

Device Reference Point: 0, 0, -6.3 mm

Cursor:

ABM1/ABM2 = 44.69 dB


ABM1 comp = 6.11 dBA/m

BWC Factor = 0.16 dB

Location: 7.9, -4, 3.7 mm

ABM2 = -38.58 dBA/m

Location: 7.9, -4, 3.7 mm



0 dB = 1.000 = 0.00 dB

LTE Band 41

Communication System: UID 0, 1@LTE (TDD) (0); Frequency: 2593 MHz; Duty Cycle: 1:1.59956

Phantom section: TCoil Section

DASY5 Configuration:

- Probe: AM1DV3 - 3092; ; Calibrated: 4/16/2020
- Sensor-Surface: 0mm (Fix Surface)
- Electronics: DAE4 Sn1540; Calibrated: 2/21/2020
- Phantom: HAC Test Arch with AMCC; Type: SD HAC P01 BB
- Measurement SW: DASY52, Version 52.10 (4);SEMCAD X Version 14.6.14 (7483)

T-Coil scan (scan for ANSI C63.19 2011 compliance)/LTE Band 41_QPSK RB 1/49_Ch 40620_EVS 24.4kbps_Port D_ANT4/y (transversal) Single Point/ABM SNR(x,y,z) (1x1x1):

Measurement grid: dx=10mm, dy=10mm

Signal Type: Audio File (.wav) 48k_voice_1kHz_1s.wav

Output Gain: 24.02

Measure Window Start: 300ms

Measure Window Length: 1000ms

BWC applied: 0.16 dB

Device Reference Point: 0, 0, -6.3 mm

Cursor:

ABM1/ABM2 = 45.99 dB


ABM1 comp = -2.64 dBA/m

BWC Factor = 0.16 dB

Location: 6.6, 4.2, 3.7 mm

ABM2 = -48.63 dBA/m

Location: 6.6, 4.2, 3.7 mm



0 dB = 1.000 = 0.00 dB

LTE Band 48

Communication System: UID 0, 1@LTE (TDD) (0); Frequency: 3625 MHz;Duty Cycle: 1:1.59956

T-Coil scan (scan for ANSI C63.19 2011 compliance)/LTE Band 48_QPSK 20 MHz RB 1/49_Ch 55990_EVS 24.4kbps_Port A_ANT7/z (axial) wideband at best S/N/ABM Freq

Resp(x,y,z,f) (1x1x1): Measurement grid: dx=10mm, dy=10mm

Signal Type: Audio File (.wav) 48k_voice_300-3000_2s.wav

Output Gain: 47.1

Measure Window Start: 300ms

Measure Window Length: 2000ms

BWC applied: 10.80 dB

Device Reference Point: 0, 0, -6.3 mm

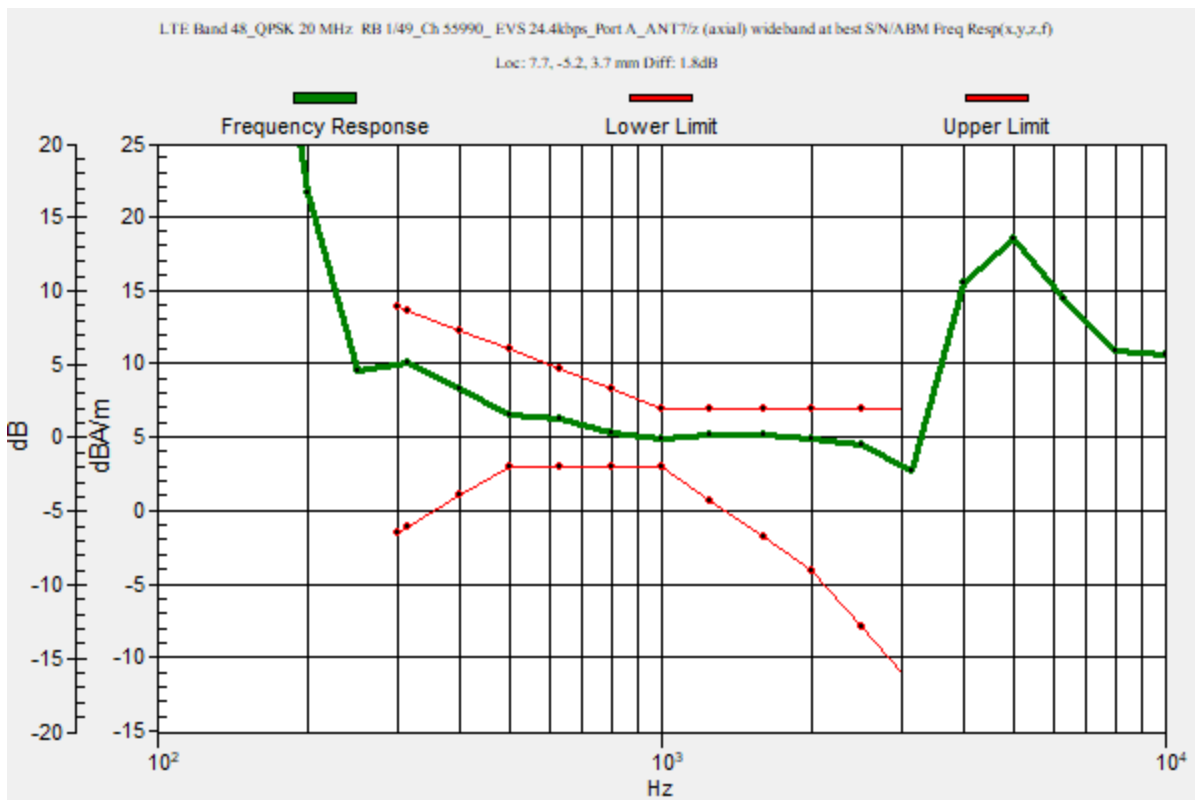
Category	Telephone parameters WD signal quality [(signal+noise)-to-noise ratio in decibels]
Category T1	0 dB to 10 dB
Category T2	10 dB to 20 dB
Category T3	20 dB to 30 dB
Category T4	> 30 dB

Cursor:

Diff = 1.80 dB

BWC Factor = 10.80 dB

Location: 7.7, -5.2, 3.7 mm



LTE Band 48

Communication System: UID 0, 1@LTE (TDD) (0); Frequency: 3625 MHz; Duty Cycle: 1:1.59956

Phantom section: TCoil Section

DASY5 Configuration:

- Probe: AM1DV3 - 3092; ; Calibrated: 4/16/2020
- Sensor-Surface: 0mm (Fix Surface)
- Electronics: DAE4 Sn1540; Calibrated: 2/21/2020
- Phantom: HAC Test Arch with AMCC; Type: SD HAC P01 BB
- Measurement SW: DASY52, Version 52.10 (4);SEMCAD X Version 14.6.14 (7483)

T-Coil scan (scan for ANSI C63.19 2011 compliance)/LTE Band 48_QPSK 20 MHz RB 1/49_Ch 55990_EVS 24.4kbps_Port A_ANT7/z (axial) Single Point/ABM SNR(x,y,z)

(1x1x1): Measurement grid: dx=10mm, dy=10mm

Signal Type: Audio File (.wav) 48k_voice_1kHz_1s.wav

Output Gain: 24.02

Measure Window Start: 300ms

Measure Window Length: 1000ms

BWC applied: 0.16 dB

Device Reference Point: 0, 0, -6.3 mm

Cursor:

ABM1/ABM2 = 40.15 dB


ABM1 comp = 5.99 dBA/m

BWC Factor = 0.16 dB

Location: 7.7, -5.2, 3.7 mm

ABM2 = -34.15 dBA/m

Location: 7.7, -5.2, 3.7 mm



0 dB = 1.000 = 0.00 dB

LTE Band 48

Communication System: UID 0, 1@LTE (TDD) (0); Frequency: 3625 MHz; Duty Cycle: 1:1.59956

Phantom section: TCoil Section

DASY5 Configuration:

- Probe: AM1DV3 - 3092; ; Calibrated: 4/16/2020
- Sensor-Surface: 0mm (Fix Surface)
- Electronics: DAE4 Sn1540; Calibrated: 2/21/2020
- Phantom: HAC Test Arch with AMCC; Type: SD HAC P01 BB
- Measurement SW: DASY52, Version 52.10 (4);SEMCAD X Version 14.6.14 (7483)

T-Coil scan (scan for ANSI C63.19 2011 compliance)/LTE Band 48_QPSK 20 MHz RB 1/49_Ch 55990_EVS 24.4kbps_Port A_ANT7/y (transversal) Single Point/ABM

SNR(x,y,z) (1x1x1): Measurement grid: dx=10mm, dy=10mm

Signal Type: Audio File (.wav) 48k_voice_1kHz_1s.wav

Output Gain: 24.02

Measure Window Start: 300ms

Measure Window Length: 1000ms

BWC applied: 0.16 dB

Device Reference Point: 0, 0, -6.3 mm

Cursor:

ABM1/ABM2 = 42.62 dB


ABM1 comp = -2.17 dBA/m

BWC Factor = 0.16 dB

Location: 7.1, 1.4, 3.7 mm

ABM2 = -44.79 dBA/m

Location: 7.1, 1.4, 3.7 mm



0 dB = 1.000 = 0.00 dB

LTE Band 66

Communication System: UID 0, 1@LTE (FDD) (0); Frequency: 1745 MHz;Duty Cycle: 1:1

T-Coil scan (scan for ANSI C63.19 2011 compliance)/LTE Band 66_QPSK_20MHz RB 50/0_Ch 132322_ AMR-WB 23.85kbps_Port D_ANT4/z (axial) wideband at best S/N/ABM

Freq Resp(x,y,z,f) (1x1x1): Measurement grid: dx=10mm, dy=10mm

Signal Type: Audio File (.wav) 48k_voice_300-3000_2s.wav

Output Gain: 47.1

Measure Window Start: 300ms

Measure Window Length: 2000ms

BWC applied: 10.80 dB

Device Reference Point: 0, 0, -6.3 mm

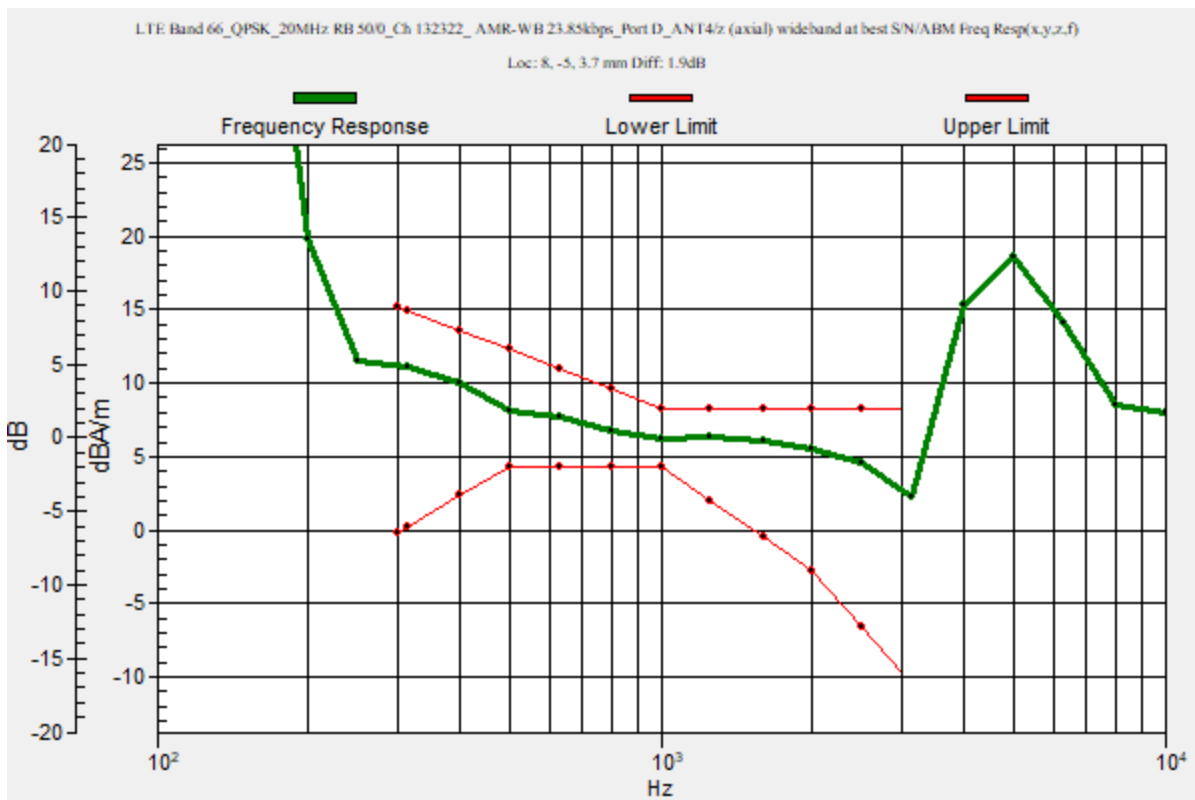
Category	Telephone parameters WD signal quality [(signal+noise)-to-noise ratio in decibels]
Category T1	0 dB to 10 dB
Category T2	10 dB to 20 dB
Category T3	20 dB to 30 dB
Category T4	> 30 dB

Cursor:

Diff = 1.90 dB

BWC Factor = 10.80 dB

Location: 8, -5, 3.7 mm



LTE Band 66

Communication System: UID 0, 1@LTE (FDD) (0); Frequency: 1745 MHz; Duty Cycle: 1:1

Phantom section: TCoil Section

DASY5 Configuration:

- Probe: AM1DV3 - 3092; ; Calibrated: 4/16/2020
- Sensor-Surface: 0mm (Fix Surface)
- Electronics: DAE4 Sn1540; Calibrated: 2/21/2020
- Phantom: HAC Test Arch with AMCC; Type: SD HAC P01 BB
- Measurement SW: DASY52, Version 52.10 (4);SEMCAD X Version 14.6.14 (7483)

T-Coil scan (scan for ANSI C63.19 2011 compliance)/LTE Band 66_QPSK_20MHz RB 50/0_Ch 132322_AMR-WB 23.85kbps_Port D_ANT4/z (axial) Single Point/ABM

SNR(x,y,z) (1x1x1): Measurement grid: dx=10mm, dy=10mm

Signal Type: Audio File (.wav) 48k_voice_1kHz_1s.wav

Output Gain: 24.02

Measure Window Start: 300ms

Measure Window Length: 1000ms

BWC applied: 0.16 dB

Device Reference Point: 0, 0, -6.3 mm

Cursor:

ABM1/ABM2 = 44.66 dB


ABM1 comp = 5.90 dBA/m

BWC Factor = 0.16 dB

Location: 8, -5, 3.7 mm

ABM2 = -38.76 dBA/m

Location: 8, -5, 3.7 mm



0 dB = 1.000 = 0.00 dB

LTE Band 66

Communication System: UID 0, 1@LTE (FDD) (0); Frequency: 1745 MHz; Duty Cycle: 1:1

Phantom section: TCoil Section

DASY5 Configuration:

- Probe: AM1DV3 - 3092; ; Calibrated: 4/16/2020
- Sensor-Surface: 0mm (Fix Surface)
- Electronics: DAE4 Sn1540; Calibrated: 2/21/2020
- Phantom: HAC Test Arch with AMCC; Type: SD HAC P01 BB
- Measurement SW: DASY52, Version 52.10 (4);SEMCAD X Version 14.6.14 (7483)

T-Coil scan (scan for ANSI C63.19 2011 compliance)/LTE Band 66_QPSK_20MHz RB 50/0_Ch 132322_AMR-WB 23.85kbps_Port D_ANT4/y (transversal) Single Point/ABM

SNR(x,y,z) (1x1x1): Measurement grid: dx=10mm, dy=10mm

Signal Type: Audio File (.wav) 48k_voice_1kHz_1s.wav

Output Gain: 24.02

Measure Window Start: 300ms

Measure Window Length: 1000ms

BWC applied: 0.16 dB

Device Reference Point: 0, 0, -6.3 mm

Cursor:

ABM1/ABM2 = 41.18 dB


ABM1 comp = -2.46 dBA/m

BWC Factor = 0.16 dB

Location: 8, 3.8, 3.7 mm

ABM2 = -43.63 dBA/m

Location: 8, 3.8, 3.7 mm



0 dB = 1.000 = 0.00 dB

LTE Band 71

Communication System: UID 0, 1@LTE (FDD) (0); Frequency: 680.5 MHz;Duty Cycle: 1:1

T-Coil scan (scan for ANSI C63.19 2011 compliance)/LTE Band 71_QPSK_20MHz RB 50/0_Ch 133297_ AMR-WB 23.85kbps_Port A_ANT1/z (axial) wideband at best S/N/ABM

Freq Resp(x,y,z,f) (1x1x1): Measurement grid: dx=10mm, dy=10mm

Signal Type: Audio File (.wav) 48k_voice_300-3000_2s.wav

Output Gain: 47.1

Measure Window Start: 300ms

Measure Window Length: 2000ms

BWC applied: 10.80 dB

Device Reference Point: 0, 0, -6.3 mm

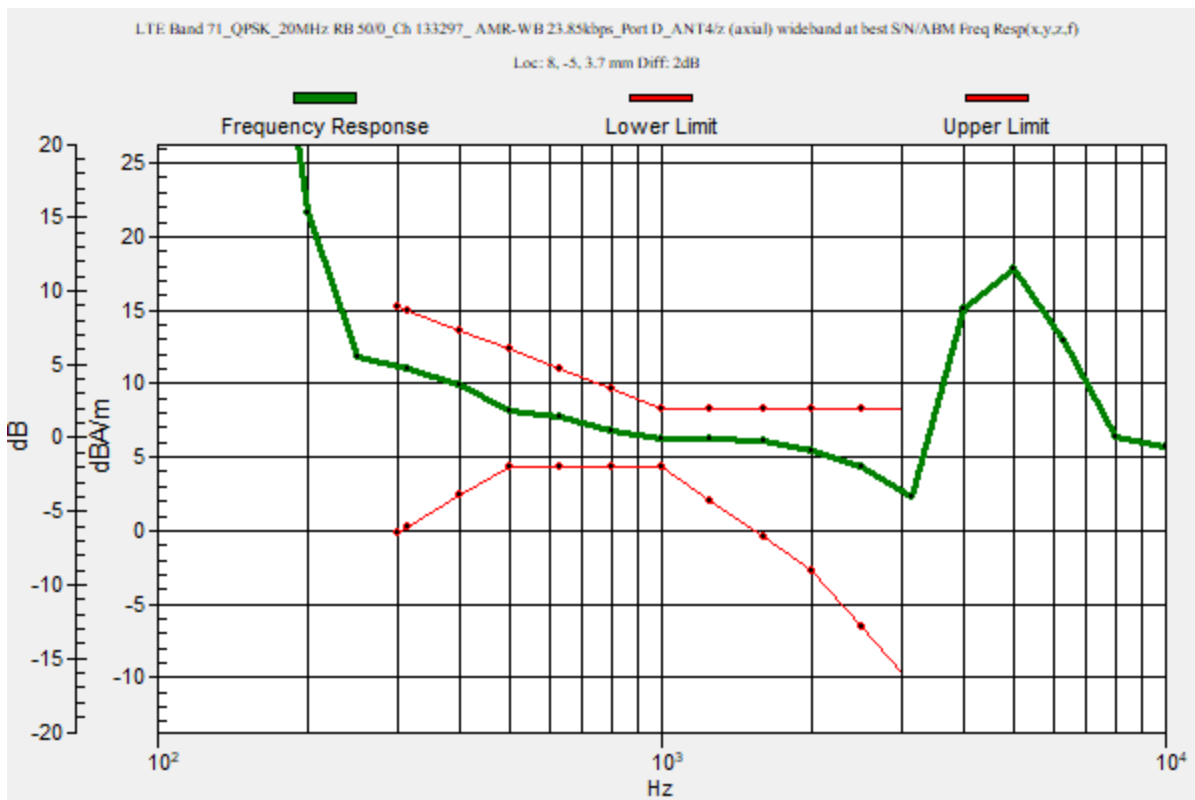
Category	Telephone parameters WD signal quality [(signal+noise)-to-noise ratio in decibels]
Category T1	0 dB to 10 dB
Category T2	10 dB to 20 dB
Category T3	20 dB to 30 dB
Category T4	> 30 dB

Cursor:

Diff = 2.00 dB

BWC Factor = 10.80 dB

Location: 8, -5, 3.7 mm



LTE Band 71

Communication System: UID 0, 1@LTE (FDD) (0); Frequency: 680.5 MHz; Duty Cycle: 1:1

Phantom section: TCoil Section

DASY5 Configuration:

- Probe: AM1DV3 - 3092; ; Calibrated: 4/16/2020
- Sensor-Surface: 0mm (Fix Surface)
- Electronics: DAE4 Sn1540; Calibrated: 2/21/2020
- Phantom: HAC Test Arch with AMCC; Type: SD HAC P01 BB
- Measurement SW: DASY52, Version 52.10 (4);SEMCAD X Version 14.6.14 (7483)

T-Coil scan (scan for ANSI C63.19 2011 compliance)/LTE Band 71_QPSK_20MHz RB 50/0_Ch 133297_AMR-WB 23.85kbps_Port A_ANT1/z (axial) Single Point/ABM

SNR(x,y,z) (1x1x1): Measurement grid: dx=10mm, dy=10mm

Signal Type: Audio File (.wav) 48k_voice_1kHz_1s.wav

Output Gain: 24.02

Measure Window Start: 300ms

Measure Window Length: 1000ms

BWC applied: 0.16 dB

Device Reference Point: 0, 0, -6.3 mm

Cursor:

ABM1/ABM2 = 45.01 dB


ABM1 comp = 5.76 dBA/m

BWC Factor = 0.16 dB

Location: 8, -5, 3.7 mm

ABM2 = -39.25 dBA/m

Location: 8, -5, 3.7 mm



0 dB = 1.000 = 0.00 dB

LTE Band 71

Communication System: UID 0, 1@LTE (FDD) (0); Frequency: 680.5 MHz; Duty Cycle: 1:1

Phantom section: TCoil Section

DASY5 Configuration:

- Probe: AM1DV3 - 3092; ; Calibrated: 4/16/2020
- Sensor-Surface: 0mm (Fix Surface)
- Electronics: DAE4 Sn1540; Calibrated: 2/21/2020
- Phantom: HAC Test Arch with AMCC; Type: SD HAC P01 BB
- Measurement SW: DASY52, Version 52.10 (4);SEMCAD X Version 14.6.14 (7483)

T-Coil scan (scan for ANSI C63.19 2011 compliance)/LTE Band 71_QPSK_20MHz RB 50/0_Ch 133297_AMR-WB 23.85kbps_Port A_ANT1/y (transversal) Single Point/ABM

SNR(x,y,z) (1x1x1): Measurement grid: dx=10mm, dy=10mm

Signal Type: Audio File (.wav) 48k_voice_1kHz_1s.wav

Output Gain: 24.02

Measure Window Start: 300ms

Measure Window Length: 1000ms

BWC applied: 0.16 dB

Device Reference Point: 0, 0, -6.3 mm

Cursor:

ABM1/ABM2 = 41.72 dB


ABM1 comp = -2.44 dBA/m

BWC Factor = 0.16 dB

Location: 8, 3.8, 3.7 mm

ABM2 = -44.16 dBA/m

Location: 8, 3.8, 3.7 mm



0 dB = 1.000 = 0.00 dB

Wi-Fi 802.11n

Communication System: UID 0, 1@IEEE 802.11b/g/n 2.4 GHz Band (0); Frequency: 2437 MHz;Duty Cycle: 1:1

T-Coil scan (scan for ANSI C63.19 2011 compliance)/802.11n_MCS7 65 Mbps 20 MHz_Ch. 6_EVS 5.9kbps_Core 0_ANT4/z (axial) wideband at best S/N/ABM Freq

Resp(x,y,z,f) (1x1x1): Measurement grid: dx=10mm, dy=10mm

Signal Type: Audio File (.wav) 48k_voice_300-3000_2s.wav

Output Gain: 29.79

Measure Window Start: 300ms

Measure Window Length: 2000ms

BWC applied: 10.80 dB

Device Reference Point: 0, 0, -6.3 mm

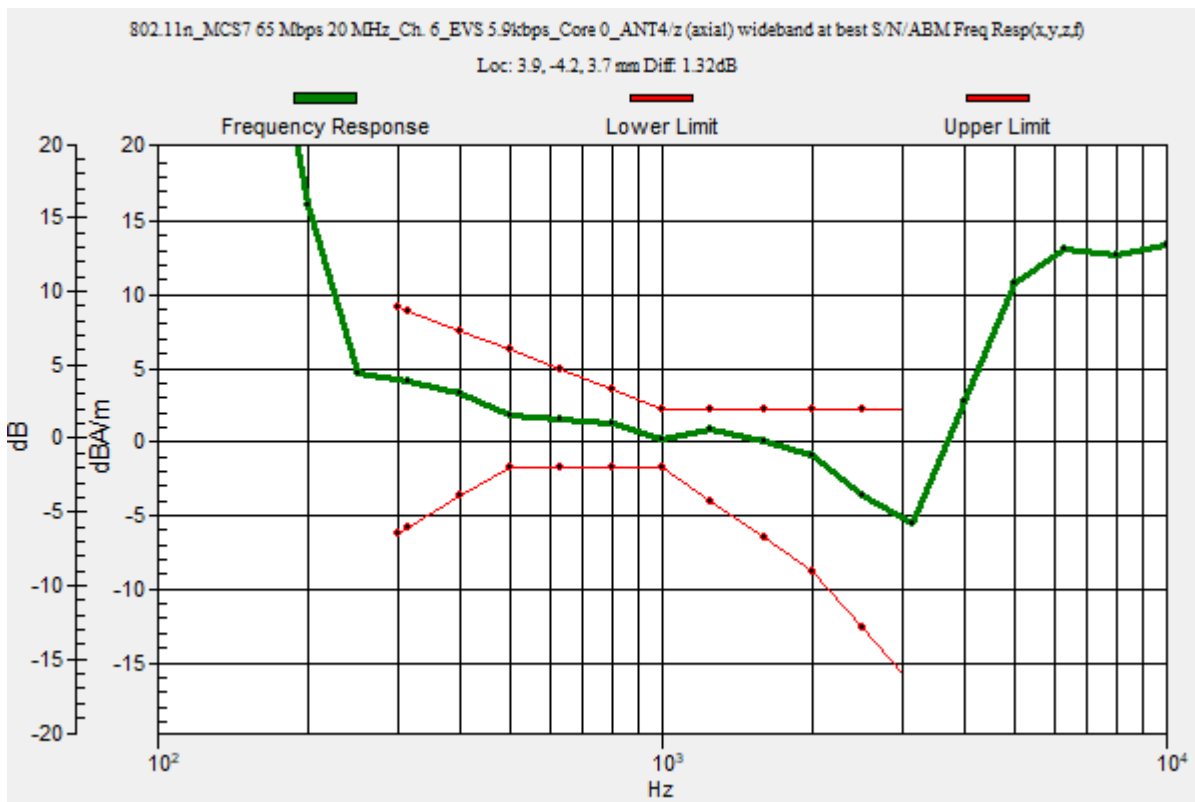
Category	Telephone parameters WD signal quality [(signal+noise)-to-noise ratio in decibels]
Category T1	0 dB to 10 dB
Category T2	10 dB to 20 dB
Category T3	20 dB to 30 dB
Category T4	> 30 dB

Cursor:

Diff = 1.32 dB

BWC Factor = 10.80 dB

Location: 3.9, -4.2, 3.7 mm



Wi-Fi 802.11n

Communication System: UID 0, 1@IEEE 802.11b/g/n 2.4 GHz Band (0); Frequency: 2437 MHz; Duty Cycle: 1:1

Phantom section: TCoil Section

DASY5 Configuration:

- Probe: AM1DV3 - 3083; ; Calibrated: 1/20/2020
- Sensor-Surface: 0mm (Fix Surface)
- Electronics: DAE4 Sn1357; Calibrated: 2/20/2020
- Phantom: HAC Test Arch with AMCC; Type: SD HAC P01 BB
- Measurement SW: DASY52, Version 52.10 (4);SEMCAD X Version 14.6.14 (7483)

T-Coil scan (scan for ANSI C63.19 2011 compliance)/802.11n_MCS7 65 Mbps 20 MHz_Ch. 6_EVS 5.9kbps_Core 0_ANT4/z (axial) Single Point/ABM SNR(x,y,z) (1x1x1):

Measurement grid: dx=10mm, dy=10mm

Signal Type: Audio File (.wav) 48k_voice_1kHz_1s.wav

Output Gain: 15.19

Measure Window Start: 300ms

Measure Window Length: 1000ms

BWC applied: 0.16 dB

Device Reference Point: 0, 0, -6.3 mm

Cursor:

ABM1/ABM2 = 38.31 dB


ABM1 comp = -1.07 dBA/m

BWC Factor = 0.16 dB

Location: 3.9, -4.2, 3.7 mm

ABM2 = -39.38 dBA/m

Location: 3.9, -4.2, 3.7 mm



0 dB = 1.000 = 0.00 dB

Wi-Fi 802.11n

Communication System: UID 0, 1@IEEE 802.11b/g/n 2.4 GHz Band (0); Frequency: 2437 MHz; Duty Cycle: 1:1

Phantom section: TCoil Section

DASY5 Configuration:

- Probe: AM1DV3 - 3083; ; Calibrated: 1/20/2020
- Sensor-Surface: 0mm (Fix Surface)
- Electronics: DAE4 Sn1357; Calibrated: 2/20/2020
- Phantom: HAC Test Arch with AMCC; Type: SD HAC P01 BB
- Measurement SW: DASY52, Version 52.10 (4);SEMCAD X Version 14.6.14 (7483)

T-Coil scan (scan for ANSI C63.19 2011 compliance)/802.11n_MCS7 65 Mbps 20 MHz_Ch. 6_EVS 5.9kbps_Core 0_ANT4/y (transversal) Single Point/ABM SNR(x,y,z)

(1x1x1): Measurement grid: dx=10mm, dy=10mm

Signal Type: Audio File (.wav) 48k_voice_1kHz_1s.wav

Output Gain: 15.19

Measure Window Start: 300ms

Measure Window Length: 1000ms

BWC applied: 0.16 dB

Device Reference Point: 0, 0, -6.3 mm

Cursor:

ABM1/ABM2 = 36.80 dB


ABM1 comp = -11.32 dBA/m

BWC Factor = 0.16 dB

Location: 4.4, 4.5, 3.7 mm

ABM2 = -48.12 dBA/m

Location: 4.4, 4.5, 3.7 mm



0 dB = 1.000 = 0.00 dB

WiFi 802.11n HT20

Communication System: UID 0, 1@IEEE 802.11a/n/ac 5 GHz Band (0); Frequency: 5180 MHz;Duty Cycle: 1:1

T-Coil scan (scan for ANSI C63.19 2011 compliance)/802.11n HT20_MCS3 26 Mbps Ch_36_EVS 24.4 kbps_Core 1_ANT5/z (axial) wideband at best S/N/ABM Freq

Resp(x,y,z,f) (1x1x1): Measurement grid: dx=10mm, dy=10mm

Signal Type: Audio File (.wav) 48k_voice_300-3000_2s.wav

Output Gain: 29.72

Measure Window Start: 300ms

Measure Window Length: 2000ms

BWC applied: 10.80 dB

Device Reference Point: 0, 0, -6.3 mm

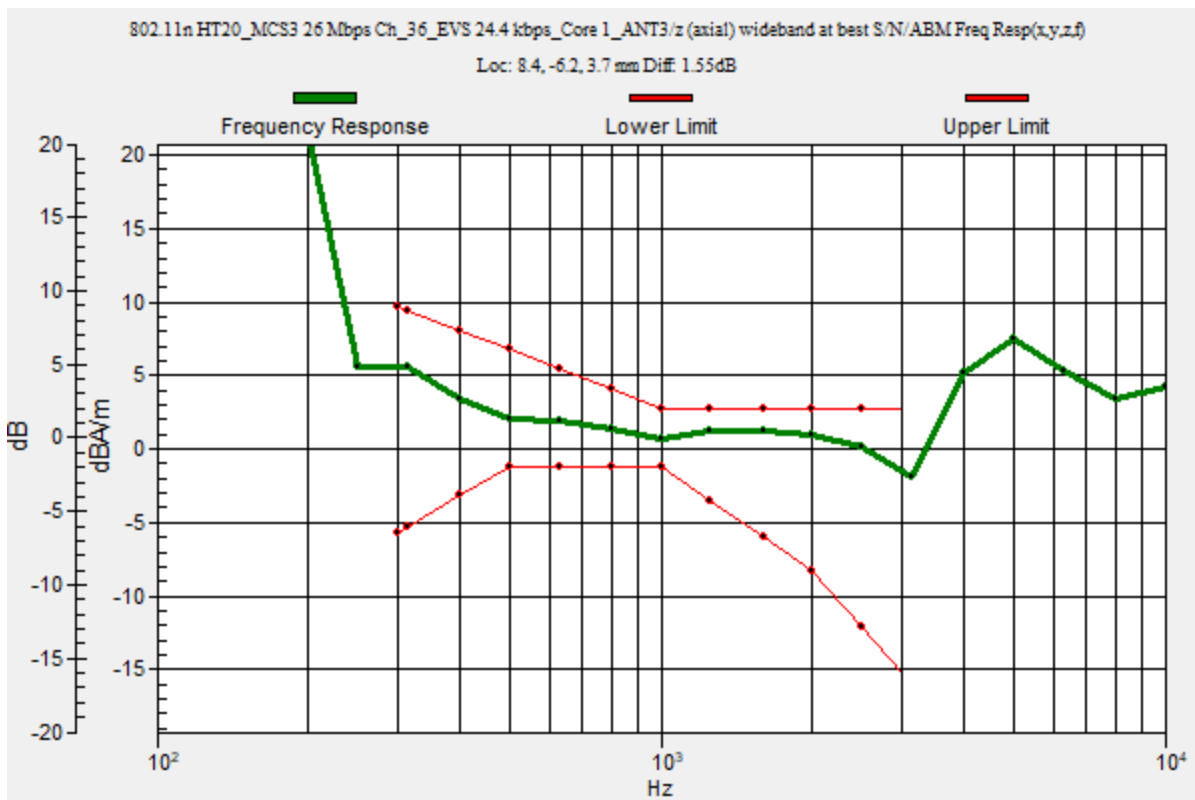
Category	Telephone parameters WD signal quality [(signal+noise)-to-noise ratio in decibels]
Category T1	0 dB to 10 dB
Category T2	10 dB to 20 dB
Category T3	20 dB to 30 dB
Category T4	> 30 dB

Cursor:

Diff = 1.55 dB

BWC Factor = 10.80 dB

Location: 8.4, -6.2, 3.7 mm



WiFi 802.11n HT20

Communication System: UID 0, 1@IEEE 802.11a/n/ac 5 GHz Band (0); Frequency: 5180 MHz; Duty Cycle: 1:1

Phantom section: TCoil Section

DASY5 Configuration:

- Probe: AM1DV3 - 3092; ; Calibrated: 4/16/2020
- Sensor-Surface: 0mm (Fix Surface)
- Electronics: DAE4 Sn1540; Calibrated: 2/21/2020
- Phantom: HAC Test Arch with AMCC; Type: SD HAC P01 BB
- Measurement SW: DASY52, Version 52.10 (4);SEMCAD X Version 14.6.14 (7483)

T-Coil scan (scan for ANSI C63.19 2011 compliance)/802.11n HT20_MCS3 26 Mbps Ch_36_EVS 24.4 kbps_Core 1_ANT5/z (axial) Single Point/ABM SNR(x,y,z) (1x1x1):

Measurement grid: dx=10mm, dy=10mm

Signal Type: Audio File (.wav) 48k_voice_1kHz_1s.wav

Output Gain: 15.15

Measure Window Start: 300ms

Measure Window Length: 1000ms

BWC applied: 0.16 dB

Device Reference Point: 0, 0, -6.3 mm

Cursor:

ABM1/ABM2 = 47.55 dB


ABM1 comp = 0.29 dBA/m

BWC Factor = 0.16 dB

Location: 8.4, -6.2, 3.7 mm

ABM2 = -47.26 dBA/m

Location: 8.4, -6.2, 3.7 mm



0 dB = 1.000 = 0.00 dB

WiFi 802.11n HT20

Communication System: UID 0, 1@IEEE 802.11a/n/ac 5 GHz Band (0); Frequency: 5180 MHz; Duty Cycle: 1:1

Phantom section: TCoil Section

DASY5 Configuration:

- Probe: AM1DV3 - 3092; ; Calibrated: 4/16/2020
- Sensor-Surface: 0mm (Fix Surface)
- Electronics: DAE4 Sn1540; Calibrated: 2/21/2020
- Phantom: HAC Test Arch with AMCC; Type: SD HAC P01 BB
- Measurement SW: DASY52, Version 52.10 (4);SEMCAD X Version 14.6.14 (7483)

T-Coil scan (scan for ANSI C63.19 2011 compliance)/802.11n HT20_MCS3 26 Mbps Ch_36_EVS 24.4 kbps_Core 1_ANT5/y (transversal) Single Point/ABM SNR(x,y,z)

(1x1x1): Measurement grid: dx=10mm, dy=10mm

Signal Type: Audio File (.wav) 48k_voice_1kHz_1s.wav

Output Gain: 15.15

Measure Window Start: 300ms

Measure Window Length: 1000ms

BWC applied: 0.16 dB

Device Reference Point: 0, 0, -6.3 mm

Cursor:

ABM1/ABM2 = 40.44 dB


ABM1 comp = -9.84 dBA/m

BWC Factor = 0.16 dB

Location: 7.4, 5.6, 3.7 mm

ABM2 = -50.28 dBA/m

Location: 7.4, 5.6, 3.7 mm



0 dB = 1.000 = 0.00 dB

WiFi 802.11n HT20

Communication System: UID 0, 1@IEEE 802.11a/n/ac 5 GHz Band (0); Frequency: 5260 MHz;Duty Cycle: 1:1

T-Coil scan (scan for ANSI C63.19 2011 compliance)/802.11n HT20_MCS3 26 Mbps Ch_52_EVS 24.4 kbps_Core 1_ANT5/z (axial) wideband at best S/N/ABM Freq

Resp(x,y,z,f) (1x1x1): Measurement grid: dx=10mm, dy=10mm

Signal Type: Audio File (.wav) 48k_voice_300-3000_2s.wav

Output Gain: 29.72

Measure Window Start: 300ms

Measure Window Length: 2000ms

BWC applied: 10.80 dB

Device Reference Point: 0, 0, -6.3 mm

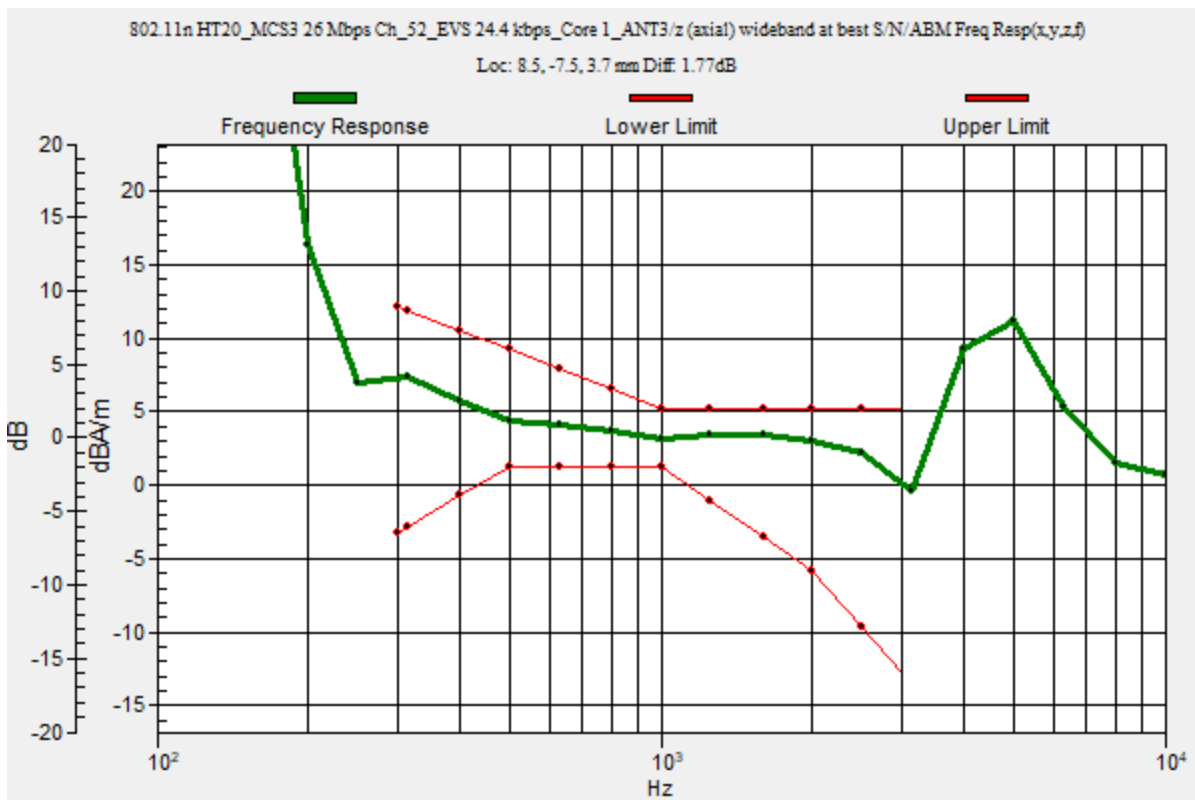
Category	Telephone parameters WD signal quality [(signal+noise)-to-noise ratio in decibels]
Category T1	0 dB to 10 dB
Category T2	10 dB to 20 dB
Category T3	20 dB to 30 dB
Category T4	> 30 dB

Cursor:

Diff = 1.77 dB

BWC Factor = 10.80 dB

Location: 8.5, -7.5, 3.7 mm



WiFi 802.11n HT20

Communication System: UID 0, 1@IEEE 802.11a/n/ac 5 GHz Band (0); Frequency: 5260 MHz; Duty Cycle: 1:1

Phantom section: TCoil Section

DASY5 Configuration:

- Probe: AM1DV3 - 3092; ; Calibrated: 4/16/2020
- Sensor-Surface: 0mm (Fix Surface)
- Electronics: DAE4 Sn1540; Calibrated: 2/21/2020
- Phantom: HAC Test Arch with AMCC; Type: SD HAC P01 BB
- Measurement SW: DASY52, Version 52.10 (4);SEMCAD X Version 14.6.14 (7483)

T-Coil scan (scan for ANSI C63.19 2011 compliance)/802.11n HT20_MCS3 26 Mbps Ch_52_EVS 24.4 kbps_Core 1_ANT5/z (axial) 4.2mm 50 x 50/ABM Interpolated

SNR(x,y,z) (121x121x1): Interpolated grid: dx=1.000 mm, dy=1.000 mm

Signal Type: Audio File (.wav) 48k_voice_1kHz_1s.wav

Output Gain: 15.15

Measure Window Start: 300ms

Measure Window Length: 1000ms

BWC applied: 0.16 dB

Device Reference Point: 0, 0, -6.3 mm

Cursor:

ABM1/ABM2 = 52.43 dB


ABM1 comp = 4.08 dBA/m

BWC Factor = 0.16 dB

Location: 8.3, -7.5, 3.7 mm

ABM2 = -36.81 dBA/m

Location: 25, -25, 3.7 mm



0 dB = 1.000 = 0.00 dB

WiFi 802.11n HT20

Communication System: UID 0, 1@IEEE 802.11a/n/ac 5 GHz Band (0); Frequency: 5260 MHz; Duty Cycle: 1:1

Phantom section: TCoil Section

DASY5 Configuration:

- Probe: AM1DV3 - 3092; ; Calibrated: 4/16/2020
- Sensor-Surface: 0mm (Fix Surface)
- Electronics: DAE4 Sn1540; Calibrated: 2/21/2020
- Phantom: HAC Test Arch with AMCC; Type: SD HAC P01 BB
- Measurement SW: DASY52, Version 52.10 (4);SEMCAD X Version 14.6.14 (7483)

T-Coil scan (scan for ANSI C63.19 2011 compliance)/802.11n HT20_MCS3 26 Mbps Ch_52_EVS 24.4 kbps_Core 1_ANT5/y (transversal) 4.2mm 50 x 50/ABM Interpolated SNR(x,y,z) (121x121x1): Interpolated grid: dx=1.000 mm, dy=1.000 mm

Signal Type: Audio File (.wav) 48k_voice_1kHz_1s.wav

Output Gain: 15.15

Measure Window Start: 300ms

Measure Window Length: 1000ms

BWC applied: 0.16 dB

Device Reference Point: 0, 0, -6.3 mm

Cursor:

ABM1/ABM2 = 46.42 dB


ABM1 comp = -7.47 dBA/m

BWC Factor = 0.16 dB

Location: 5, 3.7, 3.7 mm

ABM2 = -39.13 dBA/m

Location: 25, -20.8, 3.7 mm



0 dB = 1.000 = 0.00 dB

WiFi 802.11n HT20

Communication System: UID 0, 1@IEEE 802.11a/n/ac 5 GHz Band (0); Frequency: 5500 MHz;Duty Cycle: 1:1

T-Coil scan (scan for ANSI C63.19 2011 compliance)/802.11n HT20_MCS3 26 Mbps Ch_100_EVS 24.4 kbps_Core 1_ANT5/z (axial) wideband at best S/N/ABM Freq

Resp(x,y,z,f) (1x1x1): Measurement grid: dx=10mm, dy=10mm

Signal Type: Audio File (.wav) 48k_voice_300-3000_2s.wav

Output Gain: 29.72

Measure Window Start: 300ms

Measure Window Length: 2000ms

BWC applied: 10.80 dB

Device Reference Point: 0, 0, -6.3 mm

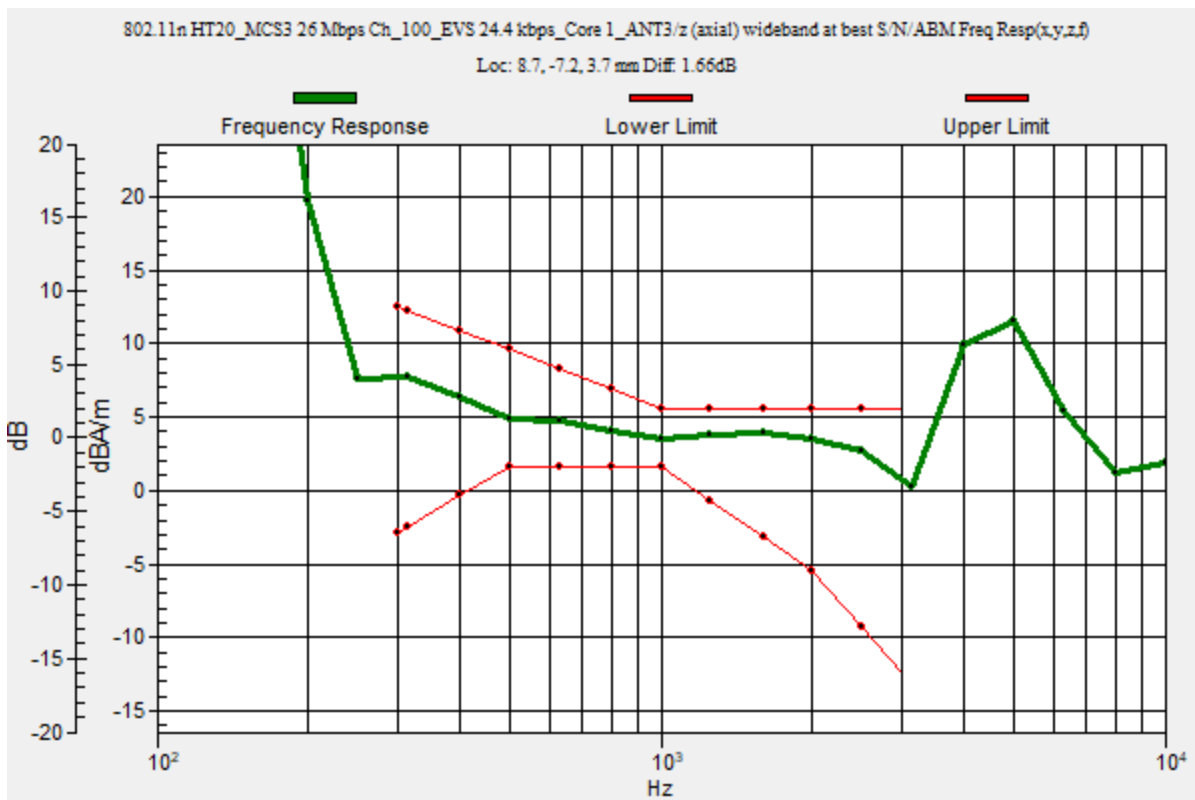
Category	Telephone parameters WD signal quality [(signal+noise)-to-noise ratio in decibels]
Category T1	0 dB to 10 dB
Category T2	10 dB to 20 dB
Category T3	20 dB to 30 dB
Category T4	> 30 dB

Cursor:

Diff = 1.66 dB

BWC Factor = 10.80 dB

Location: 8.7, -7.2, 3.7 mm



WiFi 802.11n HT20

Communication System: UID 0, 1@IEEE 802.11a/n/ac 5 GHz Band (0); Frequency: 5500 MHz; Duty Cycle: 1:1

Phantom section: TCoil Section

DASY5 Configuration:

- Probe: AM1DV3 - 3092; ; Calibrated: 4/16/2020
- Sensor-Surface: 0mm (Fix Surface)
- Electronics: DAE4 Sn1540; Calibrated: 2/21/2020
- Phantom: HAC Test Arch with AMCC; Type: SD HAC P01 BB
- Measurement SW: DASY52, Version 52.10 (4);SEMCAD X Version 14.6.14 (7483)

T-Coil scan (scan for ANSI C63.19 2011 compliance)/802.11n HT20_MCS3 26 Mbps Ch_100_EVS 24.4 kbps_Core 1_ANT5/z (axial) 4.2mm 50 x 50/ABM Interpolated

SNR(x,y,z) (121x121x1): Interpolated grid: dx=1.000 mm, dy=1.000 mm

Signal Type: Audio File (.wav) 48k_voice_1kHz_1s.wav

Output Gain: 15.15

Measure Window Start: 300ms

Measure Window Length: 1000ms

BWC applied: 0.16 dB

Device Reference Point: 0, 0, -6.3 mm

Cursor:

ABM1/ABM2 = 53.07 dB


ABM1 comp = 4.83 dBA/m

BWC Factor = 0.16 dB

Location: 8.8, -7.1, 3.7 mm

ABM2 = -37.24 dBA/m

Location: 25, -8.3, 3.7 mm



0 dB = 1.000 = 0.00 dB

WiFi 802.11n HT20

Communication System: UID 0, 1@IEEE 802.11a/n/ac 5 GHz Band (0); Frequency: 5500 MHz; Duty Cycle: 1:1

Phantom section: TCoil Section

DASY5 Configuration:

- Probe: AM1DV3 - 3092; ; Calibrated: 4/16/2020
- Sensor-Surface: 0mm (Fix Surface)
- Electronics: DAE4 Sn1540; Calibrated: 2/21/2020
- Phantom: HAC Test Arch with AMCC; Type: SD HAC P01 BB
- Measurement SW: DASY52, Version 52.10 (4);SEMCAD X Version 14.6.14 (7483)

T-Coil scan (scan for ANSI C63.19 2011 compliance)/802.11n HT20_MCS3 26 Mbps Ch_100_EVS 24.4 kbps_Core 1_ANT5/y (transversal) 4.2mm 50 x 50/ABM Interpolated SNR(x,y,z) (121x121x1): Interpolated grid: dx=1.000 mm, dy=1.000 mm

Signal Type: Audio File (.wav) 48k_voice_1kHz_1s.wav

Output Gain: 15.15

Measure Window Start: 300ms

Measure Window Length: 1000ms

BWC applied: 0.16 dB

Device Reference Point: 0, 0, -6.3 mm

Cursor:

ABM1/ABM2 = 47.27 dB


ABM1 comp = -6.82 dBA/m

BWC Factor = 0.16 dB

Location: 6.3, 4.2, 3.7 mm

ABM2 = -37.70 dBA/m

Location: 25, -20.8, 3.7 mm



0 dB = 1.000 = 0.00 dB

WiFi 802.11n HT20

Communication System: UID 0, 1@IEEE 802.11a/n/ac 5 GHz Band (0); Frequency: 5745 MHz;Duty Cycle: 1:1

T-Coil scan (scan for ANSI C63.19 2011 compliance)/802.11n HT20_MCS3 26 Mbps Ch_149_EVS 24.4 kbps_Core 1_ANT5/z (axial) wideband at best S/N/ABM Freq

Resp(x,y,z,f) (1x1x1): Measurement grid: dx=10mm, dy=10mm

Signal Type: Audio File (.wav) 48k_voice_300-3000_2s.wav

Output Gain: 29.72

Measure Window Start: 300ms

Measure Window Length: 2000ms

BWC applied: 10.80 dB

Device Reference Point: 0, 0, -6.3 mm

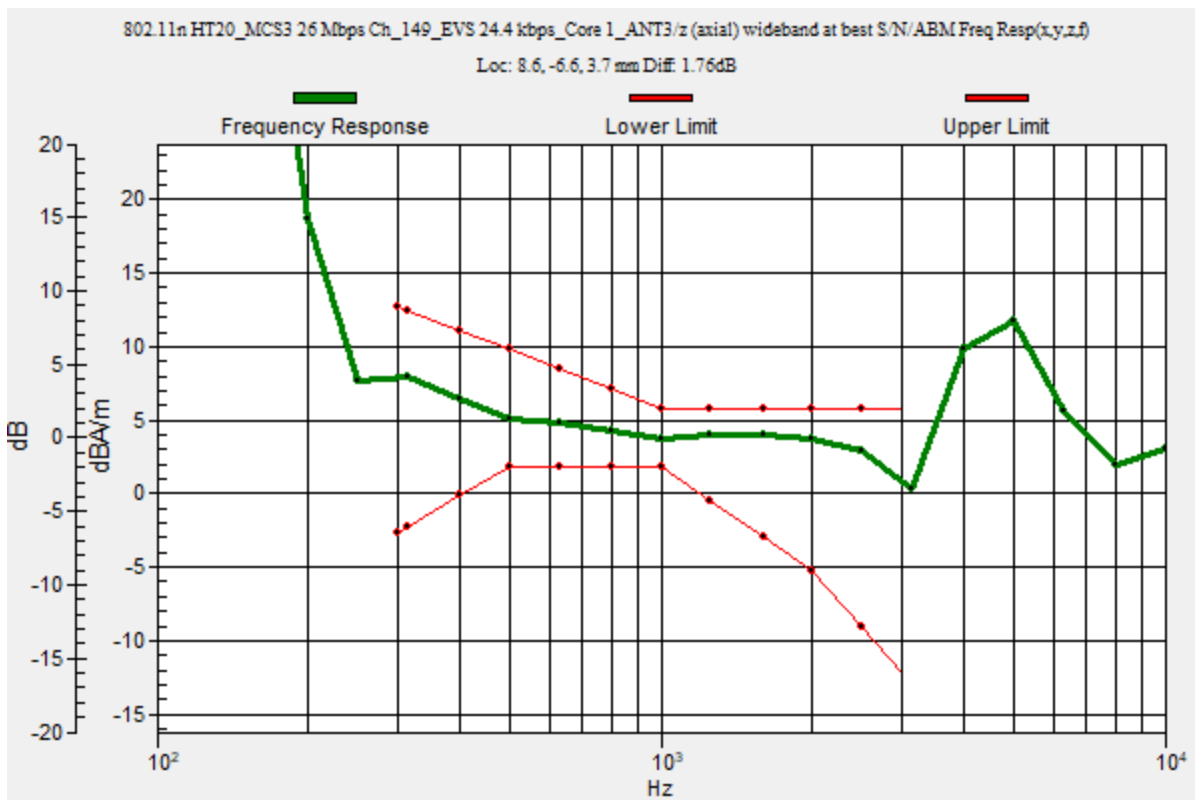
Category	Telephone parameters WD signal quality [(signal+noise)-to-noise ratio in decibels]
Category T1	0 dB to 10 dB
Category T2	10 dB to 20 dB
Category T3	20 dB to 30 dB
Category T4	> 30 dB

Cursor:

Diff = 1.76 dB

BWC Factor = 10.80 dB

Location: 8.6, -6.6, 3.7 mm



WiFi 802.11n HT20

Communication System: UID 0, 1@IEEE 802.11a/n/ac 5 GHz Band (0); Frequency: 5745 MHz; Duty Cycle: 1:1

Phantom section: TCoil Section

DASY5 Configuration:

- Probe: AM1DV3 - 3092; ; Calibrated: 4/16/2020
- Sensor-Surface: 0mm (Fix Surface)
- Electronics: DAE4 Sn1540; Calibrated: 2/21/2020
- Phantom: HAC Test Arch with AMCC; Type: SD HAC P01 BB
- Measurement SW: DASY52, Version 52.10 (4);SEMCAD X Version 14.6.14 (7483)

T-Coil scan (scan for ANSI C63.19 2011 compliance)/802.11n HT20_MCS3 26 Mbps Ch_149_EVS 24.4 kbps_Core 1_ANT5/z (axial) 4.2mm 50 x 50/ABM Interpolated

SNR(x,y,z) (121x121x1): Interpolated grid: dx=1.000 mm, dy=1.000 mm

Signal Type: Audio File (.wav) 48k_voice_1kHz_1s.wav

Output Gain: 15.15

Measure Window Start: 300ms

Measure Window Length: 1000ms

BWC applied: 0.16 dB

Device Reference Point: 0, 0, -6.3 mm

Cursor:

ABM1/ABM2 = 52.80 dB


ABM1 comp = 5.13 dBA/m

BWC Factor = 0.16 dB

Location: 8.8, -6.7, 3.7 mm

ABM2 = -36.43 dBA/m

Location: 25, -12.5, 3.7 mm



0 dB = 1.000 = 0.00 dB

WiFi 802.11n HT20

Communication System: UID 0, 1@IEEE 802.11a/n/ac 5 GHz Band (0); Frequency: 5745 MHz; Duty Cycle: 1:1

Phantom section: TCoil Section

DASY5 Configuration:

- Probe: AM1DV3 - 3092; ; Calibrated: 4/16/2020
- Sensor-Surface: 0mm (Fix Surface)
- Electronics: DAE4 Sn1540; Calibrated: 2/21/2020
- Phantom: HAC Test Arch with AMCC; Type: SD HAC P01 BB
- Measurement SW: DASY52, Version 52.10 (4);SEMCAD X Version 14.6.14 (7483)

T-Coil scan (scan for ANSI C63.19 2011 compliance)/802.11n HT20_MCS3 26 Mbps Ch_149_EVS 24.4 kbps_Core 1_ANT5/y (transversal) 4.2mm 50 x 50/ABM Interpolated SNR(x,y,z) (121x121x1): Interpolated grid: dx=1.000 mm, dy=1.000 mm

Signal Type: Audio File (.wav) 48k_voice_1kHz_1s.wav

Output Gain: 15.15

Measure Window Start: 300ms

Measure Window Length: 1000ms

BWC applied: 0.16 dB

Device Reference Point: 0, 0, -6.3 mm

Cursor:

ABM1/ABM2 = 47.50 dB


ABM1 comp = -6.25 dBA/m

BWC Factor = 0.16 dB

Location: 8.3, 3.7, 3.7 mm

ABM2 = -39.70 dBA/m

Location: 20.8, -20.8, 3.7 mm



0 dB = 1.000 = 0.00 dB