



# TEST SETUP PHOTOS

**Report Number: 12267350-EP1V1**

## 1. SCOPE


The purpose of this document is to show test setup diagrams and photos for the following reports

Reports
12267350

## 2. SETUP PHOTOS



**AC LINE CONDUCTED (FRONT)**



**AC LINE CONDUCTED (BACK)**




**AC LINE WITH LAPTOP (FRONT)**




**AC LINE WITH LAPTOP (BACK)**

**RADIATED RF MEASUREMENT SETUP**




**BELOW 30 MHz (FRONT)**



**BELOW 30 MHz (BACK)**




**BELOW 0.96 GHz (FRONT)**




**BELOW 0.96 GHz (BACK)**





**Fundamental 6 – 9 GHz (FRONT)**




**Fundamental 6 – 9 GHz (BACK)**



**0.96 – 18 GHz (FRONT)**



**0.96 – 18 GHz (BACK)**



**18 - 40 GHz (FRONT)**



**18 - 40 GHz (BACK)**