



TEST SETUP PHOTOS

Report Number: 12267350-EP1V1

1. SCOPE


The purpose of this document is to show test setup diagrams and photos for the following reports

Reports
12267350

2. SETUP PHOTOS



AC LINE CONDUCTED (FRONT)



AC LINE CONDUCTED (BACK)




AC LINE WITH LAPTOP (FRONT)




AC LINE WITH LAPTOP (BACK)

RADIATED RF MEASUREMENT SETUP




BELOW 30 MHz (FRONT)



BELOW 30 MHz (BACK)




BELOW 0.96 GHz (FRONT)



BELOW 0.96 GHz (BACK)



Fundamental 6 – 9 GHz (FRONT)




Fundamental 6 – 9 GHz (BACK)



0.96 – 18 GHz (FRONT)



0.96 – 18 GHz (BACK)



18 - 40 GHz (FRONT)



18 - 40 GHz (BACK)