



TEST SETUP PHOTOS

Report Number: 12607346-EP1V1

1. SCOPE

The purpose of this document is to show test setup diagrams and photos for the following reports


Reports
12607346

2. SETUP PHOTOS

2.1. WLAN TECHNOLOGIES

2.1.1. 2.4GHz(DTS/BT/BLE/UNII) TECHNOLOGIES

ANTENNA PORT AND AC LINE CONDUCTED SETUP



RF ANTENNA PORT CONDUCTED



AC LINE CONDUCTED (FRONT)





AC LINE CONDUCTED (BACK)




AC LINE WITH LAPTOP (FRONT)



AC LINE WITH LAPTOP (BACK)

RADIATED RF MEASUREMENT SETUP**BELOW 30 MHz (FRONT)****BELOW 30 MHz (BACK)****BELOW 1GHz (FRONT)****BELOW 1GHz (BACK)**

**X-Axis Front****X-Axis Back****Y-Axis Front****Y-Axis Back****Z-Axis Front****Z-Axis Back**

2.2. NFC TECHNOLOGY

FREQ TOLERANCE AND AC LINE CONDUCTED SETUP



FREQUENCY TOLERANCE




AC LINE CONDUCTED (FRONT)




AC LINE CONDUCTED (BACK)

RADIATED RF MEASUREMENT SETUP**BELOW 30 MHz (FRONT)****BELOW 30 MHz (BACK)****BELOW 1GHz (FRONT)****BELOW 1GHz (BACK)**


2.3. WWAN TECHNOLOGIES




FREQUENCY STABILITY




RF ANTENNA PORT CONDUCTED



X-ORIENTATION



Y-ORIENTATION



Z-ORIENTATION

2.4. DYNAMIC FREQUENCY SELECTION

DYNAMIC FREQUENCY SELECTION MEASUREMENT SETUP

DFS FRONT PHOTO (EUT)



DFS BACK PHOTO (EUT)



DFS FULL SETUP PHOTO (CLIENT MODE SETUP)



DFS FULL SETUP PHOTO (CLIENT-TO-CLIENT COMMUNICATIONS MODE SETUP)



DFS FULL SETUP PHOTO (PEER TO PEER MODE SETUP / EUT)



DFS FULL SETUP PHOTO (PEER TO PEER MODE SETUP / PEER DEVICE)

